

7A1 - Vital Signs At a Glance Contract Report for 100365/0000 - June 2017


Name or company name	Dr M Ramzan
Contract type name	PDS Contract
Purpose of contract	General
Contract start date	01/04/2017
Contract end date	30/06/2017

17/18 Contracted general activity (UDA)	156
Carry forward general activity (UDA)	0
17/18 Contracted orthodontic activity (UOA)	0
Carry forward orthodontic activity (UOA)	0
Baseline contract value	£6,039.34

ACCESS*

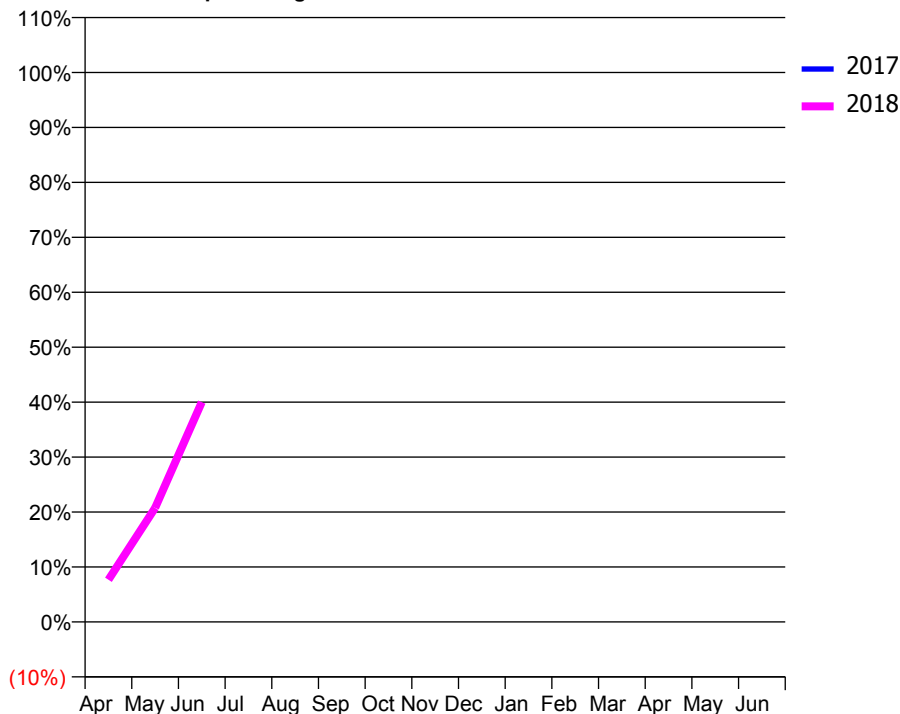
Patients seen in 24 months	Total	Change since previous quarter
Quarter ending June 2016	0	
Quarter ending September 2016	0	
Quarter ending December 2016	0	
Quarter ending March 2017	0	
Quarter ending June 2017	31	↑
Variance since June 2016	N/A	

Access trend analysis



ACTIVITY

Cumulative percentage of contracted UDA delivered 2017 & 2018



Month	Adjusted Scheduled Activity (UDA)	
	2017	2018
April	0	12
May	0	32
June	0	62
July	0	
August	0	
September	0	
October	0	
November	0	
December	0	
January	0	
February	0	
March	0	
April	0	
May	0	
June	0	

QUALITY

	Quantity	Base Number	Contract	LHB	Wales
% of FP17s for the same patient ID Re-attending within 3 months - Children	0	3	0.0%	8.3%	11.2%
% of FP17s for the same patient ID Re-attending within 3 months - Adults	2	49	4.1%	14.1%	16.4%
% of FP17s for the same patient ID Re-attending between 3 & 9 months - Children	0	3	0.0%	58.9%	58.1%
% of FP17s for the same patient ID Re-attending between 3 & 9 months - Adults	0	49	0.0%	54.5%	54.8%
% of FP17s for Band 1 Urgent Courses	52	52	100.0%	8.4%	9.2%
% of FP17s Relating to Free Repair or Replacements	0	52	0.0%	0.9%	0.8%
% of FP17s Relating to Continuations	0	52	0.0%	1.0%	0.9%
% of Patients satisfied with the dentistry they have received	0	0	N/A	91.5%	92.1%
% of Patients satisfied with the time they had to wait for an appointment	0	0	N/A	87.9%	87.5%

* This is based on patients treated on this contract for their most recent course of treatment. Figures in italics indicate the base number of FP17s or Patient Questionnaire responses are less than 100. N/A is shown where the base number of responses is less than 10 during the period. % is calculated as Quantity/Base number*100

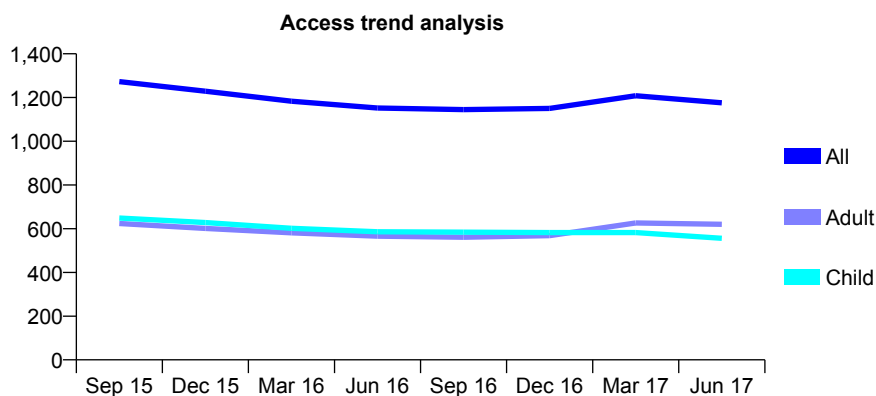
7A1 - Vital Signs At a Glance Contract Report for 101281/0086 - June 2017

Name or company name	OASIS DENTAL CARE LTD
Contract type name	GDS Contract
Purpose of contract	General
Contract start date	01/04/2006
Contract end date	

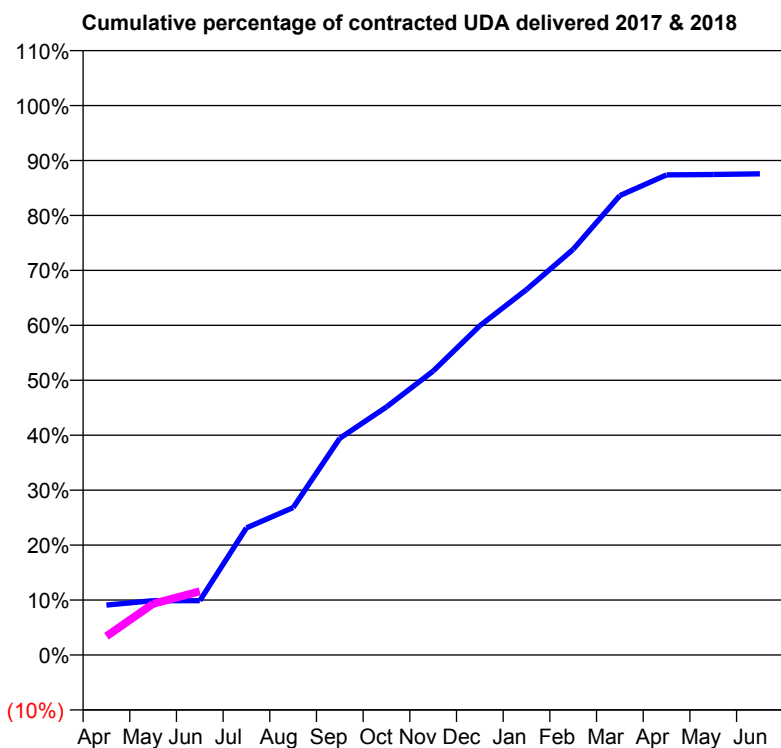
17/18 Contracted general activity (UDA)	3,000
Carry forward general activity (UDA)	0
17/18 Contracted orthodontic activity (UOA)	0
Carry forward orthodontic activity (UOA)	0
Baseline contract value	£73,205.41

ACCESS*

Patients seen in 24 months	Total	Change since previous quarter
Quarter ending June 2016	1,152	
Quarter ending September 2016	1,145	→
Quarter ending December 2016	1,150	→
Quarter ending March 2017	1,208	↑
Quarter ending June 2017	1,176	↓
Variance since June 2016	2.1%	↑



ACTIVITY



Month	Adjusted Scheduled Activity (UDA)	
	2017	2018
April	318	102
May	346	280
June	346	347
July	810	
August	939	
September	1,380	
October	1,581	
November	1,808	
December	2,098	
January	2,328	
February	2,584	
March	2,926	
April	3,058	
May	3,061	
June	3,065	

QUALITY

	Quantity	Base Number	Contract	LHB	Wales
% of FP17s for the same patient ID Re-attending within 3 months - Children	14	176	8.0%	8.3%	11.2%
% of FP17s for the same patient ID Re-attending within 3 months - Adults	29	136	21.3%	14.1%	16.4%
% of FP17s for the same patient ID Re-attending between 3 & 9 months - Children	131	176	74.4%	58.9%	58.1%
% of FP17s for the same patient ID Re-attending between 3 & 9 months - Adults	67	136	49.3%	54.5%	54.8%
% of FP17s for Band 1 Urgent Courses	12	247	4.9%	8.4%	9.2%
% of FP17s Relating to Free Repair or Replacements	0	247	0.0%	0.9%	0.8%
% of FP17s Relating to Continuations	0	247	0.0%	1.0%	0.9%
% of Patients satisfied with the dentistry they have received	3	3	N/A	91.5%	92.1%
% of Patients satisfied with the time they had to wait for an appointment	3	3	N/A	87.9%	87.5%

* This is based on patients treated on this contract for their most recent course of treatment. Figures in italics indicate the base number of FP17s or Patient Questionnaire responses are less than 100. N/A is shown where the base number of responses is less than 10 during the period. % is calculated as Quantity/Base number*100

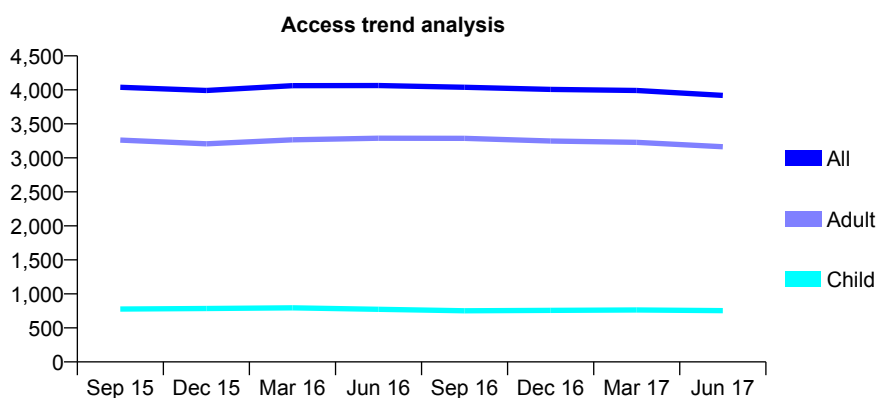
7A1 - Vital Signs At a Glance Contract Report for 101281/0116 - June 2017

Name or company name	OASIS DENTAL CARE LTD
Contract type name	GDS Contract
Purpose of contract	General
Contract start date	01/04/2006
Contract end date	

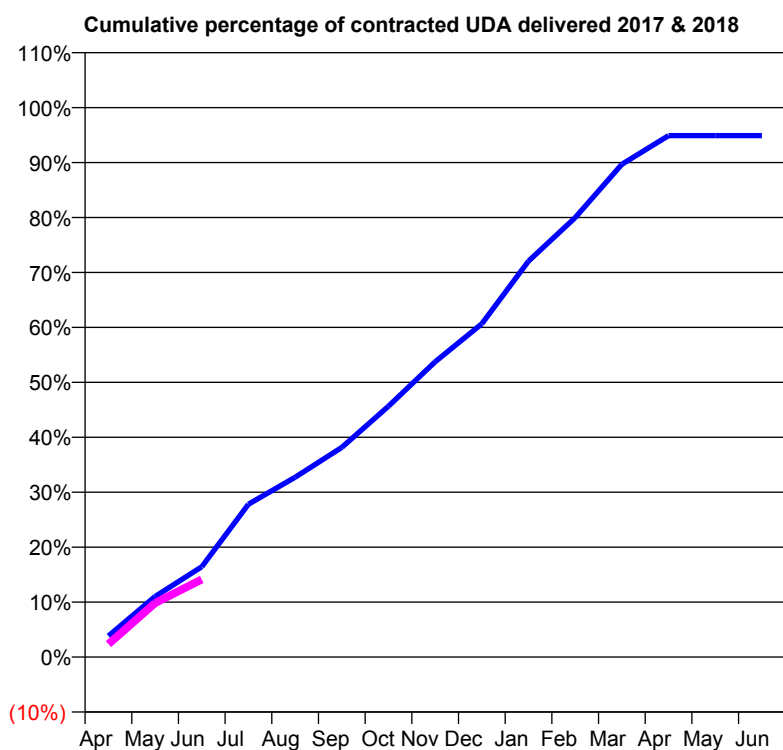
17/18 Contracted general activity (UDA)	15,000
Carry forward general activity (UDA)	0
17/18 Contracted orthodontic activity (UOA)	0
Carry forward orthodontic activity (UOA)	0
Baseline contract value	£358,336.80

ACCESS*

Patients seen in 24 months	Total	Change since previous quarter
Quarter ending June 2016	4,063	
Quarter ending September 2016	4,039	→
Quarter ending December 2016	4,006	→
Quarter ending March 2017	3,992	→
Quarter ending June 2017	3,918	↓
Variance since June 2016	(3.6%)	↓



ACTIVITY



Month	Adjusted Scheduled Activity (UDA)	
	2017	2018
April	540	354
May	1,545	1,476
June	2,301	2,121
July	3,895	
August	4,580	
September	5,343	
October	6,393	
November	7,523	
December	8,491	
January	10,089	
February	11,195	
March	12,555	
April	13,284	
May	13,287	
June	13,286	

QUALITY

	Quantity	Base Number	Contract	LHB	Wales
% of FP17s for the same patient ID Re-attending within 3 months - Children	20	245	8.2%	8.3%	11.2%
% of FP17s for the same patient ID Re-attending within 3 months - Adults	184	1,078	17.1%	14.1%	16.4%
% of FP17s for the same patient ID Re-attending between 3 & 9 months - Children	126	245	51.4%	58.9%	58.1%
% of FP17s for the same patient ID Re-attending between 3 & 9 months - Adults	558	1,078	51.8%	54.5%	54.8%
% of FP17s for Band 1 Urgent Courses	96	1,021	9.4%	8.4%	9.2%
% of FP17s Relating to Free Repair or Replacements	17	1,021	1.7%	0.9%	0.8%
% of FP17s Relating to Continuations	17	1,021	1.7%	1.0%	0.9%
% of Patients satisfied with the dentistry they have received	10	11	90.9%	91.5%	92.1%
% of Patients satisfied with the time they had to wait for an appointment	10	11	90.9%	87.9%	87.5%

* This is based on patients treated on this contract for their most recent course of treatment. Figures in italics indicate the base number of FP17s or Patient Questionnaire responses are less than 100. N/A is shown where the base number of responses is less than 10 during the period. % is calculated as Quantity/Base number*100

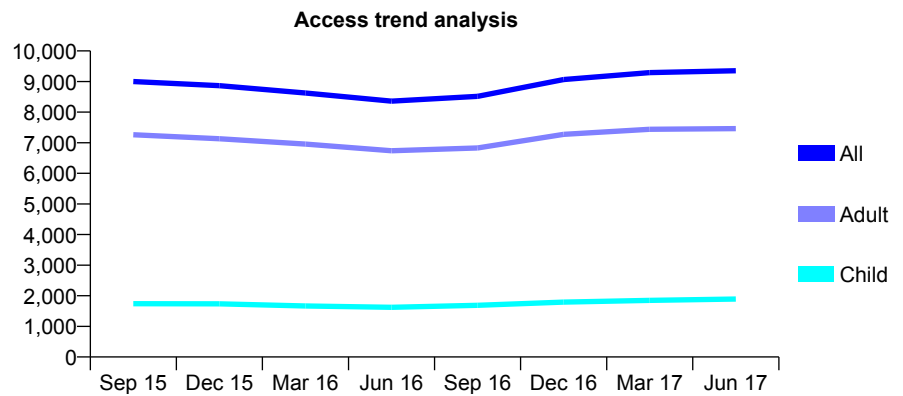
7A1 - Vital Signs At a Glance Contract Report for 101281/0133 - June 2017

Name or company name	OASIS DENTAL CARE LTD
Contract type name	GDS Contract
Purpose of contract	General
Contract start date	01/04/2006
Contract end date	

17/18 Contracted general activity (UDA)	33,740
Carry forward general activity (UDA)	0
17/18 Contracted orthodontic activity (UOA)	0
Carry forward orthodontic activity (UOA)	0
Baseline contract value	£785,619.39

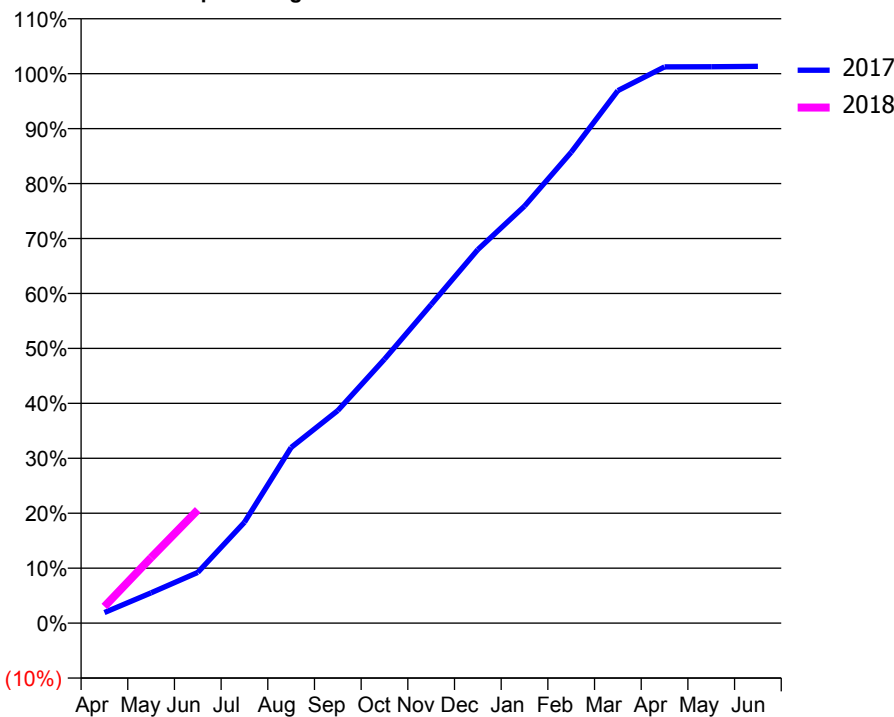
ACCESS*

Patients seen in 24 months	Total	Change since previous quarter
Quarter ending June 2016	8,361	
Quarter ending September 2016	8,518	→
Quarter ending December 2016	9,067	↑
Quarter ending March 2017	9,290	↑
Quarter ending June 2017	9,353	→
Variance since June 2016	11.9%	↑



ACTIVITY

Cumulative percentage of contracted UDA delivered 2017 & 2018



Month	Adjusted Scheduled Activity (UDA)	
	2017	2018
April	652	1,016
May	1,862	4,021
June	3,114	6,952
July	6,197	
August	10,791	
September	13,052	
October	16,205	
November	19,561	
December	22,941	
January	25,609	
February	28,918	
March	32,701	
April	34,158	
May	34,166	
June	34,189	

QUALITY

	Quantity	Base Number	Contract	LHB	Wales
% of FP17s for the same patient ID Re-attending within 3 months - Children	36	576	6.3%	8.3%	11.2%
% of FP17s for the same patient ID Re-attending within 3 months - Adults	318	2,696	11.8%	14.1%	16.4%
% of FP17s for the same patient ID Re-attending between 3 & 9 months - Children	312	576	54.2%	58.9%	58.1%
% of FP17s for the same patient ID Re-attending between 3 & 9 months - Adults	1,608	2,696	59.6%	54.5%	54.8%
% of FP17s for Band 1 Urgent Courses	110	2,756	4.0%	8.4%	9.2%
% of FP17s Relating to Free Repair or Replacements	13	2,756	0.5%	0.9%	0.8%
% of FP17s Relating to Continuations	53	2,756	1.9%	1.0%	0.9%
% of Patients satisfied with the dentistry they have received	38	42	90.5%	91.5%	92.1%
% of Patients satisfied with the time they had to wait for an appointment	35	42	83.3%	87.9%	87.5%

* This is based on patients treated on this contract for their most recent course of treatment. Figures in italics indicate the base number of FP17s or Patient Questionnaire responses are less than 100. N/A is shown where the base number of responses is less than 10 during the period. % is calculated as Quantity/Base number*100

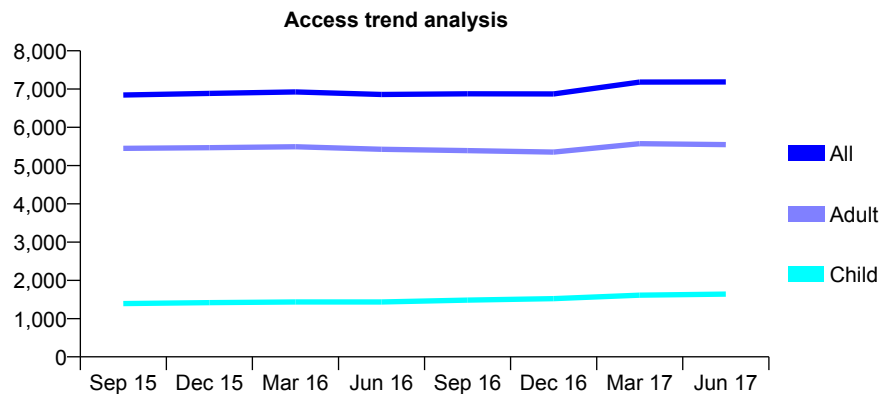
7A1 - Vital Signs At a Glance Contract Report for 101281/0144 - June 2017

Name or company name	OASIS DENTAL CARE LTD
Contract type name	GDS Contract
Purpose of contract	General
Contract start date	01/04/2006
Contract end date	

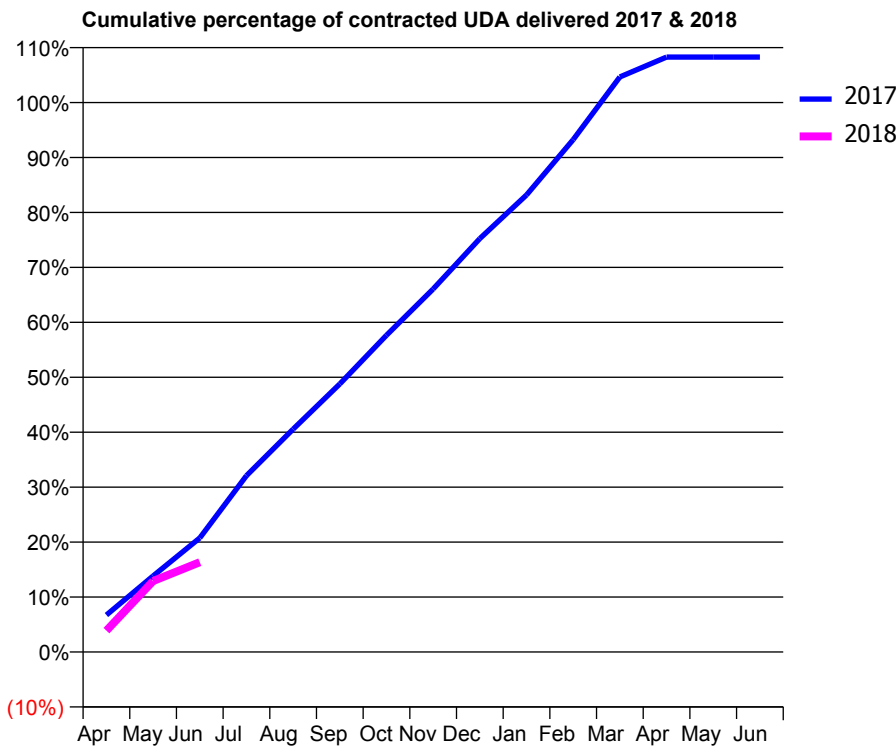
17/18 Contracted general activity (UDA)	24,126
Carry forward general activity (UDA)	0
17/18 Contracted orthodontic activity (UOA)	0
Carry forward orthodontic activity (UOA)	0
Baseline contract value	£563,639.18

ACCESS*

Patients seen in 24 months	Total	Change since previous quarter
Quarter ending June 2016	6,858	
Quarter ending September 2016	6,875	→
Quarter ending December 2016	6,872	→
Quarter ending March 2017	7,183	↑
Quarter ending June 2017	7,187	→
Variance since June 2016	4.8%	↑



ACTIVITY



Month	Adjusted Scheduled Activity (UDA)	
	2017	2018
April	1,559	941
May	3,201	3,117
June	4,801	3,943
July	7,421	
August	9,377	
September	11,281	
October	13,325	
November	15,271	
December	17,395	
January	19,227	
February	21,557	
March	24,194	
April	25,030	
May	25,028	
June	25,028	

QUALITY

	Quantity	Base Number	Contract	LHB	Wales
% of FP17s for the same patient ID Re-attending within 3 months - Children	41	451	9.1%	8.3%	11.2%
% of FP17s for the same patient ID Re-attending within 3 months - Adults	306	1,747	17.5%	14.1%	16.4%
% of FP17s for the same patient ID Re-attending between 3 & 9 months - Children	235	451	52.1%	58.9%	58.1%
% of FP17s for the same patient ID Re-attending between 3 & 9 months - Adults	1,009	1,747	57.8%	54.5%	54.8%
% of FP17s for Band 1 Urgent Courses	164	1,863	8.8%	8.4%	9.2%
% of FP17s Relating to Free Repair or Replacements	25	1,863	1.3%	0.9%	0.8%
% of FP17s Relating to Continuations	35	1,863	1.9%	1.0%	0.9%
% of Patients satisfied with the dentistry they have received	30	33	90.9%	91.5%	92.1%
% of Patients satisfied with the time they had to wait for an appointment	30	33	90.9%	87.9%	87.5%

* This is based on patients treated on this contract for their most recent course of treatment. Figures in italics indicate the base number of FP17s or Patient Questionnaire responses are less than 100. N/A is shown where the base number of responses is less than 10 during the period. % is calculated as Quantity/Base number*100

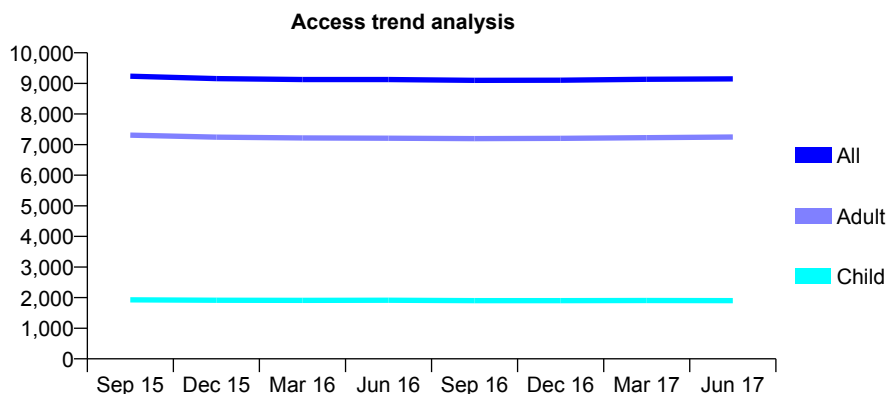
7A1 - Vital Signs At a Glance Contract Report for 101281/0152 - June 2017

Name or company name	OASIS DENTAL CARE LTD
Contract type name	GDS Contract
Purpose of contract	General
Contract start date	01/04/2006
Contract end date	

17/18 Contracted general activity (UDA)	25,000
Carry forward general activity (UDA)	0
17/18 Contracted orthodontic activity (UOA)	0
Carry forward orthodontic activity (UOA)	0
Baseline contract value	£582,245.56

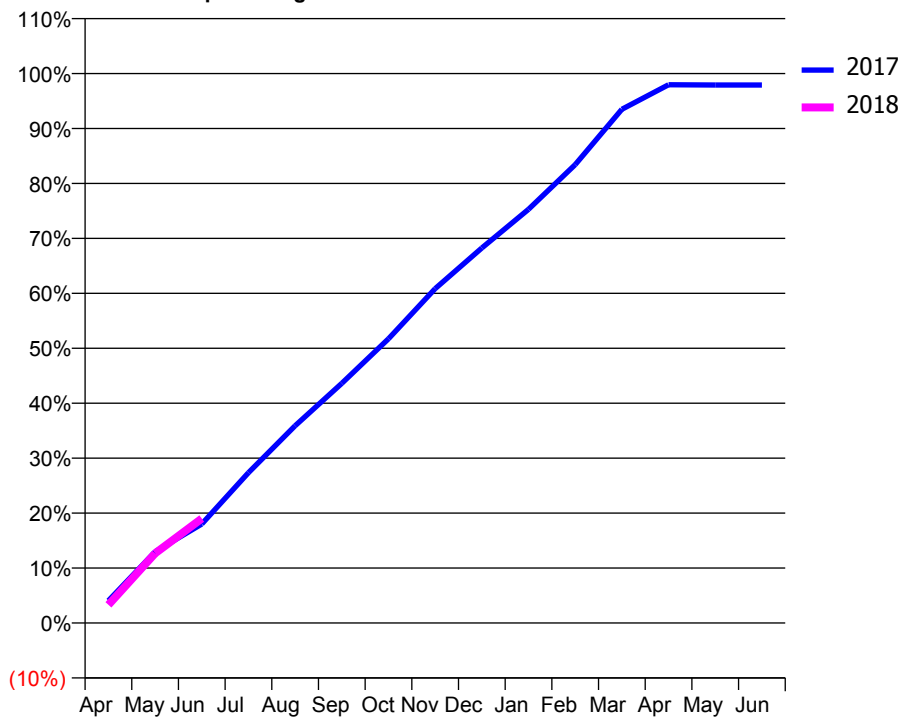
ACCESS*

Patients seen in 24 months	Total	Change since previous quarter
Quarter ending June 2016	9,126	
Quarter ending September 2016	9,101	→
Quarter ending December 2016	9,104	→
Quarter ending March 2017	9,133	→
Quarter ending June 2017	9,150	→
Variance since June 2016	0.3%	→



ACTIVITY

Cumulative percentage of contracted UDA delivered 2017 & 2018



Month	Adjusted Scheduled Activity (UDA)	
	2017	2018
April	1,017	828
May	3,240	3,171
June	4,503	4,756
July	6,843	
August	8,977	
September	10,906	
October	12,933	
November	15,210	
December	17,062	
January	18,823	
February	20,856	
March	23,373	
April	24,485	
May	24,473	
June	24,473	

QUALITY

	Quantity	Base Number	Contract	LHB	Wales
% of FP17s for the same patient ID Re-attending within 3 months - Children	53	672	7.9%	8.3%	11.2%
% of FP17s for the same patient ID Re-attending within 3 months - Adults	327	2,382	13.7%	14.1%	16.4%
% of FP17s for the same patient ID Re-attending between 3 & 9 months - Children	366	672	54.5%	58.9%	58.1%
% of FP17s for the same patient ID Re-attending between 3 & 9 months - Adults	1,102	2,382	46.3%	54.5%	54.8%
% of FP17s for Band 1 Urgent Courses	170	2,522	6.7%	8.4%	9.2%
% of FP17s Relating to Free Repair or Replacements	20	2,522	0.8%	0.9%	0.8%
% of FP17s Relating to Continuations	36	2,522	1.4%	1.0%	0.9%
% of Patients satisfied with the dentistry they have received	32	36	88.9%	91.5%	92.1%
% of Patients satisfied with the time they had to wait for an appointment	32	36	88.9%	87.9%	87.5%

* This is based on patients treated on this contract for their most recent course of treatment. Figures in italics indicate the base number of FP17s or Patient Questionnaire responses are less than 100. N/A is shown where the base number of responses is less than 10 during the period. % is calculated as Quantity/Base number*100

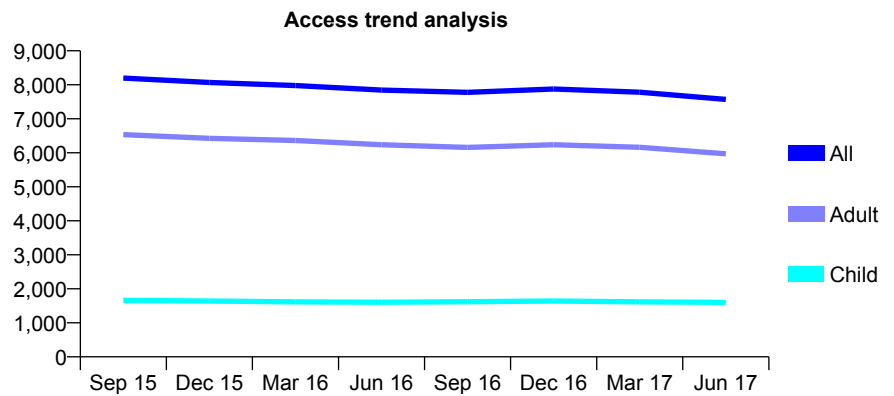
7A1 - Vital Signs At a Glance Contract Report for 101281/0153 - June 2017

Name or company name	OASIS DENTAL CARE LTD
Contract type name	GDS Contract
Purpose of contract	General
Contract start date	01/04/2006
Contract end date	

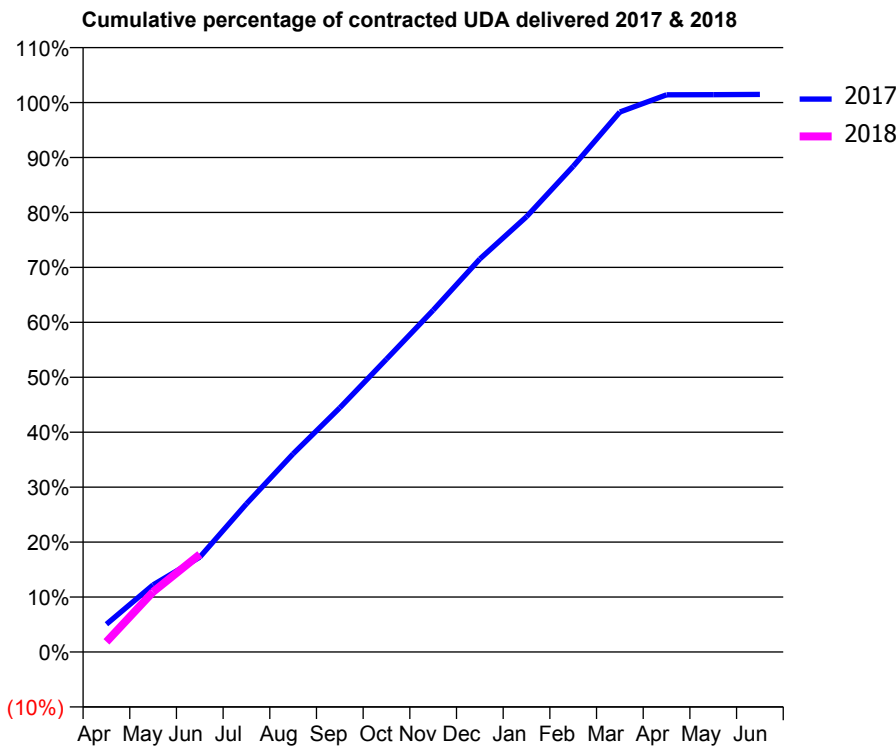
17/18 Contracted general activity (UDA)	27,508
Carry forward general activity (UDA)	0
17/18 Contracted orthodontic activity (UOA)	0
Carry forward orthodontic activity (UOA)	0
Baseline contract value	£642,528.15

ACCESS*

Patients seen in 24 months	Total	Change since previous quarter
Quarter ending June 2016	7,846	
Quarter ending September 2016	7,780	→
Quarter ending December 2016	7,877	→
Quarter ending March 2017	7,783	↓
Quarter ending June 2017	7,571	↓
Variance since June 2016	(3.5%)	↓



ACTIVITY



Month	Adjusted Scheduled Activity (UDA)	
	2017	2018
April	1,339	511
May	3,236	3,015
June	4,573	4,888
July	7,147	
August	9,557	
September	11,780	
October	14,122	
November	16,488	
December	18,954	
January	20,992	
February	23,421	
March	26,041	
April	26,869	
May	26,878	
June	26,890	

QUALITY

	Quantity	Base Number	Contract	LHB	Wales
% of FP17s for the same patient ID Re-attending within 3 months - Children	32	453	7.1%	8.3%	11.2%
% of FP17s for the same patient ID Re-attending within 3 months - Adults	293	1,940	15.1%	14.1%	16.4%
% of FP17s for the same patient ID Re-attending between 3 & 9 months - Children	271	453	59.8%	58.9%	58.1%
% of FP17s for the same patient ID Re-attending between 3 & 9 months - Adults	1,261	1,940	65.0%	54.5%	54.8%
% of FP17s for Band 1 Urgent Courses	165	2,027	8.1%	8.4%	9.2%
% of FP17s Relating to Free Repair or Replacements	41	2,027	2.0%	0.9%	0.8%
% of FP17s Relating to Continuations	24	2,027	1.2%	1.0%	0.9%
% of Patients satisfied with the dentistry they have received	18	20	90.0%	91.5%	92.1%
% of Patients satisfied with the time they had to wait for an appointment	18	20	90.0%	87.9%	87.5%

* This is based on patients treated on this contract for their most recent course of treatment. Figures in italics indicate the base number of FP17s or Patient Questionnaire responses are less than 100. N/A is shown where the base number of responses is less than 10 during the period. % is calculated as Quantity/Base number*100

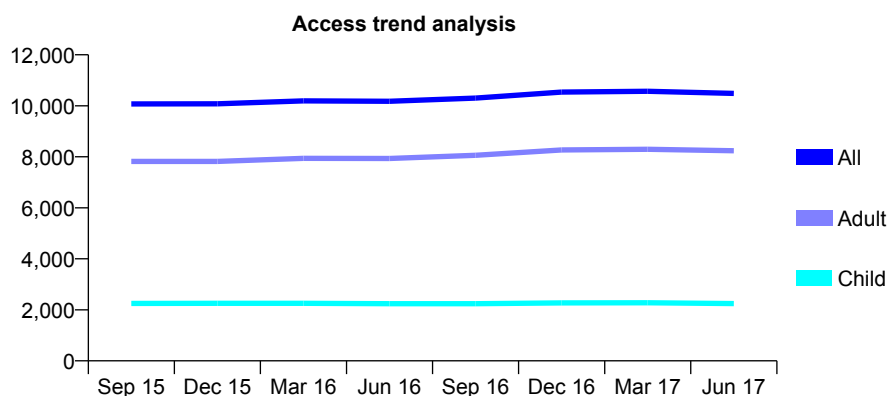
7A1 - Vital Signs At a Glance Contract Report for 101281/0154 - June 2017

Name or company name	OASIS DENTAL CARE LTD
Contract type name	GDS Contract
Purpose of contract	General
Contract start date	01/04/2006
Contract end date	

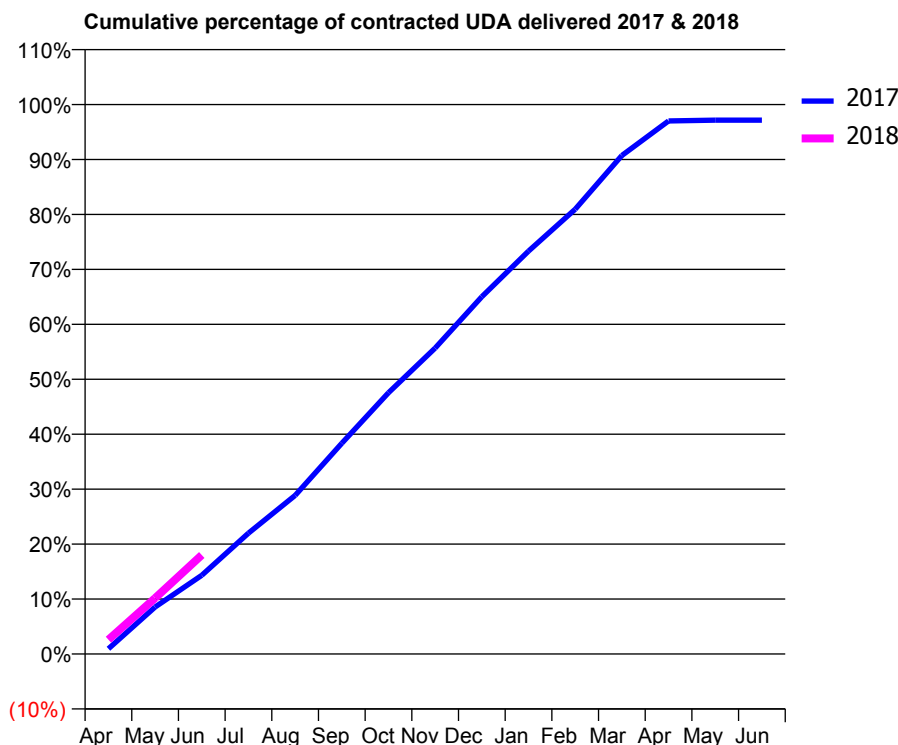
17/18 Contracted general activity (UDA)	35,277
Carry forward general activity (UDA)	0
17/18 Contracted orthodontic activity (UOA)	0
Carry forward orthodontic activity (UOA)	0
Baseline contract value	£821,419.31

ACCESS*

Patients seen in 24 months	Total	Change since previous quarter
Quarter ending June 2016	10,178	
Quarter ending September 2016	10,301	→
Quarter ending December 2016	10,540	↑
Quarter ending March 2017	10,571	→
Quarter ending June 2017	10,484	→
Variance since June 2016	3.0%	↑



ACTIVITY



Month	Adjusted Scheduled Activity (UDA)	
	2017	2018
April	342	917
May	3,019	3,591
June	5,051	6,360
July	7,759	
August	10,183	
September	13,534	
October	16,772	
November	19,643	
December	22,940	
January	25,870	
February	28,552	
March	32,001	
April	34,219	
May	34,270	
June	34,273	

QUALITY

	Quantity	Base Number	Contract	LHB	Wales
% of FP17s for the same patient ID Re-attending within 3 months - Children	64	750	8.5%	8.3%	11.2%
% of FP17s for the same patient ID Re-attending within 3 months - Adults	596	3,227	18.5%	14.1%	16.4%
% of FP17s for the same patient ID Re-attending between 3 & 9 months - Children	482	750	64.3%	58.9%	58.1%
% of FP17s for the same patient ID Re-attending between 3 & 9 months - Adults	1,981	3,227	61.4%	54.5%	54.8%
% of FP17s for Band 1 Urgent Courses	321	3,060	10.5%	8.4%	9.2%
% of FP17s Relating to Free Repair or Replacements	40	3,060	1.3%	0.9%	0.8%
% of FP17s Relating to Continuations	58	3,060	1.9%	1.0%	0.9%
% of Patients satisfied with the dentistry they have received	30	32	93.8%	91.5%	92.1%
% of Patients satisfied with the time they had to wait for an appointment	28	32	87.5%	87.9%	87.5%

* This is based on patients treated on this contract for their most recent course of treatment. Figures in italics indicate the base number of FP17s or Patient Questionnaire responses are less than 100. N/A is shown where the base number of responses is less than 10 during the period. % is calculated as Quantity/Base number*100

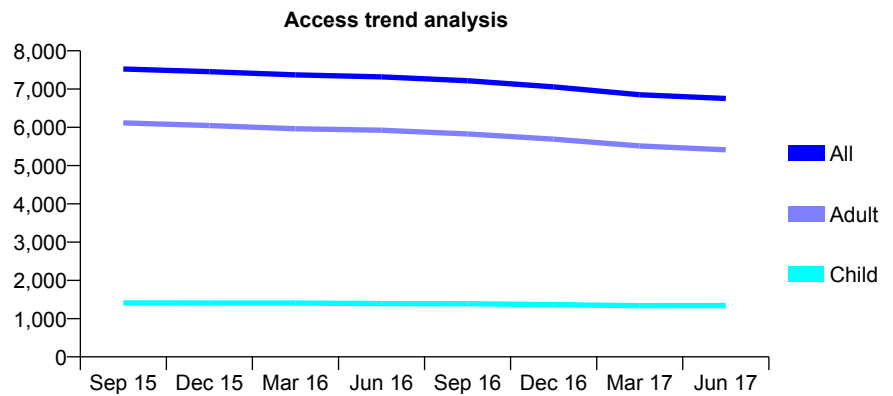
7A1 - Vital Signs At a Glance Contract Report for 101281/0156 - June 2017

Name or company name	OASIS DENTAL CARE LTD
Contract type name	GDS Contract
Purpose of contract	General
Contract start date	01/04/2006
Contract end date	

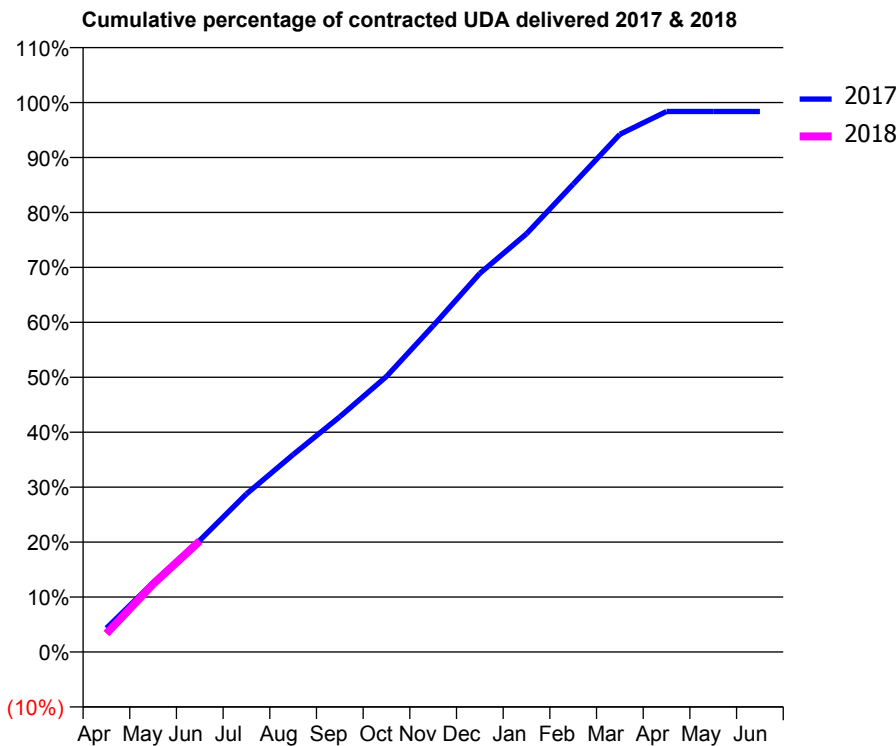
17/18 Contracted general activity (UDA)	25,000
Carry forward general activity (UDA)	0
17/18 Contracted orthodontic activity (UOA)	0
Carry forward orthodontic activity (UOA)	0
Baseline contract value	£582,101.81

ACCESS*

Patients seen in 24 months	Total	Change since previous quarter
Quarter ending June 2016	7,319	
Quarter ending September 2016	7,216	↓
Quarter ending December 2016	7,058	↓
Quarter ending March 2017	6,850	↓
Quarter ending June 2017	6,753	↓
Variance since June 2016	(7.7%)	↓



ACTIVITY



Month	Adjusted Scheduled Activity (UDA)	
	2017	2018
April	1,083	843
May	3,159	3,090
June	5,082	5,050
July	7,191	
August	8,981	
September	10,703	
October	12,539	
November	14,842	
December	17,224	
January	19,027	
February	21,288	
March	23,555	
April	24,593	
May	24,593	
June	24,593	

QUALITY

	Quantity	Base Number	Contract	LHB	Wales
% of FP17s for the same patient ID Re-attending within 3 months - Children	30	492	6.1%	8.3%	11.2%
% of FP17s for the same patient ID Re-attending within 3 months - Adults	440	2,383	18.5%	14.1%	16.4%
% of FP17s for the same patient ID Re-attending between 3 & 9 months - Children	309	492	62.8%	58.9%	58.1%
% of FP17s for the same patient ID Re-attending between 3 & 9 months - Adults	1,664	2,383	69.8%	54.5%	54.8%
% of FP17s for Band 1 Urgent Courses	224	2,583	8.7%	8.4%	9.2%
% of FP17s Relating to Free Repair or Replacements	36	2,583	1.4%	0.9%	0.8%
% of FP17s Relating to Continuations	36	2,583	1.4%	1.0%	0.9%
% of Patients satisfied with the dentistry they have received	29	30	96.7%	91.5%	92.1%
% of Patients satisfied with the time they had to wait for an appointment	26	30	86.7%	87.9%	87.5%

* This is based on patients treated on this contract for their most recent course of treatment. Figures in italics indicate the base number of FP17s or Patient Questionnaire responses are less than 100. N/A is shown where the base number of responses is less than 10 during the period. % is calculated as Quantity/Base number*100

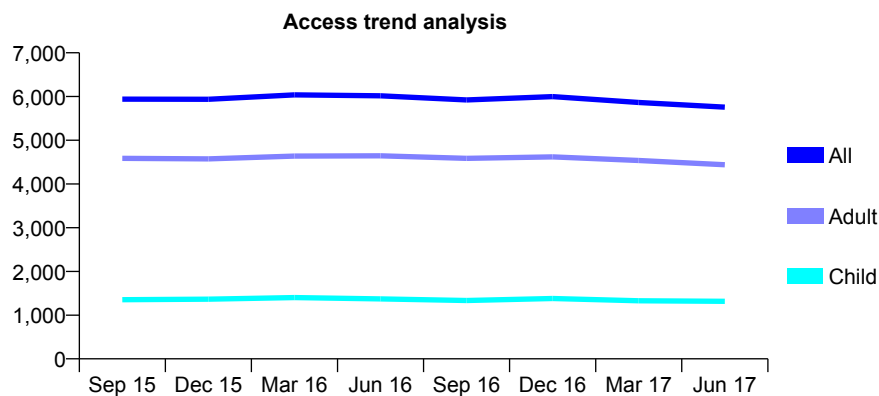
7A1 - Vital Signs At a Glance Contract Report for 101281/0157 - June 2017

Name or company name	OASIS DENTAL CARE LTD
Contract type name	GDS Contract
Purpose of contract	General
Contract start date	01/05/2006
Contract end date	

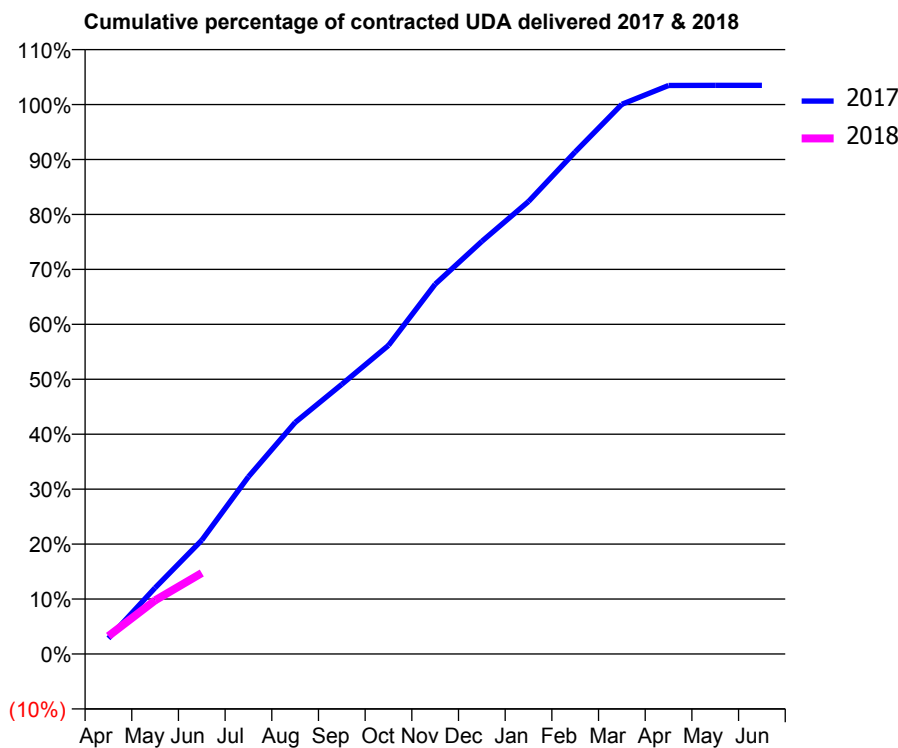
17/18 Contracted general activity (UDA)	20,000
Carry forward general activity (UDA)	0
17/18 Contracted orthodontic activity (UOA)	0
Carry forward orthodontic activity (UOA)	0
Baseline contract value	£477,782.40

ACCESS*

Patients seen in 24 months	Total	Change since previous quarter
Quarter ending June 2016	6,015	
Quarter ending September 2016	5,921	↓
Quarter ending December 2016	5,998	→
Quarter ending March 2017	5,865	↓
Quarter ending June 2017	5,756	↓
Variance since June 2016	(4.3%)	↓



ACTIVITY



Month	Adjusted Scheduled Activity (UDA)	
	2017	2018
April	540	651
May	2,288	1,953
June	3,934	2,949
July	6,131	
August	8,004	
September	9,323	
October	10,671	
November	12,790	
December	14,267	
January	15,646	
February	17,361	
March	19,010	
April	19,657	
May	19,662	
June	19,662	

QUALITY

	Quantity	Base Number	Contract	LHB	Wales
% of FP17s for the same patient ID Re-attending within 3 months - Children	28	406	6.9%	8.3%	11.2%
% of FP17s for the same patient ID Re-attending within 3 months - Adults	167	1,140	14.6%	14.1%	16.4%
% of FP17s for the same patient ID Re-attending between 3 & 9 months - Children	241	406	59.4%	58.9%	58.1%
% of FP17s for the same patient ID Re-attending between 3 & 9 months - Adults	551	1,140	48.3%	54.5%	54.8%
% of FP17s for Band 1 Urgent Courses	26	1,281	2.0%	8.4%	9.2%
% of FP17s Relating to Free Repair or Replacements	4	1,281	0.3%	0.9%	0.8%
% of FP17s Relating to Continuations	46	1,281	3.6%	1.0%	0.9%
% of Patients satisfied with the dentistry they have received	24	26	92.3%	91.5%	92.1%
% of Patients satisfied with the time they had to wait for an appointment	24	26	92.3%	87.9%	87.5%

* This is based on patients treated on this contract for their most recent course of treatment. Figures in italics indicate the base number of FP17s or Patient Questionnaire responses are less than 100. N/A is shown where the base number of responses is less than 10 during the period. % is calculated as Quantity/Base number*100

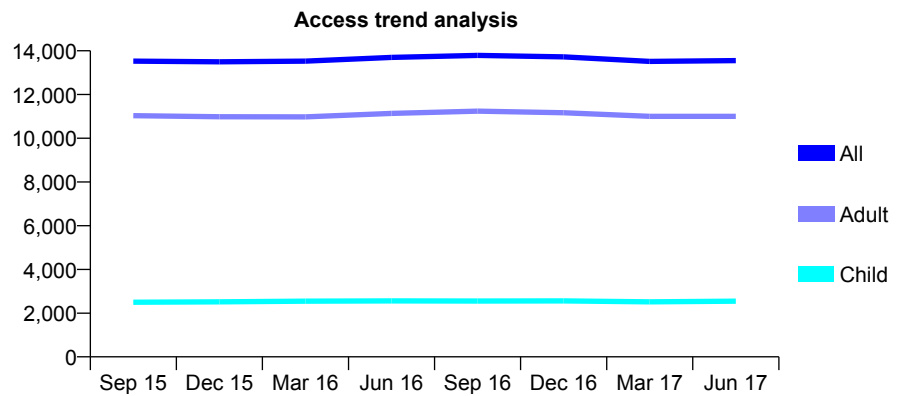
7A1 - Vital Signs At a Glance Contract Report for 101338/0037 - June 2017

Name or company name	Whitecross Dental Care Limited
Contract type name	GDS Contract
Purpose of contract	General
Contract start date	01/04/2006
Contract end date	

17/18 Contracted general activity (UDA)	48,695
Carry forward general activity (UDA)	0
17/18 Contracted orthodontic activity (UOA)	0
Carry forward orthodontic activity (UOA)	0
Baseline contract value	£1,343,050.55

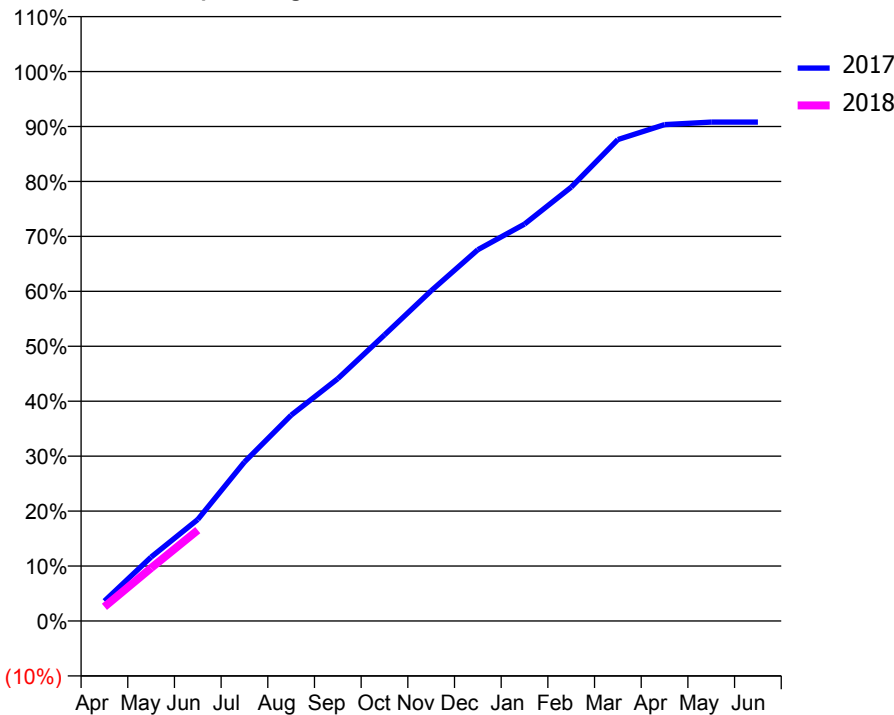
ACCESS*

Patients seen in 24 months	Total	Change since previous quarter
Quarter ending June 2016	13,698	
Quarter ending September 2016	13,792	→
Quarter ending December 2016	13,725	→
Quarter ending March 2017	13,517	↓
Quarter ending June 2017	13,549	→
Variance since June 2016	(1.1%)	↓



ACTIVITY

Cumulative percentage of contracted UDA delivered 2017 & 2018



Month	Adjusted Scheduled Activity (UDA)	
	2017	2018
April	1,786	1,257
May	5,747	4,697
June	9,121	8,051
July	14,280	
August	18,493	
September	21,766	
October	25,703	
November	29,662	
December	33,355	
January	35,659	
February	38,976	
March	43,246	
April	44,595	
May	44,813	
June	44,816	

QUALITY

	Quantity	Base Number	Contract	LHB	Wales
% of FP17s for the same patient ID Re-attending within 3 months - Children	17	778	2.2%	8.3%	11.2%
% of FP17s for the same patient ID Re-attending within 3 months - Adults	299	3,645	8.2%	14.1%	16.4%
% of FP17s for the same patient ID Re-attending between 3 & 9 months - Children	453	778	58.2%	58.9%	58.1%
% of FP17s for the same patient ID Re-attending between 3 & 9 months - Adults	2,325	3,645	63.8%	54.5%	54.8%
% of FP17s for Band 1 Urgent Courses	149	3,818	3.9%	8.4%	9.2%
% of FP17s Relating to Free Repair or Replacements	39	3,818	1.0%	0.9%	0.8%
% of FP17s Relating to Continuations	21	3,818	0.6%	1.0%	0.9%
% of Patients satisfied with the dentistry they have received	83	91	91.2%	91.5%	92.1%
% of Patients satisfied with the time they had to wait for an appointment	82	91	90.1%	87.9%	87.5%

* This is based on patients treated on this contract for their most recent course of treatment. Figures in italics indicate the base number of FP17s or Patient Questionnaire responses are less than 100. N/A is shown where the base number of responses is less than 10 during the period. % is calculated as Quantity/Base number*100

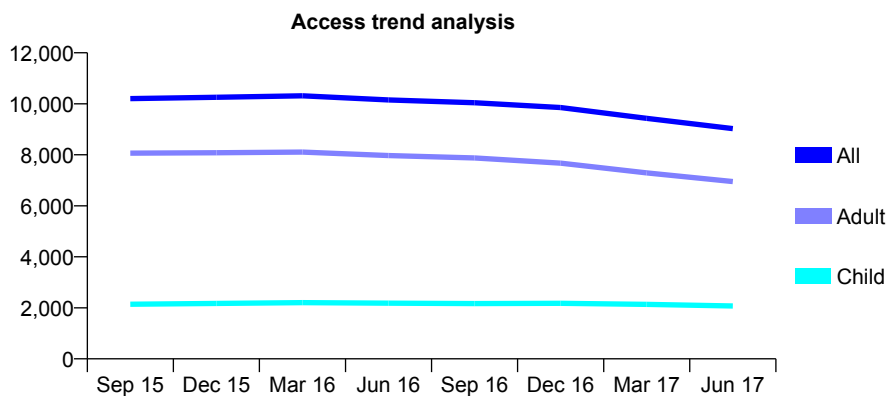
7A1 - Vital Signs At a Glance Contract Report for 101338/0041 - June 2017

Name or company name	Whitecross Dental Care Limited
Contract type name	GDS Contract
Purpose of contract	General
Contract start date	01/04/2006
Contract end date	

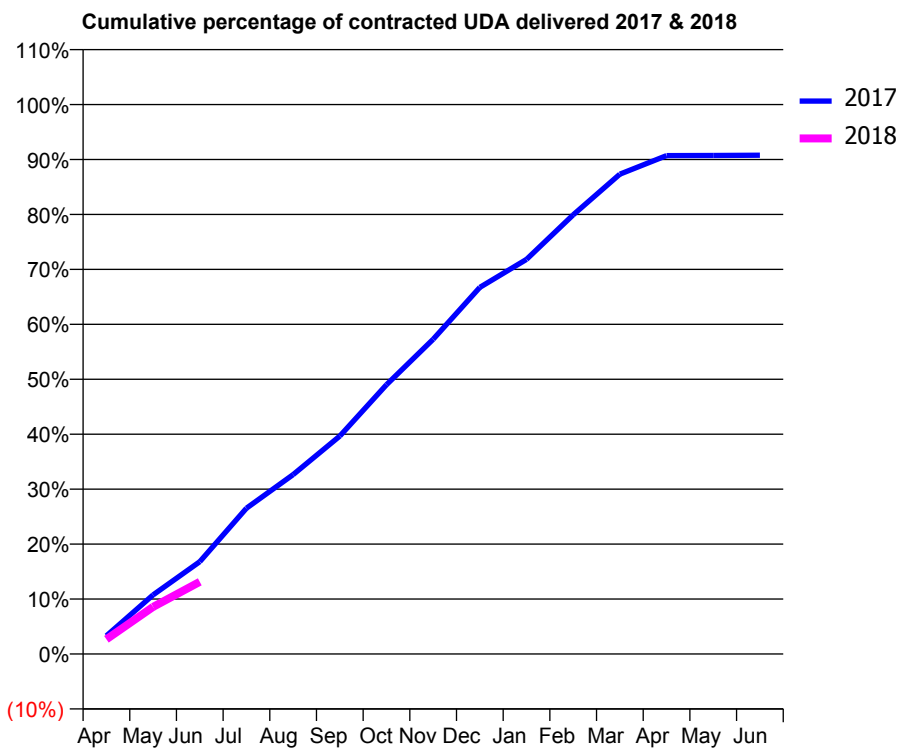
17/18 Contracted general activity (UDA)	31,000
Carry forward general activity (UDA)	0
17/18 Contracted orthodontic activity (UOA)	0
Carry forward orthodontic activity (UOA)	0
Baseline contract value	£742,056.11

ACCESS*

Patients seen in 24 months	Total	Change since previous quarter
Quarter ending June 2016	10,152	
Quarter ending September 2016	10,043	↓
Quarter ending December 2016	9,851	↓
Quarter ending March 2017	9,428	↓
Quarter ending June 2017	9,029	↓
Variance since June 2016	(11.1%)	↓



ACTIVITY



Month	Adjusted Scheduled Activity (UDA)	
	2017	2018
April	983	835
May	3,188	2,660
June	4,975	4,074
July	7,858	
August	9,665	
September	11,743	
October	14,505	
November	16,959	
December	19,747	
January	21,259	
February	23,657	
March	25,850	
April	26,850	
May	26,855	
June	26,865	

QUALITY

	Quantity	Base Number	Contract	LHB	Wales
% of FP17s for the same patient ID Re-attending within 3 months - Children	36	571	6.3%	8.3%	11.2%
% of FP17s for the same patient ID Re-attending within 3 months - Adults	208	1,829	11.4%	14.1%	16.4%
% of FP17s for the same patient ID Re-attending between 3 & 9 months - Children	328	571	57.4%	58.9%	58.1%
% of FP17s for the same patient ID Re-attending between 3 & 9 months - Adults	983	1,829	53.7%	54.5%	54.8%
% of FP17s for Band 1 Urgent Courses	118	2,000	5.9%	8.4%	9.2%
% of FP17s Relating to Free Repair or Replacements	18	2,000	0.9%	0.9%	0.8%
% of FP17s Relating to Continuations	22	2,000	1.1%	1.0%	0.9%
% of Patients satisfied with the dentistry they have received	23	27	85.2%	91.5%	92.1%
% of Patients satisfied with the time they had to wait for an appointment	24	27	88.9%	87.9%	87.5%

* This is based on patients treated on this contract for their most recent course of treatment. Figures in italics indicate the base number of FP17s or Patient Questionnaire responses are less than 100. N/A is shown where the base number of responses is less than 10 during the period. % is calculated as Quantity/Base number*100

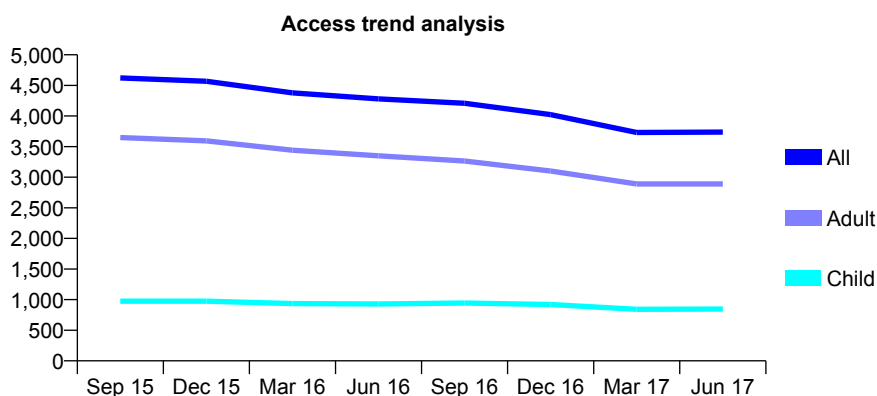
7A1 - Vital Signs At a Glance Contract Report for 101338/0146 - June 2017

Name or company name	Whitecross Dental Care Limited
Contract type name	GDS Contract
Purpose of contract	General
Contract start date	01/02/2013
Contract end date	

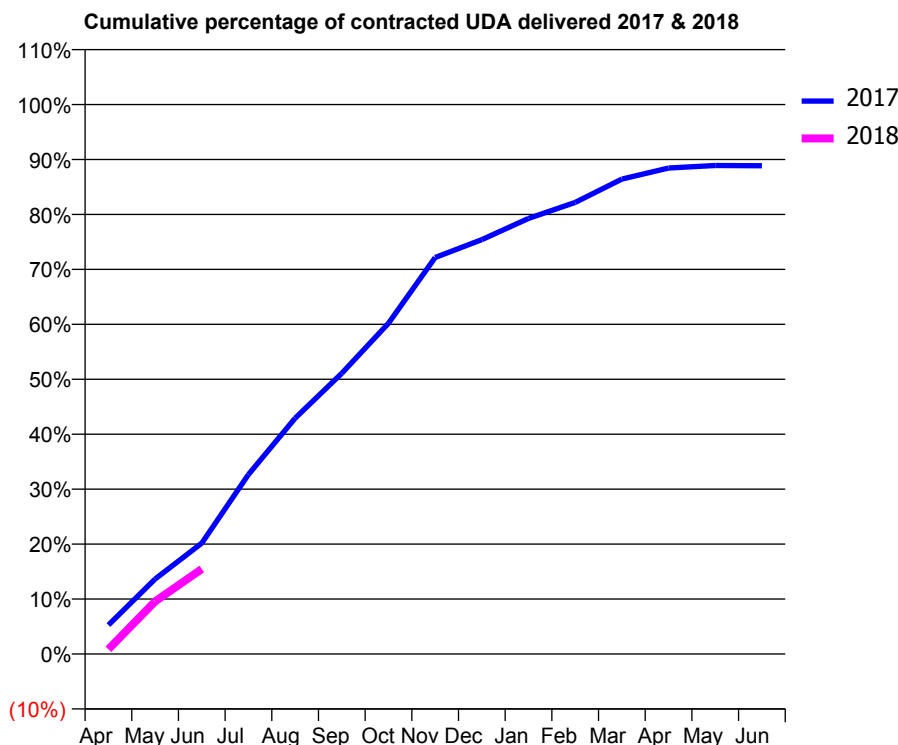
17/18 Contracted general activity (UDA)	15,000
Carry forward general activity (UDA)	0
17/18 Contracted orthodontic activity (UOA)	0
Carry forward orthodontic activity (UOA)	0
Baseline contract value	£377,315.05

ACCESS*

Patients seen in 24 months	Total	Change since previous quarter
Quarter ending June 2016	4,279	
Quarter ending September 2016	4,209	↓
Quarter ending December 2016	4,022	↓
Quarter ending March 2017	3,731	↓
Quarter ending June 2017	3,738	→
Variance since June 2016	(12.6%)	↓



ACTIVITY



Month	Adjusted Scheduled Activity (UDA)	
	2017	2018
April	632	128
May	1,638	1,435
June	2,421	2,322
July	3,920	
August	5,151	
September	6,131	
October	7,223	
November	8,658	
December	9,049	
January	9,512	
February	9,861	
March	10,370	
April	10,612	
May	10,669	
June	10,661	

QUALITY

	Quantity	Base Number	Contract	LHB	Wales
% of FP17s for the same patient ID Re-attending within 3 months - Children	10	291	3.4%	8.3%	11.2%
% of FP17s for the same patient ID Re-attending within 3 months - Adults	114	993	11.5%	14.1%	16.4%
% of FP17s for the same patient ID Re-attending between 3 & 9 months - Children	126	291	43.3%	58.9%	58.1%
% of FP17s for the same patient ID Re-attending between 3 & 9 months - Adults	434	993	43.7%	54.5%	54.8%
% of FP17s for Band 1 Urgent Courses	56	1,201	4.7%	8.4%	9.2%
% of FP17s Relating to Free Repair or Replacements	1	1,201	0.1%	0.9%	0.8%
% of FP17s Relating to Continuations	8	1,201	0.7%	1.0%	0.9%
% of Patients satisfied with the dentistry they have received	19	24	79.2%	91.5%	92.1%
% of Patients satisfied with the time they had to wait for an appointment	19	24	79.2%	87.9%	87.5%

* This is based on patients treated on this contract for their most recent course of treatment. Figures in italics indicate the base number of FP17s or Patient Questionnaire responses are less than 100. N/A is shown where the base number of responses is less than 10 during the period. % is calculated as Quantity/Base number*100

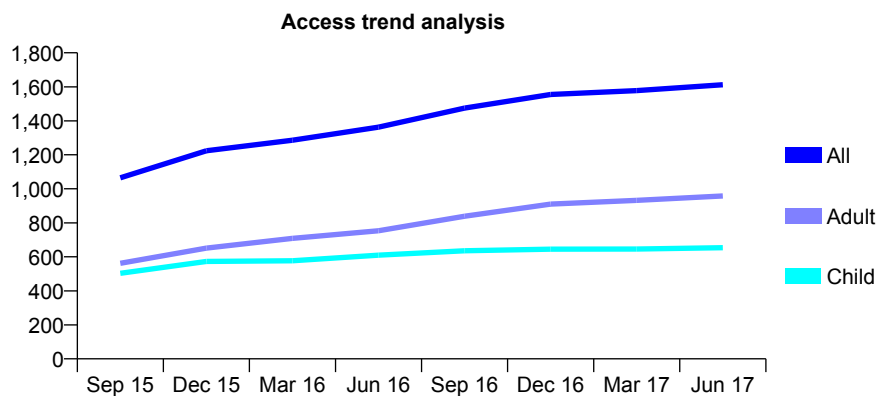
7A1 - Vital Signs At a Glance Contract Report for 102865/0001 - June 2017

Name or company name	C Hancock & DI Jones
Contract type name	GDS Contract
Purpose of contract	General
Contract start date	01/07/2013
Contract end date	

17/18 Contracted general activity (UDA)	3,350
Carry forward general activity (UDA)	0
17/18 Contracted orthodontic activity (UOA)	0
Carry forward orthodontic activity (UOA)	0
Baseline contract value	£79,841.63

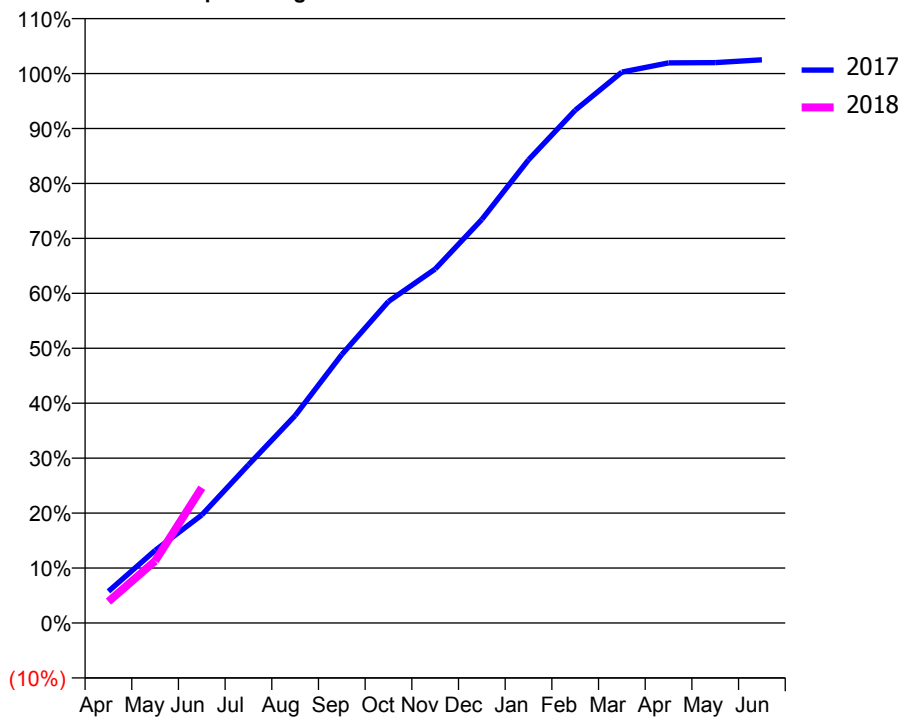
ACCESS*

Patients seen in 24 months	Total	Change since previous quarter
Quarter ending June 2016	1,363	
Quarter ending September 2016	1,475	↑
Quarter ending December 2016	1,555	↑
Quarter ending March 2017	1,578	→
Quarter ending June 2017	1,612	↑
Variance since June 2016	18.3%	↑



ACTIVITY

Cumulative percentage of contracted UDA delivered 2017 & 2018



Month	Adjusted Scheduled Activity (UDA)	
	2017	2018
April	193	130
May	443	379
June	659	825
July	964	
August	1,264	
September	1,637	
October	1,961	
November	2,158	
December	2,460	
January	2,824	
February	3,126	
March	3,359	
April	3,415	
May	3,417	
June	3,433	

QUALITY

	Quantity	Base Number	Contract	LHB	Wales
% of FP17s for the same patient ID Re-attending within 3 months - Children	22	306	7.2%	8.3%	11.2%
% of FP17s for the same patient ID Re-attending within 3 months - Adults	24	290	8.3%	14.1%	16.4%
% of FP17s for the same patient ID Re-attending between 3 & 9 months - Children	191	306	62.4%	58.9%	58.1%
% of FP17s for the same patient ID Re-attending between 3 & 9 months - Adults	148	290	51.0%	54.5%	54.8%
% of FP17s for Band 1 Urgent Courses	39	556	7.0%	8.4%	9.2%
% of FP17s Relating to Free Repair or Replacements	0	556	0.0%	0.9%	0.8%
% of FP17s Relating to Continuations	1	556	0.2%	1.0%	0.9%
% of Patients satisfied with the dentistry they have received	2	2	N/A	91.5%	92.1%
% of Patients satisfied with the time they had to wait for an appointment	2	2	N/A	87.9%	87.5%

* This is based on patients treated on this contract for their most recent course of treatment. Figures in italics indicate the base number of FP17s or Patient Questionnaire responses are less than 100. N/A is shown where the base number of responses is less than 10 during the period. % is calculated as Quantity/Base number*100

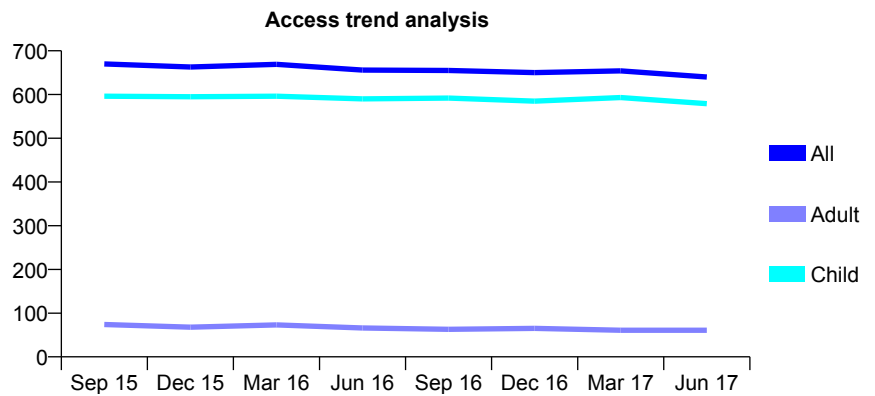
7A1 - Vital Signs At a Glance Contract Report for 107301/0001 - June 2017

Name or company name	Randell & Quail
Contract type name	GDS Contract
Purpose of contract	General
Contract start date	02/04/2006
Contract end date	

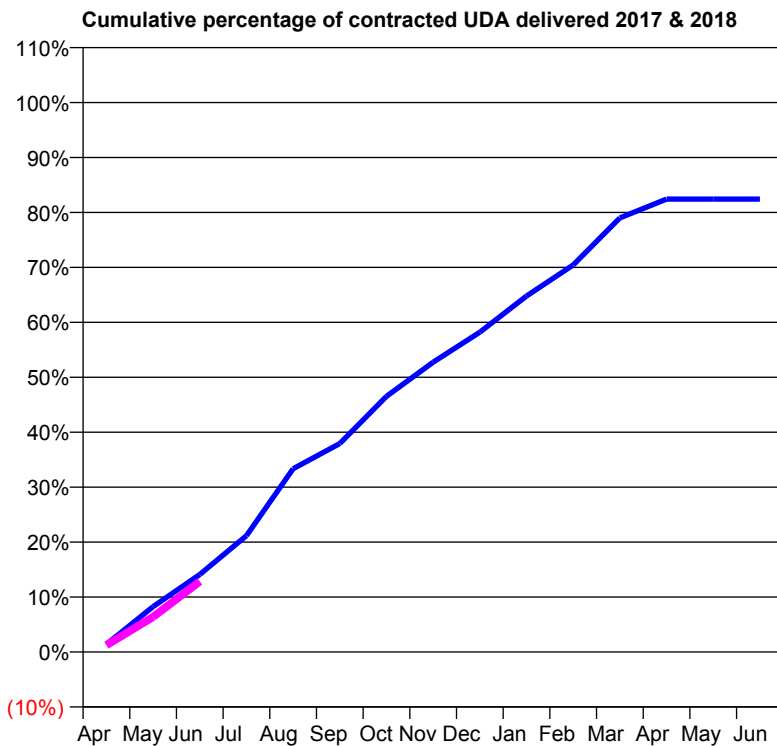
17/18 Contracted general activity (UDA)	1,610
Carry forward general activity (UDA)	0
17/18 Contracted orthodontic activity (UOA)	0
Carry forward orthodontic activity (UOA)	0
Baseline contract value	£36,916.11

ACCESS*

Patients seen in 24 months	Total	Change since previous quarter
Quarter ending June 2016	656	
Quarter ending September 2016	655	→
Quarter ending December 2016	650	→
Quarter ending March 2017	654	→
Quarter ending June 2017	640	↓
Variance since June 2016	(2.4%)	↓



ACTIVITY



Month	Adjusted Scheduled Activity (UDA)	
	2017	2018
April	23	20
May	133	103
June	227	207
July	341	
August	537	
September	611	
October	749	
November	849	
December	937	
January	1,043	
February	1,134	
March	1,272	
April	1,327	
May	1,327	
June	1,327	

QUALITY

	Quantity	Base Number	Contract	LHB	Wales
% of FP17s for the same patient ID Re-attending within 3 months - Children	14	170	8.2%	8.3%	11.2%
% of FP17s for the same patient ID Re-attending within 3 months - Adults	2	12	16.7%	14.1%	16.4%
% of FP17s for the same patient ID Re-attending between 3 & 9 months - Children	105	170	61.8%	58.9%	58.1%
% of FP17s for the same patient ID Re-attending between 3 & 9 months - Adults	6	12	50.0%	54.5%	54.8%
% of FP17s for Band 1 Urgent Courses	0	156	0.0%	8.4%	9.2%
% of FP17s Relating to Free Repair or Replacements	0	156	0.0%	0.9%	0.8%
% of FP17s Relating to Continuations	0	156	0.0%	1.0%	0.9%
% of Patients satisfied with the dentistry they have received	4	4	N/A	91.5%	92.1%
% of Patients satisfied with the time they had to wait for an appointment	4	4	N/A	87.9%	87.5%

* This is based on patients treated on this contract for their most recent course of treatment. Figures in italics indicate the base number of FP17s or Patient Questionnaire responses are less than 100. N/A is shown where the base number of responses is less than 10 during the period. % is calculated as Quantity/Base number*100

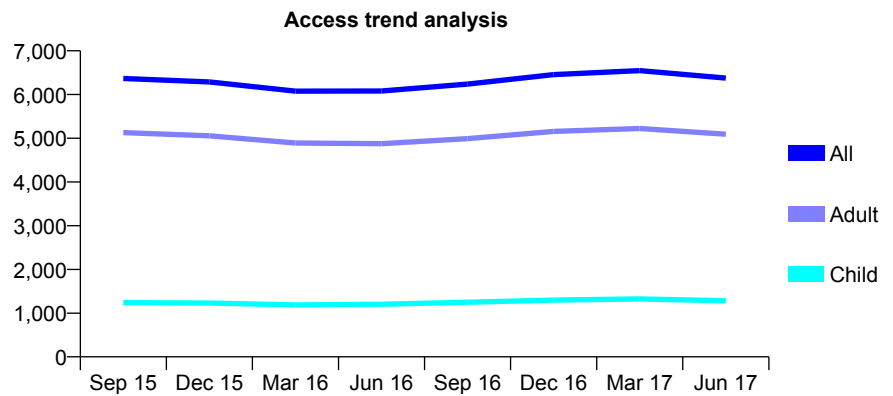
7A1 - Vital Signs At a Glance Contract Report for 112488/0002 - June 2017

Name or company name	Integrated Dental Holdings
Contract type name	GDS Contract
Purpose of contract	General
Contract start date	10/05/2007
Contract end date	

17/18 Contracted general activity (UDA)	20,250
Carry forward general activity (UDA)	0
17/18 Contracted orthodontic activity (UOA)	0
Carry forward orthodontic activity (UOA)	0
Baseline contract value	£471,511.35

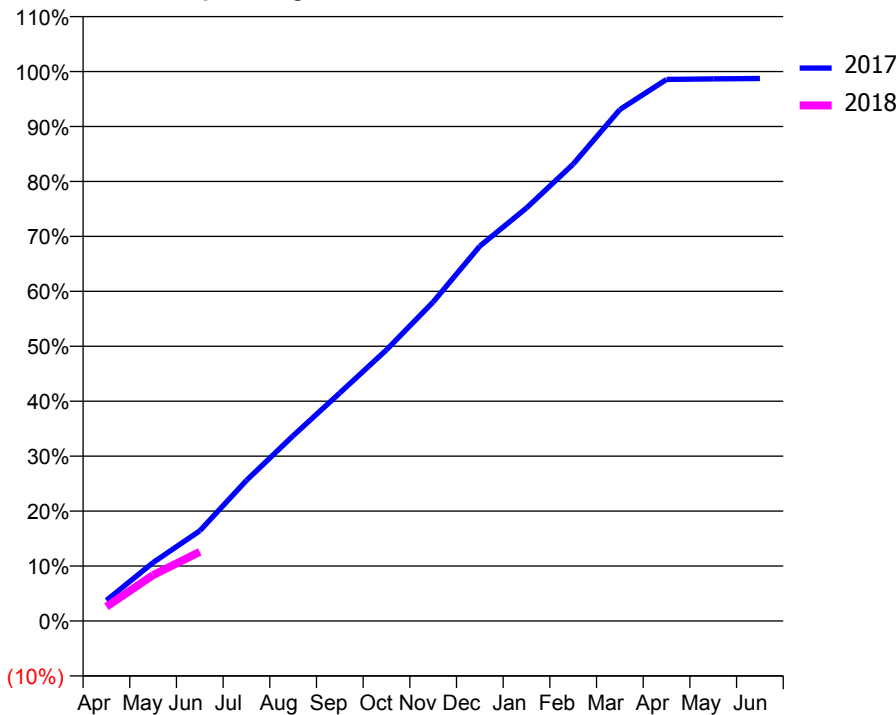
ACCESS*

Patients seen in 24 months	Total	Change since previous quarter
Quarter ending June 2016	6,080	
Quarter ending September 2016	6,239	↑
Quarter ending December 2016	6,455	↑
Quarter ending March 2017	6,548	→
Quarter ending June 2017	6,375	↓
Variance since June 2016	4.9%	↑



ACTIVITY

Cumulative percentage of contracted UDA delivered 2017 & 2018



Month	Adjusted Scheduled Activity (UDA)	
	2017	2018
April	758	530
May	2,154	1,695
June	3,323	2,548
July	5,182	
August	6,827	
September	8,404	
October	9,992	
November	11,758	
December	13,814	
January	15,220	
February	16,838	
March	18,846	
April	19,956	
May	19,980	
June	19,992	

QUALITY

	Quantity	Base Number	Contract	LHB	Wales
% of FP17s for the same patient ID Re-attending within 3 months - Children	17	352	4.8%	8.3%	11.2%
% of FP17s for the same patient ID Re-attending within 3 months - Adults	156	1,463	10.7%	14.1%	16.4%
% of FP17s for the same patient ID Re-attending between 3 & 9 months - Children	227	352	64.5%	58.9%	58.1%
% of FP17s for the same patient ID Re-attending between 3 & 9 months - Adults	826	1,463	56.5%	54.5%	54.8%
% of FP17s for Band 1 Urgent Courses	52	1,367	3.8%	8.4%	9.2%
% of FP17s Relating to Free Repair or Replacements	7	1,367	0.5%	0.9%	0.8%
% of FP17s Relating to Continuations	27	1,367	2.0%	1.0%	0.9%
% of Patients satisfied with the dentistry they have received	31	34	91.2%	91.5%	92.1%
% of Patients satisfied with the time they had to wait for an appointment	27	34	79.4%	87.9%	87.5%

* This is based on patients treated on this contract for their most recent course of treatment. Figures in italics indicate the base number of FP17s or Patient Questionnaire responses are less than 100. N/A is shown where the base number of responses is less than 10 during the period. % is calculated as Quantity/Base number*100

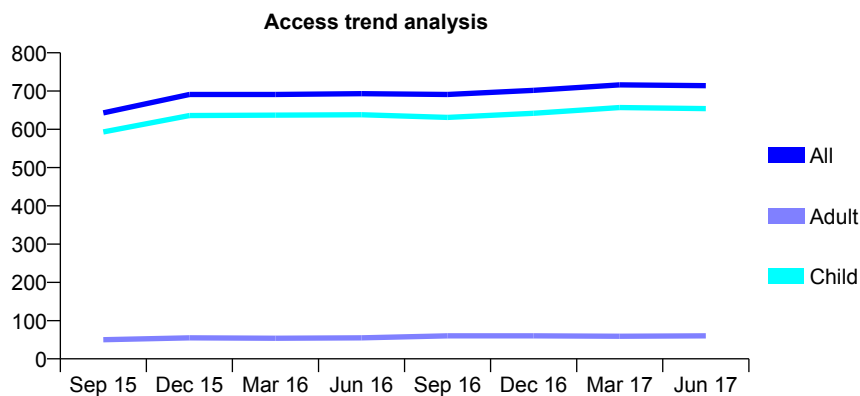
7A1 - Vital Signs At a Glance Contract Report for 114219/0001 - June 2017

Name or company name	Mr J Brandon
Contract type name	GDS Contract
Purpose of contract	General
Contract start date	18/01/2013
Contract end date	

17/18 Contracted general activity (UDA)	1,220
Carry forward general activity (UDA)	0
17/18 Contracted orthodontic activity (UOA)	0
Carry forward orthodontic activity (UOA)	0
Baseline contract value	£28,729.76

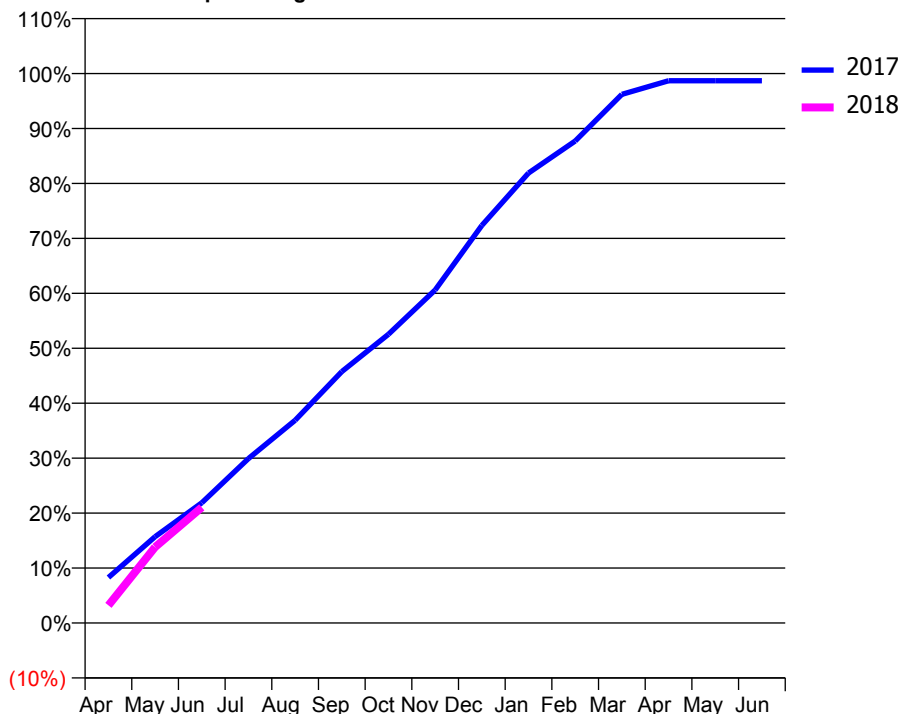
ACCESS*

Patients seen in 24 months	Total	Change since previous quarter
Quarter ending June 2016	693	
Quarter ending September 2016	691	→
Quarter ending December 2016	702	→
Quarter ending March 2017	716	→
Quarter ending June 2017	714	→
Variance since June 2016	3.0%	↑



ACTIVITY

Cumulative percentage of contracted UDA delivered 2017 & 2018



Month	Adjusted Scheduled Activity (UDA)	
	2017	2018
April	101	39
May	192	169
June	267	257
July	365	
August	450	
September	558	
October	641	
November	739	
December	883	
January	999	
February	1,070	
March	1,174	
April	1,204	
May	1,204	
June	1,204	

QUALITY

	Quantity	Base Number	Contract	LHB	Wales
% of FP17s for the same patient ID Re-attending within 3 months - Children	9	212	4.2%	8.3%	11.2%
% of FP17s for the same patient ID Re-attending within 3 months - Adults	0	0	N/A	14.1%	16.4%
% of FP17s for the same patient ID Re-attending between 3 & 9 months - Children	125	212	59.0%	58.9%	58.1%
% of FP17s for the same patient ID Re-attending between 3 & 9 months - Adults	0	0	N/A	54.5%	54.8%
% of FP17s for Band 1 Urgent Courses	4	192	2.1%	8.4%	9.2%
% of FP17s Relating to Free Repair or Replacements	0	192	0.0%	0.9%	0.8%
% of FP17s Relating to Continuations	1	192	0.5%	1.0%	0.9%
% of Patients satisfied with the dentistry they have received	0	0	N/A	91.5%	92.1%
% of Patients satisfied with the time they had to wait for an appointment	0	0	N/A	87.9%	87.5%

* This is based on patients treated on this contract for their most recent course of treatment. Figures in italics indicate the base number of FP17s or Patient Questionnaire responses are less than 100. N/A is shown where the base number of responses is less than 10 during the period. % is calculated as Quantity/Base number*100

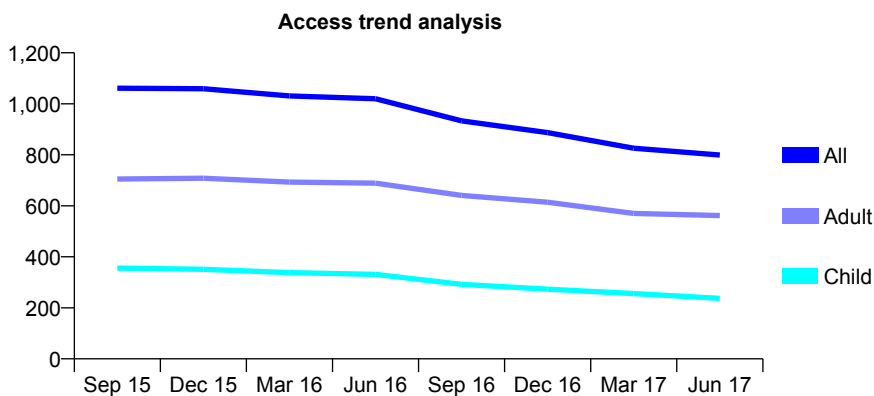
7A1 - Vital Signs At a Glance Contract Report for 114626/0001 - June 2017

Name or company name	The Fern Avenue Limited Partnership
Contract type name	GDS Contract
Purpose of contract	General
Contract start date	01/08/2014
Contract end date	

17/18 Contracted general activity (UDA)	1,400
Carry forward general activity (UDA)	0
17/18 Contracted orthodontic activity (UOA)	0
Carry forward orthodontic activity (UOA)	0
Baseline contract value	£34,695.63

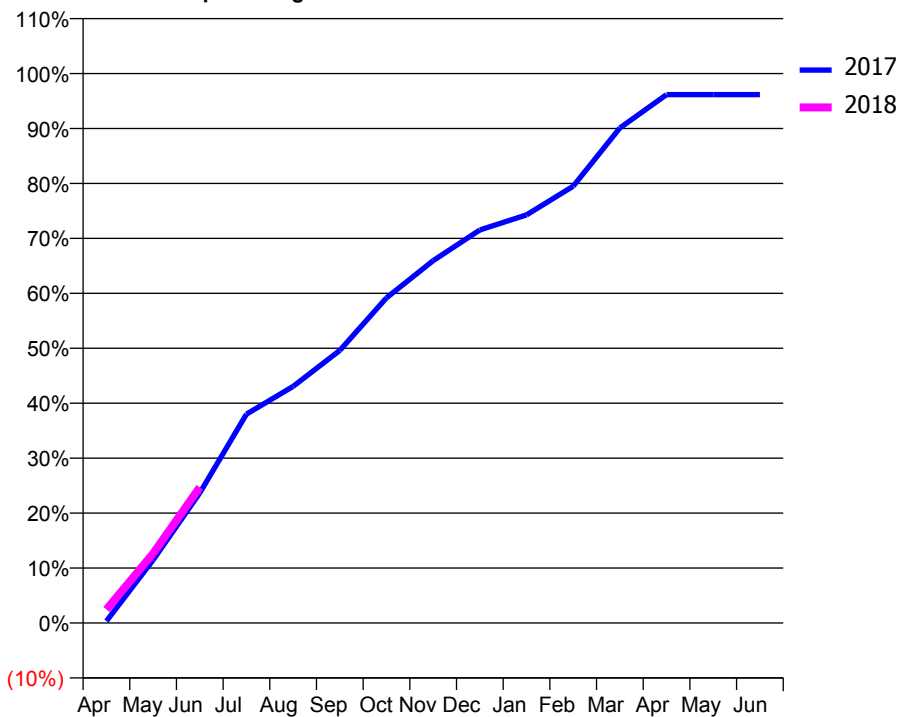
ACCESS*

Patients seen in 24 months	Total	Change since previous quarter
Quarter ending June 2016	1,020	
Quarter ending September 2016	933	↓
Quarter ending December 2016	887	↓
Quarter ending March 2017	826	↓
Quarter ending June 2017	799	↓
Variance since June 2016	(21.7%)	↓



ACTIVITY

Cumulative percentage of contracted UDA delivered 2017 & 2018



Month	Adjusted Scheduled Activity (UDA)	
	2017	2018
April	7	34
May	235	177
June	485	346
July	779	
August	882	
September	1,016	
October	1,213	
November	1,351	
December	1,466	
January	1,522	
February	1,629	
March	1,846	
April	1,970	
May	1,970	
June	1,970	

QUALITY

	Quantity	Base Number	Contract	LHB	Wales
% of FP17s for the same patient ID Re-attending within 3 months - Children	4	54	7.4%	8.3%	11.2%
% of FP17s for the same patient ID Re-attending within 3 months - Adults	13	167	7.8%	14.1%	16.4%
% of FP17s for the same patient ID Re-attending between 3 & 9 months - Children	25	54	46.3%	58.9%	58.1%
% of FP17s for the same patient ID Re-attending between 3 & 9 months - Adults	51	167	30.5%	54.5%	54.8%
% of FP17s for Band 1 Urgent Courses	10	158	6.3%	8.4%	9.2%
% of FP17s Relating to Free Repair or Replacements	1	158	0.6%	0.9%	0.8%
% of FP17s Relating to Continuations	1	158	0.6%	1.0%	0.9%
% of Patients satisfied with the dentistry they have received	3	3	N/A	91.5%	92.1%
% of Patients satisfied with the time they had to wait for an appointment	2	3	N/A	87.9%	87.5%

* This is based on patients treated on this contract for their most recent course of treatment. Figures in italics indicate the base number of FP17s or Patient Questionnaire responses are less than 100. N/A is shown where the base number of responses is less than 10 during the period. % is calculated as Quantity/Base number*100

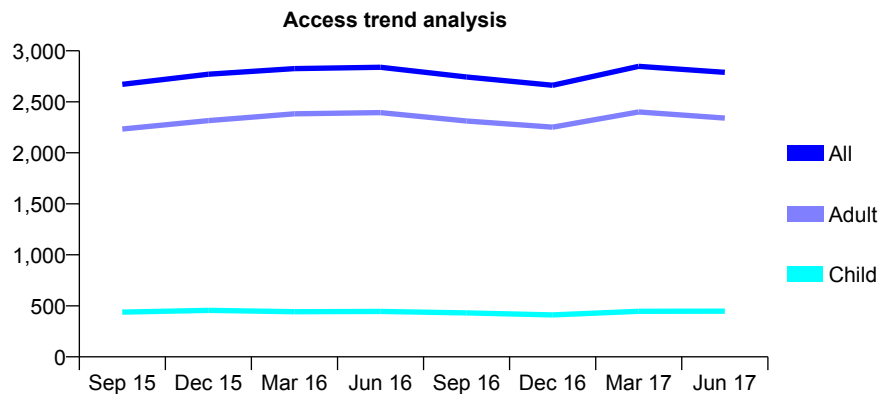
7A1 - Vital Signs At a Glance Contract Report for 123595/0001 - June 2017

Name or company name	Dr M Ramzan
Contract type name	GDS Contract
Purpose of contract	General
Contract start date	01/04/2008
Contract end date	

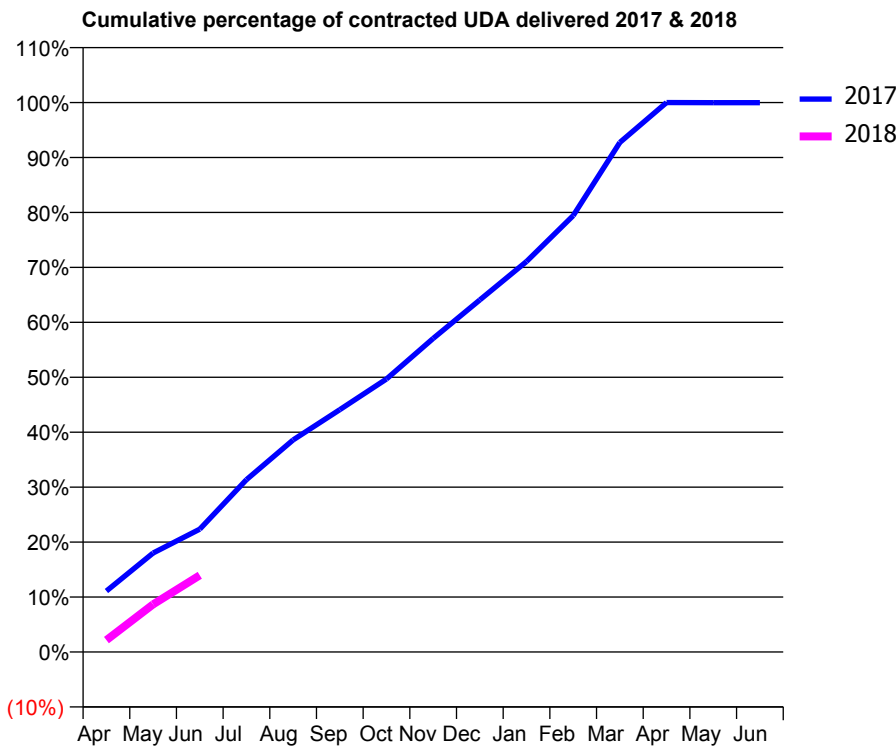
17/18 Contracted general activity (UDA)	9,500
Carry forward general activity (UDA)	0
17/18 Contracted orthodontic activity (UOA)	0
Carry forward orthodontic activity (UOA)	0
Baseline contract value	£281,543.53

ACCESS*

Patients seen in 24 months	Total	Change since previous quarter
Quarter ending June 2016	2,839	
Quarter ending September 2016	2,743	↓
Quarter ending December 2016	2,662	↓
Quarter ending March 2017	2,848	↑
Quarter ending June 2017	2,789	↓
Variance since June 2016	(1.8%)	↓



ACTIVITY



Month	Adjusted Scheduled Activity (UDA)	
	2017	2018
April	1,055	206
May	1,712	825
June	2,125	1,327
July	2,980	
August	3,666	
September	4,190	
October	4,720	
November	5,422	
December	6,087	
January	6,752	
February	7,545	
March	8,809	
April	9,500	
May	9,496	
June	9,496	

QUALITY

	Quantity	Base Number	Contract	LHB	Wales
% of FP17s for the same patient ID Re-attending within 3 months - Children	2	126	1.6%	8.3%	11.2%
% of FP17s for the same patient ID Re-attending within 3 months - Adults	16	571	2.8%	14.1%	16.4%
% of FP17s for the same patient ID Re-attending between 3 & 9 months - Children	64	126	50.8%	58.9%	58.1%
% of FP17s for the same patient ID Re-attending between 3 & 9 months - Adults	329	571	57.6%	54.5%	54.8%
% of FP17s for Band 1 Urgent Courses	5	537	0.9%	8.4%	9.2%
% of FP17s Relating to Free Repair or Replacements	6	537	1.1%	0.9%	0.8%
% of FP17s Relating to Continuations	0	537	0.0%	1.0%	0.9%
% of Patients satisfied with the dentistry they have received	19	19	100.0%	91.5%	92.1%
% of Patients satisfied with the time they had to wait for an appointment	18	19	94.7%	87.9%	87.5%

* This is based on patients treated on this contract for their most recent course of treatment. Figures in italics indicate the base number of FP17s or Patient Questionnaire responses are less than 100. N/A is shown where the base number of responses is less than 10 during the period. % is calculated as Quantity/Base number*100

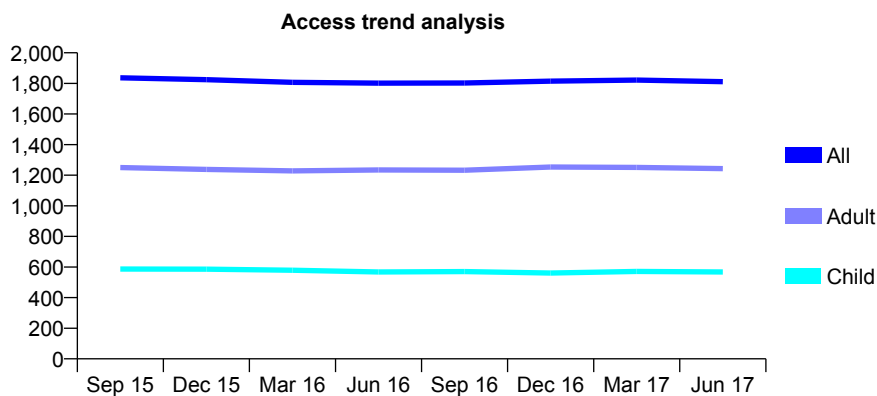
7A1 - Vital Signs At a Glance Contract Report for 127701/0001 - June 2017

Name or company name	Mr Iolo Jones & Associates
Contract type name	GDS Contract
Purpose of contract	General
Contract start date	01/01/2012
Contract end date	

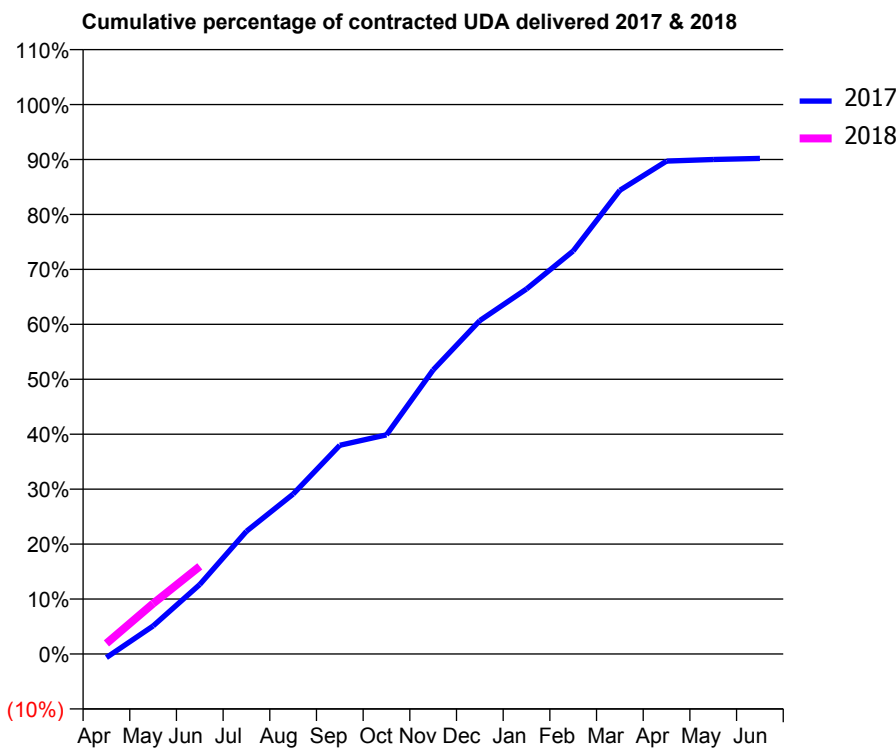
17/18 Contracted general activity (UDA)	5,740
Carry forward general activity (UDA)	0
17/18 Contracted orthodontic activity (UOA)	0
Carry forward orthodontic activity (UOA)	0
Baseline contract value	£138,243.66

ACCESS*

Patients seen in 24 months	Total	Change since previous quarter
Quarter ending June 2016	1,802	
Quarter ending September 2016	1,803	→
Quarter ending December 2016	1,815	→
Quarter ending March 2017	1,822	→
Quarter ending June 2017	1,811	→
Variance since June 2016	0.5%	→



ACTIVITY



Month	Adjusted Scheduled Activity (UDA)	
	2017	2018
April	-39	111
May	293	527
June	727	915
July	1,282	
August	1,671	
September	2,180	
October	2,289	
November	2,968	
December	3,483	
January	3,813	
February	4,210	
March	4,843	
April	5,149	
May	5,166	
June	5,176	

QUALITY

	Quantity	Base Number	Contract	LHB	Wales
% of FP17s for the same patient ID Re-attending within 3 months - Children	11	231	4.8%	8.3%	11.2%
% of FP17s for the same patient ID Re-attending within 3 months - Adults	62	492	12.6%	14.1%	16.4%
% of FP17s for the same patient ID Re-attending between 3 & 9 months - Children	158	231	68.4%	58.9%	58.1%
% of FP17s for the same patient ID Re-attending between 3 & 9 months - Adults	330	492	67.1%	54.5%	54.8%
% of FP17s for Band 1 Urgent Courses	31	558	5.6%	8.4%	9.2%
% of FP17s Relating to Free Repair or Replacements	4	558	0.7%	0.9%	0.8%
% of FP17s Relating to Continuations	5	558	0.9%	1.0%	0.9%
% of Patients satisfied with the dentistry they have received	5	5	N/A	91.5%	92.1%
% of Patients satisfied with the time they had to wait for an appointment	5	5	N/A	87.9%	87.5%

* This is based on patients treated on this contract for their most recent course of treatment. Figures in italics indicate the base number of FP17s or Patient Questionnaire responses are less than 100. N/A is shown where the base number of responses is less than 10 during the period. % is calculated as Quantity/Base number*100

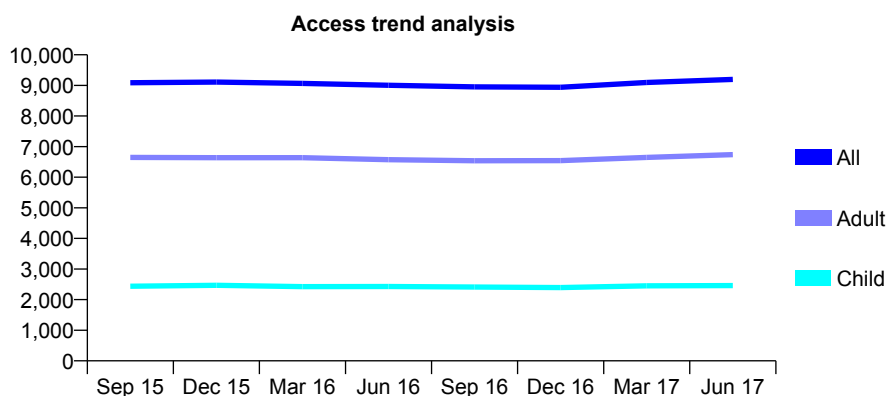
7A1 - Vital Signs At a Glance Contract Report for 130206/0002 - June 2017

Name or company name	Dant Y Coed Dental Practice Ltd
Contract type name	GDS Contract
Purpose of contract	General
Contract start date	01/08/2013
Contract end date	

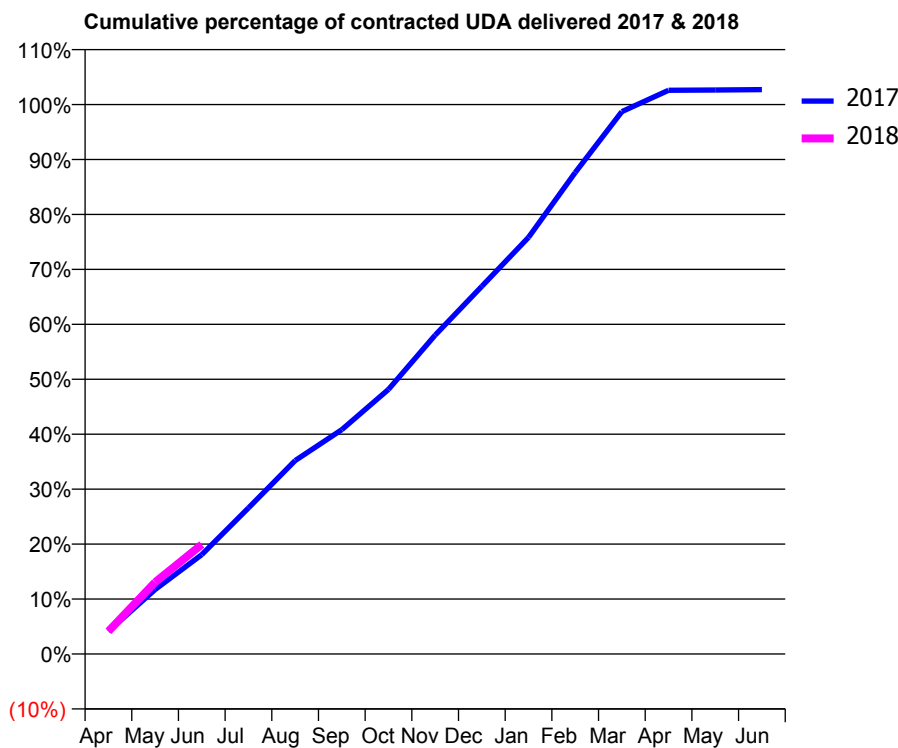
17/18 Contracted general activity (UDA)	27,641
Carry forward general activity (UDA)	0
17/18 Contracted orthodontic activity (UOA)	0
Carry forward orthodontic activity (UOA)	0
Baseline contract value	£642,825.31

ACCESS*

Patients seen in 24 months	Total	Change since previous quarter
Quarter ending June 2016	9,005	
Quarter ending September 2016	8,951	→
Quarter ending December 2016	8,939	→
Quarter ending March 2017	9,098	→
Quarter ending June 2017	9,198	→
Variance since June 2016	2.1%	↑



ACTIVITY



Month	Adjusted Scheduled Activity (UDA)	
	2017	2018
April	1,144	1,143
May	3,243	3,610
June	5,002	5,511
July	7,348	
August	9,728	
September	11,283	
October	13,314	
November	16,038	
December	18,494	
January	20,961	
February	24,217	
March	27,281	
April	28,355	
May	28,370	
June	28,388	

QUALITY

	Quantity	Base Number	Contract	LHB	Wales
% of FP17s for the same patient ID Re-attending within 3 months - Children	86	897	9.6%	8.3%	11.2%
% of FP17s for the same patient ID Re-attending within 3 months - Adults	402	2,445	16.4%	14.1%	16.4%
% of FP17s for the same patient ID Re-attending between 3 & 9 months - Children	565	897	63.0%	58.9%	58.1%
% of FP17s for the same patient ID Re-attending between 3 & 9 months - Adults	1,399	2,445	57.2%	54.5%	54.8%
% of FP17s for Band 1 Urgent Courses	176	2,770	6.4%	8.4%	9.2%
% of FP17s Relating to Free Repair or Replacements	58	2,770	2.1%	0.9%	0.8%
% of FP17s Relating to Continuations	10	2,770	0.4%	1.0%	0.9%
% of Patients satisfied with the dentistry they have received	31	33	93.9%	91.5%	92.1%
% of Patients satisfied with the time they had to wait for an appointment	27	33	81.8%	87.9%	87.5%

* This is based on patients treated on this contract for their most recent course of treatment. Figures in italics indicate the base number of FP17s or Patient Questionnaire responses are less than 100. N/A is shown where the base number of responses is less than 10 during the period. % is calculated as Quantity/Base number*100

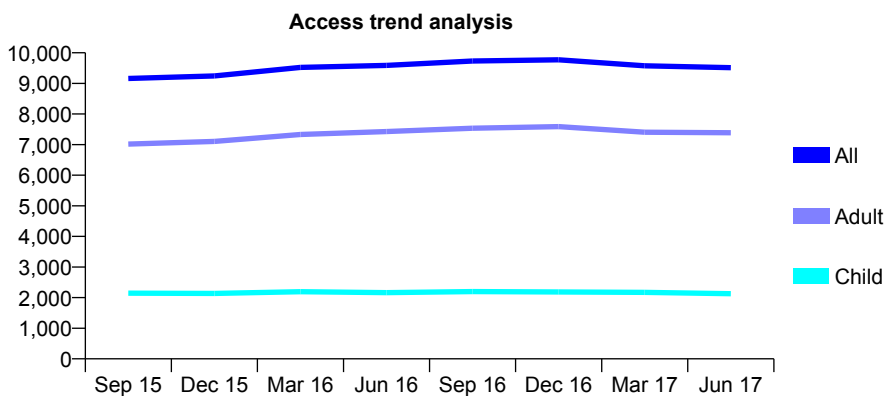
7A1 - Vital Signs At a Glance Contract Report for 133825/0001 - June 2017

Name or company name	Queensferry Dental Surgery Limited
Contract type name	GDS Contract
Purpose of contract	General
Contract start date	01/10/2007
Contract end date	

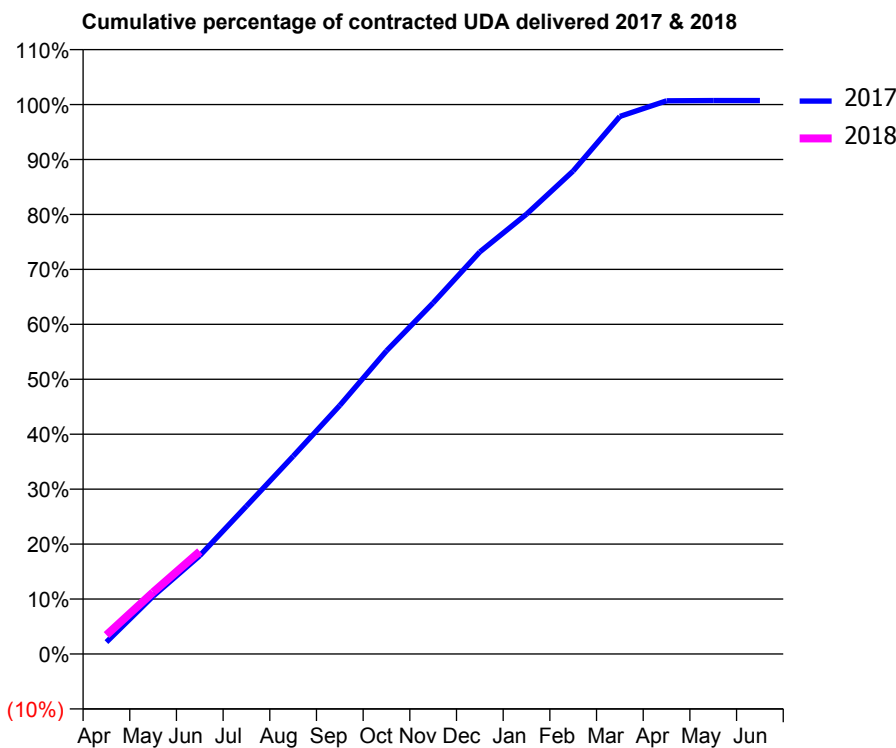
17/18 Contracted general activity (UDA)	27,772
Carry forward general activity (UDA)	0
17/18 Contracted orthodontic activity (UOA)	0
Carry forward orthodontic activity (UOA)	0
Baseline contract value	£937,590.66

ACCESS*

Patients seen in 24 months	Total	Change since previous quarter
Quarter ending June 2016	9,590	
Quarter ending September 2016	9,733	→
Quarter ending December 2016	9,771	→
Quarter ending March 2017	9,576	↓
Quarter ending June 2017	9,516	→
Variance since June 2016	(0.8%)	→



ACTIVITY



Month	Adjusted Scheduled Activity (UDA)	
	2017	2018
April	604	963
May	2,923	3,125
June	4,972	5,186
July	7,475	
August	10,001	
September	12,563	
October	15,324	
November	17,747	
December	20,320	
January	22,230	
February	24,416	
March	27,169	
April	27,962	
May	27,970	
June	27,970	

QUALITY

	Quantity	Base Number	Contract	LHB	Wales
% of FP17s for the same patient ID Re-attending within 3 months - Children	37	567	6.5%	8.3%	11.2%
% of FP17s for the same patient ID Re-attending within 3 months - Adults	279	2,180	12.8%	14.1%	16.4%
% of FP17s for the same patient ID Re-attending between 3 & 9 months - Children	308	567	54.3%	58.9%	58.1%
% of FP17s for the same patient ID Re-attending between 3 & 9 months - Adults	1,202	2,180	55.1%	54.5%	54.8%
% of FP17s for Band 1 Urgent Courses	188	2,392	7.9%	8.4%	9.2%
% of FP17s Relating to Free Repair or Replacements	12	2,392	0.5%	0.9%	0.8%
% of FP17s Relating to Continuations	28	2,392	1.2%	1.0%	0.9%
% of Patients satisfied with the dentistry they have received	30	31	96.8%	91.5%	92.1%
% of Patients satisfied with the time they had to wait for an appointment	26	31	83.9%	87.9%	87.5%

* This is based on patients treated on this contract for their most recent course of treatment. Figures in italics indicate the base number of FP17s or Patient Questionnaire responses are less than 100. N/A is shown where the base number of responses is less than 10 during the period. % is calculated as Quantity/Base number*100

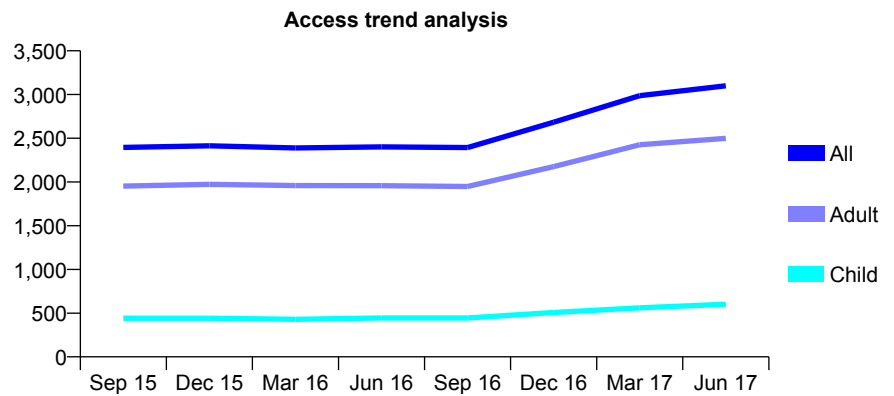
7A1 - Vital Signs At a Glance Contract Report for 134147/0002 - June 2017

Name or company name	L Bester
Contract type name	GDS Contract
Purpose of contract	General
Contract start date	01/12/2009
Contract end date	

17/18 Contracted general activity (UDA)	9,952
Carry forward general activity (UDA)	0
17/18 Contracted orthodontic activity (UOA)	0
Carry forward orthodontic activity (UOA)	0
Baseline contract value	£234,489.05

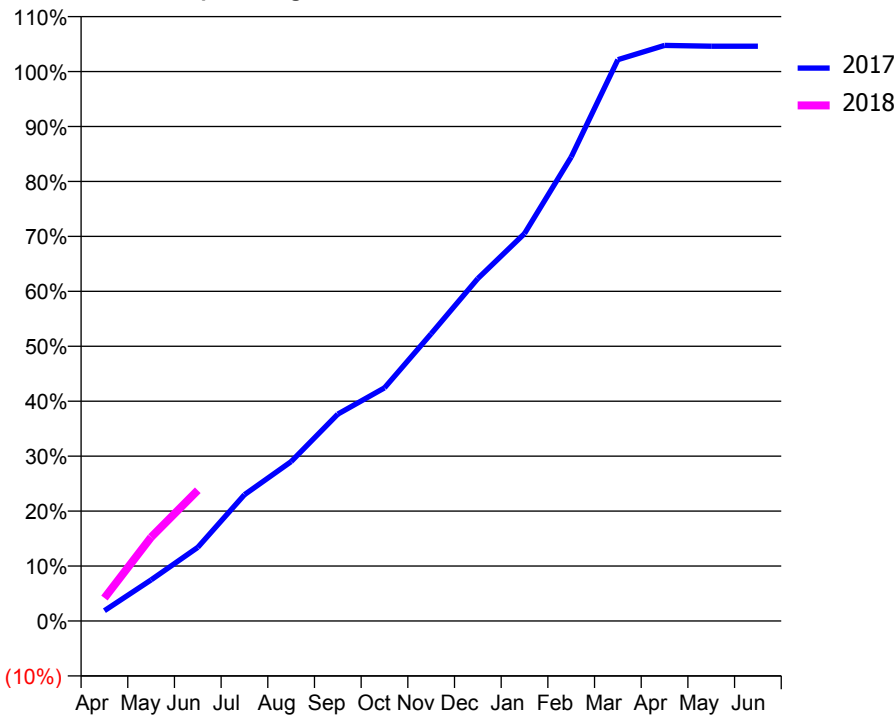
ACCESS*

Patients seen in 24 months	Total	Change since previous quarter
Quarter ending June 2016	2,401	
Quarter ending September 2016	2,394	→
Quarter ending December 2016	2,683	↑
Quarter ending March 2017	2,987	↑
Quarter ending June 2017	3,100	↑
Variance since June 2016	29.1%	↑



ACTIVITY

Cumulative percentage of contracted UDA delivered 2017 & 2018



Month	Adjusted Scheduled Activity (UDA)	
	2017	2018
April	187	415
May	747	1,518
June	1,338	2,368
July	2,293	
August	2,895	
September	3,757	
October	4,233	
November	5,216	
December	6,218	
January	7,034	
February	8,424	
March	10,193	
April	10,451	
May	10,436	
June	10,436	

QUALITY

	Quantity	Base Number	Contract	LHB	Wales
% of FP17s for the same patient ID Re-attending within 3 months - Children	8	169	4.7%	8.3%	11.2%
% of FP17s for the same patient ID Re-attending within 3 months - Adults	81	727	11.1%	14.1%	16.4%
% of FP17s for the same patient ID Re-attending between 3 & 9 months - Children	75	169	44.4%	58.9%	58.1%
% of FP17s for the same patient ID Re-attending between 3 & 9 months - Adults	338	727	46.5%	54.5%	54.8%
% of FP17s for Band 1 Urgent Courses	57	812	7.0%	8.4%	9.2%
% of FP17s Relating to Free Repair or Replacements	5	812	0.6%	0.9%	0.8%
% of FP17s Relating to Continuations	2	812	0.2%	1.0%	0.9%
% of Patients satisfied with the dentistry they have received	12	14	85.7%	91.5%	92.1%
% of Patients satisfied with the time they had to wait for an appointment	13	14	92.9%	87.9%	87.5%

* This is based on patients treated on this contract for their most recent course of treatment. Figures in italics indicate the base number of FP17s or Patient Questionnaire responses are less than 100. N/A is shown where the base number of responses is less than 10 during the period. % is calculated as Quantity/Base number*100

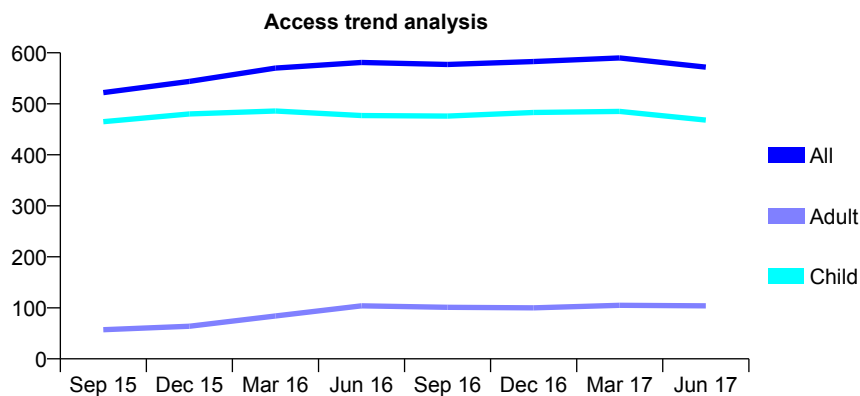
7A1 - Vital Signs At a Glance Contract Report for 137413/0001 - June 2017

Name or company name	Mr B R Dean
Contract type name	GDS Contract
Purpose of contract	General
Contract start date	27/05/2014
Contract end date	

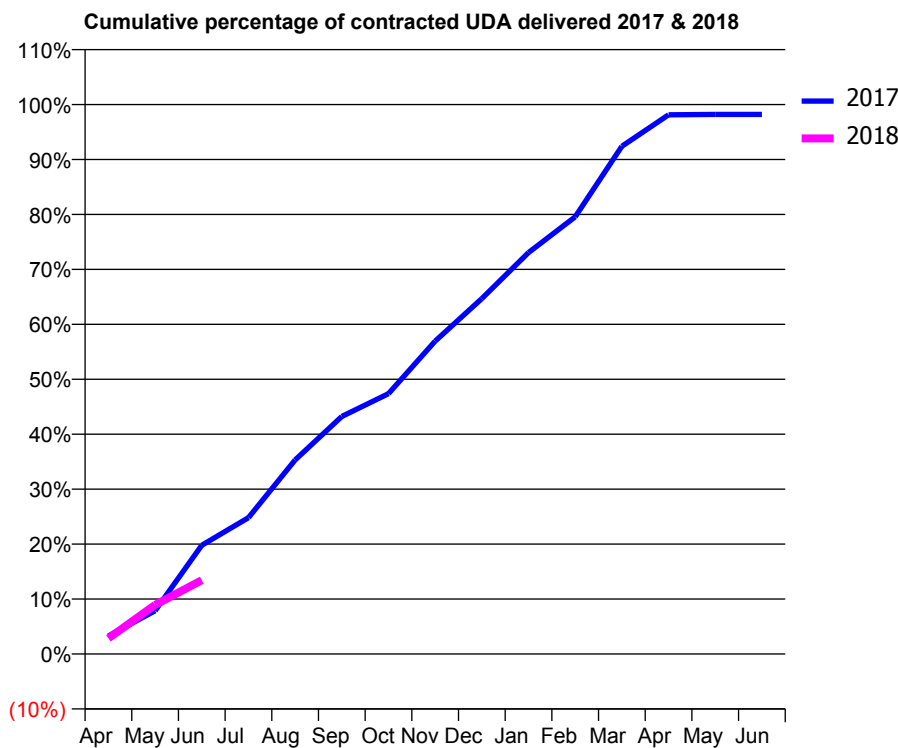
17/18 Contracted general activity (UDA)	1,404
Carry forward general activity (UDA)	0
17/18 Contracted orthodontic activity (UOA)	0
Carry forward orthodontic activity (UOA)	0
Baseline contract value	£33,831.93

ACCESS*

Patients seen in 24 months	Total	Change since previous quarter
Quarter ending June 2016	581	
Quarter ending September 2016	577	→
Quarter ending December 2016	583	→
Quarter ending March 2017	590	→
Quarter ending June 2017	572	↓
Variance since June 2016	(1.5%)	↓



ACTIVITY



Month	Adjusted Scheduled Activity (UDA)	
	2017	2018
April	46	40
May	110	125
June	278	189
July	348	
August	496	
September	607	
October	665	
November	800	
December	908	
January	1,026	
February	1,117	
March	1,297	
April	1,378	
May	1,379	
June	1,379	

QUALITY

	Quantity	Base Number	Contract	LHB	Wales
% of FP17s for the same patient ID Re-attending within 3 months - Children	11	148	7.4%	8.3%	11.2%
% of FP17s for the same patient ID Re-attending within 3 months - Adults	1	20	5.0%	14.1%	16.4%
% of FP17s for the same patient ID Re-attending between 3 & 9 months - Children	106	148	71.6%	58.9%	58.1%
% of FP17s for the same patient ID Re-attending between 3 & 9 months - Adults	12	20	60.0%	54.5%	54.8%
% of FP17s for Band 1 Urgent Courses	3	123	2.4%	8.4%	9.2%
% of FP17s Relating to Free Repair or Replacements	0	123	0.0%	0.9%	0.8%
% of FP17s Relating to Continuations	0	123	0.0%	1.0%	0.9%
% of Patients satisfied with the dentistry they have received	0	0	N/A	91.5%	92.1%
% of Patients satisfied with the time they had to wait for an appointment	0	0	N/A	87.9%	87.5%

* This is based on patients treated on this contract for their most recent course of treatment. Figures in italics indicate the base number of FP17s or Patient Questionnaire responses are less than 100. N/A is shown where the base number of responses is less than 10 during the period. % is calculated as Quantity/Base number*100

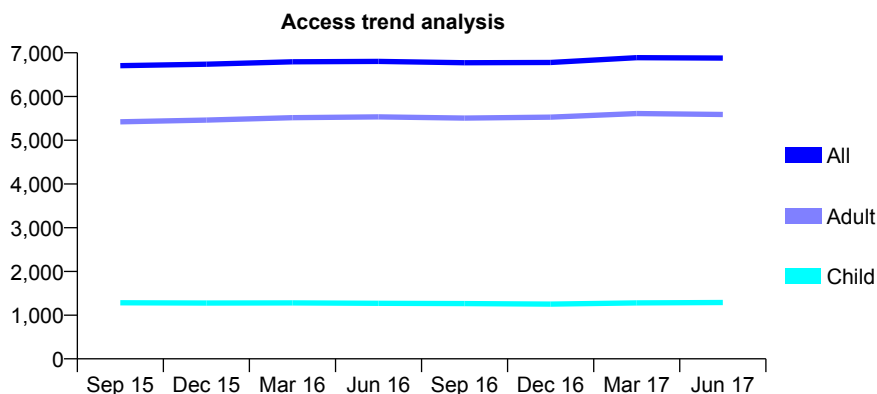
7A1 - Vital Signs At a Glance Contract Report for 140481/0001 - June 2017

Name or company name	The Hollies Dental Practice Partnership
Contract type name	GDS Contract
Purpose of contract	General
Contract start date	01/04/2011
Contract end date	

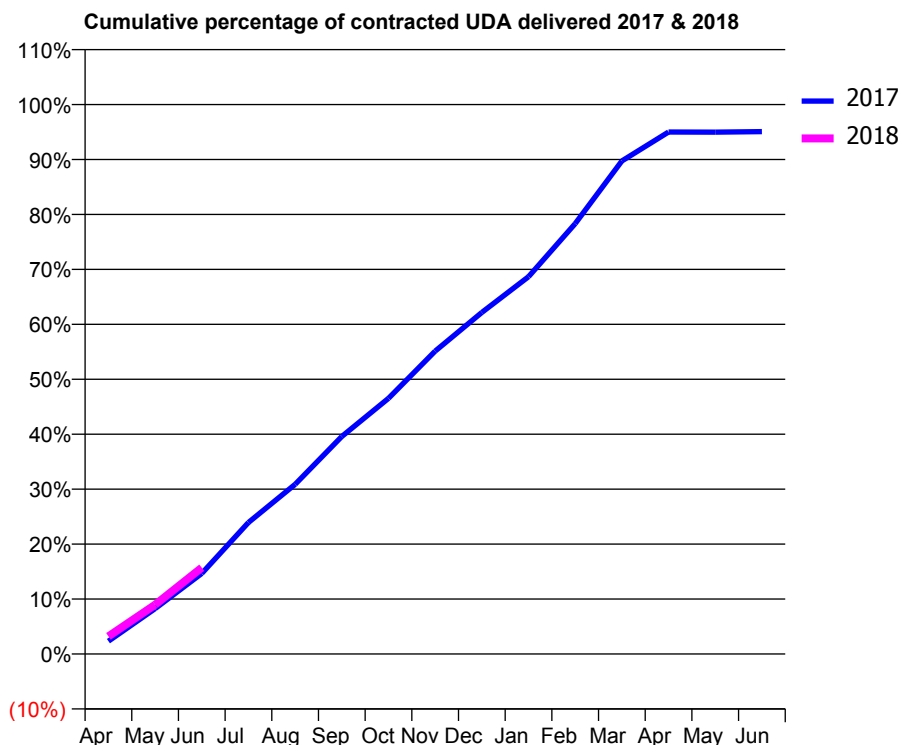
17/18 Contracted general activity (UDA)	21,936
Carry forward general activity (UDA)	0
17/18 Contracted orthodontic activity (UOA)	0
Carry forward orthodontic activity (UOA)	0
Baseline contract value	£603,963.92

ACCESS*

Patients seen in 24 months	Total	Change since previous quarter
Quarter ending June 2016	6,803	
Quarter ending September 2016	6,773	→
Quarter ending December 2016	6,779	→
Quarter ending March 2017	6,888	→
Quarter ending June 2017	6,879	→
Variance since June 2016	1.1%	→



ACTIVITY



Month	Adjusted Scheduled Activity (UDA)	
	2017	2018
April	547	705
May	1,937	1,969
June	3,435	3,449
July	5,608	
August	7,239	
September	9,276	
October	10,903	
November	12,920	
December	14,566	
January	16,090	
February	18,357	
March	21,026	
April	22,260	
May	22,258	
June	22,281	

QUALITY

	Quantity	Base Number	Contract	LHB	Wales
% of FP17s for the same patient ID Re-attending within 3 months - Children	25	470	5.3%	8.3%	11.2%
% of FP17s for the same patient ID Re-attending within 3 months - Adults	209	1,895	11.0%	14.1%	16.4%
% of FP17s for the same patient ID Re-attending between 3 & 9 months - Children	292	470	62.1%	58.9%	58.1%
% of FP17s for the same patient ID Re-attending between 3 & 9 months - Adults	1,183	1,895	62.4%	54.5%	54.8%
% of FP17s for Band 1 Urgent Courses	68	1,863	3.7%	8.4%	9.2%
% of FP17s Relating to Free Repair or Replacements	17	1,863	0.9%	0.9%	0.8%
% of FP17s Relating to Continuations	4	1,863	0.2%	1.0%	0.9%
% of Patients satisfied with the dentistry they have received	28	29	96.6%	91.5%	92.1%
% of Patients satisfied with the time they had to wait for an appointment	29	29	100.0%	87.9%	87.5%

* This is based on patients treated on this contract for their most recent course of treatment. Figures in italics indicate the base number of FP17s or Patient Questionnaire responses are less than 100. N/A is shown where the base number of responses is less than 10 during the period. % is calculated as Quantity/Base number*100

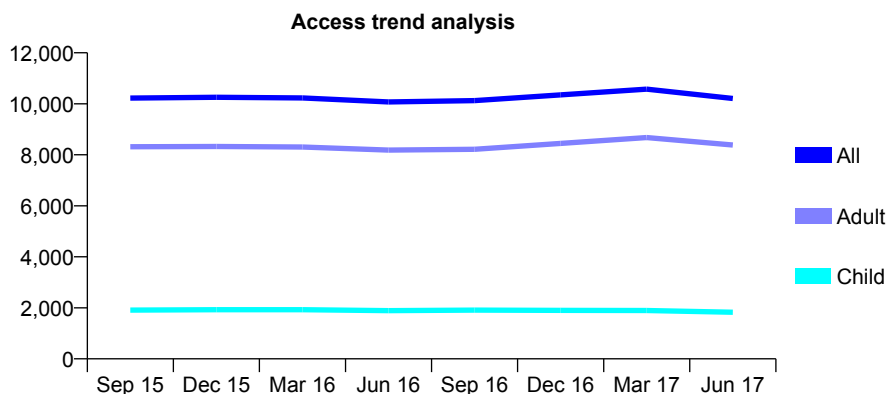
7A1 - Vital Signs At a Glance Contract Report for 141186/0001 - June 2017

Name or company name	Mostyn House Dental Practice Partnership
Contract type name	GDS Contract
Purpose of contract	General
Contract start date	01/08/2009
Contract end date	

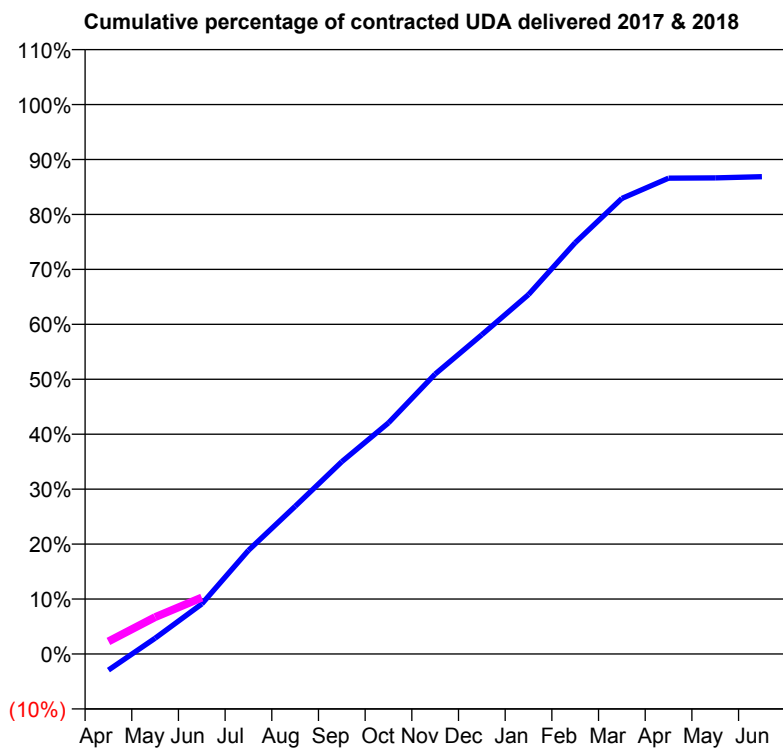
17/18 Contracted general activity (UDA)	36,561
Carry forward general activity (UDA)	0
17/18 Contracted orthodontic activity (UOA)	0
Carry forward orthodontic activity (UOA)	0
Baseline contract value	£943,598.98

ACCESS*

Patients seen in 24 months	Total	Change since previous quarter
Quarter ending June 2016	10,073	
Quarter ending September 2016	10,125	→
Quarter ending December 2016	10,348	↑
Quarter ending March 2017	10,577	↑
Quarter ending June 2017	10,209	↓
Variance since June 2016	1.4%	→



ACTIVITY



Month	Adjusted Scheduled Activity (UDA)	
	2017	2018
April	-883	841
May	866	2,454
June	2,742	3,758
July	5,674	
August	8,078	
September	10,523	
October	12,645	
November	15,317	
December	17,468	
January	19,669	
February	22,506	
March	24,929	
April	26,037	
May	26,052	
June	26,121	

QUALITY

	Quantity	Base Number	Contract	LHB	Wales
% of FP17s for the same patient ID Re-attending within 3 months - Children	19	304	6.3%	8.3%	11.2%
% of FP17s for the same patient ID Re-attending within 3 months - Adults	226	1,763	12.8%	14.1%	16.4%
% of FP17s for the same patient ID Re-attending between 3 & 9 months - Children	109	304	35.9%	58.9%	58.1%
% of FP17s for the same patient ID Re-attending between 3 & 9 months - Adults	876	1,763	49.7%	54.5%	54.8%
% of FP17s for Band 1 Urgent Courses	265	1,652	16.0%	8.4%	9.2%
% of FP17s Relating to Free Repair or Replacements	7	1,652	0.4%	0.9%	0.8%
% of FP17s Relating to Continuations	15	1,652	0.9%	1.0%	0.9%
% of Patients satisfied with the dentistry they have received	60	66	90.9%	91.5%	92.1%
% of Patients satisfied with the time they had to wait for an appointment	48	66	72.7%	87.9%	87.5%

* This is based on patients treated on this contract for their most recent course of treatment. Figures in italics indicate the base number of FP17s or Patient Questionnaire responses are less than 100. N/A is shown where the base number of responses is less than 10 during the period. % is calculated as Quantity/Base number*100

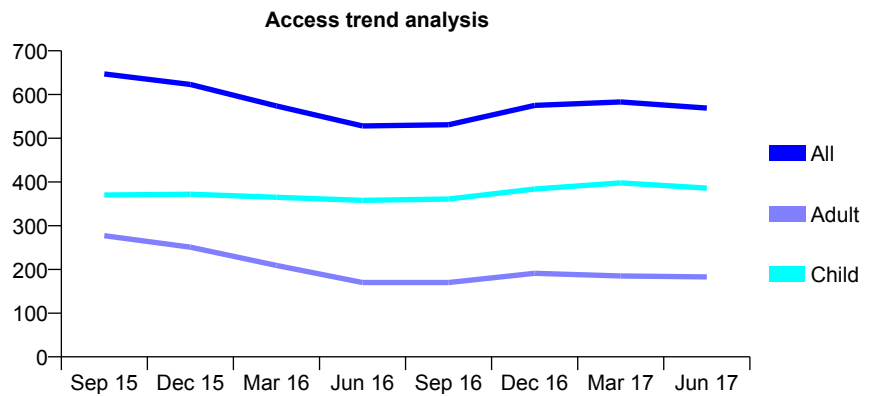
7A1 - Vital Signs At a Glance Contract Report for 145688/0001 - June 2017

Name or company name	Mr R Bennett
Contract type name	GDS Contract
Purpose of contract	General
Contract start date	01/03/2011
Contract end date	

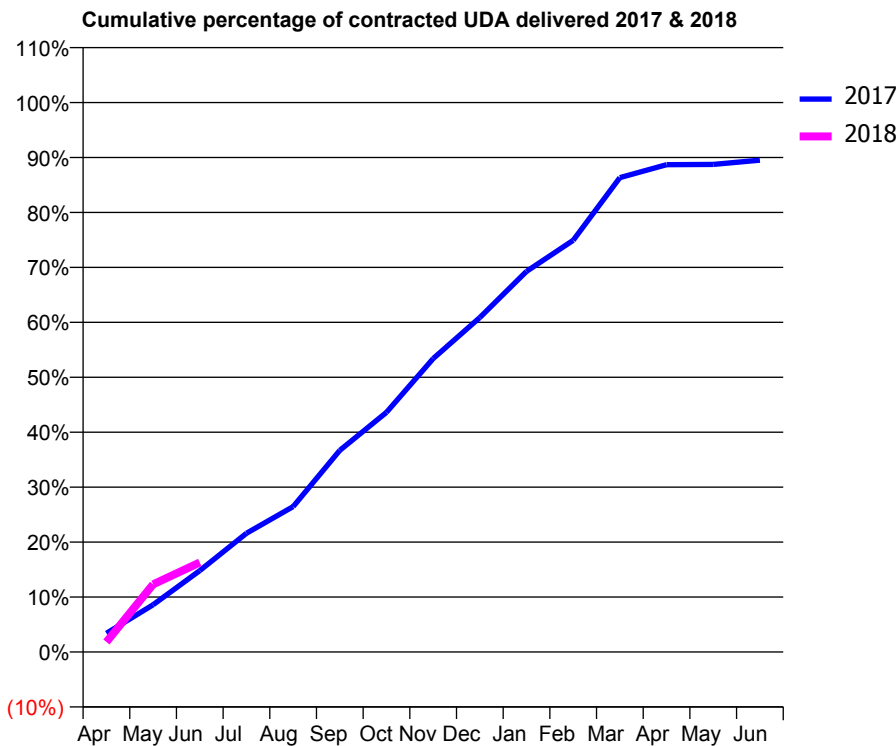
17/18 Contracted general activity (UDA)	1,590
Carry forward general activity (UDA)	0
17/18 Contracted orthodontic activity (UOA)	0
Carry forward orthodontic activity (UOA)	0
Baseline contract value	£38,739.55

ACCESS*

Patients seen in 24 months	Total	Change since previous quarter
Quarter ending June 2016	528	
Quarter ending September 2016	531	→
Quarter ending December 2016	575	↑
Quarter ending March 2017	583	→
Quarter ending June 2017	569	↓
Variance since June 2016	7.8%	↑



ACTIVITY



Month	Adjusted Scheduled Activity (UDA)	
	2017	2018
April	54	29
May	137	196
June	235	259
July	344	
August	421	
September	584	
October	693	
November	849	
December	968	
January	1,101	
February	1,191	
March	1,373	
April	1,410	
May	1,411	
June	1,423	

QUALITY

	Quantity	Base Number	Contract	LHB	Wales
% of FP17s for the same patient ID Re-attending within 3 months - Children	7	127	5.5%	8.3%	11.2%
% of FP17s for the same patient ID Re-attending within 3 months - Adults	7	47	14.9%	14.1%	16.4%
% of FP17s for the same patient ID Re-attending between 3 & 9 months - Children	73	127	57.5%	58.9%	58.1%
% of FP17s for the same patient ID Re-attending between 3 & 9 months - Adults	25	47	53.2%	54.5%	54.8%
% of FP17s for Band 1 Urgent Courses	6	144	4.2%	8.4%	9.2%
% of FP17s Relating to Free Repair or Replacements	0	144	0.0%	0.9%	0.8%
% of FP17s Relating to Continuations	0	144	0.0%	1.0%	0.9%
% of Patients satisfied with the dentistry they have received	1	2	N/A	91.5%	92.1%
% of Patients satisfied with the time they had to wait for an appointment	2	2	N/A	87.9%	87.5%

* This is based on patients treated on this contract for their most recent course of treatment. Figures in italics indicate the base number of FP17s or Patient Questionnaire responses are less than 100. N/A is shown where the base number of responses is less than 10 during the period. % is calculated as Quantity/Base number*100

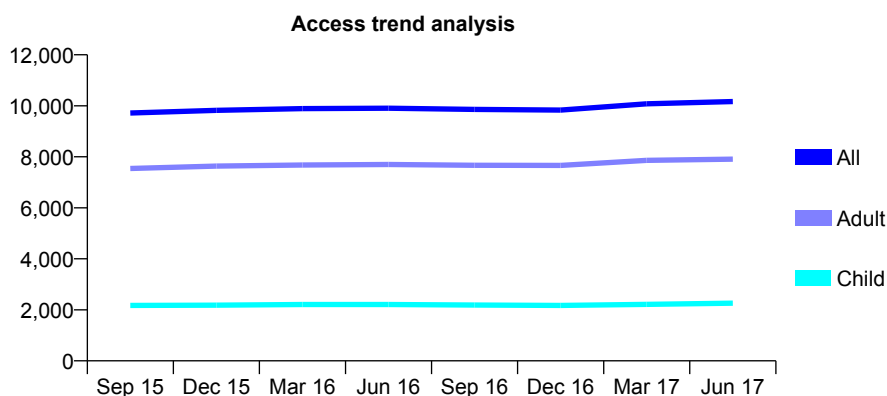
7A1 - Vital Signs At a Glance Contract Report for 151912/0001 - June 2017

Name or company name	IJW & GA DOUGLAS LIMITED
Contract type name	GDS Contract
Purpose of contract	General
Contract start date	01/05/2011
Contract end date	

17/18 Contracted general activity (UDA)	31,372
Carry forward general activity (UDA)	0
17/18 Contracted orthodontic activity (UOA)	0
Carry forward orthodontic activity (UOA)	0
Baseline contract value	£800,840.10

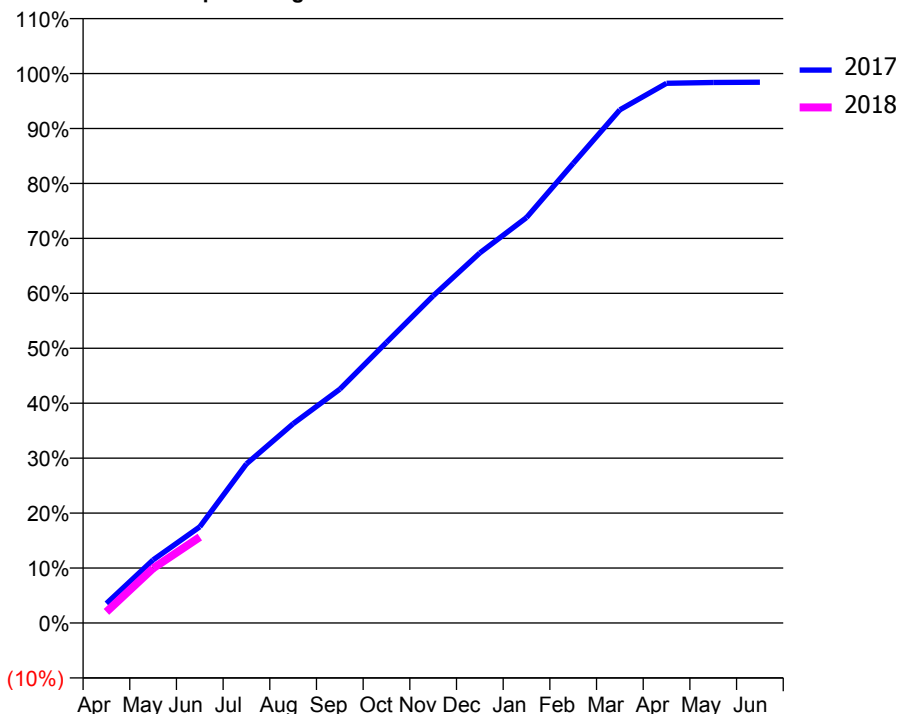
ACCESS*

Patients seen in 24 months	Total	Change since previous quarter
Quarter ending June 2016	9,905	
Quarter ending September 2016	9,857	→
Quarter ending December 2016	9,835	→
Quarter ending March 2017	10,079	↑
Quarter ending June 2017	10,167	→
Variance since June 2016	2.6%	↑



ACTIVITY

Cumulative percentage of contracted UDA delivered 2017 & 2018



Month	Adjusted Scheduled Activity (UDA)	
	2017	2018
April	1,113	637
May	3,602	3,125
June	5,493	4,904
July	9,088	
August	11,378	
September	13,346	
October	16,025	
November	18,681	
December	21,128	
January	23,147	
February	26,237	
March	29,298	
April	30,817	
May	30,858	
June	30,877	

QUALITY

	Quantity	Base Number	Contract	LHB	Wales
% of FP17s for the same patient ID Re-attending within 3 months - Children	36	639	5.6%	8.3%	11.2%
% of FP17s for the same patient ID Re-attending within 3 months - Adults	283	2,096	13.5%	14.1%	16.4%
% of FP17s for the same patient ID Re-attending between 3 & 9 months - Children	278	639	43.5%	58.9%	58.1%
% of FP17s for the same patient ID Re-attending between 3 & 9 months - Adults	869	2,096	41.5%	54.5%	54.8%
% of FP17s for Band 1 Urgent Courses	151	2,118	7.1%	8.4%	9.2%
% of FP17s Relating to Free Repair or Replacements	19	2,118	0.9%	0.9%	0.8%
% of FP17s Relating to Continuations	29	2,118	1.4%	1.0%	0.9%
% of Patients satisfied with the dentistry they have received	43	48	89.6%	91.5%	92.1%
% of Patients satisfied with the time they had to wait for an appointment	42	48	87.5%	87.9%	87.5%

* This is based on patients treated on this contract for their most recent course of treatment. Figures in italics indicate the base number of FP17s or Patient Questionnaire responses are less than 100. N/A is shown where the base number of responses is less than 10 during the period. % is calculated as Quantity/Base number*100

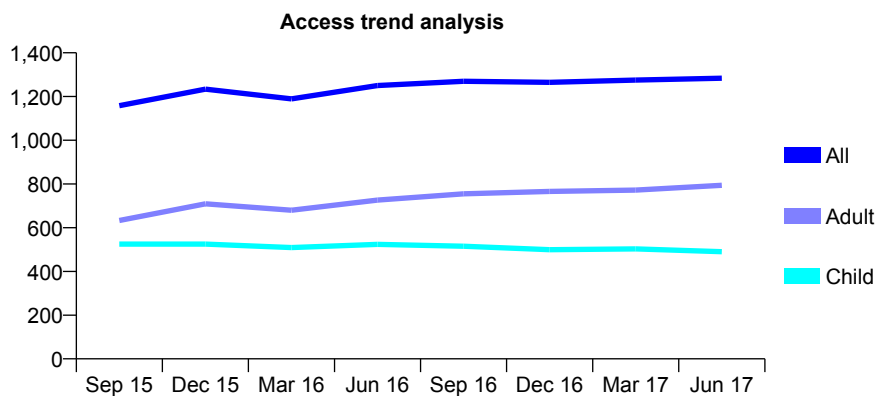
7A1 - Vital Signs At a Glance Contract Report for 154423/0001 - June 2017

Name or company name	Rhos Road Dental Practice Partnership
Contract type name	GDS Contract
Purpose of contract	General
Contract start date	01/12/2012
Contract end date	

17/18 Contracted general activity (UDA)	3,836
Carry forward general activity (UDA)	0
17/18 Contracted orthodontic activity (UOA)	0
Carry forward orthodontic activity (UOA)	0
Baseline contract value	£96,481.61

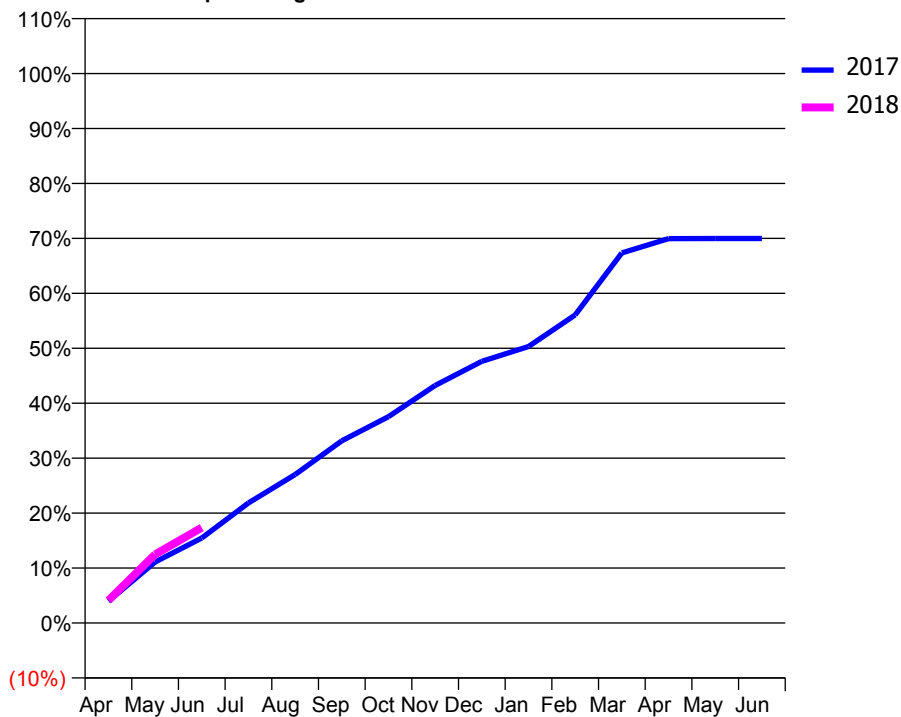
ACCESS*

Patients seen in 24 months	Total	Change since previous quarter
Quarter ending June 2016	1,250	
Quarter ending September 2016	1,270	→
Quarter ending December 2016	1,265	→
Quarter ending March 2017	1,275	→
Quarter ending June 2017	1,284	→
Variance since June 2016	2.7%	↑



ACTIVITY

Cumulative percentage of contracted UDA delivered 2017 & 2018



Month	Adjusted Scheduled Activity (UDA)	
	2017	2018
April	217	157
May	606	479
June	845	666
July	1,195	
August	1,477	
September	1,812	
October	2,051	
November	2,362	
December	2,602	
January	2,749	
February	3,063	
March	3,680	
April	3,822	
May	3,824	
June	3,824	

QUALITY

	Quantity	Base Number	Contract	LHB	Wales
% of FP17s for the same patient ID Re-attending within 3 months - Children	15	149	10.1%	8.3%	11.2%
% of FP17s for the same patient ID Re-attending within 3 months - Adults	53	296	17.9%	14.1%	16.4%
% of FP17s for the same patient ID Re-attending between 3 & 9 months - Children	83	149	55.7%	58.9%	58.1%
% of FP17s for the same patient ID Re-attending between 3 & 9 months - Adults	148	296	50.0%	54.5%	54.8%
% of FP17s for Band 1 Urgent Courses	26	366	7.1%	8.4%	9.2%
% of FP17s Relating to Free Repair or Replacements	1	366	0.3%	0.9%	0.8%
% of FP17s Relating to Continuations	10	366	2.7%	1.0%	0.9%
% of Patients satisfied with the dentistry they have received	1	1	N/A	91.5%	92.1%
% of Patients satisfied with the time they had to wait for an appointment	1	1	N/A	87.9%	87.5%

* This is based on patients treated on this contract for their most recent course of treatment. Figures in italics indicate the base number of FP17s or Patient Questionnaire responses are less than 100. N/A is shown where the base number of responses is less than 10 during the period. % is calculated as Quantity/Base number*100

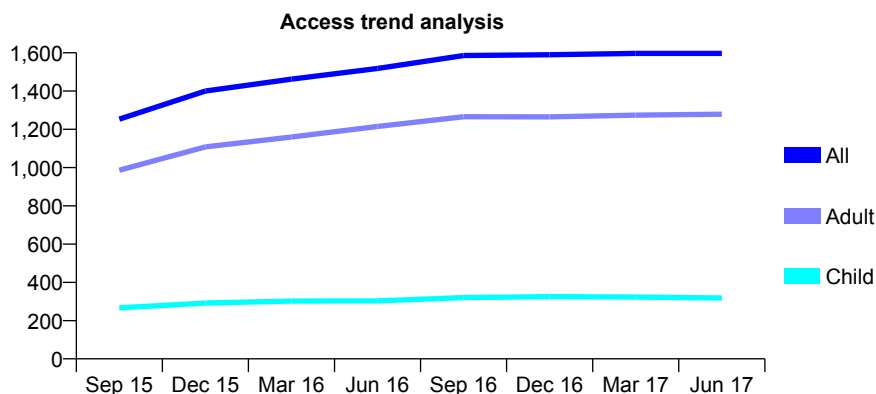
7A1 - Vital Signs At a Glance Contract Report for 154733/0001 - June 2017

Name or company name	ALS (Dental Surgeon) Ltd
Contract type name	GDS Contract
Purpose of contract	General
Contract start date	01/01/2015
Contract end date	

17/18 Contracted general activity (UDA)	5,817
Carry forward general activity (UDA)	0
17/18 Contracted orthodontic activity (UOA)	0
Carry forward orthodontic activity (UOA)	0
Baseline contract value	£144,170.75

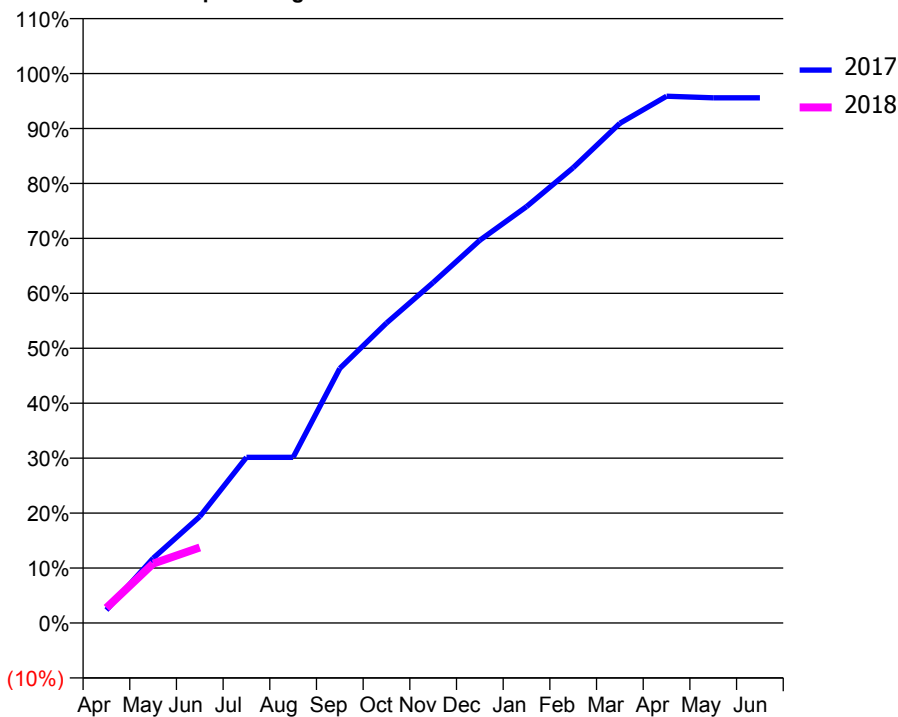
ACCESS*

Patients seen in 24 months	Total	Change since previous quarter
Quarter ending June 2016	1,518	
Quarter ending September 2016	1,586	↑
Quarter ending December 2016	1,590	→
Quarter ending March 2017	1,597	→
Quarter ending June 2017	1,597	→
Variance since June 2016	5.2%	↑



ACTIVITY

Cumulative percentage of contracted UDA delivered 2017 & 2018



Adjusted Scheduled Activity (UDA)

Month	2017	2018
April	138	160
May	685	628
June	1,127	800
July	1,754	
August	1,754	
September	2,696	
October	3,175	
November	3,604	
December	4,053	
January	4,408	
February	4,820	
March	5,290	
April	5,576	
May	5,560	
June	5,559	

QUALITY

	Quantity	Base Number	Contract	LHB	Wales
% of FP17s for the same patient ID Re-attending within 3 months - Children	6	95	6.3%	8.3%	11.2%
% of FP17s for the same patient ID Re-attending within 3 months - Adults	69	415	16.6%	14.1%	16.4%
% of FP17s for the same patient ID Re-attending between 3 & 9 months - Children	64	95	67.4%	58.9%	58.1%
% of FP17s for the same patient ID Re-attending between 3 & 9 months - Adults	175	415	42.2%	54.5%	54.8%
% of FP17s for Band 1 Urgent Courses	46	402	11.4%	8.4%	9.2%
% of FP17s Relating to Free Repair or Replacements	6	402	1.5%	0.9%	0.8%
% of FP17s Relating to Continuations	0	402	0.0%	1.0%	0.9%
% of Patients satisfied with the dentistry they have received	7	7	N/A	91.5%	92.1%
% of Patients satisfied with the time they had to wait for an appointment	7	7	N/A	87.9%	87.5%

* This is based on patients treated on this contract for their most recent course of treatment. Figures in italics indicate the base number of FP17s or Patient Questionnaire responses are less than 100. N/A is shown where the base number of responses is less than 10 during the period. % is calculated as Quantity/Base number*100

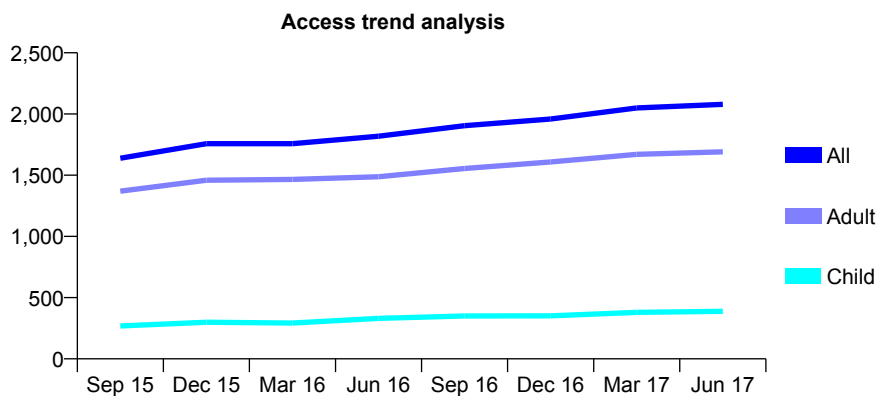
7A1 - Vital Signs At a Glance Contract Report for 155373/0001 - June 2017

Name or company name	SC & C Edwards
Contract type name	GDS Contract
Purpose of contract	General
Contract start date	01/08/2013
Contract end date	

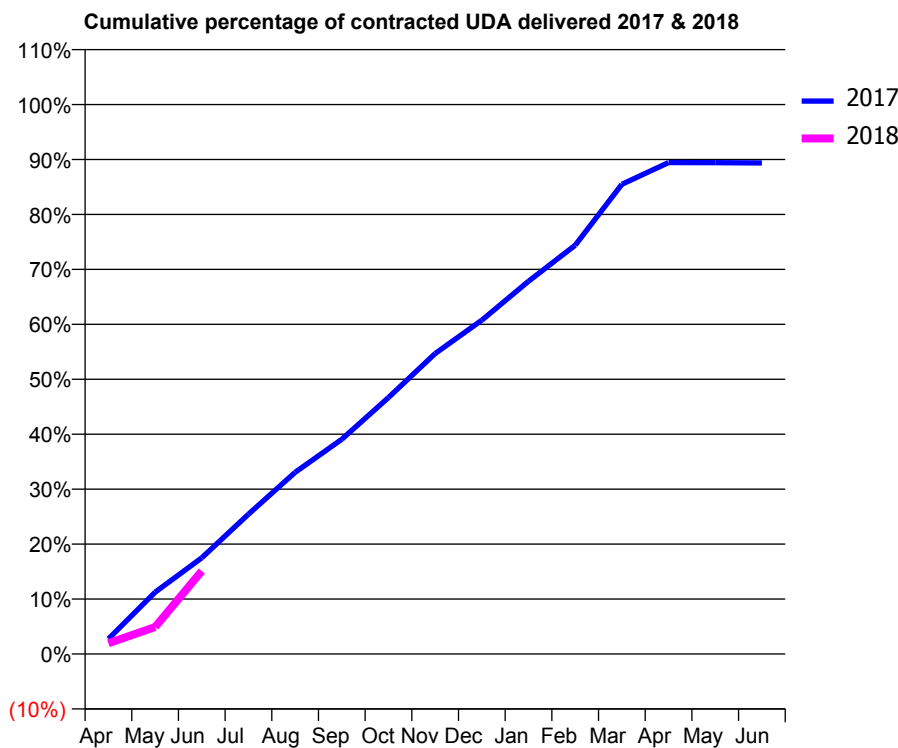
17/18 Contracted general activity (UDA)	7,849
Carry forward general activity (UDA)	0
17/18 Contracted orthodontic activity (UOA)	0
Carry forward orthodontic activity (UOA)	0
Baseline contract value	£127,992.75

ACCESS*

Patients seen in 24 months	Total	Change since previous quarter
Quarter ending June 2016	1,819	
Quarter ending September 2016	1,905	↑
Quarter ending December 2016	1,959	↑
Quarter ending March 2017	2,050	↑
Quarter ending June 2017	2,079	→
Variance since June 2016	14.3%	↑



ACTIVITY



Month	Adjusted Scheduled Activity (UDA)	
	2017	2018
April	212	154
May	870	386
June	1,354	1,185
July	1,968	
August	2,558	
September	3,023	
October	3,611	
November	4,231	
December	4,701	
January	5,249	
February	5,756	
March	6,614	
April	6,919	
May	6,918	
June	6,915	

QUALITY

	Quantity	Base Number	Contract	LHB	Wales
% of FP17s for the same patient ID Re-attending within 3 months - Children	8	143	5.6%	8.3%	11.2%
% of FP17s for the same patient ID Re-attending within 3 months - Adults	98	670	14.6%	14.1%	16.4%
% of FP17s for the same patient ID Re-attending between 3 & 9 months - Children	87	143	60.8%	58.9%	58.1%
% of FP17s for the same patient ID Re-attending between 3 & 9 months - Adults	441	670	65.8%	54.5%	54.8%
% of FP17s for Band 1 Urgent Courses	41	654	6.3%	8.4%	9.2%
% of FP17s Relating to Free Repair or Replacements	7	654	1.1%	0.9%	0.8%
% of FP17s Relating to Continuations	2	654	0.3%	1.0%	0.9%
% of Patients satisfied with the dentistry they have received	9	9	N/A	91.5%	92.1%
% of Patients satisfied with the time they had to wait for an appointment	7	9	N/A	87.9%	87.5%

* This is based on patients treated on this contract for their most recent course of treatment. Figures in italics indicate the base number of FP17s or Patient Questionnaire responses are less than 100. N/A is shown where the base number of responses is less than 10 during the period. % is calculated as Quantity/Base number*100

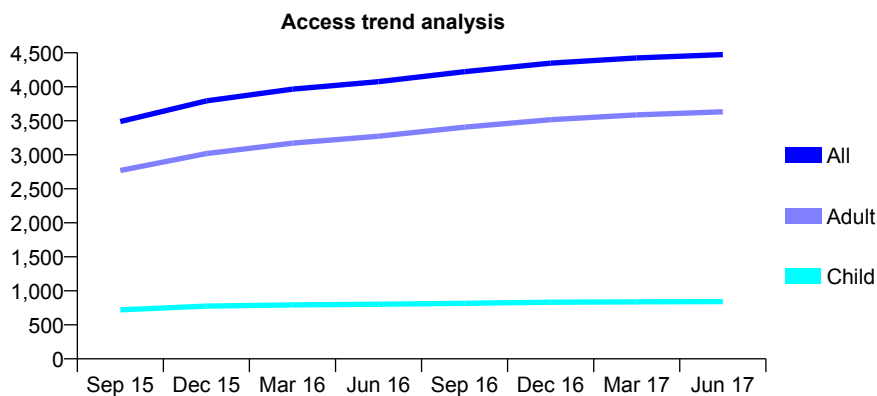
7A1 - Vital Signs At a Glance Contract Report for 155640/0001 - June 2017

Name or company name	PR Griffiths
Contract type name	GDS Contract
Purpose of contract	General
Contract start date	31/10/2014
Contract end date	

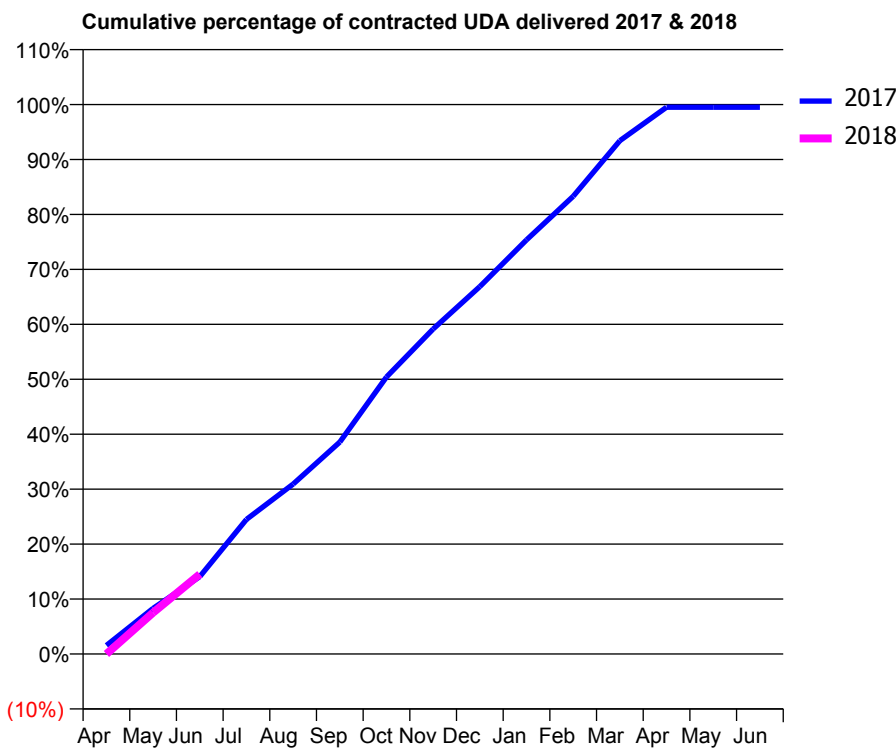
17/18 Contracted general activity (UDA)	14,028
Carry forward general activity (UDA)	0
17/18 Contracted orthodontic activity (UOA)	0
Carry forward orthodontic activity (UOA)	0
Baseline contract value	£418,094.33

ACCESS*

Patients seen in 24 months	Total	Change since previous quarter
Quarter ending June 2016	4,075	
Quarter ending September 2016	4,223	↑
Quarter ending December 2016	4,349	↑
Quarter ending March 2017	4,425	→
Quarter ending June 2017	4,474	→
Variance since June 2016	9.8%	↑



ACTIVITY



Month	Adjusted Scheduled Activity (UDA)	
	2017	2018
April	218	0
May	1,166	1,057
June	1,975	2,038
July	3,437	
August	4,338	
September	5,411	
October	7,071	
November	8,297	
December	9,380	
January	10,570	
February	11,684	
March	13,104	
April	13,959	
May	13,959	
June	13,959	

QUALITY

	Quantity	Base Number	Contract	LHB	Wales
% of FP17s for the same patient ID Re-attending within 3 months - Children	16	335	4.8%	8.3%	11.2%
% of FP17s for the same patient ID Re-attending within 3 months - Adults	130	1,296	10.0%	14.1%	16.4%
% of FP17s for the same patient ID Re-attending between 3 & 9 months - Children	233	335	69.6%	58.9%	58.1%
% of FP17s for the same patient ID Re-attending between 3 & 9 months - Adults	771	1,296	59.5%	54.5%	54.8%
% of FP17s for Band 1 Urgent Courses	120	1,263	9.5%	8.4%	9.2%
% of FP17s Relating to Free Repair or Replacements	12	1,263	1.0%	0.9%	0.8%
% of FP17s Relating to Continuations	4	1,263	0.3%	1.0%	0.9%
% of Patients satisfied with the dentistry they have received	24	25	96.0%	91.5%	92.1%
% of Patients satisfied with the time they had to wait for an appointment	24	25	96.0%	87.9%	87.5%

* This is based on patients treated on this contract for their most recent course of treatment. Figures in italics indicate the base number of FP17s or Patient Questionnaire responses are less than 100. N/A is shown where the base number of responses is less than 10 during the period. % is calculated as Quantity/Base number*100

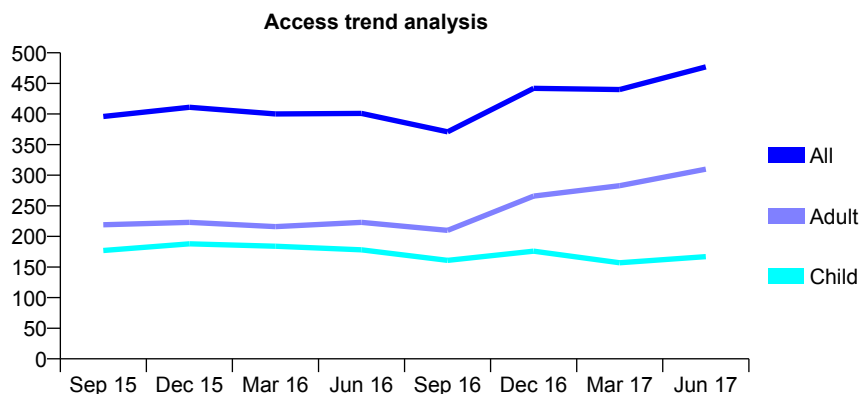
7A1 - Vital Signs At a Glance Contract Report for 158194/0028 - June 2017

Name or company name	Denticare Ltd
Contract type name	GDS Contract
Purpose of contract	General
Contract start date	01/03/2011
Contract end date	

17/18 Contracted general activity (UDA)	1,200
Carry forward general activity (UDA)	0
17/18 Contracted orthodontic activity (UOA)	0
Carry forward orthodontic activity (UOA)	0
Baseline contract value	£30,312.61

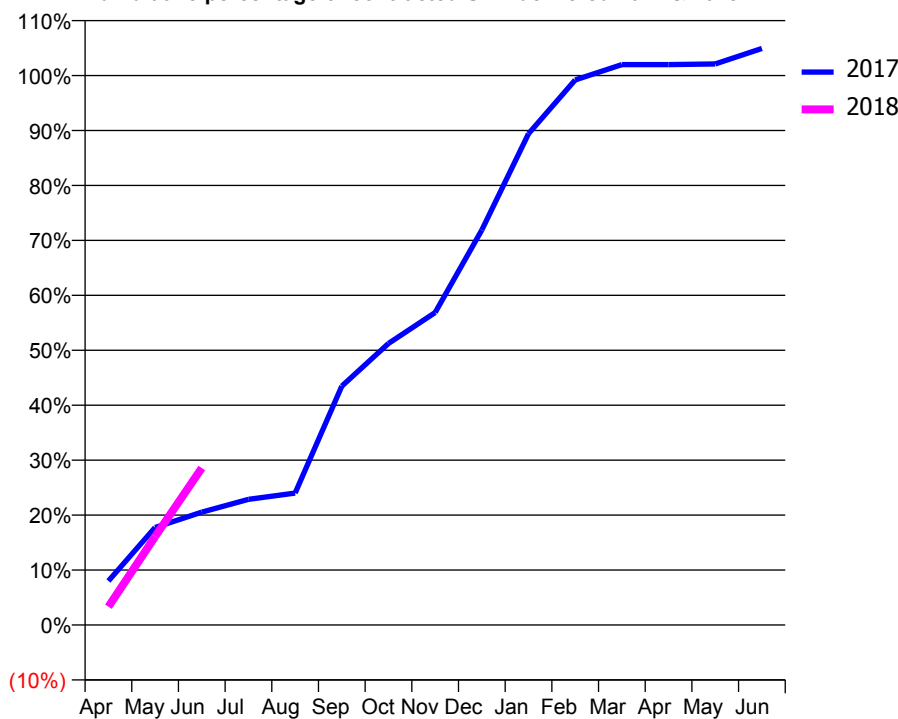
ACCESS*

Patients seen in 24 months	Total	Change since previous quarter
Quarter ending June 2016	401	
Quarter ending September 2016	371	↓
Quarter ending December 2016	442	↑
Quarter ending March 2017	440	→
Quarter ending June 2017	477	↑
Variance since June 2016	19.0%	↑



ACTIVITY

Cumulative percentage of contracted UDA delivered 2017 & 2018



Month	Adjusted Scheduled Activity (UDA)	
	2017	2018
April	72	40
May	160	193
June	185	343
July	206	
August	216	
September	391	
October	461	
November	512	
December	647	
January	805	
February	893	
March	918	
April	918	
May	919	
June	944	

QUALITY

	Quantity	Base Number	Contract	LHB	Wales
% of FP17s for the same patient ID Re-attending within 3 months - Children	4	82	4.9%	8.3%	11.2%
% of FP17s for the same patient ID Re-attending within 3 months - Adults	9	137	6.6%	14.1%	16.4%
% of FP17s for the same patient ID Re-attending between 3 & 9 months - Children	54	82	65.9%	58.9%	58.1%
% of FP17s for the same patient ID Re-attending between 3 & 9 months - Adults	85	137	62.0%	54.5%	54.8%
% of FP17s for Band 1 Urgent Courses	14	203	6.9%	8.4%	9.2%
% of FP17s Relating to Free Repair or Replacements	4	203	2.0%	0.9%	0.8%
% of FP17s Relating to Continuations	1	203	0.5%	1.0%	0.9%
% of Patients satisfied with the dentistry they have received	1	1	N/A	91.5%	92.1%
% of Patients satisfied with the time they had to wait for an appointment	1	1	N/A	87.9%	87.5%

* This is based on patients treated on this contract for their most recent course of treatment. Figures in italics indicate the base number of FP17s or Patient Questionnaire responses are less than 100. N/A is shown where the base number of responses is less than 10 during the period. % is calculated as Quantity/Base number*100

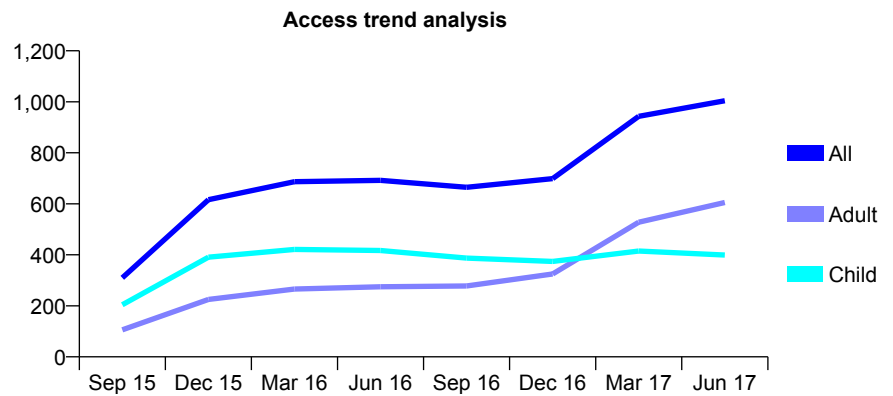
7A1 - Vital Signs At a Glance Contract Report for 160679/0001 - June 2017

Name or company name	T Ferguson
Contract type name	GDS Contract
Purpose of contract	General
Contract start date	01/06/2015
Contract end date	

17/18 Contracted general activity (UDA)	2,798
Carry forward general activity (UDA)	0
17/18 Contracted orthodontic activity (UOA)	0
Carry forward orthodontic activity (UOA)	0
Baseline contract value	£66,144.00

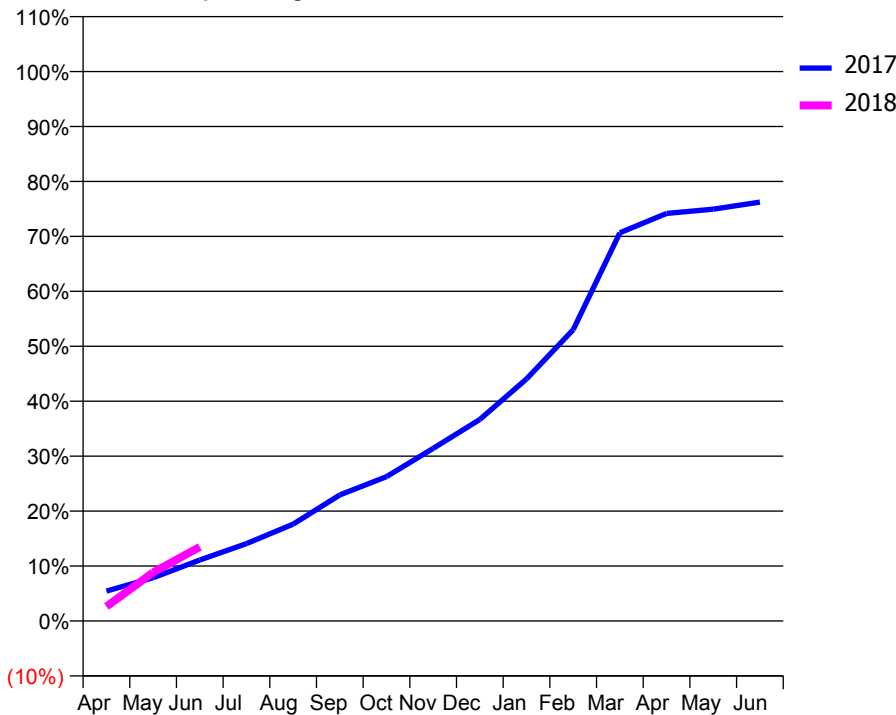
ACCESS*

Patients seen in 24 months	Total	Change since previous quarter
Quarter ending June 2016	692	
Quarter ending September 2016	665	↓
Quarter ending December 2016	699	↑
Quarter ending March 2017	943	↑
Quarter ending June 2017	1,004	↑
Variance since June 2016	45.1%	↑



ACTIVITY

Cumulative percentage of contracted UDA delivered 2017 & 2018



Month	Adjusted Scheduled Activity (UDA)	
	2017	2018
April	152	74
May	220	248
June	311	377
July	394	
August	493	
September	642	
October	735	
November	879	
December	1,027	
January	1,233	
February	1,483	
March	1,977	
April	2,075	
May	2,097	
June	2,133	

QUALITY

	Quantity	Base Number	Contract	LHB	Wales
% of FP17s for the same patient ID Re-attending within 3 months - Children	5	119	4.2%	8.3%	11.2%
% of FP17s for the same patient ID Re-attending within 3 months - Adults	21	147	14.3%	14.1%	16.4%
% of FP17s for the same patient ID Re-attending between 3 & 9 months - Children	78	119	65.5%	58.9%	58.1%
% of FP17s for the same patient ID Re-attending between 3 & 9 months - Adults	58	147	39.5%	54.5%	54.8%
% of FP17s for Band 1 Urgent Courses	5	198	2.5%	8.4%	9.2%
% of FP17s Relating to Free Repair or Replacements	1	198	0.5%	0.9%	0.8%
% of FP17s Relating to Continuations	0	198	0.0%	1.0%	0.9%
% of Patients satisfied with the dentistry they have received	2	2	N/A	91.5%	92.1%
% of Patients satisfied with the time they had to wait for an appointment	2	2	N/A	87.9%	87.5%

* This is based on patients treated on this contract for their most recent course of treatment. Figures in italics indicate the base number of FP17s or Patient Questionnaire responses are less than 100. N/A is shown where the base number of responses is less than 10 during the period. % is calculated as Quantity/Base number*100

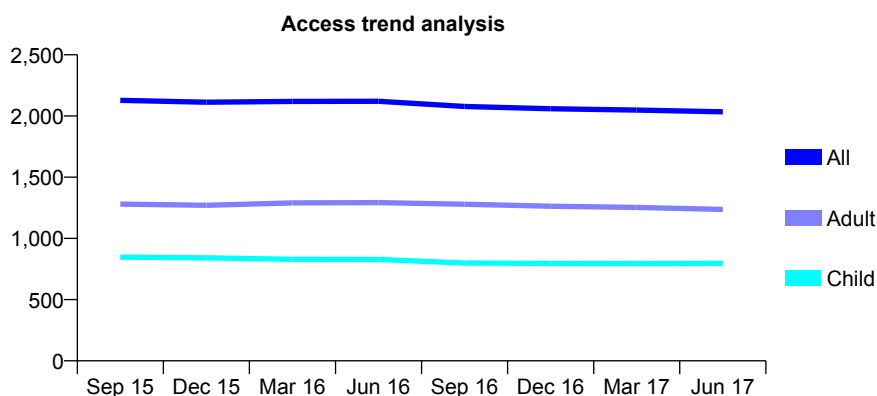
7A1 - Vital Signs At a Glance Contract Report for 162302/0001 - June 2017

Name or company name	Connahs Quay Dental Practice Ltd
Contract type name	GDS Contract
Purpose of contract	General
Contract start date	01/01/2010
Contract end date	

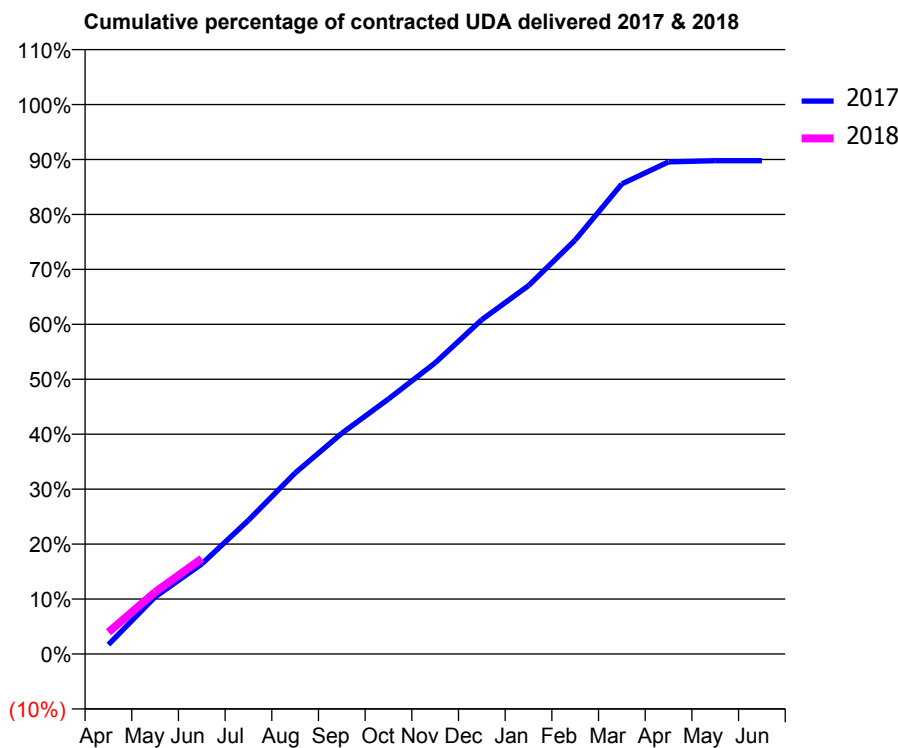
17/18 Contracted general activity (UDA)	6,560
Carry forward general activity (UDA)	0
17/18 Contracted orthodontic activity (UOA)	0
Carry forward orthodontic activity (UOA)	0
Baseline contract value	£122,014.78

ACCESS*

Patients seen in 24 months	Total	Change since previous quarter
Quarter ending June 2016	2,120	
Quarter ending September 2016	2,078	↓
Quarter ending December 2016	2,059	→
Quarter ending March 2017	2,048	→
Quarter ending June 2017	2,034	→
Variance since June 2016	(4.1%)	↓



ACTIVITY



Month	Adjusted Scheduled Activity (UDA)	
	2017	2018
April	113	260
May	682	740
June	1,076	1,140
July	1,598	
August	2,160	
September	2,636	
October	3,045	
November	3,475	
December	3,992	
January	4,397	
February	4,942	
March	5,612	
April	5,875	
May	5,889	
June	5,890	

QUALITY

	Quantity	Base Number	Contract	LHB	Wales
% of FP17s for the same patient ID Re-attending within 3 months - Children	23	322	7.1%	8.3%	11.2%
% of FP17s for the same patient ID Re-attending within 3 months - Adults	81	449	18.0%	14.1%	16.4%
% of FP17s for the same patient ID Re-attending between 3 & 9 months - Children	216	322	67.1%	58.9%	58.1%
% of FP17s for the same patient ID Re-attending between 3 & 9 months - Adults	290	449	64.6%	54.5%	54.8%
% of FP17s for Band 1 Urgent Courses	19	635	3.0%	8.4%	9.2%
% of FP17s Relating to Free Repair or Replacements	9	635	1.4%	0.9%	0.8%
% of FP17s Relating to Continuations	8	635	1.3%	1.0%	0.9%
% of Patients satisfied with the dentistry they have received	14	15	93.3%	91.5%	92.1%
% of Patients satisfied with the time they had to wait for an appointment	15	15	100.0%	87.9%	87.5%

* This is based on patients treated on this contract for their most recent course of treatment. Figures in italics indicate the base number of FP17s or Patient Questionnaire responses are less than 100. N/A is shown where the base number of responses is less than 10 during the period. % is calculated as Quantity/Base number*100

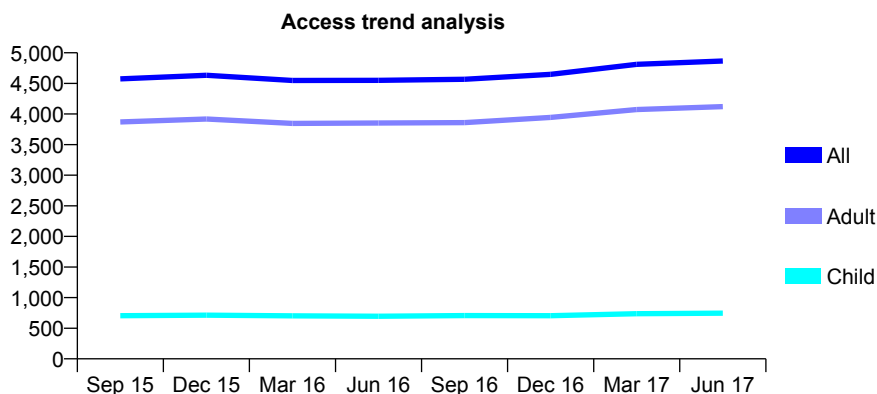
7A1 - Vital Signs At a Glance Contract Report for 164542/0001 - June 2017

Name or company name	Coppersun Dental Care Ltd
Contract type name	GDS Contract
Purpose of contract	General
Contract start date	01/11/2009
Contract end date	

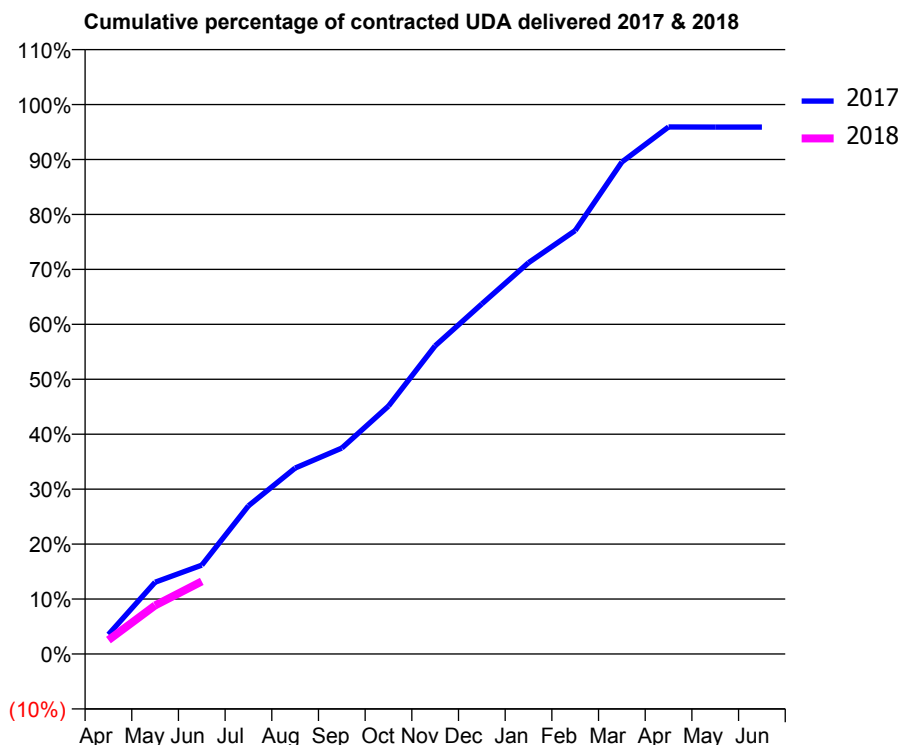
17/18 Contracted general activity (UDA)	15,586
Carry forward general activity (UDA)	0
17/18 Contracted orthodontic activity (UOA)	0
Carry forward orthodontic activity (UOA)	0
Baseline contract value	£324,957.01

ACCESS*

Patients seen in 24 months	Total	Change since previous quarter
Quarter ending June 2016	4,550	
Quarter ending September 2016	4,567	→
Quarter ending December 2016	4,649	→
Quarter ending March 2017	4,811	↑
Quarter ending June 2017	4,867	→
Variance since June 2016	7.0%	↑



ACTIVITY



Month	Adjusted Scheduled Activity (UDA)	
	2017	2018
April	581	395
May	2,140	1,380
June	2,651	2,059
July	4,421	
August	5,544	
September	6,144	
October	7,394	
November	9,192	
December	10,442	
January	11,672	
February	12,629	
March	14,673	
April	15,719	
May	15,717	
June	15,717	

QUALITY

	Quantity	Base Number	Contract	LHB	Wales
% of FP17s for the same patient ID Re-attending within 3 months - Children	23	265	8.7%	8.3%	11.2%
% of FP17s for the same patient ID Re-attending within 3 months - Adults	261	1,330	19.6%	14.1%	16.4%
% of FP17s for the same patient ID Re-attending between 3 & 9 months - Children	167	265	63.0%	58.9%	58.1%
% of FP17s for the same patient ID Re-attending between 3 & 9 months - Adults	628	1,330	47.2%	54.5%	54.8%
% of FP17s for Band 1 Urgent Courses	119	1,135	10.5%	8.4%	9.2%
% of FP17s Relating to Free Repair or Replacements	16	1,135	1.4%	0.9%	0.8%
% of FP17s Relating to Continuations	14	1,135	1.2%	1.0%	0.9%
% of Patients satisfied with the dentistry they have received	47	47	100.0%	91.5%	92.1%
% of Patients satisfied with the time they had to wait for an appointment	47	47	100.0%	87.9%	87.5%

* This is based on patients treated on this contract for their most recent course of treatment. Figures in italics indicate the base number of FP17s or Patient Questionnaire responses are less than 100. N/A is shown where the base number of responses is less than 10 during the period. % is calculated as Quantity/Base number*100

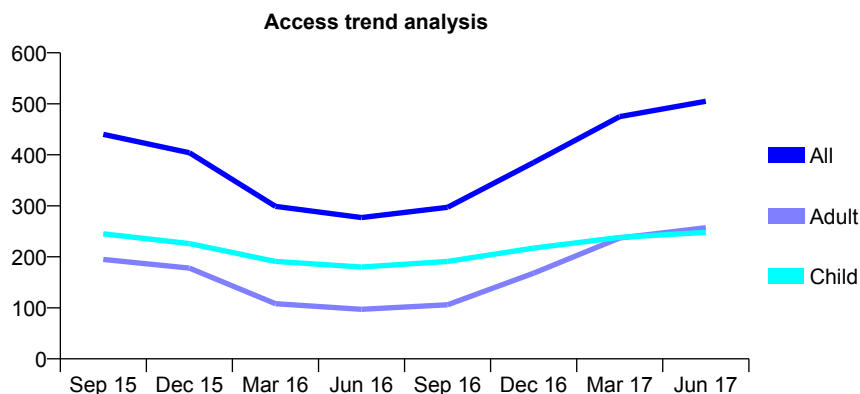
7A1 - Vital Signs At a Glance Contract Report for 164577/0001 - June 2017

Name or company name	Entwistle, Williams & Jenkins GDS Contract
Contract type name	GDS Contract
Purpose of contract	General
Contract start date	31/08/2013
Contract end date	

17/18 Contracted general activity (UDA)	1,100
Carry forward general activity (UDA)	0
17/18 Contracted orthodontic activity (UOA)	0
Carry forward orthodontic activity (UOA)	0
Baseline contract value	£26,161.53

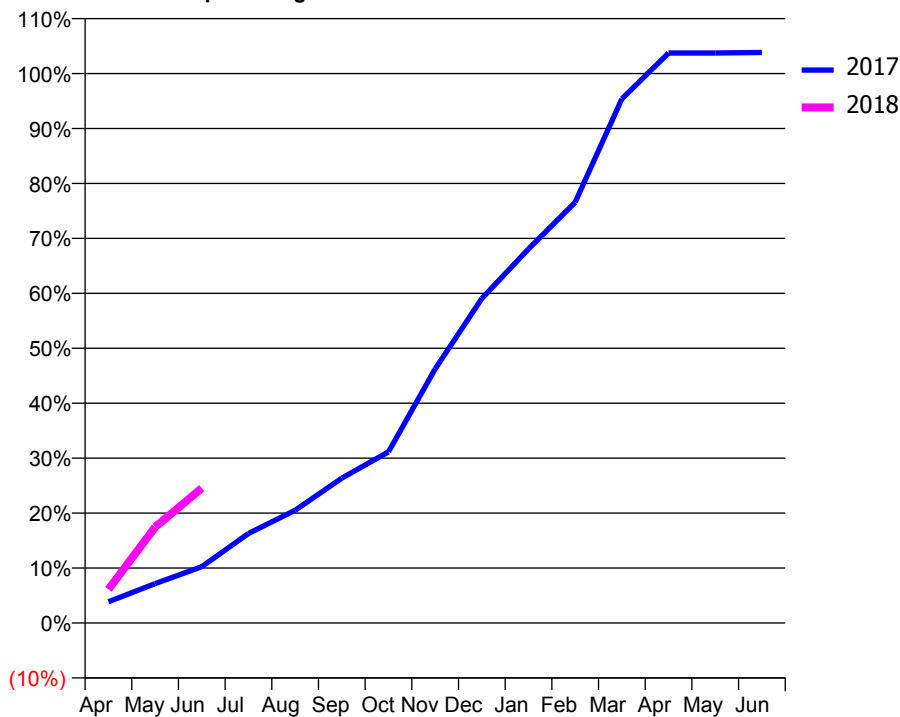
ACCESS*

Patients seen in 24 months	Total	Change since previous quarter
Quarter ending June 2016	277	
Quarter ending September 2016	297	↑
Quarter ending December 2016	385	↑
Quarter ending March 2017	475	↑
Quarter ending June 2017	505	↑
Variance since June 2016	82.3%	↑



ACTIVITY

Cumulative percentage of contracted UDA delivered 2017 & 2018



Adjusted Scheduled Activity (UDA)

Month	2017	2018
April	44	67
May	81	192
June	117	270
July	185	
August	233	
September	299	
October	354	
November	525	
December	671	
January	773	
February	870	
March	1,083	
April	1,178	
May	1,178	
June	1,179	

QUALITY

	Quantity	Base Number	Contract	LHB	Wales
% of FP17s for the same patient ID Re-attending within 3 months - Children	6	90	6.7%	8.3%	11.2%
% of FP17s for the same patient ID Re-attending within 3 months - Adults	10	72	13.9%	14.1%	16.4%
% of FP17s for the same patient ID Re-attending between 3 & 9 months - Children	47	90	52.2%	58.9%	58.1%
% of FP17s for the same patient ID Re-attending between 3 & 9 months - Adults	21	72	29.2%	54.5%	54.8%
% of FP17s for Band 1 Urgent Courses	15	135	11.1%	8.4%	9.2%
% of FP17s Relating to Free Repair or Replacements	0	135	0.0%	0.9%	0.8%
% of FP17s Relating to Continuations	2	135	1.5%	1.0%	0.9%
% of Patients satisfied with the dentistry they have received	0	0	N/A	91.5%	92.1%
% of Patients satisfied with the time they had to wait for an appointment	0	0	N/A	87.9%	87.5%

* This is based on patients treated on this contract for their most recent course of treatment. Figures in italics indicate the base number of FP17s or Patient Questionnaire responses are less than 100. N/A is shown where the base number of responses is less than 10 during the period. % is calculated as Quantity/Base number*100

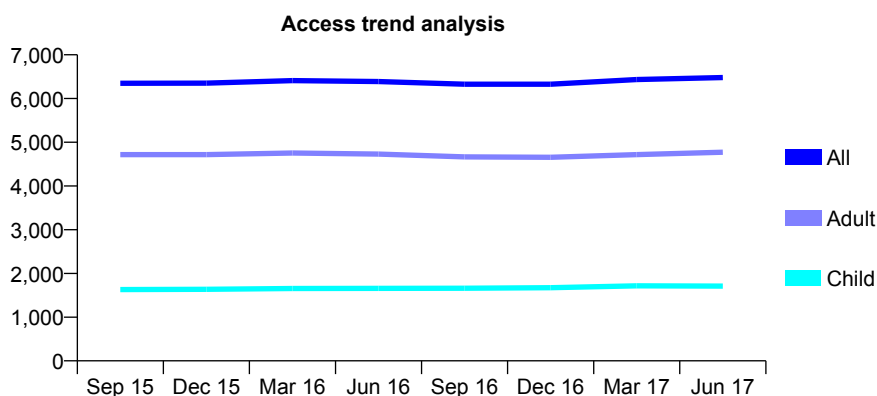
7A1 - Vital Signs At a Glance Contract Report for 167096/0002 - June 2017

Name or company name	Longford Road Dental Practice Ltd
Contract type name	GDS Contract
Purpose of contract	General
Contract start date	01/11/2013
Contract end date	

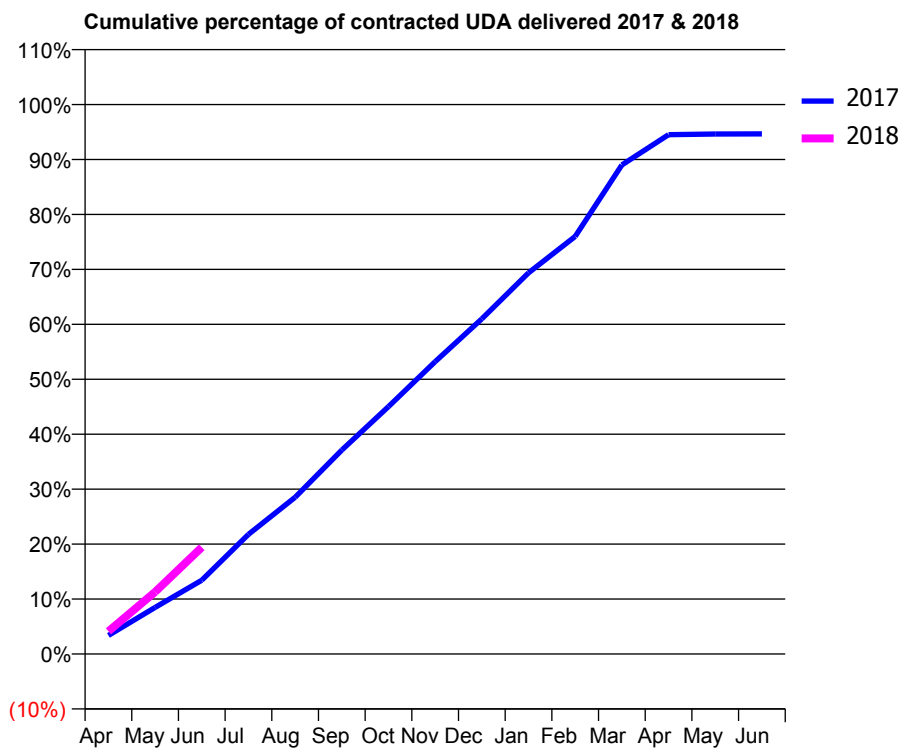
17/18 Contracted general activity (UDA)	20,915
Carry forward general activity (UDA)	0
17/18 Contracted orthodontic activity (UOA)	0
Carry forward orthodontic activity (UOA)	0
Baseline contract value	£445,422.26

ACCESS*

Patients seen in 24 months	Total	Change since previous quarter
Quarter ending June 2016	6,387	
Quarter ending September 2016	6,326	→
Quarter ending December 2016	6,328	→
Quarter ending March 2017	6,433	→
Quarter ending June 2017	6,480	→
Variance since June 2016	1.5%	→



ACTIVITY



Month	Adjusted Scheduled Activity (UDA)	
	2017	2018
April	755	866
May	1,893	2,360
June	2,994	4,061
July	4,860	
August	6,361	
September	8,279	
October	10,046	
November	11,867	
December	13,608	
January	15,472	
February	16,951	
March	19,851	
April	21,078	
May	21,108	
June	21,112	

QUALITY

	Quantity	Base Number	Contract	LHB	Wales
% of FP17s for the same patient ID Re-attending within 3 months - Children	35	657	5.3%	8.3%	11.2%
% of FP17s for the same patient ID Re-attending within 3 months - Adults	269	1,770	15.2%	14.1%	16.4%
% of FP17s for the same patient ID Re-attending between 3 & 9 months - Children	486	657	74.0%	58.9%	58.1%
% of FP17s for the same patient ID Re-attending between 3 & 9 months - Adults	968	1,770	54.7%	54.5%	54.8%
% of FP17s for Band 1 Urgent Courses	181	1,896	9.5%	8.4%	9.2%
% of FP17s Relating to Free Repair or Replacements	16	1,896	0.8%	0.9%	0.8%
% of FP17s Relating to Continuations	12	1,896	0.6%	1.0%	0.9%
% of Patients satisfied with the dentistry they have received	22	26	84.6%	91.5%	92.1%
% of Patients satisfied with the time they had to wait for an appointment	20	26	76.9%	87.9%	87.5%

* This is based on patients treated on this contract for their most recent course of treatment. Figures in italics indicate the base number of FP17s or Patient Questionnaire responses are less than 100. N/A is shown where the base number of responses is less than 10 during the period. % is calculated as Quantity/Base number*100

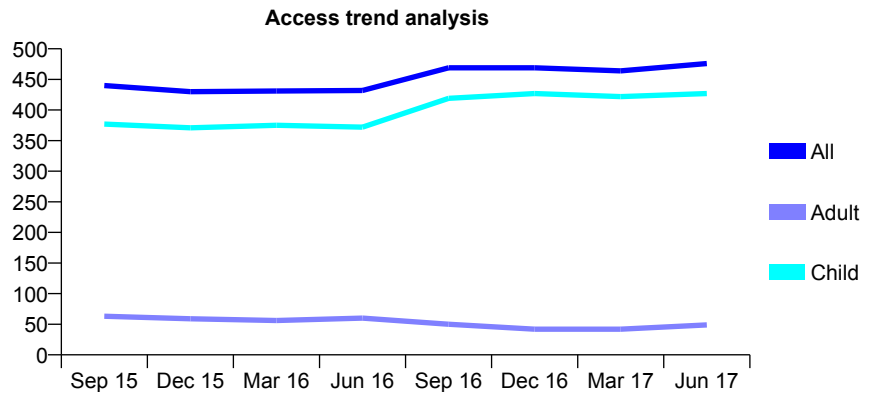
7A1 - Vital Signs At a Glance Contract Report for 170003/0001 - June 2017

Name or company name	Meacher & Associates Limited
Contract type name	GDS Contract
Purpose of contract	General
Contract start date	01/06/2010
Contract end date	

17/18 Contracted general activity (UDA)	975
Carry forward general activity (UDA)	0
17/18 Contracted orthodontic activity (UOA)	0
Carry forward orthodontic activity (UOA)	0
Baseline contract value	£23,337.03

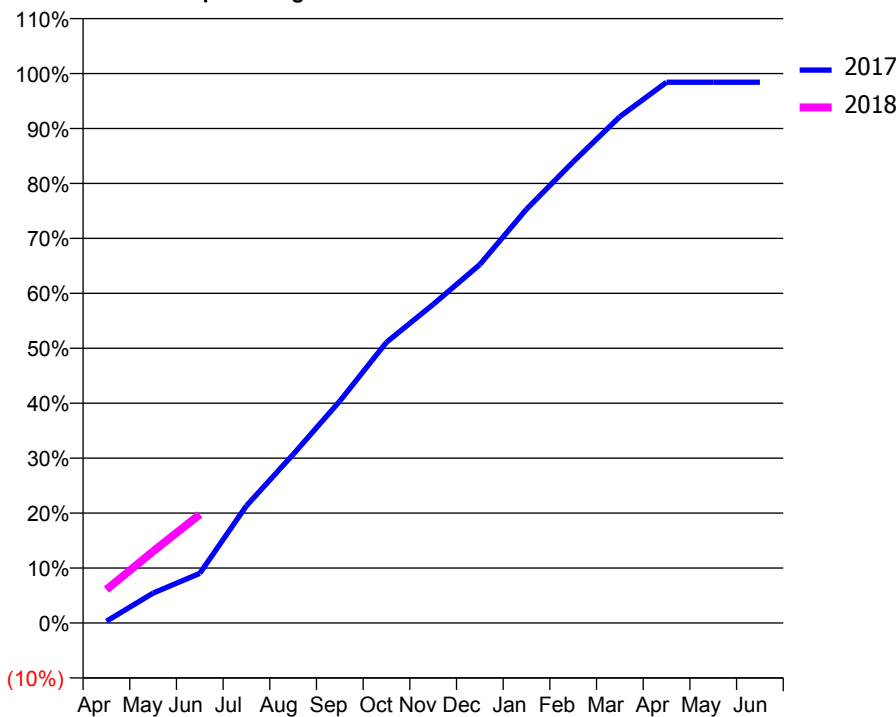
ACCESS*

Patients seen in 24 months	Total	Change since previous quarter
Quarter ending June 2016	432	
Quarter ending September 2016	469	↑
Quarter ending December 2016	469	→
Quarter ending March 2017	464	↓
Quarter ending June 2017	476	↑
Variance since June 2016	10.2%	↑



ACTIVITY

Cumulative percentage of contracted UDA delivered 2017 & 2018



Month	Adjusted Scheduled Activity (UDA)	
	2017	2018
April	3	59
May	53	127
June	88	193
July	208	
August	299	
September	394	
October	498	
November	565	
December	636	
January	734	
February	818	
March	899	
April	960	
May	960	
June	960	

QUALITY

	Quantity	Base Number	Contract	LHB	Wales
% of FP17s for the same patient ID Re-attending within 3 months - Children	6	191	3.1%	8.3%	11.2%
% of FP17s for the same patient ID Re-attending within 3 months - Adults	0	0	N/A	14.1%	16.4%
% of FP17s for the same patient ID Re-attending between 3 & 9 months - Children	138	191	72.3%	58.9%	58.1%
% of FP17s for the same patient ID Re-attending between 3 & 9 months - Adults	0	0	N/A	54.5%	54.8%
% of FP17s for Band 1 Urgent Courses	4	146	2.7%	8.4%	9.2%
% of FP17s Relating to Free Repair or Replacements	0	146	0.0%	0.9%	0.8%
% of FP17s Relating to Continuations	0	146	0.0%	1.0%	0.9%
% of Patients satisfied with the dentistry they have received	0	0	N/A	91.5%	92.1%
% of Patients satisfied with the time they had to wait for an appointment	0	0	N/A	87.9%	87.5%

* This is based on patients treated on this contract for their most recent course of treatment. Figures in italics indicate the base number of FP17s or Patient Questionnaire responses are less than 100. N/A is shown where the base number of responses is less than 10 during the period. % is calculated as Quantity/Base number*100

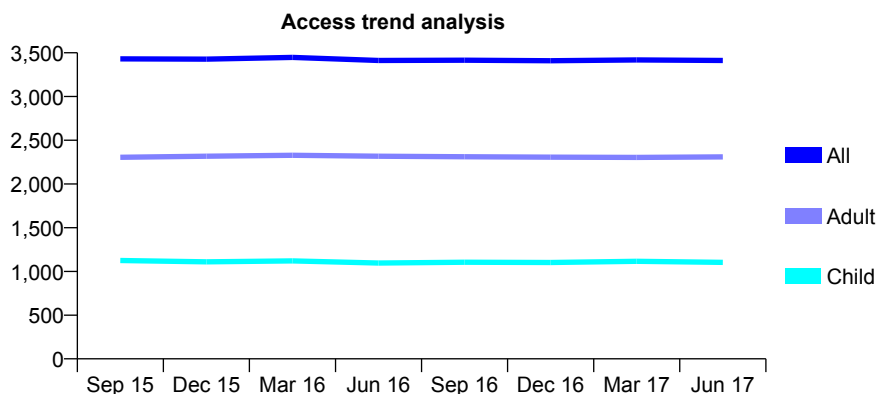
7A1 - Vital Signs At a Glance Contract Report for 173185/0001 - June 2017

Name or company name	Deintyddfa Deudraeth Dental Care Ltd.
Contract type name	GDS Contract
Purpose of contract	General and Orthodontic
Contract start date	01/05/2010
Contract end date	

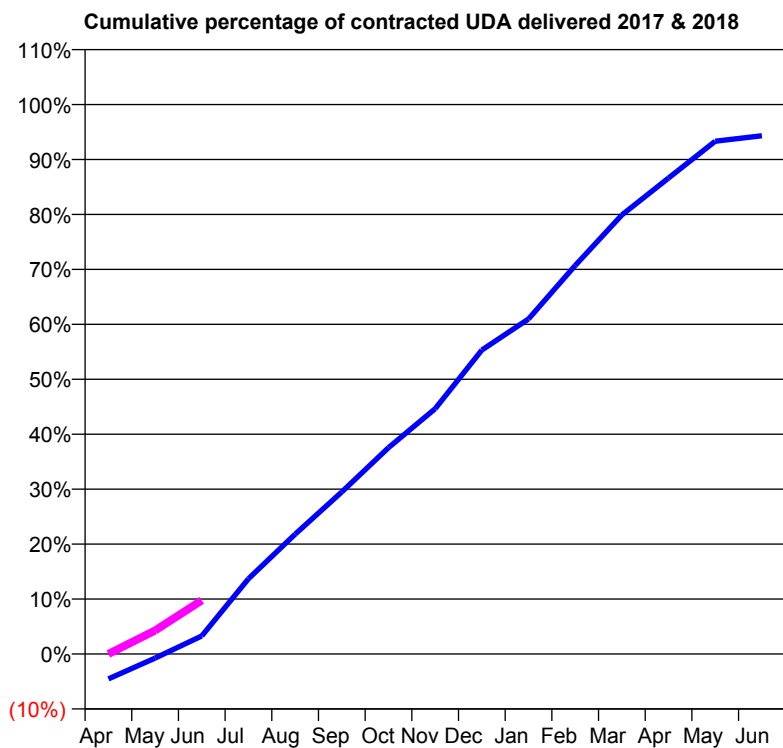
17/18 Contracted general activity (UDA)	9,059
Carry forward general activity (UDA)	0
17/18 Contracted orthodontic activity (UOA)	1,143
Carry forward orthodontic activity (UOA)	0
Baseline contract value	£327,884.94

ACCESS*

Patients seen in 24 months	Total	Change since previous quarter
Quarter ending June 2016	3,413	
Quarter ending September 2016	3,416	→
Quarter ending December 2016	3,409	→
Quarter ending March 2017	3,419	→
Quarter ending June 2017	3,413	→
Variance since June 2016	0.0%	→



ACTIVITY



Month	Adjusted Scheduled Activity (UDA)	
	2017	2018
April	-413	0
May	-70	388
June	298	884
July	1,240	
August	1,976	
September	2,672	
October	3,403	
November	4,044	
December	5,012	
January	5,524	
February	6,405	
March	7,238	
April	7,846	
May	8,453	
June	8,544	

QUALITY

	Quantity	Base Number	Contract	LHB	Wales
% of FP17s for the same patient ID Re-attending within 3 months - Children	43	486	8.8%	8.3%	11.2%
% of FP17s for the same patient ID Re-attending within 3 months - Adults	92	871	10.6%	14.1%	16.4%
% of FP17s for the same patient ID Re-attending between 3 & 9 months - Children	293	486	60.3%	58.9%	58.1%
% of FP17s for the same patient ID Re-attending between 3 & 9 months - Adults	519	871	59.6%	54.5%	54.8%
% of FP17s for Band 1 Urgent Courses	11	642	1.7%	8.4%	9.2%
% of FP17s Relating to Free Repair or Replacements	0	642	0.0%	0.9%	0.8%
% of FP17s Relating to Continuations	13	642	2.0%	1.0%	0.9%
% of Patients satisfied with the dentistry they have received	9	9	N/A	91.5%	92.1%
% of Patients satisfied with the time they had to wait for an appointment	9	9	N/A	87.9%	87.5%

* This is based on patients treated on this contract for their most recent course of treatment. Figures in italics indicate the base number of FP17s or Patient Questionnaire responses are less than 100. N/A is shown where the base number of responses is less than 10 during the period. % is calculated as Quantity/Base number*100

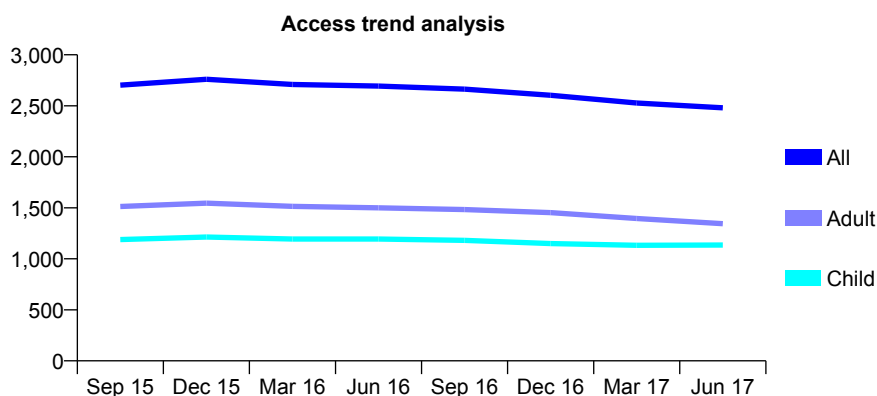
7A1 - Vital Signs At a Glance Contract Report for 173223/0001 - June 2017

Name or company name	The Kandy Lodge Dental Practice Partners
Contract type name	GDS Contract
Purpose of contract	General
Contract start date	01/12/2013
Contract end date	

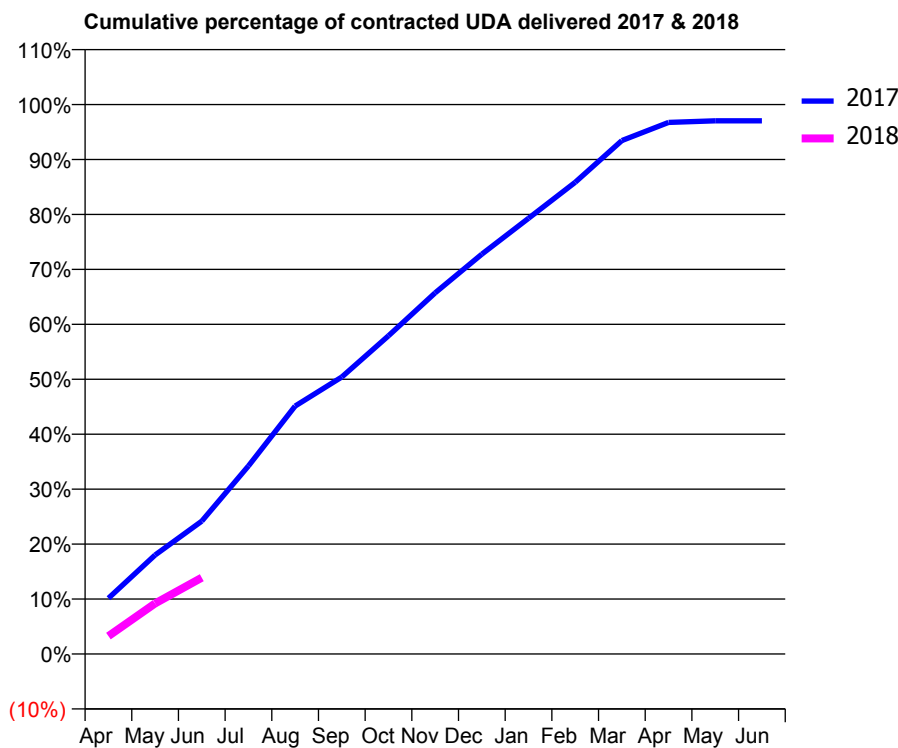
17/18 Contracted general activity (UDA)	8,624
Carry forward general activity (UDA)	0
17/18 Contracted orthodontic activity (UOA)	0
Carry forward orthodontic activity (UOA)	0
Baseline contract value	£163,904.12

ACCESS*

Patients seen in 24 months	Total	Change since previous quarter
Quarter ending June 2016	2,694	
Quarter ending September 2016	2,664	↓
Quarter ending December 2016	2,603	↓
Quarter ending March 2017	2,528	↓
Quarter ending June 2017	2,480	↓
Variance since June 2016	(7.9%)	↓



ACTIVITY



Month	Adjusted Scheduled Activity (UDA)	
	2017	2018
April	804	282
May	1,426	795
June	1,916	1,198
July	2,710	
August	3,573	
September	3,993	
October	4,587	
November	5,205	
December	5,763	
January	6,280	
February	6,800	
March	7,400	
April	7,662	
May	7,685	
June	7,686	

QUALITY

	Quantity	Base Number	Contract	LHB	Wales
% of FP17s for the same patient ID Re-attending within 3 months - Children	21	410	5.1%	8.3%	11.2%
% of FP17s for the same patient ID Re-attending within 3 months - Adults	50	352	14.2%	14.1%	16.4%
% of FP17s for the same patient ID Re-attending between 3 & 9 months - Children	283	410	69.0%	58.9%	58.1%
% of FP17s for the same patient ID Re-attending between 3 & 9 months - Adults	191	352	54.3%	54.5%	54.8%
% of FP17s for Band 1 Urgent Courses	53	648	8.2%	8.4%	9.2%
% of FP17s Relating to Free Repair or Replacements	0	648	0.0%	0.9%	0.8%
% of FP17s Relating to Continuations	3	648	0.5%	1.0%	0.9%
% of Patients satisfied with the dentistry they have received	0	1	N/A	91.5%	92.1%
% of Patients satisfied with the time they had to wait for an appointment	1	1	N/A	87.9%	87.5%

* This is based on patients treated on this contract for their most recent course of treatment. Figures in italics indicate the base number of FP17s or Patient Questionnaire responses are less than 100. N/A is shown where the base number of responses is less than 10 during the period. % is calculated as Quantity/Base number*100

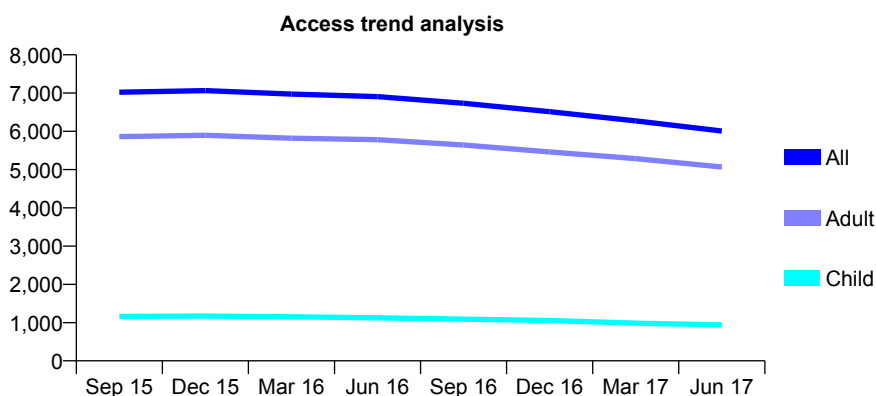
7A1 - Vital Signs At a Glance Contract Report for 175145/0001 - June 2017

Name or company name	Rhyl and Abergele Elwy Dental Partnership
Contract type name	GDS Contract
Purpose of contract	General
Contract start date	01/03/2011
Contract end date	

17/18 Contracted general activity (UDA)	20,786
Carry forward general activity (UDA)	0
17/18 Contracted orthodontic activity (UOA)	0
Carry forward orthodontic activity (UOA)	0
Baseline contract value	£560,761.90

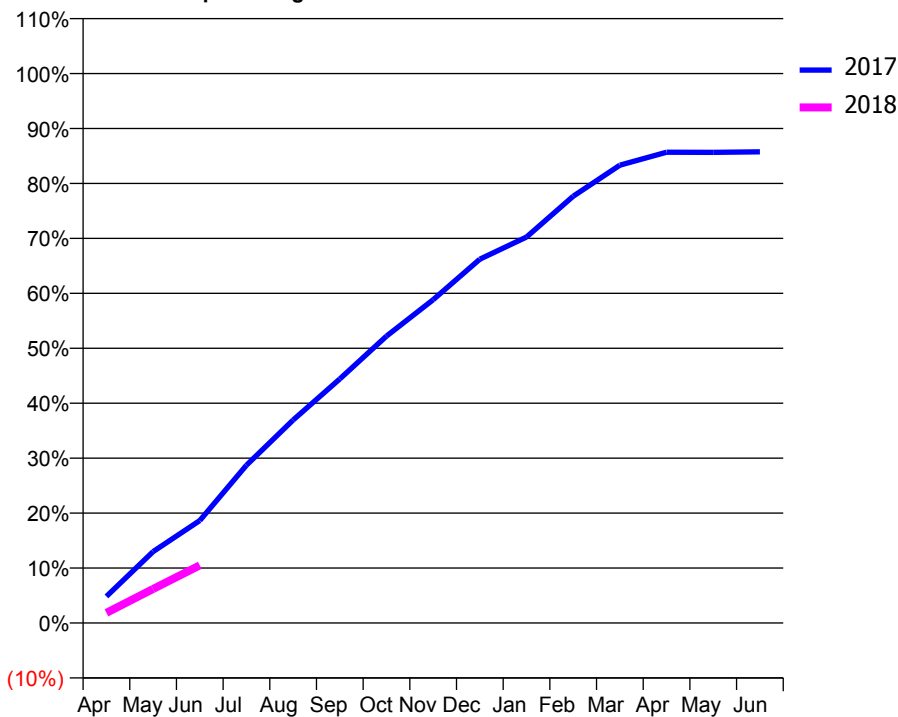
ACCESS*

Patients seen in 24 months	Total	Change since previous quarter
Quarter ending June 2016	6,907	
Quarter ending September 2016	6,734	↓
Quarter ending December 2016	6,513	↓
Quarter ending March 2017	6,273	↓
Quarter ending June 2017	6,008	↓
Variance since June 2016	(13.0%)	↓



ACTIVITY

Cumulative percentage of contracted UDA delivered 2017 & 2018



Month	Adjusted Scheduled Activity (UDA)	
	2017	2018
April	864	387
May	2,315	1,290
June	3,320	2,184
July	5,112	
August	6,577	
September	7,907	
October	9,294	
November	10,474	
December	11,787	
January	12,504	
February	13,826	
March	14,831	
April	15,251	
May	15,248	
June	15,264	

QUALITY

	Quantity	Base Number	Contract	LHB	Wales
% of FP17s for the same patient ID Re-attending within 3 months - Children	7	169	4.1%	8.3%	11.2%
% of FP17s for the same patient ID Re-attending within 3 months - Adults	116	1,092	10.6%	14.1%	16.4%
% of FP17s for the same patient ID Re-attending between 3 & 9 months - Children	98	169	58.0%	58.9%	58.1%
% of FP17s for the same patient ID Re-attending between 3 & 9 months - Adults	554	1,092	50.7%	54.5%	54.8%
% of FP17s for Band 1 Urgent Courses	115	1,091	10.5%	8.4%	9.2%
% of FP17s Relating to Free Repair or Replacements	5	1,091	0.5%	0.9%	0.8%
% of FP17s Relating to Continuations	5	1,091	0.5%	1.0%	0.9%
% of Patients satisfied with the dentistry they have received	31	35	88.6%	91.5%	92.1%
% of Patients satisfied with the time they had to wait for an appointment	23	35	65.7%	87.9%	87.5%

* This is based on patients treated on this contract for their most recent course of treatment. Figures in italics indicate the base number of FP17s or Patient Questionnaire responses are less than 100. N/A is shown where the base number of responses is less than 10 during the period. % is calculated as Quantity/Base number*100

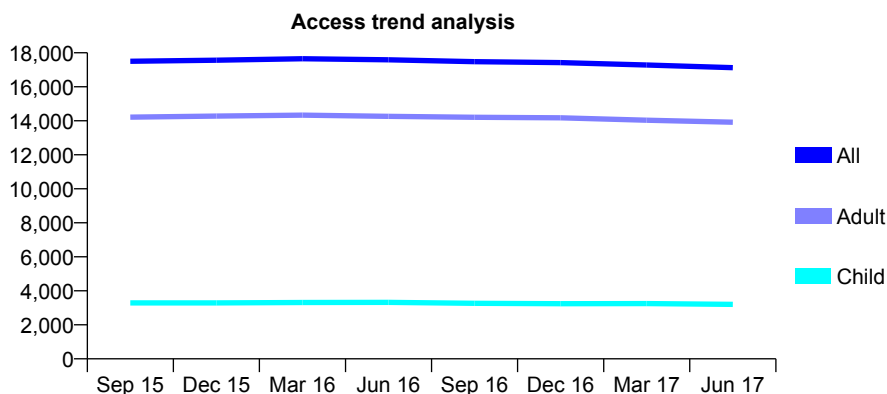
7A1 - Vital Signs At a Glance Contract Report for 175145/0002 - June 2017

Name or company name	Rhyl and Abergele Elwy Dental Partnership
Contract type name	GDS Contract
Purpose of contract	General and Orthodontic
Contract start date	01/03/2011
Contract end date	

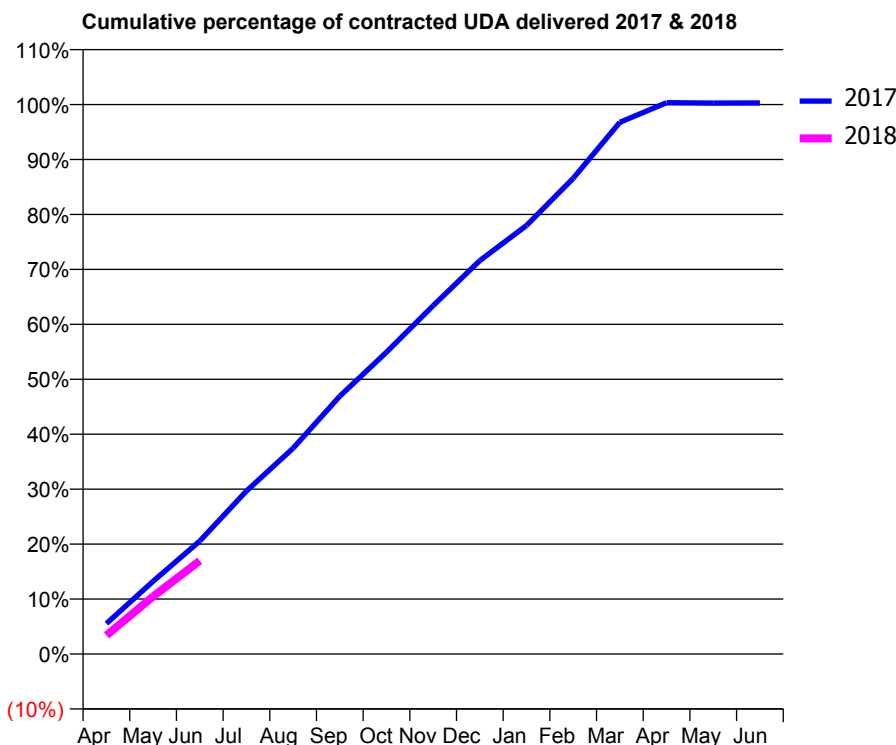
17/18 Contracted general activity (UDA)	49,009
Carry forward general activity (UDA)	0
17/18 Contracted orthodontic activity (UOA)	827
Carry forward orthodontic activity (UOA)	0
Baseline contract value	£1,406,205.11

ACCESS*

Patients seen in 24 months	Total	Change since previous quarter
Quarter ending June 2016	17,587	
Quarter ending September 2016	17,476	→
Quarter ending December 2016	17,420	→
Quarter ending March 2017	17,283	→
Quarter ending June 2017	17,126	→
Variance since June 2016	(2.6%)	↓



ACTIVITY



Month	Adjusted Scheduled Activity (UDA)	
	2017	2018
April	2,719	1,664
May	6,482	5,129
June	10,083	8,318
July	14,535	
August	18,362	
September	22,992	
October	26,918	
November	31,067	
December	35,096	
January	38,220	
February	42,424	
March	47,424	
April	49,176	
May	49,142	
June	49,143	

QUALITY

	Quantity	Base Number	Contract	LHB	Wales
% of FP17s for the same patient ID Re-attending within 3 months - Children	62	948	6.5%	8.3%	11.2%
% of FP17s for the same patient ID Re-attending within 3 months - Adults	450	3,911	11.5%	14.1%	16.4%
% of FP17s for the same patient ID Re-attending between 3 & 9 months - Children	392	948	41.4%	58.9%	58.1%
% of FP17s for the same patient ID Re-attending between 3 & 9 months - Adults	1,394	3,911	35.6%	54.5%	54.8%
% of FP17s for Band 1 Urgent Courses	269	4,051	6.6%	8.4%	9.2%
% of FP17s Relating to Free Repair or Replacements	11	4,051	0.3%	0.9%	0.8%
% of FP17s Relating to Continuations	55	4,051	1.4%	1.0%	0.9%
% of Patients satisfied with the dentistry they have received	56	65	86.2%	91.5%	92.1%
% of Patients satisfied with the time they had to wait for an appointment	57	65	87.7%	87.9%	87.5%

* This is based on patients treated on this contract for their most recent course of treatment. Figures in italics indicate the base number of FP17s or Patient Questionnaire responses are less than 100. N/A is shown where the base number of responses is less than 10 during the period. % is calculated as Quantity/Base number*100

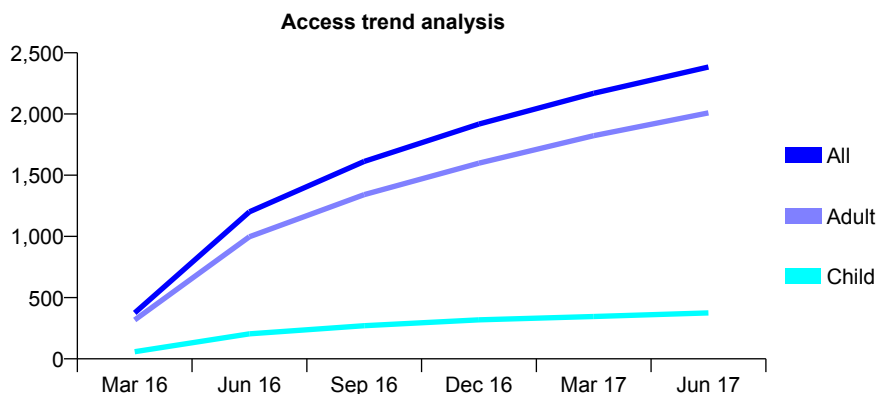
7A1 - Vital Signs At a Glance Contract Report for 175595/0001 - June 2017

Name or company name	MR QM JAFFRI
Contract type name	GDS Contract
Purpose of contract	General
Contract start date	28/12/2015
Contract end date	

17/18 Contracted general activity (UDA)	10,749
Carry forward general activity (UDA)	0
17/18 Contracted orthodontic activity (UOA)	0
Carry forward orthodontic activity (UOA)	0
Baseline contract value	£264,700.97

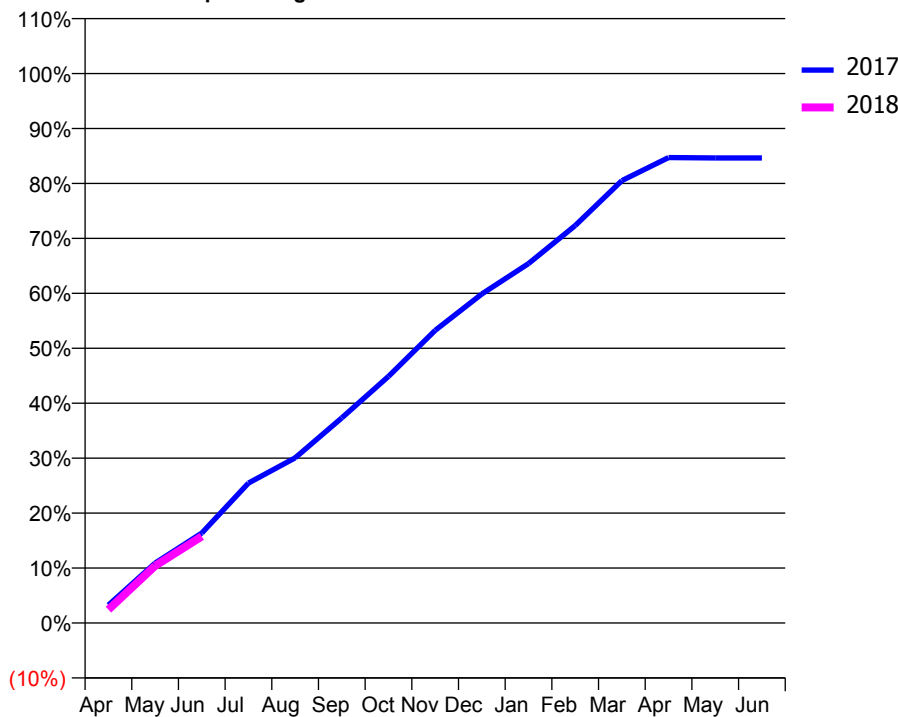
ACCESS*

Patients seen in 24 months	Total	Change since previous quarter
Quarter ending June 2016	1,201	
Quarter ending September 2016	1,613	↑
Quarter ending December 2016	1,918	↑
Quarter ending March 2017	2,169	↑
Quarter ending June 2017	2,384	↑
Variance since June 2016	98.5%	↑



ACTIVITY

Cumulative percentage of contracted UDA delivered 2017 & 2018



Adjusted Scheduled Activity (UDA)

Month	2017	2018
April	318	262
May	1,065	1,118
June	1,599	1,693
July	2,487	
August	2,935	
September	3,647	
October	4,384	
November	5,200	
December	5,847	
January	6,389	
February	7,064	
March	7,861	
April	8,271	
May	8,265	
June	8,265	

QUALITY

	Quantity	Base Number	Contract	LHB	Wales
% of FP17s for the same patient ID Re-attending within 3 months - Children	4	135	3.0%	8.3%	11.2%
% of FP17s for the same patient ID Re-attending within 3 months - Adults	65	764	8.5%	14.1%	16.4%
% of FP17s for the same patient ID Re-attending between 3 & 9 months - Children	60	135	44.4%	58.9%	58.1%
% of FP17s for the same patient ID Re-attending between 3 & 9 months - Adults	365	764	47.8%	54.5%	54.8%
% of FP17s for Band 1 Urgent Courses	51	755	6.8%	8.4%	9.2%
% of FP17s Relating to Free Repair or Replacements	6	755	0.8%	0.9%	0.8%
% of FP17s Relating to Continuations	7	755	0.9%	1.0%	0.9%
% of Patients satisfied with the dentistry they have received	14	14	100.0%	91.5%	92.1%
% of Patients satisfied with the time they had to wait for an appointment	10	14	71.4%	87.9%	87.5%

* This is based on patients treated on this contract for their most recent course of treatment. Figures in italics indicate the base number of FP17s or Patient Questionnaire responses are less than 100. N/A is shown where the base number of responses is less than 10 during the period. % is calculated as Quantity/Base number*100

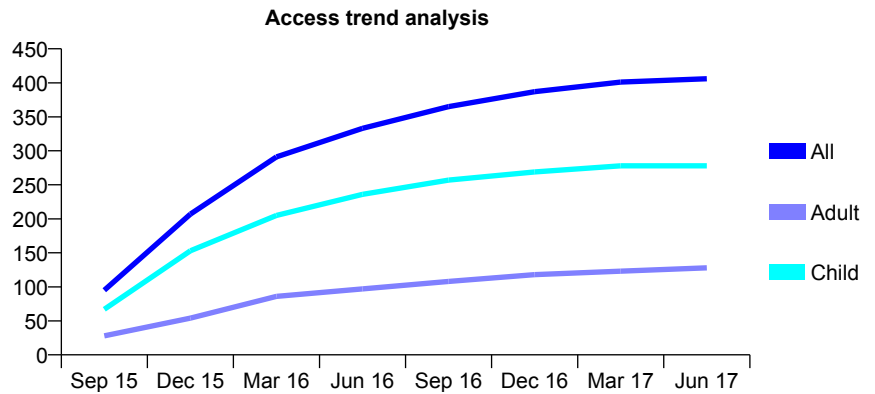
7A1 - Vital Signs At a Glance Contract Report for 175897/0001 - June 2017

Name or company name	C Aston
Contract type name	GDS Contract
Purpose of contract	General
Contract start date	25/07/2015
Contract end date	

17/18 Contracted general activity (UDA)	1,160
Carry forward general activity (UDA)	0
17/18 Contracted orthodontic activity (UOA)	0
Carry forward orthodontic activity (UOA)	0
Baseline contract value	£27,403.04

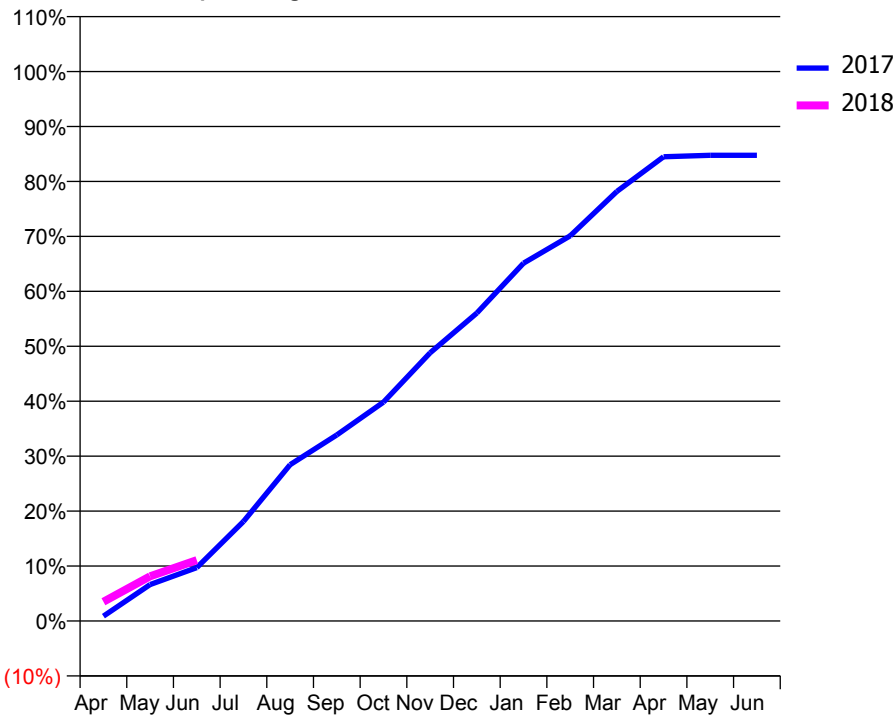
ACCESS*

Patients seen in 24 months	Total	Change since previous quarter
Quarter ending June 2016	333	
Quarter ending September 2016	365	↑
Quarter ending December 2016	387	↑
Quarter ending March 2017	401	↑
Quarter ending June 2017	406	→
Variance since June 2016	21.9%	↑



ACTIVITY

Cumulative percentage of contracted UDA delivered 2017 & 2018



Month	Adjusted Scheduled Activity (UDA)	
	2017	2018
April	10	41
May	77	94
June	113	128
July	210	
August	330	
September	393	
October	462	
November	566	
December	650	
January	755	
February	813	
March	907	
April	980	
May	983	
June	983	

QUALITY

	Quantity	Base Number	Contract	LHB	Wales
% of FP17s for the same patient ID Re-attending within 3 months - Children	9	95	9.5%	8.3%	11.2%
% of FP17s for the same patient ID Re-attending within 3 months - Adults	5	29	17.2%	14.1%	16.4%
% of FP17s for the same patient ID Re-attending between 3 & 9 months - Children	60	95	63.2%	58.9%	58.1%
% of FP17s for the same patient ID Re-attending between 3 & 9 months - Adults	12	29	41.4%	54.5%	54.8%
% of FP17s for Band 1 Urgent Courses	7	92	7.6%	8.4%	9.2%
% of FP17s Relating to Free Repair or Replacements	0	92	0.0%	0.9%	0.8%
% of FP17s Relating to Continuations	0	92	0.0%	1.0%	0.9%
% of Patients satisfied with the dentistry they have received	2	3	N/A	91.5%	92.1%
% of Patients satisfied with the time they had to wait for an appointment	2	3	N/A	87.9%	87.5%

* This is based on patients treated on this contract for their most recent course of treatment. Figures in italics indicate the base number of FP17s or Patient Questionnaire responses are less than 100. N/A is shown where the base number of responses is less than 10 during the period. % is calculated as Quantity/Base number*100

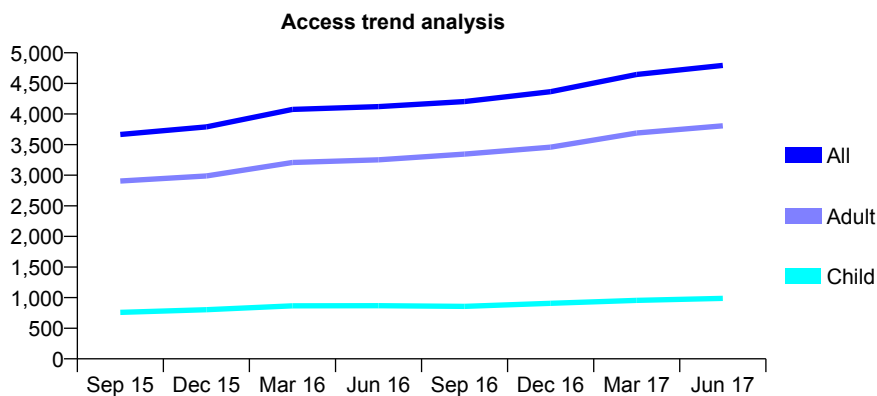
7A1 - Vital Signs At a Glance Contract Report for 182532/0001 - June 2017

Name or company name	R Jotangia
Contract type name	GDS Contract
Purpose of contract	General
Contract start date	18/04/2012
Contract end date	

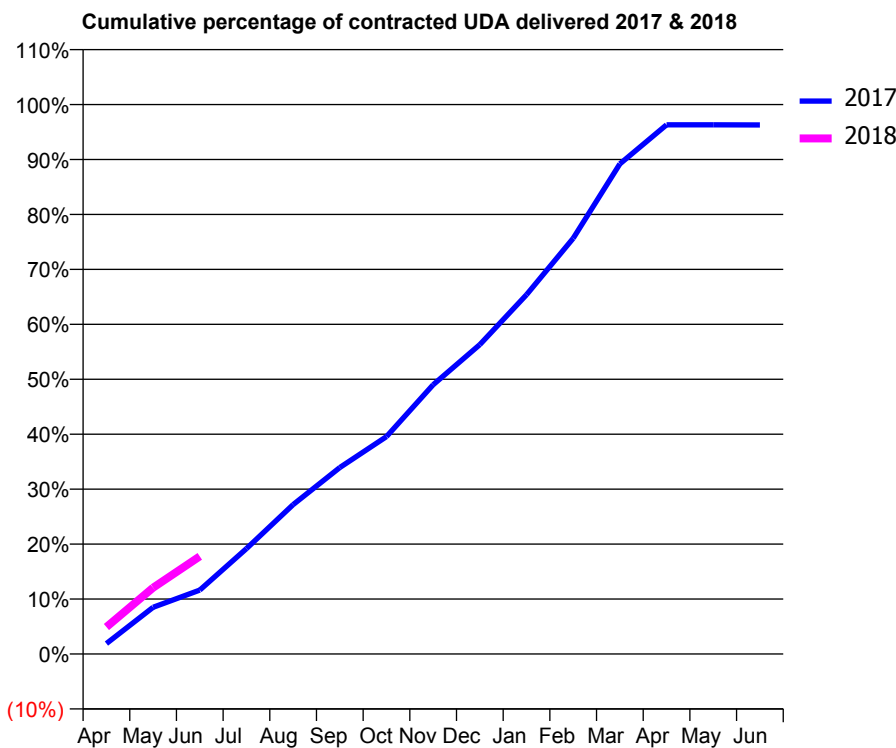
17/18 Contracted general activity (UDA)	13,895
Carry forward general activity (UDA)	0
17/18 Contracted orthodontic activity (UOA)	0
Carry forward orthodontic activity (UOA)	0
Baseline contract value	£323,815.41

ACCESS*

Patients seen in 24 months	Total	Change since previous quarter
Quarter ending June 2016	4,120	
Quarter ending September 2016	4,203	↑
Quarter ending December 2016	4,366	↑
Quarter ending March 2017	4,645	↑
Quarter ending June 2017	4,794	↑
Variance since June 2016	16.4%	↑



ACTIVITY



Month	Adjusted Scheduled Activity (UDA)	
	2017	2018
April	320	682
May	1,433	1,677
June	1,959	2,471
July	3,227	
August	4,577	
September	5,712	
October	6,662	
November	8,248	
December	9,478	
January	11,005	
February	12,735	
March	15,012	
April	16,208	
May	16,208	
June	16,205	

QUALITY

	Quantity	Base Number	Contract	LHB	Wales
% of FP17s for the same patient ID Re-attending within 3 months - Children	35	324	10.8%	8.3%	11.2%
% of FP17s for the same patient ID Re-attending within 3 months - Adults	161	1,061	15.2%	14.1%	16.4%
% of FP17s for the same patient ID Re-attending between 3 & 9 months - Children	174	324	53.7%	58.9%	58.1%
% of FP17s for the same patient ID Re-attending between 3 & 9 months - Adults	493	1,061	46.5%	54.5%	54.8%
% of FP17s for Band 1 Urgent Courses	66	1,044	6.3%	8.4%	9.2%
% of FP17s Relating to Free Repair or Replacements	4	1,044	0.4%	0.9%	0.8%
% of FP17s Relating to Continuations	37	1,044	3.5%	1.0%	0.9%
% of Patients satisfied with the dentistry they have received	15	17	88.2%	91.5%	92.1%
% of Patients satisfied with the time they had to wait for an appointment	14	17	82.4%	87.9%	87.5%

* This is based on patients treated on this contract for their most recent course of treatment. Figures in italics indicate the base number of FP17s or Patient Questionnaire responses are less than 100. N/A is shown where the base number of responses is less than 10 during the period. % is calculated as Quantity/Base number*100

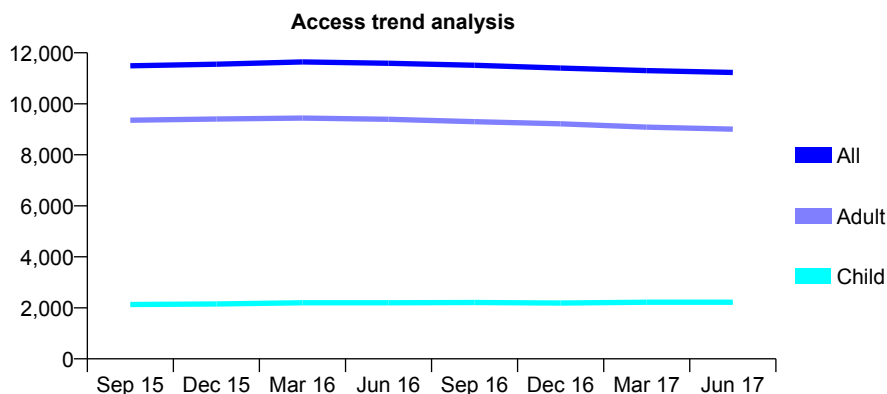
7A1 - Vital Signs At a Glance Contract Report for 186023/0001 - June 2017

Name or company name	RYAN & NAYLOR LIMITED
Contract type name	GDS Contract
Purpose of contract	General
Contract start date	01/05/2012
Contract end date	

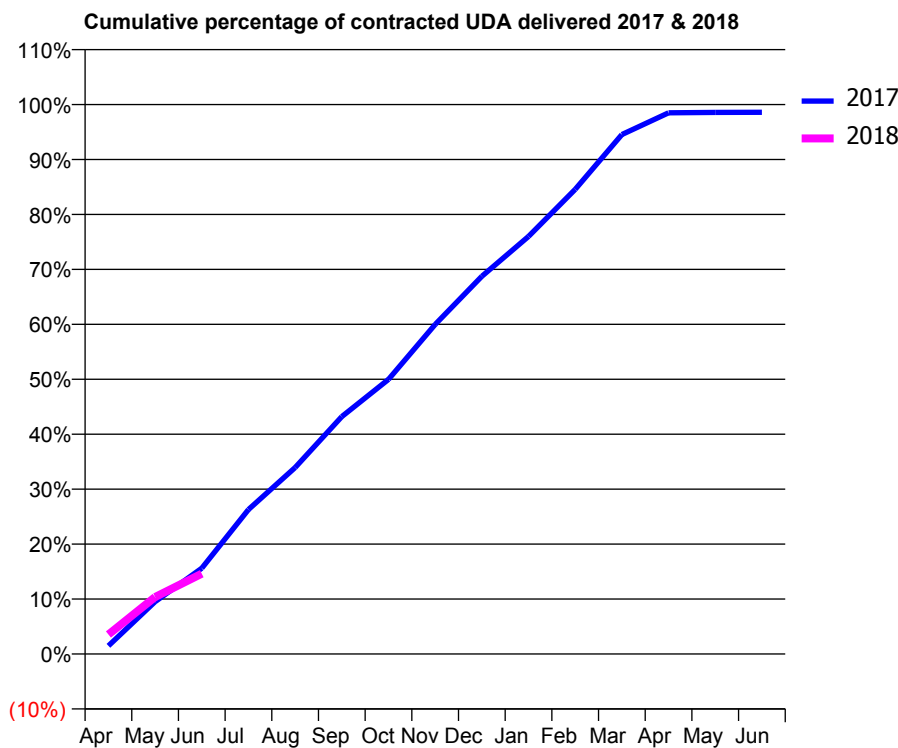
17/18 Contracted general activity (UDA)	37,092
Carry forward general activity (UDA)	0
17/18 Contracted orthodontic activity (UOA)	0
Carry forward orthodontic activity (UOA)	0
Baseline contract value	£861,716.29

ACCESS*

Patients seen in 24 months	Total	Change since previous quarter
Quarter ending June 2016	11,592	
Quarter ending September 2016	11,510	→
Quarter ending December 2016	11,402	→
Quarter ending March 2017	11,303	→
Quarter ending June 2017	11,228	→
Variance since June 2016	(3.1%)	↓



ACTIVITY



Month	Adjusted Scheduled Activity (UDA)	
	2017	2018
April	556	1,322
May	3,533	3,848
June	5,788	5,427
July	9,750	
August	12,586	
September	16,026	
October	18,535	
November	22,242	
December	25,500	
January	28,184	
February	31,361	
March	35,060	
April	36,531	
May	36,554	
June	36,564	

QUALITY

	Quantity	Base Number	Contract	LHB	Wales
% of FP17s for the same patient ID Re-attending within 3 months - Children	46	743	6.2%	8.3%	11.2%
% of FP17s for the same patient ID Re-attending within 3 months - Adults	364	2,736	13.3%	14.1%	16.4%
% of FP17s for the same patient ID Re-attending between 3 & 9 months - Children	447	743	60.2%	58.9%	58.1%
% of FP17s for the same patient ID Re-attending between 3 & 9 months - Adults	1,771	2,736	64.7%	54.5%	54.8%
% of FP17s for Band 1 Urgent Courses	142	2,838	5.0%	8.4%	9.2%
% of FP17s Relating to Free Repair or Replacements	15	2,838	0.5%	0.9%	0.8%
% of FP17s Relating to Continuations	21	2,838	0.7%	1.0%	0.9%
% of Patients satisfied with the dentistry they have received	34	35	97.1%	91.5%	92.1%
% of Patients satisfied with the time they had to wait for an appointment	34	35	97.1%	87.9%	87.5%

* This is based on patients treated on this contract for their most recent course of treatment. Figures in italics indicate the base number of FP17s or Patient Questionnaire responses are less than 100. N/A is shown where the base number of responses is less than 10 during the period. % is calculated as Quantity/Base number*100

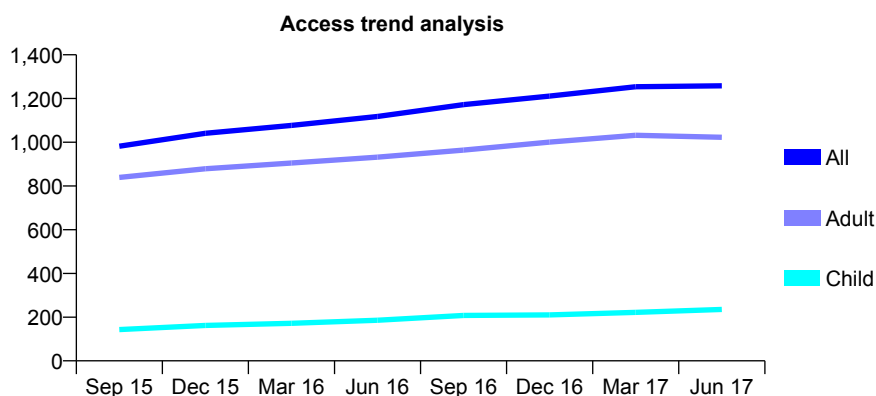
7A1 - Vital Signs At a Glance Contract Report for 187011/0002 - June 2017

Name or company name	Betsi Cadwaladr University Health Board
Contract type name	PDS Contract
Purpose of contract	General
Contract start date	01/04/2006
Contract end date	31/03/2018

17/18 Contracted general activity (UDA)	3,605
Carry forward general activity (UDA)	0
17/18 Contracted orthodontic activity (UOA)	0
Carry forward orthodontic activity (UOA)	0
Baseline contract value	£69,963.76

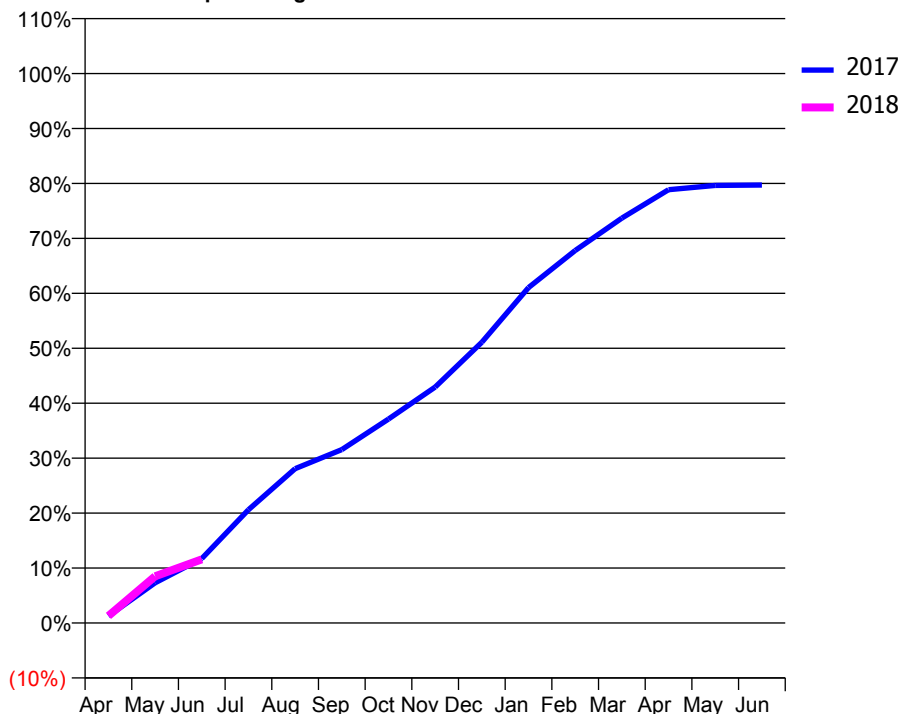
ACCESS*

Patients seen in 24 months	Total	Change since previous quarter
Quarter ending June 2016	1,118	
Quarter ending September 2016	1,172	↑
Quarter ending December 2016	1,211	↑
Quarter ending March 2017	1,254	↑
Quarter ending June 2017	1,258	→
Variance since June 2016	12.5%	↑



ACTIVITY

Cumulative percentage of contracted UDA delivered 2017 & 2018



Adjusted Scheduled Activity (UDA)

Month	2017	2018
April	46	47
May	264	307
June	423	418
July	743	
August	1,012	
September	1,137	
October	1,338	
November	1,548	
December	1,842	
January	2,201	
February	2,444	
March	2,657	
April	2,843	
May	2,870	
June	2,873	

QUALITY

	Quantity	Base Number	Contract	LHB	Wales
% of FP17s for the same patient ID Re-attending within 3 months - Children	1	42	2.4%	8.3%	11.2%
% of FP17s for the same patient ID Re-attending within 3 months - Adults	20	204	9.8%	14.1%	16.4%
% of FP17s for the same patient ID Re-attending between 3 & 9 months - Children	5	42	11.9%	58.9%	58.1%
% of FP17s for the same patient ID Re-attending between 3 & 9 months - Adults	55	204	27.0%	54.5%	54.8%
% of FP17s for Band 1 Urgent Courses	14	151	9.3%	8.4%	9.2%
% of FP17s Relating to Free Repair or Replacements	0	151	0.0%	0.9%	0.8%
% of FP17s Relating to Continuations	0	151	0.0%	1.0%	0.9%
% of Patients satisfied with the dentistry they have received	3	3	N/A	91.5%	92.1%
% of Patients satisfied with the time they had to wait for an appointment	2	3	N/A	87.9%	87.5%

* This is based on patients treated on this contract for their most recent course of treatment. Figures in italics indicate the base number of FP17s or Patient Questionnaire responses are less than 100. N/A is shown where the base number of responses is less than 10 during the period. % is calculated as Quantity/Base number*100

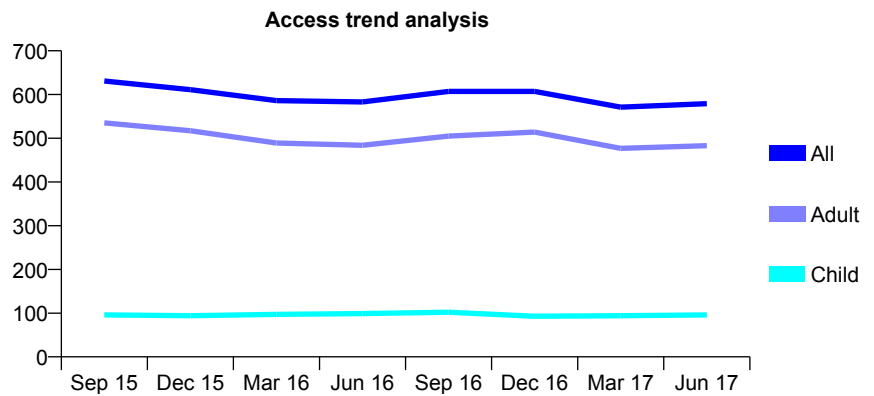
7A1 - Vital Signs At a Glance Contract Report for 187011/0004 - June 2017

Name or company name	Betsi Cadwaladr University Health Board
Contract type name	PDS Contract
Purpose of contract	General
Contract start date	01/04/2006
Contract end date	31/03/2018

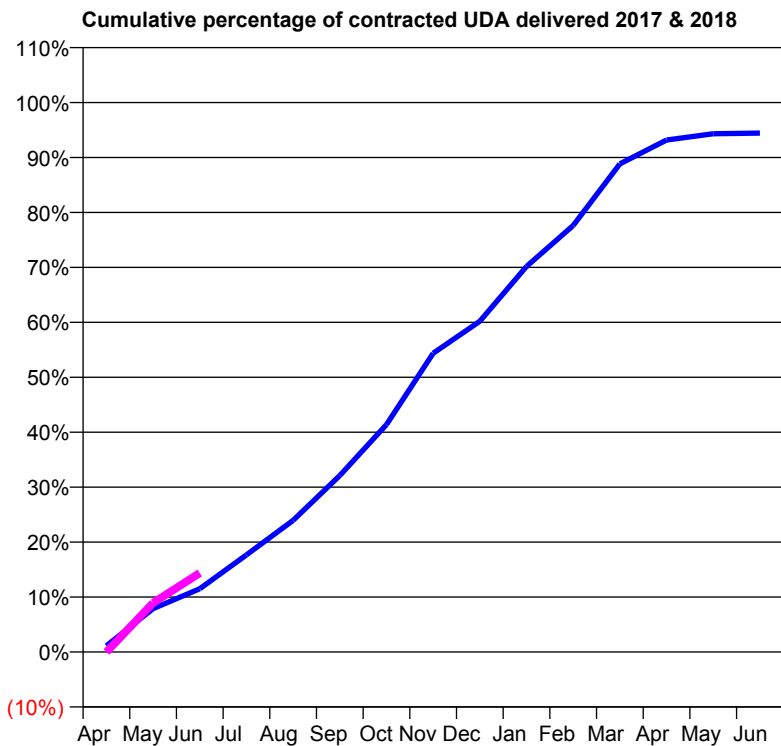
17/18 Contracted general activity (UDA)	1,500
Carry forward general activity (UDA)	0
17/18 Contracted orthodontic activity (UOA)	0
Carry forward orthodontic activity (UOA)	0
Baseline contract value	£37,143.11

ACCESS*

Patients seen in 24 months	Total	Change since previous quarter
Quarter ending June 2016	583	
Quarter ending September 2016	607	↑
Quarter ending December 2016	607	→
Quarter ending March 2017	571	↓
Quarter ending June 2017	579	→
Variance since June 2016	(0.7%)	→



ACTIVITY



Month	Adjusted Scheduled Activity (UDA)	
	2017	2018
April	17	0
May	119	134
June	173	216
July	265	
August	360	
September	482	
October	621	
November	816	
December	903	
January	1,053	
February	1,164	
March	1,333	
April	1,398	
May	1,415	
June	1,417	

QUALITY

	Quantity	Base Number	Contract	LHB	Wales
% of FP17s for the same patient ID Re-attending within 3 months - Children	0	29	0.0%	8.3%	11.2%
% of FP17s for the same patient ID Re-attending within 3 months - Adults	1	98	1.0%	14.1%	16.4%
% of FP17s for the same patient ID Re-attending between 3 & 9 months - Children	10	29	34.5%	58.9%	58.1%
% of FP17s for the same patient ID Re-attending between 3 & 9 months - Adults	33	98	33.7%	54.5%	54.8%
% of FP17s for Band 1 Urgent Courses	4	91	4.4%	8.4%	9.2%
% of FP17s Relating to Free Repair or Replacements	0	91	0.0%	0.9%	0.8%
% of FP17s Relating to Continuations	0	91	0.0%	1.0%	0.9%
% of Patients satisfied with the dentistry they have received	1	1	N/A	91.5%	92.1%
% of Patients satisfied with the time they had to wait for an appointment	1	1	N/A	87.9%	87.5%

* This is based on patients treated on this contract for their most recent course of treatment. Figures in italics indicate the base number of FP17s or Patient Questionnaire responses are less than 100. N/A is shown where the base number of responses is less than 10 during the period. % is calculated as Quantity/Base number*100

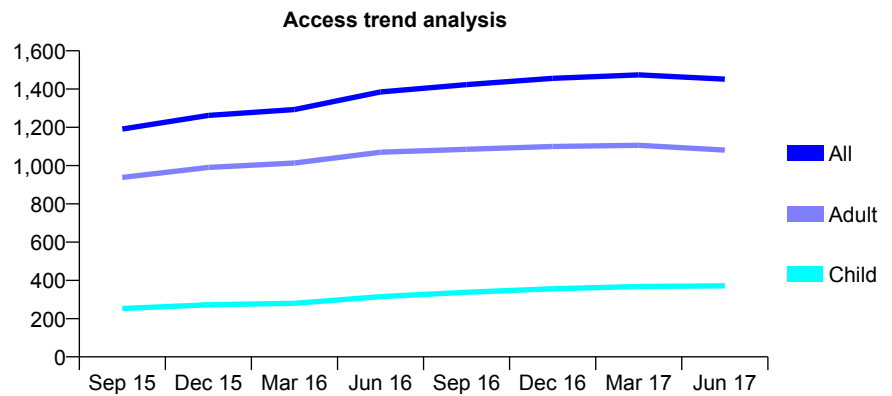
7A1 - Vital Signs At a Glance Contract Report for 187011/0005 - June 2017

Name or company name	Betsi Cadwaladr University Health Board
Contract type name	PDS Contract
Purpose of contract	General
Contract start date	02/04/2006
Contract end date	31/03/2018

17/18 Contracted general activity (UDA)	3,200
Carry forward general activity (UDA)	0
17/18 Contracted orthodontic activity (UOA)	0
Carry forward orthodontic activity (UOA)	0
Baseline contract value	£83,916.90

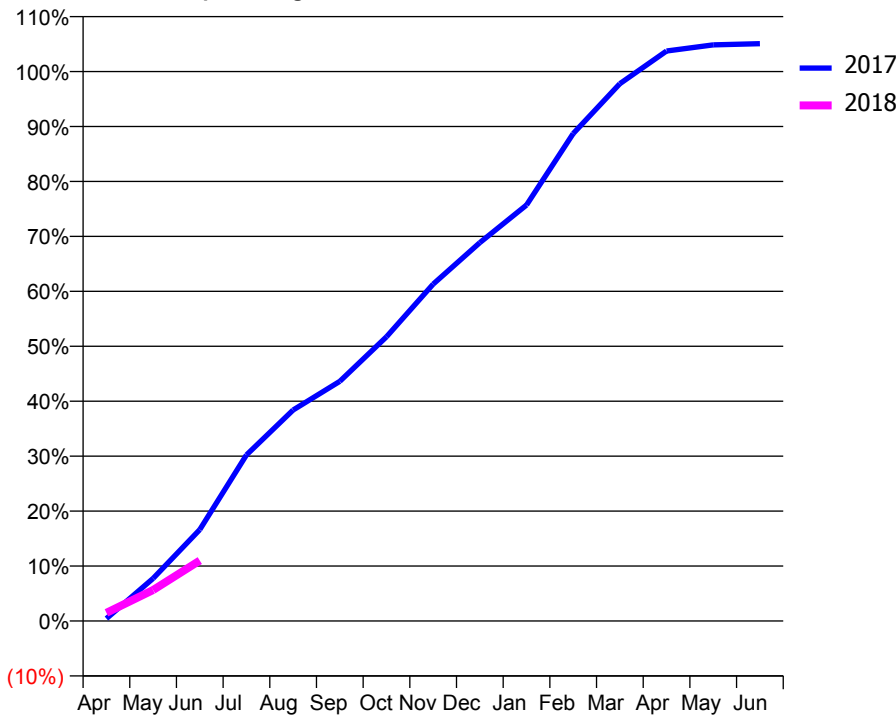
ACCESS*

Patients seen in 24 months	Total	Change since previous quarter
Quarter ending June 2016	1,385	
Quarter ending September 2016	1,423	↑
Quarter ending December 2016	1,456	↑
Quarter ending March 2017	1,474	→
Quarter ending June 2017	1,452	↓
Variance since June 2016	4.8%	↑



ACTIVITY

Cumulative percentage of contracted UDA delivered 2017 & 2018



Month	Adjusted Scheduled Activity (UDA)	
	2017	2018
April	14	47
May	248	180
June	533	352
July	967	
August	1,229	
September	1,396	
October	1,655	
November	1,962	
December	2,204	
January	2,422	
February	2,839	
March	3,129	
April	3,320	
May	3,355	
June	3,362	

QUALITY

	Quantity	Base Number	Contract	LHB	Wales
% of FP17s for the same patient ID Re-attending within 3 months - Children	12	78	15.4%	8.3%	11.2%
% of FP17s for the same patient ID Re-attending within 3 months - Adults	19	225	8.4%	14.1%	16.4%
% of FP17s for the same patient ID Re-attending between 3 & 9 months - Children	24	78	30.8%	58.9%	58.1%
% of FP17s for the same patient ID Re-attending between 3 & 9 months - Adults	87	225	38.7%	54.5%	54.8%
% of FP17s for Band 1 Urgent Courses	10	178	5.6%	8.4%	9.2%
% of FP17s Relating to Free Repair or Replacements	2	178	1.1%	0.9%	0.8%
% of FP17s Relating to Continuations	0	178	0.0%	1.0%	0.9%
% of Patients satisfied with the dentistry they have received	6	7	N/A	91.5%	92.1%
% of Patients satisfied with the time they had to wait for an appointment	6	7	N/A	87.9%	87.5%

* This is based on patients treated on this contract for their most recent course of treatment. Figures in italics indicate the base number of FP17s or Patient Questionnaire responses are less than 100. N/A is shown where the base number of responses is less than 10 during the period. % is calculated as Quantity/Base number*100

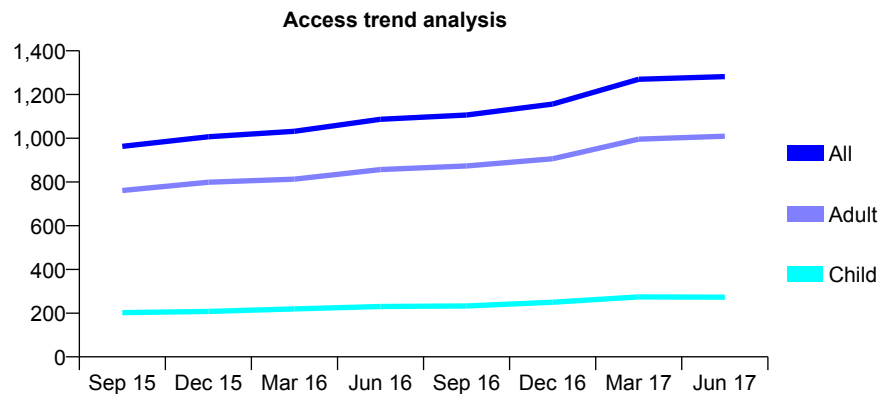
7A1 - Vital Signs At a Glance Contract Report for 188042/0001 - June 2017

Name or company name	T Ferguson
Contract type name	GDS Contract
Purpose of contract	General
Contract start date	01/08/2014
Contract end date	

17/18 Contracted general activity (UDA)	5,811
Carry forward general activity (UDA)	0
17/18 Contracted orthodontic activity (UOA)	0
Carry forward orthodontic activity (UOA)	0
Baseline contract value	£183,221.06

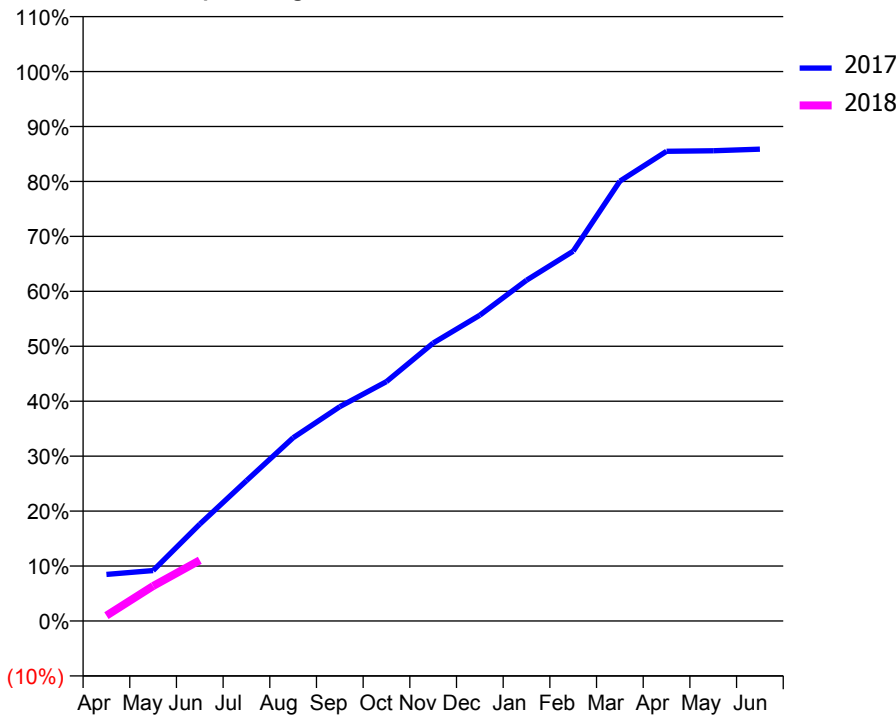
ACCESS*

Patients seen in 24 months	Total	Change since previous quarter
Quarter ending June 2016	1,087	
Quarter ending September 2016	1,106	→
Quarter ending December 2016	1,156	↑
Quarter ending March 2017	1,270	↑
Quarter ending June 2017	1,282	→
Variance since June 2016	17.9%	↑



ACTIVITY

Cumulative percentage of contracted UDA delivered 2017 & 2018



Month	Adjusted Scheduled Activity (UDA)	
	2017	2018
April	493	57
May	534	370
June	1,024	642
July	1,485	
August	1,939	
September	2,266	
October	2,531	
November	2,939	
December	3,234	
January	3,604	
February	3,912	
March	4,652	
April	4,967	
May	4,972	
June	4,989	

QUALITY

	Quantity	Base Number	Contract	LHB	Wales
% of FP17s for the same patient ID Re-attending within 3 months - Children	13	104	12.5%	8.3%	11.2%
% of FP17s for the same patient ID Re-attending within 3 months - Adults	68	408	16.7%	14.1%	16.4%
% of FP17s for the same patient ID Re-attending between 3 & 9 months - Children	74	104	71.2%	58.9%	58.1%
% of FP17s for the same patient ID Re-attending between 3 & 9 months - Adults	269	408	65.9%	54.5%	54.8%
% of FP17s for Band 1 Urgent Courses	5	378	1.3%	8.4%	9.2%
% of FP17s Relating to Free Repair or Replacements	4	378	1.1%	0.9%	0.8%
% of FP17s Relating to Continuations	2	378	0.5%	1.0%	0.9%
% of Patients satisfied with the dentistry they have received	2	2	N/A	91.5%	92.1%
% of Patients satisfied with the time they had to wait for an appointment	2	2	N/A	87.9%	87.5%

* This is based on patients treated on this contract for their most recent course of treatment. Figures in italics indicate the base number of FP17s or Patient Questionnaire responses are less than 100. N/A is shown where the base number of responses is less than 10 during the period. % is calculated as Quantity/Base number*100

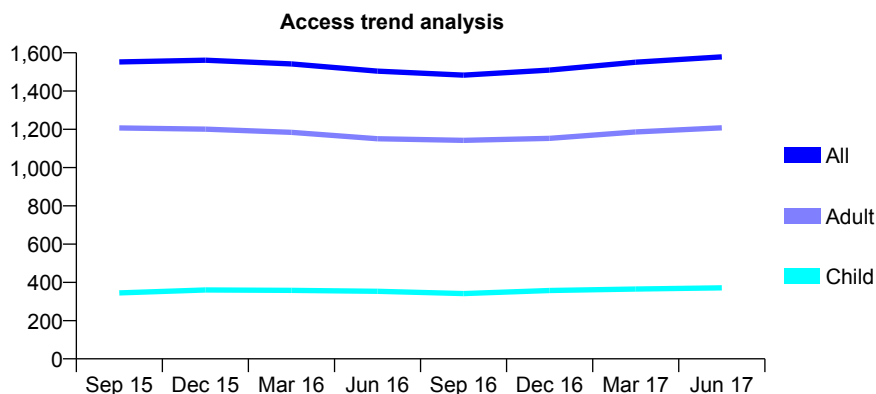
7A1 - Vital Signs At a Glance Contract Report for 192163/0001 - June 2017

Name or company name	Betsi Cadwaladr University Health Board
Contract type name	PDS Contract
Purpose of contract	General
Contract start date	29/03/2010
Contract end date	31/03/2018

17/18 Contracted general activity (UDA)	4,368
Carry forward general activity (UDA)	0
17/18 Contracted orthodontic activity (UOA)	0
Carry forward orthodontic activity (UOA)	0
Baseline contract value	£169,180.85

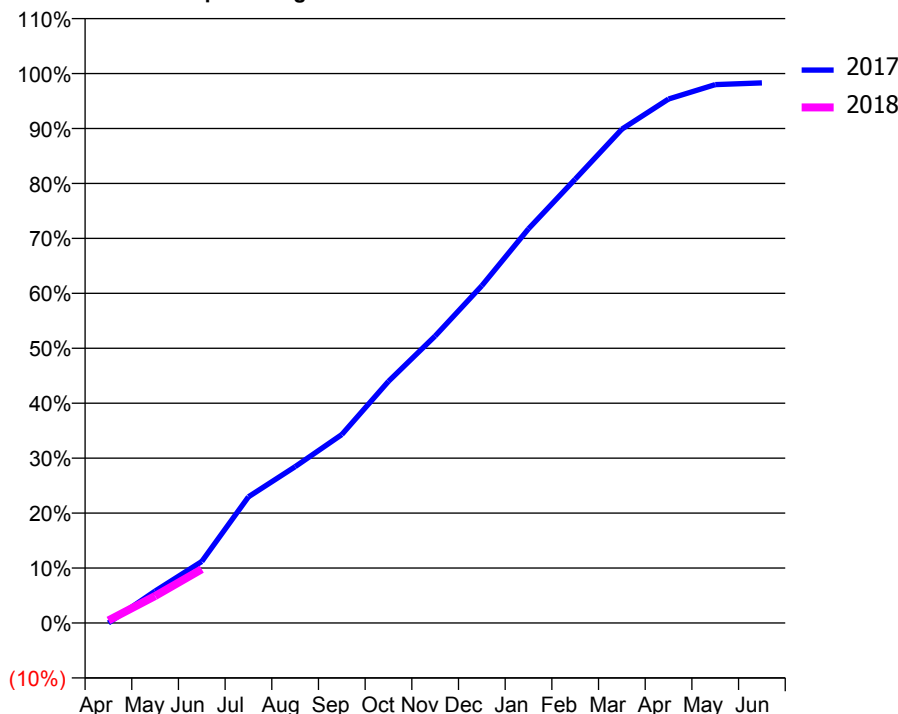
ACCESS*

Patients seen in 24 months	Total	Change since previous quarter
Quarter ending June 2016	1,504	
Quarter ending September 2016	1,483	↓
Quarter ending December 2016	1,510	→
Quarter ending March 2017	1,551	↑
Quarter ending June 2017	1,579	→
Variance since June 2016	5.0%	↑



ACTIVITY

Cumulative percentage of contracted UDA delivered 2017 & 2018



Adjusted Scheduled Activity (UDA)

Month	2017	2018
April	0	20
May	254	214
June	489	427
July	1,003	
August	1,242	
September	1,498	
October	1,921	
November	2,282	
December	2,681	
January	3,133	
February	3,528	
March	3,926	
April	4,165	
May	4,279	
June	4,293	

QUALITY

	Quantity	Base Number	Contract	LHB	Wales
% of FP17s for the same patient ID Re-attending within 3 months - Children	8	96	8.3%	8.3%	11.2%
% of FP17s for the same patient ID Re-attending within 3 months - Adults	51	291	17.5%	14.1%	16.4%
% of FP17s for the same patient ID Re-attending between 3 & 9 months - Children	29	96	30.2%	58.9%	58.1%
% of FP17s for the same patient ID Re-attending between 3 & 9 months - Adults	115	291	39.5%	54.5%	54.8%
% of FP17s for Band 1 Urgent Courses	37	210	17.6%	8.4%	9.2%
% of FP17s Relating to Free Repair or Replacements	2	210	1.0%	0.9%	0.8%
% of FP17s Relating to Continuations	0	210	0.0%	1.0%	0.9%
% of Patients satisfied with the dentistry they have received	8	9	N/A	91.5%	92.1%
% of Patients satisfied with the time they had to wait for an appointment	7	9	N/A	87.9%	87.5%

* This is based on patients treated on this contract for their most recent course of treatment. Figures in italics indicate the base number of FP17s or Patient Questionnaire responses are less than 100. N/A is shown where the base number of responses is less than 10 during the period. % is calculated as Quantity/Base number*100

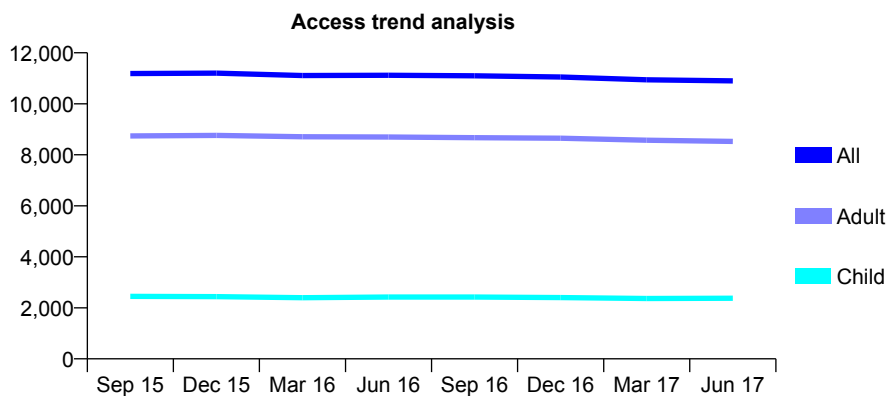
7A1 - Vital Signs At a Glance Contract Report for 193216/0001 - June 2017

Name or company name	Ruthin Dental
Contract type name	GDS Contract
Purpose of contract	General and Orthodontic
Contract start date	01/04/2013
Contract end date	

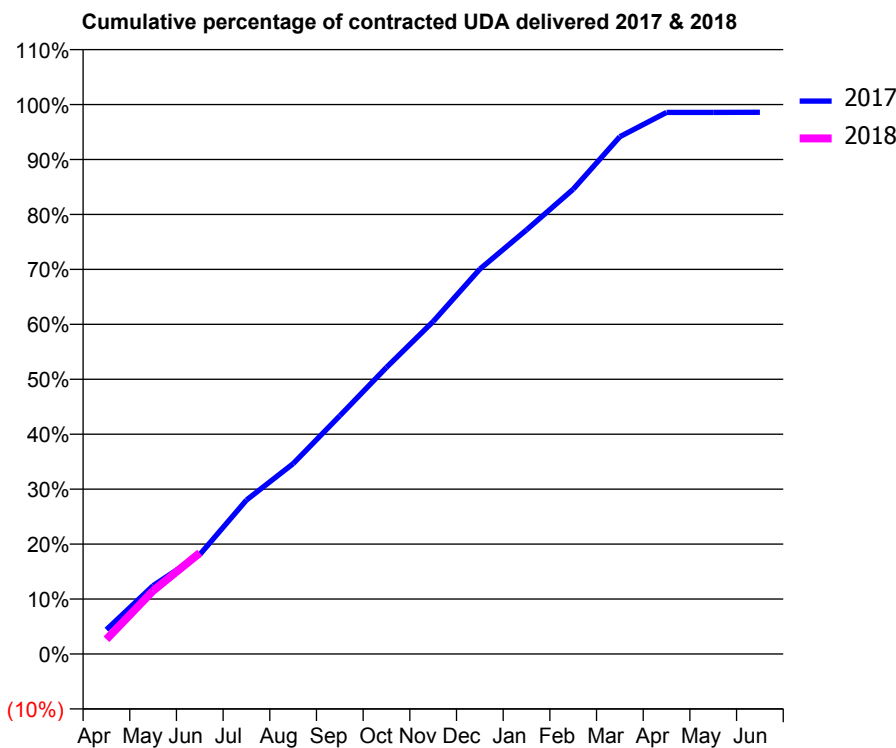
17/18 Contracted general activity (UDA)	32,000
Carry forward general activity (UDA)	0
17/18 Contracted orthodontic activity (UOA)	481
Carry forward orthodontic activity (UOA)	0
Baseline contract value	£848,785.64

ACCESS*

Patients seen in 24 months	Total	Change since previous quarter
Quarter ending June 2016	11,118	
Quarter ending September 2016	11,097	→
Quarter ending December 2016	11,053	→
Quarter ending March 2017	10,939	↓
Quarter ending June 2017	10,900	→
Variance since June 2016	(2.0%)	↓



ACTIVITY



Month	Adjusted Scheduled Activity (UDA)	
	2017	2018
April	1,414	857
May	3,976	3,684
June	5,790	5,891
July	8,968	
August	11,085	
September	13,872	
October	16,689	
November	19,367	
December	22,414	
January	24,701	
February	27,069	
March	30,129	
April	31,542	
May	31,542	
June	31,545	

QUALITY

	Quantity	Base Number	Contract	LHB	Wales
% of FP17s for the same patient ID Re-attending within 3 months - Children	56	900	6.2%	8.3%	11.2%
% of FP17s for the same patient ID Re-attending within 3 months - Adults	429	3,019	14.2%	14.1%	16.4%
% of FP17s for the same patient ID Re-attending between 3 & 9 months - Children	577	900	64.1%	58.9%	58.1%
% of FP17s for the same patient ID Re-attending between 3 & 9 months - Adults	1,770	3,019	58.6%	54.5%	54.8%
% of FP17s for Band 1 Urgent Courses	170	3,210	5.3%	8.4%	9.2%
% of FP17s Relating to Free Repair or Replacements	17	3,210	0.5%	0.9%	0.8%
% of FP17s Relating to Continuations	28	3,210	0.9%	1.0%	0.9%
% of Patients satisfied with the dentistry they have received	59	65	90.8%	91.5%	92.1%
% of Patients satisfied with the time they had to wait for an appointment	58	65	89.2%	87.9%	87.5%

* This is based on patients treated on this contract for their most recent course of treatment. Figures in italics indicate the base number of FP17s or Patient Questionnaire responses are less than 100. N/A is shown where the base number of responses is less than 10 during the period. % is calculated as Quantity/Base number*100

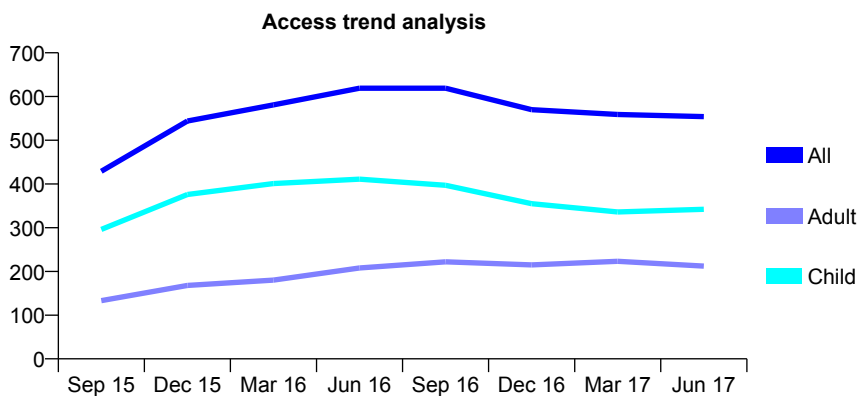
7A1 - Vital Signs At a Glance Contract Report for 196991/0001 - June 2017

Name or company name	Miss C Smith
Contract type name	GDS Contract
Purpose of contract	General
Contract start date	01/04/2015
Contract end date	

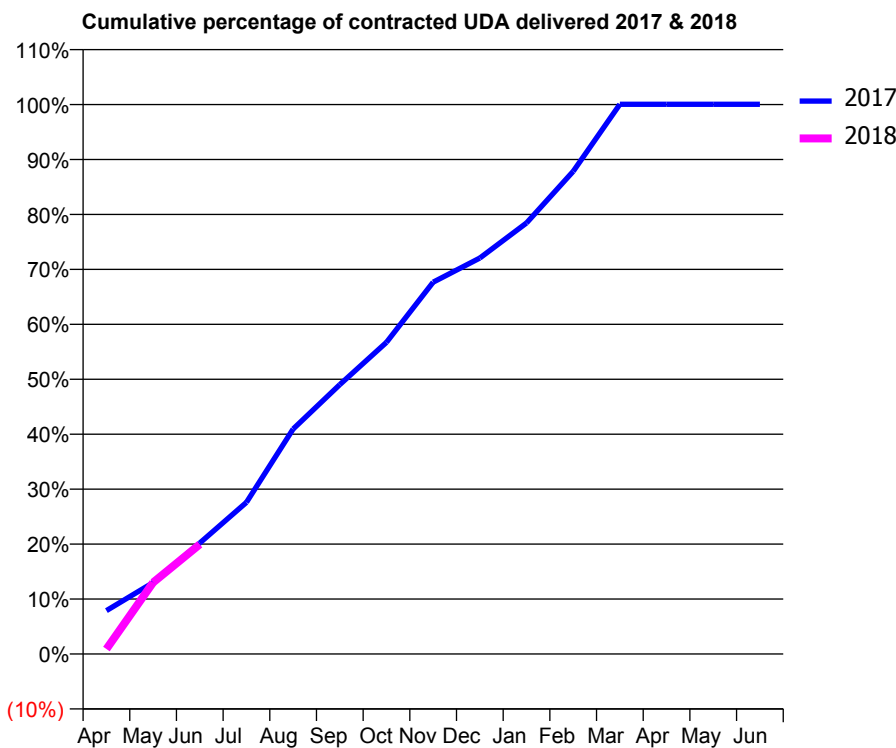
17/18 Contracted general activity (UDA)	1,320
Carry forward general activity (UDA)	0
17/18 Contracted orthodontic activity (UOA)	0
Carry forward orthodontic activity (UOA)	0
Baseline contract value	£33,199.43

ACCESS*

Patients seen in 24 months	Total	Change since previous quarter
Quarter ending June 2016	619	
Quarter ending September 2016	619	→
Quarter ending December 2016	570	↓
Quarter ending March 2017	559	↓
Quarter ending June 2017	554	→
Variance since June 2016	(10.5%)	↓



ACTIVITY



Month	Adjusted Scheduled Activity (UDA)	
	2017	2018
April	104	12
May	171	172
June	267	264
July	364	
August	540	
September	647	
October	749	
November	893	
December	951	
January	1,035	
February	1,159	
March	1,321	
April	1,321	
May	1,321	
June	1,321	

QUALITY

	Quantity	Base Number	Contract	LHB	Wales
% of FP17s for the same patient ID Re-attending within 3 months - Children	0	132	0.0%	8.3%	11.2%
% of FP17s for the same patient ID Re-attending within 3 months - Adults	2	57	3.5%	14.1%	16.4%
% of FP17s for the same patient ID Re-attending between 3 & 9 months - Children	83	132	62.9%	58.9%	58.1%
% of FP17s for the same patient ID Re-attending between 3 & 9 months - Adults	37	57	64.9%	54.5%	54.8%
% of FP17s for Band 1 Urgent Courses	8	189	4.2%	8.4%	9.2%
% of FP17s Relating to Free Repair or Replacements	0	189	0.0%	0.9%	0.8%
% of FP17s Relating to Continuations	0	189	0.0%	1.0%	0.9%
% of Patients satisfied with the dentistry they have received	1	1	N/A	91.5%	92.1%
% of Patients satisfied with the time they had to wait for an appointment	1	1	N/A	87.9%	87.5%

* This is based on patients treated on this contract for their most recent course of treatment. Figures in italics indicate the base number of FP17s or Patient Questionnaire responses are less than 100. N/A is shown where the base number of responses is less than 10 during the period. % is calculated as Quantity/Base number*100

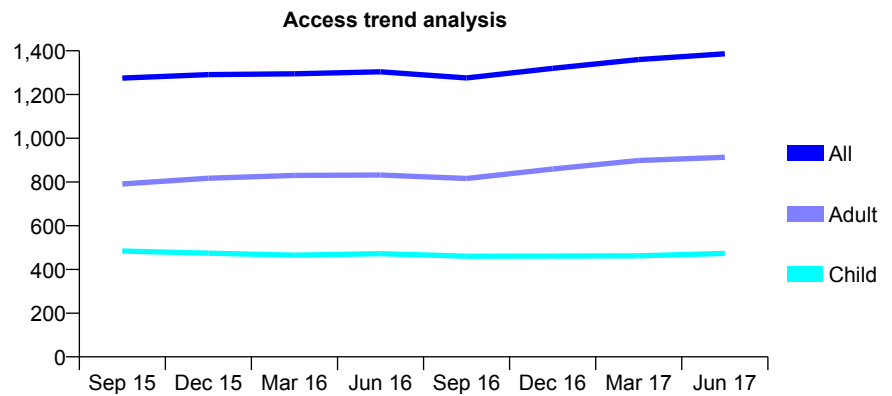
7A1 - Vital Signs At a Glance Contract Report for 197041/0001 - June 2017

Name or company name	Belmont House
Contract type name	GDS Contract
Purpose of contract	General
Contract start date	01/05/2008
Contract end date	

17/18 Contracted general activity (UDA)	3,846
Carry forward general activity (UDA)	0
17/18 Contracted orthodontic activity (UOA)	0
Carry forward orthodontic activity (UOA)	0
Baseline contract value	£115,875.84

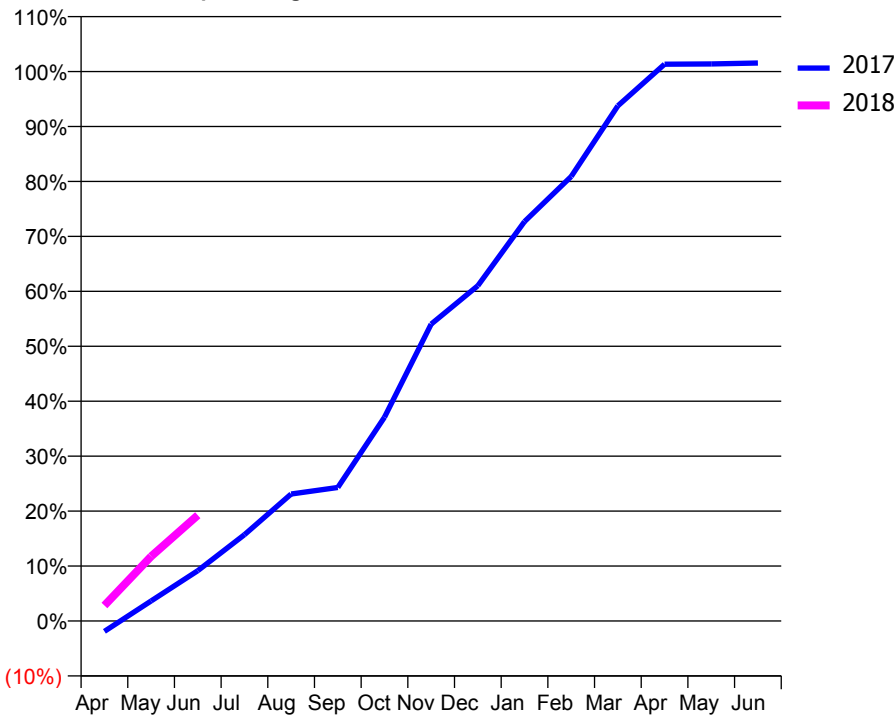
ACCESS*

Patients seen in 24 months	Total	Change since previous quarter
Quarter ending June 2016	1,304	
Quarter ending September 2016	1,276	↓
Quarter ending December 2016	1,320	↑
Quarter ending March 2017	1,360	↑
Quarter ending June 2017	1,386	→
Variance since June 2016	6.3%	↑



ACTIVITY

Cumulative percentage of contracted UDA delivered 2017 & 2018



Month	Adjusted Scheduled Activity (UDA)	
	2017	2018
April	-73	109
May	140	452
June	352	741
July	605	
August	889	
September	935	
October	1,427	
November	2,078	
December	2,347	
January	2,796	
February	3,112	
March	3,606	
April	3,897	
May	3,899	
June	3,906	

QUALITY

	Quantity	Base Number	Contract	LHB	Wales
% of FP17s for the same patient ID Re-attending within 3 months - Children	4	183	2.2%	8.3%	11.2%
% of FP17s for the same patient ID Re-attending within 3 months - Adults	33	367	9.0%	14.1%	16.4%
% of FP17s for the same patient ID Re-attending between 3 & 9 months - Children	137	183	74.9%	58.9%	58.1%
% of FP17s for the same patient ID Re-attending between 3 & 9 months - Adults	224	367	61.0%	54.5%	54.8%
% of FP17s for Band 1 Urgent Courses	4	423	0.9%	8.4%	9.2%
% of FP17s Relating to Free Repair or Replacements	2	423	0.5%	0.9%	0.8%
% of FP17s Relating to Continuations	6	423	1.4%	1.0%	0.9%
% of Patients satisfied with the dentistry they have received	5	5	N/A	91.5%	92.1%
% of Patients satisfied with the time they had to wait for an appointment	4	5	N/A	87.9%	87.5%

* This is based on patients treated on this contract for their most recent course of treatment. Figures in italics indicate the base number of FP17s or Patient Questionnaire responses are less than 100. N/A is shown where the base number of responses is less than 10 during the period. % is calculated as Quantity/Base number*100

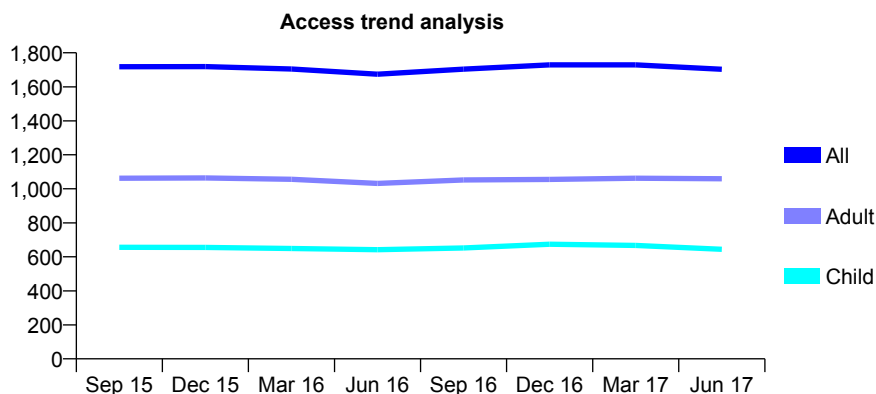
7A1 - Vital Signs At a Glance Contract Report for 199818/0001 - June 2017

Name or company name	Mr G Turner & Mr R Davies
Contract type name	GDS Contract
Purpose of contract	General
Contract start date	01/04/2009
Contract end date	

17/18 Contracted general activity (UDA)	5,000
Carry forward general activity (UDA)	0
17/18 Contracted orthodontic activity (UOA)	0
Carry forward orthodontic activity (UOA)	0
Baseline contract value	£120,952.39

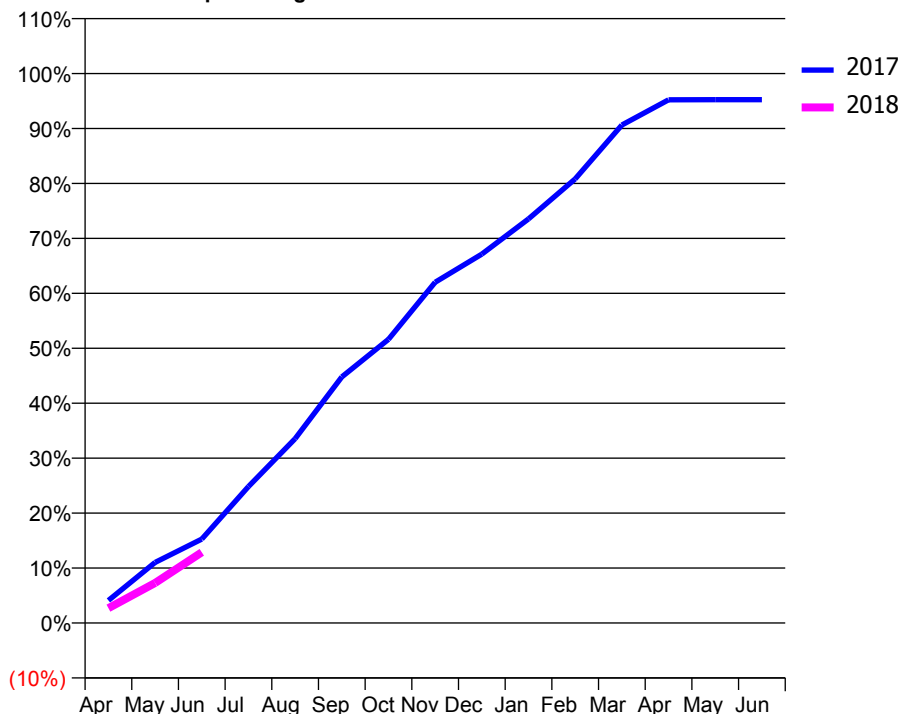
ACCESS*

Patients seen in 24 months	Total	Change since previous quarter
Quarter ending June 2016	1,674	
Quarter ending September 2016	1,704	→
Quarter ending December 2016	1,729	→
Quarter ending March 2017	1,729	→
Quarter ending June 2017	1,703	↓
Variance since June 2016	1.7%	→



ACTIVITY

Cumulative percentage of contracted UDA delivered 2017 & 2018



Month	Adjusted Scheduled Activity (UDA)	
	2017	2018
April	189	136
May	507	364
June	703	644
July	1,143	
August	1,543	
September	2,061	
October	2,375	
November	2,853	
December	3,088	
January	3,383	
February	3,718	
March	4,168	
April	4,379	
May	4,380	
June	4,380	

QUALITY

	Quantity	Base Number	Contract	LHB	Wales
% of FP17s for the same patient ID Re-attending within 3 months - Children	8	234	3.4%	8.3%	11.2%
% of FP17s for the same patient ID Re-attending within 3 months - Adults	34	360	9.4%	14.1%	16.4%
% of FP17s for the same patient ID Re-attending between 3 & 9 months - Children	171	234	73.1%	58.9%	58.1%
% of FP17s for the same patient ID Re-attending between 3 & 9 months - Adults	261	360	72.5%	54.5%	54.8%
% of FP17s for Band 1 Urgent Courses	18	477	3.8%	8.4%	9.2%
% of FP17s Relating to Free Repair or Replacements	0	477	0.0%	0.9%	0.8%
% of FP17s Relating to Continuations	3	477	0.6%	1.0%	0.9%
% of Patients satisfied with the dentistry they have received	6	7	N/A	91.5%	92.1%
% of Patients satisfied with the time they had to wait for an appointment	5	7	N/A	87.9%	87.5%

* This is based on patients treated on this contract for their most recent course of treatment. Figures in italics indicate the base number of FP17s or Patient Questionnaire responses are less than 100. N/A is shown where the base number of responses is less than 10 during the period. % is calculated as Quantity/Base number*100

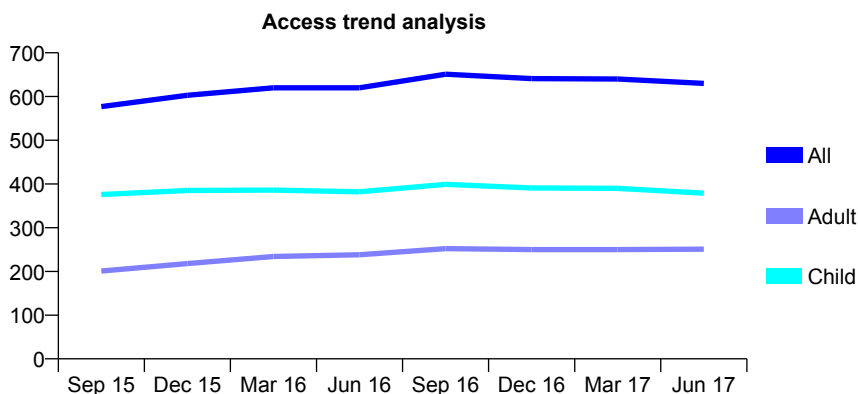
7A1 - Vital Signs At a Glance Contract Report for 206229/0003 - June 2017

Name or company name	MR N FRANCIS
Contract type name	GDS Contract
Purpose of contract	General
Contract start date	21/10/2014
Contract end date	

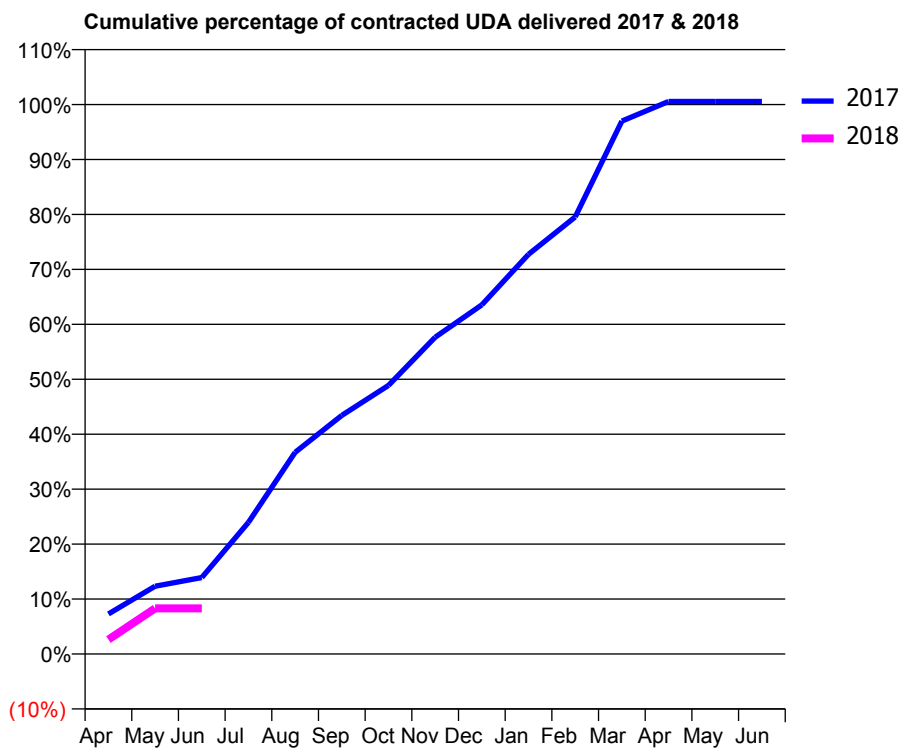
17/18 Contracted general activity (UDA)	1,714
Carry forward general activity (UDA)	0
17/18 Contracted orthodontic activity (UOA)	0
Carry forward orthodontic activity (UOA)	0
Baseline contract value	£41,862.01

ACCESS*

Patients seen in 24 months	Total	Change since previous quarter
Quarter ending June 2016	620	
Quarter ending September 2016	651	↑
Quarter ending December 2016	641	↓
Quarter ending March 2017	640	→
Quarter ending June 2017	630	↓
Variance since June 2016	1.6%	→



ACTIVITY



Month	Adjusted Scheduled Activity (UDA)	
	2017	2018
April	125	45
May	212	143
June	239	143
July	411	
August	629	
September	744	
October	838	
November	988	
December	1,089	
January	1,247	
February	1,363	
March	1,662	
April	1,724	
May	1,724	
June	1,724	

QUALITY

	Quantity	Base Number	Contract	LHB	Wales
% of FP17s for the same patient ID Re-attending within 3 months - Children	5	102	4.9%	8.3%	11.2%
% of FP17s for the same patient ID Re-attending within 3 months - Adults	5	45	11.1%	14.1%	16.4%
% of FP17s for the same patient ID Re-attending between 3 & 9 months - Children	83	102	81.4%	58.9%	58.1%
% of FP17s for the same patient ID Re-attending between 3 & 9 months - Adults	30	45	66.7%	54.5%	54.8%
% of FP17s for Band 1 Urgent Courses	3	107	2.8%	8.4%	9.2%
% of FP17s Relating to Free Repair or Replacements	0	107	0.0%	0.9%	0.8%
% of FP17s Relating to Continuations	0	107	0.0%	1.0%	0.9%
% of Patients satisfied with the dentistry they have received	1	1	N/A	91.5%	92.1%
% of Patients satisfied with the time they had to wait for an appointment	1	1	N/A	87.9%	87.5%

* This is based on patients treated on this contract for their most recent course of treatment. Figures in italics indicate the base number of FP17s or Patient Questionnaire responses are less than 100. N/A is shown where the base number of responses is less than 10 during the period. % is calculated as Quantity/Base number*100

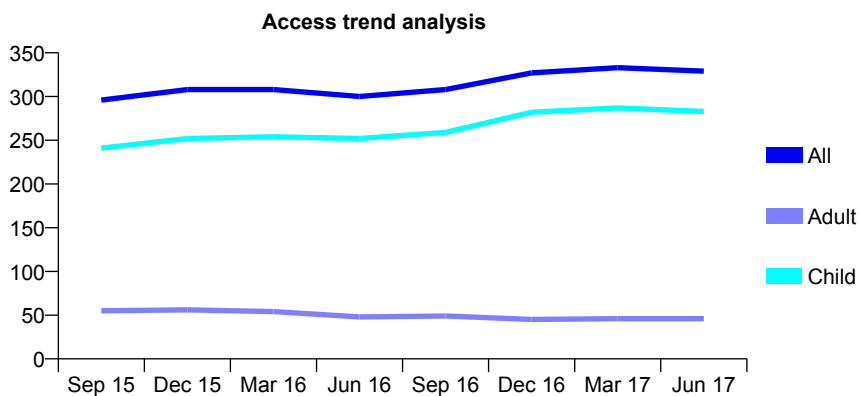
7A1 - Vital Signs At a Glance Contract Report for 219002/0001 - June 2017

Name or company name	MRS KJ PEARCE
Contract type name	GDS Contract
Purpose of contract	General
Contract start date	01/04/2006
Contract end date	

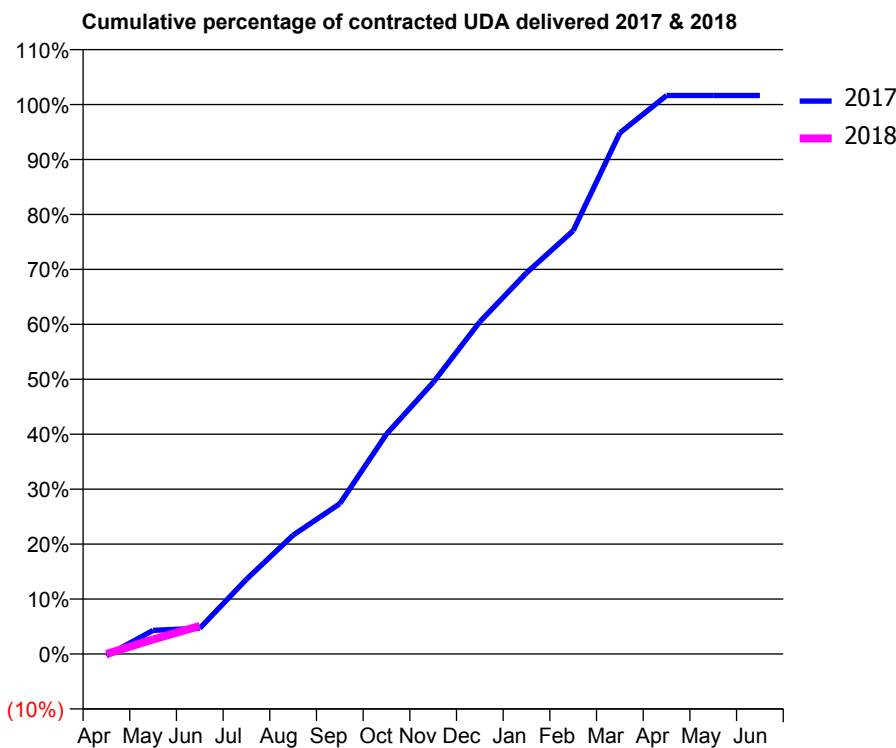
17/18 Contracted general activity (UDA)	750
Carry forward general activity (UDA)	0
17/18 Contracted orthodontic activity (UOA)	0
Carry forward orthodontic activity (UOA)	0
Baseline contract value	£18,333.27

ACCESS*

Patients seen in 24 months	Total	Change since previous quarter
Quarter ending June 2016	300	
Quarter ending September 2016	308	↑
Quarter ending December 2016	327	↑
Quarter ending March 2017	333	→
Quarter ending June 2017	329	↓
Variance since June 2016	9.7%	↑



ACTIVITY



Month	Adjusted Scheduled Activity (UDA)	
	2017	2018
April	-2	0
May	24	20
June	26	38
July	76	
August	122	
September	154	
October	225	
November	278	
December	340	
January	390	
February	433	
March	533	
April	571	
May	571	
June	571	

QUALITY

	Quantity	Base Number	Contract	LHB	Wales
% of FP17s for the same patient ID Re-attending within 3 months - Children	5	50	10.0%	8.3%	11.2%
% of FP17s for the same patient ID Re-attending within 3 months - Adults	0	6	0.0%	14.1%	16.4%
% of FP17s for the same patient ID Re-attending between 3 & 9 months - Children	28	50	56.0%	58.9%	58.1%
% of FP17s for the same patient ID Re-attending between 3 & 9 months - Adults	2	6	33.3%	54.5%	54.8%
% of FP17s for Band 1 Urgent Courses	2	26	7.7%	8.4%	9.2%
% of FP17s Relating to Free Repair or Replacements	0	26	0.0%	0.9%	0.8%
% of FP17s Relating to Continuations	0	26	0.0%	1.0%	0.9%
% of Patients satisfied with the dentistry they have received	0	0	N/A	91.5%	92.1%
% of Patients satisfied with the time they had to wait for an appointment	0	0	N/A	87.9%	87.5%

* This is based on patients treated on this contract for their most recent course of treatment. Figures in italics indicate the base number of FP17s or Patient Questionnaire responses are less than 100. N/A is shown where the base number of responses is less than 10 during the period. % is calculated as Quantity/Base number*100

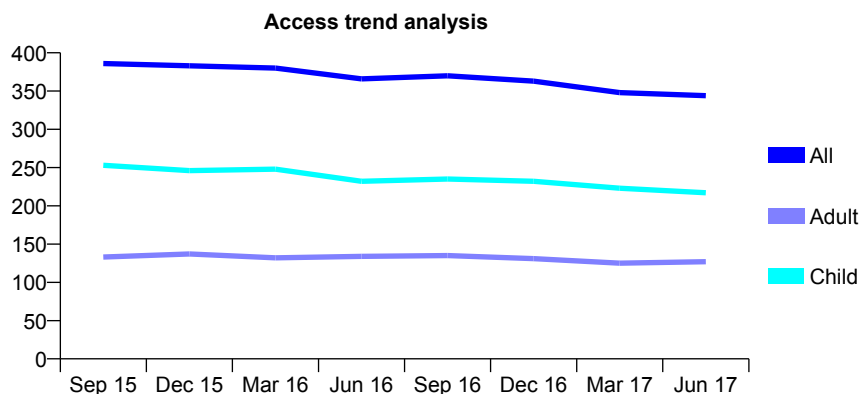
7A1 - Vital Signs At a Glance Contract Report for 221090/0001 - June 2017

Name or company name	MR CR ANDRADE
Contract type name	GDS Contract
Purpose of contract	General
Contract start date	01/04/2006
Contract end date	

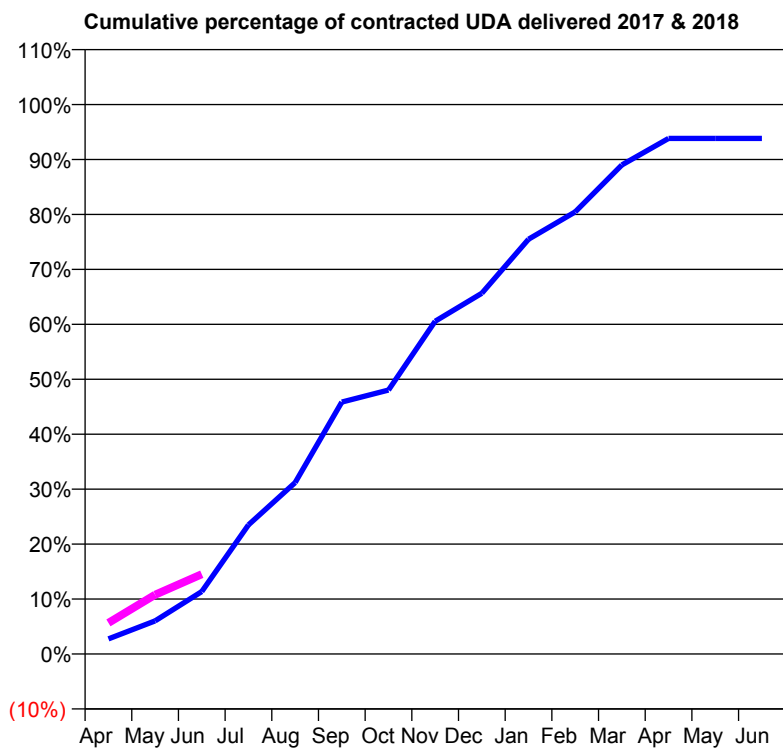
17/18 Contracted general activity (UDA)	833
Carry forward general activity (UDA)	0
17/18 Contracted orthodontic activity (UOA)	0
Carry forward orthodontic activity (UOA)	0
Baseline contract value	£18,861.20

ACCESS*

Patients seen in 24 months	Total	Change since previous quarter
Quarter ending June 2016	366	
Quarter ending September 2016	370	→
Quarter ending December 2016	363	↓
Quarter ending March 2017	348	↓
Quarter ending June 2017	344	↓
Variance since June 2016	(6.0%)	↓



ACTIVITY



Month	Adjusted Scheduled Activity (UDA)	
	2017	2018
April	23	47
May	50	90
June	95	121
July	196	
August	260	
September	382	
October	400	
November	504	
December	547	
January	629	
February	670	
March	741	
April	782	
May	782	
June	782	

QUALITY

	Quantity	Base Number	Contract	LHB	Wales
% of FP17s for the same patient ID Re-attending within 3 months - Children	4	69	5.8%	8.3%	11.2%
% of FP17s for the same patient ID Re-attending within 3 months - Adults	1	31	3.2%	14.1%	16.4%
% of FP17s for the same patient ID Re-attending between 3 & 9 months - Children	45	69	65.2%	58.9%	58.1%
% of FP17s for the same patient ID Re-attending between 3 & 9 months - Adults	16	31	51.6%	54.5%	54.8%
% of FP17s for Band 1 Urgent Courses	5	76	6.6%	8.4%	9.2%
% of FP17s Relating to Free Repair or Replacements	0	76	0.0%	0.9%	0.8%
% of FP17s Relating to Continuations	0	76	0.0%	1.0%	0.9%
% of Patients satisfied with the dentistry they have received	3	3	N/A	91.5%	92.1%
% of Patients satisfied with the time they had to wait for an appointment	3	3	N/A	87.9%	87.5%

* This is based on patients treated on this contract for their most recent course of treatment. Figures in italics indicate the base number of FP17s or Patient Questionnaire responses are less than 100. N/A is shown where the base number of responses is less than 10 during the period. % is calculated as Quantity/Base number*100

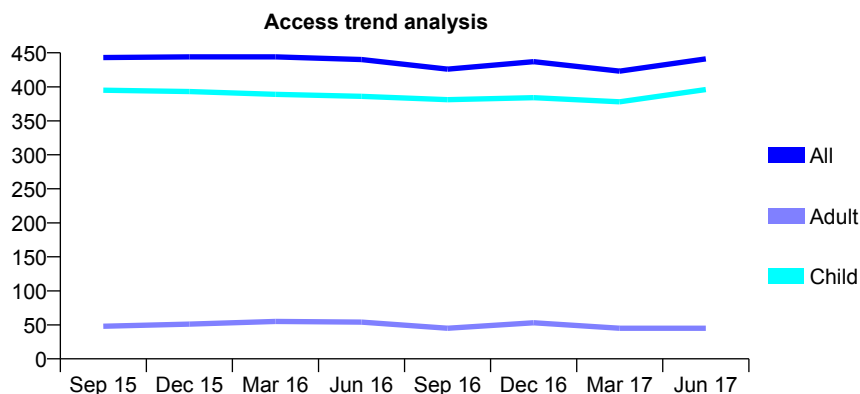
7A1 - Vital Signs At a Glance Contract Report for 231495/0001 - June 2017

Name or company name	MISS EV GRIFFITH
Contract type name	GDS Contract
Purpose of contract	General
Contract start date	01/04/2006
Contract end date	

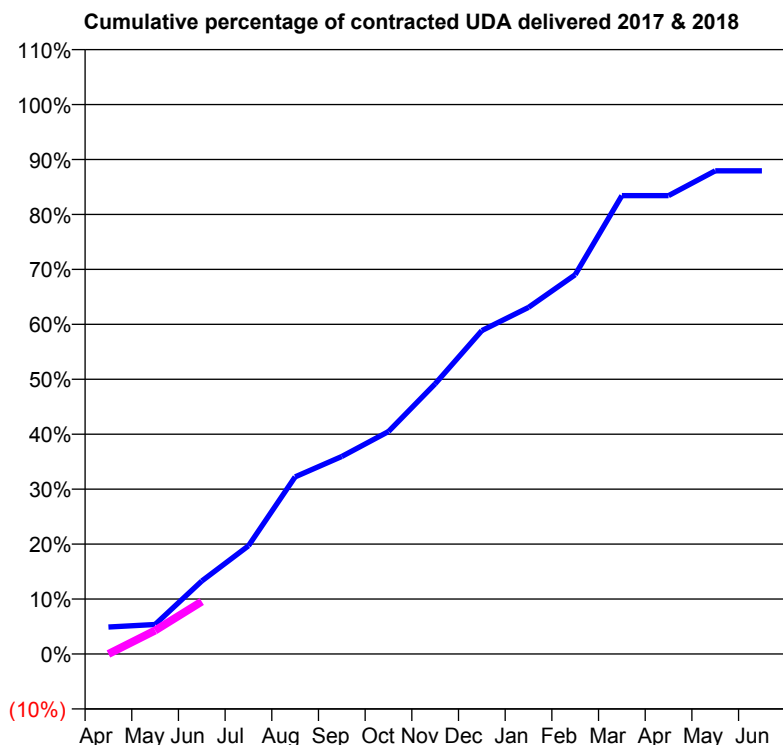
17/18 Contracted general activity (UDA)	1,120
Carry forward general activity (UDA)	0
17/18 Contracted orthodontic activity (UOA)	0
Carry forward orthodontic activity (UOA)	0
Baseline contract value	£27,140.29

ACCESS*

Patients seen in 24 months	Total	Change since previous quarter
Quarter ending June 2016	440	
Quarter ending September 2016	426	↓
Quarter ending December 2016	437	↑
Quarter ending March 2017	423	↓
Quarter ending June 2017	441	↑
Variance since June 2016	0.2%	→



ACTIVITY



Month	Adjusted Scheduled Activity (UDA)	
	2017	2018
April	43	0
May	47	48
June	116	107
July	172	
August	282	
September	315	
October	354	
November	430	
December	515	
January	552	
February	604	
March	730	
April	730	
May	769	
June	769	

QUALITY

	Quantity	Base Number	Contract	LHB	Wales
% of FP17s for the same patient ID Re-attending within 3 months - Children	7	114	6.1%	8.3%	11.2%
% of FP17s for the same patient ID Re-attending within 3 months - Adults	0	0	N/A	14.1%	16.4%
% of FP17s for the same patient ID Re-attending between 3 & 9 months - Children	56	114	49.1%	58.9%	58.1%
% of FP17s for the same patient ID Re-attending between 3 & 9 months - Adults	0	0	N/A	54.5%	54.8%
% of FP17s for Band 1 Urgent Courses	0	87	0.0%	8.4%	9.2%
% of FP17s Relating to Free Repair or Replacements	0	87	0.0%	0.9%	0.8%
% of FP17s Relating to Continuations	0	87	0.0%	1.0%	0.9%
% of Patients satisfied with the dentistry they have received	1	1	N/A	91.5%	92.1%
% of Patients satisfied with the time they had to wait for an appointment	1	1	N/A	87.9%	87.5%

* This is based on patients treated on this contract for their most recent course of treatment. Figures in italics indicate the base number of FP17s or Patient Questionnaire responses are less than 100. N/A is shown where the base number of responses is less than 10 during the period. % is calculated as Quantity/Base number*100

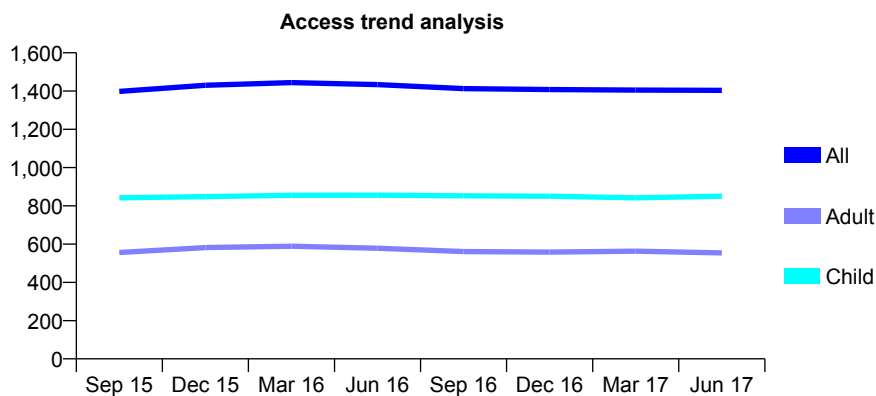
7A1 - Vital Signs At a Glance Contract Report for 231517/0001 - June 2017

Name or company name	MRS DV MARSHALL
Contract type name	GDS Contract
Purpose of contract	General
Contract start date	01/04/2006
Contract end date	

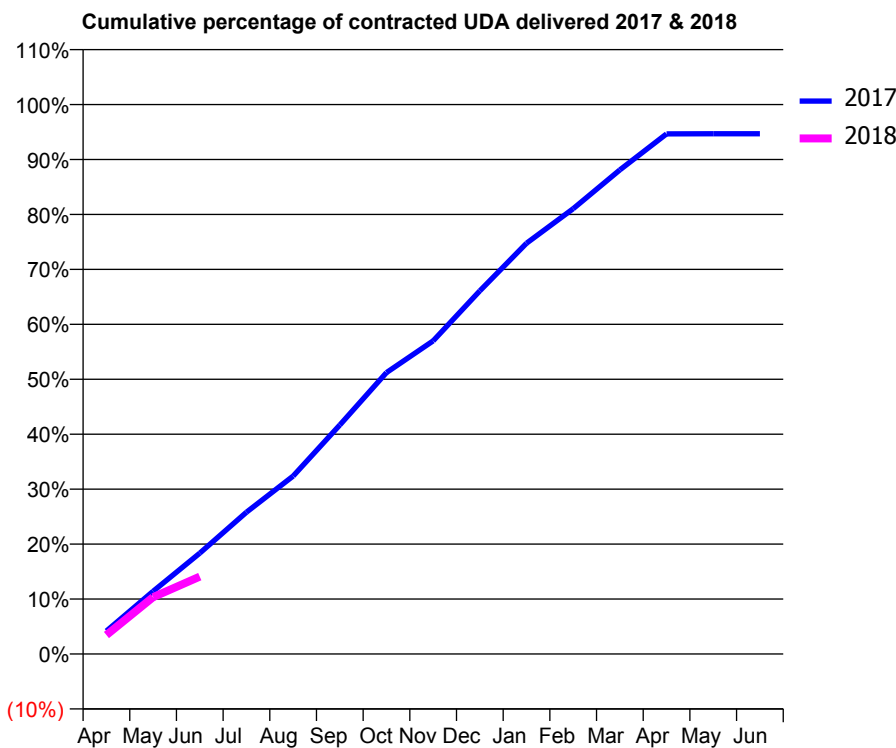
17/18 Contracted general activity (UDA)	3,920
Carry forward general activity (UDA)	0
17/18 Contracted orthodontic activity (UOA)	0
Carry forward orthodontic activity (UOA)	0
Baseline contract value	£98,592.23

ACCESS*

Patients seen in 24 months	Total	Change since previous quarter
Quarter ending June 2016	1,434	
Quarter ending September 2016	1,413	↓
Quarter ending December 2016	1,408	→
Quarter ending March 2017	1,405	→
Quarter ending June 2017	1,404	→
Variance since June 2016	(2.1%)	↓



ACTIVITY



Month	Adjusted Scheduled Activity (UDA)	
	2017	2018
April	164	136
May	448	406
June	720	552
July	1,012	
August	1,270	
September	1,634	
October	2,008	
November	2,234	
December	2,591	
January	2,930	
February	3,177	
March	3,454	
April	3,710	
May	3,711	
June	3,711	

QUALITY

	Quantity	Base Number	Contract	LHB	Wales
% of FP17s for the same patient ID Re-attending within 3 months - Children	36	301	12.0%	8.3%	11.2%
% of FP17s for the same patient ID Re-attending within 3 months - Adults	44	190	23.2%	14.1%	16.4%
% of FP17s for the same patient ID Re-attending between 3 & 9 months - Children	167	301	55.5%	58.9%	58.1%
% of FP17s for the same patient ID Re-attending between 3 & 9 months - Adults	116	190	61.1%	54.5%	54.8%
% of FP17s for Band 1 Urgent Courses	19	349	5.4%	8.4%	9.2%
% of FP17s Relating to Free Repair or Replacements	5	349	1.4%	0.9%	0.8%
% of FP17s Relating to Continuations	2	349	0.6%	1.0%	0.9%
% of Patients satisfied with the dentistry they have received	5	5	N/A	91.5%	92.1%
% of Patients satisfied with the time they had to wait for an appointment	5	5	N/A	87.9%	87.5%

* This is based on patients treated on this contract for their most recent course of treatment. Figures in italics indicate the base number of FP17s or Patient Questionnaire responses are less than 100. N/A is shown where the base number of responses is less than 10 during the period. % is calculated as Quantity/Base number*100

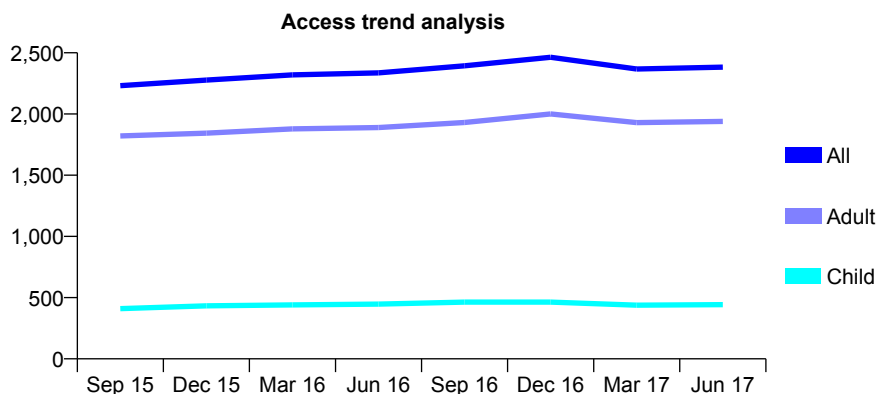
7A1 - Vital Signs At a Glance Contract Report for 234087/0001 - June 2017

Name or company name	MR TJ BEGGS
Contract type name	GDS Contract
Purpose of contract	General
Contract start date	01/04/2006
Contract end date	

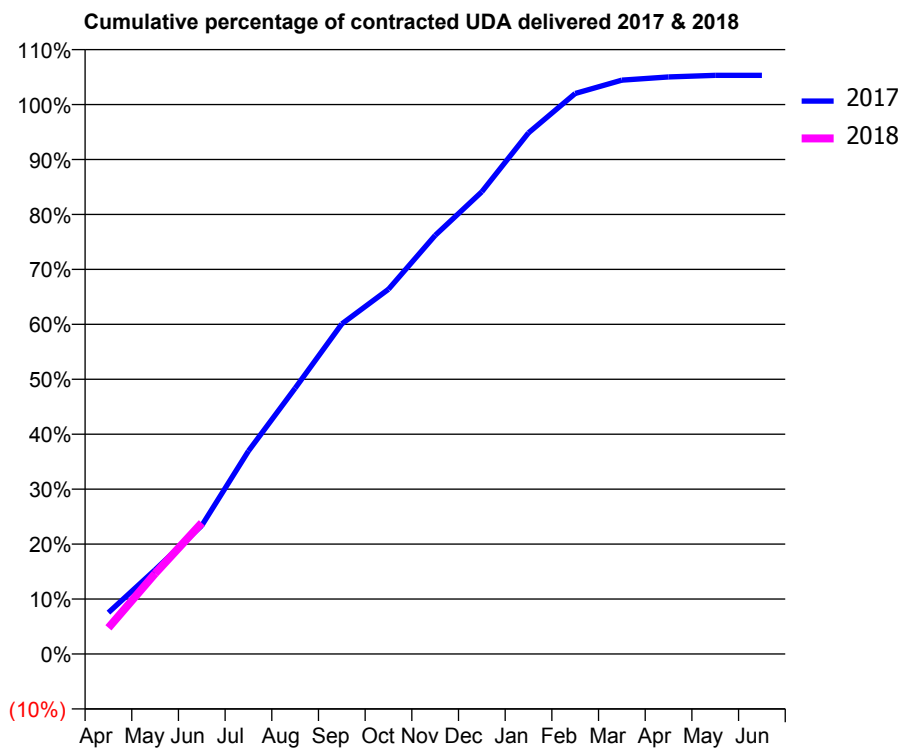
17/18 Contracted general activity (UDA)	6,567
Carry forward general activity (UDA)	0
17/18 Contracted orthodontic activity (UOA)	0
Carry forward orthodontic activity (UOA)	0
Baseline contract value	£205,059.81

ACCESS*

Patients seen in 24 months	Total	Change since previous quarter
Quarter ending June 2016	2,336	
Quarter ending September 2016	2,394	↑
Quarter ending December 2016	2,463	↑
Quarter ending March 2017	2,368	↓
Quarter ending June 2017	2,383	→
Variance since June 2016	2.0%	↑



ACTIVITY



Month	Adjusted Scheduled Activity (UDA)	
	2017	2018
April	495	312
May	1,006	962
June	1,535	1,567
July	2,426	
August	3,177	
September	3,944	
October	4,359	
November	5,002	
December	5,524	
January	6,229	
February	6,699	
March	6,859	
April	6,897	
May	6,916	
June	6,916	

QUALITY

	Quantity	Base Number	Contract	LHB	Wales
% of FP17s for the same patient ID Re-attending within 3 months - Children	6	151	4.0%	8.3%	11.2%
% of FP17s for the same patient ID Re-attending within 3 months - Adults	78	616	12.7%	14.1%	16.4%
% of FP17s for the same patient ID Re-attending between 3 & 9 months - Children	59	151	39.1%	58.9%	58.1%
% of FP17s for the same patient ID Re-attending between 3 & 9 months - Adults	263	616	42.7%	54.5%	54.8%
% of FP17s for Band 1 Urgent Courses	69	739	9.3%	8.4%	9.2%
% of FP17s Relating to Free Repair or Replacements	17	739	2.3%	0.9%	0.8%
% of FP17s Relating to Continuations	4	739	0.5%	1.0%	0.9%
% of Patients satisfied with the dentistry they have received	9	9	N/A	91.5%	92.1%
% of Patients satisfied with the time they had to wait for an appointment	8	9	N/A	87.9%	87.5%

* This is based on patients treated on this contract for their most recent course of treatment. Figures in italics indicate the base number of FP17s or Patient Questionnaire responses are less than 100. N/A is shown where the base number of responses is less than 10 during the period. % is calculated as Quantity/Base number*100

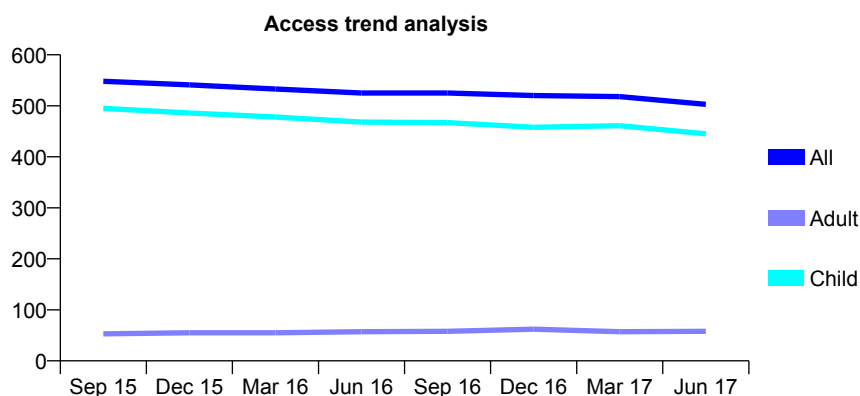
7A1 - Vital Signs At a Glance Contract Report for 238538/0001 - June 2017

Name or company name	MISS JM HARRINGTON
Contract type name	GDS Contract
Purpose of contract	General
Contract start date	01/04/2006
Contract end date	

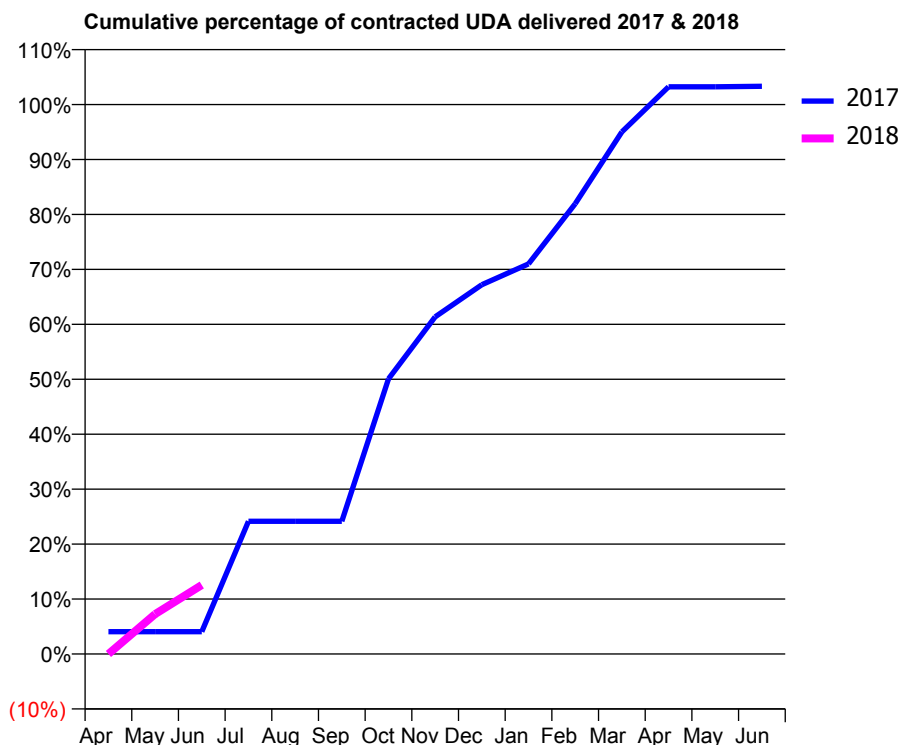
17/18 Contracted general activity (UDA)	1,283
Carry forward general activity (UDA)	0
17/18 Contracted orthodontic activity (UOA)	0
Carry forward orthodontic activity (UOA)	0
Baseline contract value	£33,744.39

ACCESS*

Patients seen in 24 months	Total	Change since previous quarter
Quarter ending June 2016	525	
Quarter ending September 2016	525	→
Quarter ending December 2016	520	→
Quarter ending March 2017	518	→
Quarter ending June 2017	503	↓
Variance since June 2016	(4.2%)	↓



ACTIVITY



Month	Adjusted Scheduled Activity (UDA)	
	2017	2018
April	52	0
May	52	93
June	52	161
July	310	
August	310	
September	310	
October	643	
November	787	
December	862	
January	911	
February	1,051	
March	1,219	
April	1,324	
May	1,324	
June	1,325	

QUALITY

	Quantity	Base Number	Contract	LHB	Wales
% of FP17s for the same patient ID Re-attending within 3 months - Children	12	165	7.3%	8.3%	11.2%
% of FP17s for the same patient ID Re-attending within 3 months - Adults	0	0	N/A	14.1%	16.4%
% of FP17s for the same patient ID Re-attending between 3 & 9 months - Children	91	165	55.2%	58.9%	58.1%
% of FP17s for the same patient ID Re-attending between 3 & 9 months - Adults	0	0	N/A	54.5%	54.8%
% of FP17s for Band 1 Urgent Courses	1	107	0.9%	8.4%	9.2%
% of FP17s Relating to Free Repair or Replacements	0	107	0.0%	0.9%	0.8%
% of FP17s Relating to Continuations	0	107	0.0%	1.0%	0.9%
% of Patients satisfied with the dentistry they have received	0	0	N/A	91.5%	92.1%
% of Patients satisfied with the time they had to wait for an appointment	0	0	N/A	87.9%	87.5%

* This is based on patients treated on this contract for their most recent course of treatment. Figures in italics indicate the base number of FP17s or Patient Questionnaire responses are less than 100. N/A is shown where the base number of responses is less than 10 during the period. % is calculated as Quantity/Base number*100

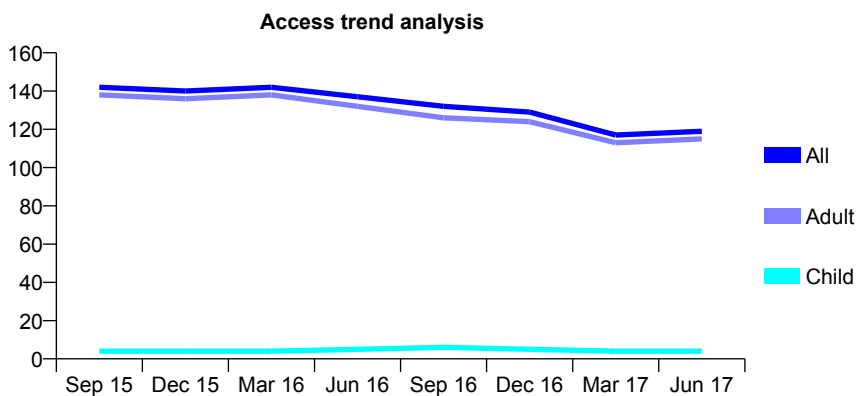
7A1 - Vital Signs At a Glance Contract Report for 238538/0002 - June 2017

Name or company name	MISS JM HARRINGTON
Contract type name	PDS Contract
Purpose of contract	General
Contract start date	01/04/2006
Contract end date	31/03/2018

17/18 Contracted general activity (UDA)	240
Carry forward general activity (UDA)	0
17/18 Contracted orthodontic activity (UOA)	0
Carry forward orthodontic activity (UOA)	0
Baseline contract value	£9,158.32

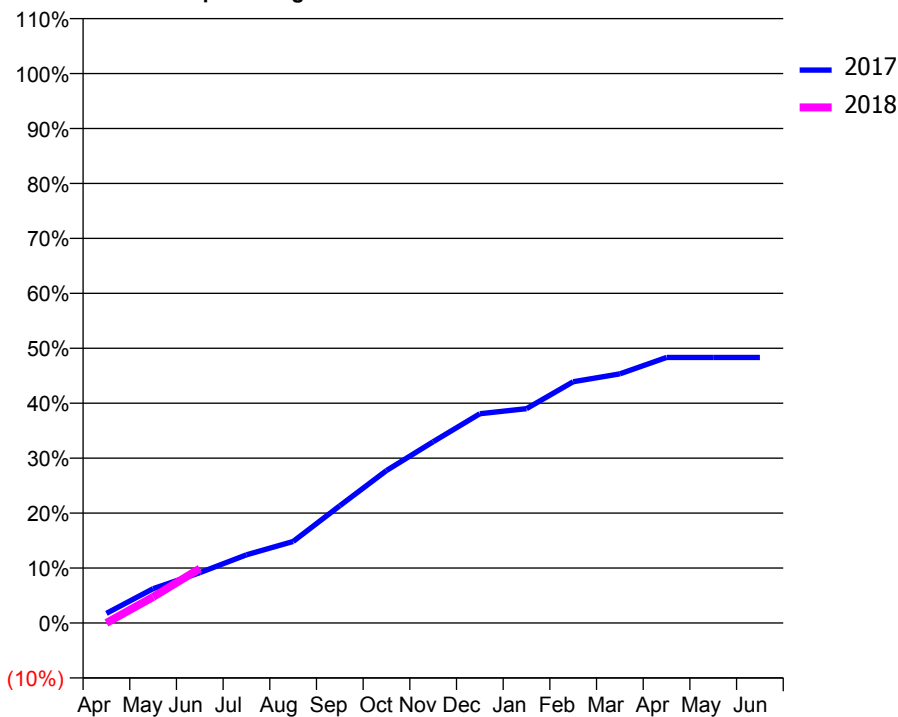
ACCESS*

Patients seen in 24 months	Total	Change since previous quarter
Quarter ending June 2016	137	
Quarter ending September 2016	132	↓
Quarter ending December 2016	129	↓
Quarter ending March 2017	117	↓
Quarter ending June 2017	119	→
Variance since June 2016	(13.1%)	↓



ACTIVITY

Cumulative percentage of contracted UDA delivered 2017 & 2018



Adjusted Scheduled Activity (UDA)

Month	2017	2018
April	4	0
May	15	11
June	22	24
July	30	
August	36	
September	51	
October	67	
November	79	
December	91	
January	94	
February	105	
March	109	
April	116	
May	116	
June	116	

QUALITY

	Quantity	Base Number	Contract	LHB	Wales
% of FP17s for the same patient ID Re-attending within 3 months - Children	0	0	N/A	8.3%	11.2%
% of FP17s for the same patient ID Re-attending within 3 months - Adults	0	27	0.0%	14.1%	16.4%
% of FP17s for the same patient ID Re-attending between 3 & 9 months - Children	0	0	N/A	58.9%	58.1%
% of FP17s for the same patient ID Re-attending between 3 & 9 months - Adults	0	27	0.0%	54.5%	54.8%
% of FP17s for Band 1 Urgent Courses	14	21	66.7%	8.4%	9.2%
% of FP17s Relating to Free Repair or Replacements	0	21	0.0%	0.9%	0.8%
% of FP17s Relating to Continuations	0	21	0.0%	1.0%	0.9%
% of Patients satisfied with the dentistry they have received	0	0	N/A	91.5%	92.1%
% of Patients satisfied with the time they had to wait for an appointment	0	0	N/A	87.9%	87.5%

* This is based on patients treated on this contract for their most recent course of treatment. Figures in italics indicate the base number of FP17s or Patient Questionnaire responses are less than 100. N/A is shown where the base number of responses is less than 10 during the period. % is calculated as Quantity/Base number*100

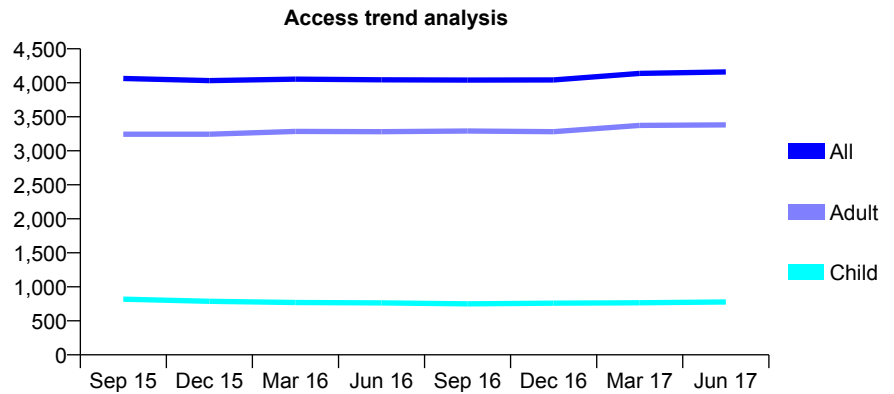
7A1 - Vital Signs At a Glance Contract Report for 250899/0001 - June 2017

Name or company name	MR H MAERIVOET
Contract type name	GDS Contract
Purpose of contract	General
Contract start date	01/04/2006
Contract end date	

17/18 Contracted general activity (UDA)	12,005
Carry forward general activity (UDA)	0
17/18 Contracted orthodontic activity (UOA)	0
Carry forward orthodontic activity (UOA)	0
Baseline contract value	£274,460.96

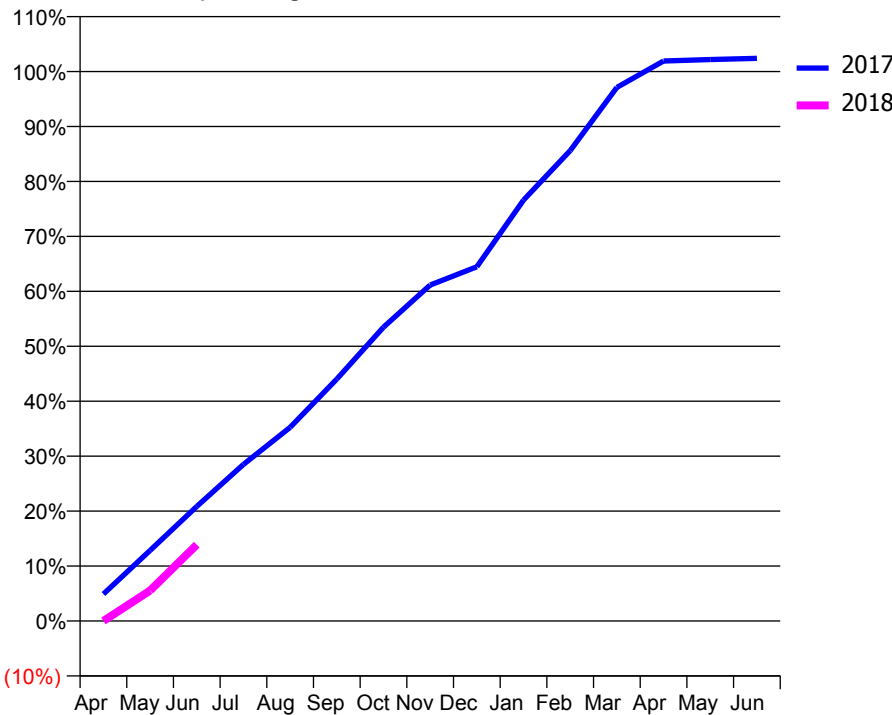
ACCESS*

Patients seen in 24 months	Total	Change since previous quarter
Quarter ending June 2016	4,045	
Quarter ending September 2016	4,041	→
Quarter ending December 2016	4,042	→
Quarter ending March 2017	4,139	↑
Quarter ending June 2017	4,160	→
Variance since June 2016	2.8%	↑



ACTIVITY

Cumulative percentage of contracted UDA delivered 2017 & 2018



Month	Adjusted Scheduled Activity (UDA)	
	2017	2018
April	558	0
May	1,457	664
June	2,364	1,667
July	3,230	
August	3,994	
September	4,990	
October	6,061	
November	6,930	
December	7,306	
January	8,682	
February	9,700	
March	11,006	
April	11,550	
May	11,580	
June	11,605	

QUALITY

	Quantity	Base Number	Contract	LHB	Wales
% of FP17s for the same patient ID Re-attending within 3 months - Children	15	243	6.2%	8.3%	11.2%
% of FP17s for the same patient ID Re-attending within 3 months - Adults	125	968	12.9%	14.1%	16.4%
% of FP17s for the same patient ID Re-attending between 3 & 9 months - Children	139	243	57.2%	58.9%	58.1%
% of FP17s for the same patient ID Re-attending between 3 & 9 months - Adults	515	968	53.2%	54.5%	54.8%
% of FP17s for Band 1 Urgent Courses	105	917	11.5%	8.4%	9.2%
% of FP17s Relating to Free Repair or Replacements	0	917	0.0%	0.9%	0.8%
% of FP17s Relating to Continuations	7	917	0.8%	1.0%	0.9%
% of Patients satisfied with the dentistry they have received	28	31	90.3%	91.5%	92.1%
% of Patients satisfied with the time they had to wait for an appointment	28	31	90.3%	87.9%	87.5%

* This is based on patients treated on this contract for their most recent course of treatment. Figures in italics indicate the base number of FP17s or Patient Questionnaire responses are less than 100. N/A is shown where the base number of responses is less than 10 during the period. % is calculated as Quantity/Base number*100

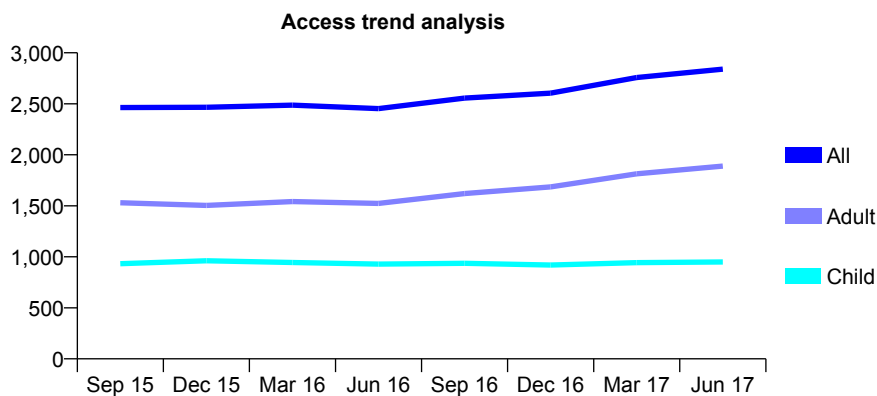
7A1 - Vital Signs At a Glance Contract Report for 278831/0001 - June 2017

Name or company name	MR R DAVIES
Contract type name	GDS Contract
Purpose of contract	General
Contract start date	01/09/2012
Contract end date	

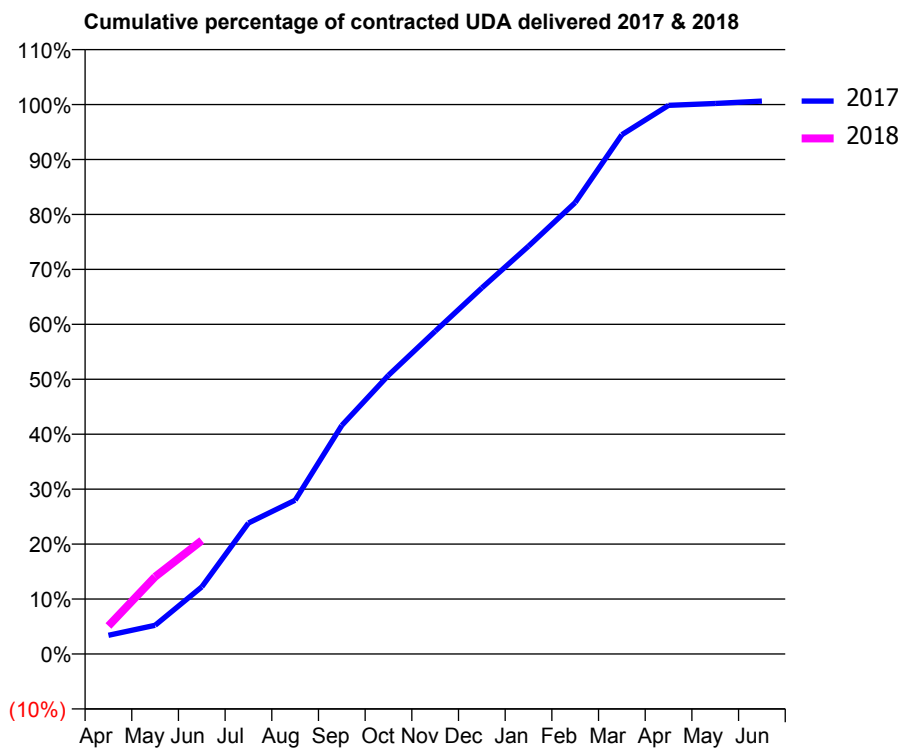
17/18 Contracted general activity (UDA)	7,782
Carry forward general activity (UDA)	0
17/18 Contracted orthodontic activity (UOA)	0
Carry forward orthodontic activity (UOA)	0
Baseline contract value	£194,646.41

ACCESS*

Patients seen in 24 months	Total	Change since previous quarter
Quarter ending June 2016	2,453	
Quarter ending September 2016	2,556	↑
Quarter ending December 2016	2,605	→
Quarter ending March 2017	2,757	↑
Quarter ending June 2017	2,840	↑
Variance since June 2016	15.8%	↑



ACTIVITY



Month	Adjusted Scheduled Activity (UDA)	
	2017	2018
April	289	397
May	444	1,094
June	1,035	1,608
July	2,019	
August	2,371	
September	3,524	
October	4,295	
November	4,973	
December	5,641	
January	6,285	
February	6,956	
March	8,001	
April	8,454	
May	8,482	
June	8,520	

QUALITY

	Quantity	Base Number	Contract	LHB	Wales
% of FP17s for the same patient ID Re-attending within 3 months - Children	21	364	5.8%	8.3%	11.2%
% of FP17s for the same patient ID Re-attending within 3 months - Adults	98	662	14.8%	14.1%	16.4%
% of FP17s for the same patient ID Re-attending between 3 & 9 months - Children	223	364	61.3%	58.9%	58.1%
% of FP17s for the same patient ID Re-attending between 3 & 9 months - Adults	356	662	53.8%	54.5%	54.8%
% of FP17s for Band 1 Urgent Courses	52	788	6.6%	8.4%	9.2%
% of FP17s Relating to Free Repair or Replacements	2	788	0.3%	0.9%	0.8%
% of FP17s Relating to Continuations	15	788	1.9%	1.0%	0.9%
% of Patients satisfied with the dentistry they have received	9	10	90.0%	91.5%	92.1%
% of Patients satisfied with the time they had to wait for an appointment	9	10	90.0%	87.9%	87.5%

* This is based on patients treated on this contract for their most recent course of treatment. Figures in italics indicate the base number of FP17s or Patient Questionnaire responses are less than 100. N/A is shown where the base number of responses is less than 10 during the period. % is calculated as Quantity/Base number*100

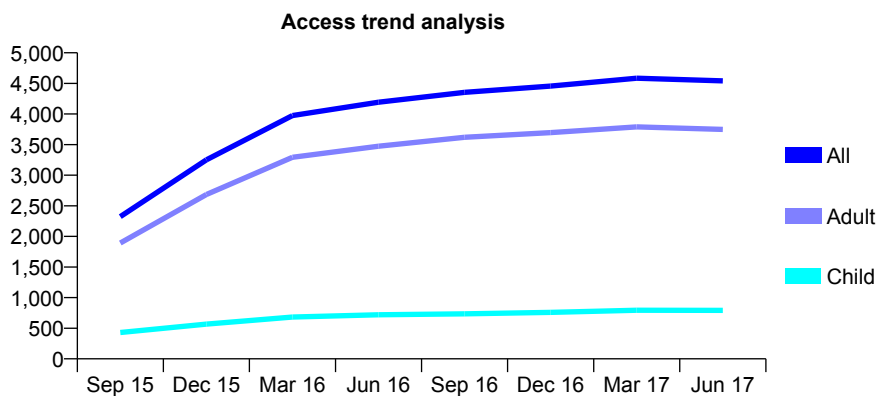
7A1 - Vital Signs At a Glance Contract Report for 299901/0002 - June 2017

Name or company name	MR J SREERAM
Contract type name	GDS Contract
Purpose of contract	General
Contract start date	01/04/2015
Contract end date	

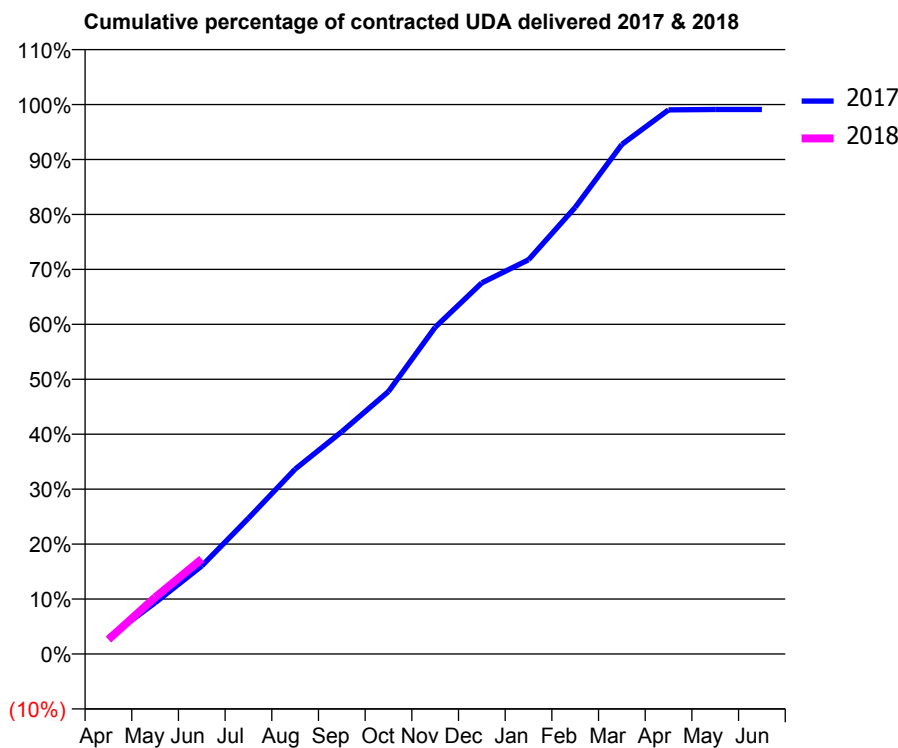
17/18 Contracted general activity (UDA)	14,976
Carry forward general activity (UDA)	0
17/18 Contracted orthodontic activity (UOA)	0
Carry forward orthodontic activity (UOA)	0
Baseline contract value	£359,048.80

ACCESS*

Patients seen in 24 months	Total	Change since previous quarter
Quarter ending June 2016	4,193	
Quarter ending September 2016	4,354	↑
Quarter ending December 2016	4,457	↑
Quarter ending March 2017	4,585	↑
Quarter ending June 2017	4,541	→
Variance since June 2016	8.3%	↑



ACTIVITY



Month	Adjusted Scheduled Activity (UDA)	
	2017	2018
April	418	394
May	1,302	1,543
June	2,238	2,591
July	3,451	
August	4,699	
September	5,654	
October	6,674	
November	8,305	
December	9,435	
January	10,023	
February	11,354	
March	12,955	
April	13,831	
May	13,843	
June	13,843	

QUALITY

	Quantity	Base Number	Contract	LHB	Wales
% of FP17s for the same patient ID Re-attending within 3 months - Children	12	267	4.5%	8.3%	11.2%
% of FP17s for the same patient ID Re-attending within 3 months - Adults	113	1,268	8.9%	14.1%	16.4%
% of FP17s for the same patient ID Re-attending between 3 & 9 months - Children	157	267	58.8%	58.9%	58.1%
% of FP17s for the same patient ID Re-attending between 3 & 9 months - Adults	730	1,268	57.6%	54.5%	54.8%
% of FP17s for Band 1 Urgent Courses	59	1,260	4.7%	8.4%	9.2%
% of FP17s Relating to Free Repair or Replacements	5	1,260	0.4%	0.9%	0.8%
% of FP17s Relating to Continuations	8	1,260	0.6%	1.0%	0.9%
% of Patients satisfied with the dentistry they have received	25	26	96.2%	91.5%	92.1%
% of Patients satisfied with the time they had to wait for an appointment	25	26	96.2%	87.9%	87.5%

* This is based on patients treated on this contract for their most recent course of treatment. Figures in italics indicate the base number of FP17s or Patient Questionnaire responses are less than 100. N/A is shown where the base number of responses is less than 10 during the period. % is calculated as Quantity/Base number*100

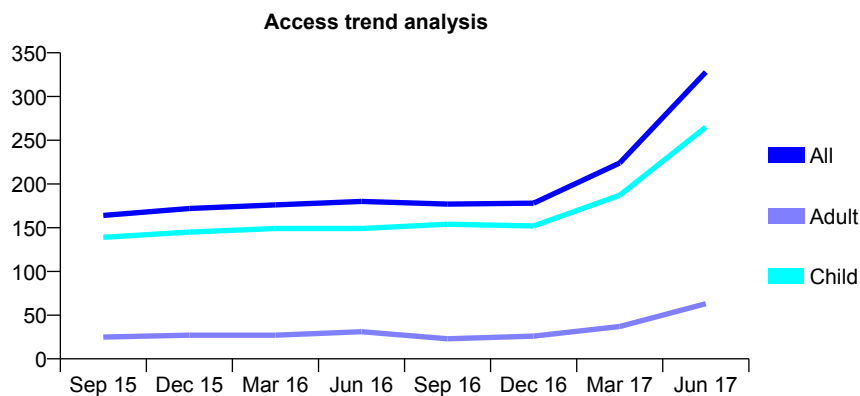
7A1 - Vital Signs At a Glance Contract Report for 304395/0002 - June 2017

Name or company name	Dr T Aldescu
Contract type name	GDS Contract
Purpose of contract	General
Contract start date	03/07/2014
Contract end date	

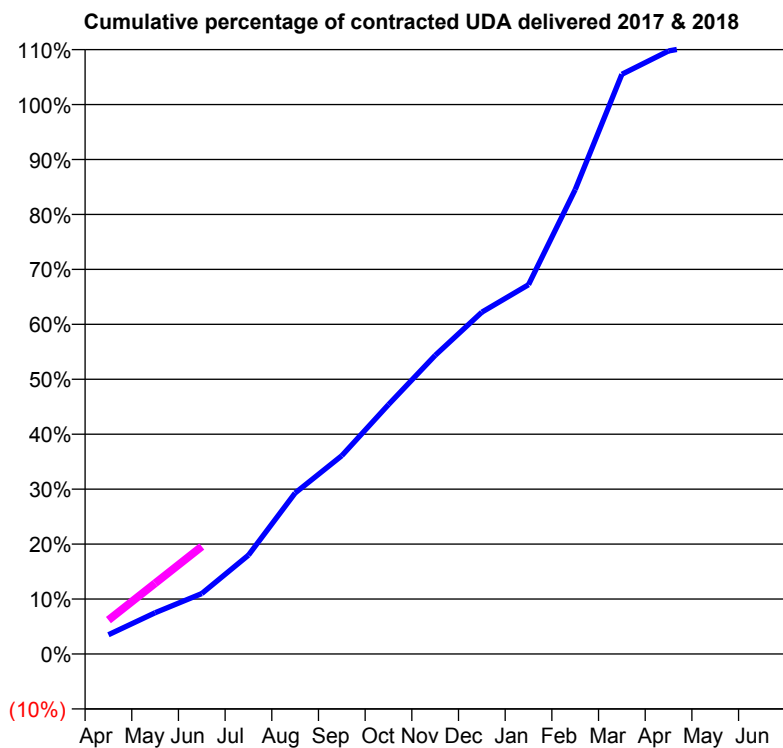
17/18 Contracted general activity (UDA)	1,200
Carry forward general activity (UDA)	0
17/18 Contracted orthodontic activity (UOA)	0
Carry forward orthodontic activity (UOA)	0
Baseline contract value	£27,410.95

ACCESS*

Patients seen in 24 months	Total	Change since previous quarter
Quarter ending June 2016	180	
Quarter ending September 2016	177	↓
Quarter ending December 2016	178	→
Quarter ending March 2017	224	↑
Quarter ending June 2017	328	↑
Variance since June 2016	82.2%	↑



ACTIVITY



Month	Adjusted Scheduled Activity (UDA)	
	2017	2018
April	14	74
May	30	155
June	44	235
July	72	
August	117	
September	144	
October	182	
November	217	
December	249	
January	269	
February	338	
March	422	
April	439	
May	445	
June	448	

QUALITY

	Quantity	Base Number	Contract	LHB	Wales
% of FP17s for the same patient ID Re-attending within 3 months - Children	3	128	2.3%	8.3%	11.2%
% of FP17s for the same patient ID Re-attending within 3 months - Adults	1	25	4.0%	14.1%	16.4%
% of FP17s for the same patient ID Re-attending between 3 & 9 months - Children	46	128	35.9%	58.9%	58.1%
% of FP17s for the same patient ID Re-attending between 3 & 9 months - Adults	3	25	12.0%	54.5%	54.8%
% of FP17s for Band 1 Urgent Courses	4	138	2.9%	8.4%	9.2%
% of FP17s Relating to Free Repair or Replacements	0	138	0.0%	0.9%	0.8%
% of FP17s Relating to Continuations	1	138	0.7%	1.0%	0.9%
% of Patients satisfied with the dentistry they have received	2	2	N/A	91.5%	92.1%
% of Patients satisfied with the time they had to wait for an appointment	2	2	N/A	87.9%	87.5%

* This is based on patients treated on this contract for their most recent course of treatment. Figures in italics indicate the base number of FP17s or Patient Questionnaire responses are less than 100. N/A is shown where the base number of responses is less than 10 during the period. % is calculated as Quantity/Base number*100

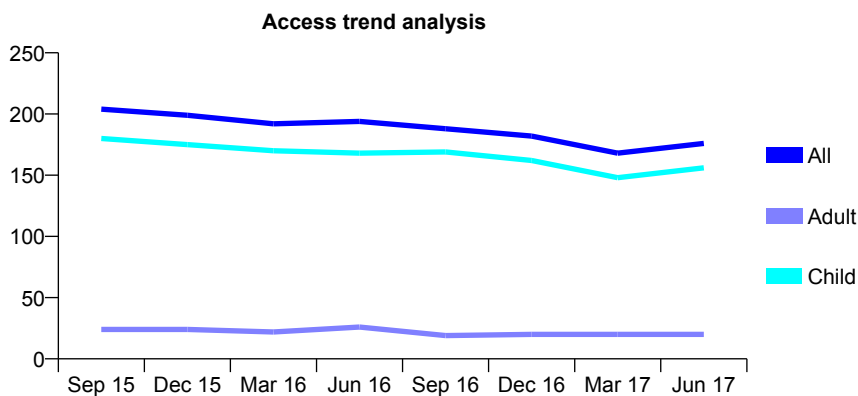
7A1 - Vital Signs At a Glance Contract Report for 308447/0001 - June 2017

Name or company name	MR IG BAIN
Contract type name	GDS Contract
Purpose of contract	General
Contract start date	01/04/2006
Contract end date	

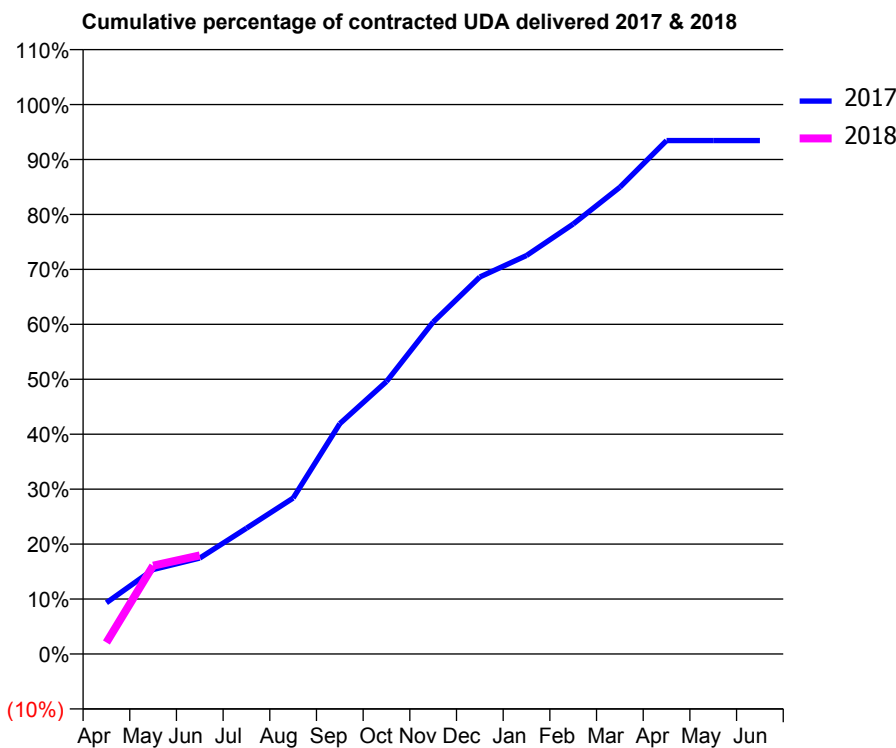
17/18 Contracted general activity (UDA)	332
Carry forward general activity (UDA)	0
17/18 Contracted orthodontic activity (UOA)	0
Carry forward orthodontic activity (UOA)	0
Baseline contract value	£6,766.39

ACCESS*

Patients seen in 24 months	Total	Change since previous quarter
Quarter ending June 2016	194	
Quarter ending September 2016	188	↓
Quarter ending December 2016	182	↓
Quarter ending March 2017	168	↓
Quarter ending June 2017	176	↑
Variance since June 2016	(9.3%)	↓



ACTIVITY



Month	Adjusted Scheduled Activity (UDA)	
	2017	2018
April	31	7
May	51	53
June	58	60
July	76	
August	94	
September	139	
October	165	
November	201	
December	228	
January	241	
February	260	
March	282	
April	310	
May	310	
June	310	

QUALITY

	Quantity	Base Number	Contract	LHB	Wales
% of FP17s for the same patient ID Re-attending within 3 months - Children	2	70	2.9%	8.3%	11.2%
% of FP17s for the same patient ID Re-attending within 3 months - Adults	0	0	N/A	14.1%	16.4%
% of FP17s for the same patient ID Re-attending between 3 & 9 months - Children	52	70	74.3%	58.9%	58.1%
% of FP17s for the same patient ID Re-attending between 3 & 9 months - Adults	0	0	N/A	54.5%	54.8%
% of FP17s for Band 1 Urgent Courses	3	55	5.5%	8.4%	9.2%
% of FP17s Relating to Free Repair or Replacements	0	55	0.0%	0.9%	0.8%
% of FP17s Relating to Continuations	0	55	0.0%	1.0%	0.9%
% of Patients satisfied with the dentistry they have received	0	0	N/A	91.5%	92.1%
% of Patients satisfied with the time they had to wait for an appointment	0	0	N/A	87.9%	87.5%

* This is based on patients treated on this contract for their most recent course of treatment. Figures in italics indicate the base number of FP17s or Patient Questionnaire responses are less than 100. N/A is shown where the base number of responses is less than 10 during the period. % is calculated as Quantity/Base number*100

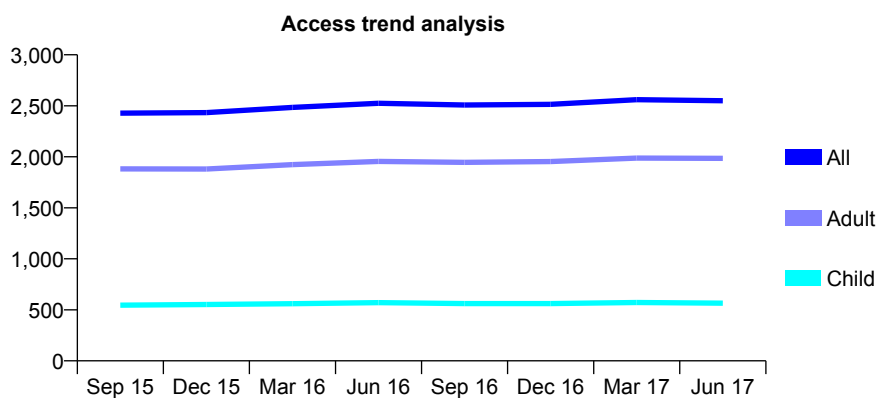
7A1 - Vital Signs At a Glance Contract Report for 331325/0001 - June 2017

Name or company name	MR LC WILLIAMS
Contract type name	GDS Contract
Purpose of contract	General
Contract start date	01/04/2006
Contract end date	

17/18 Contracted general activity (UDA)	9,694
Carry forward general activity (UDA)	0
17/18 Contracted orthodontic activity (UOA)	0
Carry forward orthodontic activity (UOA)	0
Baseline contract value	£243,880.67

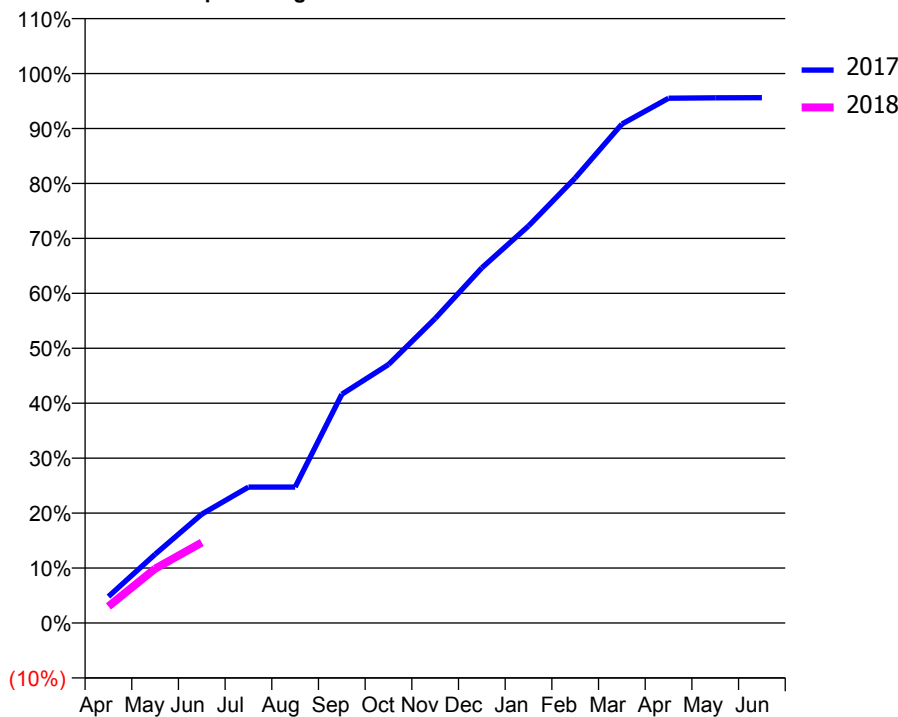
ACCESS*

Patients seen in 24 months	Total	Change since previous quarter
Quarter ending June 2016	2,525	
Quarter ending September 2016	2,508	→
Quarter ending December 2016	2,515	→
Quarter ending March 2017	2,560	→
Quarter ending June 2017	2,550	→
Variance since June 2016	1.0%	→



ACTIVITY

Cumulative percentage of contracted UDA delivered 2017 & 2018



Month	Adjusted Scheduled Activity (UDA)	
	2017	2018
April	417	293
May	1,086	959
June	1,721	1,419
July	2,150	
August	2,150	
September	3,616	
October	4,087	
November	4,814	
December	5,614	
January	6,277	
February	7,035	
March	7,887	
April	8,295	
May	8,301	
June	8,303	

QUALITY

	Quantity	Base Number	Contract	LHB	Wales
% of FP17s for the same patient ID Re-attending within 3 months - Children	25	232	10.8%	8.3%	11.2%
% of FP17s for the same patient ID Re-attending within 3 months - Adults	92	690	13.3%	14.1%	16.4%
% of FP17s for the same patient ID Re-attending between 3 & 9 months - Children	142	232	61.2%	58.9%	58.1%
% of FP17s for the same patient ID Re-attending between 3 & 9 months - Adults	398	690	57.7%	54.5%	54.8%
% of FP17s for Band 1 Urgent Courses	44	762	5.8%	8.4%	9.2%
% of FP17s Relating to Free Repair or Replacements	3	762	0.4%	0.9%	0.8%
% of FP17s Relating to Continuations	10	762	1.3%	1.0%	0.9%
% of Patients satisfied with the dentistry they have received	9	10	90.0%	91.5%	92.1%
% of Patients satisfied with the time they had to wait for an appointment	10	10	100.0%	87.9%	87.5%

* This is based on patients treated on this contract for their most recent course of treatment. Figures in italics indicate the base number of FP17s or Patient Questionnaire responses are less than 100. N/A is shown where the base number of responses is less than 10 during the period. % is calculated as Quantity/Base number*100

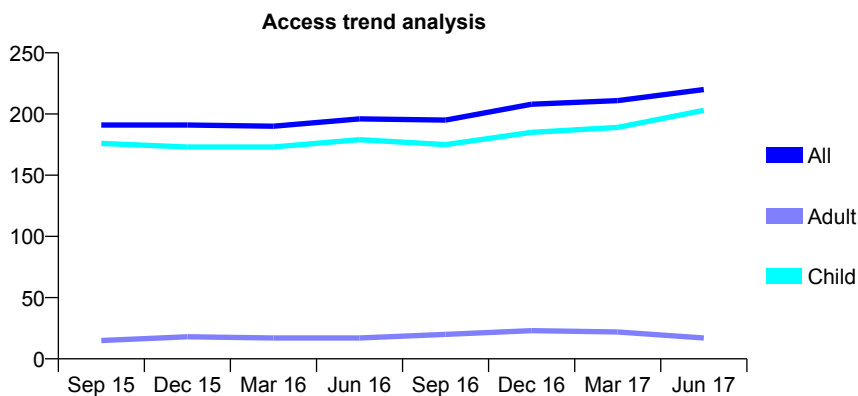
7A1 - Vital Signs At a Glance Contract Report for 332658/0001 - June 2017

Name or company name	MR JO JOHNSON
Contract type name	GDS Contract
Purpose of contract	General
Contract start date	01/04/2006
Contract end date	

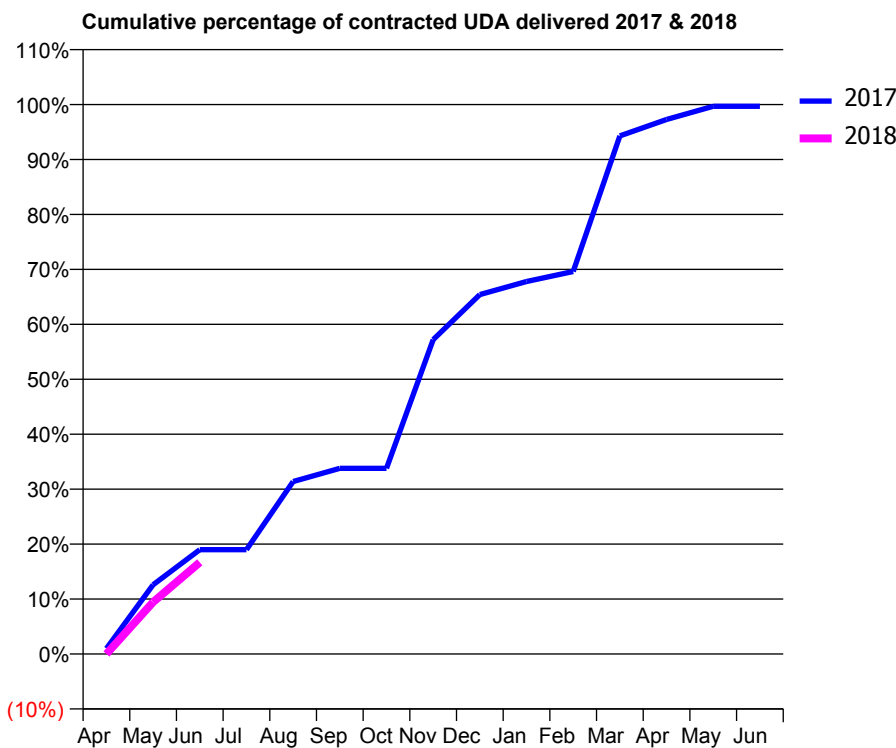
17/18 Contracted general activity (UDA)	500
Carry forward general activity (UDA)	0
17/18 Contracted orthodontic activity (UOA)	0
Carry forward orthodontic activity (UOA)	0
Baseline contract value	£11,767.01

ACCESS*

Patients seen in 24 months	Total	Change since previous quarter
Quarter ending June 2016	196	
Quarter ending September 2016	195	→
Quarter ending December 2016	208	↑
Quarter ending March 2017	211	→
Quarter ending June 2017	220	↑
Variance since June 2016	12.2%	↑



ACTIVITY



Month	Adjusted Scheduled Activity (UDA)	
	2017	2018
April	5	0
May	63	47
June	95	83
July	95	
August	157	
September	169	
October	169	
November	286	
December	327	
January	339	
February	348	
March	471	
April	486	
May	498	
June	498	

QUALITY

	Quantity	Base Number	Contract	LHB	Wales
% of FP17s for the same patient ID Re-attending within 3 months - Children	9	94	9.6%	8.3%	11.2%
% of FP17s for the same patient ID Re-attending within 3 months - Adults	0	0	N/A	14.1%	16.4%
% of FP17s for the same patient ID Re-attending between 3 & 9 months - Children	57	94	60.6%	58.9%	58.1%
% of FP17s for the same patient ID Re-attending between 3 & 9 months - Adults	0	0	N/A	54.5%	54.8%
% of FP17s for Band 1 Urgent Courses	2	73	2.7%	8.4%	9.2%
% of FP17s Relating to Free Repair or Replacements	0	73	0.0%	0.9%	0.8%
% of FP17s Relating to Continuations	0	73	0.0%	1.0%	0.9%
% of Patients satisfied with the dentistry they have received	0	0	N/A	91.5%	92.1%
% of Patients satisfied with the time they had to wait for an appointment	0	0	N/A	87.9%	87.5%

* This is based on patients treated on this contract for their most recent course of treatment. Figures in italics indicate the base number of FP17s or Patient Questionnaire responses are less than 100. N/A is shown where the base number of responses is less than 10 during the period. % is calculated as Quantity/Base number*100

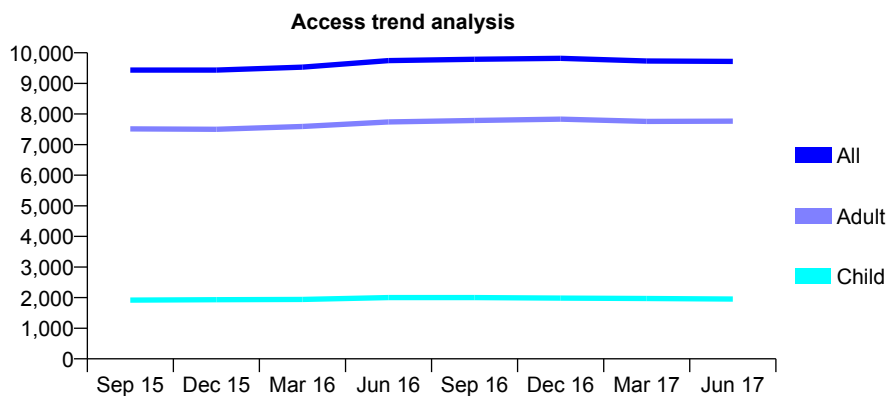
7A1 - Vital Signs At a Glance Contract Report for 569259/0001 - June 2017

Name or company name	MR RT HANDLEY
Contract type name	GDS Contract
Purpose of contract	General
Contract start date	01/04/2006
Contract end date	

17/18 Contracted general activity (UDA)	31,357
Carry forward general activity (UDA)	0
17/18 Contracted orthodontic activity (UOA)	0
Carry forward orthodontic activity (UOA)	0
Baseline contract value	£798,520.16

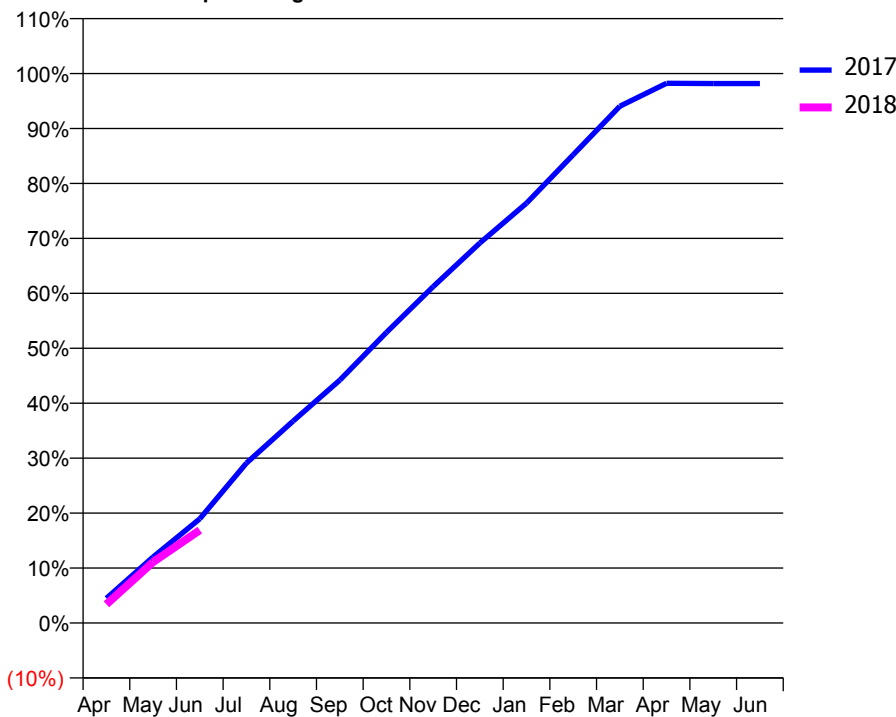
ACCESS*

Patients seen in 24 months	Total	Change since previous quarter
Quarter ending June 2016	9,746	
Quarter ending September 2016	9,788	→
Quarter ending December 2016	9,817	→
Quarter ending March 2017	9,730	→
Quarter ending June 2017	9,719	→
Variance since June 2016	(0.3%)	→



ACTIVITY

Cumulative percentage of contracted UDA delivered 2017 & 2018



Month	Adjusted Scheduled Activity (UDA)	
	2017	2018
April	1,409	1,071
May	3,774	3,484
June	5,946	5,296
July	9,131	
August	11,523	
September	13,860	
October	16,586	
November	19,198	
December	21,682	
January	23,958	
February	26,717	
March	29,487	
April	30,798	
May	30,786	
June	30,787	

QUALITY

	Quantity	Base Number	Contract	LHB	Wales
% of FP17s for the same patient ID Re-attending within 3 months - Children	29	567	5.1%	8.3%	11.2%
% of FP17s for the same patient ID Re-attending within 3 months - Adults	291	2,334	12.5%	14.1%	16.4%
% of FP17s for the same patient ID Re-attending between 3 & 9 months - Children	267	567	47.1%	58.9%	58.1%
% of FP17s for the same patient ID Re-attending between 3 & 9 months - Adults	1,050	2,334	45.0%	54.5%	54.8%
% of FP17s for Band 1 Urgent Courses	161	2,374	6.8%	8.4%	9.2%
% of FP17s Relating to Free Repair or Replacements	20	2,374	0.8%	0.9%	0.8%
% of FP17s Relating to Continuations	26	2,374	1.1%	1.0%	0.9%
% of Patients satisfied with the dentistry they have received	36	38	94.7%	91.5%	92.1%
% of Patients satisfied with the time they had to wait for an appointment	36	38	94.7%	87.9%	87.5%

* This is based on patients treated on this contract for their most recent course of treatment. Figures in italics indicate the base number of FP17s or Patient Questionnaire responses are less than 100. N/A is shown where the base number of responses is less than 10 during the period. % is calculated as Quantity/Base number*100

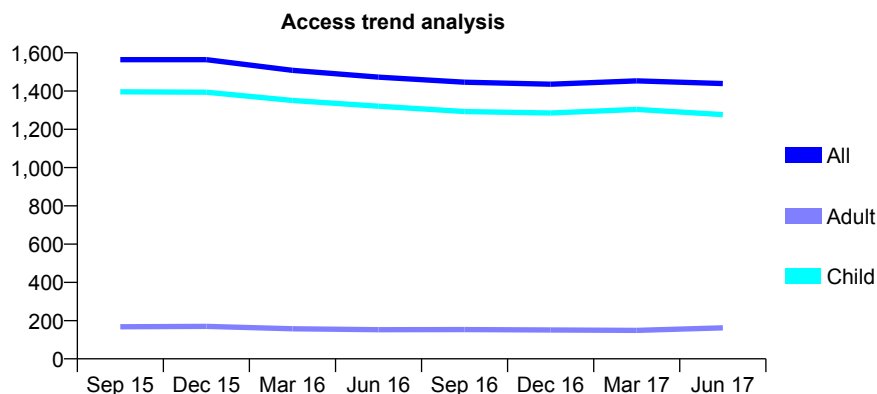
7A1 - Vital Signs At a Glance Contract Report for 571466/0001 - June 2017

Name or company name	MR SC EDWARDS
Contract type name	PDS Contract
Purpose of contract	General
Contract start date	01/04/2006
Contract end date	31/03/2018

17/18 Contracted general activity (UDA)	3,240
Carry forward general activity (UDA)	0
17/18 Contracted orthodontic activity (UOA)	0
Carry forward orthodontic activity (UOA)	0
Baseline contract value	£81,489.51

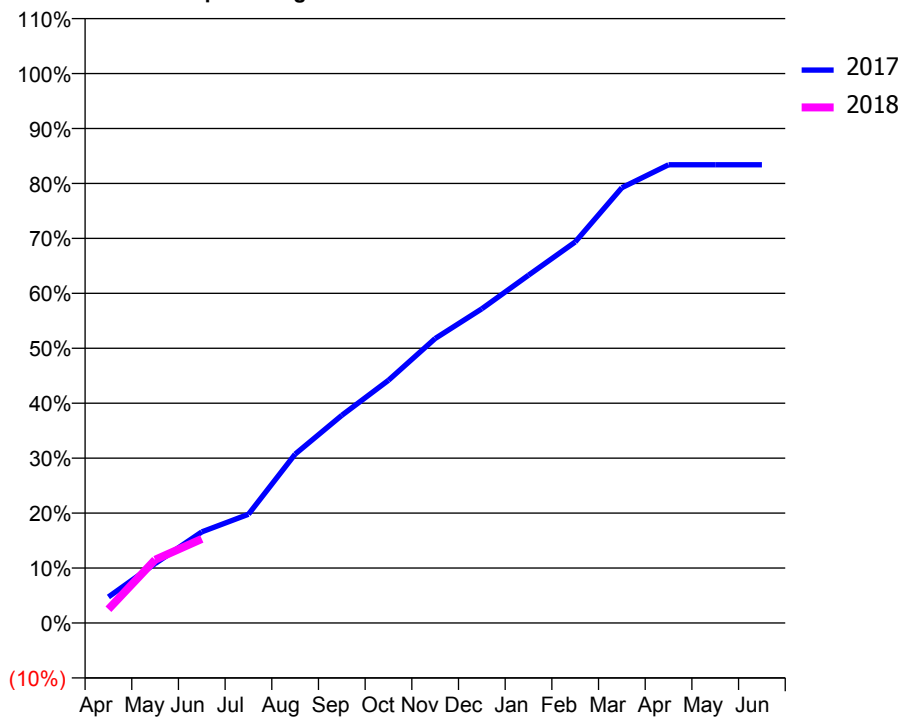
ACCESS*

Patients seen in 24 months	Total	Change since previous quarter
Quarter ending June 2016	1,473	
Quarter ending September 2016	1,446	↓
Quarter ending December 2016	1,436	→
Quarter ending March 2017	1,453	→
Quarter ending June 2017	1,439	→
Variance since June 2016	(2.3%)	↓



ACTIVITY

Cumulative percentage of contracted UDA delivered 2017 & 2018



Month	Adjusted Scheduled Activity (UDA)	
	2017	2018
April	154	81
May	350	373
June	537	496
July	641	
August	996	
September	1,225	
October	1,432	
November	1,678	
December	1,853	
January	2,051	
February	2,247	
March	2,567	
April	2,702	
May	2,702	
June	2,702	

QUALITY

	Quantity	Base Number	Contract	LHB	Wales
% of FP17s for the same patient ID Re-attending within 3 months - Children	35	409	8.6%	8.3%	11.2%
% of FP17s for the same patient ID Re-attending within 3 months - Adults	4	17	23.5%	14.1%	16.4%
% of FP17s for the same patient ID Re-attending between 3 & 9 months - Children	221	409	54.0%	58.9%	58.1%
% of FP17s for the same patient ID Re-attending between 3 & 9 months - Adults	6	17	35.3%	54.5%	54.8%
% of FP17s for Band 1 Urgent Courses	4	337	1.2%	8.4%	9.2%
% of FP17s Relating to Free Repair or Replacements	0	337	0.0%	0.9%	0.8%
% of FP17s Relating to Continuations	11	337	3.3%	1.0%	0.9%
% of Patients satisfied with the dentistry they have received	2	2	N/A	91.5%	92.1%
% of Patients satisfied with the time they had to wait for an appointment	2	2	N/A	87.9%	87.5%

* This is based on patients treated on this contract for their most recent course of treatment. Figures in italics indicate the base number of FP17s or Patient Questionnaire responses are less than 100. N/A is shown where the base number of responses is less than 10 during the period. % is calculated as Quantity/Base number*100

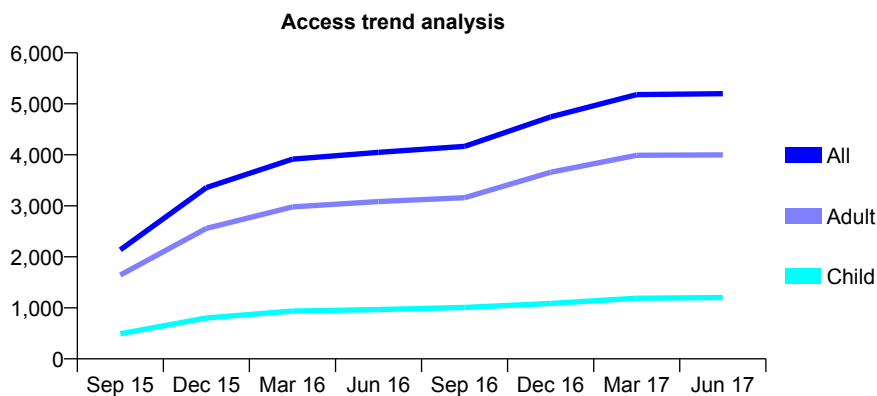
7A1 - Vital Signs At a Glance Contract Report for 602531/0001 - June 2017

Name or company name	MR DP JONES
Contract type name	GDS Contract
Purpose of contract	General
Contract start date	06/05/2015
Contract end date	

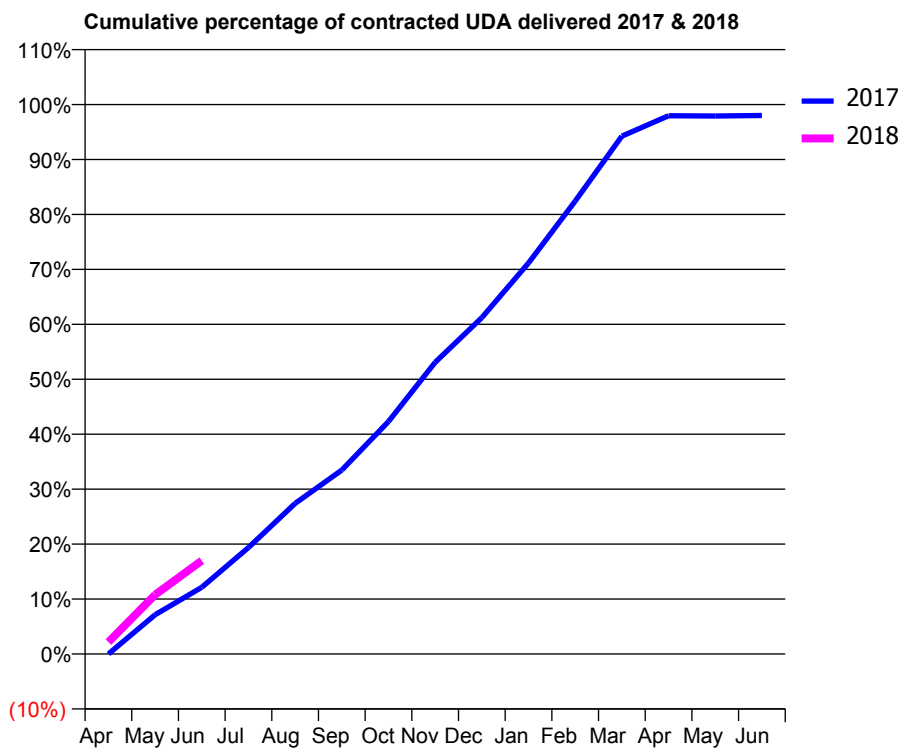
17/18 Contracted general activity (UDA)	16,008
Carry forward general activity (UDA)	0
17/18 Contracted orthodontic activity (UOA)	0
Carry forward orthodontic activity (UOA)	0
Baseline contract value	£374,615.52

ACCESS*

Patients seen in 24 months	Total	Change since previous quarter
Quarter ending June 2016	4,048	
Quarter ending September 2016	4,167	↑
Quarter ending December 2016	4,744	↑
Quarter ending March 2017	5,180	↑
Quarter ending June 2017	5,198	→
Variance since June 2016	28.4%	↑



ACTIVITY



Month	Adjusted Scheduled Activity (UDA)	
	2017	2018
April	-2	347
May	1,334	1,729
June	2,266	2,722
July	3,617	
August	5,117	
September	6,252	
October	7,901	
November	9,914	
December	11,429	
January	13,291	
February	15,392	
March	17,599	
April	18,293	
May	18,284	
June	18,300	

QUALITY

	Quantity	Base Number	Contract	LHB	Wales
% of FP17s for the same patient ID Re-attending within 3 months - Children	29	358	8.1%	8.3%	11.2%
% of FP17s for the same patient ID Re-attending within 3 months - Adults	166	1,274	13.0%	14.1%	16.4%
% of FP17s for the same patient ID Re-attending between 3 & 9 months - Children	247	358	69.0%	58.9%	58.1%
% of FP17s for the same patient ID Re-attending between 3 & 9 months - Adults	884	1,274	69.4%	54.5%	54.8%
% of FP17s for Band 1 Urgent Courses	109	1,363	8.0%	8.4%	9.2%
% of FP17s Relating to Free Repair or Replacements	9	1,363	0.7%	0.9%	0.8%
% of FP17s Relating to Continuations	3	1,363	0.2%	1.0%	0.9%
% of Patients satisfied with the dentistry they have received	25	26	96.2%	91.5%	92.1%
% of Patients satisfied with the time they had to wait for an appointment	25	26	96.2%	87.9%	87.5%

* This is based on patients treated on this contract for their most recent course of treatment. Figures in italics indicate the base number of FP17s or Patient Questionnaire responses are less than 100. N/A is shown where the base number of responses is less than 10 during the period. % is calculated as Quantity/Base number*100

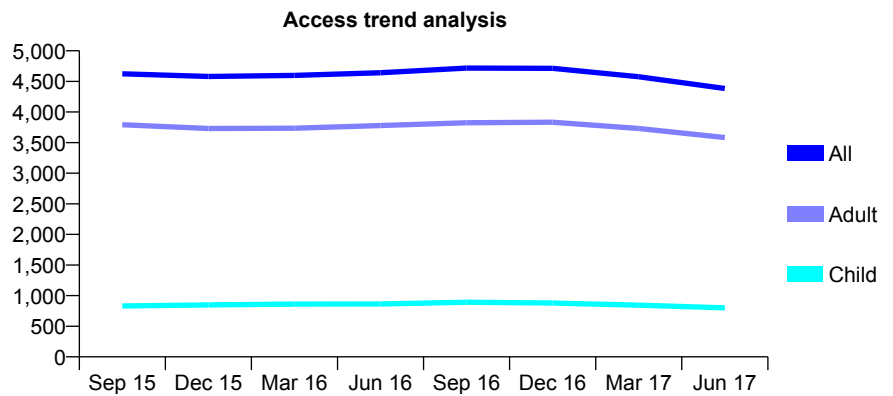
7A1 - Vital Signs At a Glance Contract Report for 624810/0001 - June 2017

Name or company name	MRS HJ WILBY
Contract type name	GDS Contract
Purpose of contract	General
Contract start date	01/04/2006
Contract end date	

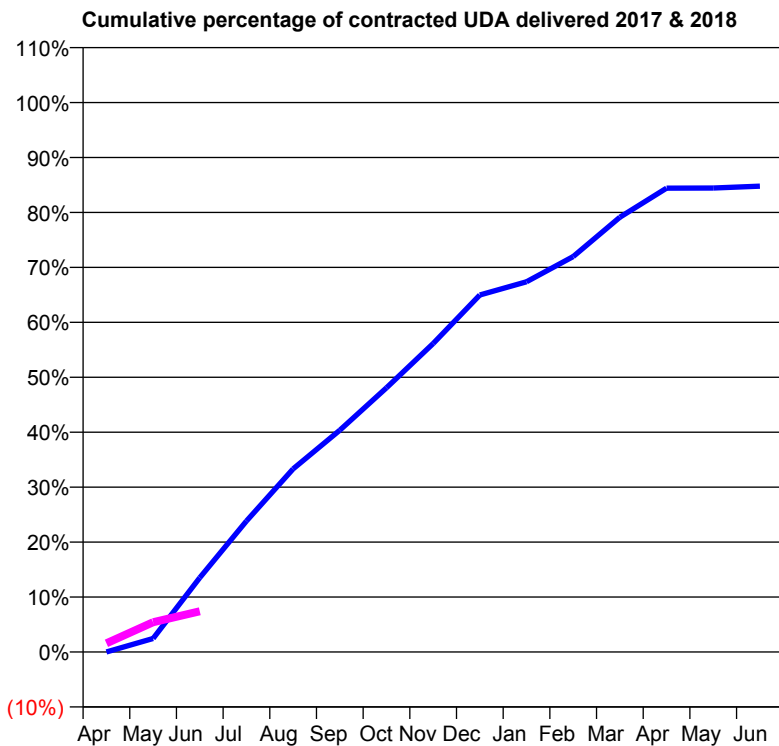
17/18 Contracted general activity (UDA)	12,500
Carry forward general activity (UDA)	0
17/18 Contracted orthodontic activity (UOA)	0
Carry forward orthodontic activity (UOA)	0
Baseline contract value	£314,333.65

ACCESS*

Patients seen in 24 months	Total	Change since previous quarter
Quarter ending June 2016	4,641	
Quarter ending September 2016	4,717	→
Quarter ending December 2016	4,714	→
Quarter ending March 2017	4,576	↓
Quarter ending June 2017	4,384	↓
Variance since June 2016	(5.5%)	↓



ACTIVITY



Month	Adjusted Scheduled Activity (UDA)	
	2017	2018
April	0	199
May	307	678
June	1,691	927
July	2,980	
August	4,166	
September	5,046	
October	6,011	
November	7,019	
December	8,121	
January	8,423	
February	8,995	
March	9,890	
April	10,552	
May	10,556	
June	10,596	

QUALITY

	Quantity	Base Number	Contract	LHB	Wales
% of FP17s for the same patient ID Re-attending within 3 months - Children	2	134	1.5%	8.3%	11.2%
% of FP17s for the same patient ID Re-attending within 3 months - Adults	50	522	9.6%	14.1%	16.4%
% of FP17s for the same patient ID Re-attending between 3 & 9 months - Children	56	134	41.8%	58.9%	58.1%
% of FP17s for the same patient ID Re-attending between 3 & 9 months - Adults	182	522	34.9%	54.5%	54.8%
% of FP17s for Band 1 Urgent Courses	47	425	11.1%	8.4%	9.2%
% of FP17s Relating to Free Repair or Replacements	5	425	1.2%	0.9%	0.8%
% of FP17s Relating to Continuations	0	425	0.0%	1.0%	0.9%
% of Patients satisfied with the dentistry they have received	17	22	77.3%	91.5%	92.1%
% of Patients satisfied with the time they had to wait for an appointment	18	22	81.8%	87.9%	87.5%

* This is based on patients treated on this contract for their most recent course of treatment. Figures in italics indicate the base number of FP17s or Patient Questionnaire responses are less than 100. N/A is shown where the base number of responses is less than 10 during the period. % is calculated as Quantity/Base number*100

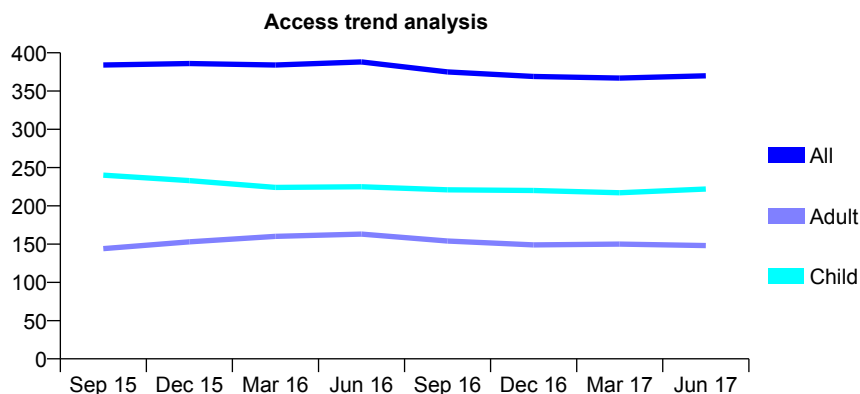
7A1 - Vital Signs At a Glance Contract Report for 635030/0001 - June 2017

Name or company name	MR BV OWEN
Contract type name	GDS Contract
Purpose of contract	General
Contract start date	01/04/2006
Contract end date	

17/18 Contracted general activity (UDA)	1,130
Carry forward general activity (UDA)	0
17/18 Contracted orthodontic activity (UOA)	0
Carry forward orthodontic activity (UOA)	0
Baseline contract value	£28,784.79

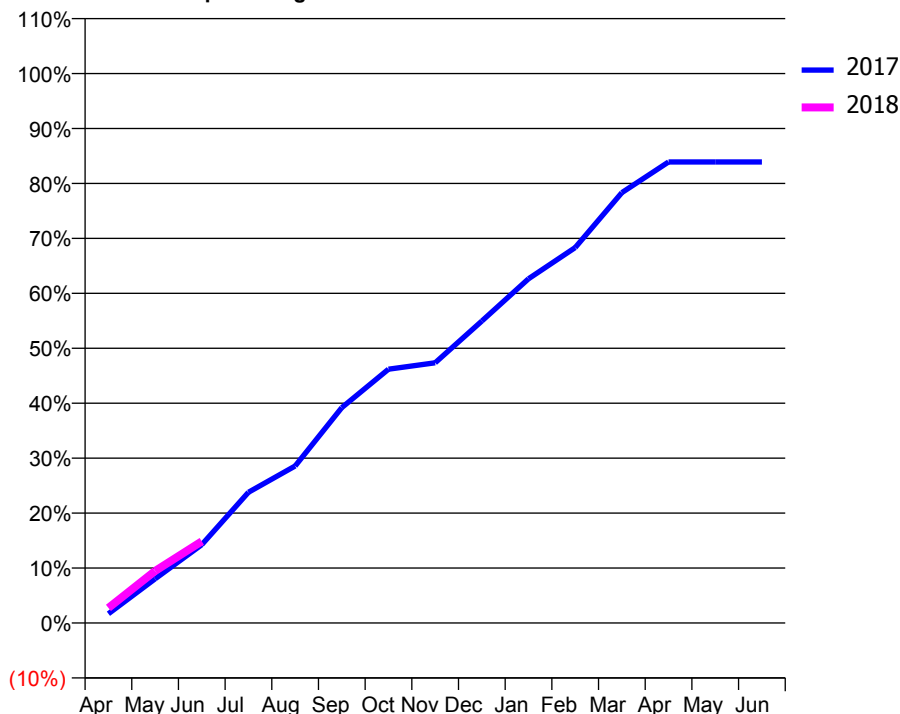
ACCESS*

Patients seen in 24 months	Total	Change since previous quarter
Quarter ending June 2016	388	
Quarter ending September 2016	375	↓
Quarter ending December 2016	369	↓
Quarter ending March 2017	367	→
Quarter ending June 2017	370	→
Variance since June 2016	(4.6%)	↓



ACTIVITY

Cumulative percentage of contracted UDA delivered 2017 & 2018



Adjusted Scheduled Activity (UDA)

Month	2017	2018
April	19	31
May	91	107
June	161	168
July	269	
August	323	
September	443	
October	522	
November	535	
December	621	
January	708	
February	772	
March	885	
April	948	
May	948	
June	948	

QUALITY

	Quantity	Base Number	Contract	LHB	Wales
% of FP17s for the same patient ID Re-attending within 3 months - Children	15	94	16.0%	8.3%	11.2%
% of FP17s for the same patient ID Re-attending within 3 months - Adults	3	35	8.6%	14.1%	16.4%
% of FP17s for the same patient ID Re-attending between 3 & 9 months - Children	55	94	58.5%	58.9%	58.1%
% of FP17s for the same patient ID Re-attending between 3 & 9 months - Adults	21	35	60.0%	54.5%	54.8%
% of FP17s for Band 1 Urgent Courses	0	99	0.0%	8.4%	9.2%
% of FP17s Relating to Free Repair or Replacements	0	99	0.0%	0.9%	0.8%
% of FP17s Relating to Continuations	6	99	6.1%	1.0%	0.9%
% of Patients satisfied with the dentistry they have received	3	3	N/A	91.5%	92.1%
% of Patients satisfied with the time they had to wait for an appointment	3	3	N/A	87.9%	87.5%

* This is based on patients treated on this contract for their most recent course of treatment. Figures in italics indicate the base number of FP17s or Patient Questionnaire responses are less than 100. N/A is shown where the base number of responses is less than 10 during the period. % is calculated as Quantity/Base number*100

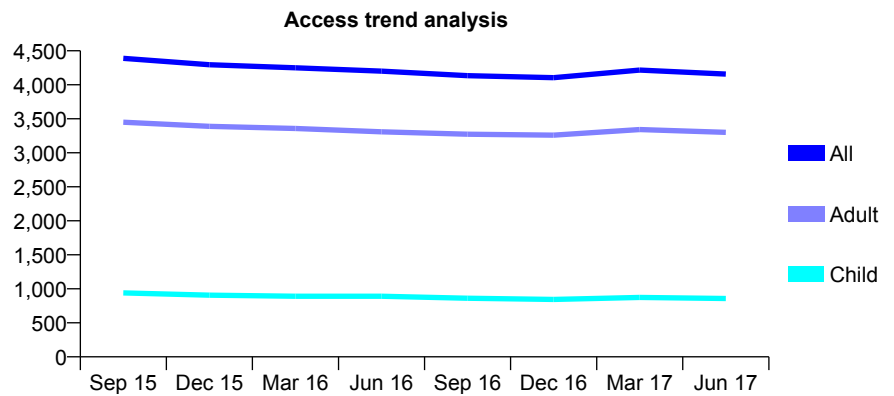
7A1 - Vital Signs At a Glance Contract Report for 639095/0001 - June 2017

Name or company name	MR MA HORTON
Contract type name	GDS Contract
Purpose of contract	General
Contract start date	01/04/2006
Contract end date	

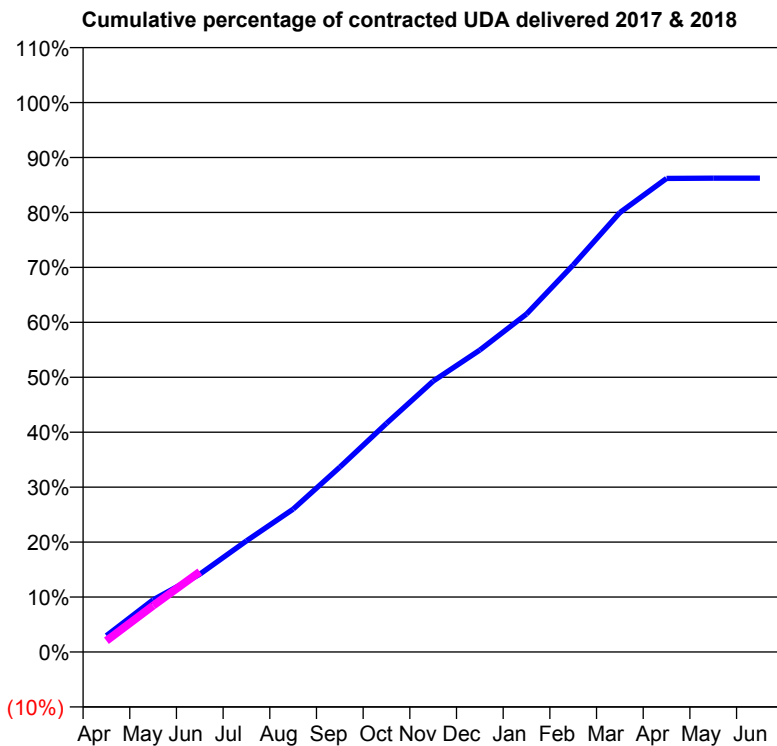
17/18 Contracted general activity (UDA)	14,832
Carry forward general activity (UDA)	0
17/18 Contracted orthodontic activity (UOA)	0
Carry forward orthodontic activity (UOA)	0
Baseline contract value	£423,926.23

ACCESS*

Patients seen in 24 months	Total	Change since previous quarter
Quarter ending June 2016	4,200	
Quarter ending September 2016	4,134	↓
Quarter ending December 2016	4,104	→
Quarter ending March 2017	4,216	↑
Quarter ending June 2017	4,157	↓
Variance since June 2016	(1.0%)	↓



ACTIVITY



Month	Adjusted Scheduled Activity (UDA)	
	2017	2018
April	441	303
May	1,410	1,250
June	2,101	2,165
July	2,999	
August	3,857	
September	4,991	
October	6,170	
November	7,311	
December	8,149	
January	9,121	
February	10,447	
March	11,860	
April	12,782	
May	12,788	
June	12,791	

QUALITY

	Quantity	Base Number	Contract	LHB	Wales
% of FP17s for the same patient ID Re-attending within 3 months - Children	30	350	8.6%	8.3%	11.2%
% of FP17s for the same patient ID Re-attending within 3 months - Adults	228	1,236	18.4%	14.1%	16.4%
% of FP17s for the same patient ID Re-attending between 3 & 9 months - Children	234	350	66.9%	58.9%	58.1%
% of FP17s for the same patient ID Re-attending between 3 & 9 months - Adults	748	1,236	60.5%	54.5%	54.8%
% of FP17s for Band 1 Urgent Courses	114	1,159	9.8%	8.4%	9.2%
% of FP17s Relating to Free Repair or Replacements	19	1,159	1.6%	0.9%	0.8%
% of FP17s Relating to Continuations	15	1,159	1.3%	1.0%	0.9%
% of Patients satisfied with the dentistry they have received	34	39	87.2%	91.5%	92.1%
% of Patients satisfied with the time they had to wait for an appointment	33	39	84.6%	87.9%	87.5%

* This is based on patients treated on this contract for their most recent course of treatment. Figures in italics indicate the base number of FP17s or Patient Questionnaire responses are less than 100. N/A is shown where the base number of responses is less than 10 during the period. % is calculated as Quantity/Base number*100

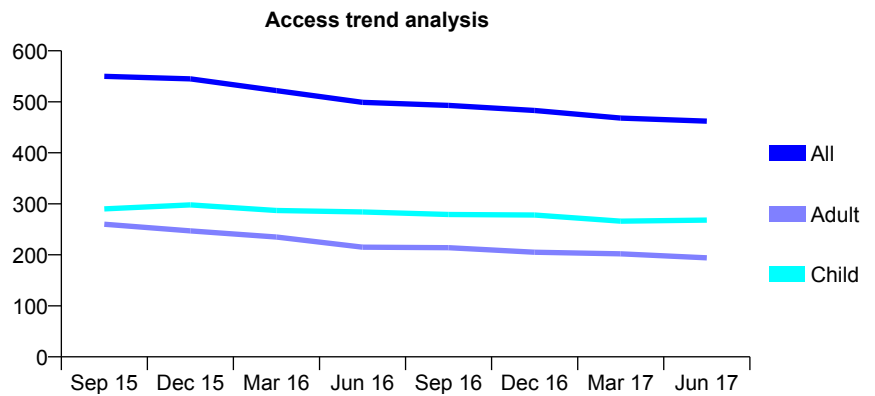
7A1 - Vital Signs At a Glance Contract Report for 641820/0001 - June 2017

Name or company name	MR AP WOOLLEY
Contract type name	GDS Contract
Purpose of contract	General
Contract start date	01/04/2006
Contract end date	

17/18 Contracted general activity (UDA)	1,300
Carry forward general activity (UDA)	0
17/18 Contracted orthodontic activity (UOA)	0
Carry forward orthodontic activity (UOA)	0
Baseline contract value	£31,940.68

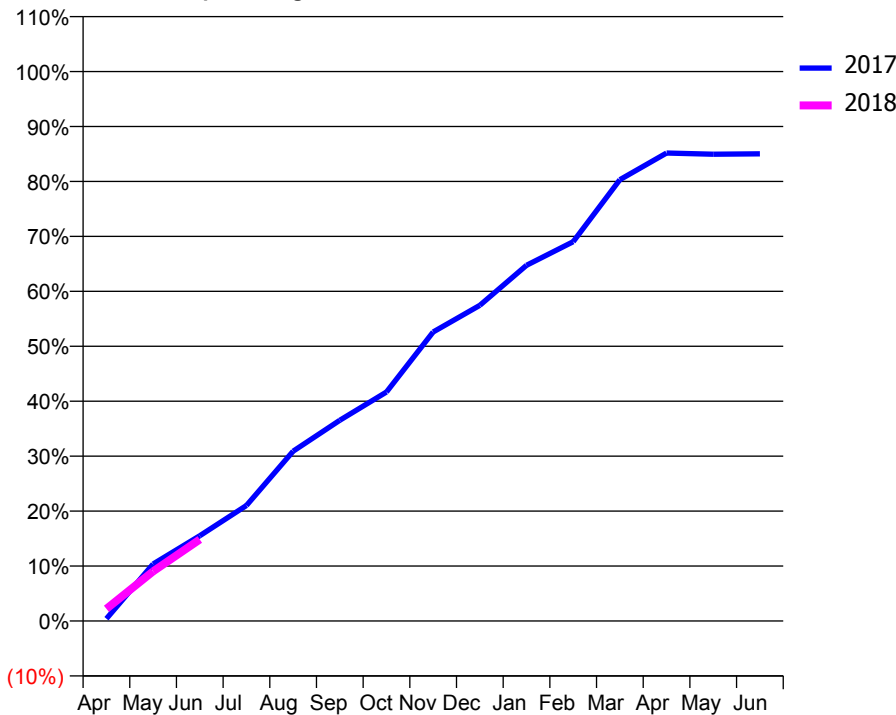
ACCESS*

Patients seen in 24 months	Total	Change since previous quarter
Quarter ending June 2016	499	
Quarter ending September 2016	493	↓
Quarter ending December 2016	483	↓
Quarter ending March 2017	468	↓
Quarter ending June 2017	462	↓
Variance since June 2016	(7.4%)	↓



ACTIVITY

Cumulative percentage of contracted UDA delivered 2017 & 2018



Month	Adjusted Scheduled Activity (UDA)	
	2017	2018
April	5	29
May	135	118
June	202	193
July	273	
August	402	
September	475	
October	542	
November	684	
December	747	
January	841	
February	897	
March	1,044	
April	1,107	
May	1,104	
June	1,105	

QUALITY

	Quantity	Base Number	Contract	LHB	Wales
% of FP17s for the same patient ID Re-attending within 3 months - Children	8	92	8.7%	8.3%	11.2%
% of FP17s for the same patient ID Re-attending within 3 months - Adults	6	52	11.5%	14.1%	16.4%
% of FP17s for the same patient ID Re-attending between 3 & 9 months - Children	47	92	51.1%	58.9%	58.1%
% of FP17s for the same patient ID Re-attending between 3 & 9 months - Adults	32	52	61.5%	54.5%	54.8%
% of FP17s for Band 1 Urgent Courses	4	111	3.6%	8.4%	9.2%
% of FP17s Relating to Free Repair or Replacements	0	111	0.0%	0.9%	0.8%
% of FP17s Relating to Continuations	0	111	0.0%	1.0%	0.9%
% of Patients satisfied with the dentistry they have received	1	1	N/A	91.5%	92.1%
% of Patients satisfied with the time they had to wait for an appointment	0	1	N/A	87.9%	87.5%

* This is based on patients treated on this contract for their most recent course of treatment. Figures in italics indicate the base number of FP17s or Patient Questionnaire responses are less than 100. N/A is shown where the base number of responses is less than 10 during the period. % is calculated as Quantity/Base number*100

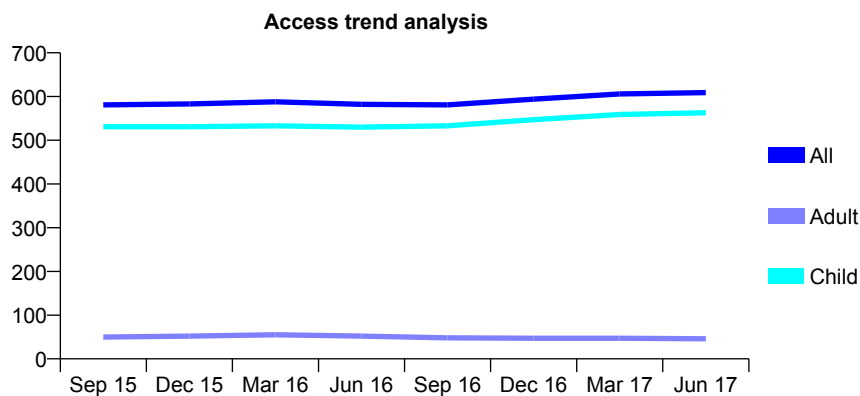
7A1 - Vital Signs At a Glance Contract Report for 678589/0001 - June 2017

Name or company name	MR FQ HEWITT
Contract type name	GDS Contract
Purpose of contract	General
Contract start date	01/04/2009
Contract end date	

17/18 Contracted general activity (UDA)	1,129
Carry forward general activity (UDA)	0
17/18 Contracted orthodontic activity (UOA)	0
Carry forward orthodontic activity (UOA)	0
Baseline contract value	£27,322.72

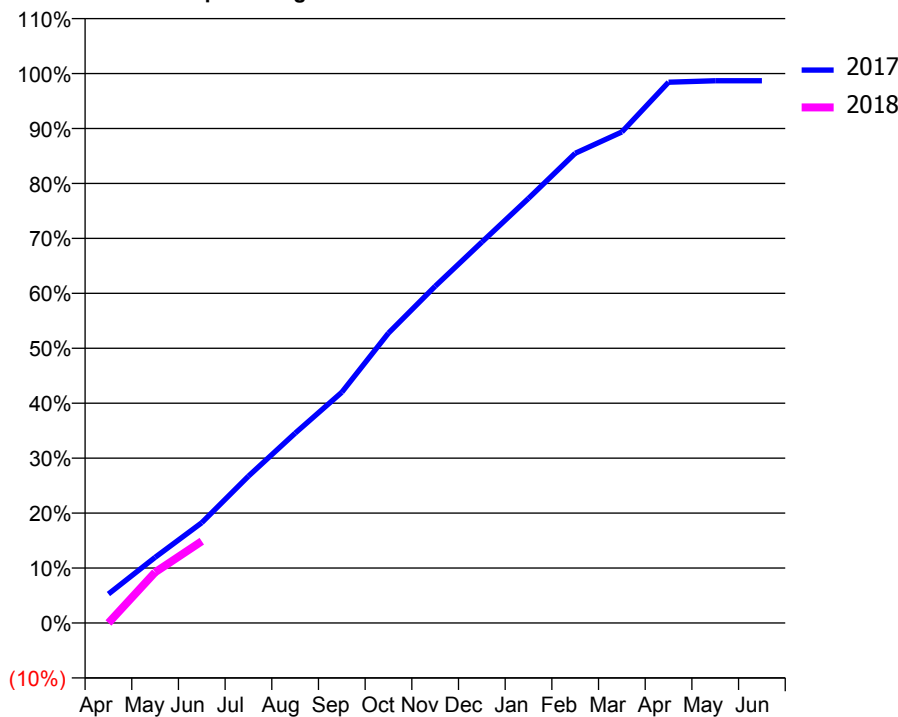
ACCESS*

Patients seen in 24 months	Total	Change since previous quarter
Quarter ending June 2016	582	
Quarter ending September 2016	581	→
Quarter ending December 2016	594	↑
Quarter ending March 2017	606	↑
Quarter ending June 2017	609	→
Variance since June 2016	4.6%	↑



ACTIVITY

Cumulative percentage of contracted UDA delivered 2017 & 2018



Month	Adjusted Scheduled Activity (UDA)	
	2017	2018
April	60	0
May	135	104
June	206	168
July	302	
August	390	
September	474	
October	596	
November	692	
December	783	
January	872	
February	965	
March	1,009	
April	1,111	
May	1,114	
June	1,114	

QUALITY

	Quantity	Base Number	Contract	LHB	Wales
% of FP17s for the same patient ID Re-attending within 3 months - Children	18	202	8.9%	8.3%	11.2%
% of FP17s for the same patient ID Re-attending within 3 months - Adults	0	3	0.0%	14.1%	16.4%
% of FP17s for the same patient ID Re-attending between 3 & 9 months - Children	113	202	55.9%	58.9%	58.1%
% of FP17s for the same patient ID Re-attending between 3 & 9 months - Adults	3	3	100.0%	54.5%	54.8%
% of FP17s for Band 1 Urgent Courses	11	136	8.1%	8.4%	9.2%
% of FP17s Relating to Free Repair or Replacements	0	136	0.0%	0.9%	0.8%
% of FP17s Relating to Continuations	0	136	0.0%	1.0%	0.9%
% of Patients satisfied with the dentistry they have received	1	1	N/A	91.5%	92.1%
% of Patients satisfied with the time they had to wait for an appointment	1	1	N/A	87.9%	87.5%

* This is based on patients treated on this contract for their most recent course of treatment. Figures in italics indicate the base number of FP17s or Patient Questionnaire responses are less than 100. N/A is shown where the base number of responses is less than 10 during the period. % is calculated as Quantity/Base number*100

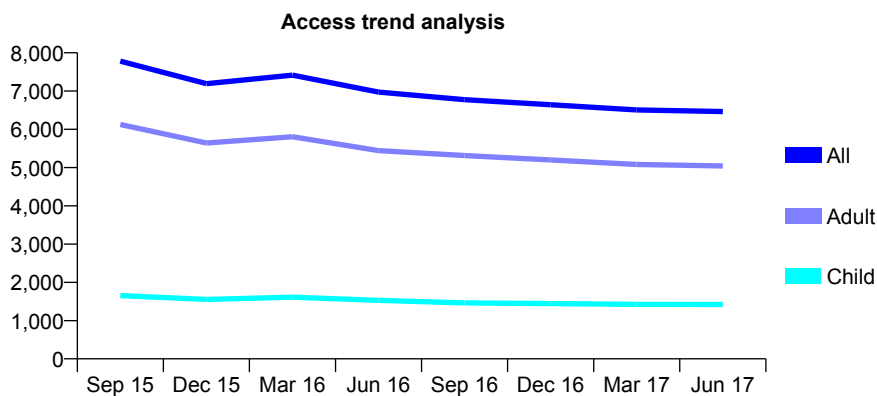
7A1 - Vital Signs At a Glance Contract Report for 682365/0001 - June 2017

Name or company name	MR QM JAFFRI
Contract type name	GDS Contract
Purpose of contract	General
Contract start date	01/04/2006
Contract end date	

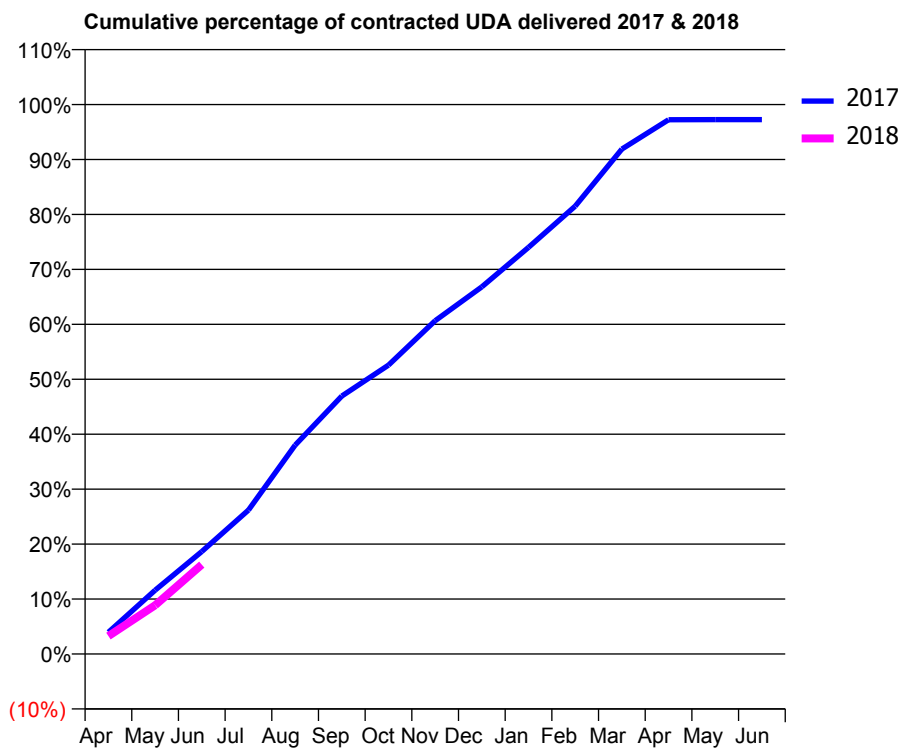
17/18 Contracted general activity (UDA)	19,008
Carry forward general activity (UDA)	0
17/18 Contracted orthodontic activity (UOA)	0
Carry forward orthodontic activity (UOA)	0
Baseline contract value	£456,296.43

ACCESS*

Patients seen in 24 months	Total	Change since previous quarter
Quarter ending June 2016	6,973	
Quarter ending September 2016	6,775	↓
Quarter ending December 2016	6,643	↓
Quarter ending March 2017	6,506	↓
Quarter ending June 2017	6,465	→
Variance since June 2016	(7.3%)	↓



ACTIVITY



Month	Adjusted Scheduled Activity (UDA)	
	2017	2018
April	752	620
May	2,200	1,685
June	3,532	3,092
July	4,960	
August	7,198	
September	8,887	
October	9,951	
November	11,481	
December	12,648	
January	14,008	
February	15,429	
March	17,397	
April	18,405	
May	18,410	
June	18,409	

QUALITY

	Quantity	Base Number	Contract	LHB	Wales
% of FP17s for the same patient ID Re-attending within 3 months - Children	34	436	7.8%	8.3%	11.2%
% of FP17s for the same patient ID Re-attending within 3 months - Adults	267	1,709	15.6%	14.1%	16.4%
% of FP17s for the same patient ID Re-attending between 3 & 9 months - Children	262	436	60.1%	58.9%	58.1%
% of FP17s for the same patient ID Re-attending between 3 & 9 months - Adults	1,013	1,709	59.3%	54.5%	54.8%
% of FP17s for Band 1 Urgent Courses	144	1,675	8.6%	8.4%	9.2%
% of FP17s Relating to Free Repair or Replacements	35	1,675	2.1%	0.9%	0.8%
% of FP17s Relating to Continuations	16	1,675	1.0%	1.0%	0.9%
% of Patients satisfied with the dentistry they have received	11	11	100.0%	91.5%	92.1%
% of Patients satisfied with the time they had to wait for an appointment	10	11	90.9%	87.9%	87.5%

* This is based on patients treated on this contract for their most recent course of treatment. Figures in italics indicate the base number of FP17s or Patient Questionnaire responses are less than 100. N/A is shown where the base number of responses is less than 10 during the period. % is calculated as Quantity/Base number*100

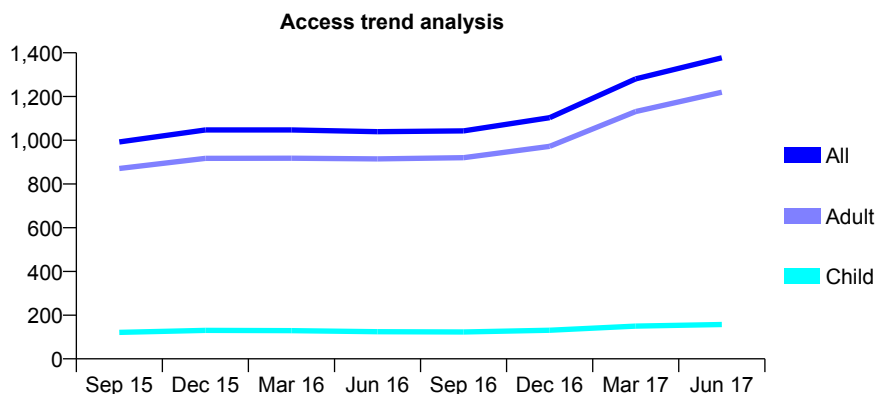
7A1 - Vital Signs At a Glance Contract Report for 682365/0006 - June 2017

Name or company name	MR QM JAFFRI
Contract type name	GDS Contract
Purpose of contract	General
Contract start date	01/01/2010
Contract end date	

17/18 Contracted general activity (UDA)	6,699
Carry forward general activity (UDA)	0
17/18 Contracted orthodontic activity (UOA)	0
Carry forward orthodontic activity (UOA)	0
Baseline contract value	£172,231.77

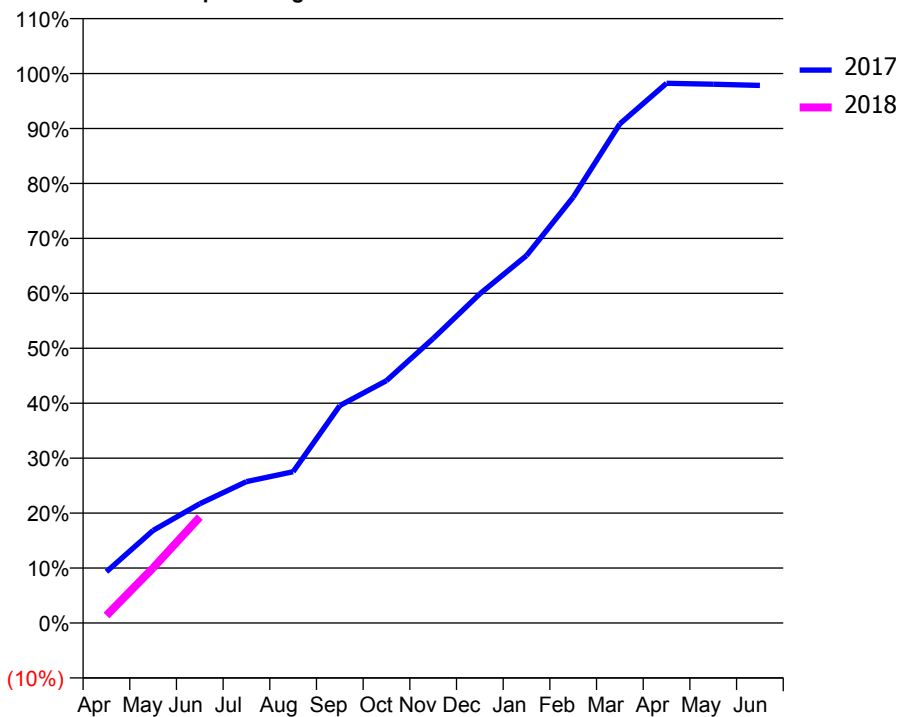
ACCESS*

Patients seen in 24 months	Total	Change since previous quarter
Quarter ending June 2016	1,039	
Quarter ending September 2016	1,043	→
Quarter ending December 2016	1,103	↑
Quarter ending March 2017	1,281	↑
Quarter ending June 2017	1,377	↑
Variance since June 2016	32.5%	↑



ACTIVITY

Cumulative percentage of contracted UDA delivered 2017 & 2018



Adjusted Scheduled Activity (UDA)

Month	2017	2018
April	496	93
May	896	672
June	1,155	1,292
July	1,368	
August	1,465	
September	2,104	
October	2,345	
November	2,753	
December	3,186	
January	3,556	
February	4,121	
March	4,831	
April	5,223	
May	5,214	
June	5,203	

QUALITY

	Quantity	Base Number	Contract	LHB	Wales
% of FP17s for the same patient ID Re-attending within 3 months - Children	1	55	1.8%	8.3%	11.2%
% of FP17s for the same patient ID Re-attending within 3 months - Adults	95	530	17.9%	14.1%	16.4%
% of FP17s for the same patient ID Re-attending between 3 & 9 months - Children	39	55	70.9%	58.9%	58.1%
% of FP17s for the same patient ID Re-attending between 3 & 9 months - Adults	280	530	52.8%	54.5%	54.8%
% of FP17s for Band 1 Urgent Courses	31	483	6.4%	8.4%	9.2%
% of FP17s Relating to Free Repair or Replacements	13	483	2.7%	0.9%	0.8%
% of FP17s Relating to Continuations	2	483	0.4%	1.0%	0.9%
% of Patients satisfied with the dentistry they have received	8	8	N/A	91.5%	92.1%
% of Patients satisfied with the time they had to wait for an appointment	7	8	N/A	87.9%	87.5%

* This is based on patients treated on this contract for their most recent course of treatment. Figures in italics indicate the base number of FP17s or Patient Questionnaire responses are less than 100. N/A is shown where the base number of responses is less than 10 during the period. % is calculated as Quantity/Base number*100

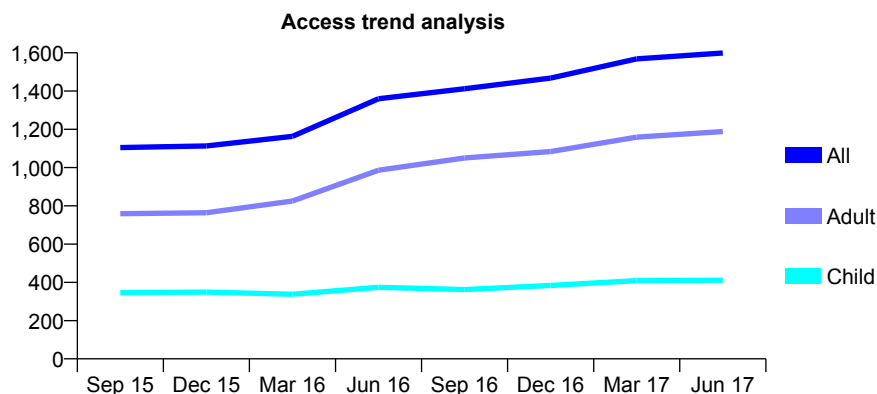
7A1 - Vital Signs At a Glance Contract Report for 682365/0008 - June 2017

Name or company name	MR QM JAFFRI
Contract type name	GDS Contract
Purpose of contract	General
Contract start date	01/07/2010
Contract end date	

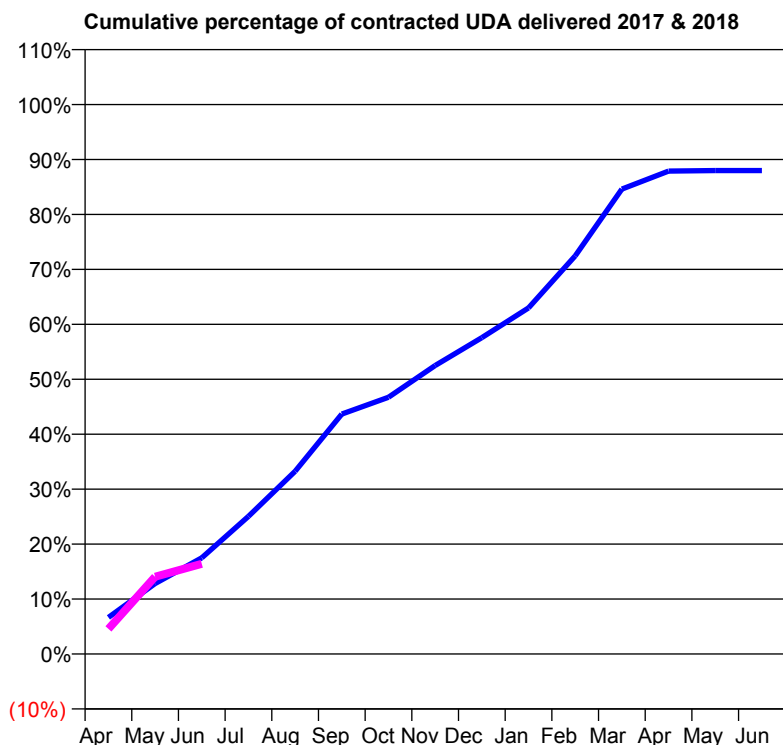
17/18 Contracted general activity (UDA)	4,021
Carry forward general activity (UDA)	0
17/18 Contracted orthodontic activity (UOA)	0
Carry forward orthodontic activity (UOA)	0
Baseline contract value	£103,119.66

ACCESS*

Patients seen in 24 months	Total	Change since previous quarter
Quarter ending June 2016	1,360	
Quarter ending September 2016	1,412	↑
Quarter ending December 2016	1,468	↑
Quarter ending March 2017	1,568	↑
Quarter ending June 2017	1,599	→
Variance since June 2016	17.6%	↑



ACTIVITY



Month	Adjusted Scheduled Activity (UDA)	
	2017	2018
April	368	184
May	708	565
June	966	660
July	1,383	
August	1,836	
September	2,411	
October	2,580	
November	2,899	
December	3,179	
January	3,477	
February	4,000	
March	4,671	
April	4,853	
May	4,858	
June	4,858	

QUALITY

	Quantity	Base Number	Contract	LHB	Wales
% of FP17s for the same patient ID Re-attending within 3 months - Children	14	93	15.1%	8.3%	11.2%
% of FP17s for the same patient ID Re-attending within 3 months - Adults	49	255	19.2%	14.1%	16.4%
% of FP17s for the same patient ID Re-attending between 3 & 9 months - Children	39	93	41.9%	58.9%	58.1%
% of FP17s for the same patient ID Re-attending between 3 & 9 months - Adults	95	255	37.3%	54.5%	54.8%
% of FP17s for Band 1 Urgent Courses	11	279	3.9%	8.4%	9.2%
% of FP17s Relating to Free Repair or Replacements	8	279	2.9%	0.9%	0.8%
% of FP17s Relating to Continuations	0	279	0.0%	1.0%	0.9%
% of Patients satisfied with the dentistry they have received	2	4	N/A	91.5%	92.1%
% of Patients satisfied with the time they had to wait for an appointment	3	4	N/A	87.9%	87.5%

* This is based on patients treated on this contract for their most recent course of treatment. Figures in italics indicate the base number of FP17s or Patient Questionnaire responses are less than 100. N/A is shown where the base number of responses is less than 10 during the period. % is calculated as Quantity/Base number*100

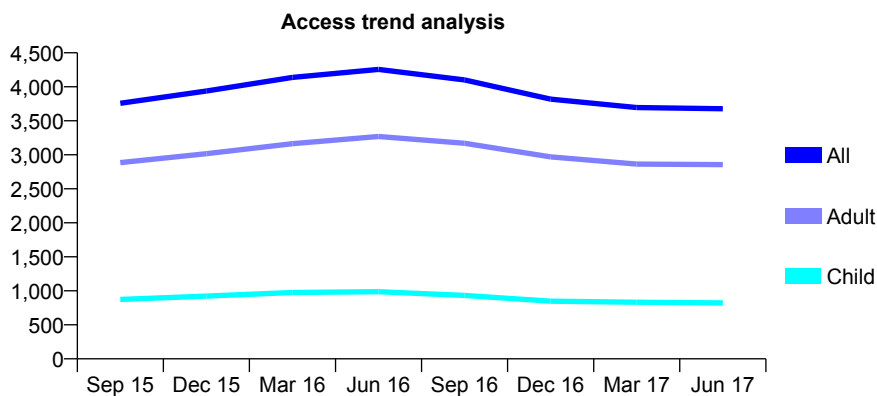
7A1 - Vital Signs At a Glance Contract Report for 682365/0011 - June 2017

Name or company name	MR QM JAFFRI
Contract type name	GDS Contract
Purpose of contract	General
Contract start date	01/10/2014
Contract end date	

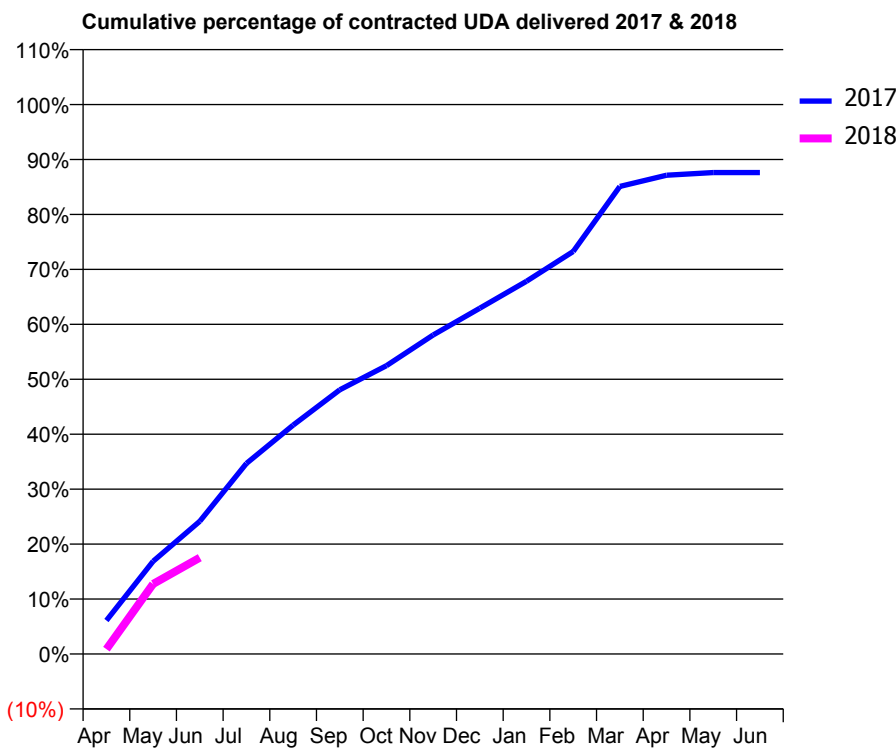
17/18 Contracted general activity (UDA)	12,759
Carry forward general activity (UDA)	0
17/18 Contracted orthodontic activity (UOA)	0
Carry forward orthodontic activity (UOA)	0
Baseline contract value	£303,010.99

ACCESS*

Patients seen in 24 months	Total	Change since previous quarter
Quarter ending June 2016	4,256	
Quarter ending September 2016	4,101	↓
Quarter ending December 2016	3,818	↓
Quarter ending March 2017	3,696	↓
Quarter ending June 2017	3,678	→
Variance since June 2016	(13.6%)	↓



ACTIVITY



Month	Adjusted Scheduled Activity (UDA)	
	2017	2018
April	642	112
May	1,776	1,627
June	2,541	2,236
July	3,649	
August	4,381	
September	5,057	
October	5,519	
November	6,108	
December	6,621	
January	7,135	
February	7,704	
March	8,950	
April	9,164	
May	9,215	
June	9,215	

QUALITY

	Quantity	Base Number	Contract	LHB	Wales
% of FP17s for the same patient ID Re-attending within 3 months - Children	23	246	9.3%	8.3%	11.2%
% of FP17s for the same patient ID Re-attending within 3 months - Adults	134	934	14.3%	14.1%	16.4%
% of FP17s for the same patient ID Re-attending between 3 & 9 months - Children	133	246	54.1%	58.9%	58.1%
% of FP17s for the same patient ID Re-attending between 3 & 9 months - Adults	520	934	55.7%	54.5%	54.8%
% of FP17s for Band 1 Urgent Courses	94	1,070	8.8%	8.4%	9.2%
% of FP17s Relating to Free Repair or Replacements	1	1,070	0.1%	0.9%	0.8%
% of FP17s Relating to Continuations	0	1,070	0.0%	1.0%	0.9%
% of Patients satisfied with the dentistry they have received	9	10	90.0%	91.5%	92.1%
% of Patients satisfied with the time they had to wait for an appointment	9	10	90.0%	87.9%	87.5%

* This is based on patients treated on this contract for their most recent course of treatment. Figures in italics indicate the base number of FP17s or Patient Questionnaire responses are less than 100. N/A is shown where the base number of responses is less than 10 during the period. % is calculated as Quantity/Base number*100

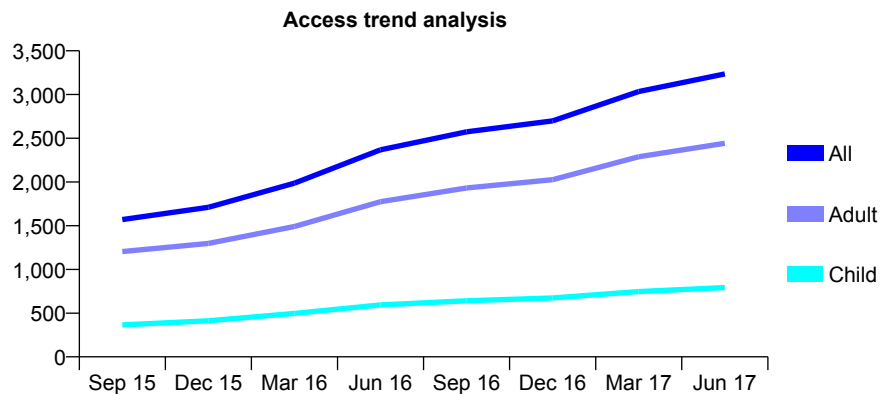
7A1 - Vital Signs At a Glance Contract Report for 682365/0012 - June 2017

Name or company name	MR QM JAFFRI
Contract type name	GDS Contract
Purpose of contract	General
Contract start date	01/10/2014
Contract end date	

17/18 Contracted general activity (UDA)	10,249
Carry forward general activity (UDA)	0
17/18 Contracted orthodontic activity (UOA)	0
Carry forward orthodontic activity (UOA)	0
Baseline contract value	£243,658.99

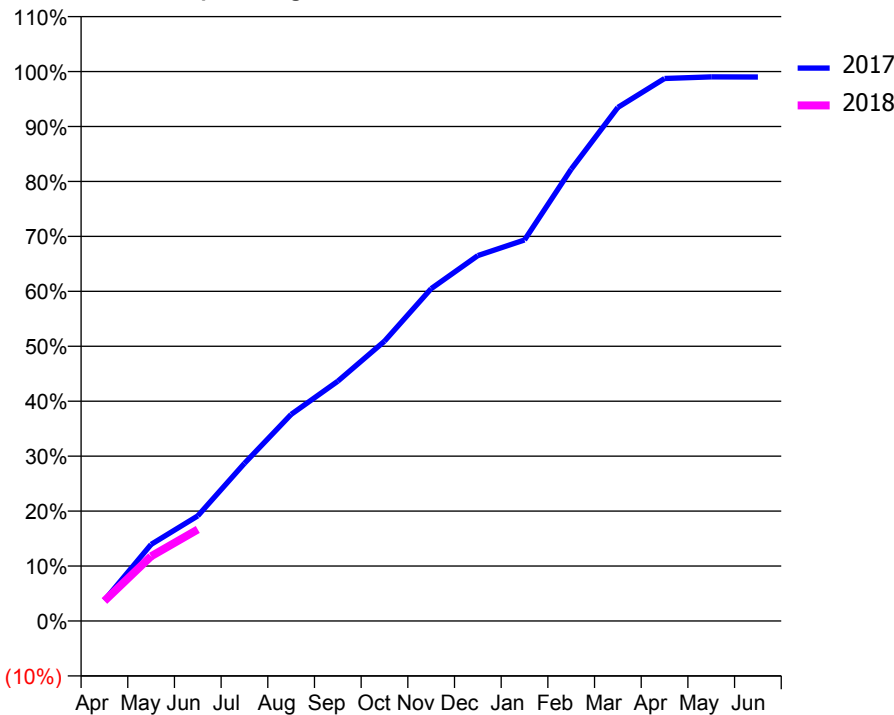
ACCESS*

Patients seen in 24 months	Total	Change since previous quarter
Quarter ending June 2016	2,368	
Quarter ending September 2016	2,573	↑
Quarter ending December 2016	2,699	↑
Quarter ending March 2017	3,034	↑
Quarter ending June 2017	3,235	↑
Variance since June 2016	36.6%	↑



ACTIVITY

Cumulative percentage of contracted UDA delivered 2017 & 2018



Month	Adjusted Scheduled Activity (UDA)	
	2017	2018
April	364	375
May	1,342	1,208
June	1,843	1,708
July	2,763	
August	3,620	
September	4,203	
October	4,903	
November	5,824	
December	6,403	
January	6,677	
February	7,917	
March	8,999	
April	9,506	
May	9,533	
June	9,532	

QUALITY

	Quantity	Base Number	Contract	LHB	Wales
% of FP17s for the same patient ID Re-attending within 3 months - Children	6	225	2.7%	8.3%	11.2%
% of FP17s for the same patient ID Re-attending within 3 months - Adults	43	746	5.8%	14.1%	16.4%
% of FP17s for the same patient ID Re-attending between 3 & 9 months - Children	115	225	51.1%	58.9%	58.1%
% of FP17s for the same patient ID Re-attending between 3 & 9 months - Adults	403	746	54.0%	54.5%	54.8%
% of FP17s for Band 1 Urgent Courses	50	729	6.9%	8.4%	9.2%
% of FP17s Relating to Free Repair or Replacements	8	729	1.1%	0.9%	0.8%
% of FP17s Relating to Continuations	1	729	0.1%	1.0%	0.9%
% of Patients satisfied with the dentistry they have received	7	8	N/A	91.5%	92.1%
% of Patients satisfied with the time they had to wait for an appointment	7	8	N/A	87.9%	87.5%

* This is based on patients treated on this contract for their most recent course of treatment. Figures in italics indicate the base number of FP17s or Patient Questionnaire responses are less than 100. N/A is shown where the base number of responses is less than 10 during the period. % is calculated as Quantity/Base number*100

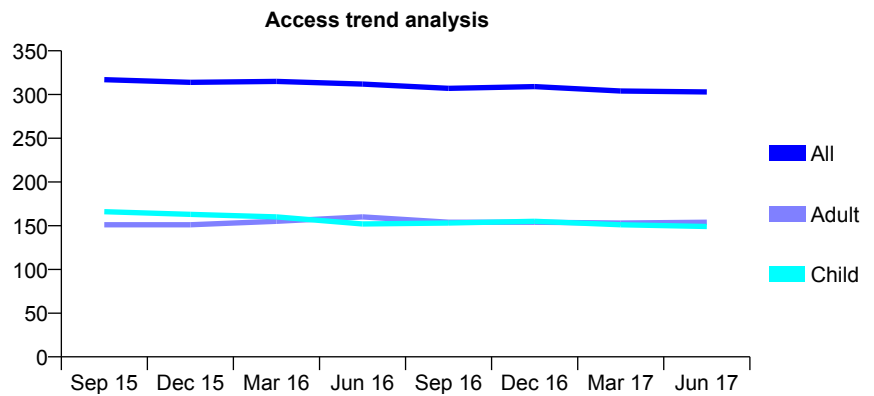
7A1 - Vital Signs At a Glance Contract Report for 725714/0001 - June 2017

Name or company name	MRS EM COWARD
Contract type name	GDS Contract
Purpose of contract	General
Contract start date	01/04/2006
Contract end date	

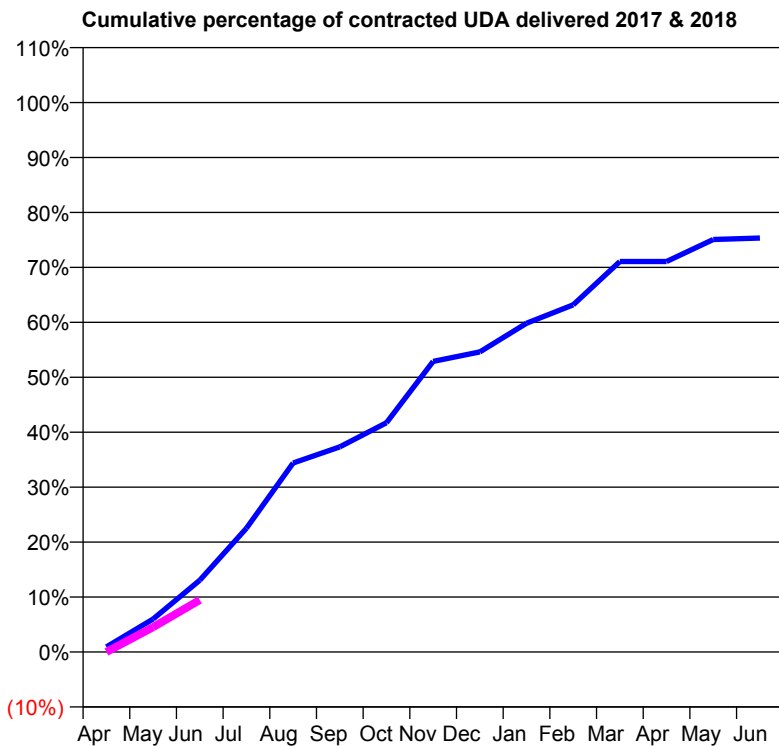
17/18 Contracted general activity (UDA)	750
Carry forward general activity (UDA)	0
17/18 Contracted orthodontic activity (UOA)	0
Carry forward orthodontic activity (UOA)	0
Baseline contract value	£16,189.71

ACCESS*

Patients seen in 24 months	Total	Change since previous quarter
Quarter ending June 2016	312	
Quarter ending September 2016	307	↓
Quarter ending December 2016	309	→
Quarter ending March 2017	304	↓
Quarter ending June 2017	303	→
Variance since June 2016	(2.9%)	↓



ACTIVITY



Month	Adjusted Scheduled Activity (UDA)	
	2017	2018
April	7	0
May	45	34
June	98	71
July	169	
August	258	
September	280	
October	313	
November	397	
December	410	
January	449	
February	474	
March	533	
April	533	
May	563	
June	565	

QUALITY

	Quantity	Base Number	Contract	LHB	Wales
% of FP17s for the same patient ID Re-attending within 3 months - Children	2	36	5.6%	8.3%	11.2%
% of FP17s for the same patient ID Re-attending within 3 months - Adults	3	33	9.1%	14.1%	16.4%
% of FP17s for the same patient ID Re-attending between 3 & 9 months - Children	17	36	47.2%	58.9%	58.1%
% of FP17s for the same patient ID Re-attending between 3 & 9 months - Adults	16	33	48.5%	54.5%	54.8%
% of FP17s for Band 1 Urgent Courses	0	47	0.0%	8.4%	9.2%
% of FP17s Relating to Free Repair or Replacements	0	47	0.0%	0.9%	0.8%
% of FP17s Relating to Continuations	2	47	4.3%	1.0%	0.9%
% of Patients satisfied with the dentistry they have received	0	0	N/A	91.5%	92.1%
% of Patients satisfied with the time they had to wait for an appointment	0	0	N/A	87.9%	87.5%

* This is based on patients treated on this contract for their most recent course of treatment. Figures in italics indicate the base number of FP17s or Patient Questionnaire responses are less than 100. N/A is shown where the base number of responses is less than 10 during the period. % is calculated as Quantity/Base number*100

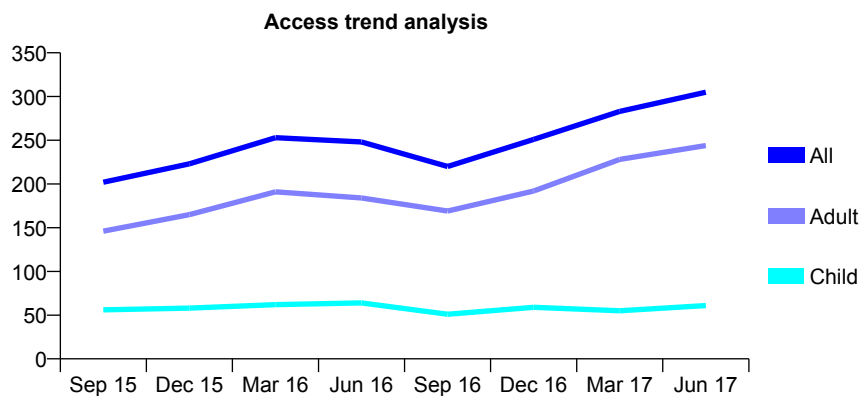
7A1 - Vital Signs At a Glance Contract Report for 732419/0001 - June 2017

Name or company name	MISS AH LANE
Contract type name	GDS Contract
Purpose of contract	General
Contract start date	01/04/2006
Contract end date	

17/18 Contracted general activity (UDA)	892
Carry forward general activity (UDA)	0
17/18 Contracted orthodontic activity (UOA)	0
Carry forward orthodontic activity (UOA)	0
Baseline contract value	£33,320.83

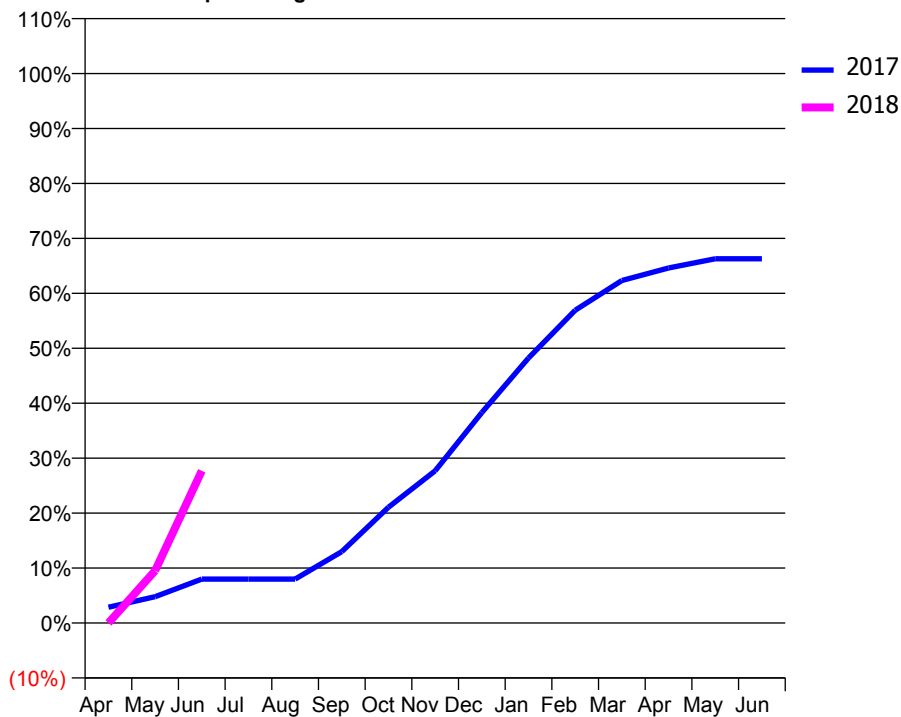
ACCESS*

Patients seen in 24 months	Total	Change since previous quarter
Quarter ending June 2016	248	
Quarter ending September 2016	220	↓
Quarter ending December 2016	251	↑
Quarter ending March 2017	283	↑
Quarter ending June 2017	305	↑
Variance since June 2016	23.0%	↑



ACTIVITY

Cumulative percentage of contracted UDA delivered 2017 & 2018



Month	Adjusted Scheduled Activity (UDA)	
	2017	2018
April	64	0
May	107	85
June	178	247
July	178	
August	178	
September	290	
October	470	
November	618	
December	855	
January	1,076	
February	1,271	
March	1,391	
April	1,442	
May	1,479	
June	1,479	

QUALITY

	Quantity	Base Number	Contract	LHB	Wales
% of FP17s for the same patient ID Re-attending within 3 months - Children	0	13	0.0%	8.3%	11.2%
% of FP17s for the same patient ID Re-attending within 3 months - Adults	0	55	0.0%	14.1%	16.4%
% of FP17s for the same patient ID Re-attending between 3 & 9 months - Children	0	13	0.0%	58.9%	58.1%
% of FP17s for the same patient ID Re-attending between 3 & 9 months - Adults	18	55	32.7%	54.5%	54.8%
% of FP17s for Band 1 Urgent Courses	0	52	0.0%	8.4%	9.2%
% of FP17s Relating to Free Repair or Replacements	0	52	0.0%	0.9%	0.8%
% of FP17s Relating to Continuations	0	52	0.0%	1.0%	0.9%
% of Patients satisfied with the dentistry they have received	0	0	N/A	91.5%	92.1%
% of Patients satisfied with the time they had to wait for an appointment	0	0	N/A	87.9%	87.5%

* This is based on patients treated on this contract for their most recent course of treatment. Figures in italics indicate the base number of FP17s or Patient Questionnaire responses are less than 100. N/A is shown where the base number of responses is less than 10 during the period. % is calculated as Quantity/Base number*100

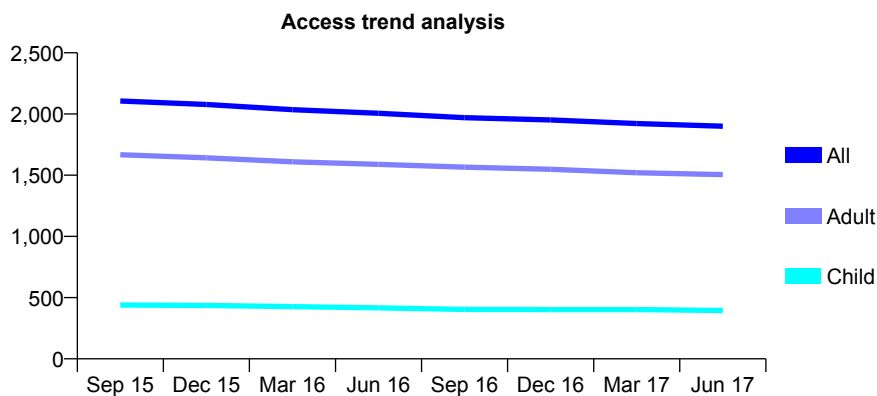
7A1 - Vital Signs At a Glance Contract Report for 782092/0001 - June 2017

Name or company name	MR F FARSAIKIYA
Contract type name	GDS Contract
Purpose of contract	General
Contract start date	01/04/2006
Contract end date	

17/18 Contracted general activity (UDA)	6,000
Carry forward general activity (UDA)	0
17/18 Contracted orthodontic activity (UOA)	0
Carry forward orthodontic activity (UOA)	0
Baseline contract value	£143,899.63

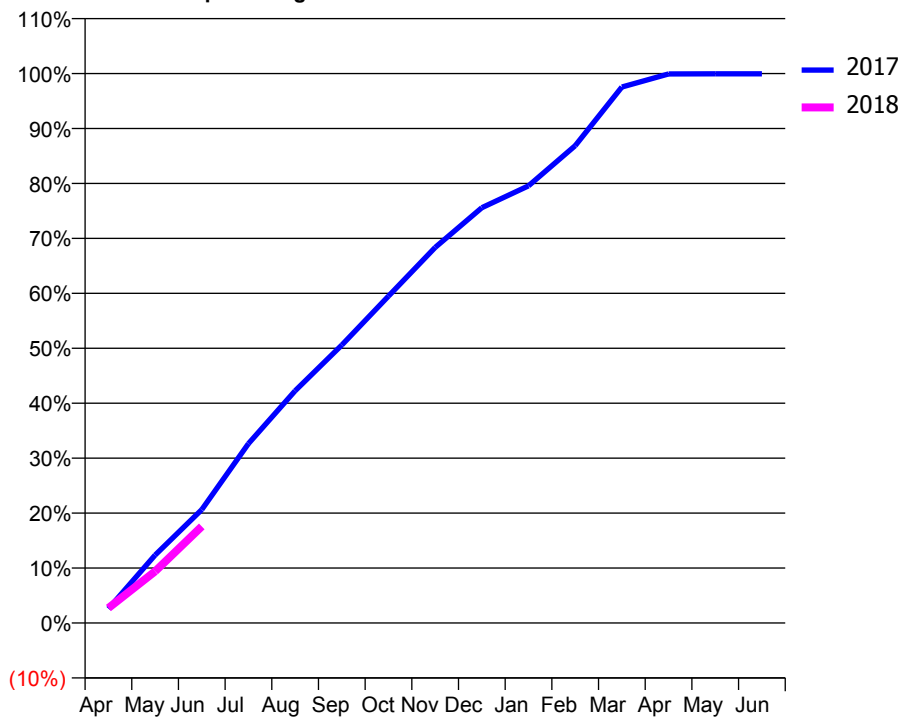
ACCESS*

Patients seen in 24 months	Total	Change since previous quarter
Quarter ending June 2016	2,006	
Quarter ending September 2016	1,970	↓
Quarter ending December 2016	1,951	→
Quarter ending March 2017	1,922	↓
Quarter ending June 2017	1,900	↓
Variance since June 2016	(5.3%)	↓



ACTIVITY

Cumulative percentage of contracted UDA delivered 2017 & 2018



Adjusted Scheduled Activity (UDA)

Month	2017	2018
April	162	164
May	767	565
June	1,280	1,055
July	2,025	
August	2,622	
September	3,137	
October	3,690	
November	4,239	
December	4,687	
January	4,934	
February	5,388	
March	6,050	
April	6,197	
May	6,198	
June	6,198	

QUALITY

	Quantity	Base Number	Contract	LHB	Wales
% of FP17s for the same patient ID Re-attending within 3 months - Children	5	158	3.2%	8.3%	11.2%
% of FP17s for the same patient ID Re-attending within 3 months - Adults	17	484	3.5%	14.1%	16.4%
% of FP17s for the same patient ID Re-attending between 3 & 9 months - Children	106	158	67.1%	58.9%	58.1%
% of FP17s for the same patient ID Re-attending between 3 & 9 months - Adults	351	484	72.5%	54.5%	54.8%
% of FP17s for Band 1 Urgent Courses	16	561	2.9%	8.4%	9.2%
% of FP17s Relating to Free Repair or Replacements	0	561	0.0%	0.9%	0.8%
% of FP17s Relating to Continuations	1	561	0.2%	1.0%	0.9%
% of Patients satisfied with the dentistry they have received	8	10	80.0%	91.5%	92.1%
% of Patients satisfied with the time they had to wait for an appointment	10	10	100.0%	87.9%	87.5%

* This is based on patients treated on this contract for their most recent course of treatment. Figures in italics indicate the base number of FP17s or Patient Questionnaire responses are less than 100. N/A is shown where the base number of responses is less than 10 during the period. % is calculated as Quantity/Base number*100

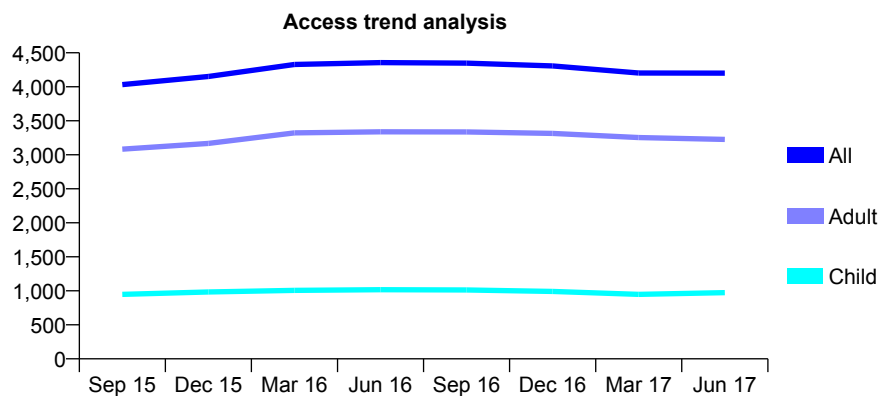
7A1 - Vital Signs At a Glance Contract Report for 788457/0001 - June 2017

Name or company name	Marquess DP Limited
Contract type name	GDS Contract
Purpose of contract	General
Contract start date	02/08/2006
Contract end date	

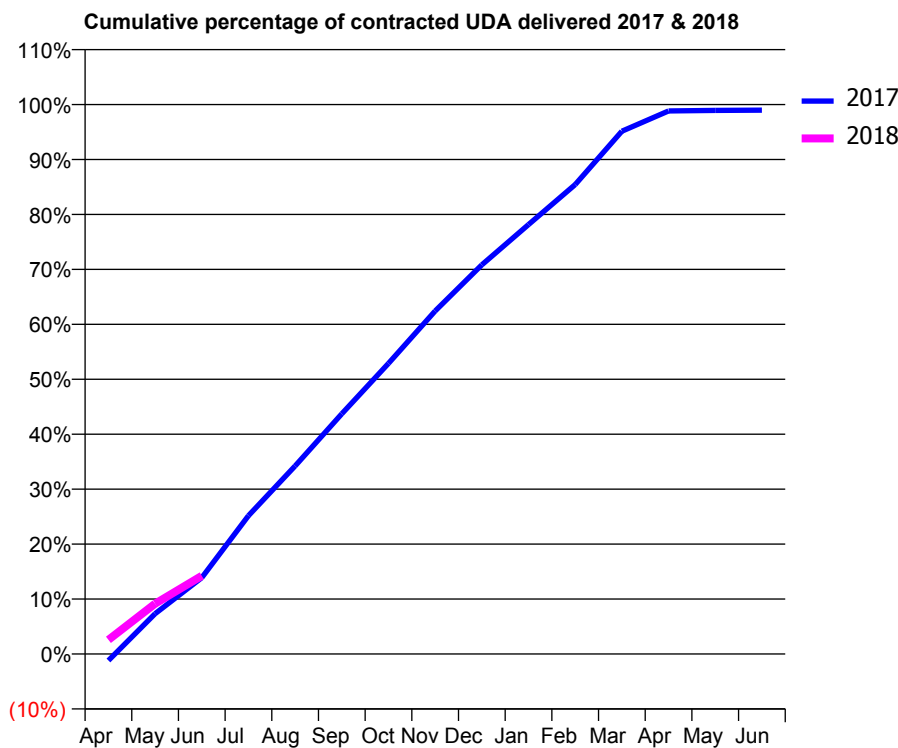
17/18 Contracted general activity (UDA)	14,664
Carry forward general activity (UDA)	0
17/18 Contracted orthodontic activity (UOA)	0
Carry forward orthodontic activity (UOA)	0
Baseline contract value	£368,765.56

ACCESS*

Patients seen in 24 months	Total	Change since previous quarter
Quarter ending June 2016	4,355	
Quarter ending September 2016	4,348	→
Quarter ending December 2016	4,307	→
Quarter ending March 2017	4,202	↓
Quarter ending June 2017	4,201	→
Variance since June 2016	(3.5%)	↓



ACTIVITY



Month	Adjusted Scheduled Activity (UDA)	
	2017	2018
April	-148	379
May	899	1,343
June	1,700	2,089
July	3,085	
August	4,192	
September	5,355	
October	6,478	
November	7,648	
December	8,674	
January	9,573	
February	10,465	
March	11,654	
April	12,106	
May	12,118	
June	12,123	

QUALITY

	Quantity	Base Number	Contract	LHB	Wales
% of FP17s for the same patient ID Re-attending within 3 months - Children	17	377	4.5%	8.3%	11.2%
% of FP17s for the same patient ID Re-attending within 3 months - Adults	142	1,159	12.3%	14.1%	16.4%
% of FP17s for the same patient ID Re-attending between 3 & 9 months - Children	273	377	72.4%	58.9%	58.1%
% of FP17s for the same patient ID Re-attending between 3 & 9 months - Adults	767	1,159	66.2%	54.5%	54.8%
% of FP17s for Band 1 Urgent Courses	89	1,266	7.0%	8.4%	9.2%
% of FP17s Relating to Free Repair or Replacements	27	1,266	2.1%	0.9%	0.8%
% of FP17s Relating to Continuations	0	1,266	0.0%	1.0%	0.9%
% of Patients satisfied with the dentistry they have received	20	21	95.2%	91.5%	92.1%
% of Patients satisfied with the time they had to wait for an appointment	17	21	81.0%	87.9%	87.5%

* This is based on patients treated on this contract for their most recent course of treatment. Figures in italics indicate the base number of FP17s or Patient Questionnaire responses are less than 100. N/A is shown where the base number of responses is less than 10 during the period. % is calculated as Quantity/Base number*100

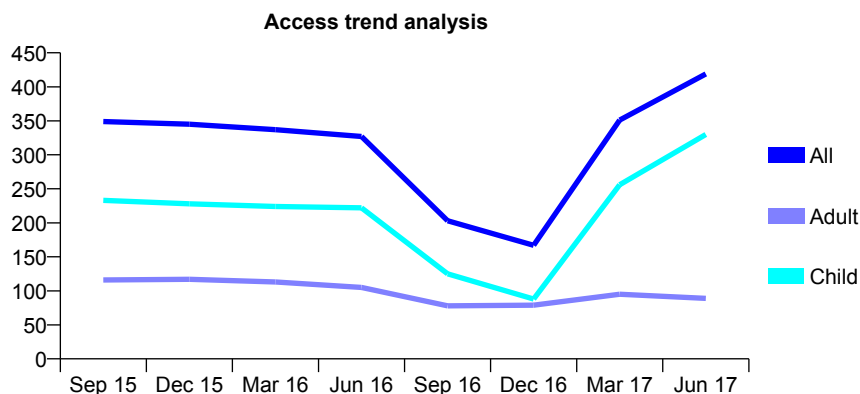
7A1 - Vital Signs At a Glance Contract Report for 808946/0001 - June 2017

Name or company name	N Hughes Jones
Contract type name	GDS Contract
Purpose of contract	General
Contract start date	01/04/2006
Contract end date	

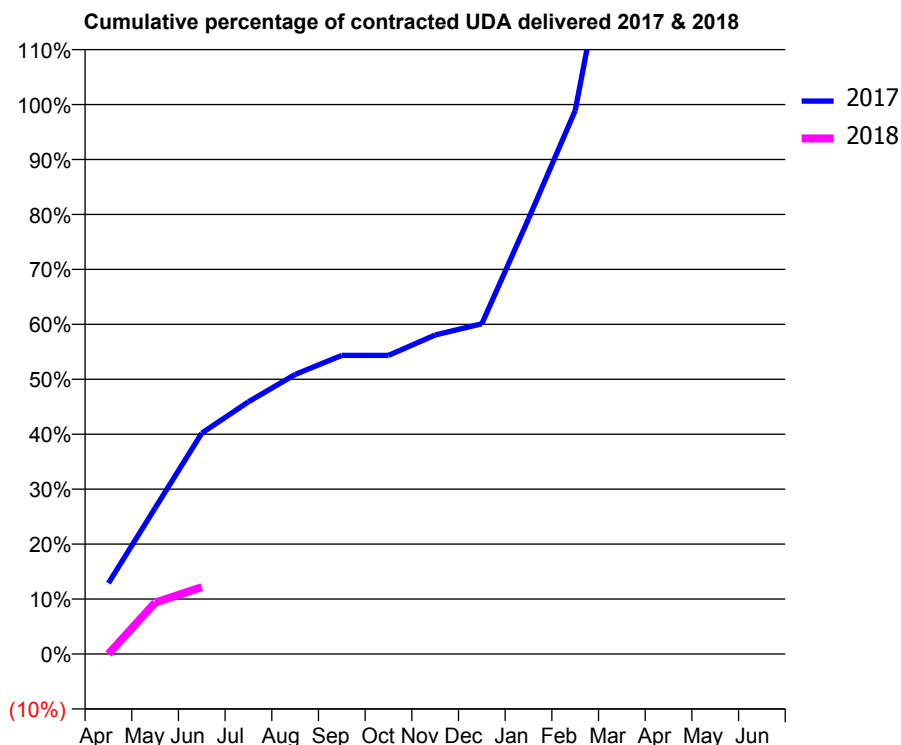
17/18 Contracted general activity (UDA)	1,800
Carry forward general activity (UDA)	0
17/18 Contracted orthodontic activity (UOA)	0
Carry forward orthodontic activity (UOA)	0
Baseline contract value	£44,722.98

ACCESS*

Patients seen in 24 months	Total	Change since previous quarter
Quarter ending June 2016	327	
Quarter ending September 2016	203	↓
Quarter ending December 2016	167	↓
Quarter ending March 2017	351	↑
Quarter ending June 2017	419	↑
Variance since June 2016	28.1%	↑



ACTIVITY



Month	Adjusted Scheduled Activity (UDA)	
	2017	2018
April	52	0
May	107	168
June	162	219
July	185	
August	205	
September	219	
October	219	
November	234	
December	242	
January	319	
February	399	
March	575	
April	602	
May	629	
June	629	

QUALITY

	Quantity	Base Number	Contract	LHB	Wales
% of FP17s for the same patient ID Re-attending within 3 months - Children	13	155	8.4%	8.3%	11.2%
% of FP17s for the same patient ID Re-attending within 3 months - Adults	1	18	5.6%	14.1%	16.4%
% of FP17s for the same patient ID Re-attending between 3 & 9 months - Children	27	155	17.4%	58.9%	58.1%
% of FP17s for the same patient ID Re-attending between 3 & 9 months - Adults	5	18	27.8%	54.5%	54.8%
% of FP17s for Band 1 Urgent Courses	5	131	3.8%	8.4%	9.2%
% of FP17s Relating to Free Repair or Replacements	0	131	0.0%	0.9%	0.8%
% of FP17s Relating to Continuations	0	131	0.0%	1.0%	0.9%
% of Patients satisfied with the dentistry they have received	0	0	N/A	91.5%	92.1%
% of Patients satisfied with the time they had to wait for an appointment	0	0	N/A	87.9%	87.5%

* This is based on patients treated on this contract for their most recent course of treatment. Figures in italics indicate the base number of FP17s or Patient Questionnaire responses are less than 100. N/A is shown where the base number of responses is less than 10 during the period. % is calculated as Quantity/Base number*100

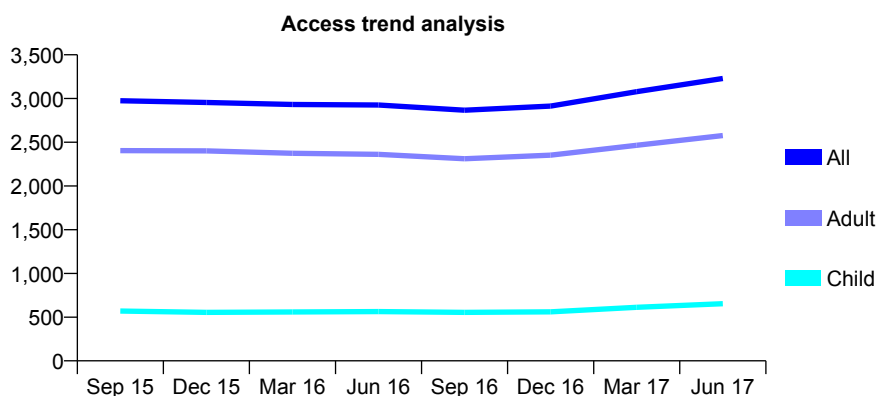
7A1 - Vital Signs At a Glance Contract Report for 813184/0001 - June 2017

Name or company name	Rosehill Dental Practice
Contract type name	GDS Contract
Purpose of contract	General
Contract start date	03/04/2006
Contract end date	

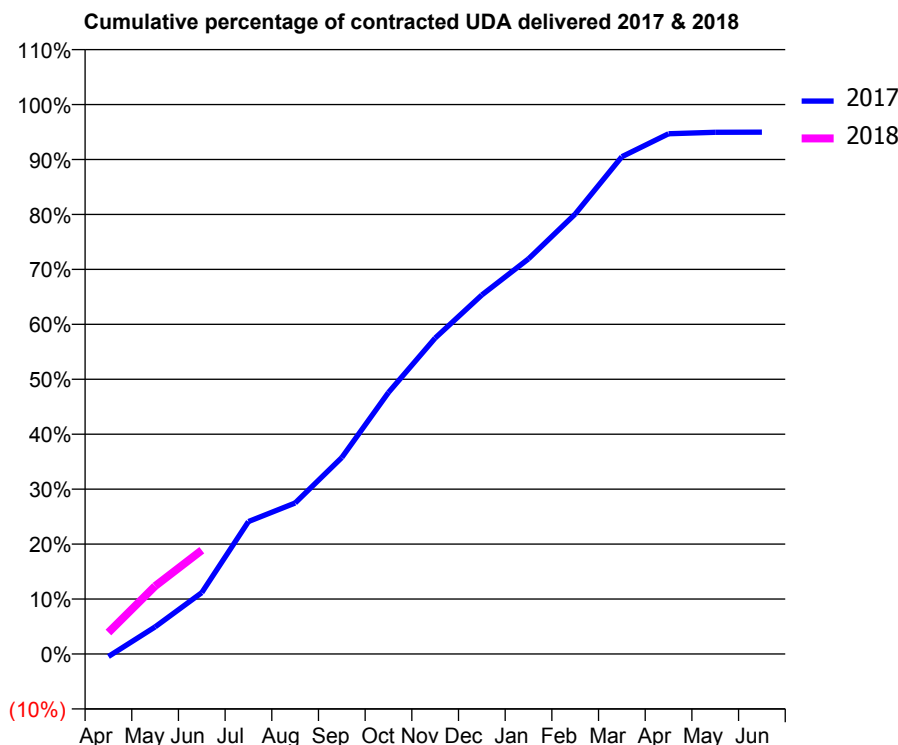
17/18 Contracted general activity (UDA)	11,101
Carry forward general activity (UDA)	0
17/18 Contracted orthodontic activity (UOA)	0
Carry forward orthodontic activity (UOA)	0
Baseline contract value	£273,551.45

ACCESS*

Patients seen in 24 months	Total	Change since previous quarter
Quarter ending June 2016	2,926	
Quarter ending September 2016	2,866	↓
Quarter ending December 2016	2,914	→
Quarter ending March 2017	3,078	↑
Quarter ending June 2017	3,229	↑
Variance since June 2016	10.4%	↑



ACTIVITY



Month	Adjusted Scheduled Activity (UDA)	
	2017	2018
April	-41	435
May	425	1,372
June	963	2,097
July	2,077	
August	2,368	
September	3,080	
October	4,101	
November	4,953	
December	5,630	
January	6,195	
February	6,898	
March	7,797	
April	8,157	
May	8,180	
June	8,181	

QUALITY

	Quantity	Base Number	Contract	LHB	Wales
% of FP17s for the same patient ID Re-attending within 3 months - Children	8	295	2.7%	8.3%	11.2%
% of FP17s for the same patient ID Re-attending within 3 months - Adults	128	1,054	12.1%	14.1%	16.4%
% of FP17s for the same patient ID Re-attending between 3 & 9 months - Children	168	295	56.9%	58.9%	58.1%
% of FP17s for the same patient ID Re-attending between 3 & 9 months - Adults	503	1,054	47.7%	54.5%	54.8%
% of FP17s for Band 1 Urgent Courses	42	1,146	3.7%	8.4%	9.2%
% of FP17s Relating to Free Repair or Replacements	23	1,146	2.0%	0.9%	0.8%
% of FP17s Relating to Continuations	14	1,146	1.2%	1.0%	0.9%
% of Patients satisfied with the dentistry they have received	7	9	N/A	91.5%	92.1%
% of Patients satisfied with the time they had to wait for an appointment	8	9	N/A	87.9%	87.5%

* This is based on patients treated on this contract for their most recent course of treatment. Figures in italics indicate the base number of FP17s or Patient Questionnaire responses are less than 100. N/A is shown where the base number of responses is less than 10 during the period. % is calculated as Quantity/Base number*100

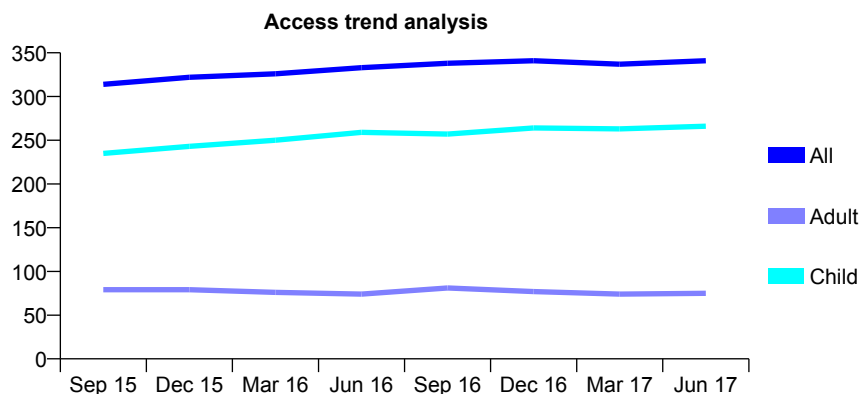
7A1 - Vital Signs At a Glance Contract Report for 826677/0001 - June 2017

Name or company name	MR SJ LANGSTON
Contract type name	GDS Contract
Purpose of contract	General and Orthodontic
Contract start date	01/04/2006
Contract end date	

17/18 Contracted general activity (UDA)	560
Carry forward general activity (UDA)	0
17/18 Contracted orthodontic activity (UOA)	350
Carry forward orthodontic activity (UOA)	0
Baseline contract value	£36,766.93

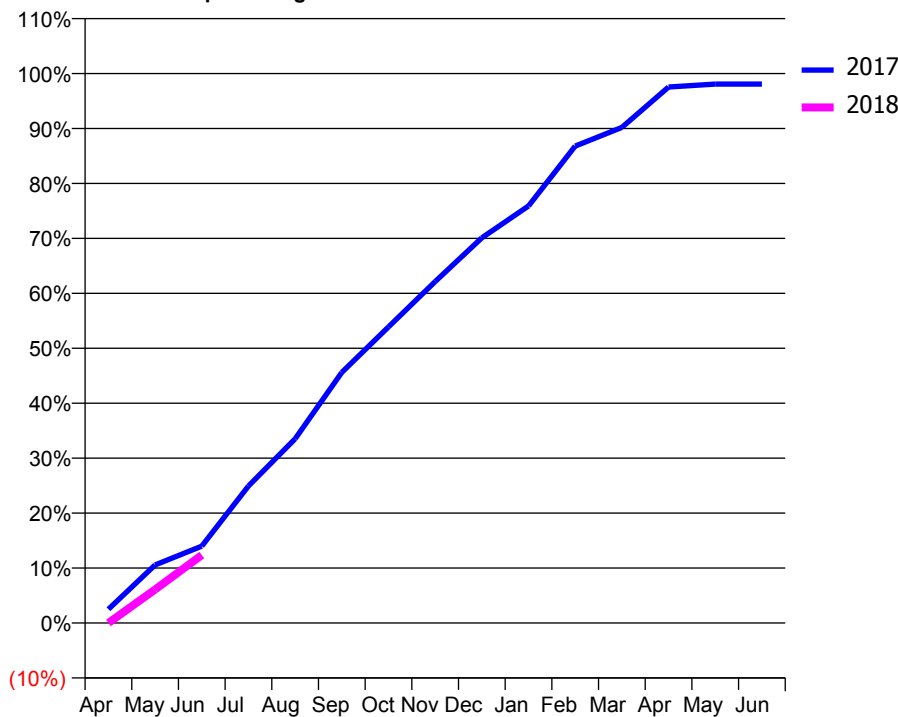
ACCESS*

Patients seen in 24 months	Total	Change since previous quarter
Quarter ending June 2016	333	
Quarter ending September 2016	338	→
Quarter ending December 2016	341	→
Quarter ending March 2017	337	↓
Quarter ending June 2017	341	→
Variance since June 2016	2.4%	↑



ACTIVITY

Cumulative percentage of contracted UDA delivered 2017 & 2018



Month	Adjusted Scheduled Activity (UDA)	
	2017	2018
April	14	0
May	59	34
June	78	69
July	140	
August	188	
September	255	
October	302	
November	348	
December	393	
January	425	
February	486	
March	505	
April	546	
May	549	
June	549	

QUALITY

	Quantity	Base Number	Contract	LHB	Wales
% of FP17s for the same patient ID Re-attending within 3 months - Children	4	95	4.2%	8.3%	11.2%
% of FP17s for the same patient ID Re-attending within 3 months - Adults	0	6	0.0%	14.1%	16.4%
% of FP17s for the same patient ID Re-attending between 3 & 9 months - Children	55	95	57.9%	58.9%	58.1%
% of FP17s for the same patient ID Re-attending between 3 & 9 months - Adults	2	6	33.3%	54.5%	54.8%
% of FP17s for Band 1 Urgent Courses	1	59	1.7%	8.4%	9.2%
% of FP17s Relating to Free Repair or Replacements	0	59	0.0%	0.9%	0.8%
% of FP17s Relating to Continuations	0	59	0.0%	1.0%	0.9%
% of Patients satisfied with the dentistry they have received	0	0	N/A	91.5%	92.1%
% of Patients satisfied with the time they had to wait for an appointment	0	0	N/A	87.9%	87.5%

* This is based on patients treated on this contract for their most recent course of treatment. Figures in italics indicate the base number of FP17s or Patient Questionnaire responses are less than 100. N/A is shown where the base number of responses is less than 10 during the period. % is calculated as Quantity/Base number*100

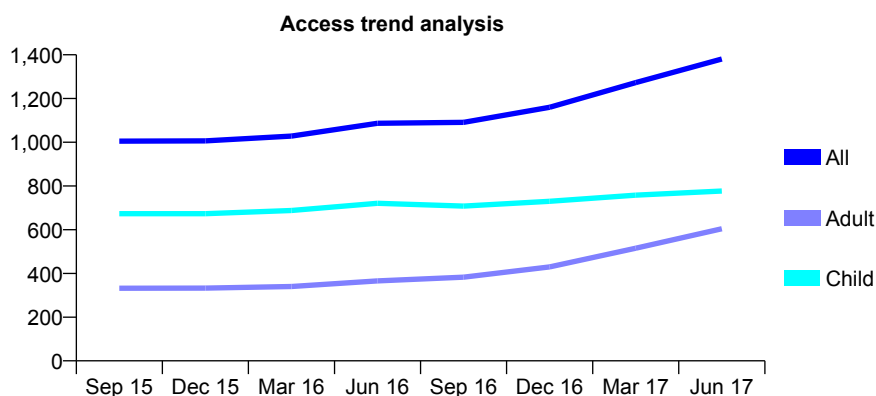
7A1 - Vital Signs At a Glance Contract Report for 833312/0001 - June 2017

Name or company name	MR SJ KEEN
Contract type name	GDS Contract
Purpose of contract	General and Orthodontic
Contract start date	01/04/2006
Contract end date	

17/18 Contracted general activity (UDA)	3,008
Carry forward general activity (UDA)	0
17/18 Contracted orthodontic activity (UOA)	356
Carry forward orthodontic activity (UOA)	0
Baseline contract value	£100,309.94

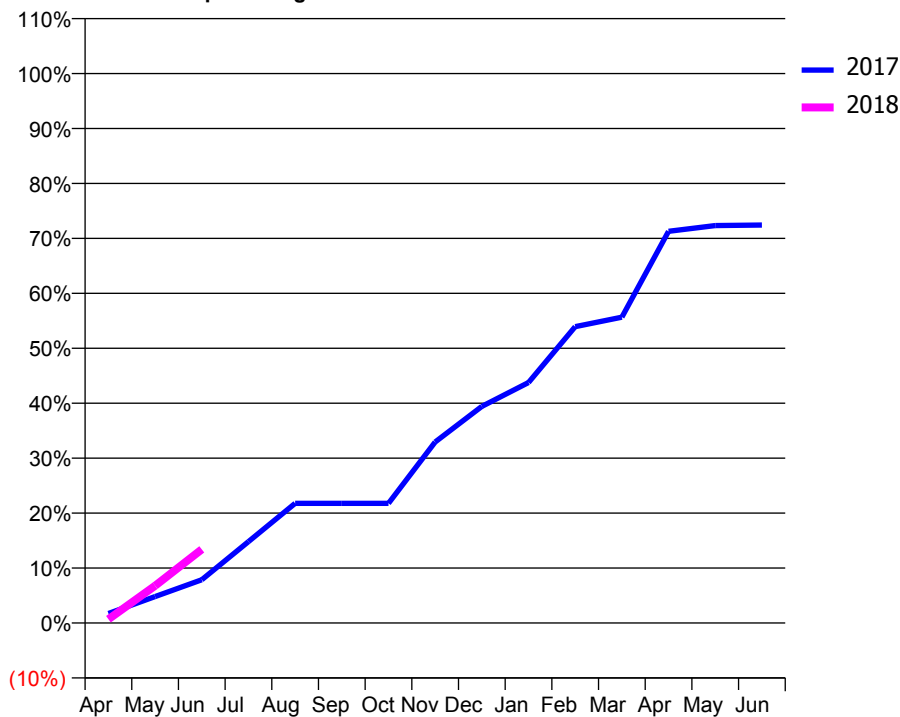
ACCESS*

Patients seen in 24 months	Total	Change since previous quarter
Quarter ending June 2016	1,087	
Quarter ending September 2016	1,091	→
Quarter ending December 2016	1,160	↑
Quarter ending March 2017	1,273	↑
Quarter ending June 2017	1,381	↑
Variance since June 2016	27.0%	↑



ACTIVITY

Cumulative percentage of contracted UDA delivered 2017 & 2018



Adjusted Scheduled Activity (UDA)

Month	2017	2018
April	69	21
May	193	204
June	316	403
July	594	
August	872	
September	872	
October	872	
November	1,319	
December	1,579	
January	1,752	
February	2,160	
March	2,228	
April	2,854	
May	2,896	
June	2,899	

QUALITY

	Quantity	Base Number	Contract	LHB	Wales
% of FP17s for the same patient ID Re-attending within 3 months - Children	26	351	7.4%	8.3%	11.2%
% of FP17s for the same patient ID Re-attending within 3 months - Adults	13	252	5.2%	14.1%	16.4%
% of FP17s for the same patient ID Re-attending between 3 & 9 months - Children	157	351	44.7%	58.9%	58.1%
% of FP17s for the same patient ID Re-attending between 3 & 9 months - Adults	69	252	27.4%	54.5%	54.8%
% of FP17s for Band 1 Urgent Courses	25	238	10.5%	8.4%	9.2%
% of FP17s Relating to Free Repair or Replacements	0	238	0.0%	0.9%	0.8%
% of FP17s Relating to Continuations	2	238	0.8%	1.0%	0.9%
% of Patients satisfied with the dentistry they have received	4	5	N/A	91.5%	92.1%
% of Patients satisfied with the time they had to wait for an appointment	5	5	N/A	87.9%	87.5%

* This is based on patients treated on this contract for their most recent course of treatment. Figures in italics indicate the base number of FP17s or Patient Questionnaire responses are less than 100. N/A is shown where the base number of responses is less than 10 during the period. % is calculated as Quantity/Base number*100

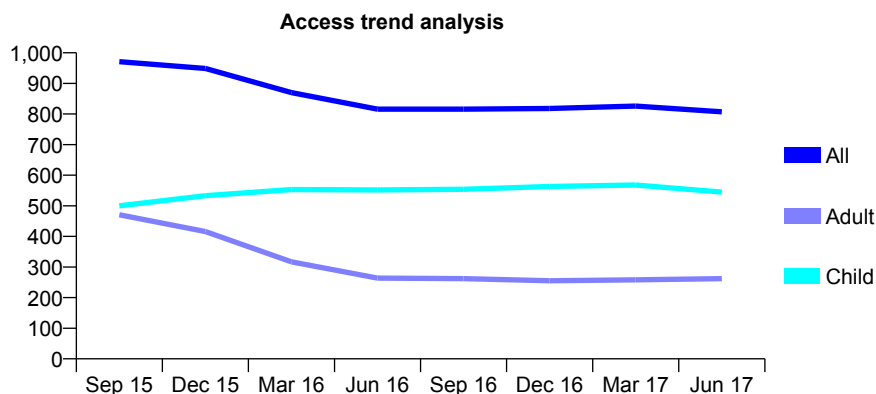
7A1 - Vital Signs At a Glance Contract Report for 905143/0001 - June 2017

Name or company name	MR SW HERD
Contract type name	GDS Contract
Purpose of contract	General
Contract start date	01/04/2006
Contract end date	

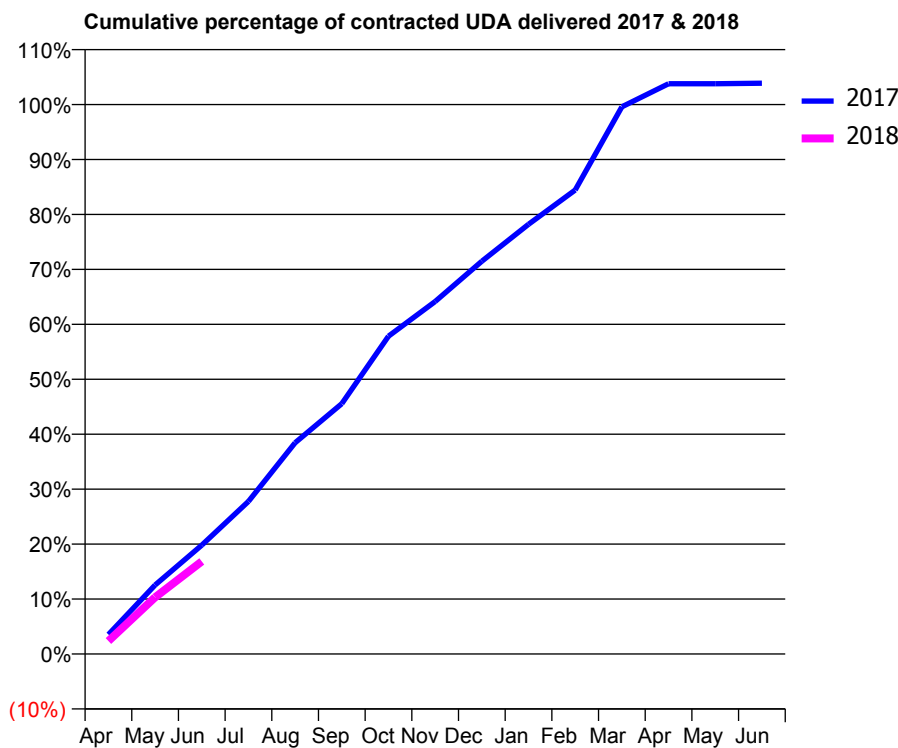
17/18 Contracted general activity (UDA)	2,000
Carry forward general activity (UDA)	0
17/18 Contracted orthodontic activity (UOA)	0
Carry forward orthodontic activity (UOA)	0
Baseline contract value	£60,628.86

ACCESS*

Patients seen in 24 months	Total	Change since previous quarter
Quarter ending June 2016	816	
Quarter ending September 2016	816	→
Quarter ending December 2016	818	→
Quarter ending March 2017	826	→
Quarter ending June 2017	807	↓
Variance since June 2016	(1.1%)	↓



ACTIVITY



Month	Adjusted Scheduled Activity (UDA)	
	2017	2018
April	71	47
May	251	206
June	396	337
July	555	
August	769	
September	911	
October	1,157	
November	1,283	
December	1,430	
January	1,564	
February	1,689	
March	1,992	
April	2,076	
May	2,076	
June	2,078	

QUALITY

	Quantity	Base Number	Contract	LHB	Wales
% of FP17s for the same patient ID Re-attending within 3 months - Children	5	169	3.0%	8.3%	11.2%
% of FP17s for the same patient ID Re-attending within 3 months - Adults	7	61	11.5%	14.1%	16.4%
% of FP17s for the same patient ID Re-attending between 3 & 9 months - Children	97	169	57.4%	58.9%	58.1%
% of FP17s for the same patient ID Re-attending between 3 & 9 months - Adults	34	61	55.7%	54.5%	54.8%
% of FP17s for Band 1 Urgent Courses	11	195	5.6%	8.4%	9.2%
% of FP17s Relating to Free Repair or Replacements	0	195	0.0%	0.9%	0.8%
% of FP17s Relating to Continuations	0	195	0.0%	1.0%	0.9%
% of Patients satisfied with the dentistry they have received	1	1	N/A	91.5%	92.1%
% of Patients satisfied with the time they had to wait for an appointment	1	1	N/A	87.9%	87.5%

* This is based on patients treated on this contract for their most recent course of treatment. Figures in italics indicate the base number of FP17s or Patient Questionnaire responses are less than 100. N/A is shown where the base number of responses is less than 10 during the period. % is calculated as Quantity/Base number*100

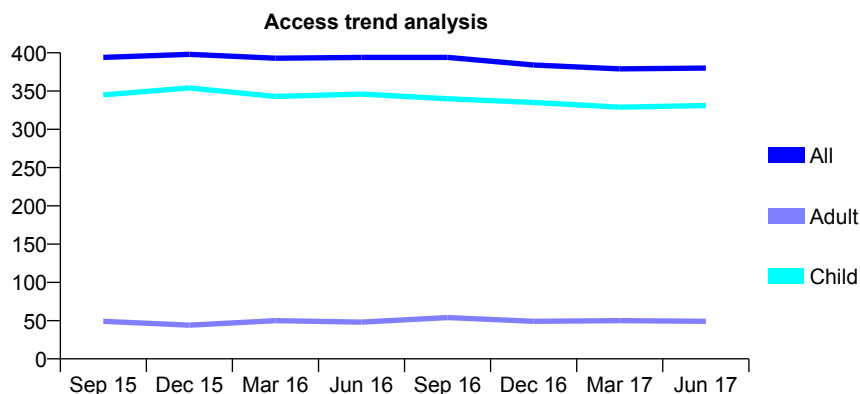
7A1 - Vital Signs At a Glance Contract Report for 923281/0001 - June 2017

Name or company name	MR CJ LOTTER
Contract type name	GDS Contract
Purpose of contract	General
Contract start date	01/04/2006
Contract end date	

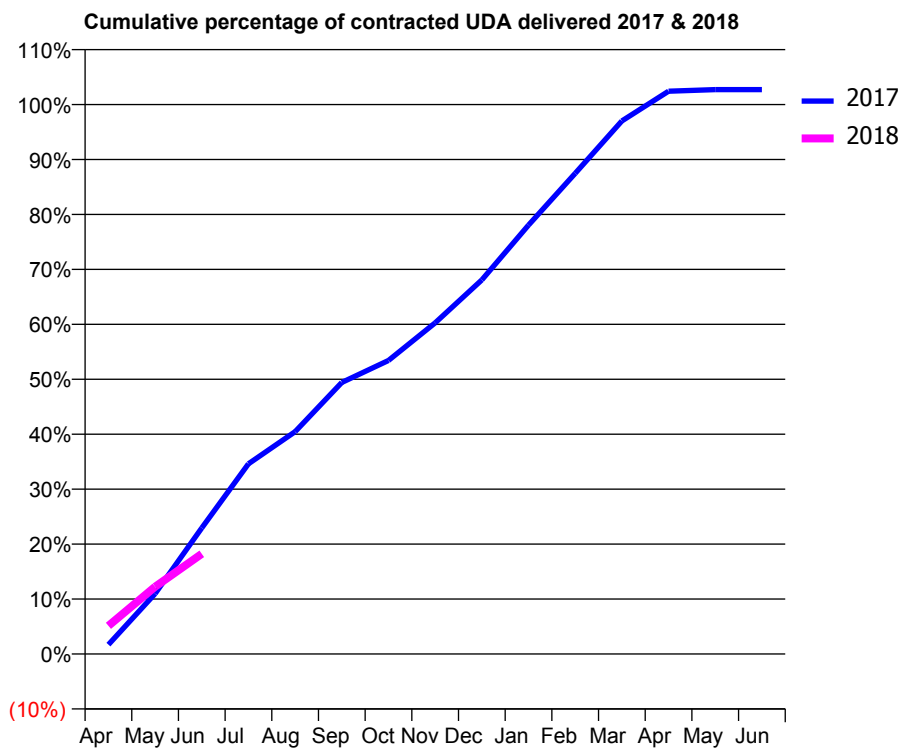
17/18 Contracted general activity (UDA)	702
Carry forward general activity (UDA)	0
17/18 Contracted orthodontic activity (UOA)	0
Carry forward orthodontic activity (UOA)	0
Baseline contract value	£18,708.97

ACCESS*

Patients seen in 24 months	Total	Change since previous quarter
Quarter ending June 2016	394	
Quarter ending September 2016	394	→
Quarter ending December 2016	384	↓
Quarter ending March 2017	379	↓
Quarter ending June 2017	380	→
Variance since June 2016	(3.6%)	↓



ACTIVITY



Month	Adjusted Scheduled Activity (UDA)	
	2017	2018
April	12	36
May	77	86
June	161	128
July	243	
August	284	
September	347	
October	375	
November	423	
December	478	
January	548	
February	614	
March	681	
April	719	
May	721	
June	721	

QUALITY

	Quantity	Base Number	Contract	LHB	Wales
% of FP17s for the same patient ID Re-attending within 3 months - Children	7	112	6.3%	8.3%	11.2%
% of FP17s for the same patient ID Re-attending within 3 months - Adults	0	2	0.0%	14.1%	16.4%
% of FP17s for the same patient ID Re-attending between 3 & 9 months - Children	55	112	49.1%	58.9%	58.1%
% of FP17s for the same patient ID Re-attending between 3 & 9 months - Adults	1	2	50.0%	54.5%	54.8%
% of FP17s for Band 1 Urgent Courses	0	82	0.0%	8.4%	9.2%
% of FP17s Relating to Free Repair or Replacements	0	82	0.0%	0.9%	0.8%
% of FP17s Relating to Continuations	0	82	0.0%	1.0%	0.9%
% of Patients satisfied with the dentistry they have received	4	4	N/A	91.5%	92.1%
% of Patients satisfied with the time they had to wait for an appointment	4	4	N/A	87.9%	87.5%

* This is based on patients treated on this contract for their most recent course of treatment. Figures in italics indicate the base number of FP17s or Patient Questionnaire responses are less than 100. N/A is shown where the base number of responses is less than 10 during the period. % is calculated as Quantity/Base number*100

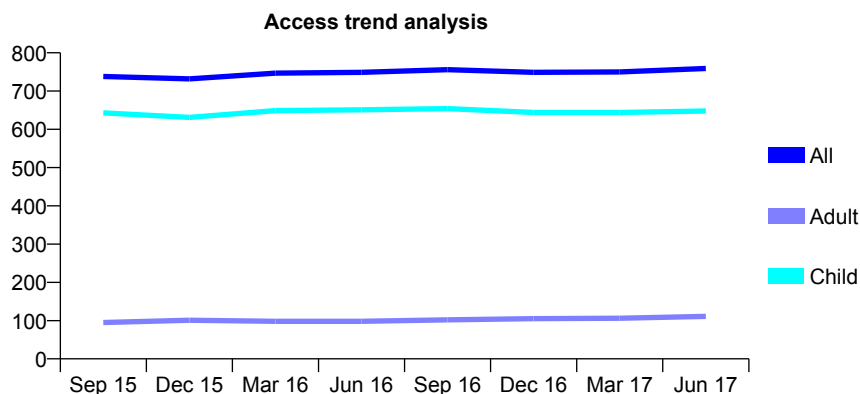
7A1 - Vital Signs At a Glance Contract Report for 933481/0001 - June 2017

Name or company name	MR SE LOF
Contract type name	GDS Contract
Purpose of contract	General
Contract start date	01/04/2006
Contract end date	

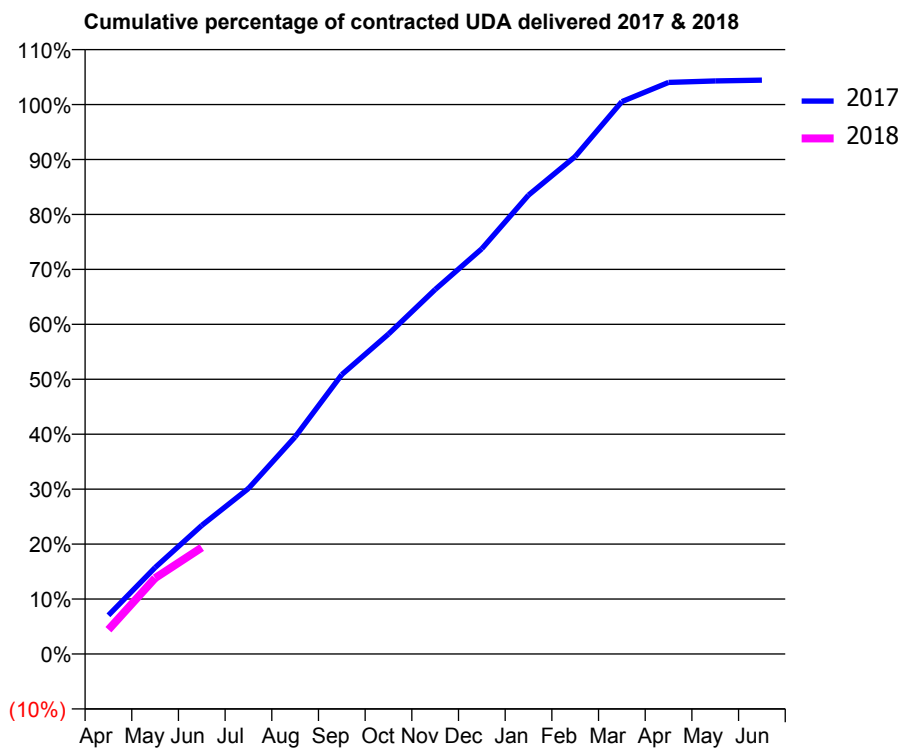
17/18 Contracted general activity (UDA)	1,500
Carry forward general activity (UDA)	0
17/18 Contracted orthodontic activity (UOA)	0
Carry forward orthodontic activity (UOA)	0
Baseline contract value	£37,720.46

ACCESS*

Patients seen in 24 months	Total	Change since previous quarter
Quarter ending June 2016	749	
Quarter ending September 2016	756	→
Quarter ending December 2016	749	→
Quarter ending March 2017	750	→
Quarter ending June 2017	759	→
Variance since June 2016	1.3%	→



ACTIVITY



Month	Adjusted Scheduled Activity (UDA)	
	2017	2018
April	106	67
May	236	207
June	351	291
July	452	
August	593	
September	763	
October	873	
November	995	
December	1,106	
January	1,253	
February	1,358	
March	1,508	
April	1,560	
May	1,564	
June	1,566	

QUALITY

	Quantity	Base Number	Contract	LHB	Wales
% of FP17s for the same patient ID Re-attending within 3 months - Children	22	256	8.6%	8.3%	11.2%
% of FP17s for the same patient ID Re-attending within 3 months - Adults	2	16	12.5%	14.1%	16.4%
% of FP17s for the same patient ID Re-attending between 3 & 9 months - Children	156	256	60.9%	58.9%	58.1%
% of FP17s for the same patient ID Re-attending between 3 & 9 months - Adults	11	16	68.8%	54.5%	54.8%
% of FP17s for Band 1 Urgent Courses	9	222	4.1%	8.4%	9.2%
% of FP17s Relating to Free Repair or Replacements	0	222	0.0%	0.9%	0.8%
% of FP17s Relating to Continuations	0	222	0.0%	1.0%	0.9%
% of Patients satisfied with the dentistry they have received	1	1	N/A	91.5%	92.1%
% of Patients satisfied with the time they had to wait for an appointment	1	1	N/A	87.9%	87.5%

* This is based on patients treated on this contract for their most recent course of treatment. Figures in italics indicate the base number of FP17s or Patient Questionnaire responses are less than 100. N/A is shown where the base number of responses is less than 10 during the period. % is calculated as Quantity/Base number*100

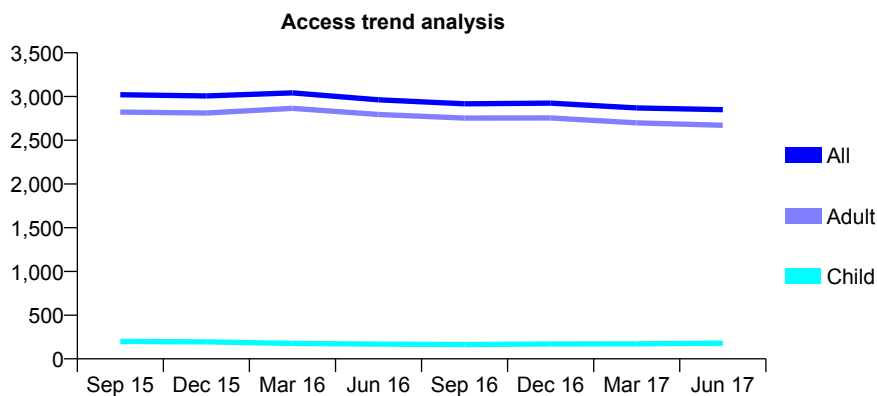
7A1 - Vital Signs At a Glance Contract Report for 978957/0001 - June 2017

Name or company name	MRS YL HOPKINS
Contract type name	GDS Contract
Purpose of contract	General
Contract start date	01/02/2009
Contract end date	

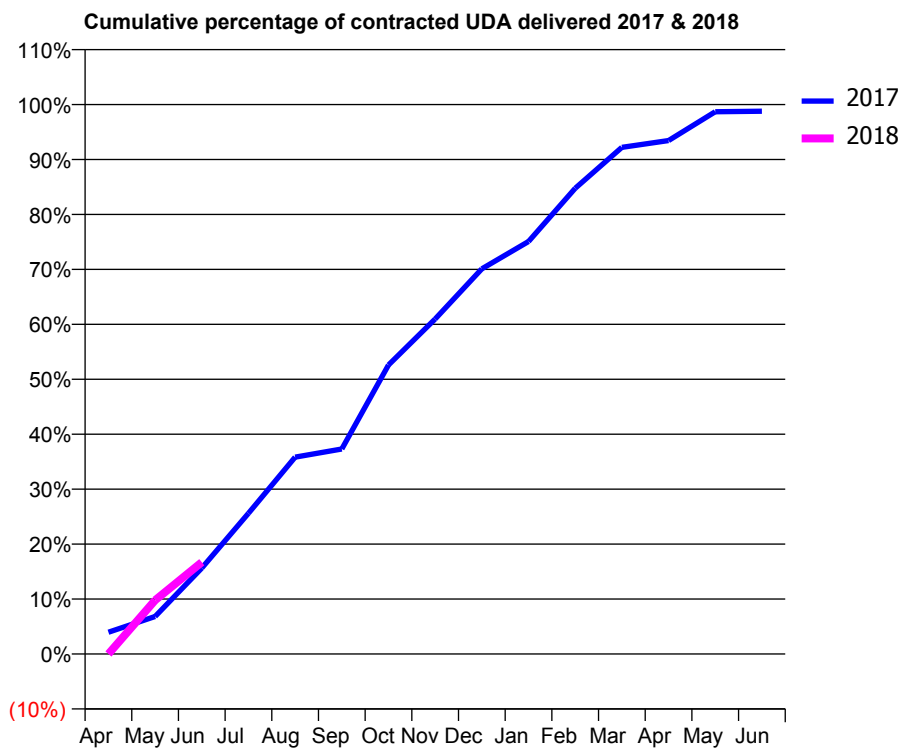
17/18 Contracted general activity (UDA)	6,158
Carry forward general activity (UDA)	0
17/18 Contracted orthodontic activity (UOA)	0
Carry forward orthodontic activity (UOA)	0
Baseline contract value	£204,795.54

ACCESS*

Patients seen in 24 months	Total	Change since previous quarter
Quarter ending June 2016	2,962	
Quarter ending September 2016	2,917	↓
Quarter ending December 2016	2,925	→
Quarter ending March 2017	2,870	↓
Quarter ending June 2017	2,850	→
Variance since June 2016	(3.8%)	↓



ACTIVITY



Month	Adjusted Scheduled Activity (UDA)	
	2017	2018
April	268	0
May	461	604
June	1,056	1,028
July	1,731	
August	2,422	
September	2,521	
October	3,555	
November	4,120	
December	4,737	
January	5,073	
February	5,728	
March	6,231	
April	6,314	
May	6,669	
June	6,675	

QUALITY

	Quantity	Base Number	Contract	LHB	Wales
% of FP17s for the same patient ID Re-attending within 3 months - Children	2	51	3.9%	8.3%	11.2%
% of FP17s for the same patient ID Re-attending within 3 months - Adults	61	674	9.1%	14.1%	16.4%
% of FP17s for the same patient ID Re-attending between 3 & 9 months - Children	19	51	37.3%	58.9%	58.1%
% of FP17s for the same patient ID Re-attending between 3 & 9 months - Adults	251	674	37.2%	54.5%	54.8%
% of FP17s for Band 1 Urgent Courses	81	534	15.2%	8.4%	9.2%
% of FP17s Relating to Free Repair or Replacements	2	534	0.4%	0.9%	0.8%
% of FP17s Relating to Continuations	1	534	0.2%	1.0%	0.9%
% of Patients satisfied with the dentistry they have received	11	12	91.7%	91.5%	92.1%
% of Patients satisfied with the time they had to wait for an appointment	12	12	100.0%	87.9%	87.5%

* This is based on patients treated on this contract for their most recent course of treatment. Figures in italics indicate the base number of FP17s or Patient Questionnaire responses are less than 100. N/A is shown where the base number of responses is less than 10 during the period. % is calculated as Quantity/Base number*100

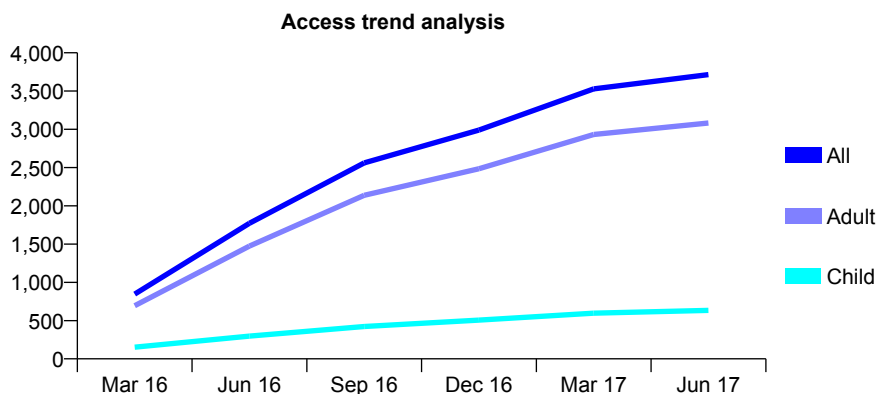
7A1 - Vital Signs At a Glance Contract Report for 995711/0001 - June 2017

Name or company name	MR JM FERNANDO
Contract type name	GDS Contract
Purpose of contract	General
Contract start date	01/02/2016
Contract end date	

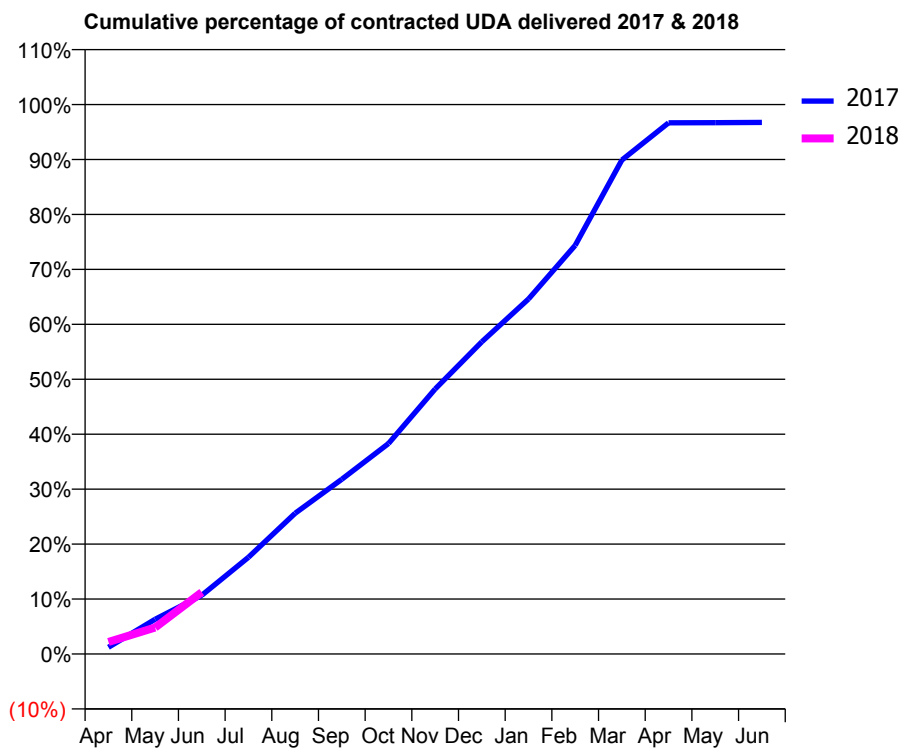
17/18 Contracted general activity (UDA)	14,667
Carry forward general activity (UDA)	0
17/18 Contracted orthodontic activity (UOA)	0
Carry forward orthodontic activity (UOA)	0
Baseline contract value	£299,344.71

ACCESS*

Patients seen in 24 months	Total	Change since previous quarter
Quarter ending June 2016	1,771	
Quarter ending September 2016	2,561	↑
Quarter ending December 2016	2,990	↑
Quarter ending March 2017	3,529	↑
Quarter ending June 2017	3,715	↑
Variance since June 2016	109.8%	↑



ACTIVITY



Month	Adjusted Scheduled Activity (UDA)	
	2017	2018
April	163	321
May	843	706
June	1,423	1,650
July	2,346	
August	3,413	
September	4,234	
October	5,101	
November	6,423	
December	7,569	
January	8,603	
February	9,905	
March	11,971	
April	12,874	
May	12,876	
June	12,883	

QUALITY

	Quantity	Base Number	Contract	LHB	Wales
% of FP17s for the same patient ID Re-attending within 3 months - Children	11	201	5.5%	8.3%	11.2%
% of FP17s for the same patient ID Re-attending within 3 months - Adults	166	1,052	15.8%	14.1%	16.4%
% of FP17s for the same patient ID Re-attending between 3 & 9 months - Children	117	201	58.2%	58.9%	58.1%
% of FP17s for the same patient ID Re-attending between 3 & 9 months - Adults	575	1,052	54.7%	54.5%	54.8%
% of FP17s for Band 1 Urgent Courses	56	870	6.4%	8.4%	9.2%
% of FP17s Relating to Free Repair or Replacements	13	870	1.5%	0.9%	0.8%
% of FP17s Relating to Continuations	24	870	2.8%	1.0%	0.9%
% of Patients satisfied with the dentistry they have received	29	32	90.6%	91.5%	92.1%
% of Patients satisfied with the time they had to wait for an appointment	30	32	93.8%	87.9%	87.5%

* This is based on patients treated on this contract for their most recent course of treatment. Figures in italics indicate the base number of FP17s or Patient Questionnaire responses are less than 100. N/A is shown where the base number of responses is less than 10 during the period. % is calculated as Quantity/Base number*100

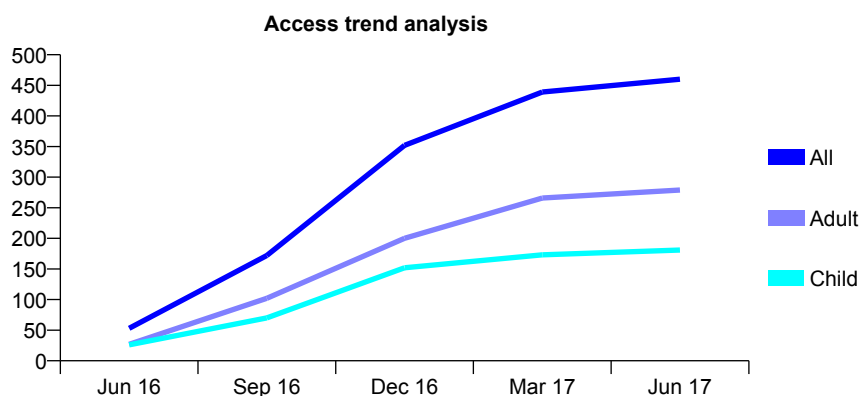
7A2 - Vital Signs At a Glance Contract Report for 100037/0000 - June 2017

Name or company name	MISS RE MOSEY
Contract type name	GDS Contract
Purpose of contract	General
Contract start date	19/04/2016
Contract end date	

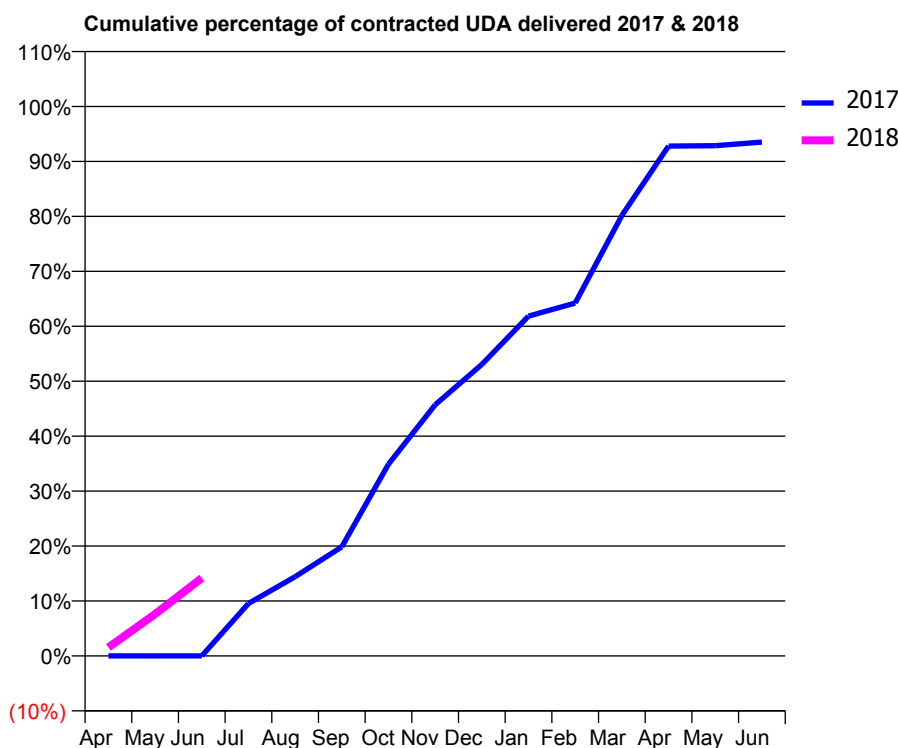
17/18 Contracted general activity (UDA)	1,304
Carry forward general activity (UDA)	0
17/18 Contracted orthodontic activity (UOA)	0
Carry forward orthodontic activity (UOA)	0
Baseline contract value	£36,523.19

ACCESS*

Patients seen in 24 months	Total	Change since previous quarter
Quarter ending June 2016	53	
Quarter ending September 2016	172	↑
Quarter ending December 2016	352	↑
Quarter ending March 2017	439	↑
Quarter ending June 2017	460	↑
Variance since June 2016	767.9%	↑



ACTIVITY



Month	Adjusted Scheduled Activity (UDA)	
	2017	2018
April	0	20
May	0	100
June	0	185
July	118	
August	179	
September	246	
October	433	
November	566	
December	657	
January	766	
February	796	
March	993	
April	1,150	
May	1,151	
June	1,159	

QUALITY

	Quantity	Base Number	Contract	LHB	Wales
% of FP17s for the same patient ID Re-attending within 3 months - Children	3	79	3.8%	7.6%	11.2%
% of FP17s for the same patient ID Re-attending within 3 months - Adults	9	128	7.0%	12.7%	16.4%
% of FP17s for the same patient ID Re-attending between 3 & 9 months - Children	44	79	55.7%	53.9%	58.1%
% of FP17s for the same patient ID Re-attending between 3 & 9 months - Adults	67	128	52.3%	51.4%	54.8%
% of FP17s for Band 1 Urgent Courses	5	116	4.3%	8.7%	9.2%
% of FP17s Relating to Free Repair or Replacements	0	116	0.0%	0.7%	0.8%
% of FP17s Relating to Continuations	0	116	0.0%	0.8%	0.9%
% of Patients satisfied with the dentistry they have received	4	4	N/A	92.5%	92.1%
% of Patients satisfied with the time they had to wait for an appointment	4	4	N/A	85.4%	87.5%

* This is based on patients treated on this contract for their most recent course of treatment. Figures in italics indicate the base number of FP17s or Patient Questionnaire responses are less than 100. N/A is shown where the base number of responses is less than 10 during the period. % is calculated as Quantity/Base number*100

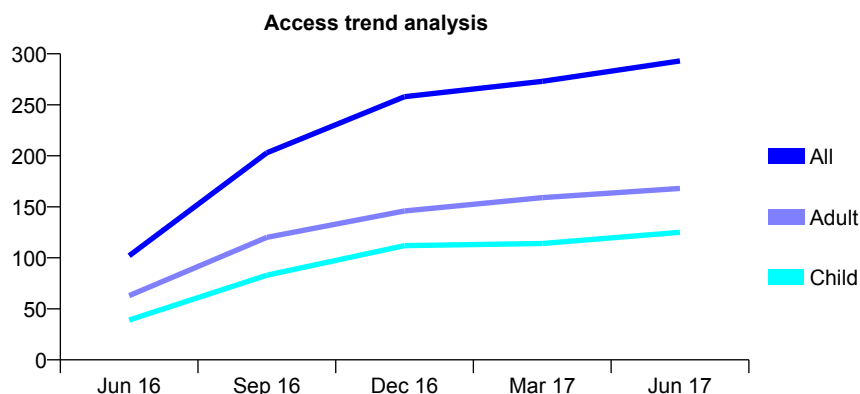
7A2 - Vital Signs At a Glance Contract Report for 100123/0000 - June 2017

Name or company name	A Llewellyn
Contract type name	GDS Contract
Purpose of contract	General
Contract start date	01/04/2016
Contract end date	

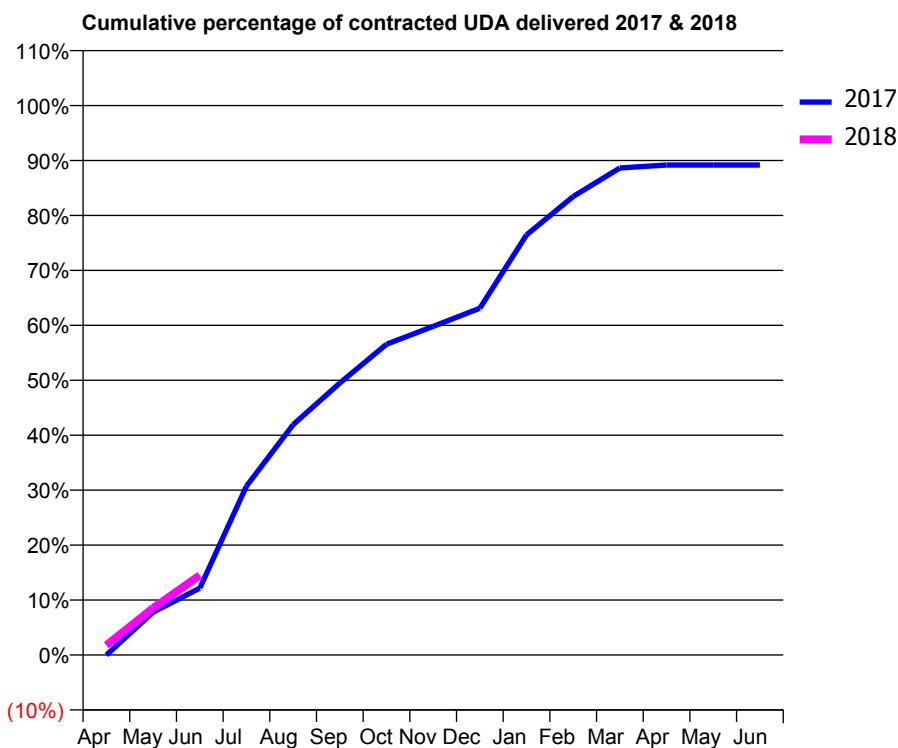
17/18 Contracted general activity (UDA)	950
Carry forward general activity (UDA)	0
17/18 Contracted orthodontic activity (UOA)	0
Carry forward orthodontic activity (UOA)	0
Baseline contract value	£22,596.25

ACCESS*

Patients seen in 24 months	Total	Change since previous quarter
Quarter ending June 2016	102	
Quarter ending September 2016	203	↑
Quarter ending December 2016	258	↑
Quarter ending March 2017	273	↑
Quarter ending June 2017	293	↑
Variance since June 2016	187.3%	↑



ACTIVITY



Month	Adjusted Scheduled Activity (UDA)	
	2017	2018
April	0	17
May	74	81
June	116	138
July	292	
August	398	
September	470	
October	537	
November	568	
December	600	
January	726	
February	793	
March	842	
April	847	
May	847	
June	847	

QUALITY

	Quantity	Base Number	Contract	LHB	Wales
% of FP17s for the same patient ID Re-attending within 3 months - Children	1	51	2.0%	7.6%	11.2%
% of FP17s for the same patient ID Re-attending within 3 months - Adults	3	55	5.5%	12.7%	16.4%
% of FP17s for the same patient ID Re-attending between 3 & 9 months - Children	29	51	56.9%	53.9%	58.1%
% of FP17s for the same patient ID Re-attending between 3 & 9 months - Adults	37	55	67.3%	51.4%	54.8%
% of FP17s for Band 1 Urgent Courses	4	103	3.9%	8.7%	9.2%
% of FP17s Relating to Free Repair or Replacements	1	103	1.0%	0.7%	0.8%
% of FP17s Relating to Continuations	0	103	0.0%	0.8%	0.9%
% of Patients satisfied with the dentistry they have received	1	1	N/A	92.5%	92.1%
% of Patients satisfied with the time they had to wait for an appointment	1	1	N/A	85.4%	87.5%

* This is based on patients treated on this contract for their most recent course of treatment. Figures in italics indicate the base number of FP17s or Patient Questionnaire responses are less than 100. N/A is shown where the base number of responses is less than 10 during the period. % is calculated as Quantity/Base number*100

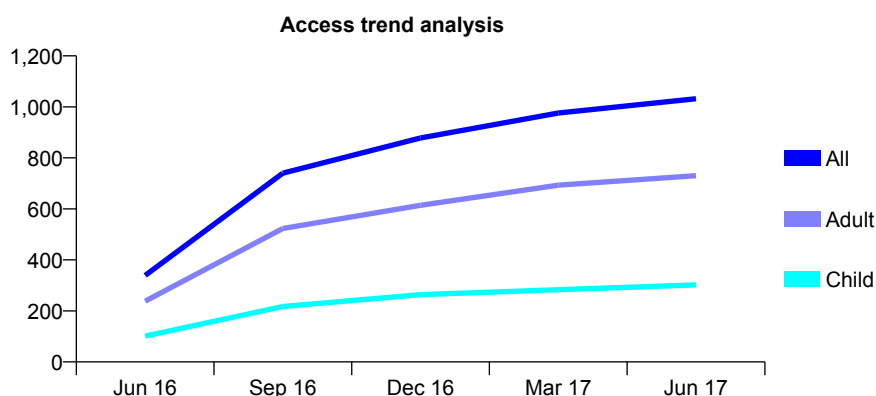
7A2 - Vital Signs At a Glance Contract Report for 100124/0000 - June 2017

Name or company name	A Llewellyn
Contract type name	GDS Contract
Purpose of contract	General
Contract start date	01/04/2016
Contract end date	

17/18 Contracted general activity (UDA)	3,427
Carry forward general activity (UDA)	0
17/18 Contracted orthodontic activity (UOA)	0
Carry forward orthodontic activity (UOA)	0
Baseline contract value	£82,967.58

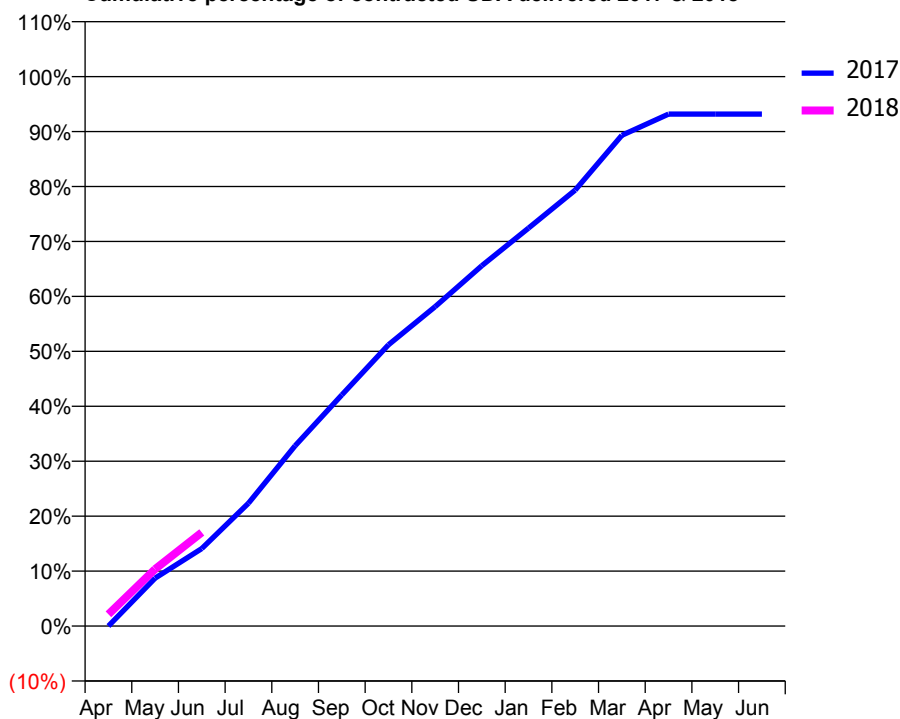
ACCESS*

Patients seen in 24 months	Total	Change since previous quarter
Quarter ending June 2016	339	
Quarter ending September 2016	740	↑
Quarter ending December 2016	878	↑
Quarter ending March 2017	976	↑
Quarter ending June 2017	1,032	↑
Variance since June 2016	204.4%	↑



ACTIVITY

Cumulative percentage of contracted UDA delivered 2017 & 2018



Month	Adjusted Scheduled Activity (UDA)	
	2017	2018
April	0	74
May	299	356
June	484	584
July	766	
August	1,125	
September	1,441	
October	1,755	
November	1,992	
December	2,247	
January	2,482	
February	2,719	
March	3,061	
April	3,193	
May	3,193	
June	3,193	

QUALITY

	Quantity	Base Number	Contract	LHB	Wales
% of FP17s for the same patient ID Re-attending within 3 months - Children	3	129	2.3%	7.6%	11.2%
% of FP17s for the same patient ID Re-attending within 3 months - Adults	30	288	10.4%	12.7%	16.4%
% of FP17s for the same patient ID Re-attending between 3 & 9 months - Children	91	129	70.5%	53.9%	58.1%
% of FP17s for the same patient ID Re-attending between 3 & 9 months - Adults	188	288	65.3%	51.4%	54.8%
% of FP17s for Band 1 Urgent Courses	36	349	10.3%	8.7%	9.2%
% of FP17s Relating to Free Repair or Replacements	2	349	0.6%	0.7%	0.8%
% of FP17s Relating to Continuations	1	349	0.3%	0.8%	0.9%
% of Patients satisfied with the dentistry they have received	7	7	N/A	92.5%	92.1%
% of Patients satisfied with the time they had to wait for an appointment	7	7	N/A	85.4%	87.5%

* This is based on patients treated on this contract for their most recent course of treatment. Figures in italics indicate the base number of FP17s or Patient Questionnaire responses are less than 100. N/A is shown where the base number of responses is less than 10 during the period. % is calculated as Quantity/Base number*100

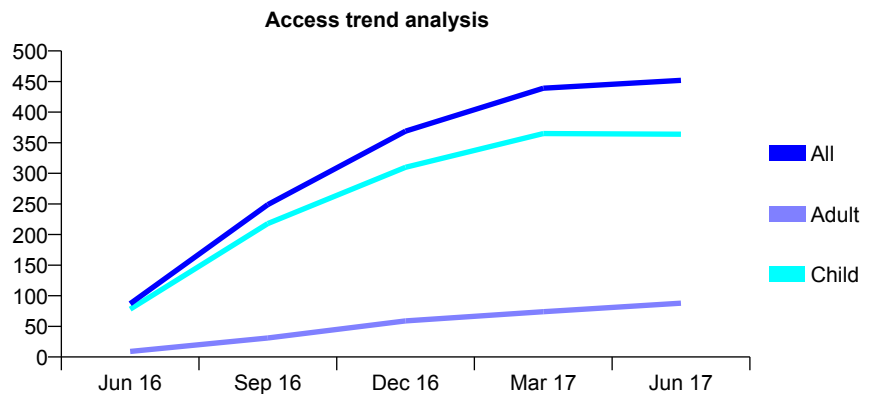
7A2 - Vital Signs At a Glance Contract Report for 100145/0000 - June 2017

Name or company name	Capel Dental
Contract type name	GDS Contract
Purpose of contract	General
Contract start date	01/05/2016
Contract end date	

17/18 Contracted general activity (UDA)	1,250
Carry forward general activity (UDA)	0
17/18 Contracted orthodontic activity (UOA)	0
Carry forward orthodontic activity (UOA)	0
Baseline contract value	£29,224.05

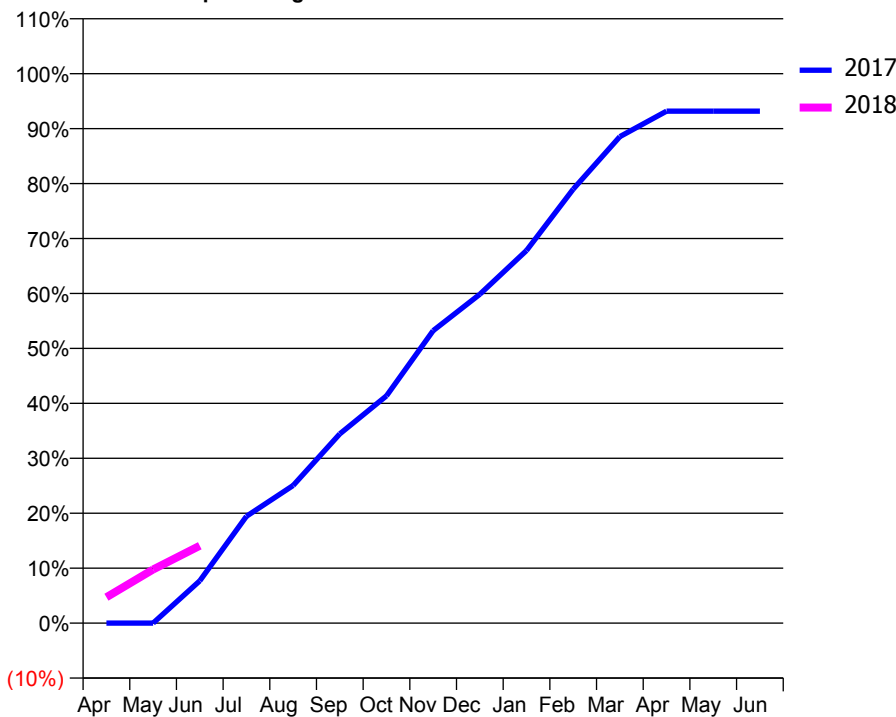
ACCESS*

Patients seen in 24 months	Total	Change since previous quarter
Quarter ending June 2016	87	
Quarter ending September 2016	249	↑
Quarter ending December 2016	369	↑
Quarter ending March 2017	439	↑
Quarter ending June 2017	452	↑
Variance since June 2016	419.5%	↑



ACTIVITY

Cumulative percentage of contracted UDA delivered 2017 & 2018



Month	Adjusted Scheduled Activity (UDA)	
	2017	2018
April	0	59
May	0	122
June	88	176
July	223	
August	287	
September	395	
October	474	
November	610	
December	686	
January	777	
February	905	
March	1,015	
April	1,068	
May	1,068	
June	1,068	

QUALITY

	Quantity	Base Number	Contract	LHB	Wales
% of FP17s for the same patient ID Re-attending within 3 months - Children	1	125	0.8%	7.6%	11.2%
% of FP17s for the same patient ID Re-attending within 3 months - Adults	0	16	0.0%	12.7%	16.4%
% of FP17s for the same patient ID Re-attending between 3 & 9 months - Children	96	125	76.8%	53.9%	58.1%
% of FP17s for the same patient ID Re-attending between 3 & 9 months - Adults	9	16	56.3%	51.4%	54.8%
% of FP17s for Band 1 Urgent Courses	0	108	0.0%	8.7%	9.2%
% of FP17s Relating to Free Repair or Replacements	0	108	0.0%	0.7%	0.8%
% of FP17s Relating to Continuations	0	108	0.0%	0.8%	0.9%
% of Patients satisfied with the dentistry they have received	2	2	N/A	92.5%	92.1%
% of Patients satisfied with the time they had to wait for an appointment	2	2	N/A	85.4%	87.5%

* This is based on patients treated on this contract for their most recent course of treatment. Figures in italics indicate the base number of FP17s or Patient Questionnaire responses are less than 100. N/A is shown where the base number of responses is less than 10 during the period. % is calculated as Quantity/Base number*100

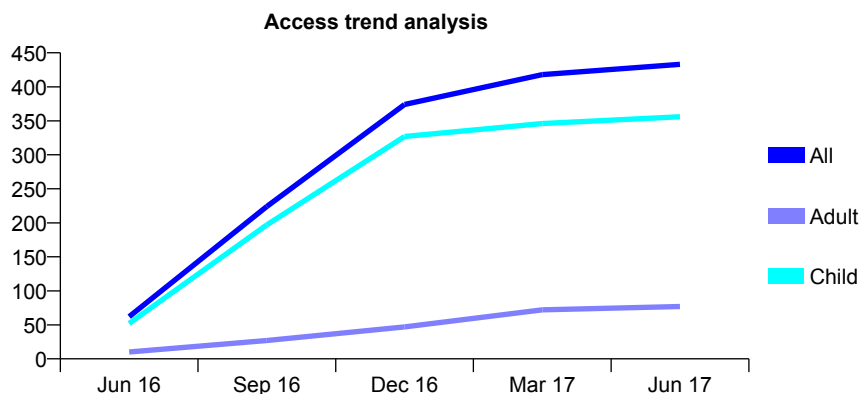
7A2 - Vital Signs At a Glance Contract Report for 100146/0000 - June 2017

Name or company name	Capel Dental
Contract type name	GDS Contract
Purpose of contract	General
Contract start date	01/05/2016
Contract end date	

17/18 Contracted general activity (UDA)	1,150
Carry forward general activity (UDA)	0
17/18 Contracted orthodontic activity (UOA)	0
Carry forward orthodontic activity (UOA)	0
Baseline contract value	£27,026.90

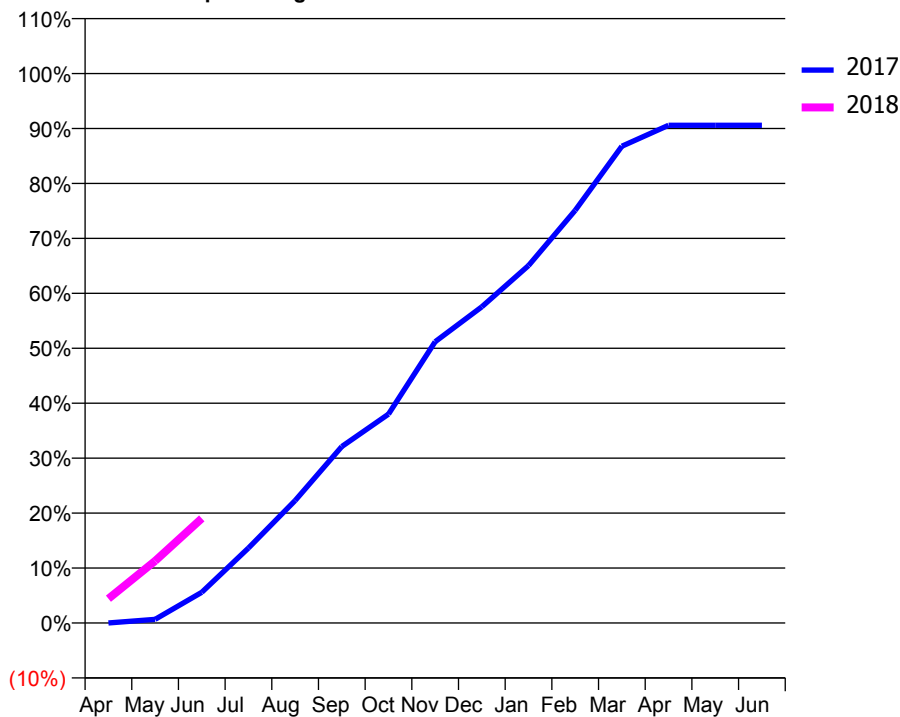
ACCESS*

Patients seen in 24 months	Total	Change since previous quarter
Quarter ending June 2016	62	
Quarter ending September 2016	224	↑
Quarter ending December 2016	374	↑
Quarter ending March 2017	418	↑
Quarter ending June 2017	433	↑
Variance since June 2016	598.4%	↑



ACTIVITY

Cumulative percentage of contracted UDA delivered 2017 & 2018



Month	Adjusted Scheduled Activity (UDA)	
	2017	2018
April	0	51
May	7	130
June	59	219
July	144	
August	235	
September	338	
October	401	
November	540	
December	607	
January	686	
February	792	
March	915	
April	955	
May	955	
June	955	

QUALITY

	Quantity	Base Number	Contract	LHB	Wales
% of FP17s for the same patient ID Re-attending within 3 months - Children	4	141	2.8%	7.6%	11.2%
% of FP17s for the same patient ID Re-attending within 3 months - Adults	0	17	0.0%	12.7%	16.4%
% of FP17s for the same patient ID Re-attending between 3 & 9 months - Children	98	141	69.5%	53.9%	58.1%
% of FP17s for the same patient ID Re-attending between 3 & 9 months - Adults	10	17	58.8%	51.4%	54.8%
% of FP17s for Band 1 Urgent Courses	0	136	0.0%	8.7%	9.2%
% of FP17s Relating to Free Repair or Replacements	0	136	0.0%	0.7%	0.8%
% of FP17s Relating to Continuations	1	136	0.7%	0.8%	0.9%
% of Patients satisfied with the dentistry they have received	3	3	N/A	92.5%	92.1%
% of Patients satisfied with the time they had to wait for an appointment	3	3	N/A	85.4%	87.5%

* This is based on patients treated on this contract for their most recent course of treatment. Figures in italics indicate the base number of FP17s or Patient Questionnaire responses are less than 100. N/A is shown where the base number of responses is less than 10 during the period. % is calculated as Quantity/Base number*100

7A2 - Vital Signs At a Glance Contract Report for 100329/0000 - June 2017


Name or company name	Eastgate Dental Surgery Limited
Contract type name	GDS Contract
Purpose of contract	General
Contract start date	06/03/2017
Contract end date	

17/18 Contracted general activity (UDA)	187
Carry forward general activity (UDA)	0
17/18 Contracted orthodontic activity (UOA)	0
Carry forward orthodontic activity (UOA)	0
Baseline contract value	£6,086.40

ACCESS*

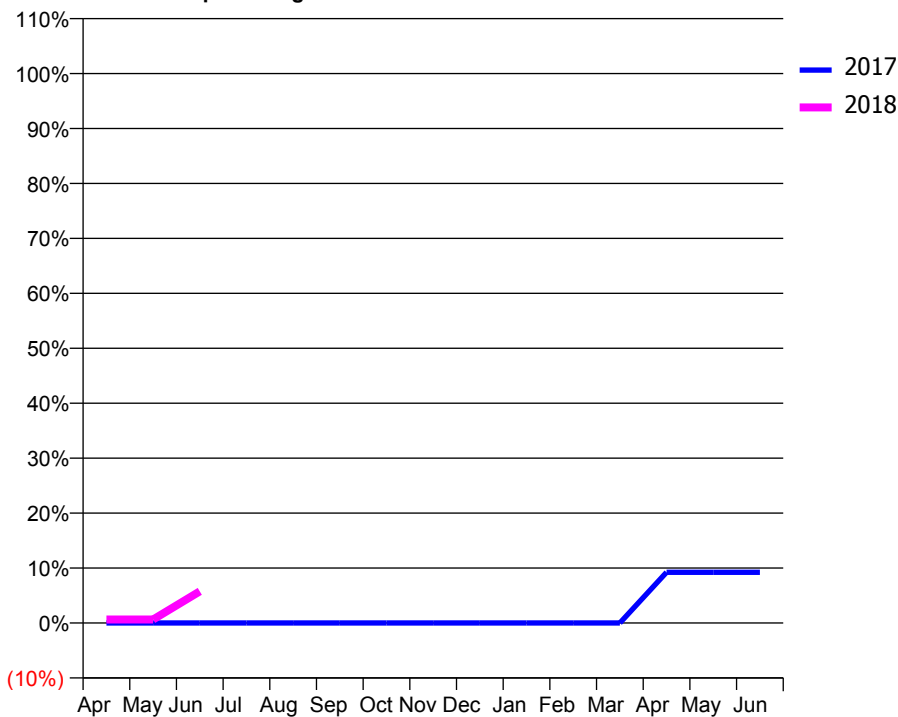
Patients seen in 24 months	Total	Change since previous quarter
Quarter ending June 2016	0	
Quarter ending September 2016	0	
Quarter ending December 2016	0	
Quarter ending March 2017	0	
Quarter ending June 2017	8	↑
Variance since June 2016	N/A	

Access trend analysis



ACTIVITY

Cumulative percentage of contracted UDA delivered 2017 & 2018



Adjusted Scheduled Activity (UDA)

Month	2017	2018
April	0	1
May	0	1
June	0	11
July	0	
August	0	
September	0	
October	0	
November	0	
December	0	
January	0	
February	0	
March	0	
April	1	
May	1	
June	1	

QUALITY

	Quantity	Base Number	Contract	LHB	Wales
% of FP17s for the same patient ID Re-attending within 3 months - Children	0	1	0.0%	7.6%	11.2%
% of FP17s for the same patient ID Re-attending within 3 months - Adults	0	9	0.0%	12.7%	16.4%
% of FP17s for the same patient ID Re-attending between 3 & 9 months - Children	0	1	0.0%	53.9%	58.1%
% of FP17s for the same patient ID Re-attending between 3 & 9 months - Adults	0	9	0.0%	51.4%	54.8%
% of FP17s for Band 1 Urgent Courses	9	9	100.0%	8.7%	9.2%
% of FP17s Relating to Free Repair or Replacements	0	9	0.0%	0.7%	0.8%
% of FP17s Relating to Continuations	0	9	0.0%	0.8%	0.9%
% of Patients satisfied with the dentistry they have received	0	0	N/A	92.5%	92.1%
% of Patients satisfied with the time they had to wait for an appointment	0	0	N/A	85.4%	87.5%

* This is based on patients treated on this contract for their most recent course of treatment. Figures in italics indicate the base number of FP17s or Patient Questionnaire responses are less than 100. N/A is shown where the base number of responses is less than 10 during the period. % is calculated as Quantity/Base number*100

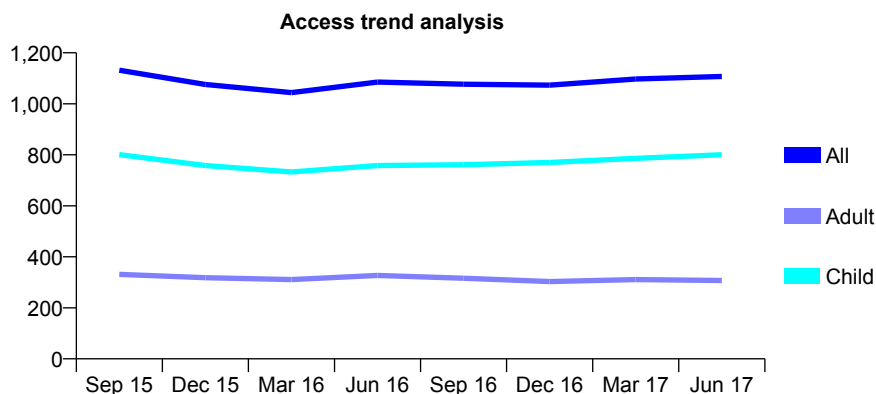
7A2 - Vital Signs At a Glance Contract Report for 105554/0001 - June 2017

Name or company name	K J Dwyer
Contract type name	GDS Contract
Purpose of contract	General
Contract start date	01/11/2012
Contract end date	

17/18 Contracted general activity (UDA)	2,400
Carry forward general activity (UDA)	0
17/18 Contracted orthodontic activity (UOA)	0
Carry forward orthodontic activity (UOA)	0
Baseline contract value	£53,214.35

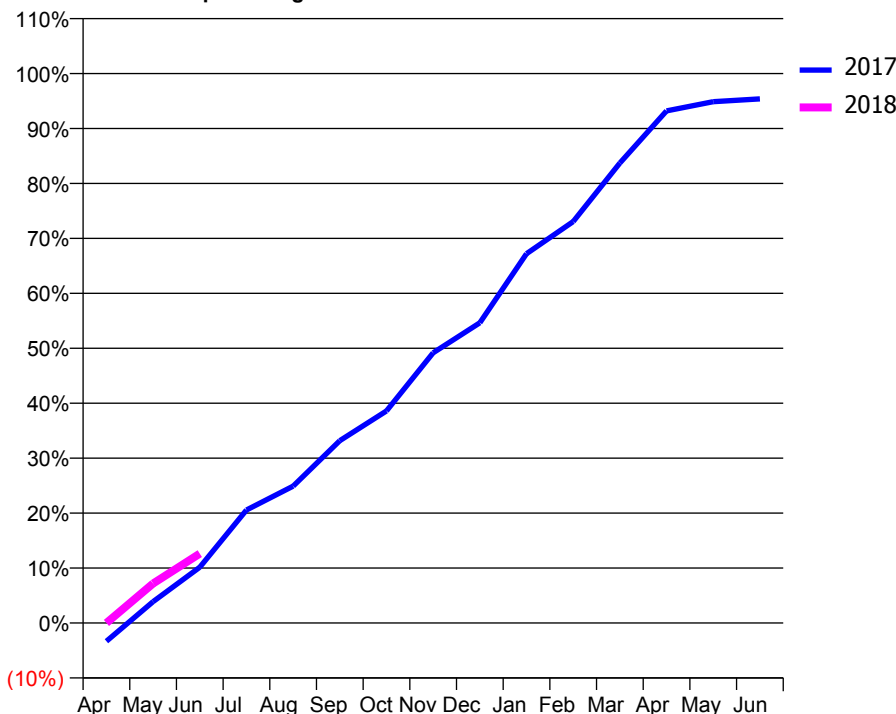
ACCESS*

Patients seen in 24 months	Total	Change since previous quarter
Quarter ending June 2016	1,085	
Quarter ending September 2016	1,077	→
Quarter ending December 2016	1,073	→
Quarter ending March 2017	1,097	↑
Quarter ending June 2017	1,107	→
Variance since June 2016	2.0%	↑



ACTIVITY

Cumulative percentage of contracted UDA delivered 2017 & 2018



Adjusted Scheduled Activity (UDA)

Month	2017	2018
April	-80	0
May	94	173
June	244	303
July	494	
August	598	
September	796	
October	926	
November	1,180	
December	1,311	
January	1,613	
February	1,753	
March	2,009	
April	2,237	
May	2,277	
June	2,289	

QUALITY

	Quantity	Base Number	Contract	LHB	Wales
% of FP17s for the same patient ID Re-attending within 3 months - Children	28	318	8.8%	7.6%	11.2%
% of FP17s for the same patient ID Re-attending within 3 months - Adults	5	51	9.8%	12.7%	16.4%
% of FP17s for the same patient ID Re-attending between 3 & 9 months - Children	179	318	56.3%	53.9%	58.1%
% of FP17s for the same patient ID Re-attending between 3 & 9 months - Adults	30	51	58.8%	51.4%	54.8%
% of FP17s for Band 1 Urgent Courses	6	220	2.7%	8.7%	9.2%
% of FP17s Relating to Free Repair or Replacements	0	220	0.0%	0.7%	0.8%
% of FP17s Relating to Continuations	0	220	0.0%	0.8%	0.9%
% of Patients satisfied with the dentistry they have received	4	4	N/A	92.5%	92.1%
% of Patients satisfied with the time they had to wait for an appointment	3	4	N/A	85.4%	87.5%

* This is based on patients treated on this contract for their most recent course of treatment. Figures in italics indicate the base number of FP17s or Patient Questionnaire responses are less than 100. N/A is shown where the base number of responses is less than 10 during the period. % is calculated as Quantity/Base number*100

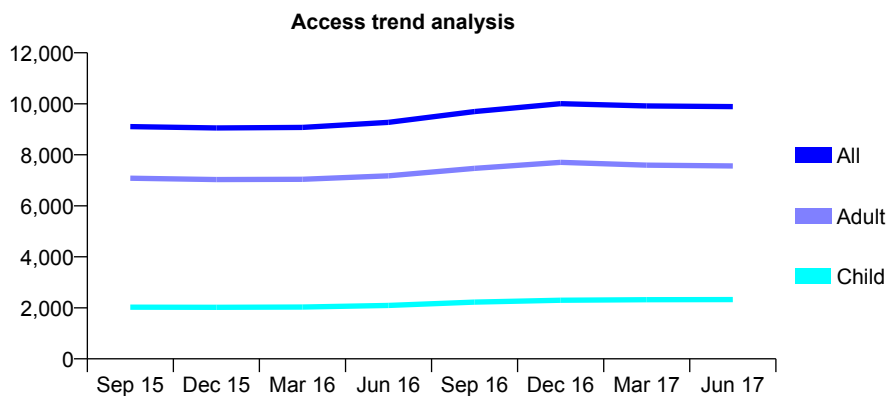
7A2 - Vital Signs At a Glance Contract Report for 106631/0001 - June 2017

Name or company name	Dr N Patel, Dr J Rai and Dr N Kernahan
Contract type name	GDS Contract
Purpose of contract	General
Contract start date	01/04/2006
Contract end date	

17/18 Contracted general activity (UDA)	26,605
Carry forward general activity (UDA)	0
17/18 Contracted orthodontic activity (UOA)	0
Carry forward orthodontic activity (UOA)	0
Baseline contract value	£701,056.84

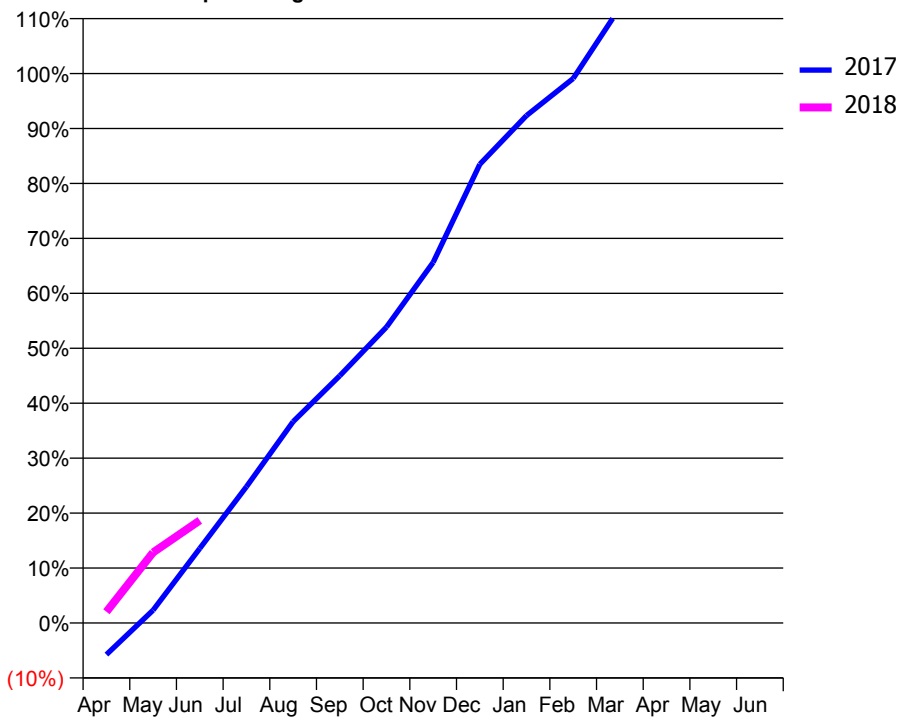
ACCESS*

Patients seen in 24 months	Total	Change since previous quarter
Quarter ending June 2016	9,271	
Quarter ending September 2016	9,697	↑
Quarter ending December 2016	10,006	↑
Quarter ending March 2017	9,915	→
Quarter ending June 2017	9,888	→
Variance since June 2016	6.7%	↑



ACTIVITY

Cumulative percentage of contracted UDA delivered 2017 & 2018



Month	Adjusted Scheduled Activity (UDA)	
	2017	2018
April	-1,530	548
May	624	3,419
June	3,611	4,965
July	6,602	
August	9,753	
September	11,976	
October	14,327	
November	17,462	
December	22,213	
January	24,568	
February	26,366	
March	29,801	
April	30,734	
May	30,741	
June	30,752	

QUALITY

	Quantity	Base Number	Contract	LHB	Wales
% of FP17s for the same patient ID Re-attending within 3 months - Children	42	660	6.4%	7.6%	11.2%
% of FP17s for the same patient ID Re-attending within 3 months - Adults	364	2,430	15.0%	12.7%	16.4%
% of FP17s for the same patient ID Re-attending between 3 & 9 months - Children	425	660	64.4%	53.9%	58.1%
% of FP17s for the same patient ID Re-attending between 3 & 9 months - Adults	1,662	2,430	68.4%	51.4%	54.8%
% of FP17s for Band 1 Urgent Courses	117	2,604	4.5%	8.7%	9.2%
% of FP17s Relating to Free Repair or Replacements	49	2,604	1.9%	0.7%	0.8%
% of FP17s Relating to Continuations	62	2,604	2.4%	0.8%	0.9%
% of Patients satisfied with the dentistry they have received	74	81	91.4%	92.5%	92.1%
% of Patients satisfied with the time they had to wait for an appointment	75	81	92.6%	85.4%	87.5%

* This is based on patients treated on this contract for their most recent course of treatment. Figures in italics indicate the base number of FP17s or Patient Questionnaire responses are less than 100. N/A is shown where the base number of responses is less than 10 during the period. % is calculated as Quantity/Base number*100

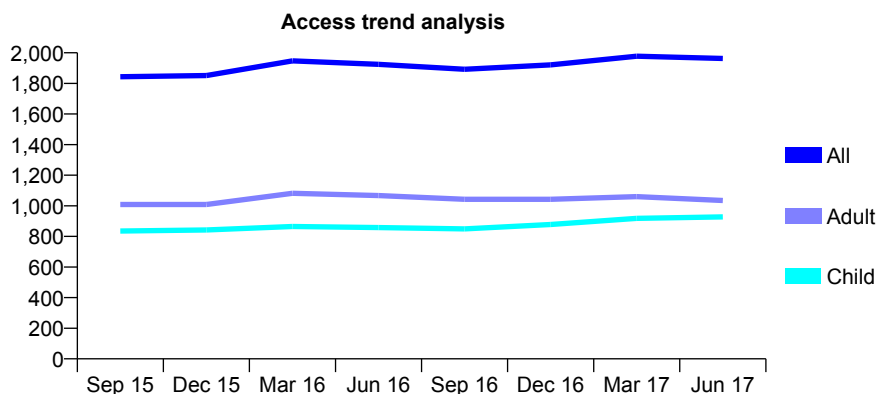
7A2 - Vital Signs At a Glance Contract Report for 106682/0001 - June 2017

Name or company name	Warren Davies Ltd.
Contract type name	GDS Contract
Purpose of contract	General
Contract start date	01/01/2007
Contract end date	

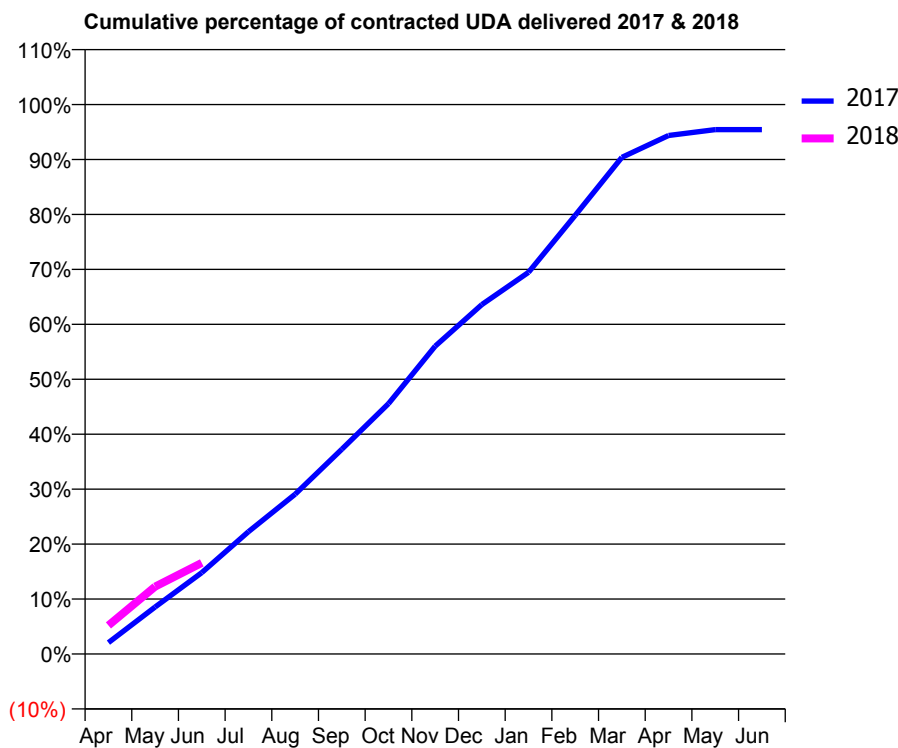
17/18 Contracted general activity (UDA)	9,112
Carry forward general activity (UDA)	0
17/18 Contracted orthodontic activity (UOA)	0
Carry forward orthodontic activity (UOA)	0
Baseline contract value	£239,810.59

ACCESS*

Patients seen in 24 months	Total	Change since previous quarter
Quarter ending June 2016	1,925	
Quarter ending September 2016	1,892	↓
Quarter ending December 2016	1,921	→
Quarter ending March 2017	1,978	↑
Quarter ending June 2017	1,963	→
Variance since June 2016	2.0%	→



ACTIVITY



Month	Adjusted Scheduled Activity (UDA)	
	2017	2018
April	190	473
May	779	1,118
June	1,350	1,511
July	2,030	
August	2,651	
September	3,394	
October	4,152	
November	5,104	
December	5,795	
January	6,329	
February	7,273	
March	8,235	
April	8,597	
May	8,695	
June	8,695	

QUALITY

	Quantity	Base Number	Contract	LHB	Wales
% of FP17s for the same patient ID Re-attending within 3 months - Children	37	358	10.3%	7.6%	11.2%
% of FP17s for the same patient ID Re-attending within 3 months - Adults	96	396	24.2%	12.7%	16.4%
% of FP17s for the same patient ID Re-attending between 3 & 9 months - Children	232	358	64.8%	53.9%	58.1%
% of FP17s for the same patient ID Re-attending between 3 & 9 months - Adults	229	396	57.8%	51.4%	54.8%
% of FP17s for Band 1 Urgent Courses	74	614	12.1%	8.7%	9.2%
% of FP17s Relating to Free Repair or Replacements	0	614	0.0%	0.7%	0.8%
% of FP17s Relating to Continuations	4	614	0.7%	0.8%	0.9%
% of Patients satisfied with the dentistry they have received	34	34	100.0%	92.5%	92.1%
% of Patients satisfied with the time they had to wait for an appointment	33	34	97.1%	85.4%	87.5%

* This is based on patients treated on this contract for their most recent course of treatment. Figures in italics indicate the base number of FP17s or Patient Questionnaire responses are less than 100. N/A is shown where the base number of responses is less than 10 during the period. % is calculated as Quantity/Base number*100

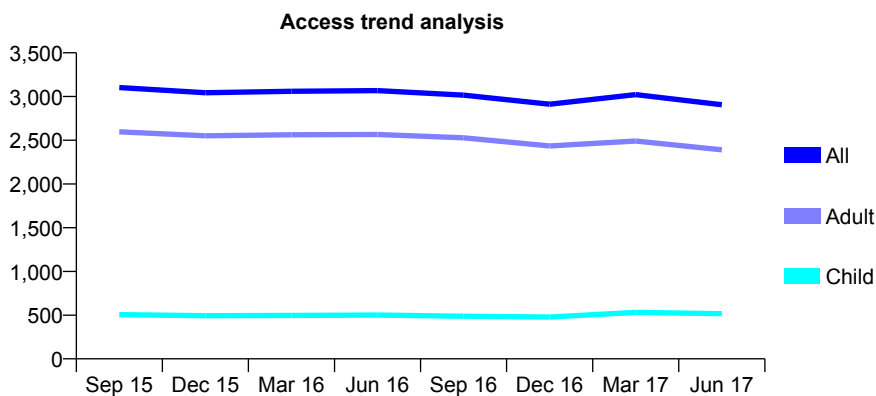
7A2 - Vital Signs At a Glance Contract Report for 106968/0001 - June 2017

Name or company name	Eastgate Dental Surgery Limited
Contract type name	GDS Contract
Purpose of contract	General
Contract start date	01/04/2011
Contract end date	

17/18 Contracted general activity (UDA)	7,616
Carry forward general activity (UDA)	0
17/18 Contracted orthodontic activity (UOA)	0
Carry forward orthodontic activity (UOA)	0
Baseline contract value	£213,461.90

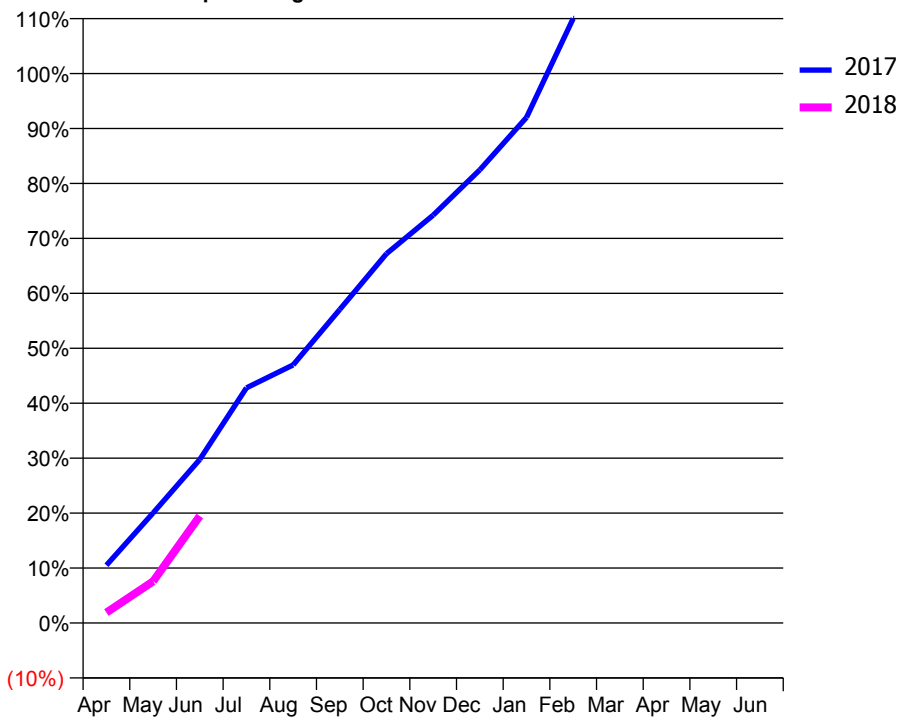
ACCESS*

Patients seen in 24 months	Total	Change since previous quarter
Quarter ending June 2016	3,067	
Quarter ending September 2016	3,016	↓
Quarter ending December 2016	2,912	↓
Quarter ending March 2017	3,022	↑
Quarter ending June 2017	2,906	↓
Variance since June 2016	(5.2%)	↓



ACTIVITY

Cumulative percentage of contracted UDA delivered 2017 & 2018



Month	Adjusted Scheduled Activity (UDA)	
	2017	2018
April	801	144
May	1,525	578
June	2,267	1,483
July	3,259	
August	3,577	
September	4,346	
October	5,118	
November	5,653	
December	6,281	
January	7,007	
February	8,379	
March	9,291	
April	9,628	
May	9,616	
June	9,613	

QUALITY

	Quantity	Base Number	Contract	LHB	Wales
% of FP17s for the same patient ID Re-attending within 3 months - Children	10	154	6.5%	7.6%	11.2%
% of FP17s for the same patient ID Re-attending within 3 months - Adults	70	683	10.2%	12.7%	16.4%
% of FP17s for the same patient ID Re-attending between 3 & 9 months - Children	85	154	55.2%	53.9%	58.1%
% of FP17s for the same patient ID Re-attending between 3 & 9 months - Adults	449	683	65.7%	51.4%	54.8%
% of FP17s for Band 1 Urgent Courses	64	691	9.3%	8.7%	9.2%
% of FP17s Relating to Free Repair or Replacements	2	691	0.3%	0.7%	0.8%
% of FP17s Relating to Continuations	1	691	0.1%	0.8%	0.9%
% of Patients satisfied with the dentistry they have received	27	31	87.1%	92.5%	92.1%
% of Patients satisfied with the time they had to wait for an appointment	26	31	83.9%	85.4%	87.5%

* This is based on patients treated on this contract for their most recent course of treatment. Figures in italics indicate the base number of FP17s or Patient Questionnaire responses are less than 100. N/A is shown where the base number of responses is less than 10 during the period. % is calculated as Quantity/Base number*100

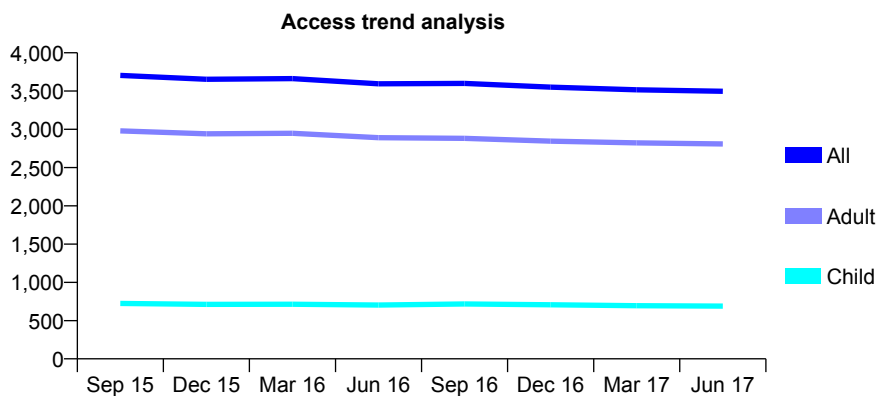
7A2 - Vital Signs At a Glance Contract Report for 112461/0001 - June 2017

Name or company name	Deintyddfa Emlyn
Contract type name	GDS Contract
Purpose of contract	General
Contract start date	21/02/2011
Contract end date	

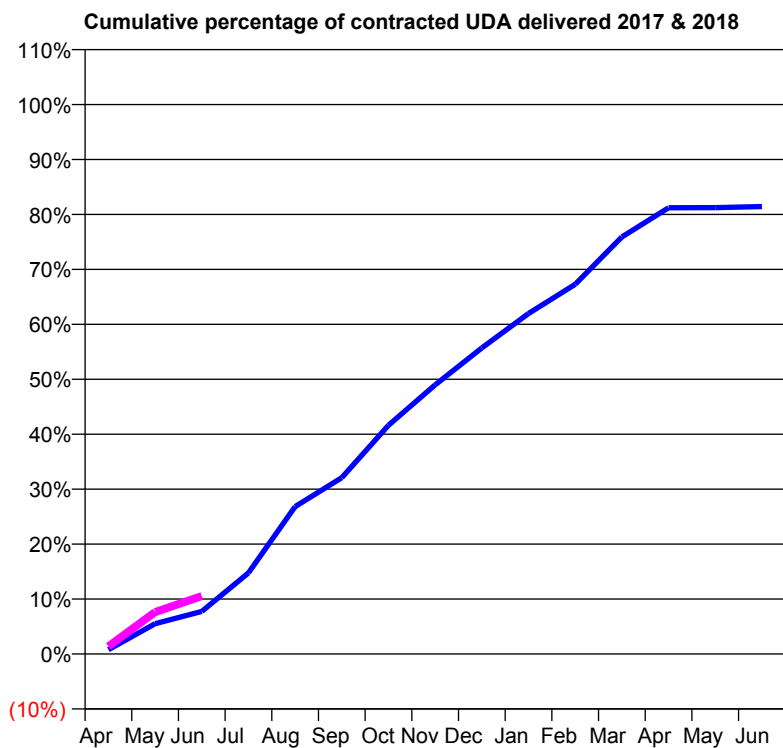
17/18 Contracted general activity (UDA)	12,000
Carry forward general activity (UDA)	0
17/18 Contracted orthodontic activity (UOA)	0
Carry forward orthodontic activity (UOA)	0
Baseline contract value	£309,084.12

ACCESS*

Patients seen in 24 months	Total	Change since previous quarter
Quarter ending June 2016	3,594	
Quarter ending September 2016	3,600	→
Quarter ending December 2016	3,551	↓
Quarter ending March 2017	3,517	→
Quarter ending June 2017	3,498	→
Variance since June 2016	(2.7%)	↓



ACTIVITY



Month	Adjusted Scheduled Activity (UDA)	
	2017	2018
April	95	168
May	661	915
June	931	1,265
July	1,773	
August	3,219	
September	3,851	
October	4,997	
November	5,878	
December	6,684	
January	7,437	
February	8,073	
March	9,108	
April	9,745	
May	9,747	
June	9,772	

QUALITY

	Quantity	Base Number	Contract	LHB	Wales
% of FP17s for the same patient ID Re-attending within 3 months - Children	7	203	3.4%	7.6%	11.2%
% of FP17s for the same patient ID Re-attending within 3 months - Adults	59	822	7.2%	12.7%	16.4%
% of FP17s for the same patient ID Re-attending between 3 & 9 months - Children	139	203	68.5%	53.9%	58.1%
% of FP17s for the same patient ID Re-attending between 3 & 9 months - Adults	553	822	67.3%	51.4%	54.8%
% of FP17s for Band 1 Urgent Courses	44	828	5.3%	8.7%	9.2%
% of FP17s Relating to Free Repair or Replacements	2	828	0.2%	0.7%	0.8%
% of FP17s Relating to Continuations	1	828	0.1%	0.8%	0.9%
% of Patients satisfied with the dentistry they have received	44	45	97.8%	92.5%	92.1%
% of Patients satisfied with the time they had to wait for an appointment	44	45	97.8%	85.4%	87.5%

* This is based on patients treated on this contract for their most recent course of treatment. Figures in italics indicate the base number of FP17s or Patient Questionnaire responses are less than 100. N/A is shown where the base number of responses is less than 10 during the period. % is calculated as Quantity/Base number*100

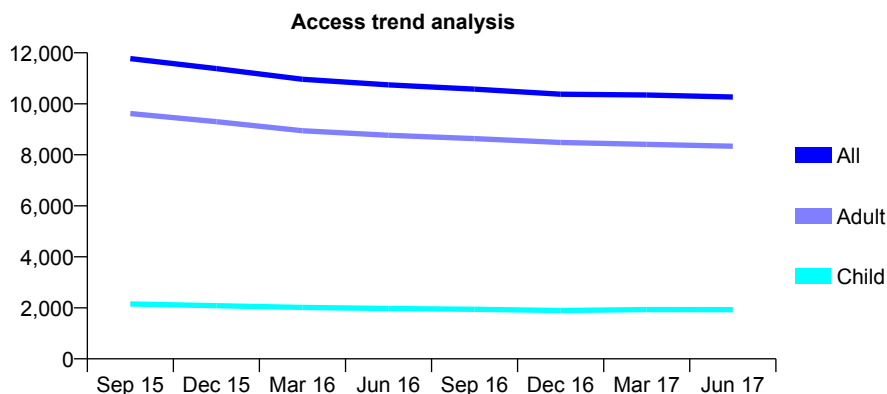
7A2 - Vital Signs At a Glance Contract Report for 112488/0001 - June 2017

Name or company name	Integrated Dental Holdings
Contract type name	GDS Contract
Purpose of contract	General
Contract start date	01/04/2006
Contract end date	

17/18 Contracted general activity (UDA)	37,500
Carry forward general activity (UDA)	0
17/18 Contracted orthodontic activity (UOA)	0
Carry forward orthodontic activity (UOA)	0
Baseline contract value	£869,385.40

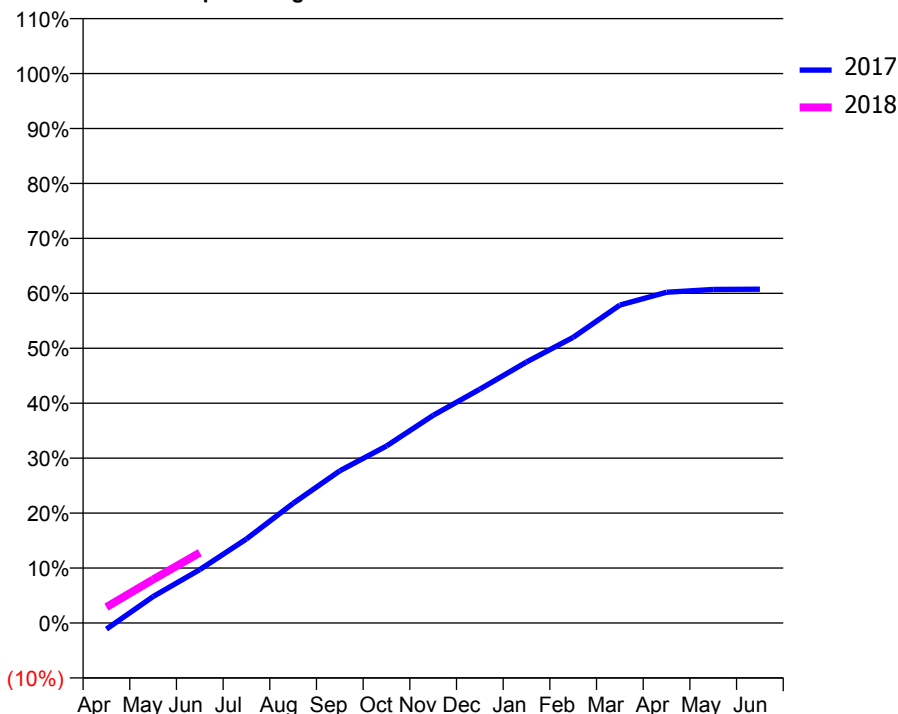
ACCESS*

Patients seen in 24 months	Total	Change since previous quarter
Quarter ending June 2016	10,740	
Quarter ending September 2016	10,575	↓
Quarter ending December 2016	10,377	↓
Quarter ending March 2017	10,344	→
Quarter ending June 2017	10,265	→
Variance since June 2016	(4.4%)	↓



ACTIVITY

Cumulative percentage of contracted UDA delivered 2017 & 2018



Adjusted Scheduled Activity (UDA)

Month	2017	2018
April	-424	1,088
May	1,802	2,973
June	3,644	4,805
July	5,739	
August	8,166	
September	10,386	
October	12,078	
November	14,176	
December	15,955	
January	17,810	
February	19,494	
March	21,701	
April	22,570	
May	22,761	
June	22,780	

QUALITY

	Quantity	Base Number	Contract	LHB	Wales
% of FP17s for the same patient ID Re-attending within 3 months - Children	9	573	1.6%	7.6%	11.2%
% of FP17s for the same patient ID Re-attending within 3 months - Adults	89	2,404	3.7%	12.7%	16.4%
% of FP17s for the same patient ID Re-attending between 3 & 9 months - Children	254	573	44.3%	53.9%	58.1%
% of FP17s for the same patient ID Re-attending between 3 & 9 months - Adults	1,333	2,404	55.4%	51.4%	54.8%
% of FP17s for Band 1 Urgent Courses	19	2,519	0.8%	8.7%	9.2%
% of FP17s Relating to Free Repair or Replacements	2	2,519	0.1%	0.7%	0.8%
% of FP17s Relating to Continuations	7	2,519	0.3%	0.8%	0.9%
% of Patients satisfied with the dentistry they have received	56	59	94.9%	92.5%	92.1%
% of Patients satisfied with the time they had to wait for an appointment	50	59	84.7%	85.4%	87.5%

* This is based on patients treated on this contract for their most recent course of treatment. Figures in italics indicate the base number of FP17s or Patient Questionnaire responses are less than 100. N/A is shown where the base number of responses is less than 10 during the period. % is calculated as Quantity/Base number*100

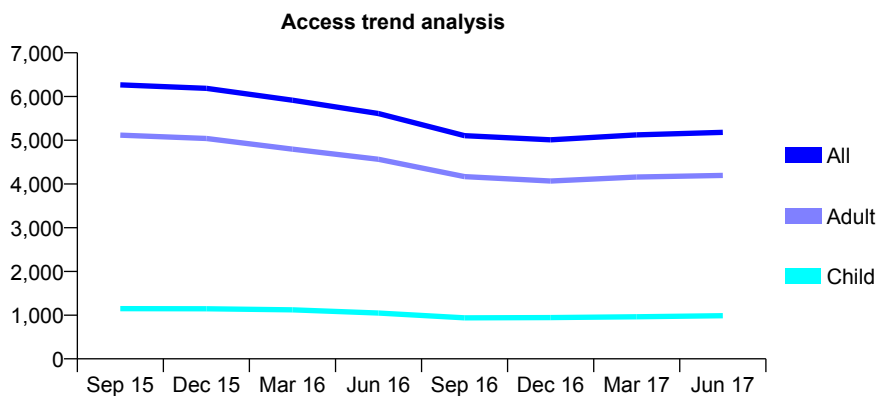
7A2 - Vital Signs At a Glance Contract Report for 116300/0001 - June 2017

Name or company name	Whitecross Dental Care Ltd
Contract type name	GDS Contract
Purpose of contract	General
Contract start date	01/11/2006
Contract end date	

17/18 Contracted general activity (UDA)	15,000
Carry forward general activity (UDA)	0
17/18 Contracted orthodontic activity (UOA)	0
Carry forward orthodontic activity (UOA)	0
Baseline contract value	£355,088.78

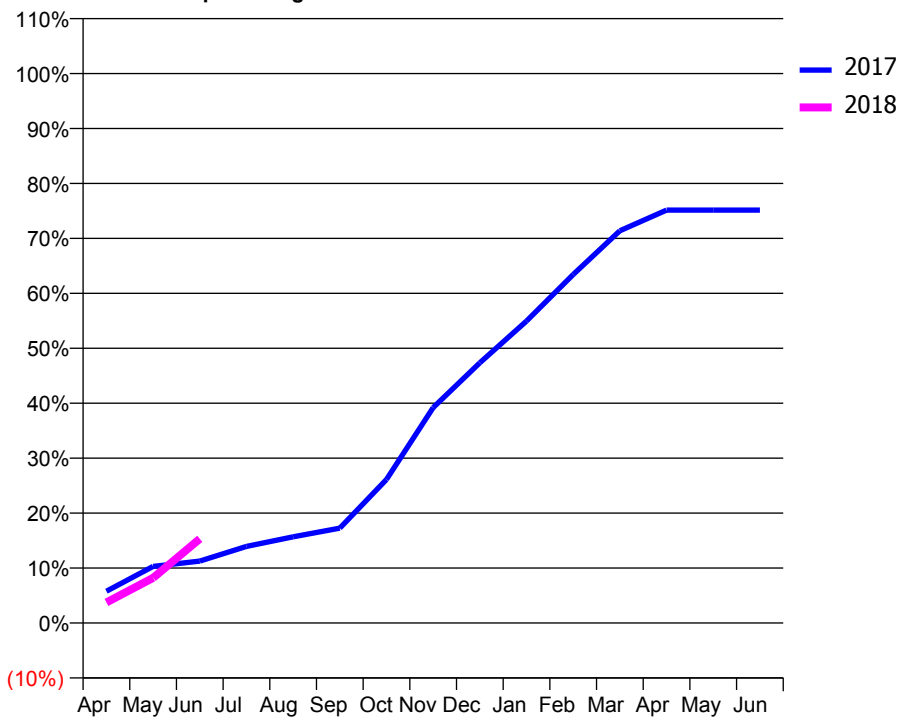
ACCESS*

Patients seen in 24 months	Total	Change since previous quarter
Quarter ending June 2016	5,610	
Quarter ending September 2016	5,104	↓
Quarter ending December 2016	5,009	↓
Quarter ending March 2017	5,122	↑
Quarter ending June 2017	5,182	→
Variance since June 2016	(7.6%)	↓



ACTIVITY

Cumulative percentage of contracted UDA delivered 2017 & 2018



Adjusted Scheduled Activity (UDA)

Month	2017	2018
April	869	563
May	1,545	1,231
June	1,690	2,298
July	2,090	
August	2,352	
September	2,590	
October	3,918	
November	5,880	
December	7,102	
January	8,244	
February	9,514	
March	10,707	
April	11,271	
May	11,273	
June	11,273	

QUALITY

	Quantity	Base Number	Contract	LHB	Wales
% of FP17s for the same patient ID Re-attending within 3 months - Children	16	278	5.8%	7.6%	11.2%
% of FP17s for the same patient ID Re-attending within 3 months - Adults	132	1,187	11.1%	12.7%	16.4%
% of FP17s for the same patient ID Re-attending between 3 & 9 months - Children	61	278	21.9%	53.9%	58.1%
% of FP17s for the same patient ID Re-attending between 3 & 9 months - Adults	264	1,187	22.2%	51.4%	54.8%
% of FP17s for Band 1 Urgent Courses	17	1,129	1.5%	8.7%	9.2%
% of FP17s Relating to Free Repair or Replacements	6	1,129	0.5%	0.7%	0.8%
% of FP17s Relating to Continuations	29	1,129	2.6%	0.8%	0.9%
% of Patients satisfied with the dentistry they have received	31	35	88.6%	92.5%	92.1%
% of Patients satisfied with the time they had to wait for an appointment	26	35	74.3%	85.4%	87.5%

* This is based on patients treated on this contract for their most recent course of treatment. Figures in italics indicate the base number of FP17s or Patient Questionnaire responses are less than 100. N/A is shown where the base number of responses is less than 10 during the period. % is calculated as Quantity/Base number*100

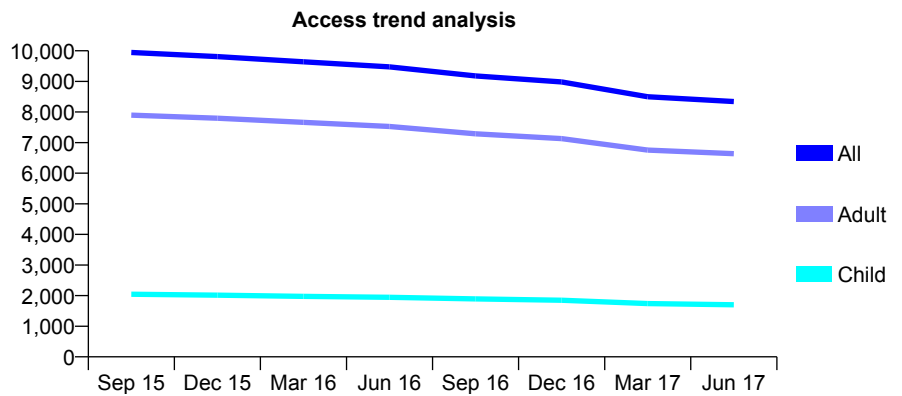
7A2 - Vital Signs At a Glance Contract Report for 116300/0002 - June 2017

Name or company name	Whitecross Dental Care Ltd
Contract type name	GDS Contract
Purpose of contract	General
Contract start date	21/11/2007
Contract end date	

17/18 Contracted general activity (UDA)	30,004
Carry forward general activity (UDA)	0
17/18 Contracted orthodontic activity (UOA)	0
Carry forward orthodontic activity (UOA)	0
Baseline contract value	£655,582.84

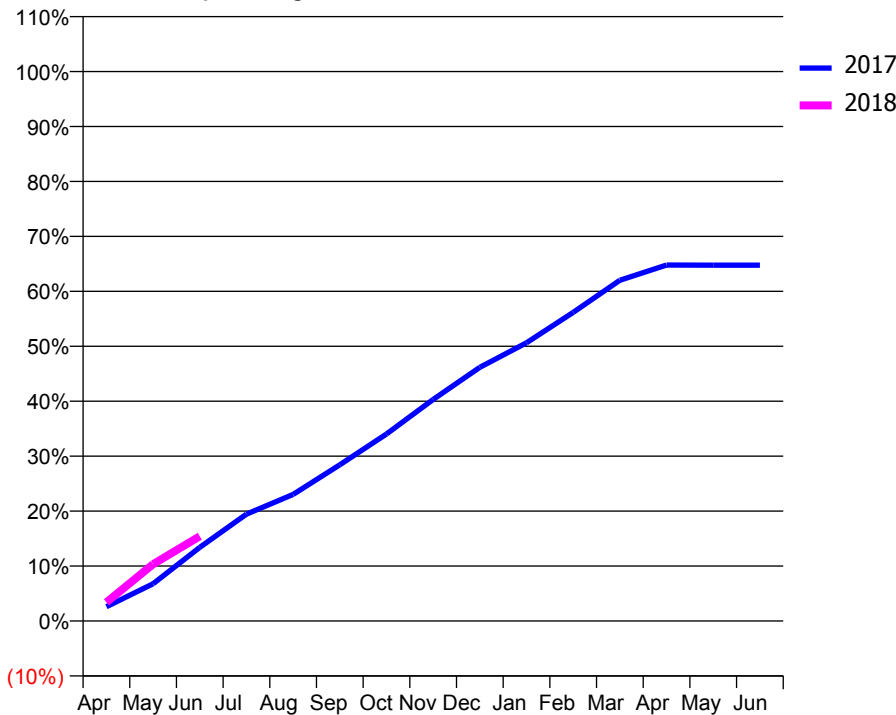
ACCESS*

Patients seen in 24 months	Total	Change since previous quarter
Quarter ending June 2016	9,473	
Quarter ending September 2016	9,178	↓
Quarter ending December 2016	8,981	↓
Quarter ending March 2017	8,500	↓
Quarter ending June 2017	8,340	↓
Variance since June 2016	(12.0%)	↓



ACTIVITY

Cumulative percentage of contracted UDA delivered 2017 & 2018



Month	Adjusted Scheduled Activity (UDA)	
	2017	2018
April	780	1,025
May	2,035	3,108
June	4,023	4,628
July	5,837	
August	6,912	
September	8,531	
October	10,208	
November	12,097	
December	13,852	
January	15,194	
February	16,848	
March	18,606	
April	19,439	
May	19,431	
June	19,427	

QUALITY

	Quantity	Base Number	Contract	LHB	Wales
% of FP17s for the same patient ID Re-attending within 3 months - Children	19	470	4.0%	7.6%	11.2%
% of FP17s for the same patient ID Re-attending within 3 months - Adults	139	1,837	7.6%	12.7%	16.4%
% of FP17s for the same patient ID Re-attending between 3 & 9 months - Children	162	470	34.5%	53.9%	58.1%
% of FP17s for the same patient ID Re-attending between 3 & 9 months - Adults	606	1,837	33.0%	51.4%	54.8%
% of FP17s for Band 1 Urgent Courses	47	2,017	2.3%	8.7%	9.2%
% of FP17s Relating to Free Repair or Replacements	31	2,017	1.5%	0.7%	0.8%
% of FP17s Relating to Continuations	29	2,017	1.4%	0.8%	0.9%
% of Patients satisfied with the dentistry they have received	62	68	91.2%	92.5%	92.1%
% of Patients satisfied with the time they had to wait for an appointment	57	68	83.8%	85.4%	87.5%

* This is based on patients treated on this contract for their most recent course of treatment. Figures in italics indicate the base number of FP17s or Patient Questionnaire responses are less than 100. N/A is shown where the base number of responses is less than 10 during the period. % is calculated as Quantity/Base number*100

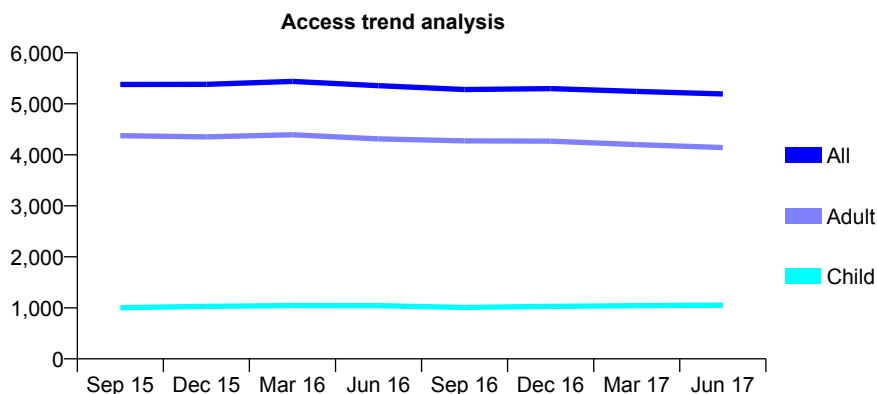
7A2 - Vital Signs At a Glance Contract Report for 116300/0003 - June 2017

Name or company name	Whitecross Dental Care Ltd
Contract type name	GDS Contract
Purpose of contract	General
Contract start date	01/03/2008
Contract end date	

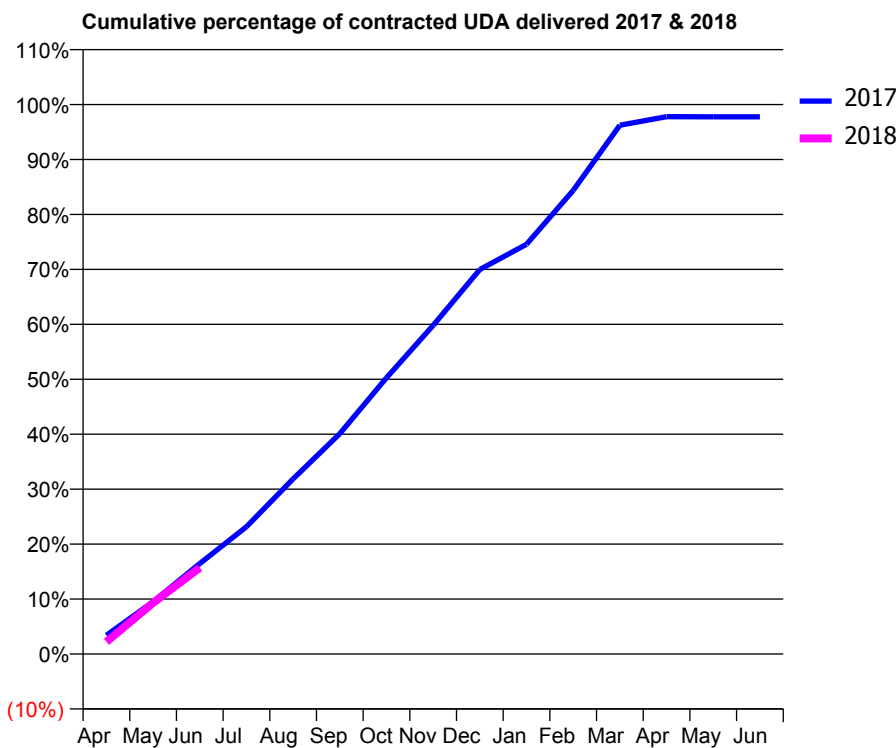
17/18 Contracted general activity (UDA)	15,957
Carry forward general activity (UDA)	0
17/18 Contracted orthodontic activity (UOA)	0
Carry forward orthodontic activity (UOA)	0
Baseline contract value	£491,234.50

ACCESS*

Patients seen in 24 months	Total	Change since previous quarter
Quarter ending June 2016	5,356	
Quarter ending September 2016	5,280	↓
Quarter ending December 2016	5,297	→
Quarter ending March 2017	5,242	↓
Quarter ending June 2017	5,193	→
Variance since June 2016	(3.0%)	↓



ACTIVITY



Month	Adjusted Scheduled Activity (UDA)	
	2017	2018
April	545	355
May	1,522	1,485
June	2,629	2,507
July	3,697	
August	5,087	
September	6,400	
October	8,020	
November	9,545	
December	11,166	
January	11,897	
February	13,464	
March	15,356	
April	15,602	
May	15,599	
June	15,599	

QUALITY

	Quantity	Base Number	Contract	LHB	Wales
% of FP17s for the same patient ID Re-attending within 3 months - Children	13	226	5.8%	7.6%	11.2%
% of FP17s for the same patient ID Re-attending within 3 months - Adults	89	799	11.1%	12.7%	16.4%
% of FP17s for the same patient ID Re-attending between 3 & 9 months - Children	90	226	39.8%	53.9%	58.1%
% of FP17s for the same patient ID Re-attending between 3 & 9 months - Adults	330	799	41.3%	51.4%	54.8%
% of FP17s for Band 1 Urgent Courses	11	942	1.2%	8.7%	9.2%
% of FP17s Relating to Free Repair or Replacements	13	942	1.4%	0.7%	0.8%
% of FP17s Relating to Continuations	29	942	3.1%	0.8%	0.9%
% of Patients satisfied with the dentistry they have received	34	39	87.2%	92.5%	92.1%
% of Patients satisfied with the time they had to wait for an appointment	35	39	89.7%	85.4%	87.5%

* This is based on patients treated on this contract for their most recent course of treatment. Figures in italics indicate the base number of FP17s or Patient Questionnaire responses are less than 100. N/A is shown where the base number of responses is less than 10 during the period. % is calculated as Quantity/Base number*100

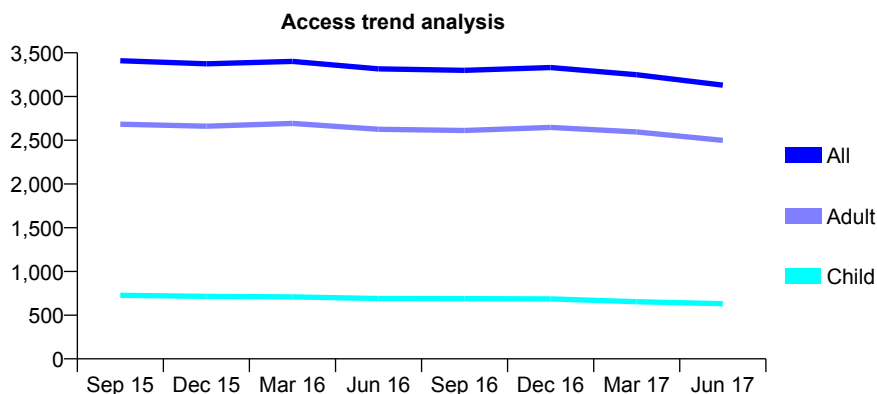
7A2 - Vital Signs At a Glance Contract Report for 117226/0001 - June 2017

Name or company name	Coastrock Ltd & Blackrock Ltd
Contract type name	GDS Contract
Purpose of contract	General
Contract start date	01/10/2012
Contract end date	

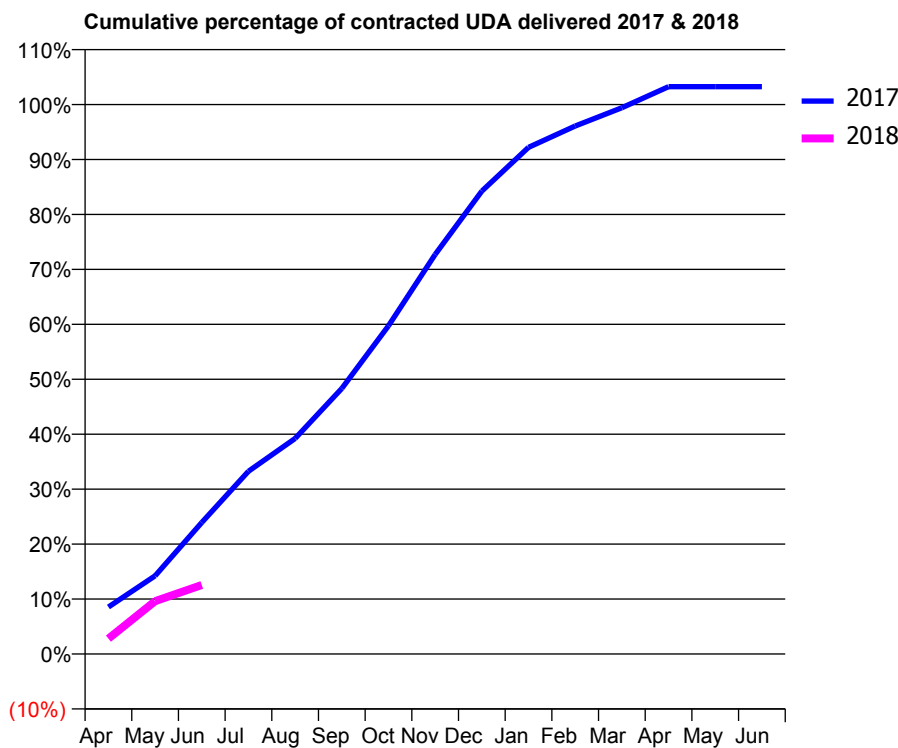
17/18 Contracted general activity (UDA)	8,223
Carry forward general activity (UDA)	0
17/18 Contracted orthodontic activity (UOA)	0
Carry forward orthodontic activity (UOA)	0
Baseline contract value	£241,049.39

ACCESS*

Patients seen in 24 months	Total	Change since previous quarter
Quarter ending June 2016	3,316	
Quarter ending September 2016	3,300	→
Quarter ending December 2016	3,331	→
Quarter ending March 2017	3,249	↓
Quarter ending June 2017	3,130	↓
Variance since June 2016	(5.6%)	↓



ACTIVITY



Month	Adjusted Scheduled Activity (UDA)	
	2017	2018
April	703	230
May	1,171	792
June	1,968	1,032
July	2,734	
August	3,226	
September	3,973	
October	4,911	
November	5,980	
December	6,927	
January	7,582	
February	7,900	
March	8,174	
April	8,489	
May	8,489	
June	8,490	

QUALITY

	Quantity	Base Number	Contract	LHB	Wales
% of FP17s for the same patient ID Re-attending within 3 months - Children	8	169	4.7%	7.6%	11.2%
% of FP17s for the same patient ID Re-attending within 3 months - Adults	39	638	6.1%	12.7%	16.4%
% of FP17s for the same patient ID Re-attending between 3 & 9 months - Children	89	169	52.7%	53.9%	58.1%
% of FP17s for the same patient ID Re-attending between 3 & 9 months - Adults	322	638	50.5%	51.4%	54.8%
% of FP17s for Band 1 Urgent Courses	117	614	19.1%	8.7%	9.2%
% of FP17s Relating to Free Repair or Replacements	0	614	0.0%	0.7%	0.8%
% of FP17s Relating to Continuations	2	614	0.3%	0.8%	0.9%
% of Patients satisfied with the dentistry they have received	16	18	88.9%	92.5%	92.1%
% of Patients satisfied with the time they had to wait for an appointment	15	18	83.3%	85.4%	87.5%

* This is based on patients treated on this contract for their most recent course of treatment. Figures in italics indicate the base number of FP17s or Patient Questionnaire responses are less than 100. N/A is shown where the base number of responses is less than 10 during the period. % is calculated as Quantity/Base number*100

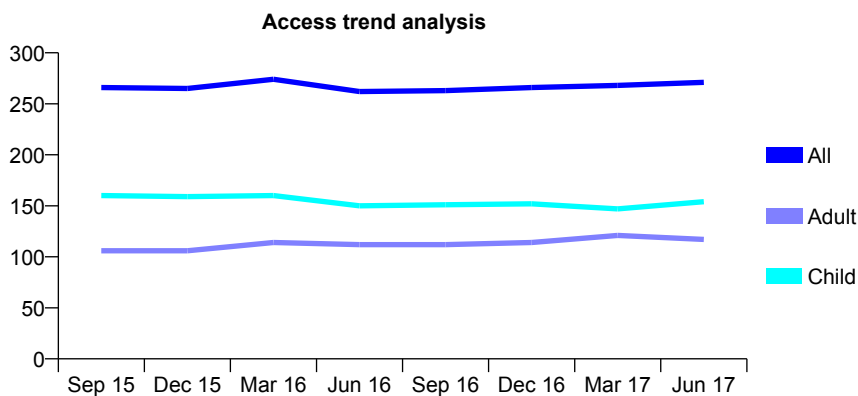
7A2 - Vital Signs At a Glance Contract Report for 119172/0001 - June 2017

Name or company name	D M Snape, M Shaw & H Foley
Contract type name	GDS Contract
Purpose of contract	General
Contract start date	01/03/2007
Contract end date	

17/18 Contracted general activity (UDA)	650
Carry forward general activity (UDA)	0
17/18 Contracted orthodontic activity (UOA)	0
Carry forward orthodontic activity (UOA)	0
Baseline contract value	£18,159.45

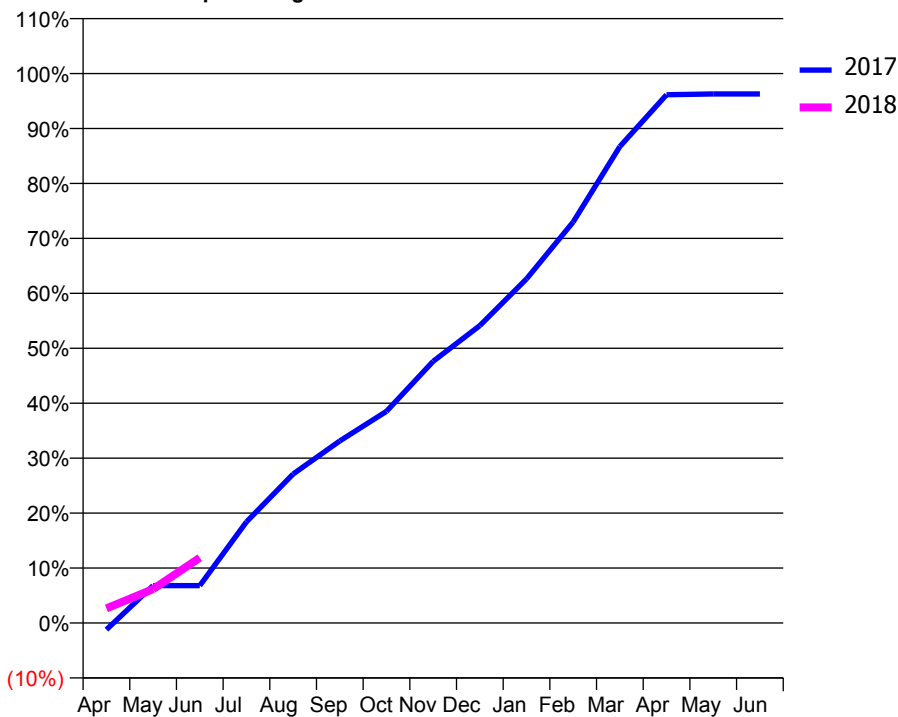
ACCESS*

Patients seen in 24 months	Total	Change since previous quarter
Quarter ending June 2016	262	
Quarter ending September 2016	263	→
Quarter ending December 2016	266	→
Quarter ending March 2017	268	→
Quarter ending June 2017	271	→
Variance since June 2016	3.4%	↑



ACTIVITY

Cumulative percentage of contracted UDA delivered 2017 & 2018



Adjusted Scheduled Activity (UDA)

Month	2017	2018
April	-8	17
May	44	40
June	44	77
July	120	
August	176	
September	215	
October	250	
November	310	
December	352	
January	407	
February	474	
March	564	
April	625	
May	626	
June	626	

QUALITY

	Quantity	Base Number	Contract	LHB	Wales
% of FP17s for the same patient ID Re-attending within 3 months - Children	3	60	5.0%	7.6%	11.2%
% of FP17s for the same patient ID Re-attending within 3 months - Adults	5	30	16.7%	12.7%	16.4%
% of FP17s for the same patient ID Re-attending between 3 & 9 months - Children	37	60	61.7%	53.9%	58.1%
% of FP17s for the same patient ID Re-attending between 3 & 9 months - Adults	17	30	56.7%	51.4%	54.8%
% of FP17s for Band 1 Urgent Courses	1	63	1.6%	8.7%	9.2%
% of FP17s Relating to Free Repair or Replacements	0	63	0.0%	0.7%	0.8%
% of FP17s Relating to Continuations	0	63	0.0%	0.8%	0.9%
% of Patients satisfied with the dentistry they have received	3	3	N/A	92.5%	92.1%
% of Patients satisfied with the time they had to wait for an appointment	3	3	N/A	85.4%	87.5%

* This is based on patients treated on this contract for their most recent course of treatment. Figures in italics indicate the base number of FP17s or Patient Questionnaire responses are less than 100. N/A is shown where the base number of responses is less than 10 during the period. % is calculated as Quantity/Base number*100

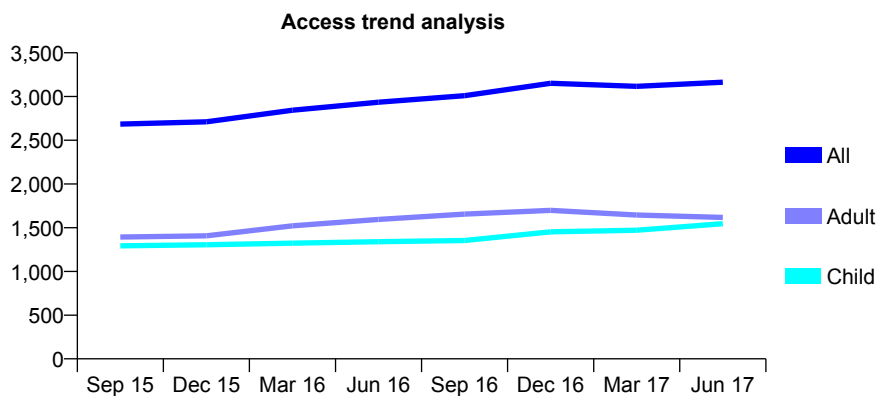
7A2 - Vital Signs At a Glance Contract Report for 123919/0001 - June 2017

Name or company name	Avenue Villa Dental Surgery
Contract type name	GDS Contract
Purpose of contract	General
Contract start date	01/12/2013
Contract end date	

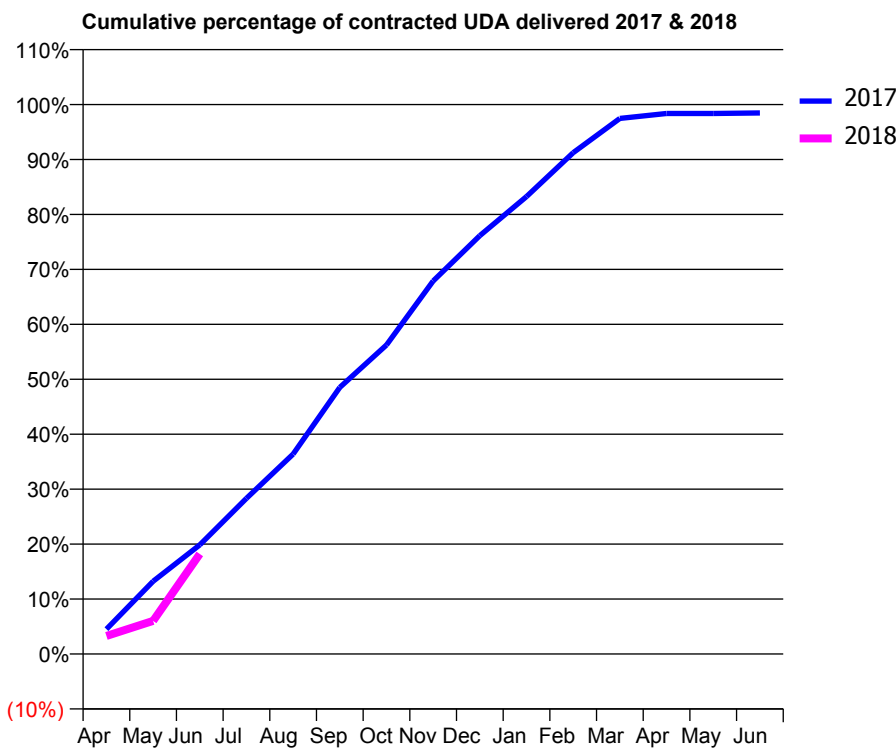
17/18 Contracted general activity (UDA)	9,000
Carry forward general activity (UDA)	0
17/18 Contracted orthodontic activity (UOA)	0
Carry forward orthodontic activity (UOA)	0
Baseline contract value	£266,042.77

ACCESS*

Patients seen in 24 months	Total	Change since previous quarter
Quarter ending June 2016	2,935	
Quarter ending September 2016	3,010	↑
Quarter ending December 2016	3,151	↑
Quarter ending March 2017	3,116	↓
Quarter ending June 2017	3,163	→
Variance since June 2016	7.8%	↑



ACTIVITY



Month	Adjusted Scheduled Activity (UDA)	
	2017	2018
April	407	297
May	1,191	544
June	1,788	1,639
July	2,550	
August	3,274	
September	4,367	
October	5,061	
November	6,110	
December	6,852	
January	7,492	
February	8,210	
March	8,772	
April	8,853	
May	8,853	
June	8,862	

QUALITY

	Quantity	Base Number	Contract	LHB	Wales
% of FP17s for the same patient ID Re-attending within 3 months - Children	26	527	4.9%	7.6%	11.2%
% of FP17s for the same patient ID Re-attending within 3 months - Adults	46	322	14.3%	12.7%	16.4%
% of FP17s for the same patient ID Re-attending between 3 & 9 months - Children	332	527	63.0%	53.9%	58.1%
% of FP17s for the same patient ID Re-attending between 3 & 9 months - Adults	179	322	55.6%	51.4%	54.8%
% of FP17s for Band 1 Urgent Courses	57	797	7.2%	8.7%	9.2%
% of FP17s Relating to Free Repair or Replacements	0	797	0.0%	0.7%	0.8%
% of FP17s Relating to Continuations	0	797	0.0%	0.8%	0.9%
% of Patients satisfied with the dentistry they have received	21	23	91.3%	92.5%	92.1%
% of Patients satisfied with the time they had to wait for an appointment	17	23	73.9%	85.4%	87.5%

* This is based on patients treated on this contract for their most recent course of treatment. Figures in italics indicate the base number of FP17s or Patient Questionnaire responses are less than 100. N/A is shown where the base number of responses is less than 10 during the period. % is calculated as Quantity/Base number*100

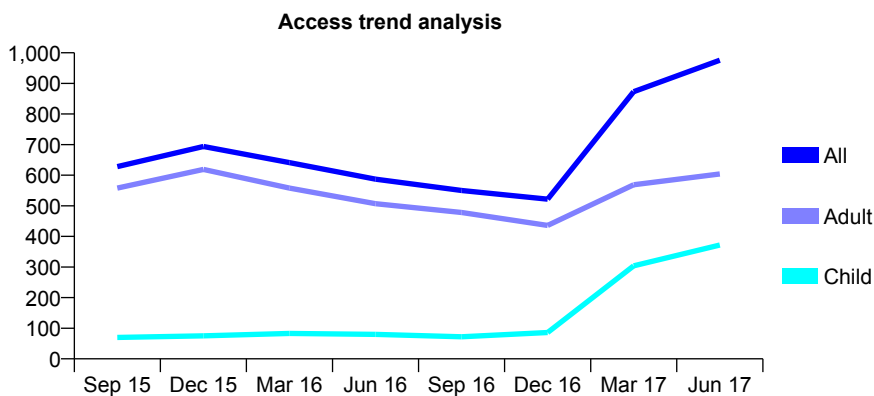
7A2 - Vital Signs At a Glance Contract Report for 123919/0002 - June 2017

Name or company name	Avenue Villa Dental Surgery
Contract type name	GDS Contract
Purpose of contract	General
Contract start date	01/12/2013
Contract end date	

17/18 Contracted general activity (UDA)	2,463
Carry forward general activity (UDA)	0
17/18 Contracted orthodontic activity (UOA)	0
Carry forward orthodontic activity (UOA)	0
Baseline contract value	£72,807.03

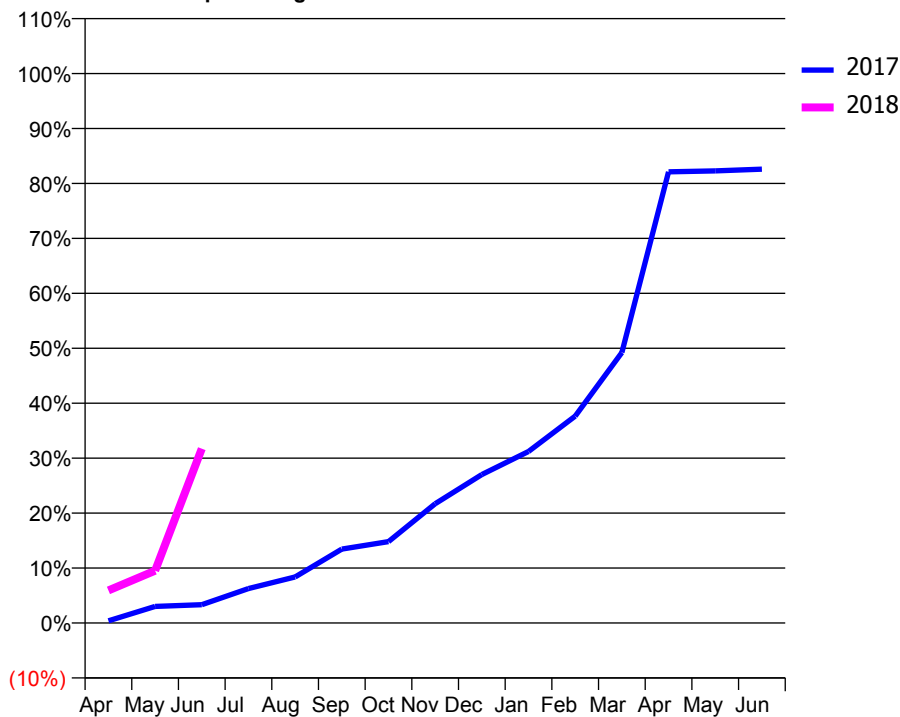
ACCESS*

Patients seen in 24 months	Total	Change since previous quarter
Quarter ending June 2016	587	
Quarter ending September 2016	550	↓
Quarter ending December 2016	522	↓
Quarter ending March 2017	873	↑
Quarter ending June 2017	976	↑
Variance since June 2016	66.3%	↑



ACTIVITY

Cumulative percentage of contracted UDA delivered 2017 & 2018



Month	Adjusted Scheduled Activity (UDA)	
	2017	2018
April	10	146
May	74	234
June	82	781
July	154	
August	206	
September	332	
October	365	
November	535	
December	666	
January	769	
February	927	
March	1,212	
April	2,022	
May	2,026	
June	2,034	

QUALITY

	Quantity	Base Number	Contract	LHB	Wales
% of FP17s for the same patient ID Re-attending within 3 months - Children	4	277	1.4%	7.6%	11.2%
% of FP17s for the same patient ID Re-attending within 3 months - Adults	6	332	1.8%	12.7%	16.4%
% of FP17s for the same patient ID Re-attending between 3 & 9 months - Children	3	277	1.1%	53.9%	58.1%
% of FP17s for the same patient ID Re-attending between 3 & 9 months - Adults	0	332	0.0%	51.4%	54.8%
% of FP17s for Band 1 Urgent Courses	6	269	2.2%	8.7%	9.2%
% of FP17s Relating to Free Repair or Replacements	0	269	0.0%	0.7%	0.8%
% of FP17s Relating to Continuations	0	269	0.0%	0.8%	0.9%
% of Patients satisfied with the dentistry they have received	5	5	N/A	92.5%	92.1%
% of Patients satisfied with the time they had to wait for an appointment	5	5	N/A	85.4%	87.5%

* This is based on patients treated on this contract for their most recent course of treatment. Figures in italics indicate the base number of FP17s or Patient Questionnaire responses are less than 100. N/A is shown where the base number of responses is less than 10 during the period. % is calculated as Quantity/Base number*100

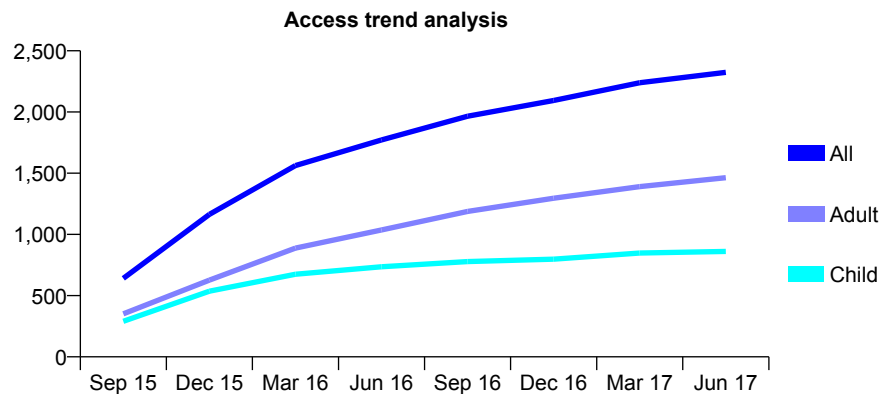
7A2 - Vital Signs At a Glance Contract Report for 134007/0001 - June 2017

Name or company name	Cross Hands Dental Care Ltd
Contract type name	GDS Contract
Purpose of contract	General
Contract start date	01/07/2015
Contract end date	

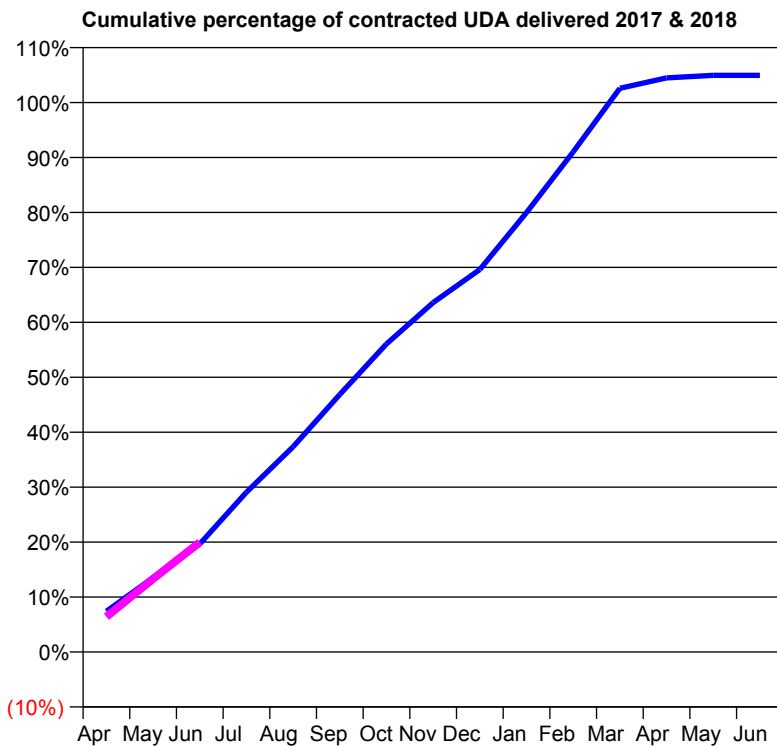
17/18 Contracted general activity (UDA)	5,000
Carry forward general activity (UDA)	0
17/18 Contracted orthodontic activity (UOA)	0
Carry forward orthodontic activity (UOA)	0
Baseline contract value	£126,902.84

ACCESS*

Patients seen in 24 months	Total	Change since previous quarter
Quarter ending June 2016	1,772	
Quarter ending September 2016	1,966	↑
Quarter ending December 2016	2,094	↑
Quarter ending March 2017	2,239	↑
Quarter ending June 2017	2,324	↑
Variance since June 2016	31.2%	↑



ACTIVITY



Month	Adjusted Scheduled Activity (UDA)	
	2017	2018
April	370	321
May	678	666
June	983	999
July	1,454	
August	1,868	
September	2,343	
October	2,804	
November	3,179	
December	3,480	
January	3,999	
February	4,551	
March	5,130	
April	5,225	
May	5,247	
June	5,247	

QUALITY

	Quantity	Base Number	Contract	LHB	Wales
% of FP17s for the same patient ID Re-attending within 3 months - Children	27	262	10.3%	7.6%	11.2%
% of FP17s for the same patient ID Re-attending within 3 months - Adults	51	348	14.7%	12.7%	16.4%
% of FP17s for the same patient ID Re-attending between 3 & 9 months - Children	133	262	50.8%	53.9%	58.1%
% of FP17s for the same patient ID Re-attending between 3 & 9 months - Adults	139	348	39.9%	51.4%	54.8%
% of FP17s for Band 1 Urgent Courses	129	560	23.0%	8.7%	9.2%
% of FP17s Relating to Free Repair or Replacements	2	560	0.4%	0.7%	0.8%
% of FP17s Relating to Continuations	1	560	0.2%	0.8%	0.9%
% of Patients satisfied with the dentistry they have received	25	27	92.6%	92.5%	92.1%
% of Patients satisfied with the time they had to wait for an appointment	25	27	92.6%	85.4%	87.5%

* This is based on patients treated on this contract for their most recent course of treatment. Figures in italics indicate the base number of FP17s or Patient Questionnaire responses are less than 100. N/A is shown where the base number of responses is less than 10 during the period. % is calculated as Quantity/Base number*100

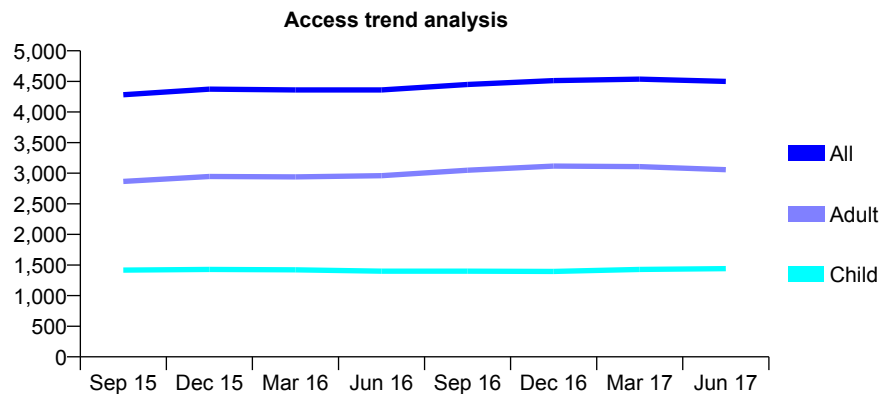
7A2 - Vital Signs At a Glance Contract Report for 134104/0001 - June 2017

Name or company name	Murray Street Dental Practice Ltd
Contract type name	GDS Contract
Purpose of contract	General
Contract start date	01/10/2009
Contract end date	

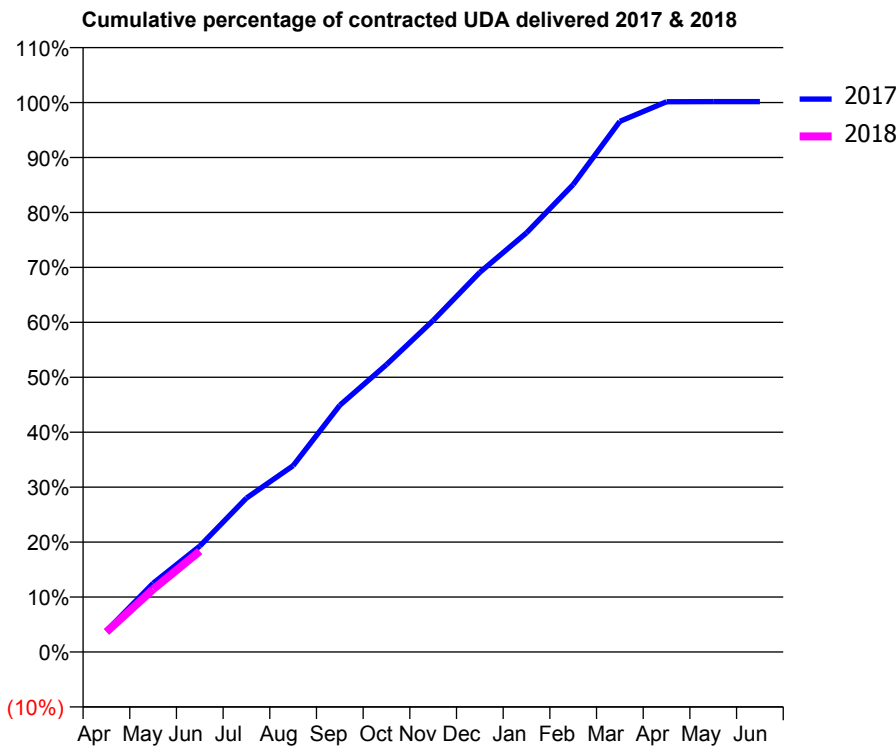
17/18 Contracted general activity (UDA)	10,600
Carry forward general activity (UDA)	0
17/18 Contracted orthodontic activity (UOA)	0
Carry forward orthodontic activity (UOA)	0
Baseline contract value	£299,335.15

ACCESS*

Patients seen in 24 months	Total	Change since previous quarter
Quarter ending June 2016	4,360	
Quarter ending September 2016	4,450	↑
Quarter ending December 2016	4,512	→
Quarter ending March 2017	4,536	→
Quarter ending June 2017	4,500	→
Variance since June 2016	3.2%	↑



ACTIVITY



Month	Adjusted Scheduled Activity (UDA)	
	2017	2018
April	409	387
May	1,326	1,209
June	2,044	1,947
July	2,970	
August	3,595	
September	4,759	
October	5,545	
November	6,396	
December	7,325	
January	8,086	
February	9,018	
March	10,237	
April	10,614	
May	10,616	
June	10,618	

QUALITY

	Quantity	Base Number	Contract	LHB	Wales
% of FP17s for the same patient ID Re-attending within 3 months - Children	28	457	6.1%	7.6%	11.2%
% of FP17s for the same patient ID Re-attending within 3 months - Adults	134	774	17.3%	12.7%	16.4%
% of FP17s for the same patient ID Re-attending between 3 & 9 months - Children	255	457	55.8%	53.9%	58.1%
% of FP17s for the same patient ID Re-attending between 3 & 9 months - Adults	299	774	38.6%	51.4%	54.8%
% of FP17s for Band 1 Urgent Courses	198	1,063	18.6%	8.7%	9.2%
% of FP17s Relating to Free Repair or Replacements	0	1,063	0.0%	0.7%	0.8%
% of FP17s Relating to Continuations	1	1,063	0.1%	0.8%	0.9%
% of Patients satisfied with the dentistry they have received	34	34	100.0%	92.5%	92.1%
% of Patients satisfied with the time they had to wait for an appointment	30	34	88.2%	85.4%	87.5%

* This is based on patients treated on this contract for their most recent course of treatment. Figures in italics indicate the base number of FP17s or Patient Questionnaire responses are less than 100. N/A is shown where the base number of responses is less than 10 during the period. % is calculated as Quantity/Base number*100

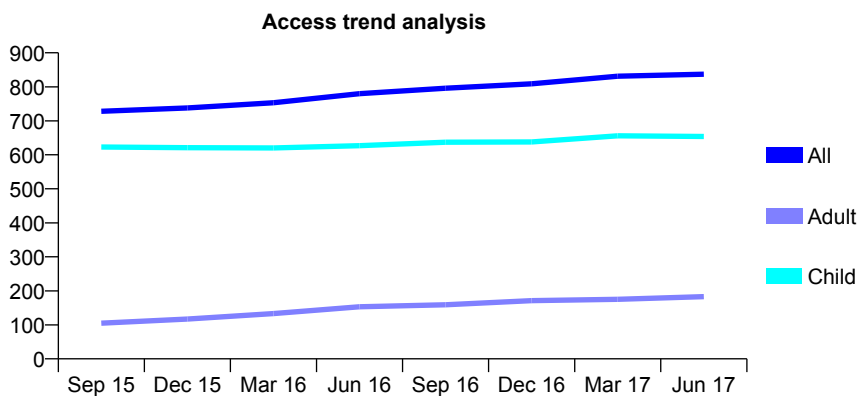
7A2 - Vital Signs At a Glance Contract Report for 137480/0001 - June 2017

Name or company name	Vergam Dental Practice Limited
Contract type name	GDS Contract
Purpose of contract	General
Contract start date	01/04/2008
Contract end date	

17/18 Contracted general activity (UDA)	1,512
Carry forward general activity (UDA)	0
17/18 Contracted orthodontic activity (UOA)	0
Carry forward orthodontic activity (UOA)	0
Baseline contract value	£49,287.55

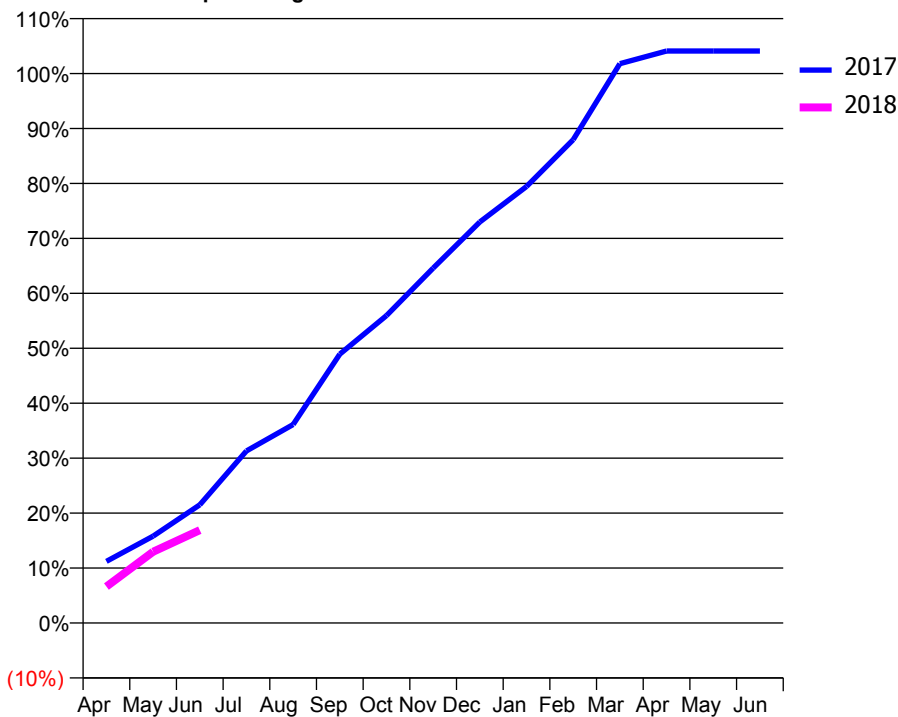
ACCESS*

Patients seen in 24 months	Total	Change since previous quarter
Quarter ending June 2016	780	
Quarter ending September 2016	796	↑
Quarter ending December 2016	809	→
Quarter ending March 2017	831	↑
Quarter ending June 2017	837	→
Variance since June 2016	7.3%	↑



ACTIVITY

Cumulative percentage of contracted UDA delivered 2017 & 2018



Month	Adjusted Scheduled Activity (UDA)	
	2017	2018
April	170	100
May	239	196
June	325	255
July	473	
August	546	
September	740	
October	846	
November	976	
December	1,103	
January	1,201	
February	1,330	
March	1,539	
April	1,574	
May	1,574	
June	1,574	

QUALITY

	Quantity	Base Number	Contract	LHB	Wales
% of FP17s for the same patient ID Re-attending within 3 months - Children	11	196	5.6%	7.6%	11.2%
% of FP17s for the same patient ID Re-attending within 3 months - Adults	0	20	0.0%	12.7%	16.4%
% of FP17s for the same patient ID Re-attending between 3 & 9 months - Children	134	196	68.4%	53.9%	58.1%
% of FP17s for the same patient ID Re-attending between 3 & 9 months - Adults	5	20	25.0%	51.4%	54.8%
% of FP17s for Band 1 Urgent Courses	17	190	8.9%	8.7%	9.2%
% of FP17s Relating to Free Repair or Replacements	0	190	0.0%	0.7%	0.8%
% of FP17s Relating to Continuations	0	190	0.0%	0.8%	0.9%
% of Patients satisfied with the dentistry they have received	4	4	N/A	92.5%	92.1%
% of Patients satisfied with the time they had to wait for an appointment	4	4	N/A	85.4%	87.5%

* This is based on patients treated on this contract for their most recent course of treatment. Figures in italics indicate the base number of FP17s or Patient Questionnaire responses are less than 100. N/A is shown where the base number of responses is less than 10 during the period. % is calculated as Quantity/Base number*100

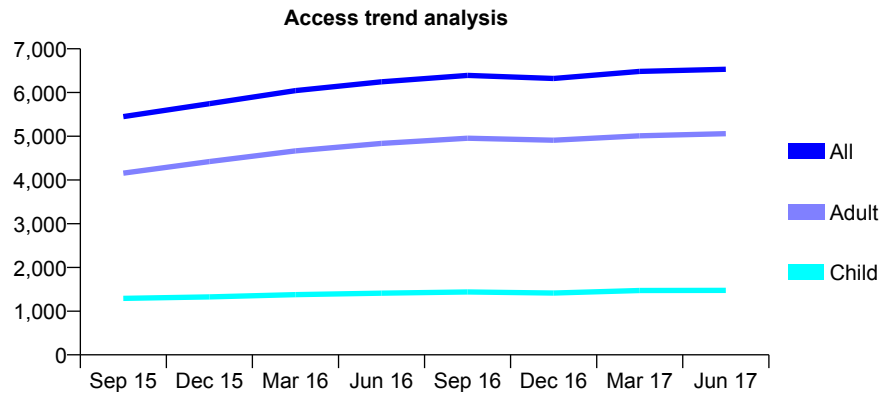
7A2 - Vital Signs At a Glance Contract Report for 153613/0001 - June 2017

Name or company name	Llannon Dental Care Ltd
Contract type name	GDS Contract
Purpose of contract	General
Contract start date	01/11/2014
Contract end date	

17/18 Contracted general activity (UDA)	15,296
Carry forward general activity (UDA)	0
17/18 Contracted orthodontic activity (UOA)	0
Carry forward orthodontic activity (UOA)	0
Baseline contract value	£403,977.26

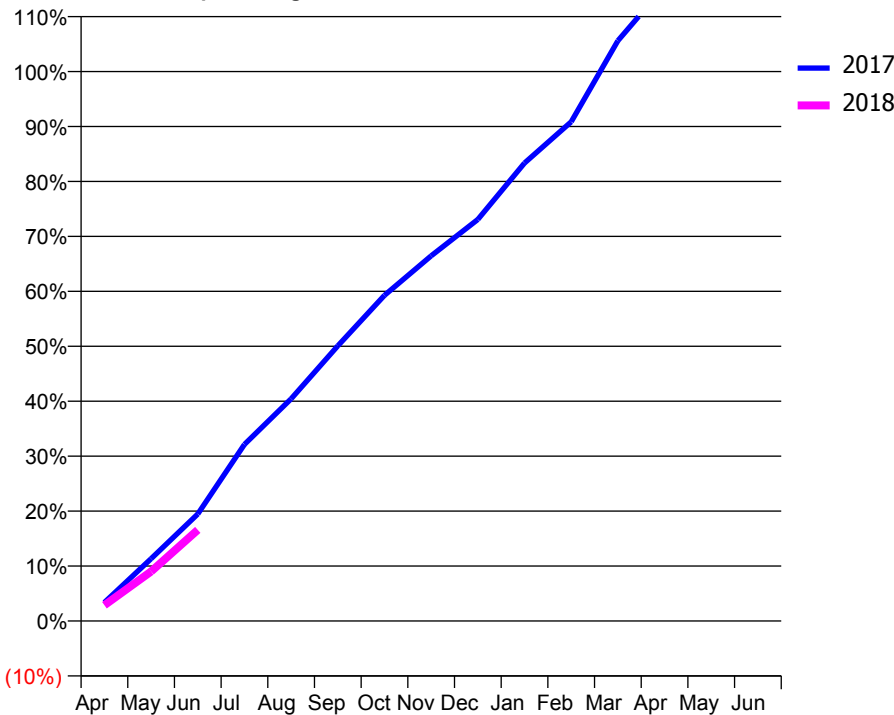
ACCESS*

Patients seen in 24 months	Total	Change since previous quarter
Quarter ending June 2016	6,246	
Quarter ending September 2016	6,393	↑
Quarter ending December 2016	6,322	↓
Quarter ending March 2017	6,482	↑
Quarter ending June 2017	6,533	→
Variance since June 2016	4.6%	↑



ACTIVITY

Cumulative percentage of contracted UDA delivered 2017 & 2018



Month	Adjusted Scheduled Activity (UDA)	
	2017	2018
April	518	438
May	1,735	1,378
June	2,979	2,536
July	4,915	
August	6,184	
September	7,661	
October	9,065	
November	10,163	
December	11,178	
January	12,748	
February	13,896	
March	16,152	
April	17,659	
May	17,661	
June	17,710	

QUALITY

	Quantity	Base Number	Contract	LHB	Wales
% of FP17s for the same patient ID Re-attending within 3 months - Children	41	538	7.6%	7.6%	11.2%
% of FP17s for the same patient ID Re-attending within 3 months - Adults	205	1,830	11.2%	12.7%	16.4%
% of FP17s for the same patient ID Re-attending between 3 & 9 months - Children	279	538	51.9%	53.9%	58.1%
% of FP17s for the same patient ID Re-attending between 3 & 9 months - Adults	854	1,830	46.7%	51.4%	54.8%
% of FP17s for Band 1 Urgent Courses	166	1,524	10.9%	8.7%	9.2%
% of FP17s Relating to Free Repair or Replacements	17	1,524	1.1%	0.7%	0.8%
% of FP17s Relating to Continuations	4	1,524	0.3%	0.8%	0.9%
% of Patients satisfied with the dentistry they have received	38	43	88.4%	92.5%	92.1%
% of Patients satisfied with the time they had to wait for an appointment	32	43	74.4%	85.4%	87.5%

* This is based on patients treated on this contract for their most recent course of treatment. Figures in italics indicate the base number of FP17s or Patient Questionnaire responses are less than 100. N/A is shown where the base number of responses is less than 10 during the period. % is calculated as Quantity/Base number*100

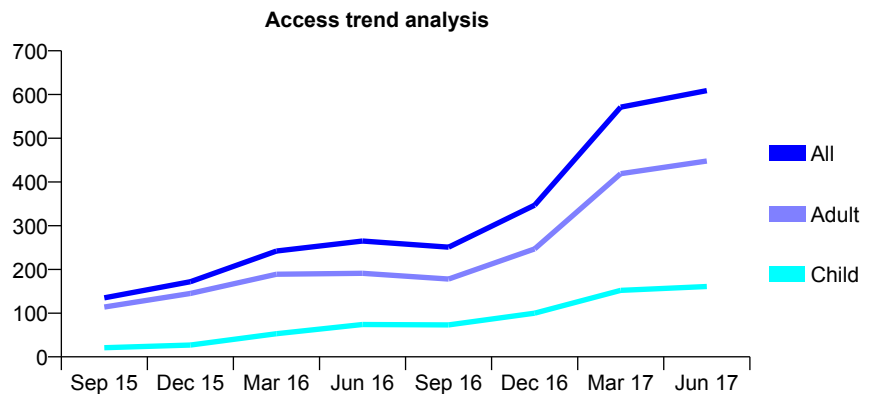
7A2 - Vital Signs At a Glance Contract Report for 153613/0002 - June 2017

Name or company name	Llannon Dental Care Ltd
Contract type name	GDS Contract
Purpose of contract	General
Contract start date	01/11/2014
Contract end date	

17/18 Contracted general activity (UDA)	2,500
Carry forward general activity (UDA)	0
17/18 Contracted orthodontic activity (UOA)	0
Carry forward orthodontic activity (UOA)	0
Baseline contract value	£83,144.07

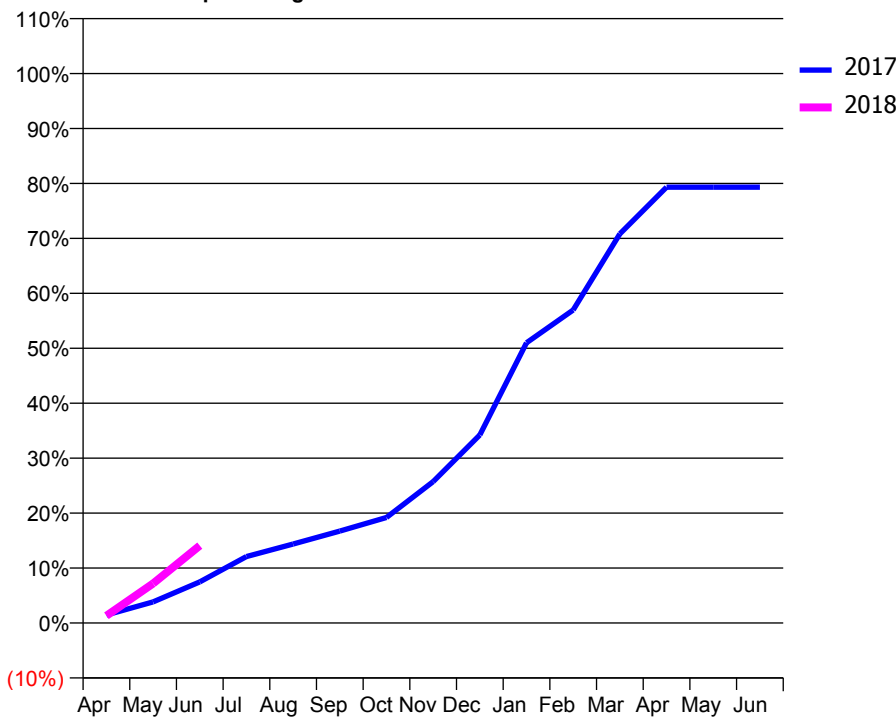
ACCESS*

Patients seen in 24 months	Total	Change since previous quarter
Quarter ending June 2016	265	
Quarter ending September 2016	251	↓
Quarter ending December 2016	347	↑
Quarter ending March 2017	571	↑
Quarter ending June 2017	609	↑
Variance since June 2016	129.8%	↑



ACTIVITY

Cumulative percentage of contracted UDA delivered 2017 & 2018



Month	Adjusted Scheduled Activity (UDA)	
	2017	2018
April	37	33
May	96	180
June	187	352
July	302	
August	359	
September	419	
October	480	
November	643	
December	856	
January	1,275	
February	1,424	
March	1,771	
April	1,983	
May	1,983	
June	1,983	

QUALITY

	Quantity	Base Number	Contract	LHB	Wales
% of FP17s for the same patient ID Re-attending within 3 months - Children	0	39	0.0%	7.6%	11.2%
% of FP17s for the same patient ID Re-attending within 3 months - Adults	2	142	1.4%	12.7%	16.4%
% of FP17s for the same patient ID Re-attending between 3 & 9 months - Children	0	39	0.0%	53.9%	58.1%
% of FP17s for the same patient ID Re-attending between 3 & 9 months - Adults	0	142	0.0%	51.4%	54.8%
% of FP17s for Band 1 Urgent Courses	2	109	1.8%	8.7%	9.2%
% of FP17s Relating to Free Repair or Replacements	0	109	0.0%	0.7%	0.8%
% of FP17s Relating to Continuations	0	109	0.0%	0.8%	0.9%
% of Patients satisfied with the dentistry they have received	4	4	N/A	92.5%	92.1%
% of Patients satisfied with the time they had to wait for an appointment	4	4	N/A	85.4%	87.5%

* This is based on patients treated on this contract for their most recent course of treatment. Figures in italics indicate the base number of FP17s or Patient Questionnaire responses are less than 100. N/A is shown where the base number of responses is less than 10 during the period. % is calculated as Quantity/Base number*100

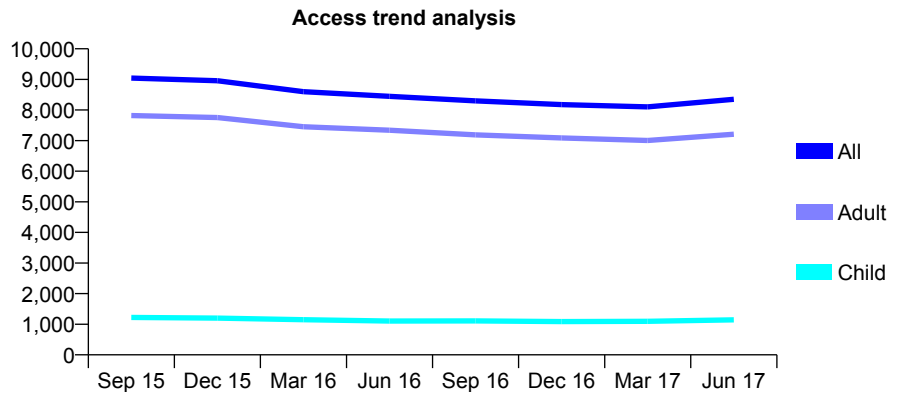
7A2 - Vital Signs At a Glance Contract Report for 157066/0001 - June 2017

Name or company name	Intergrated Dental Holdings
Contract type name	GDS Contract
Purpose of contract	General
Contract start date	01/04/2006
Contract end date	

17/18 Contracted general activity (UDA)	37,500
Carry forward general activity (UDA)	0
17/18 Contracted orthodontic activity (UOA)	0
Carry forward orthodontic activity (UOA)	0
Baseline contract value	£869,385.40

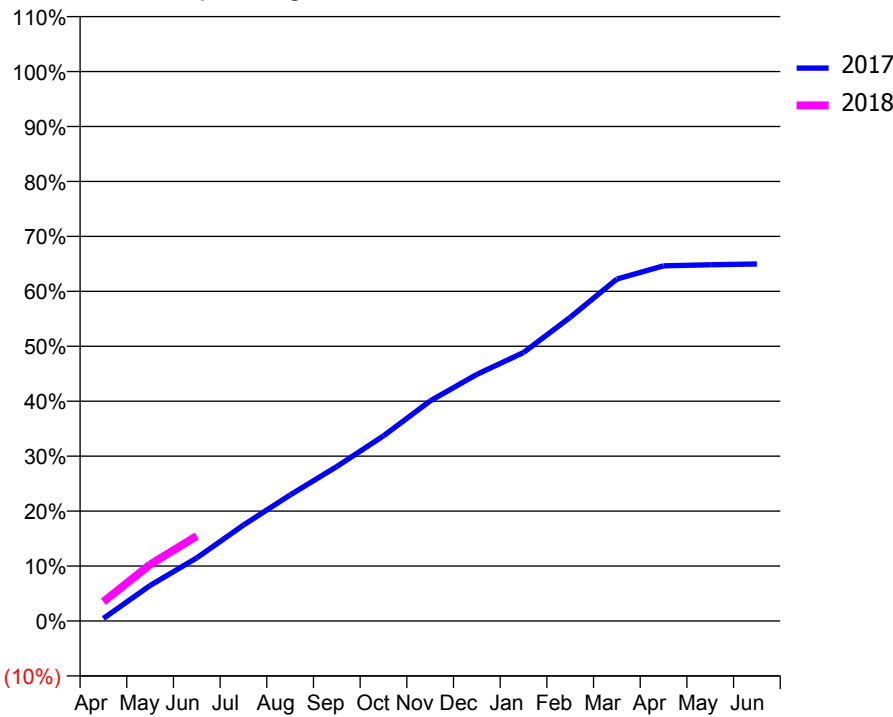
ACCESS*

Patients seen in 24 months	Total	Change since previous quarter
Quarter ending June 2016	8,446	
Quarter ending September 2016	8,298	↓
Quarter ending December 2016	8,175	↓
Quarter ending March 2017	8,103	→
Quarter ending June 2017	8,350	↑
Variance since June 2016	(1.1%)	↓



ACTIVITY

Cumulative percentage of contracted UDA delivered 2017 & 2018



Month	Adjusted Scheduled Activity (UDA)	
	2017	2018
April	180	1,312
May	2,424	3,853
June	4,305	5,806
July	6,544	
August	8,608	
September	10,543	
October	12,635	
November	15,024	
December	16,833	
January	18,319	
February	20,725	
March	23,335	
April	24,237	
May	24,313	
June	24,363	

QUALITY

	Quantity	Base Number	Contract	LHB	Wales
% of FP17s for the same patient ID Re-attending within 3 months - Children	25	432	5.8%	7.6%	11.2%
% of FP17s for the same patient ID Re-attending within 3 months - Adults	337	2,709	12.4%	12.7%	16.4%
% of FP17s for the same patient ID Re-attending between 3 & 9 months - Children	213	432	49.3%	53.9%	58.1%
% of FP17s for the same patient ID Re-attending between 3 & 9 months - Adults	1,368	2,709	50.5%	51.4%	54.8%
% of FP17s for Band 1 Urgent Courses	269	2,702	10.0%	8.7%	9.2%
% of FP17s Relating to Free Repair or Replacements	24	2,702	0.9%	0.7%	0.8%
% of FP17s Relating to Continuations	16	2,702	0.6%	0.8%	0.9%
% of Patients satisfied with the dentistry they have received	103	117	88.0%	92.5%	92.1%
% of Patients satisfied with the time they had to wait for an appointment	91	117	77.8%	85.4%	87.5%

* This is based on patients treated on this contract for their most recent course of treatment. Figures in italics indicate the base number of FP17s or Patient Questionnaire responses are less than 100. N/A is shown where the base number of responses is less than 10 during the period. % is calculated as Quantity/Base number*100

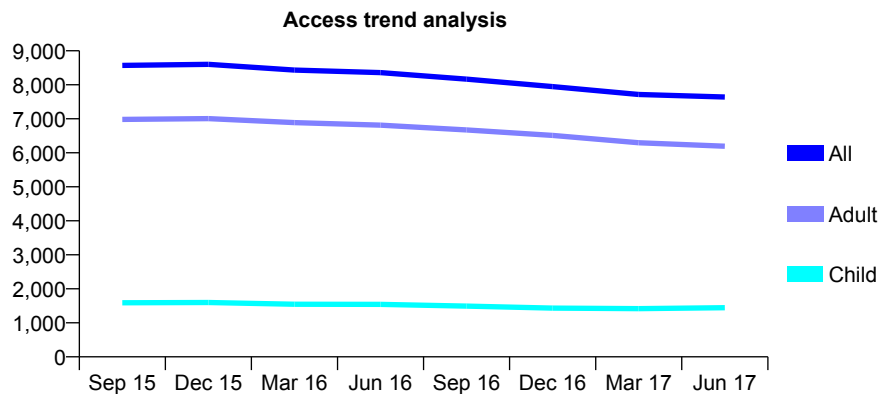
7A2 - Vital Signs At a Glance Contract Report for 158194/0006 - June 2017

Name or company name	Denticare Ltd
Contract type name	GDS Contract
Purpose of contract	General
Contract start date	01/04/2006
Contract end date	

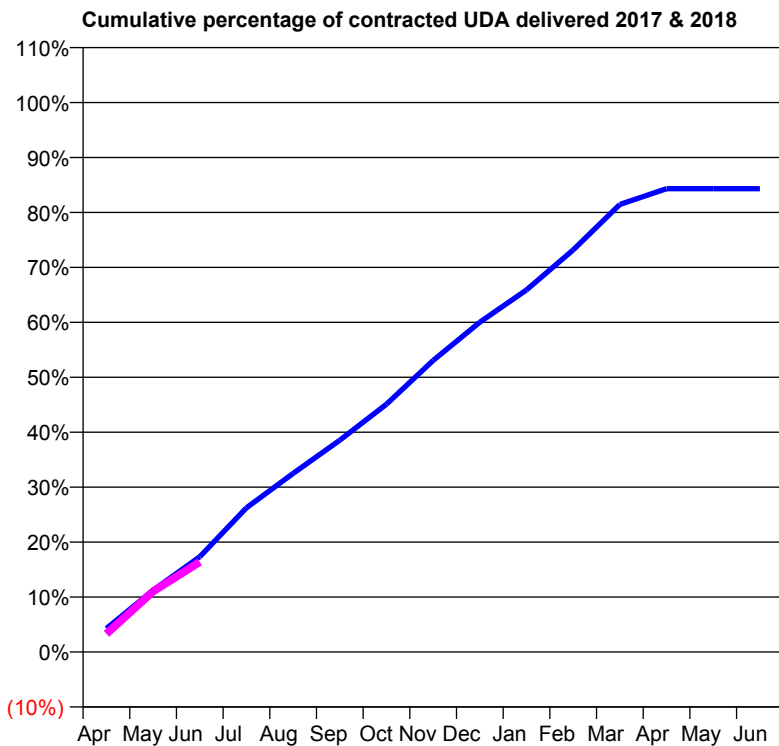
17/18 Contracted general activity (UDA)	26,362
Carry forward general activity (UDA)	0
17/18 Contracted orthodontic activity (UOA)	0
Carry forward orthodontic activity (UOA)	0
Baseline contract value	£738,453.03

ACCESS*

Patients seen in 24 months	Total	Change since previous quarter
Quarter ending June 2016	8,360	
Quarter ending September 2016	8,165	↓
Quarter ending December 2016	7,948	↓
Quarter ending March 2017	7,714	↓
Quarter ending June 2017	7,643	→
Variance since June 2016	(8.6%)	↓



ACTIVITY



Month	Adjusted Scheduled Activity (UDA)	
	2017	2018
April	1,128	873
May	2,962	2,906
June	4,572	4,322
July	6,916	
August	8,571	
September	10,165	
October	11,891	
November	13,985	
December	15,823	
January	17,374	
February	19,288	
March	21,473	
April	22,228	
May	22,225	
June	22,230	

QUALITY

	Quantity	Base Number	Contract	LHB	Wales
% of FP17s for the same patient ID Re-attending within 3 months - Children	28	516	5.4%	7.6%	11.2%
% of FP17s for the same patient ID Re-attending within 3 months - Adults	263	2,075	12.7%	12.7%	16.4%
% of FP17s for the same patient ID Re-attending between 3 & 9 months - Children	289	516	56.0%	53.9%	58.1%
% of FP17s for the same patient ID Re-attending between 3 & 9 months - Adults	1,216	2,075	58.6%	51.4%	54.8%
% of FP17s for Band 1 Urgent Courses	172	2,248	7.7%	8.7%	9.2%
% of FP17s Relating to Free Repair or Replacements	13	2,248	0.6%	0.7%	0.8%
% of FP17s Relating to Continuations	25	2,248	1.1%	0.8%	0.9%
% of Patients satisfied with the dentistry they have received	75	79	94.9%	92.5%	92.1%
% of Patients satisfied with the time they had to wait for an appointment	66	79	83.5%	85.4%	87.5%

* This is based on patients treated on this contract for their most recent course of treatment. Figures in italics indicate the base number of FP17s or Patient Questionnaire responses are less than 100. N/A is shown where the base number of responses is less than 10 during the period. % is calculated as Quantity/Base number*100

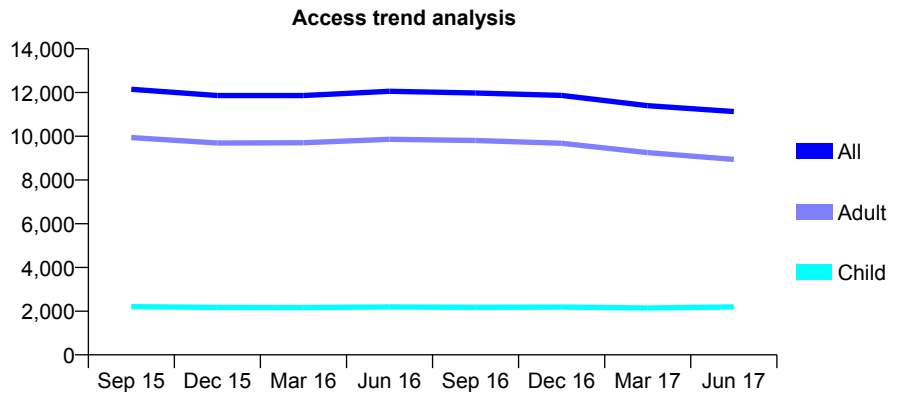
7A2 - Vital Signs At a Glance Contract Report for 158194/0012 - June 2017

Name or company name	Denticare Ltd
Contract type name	GDS Contract
Purpose of contract	General
Contract start date	02/08/2006
Contract end date	

17/18 Contracted general activity (UDA)	45,000
Carry forward general activity (UDA)	0
17/18 Contracted orthodontic activity (UOA)	0
Carry forward orthodontic activity (UOA)	0
Baseline contract value	£1,260,541.12

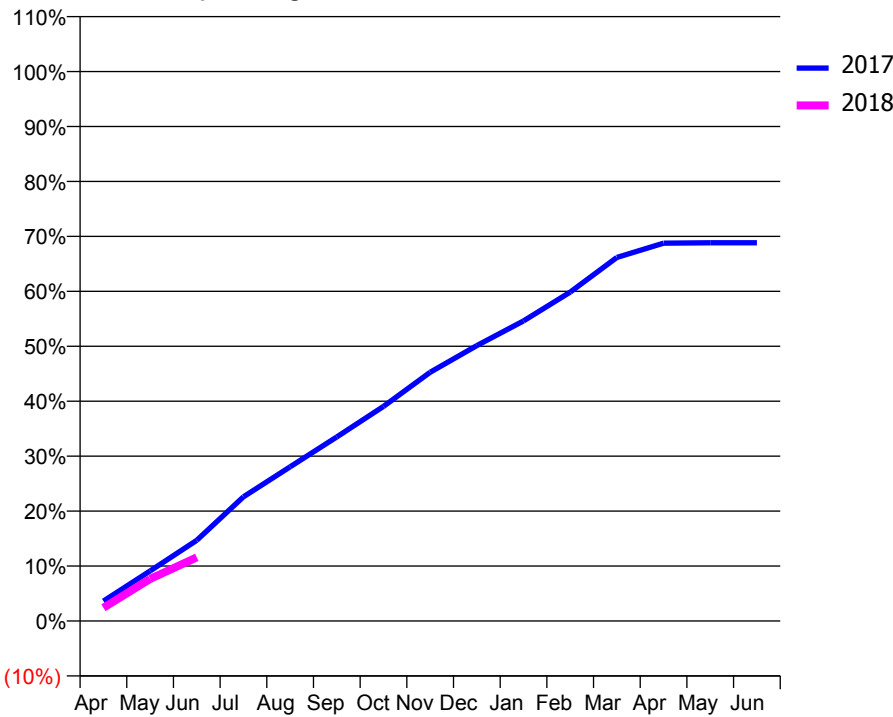
ACCESS*

Patients seen in 24 months	Total	Change since previous quarter
Quarter ending June 2016	12,060	
Quarter ending September 2016	11,976	→
Quarter ending December 2016	11,866	→
Quarter ending March 2017	11,397	↓
Quarter ending June 2017	11,129	↓
Variance since June 2016	(7.7%)	↓



ACTIVITY

Cumulative percentage of contracted UDA delivered 2017 & 2018



Month	Adjusted Scheduled Activity (UDA)	
	2017	2018
April	1,636	1,088
May	4,105	3,449
June	6,610	5,215
July	10,174	
August	12,627	
September	15,071	
October	17,574	
November	20,375	
December	22,551	
January	24,578	
February	26,933	
March	29,768	
April	30,941	
May	30,979	
June	30,979	

QUALITY

	Quantity	Base Number	Contract	LHB	Wales
% of FP17s for the same patient ID Re-attending within 3 months - Children	34	660	5.2%	7.6%	11.2%
% of FP17s for the same patient ID Re-attending within 3 months - Adults	340	2,654	12.8%	12.7%	16.4%
% of FP17s for the same patient ID Re-attending between 3 & 9 months - Children	273	660	41.4%	53.9%	58.1%
% of FP17s for the same patient ID Re-attending between 3 & 9 months - Adults	1,428	2,654	53.8%	51.4%	54.8%
% of FP17s for Band 1 Urgent Courses	314	2,783	11.3%	8.7%	9.2%
% of FP17s Relating to Free Repair or Replacements	7	2,783	0.3%	0.7%	0.8%
% of FP17s Relating to Continuations	17	2,783	0.6%	0.8%	0.9%
% of Patients satisfied with the dentistry they have received	86	93	92.5%	92.5%	92.1%
% of Patients satisfied with the time they had to wait for an appointment	74	93	79.6%	85.4%	87.5%

* This is based on patients treated on this contract for their most recent course of treatment. Figures in italics indicate the base number of FP17s or Patient Questionnaire responses are less than 100. N/A is shown where the base number of responses is less than 10 during the period. % is calculated as Quantity/Base number*100

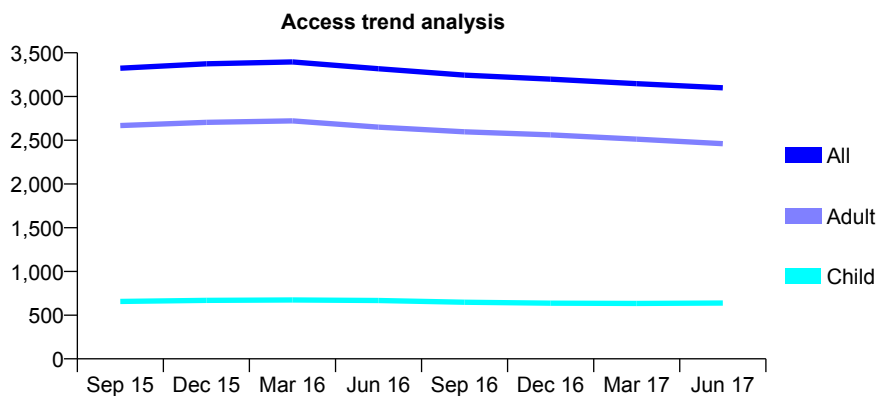
7A2 - Vital Signs At a Glance Contract Report for 158194/0019 - June 2017

Name or company name	Denticare Ltd
Contract type name	GDS Contract
Purpose of contract	General
Contract start date	08/12/2007
Contract end date	

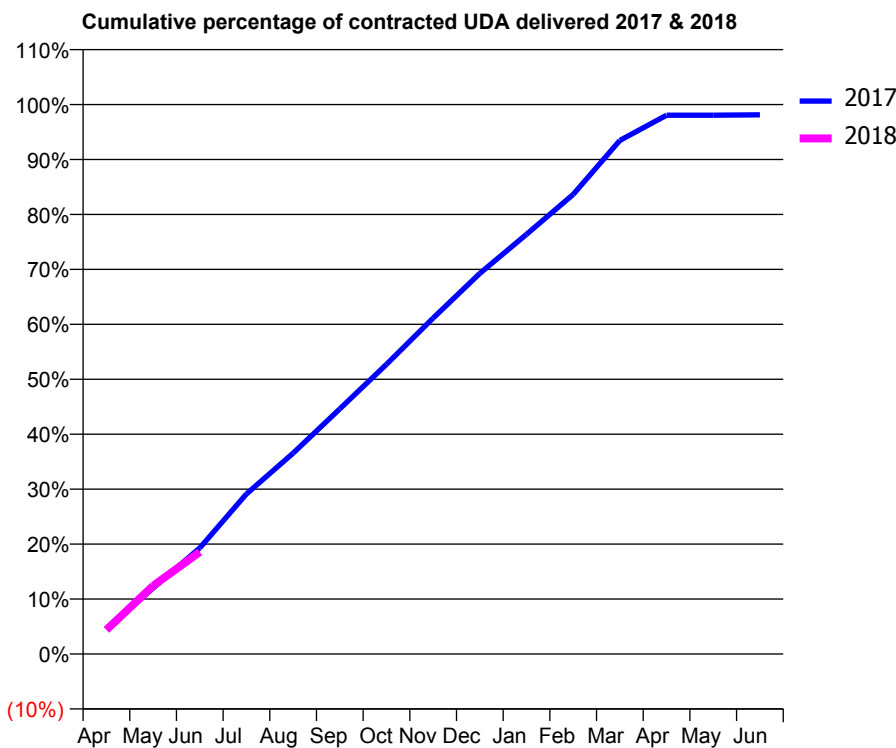
17/18 Contracted general activity (UDA)	8,487
Carry forward general activity (UDA)	0
17/18 Contracted orthodontic activity (UOA)	0
Carry forward orthodontic activity (UOA)	0
Baseline contract value	£215,697.70

ACCESS*

Patients seen in 24 months	Total	Change since previous quarter
Quarter ending June 2016	3,317	
Quarter ending September 2016	3,245	↓
Quarter ending December 2016	3,199	↓
Quarter ending March 2017	3,147	↓
Quarter ending June 2017	3,099	↓
Variance since June 2016	(6.6%)	↓



ACTIVITY



Month	Adjusted Scheduled Activity (UDA)	
	2017	2018
April	389	374
May	1,019	1,054
June	1,638	1,577
July	2,472	
August	3,102	
September	3,786	
October	4,475	
November	5,188	
December	5,880	
January	6,483	
February	7,097	
March	7,933	
April	8,321	
May	8,322	
June	8,328	

QUALITY

	Quantity	Base Number	Contract	LHB	Wales
% of FP17s for the same patient ID Re-attending within 3 months - Children	8	222	3.6%	7.6%	11.2%
% of FP17s for the same patient ID Re-attending within 3 months - Adults	48	712	6.7%	12.7%	16.4%
% of FP17s for the same patient ID Re-attending between 3 & 9 months - Children	114	222	51.4%	53.9%	58.1%
% of FP17s for the same patient ID Re-attending between 3 & 9 months - Adults	362	712	50.8%	51.4%	54.8%
% of FP17s for Band 1 Urgent Courses	12	756	1.6%	8.7%	9.2%
% of FP17s Relating to Free Repair or Replacements	0	756	0.0%	0.7%	0.8%
% of FP17s Relating to Continuations	4	756	0.5%	0.8%	0.9%
% of Patients satisfied with the dentistry they have received	21	23	91.3%	92.5%	92.1%
% of Patients satisfied with the time they had to wait for an appointment	19	23	82.6%	85.4%	87.5%

* This is based on patients treated on this contract for their most recent course of treatment. Figures in italics indicate the base number of FP17s or Patient Questionnaire responses are less than 100. N/A is shown where the base number of responses is less than 10 during the period. % is calculated as Quantity/Base number*100

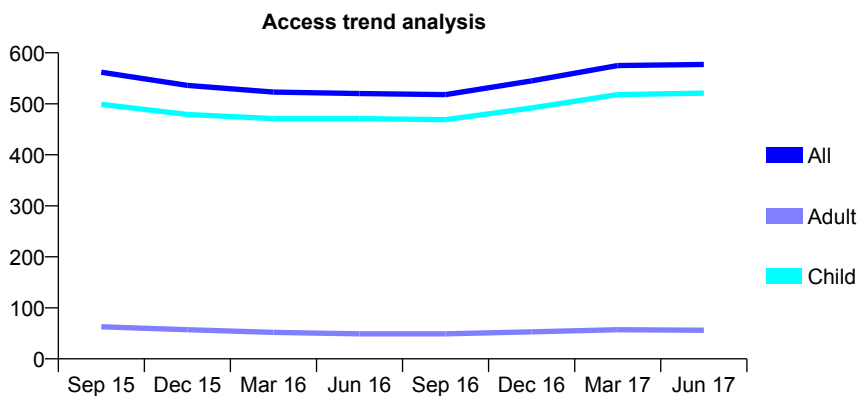
7A2 - Vital Signs At a Glance Contract Report for 158666/0001 - June 2017

Name or company name	Dew Street Dental Practice Limited
Contract type name	GDS Contract
Purpose of contract	General
Contract start date	01/04/2012
Contract end date	

17/18 Contracted general activity (UDA)	1,393
Carry forward general activity (UDA)	0
17/18 Contracted orthodontic activity (UOA)	0
Carry forward orthodontic activity (UOA)	0
Baseline contract value	£39,040.74

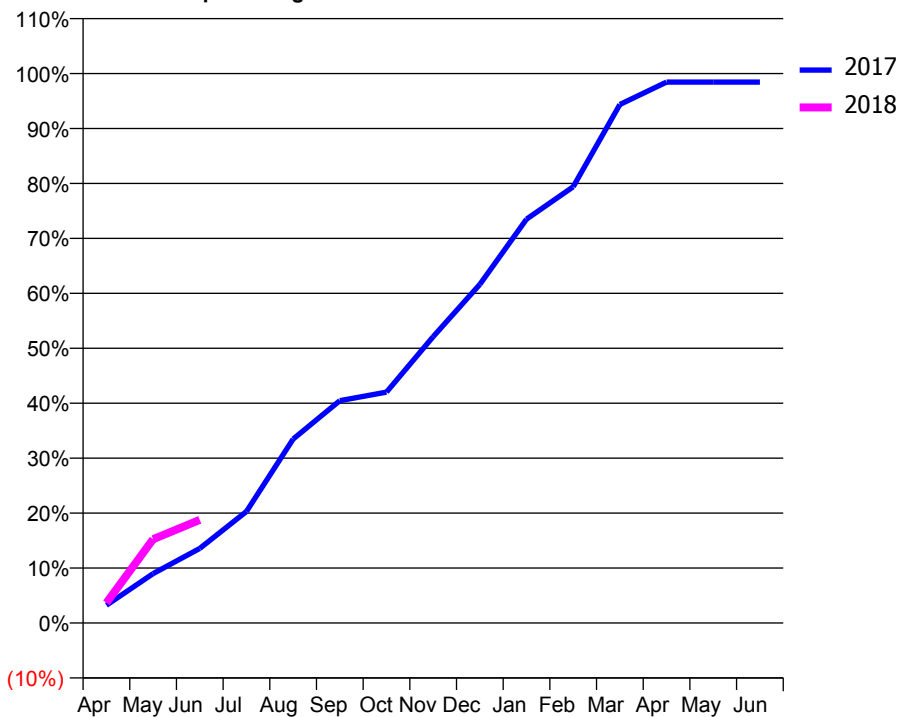
ACCESS*

Patients seen in 24 months	Total	Change since previous quarter
Quarter ending June 2016	520	
Quarter ending September 2016	518	→
Quarter ending December 2016	545	↑
Quarter ending March 2017	575	↑
Quarter ending June 2017	577	→
Variance since June 2016	11.0%	↑



ACTIVITY

Cumulative percentage of contracted UDA delivered 2017 & 2018



Month	Adjusted Scheduled Activity (UDA)	
	2017	2018
April	45	51
May	125	212
June	189	262
July	283	
August	466	
September	564	
October	585	
November	726	
December	859	
January	1,024	
February	1,106	
March	1,314	
April	1,371	
May	1,371	
June	1,371	

QUALITY

	Quantity	Base Number	Contract	LHB	Wales
% of FP17s for the same patient ID Re-attending within 3 months - Children	22	253	8.7%	7.6%	11.2%
% of FP17s for the same patient ID Re-attending within 3 months - Adults	0	0	N/A	12.7%	16.4%
% of FP17s for the same patient ID Re-attending between 3 & 9 months - Children	177	253	70.0%	53.9%	58.1%
% of FP17s for the same patient ID Re-attending between 3 & 9 months - Adults	0	0	N/A	51.4%	54.8%
% of FP17s for Band 1 Urgent Courses	8	212	3.8%	8.7%	9.2%
% of FP17s Relating to Free Repair or Replacements	0	212	0.0%	0.7%	0.8%
% of FP17s Relating to Continuations	0	212	0.0%	0.8%	0.9%
% of Patients satisfied with the dentistry they have received	2	2	N/A	92.5%	92.1%
% of Patients satisfied with the time they had to wait for an appointment	1	2	N/A	85.4%	87.5%

* This is based on patients treated on this contract for their most recent course of treatment. Figures in italics indicate the base number of FP17s or Patient Questionnaire responses are less than 100. N/A is shown where the base number of responses is less than 10 during the period. % is calculated as Quantity/Base number*100

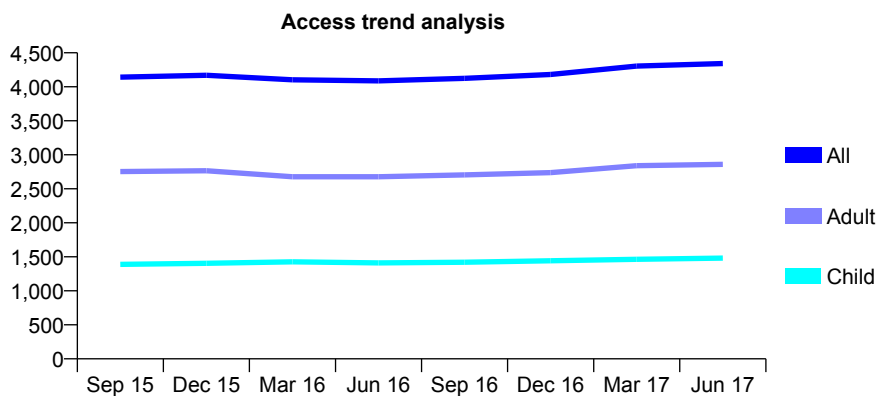
7A2 - Vital Signs At a Glance Contract Report for 163449/0001 - June 2017

Name or company name	Portland Street Dental Practice
Contract type name	GDS Contract
Purpose of contract	General
Contract start date	01/04/2010
Contract end date	

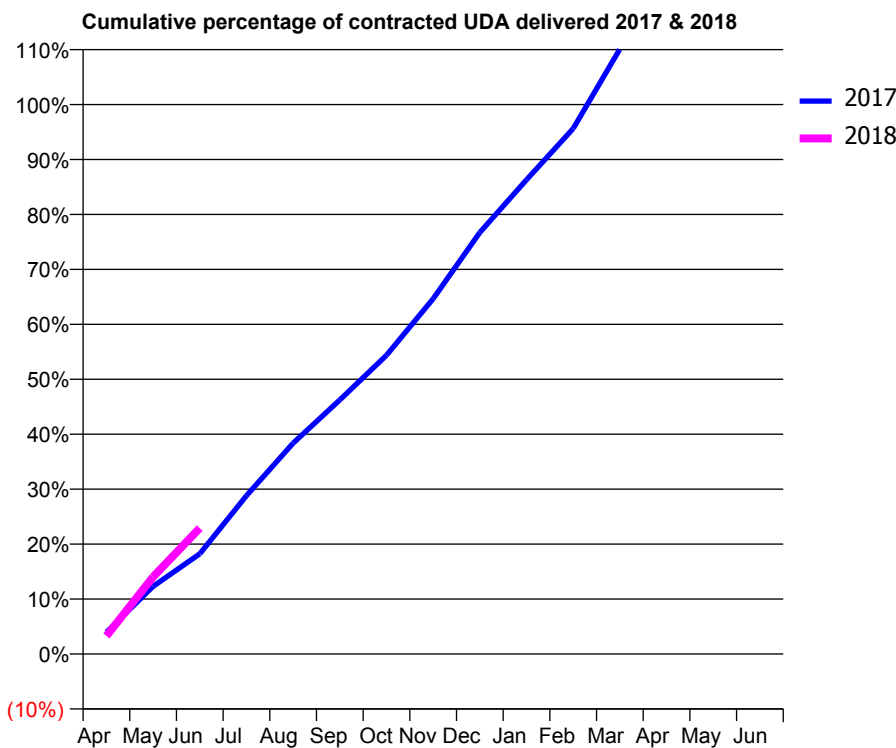
17/18 Contracted general activity (UDA)	9,812
Carry forward general activity (UDA)	0
17/18 Contracted orthodontic activity (UOA)	0
Carry forward orthodontic activity (UOA)	0
Baseline contract value	£360,646.44

ACCESS*

Patients seen in 24 months	Total	Change since previous quarter
Quarter ending June 2016	4,088	
Quarter ending September 2016	4,125	→
Quarter ending December 2016	4,181	→
Quarter ending March 2017	4,305	↑
Quarter ending June 2017	4,342	→
Variance since June 2016	6.2%	↑



ACTIVITY



Month	Adjusted Scheduled Activity (UDA)	
	2017	2018
April	388	322
May	1,207	1,377
June	1,790	2,249
July	2,829	
August	3,765	
September	4,538	
October	5,335	
November	6,345	
December	7,528	
January	8,467	
February	9,383	
March	10,803	
April	11,280	
May	11,259	
June	11,262	

QUALITY

	Quantity	Base Number	Contract	LHB	Wales
% of FP17s for the same patient ID Re-attending within 3 months - Children	31	631	4.9%	7.6%	11.2%
% of FP17s for the same patient ID Re-attending within 3 months - Adults	88	890	9.9%	12.7%	16.4%
% of FP17s for the same patient ID Re-attending between 3 & 9 months - Children	439	631	69.6%	53.9%	58.1%
% of FP17s for the same patient ID Re-attending between 3 & 9 months - Adults	519	890	58.3%	51.4%	54.8%
% of FP17s for Band 1 Urgent Courses	79	1,286	6.1%	8.7%	9.2%
% of FP17s Relating to Free Repair or Replacements	6	1,286	0.5%	0.7%	0.8%
% of FP17s Relating to Continuations	1	1,286	0.1%	0.8%	0.9%
% of Patients satisfied with the dentistry they have received	43	46	93.5%	92.5%	92.1%
% of Patients satisfied with the time they had to wait for an appointment	42	46	91.3%	85.4%	87.5%

* This is based on patients treated on this contract for their most recent course of treatment. Figures in italics indicate the base number of FP17s or Patient Questionnaire responses are less than 100. N/A is shown where the base number of responses is less than 10 during the period. % is calculated as Quantity/Base number*100

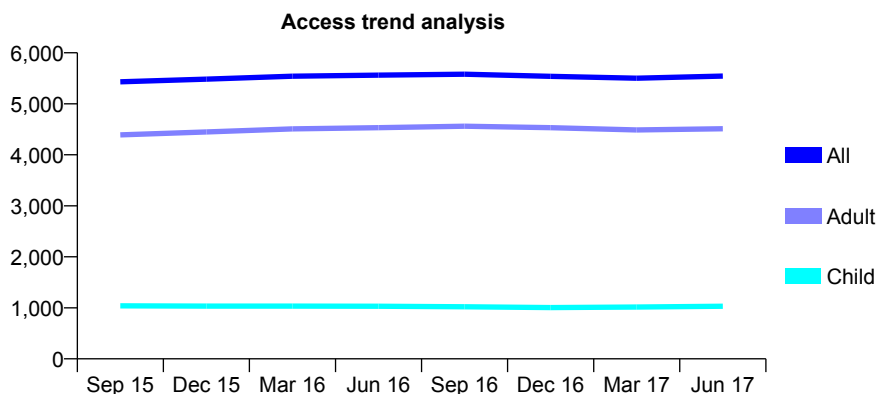
7A2 - Vital Signs At a Glance Contract Report for 164496/0001 - June 2017

Name or company name	My Dentist
Contract type name	GDS Contract
Purpose of contract	General
Contract start date	29/03/2010
Contract end date	

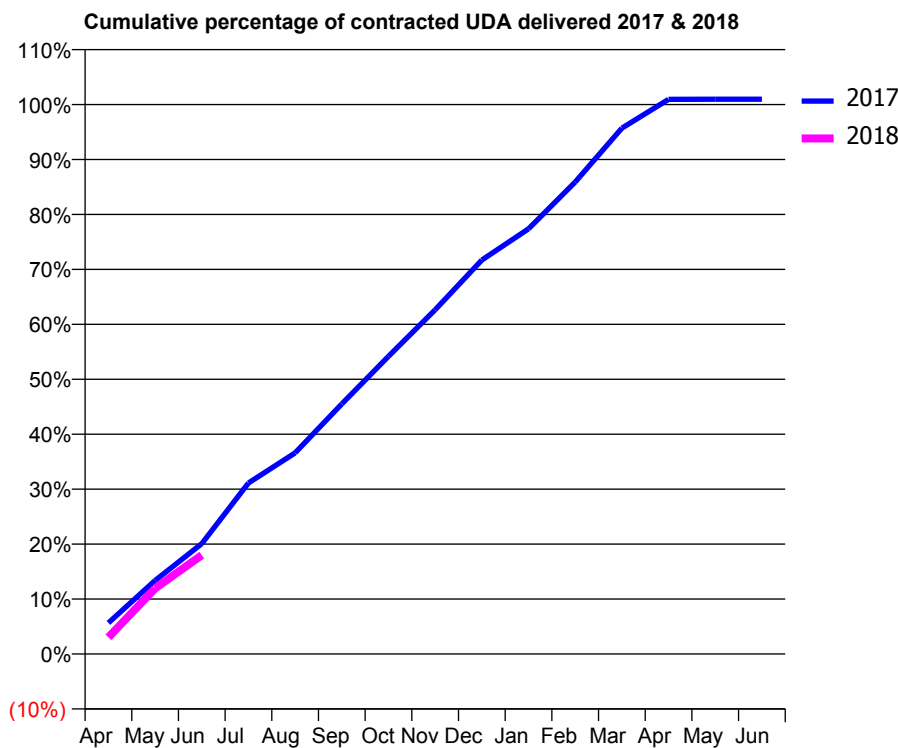
17/18 Contracted general activity (UDA)	15,051
Carry forward general activity (UDA)	0
17/18 Contracted orthodontic activity (UOA)	0
Carry forward orthodontic activity (UOA)	0
Baseline contract value	£539,650.57

ACCESS*

Patients seen in 24 months	Total	Change since previous quarter
Quarter ending June 2016	5,563	
Quarter ending September 2016	5,581	→
Quarter ending December 2016	5,538	→
Quarter ending March 2017	5,503	→
Quarter ending June 2017	5,543	→
Variance since June 2016	(0.4%)	→



ACTIVITY



Month	Adjusted Scheduled Activity (UDA)	
	2017	2018
April	854	459
May	2,015	1,797
June	3,021	2,710
July	4,684	
August	5,509	
September	6,849	
October	8,153	
November	9,430	
December	10,793	
January	11,645	
February	12,927	
March	14,404	
April	15,192	
May	15,194	
June	15,194	

QUALITY

	Quantity	Base Number	Contract	LHB	Wales
% of FP17s for the same patient ID Re-attending within 3 months - Children	24	352	6.8%	7.6%	11.2%
% of FP17s for the same patient ID Re-attending within 3 months - Adults	220	1,381	15.9%	12.7%	16.4%
% of FP17s for the same patient ID Re-attending between 3 & 9 months - Children	131	352	37.2%	53.9%	58.1%
% of FP17s for the same patient ID Re-attending between 3 & 9 months - Adults	432	1,381	31.3%	51.4%	54.8%
% of FP17s for Band 1 Urgent Courses	234	1,363	17.2%	8.7%	9.2%
% of FP17s Relating to Free Repair or Replacements	24	1,363	1.8%	0.7%	0.8%
% of FP17s Relating to Continuations	16	1,363	1.2%	0.8%	0.9%
% of Patients satisfied with the dentistry they have received	47	54	87.0%	92.5%	92.1%
% of Patients satisfied with the time they had to wait for an appointment	42	54	77.8%	85.4%	87.5%

* This is based on patients treated on this contract for their most recent course of treatment. Figures in italics indicate the base number of FP17s or Patient Questionnaire responses are less than 100. N/A is shown where the base number of responses is less than 10 during the period. % is calculated as Quantity/Base number*100

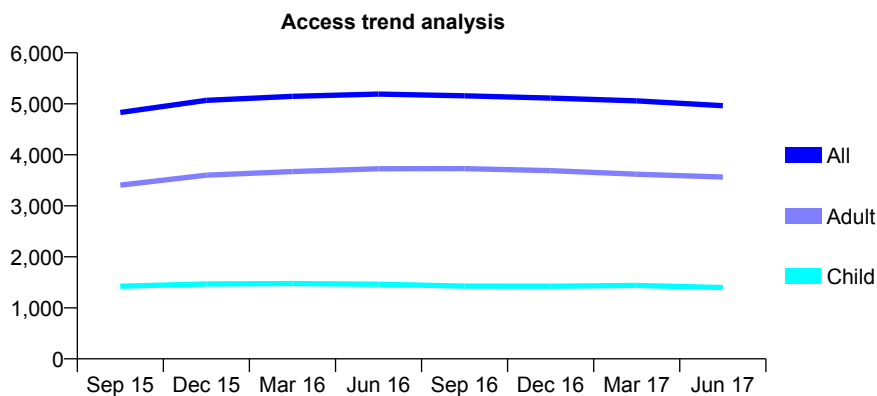
7A2 - Vital Signs At a Glance Contract Report for 166820/0001 - June 2017

Name or company name	Dr N Patel, Dr J Rai and Dr N Kernahan
Contract type name	GDS Contract
Purpose of contract	General
Contract start date	01/04/2006
Contract end date	

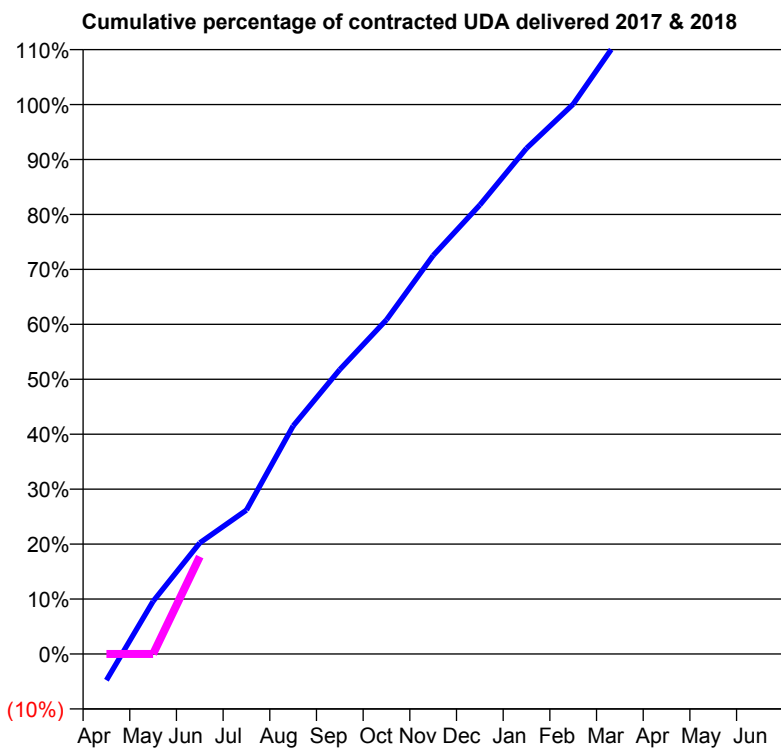
17/18 Contracted general activity (UDA)	11,550
Carry forward general activity (UDA)	0
17/18 Contracted orthodontic activity (UOA)	0
Carry forward orthodontic activity (UOA)	0
Baseline contract value	£329,335.03

ACCESS*

Patients seen in 24 months	Total	Change since previous quarter
Quarter ending June 2016	5,191	
Quarter ending September 2016	5,156	→
Quarter ending December 2016	5,113	→
Quarter ending March 2017	5,057	↓
Quarter ending June 2017	4,963	↓
Variance since June 2016	(4.4%)	↓



ACTIVITY



Month	Adjusted Scheduled Activity (UDA)	
	2017	2018
April	-554	0
May	1,109	0
June	2,336	2,048
July	3,025	
August	4,796	
September	5,980	
October	7,026	
November	8,378	
December	9,439	
January	10,631	
February	11,556	
March	12,967	
April	13,807	
May	13,807	
June	13,808	

QUALITY

	Quantity	Base Number	Contract	LHB	Wales
% of FP17s for the same patient ID Re-attending within 3 months - Children	39	453	8.6%	7.6%	11.2%
% of FP17s for the same patient ID Re-attending within 3 months - Adults	202	1,175	17.2%	12.7%	16.4%
% of FP17s for the same patient ID Re-attending between 3 & 9 months - Children	231	453	51.0%	53.9%	58.1%
% of FP17s for the same patient ID Re-attending between 3 & 9 months - Adults	592	1,175	50.4%	51.4%	54.8%
% of FP17s for Band 1 Urgent Courses	113	1,187	9.5%	8.7%	9.2%
% of FP17s Relating to Free Repair or Replacements	9	1,187	0.8%	0.7%	0.8%
% of FP17s Relating to Continuations	29	1,187	2.4%	0.8%	0.9%
% of Patients satisfied with the dentistry they have received	14	15	93.3%	92.5%	92.1%
% of Patients satisfied with the time they had to wait for an appointment	14	15	93.3%	85.4%	87.5%

* This is based on patients treated on this contract for their most recent course of treatment. Figures in italics indicate the base number of FP17s or Patient Questionnaire responses are less than 100. N/A is shown where the base number of responses is less than 10 during the period. % is calculated as Quantity/Base number*100

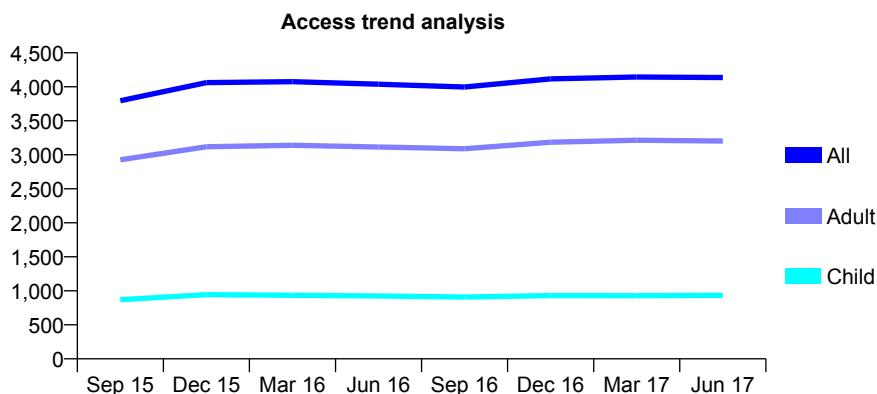
7A2 - Vital Signs At a Glance Contract Report for 169226/0001 - June 2017

Name or company name	Dr. N Patel, J Rai & Dr. N Kernahan
Contract type name	GDS Contract
Purpose of contract	General
Contract start date	01/08/2007
Contract end date	

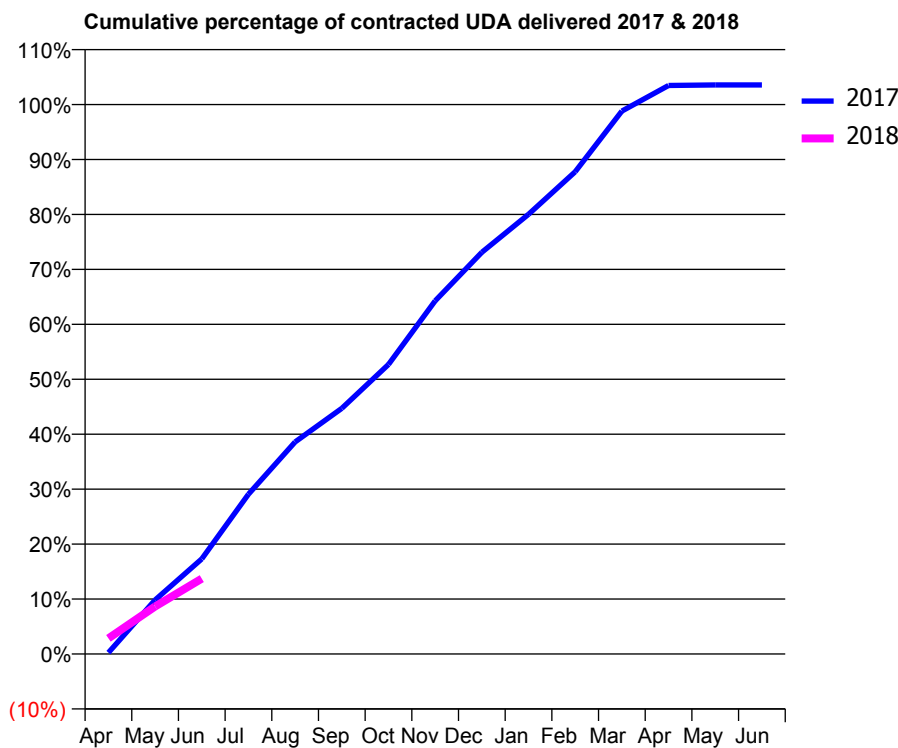
17/18 Contracted general activity (UDA)	14,065
Carry forward general activity (UDA)	0
17/18 Contracted orthodontic activity (UOA)	0
Carry forward orthodontic activity (UOA)	0
Baseline contract value	£387,642.97

ACCESS*

Patients seen in 24 months	Total	Change since previous quarter
Quarter ending June 2016	4,038	
Quarter ending September 2016	3,998	→
Quarter ending December 2016	4,116	↑
Quarter ending March 2017	4,144	→
Quarter ending June 2017	4,137	→
Variance since June 2016	2.5%	↑



ACTIVITY



Month	Adjusted Scheduled Activity (UDA)	
	2017	2018
April	37	400
May	1,382	1,217
June	2,434	1,930
July	4,091	
August	5,430	
September	6,287	
October	7,413	
November	9,039	
December	10,283	
January	11,253	
February	12,343	
March	13,895	
April	14,553	
May	14,565	
June	14,565	

QUALITY

	Quantity	Base Number	Contract	LHB	Wales
% of FP17s for the same patient ID Re-attending within 3 months - Children	32	312	10.3%	7.6%	11.2%
% of FP17s for the same patient ID Re-attending within 3 months - Adults	168	1,123	15.0%	12.7%	16.4%
% of FP17s for the same patient ID Re-attending between 3 & 9 months - Children	185	312	59.3%	53.9%	58.1%
% of FP17s for the same patient ID Re-attending between 3 & 9 months - Adults	773	1,123	68.8%	51.4%	54.8%
% of FP17s for Band 1 Urgent Courses	77	1,115	6.9%	8.7%	9.2%
% of FP17s Relating to Free Repair or Replacements	25	1,115	2.2%	0.7%	0.8%
% of FP17s Relating to Continuations	31	1,115	2.8%	0.8%	0.9%
% of Patients satisfied with the dentistry they have received	31	33	93.9%	92.5%	92.1%
% of Patients satisfied with the time they had to wait for an appointment	31	33	93.9%	85.4%	87.5%

* This is based on patients treated on this contract for their most recent course of treatment. Figures in italics indicate the base number of FP17s or Patient Questionnaire responses are less than 100. N/A is shown where the base number of responses is less than 10 during the period. % is calculated as Quantity/Base number*100

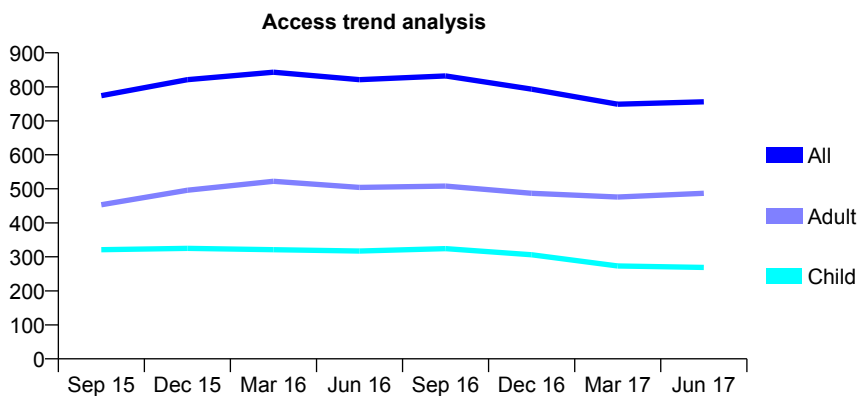
7A2 - Vital Signs At a Glance Contract Report for 172243/0001 - June 2017

Name or company name	West Street Dental Practice Limited
Contract type name	GDS Contract
Purpose of contract	General
Contract start date	01/04/2011
Contract end date	

17/18 Contracted general activity (UDA)	2,192
Carry forward general activity (UDA)	0
17/18 Contracted orthodontic activity (UOA)	0
Carry forward orthodontic activity (UOA)	0
Baseline contract value	£60,344.34

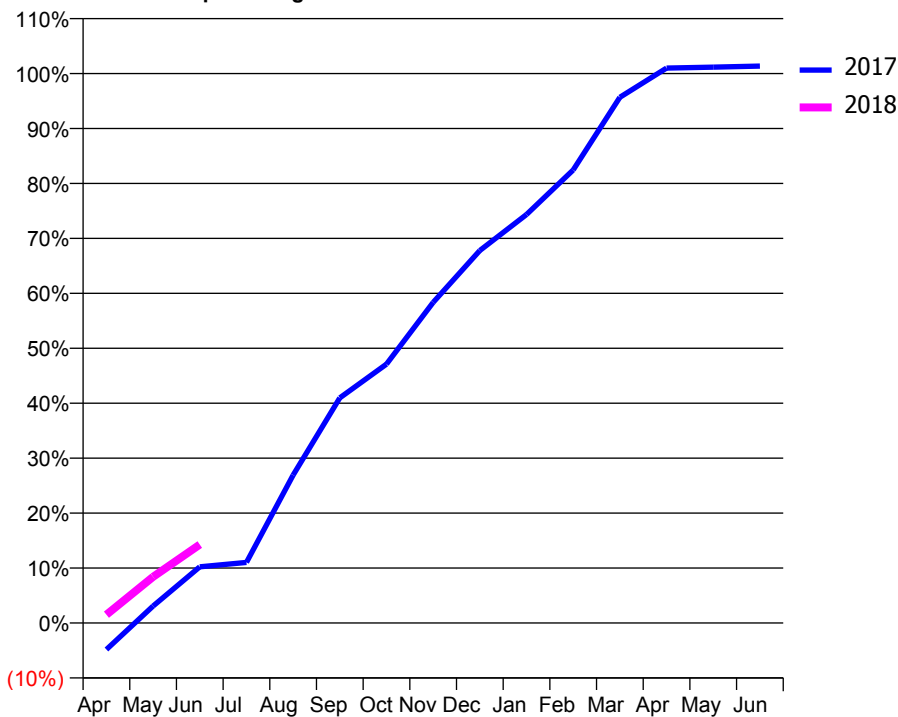
ACCESS*

Patients seen in 24 months	Total	Change since previous quarter
Quarter ending June 2016	821	
Quarter ending September 2016	832	→
Quarter ending December 2016	793	↓
Quarter ending March 2017	749	↓
Quarter ending June 2017	756	→
Variance since June 2016	(7.9%)	↓



ACTIVITY

Cumulative percentage of contracted UDA delivered 2017 & 2018



Month	Adjusted Scheduled Activity (UDA)	
	2017	2018
April	-106	33
May	68	184
June	224	313
July	242	
August	590	
September	898	
October	1,033	
November	1,279	
December	1,486	
January	1,630	
February	1,807	
March	2,097	
April	2,213	
May	2,217	
June	2,221	

QUALITY

	Quantity	Base Number	Contract	LHB	Wales
% of FP17s for the same patient ID Re-attending within 3 months - Children	8	92	8.7%	7.6%	11.2%
% of FP17s for the same patient ID Re-attending within 3 months - Adults	17	155	11.0%	12.7%	16.4%
% of FP17s for the same patient ID Re-attending between 3 & 9 months - Children	68	92	73.9%	53.9%	58.1%
% of FP17s for the same patient ID Re-attending between 3 & 9 months - Adults	82	155	52.9%	51.4%	54.8%
% of FP17s for Band 1 Urgent Courses	25	189	13.2%	8.7%	9.2%
% of FP17s Relating to Free Repair or Replacements	0	189	0.0%	0.7%	0.8%
% of FP17s Relating to Continuations	0	189	0.0%	0.8%	0.9%
% of Patients satisfied with the dentistry they have received	11	11	100.0%	92.5%	92.1%
% of Patients satisfied with the time they had to wait for an appointment	10	11	90.9%	85.4%	87.5%

* This is based on patients treated on this contract for their most recent course of treatment. Figures in italics indicate the base number of FP17s or Patient Questionnaire responses are less than 100. N/A is shown where the base number of responses is less than 10 during the period. % is calculated as Quantity/Base number*100

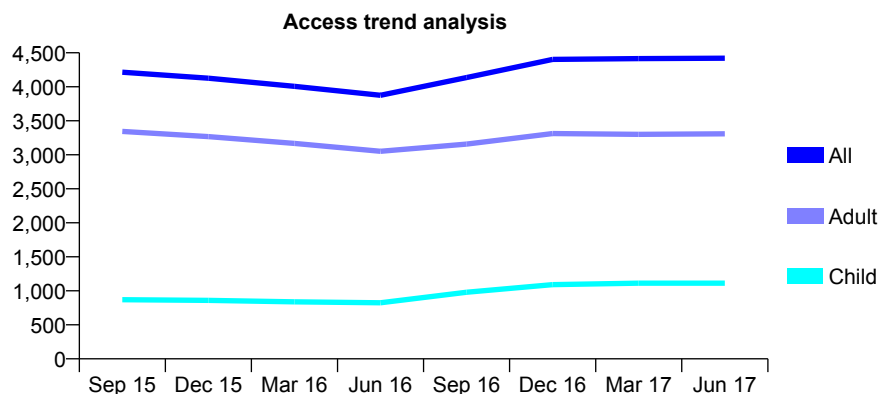
7A2 - Vital Signs At a Glance Contract Report for 175714/0001 - June 2017

Name or company name	MSC Universal Limited
Contract type name	GDS Contract
Purpose of contract	General
Contract start date	01/12/2010
Contract end date	

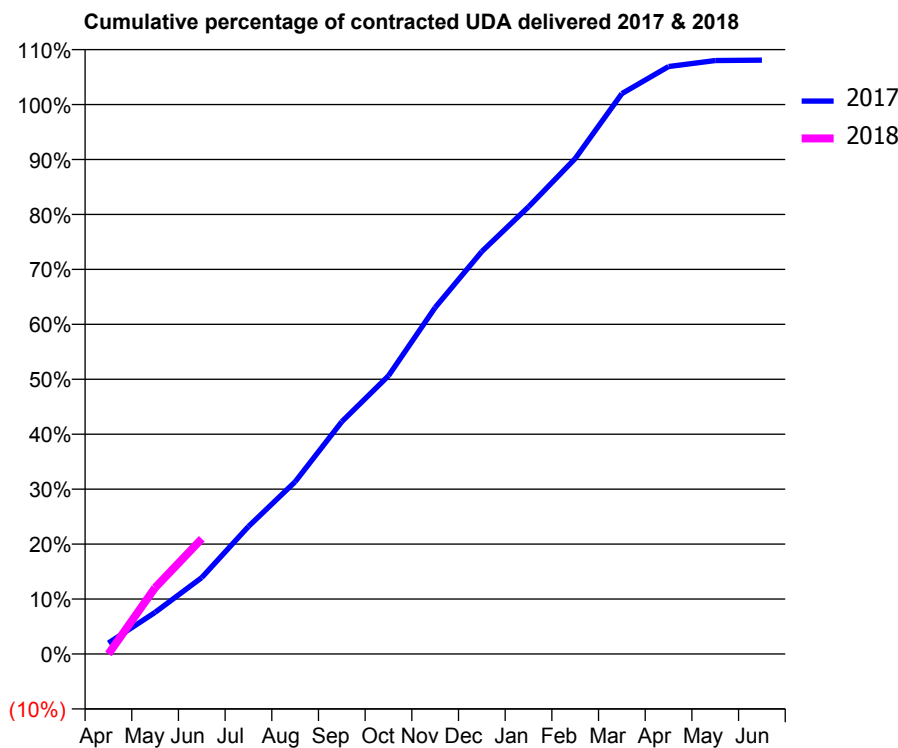
17/18 Contracted general activity (UDA)	15,000
Carry forward general activity (UDA)	0
17/18 Contracted orthodontic activity (UOA)	0
Carry forward orthodontic activity (UOA)	0
Baseline contract value	£449,300.48

ACCESS*

Patients seen in 24 months	Total	Change since previous quarter
Quarter ending June 2016	3,875	
Quarter ending September 2016	4,137	↑
Quarter ending December 2016	4,403	↑
Quarter ending March 2017	4,414	→
Quarter ending June 2017	4,421	→
Variance since June 2016	14.1%	↑



ACTIVITY



Month	Adjusted Scheduled Activity (UDA)	
	2017	2018
April	301	0
May	1,137	1,810
June	2,089	3,148
July	3,480	
August	4,701	
September	6,342	
October	7,596	
November	9,458	
December	10,986	
January	12,208	
February	13,523	
March	15,298	
April	16,034	
May	16,200	
June	16,210	

QUALITY

	Quantity	Base Number	Contract	LHB	Wales
% of FP17s for the same patient ID Re-attending within 3 months - Children	23	459	5.0%	7.6%	11.2%
% of FP17s for the same patient ID Re-attending within 3 months - Adults	161	1,378	11.7%	12.7%	16.4%
% of FP17s for the same patient ID Re-attending between 3 & 9 months - Children	304	459	66.2%	53.9%	58.1%
% of FP17s for the same patient ID Re-attending between 3 & 9 months - Adults	1,011	1,378	73.4%	51.4%	54.8%
% of FP17s for Band 1 Urgent Courses	60	1,481	4.1%	8.7%	9.2%
% of FP17s Relating to Free Repair or Replacements	18	1,481	1.2%	0.7%	0.8%
% of FP17s Relating to Continuations	27	1,481	1.8%	0.8%	0.9%
% of Patients satisfied with the dentistry they have received	40	43	93.0%	92.5%	92.1%
% of Patients satisfied with the time they had to wait for an appointment	33	43	76.7%	85.4%	87.5%

* This is based on patients treated on this contract for their most recent course of treatment. Figures in italics indicate the base number of FP17s or Patient Questionnaire responses are less than 100. N/A is shown where the base number of responses is less than 10 during the period. % is calculated as Quantity/Base number*100

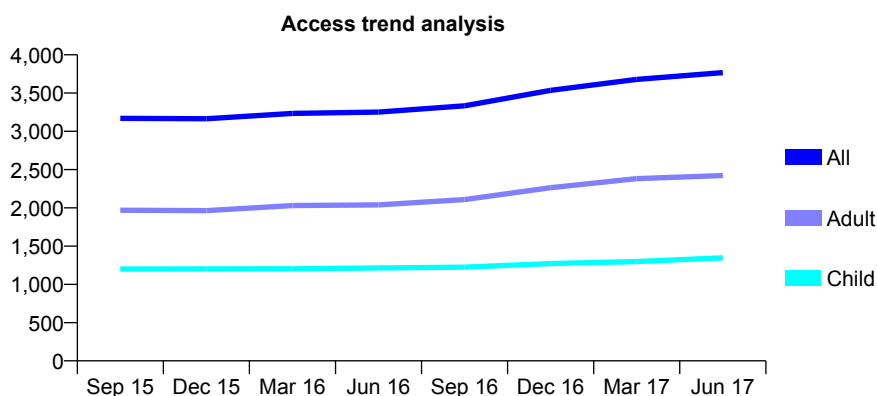
7A2 - Vital Signs At a Glance Contract Report for 177342/0001 - June 2017

Name or company name	K J Hughes & R W Hutchings
Contract type name	GDS Contract
Purpose of contract	General
Contract start date	01/01/2009
Contract end date	

17/18 Contracted general activity (UDA)	11,593
Carry forward general activity (UDA)	0
17/18 Contracted orthodontic activity (UOA)	0
Carry forward orthodontic activity (UOA)	0
Baseline contract value	£396,913.46

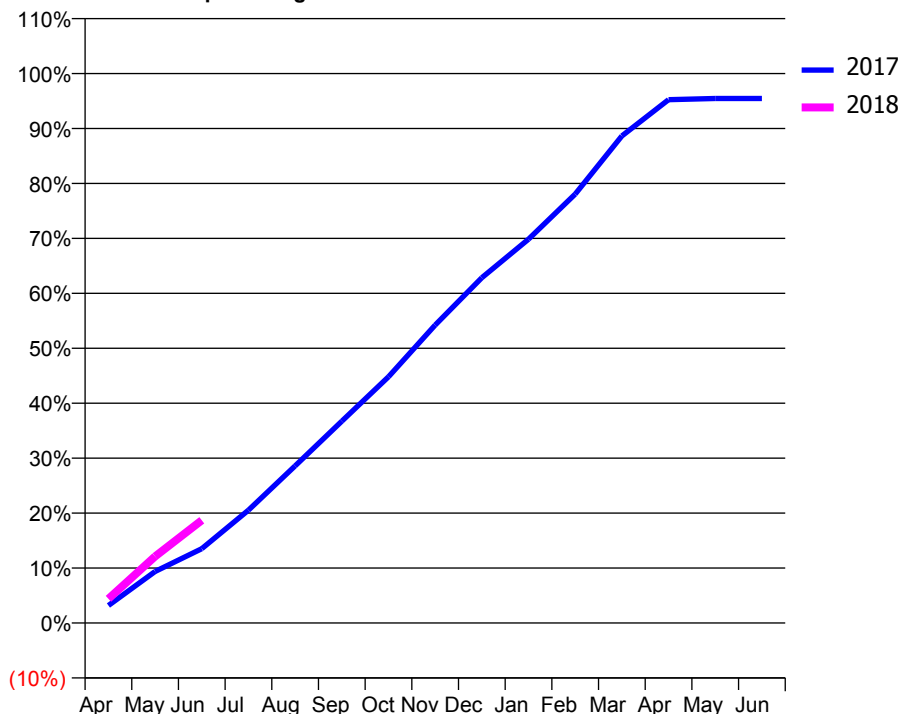
ACCESS*

Patients seen in 24 months	Total	Change since previous quarter
Quarter ending June 2016	3,252	
Quarter ending September 2016	3,333	↑
Quarter ending December 2016	3,536	↑
Quarter ending March 2017	3,679	↑
Quarter ending June 2017	3,767	↑
Variance since June 2016	15.8%	↑



ACTIVITY

Cumulative percentage of contracted UDA delivered 2017 & 2018



Month	Adjusted Scheduled Activity (UDA)	
	2017	2018
April	369	511
May	1,086	1,405
June	1,568	2,166
July	2,381	
August	3,315	
September	4,257	
October	5,194	
November	6,286	
December	7,284	
January	8,097	
February	9,049	
March	10,277	
April	11,040	
May	11,065	
June	11,065	

QUALITY

	Quantity	Base Number	Contract	LHB	Wales
% of FP17s for the same patient ID Re-attending within 3 months - Children	32	557	5.7%	7.6%	11.2%
% of FP17s for the same patient ID Re-attending within 3 months - Adults	97	788	12.3%	12.7%	16.4%
% of FP17s for the same patient ID Re-attending between 3 & 9 months - Children	276	557	49.6%	53.9%	58.1%
% of FP17s for the same patient ID Re-attending between 3 & 9 months - Adults	413	788	52.4%	51.4%	54.8%
% of FP17s for Band 1 Urgent Courses	82	1,079	7.6%	8.7%	9.2%
% of FP17s Relating to Free Repair or Replacements	3	1,079	0.3%	0.7%	0.8%
% of FP17s Relating to Continuations	2	1,079	0.2%	0.8%	0.9%
% of Patients satisfied with the dentistry they have received	23	25	92.0%	92.5%	92.1%
% of Patients satisfied with the time they had to wait for an appointment	20	25	80.0%	85.4%	87.5%

* This is based on patients treated on this contract for their most recent course of treatment. Figures in italics indicate the base number of FP17s or Patient Questionnaire responses are less than 100. N/A is shown where the base number of responses is less than 10 during the period. % is calculated as Quantity/Base number*100

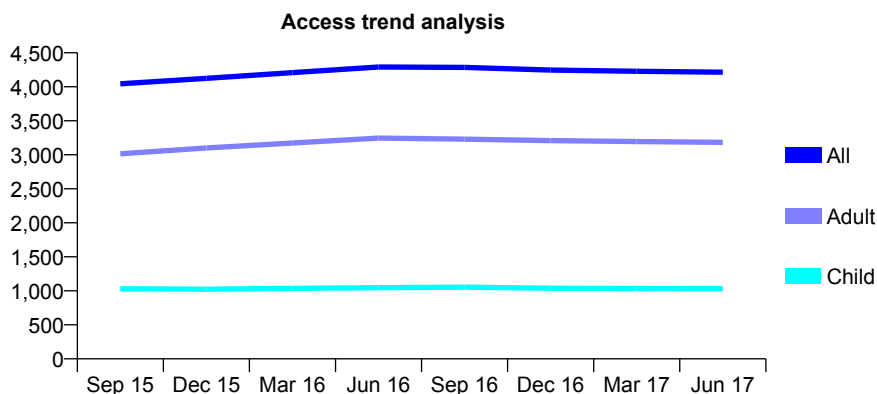
7A2 - Vital Signs At a Glance Contract Report for 187429/0001 - June 2017

Name or company name	Fifield & Borsden
Contract type name	GDS Contract
Purpose of contract	General
Contract start date	01/04/2006
Contract end date	

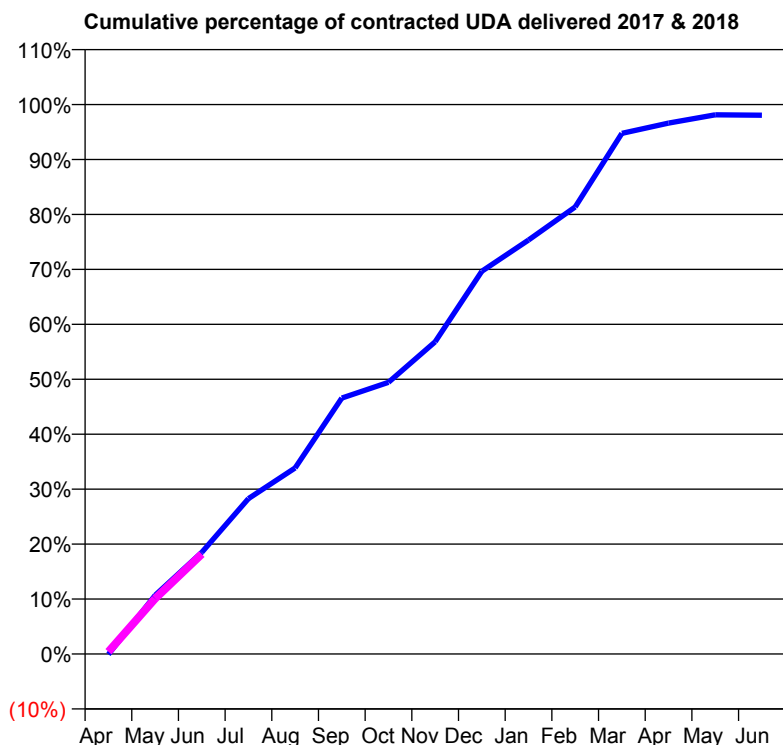
17/18 Contracted general activity (UDA)	15,000
Carry forward general activity (UDA)	0
17/18 Contracted orthodontic activity (UOA)	0
Carry forward orthodontic activity (UOA)	0
Baseline contract value	£349,887.46

ACCESS*

Patients seen in 24 months	Total	Change since previous quarter
Quarter ending June 2016	4,292	
Quarter ending September 2016	4,285	→
Quarter ending December 2016	4,247	→
Quarter ending March 2017	4,229	→
Quarter ending June 2017	4,215	→
Variance since June 2016	(1.8%)	↓



ACTIVITY



Month	Adjusted Scheduled Activity (UDA)	
	2017	2018
April	-13	65
May	1,603	1,511
June	2,775	2,726
July	4,243	
August	5,079	
September	6,987	
October	7,416	
November	8,523	
December	10,450	
January	11,300	
February	12,203	
March	14,214	
April	14,494	
May	14,717	
June	14,706	

QUALITY

	Quantity	Base Number	Contract	LHB	Wales
% of FP17s for the same patient ID Re-attending within 3 months - Children	22	427	5.2%	7.6%	11.2%
% of FP17s for the same patient ID Re-attending within 3 months - Adults	165	1,293	12.8%	12.7%	16.4%
% of FP17s for the same patient ID Re-attending between 3 & 9 months - Children	321	427	75.2%	53.9%	58.1%
% of FP17s for the same patient ID Re-attending between 3 & 9 months - Adults	910	1,293	70.4%	51.4%	54.8%
% of FP17s for Band 1 Urgent Courses	82	1,468	5.6%	8.7%	9.2%
% of FP17s Relating to Free Repair or Replacements	9	1,468	0.6%	0.7%	0.8%
% of FP17s Relating to Continuations	2	1,468	0.1%	0.8%	0.9%
% of Patients satisfied with the dentistry they have received	30	34	88.2%	92.5%	92.1%
% of Patients satisfied with the time they had to wait for an appointment	31	34	91.2%	85.4%	87.5%

* This is based on patients treated on this contract for their most recent course of treatment. Figures in italics indicate the base number of FP17s or Patient Questionnaire responses are less than 100. N/A is shown where the base number of responses is less than 10 during the period. % is calculated as Quantity/Base number*100

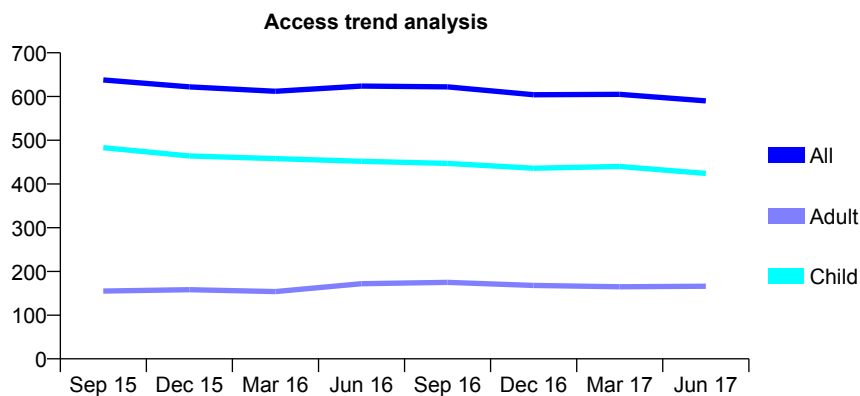
7A2 - Vital Signs At a Glance Contract Report for 212970/0001 - June 2017

Name or company name	MRS SJ JOHNSON
Contract type name	GDS Contract
Purpose of contract	General
Contract start date	01/06/2006
Contract end date	

17/18 Contracted general activity (UDA)	1,342
Carry forward general activity (UDA)	0
17/18 Contracted orthodontic activity (UOA)	0
Carry forward orthodontic activity (UOA)	0
Baseline contract value	£36,456.24

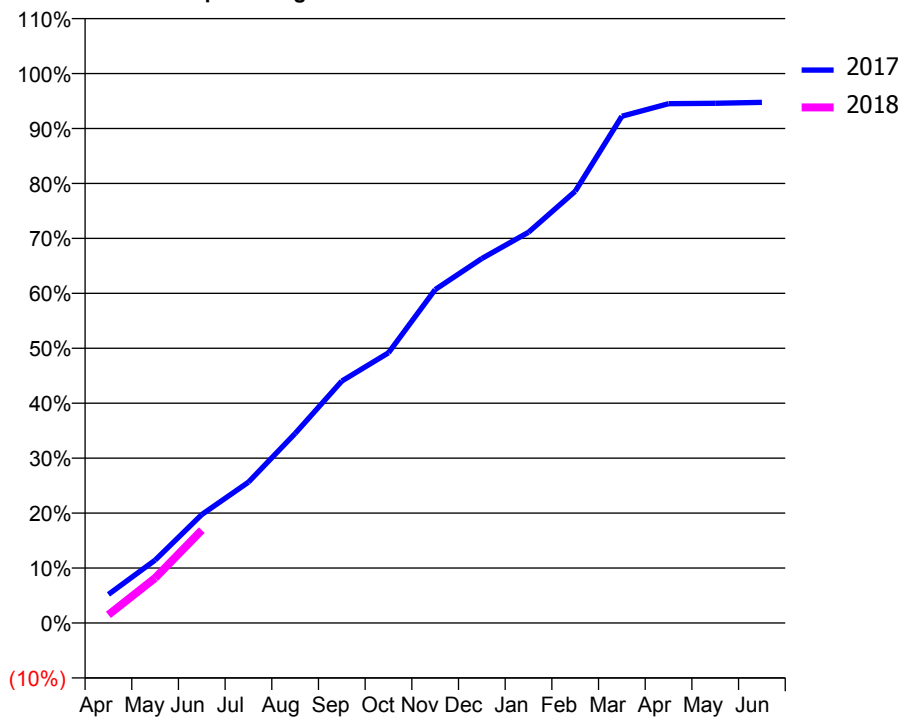
ACCESS*

Patients seen in 24 months	Total	Change since previous quarter
Quarter ending June 2016	624	
Quarter ending September 2016	622	→
Quarter ending December 2016	604	↓
Quarter ending March 2017	605	→
Quarter ending June 2017	590	↓
Variance since June 2016	(5.4%)	↓



ACTIVITY

Cumulative percentage of contracted UDA delivered 2017 & 2018



Adjusted Scheduled Activity (UDA)

Month	2017	2018
April	70	20
May	154	110
June	265	227
July	344	
August	463	
September	591	
October	660	
November	814	
December	890	
January	954	
February	1,054	
March	1,238	
April	1,268	
May	1,269	
June	1,271	

QUALITY

	Quantity	Base Number	Contract	LHB	Wales
% of FP17s for the same patient ID Re-attending within 3 months - Children	15	157	9.6%	7.6%	11.2%
% of FP17s for the same patient ID Re-attending within 3 months - Adults	3	31	9.7%	12.7%	16.4%
% of FP17s for the same patient ID Re-attending between 3 & 9 months - Children	99	157	63.1%	53.9%	58.1%
% of FP17s for the same patient ID Re-attending between 3 & 9 months - Adults	8	31	25.8%	51.4%	54.8%
% of FP17s for Band 1 Urgent Courses	14	157	8.9%	8.7%	9.2%
% of FP17s Relating to Free Repair or Replacements	0	157	0.0%	0.7%	0.8%
% of FP17s Relating to Continuations	0	157	0.0%	0.8%	0.9%
% of Patients satisfied with the dentistry they have received	4	4	N/A	92.5%	92.1%
% of Patients satisfied with the time they had to wait for an appointment	4	4	N/A	85.4%	87.5%

* This is based on patients treated on this contract for their most recent course of treatment. Figures in italics indicate the base number of FP17s or Patient Questionnaire responses are less than 100. N/A is shown where the base number of responses is less than 10 during the period. % is calculated as Quantity/Base number*100

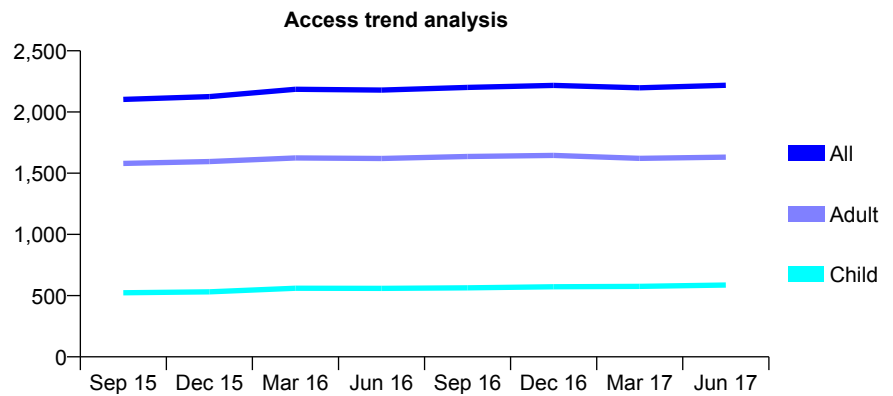
7A2 - Vital Signs At a Glance Contract Report for 222763/0001 - June 2017

Name or company name	MR EW DANIELS
Contract type name	GDS Contract
Purpose of contract	General
Contract start date	01/11/2007
Contract end date	

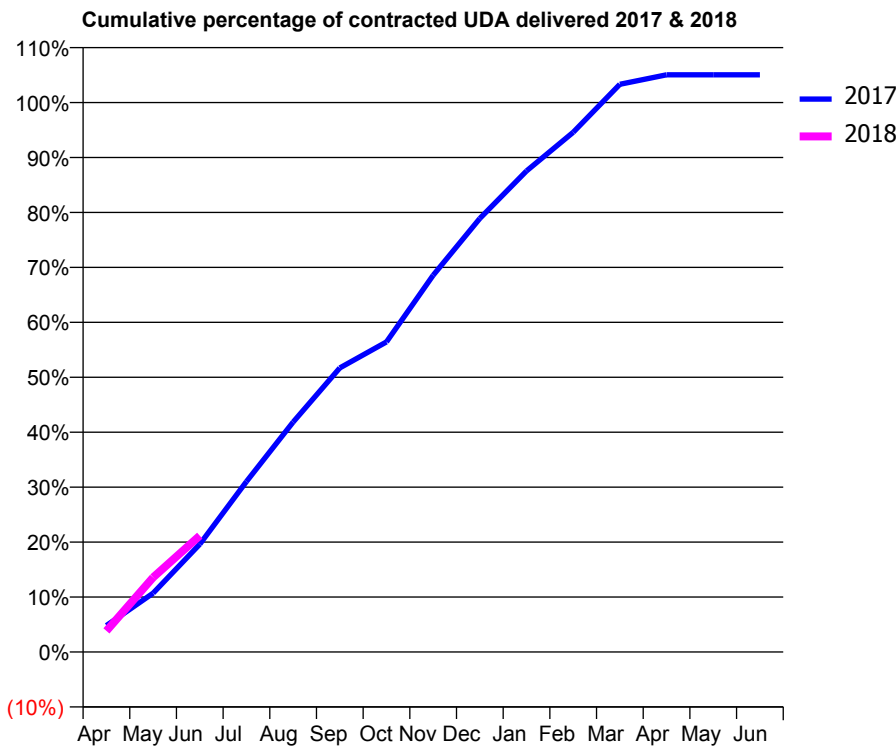
17/18 Contracted general activity (UDA)	5,625
Carry forward general activity (UDA)	0
17/18 Contracted orthodontic activity (UOA)	0
Carry forward orthodontic activity (UOA)	0
Baseline contract value	£134,904.36

ACCESS*

Patients seen in 24 months	Total	Change since previous quarter
Quarter ending June 2016	2,179	
Quarter ending September 2016	2,201	→
Quarter ending December 2016	2,217	→
Quarter ending March 2017	2,198	→
Quarter ending June 2017	2,218	→
Variance since June 2016	1.8%	→



ACTIVITY



Month	Adjusted Scheduled Activity (UDA)	
	2017	2018
April	271	216
May	603	764
June	1,104	1,191
July	1,745	
August	2,354	
September	2,908	
October	3,175	
November	3,857	
December	4,439	
January	4,924	
February	5,321	
March	5,812	
April	5,909	
May	5,909	
June	5,909	

QUALITY

	Quantity	Base Number	Contract	LHB	Wales
% of FP17s for the same patient ID Re-attending within 3 months - Children	2	226	0.9%	7.6%	11.2%
% of FP17s for the same patient ID Re-attending within 3 months - Adults	39	546	7.1%	12.7%	16.4%
% of FP17s for the same patient ID Re-attending between 3 & 9 months - Children	130	226	57.5%	53.9%	58.1%
% of FP17s for the same patient ID Re-attending between 3 & 9 months - Adults	274	546	50.2%	51.4%	54.8%
% of FP17s for Band 1 Urgent Courses	24	702	3.4%	8.7%	9.2%
% of FP17s Relating to Free Repair or Replacements	2	702	0.3%	0.7%	0.8%
% of FP17s Relating to Continuations	2	702	0.3%	0.8%	0.9%
% of Patients satisfied with the dentistry they have received	16	19	84.2%	92.5%	92.1%
% of Patients satisfied with the time they had to wait for an appointment	18	19	94.7%	85.4%	87.5%

* This is based on patients treated on this contract for their most recent course of treatment. Figures in italics indicate the base number of FP17s or Patient Questionnaire responses are less than 100. N/A is shown where the base number of responses is less than 10 during the period. % is calculated as Quantity/Base number*100

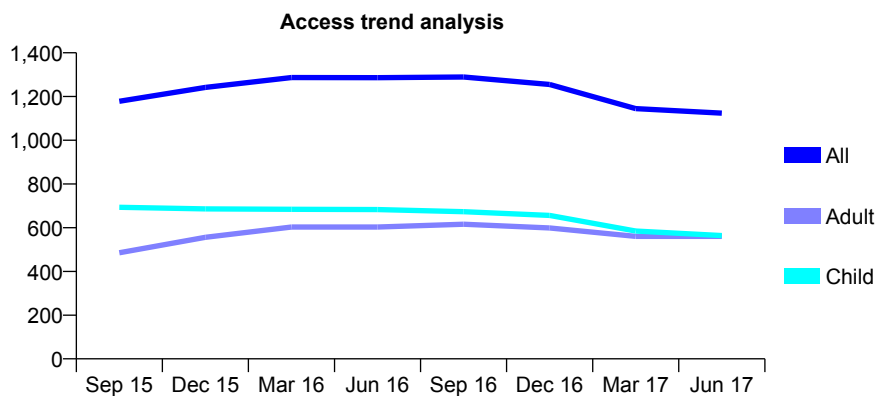
7A2 - Vital Signs At a Glance Contract Report for 273260/0001 - June 2017

Name or company name	Dr R Urbonaviciene & Dr F Abbas
Contract type name	GDS Contract
Purpose of contract	General
Contract start date	01/02/2014
Contract end date	

17/18 Contracted general activity (UDA)	2,776
Carry forward general activity (UDA)	0
17/18 Contracted orthodontic activity (UOA)	0
Carry forward orthodontic activity (UOA)	0
Baseline contract value	£76,951.12

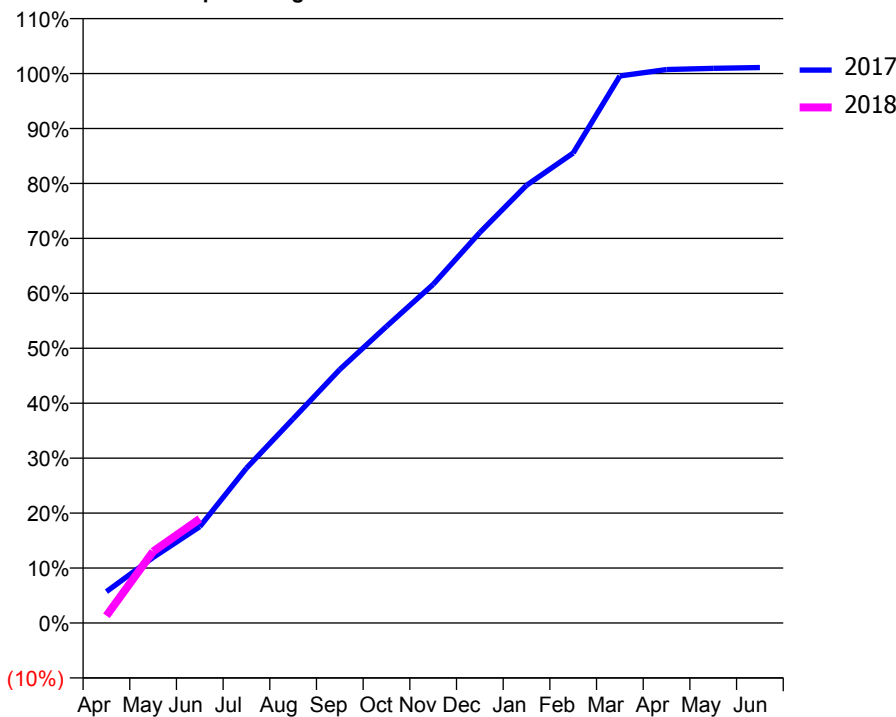
ACCESS*

Patients seen in 24 months	Total	Change since previous quarter
Quarter ending June 2016	1,286	
Quarter ending September 2016	1,289	→
Quarter ending December 2016	1,255	↓
Quarter ending March 2017	1,145	↓
Quarter ending June 2017	1,124	↓
Variance since June 2016	(12.6%)	↓



ACTIVITY

Cumulative percentage of contracted UDA delivered 2017 & 2018



Adjusted Scheduled Activity (UDA)

Month	2017	2018
April	159	37
May	331	362
June	487	527
July	783	
August	1,032	
September	1,281	
October	1,499	
November	1,711	
December	1,973	
January	2,211	
February	2,375	
March	2,764	
April	2,796	
May	2,802	
June	2,806	

QUALITY

	Quantity	Base Number	Contract	LHB	Wales
% of FP17s for the same patient ID Re-attending within 3 months - Children	17	178	9.6%	7.6%	11.2%
% of FP17s for the same patient ID Re-attending within 3 months - Adults	19	148	12.8%	12.7%	16.4%
% of FP17s for the same patient ID Re-attending between 3 & 9 months - Children	111	178	62.4%	53.9%	58.1%
% of FP17s for the same patient ID Re-attending between 3 & 9 months - Adults	67	148	45.3%	51.4%	54.8%
% of FP17s for Band 1 Urgent Courses	43	306	14.1%	8.7%	9.2%
% of FP17s Relating to Free Repair or Replacements	1	306	0.3%	0.7%	0.8%
% of FP17s Relating to Continuations	1	306	0.3%	0.8%	0.9%
% of Patients satisfied with the dentistry they have received	5	6	N/A	92.5%	92.1%
% of Patients satisfied with the time they had to wait for an appointment	4	6	N/A	85.4%	87.5%

* This is based on patients treated on this contract for their most recent course of treatment. Figures in italics indicate the base number of FP17s or Patient Questionnaire responses are less than 100. N/A is shown where the base number of responses is less than 10 during the period. % is calculated as Quantity/Base number*100

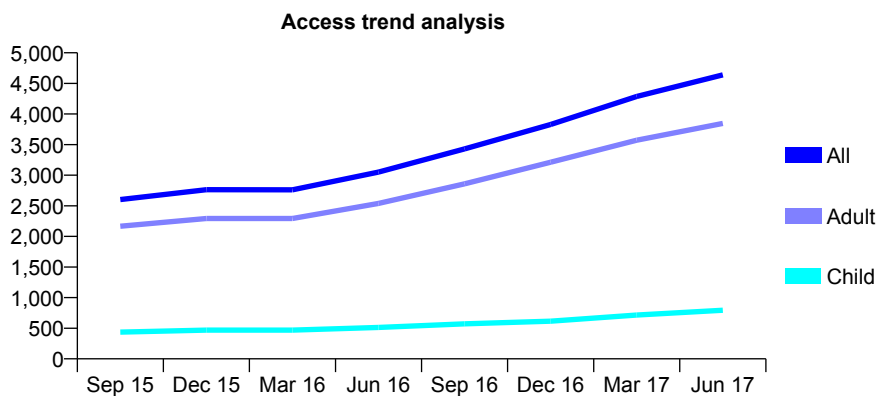
7A2 - Vital Signs At a Glance Contract Report for 282928/0001 - June 2017

Name or company name	MR JR HAYDEN
Contract type name	GDS Contract
Purpose of contract	General
Contract start date	14/02/2014
Contract end date	

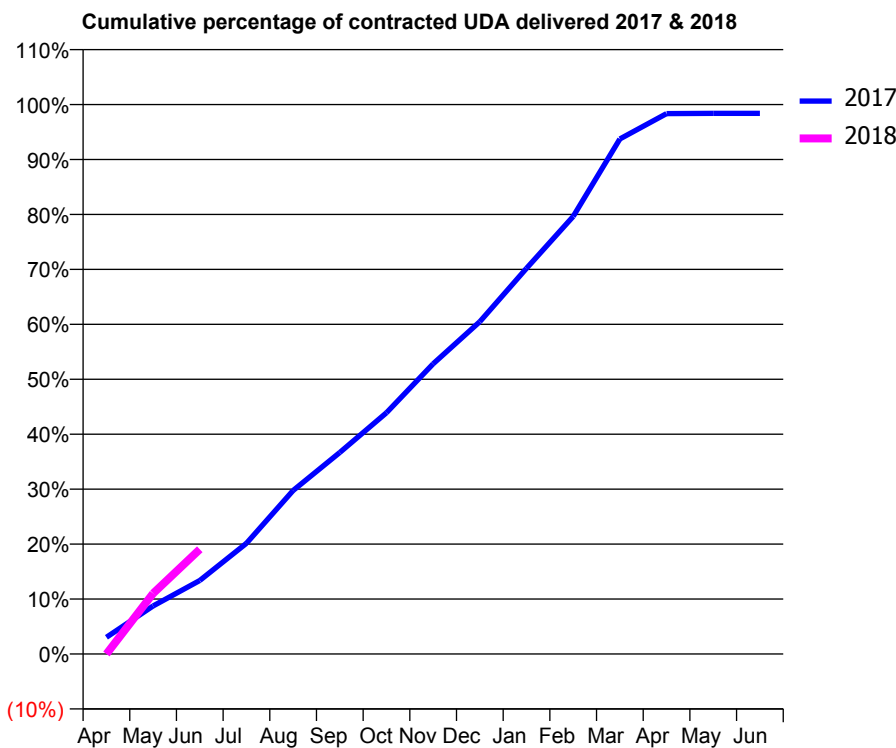
17/18 Contracted general activity (UDA)	14,676
Carry forward general activity (UDA)	0
17/18 Contracted orthodontic activity (UOA)	0
Carry forward orthodontic activity (UOA)	0
Baseline contract value	£368,168.19

ACCESS*

Patients seen in 24 months	Total	Change since previous quarter
Quarter ending June 2016	3,051	
Quarter ending September 2016	3,431	↑
Quarter ending December 2016	3,828	↑
Quarter ending March 2017	4,287	↑
Quarter ending June 2017	4,640	↑
Variance since June 2016	52.1%	↑



ACTIVITY



Month	Adjusted Scheduled Activity (UDA)	
	2017	2018
April	448	0
May	1,283	1,617
June	1,963	2,797
July	2,957	
August	4,368	
September	5,384	
October	6,445	
November	7,750	
December	8,876	
January	10,301	
February	11,688	
March	13,756	
April	14,432	
May	14,439	
June	14,441	

QUALITY

	Quantity	Base Number	Contract	LHB	Wales
% of FP17s for the same patient ID Re-attending within 3 months - Children	20	300	6.7%	7.6%	11.2%
% of FP17s for the same patient ID Re-attending within 3 months - Adults	236	1,471	16.0%	12.7%	16.4%
% of FP17s for the same patient ID Re-attending between 3 & 9 months - Children	130	300	43.3%	53.9%	58.1%
% of FP17s for the same patient ID Re-attending between 3 & 9 months - Adults	674	1,471	45.8%	51.4%	54.8%
% of FP17s for Band 1 Urgent Courses	330	1,473	22.4%	8.7%	9.2%
% of FP17s Relating to Free Repair or Replacements	12	1,473	0.8%	0.7%	0.8%
% of FP17s Relating to Continuations	11	1,473	0.7%	0.8%	0.9%
% of Patients satisfied with the dentistry they have received	50	54	92.6%	92.5%	92.1%
% of Patients satisfied with the time they had to wait for an appointment	48	54	88.9%	85.4%	87.5%

* This is based on patients treated on this contract for their most recent course of treatment. Figures in italics indicate the base number of FP17s or Patient Questionnaire responses are less than 100. N/A is shown where the base number of responses is less than 10 during the period. % is calculated as Quantity/Base number*100

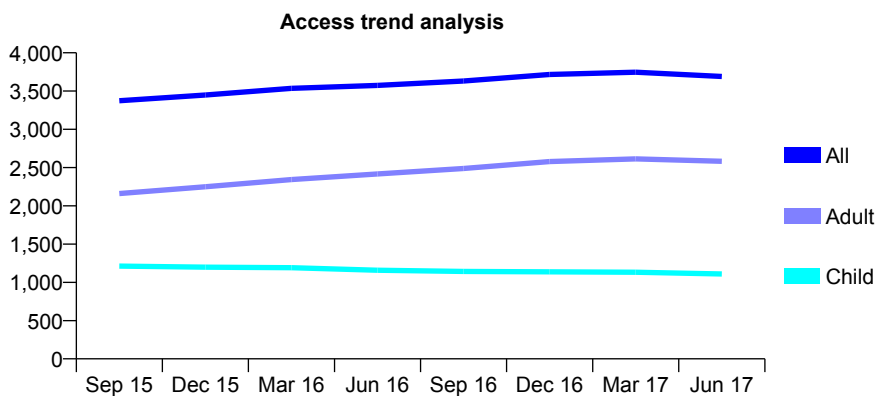
7A2 - Vital Signs At a Glance Contract Report for 573361/0001 - June 2017

Name or company name	MR D CLARKE
Contract type name	GDS Contract
Purpose of contract	General
Contract start date	01/04/2006
Contract end date	

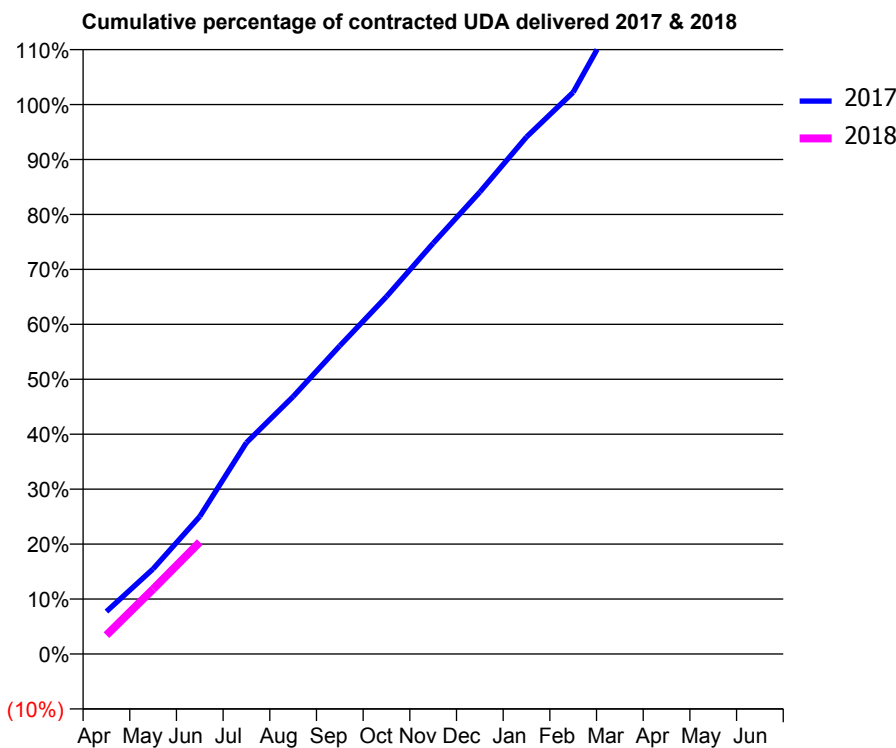
17/18 Contracted general activity (UDA)	9,242
Carry forward general activity (UDA)	0
17/18 Contracted orthodontic activity (UOA)	0
Carry forward orthodontic activity (UOA)	0
Baseline contract value	£307,070.38

ACCESS*

Patients seen in 24 months	Total	Change since previous quarter
Quarter ending June 2016	3,574	
Quarter ending September 2016	3,631	→
Quarter ending December 2016	3,716	↑
Quarter ending March 2017	3,746	→
Quarter ending June 2017	3,691	↓
Variance since June 2016	3.3%	↑



ACTIVITY



Month	Adjusted Scheduled Activity (UDA)	
	2017	2018
April	714	318
May	1,433	1,091
June	2,313	1,884
July	3,557	
August	4,329	
September	5,185	
October	6,012	
November	6,908	
December	7,769	
January	8,696	
February	9,447	
March	10,854	
April	11,255	
May	11,242	
June	11,248	

QUALITY

	Quantity	Base Number	Contract	LHB	Wales
% of FP17s for the same patient ID Re-attending within 3 months - Children	13	363	3.6%	7.6%	11.2%
% of FP17s for the same patient ID Re-attending within 3 months - Adults	82	632	13.0%	12.7%	16.4%
% of FP17s for the same patient ID Re-attending between 3 & 9 months - Children	202	363	55.6%	53.9%	58.1%
% of FP17s for the same patient ID Re-attending between 3 & 9 months - Adults	248	632	39.2%	51.4%	54.8%
% of FP17s for Band 1 Urgent Courses	113	847	13.3%	8.7%	9.2%
% of FP17s Relating to Free Repair or Replacements	0	847	0.0%	0.7%	0.8%
% of FP17s Relating to Continuations	1	847	0.1%	0.8%	0.9%
% of Patients satisfied with the dentistry they have received	24	26	92.3%	92.5%	92.1%
% of Patients satisfied with the time they had to wait for an appointment	20	26	76.9%	85.4%	87.5%

* This is based on patients treated on this contract for their most recent course of treatment. Figures in italics indicate the base number of FP17s or Patient Questionnaire responses are less than 100. N/A is shown where the base number of responses is less than 10 during the period. % is calculated as Quantity/Base number*100

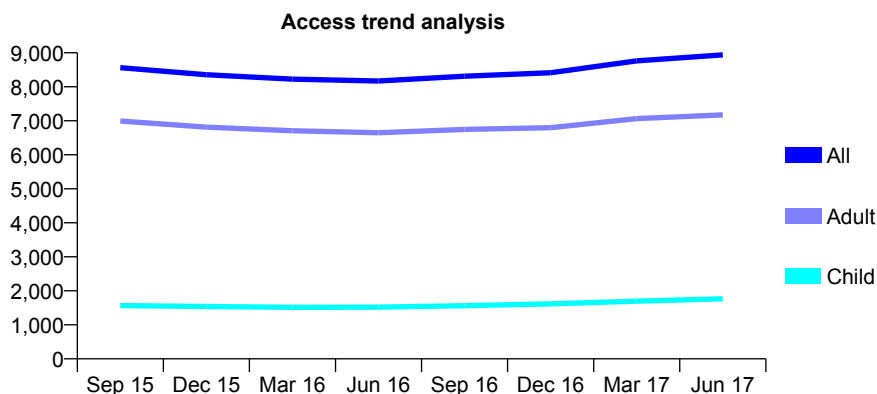
7A2 - Vital Signs At a Glance Contract Report for 648671/0001 - June 2017

Name or company name	MR AJ BEAZLEY
Contract type name	GDS Contract
Purpose of contract	General
Contract start date	01/04/2006
Contract end date	

17/18 Contracted general activity (UDA)	24,813
Carry forward general activity (UDA)	0
17/18 Contracted orthodontic activity (UOA)	0
Carry forward orthodontic activity (UOA)	0
Baseline contract value	£803,897.33

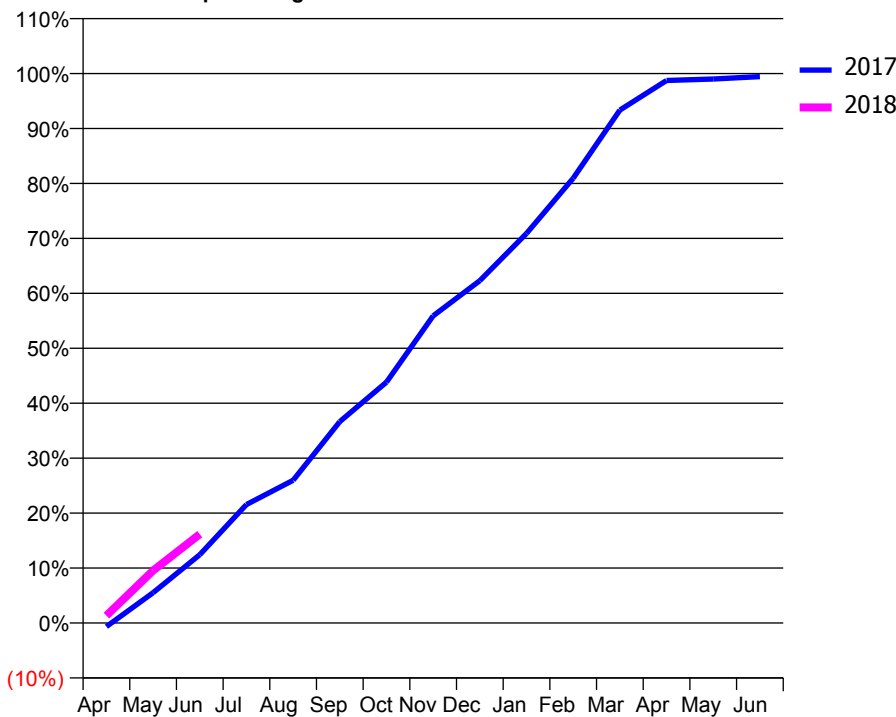
ACCESS*

Patients seen in 24 months	Total	Change since previous quarter
Quarter ending June 2016	8,170	
Quarter ending September 2016	8,310	→
Quarter ending December 2016	8,415	→
Quarter ending March 2017	8,761	↑
Quarter ending June 2017	8,941	↑
Variance since June 2016	9.4%	↑



ACTIVITY

Cumulative percentage of contracted UDA delivered 2017 & 2018



Adjusted Scheduled Activity (UDA)

Month	2017	2018
April	-165	332
May	1,367	2,366
June	3,087	4,015
July	5,353	
August	6,445	
September	9,093	
October	10,880	
November	13,869	
December	15,462	
January	17,592	
February	20,082	
March	23,162	
April	24,496	
May	24,564	
June	24,670	

QUALITY

	Quantity	Base Number	Contract	LHB	Wales
% of FP17s for the same patient ID Re-attending within 3 months - Children	35	557	6.3%	7.6%	11.2%
% of FP17s for the same patient ID Re-attending within 3 months - Adults	227	1,944	11.7%	12.7%	16.4%
% of FP17s for the same patient ID Re-attending between 3 & 9 months - Children	279	557	50.1%	53.9%	58.1%
% of FP17s for the same patient ID Re-attending between 3 & 9 months - Adults	891	1,944	45.8%	51.4%	54.8%
% of FP17s for Band 1 Urgent Courses	151	1,892	8.0%	8.7%	9.2%
% of FP17s Relating to Free Repair or Replacements	22	1,892	1.2%	0.7%	0.8%
% of FP17s Relating to Continuations	8	1,892	0.4%	0.8%	0.9%
% of Patients satisfied with the dentistry they have received	50	51	98.0%	92.5%	92.1%
% of Patients satisfied with the time they had to wait for an appointment	49	51	96.1%	85.4%	87.5%

* This is based on patients treated on this contract for their most recent course of treatment. Figures in italics indicate the base number of FP17s or Patient Questionnaire responses are less than 100. N/A is shown where the base number of responses is less than 10 during the period. % is calculated as Quantity/Base number*100

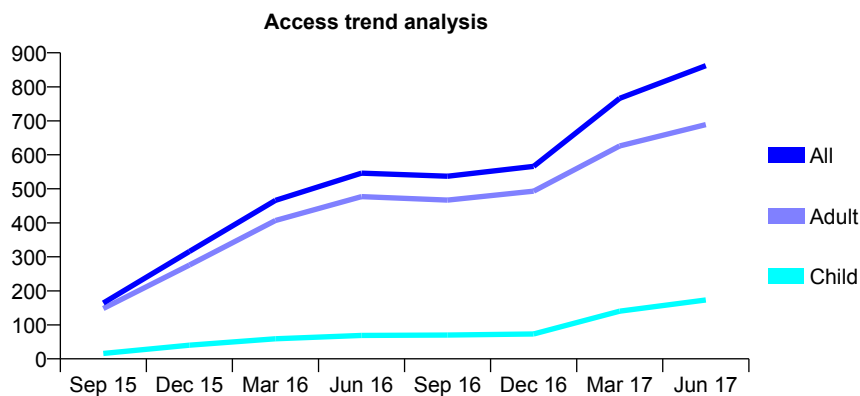
7A2 - Vital Signs At a Glance Contract Report for 648671/0005 - June 2017

Name or company name	MR AJ BEAZLEY
Contract type name	GDS Contract
Purpose of contract	General
Contract start date	01/05/2015
Contract end date	

17/18 Contracted general activity (UDA)	1,764
Carry forward general activity (UDA)	0
17/18 Contracted orthodontic activity (UOA)	0
Carry forward orthodontic activity (UOA)	0
Baseline contract value	£58,666.45

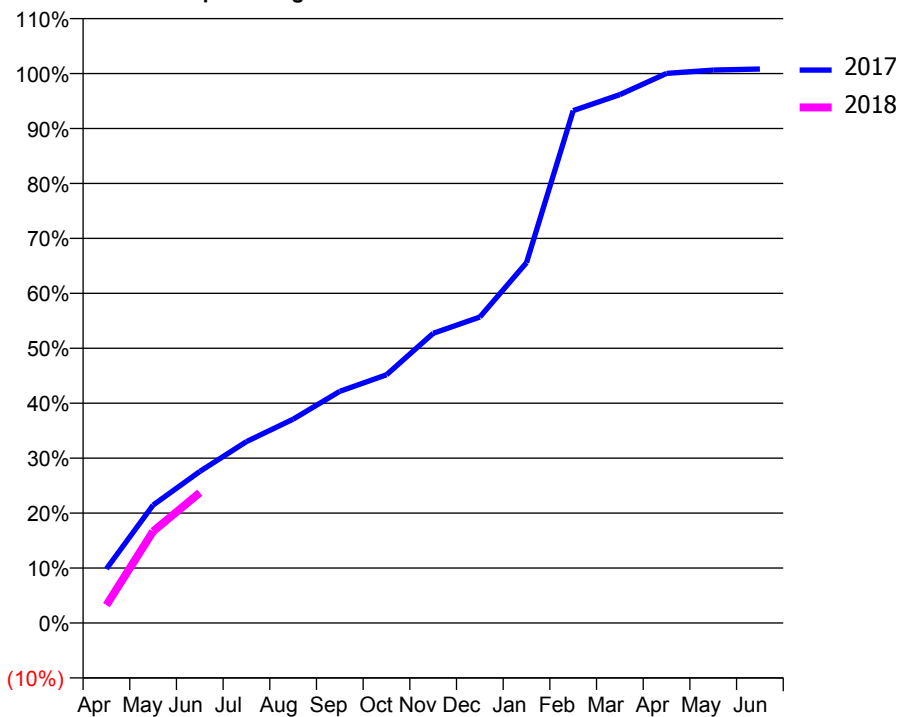
ACCESS*

Patients seen in 24 months	Total	Change since previous quarter
Quarter ending June 2016	546	
Quarter ending September 2016	537	↓
Quarter ending December 2016	566	↑
Quarter ending March 2017	766	↑
Quarter ending June 2017	862	↑
Variance since June 2016	57.9%	↑



ACTIVITY

Cumulative percentage of contracted UDA delivered 2017 & 2018



Adjusted Scheduled Activity (UDA)

Month	2017	2018
April	174	57
May	379	294
June	487	419
July	582	
August	654	
September	744	
October	797	
November	930	
December	982	
January	1,157	
February	1,645	
March	1,696	
April	1,764	
May	1,775	
June	1,778	

QUALITY

	Quantity	Base Number	Contract	LHB	Wales
% of FP17s for the same patient ID Re-attending within 3 months - Children	0	52	0.0%	7.6%	11.2%
% of FP17s for the same patient ID Re-attending within 3 months - Adults	8	165	4.8%	12.7%	16.4%
% of FP17s for the same patient ID Re-attending between 3 & 9 months - Children	0	52	0.0%	53.9%	58.1%
% of FP17s for the same patient ID Re-attending between 3 & 9 months - Adults	5	165	3.0%	51.4%	54.8%
% of FP17s for Band 1 Urgent Courses	78	190	41.1%	8.7%	9.2%
% of FP17s Relating to Free Repair or Replacements	0	190	0.0%	0.7%	0.8%
% of FP17s Relating to Continuations	0	190	0.0%	0.8%	0.9%
% of Patients satisfied with the dentistry they have received	2	2	N/A	92.5%	92.1%
% of Patients satisfied with the time they had to wait for an appointment	2	2	N/A	85.4%	87.5%

* This is based on patients treated on this contract for their most recent course of treatment. Figures in italics indicate the base number of FP17s or Patient Questionnaire responses are less than 100. N/A is shown where the base number of responses is less than 10 during the period. % is calculated as Quantity/Base number*100

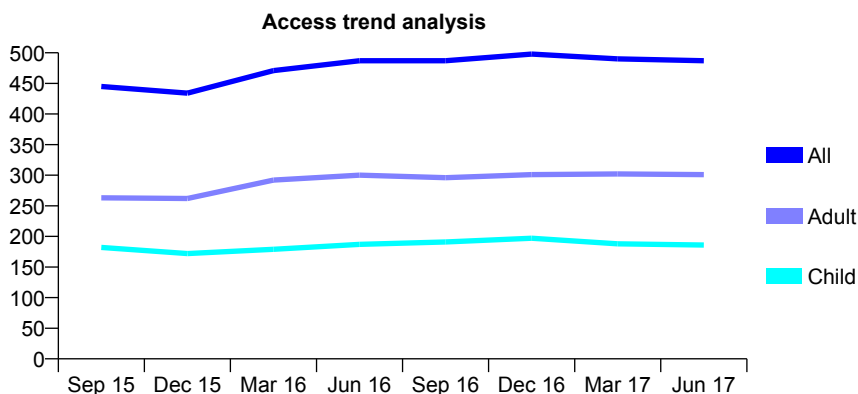
7A2 - Vital Signs At a Glance Contract Report for 722529/0001 - June 2017

Name or company name	MR G REES
Contract type name	GDS Contract
Purpose of contract	General
Contract start date	01/04/2006
Contract end date	

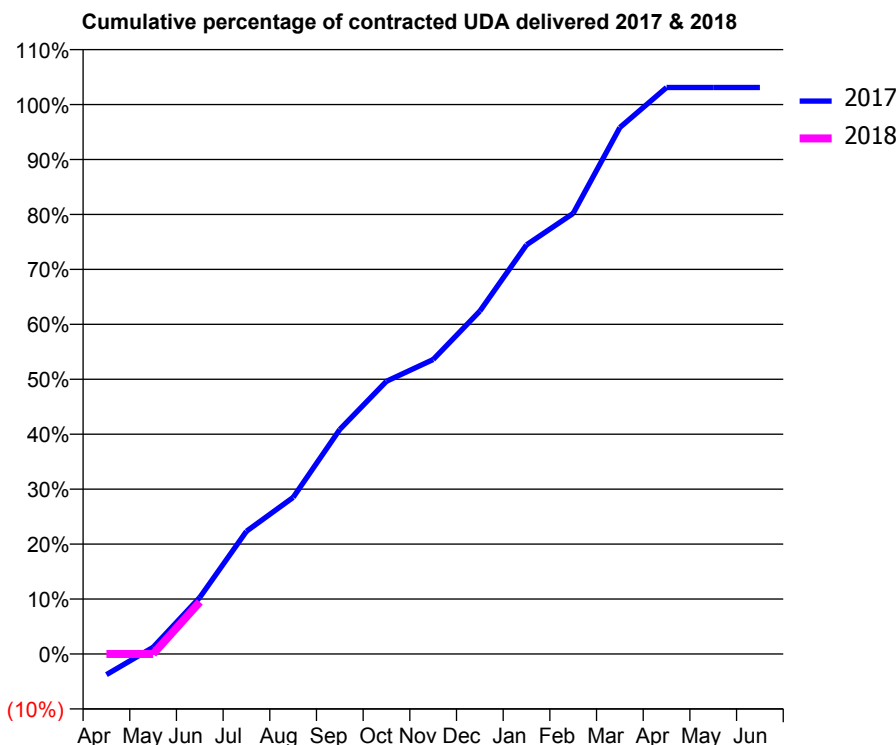
17/18 Contracted general activity (UDA)	1,057
Carry forward general activity (UDA)	0
17/18 Contracted orthodontic activity (UOA)	0
Carry forward orthodontic activity (UOA)	0
Baseline contract value	£25,158.20

ACCESS*

Patients seen in 24 months	Total	Change since previous quarter
Quarter ending June 2016	487	
Quarter ending September 2016	487	→
Quarter ending December 2016	498	↑
Quarter ending March 2017	490	↓
Quarter ending June 2017	487	→
Variance since June 2016	0.0%	→



ACTIVITY



Month	Adjusted Scheduled Activity (UDA)	
	2017	2018
April	-40	0
May	13	0
June	109	100
July	236	
August	301	
September	432	
October	525	
November	567	
December	660	
January	787	
February	848	
March	1,013	
April	1,090	
May	1,090	
June	1,090	

QUALITY

	Quantity	Base Number	Contract	LHB	Wales
% of FP17s for the same patient ID Re-attending within 3 months - Children	0	48	0.0%	7.6%	11.2%
% of FP17s for the same patient ID Re-attending within 3 months - Adults	1	50	2.0%	12.7%	16.4%
% of FP17s for the same patient ID Re-attending between 3 & 9 months - Children	20	48	41.7%	53.9%	58.1%
% of FP17s for the same patient ID Re-attending between 3 & 9 months - Adults	25	50	50.0%	51.4%	54.8%
% of FP17s for Band 1 Urgent Courses	1	63	1.6%	8.7%	9.2%
% of FP17s Relating to Free Repair or Replacements	0	63	0.0%	0.7%	0.8%
% of FP17s Relating to Continuations	0	63	0.0%	0.8%	0.9%
% of Patients satisfied with the dentistry they have received	1	1	N/A	92.5%	92.1%
% of Patients satisfied with the time they had to wait for an appointment	1	1	N/A	85.4%	87.5%

* This is based on patients treated on this contract for their most recent course of treatment. Figures in italics indicate the base number of FP17s or Patient Questionnaire responses are less than 100. N/A is shown where the base number of responses is less than 10 during the period. % is calculated as Quantity/Base number*100

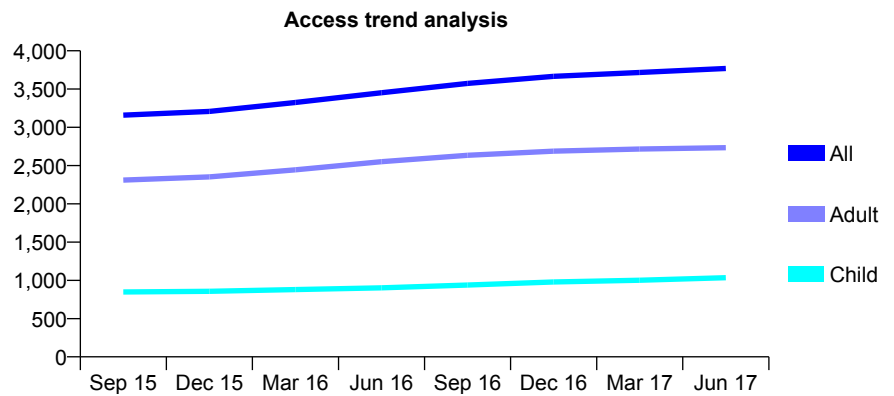
7A2 - Vital Signs At a Glance Contract Report for 819476/0001 - June 2017

Name or company name	MISS FL BEVAN
Contract type name	GDS Contract
Purpose of contract	General
Contract start date	01/04/2006
Contract end date	

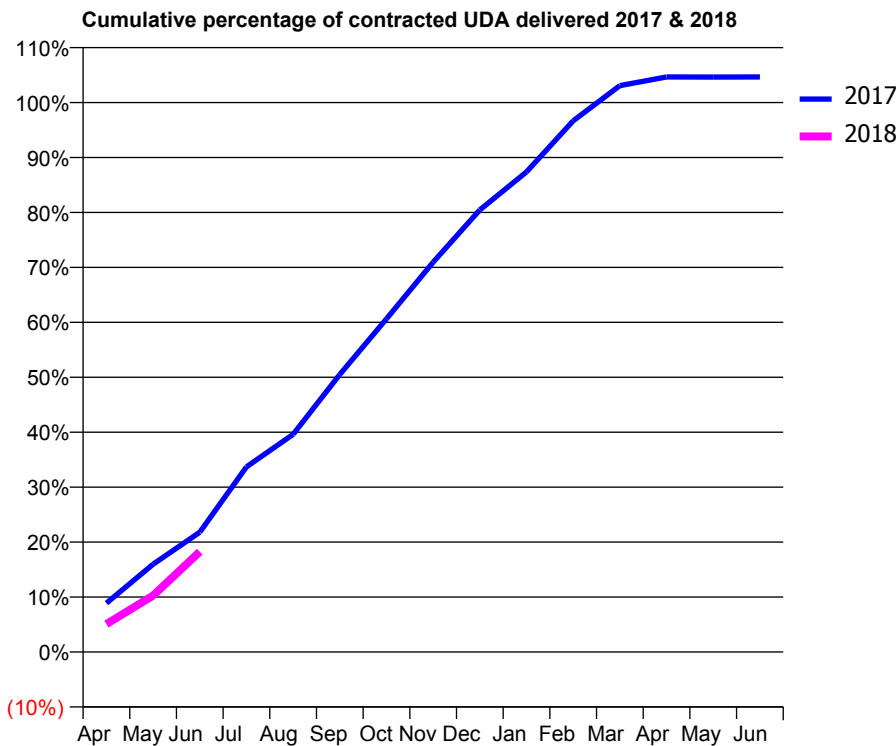
17/18 Contracted general activity (UDA)	8,043
Carry forward general activity (UDA)	0
17/18 Contracted orthodontic activity (UOA)	0
Carry forward orthodontic activity (UOA)	0
Baseline contract value	£225,368.70

ACCESS*

Patients seen in 24 months	Total	Change since previous quarter
Quarter ending June 2016	3,452	
Quarter ending September 2016	3,573	↑
Quarter ending December 2016	3,667	↑
Quarter ending March 2017	3,717	→
Quarter ending June 2017	3,769	→
Variance since June 2016	9.2%	↑



ACTIVITY



Month	Adjusted Scheduled Activity (UDA)	
	2017	2018
April	716	409
May	1,286	827
June	1,755	1,469
July	2,710	
August	3,185	
September	4,064	
October	4,877	
November	5,706	
December	6,471	
January	7,027	
February	7,775	
March	8,290	
April	8,417	
May	8,416	
June	8,418	

QUALITY

	Quantity	Base Number	Contract	LHB	Wales
% of FP17s for the same patient ID Re-attending within 3 months - Children	3	254	1.2%	7.6%	11.2%
% of FP17s for the same patient ID Re-attending within 3 months - Adults	54	635	8.5%	12.7%	16.4%
% of FP17s for the same patient ID Re-attending between 3 & 9 months - Children	144	254	56.7%	53.9%	58.1%
% of FP17s for the same patient ID Re-attending between 3 & 9 months - Adults	385	635	60.6%	51.4%	54.8%
% of FP17s for Band 1 Urgent Courses	83	814	10.2%	8.7%	9.2%
% of FP17s Relating to Free Repair or Replacements	0	814	0.0%	0.7%	0.8%
% of FP17s Relating to Continuations	0	814	0.0%	0.8%	0.9%
% of Patients satisfied with the dentistry they have received	21	22	95.5%	92.5%	92.1%
% of Patients satisfied with the time they had to wait for an appointment	17	22	77.3%	85.4%	87.5%

* This is based on patients treated on this contract for their most recent course of treatment. Figures in italics indicate the base number of FP17s or Patient Questionnaire responses are less than 100. N/A is shown where the base number of responses is less than 10 during the period. % is calculated as Quantity/Base number*100

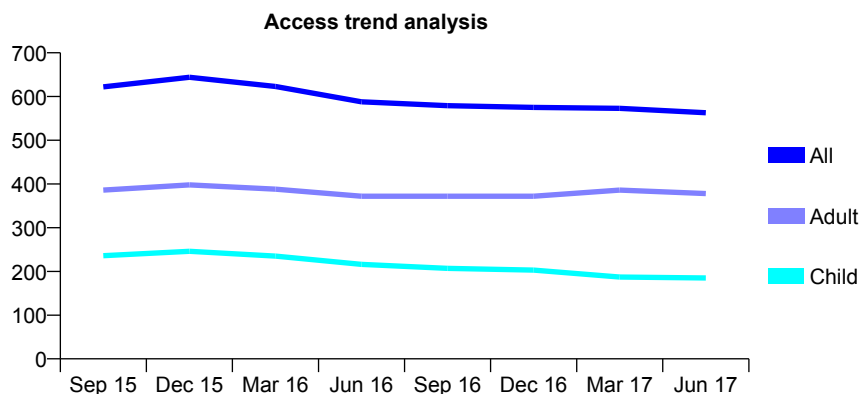
7A2 - Vital Signs At a Glance Contract Report for 819484/0001 - June 2017

Name or company name	MRS SP PHILLIPS
Contract type name	GDS Contract
Purpose of contract	General
Contract start date	01/04/2006
Contract end date	

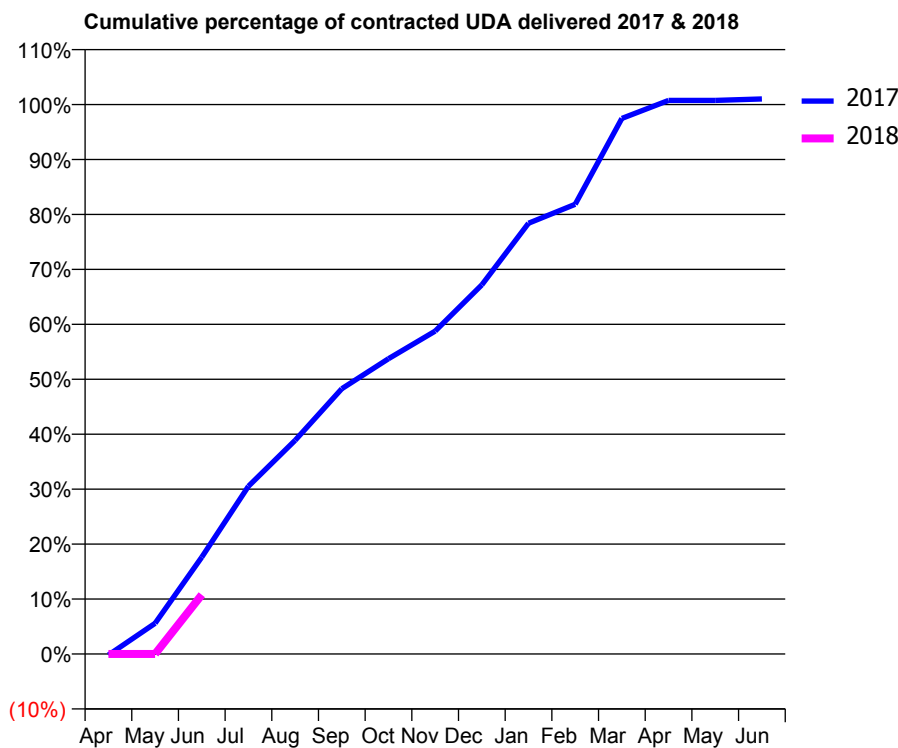
17/18 Contracted general activity (UDA)	1,414
Carry forward general activity (UDA)	0
17/18 Contracted orthodontic activity (UOA)	0
Carry forward orthodontic activity (UOA)	0
Baseline contract value	£32,977.90

ACCESS*

Patients seen in 24 months	Total	Change since previous quarter
Quarter ending June 2016	588	
Quarter ending September 2016	579	↓
Quarter ending December 2016	575	→
Quarter ending March 2017	573	→
Quarter ending June 2017	563	↓
Variance since June 2016	(4.3%)	↓



ACTIVITY



Month	Adjusted Scheduled Activity (UDA)	
	2017	2018
April	-3	0
May	79	0
June	249	152
July	432	
August	550	
September	683	
October	760	
November	831	
December	950	
January	1,109	
February	1,157	
March	1,378	
April	1,424	
May	1,424	
June	1,428	

QUALITY

	Quantity	Base Number	Contract	LHB	Wales
% of FP17s for the same patient ID Re-attending within 3 months - Children	2	46	4.3%	7.6%	11.2%
% of FP17s for the same patient ID Re-attending within 3 months - Adults	13	79	16.5%	12.7%	16.4%
% of FP17s for the same patient ID Re-attending between 3 & 9 months - Children	28	46	60.9%	53.9%	58.1%
% of FP17s for the same patient ID Re-attending between 3 & 9 months - Adults	40	79	50.6%	51.4%	54.8%
% of FP17s for Band 1 Urgent Courses	12	100	12.0%	8.7%	9.2%
% of FP17s Relating to Free Repair or Replacements	0	100	0.0%	0.7%	0.8%
% of FP17s Relating to Continuations	0	100	0.0%	0.8%	0.9%
% of Patients satisfied with the dentistry they have received	2	2	N/A	92.5%	92.1%
% of Patients satisfied with the time they had to wait for an appointment	2	2	N/A	85.4%	87.5%

* This is based on patients treated on this contract for their most recent course of treatment. Figures in italics indicate the base number of FP17s or Patient Questionnaire responses are less than 100. N/A is shown where the base number of responses is less than 10 during the period. % is calculated as Quantity/Base number*100

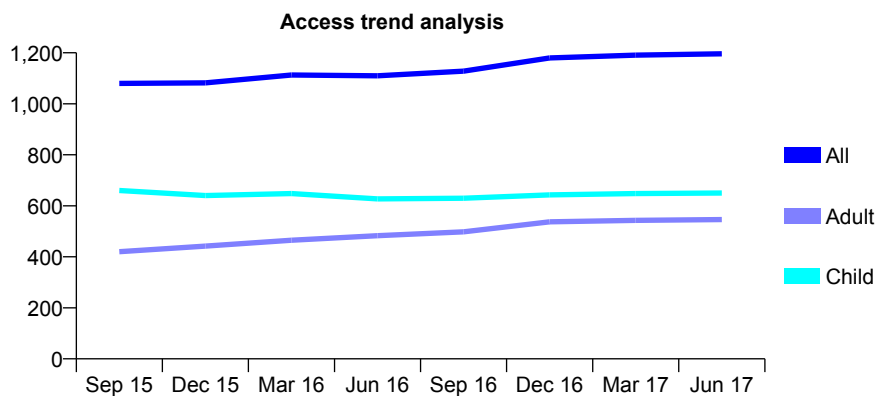
7A2 - Vital Signs At a Glance Contract Report for 825190/0001 - June 2017

Name or company name	MR NS WATTS
Contract type name	GDS Contract
Purpose of contract	General
Contract start date	01/04/2006
Contract end date	

17/18 Contracted general activity (UDA)	2,473
Carry forward general activity (UDA)	0
17/18 Contracted orthodontic activity (UOA)	0
Carry forward orthodontic activity (UOA)	0
Baseline contract value	£70,541.19

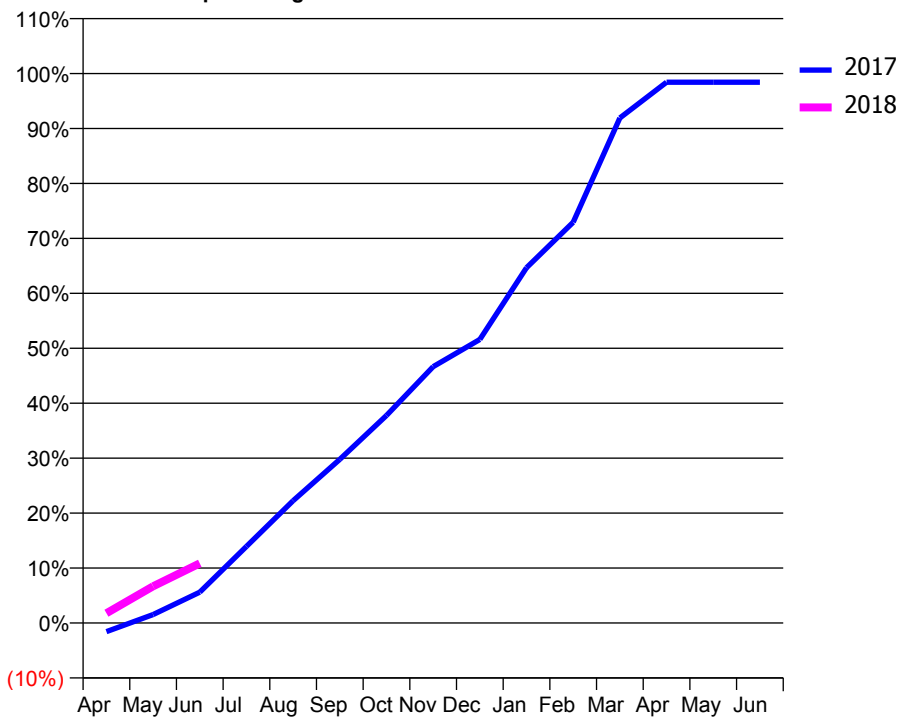
ACCESS*

Patients seen in 24 months	Total	Change since previous quarter
Quarter ending June 2016	1,110	
Quarter ending September 2016	1,128	→
Quarter ending December 2016	1,180	↑
Quarter ending March 2017	1,191	→
Quarter ending June 2017	1,196	→
Variance since June 2016	7.7%	↑



ACTIVITY

Cumulative percentage of contracted UDA delivered 2017 & 2018



Adjusted Scheduled Activity (UDA)

Month	2017	2018
April	-39	44
May	38	165
June	139	268
July	345	
August	550	
September	736	
October	934	
November	1,154	
December	1,276	
January	1,599	
February	1,804	
March	2,273	
April	2,434	
May	2,434	
June	2,434	

QUALITY

	Quantity	Base Number	Contract	LHB	Wales
% of FP17s for the same patient ID Re-attending within 3 months - Children	21	173	12.1%	7.6%	11.2%
% of FP17s for the same patient ID Re-attending within 3 months - Adults	10	96	10.4%	12.7%	16.4%
% of FP17s for the same patient ID Re-attending between 3 & 9 months - Children	98	173	56.6%	53.9%	58.1%
% of FP17s for the same patient ID Re-attending between 3 & 9 months - Adults	33	96	34.4%	51.4%	54.8%
% of FP17s for Band 1 Urgent Courses	32	176	18.2%	8.7%	9.2%
% of FP17s Relating to Free Repair or Replacements	0	176	0.0%	0.7%	0.8%
% of FP17s Relating to Continuations	0	176	0.0%	0.8%	0.9%
% of Patients satisfied with the dentistry they have received	1	1	N/A	92.5%	92.1%
% of Patients satisfied with the time they had to wait for an appointment	1	1	N/A	85.4%	87.5%

* This is based on patients treated on this contract for their most recent course of treatment. Figures in italics indicate the base number of FP17s or Patient Questionnaire responses are less than 100. N/A is shown where the base number of responses is less than 10 during the period. % is calculated as Quantity/Base number*100

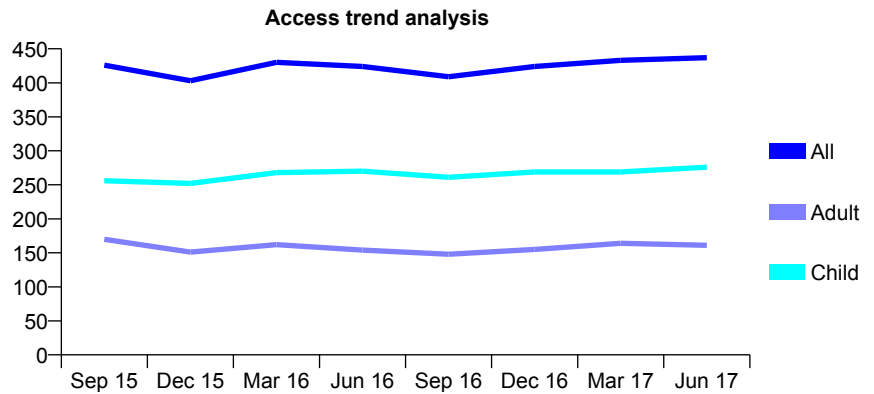
7A2 - Vital Signs At a Glance Contract Report for 846864/0001 - June 2017

Name or company name	MR AJ BHATTACHERJEE
Contract type name	GDS Contract
Purpose of contract	General
Contract start date	01/04/2006
Contract end date	

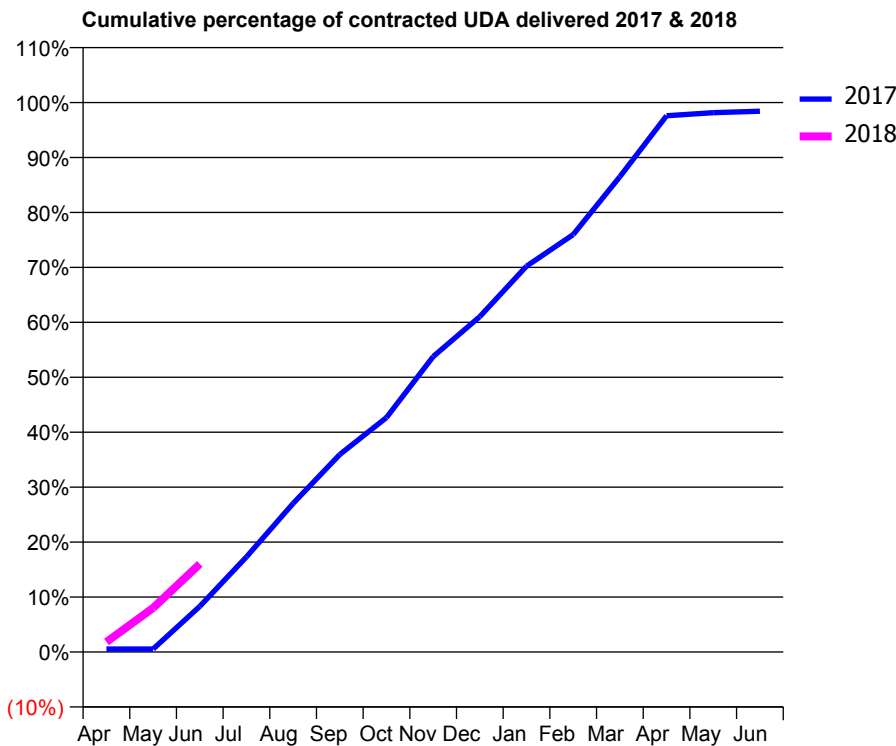
17/18 Contracted general activity (UDA)	1,100
Carry forward general activity (UDA)	0
17/18 Contracted orthodontic activity (UOA)	0
Carry forward orthodontic activity (UOA)	0
Baseline contract value	£26,856.32

ACCESS*

Patients seen in 24 months	Total	Change since previous quarter
Quarter ending June 2016	424	
Quarter ending September 2016	409	↓
Quarter ending December 2016	424	↑
Quarter ending March 2017	433	↑
Quarter ending June 2017	437	→
Variance since June 2016	3.1%	↑



ACTIVITY



Month	Adjusted Scheduled Activity (UDA)	
	2017	2018
April	6	20
May	6	88
June	91	176
July	190	
August	297	
September	395	
October	469	
November	591	
December	671	
January	772	
February	836	
March	952	
April	1,074	
May	1,080	
June	1,083	

QUALITY

	Quantity	Base Number	Contract	LHB	Wales
% of FP17s for the same patient ID Re-attending within 3 months - Children	2	118	1.7%	7.6%	11.2%
% of FP17s for the same patient ID Re-attending within 3 months - Adults	5	57	8.8%	12.7%	16.4%
% of FP17s for the same patient ID Re-attending between 3 & 9 months - Children	73	118	61.9%	53.9%	58.1%
% of FP17s for the same patient ID Re-attending between 3 & 9 months - Adults	27	57	47.4%	51.4%	54.8%
% of FP17s for Band 1 Urgent Courses	1	116	0.9%	8.7%	9.2%
% of FP17s Relating to Free Repair or Replacements	0	116	0.0%	0.7%	0.8%
% of FP17s Relating to Continuations	1	116	0.9%	0.8%	0.9%
% of Patients satisfied with the dentistry they have received	11	12	91.7%	92.5%	92.1%
% of Patients satisfied with the time they had to wait for an appointment	10	12	83.3%	85.4%	87.5%

* This is based on patients treated on this contract for their most recent course of treatment. Figures in italics indicate the base number of FP17s or Patient Questionnaire responses are less than 100. N/A is shown where the base number of responses is less than 10 during the period. % is calculated as Quantity/Base number*100

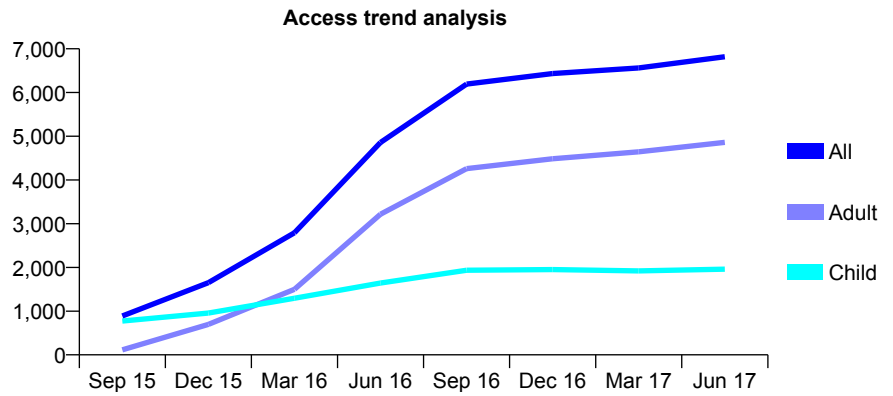
7A2 - Vital Signs At a Glance Contract Report for 852546/0001 - June 2017

Name or company name	MR P LEGHAEI
Contract type name	GDS Contract
Purpose of contract	General
Contract start date	01/04/2006
Contract end date	

17/18 Contracted general activity (UDA)	15,116
Carry forward general activity (UDA)	0
17/18 Contracted orthodontic activity (UOA)	0
Carry forward orthodontic activity (UOA)	0
Baseline contract value	£377,681.32

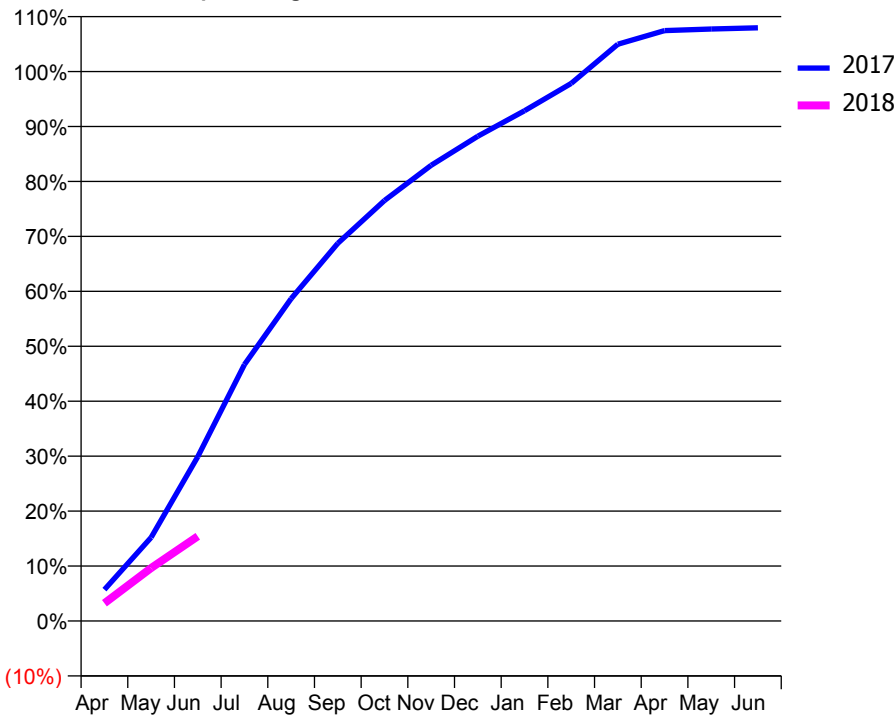
ACCESS*

Patients seen in 24 months	Total	Change since previous quarter
Quarter ending June 2016	4,858	
Quarter ending September 2016	6,194	↑
Quarter ending December 2016	6,435	↑
Quarter ending March 2017	6,562	→
Quarter ending June 2017	6,820	↑
Variance since June 2016	40.4%	↑



ACTIVITY

Cumulative percentage of contracted UDA delivered 2017 & 2018



Month	Adjusted Scheduled Activity (UDA)	
	2017	2018
April	864	488
May	2,299	1,459
June	4,522	2,332
July	7,056	
August	8,869	
September	10,391	
October	11,567	
November	12,537	
December	13,335	
January	14,035	
February	14,790	
March	15,867	
April	16,241	
May	16,285	
June	16,316	

QUALITY

	Quantity	Base Number	Contract	LHB	Wales
% of FP17s for the same patient ID Re-attending within 3 months - Children	10	450	2.2%	7.6%	11.2%
% of FP17s for the same patient ID Re-attending within 3 months - Adults	94	1,193	7.9%	12.7%	16.4%
% of FP17s for the same patient ID Re-attending between 3 & 9 months - Children	79	450	17.6%	53.9%	58.1%
% of FP17s for the same patient ID Re-attending between 3 & 9 months - Adults	230	1,193	19.3%	51.4%	54.8%
% of FP17s for Band 1 Urgent Courses	259	1,464	17.7%	8.7%	9.2%
% of FP17s Relating to Free Repair or Replacements	10	1,464	0.7%	0.7%	0.8%
% of FP17s Relating to Continuations	7	1,464	0.5%	0.8%	0.9%
% of Patients satisfied with the dentistry they have received	62	66	93.9%	92.5%	92.1%
% of Patients satisfied with the time they had to wait for an appointment	57	66	86.4%	85.4%	87.5%

* This is based on patients treated on this contract for their most recent course of treatment. Figures in italics indicate the base number of FP17s or Patient Questionnaire responses are less than 100. N/A is shown where the base number of responses is less than 10 during the period. % is calculated as Quantity/Base number*100

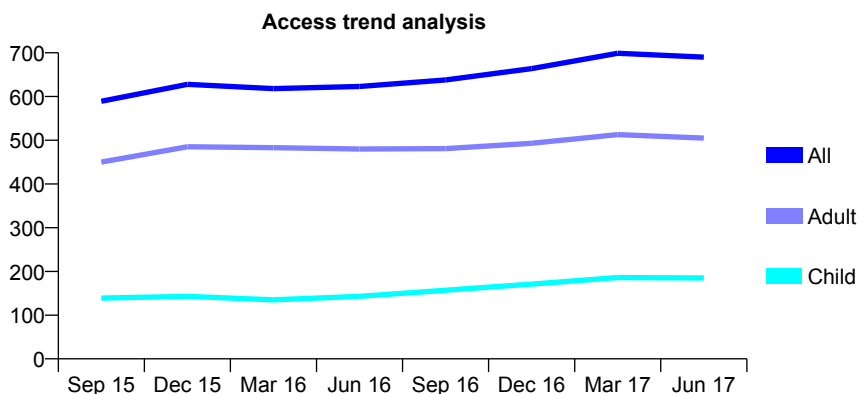
7A2 - Vital Signs At a Glance Contract Report for 857882/0001 - June 2017

Name or company name	MISS DB MOTHIBI
Contract type name	GDS Contract
Purpose of contract	General
Contract start date	28/01/2009
Contract end date	

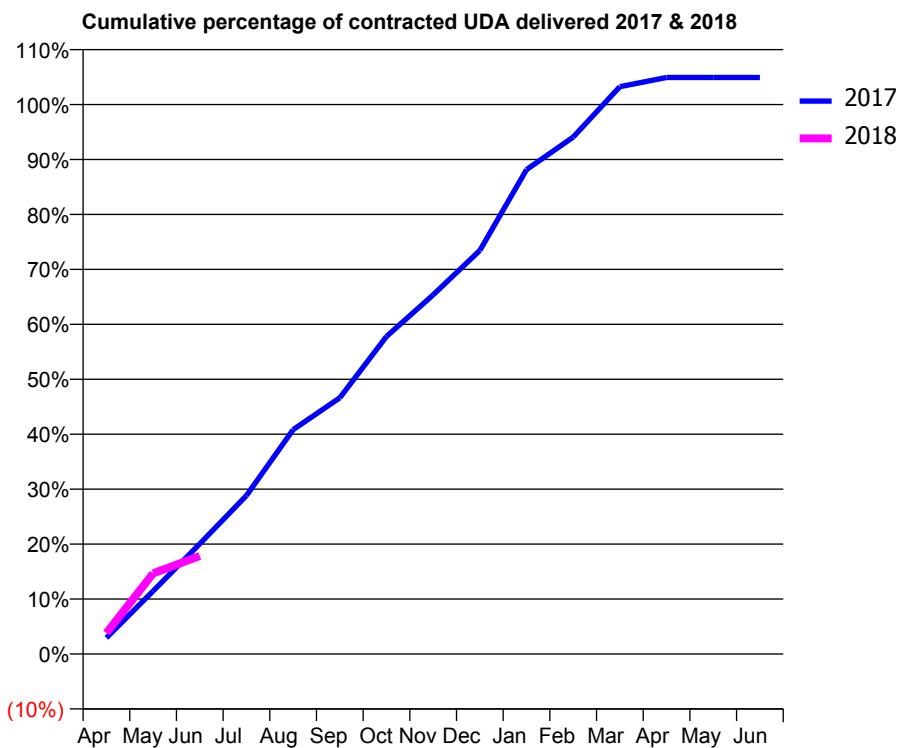
17/18 Contracted general activity (UDA)	1,526
Carry forward general activity (UDA)	0
17/18 Contracted orthodontic activity (UOA)	0
Carry forward orthodontic activity (UOA)	0
Baseline contract value	£42,754.15

ACCESS*

Patients seen in 24 months	Total	Change since previous quarter
Quarter ending June 2016	623	
Quarter ending September 2016	638	↑
Quarter ending December 2016	664	↑
Quarter ending March 2017	699	↑
Quarter ending June 2017	690	↓
Variance since June 2016	10.8%	↑



ACTIVITY



Month	Adjusted Scheduled Activity (UDA)	
	2017	2018
April	45	58
May	175	224
June	306	272
July	440	
August	623	
September	711	
October	882	
November	997	
December	1,121	
January	1,345	
February	1,436	
March	1,575	
April	1,601	
May	1,601	
June	1,601	

QUALITY

	Quantity	Base Number	Contract	LHB	Wales
% of FP17s for the same patient ID Re-attending within 3 months - Children	1	50	2.0%	7.6%	11.2%
% of FP17s for the same patient ID Re-attending within 3 months - Adults	11	133	8.3%	12.7%	16.4%
% of FP17s for the same patient ID Re-attending between 3 & 9 months - Children	19	50	38.0%	53.9%	58.1%
% of FP17s for the same patient ID Re-attending between 3 & 9 months - Adults	59	133	44.4%	51.4%	54.8%
% of FP17s for Band 1 Urgent Courses	30	163	18.4%	8.7%	9.2%
% of FP17s Relating to Free Repair or Replacements	0	163	0.0%	0.7%	0.8%
% of FP17s Relating to Continuations	0	163	0.0%	0.8%	0.9%
% of Patients satisfied with the dentistry they have received	7	7	N/A	92.5%	92.1%
% of Patients satisfied with the time they had to wait for an appointment	7	7	N/A	85.4%	87.5%

* This is based on patients treated on this contract for their most recent course of treatment. Figures in italics indicate the base number of FP17s or Patient Questionnaire responses are less than 100. N/A is shown where the base number of responses is less than 10 during the period. % is calculated as Quantity/Base number*100

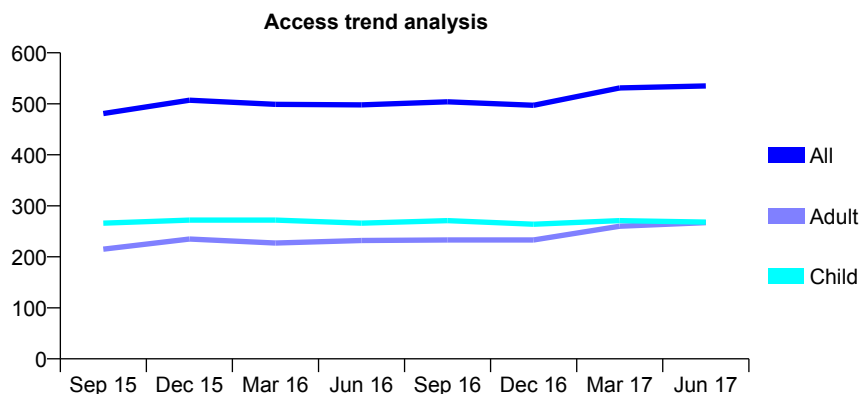
7A2 - Vital Signs At a Glance Contract Report for 905488/0001 - June 2017

Name or company name	MR DM REES
Contract type name	GDS Contract
Purpose of contract	General
Contract start date	01/04/2006
Contract end date	

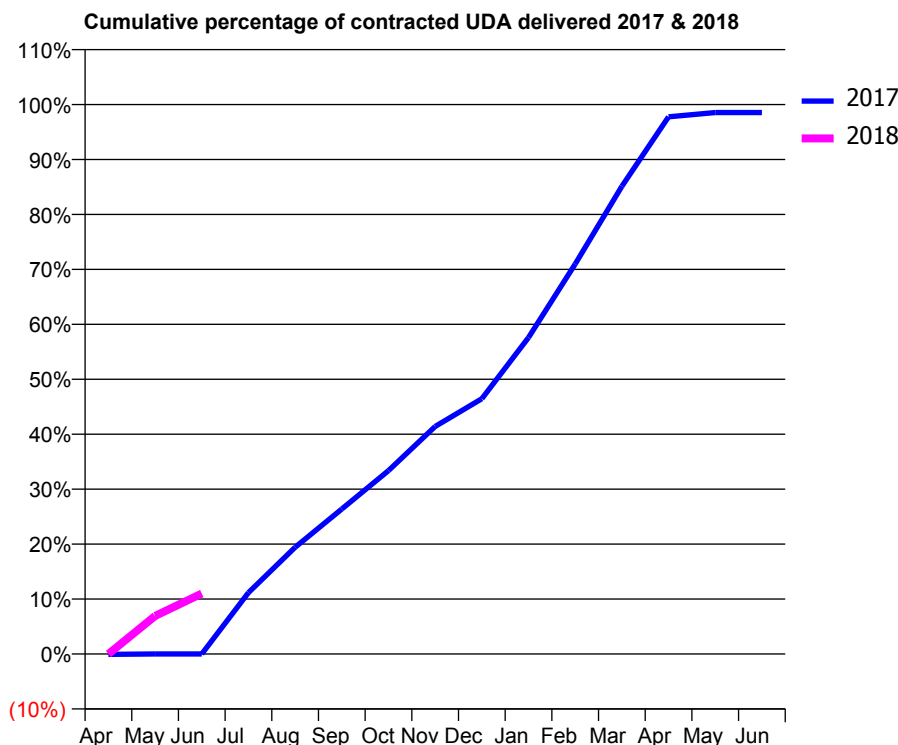
17/18 Contracted general activity (UDA)	1,032
Carry forward general activity (UDA)	0
17/18 Contracted orthodontic activity (UOA)	0
Carry forward orthodontic activity (UOA)	0
Baseline contract value	£28,913.97

ACCESS*

Patients seen in 24 months	Total	Change since previous quarter
Quarter ending June 2016	498	
Quarter ending September 2016	504	→
Quarter ending December 2016	497	↓
Quarter ending March 2017	531	↑
Quarter ending June 2017	535	→
Variance since June 2016	7.4%	↑



ACTIVITY



Month	Adjusted Scheduled Activity (UDA)	
	2017	2018
April	-1	0
May	0	71
June	0	114
July	115	
August	200	
September	272	
October	344	
November	427	
December	479	
January	594	
February	732	
March	878	
April	1,009	
May	1,017	
June	1,017	

QUALITY

	Quantity	Base Number	Contract	LHB	Wales
% of FP17s for the same patient ID Re-attending within 3 months - Children	3	68	4.4%	7.6%	11.2%
% of FP17s for the same patient ID Re-attending within 3 months - Adults	11	68	16.2%	12.7%	16.4%
% of FP17s for the same patient ID Re-attending between 3 & 9 months - Children	46	68	67.6%	53.9%	58.1%
% of FP17s for the same patient ID Re-attending between 3 & 9 months - Adults	22	68	32.4%	51.4%	54.8%
% of FP17s for Band 1 Urgent Courses	2	67	3.0%	8.7%	9.2%
% of FP17s Relating to Free Repair or Replacements	0	67	0.0%	0.7%	0.8%
% of FP17s Relating to Continuations	0	67	0.0%	0.8%	0.9%
% of Patients satisfied with the dentistry they have received	6	6	N/A	92.5%	92.1%
% of Patients satisfied with the time they had to wait for an appointment	5	6	N/A	85.4%	87.5%

* This is based on patients treated on this contract for their most recent course of treatment. Figures in italics indicate the base number of FP17s or Patient Questionnaire responses are less than 100. N/A is shown where the base number of responses is less than 10 during the period. % is calculated as Quantity/Base number*100

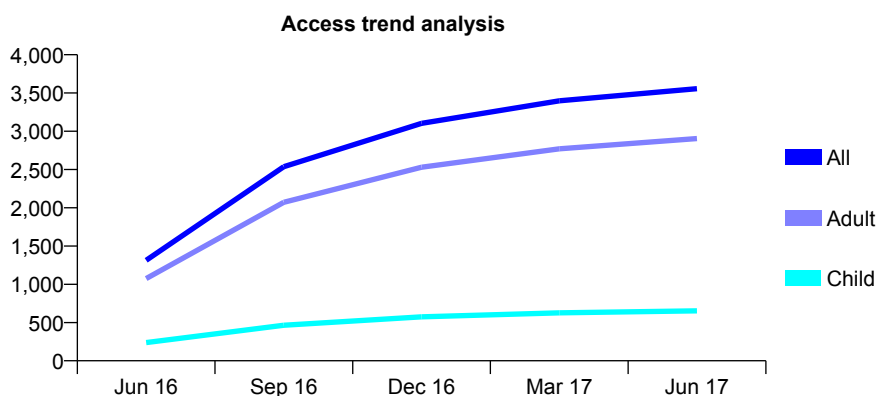
7A3 - Vital Signs At a Glance Contract Report for 100119/0000 - June 2017

Name or company name	Andrew Williams
Contract type name	GDS Contract
Purpose of contract	General
Contract start date	07/04/2016
Contract end date	

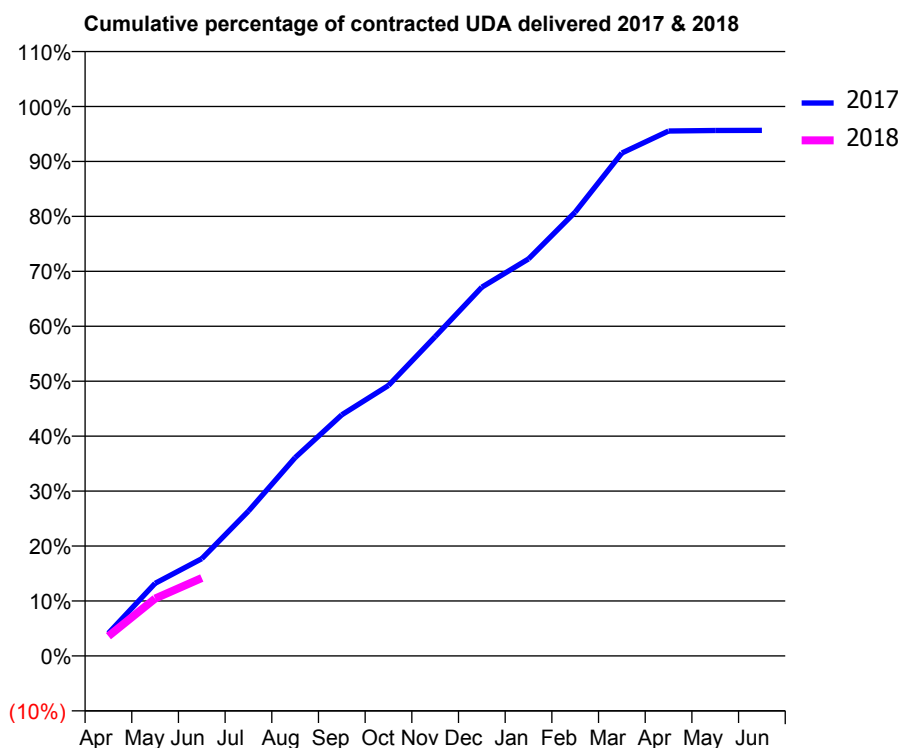
17/18 Contracted general activity (UDA)	12,135
Carry forward general activity (UDA)	0
17/18 Contracted orthodontic activity (UOA)	0
Carry forward orthodontic activity (UOA)	0
Baseline contract value	£270,973.64

ACCESS*

Patients seen in 24 months	Total	Change since previous quarter
Quarter ending June 2016	1,313	
Quarter ending September 2016	2,537	↑
Quarter ending December 2016	3,104	↑
Quarter ending March 2017	3,397	↑
Quarter ending June 2017	3,556	↑
Variance since June 2016	170.8%	↑



ACTIVITY



Month	Adjusted Scheduled Activity (UDA)	
	2017	2018
April	494	436
May	1,577	1,267
June	2,114	1,721
July	3,147	
August	4,306	
September	5,236	
October	5,875	
November	6,935	
December	8,008	
January	8,623	
February	9,639	
March	10,922	
April	11,398	
May	11,412	
June	11,413	

QUALITY

	Quantity	Base Number	Contract	LHB	Wales
% of FP17s for the same patient ID Re-attending within 3 months - Children	14	190	7.4%	9.9%	11.2%
% of FP17s for the same patient ID Re-attending within 3 months - Adults	129	980	13.2%	14.9%	16.4%
% of FP17s for the same patient ID Re-attending between 3 & 9 months - Children	117	190	61.6%	53.1%	58.1%
% of FP17s for the same patient ID Re-attending between 3 & 9 months - Adults	619	980	63.2%	51.0%	54.8%
% of FP17s for Band 1 Urgent Courses	42	928	4.5%	9.4%	9.2%
% of FP17s Relating to Free Repair or Replacements	11	928	1.2%	0.8%	0.8%
% of FP17s Relating to Continuations	16	928	1.7%	0.7%	0.9%
% of Patients satisfied with the dentistry they have received	14	14	100.0%	93.5%	92.1%
% of Patients satisfied with the time they had to wait for an appointment	12	14	85.7%	88.0%	87.5%

* This is based on patients treated on this contract for their most recent course of treatment. Figures in italics indicate the base number of FP17s or Patient Questionnaire responses are less than 100. N/A is shown where the base number of responses is less than 10 during the period. % is calculated as Quantity/Base number*100

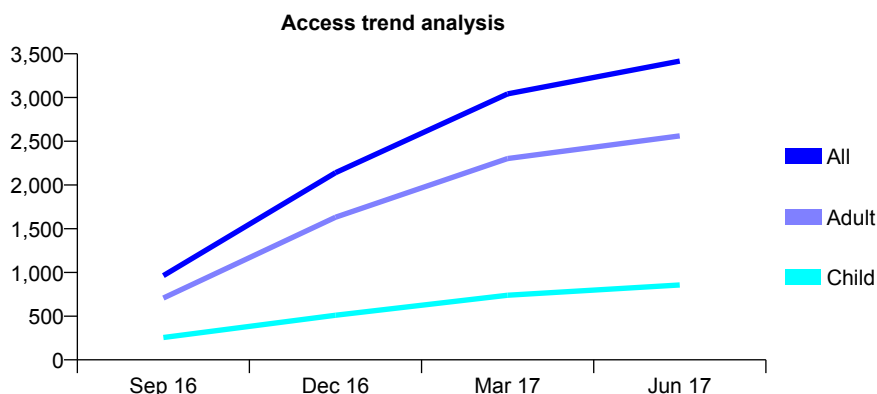
7A3 - Vital Signs At a Glance Contract Report for 100189/0000 - June 2017

Name or company name	Townhill Dental Surgery
Contract type name	GDS Contract
Purpose of contract	General
Contract start date	24/05/2016
Contract end date	

17/18 Contracted general activity (UDA)	14,100
Carry forward general activity (UDA)	0
17/18 Contracted orthodontic activity (UOA)	0
Carry forward orthodontic activity (UOA)	0
Baseline contract value	£350,624.20

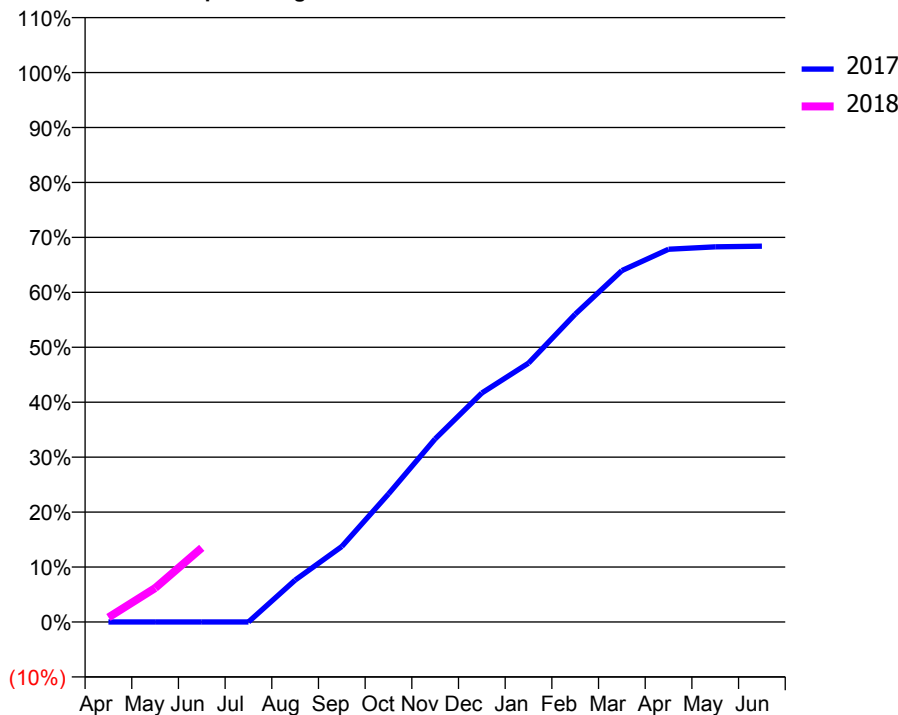
ACCESS*

Patients seen in 24 months	Total	Change since previous quarter
Quarter ending June 2016	0	
Quarter ending September 2016	963	↑
Quarter ending December 2016	2,141	↑
Quarter ending March 2017	3,041	↑
Quarter ending June 2017	3,417	↑
Variance since June 2016	N/A	



ACTIVITY

Cumulative percentage of contracted UDA delivered 2017 & 2018



Adjusted Scheduled Activity (UDA)

Month	2017	2018
April	0	117
May	0	872
June	0	1,905
July	0	
August	919	
September	1,657	
October	2,808	
November	4,017	
December	5,024	
January	5,679	
February	6,753	
March	7,709	
April	8,178	
May	8,229	
June	8,244	

QUALITY

	Quantity	Base Number	Contract	LHB	Wales
% of FP17s for the same patient ID Re-attending within 3 months - Children	30	305	9.8%	9.9%	11.2%
% of FP17s for the same patient ID Re-attending within 3 months - Adults	202	968	20.9%	14.9%	16.4%
% of FP17s for the same patient ID Re-attending between 3 & 9 months - Children	101	305	33.1%	53.1%	58.1%
% of FP17s for the same patient ID Re-attending between 3 & 9 months - Adults	407	968	42.0%	51.0%	54.8%
% of FP17s for Band 1 Urgent Courses	173	979	17.7%	9.4%	9.2%
% of FP17s Relating to Free Repair or Replacements	17	979	1.7%	0.8%	0.8%
% of FP17s Relating to Continuations	15	979	1.5%	0.7%	0.9%
% of Patients satisfied with the dentistry they have received	13	16	81.3%	93.5%	92.1%
% of Patients satisfied with the time they had to wait for an appointment	12	16	75.0%	88.0%	87.5%

* This is based on patients treated on this contract for their most recent course of treatment. Figures in italics indicate the base number of FP17s or Patient Questionnaire responses are less than 100. N/A is shown where the base number of responses is less than 10 during the period. % is calculated as Quantity/Base number*100

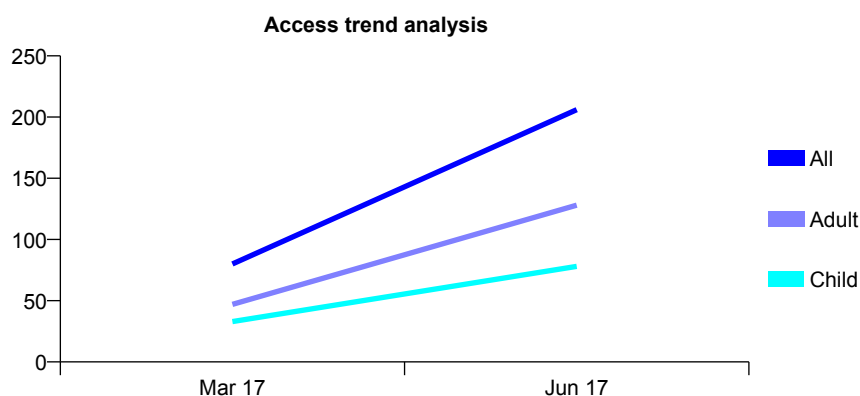
7A3 - Vital Signs At a Glance Contract Report for 100279/0000 - June 2017

Name or company name	Cymmer Dental Practice
Contract type name	GDS Contract
Purpose of contract	General
Contract start date	31/01/2017
Contract end date	

17/18 Contracted general activity (UDA)	4,000
Carry forward general activity (UDA)	0
17/18 Contracted orthodontic activity (UOA)	0
Carry forward orthodontic activity (UOA)	0
Baseline contract value	£91,296.00

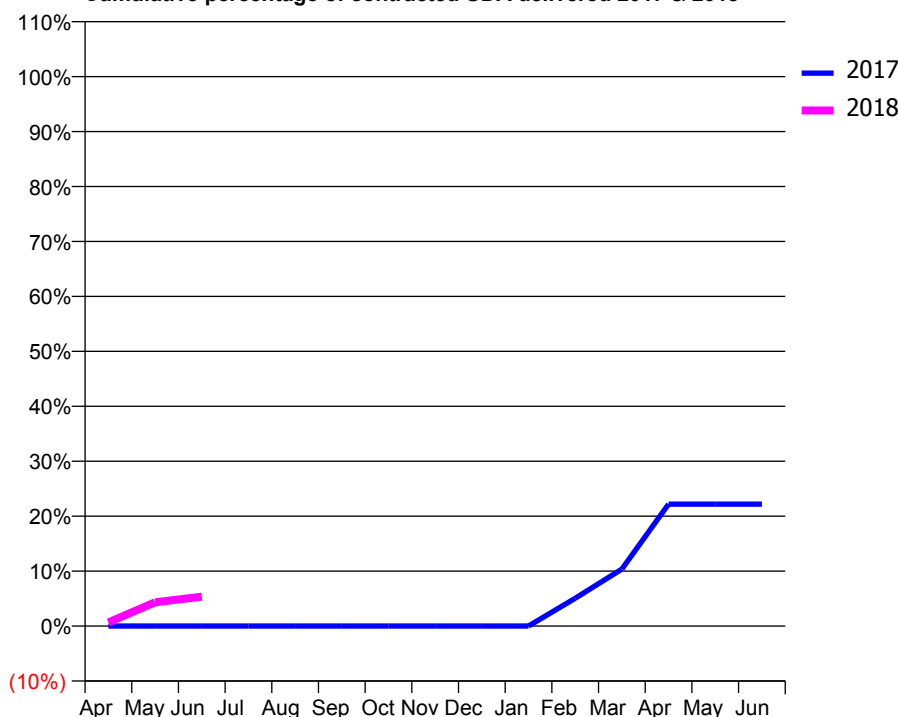
ACCESS*

Patients seen in 24 months	Total	Change since previous quarter
Quarter ending June 2016	0	
Quarter ending September 2016	0	
Quarter ending December 2016	0	
Quarter ending March 2017	80	
Quarter ending June 2017	206	↑
Variance since June 2016	N/A	



ACTIVITY

Cumulative percentage of contracted UDA delivered 2017 & 2018



Month	Adjusted Scheduled Activity (UDA)	
	2017	2018
April	0	27
May	0	173
June	0	214
July	0	
August	0	
September	0	
October	0	
November	0	
December	0	
January	0	
February	34	
March	70	
April	150	
May	150	
June	150	

QUALITY

	Quantity	Base Number	Contract	LHB	Wales
% of FP17s for the same patient ID Re-attending within 3 months - Children	2	42	4.8%	9.9%	11.2%
% of FP17s for the same patient ID Re-attending within 3 months - Adults	3	93	3.2%	14.9%	16.4%
% of FP17s for the same patient ID Re-attending between 3 & 9 months - Children	0	42	0.0%	53.1%	58.1%
% of FP17s for the same patient ID Re-attending between 3 & 9 months - Adults	1	93	1.1%	51.0%	54.8%
% of FP17s for Band 1 Urgent Courses	9	94	9.6%	9.4%	9.2%
% of FP17s Relating to Free Repair or Replacements	0	94	0.0%	0.8%	0.8%
% of FP17s Relating to Continuations	0	94	0.0%	0.7%	0.9%
% of Patients satisfied with the dentistry they have received	0	0	N/A	93.5%	92.1%
% of Patients satisfied with the time they had to wait for an appointment	0	0	N/A	88.0%	87.5%

* This is based on patients treated on this contract for their most recent course of treatment. Figures in italics indicate the base number of FP17s or Patient Questionnaire responses are less than 100. N/A is shown where the base number of responses is less than 10 during the period. % is calculated as Quantity/Base number*100

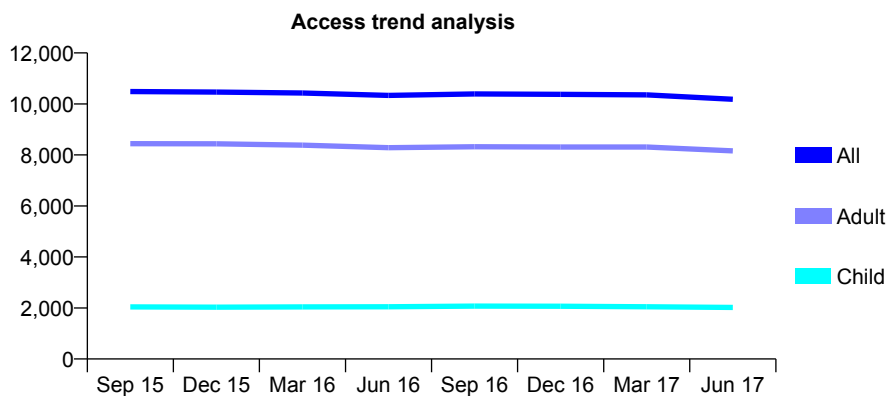
7A3 - Vital Signs At a Glance Contract Report for 101370/0066 - June 2017

Name or company name	Petrie Tucker and Partners Ltd
Contract type name	GDS Contract
Purpose of contract	General
Contract start date	01/04/2006
Contract end date	

17/18 Contracted general activity (UDA)	29,190
Carry forward general activity (UDA)	0
17/18 Contracted orthodontic activity (UOA)	0
Carry forward orthodontic activity (UOA)	0
Baseline contract value	£680,354.63

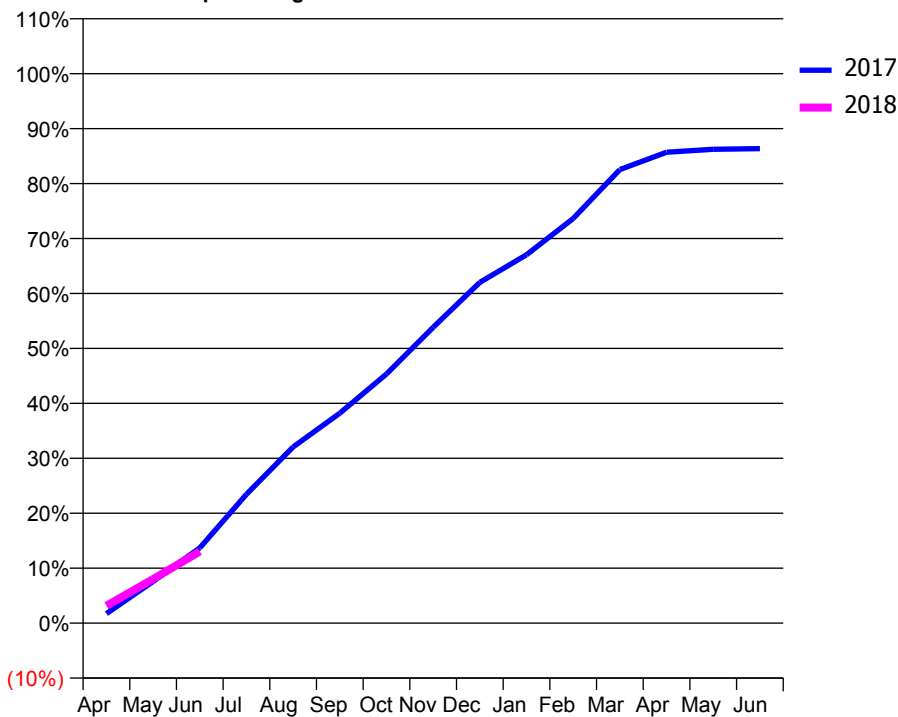
ACCESS*

Patients seen in 24 months	Total	Change since previous quarter
Quarter ending June 2016	10,333	
Quarter ending September 2016	10,393	→
Quarter ending December 2016	10,377	→
Quarter ending March 2017	10,357	→
Quarter ending June 2017	10,181	↓
Variance since June 2016	(1.5%)	↓



ACTIVITY

Cumulative percentage of contracted UDA delivered 2017 & 2018



Month	Adjusted Scheduled Activity (UDA)	
	2017	2018
April	507	927
May	2,215	2,342
June	3,995	3,805
July	6,848	
August	9,359	
September	11,150	
October	13,237	
November	15,714	
December	18,100	
January	19,571	
February	21,496	
March	24,092	
April	25,014	
May	25,173	
June	25,207	

QUALITY

	Quantity	Base Number	Contract	LHB	Wales
% of FP17s for the same patient ID Re-attending within 3 months - Children	23	481	4.8%	9.9%	11.2%
% of FP17s for the same patient ID Re-attending within 3 months - Adults	175	2,080	8.4%	14.9%	16.4%
% of FP17s for the same patient ID Re-attending between 3 & 9 months - Children	215	481	44.7%	53.1%	58.1%
% of FP17s for the same patient ID Re-attending between 3 & 9 months - Adults	1,045	2,080	50.2%	51.0%	54.8%
% of FP17s for Band 1 Urgent Courses	115	2,100	5.5%	9.4%	9.2%
% of FP17s Relating to Free Repair or Replacements	21	2,100	1.0%	0.8%	0.8%
% of FP17s Relating to Continuations	15	2,100	0.7%	0.7%	0.9%
% of Patients satisfied with the dentistry they have received	35	38	92.1%	93.5%	92.1%
% of Patients satisfied with the time they had to wait for an appointment	34	38	89.5%	88.0%	87.5%

* This is based on patients treated on this contract for their most recent course of treatment. Figures in italics indicate the base number of FP17s or Patient Questionnaire responses are less than 100. N/A is shown where the base number of responses is less than 10 during the period. % is calculated as Quantity/Base number*100

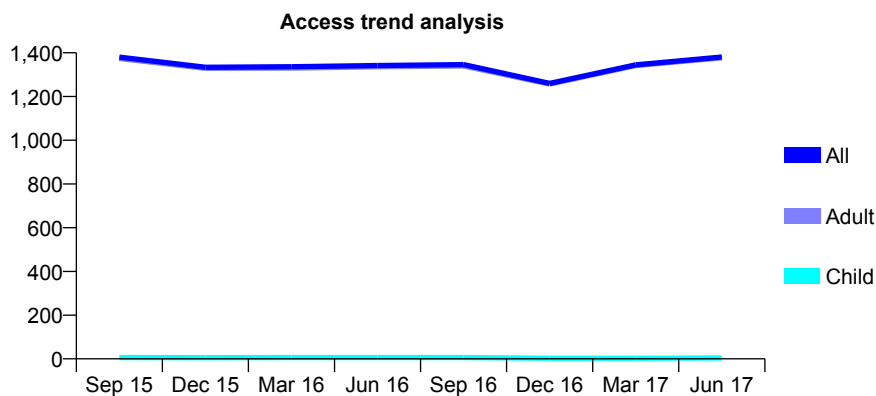
7A3 - Vital Signs At a Glance Contract Report for 103659/0002 - June 2017

Name or company name	Belgrave Dental Centre Ltd
Contract type name	GDS Contract
Purpose of contract	General
Contract start date	01/04/2009
Contract end date	

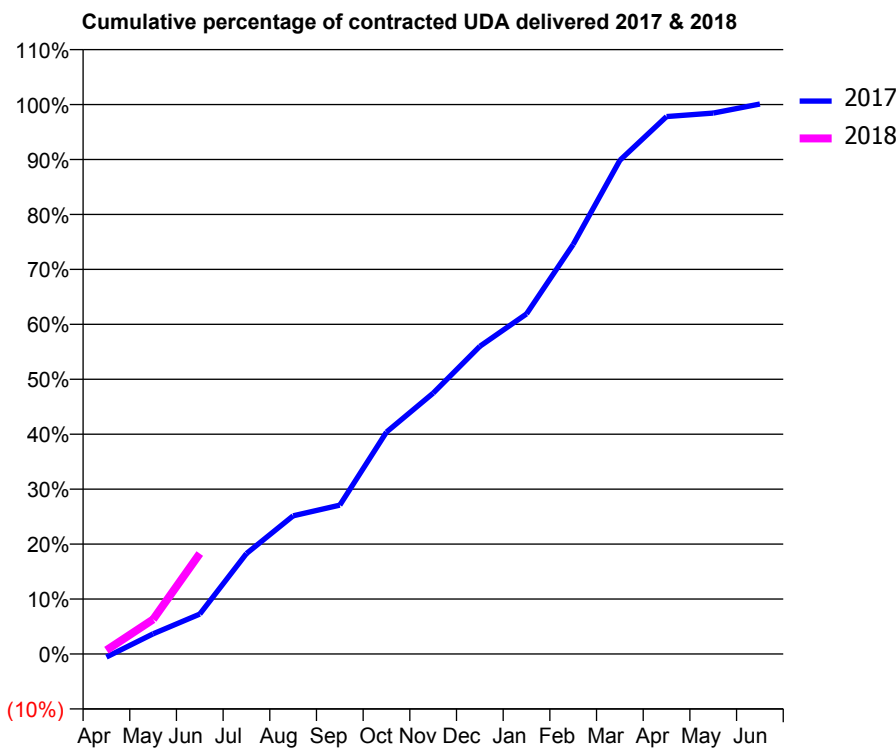
17/18 Contracted general activity (UDA)	2,050
Carry forward general activity (UDA)	0
17/18 Contracted orthodontic activity (UOA)	0
Carry forward orthodontic activity (UOA)	0
Baseline contract value	£104,226.84

ACCESS*

Patients seen in 24 months	Total	Change since previous quarter
Quarter ending June 2016	1,342	
Quarter ending September 2016	1,346	→
Quarter ending December 2016	1,260	↓
Quarter ending March 2017	1,345	↑
Quarter ending June 2017	1,381	↑
Variance since June 2016	2.9%	↑



ACTIVITY



Month	Adjusted Scheduled Activity (UDA)	
	2017	2018
April	-12	14
May	75	129
June	149	375
July	375	
August	516	
September	556	
October	828	
November	973	
December	1,148	
January	1,269	
February	1,528	
March	1,842	
April	2,005	
May	2,018	
June	2,052	

QUALITY

	Quantity	Base Number	Contract	LHB	Wales
% of FP17s for the same patient ID Re-attending within 3 months - Children	0	2	0.0%	9.9%	11.2%
% of FP17s for the same patient ID Re-attending within 3 months - Adults	22	411	5.4%	14.9%	16.4%
% of FP17s for the same patient ID Re-attending between 3 & 9 months - Children	1	2	50.0%	53.1%	58.1%
% of FP17s for the same patient ID Re-attending between 3 & 9 months - Adults	113	411	27.5%	51.0%	54.8%
% of FP17s for Band 1 Urgent Courses	14	216	6.5%	9.4%	9.2%
% of FP17s Relating to Free Repair or Replacements	0	216	0.0%	0.8%	0.8%
% of FP17s Relating to Continuations	0	216	0.0%	0.7%	0.9%
% of Patients satisfied with the dentistry they have received	0	0	N/A	93.5%	92.1%
% of Patients satisfied with the time they had to wait for an appointment	0	0	N/A	88.0%	87.5%

* This is based on patients treated on this contract for their most recent course of treatment. Figures in italics indicate the base number of FP17s or Patient Questionnaire responses are less than 100. N/A is shown where the base number of responses is less than 10 during the period. % is calculated as Quantity/Base number*100

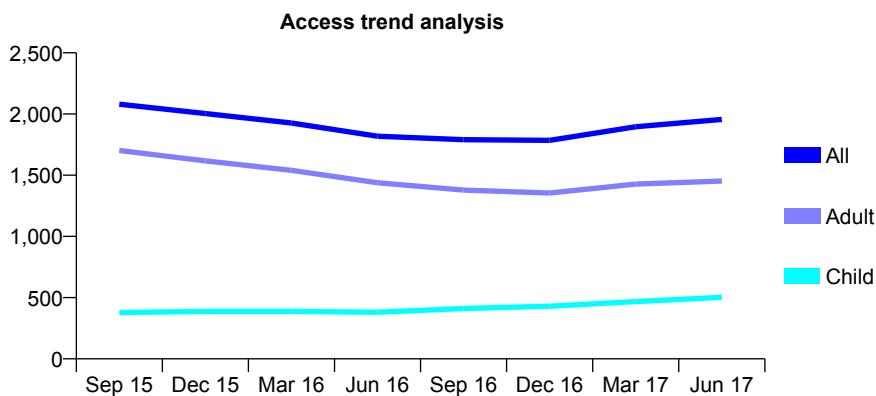
7A3 - Vital Signs At a Glance Contract Report for 103659/0004 - June 2017

Name or company name	Belgrave Dental Centre Ltd
Contract type name	GDS Contract
Purpose of contract	General
Contract start date	01/04/2013
Contract end date	

17/18 Contracted general activity (UDA)	7,627
Carry forward general activity (UDA)	0
17/18 Contracted orthodontic activity (UOA)	0
Carry forward orthodontic activity (UOA)	0
Baseline contract value	£180,994.25

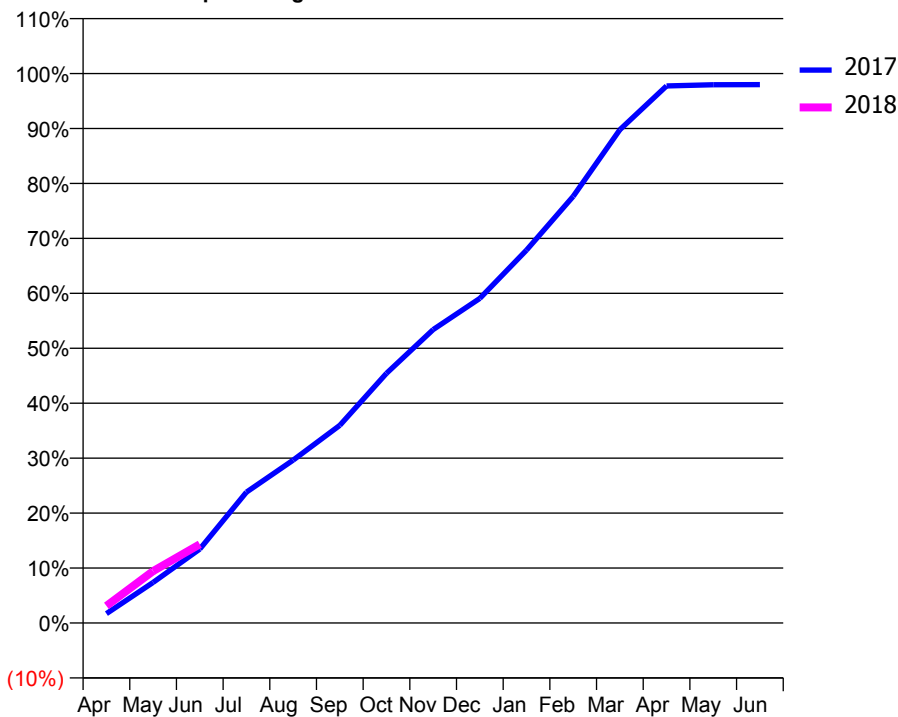
ACCESS*

Patients seen in 24 months	Total	Change since previous quarter
Quarter ending June 2016	1,819	
Quarter ending September 2016	1,790	↓
Quarter ending December 2016	1,785	→
Quarter ending March 2017	1,896	↑
Quarter ending June 2017	1,956	↑
Variance since June 2016	7.5%	↑



ACTIVITY

Cumulative percentage of contracted UDA delivered 2017 & 2018



Month	Adjusted Scheduled Activity (UDA)	
	2017	2018
April	118	238
May	509	721
June	926	1,093
July	1,638	
August	2,039	
September	2,475	
October	3,125	
November	3,672	
December	4,063	
January	4,666	
February	5,340	
March	6,173	
April	6,721	
May	6,736	
June	6,737	

QUALITY

	Quantity	Base Number	Contract	LHB	Wales
% of FP17s for the same patient ID Re-attending within 3 months - Children	8	136	5.9%	9.9%	11.2%
% of FP17s for the same patient ID Re-attending within 3 months - Adults	111	487	22.8%	14.9%	16.4%
% of FP17s for the same patient ID Re-attending between 3 & 9 months - Children	57	136	41.9%	53.1%	58.1%
% of FP17s for the same patient ID Re-attending between 3 & 9 months - Adults	179	487	36.8%	51.0%	54.8%
% of FP17s for Band 1 Urgent Courses	42	472	8.9%	9.4%	9.2%
% of FP17s Relating to Free Repair or Replacements	1	472	0.2%	0.8%	0.8%
% of FP17s Relating to Continuations	24	472	5.1%	0.7%	0.9%
% of Patients satisfied with the dentistry they have received	7	7	N/A	93.5%	92.1%
% of Patients satisfied with the time they had to wait for an appointment	7	7	N/A	88.0%	87.5%

* This is based on patients treated on this contract for their most recent course of treatment. Figures in italics indicate the base number of FP17s or Patient Questionnaire responses are less than 100. N/A is shown where the base number of responses is less than 10 during the period. % is calculated as Quantity/Base number*100

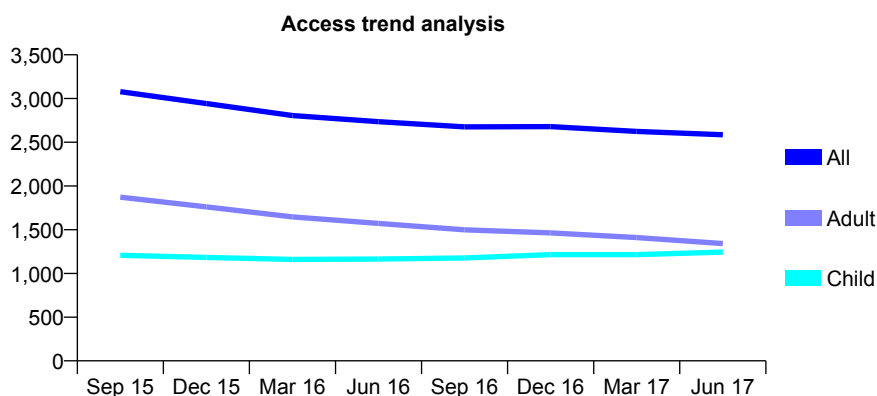
7A3 - Vital Signs At a Glance Contract Report for 103659/0005 - June 2017

Name or company name	Belgrave Dental Centre Ltd
Contract type name	PDS Plus Contract
Purpose of contract	General
Contract start date	01/04/2013
Contract end date	31/08/2017

17/18 Contracted general activity (UDA)	3,915
Carry forward general activity (UDA)	0
17/18 Contracted orthodontic activity (UOA)	0
Carry forward orthodontic activity (UOA)	0
Baseline contract value	£99,323.72

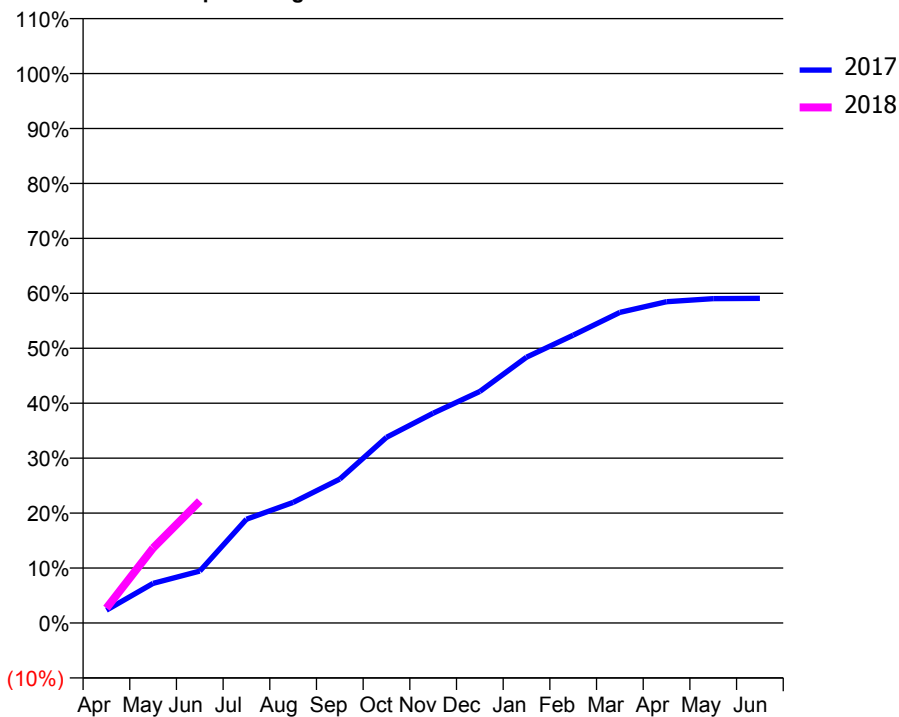
ACCESS*

Patients seen in 24 months	Total	Change since previous quarter
Quarter ending June 2016	2,735	
Quarter ending September 2016	2,675	↓
Quarter ending December 2016	2,678	→
Quarter ending March 2017	2,624	↓
Quarter ending June 2017	2,585	↓
Variance since June 2016	(5.5%)	↓



ACTIVITY

Cumulative percentage of contracted UDA delivered 2017 & 2018



Adjusted Scheduled Activity (UDA)		
Month	2017	2018
April	221	106
May	678	535
June	889	869
July	1,775	
August	2,063	
September	2,461	
October	3,175	
November	3,588	
December	3,960	
January	4,547	
February	4,923	
March	5,313	
April	5,494	
May	5,547	
June	5,551	

QUALITY

	Quantity	Base Number	Contract	LHB	Wales
% of FP17s for the same patient ID Re-attending within 3 months - Children	25	327	7.6%	9.9%	11.2%
% of FP17s for the same patient ID Re-attending within 3 months - Adults	61	286	21.3%	14.9%	16.4%
% of FP17s for the same patient ID Re-attending between 3 & 9 months - Children	122	327	37.3%	53.1%	58.1%
% of FP17s for the same patient ID Re-attending between 3 & 9 months - Adults	74	286	25.9%	51.0%	54.8%
% of FP17s for Band 1 Urgent Courses	98	477	20.5%	9.4%	9.2%
% of FP17s Relating to Free Repair or Replacements	2	477	0.4%	0.8%	0.8%
% of FP17s Relating to Continuations	4	477	0.8%	0.7%	0.9%
% of Patients satisfied with the dentistry they have received	10	10	100.0%	93.5%	92.1%
% of Patients satisfied with the time they had to wait for an appointment	9	10	90.0%	88.0%	87.5%

* This is based on patients treated on this contract for their most recent course of treatment. Figures in italics indicate the base number of FP17s or Patient Questionnaire responses are less than 100. N/A is shown where the base number of responses is less than 10 during the period. % is calculated as Quantity/Base number*100

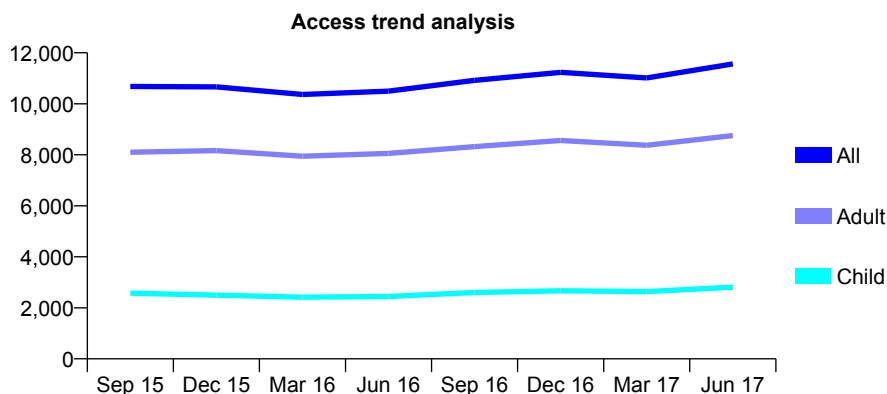
7A3 - Vital Signs At a Glance Contract Report for 103780/0002 - June 2017

Name or company name	Waterfront Dental Centre
Contract type name	PDS Plus Contract
Purpose of contract	General
Contract start date	01/04/2011
Contract end date	31/08/2017

17/18 Contracted general activity (UDA)	13,298
Carry forward general activity (UDA)	0
17/18 Contracted orthodontic activity (UOA)	0
Carry forward orthodontic activity (UOA)	0
Baseline contract value	£303,609.61

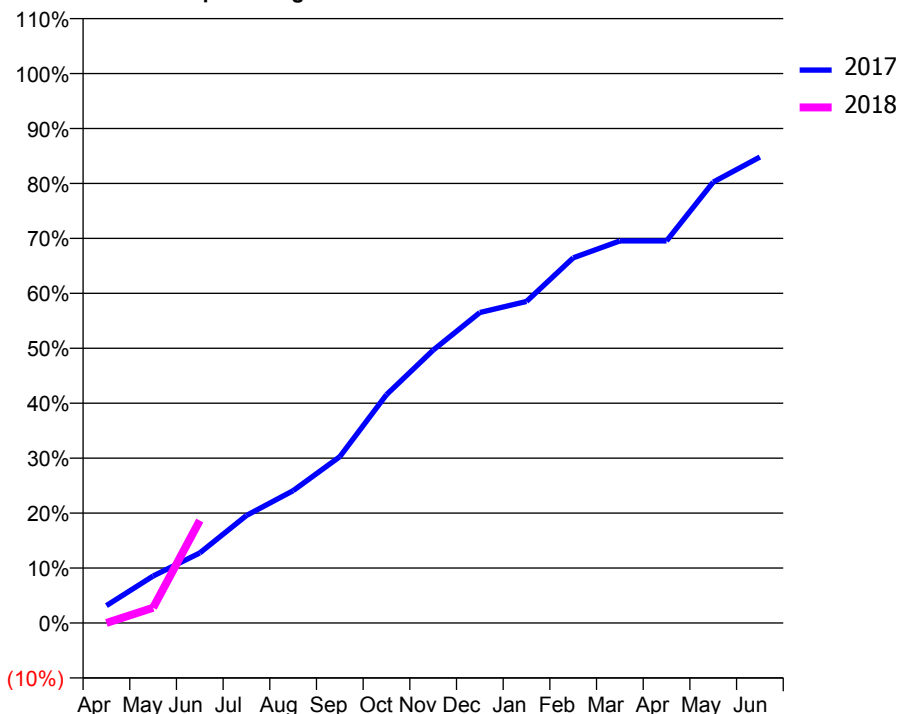
ACCESS*

Patients seen in 24 months	Total	Change since previous quarter
Quarter ending June 2016	10,496	
Quarter ending September 2016	10,921	↑
Quarter ending December 2016	11,232	↑
Quarter ending March 2017	11,012	↓
Quarter ending June 2017	11,566	↑
Variance since June 2016	10.2%	↑



ACTIVITY

Cumulative percentage of contracted UDA delivered 2017 & 2018



Month	Adjusted Scheduled Activity (UDA)	
	2017	2018
April	1,013	0
May	2,730	369
June	4,071	2,479
July	6,245	
August	7,689	
September	9,659	
October	13,266	
November	15,848	
December	18,031	
January	18,674	
February	21,210	
March	22,196	
April	22,196	
May	25,610	
June	27,066	

QUALITY

	Quantity	Base Number	Contract	LHB	Wales
% of FP17s for the same patient ID Re-attending within 3 months - Children	74	944	7.8%	9.9%	11.2%
% of FP17s for the same patient ID Re-attending within 3 months - Adults	437	3,023	14.5%	14.9%	16.4%
% of FP17s for the same patient ID Re-attending between 3 & 9 months - Children	264	944	28.0%	53.1%	58.1%
% of FP17s for the same patient ID Re-attending between 3 & 9 months - Adults	1,072	3,023	35.5%	51.0%	54.8%
% of FP17s for Band 1 Urgent Courses	388	1,323	29.3%	9.4%	9.2%
% of FP17s Relating to Free Repair or Replacements	15	1,323	1.1%	0.8%	0.8%
% of FP17s Relating to Continuations	0	1,323	0.0%	0.7%	0.9%
% of Patients satisfied with the dentistry they have received	12	12	100.0%	93.5%	92.1%
% of Patients satisfied with the time they had to wait for an appointment	12	12	100.0%	88.0%	87.5%

* This is based on patients treated on this contract for their most recent course of treatment. Figures in italics indicate the base number of FP17s or Patient Questionnaire responses are less than 100. N/A is shown where the base number of responses is less than 10 during the period. % is calculated as Quantity/Base number*100

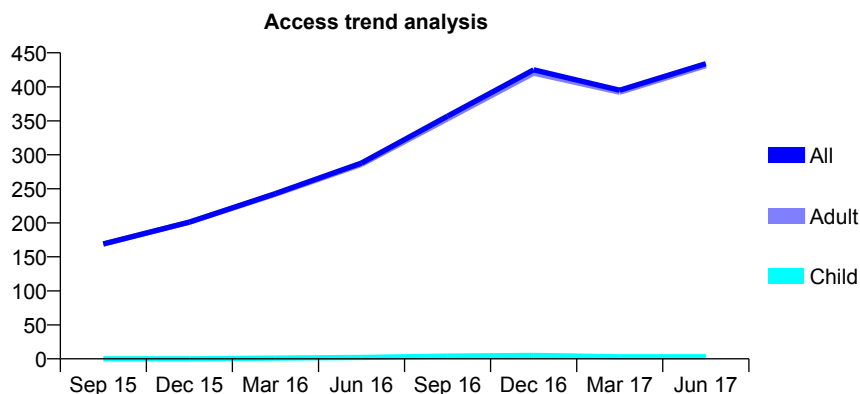
7A3 - Vital Signs At a Glance Contract Report for 114413/0001 - June 2017

Name or company name	Parkway Clinic
Contract type name	GDS Contract
Purpose of contract	General
Contract start date	01/04/2009
Contract end date	

17/18 Contracted general activity (UDA)	1,535
Carry forward general activity (UDA)	0
17/18 Contracted orthodontic activity (UOA)	0
Carry forward orthodontic activity (UOA)	0
Baseline contract value	£80,279.80

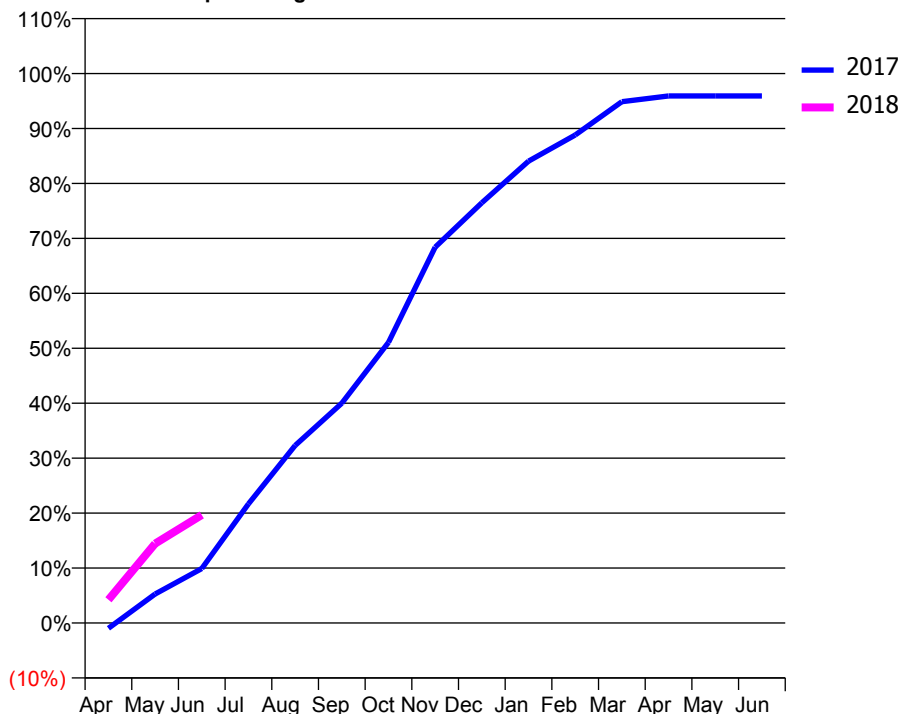
ACCESS*

Patients seen in 24 months	Total	Change since previous quarter
Quarter ending June 2016	288	
Quarter ending September 2016	357	↑
Quarter ending December 2016	425	↑
Quarter ending March 2017	395	↓
Quarter ending June 2017	434	↑
Variance since June 2016	50.7%	↑



ACTIVITY

Cumulative percentage of contracted UDA delivered 2017 & 2018



Adjusted Scheduled Activity (UDA)

Month	2017	2018
April	-15	65
May	81	222
June	152	302
July	333	
August	496	
September	614	
October	784	
November	1,050	
December	1,174	
January	1,290	
February	1,363	
March	1,456	
April	1,472	
May	1,472	
June	1,472	

QUALITY

	Quantity	Base Number	Contract	LHB	Wales
% of FP17s for the same patient ID Re-attending within 3 months - Children	0	1	0.0%	9.9%	11.2%
% of FP17s for the same patient ID Re-attending within 3 months - Adults	3	117	2.6%	14.9%	16.4%
% of FP17s for the same patient ID Re-attending between 3 & 9 months - Children	0	1	0.0%	53.1%	58.1%
% of FP17s for the same patient ID Re-attending between 3 & 9 months - Adults	0	117	0.0%	51.0%	54.8%
% of FP17s for Band 1 Urgent Courses	0	110	0.0%	9.4%	9.2%
% of FP17s Relating to Free Repair or Replacements	0	110	0.0%	0.8%	0.8%
% of FP17s Relating to Continuations	0	110	0.0%	0.7%	0.9%
% of Patients satisfied with the dentistry they have received	1	1	N/A	93.5%	92.1%
% of Patients satisfied with the time they had to wait for an appointment	0	1	N/A	88.0%	87.5%

* This is based on patients treated on this contract for their most recent course of treatment. Figures in italics indicate the base number of FP17s or Patient Questionnaire responses are less than 100. N/A is shown where the base number of responses is less than 10 during the period. % is calculated as Quantity/Base number*100

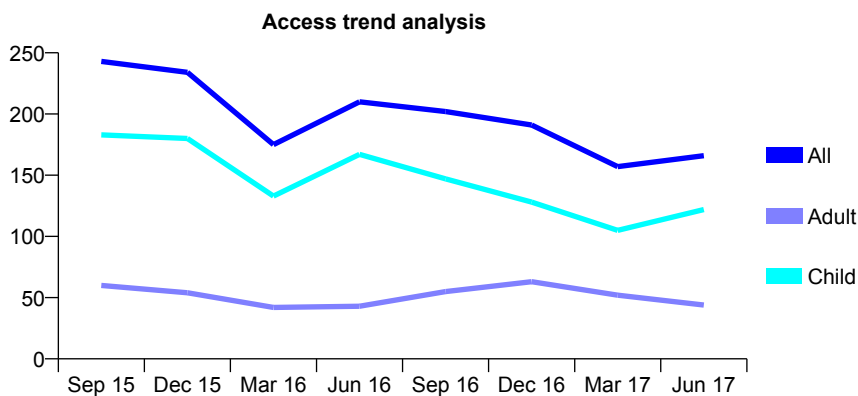
7A3 - Vital Signs At a Glance Contract Report for 114413/0002 - June 2017

Name or company name	Parkway Clinic
Contract type name	PDS Contract
Purpose of contract	General
Contract start date	01/04/2013
Contract end date	31/03/2020

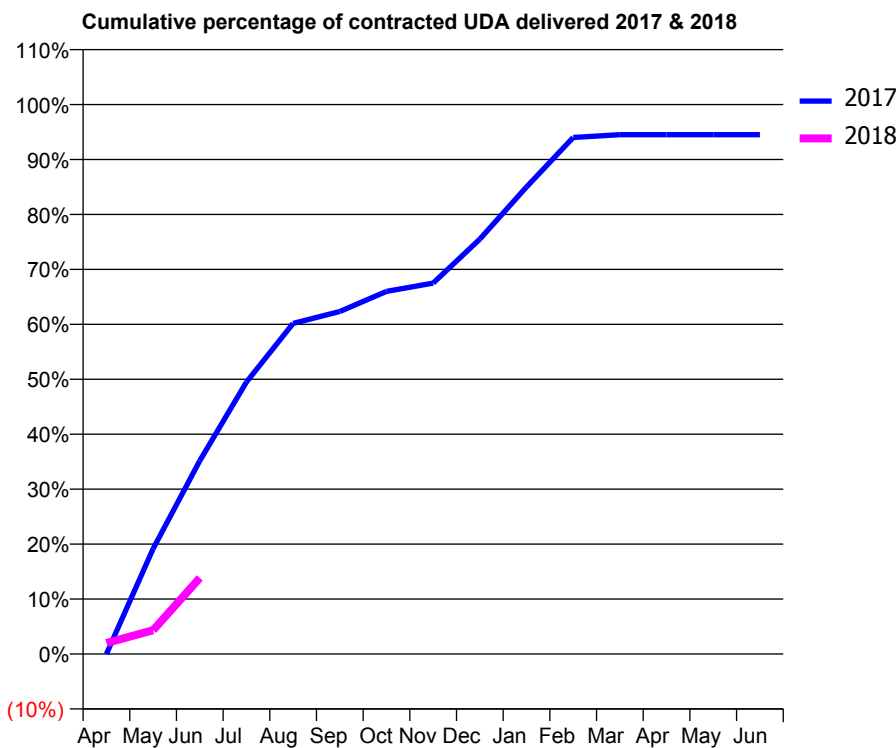
17/18 Contracted general activity (UDA)	600
Carry forward general activity (UDA)	0
17/18 Contracted orthodontic activity (UOA)	0
Carry forward orthodontic activity (UOA)	0
Baseline contract value	£33,726.93

ACCESS*

Patients seen in 24 months	Total	Change since previous quarter
Quarter ending June 2016	210	
Quarter ending September 2016	202	↓
Quarter ending December 2016	191	↓
Quarter ending March 2017	157	↓
Quarter ending June 2017	166	↑
Variance since June 2016	(21.0%)	↓



ACTIVITY



Month	Adjusted Scheduled Activity (UDA)	
	2017	2018
April	0	12
May	115	26
June	211	83
July	297	
August	361	
September	374	
October	396	
November	405	
December	453	
January	510	
February	564	
March	567	
April	567	
May	567	
June	567	

QUALITY

	Quantity	Base Number	Contract	LHB	Wales
% of FP17s for the same patient ID Re-attending within 3 months - Children	0	15	0.0%	9.9%	11.2%
% of FP17s for the same patient ID Re-attending within 3 months - Adults	0	14	0.0%	14.9%	16.4%
% of FP17s for the same patient ID Re-attending between 3 & 9 months - Children	0	15	0.0%	53.1%	58.1%
% of FP17s for the same patient ID Re-attending between 3 & 9 months - Adults	0	14	0.0%	51.0%	54.8%
% of FP17s for Band 1 Urgent Courses	0	29	0.0%	9.4%	9.2%
% of FP17s Relating to Free Repair or Replacements	0	29	0.0%	0.8%	0.8%
% of FP17s Relating to Continuations	0	29	0.0%	0.7%	0.9%
% of Patients satisfied with the dentistry they have received	0	0	N/A	93.5%	92.1%
% of Patients satisfied with the time they had to wait for an appointment	0	0	N/A	88.0%	87.5%

* This is based on patients treated on this contract for their most recent course of treatment. Figures in italics indicate the base number of FP17s or Patient Questionnaire responses are less than 100. N/A is shown where the base number of responses is less than 10 during the period. % is calculated as Quantity/Base number*100

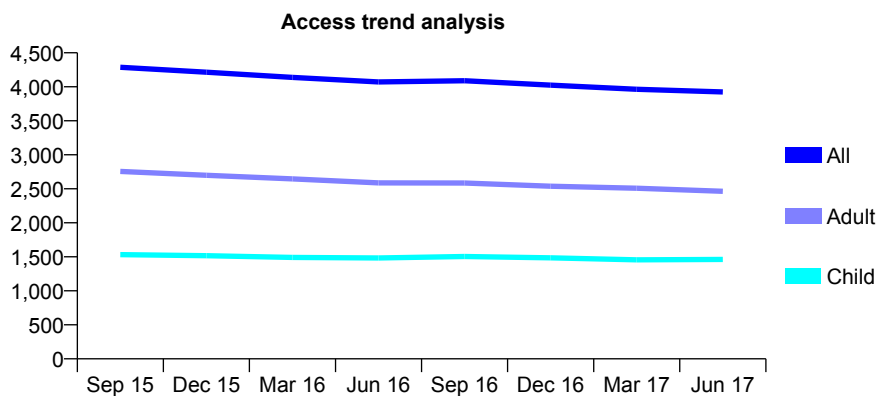
7A3 - Vital Signs At a Glance Contract Report for 117234/0001 - June 2017

Name or company name	Cwmtawe Dental Practice Ltd
Contract type name	GDS Contract
Purpose of contract	General and Orthodontic
Contract start date	01/04/2008
Contract end date	

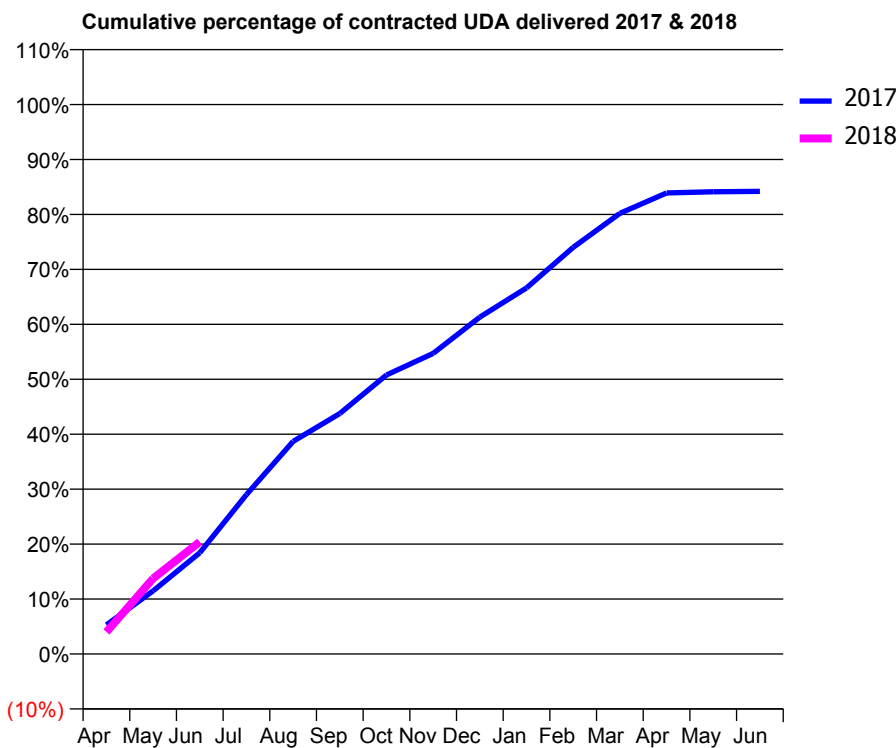
17/18 Contracted general activity (UDA)	9,000
Carry forward general activity (UDA)	0
17/18 Contracted orthodontic activity (UOA)	3,062
Carry forward orthodontic activity (UOA)	0
Baseline contract value	£422,446.95

ACCESS*

Patients seen in 24 months	Total	Change since previous quarter
Quarter ending June 2016	4,071	
Quarter ending September 2016	4,090	→
Quarter ending December 2016	4,024	↓
Quarter ending March 2017	3,963	↓
Quarter ending June 2017	3,925	→
Variance since June 2016	(3.6%)	↓



ACTIVITY



Month	Adjusted Scheduled Activity (UDA)	
	2017	2018
April	610	362
May	1,322	1,237
June	2,120	1,838
July	3,338	
August	4,455	
September	5,039	
October	5,845	
November	6,297	
December	7,058	
January	7,668	
February	8,517	
March	9,230	
April	9,657	
May	9,683	
June	9,692	

QUALITY

	Quantity	Base Number	Contract	LHB	Wales
% of FP17s for the same patient ID Re-attending within 3 months - Children	48	540	8.9%	9.9%	11.2%
% of FP17s for the same patient ID Re-attending within 3 months - Adults	85	695	12.2%	14.9%	16.4%
% of FP17s for the same patient ID Re-attending between 3 & 9 months - Children	165	540	30.6%	53.1%	58.1%
% of FP17s for the same patient ID Re-attending between 3 & 9 months - Adults	331	695	47.6%	51.0%	54.8%
% of FP17s for Band 1 Urgent Courses	52	895	5.8%	9.4%	9.2%
% of FP17s Relating to Free Repair or Replacements	6	895	0.7%	0.8%	0.8%
% of FP17s Relating to Continuations	0	895	0.0%	0.7%	0.9%
% of Patients satisfied with the dentistry they have received	16	18	88.9%	93.5%	92.1%
% of Patients satisfied with the time they had to wait for an appointment	16	18	88.9%	88.0%	87.5%

* This is based on patients treated on this contract for their most recent course of treatment. Figures in italics indicate the base number of FP17s or Patient Questionnaire responses are less than 100. N/A is shown where the base number of responses is less than 10 during the period. % is calculated as Quantity/Base number*100

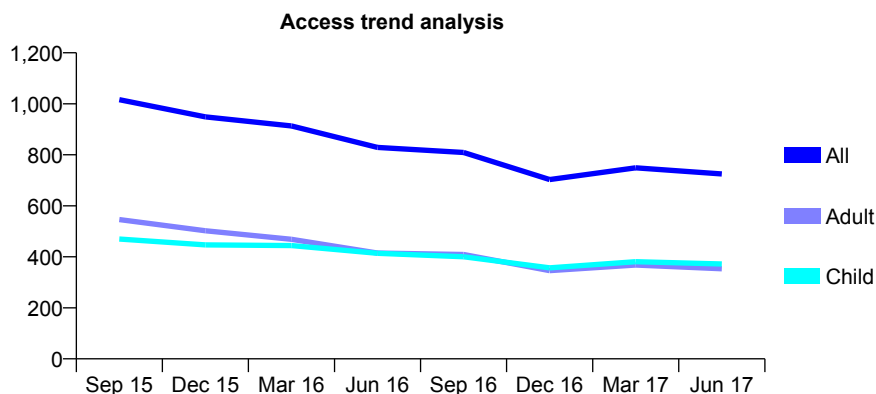
7A3 - Vital Signs At a Glance Contract Report for 121185/0001 - June 2017

Name or company name	Brynhyfryd Dental Practice Limited
Contract type name	GDS Contract
Purpose of contract	General
Contract start date	01/09/2011
Contract end date	

17/18 Contracted general activity (UDA)	1,743
Carry forward general activity (UDA)	0
17/18 Contracted orthodontic activity (UOA)	0
Carry forward orthodontic activity (UOA)	0
Baseline contract value	£49,067.98

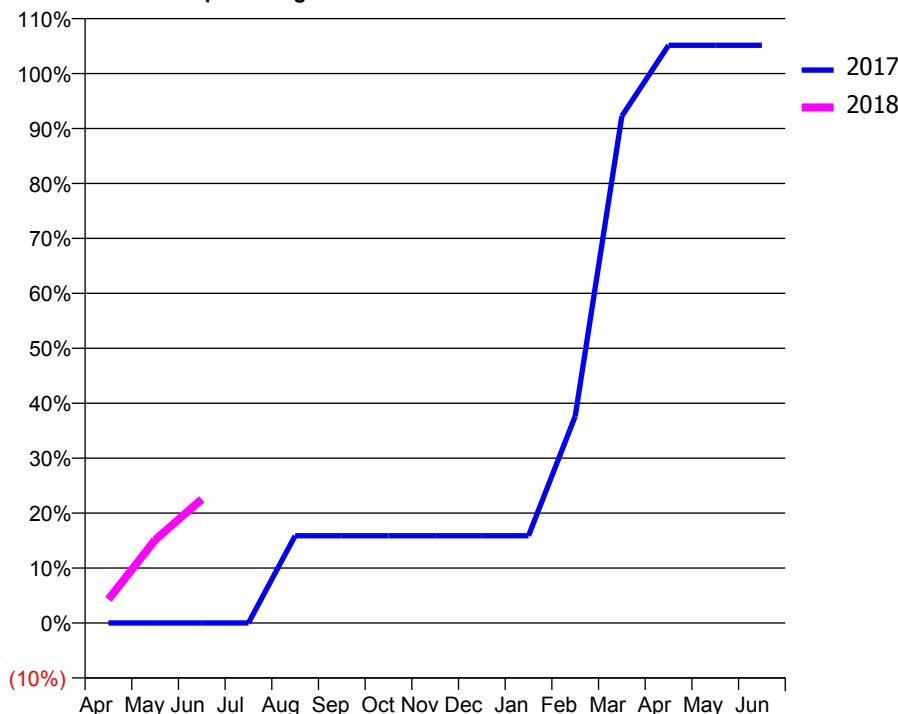
ACCESS*

Patients seen in 24 months	Total	Change since previous quarter
Quarter ending June 2016	829	
Quarter ending September 2016	809	↓
Quarter ending December 2016	703	↓
Quarter ending March 2017	749	↑
Quarter ending June 2017	725	↓
Variance since June 2016	(12.5%)	↓



ACTIVITY

Cumulative percentage of contracted UDA delivered 2017 & 2018



Month	Adjusted Scheduled Activity (UDA)	
	2017	2018
April	0	75
May	0	264
June	0	393
July	0	
August	277	
September	277	
October	277	
November	277	
December	277	
January	277	
February	656	
March	1,608	
April	1,832	
May	1,832	
June	1,832	

QUALITY

	Quantity	Base Number	Contract	LHB	Wales
% of FP17s for the same patient ID Re-attending within 3 months - Children	12	109	11.0%	9.9%	11.2%
% of FP17s for the same patient ID Re-attending within 3 months - Adults	20	108	18.5%	14.9%	16.4%
% of FP17s for the same patient ID Re-attending between 3 & 9 months - Children	50	109	45.9%	53.1%	58.1%
% of FP17s for the same patient ID Re-attending between 3 & 9 months - Adults	36	108	33.3%	51.0%	54.8%
% of FP17s for Band 1 Urgent Courses	19	178	10.7%	9.4%	9.2%
% of FP17s Relating to Free Repair or Replacements	0	178	0.0%	0.8%	0.8%
% of FP17s Relating to Continuations	2	178	1.1%	0.7%	0.9%
% of Patients satisfied with the dentistry they have received	0	0	N/A	93.5%	92.1%
% of Patients satisfied with the time they had to wait for an appointment	0	0	N/A	88.0%	87.5%

* This is based on patients treated on this contract for their most recent course of treatment. Figures in italics indicate the base number of FP17s or Patient Questionnaire responses are less than 100. N/A is shown where the base number of responses is less than 10 during the period. % is calculated as Quantity/Base number*100

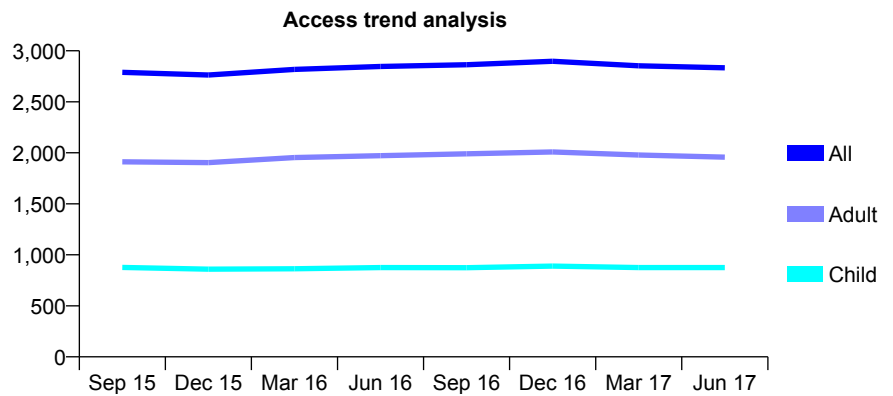
7A3 - Vital Signs At a Glance Contract Report for 123641/0001 - June 2017

Name or company name	Griffiths & Middleton
Contract type name	GDS Contract
Purpose of contract	General
Contract start date	01/11/2012
Contract end date	

17/18 Contracted general activity (UDA)	8,335
Carry forward general activity (UDA)	0
17/18 Contracted orthodontic activity (UOA)	0
Carry forward orthodontic activity (UOA)	0
Baseline contract value	£215,939.80

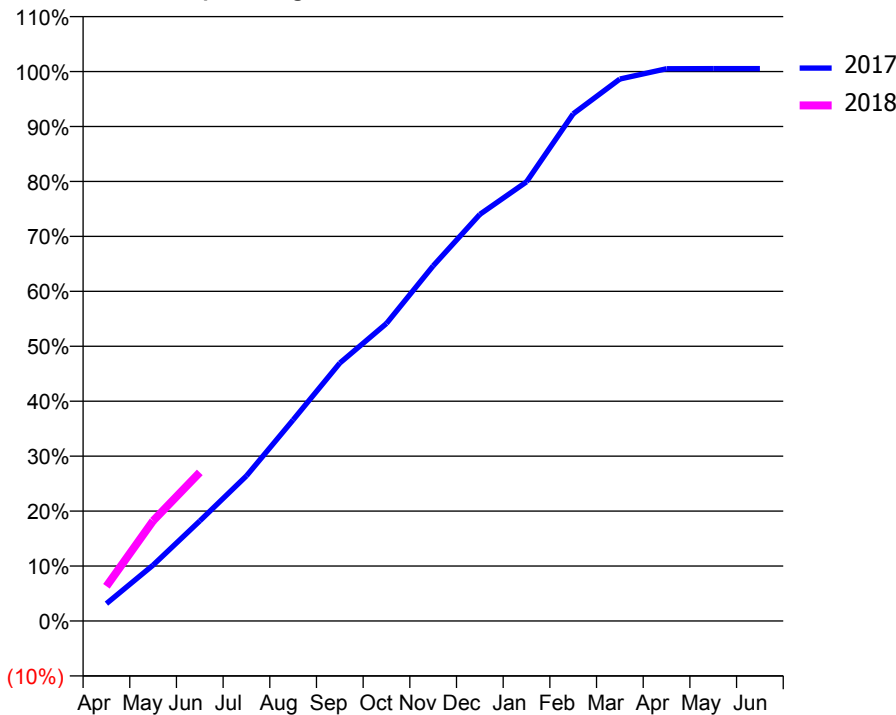
ACCESS*

Patients seen in 24 months	Total	Change since previous quarter
Quarter ending June 2016	2,847	
Quarter ending September 2016	2,864	→
Quarter ending December 2016	2,898	→
Quarter ending March 2017	2,853	↓
Quarter ending June 2017	2,833	→
Variance since June 2016	(0.5%)	→



ACTIVITY

Cumulative percentage of contracted UDA delivered 2017 & 2018



Month	Adjusted Scheduled Activity (UDA)	
	2017	2018
April	265	527
May	849	1,521
June	1,518	2,254
July	2,202	
August	3,052	
September	3,912	
October	4,513	
November	5,387	
December	6,167	
January	6,661	
February	7,693	
March	8,221	
April	8,376	
May	8,378	
June	8,379	

QUALITY

	Quantity	Base Number	Contract	LHB	Wales
% of FP17s for the same patient ID Re-attending within 3 months - Children	38	382	9.9%	9.9%	11.2%
% of FP17s for the same patient ID Re-attending within 3 months - Adults	164	844	19.4%	14.9%	16.4%
% of FP17s for the same patient ID Re-attending between 3 & 9 months - Children	237	382	62.0%	53.1%	58.1%
% of FP17s for the same patient ID Re-attending between 3 & 9 months - Adults	497	844	58.9%	51.0%	54.8%
% of FP17s for Band 1 Urgent Courses	110	1,124	9.8%	9.4%	9.2%
% of FP17s Relating to Free Repair or Replacements	13	1,124	1.2%	0.8%	0.8%
% of FP17s Relating to Continuations	8	1,124	0.7%	0.7%	0.9%
% of Patients satisfied with the dentistry they have received	17	18	94.4%	93.5%	92.1%
% of Patients satisfied with the time they had to wait for an appointment	16	18	88.9%	88.0%	87.5%

* This is based on patients treated on this contract for their most recent course of treatment. Figures in italics indicate the base number of FP17s or Patient Questionnaire responses are less than 100. N/A is shown where the base number of responses is less than 10 during the period. % is calculated as Quantity/Base number*100

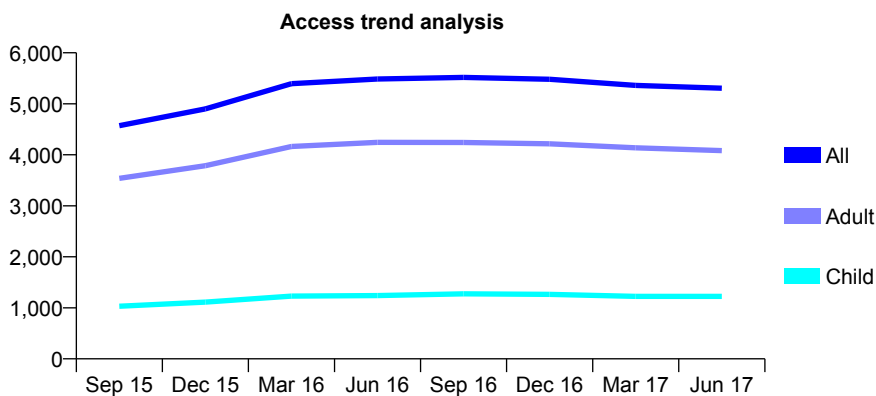
7A3 - Vital Signs At a Glance Contract Report for 125474/0001 - June 2017

Name or company name	Talbot Street Dental Surgery
Contract type name	GDS Contract
Purpose of contract	General
Contract start date	01/04/2014
Contract end date	

17/18 Contracted general activity (UDA)	15,259
Carry forward general activity (UDA)	0
17/18 Contracted orthodontic activity (UOA)	0
Carry forward orthodontic activity (UOA)	0
Baseline contract value	£340,563.66

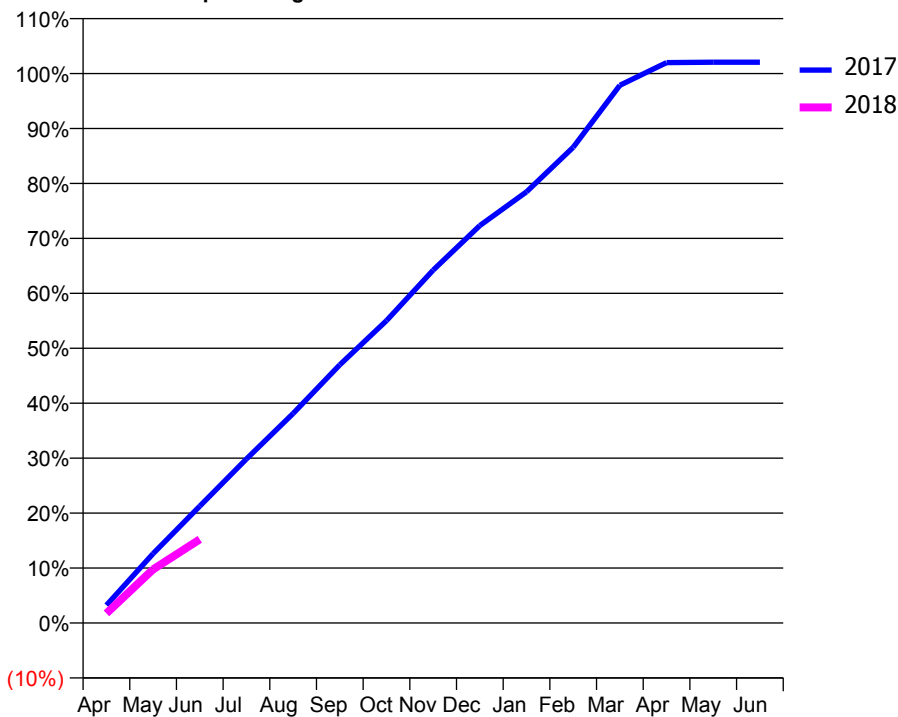
ACCESS*

Patients seen in 24 months	Total	Change since previous quarter
Quarter ending June 2016	5,486	
Quarter ending September 2016	5,518	→
Quarter ending December 2016	5,481	→
Quarter ending March 2017	5,362	↓
Quarter ending June 2017	5,307	↓
Variance since June 2016	(3.3%)	↓



ACTIVITY

Cumulative percentage of contracted UDA delivered 2017 & 2018



Month	Adjusted Scheduled Activity (UDA)	
	2017	2018
April	496	269
May	1,929	1,489
June	3,244	2,325
July	4,558	
August	5,819	
September	7,172	
October	8,398	
November	9,800	
December	11,035	
January	11,972	
February	13,212	
March	14,931	
April	15,561	
May	15,573	
June	15,573	

QUALITY

	Quantity	Base Number	Contract	LHB	Wales
% of FP17s for the same patient ID Re-attending within 3 months - Children	14	321	4.4%	9.9%	11.2%
% of FP17s for the same patient ID Re-attending within 3 months - Adults	167	1,173	14.2%	14.9%	16.4%
% of FP17s for the same patient ID Re-attending between 3 & 9 months - Children	178	321	55.5%	53.1%	58.1%
% of FP17s for the same patient ID Re-attending between 3 & 9 months - Adults	643	1,173	54.8%	51.0%	54.8%
% of FP17s for Band 1 Urgent Courses	100	1,205	8.3%	9.4%	9.2%
% of FP17s Relating to Free Repair or Replacements	3	1,205	0.2%	0.8%	0.8%
% of FP17s Relating to Continuations	23	1,205	1.9%	0.7%	0.9%
% of Patients satisfied with the dentistry they have received	38	41	92.7%	93.5%	92.1%
% of Patients satisfied with the time they had to wait for an appointment	33	41	80.5%	88.0%	87.5%

* This is based on patients treated on this contract for their most recent course of treatment. Figures in italics indicate the base number of FP17s or Patient Questionnaire responses are less than 100. N/A is shown where the base number of responses is less than 10 during the period. % is calculated as Quantity/Base number*100

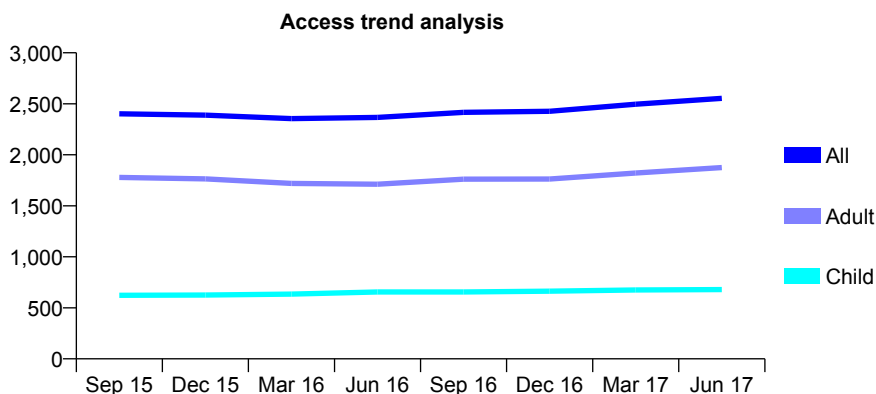
7A3 - Vital Signs At a Glance Contract Report for 127590/0001 - June 2017

Name or company name	Penclawdd Dental Practice
Contract type name	GDS Contract
Purpose of contract	General
Contract start date	01/01/2011
Contract end date	

17/18 Contracted general activity (UDA)	5,810
Carry forward general activity (UDA)	0
17/18 Contracted orthodontic activity (UOA)	0
Carry forward orthodontic activity (UOA)	0
Baseline contract value	£142,392.13

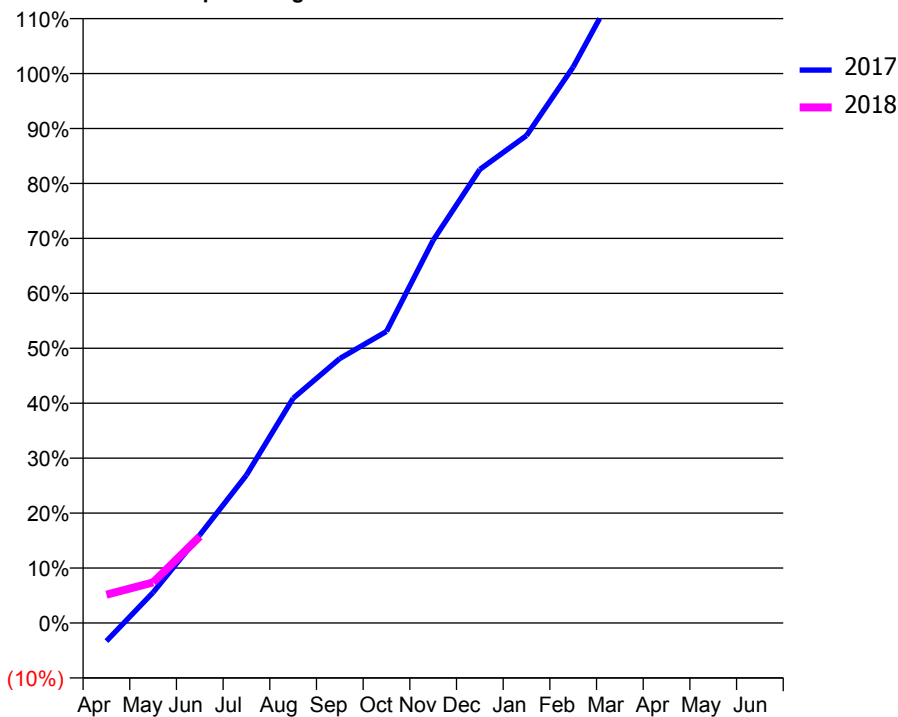
ACCESS*

Patients seen in 24 months	Total	Change since previous quarter
Quarter ending June 2016	2,367	
Quarter ending September 2016	2,416	↑
Quarter ending December 2016	2,427	→
Quarter ending March 2017	2,496	↑
Quarter ending June 2017	2,554	↑
Variance since June 2016	7.9%	↑



ACTIVITY

Cumulative percentage of contracted UDA delivered 2017 & 2018



Adjusted Scheduled Activity (UDA)

Month	2017	2018
April	-193	300
May	323	429
June	932	914
July	1,564	
August	2,377	
September	2,796	
October	3,083	
November	4,047	
December	4,796	
January	5,155	
February	5,878	
March	6,785	
April	7,402	
May	7,402	
June	7,436	

QUALITY

	Quantity	Base Number	Contract	LHB	Wales
% of FP17s for the same patient ID Re-attending within 3 months - Children	15	174	8.6%	9.9%	11.2%
% of FP17s for the same patient ID Re-attending within 3 months - Adults	62	522	11.9%	14.9%	16.4%
% of FP17s for the same patient ID Re-attending between 3 & 9 months - Children	96	174	55.2%	53.1%	58.1%
% of FP17s for the same patient ID Re-attending between 3 & 9 months - Adults	269	522	51.5%	51.0%	54.8%
% of FP17s for Band 1 Urgent Courses	79	429	18.4%	9.4%	9.2%
% of FP17s Relating to Free Repair or Replacements	7	429	1.6%	0.8%	0.8%
% of FP17s Relating to Continuations	0	429	0.0%	0.7%	0.9%
% of Patients satisfied with the dentistry they have received	15	15	100.0%	93.5%	92.1%
% of Patients satisfied with the time they had to wait for an appointment	14	15	93.3%	88.0%	87.5%

* This is based on patients treated on this contract for their most recent course of treatment. Figures in italics indicate the base number of FP17s or Patient Questionnaire responses are less than 100. N/A is shown where the base number of responses is less than 10 during the period. % is calculated as Quantity/Base number*100

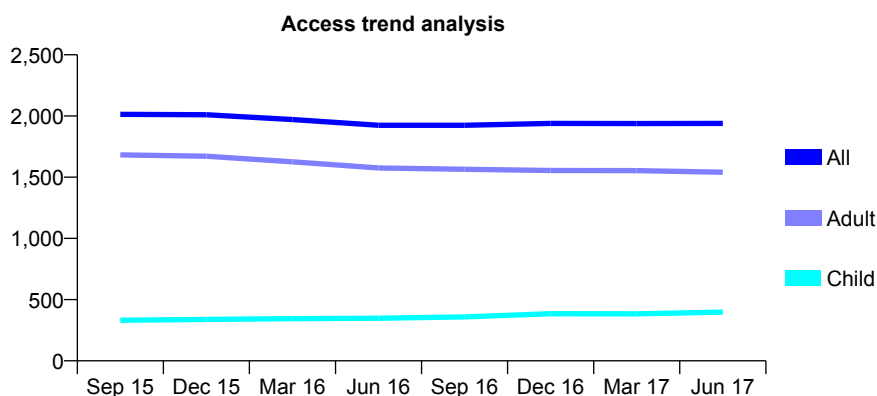
7A3 - Vital Signs At a Glance Contract Report for 128406/0001 - June 2017

Name or company name	Dr Philip Welch
Contract type name	GDS Contract
Purpose of contract	General
Contract start date	01/05/2012
Contract end date	

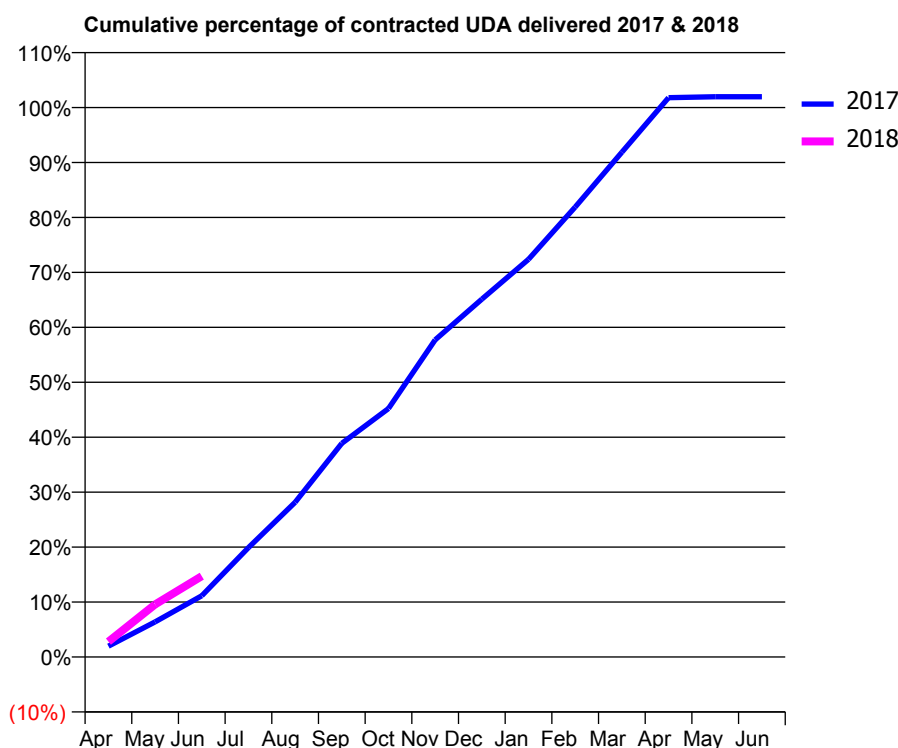
17/18 Contracted general activity (UDA)	6,869
Carry forward general activity (UDA)	0
17/18 Contracted orthodontic activity (UOA)	0
Carry forward orthodontic activity (UOA)	0
Baseline contract value	£179,102.73

ACCESS*

Patients seen in 24 months	Total	Change since previous quarter
Quarter ending June 2016	1,924	
Quarter ending September 2016	1,924	→
Quarter ending December 2016	1,940	→
Quarter ending March 2017	1,938	→
Quarter ending June 2017	1,939	→
Variance since June 2016	0.8%	→



ACTIVITY



Month	Adjusted Scheduled Activity (UDA)	
	2017	2018
April	135	193
May	440	658
June	765	1,011
July	1,368	
August	1,934	
September	2,671	
October	3,106	
November	3,965	
December	4,474	
January	4,971	
February	5,626	
March	6,311	
April	6,992	
May	7,004	
June	7,004	

QUALITY

	Quantity	Base Number	Contract	LHB	Wales
% of FP17s for the same patient ID Re-attending within 3 months - Children	17	146	11.6%	9.9%	11.2%
% of FP17s for the same patient ID Re-attending within 3 months - Adults	99	545	18.2%	14.9%	16.4%
% of FP17s for the same patient ID Re-attending between 3 & 9 months - Children	73	146	50.0%	53.1%	58.1%
% of FP17s for the same patient ID Re-attending between 3 & 9 months - Adults	318	545	58.3%	51.0%	54.8%
% of FP17s for Band 1 Urgent Courses	54	503	10.7%	9.4%	9.2%
% of FP17s Relating to Free Repair or Replacements	4	503	0.8%	0.8%	0.8%
% of FP17s Relating to Continuations	9	503	1.8%	0.7%	0.9%
% of Patients satisfied with the dentistry they have received	13	15	86.7%	93.5%	92.1%
% of Patients satisfied with the time they had to wait for an appointment	12	15	80.0%	88.0%	87.5%

* This is based on patients treated on this contract for their most recent course of treatment. Figures in italics indicate the base number of FP17s or Patient Questionnaire responses are less than 100. N/A is shown where the base number of responses is less than 10 during the period. % is calculated as Quantity/Base number*100

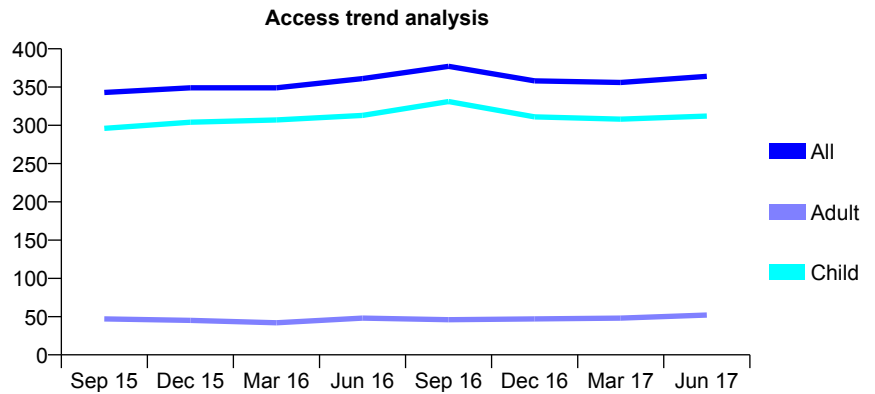
7A3 - Vital Signs At a Glance Contract Report for 136743/0001 - June 2017

Name or company name	Dr Webster & Dr Close
Contract type name	GDS Contract
Purpose of contract	General
Contract start date	07/06/2013
Contract end date	

17/18 Contracted general activity (UDA)	1,000
Carry forward general activity (UDA)	0
17/18 Contracted orthodontic activity (UOA)	0
Carry forward orthodontic activity (UOA)	0
Baseline contract value	£22,254.62

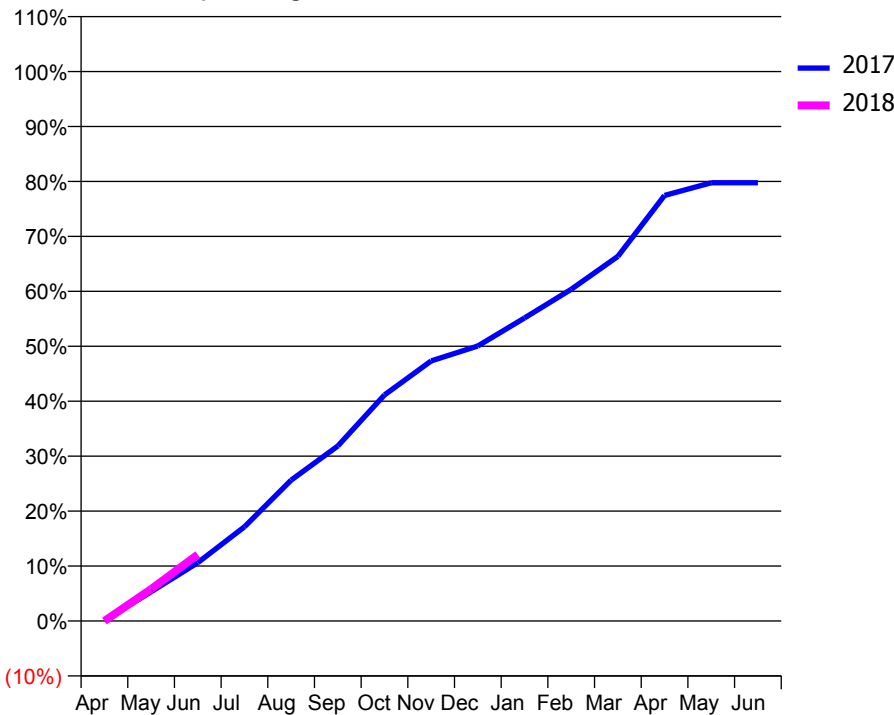
ACCESS*

Patients seen in 24 months	Total	Change since previous quarter
Quarter ending June 2016	361	
Quarter ending September 2016	377	↑
Quarter ending December 2016	358	↓
Quarter ending March 2017	356	→
Quarter ending June 2017	364	↑
Variance since June 2016	0.8%	→



ACTIVITY

Cumulative percentage of contracted UDA delivered 2017 & 2018



Month	Adjusted Scheduled Activity (UDA)	
	2017	2018
April	1	0
May	53	58
June	106	121
July	171	
August	256	
September	318	
October	411	
November	473	
December	500	
January	551	
February	604	
March	664	
April	775	
May	798	
June	798	

QUALITY

	Quantity	Base Number	Contract	LHB	Wales
% of FP17s for the same patient ID Re-attending within 3 months - Children	6	143	4.2%	9.9%	11.2%
% of FP17s for the same patient ID Re-attending within 3 months - Adults	0	7	0.0%	14.9%	16.4%
% of FP17s for the same patient ID Re-attending between 3 & 9 months - Children	84	143	58.7%	53.1%	58.1%
% of FP17s for the same patient ID Re-attending between 3 & 9 months - Adults	5	7	71.4%	51.0%	54.8%
% of FP17s for Band 1 Urgent Courses	0	68	0.0%	9.4%	9.2%
% of FP17s Relating to Free Repair or Replacements	0	68	0.0%	0.8%	0.8%
% of FP17s Relating to Continuations	0	68	0.0%	0.7%	0.9%
% of Patients satisfied with the dentistry they have received	1	2	N/A	93.5%	92.1%
% of Patients satisfied with the time they had to wait for an appointment	2	2	N/A	88.0%	87.5%

* This is based on patients treated on this contract for their most recent course of treatment. Figures in italics indicate the base number of FP17s or Patient Questionnaire responses are less than 100. N/A is shown where the base number of responses is less than 10 during the period. % is calculated as Quantity/Base number*100

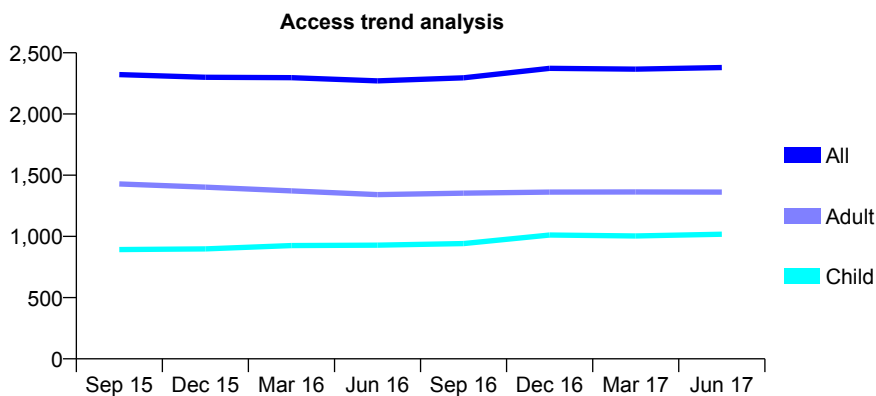
7A3 - Vital Signs At a Glance Contract Report for 142301/0001 - June 2017

Name or company name	Gower Healthcare Ltd
Contract type name	GDS Contract
Purpose of contract	General
Contract start date	01/04/2009
Contract end date	

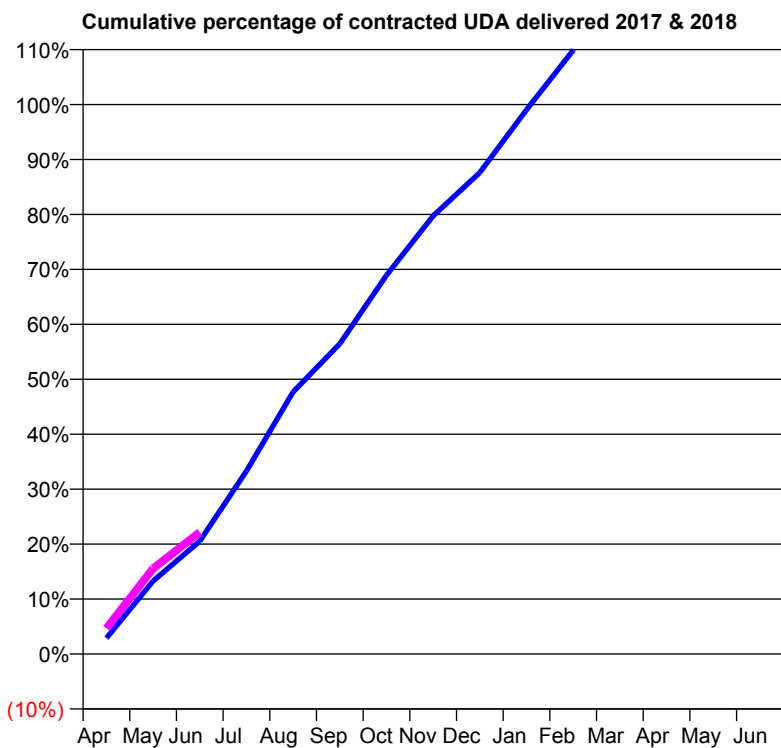
17/18 Contracted general activity (UDA)	7,100
Carry forward general activity (UDA)	0
17/18 Contracted orthodontic activity (UOA)	0
Carry forward orthodontic activity (UOA)	0
Baseline contract value	£161,186.13

ACCESS*

Patients seen in 24 months	Total	Change since previous quarter
Quarter ending June 2016	2,271	
Quarter ending September 2016	2,296	→
Quarter ending December 2016	2,373	↑
Quarter ending March 2017	2,367	→
Quarter ending June 2017	2,380	→
Variance since June 2016	4.8%	↑



ACTIVITY



Month	Adjusted Scheduled Activity (UDA)	
	2017	2018
April	206	332
May	943	1,105
June	1,459	1,573
July	2,365	
August	3,387	
September	4,008	
October	4,894	
November	5,661	
December	6,221	
January	7,032	
February	7,801	
March	8,760	
April	9,174	
May	9,184	
June	9,185	

QUALITY

	Quantity	Base Number	Contract	LHB	Wales
% of FP17s for the same patient ID Re-attending within 3 months - Children	32	375	8.5%	9.9%	11.2%
% of FP17s for the same patient ID Re-attending within 3 months - Adults	88	482	18.3%	14.9%	16.4%
% of FP17s for the same patient ID Re-attending between 3 & 9 months - Children	250	375	66.7%	53.1%	58.1%
% of FP17s for the same patient ID Re-attending between 3 & 9 months - Adults	275	482	57.1%	51.0%	54.8%
% of FP17s for Band 1 Urgent Courses	32	685	4.7%	9.4%	9.2%
% of FP17s Relating to Free Repair or Replacements	3	685	0.4%	0.8%	0.8%
% of FP17s Relating to Continuations	0	685	0.0%	0.7%	0.9%
% of Patients satisfied with the dentistry they have received	11	12	91.7%	93.5%	92.1%
% of Patients satisfied with the time they had to wait for an appointment	12	12	100.0%	88.0%	87.5%

* This is based on patients treated on this contract for their most recent course of treatment. Figures in italics indicate the base number of FP17s or Patient Questionnaire responses are less than 100. N/A is shown where the base number of responses is less than 10 during the period. % is calculated as Quantity/Base number*100

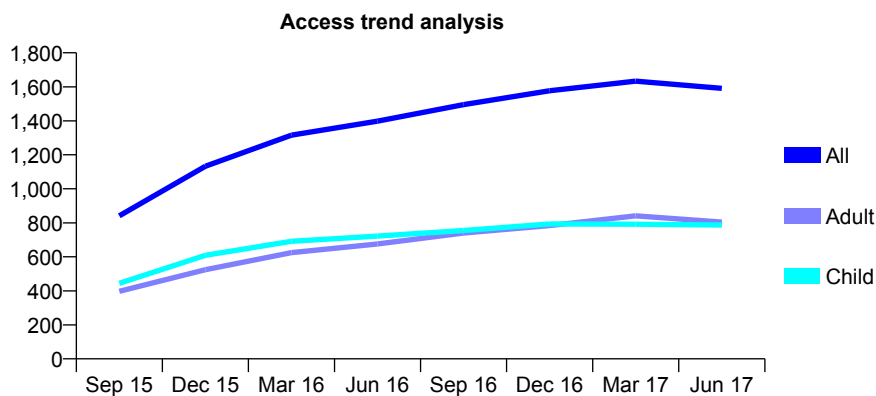
7A3 - Vital Signs At a Glance Contract Report for 143200/0001 - June 2017

Name or company name	Rhys Griffiths Ltd
Contract type name	GDS Contract
Purpose of contract	General
Contract start date	01/04/2015
Contract end date	

17/18 Contracted general activity (UDA)	5,144
Carry forward general activity (UDA)	0
17/18 Contracted orthodontic activity (UOA)	0
Carry forward orthodontic activity (UOA)	0
Baseline contract value	£86,097.20

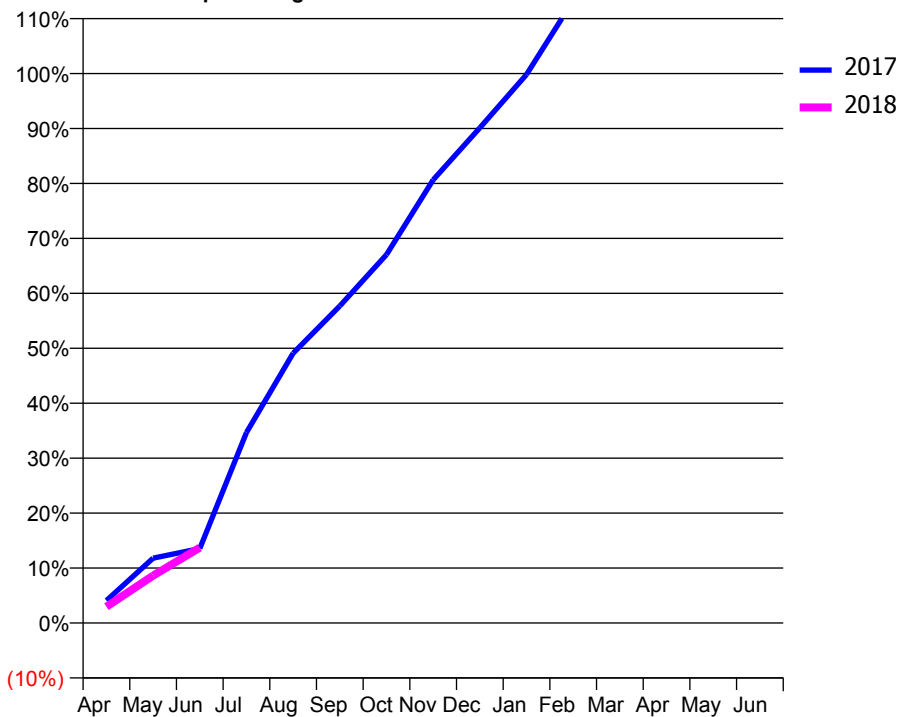
ACCESS*

Patients seen in 24 months	Total	Change since previous quarter
Quarter ending June 2016	1,398	
Quarter ending September 2016	1,495	↑
Quarter ending December 2016	1,577	↑
Quarter ending March 2017	1,633	↑
Quarter ending June 2017	1,591	↓
Variance since June 2016	13.8%	↑



ACTIVITY

Cumulative percentage of contracted UDA delivered 2017 & 2018



Month	Adjusted Scheduled Activity (UDA)	
	2017	2018
April	143	153
May	413	443
June	474	706
July	1,213	
August	1,718	
September	2,019	
October	2,346	
November	2,823	
December	3,154	
January	3,494	
February	3,963	
March	4,391	
April	4,599	
May	4,610	
June	4,625	

QUALITY

	Quantity	Base Number	Contract	LHB	Wales
% of FP17s for the same patient ID Re-attending within 3 months - Children	28	238	11.8%	9.9%	11.2%
% of FP17s for the same patient ID Re-attending within 3 months - Adults	53	227	23.3%	14.9%	16.4%
% of FP17s for the same patient ID Re-attending between 3 & 9 months - Children	124	238	52.1%	53.1%	58.1%
% of FP17s for the same patient ID Re-attending between 3 & 9 months - Adults	97	227	42.7%	51.0%	54.8%
% of FP17s for Band 1 Urgent Courses	48	360	13.3%	9.4%	9.2%
% of FP17s Relating to Free Repair or Replacements	0	360	0.0%	0.8%	0.8%
% of FP17s Relating to Continuations	1	360	0.3%	0.7%	0.9%
% of Patients satisfied with the dentistry they have received	9	9	N/A	93.5%	92.1%
% of Patients satisfied with the time they had to wait for an appointment	9	9	N/A	88.0%	87.5%

* This is based on patients treated on this contract for their most recent course of treatment. Figures in italics indicate the base number of FP17s or Patient Questionnaire responses are less than 100. N/A is shown where the base number of responses is less than 10 during the period. % is calculated as Quantity/Base number*100

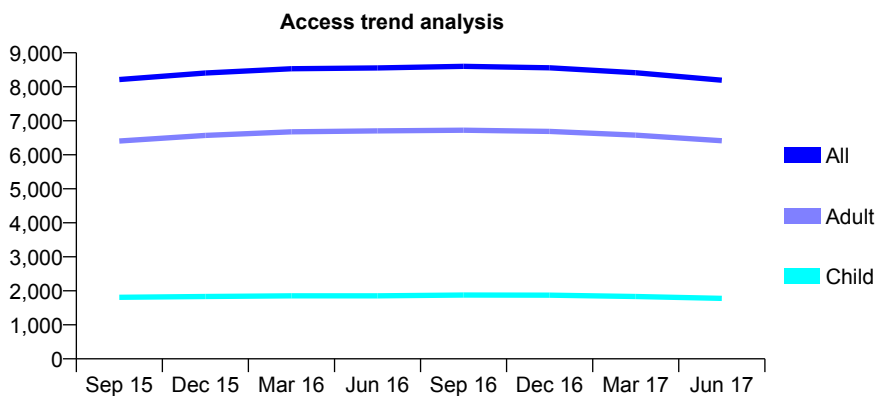
7A3 - Vital Signs At a Glance Contract Report for 145610/0001 - June 2017

Name or company name	Beynons Dental Surgery
Contract type name	GDS Contract
Purpose of contract	General
Contract start date	01/04/2009
Contract end date	

17/18 Contracted general activity (UDA)	24,396
Carry forward general activity (UDA)	0
17/18 Contracted orthodontic activity (UOA)	0
Carry forward orthodontic activity (UOA)	0
Baseline contract value	£553,876.45

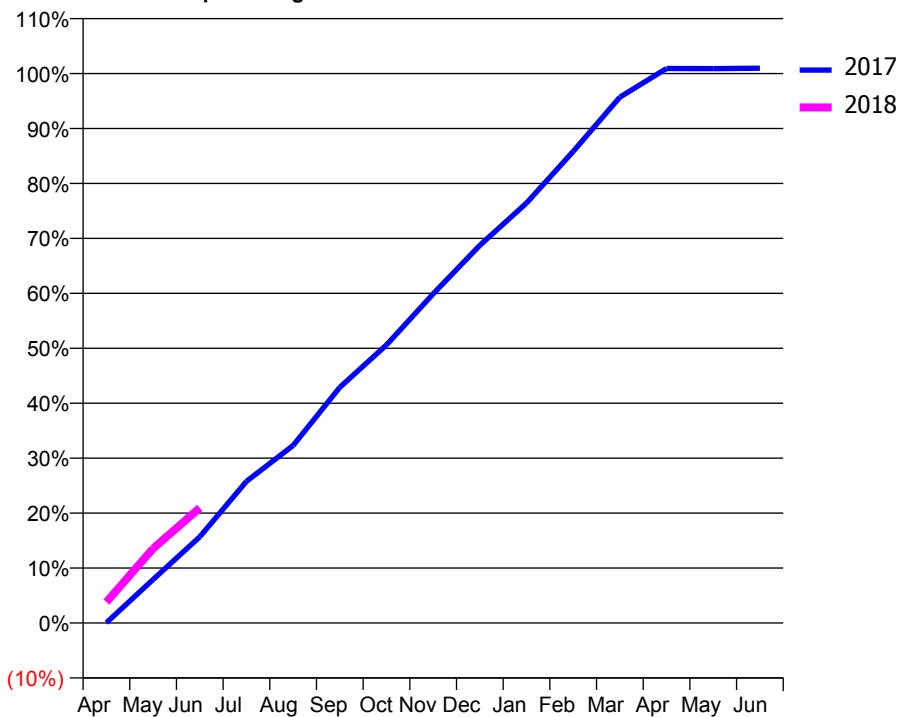
ACCESS*

Patients seen in 24 months	Total	Change since previous quarter
Quarter ending June 2016	8,556	
Quarter ending September 2016	8,600	→
Quarter ending December 2016	8,560	→
Quarter ending March 2017	8,414	↓
Quarter ending June 2017	8,193	↓
Variance since June 2016	(4.2%)	↓



ACTIVITY

Cumulative percentage of contracted UDA delivered 2017 & 2018



Month	Adjusted Scheduled Activity (UDA)	
	2017	2018
April	15	934
May	1,934	3,307
June	3,826	5,112
July	6,292	
August	7,886	
September	10,462	
October	12,346	
November	14,613	
December	16,767	
January	18,647	
February	20,940	
March	23,347	
April	24,619	
May	24,611	
June	24,632	

QUALITY

	Quantity	Base Number	Contract	LHB	Wales
% of FP17s for the same patient ID Re-attending within 3 months - Children	36	582	6.2%	9.9%	11.2%
% of FP17s for the same patient ID Re-attending within 3 months - Adults	298	2,040	14.6%	14.9%	16.4%
% of FP17s for the same patient ID Re-attending between 3 & 9 months - Children	364	582	62.5%	53.1%	58.1%
% of FP17s for the same patient ID Re-attending between 3 & 9 months - Adults	1,188	2,040	58.2%	51.0%	54.8%
% of FP17s for Band 1 Urgent Courses	193	2,139	9.0%	9.4%	9.2%
% of FP17s Relating to Free Repair or Replacements	35	2,139	1.6%	0.8%	0.8%
% of FP17s Relating to Continuations	2	2,139	0.1%	0.7%	0.9%
% of Patients satisfied with the dentistry they have received	42	42	100.0%	93.5%	92.1%
% of Patients satisfied with the time they had to wait for an appointment	40	42	95.2%	88.0%	87.5%

* This is based on patients treated on this contract for their most recent course of treatment. Figures in italics indicate the base number of FP17s or Patient Questionnaire responses are less than 100. N/A is shown where the base number of responses is less than 10 during the period. % is calculated as Quantity/Base number*100

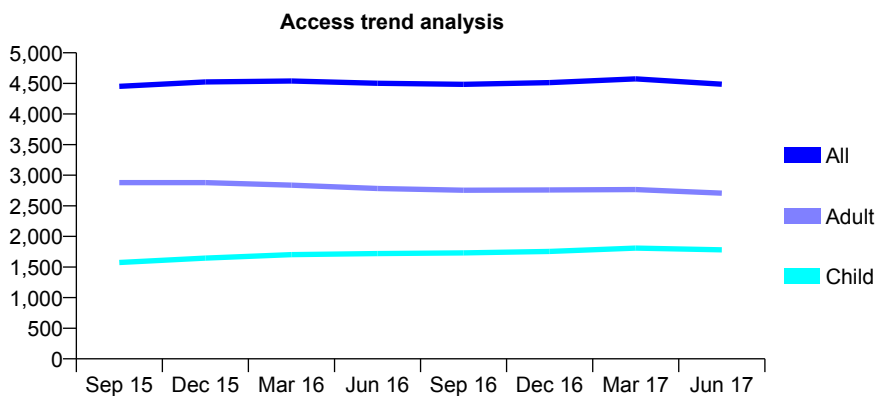
7A3 - Vital Signs At a Glance Contract Report for 147427/0001 - June 2017

Name or company name	Manor Road Dental Practice Limited
Contract type name	GDS Contract
Purpose of contract	General
Contract start date	01/08/2009
Contract end date	

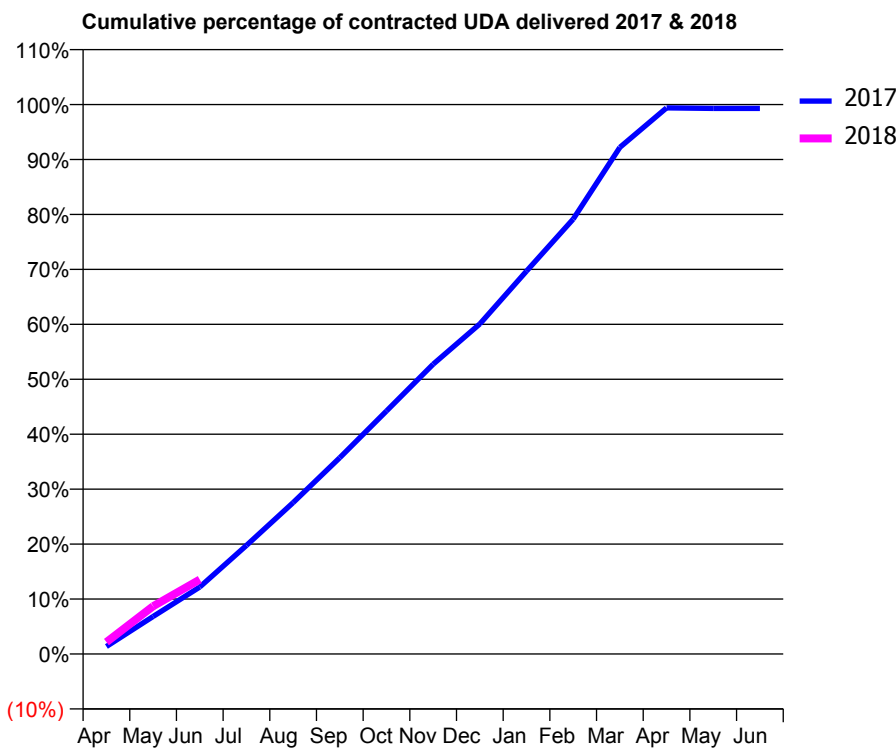
17/18 Contracted general activity (UDA)	11,252
Carry forward general activity (UDA)	0
17/18 Contracted orthodontic activity (UOA)	0
Carry forward orthodontic activity (UOA)	0
Baseline contract value	£273,121.33

ACCESS*

Patients seen in 24 months	Total	Change since previous quarter
Quarter ending June 2016	4,503	
Quarter ending September 2016	4,485	→
Quarter ending December 2016	4,514	→
Quarter ending March 2017	4,575	→
Quarter ending June 2017	4,488	↓
Variance since June 2016	(0.3%)	→



ACTIVITY



Month	Adjusted Scheduled Activity (UDA)	
	2017	2018
April	155	245
May	767	979
June	1,371	1,524
July	2,225	
August	3,101	
September	4,020	
October	4,976	
November	5,935	
December	6,760	
January	7,842	
February	8,905	
March	10,376	
April	11,182	
May	11,172	
June	11,173	

QUALITY

	Quantity	Base Number	Contract	LHB	Wales
% of FP17s for the same patient ID Re-attending within 3 months - Children	47	450	10.4%	9.9%	11.2%
% of FP17s for the same patient ID Re-attending within 3 months - Adults	100	570	17.5%	14.9%	16.4%
% of FP17s for the same patient ID Re-attending between 3 & 9 months - Children	164	450	36.4%	53.1%	58.1%
% of FP17s for the same patient ID Re-attending between 3 & 9 months - Adults	161	570	28.2%	51.0%	54.8%
% of FP17s for Band 1 Urgent Courses	155	737	21.0%	9.4%	9.2%
% of FP17s Relating to Free Repair or Replacements	0	737	0.0%	0.8%	0.8%
% of FP17s Relating to Continuations	2	737	0.3%	0.7%	0.9%
% of Patients satisfied with the dentistry they have received	9	9	N/A	93.5%	92.1%
% of Patients satisfied with the time they had to wait for an appointment	9	9	N/A	88.0%	87.5%

* This is based on patients treated on this contract for their most recent course of treatment. Figures in italics indicate the base number of FP17s or Patient Questionnaire responses are less than 100. N/A is shown where the base number of responses is less than 10 during the period. % is calculated as Quantity/Base number*100

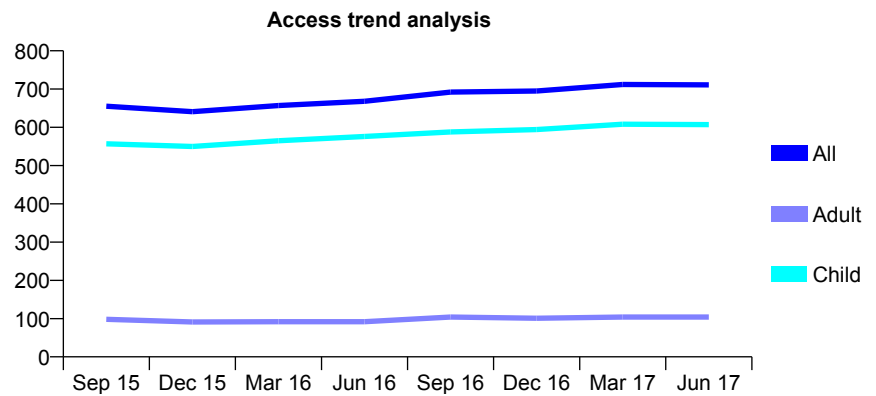
7A3 - Vital Signs At a Glance Contract Report for 147540/0001 - June 2017

Name or company name	Marsh Dental Surgery
Contract type name	GDS Contract
Purpose of contract	General
Contract start date	01/04/2006
Contract end date	

17/18 Contracted general activity (UDA)	1,650
Carry forward general activity (UDA)	0
17/18 Contracted orthodontic activity (UOA)	0
Carry forward orthodontic activity (UOA)	0
Baseline contract value	£37,274.71

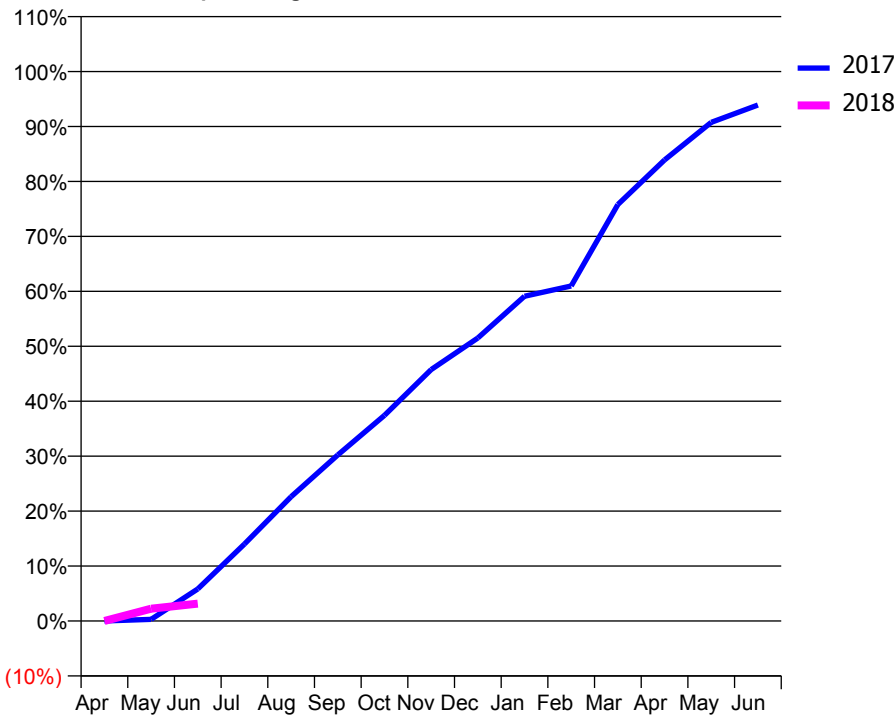
ACCESS*

Patients seen in 24 months	Total	Change since previous quarter
Quarter ending June 2016	668	
Quarter ending September 2016	692	↑
Quarter ending December 2016	695	→
Quarter ending March 2017	712	↑
Quarter ending June 2017	711	→
Variance since June 2016	6.4%	↑



ACTIVITY

Cumulative percentage of contracted UDA delivered 2017 & 2018



Month	Adjusted Scheduled Activity (UDA)	
	2017	2018
April	0	0
May	5	37
June	96	52
July	231	
August	373	
September	499	
October	618	
November	755	
December	850	
January	975	
February	1,006	
March	1,251	
April	1,384	
May	1,497	
June	1,549	

QUALITY

	Quantity	Base Number	Contract	LHB	Wales
% of FP17s for the same patient ID Re-attending within 3 months - Children	11	187	5.9%	9.9%	11.2%
% of FP17s for the same patient ID Re-attending within 3 months - Adults	0	6	0.0%	14.9%	16.4%
% of FP17s for the same patient ID Re-attending between 3 & 9 months - Children	115	187	61.5%	53.1%	58.1%
% of FP17s for the same patient ID Re-attending between 3 & 9 months - Adults	2	6	33.3%	51.0%	54.8%
% of FP17s for Band 1 Urgent Courses	1	30	3.3%	9.4%	9.2%
% of FP17s Relating to Free Repair or Replacements	0	30	0.0%	0.8%	0.8%
% of FP17s Relating to Continuations	0	30	0.0%	0.7%	0.9%
% of Patients satisfied with the dentistry they have received	2	2	N/A	93.5%	92.1%
% of Patients satisfied with the time they had to wait for an appointment	2	2	N/A	88.0%	87.5%

* This is based on patients treated on this contract for their most recent course of treatment. Figures in italics indicate the base number of FP17s or Patient Questionnaire responses are less than 100. N/A is shown where the base number of responses is less than 10 during the period. % is calculated as Quantity/Base number*100

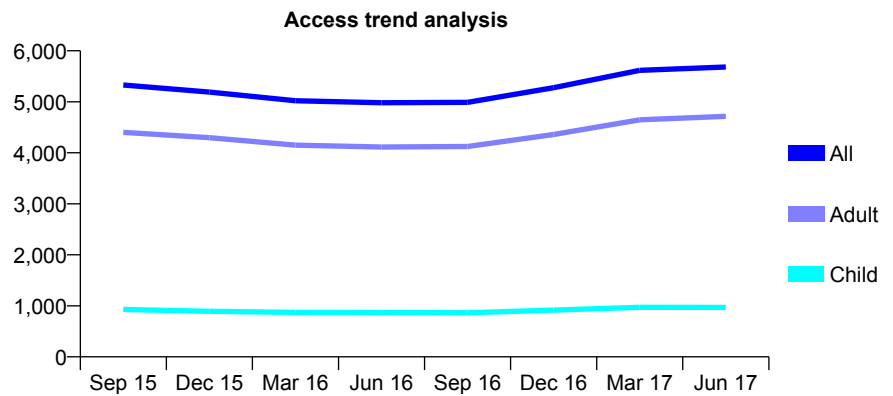
7A3 - Vital Signs At a Glance Contract Report for 148830/0001 - June 2017

Name or company name	United Dental Ltd
Contract type name	GDS Contract
Purpose of contract	General
Contract start date	01/04/2006
Contract end date	

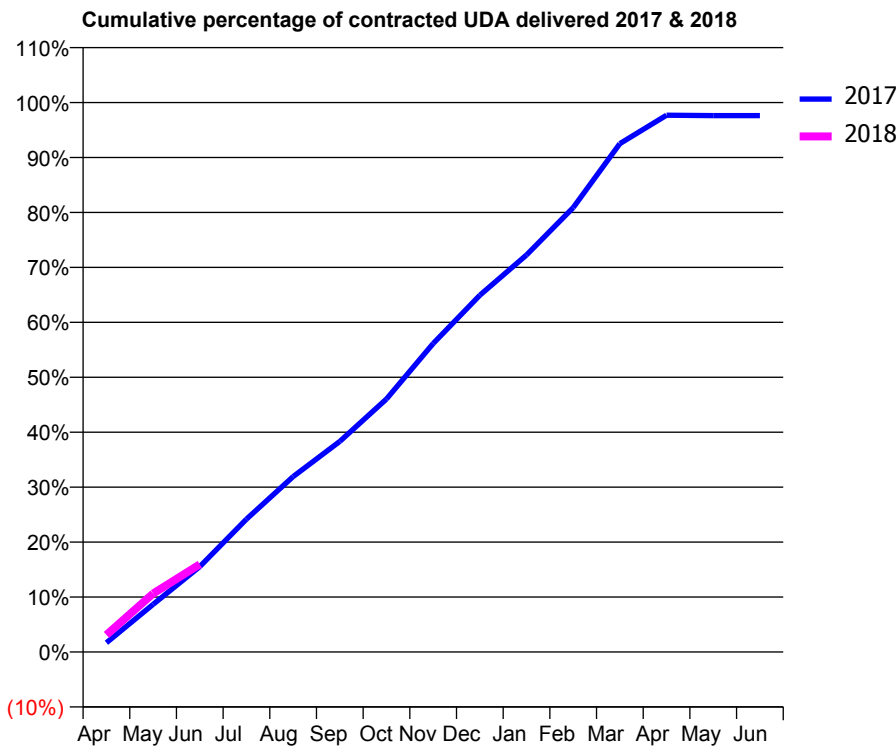
17/18 Contracted general activity (UDA)	16,210
Carry forward general activity (UDA)	0
17/18 Contracted orthodontic activity (UOA)	0
Carry forward orthodontic activity (UOA)	0
Baseline contract value	£383,112.64

ACCESS*

Patients seen in 24 months	Total	Change since previous quarter
Quarter ending June 2016	4,982	
Quarter ending September 2016	4,990	→
Quarter ending December 2016	5,277	↑
Quarter ending March 2017	5,618	↑
Quarter ending June 2017	5,682	→
Variance since June 2016	14.1%	↑



ACTIVITY



Month	Adjusted Scheduled Activity (UDA)	
	2017	2018
April	272	504
May	1,406	1,727
June	2,519	2,587
July	3,919	
August	5,175	
September	6,213	
October	7,465	
November	9,102	
December	10,524	
January	11,714	
February	13,109	
March	14,996	
April	15,835	
May	15,823	
June	15,823	

QUALITY

	Quantity	Base Number	Contract	LHB	Wales
% of FP17s for the same patient ID Re-attending within 3 months - Children	10	267	3.7%	9.9%	11.2%
% of FP17s for the same patient ID Re-attending within 3 months - Adults	130	1,203	10.8%	14.9%	16.4%
% of FP17s for the same patient ID Re-attending between 3 & 9 months - Children	114	267	42.7%	53.1%	58.1%
% of FP17s for the same patient ID Re-attending between 3 & 9 months - Adults	440	1,203	36.6%	51.0%	54.8%
% of FP17s for Band 1 Urgent Courses	84	1,194	7.0%	9.4%	9.2%
% of FP17s Relating to Free Repair or Replacements	11	1,194	0.9%	0.8%	0.8%
% of FP17s Relating to Continuations	10	1,194	0.8%	0.7%	0.9%
% of Patients satisfied with the dentistry they have received	25	30	83.3%	93.5%	92.1%
% of Patients satisfied with the time they had to wait for an appointment	28	30	93.3%	88.0%	87.5%

* This is based on patients treated on this contract for their most recent course of treatment. Figures in italics indicate the base number of FP17s or Patient Questionnaire responses are less than 100. N/A is shown where the base number of responses is less than 10 during the period. % is calculated as Quantity/Base number*100

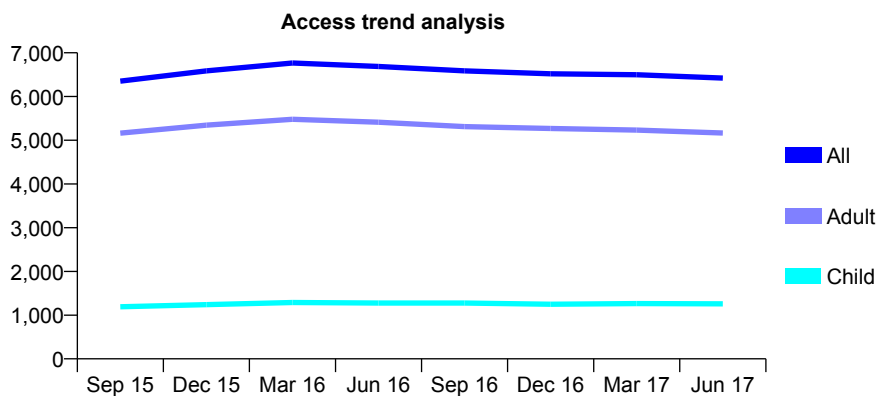
7A3 - Vital Signs At a Glance Contract Report for 150215/0001 - June 2017

Name or company name	T Metcalfe
Contract type name	GDS Contract
Purpose of contract	General
Contract start date	01/04/2014
Contract end date	

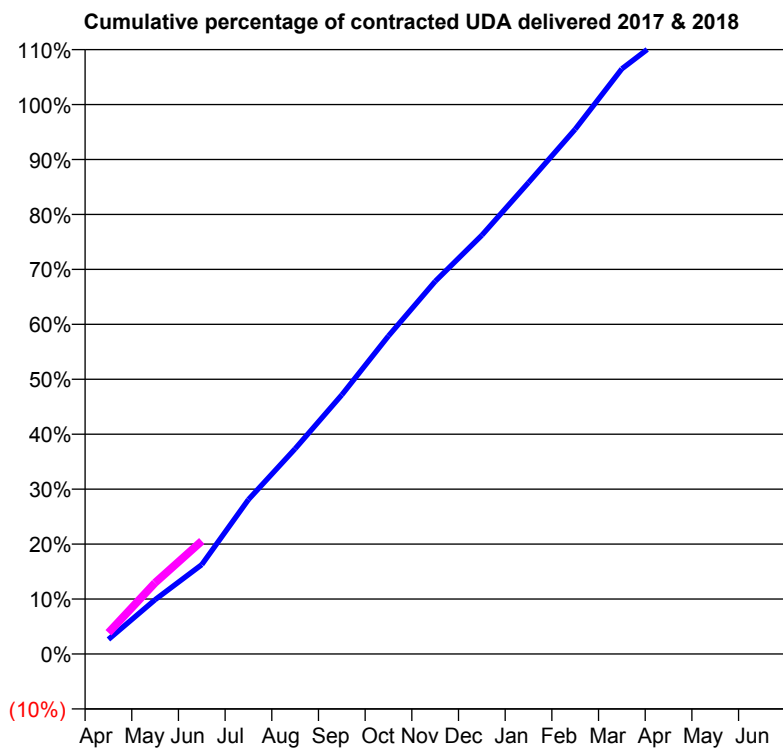
17/18 Contracted general activity (UDA)	16,447
Carry forward general activity (UDA)	0
17/18 Contracted orthodontic activity (UOA)	0
Carry forward orthodontic activity (UOA)	0
Baseline contract value	£383,333.01

ACCESS*

Patients seen in 24 months	Total	Change since previous quarter
Quarter ending June 2016	6,688	
Quarter ending September 2016	6,587	↓
Quarter ending December 2016	6,519	↓
Quarter ending March 2017	6,498	→
Quarter ending June 2017	6,423	↓
Variance since June 2016	(4.0%)	↓



ACTIVITY



Month	Adjusted Scheduled Activity (UDA)	
	2017	2018
April	437	637
May	1,627	2,134
June	2,676	3,383
July	4,623	
August	6,146	
September	7,759	
October	9,523	
November	11,154	
December	12,533	
January	14,110	
February	15,707	
March	17,516	
April	18,577	
May	18,630	
June	18,632	

QUALITY

	Quantity	Base Number	Contract	LHB	Wales
% of FP17s for the same patient ID Re-attending within 3 months - Children	23	404	5.7%	9.9%	11.2%
% of FP17s for the same patient ID Re-attending within 3 months - Adults	237	1,795	13.2%	14.9%	16.4%
% of FP17s for the same patient ID Re-attending between 3 & 9 months - Children	187	404	46.3%	53.1%	58.1%
% of FP17s for the same patient ID Re-attending between 3 & 9 months - Adults	962	1,795	53.6%	51.0%	54.8%
% of FP17s for Band 1 Urgent Courses	103	1,757	5.9%	9.4%	9.2%
% of FP17s Relating to Free Repair or Replacements	11	1,757	0.6%	0.8%	0.8%
% of FP17s Relating to Continuations	8	1,757	0.5%	0.7%	0.9%
% of Patients satisfied with the dentistry they have received	61	65	93.8%	93.5%	92.1%
% of Patients satisfied with the time they had to wait for an appointment	59	65	90.8%	88.0%	87.5%

* This is based on patients treated on this contract for their most recent course of treatment. Figures in italics indicate the base number of FP17s or Patient Questionnaire responses are less than 100. N/A is shown where the base number of responses is less than 10 during the period. % is calculated as Quantity/Base number*100

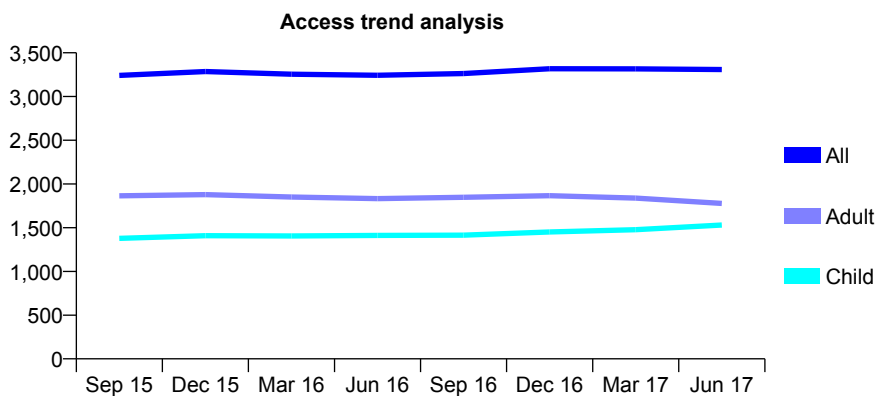
7A3 - Vital Signs At a Glance Contract Report for 152501/0001 - June 2017

Name or company name	Gower Healthcare Limited
Contract type name	GDS Contract
Purpose of contract	General and Orthodontic
Contract start date	01/04/2010
Contract end date	

17/18 Contracted general activity (UDA)	12,917
Carry forward general activity (UDA)	0
17/18 Contracted orthodontic activity (UOA)	8
Carry forward orthodontic activity (UOA)	0
Baseline contract value	£296,656.06

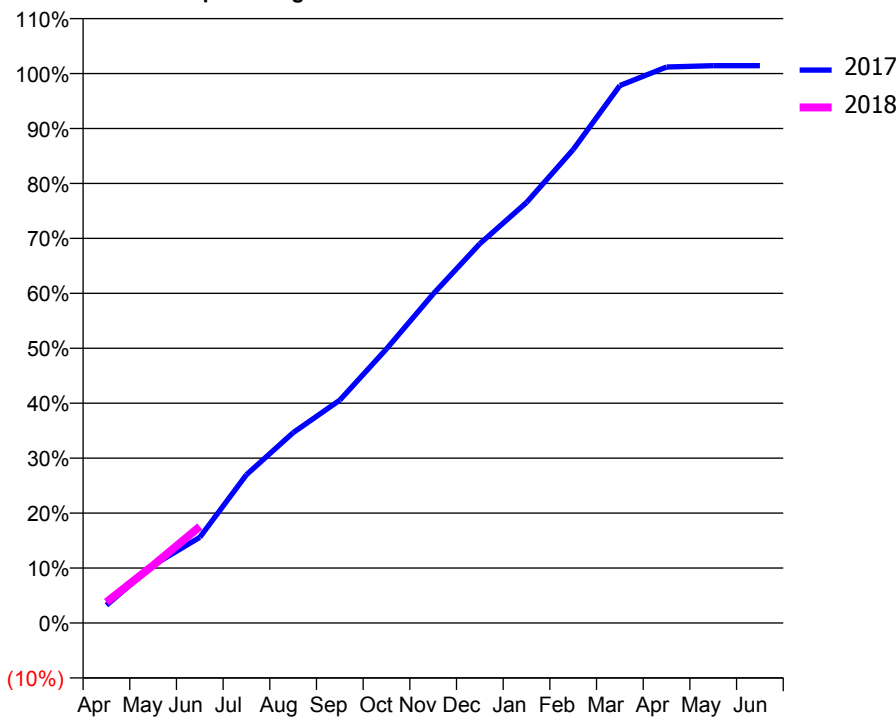
ACCESS*

Patients seen in 24 months	Total	Change since previous quarter
Quarter ending June 2016	3,243	
Quarter ending September 2016	3,263	→
Quarter ending December 2016	3,317	→
Quarter ending March 2017	3,316	→
Quarter ending June 2017	3,309	→
Variance since June 2016	2.0%	↑



ACTIVITY

Cumulative percentage of contracted UDA delivered 2017 & 2018



Adjusted Scheduled Activity (UDA)

Month	2017	2018
April	381	490
May	1,235	1,355
June	1,830	2,267
July	3,170	
August	4,067	
September	4,761	
October	5,857	
November	7,029	
December	8,105	
January	8,985	
February	10,115	
March	11,482	
April	11,878	
May	11,907	
June	11,907	

QUALITY

	Quantity	Base Number	Contract	LHB	Wales
% of FP17s for the same patient ID Re-attending within 3 months - Children	47	667	7.0%	9.9%	11.2%
% of FP17s for the same patient ID Re-attending within 3 months - Adults	104	577	18.0%	14.9%	16.4%
% of FP17s for the same patient ID Re-attending between 3 & 9 months - Children	402	667	60.3%	53.1%	58.1%
% of FP17s for the same patient ID Re-attending between 3 & 9 months - Adults	355	577	61.5%	51.0%	54.8%
% of FP17s for Band 1 Urgent Courses	69	1,067	6.5%	9.4%	9.2%
% of FP17s Relating to Free Repair or Replacements	4	1,067	0.4%	0.8%	0.8%
% of FP17s Relating to Continuations	0	1,067	0.0%	0.7%	0.9%
% of Patients satisfied with the dentistry they have received	15	15	100.0%	93.5%	92.1%
% of Patients satisfied with the time they had to wait for an appointment	14	15	93.3%	88.0%	87.5%

* This is based on patients treated on this contract for their most recent course of treatment. Figures in italics indicate the base number of FP17s or Patient Questionnaire responses are less than 100. N/A is shown where the base number of responses is less than 10 during the period. % is calculated as Quantity/Base number*100

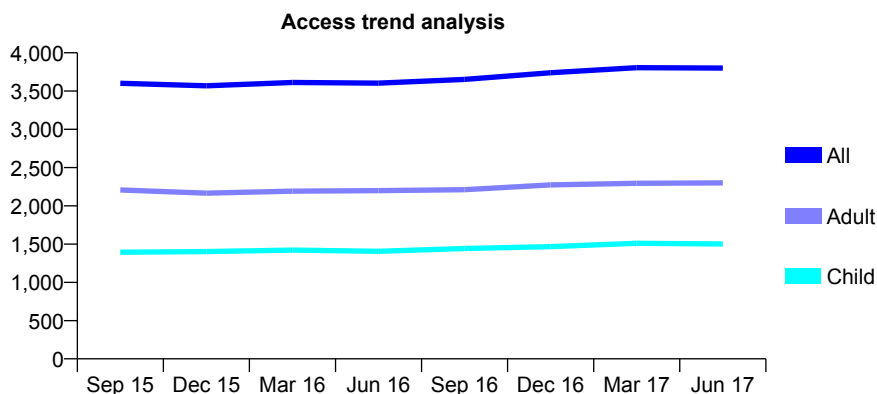
7A3 - Vital Signs At a Glance Contract Report for 153729/0001 - June 2017

Name or company name	Dr EV Johnstone, Dr D Ainsworth and Dr J
Contract type name	GDS Contract
Purpose of contract	General and Orthodontic
Contract start date	01/04/2006
Contract end date	

17/18 Contracted general activity (UDA)	9,742
Carry forward general activity (UDA)	0
17/18 Contracted orthodontic activity (UOA)	694
Carry forward orthodontic activity (UOA)	0
Baseline contract value	£432,829.46

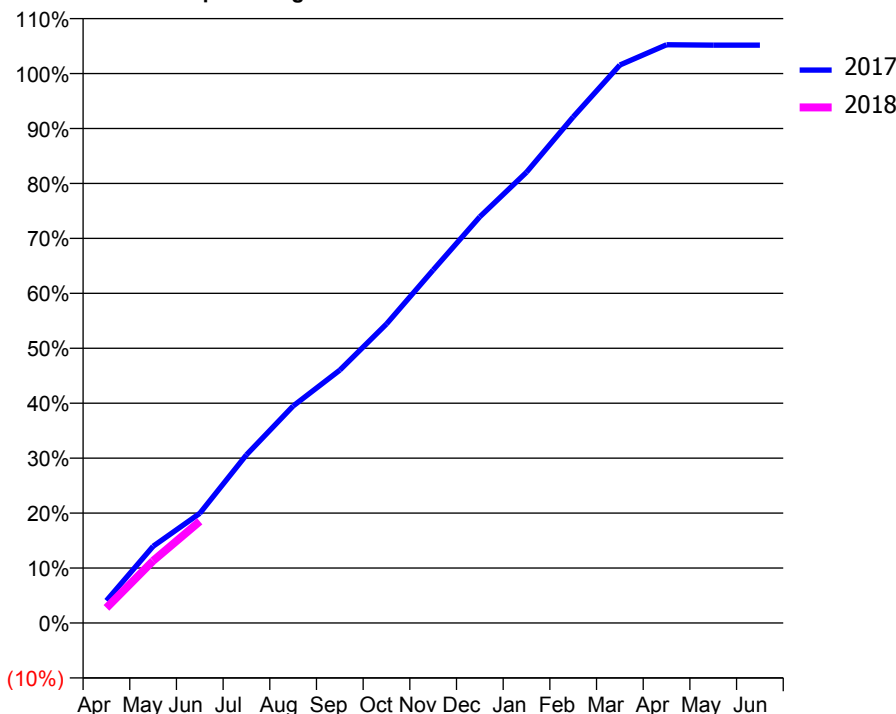
ACCESS*

Patients seen in 24 months	Total	Change since previous quarter
Quarter ending June 2016	3,604	
Quarter ending September 2016	3,653	→
Quarter ending December 2016	3,740	↑
Quarter ending March 2017	3,805	→
Quarter ending June 2017	3,801	→
Variance since June 2016	5.5%	↑



ACTIVITY

Cumulative percentage of contracted UDA delivered 2017 & 2018



Adjusted Scheduled Activity (UDA)

Month	2017	2018
April	397	267
May	1,361	1,104
June	1,945	1,803
July	2,983	
August	3,847	
September	4,484	
October	5,302	
November	6,259	
December	7,202	
January	7,992	
February	8,973	
March	9,893	
April	10,252	
May	10,245	
June	10,245	

QUALITY

	Quantity	Base Number	Contract	LHB	Wales
% of FP17s for the same patient ID Re-attending within 3 months - Children	50	512	9.8%	9.9%	11.2%
% of FP17s for the same patient ID Re-attending within 3 months - Adults	115	739	15.6%	14.9%	16.4%
% of FP17s for the same patient ID Re-attending between 3 & 9 months - Children	299	512	58.4%	53.1%	58.1%
% of FP17s for the same patient ID Re-attending between 3 & 9 months - Adults	456	739	61.7%	51.0%	54.8%
% of FP17s for Band 1 Urgent Courses	87	1,047	8.3%	9.4%	9.2%
% of FP17s Relating to Free Repair or Replacements	2	1,047	0.2%	0.8%	0.8%
% of FP17s Relating to Continuations	0	1,047	0.0%	0.7%	0.9%
% of Patients satisfied with the dentistry they have received	11	11	100.0%	93.5%	92.1%
% of Patients satisfied with the time they had to wait for an appointment	10	11	90.9%	88.0%	87.5%

* This is based on patients treated on this contract for their most recent course of treatment. Figures in italics indicate the base number of FP17s or Patient Questionnaire responses are less than 100. N/A is shown where the base number of responses is less than 10 during the period. % is calculated as Quantity/Base number*100

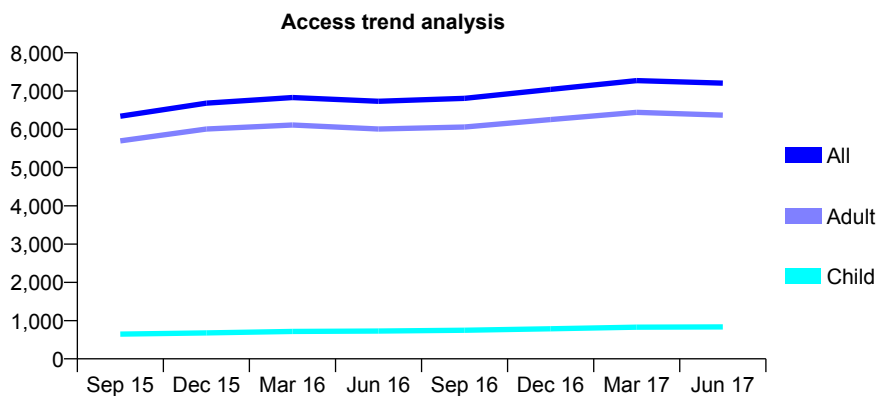
7A3 - Vital Signs At a Glance Contract Report for 155721/0001 - June 2017

Name or company name	University Dental Care
Contract type name	GDS Contract
Purpose of contract	General
Contract start date	01/04/2012
Contract end date	

17/18 Contracted general activity (UDA)	15,442
Carry forward general activity (UDA)	0
17/18 Contracted orthodontic activity (UOA)	0
Carry forward orthodontic activity (UOA)	0
Baseline contract value	£437,045.78

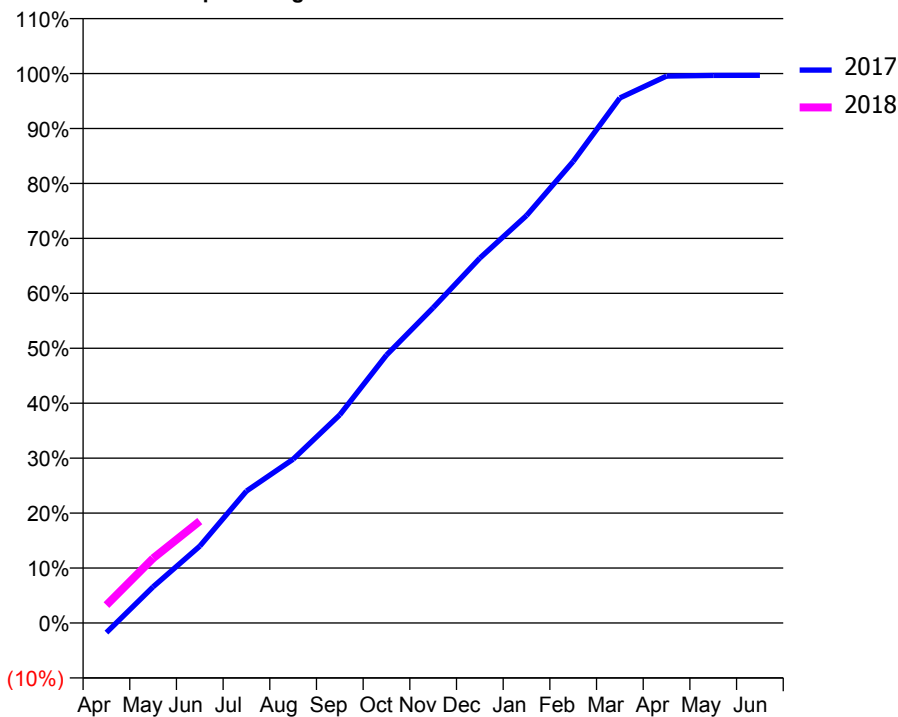
ACCESS*

Patients seen in 24 months	Total	Change since previous quarter
Quarter ending June 2016	6,733	
Quarter ending September 2016	6,808	→
Quarter ending December 2016	7,042	↑
Quarter ending March 2017	7,272	↑
Quarter ending June 2017	7,207	→
Variance since June 2016	7.0%	↑



ACTIVITY

Cumulative percentage of contracted UDA delivered 2017 & 2018



Month	Adjusted Scheduled Activity (UDA)	
	2017	2018
April	-271	503
May	1,016	1,821
June	2,159	2,863
July	3,708	
August	4,603	
September	5,853	
October	7,530	
November	8,861	
December	10,255	
January	11,449	
February	12,972	
March	14,754	
April	15,368	
May	15,388	
June	15,393	

QUALITY

	Quantity	Base Number	Contract	LHB	Wales
% of FP17s for the same patient ID Re-attending within 3 months - Children	19	263	7.2%	9.9%	11.2%
% of FP17s for the same patient ID Re-attending within 3 months - Adults	292	1,707	17.1%	14.9%	16.4%
% of FP17s for the same patient ID Re-attending between 3 & 9 months - Children	137	263	52.1%	53.1%	58.1%
% of FP17s for the same patient ID Re-attending between 3 & 9 months - Adults	845	1,707	49.5%	51.0%	54.8%
% of FP17s for Band 1 Urgent Courses	185	1,628	11.4%	9.4%	9.2%
% of FP17s Relating to Free Repair or Replacements	15	1,628	0.9%	0.8%	0.8%
% of FP17s Relating to Continuations	8	1,628	0.5%	0.7%	0.9%
% of Patients satisfied with the dentistry they have received	26	27	96.3%	93.5%	92.1%
% of Patients satisfied with the time they had to wait for an appointment	24	27	88.9%	88.0%	87.5%

* This is based on patients treated on this contract for their most recent course of treatment. Figures in italics indicate the base number of FP17s or Patient Questionnaire responses are less than 100. N/A is shown where the base number of responses is less than 10 during the period. % is calculated as Quantity/Base number*100

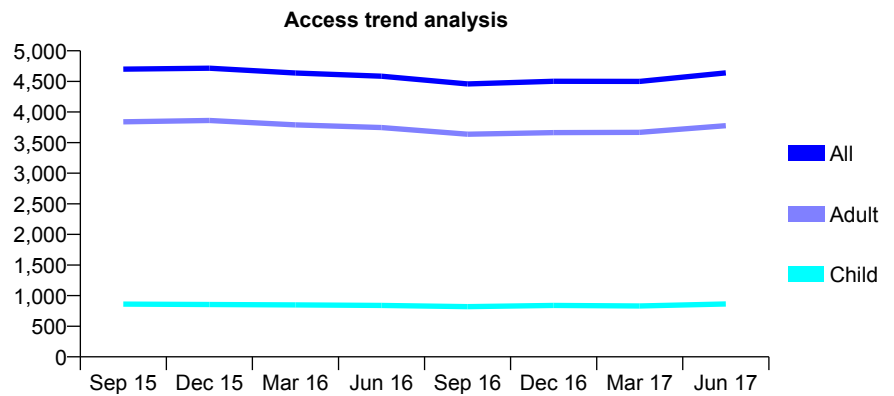
7A3 - Vital Signs At a Glance Contract Report for 158194/0005 - June 2017

Name or company name	Denticare Ltd
Contract type name	GDS Contract
Purpose of contract	General
Contract start date	01/04/2006
Contract end date	

17/18 Contracted general activity (UDA)	14,818
Carry forward general activity (UDA)	0
17/18 Contracted orthodontic activity (UOA)	0
Carry forward orthodontic activity (UOA)	0
Baseline contract value	£345,376.26

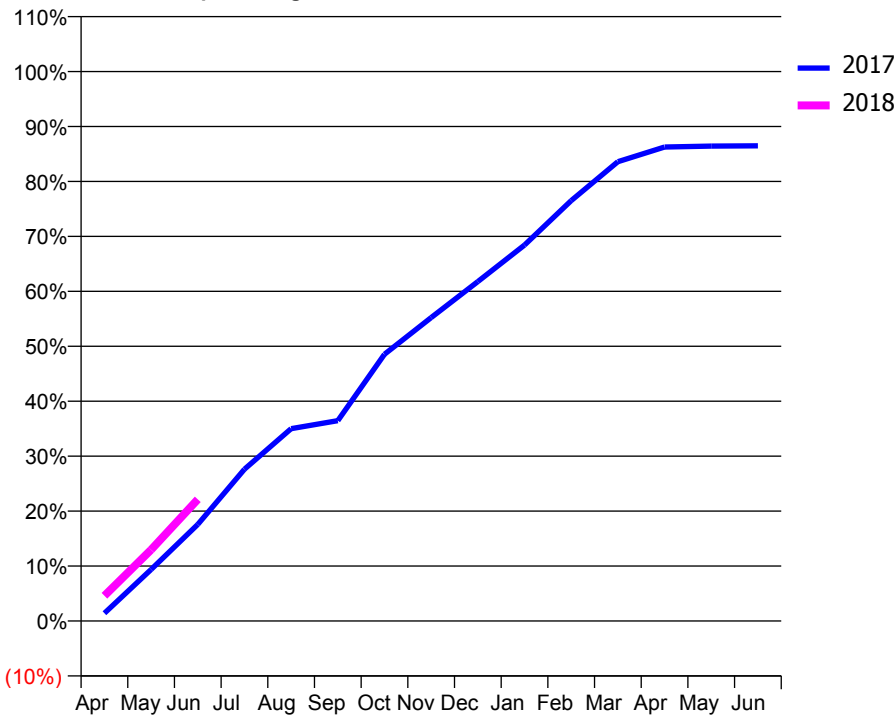
ACCESS*

Patients seen in 24 months	Total	Change since previous quarter
Quarter ending June 2016	4,586	
Quarter ending September 2016	4,458	↓
Quarter ending December 2016	4,503	→
Quarter ending March 2017	4,499	→
Quarter ending June 2017	4,640	↑
Variance since June 2016	1.2%	→



ACTIVITY

Cumulative percentage of contracted UDA delivered 2017 & 2018



Month	Adjusted Scheduled Activity (UDA)	
	2017	2018
April	211	683
May	1,391	1,921
June	2,606	3,282
July	4,093	
August	5,188	
September	5,401	
October	7,192	
November	8,184	
December	9,154	
January	10,137	
February	11,336	
March	12,387	
April	12,780	
May	12,807	
June	12,813	

QUALITY

	Quantity	Base Number	Contract	LHB	Wales
% of FP17s for the same patient ID Re-attending within 3 months - Children	7	254	2.8%	9.9%	11.2%
% of FP17s for the same patient ID Re-attending within 3 months - Adults	91	1,310	6.9%	14.9%	16.4%
% of FP17s for the same patient ID Re-attending between 3 & 9 months - Children	121	254	47.6%	53.1%	58.1%
% of FP17s for the same patient ID Re-attending between 3 & 9 months - Adults	569	1,310	43.4%	51.0%	54.8%
% of FP17s for Band 1 Urgent Courses	45	1,398	3.2%	9.4%	9.2%
% of FP17s Relating to Free Repair or Replacements	12	1,398	0.9%	0.8%	0.8%
% of FP17s Relating to Continuations	14	1,398	1.0%	0.7%	0.9%
% of Patients satisfied with the dentistry they have received	7	12	58.3%	93.5%	92.1%
% of Patients satisfied with the time they had to wait for an appointment	6	12	50.0%	88.0%	87.5%

* This is based on patients treated on this contract for their most recent course of treatment. Figures in italics indicate the base number of FP17s or Patient Questionnaire responses are less than 100. N/A is shown where the base number of responses is less than 10 during the period. % is calculated as Quantity/Base number*100

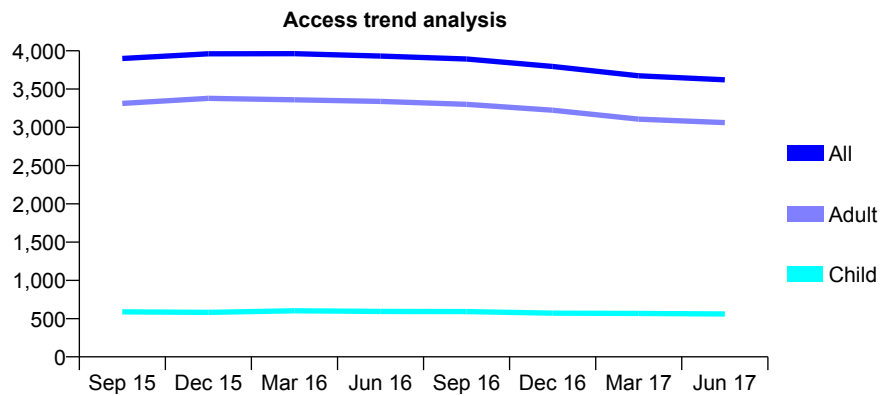
7A3 - Vital Signs At a Glance Contract Report for 158194/0011 - June 2017

Name or company name	Denticare Ltd
Contract type name	GDS Contract
Purpose of contract	General
Contract start date	01/04/2006
Contract end date	

17/18 Contracted general activity (UDA)	13,462
Carry forward general activity (UDA)	0
17/18 Contracted orthodontic activity (UOA)	0
Carry forward orthodontic activity (UOA)	0
Baseline contract value	£407,939.29

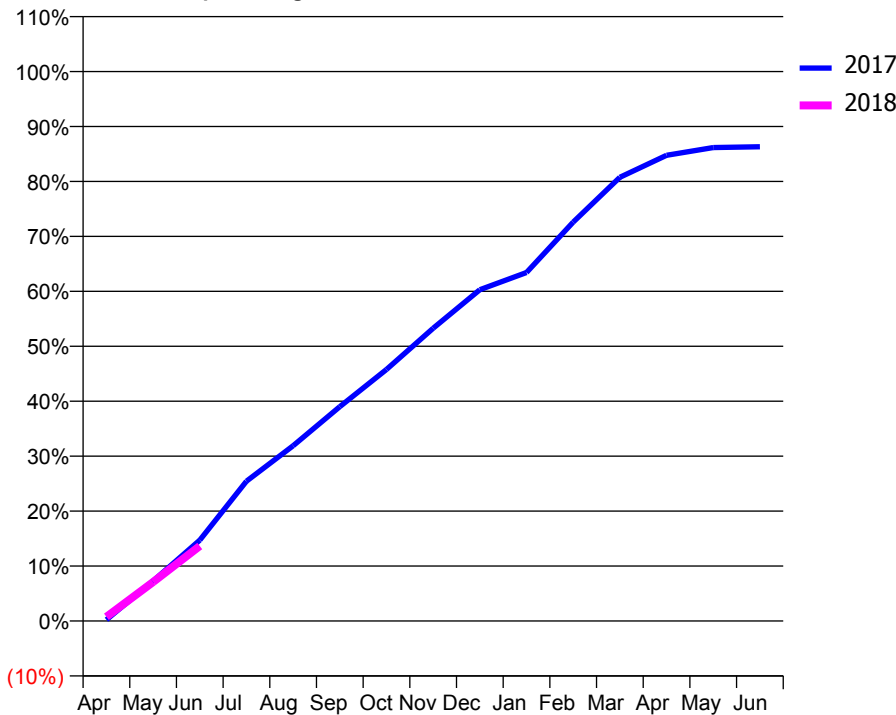
ACCESS*

Patients seen in 24 months	Total	Change since previous quarter
Quarter ending June 2016	3,932	
Quarter ending September 2016	3,892	↓
Quarter ending December 2016	3,795	↓
Quarter ending March 2017	3,674	↓
Quarter ending June 2017	3,621	↓
Variance since June 2016	(7.9%)	↓



ACTIVITY

Cumulative percentage of contracted UDA delivered 2017 & 2018



Month	Adjusted Scheduled Activity (UDA)	
	2017	2018
April	33	103
May	981	954
June	1,980	1,839
July	3,425	
August	4,294	
September	5,252	
October	6,163	
November	7,173	
December	8,117	
January	8,537	
February	9,772	
March	10,872	
April	11,409	
May	11,599	
June	11,618	

QUALITY

	Quantity	Base Number	Contract	LHB	Wales
% of FP17s for the same patient ID Re-attending within 3 months - Children	10	206	4.9%	9.9%	11.2%
% of FP17s for the same patient ID Re-attending within 3 months - Adults	85	1,045	8.1%	14.9%	16.4%
% of FP17s for the same patient ID Re-attending between 3 & 9 months - Children	113	206	54.9%	53.1%	58.1%
% of FP17s for the same patient ID Re-attending between 3 & 9 months - Adults	712	1,045	68.1%	51.0%	54.8%
% of FP17s for Band 1 Urgent Courses	48	939	5.1%	9.4%	9.2%
% of FP17s Relating to Free Repair or Replacements	1	939	0.1%	0.8%	0.8%
% of FP17s Relating to Continuations	5	939	0.5%	0.7%	0.9%
% of Patients satisfied with the dentistry they have received	22	23	95.7%	93.5%	92.1%
% of Patients satisfied with the time they had to wait for an appointment	20	23	87.0%	88.0%	87.5%

* This is based on patients treated on this contract for their most recent course of treatment. Figures in italics indicate the base number of FP17s or Patient Questionnaire responses are less than 100. N/A is shown where the base number of responses is less than 10 during the period. % is calculated as Quantity/Base number*100

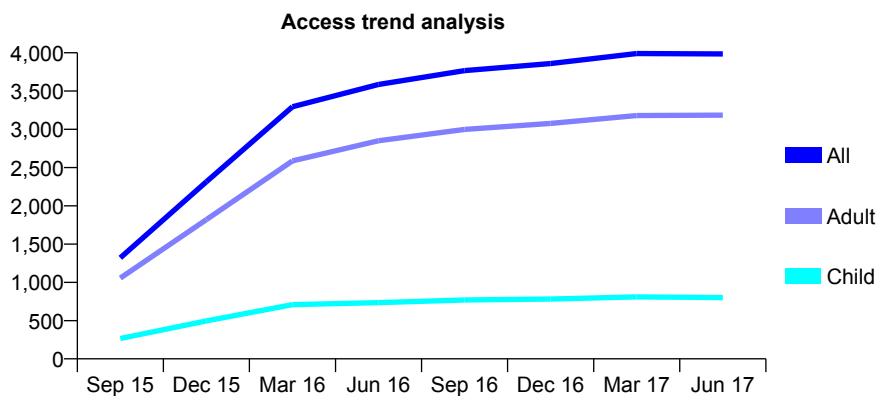
7A3 - Vital Signs At a Glance Contract Report for 163120/0001 - June 2017

Name or company name	OASIS DENTAL CARE LTD
Contract type name	GDS Contract
Purpose of contract	General
Contract start date	01/06/2015
Contract end date	

17/18 Contracted general activity (UDA)	13,369
Carry forward general activity (UDA)	0
17/18 Contracted orthodontic activity (UOA)	0
Carry forward orthodontic activity (UOA)	0
Baseline contract value	£385,907.57

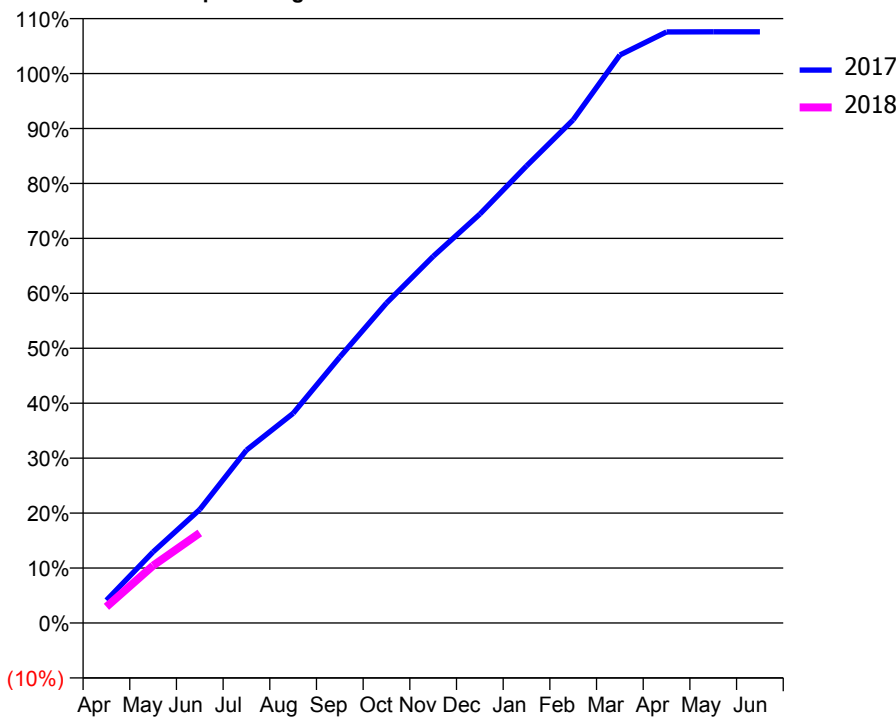
ACCESS*

Patients seen in 24 months	Total	Change since previous quarter
Quarter ending June 2016	3,586	
Quarter ending September 2016	3,767	↑
Quarter ending December 2016	3,859	↑
Quarter ending March 2017	3,990	↑
Quarter ending June 2017	3,986	→
Variance since June 2016	11.2%	↑



ACTIVITY

Cumulative percentage of contracted UDA delivered 2017 & 2018



Month	Adjusted Scheduled Activity (UDA)	
	2017	2018
April	552	393
May	1,731	1,398
June	2,764	2,192
July	4,206	
August	5,101	
September	6,471	
October	7,784	
November	8,921	
December	9,947	
January	11,120	
February	12,242	
March	13,820	
April	14,379	
May	14,383	
June	14,383	

QUALITY

	Quantity	Base Number	Contract	LHB	Wales
% of FP17s for the same patient ID Re-attending within 3 months - Children	23	279	8.2%	9.9%	11.2%
% of FP17s for the same patient ID Re-attending within 3 months - Adults	137	1,115	12.3%	14.9%	16.4%
% of FP17s for the same patient ID Re-attending between 3 & 9 months - Children	189	279	67.7%	53.1%	58.1%
% of FP17s for the same patient ID Re-attending between 3 & 9 months - Adults	749	1,115	67.2%	51.0%	54.8%
% of FP17s for Band 1 Urgent Courses	90	1,158	7.8%	9.4%	9.2%
% of FP17s Relating to Free Repair or Replacements	3	1,158	0.3%	0.8%	0.8%
% of FP17s Relating to Continuations	0	1,158	0.0%	0.7%	0.9%
% of Patients satisfied with the dentistry they have received	21	22	95.5%	93.5%	92.1%
% of Patients satisfied with the time they had to wait for an appointment	20	22	90.9%	88.0%	87.5%

* This is based on patients treated on this contract for their most recent course of treatment. Figures in italics indicate the base number of FP17s or Patient Questionnaire responses are less than 100. N/A is shown where the base number of responses is less than 10 during the period. % is calculated as Quantity/Base number*100

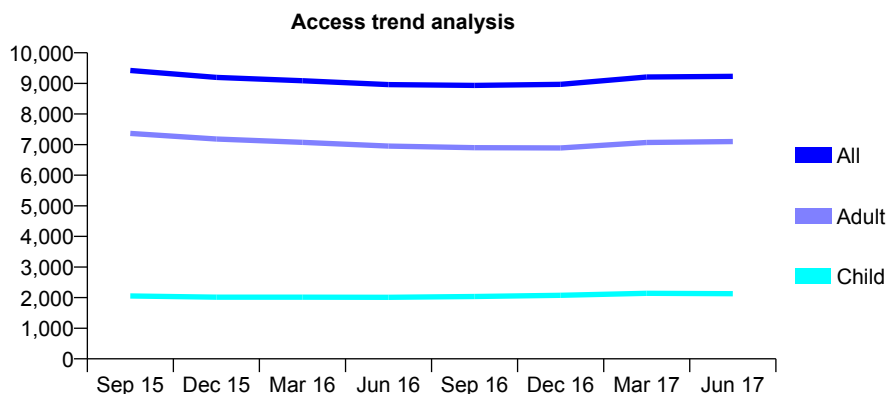
7A3 - Vital Signs At a Glance Contract Report for 165840/0001 - June 2017

Name or company name	Nicola Hall Limited
Contract type name	GDS Contract
Purpose of contract	General
Contract start date	01/09/2010
Contract end date	

17/18 Contracted general activity (UDA)	28,287
Carry forward general activity (UDA)	0
17/18 Contracted orthodontic activity (UOA)	0
Carry forward orthodontic activity (UOA)	0
Baseline contract value	£737,253.79

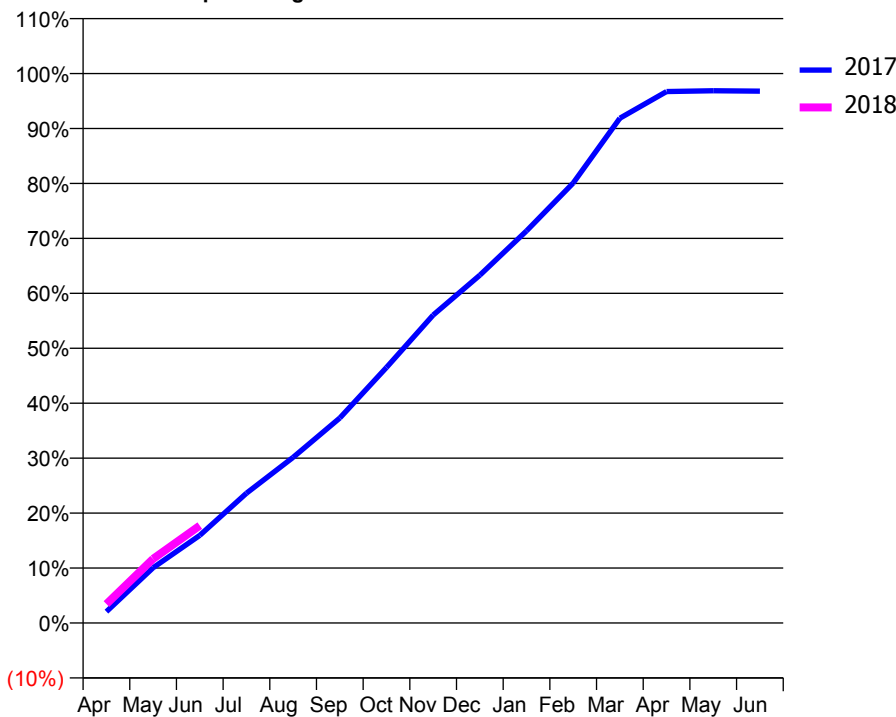
ACCESS*

Patients seen in 24 months	Total	Change since previous quarter
Quarter ending June 2016	8,962	
Quarter ending September 2016	8,935	→
Quarter ending December 2016	8,969	→
Quarter ending March 2017	9,210	↑
Quarter ending June 2017	9,232	→
Variance since June 2016	3.0%	↑



ACTIVITY

Cumulative percentage of contracted UDA delivered 2017 & 2018



Adjusted Scheduled Activity (UDA)

Month	2017	2018
April	587	980
May	2,848	3,306
June	4,515	5,016
July	6,681	
August	8,529	
September	10,552	
October	13,154	
November	15,855	
December	17,904	
January	20,187	
February	22,647	
March	25,986	
April	27,358	
May	27,399	
June	27,380	

QUALITY

	Quantity	Base Number	Contract	LHB	Wales
% of FP17s for the same patient ID Re-attending within 3 months - Children	65	748	8.7%	9.9%	11.2%
% of FP17s for the same patient ID Re-attending within 3 months - Adults	320	2,338	13.7%	14.9%	16.4%
% of FP17s for the same patient ID Re-attending between 3 & 9 months - Children	437	748	58.4%	53.1%	58.1%
% of FP17s for the same patient ID Re-attending between 3 & 9 months - Adults	1,190	2,338	50.9%	51.0%	54.8%
% of FP17s for Band 1 Urgent Courses	171	2,424	7.1%	9.4%	9.2%
% of FP17s Relating to Free Repair or Replacements	20	2,424	0.8%	0.8%	0.8%
% of FP17s Relating to Continuations	5	2,424	0.2%	0.7%	0.9%
% of Patients satisfied with the dentistry they have received	40	43	93.0%	93.5%	92.1%
% of Patients satisfied with the time they had to wait for an appointment	37	43	86.0%	88.0%	87.5%

* This is based on patients treated on this contract for their most recent course of treatment. Figures in italics indicate the base number of FP17s or Patient Questionnaire responses are less than 100. N/A is shown where the base number of responses is less than 10 during the period. % is calculated as Quantity/Base number*100

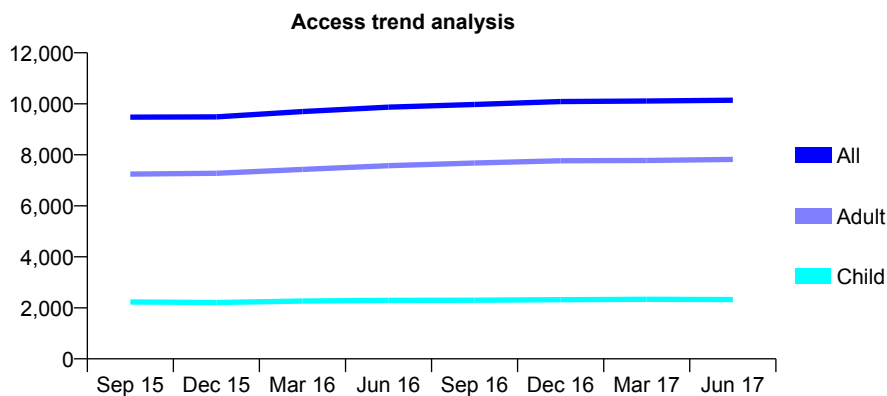
7A3 - Vital Signs At a Glance Contract Report for 169714/0001 - June 2017

Name or company name	Pantyyfynon Limited
Contract type name	GDS Contract
Purpose of contract	General
Contract start date	01/04/2011
Contract end date	

17/18 Contracted general activity (UDA)	22,834
Carry forward general activity (UDA)	0
17/18 Contracted orthodontic activity (UOA)	0
Carry forward orthodontic activity (UOA)	0
Baseline contract value	£532,202.96

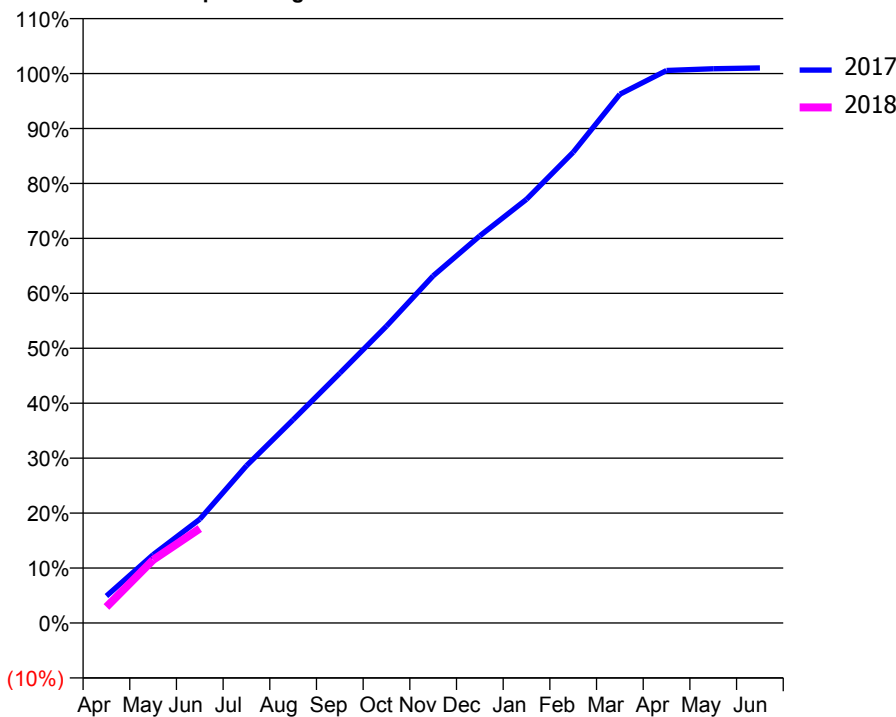
ACCESS*

Patients seen in 24 months	Total	Change since previous quarter
Quarter ending June 2016	9,871	
Quarter ending September 2016	9,975	→
Quarter ending December 2016	10,087	→
Quarter ending March 2017	10,112	→
Quarter ending June 2017	10,142	→
Variance since June 2016	2.7%	↑



ACTIVITY

Cumulative percentage of contracted UDA delivered 2017 & 2018



Month	Adjusted Scheduled Activity (UDA)	
	2017	2018
April	1,125	668
May	2,841	2,626
June	4,316	3,928
July	6,534	
August	8,448	
September	10,384	
October	12,335	
November	14,427	
December	16,089	
January	17,607	
February	19,565	
March	21,971	
April	22,962	
May	23,034	
June	23,064	

QUALITY

	Quantity	Base Number	Contract	LHB	Wales
% of FP17s for the same patient ID Re-attending within 3 months - Children	32	829	3.9%	9.9%	11.2%
% of FP17s for the same patient ID Re-attending within 3 months - Adults	153	1,778	8.6%	14.9%	16.4%
% of FP17s for the same patient ID Re-attending between 3 & 9 months - Children	496	829	59.8%	53.1%	58.1%
% of FP17s for the same patient ID Re-attending between 3 & 9 months - Adults	392	1,778	22.0%	51.0%	54.8%
% of FP17s for Band 1 Urgent Courses	46	2,081	2.2%	9.4%	9.2%
% of FP17s Relating to Free Repair or Replacements	17	2,081	0.8%	0.8%	0.8%
% of FP17s Relating to Continuations	32	2,081	1.5%	0.7%	0.9%
% of Patients satisfied with the dentistry they have received	31	35	88.6%	93.5%	92.1%
% of Patients satisfied with the time they had to wait for an appointment	30	35	85.7%	88.0%	87.5%

* This is based on patients treated on this contract for their most recent course of treatment. Figures in italics indicate the base number of FP17s or Patient Questionnaire responses are less than 100. N/A is shown where the base number of responses is less than 10 during the period. % is calculated as Quantity/Base number*100

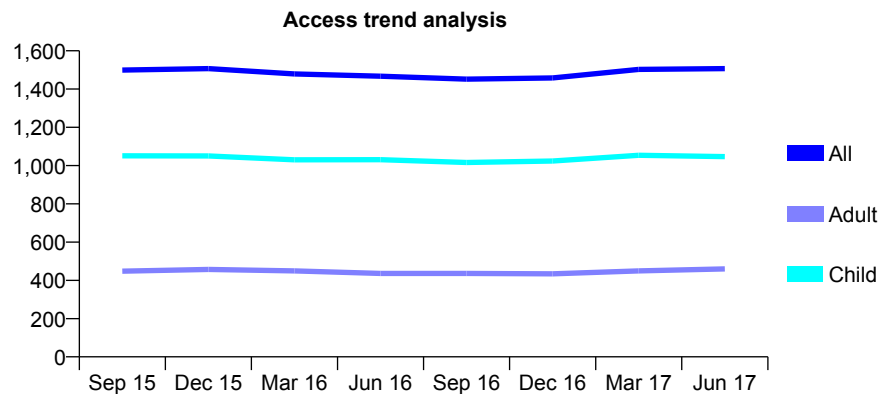
7A3 - Vital Signs At a Glance Contract Report for 171131/0001 - June 2017

Name or company name	J & LV Ltd
Contract type name	GDS Contract
Purpose of contract	General
Contract start date	01/04/2006
Contract end date	

17/18 Contracted general activity (UDA)	4,000
Carry forward general activity (UDA)	0
17/18 Contracted orthodontic activity (UOA)	0
Carry forward orthodontic activity (UOA)	0
Baseline contract value	£122,257.77

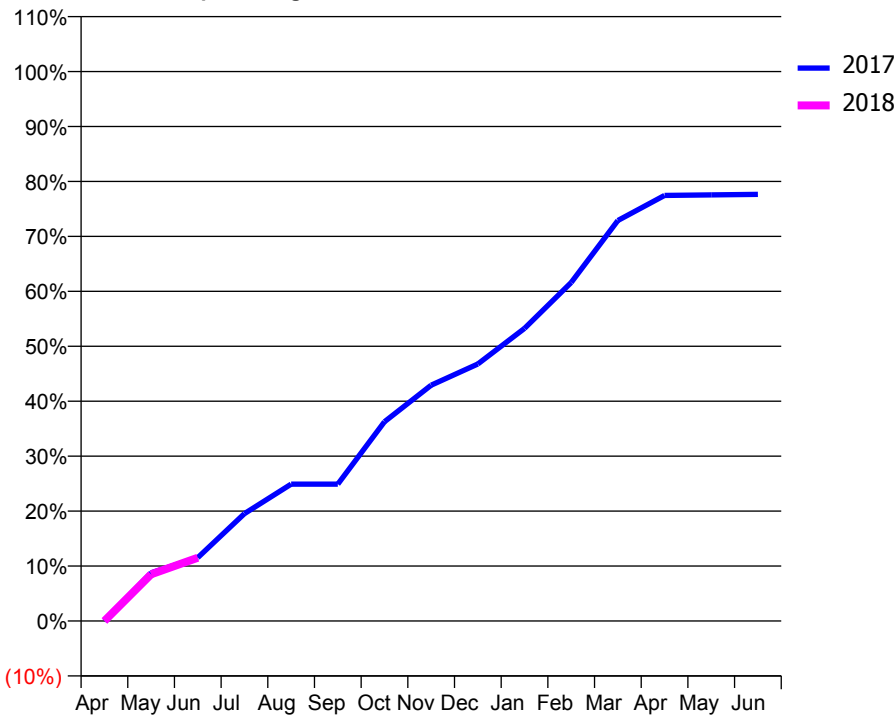
ACCESS*

Patients seen in 24 months	Total	Change since previous quarter
Quarter ending June 2016	1,467	
Quarter ending September 2016	1,452	↓
Quarter ending December 2016	1,458	→
Quarter ending March 2017	1,503	↑
Quarter ending June 2017	1,507	→
Variance since June 2016	2.7%	↑



ACTIVITY

Cumulative percentage of contracted UDA delivered 2017 & 2018



Month	Adjusted Scheduled Activity (UDA)	
	2017	2018
April	0	0
May	351	340
June	462	461
July	781	
August	996	
September	996	
October	1,451	
November	1,716	
December	1,871	
January	2,130	
February	2,464	
March	2,915	
April	3,098	
May	3,102	
June	3,105	

QUALITY

	Quantity	Base Number	Contract	LHB	Wales
% of FP17s for the same patient ID Re-attending within 3 months - Children	32	405	7.9%	9.9%	11.2%
% of FP17s for the same patient ID Re-attending within 3 months - Adults	8	24	33.3%	14.9%	16.4%
% of FP17s for the same patient ID Re-attending between 3 & 9 months - Children	236	405	58.3%	53.1%	58.1%
% of FP17s for the same patient ID Re-attending between 3 & 9 months - Adults	8	24	33.3%	51.0%	54.8%
% of FP17s for Band 1 Urgent Courses	24	292	8.2%	9.4%	9.2%
% of FP17s Relating to Free Repair or Replacements	0	292	0.0%	0.8%	0.8%
% of FP17s Relating to Continuations	0	292	0.0%	0.7%	0.9%
% of Patients satisfied with the dentistry they have received	1	1	N/A	93.5%	92.1%
% of Patients satisfied with the time they had to wait for an appointment	1	1	N/A	88.0%	87.5%

* This is based on patients treated on this contract for their most recent course of treatment. Figures in italics indicate the base number of FP17s or Patient Questionnaire responses are less than 100. N/A is shown where the base number of responses is less than 10 during the period. % is calculated as Quantity/Base number*100

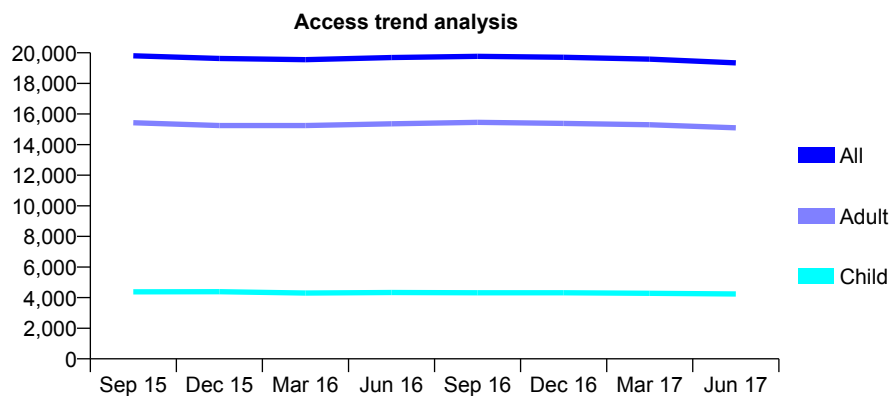
7A3 - Vital Signs At a Glance Contract Report for 175641/0001 - June 2017

Name or company name	United Dental Ltd
Contract type name	GDS Contract
Purpose of contract	General
Contract start date	01/04/2009
Contract end date	

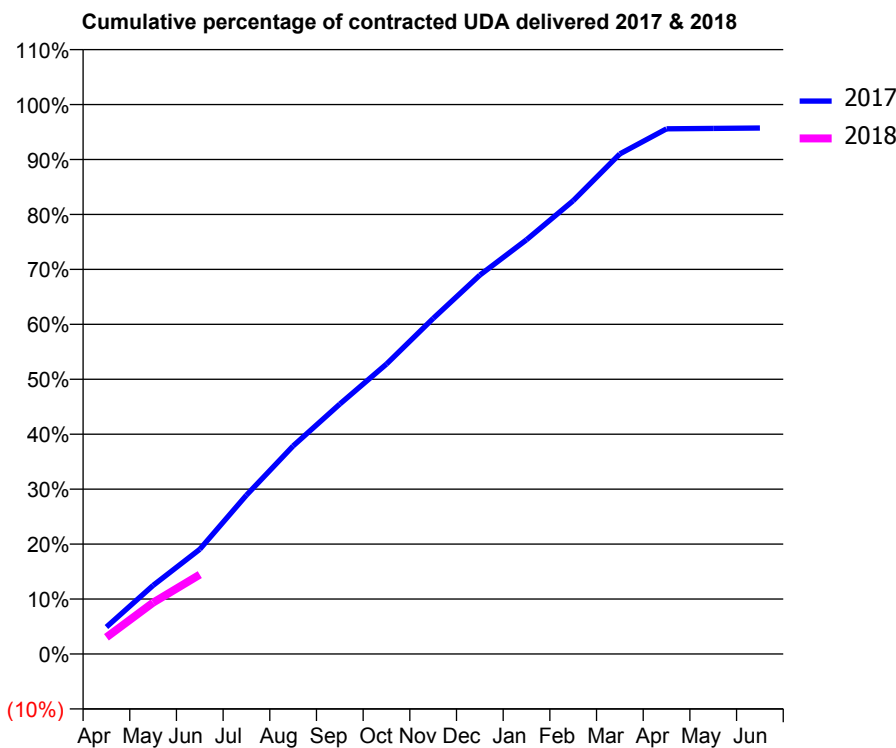
17/18 Contracted general activity (UDA)	54,400
Carry forward general activity (UDA)	0
17/18 Contracted orthodontic activity (UOA)	0
Carry forward orthodontic activity (UOA)	0
Baseline contract value	£1,368,650.28

ACCESS*

Patients seen in 24 months	Total	Change since previous quarter
Quarter ending June 2016	19,689	
Quarter ending September 2016	19,771	→
Quarter ending December 2016	19,707	→
Quarter ending March 2017	19,582	→
Quarter ending June 2017	19,340	↓
Variance since June 2016	(1.8%)	↓



ACTIVITY



Month	Adjusted Scheduled Activity (UDA)	
	2017	2018
April	2,668	1,651
May	6,794	5,092
June	10,365	7,859
July	15,732	
August	20,594	
September	24,744	
October	28,709	
November	33,216	
December	37,516	
January	41,015	
February	44,879	
March	49,510	
April	51,999	
May	52,033	
June	52,066	

QUALITY

	Quantity	Base Number	Contract	LHB	Wales
% of FP17s for the same patient ID Re-attending within 3 months - Children	49	1,221	4.0%	9.9%	11.2%
% of FP17s for the same patient ID Re-attending within 3 months - Adults	380	3,988	9.5%	14.9%	16.4%
% of FP17s for the same patient ID Re-attending between 3 & 9 months - Children	662	1,221	54.2%	53.1%	58.1%
% of FP17s for the same patient ID Re-attending between 3 & 9 months - Adults	1,808	3,988	45.3%	51.0%	54.8%
% of FP17s for Band 1 Urgent Courses	268	4,141	6.5%	9.4%	9.2%
% of FP17s Relating to Free Repair or Replacements	24	4,141	0.6%	0.8%	0.8%
% of FP17s Relating to Continuations	19	4,141	0.5%	0.7%	0.9%
% of Patients satisfied with the dentistry they have received	66	78	84.6%	93.5%	92.1%
% of Patients satisfied with the time they had to wait for an appointment	63	78	80.8%	88.0%	87.5%

* This is based on patients treated on this contract for their most recent course of treatment. Figures in italics indicate the base number of FP17s or Patient Questionnaire responses are less than 100. N/A is shown where the base number of responses is less than 10 during the period. % is calculated as Quantity/Base number*100

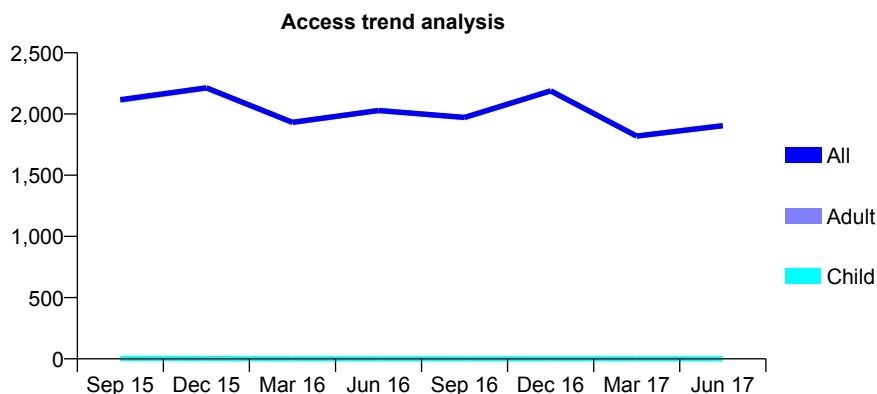
7A3 - Vital Signs At a Glance Contract Report for 175641/0002 - June 2017

Name or company name	United Dental Ltd
Contract type name	GDS Contract
Purpose of contract	General
Contract start date	01/04/2009
Contract end date	

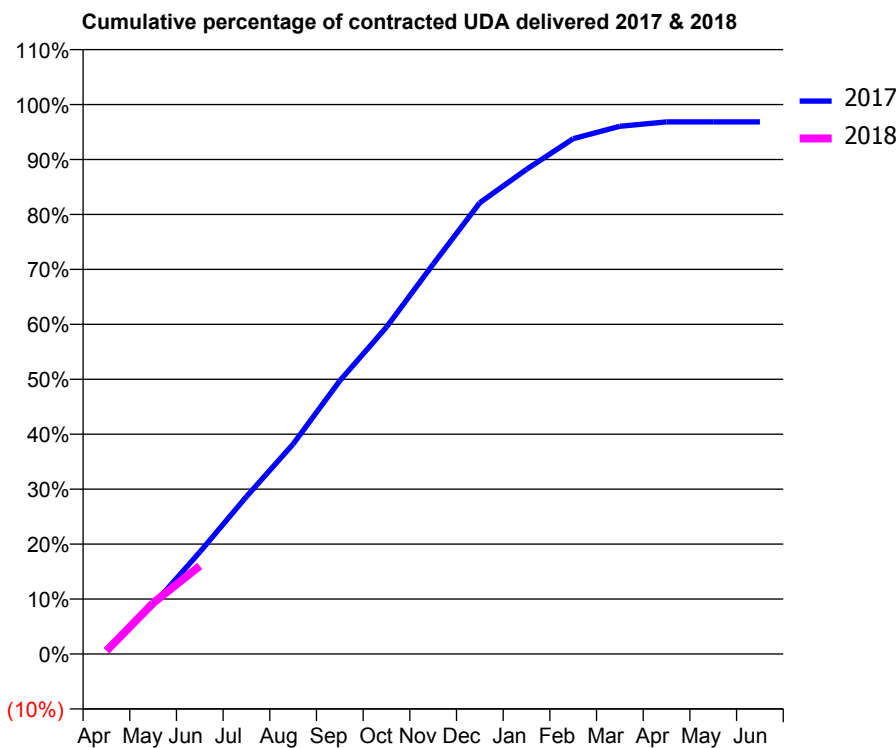
17/18 Contracted general activity (UDA)	5,467
Carry forward general activity (UDA)	0
17/18 Contracted orthodontic activity (UOA)	0
Carry forward orthodontic activity (UOA)	0
Baseline contract value	£269,820.24

ACCESS*

Patients seen in 24 months	Total	Change since previous quarter
Quarter ending June 2016	2,029	
Quarter ending September 2016	1,972	↓
Quarter ending December 2016	2,189	↑
Quarter ending March 2017	1,820	↓
Quarter ending June 2017	1,905	↑
Variance since June 2016	(6.1%)	↓



ACTIVITY



Month	Adjusted Scheduled Activity (UDA)	
	2017	2018
April	41	32
May	441	507
June	914	877
July	1,411	
August	1,882	
September	2,450	
October	2,930	
November	3,494	
December	4,045	
January	4,344	
February	4,619	
March	4,730	
April	4,770	
May	4,770	
June	4,770	

QUALITY

	Quantity	Base Number	Contract	LHB	Wales
% of FP17s for the same patient ID Re-attending within 3 months - Children	0	0	N/A	9.9%	11.2%
% of FP17s for the same patient ID Re-attending within 3 months - Adults	6	370	1.6%	14.9%	16.4%
% of FP17s for the same patient ID Re-attending between 3 & 9 months - Children	0	0	N/A	53.1%	58.1%
% of FP17s for the same patient ID Re-attending between 3 & 9 months - Adults	108	370	29.2%	51.0%	54.8%
% of FP17s for Band 1 Urgent Courses	14	363	3.9%	9.4%	9.2%
% of FP17s Relating to Free Repair or Replacements	0	363	0.0%	0.8%	0.8%
% of FP17s Relating to Continuations	0	363	0.0%	0.7%	0.9%
% of Patients satisfied with the dentistry they have received	3	5	N/A	93.5%	92.1%
% of Patients satisfied with the time they had to wait for an appointment	4	5	N/A	88.0%	87.5%

* This is based on patients treated on this contract for their most recent course of treatment. Figures in italics indicate the base number of FP17s or Patient Questionnaire responses are less than 100. N/A is shown where the base number of responses is less than 10 during the period. % is calculated as Quantity/Base number*100

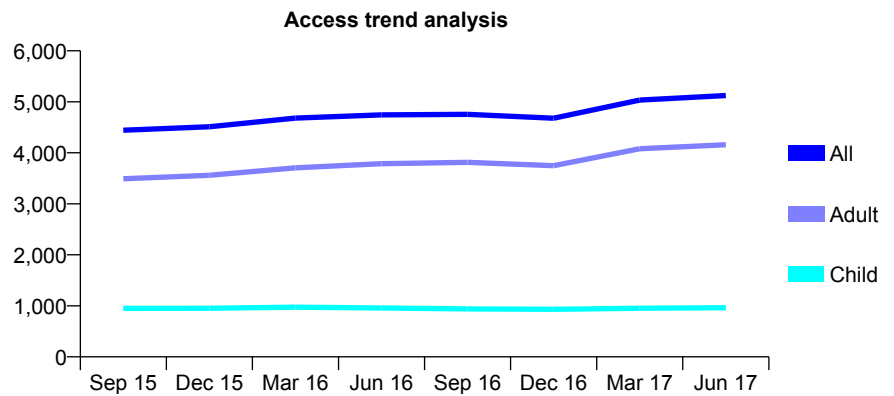
7A3 - Vital Signs At a Glance Contract Report for 175641/0003 - June 2017

Name or company name	United Dental Ltd
Contract type name	GDS Contract
Purpose of contract	General
Contract start date	01/04/2009
Contract end date	

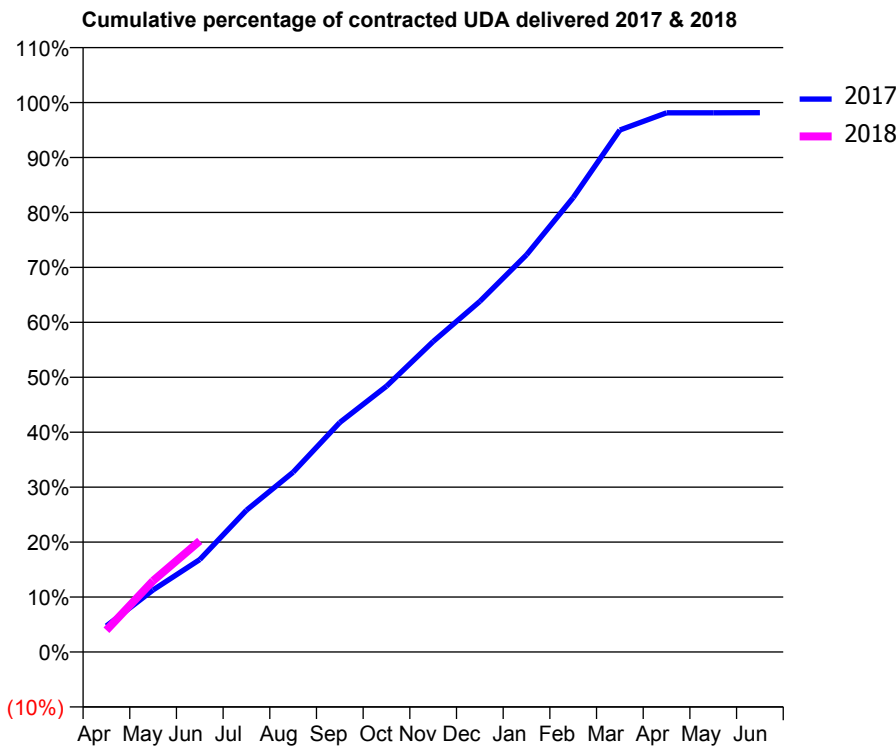
17/18 Contracted general activity (UDA)	13,200
Carry forward general activity (UDA)	0
17/18 Contracted orthodontic activity (UOA)	0
Carry forward orthodontic activity (UOA)	0
Baseline contract value	£293,912.26

ACCESS*

Patients seen in 24 months	Total	Change since previous quarter
Quarter ending June 2016	4,744	
Quarter ending September 2016	4,753	→
Quarter ending December 2016	4,679	↓
Quarter ending March 2017	5,034	↑
Quarter ending June 2017	5,122	→
Variance since June 2016	8.0%	↑



ACTIVITY



Month	Adjusted Scheduled Activity (UDA)	
	2017	2018
April	683	522
May	1,625	1,712
June	2,423	2,671
July	3,717	
August	4,714	
September	6,015	
October	6,965	
November	8,136	
December	9,188	
January	10,408	
February	11,908	
March	13,680	
April	14,130	
May	14,129	
June	14,133	

QUALITY

	Quantity	Base Number	Contract	LHB	Wales
% of FP17s for the same patient ID Re-attending within 3 months - Children	15	237	6.3%	9.9%	11.2%
% of FP17s for the same patient ID Re-attending within 3 months - Adults	158	1,253	12.6%	14.9%	16.4%
% of FP17s for the same patient ID Re-attending between 3 & 9 months - Children	119	237	50.2%	53.1%	58.1%
% of FP17s for the same patient ID Re-attending between 3 & 9 months - Adults	667	1,253	53.2%	51.0%	54.8%
% of FP17s for Band 1 Urgent Courses	100	1,267	7.9%	9.4%	9.2%
% of FP17s Relating to Free Repair or Replacements	15	1,267	1.2%	0.8%	0.8%
% of FP17s Relating to Continuations	5	1,267	0.4%	0.7%	0.9%
% of Patients satisfied with the dentistry they have received	18	18	100.0%	93.5%	92.1%
% of Patients satisfied with the time they had to wait for an appointment	16	18	88.9%	88.0%	87.5%

* This is based on patients treated on this contract for their most recent course of treatment. Figures in italics indicate the base number of FP17s or Patient Questionnaire responses are less than 100. N/A is shown where the base number of responses is less than 10 during the period. % is calculated as Quantity/Base number*100

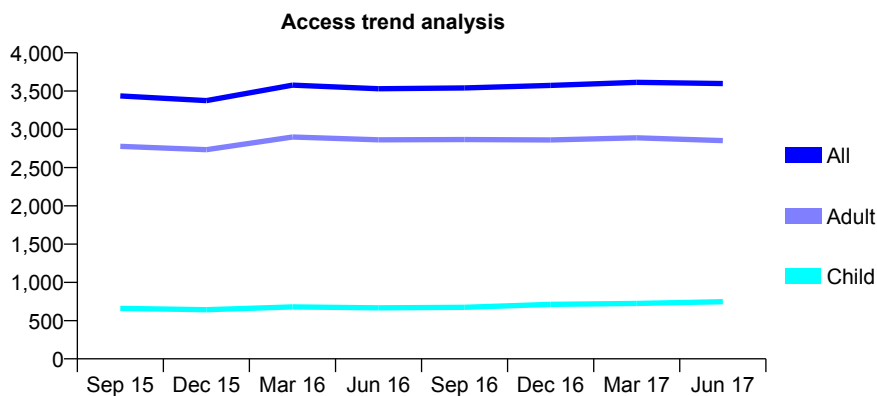
7A3 - Vital Signs At a Glance Contract Report for 177415/0001 - June 2017

Name or company name	Ty Gwyn Dental Practice Limited
Contract type name	GDS Contract
Purpose of contract	General
Contract start date	01/10/2008
Contract end date	

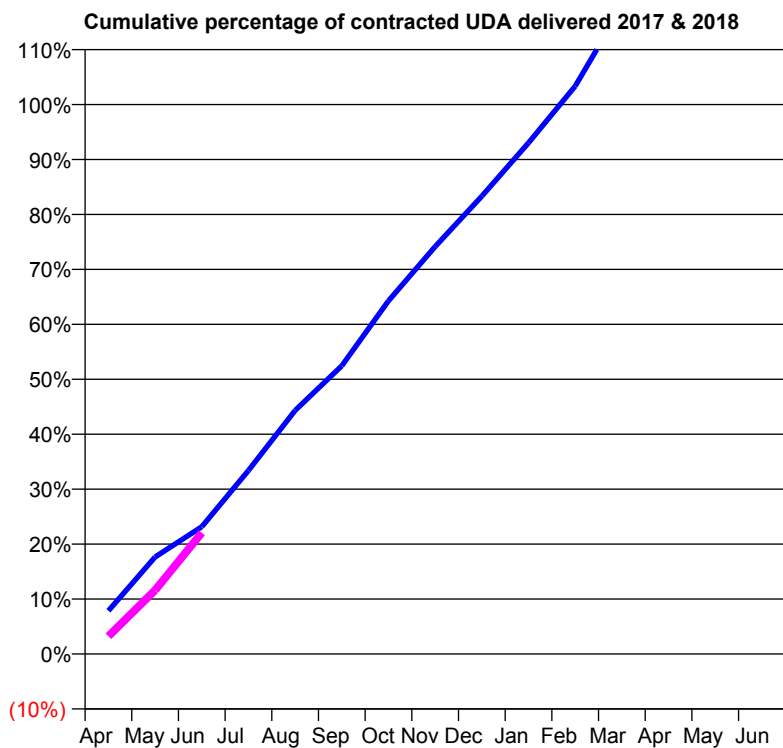
17/18 Contracted general activity (UDA)	8,250
Carry forward general activity (UDA)	0
17/18 Contracted orthodontic activity (UOA)	0
Carry forward orthodontic activity (UOA)	0
Baseline contract value	£188,091.47

ACCESS*

Patients seen in 24 months	Total	Change since previous quarter
Quarter ending June 2016	3,530	
Quarter ending September 2016	3,541	→
Quarter ending December 2016	3,573	→
Quarter ending March 2017	3,614	→
Quarter ending June 2017	3,599	→
Variance since June 2016	2.0%	→



ACTIVITY



Month	Adjusted Scheduled Activity (UDA)	
	2017	2018
April	650	267
May	1,457	958
June	1,912	1,820
July	2,756	
August	3,657	
September	4,327	
October	5,301	
November	6,117	
December	6,873	
January	7,674	
February	8,525	
March	9,712	
April	10,003	
May	9,992	
June	9,995	

QUALITY

	Quantity	Base Number	Contract	LHB	Wales
% of FP17s for the same patient ID Re-attending within 3 months - Children	11	207	5.3%	9.9%	11.2%
% of FP17s for the same patient ID Re-attending within 3 months - Adults	92	754	12.2%	14.9%	16.4%
% of FP17s for the same patient ID Re-attending between 3 & 9 months - Children	75	207	36.2%	53.1%	58.1%
% of FP17s for the same patient ID Re-attending between 3 & 9 months - Adults	374	754	49.6%	51.0%	54.8%
% of FP17s for Band 1 Urgent Courses	67	822	8.2%	9.4%	9.2%
% of FP17s Relating to Free Repair or Replacements	6	822	0.7%	0.8%	0.8%
% of FP17s Relating to Continuations	0	822	0.0%	0.7%	0.9%
% of Patients satisfied with the dentistry they have received	7	7	N/A	93.5%	92.1%
% of Patients satisfied with the time they had to wait for an appointment	6	7	N/A	88.0%	87.5%

* This is based on patients treated on this contract for their most recent course of treatment. Figures in italics indicate the base number of FP17s or Patient Questionnaire responses are less than 100. N/A is shown where the base number of responses is less than 10 during the period. % is calculated as Quantity/Base number*100

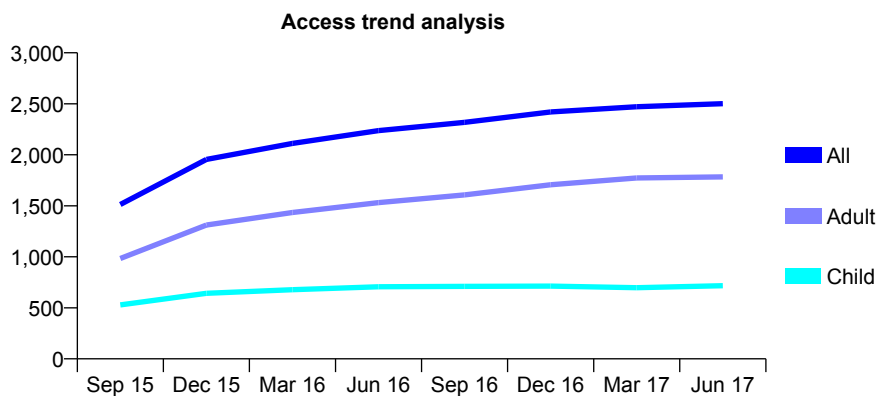
7A3 - Vital Signs At a Glance Contract Report for 177997/0001 - June 2017

Name or company name	B Jones
Contract type name	GDS Contract
Purpose of contract	General
Contract start date	01/04/2015
Contract end date	

17/18 Contracted general activity (UDA)	6,644
Carry forward general activity (UDA)	0
17/18 Contracted orthodontic activity (UOA)	0
Carry forward orthodontic activity (UOA)	0
Baseline contract value	£174,751.86

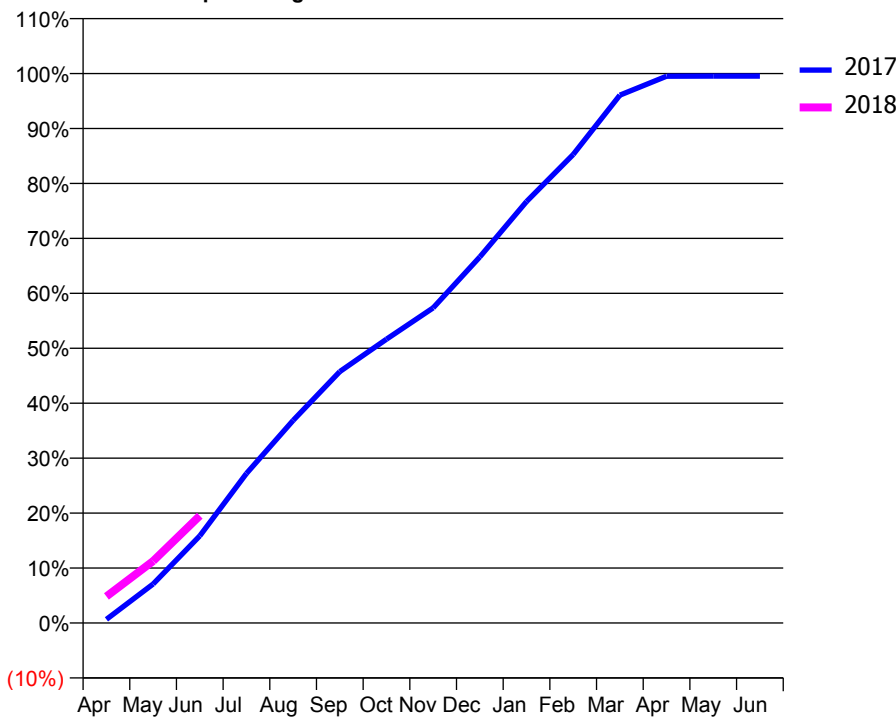
ACCESS*

Patients seen in 24 months	Total	Change since previous quarter
Quarter ending June 2016	2,237	
Quarter ending September 2016	2,318	↑
Quarter ending December 2016	2,420	↑
Quarter ending March 2017	2,471	↑
Quarter ending June 2017	2,501	→
Variance since June 2016	11.8%	↑



ACTIVITY

Cumulative percentage of contracted UDA delivered 2017 & 2018



Adjusted Scheduled Activity (UDA)

Month	2017	2018
April	45	322
May	472	748
June	1,053	1,297
July	1,808	
August	2,450	
September	3,040	
October	3,431	
November	3,811	
December	4,426	
January	5,095	
February	5,665	
March	6,383	
April	6,611	
May	6,614	
June	6,614	

QUALITY

	Quantity	Base Number	Contract	LHB	Wales
% of FP17s for the same patient ID Re-attending within 3 months - Children	11	275	4.0%	9.9%	11.2%
% of FP17s for the same patient ID Re-attending within 3 months - Adults	55	614	9.0%	14.9%	16.4%
% of FP17s for the same patient ID Re-attending between 3 & 9 months - Children	110	275	40.0%	53.1%	58.1%
% of FP17s for the same patient ID Re-attending between 3 & 9 months - Adults	267	614	43.5%	51.0%	54.8%
% of FP17s for Band 1 Urgent Courses	61	749	8.1%	9.4%	9.2%
% of FP17s Relating to Free Repair or Replacements	6	749	0.8%	0.8%	0.8%
% of FP17s Relating to Continuations	4	749	0.5%	0.7%	0.9%
% of Patients satisfied with the dentistry they have received	3	4	N/A	93.5%	92.1%
% of Patients satisfied with the time they had to wait for an appointment	3	4	N/A	88.0%	87.5%

* This is based on patients treated on this contract for their most recent course of treatment. Figures in italics indicate the base number of FP17s or Patient Questionnaire responses are less than 100. N/A is shown where the base number of responses is less than 10 during the period. % is calculated as Quantity/Base number*100

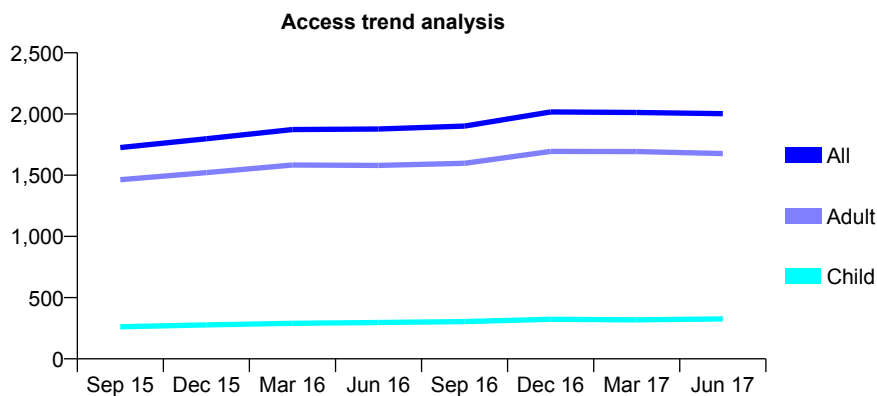
7A3 - Vital Signs At a Glance Contract Report for 178624/0001 - June 2017

Name or company name	C Hancock
Contract type name	GDS Contract
Purpose of contract	General
Contract start date	01/04/2014
Contract end date	

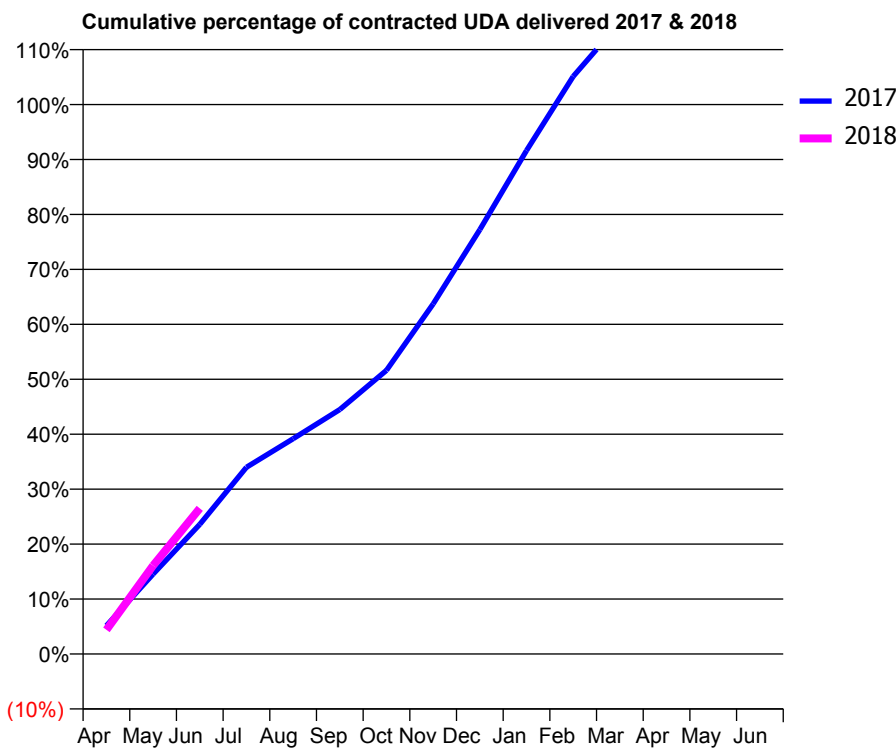
17/18 Contracted general activity (UDA)	5,906
Carry forward general activity (UDA)	0
17/18 Contracted orthodontic activity (UOA)	0
Carry forward orthodontic activity (UOA)	0
Baseline contract value	£140,394.23

ACCESS*

Patients seen in 24 months	Total	Change since previous quarter
Quarter ending June 2016	1,877	
Quarter ending September 2016	1,901	→
Quarter ending December 2016	2,017	↑
Quarter ending March 2017	2,012	→
Quarter ending June 2017	2,003	→
Variance since June 2016	6.7%	↑



ACTIVITY



Month	Adjusted Scheduled Activity (UDA)	
	2017	2018
April	293	260
May	825	951
June	1,338	1,566
July	1,927	
August	2,222	
September	2,522	
October	2,927	
November	3,611	
December	4,379	
January	5,194	
February	5,958	
March	6,515	
April	6,685	
May	6,704	
June	6,704	

QUALITY

	Quantity	Base Number	Contract	LHB	Wales
% of FP17s for the same patient ID Re-attending within 3 months - Children	8	99	8.1%	9.9%	11.2%
% of FP17s for the same patient ID Re-attending within 3 months - Adults	90	620	14.5%	14.9%	16.4%
% of FP17s for the same patient ID Re-attending between 3 & 9 months - Children	59	99	59.6%	53.1%	58.1%
% of FP17s for the same patient ID Re-attending between 3 & 9 months - Adults	341	620	55.0%	51.0%	54.8%
% of FP17s for Band 1 Urgent Courses	43	619	6.9%	9.4%	9.2%
% of FP17s Relating to Free Repair or Replacements	9	619	1.5%	0.8%	0.8%
% of FP17s Relating to Continuations	2	619	0.3%	0.7%	0.9%
% of Patients satisfied with the dentistry they have received	15	16	93.8%	93.5%	92.1%
% of Patients satisfied with the time they had to wait for an appointment	13	16	81.3%	88.0%	87.5%

* This is based on patients treated on this contract for their most recent course of treatment. Figures in italics indicate the base number of FP17s or Patient Questionnaire responses are less than 100. N/A is shown where the base number of responses is less than 10 during the period. % is calculated as Quantity/Base number*100

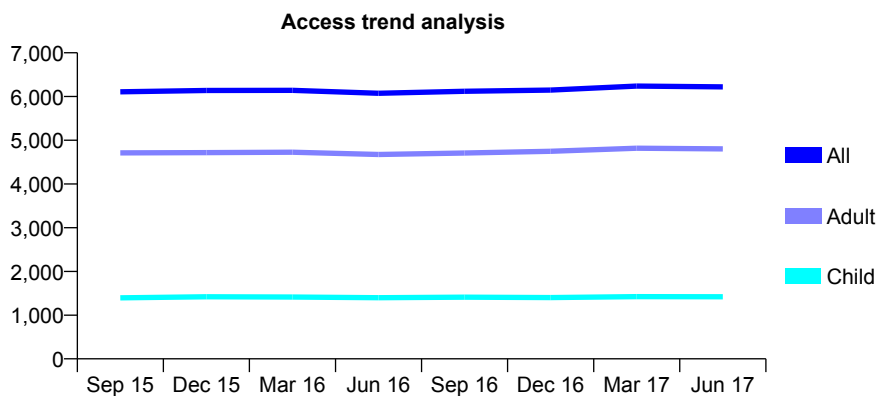
7A3 - Vital Signs At a Glance Contract Report for 179310/0001 - June 2017

Name or company name	West Coast Dental Care Ltd
Contract type name	GDS Contract
Purpose of contract	General
Contract start date	01/04/2010
Contract end date	

17/18 Contracted general activity (UDA)	22,023
Carry forward general activity (UDA)	0
17/18 Contracted orthodontic activity (UOA)	0
Carry forward orthodontic activity (UOA)	0
Baseline contract value	£521,344.25

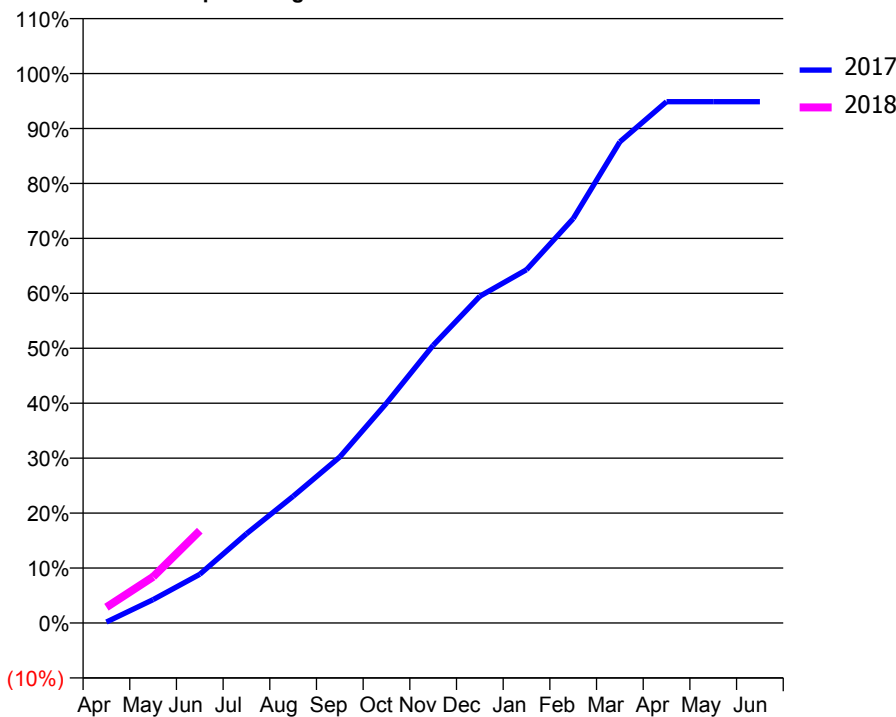
ACCESS*

Patients seen in 24 months	Total	Change since previous quarter
Quarter ending June 2016	6,073	
Quarter ending September 2016	6,119	→
Quarter ending December 2016	6,147	→
Quarter ending March 2017	6,240	→
Quarter ending June 2017	6,221	→
Variance since June 2016	2.4%	↑



ACTIVITY

Cumulative percentage of contracted UDA delivered 2017 & 2018



Adjusted Scheduled Activity (UDA)

Month	2017	2018
April	38	636
May	939	1,851
June	1,955	3,703
July	3,578	
August	5,082	
September	6,659	
October	8,811	
November	11,128	
December	13,098	
January	14,161	
February	16,205	
March	19,284	
April	20,891	
May	20,893	
June	20,893	

QUALITY

	Quantity	Base Number	Contract	LHB	Wales
% of FP17s for the same patient ID Re-attending within 3 months - Children	42	551	7.6%	9.9%	11.2%
% of FP17s for the same patient ID Re-attending within 3 months - Adults	211	1,737	12.1%	14.9%	16.4%
% of FP17s for the same patient ID Re-attending between 3 & 9 months - Children	344	551	62.4%	53.1%	58.1%
% of FP17s for the same patient ID Re-attending between 3 & 9 months - Adults	1,095	1,737	63.0%	51.0%	54.8%
% of FP17s for Band 1 Urgent Courses	111	1,702	6.5%	9.4%	9.2%
% of FP17s Relating to Free Repair or Replacements	3	1,702	0.2%	0.8%	0.8%
% of FP17s Relating to Continuations	3	1,702	0.2%	0.7%	0.9%
% of Patients satisfied with the dentistry they have received	58	60	96.7%	93.5%	92.1%
% of Patients satisfied with the time they had to wait for an appointment	51	60	85.0%	88.0%	87.5%

* This is based on patients treated on this contract for their most recent course of treatment. Figures in italics indicate the base number of FP17s or Patient Questionnaire responses are less than 100. N/A is shown where the base number of responses is less than 10 during the period. % is calculated as Quantity/Base number*100

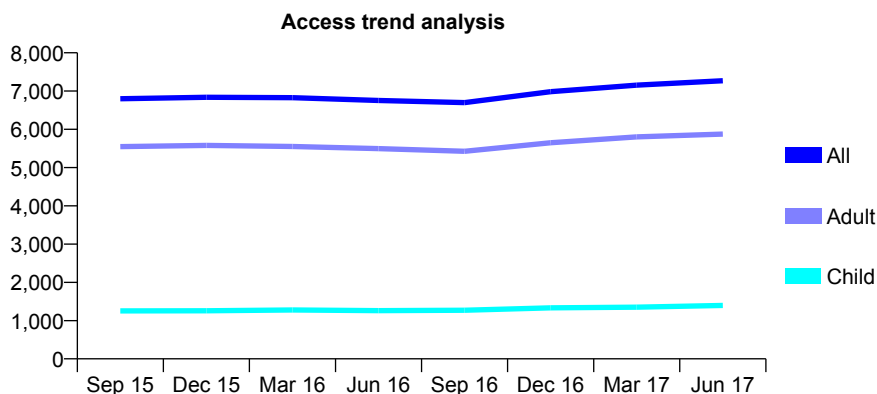
7A3 - Vital Signs At a Glance Contract Report for 180734/0001 - June 2017

Name or company name	Andrew J R Turpy & E. Sarah Turpy
Contract type name	GDS Contract
Purpose of contract	General
Contract start date	19/06/2009
Contract end date	

17/18 Contracted general activity (UDA)	21,735
Carry forward general activity (UDA)	0
17/18 Contracted orthodontic activity (UOA)	0
Carry forward orthodontic activity (UOA)	0
Baseline contract value	£510,078.62

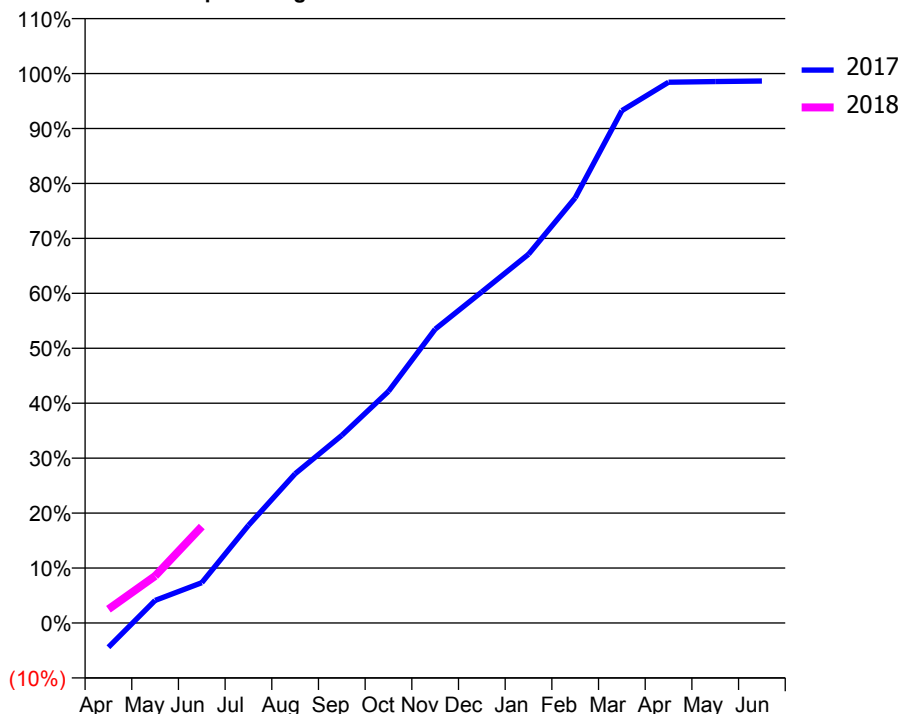
ACCESS*

Patients seen in 24 months	Total	Change since previous quarter
Quarter ending June 2016	6,754	
Quarter ending September 2016	6,698	→
Quarter ending December 2016	6,983	↑
Quarter ending March 2017	7,153	↑
Quarter ending June 2017	7,269	→
Variance since June 2016	7.6%	↑



ACTIVITY

Cumulative percentage of contracted UDA delivered 2017 & 2018



Adjusted Scheduled Activity (UDA)

Month	2017	2018
April	-964	546
May	895	1,857
June	1,594	3,818
July	3,861	
August	5,902	
September	7,422	
October	9,163	
November	11,622	
December	13,098	
January	14,588	
February	16,818	
March	20,269	
April	21,392	
May	21,419	
June	21,437	

QUALITY

	Quantity	Base Number	Contract	LHB	Wales
% of FP17s for the same patient ID Re-attending within 3 months - Children	19	421	4.5%	9.9%	11.2%
% of FP17s for the same patient ID Re-attending within 3 months - Adults	265	1,860	14.2%	14.9%	16.4%
% of FP17s for the same patient ID Re-attending between 3 & 9 months - Children	190	421	45.1%	53.1%	58.1%
% of FP17s for the same patient ID Re-attending between 3 & 9 months - Adults	922	1,860	49.6%	51.0%	54.8%
% of FP17s for Band 1 Urgent Courses	150	1,805	8.3%	9.4%	9.2%
% of FP17s Relating to Free Repair or Replacements	4	1,805	0.2%	0.8%	0.8%
% of FP17s Relating to Continuations	4	1,805	0.2%	0.7%	0.9%
% of Patients satisfied with the dentistry they have received	28	29	96.6%	93.5%	92.1%
% of Patients satisfied with the time they had to wait for an appointment	27	29	93.1%	88.0%	87.5%

* This is based on patients treated on this contract for their most recent course of treatment. Figures in italics indicate the base number of FP17s or Patient Questionnaire responses are less than 100. N/A is shown where the base number of responses is less than 10 during the period. % is calculated as Quantity/Base number*100

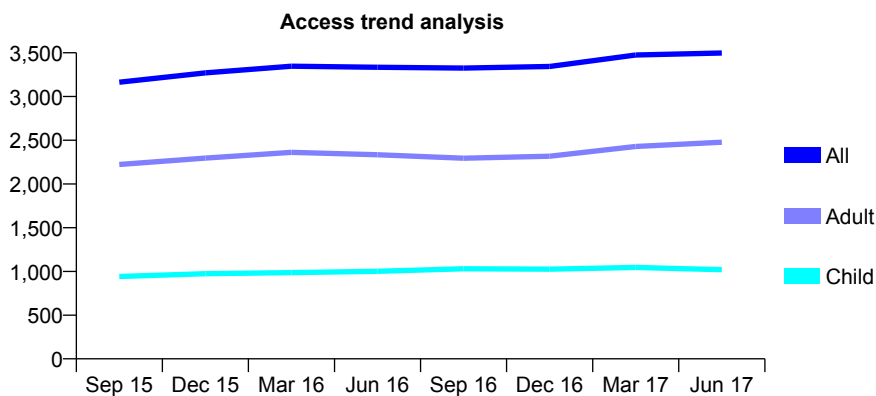
7A3 - Vital Signs At a Glance Contract Report for 181382/0001 - June 2017

Name or company name	Cwmdulais Dental Practice
Contract type name	GDS Contract
Purpose of contract	General and Orthodontic
Contract start date	01/01/2014
Contract end date	

17/18 Contracted general activity (UDA)	8,575
Carry forward general activity (UDA)	0
17/18 Contracted orthodontic activity (UOA)	1,351
Carry forward orthodontic activity (UOA)	0
Baseline contract value	£416,816.49

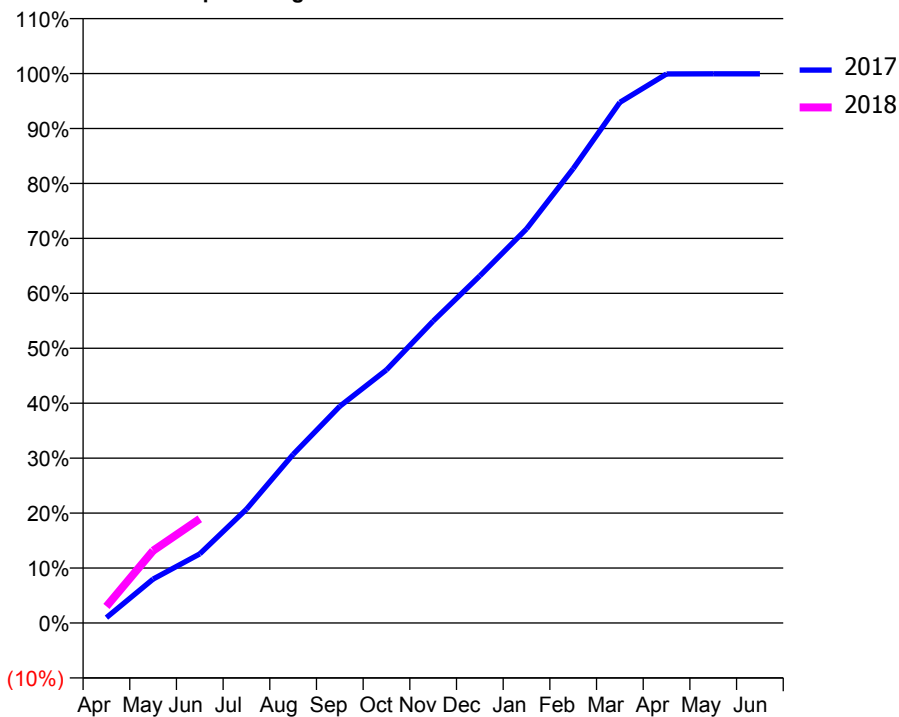
ACCESS*

Patients seen in 24 months	Total	Change since previous quarter
Quarter ending June 2016	3,335	
Quarter ending September 2016	3,325	→
Quarter ending December 2016	3,344	→
Quarter ending March 2017	3,475	↑
Quarter ending June 2017	3,498	→
Variance since June 2016	4.9%	↑



ACTIVITY

Cumulative percentage of contracted UDA delivered 2017 & 2018



Month	Adjusted Scheduled Activity (UDA)	
	2017	2018
April	84	260
May	686	1,130
June	1,079	1,627
July	1,776	
August	2,631	
September	3,382	
October	3,950	
November	4,713	
December	5,417	
January	6,150	
February	7,092	
March	8,124	
April	8,567	
May	8,570	
June	8,570	

QUALITY

	Quantity	Base Number	Contract	LHB	Wales
% of FP17s for the same patient ID Re-attending within 3 months - Children	28	379	7.4%	9.9%	11.2%
% of FP17s for the same patient ID Re-attending within 3 months - Adults	135	819	16.5%	14.9%	16.4%
% of FP17s for the same patient ID Re-attending between 3 & 9 months - Children	217	379	57.3%	53.1%	58.1%
% of FP17s for the same patient ID Re-attending between 3 & 9 months - Adults	310	819	37.9%	51.0%	54.8%
% of FP17s for Band 1 Urgent Courses	140	919	15.2%	9.4%	9.2%
% of FP17s Relating to Free Repair or Replacements	7	919	0.8%	0.8%	0.8%
% of FP17s Relating to Continuations	1	919	0.1%	0.7%	0.9%
% of Patients satisfied with the dentistry they have received	12	13	92.3%	93.5%	92.1%
% of Patients satisfied with the time they had to wait for an appointment	10	13	76.9%	88.0%	87.5%

* This is based on patients treated on this contract for their most recent course of treatment. Figures in italics indicate the base number of FP17s or Patient Questionnaire responses are less than 100. N/A is shown where the base number of responses is less than 10 during the period. % is calculated as Quantity/Base number*100

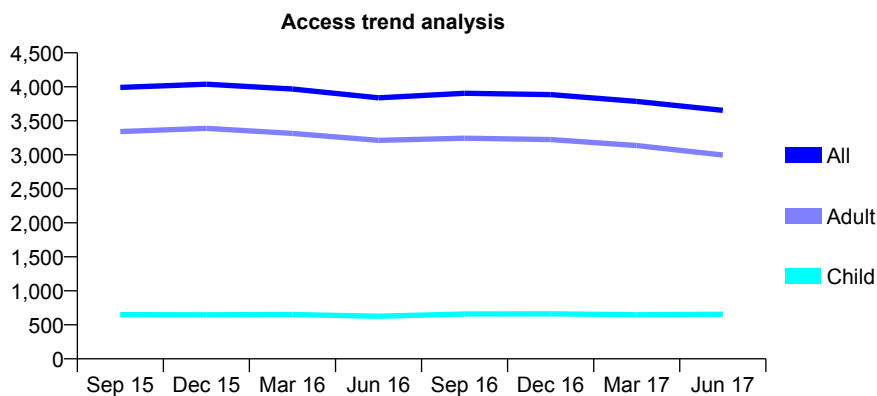
7A3 - Vital Signs At a Glance Contract Report for 184136/0001 - June 2017

Name or company name	Glynneath Dental Practice
Contract type name	GDS Contract
Purpose of contract	General
Contract start date	01/09/2012
Contract end date	

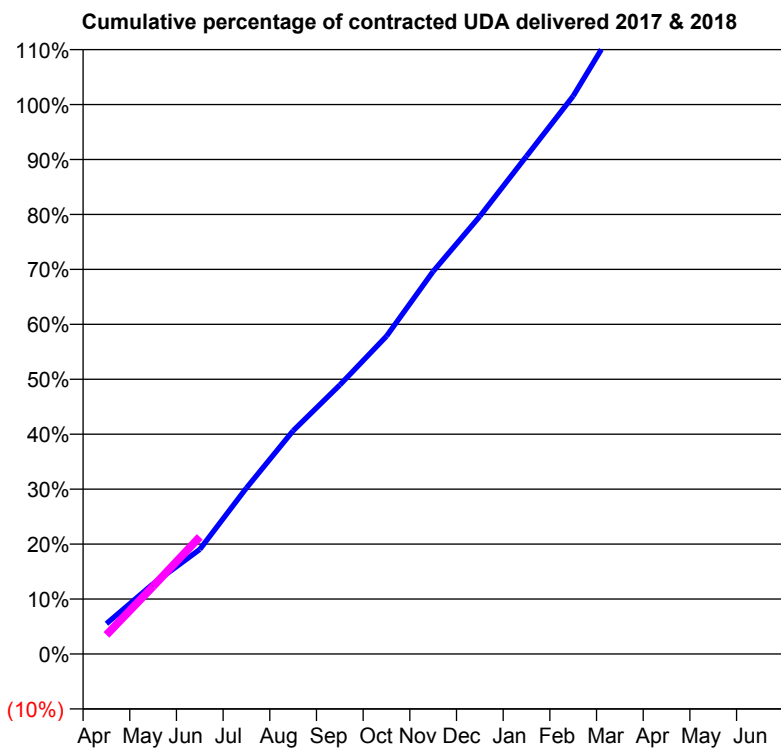
17/18 Contracted general activity (UDA)	10,623
Carry forward general activity (UDA)	0
17/18 Contracted orthodontic activity (UOA)	0
Carry forward orthodontic activity (UOA)	0
Baseline contract value	£381,047.10

ACCESS*

Patients seen in 24 months	Total	Change since previous quarter
Quarter ending June 2016	3,839	
Quarter ending September 2016	3,904	→
Quarter ending December 2016	3,886	→
Quarter ending March 2017	3,786	↓
Quarter ending June 2017	3,653	↓
Variance since June 2016	(4.8%)	↓



ACTIVITY



Month	Adjusted Scheduled Activity (UDA)	
	2017	2018
April	586	369
May	1,357	1,309
June	2,022	2,266
July	3,210	
August	4,316	
September	5,201	
October	6,144	
November	7,396	
December	8,461	
January	9,624	
February	10,787	
March	12,278	
April	12,949	
May	12,965	
June	12,966	

QUALITY

	Quantity	Base Number	Contract	LHB	Wales
% of FP17s for the same patient ID Re-attending within 3 months - Children	10	157	6.4%	9.9%	11.2%
% of FP17s for the same patient ID Re-attending within 3 months - Adults	88	687	12.8%	14.9%	16.4%
% of FP17s for the same patient ID Re-attending between 3 & 9 months - Children	30	157	19.1%	53.1%	58.1%
% of FP17s for the same patient ID Re-attending between 3 & 9 months - Adults	194	687	28.2%	51.0%	54.8%
% of FP17s for Band 1 Urgent Courses	53	692	7.7%	9.4%	9.2%
% of FP17s Relating to Free Repair or Replacements	10	692	1.4%	0.8%	0.8%
% of FP17s Relating to Continuations	10	692	1.4%	0.7%	0.9%
% of Patients satisfied with the dentistry they have received	16	16	100.0%	93.5%	92.1%
% of Patients satisfied with the time they had to wait for an appointment	14	16	87.5%	88.0%	87.5%

* This is based on patients treated on this contract for their most recent course of treatment. Figures in italics indicate the base number of FP17s or Patient Questionnaire responses are less than 100. N/A is shown where the base number of responses is less than 10 during the period. % is calculated as Quantity/Base number*100

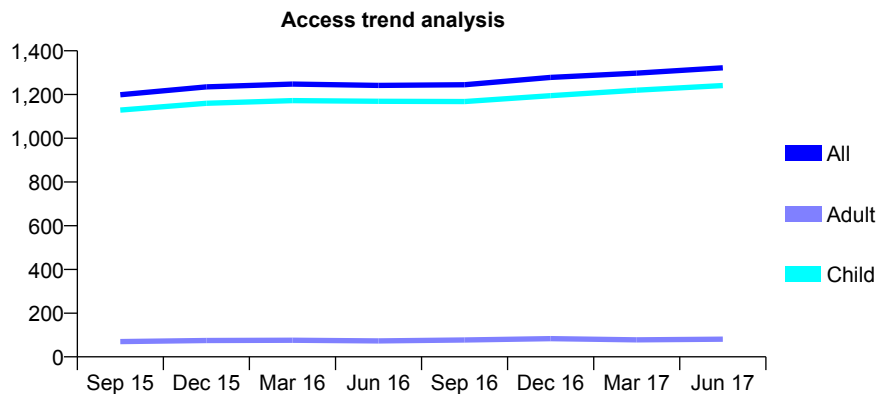
7A3 - Vital Signs At a Glance Contract Report for 185000/0001 - June 2017

Name or company name	Howells, Harrison & Gregson
Contract type name	GDS Contract
Purpose of contract	General
Contract start date	01/04/2006
Contract end date	

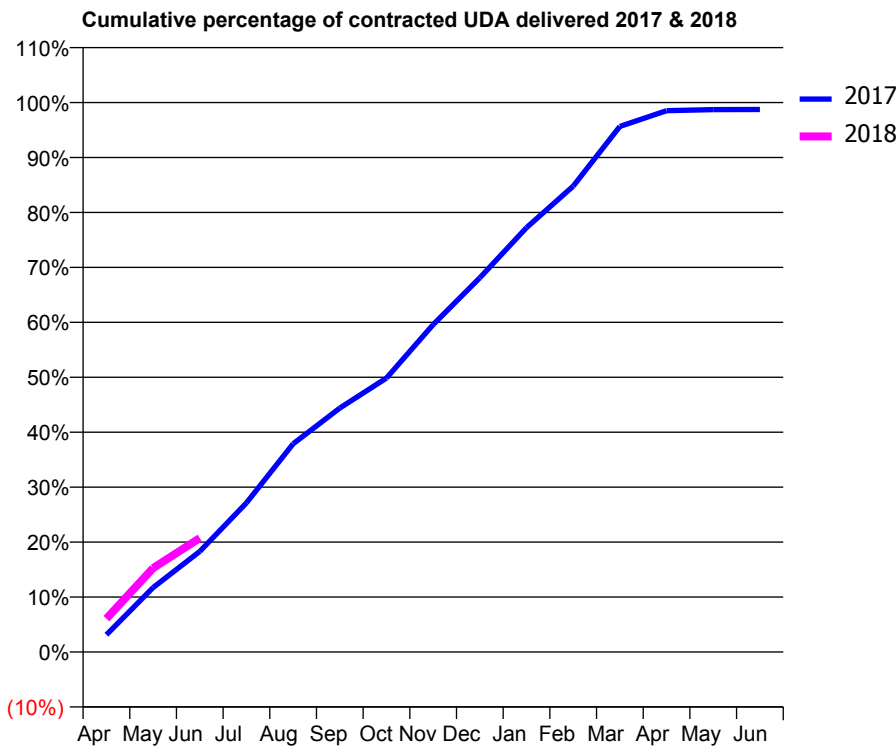
17/18 Contracted general activity (UDA)	2,576
Carry forward general activity (UDA)	0
17/18 Contracted orthodontic activity (UOA)	0
Carry forward orthodontic activity (UOA)	0
Baseline contract value	£54,840.96

ACCESS*

Patients seen in 24 months	Total	Change since previous quarter
Quarter ending June 2016	1,242	
Quarter ending September 2016	1,245	→
Quarter ending December 2016	1,278	↑
Quarter ending March 2017	1,298	→
Quarter ending June 2017	1,322	→
Variance since June 2016	6.4%	↑



ACTIVITY



Month	Adjusted Scheduled Activity (UDA)	
	2017	2018
April	81	157
May	302	394
June	472	534
July	699	
August	976	
September	1,144	
October	1,284	
November	1,535	
December	1,754	
January	1,989	
February	2,184	
March	2,464	
April	2,537	
May	2,542	
June	2,543	

QUALITY

	Quantity	Base Number	Contract	LHB	Wales
% of FP17s for the same patient ID Re-attending within 3 months - Children	57	455	12.5%	9.9%	11.2%
% of FP17s for the same patient ID Re-attending within 3 months - Adults	0	0	N/A	14.9%	16.4%
% of FP17s for the same patient ID Re-attending between 3 & 9 months - Children	246	455	54.1%	53.1%	58.1%
% of FP17s for the same patient ID Re-attending between 3 & 9 months - Adults	0	0	N/A	51.0%	54.8%
% of FP17s for Band 1 Urgent Courses	32	393	8.1%	9.4%	9.2%
% of FP17s Relating to Free Repair or Replacements	1	393	0.3%	0.8%	0.8%
% of FP17s Relating to Continuations	9	393	2.3%	0.7%	0.9%
% of Patients satisfied with the dentistry they have received	2	2	N/A	93.5%	92.1%
% of Patients satisfied with the time they had to wait for an appointment	2	2	N/A	88.0%	87.5%

* This is based on patients treated on this contract for their most recent course of treatment. Figures in italics indicate the base number of FP17s or Patient Questionnaire responses are less than 100. N/A is shown where the base number of responses is less than 10 during the period. % is calculated as Quantity/Base number*100

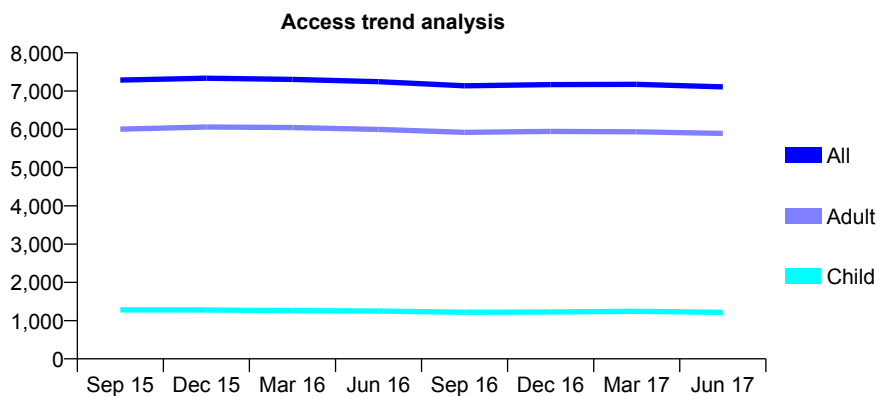
7A3 - Vital Signs At a Glance Contract Report for 187917/0001 - June 2017

Name or company name	The Victoria Road Dental Surgery
Contract type name	GDS Contract
Purpose of contract	General
Contract start date	01/05/2012
Contract end date	

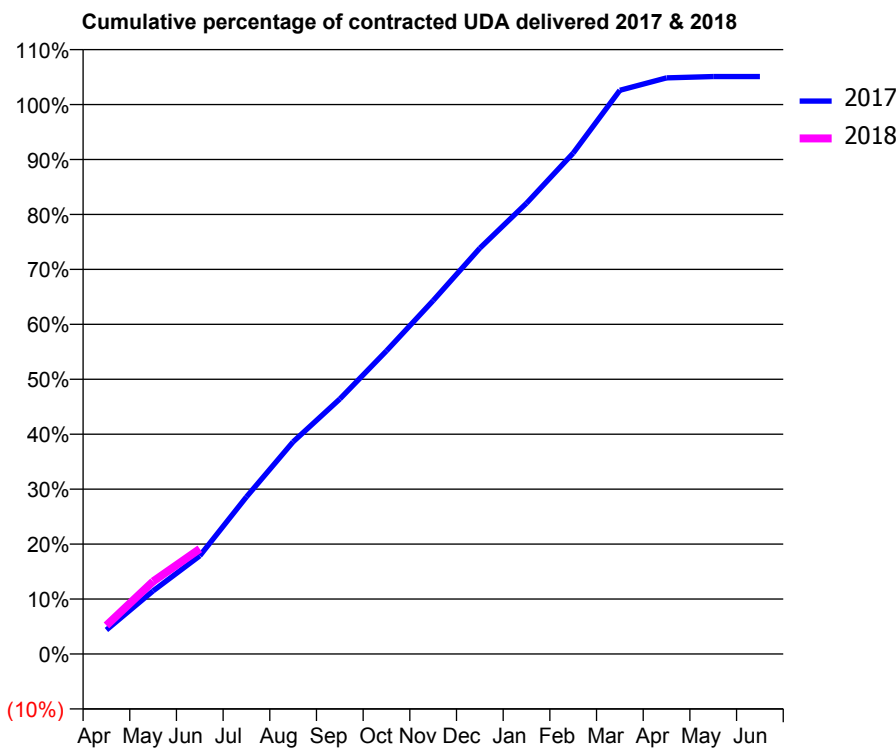
17/18 Contracted general activity (UDA)	20,753
Carry forward general activity (UDA)	0
17/18 Contracted orthodontic activity (UOA)	0
Carry forward orthodontic activity (UOA)	0
Baseline contract value	£470,746.07

ACCESS*

Patients seen in 24 months	Total	Change since previous quarter
Quarter ending June 2016	7,246	
Quarter ending September 2016	7,138	↓
Quarter ending December 2016	7,170	→
Quarter ending March 2017	7,176	→
Quarter ending June 2017	7,109	→
Variance since June 2016	(1.9%)	↓



ACTIVITY



Month	Adjusted Scheduled Activity (UDA)	
	2017	2018
April	909	1,081
May	2,384	2,741
June	3,711	3,969
July	5,934	
August	8,014	
September	9,634	
October	11,451	
November	13,349	
December	15,328	
January	17,024	
February	18,917	
March	21,289	
April	21,757	
May	21,809	
June	21,811	

QUALITY

	Quantity	Base Number	Contract	LHB	Wales
% of FP17s for the same patient ID Re-attending within 3 months - Children	26	355	7.3%	9.9%	11.2%
% of FP17s for the same patient ID Re-attending within 3 months - Adults	166	1,744	9.5%	14.9%	16.4%
% of FP17s for the same patient ID Re-attending between 3 & 9 months - Children	213	355	60.0%	53.1%	58.1%
% of FP17s for the same patient ID Re-attending between 3 & 9 months - Adults	1,161	1,744	66.6%	51.0%	54.8%
% of FP17s for Band 1 Urgent Courses	106	1,870	5.7%	9.4%	9.2%
% of FP17s Relating to Free Repair or Replacements	3	1,870	0.2%	0.8%	0.8%
% of FP17s Relating to Continuations	20	1,870	1.1%	0.7%	0.9%
% of Patients satisfied with the dentistry they have received	23	24	95.8%	93.5%	92.1%
% of Patients satisfied with the time they had to wait for an appointment	19	24	79.2%	88.0%	87.5%

* This is based on patients treated on this contract for their most recent course of treatment. Figures in italics indicate the base number of FP17s or Patient Questionnaire responses are less than 100. N/A is shown where the base number of responses is less than 10 during the period. % is calculated as Quantity/Base number*100

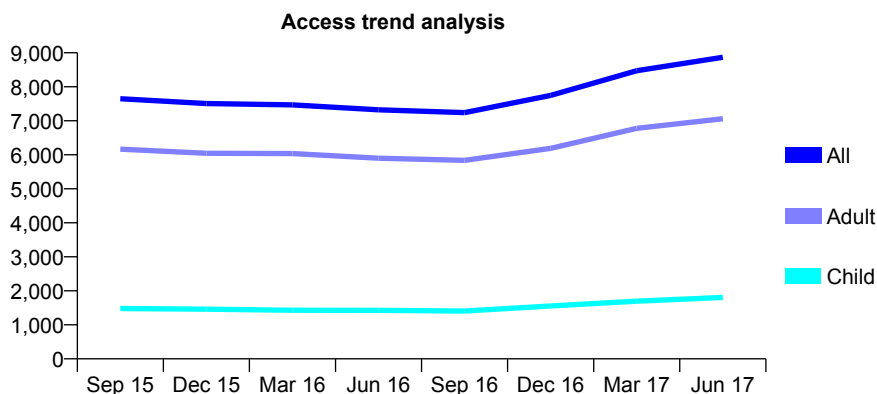
7A3 - Vital Signs At a Glance Contract Report for 189693/0001 - June 2017

Name or company name	Hall, Hopkins & Thorne of Llynfi Dental Pra
Contract type name	GDS Contract
Purpose of contract	General
Contract start date	10/08/2011
Contract end date	

17/18 Contracted general activity (UDA)	23,993
Carry forward general activity (UDA)	0
17/18 Contracted orthodontic activity (UOA)	0
Carry forward orthodontic activity (UOA)	0
Baseline contract value	£577,845.95

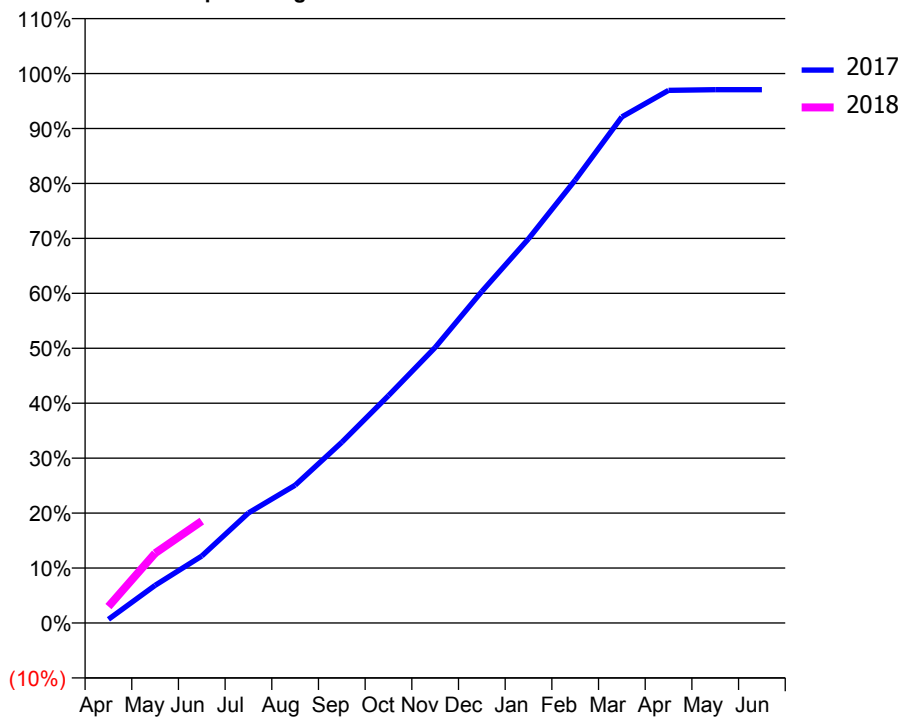
ACCESS*

Patients seen in 24 months	Total	Change since previous quarter
Quarter ending June 2016	7,323	
Quarter ending September 2016	7,242	↓
Quarter ending December 2016	7,746	↑
Quarter ending March 2017	8,474	↑
Quarter ending June 2017	8,867	↑
Variance since June 2016	21.1%	↑



ACTIVITY

Cumulative percentage of contracted UDA delivered 2017 & 2018



Adjusted Scheduled Activity (UDA)

Month	2017	2018
April	159	720
May	1,646	3,045
June	2,927	4,453
July	4,806	
August	6,018	
September	7,889	
October	9,929	
November	12,034	
December	14,476	
January	16,775	
February	19,337	
March	22,098	
April	23,255	
May	23,284	
June	23,289	

QUALITY

	Quantity	Base Number	Contract	LHB	Wales
% of FP17s for the same patient ID Re-attending within 3 months - Children	30	550	5.5%	9.9%	11.2%
% of FP17s for the same patient ID Re-attending within 3 months - Adults	288	2,103	13.7%	14.9%	16.4%
% of FP17s for the same patient ID Re-attending between 3 & 9 months - Children	257	550	46.7%	53.1%	58.1%
% of FP17s for the same patient ID Re-attending between 3 & 9 months - Adults	848	2,103	40.3%	51.0%	54.8%
% of FP17s for Band 1 Urgent Courses	309	2,103	14.7%	9.4%	9.2%
% of FP17s Relating to Free Repair or Replacements	29	2,103	1.4%	0.8%	0.8%
% of FP17s Relating to Continuations	7	2,103	0.3%	0.7%	0.9%
% of Patients satisfied with the dentistry they have received	31	32	96.9%	93.5%	92.1%
% of Patients satisfied with the time they had to wait for an appointment	30	32	93.8%	88.0%	87.5%

* This is based on patients treated on this contract for their most recent course of treatment. Figures in italics indicate the base number of FP17s or Patient Questionnaire responses are less than 100. N/A is shown where the base number of responses is less than 10 during the period. % is calculated as Quantity/Base number*100

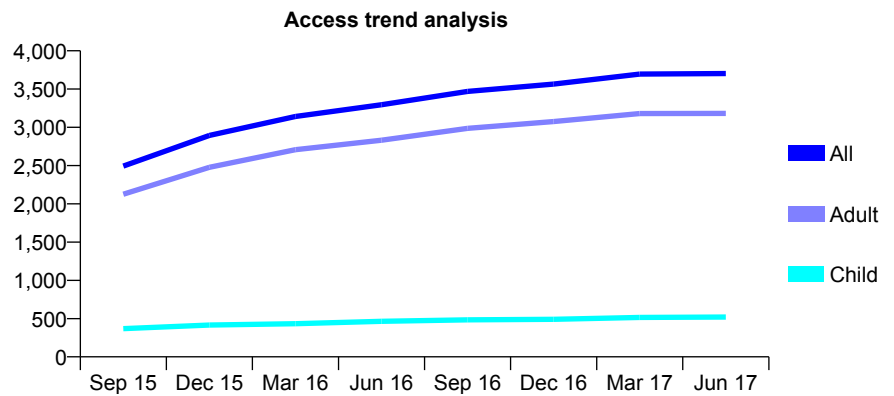
7A3 - Vital Signs At a Glance Contract Report for 189839/0001 - June 2017

Name or company name	Sketty Road Dental
Contract type name	GDS Contract
Purpose of contract	General
Contract start date	01/03/2015
Contract end date	

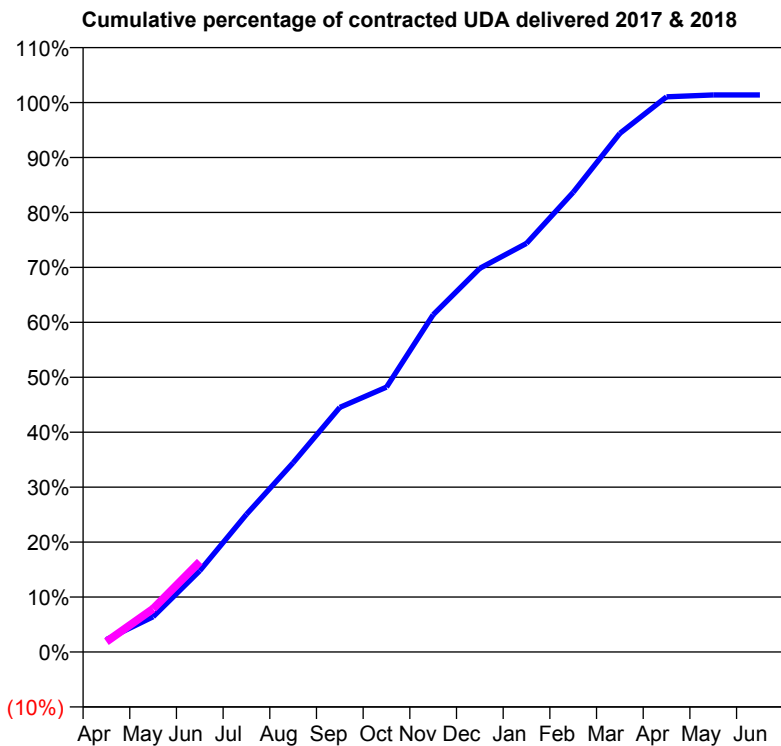
17/18 Contracted general activity (UDA)	12,500
Carry forward general activity (UDA)	0
17/18 Contracted orthodontic activity (UOA)	0
Carry forward orthodontic activity (UOA)	0
Baseline contract value	£291,334.70

ACCESS*

Patients seen in 24 months	Total	Change since previous quarter
Quarter ending June 2016	3,295	
Quarter ending September 2016	3,470	↑
Quarter ending December 2016	3,565	↑
Quarter ending March 2017	3,695	↑
Quarter ending June 2017	3,702	→
Variance since June 2016	12.4%	↑



ACTIVITY



Month	Adjusted Scheduled Activity (UDA)	
	2017	2018
April	283	236
May	804	986
June	1,849	2,055
July	3,131	
August	4,307	
September	5,565	
October	6,026	
November	7,672	
December	8,728	
January	9,295	
February	10,458	
March	11,798	
April	12,629	
May	12,673	
June	12,673	

QUALITY

	Quantity	Base Number	Contract	LHB	Wales
% of FP17s for the same patient ID Re-attending within 3 months - Children	12	188	6.4%	9.9%	11.2%
% of FP17s for the same patient ID Re-attending within 3 months - Adults	285	1,274	22.4%	14.9%	16.4%
% of FP17s for the same patient ID Re-attending between 3 & 9 months - Children	112	188	59.6%	53.1%	58.1%
% of FP17s for the same patient ID Re-attending between 3 & 9 months - Adults	711	1,274	55.8%	51.0%	54.8%
% of FP17s for Band 1 Urgent Courses	71	1,146	6.2%	9.4%	9.2%
% of FP17s Relating to Free Repair or Replacements	22	1,146	1.9%	0.8%	0.8%
% of FP17s Relating to Continuations	44	1,146	3.8%	0.7%	0.9%
% of Patients satisfied with the dentistry they have received	39	41	95.1%	93.5%	92.1%
% of Patients satisfied with the time they had to wait for an appointment	36	41	87.8%	88.0%	87.5%

* This is based on patients treated on this contract for their most recent course of treatment. Figures in italics indicate the base number of FP17s or Patient Questionnaire responses are less than 100. N/A is shown where the base number of responses is less than 10 during the period. % is calculated as Quantity/Base number*100

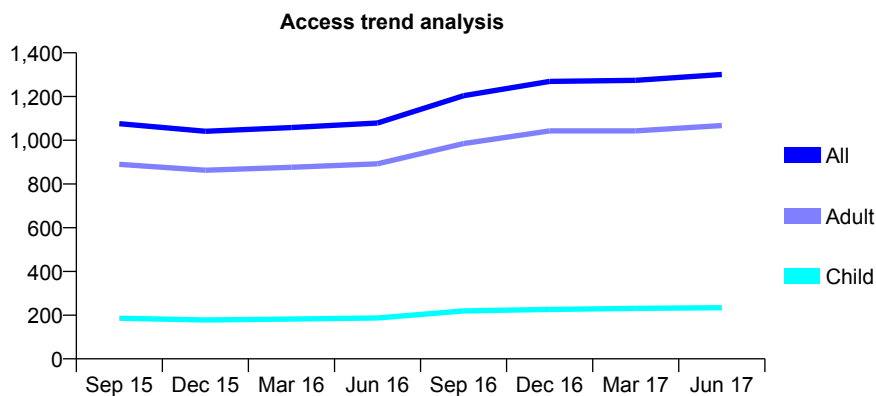
7A3 - Vital Signs At a Glance Contract Report for 193399/0001 - June 2017

Name or company name	Dr Roach Price Dental Practice
Contract type name	GDS Contract
Purpose of contract	General
Contract start date	31/03/2014
Contract end date	

17/18 Contracted general activity (UDA)	4,592
Carry forward general activity (UDA)	0
17/18 Contracted orthodontic activity (UOA)	0
Carry forward orthodontic activity (UOA)	0
Baseline contract value	£103,736.66

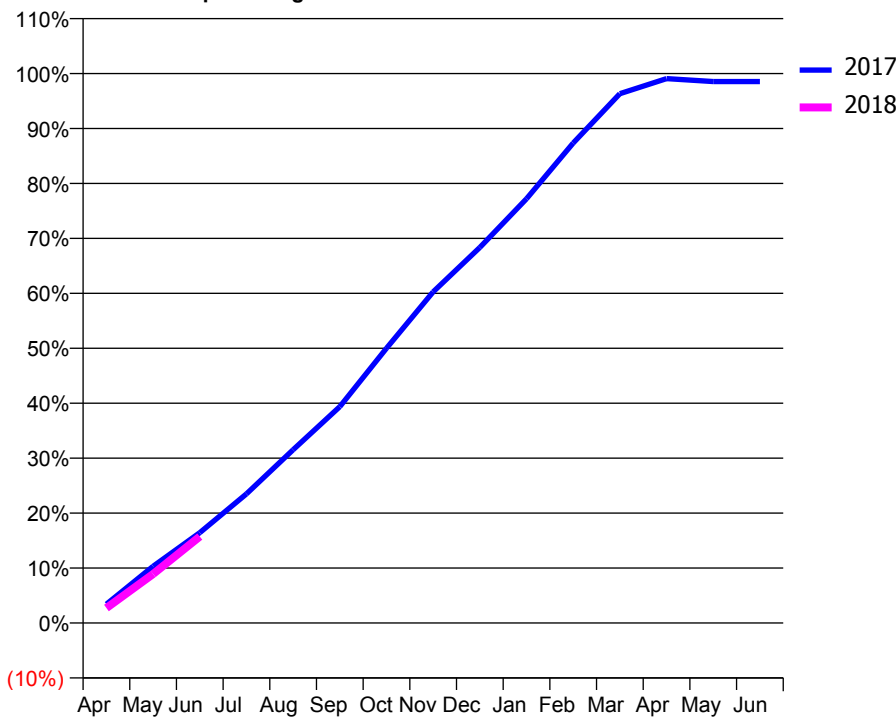
ACCESS*

Patients seen in 24 months	Total	Change since previous quarter
Quarter ending June 2016	1,079	
Quarter ending September 2016	1,204	↑
Quarter ending December 2016	1,269	↑
Quarter ending March 2017	1,274	→
Quarter ending June 2017	1,301	↑
Variance since June 2016	20.6%	↑



ACTIVITY

Cumulative percentage of contracted UDA delivered 2017 & 2018



Month	Adjusted Scheduled Activity (UDA)	
	2017	2018
April	158	126
May	474	409
June	755	723
July	1,079	
August	1,448	
September	1,808	
October	2,296	
November	2,767	
December	3,138	
January	3,545	
February	4,012	
March	4,423	
April	4,549	
May	4,525	
June	4,525	

QUALITY

	Quantity	Base Number	Contract	LHB	Wales
% of FP17s for the same patient ID Re-attending within 3 months - Children	6	83	7.2%	9.9%	11.2%
% of FP17s for the same patient ID Re-attending within 3 months - Adults	54	362	14.9%	14.9%	16.4%
% of FP17s for the same patient ID Re-attending between 3 & 9 months - Children	48	83	57.8%	53.1%	58.1%
% of FP17s for the same patient ID Re-attending between 3 & 9 months - Adults	210	362	58.0%	51.0%	54.8%
% of FP17s for Band 1 Urgent Courses	55	411	13.4%	9.4%	9.2%
% of FP17s Relating to Free Repair or Replacements	3	411	0.7%	0.8%	0.8%
% of FP17s Relating to Continuations	1	411	0.2%	0.7%	0.9%
% of Patients satisfied with the dentistry they have received	7	8	N/A	93.5%	92.1%
% of Patients satisfied with the time they had to wait for an appointment	8	8	N/A	88.0%	87.5%

* This is based on patients treated on this contract for their most recent course of treatment. Figures in italics indicate the base number of FP17s or Patient Questionnaire responses are less than 100. N/A is shown where the base number of responses is less than 10 during the period. % is calculated as Quantity/Base number*100

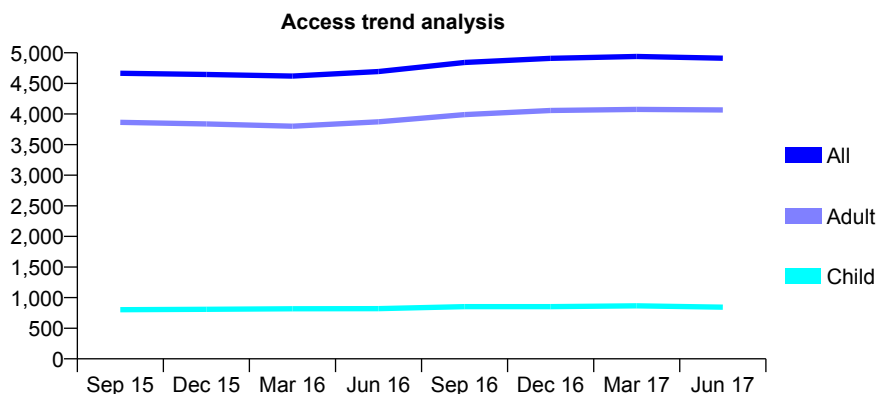
7A3 - Vital Signs At a Glance Contract Report for 195006/0001 - June 2017

Name or company name	R Elliott and Associates
Contract type name	GDS Contract
Purpose of contract	General
Contract start date	01/02/2007
Contract end date	

17/18 Contracted general activity (UDA)	14,790
Carry forward general activity (UDA)	0
17/18 Contracted orthodontic activity (UOA)	0
Carry forward orthodontic activity (UOA)	0
Baseline contract value	£339,785.02

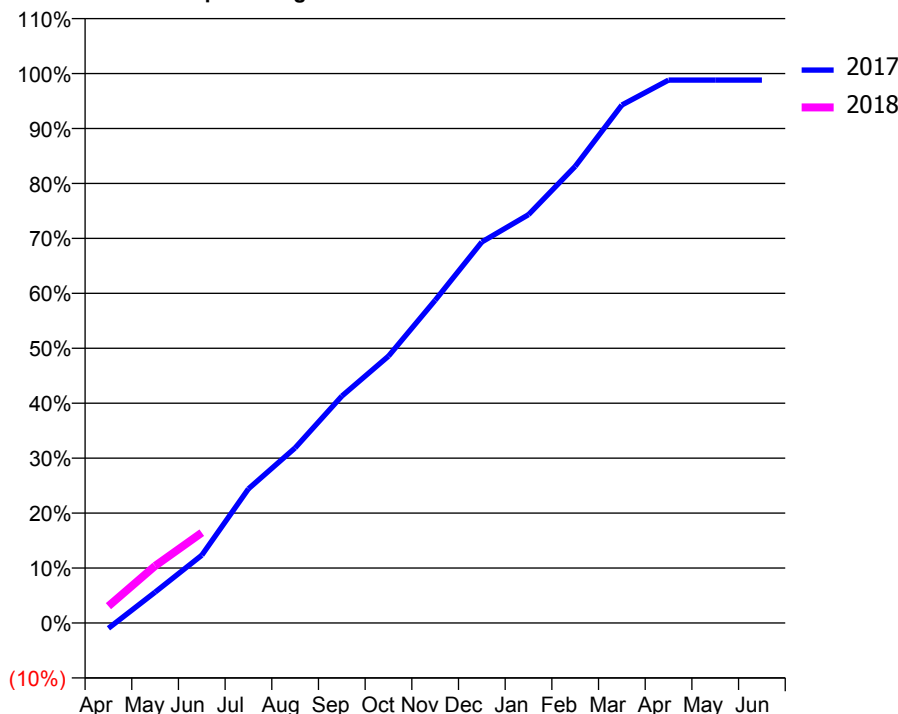
ACCESS*

Patients seen in 24 months	Total	Change since previous quarter
Quarter ending June 2016	4,694	
Quarter ending September 2016	4,842	↑
Quarter ending December 2016	4,909	→
Quarter ending March 2017	4,940	→
Quarter ending June 2017	4,911	→
Variance since June 2016	4.6%	↑



ACTIVITY

Cumulative percentage of contracted UDA delivered 2017 & 2018



Adjusted Scheduled Activity (UDA)

Month	2017	2018
April	-145	455
May	831	1,538
June	1,825	2,432
July	3,613	
August	4,713	
September	6,107	
October	7,184	
November	8,689	
December	10,254	
January	10,991	
February	12,290	
March	13,940	
April	14,613	
May	14,614	
June	14,614	

QUALITY

	Quantity	Base Number	Contract	LHB	Wales
% of FP17s for the same patient ID Re-attending within 3 months - Children	19	209	9.1%	9.9%	11.2%
% of FP17s for the same patient ID Re-attending within 3 months - Adults	169	1,163	14.5%	14.9%	16.4%
% of FP17s for the same patient ID Re-attending between 3 & 9 months - Children	96	209	45.9%	53.1%	58.1%
% of FP17s for the same patient ID Re-attending between 3 & 9 months - Adults	647	1,163	55.6%	51.0%	54.8%
% of FP17s for Band 1 Urgent Courses	105	1,108	9.5%	9.4%	9.2%
% of FP17s Relating to Free Repair or Replacements	15	1,108	1.4%	0.8%	0.8%
% of FP17s Relating to Continuations	12	1,108	1.1%	0.7%	0.9%
% of Patients satisfied with the dentistry they have received	22	22	100.0%	93.5%	92.1%
% of Patients satisfied with the time they had to wait for an appointment	22	22	100.0%	88.0%	87.5%

* This is based on patients treated on this contract for their most recent course of treatment. Figures in italics indicate the base number of FP17s or Patient Questionnaire responses are less than 100. N/A is shown where the base number of responses is less than 10 during the period. % is calculated as Quantity/Base number*100

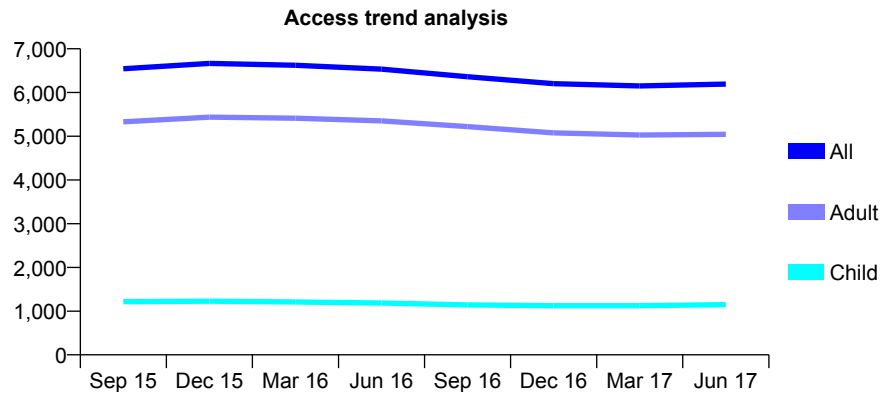
7A3 - Vital Signs At a Glance Contract Report for 195006/0002 - June 2017

Name or company name	R Elliott and Associates
Contract type name	GDS Contract
Purpose of contract	General
Contract start date	01/02/2007
Contract end date	

17/18 Contracted general activity (UDA)	18,317
Carry forward general activity (UDA)	0
17/18 Contracted orthodontic activity (UOA)	0
Carry forward orthodontic activity (UOA)	0
Baseline contract value	£420,814.22

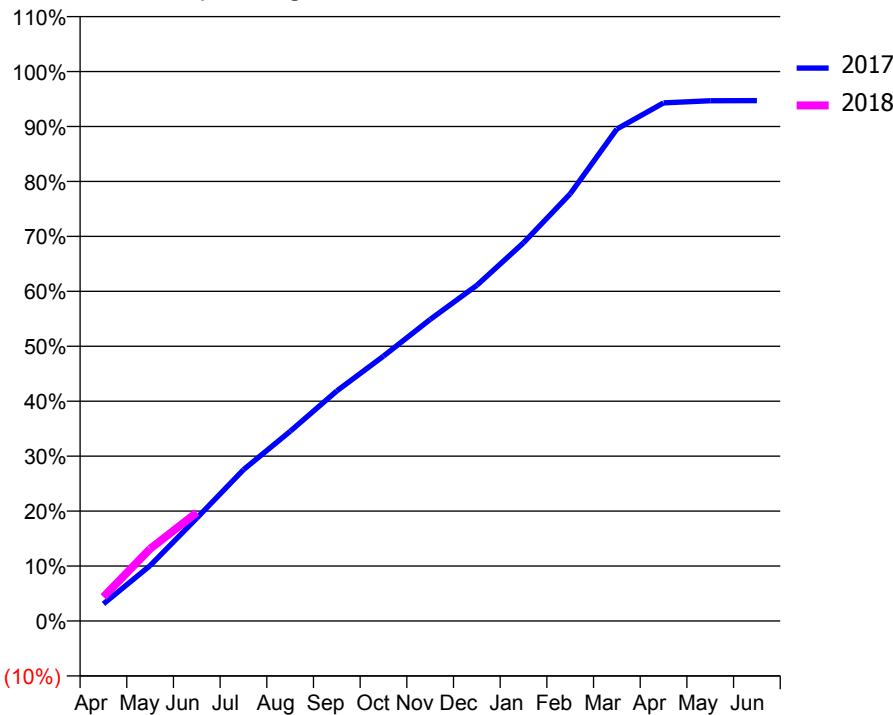
ACCESS*

Patients seen in 24 months	Total	Change since previous quarter
Quarter ending June 2016	6,534	
Quarter ending September 2016	6,362	↓
Quarter ending December 2016	6,203	↓
Quarter ending March 2017	6,150	→
Quarter ending June 2017	6,192	→
Variance since June 2016	(5.2%)	↓



ACTIVITY

Cumulative percentage of contracted UDA delivered 2017 & 2018



Month	Adjusted Scheduled Activity (UDA)	
	2017	2018
April	570	802
May	1,846	2,407
June	3,429	3,617
July	5,043	
August	6,321	
September	7,670	
October	8,830	
November	10,052	
December	11,191	
January	12,608	
February	14,239	
March	16,399	
April	17,273	
May	17,344	
June	17,347	

QUALITY

	Quantity	Base Number	Contract	LHB	Wales
% of FP17s for the same patient ID Re-attending within 3 months - Children	26	456	5.7%	9.9%	11.2%
% of FP17s for the same patient ID Re-attending within 3 months - Adults	319	2,009	15.9%	14.9%	16.4%
% of FP17s for the same patient ID Re-attending between 3 & 9 months - Children	236	456	51.8%	53.1%	58.1%
% of FP17s for the same patient ID Re-attending between 3 & 9 months - Adults	1,107	2,009	55.1%	51.0%	54.8%
% of FP17s for Band 1 Urgent Courses	204	1,917	10.6%	9.4%	9.2%
% of FP17s Relating to Free Repair or Replacements	17	1,917	0.9%	0.8%	0.8%
% of FP17s Relating to Continuations	16	1,917	0.8%	0.7%	0.9%
% of Patients satisfied with the dentistry they have received	39	43	90.7%	93.5%	92.1%
% of Patients satisfied with the time they had to wait for an appointment	41	43	95.3%	88.0%	87.5%

* This is based on patients treated on this contract for their most recent course of treatment. Figures in italics indicate the base number of FP17s or Patient Questionnaire responses are less than 100. N/A is shown where the base number of responses is less than 10 during the period. % is calculated as Quantity/Base number*100

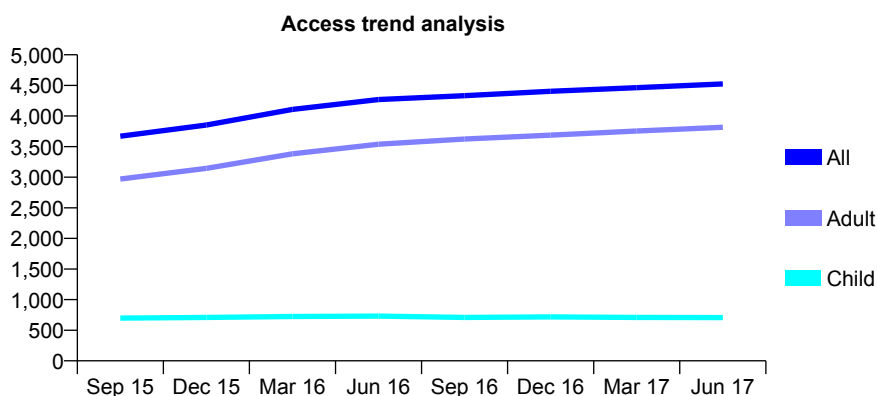
7A3 - Vital Signs At a Glance Contract Report for 195375/0001 - June 2017

Name or company name	Woods Dental
Contract type name	GDS Contract
Purpose of contract	General
Contract start date	01/01/2012
Contract end date	

17/18 Contracted general activity (UDA)	9,368
Carry forward general activity (UDA)	0
17/18 Contracted orthodontic activity (UOA)	0
Carry forward orthodontic activity (UOA)	0
Baseline contract value	£221,835.40

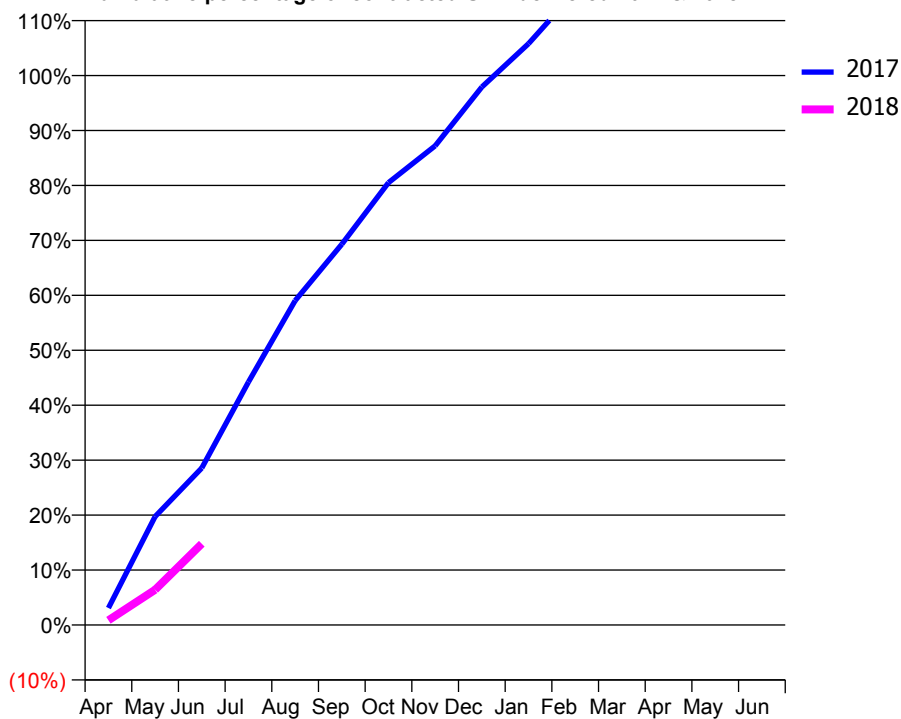
ACCESS*

Patients seen in 24 months	Total	Change since previous quarter
Quarter ending June 2016	4,270	
Quarter ending September 2016	4,333	→
Quarter ending December 2016	4,404	→
Quarter ending March 2017	4,464	→
Quarter ending June 2017	4,523	→
Variance since June 2016	5.9%	↑



ACTIVITY

Cumulative percentage of contracted UDA delivered 2017 & 2018



Adjusted Scheduled Activity (UDA)

Month	2017	2018
April	289	80
May	1,848	601
June	2,677	1,385
July	4,143	
August	5,531	
September	6,492	
October	7,543	
November	8,168	
December	9,172	
January	9,910	
February	10,796	
March	11,899	
April	12,314	
May	12,311	
June	12,379	

QUALITY

	Quantity	Base Number	Contract	LHB	Wales
% of FP17s for the same patient ID Re-attending within 3 months - Children	14	165	8.5%	9.9%	11.2%
% of FP17s for the same patient ID Re-attending within 3 months - Adults	81	791	10.2%	14.9%	16.4%
% of FP17s for the same patient ID Re-attending between 3 & 9 months - Children	88	165	53.3%	53.1%	58.1%
% of FP17s for the same patient ID Re-attending between 3 & 9 months - Adults	378	791	47.8%	51.0%	54.8%
% of FP17s for Band 1 Urgent Courses	267	704	37.9%	9.4%	9.2%
% of FP17s Relating to Free Repair or Replacements	5	704	0.7%	0.8%	0.8%
% of FP17s Relating to Continuations	0	704	0.0%	0.7%	0.9%
% of Patients satisfied with the dentistry they have received	6	9	N/A	93.5%	92.1%
% of Patients satisfied with the time they had to wait for an appointment	8	9	N/A	88.0%	87.5%

* This is based on patients treated on this contract for their most recent course of treatment. Figures in italics indicate the base number of FP17s or Patient Questionnaire responses are less than 100. N/A is shown where the base number of responses is less than 10 during the period. % is calculated as Quantity/Base number*100

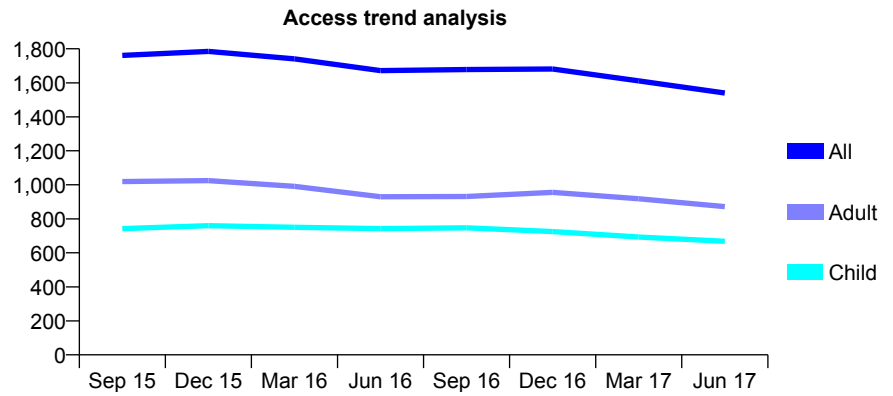
7A3 - Vital Signs At a Glance Contract Report for 195510/0001 - June 2017

Name or company name	Vale View Dental Care
Contract type name	GDS Contract
Purpose of contract	General
Contract start date	01/08/2009
Contract end date	

17/18 Contracted general activity (UDA)	6,032
Carry forward general activity (UDA)	0
17/18 Contracted orthodontic activity (UOA)	0
Carry forward orthodontic activity (UOA)	0
Baseline contract value	£145,274.31

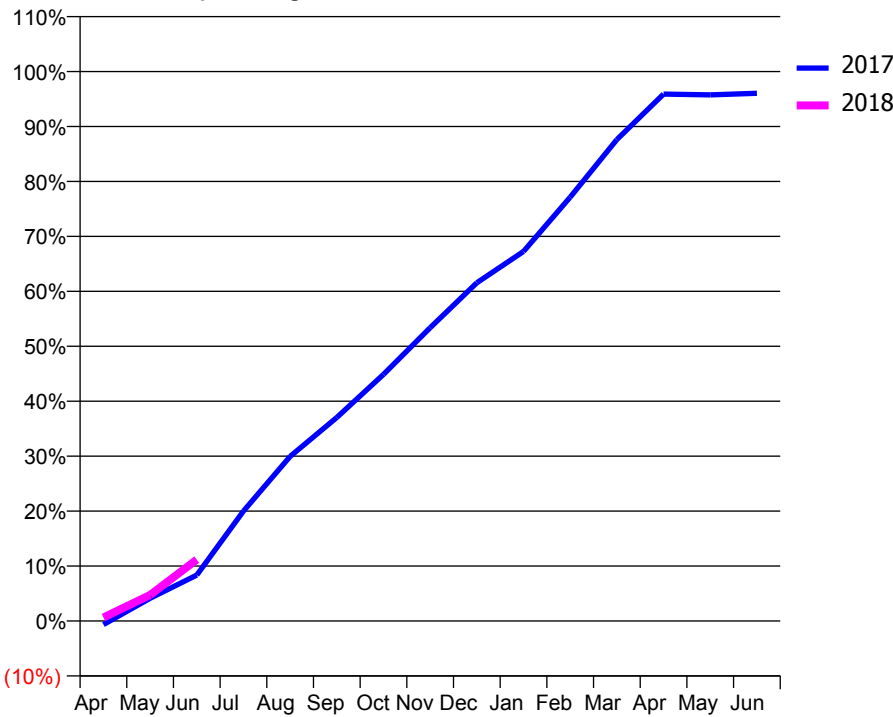
ACCESS*

Patients seen in 24 months	Total	Change since previous quarter
Quarter ending June 2016	1,672	
Quarter ending September 2016	1,678	→
Quarter ending December 2016	1,681	→
Quarter ending March 2017	1,611	↓
Quarter ending June 2017	1,540	↓
Variance since June 2016	(7.9%)	↓



ACTIVITY

Cumulative percentage of contracted UDA delivered 2017 & 2018



Month	Adjusted Scheduled Activity (UDA)	
	2017	2018
April	-40	39
May	249	286
June	505	674
July	1,207	
August	1,806	
September	2,234	
October	2,707	
November	3,219	
December	3,713	
January	4,057	
February	4,653	
March	5,284	
April	5,785	
May	5,775	
June	5,792	

QUALITY

	Quantity	Base Number	Contract	LHB	Wales
% of FP17s for the same patient ID Re-attending within 3 months - Children	23	247	9.3%	9.9%	11.2%
% of FP17s for the same patient ID Re-attending within 3 months - Adults	14	264	5.3%	14.9%	16.4%
% of FP17s for the same patient ID Re-attending between 3 & 9 months - Children	141	247	57.1%	53.1%	58.1%
% of FP17s for the same patient ID Re-attending between 3 & 9 months - Adults	165	264	62.5%	51.0%	54.8%
% of FP17s for Band 1 Urgent Courses	3	379	0.8%	9.4%	9.2%
% of FP17s Relating to Free Repair or Replacements	0	379	0.0%	0.8%	0.8%
% of FP17s Relating to Continuations	2	379	0.5%	0.7%	0.9%
% of Patients satisfied with the dentistry they have received	5	5	N/A	93.5%	92.1%
% of Patients satisfied with the time they had to wait for an appointment	5	5	N/A	88.0%	87.5%

* This is based on patients treated on this contract for their most recent course of treatment. Figures in italics indicate the base number of FP17s or Patient Questionnaire responses are less than 100. N/A is shown where the base number of responses is less than 10 during the period. % is calculated as Quantity/Base number*100

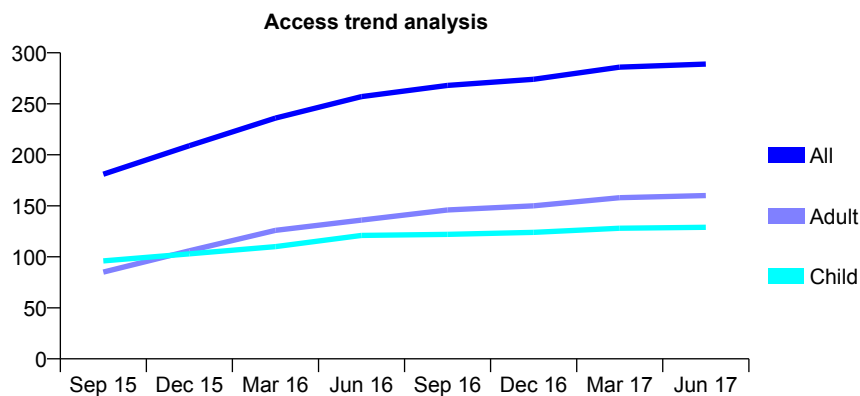
7A3 - Vital Signs At a Glance Contract Report for 197270/0001 - June 2017

Name or company name	HJ Price
Contract type name	GDS Contract
Purpose of contract	General
Contract start date	08/12/2014
Contract end date	

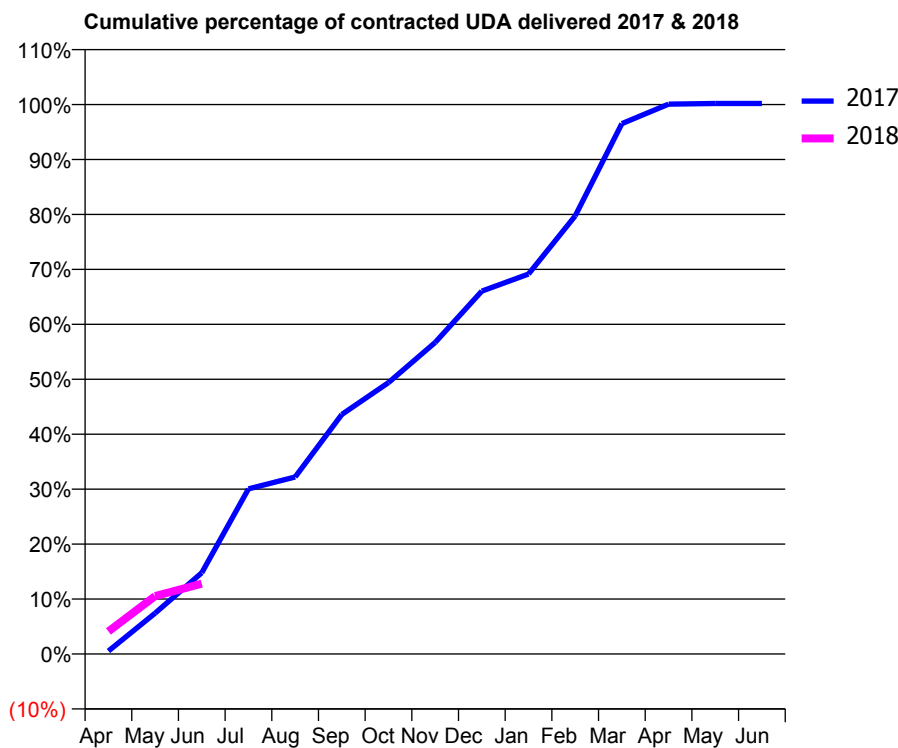
17/18 Contracted general activity (UDA)	900
Carry forward general activity (UDA)	0
17/18 Contracted orthodontic activity (UOA)	0
Carry forward orthodontic activity (UOA)	0
Baseline contract value	£20,334.96

ACCESS*

Patients seen in 24 months	Total	Change since previous quarter
Quarter ending June 2016	257	
Quarter ending September 2016	268	↑
Quarter ending December 2016	274	↑
Quarter ending March 2017	286	↑
Quarter ending June 2017	289	→
Variance since June 2016	12.5%	↑



ACTIVITY



Month	Adjusted Scheduled Activity (UDA)	
	2017	2018
April	5	37
May	67	95
June	133	115
July	271	
August	290	
September	392	
October	445	
November	510	
December	594	
January	622	
February	718	
March	869	
April	901	
May	902	
June	902	

QUALITY

	Quantity	Base Number	Contract	LHB	Wales
% of FP17s for the same patient ID Re-attending within 3 months - Children	2	34	5.9%	9.9%	11.2%
% of FP17s for the same patient ID Re-attending within 3 months - Adults	1	39	2.6%	14.9%	16.4%
% of FP17s for the same patient ID Re-attending between 3 & 9 months - Children	17	34	50.0%	53.1%	58.1%
% of FP17s for the same patient ID Re-attending between 3 & 9 months - Adults	16	39	41.0%	51.0%	54.8%
% of FP17s for Band 1 Urgent Courses	1	54	1.9%	9.4%	9.2%
% of FP17s Relating to Free Repair or Replacements	0	54	0.0%	0.8%	0.8%
% of FP17s Relating to Continuations	0	54	0.0%	0.7%	0.9%
% of Patients satisfied with the dentistry they have received	0	0	N/A	93.5%	92.1%
% of Patients satisfied with the time they had to wait for an appointment	0	0	N/A	88.0%	87.5%

* This is based on patients treated on this contract for their most recent course of treatment. Figures in italics indicate the base number of FP17s or Patient Questionnaire responses are less than 100. N/A is shown where the base number of responses is less than 10 during the period. % is calculated as Quantity/Base number*100

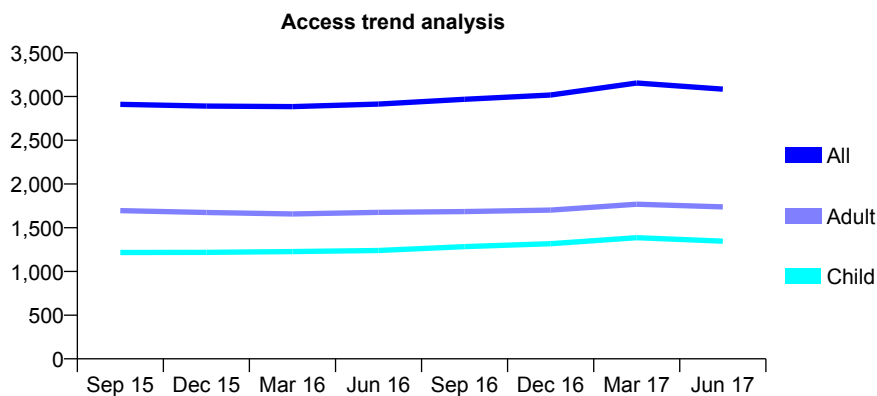
7A3 - Vital Signs At a Glance Contract Report for 199613/0001 - June 2017

Name or company name	J Bater and L Khosa
Contract type name	GDS Contract
Purpose of contract	General
Contract start date	01/04/2010
Contract end date	

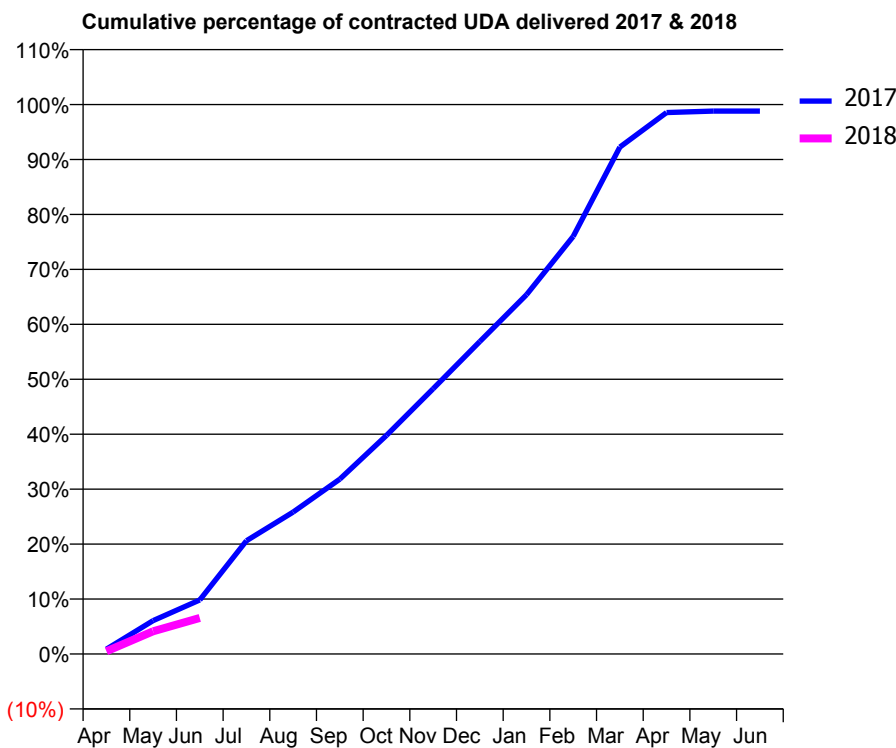
17/18 Contracted general activity (UDA)	12,000
Carry forward general activity (UDA)	0
17/18 Contracted orthodontic activity (UOA)	0
Carry forward orthodontic activity (UOA)	0
Baseline contract value	£318,085.52

ACCESS*

Patients seen in 24 months	Total	Change since previous quarter
Quarter ending June 2016	2,914	
Quarter ending September 2016	2,968	→
Quarter ending December 2016	3,018	→
Quarter ending March 2017	3,155	↑
Quarter ending June 2017	3,084	↓
Variance since June 2016	5.8%	↑



ACTIVITY



Adjusted Scheduled Activity (UDA)		
Month	2017	2018
April	105	60
May	729	497
June	1,182	788
July	2,473	
August	3,101	
September	3,819	
October	4,773	
November	5,794	
December	6,824	
January	7,847	
February	9,120	
March	11,070	
April	11,825	
May	11,855	
June	11,855	

QUALITY

	Quantity	Base Number	Contract	LHB	Wales
% of FP17s for the same patient ID Re-attending within 3 months - Children	31	260	11.9%	9.9%	11.2%
% of FP17s for the same patient ID Re-attending within 3 months - Adults	92	382	24.1%	14.9%	16.4%
% of FP17s for the same patient ID Re-attending between 3 & 9 months - Children	120	260	46.2%	53.1%	58.1%
% of FP17s for the same patient ID Re-attending between 3 & 9 months - Adults	154	382	40.3%	51.0%	54.8%
% of FP17s for Band 1 Urgent Courses	112	407	27.5%	9.4%	9.2%
% of FP17s Relating to Free Repair or Replacements	0	407	0.0%	0.8%	0.8%
% of FP17s Relating to Continuations	7	407	1.7%	0.7%	0.9%
% of Patients satisfied with the dentistry they have received	14	14	100.0%	93.5%	92.1%
% of Patients satisfied with the time they had to wait for an appointment	14	14	100.0%	88.0%	87.5%

* This is based on patients treated on this contract for their most recent course of treatment. Figures in italics indicate the base number of FP17s or Patient Questionnaire responses are less than 100. N/A is shown where the base number of responses is less than 10 during the period. % is calculated as Quantity/Base number*100

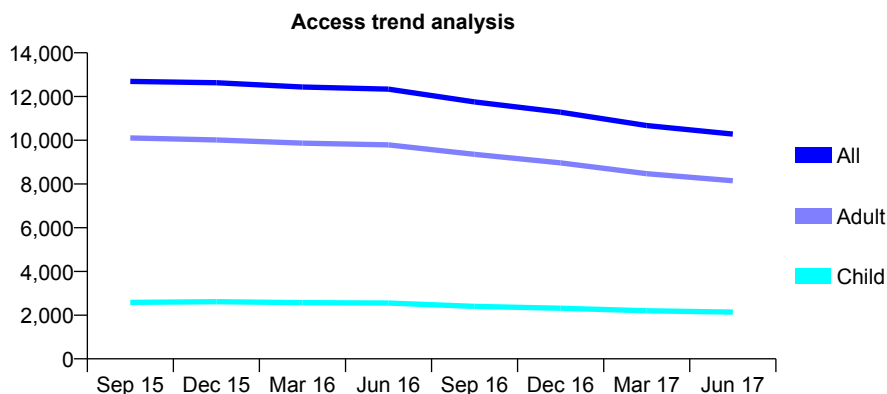
7A3 - Vital Signs At a Glance Contract Report for 199915/0003 - June 2017

Name or company name	IDH 441 to 444 Ltd
Contract type name	GDS Contract
Purpose of contract	General
Contract start date	01/04/2010
Contract end date	

17/18 Contracted general activity (UDA)	36,144
Carry forward general activity (UDA)	0
17/18 Contracted orthodontic activity (UOA)	0
Carry forward orthodontic activity (UOA)	0
Baseline contract value	£908,545.66

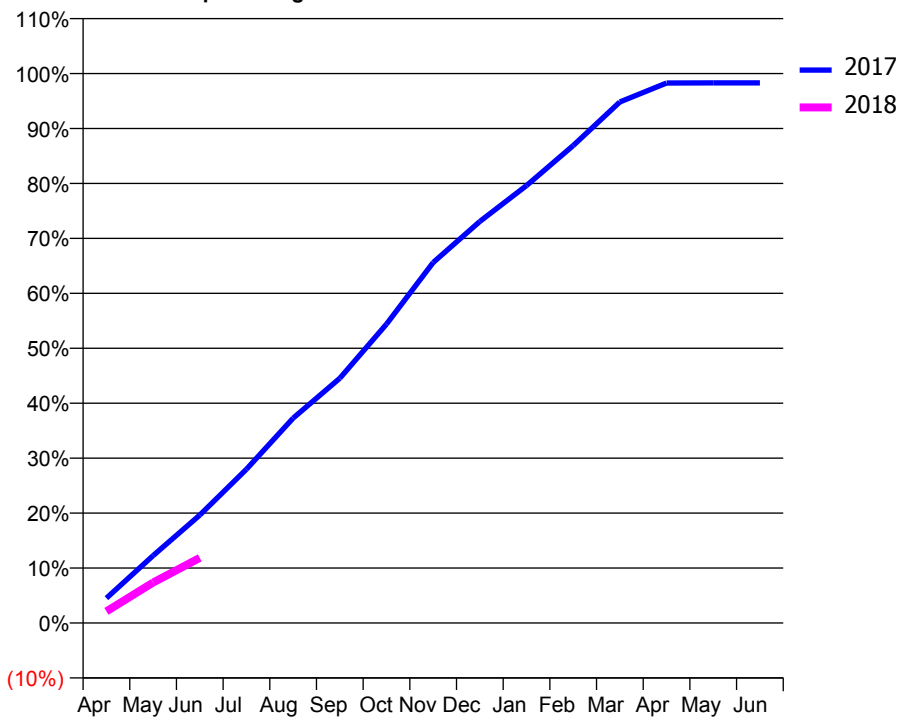
ACCESS*

Patients seen in 24 months	Total	Change since previous quarter
Quarter ending June 2016	12,337	
Quarter ending September 2016	11,754	↓
Quarter ending December 2016	11,280	↓
Quarter ending March 2017	10,673	↓
Quarter ending June 2017	10,283	↓
Variance since June 2016	(16.6%)	↓



ACTIVITY

Cumulative percentage of contracted UDA delivered 2017 & 2018



Adjusted Scheduled Activity (UDA)

Month	2017	2018
April	1,272	765
May	3,455	2,665
June	5,531	4,282
July	7,878	
August	10,496	
September	12,537	
October	15,311	
November	18,467	
December	20,571	
January	22,407	
February	24,451	
March	26,686	
April	27,657	
May	27,661	
June	27,662	

QUALITY

	Quantity	Base Number	Contract	LHB	Wales
% of FP17s for the same patient ID Re-attending within 3 months - Children	24	498	4.8%	9.9%	11.2%
% of FP17s for the same patient ID Re-attending within 3 months - Adults	152	1,865	8.2%	14.9%	16.4%
% of FP17s for the same patient ID Re-attending between 3 & 9 months - Children	238	498	47.8%	53.1%	58.1%
% of FP17s for the same patient ID Re-attending between 3 & 9 months - Adults	1,006	1,865	53.9%	51.0%	54.8%
% of FP17s for Band 1 Urgent Courses	103	1,986	5.2%	9.4%	9.2%
% of FP17s Relating to Free Repair or Replacements	3	1,986	0.2%	0.8%	0.8%
% of FP17s Relating to Continuations	30	1,986	1.5%	0.7%	0.9%
% of Patients satisfied with the dentistry they have received	57	61	93.4%	93.5%	92.1%
% of Patients satisfied with the time they had to wait for an appointment	52	61	85.2%	88.0%	87.5%

* This is based on patients treated on this contract for their most recent course of treatment. Figures in italics indicate the base number of FP17s or Patient Questionnaire responses are less than 100. N/A is shown where the base number of responses is less than 10 during the period. % is calculated as Quantity/Base number*100

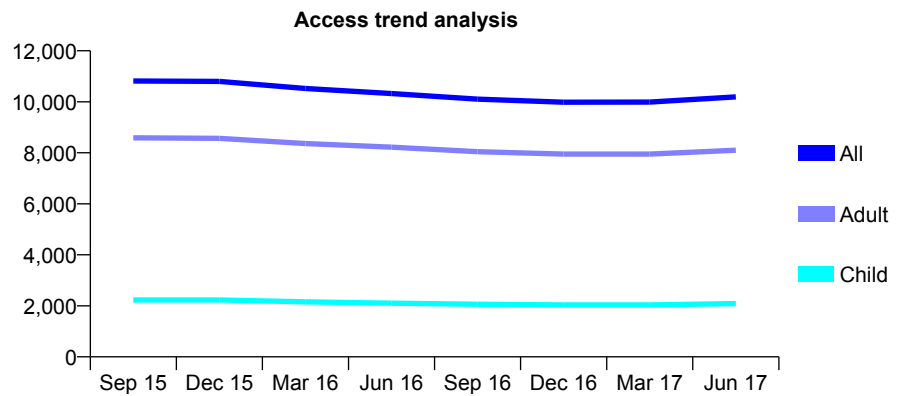
7A3 - Vital Signs At a Glance Contract Report for 202797/0001 - June 2017

Name or company name	MR B DAVID
Contract type name	GDS Contract
Purpose of contract	General
Contract start date	01/04/2006
Contract end date	

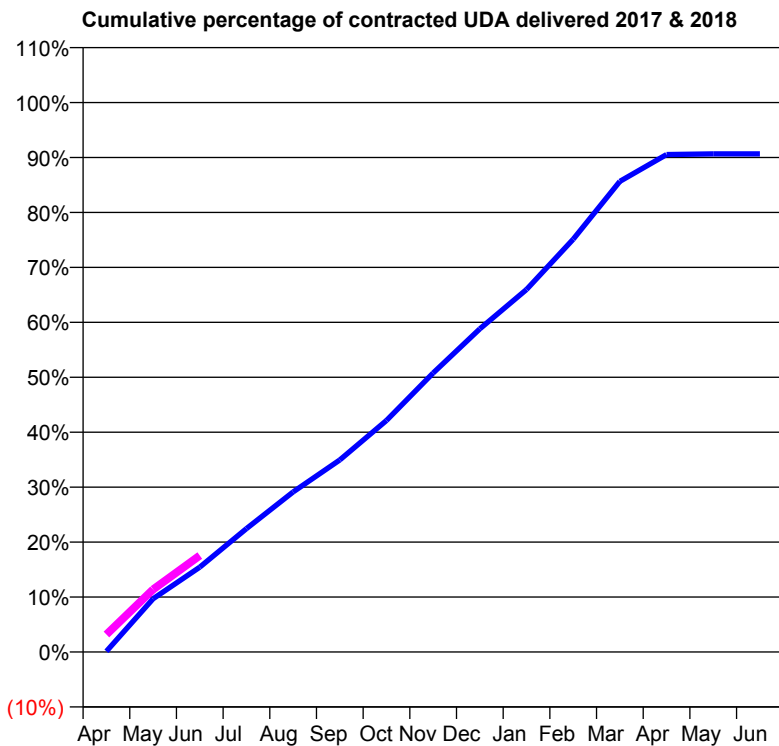
17/18 Contracted general activity (UDA)	33,962
Carry forward general activity (UDA)	0
17/18 Contracted orthodontic activity (UOA)	0
Carry forward orthodontic activity (UOA)	0
Baseline contract value	£886,880.70

ACCESS*

Patients seen in 24 months	Total	Change since previous quarter
Quarter ending June 2016	10,325	
Quarter ending September 2016	10,107	↓
Quarter ending December 2016	9,983	↓
Quarter ending March 2017	9,988	→
Quarter ending June 2017	10,192	↑
Variance since June 2016	(1.3%)	↓



ACTIVITY



Month	Adjusted Scheduled Activity (UDA)	
	2017	2018
April	48	1,083
May	3,290	3,867
June	5,247	5,966
July	7,628	
August	9,897	
September	11,871	
October	14,314	
November	17,243	
December	19,974	
January	22,403	
February	25,508	
March	29,089	
April	30,748	
May	30,785	
June	30,790	

QUALITY

	Quantity	Base Number	Contract	LHB	Wales
% of FP17s for the same patient ID Re-attending within 3 months - Children	59	723	8.2%	9.9%	11.2%
% of FP17s for the same patient ID Re-attending within 3 months - Adults	571	2,893	19.7%	14.9%	16.4%
% of FP17s for the same patient ID Re-attending between 3 & 9 months - Children	375	723	51.9%	53.1%	58.1%
% of FP17s for the same patient ID Re-attending between 3 & 9 months - Adults	1,488	2,893	51.4%	51.0%	54.8%
% of FP17s for Band 1 Urgent Courses	412	2,933	14.0%	9.4%	9.2%
% of FP17s Relating to Free Repair or Replacements	32	2,933	1.1%	0.8%	0.8%
% of FP17s Relating to Continuations	71	2,933	2.4%	0.7%	0.9%
% of Patients satisfied with the dentistry they have received	33	33	100.0%	93.5%	92.1%
% of Patients satisfied with the time they had to wait for an appointment	31	33	93.9%	88.0%	87.5%

* This is based on patients treated on this contract for their most recent course of treatment. Figures in italics indicate the base number of FP17s or Patient Questionnaire responses are less than 100. N/A is shown where the base number of responses is less than 10 during the period. % is calculated as Quantity/Base number*100

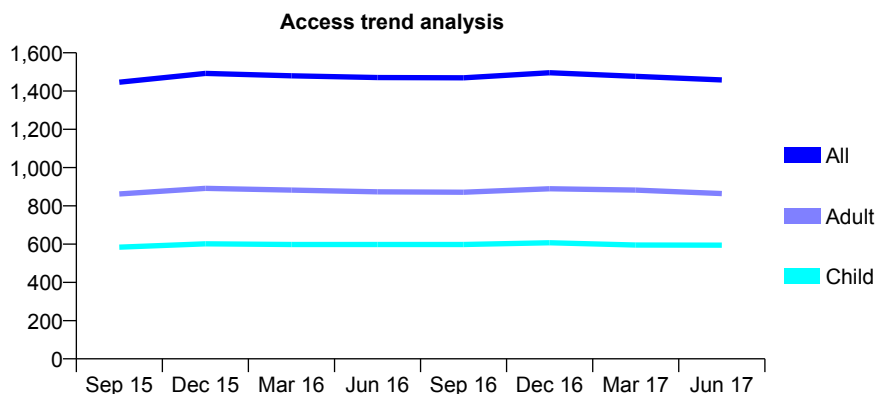
7A3 - Vital Signs At a Glance Contract Report for 222739/0001 - June 2017

Name or company name	MR G PEARSON
Contract type name	GDS Contract
Purpose of contract	General
Contract start date	01/04/2006
Contract end date	

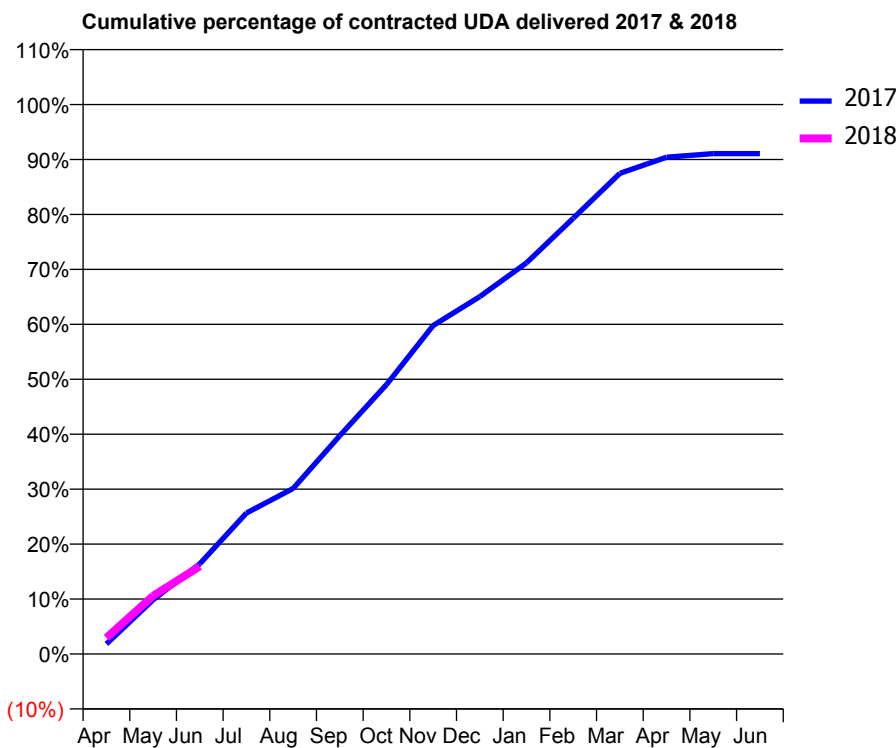
17/18 Contracted general activity (UDA)	3,984
Carry forward general activity (UDA)	0
17/18 Contracted orthodontic activity (UOA)	0
Carry forward orthodontic activity (UOA)	0
Baseline contract value	£97,935.96

ACCESS*

Patients seen in 24 months	Total	Change since previous quarter
Quarter ending June 2016	1,471	
Quarter ending September 2016	1,469	→
Quarter ending December 2016	1,496	→
Quarter ending March 2017	1,477	↓
Quarter ending June 2017	1,458	↓
Variance since June 2016	(0.9%)	→



ACTIVITY



Month	Adjusted Scheduled Activity (UDA)	
	2017	2018
April	73	117
May	393	422
June	654	636
July	1,022	
August	1,201	
September	1,583	
October	1,954	
November	2,381	
December	2,591	
January	2,836	
February	3,159	
March	3,485	
April	3,602	
May	3,628	
June	3,628	

QUALITY

	Quantity	Base Number	Contract	LHB	Wales
% of FP17s for the same patient ID Re-attending within 3 months - Children	6	194	3.1%	9.9%	11.2%
% of FP17s for the same patient ID Re-attending within 3 months - Adults	23	242	9.5%	14.9%	16.4%
% of FP17s for the same patient ID Re-attending between 3 & 9 months - Children	112	194	57.7%	53.1%	58.1%
% of FP17s for the same patient ID Re-attending between 3 & 9 months - Adults	127	242	52.5%	51.0%	54.8%
% of FP17s for Band 1 Urgent Courses	14	373	3.8%	9.4%	9.2%
% of FP17s Relating to Free Repair or Replacements	0	373	0.0%	0.8%	0.8%
% of FP17s Relating to Continuations	0	373	0.0%	0.7%	0.9%
% of Patients satisfied with the dentistry they have received	2	2	N/A	93.5%	92.1%
% of Patients satisfied with the time they had to wait for an appointment	2	2	N/A	88.0%	87.5%

* This is based on patients treated on this contract for their most recent course of treatment. Figures in italics indicate the base number of FP17s or Patient Questionnaire responses are less than 100. N/A is shown where the base number of responses is less than 10 during the period. % is calculated as Quantity/Base number*100

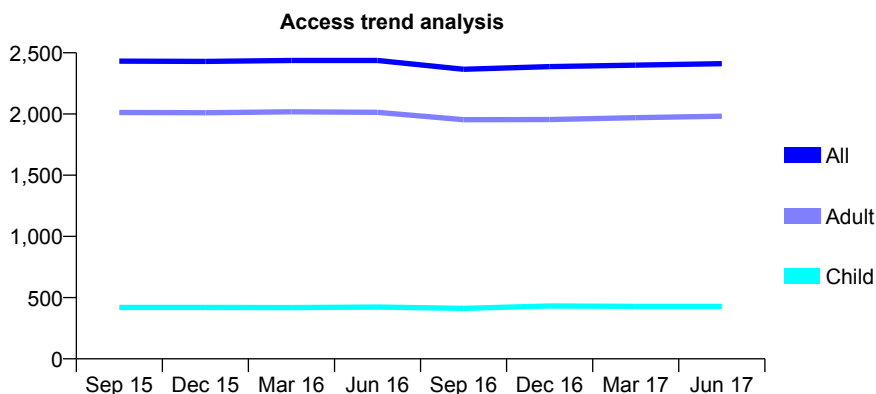
7A3 - Vital Signs At a Glance Contract Report for 224375/0001 - June 2017

Name or company name	MR PC BARRISCALE
Contract type name	GDS Contract
Purpose of contract	General
Contract start date	01/04/2006
Contract end date	

17/18 Contracted general activity (UDA)	8,174
Carry forward general activity (UDA)	0
17/18 Contracted orthodontic activity (UOA)	0
Carry forward orthodontic activity (UOA)	0
Baseline contract value	£190,515.13

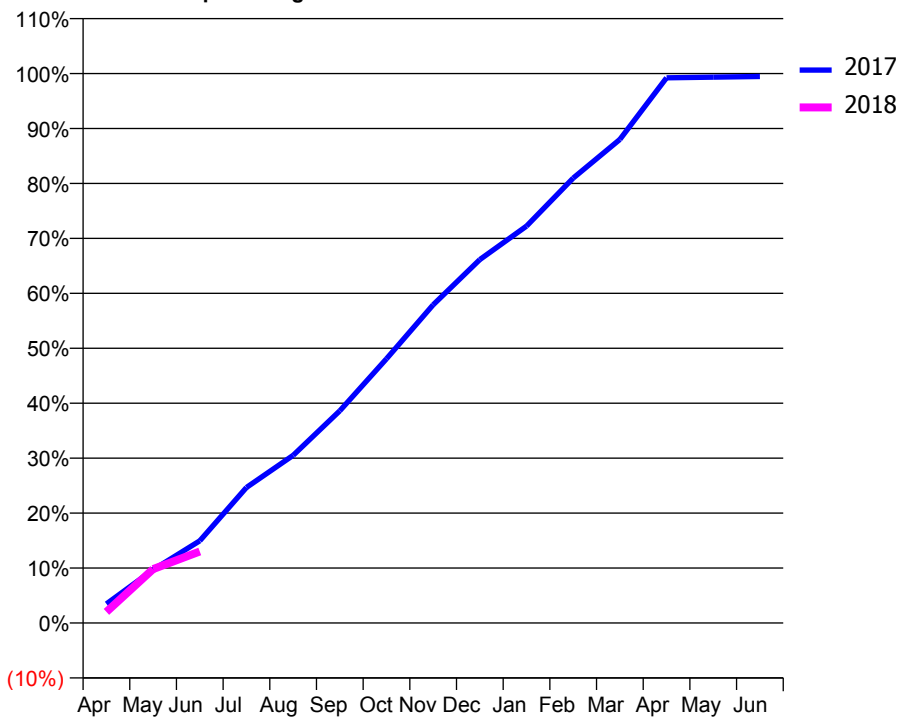
ACCESS*

Patients seen in 24 months	Total	Change since previous quarter
Quarter ending June 2016	2,437	
Quarter ending September 2016	2,366	↓
Quarter ending December 2016	2,387	→
Quarter ending March 2017	2,399	→
Quarter ending June 2017	2,411	→
Variance since June 2016	(1.1%)	↓



ACTIVITY

Cumulative percentage of contracted UDA delivered 2017 & 2018



QUALITY

	Quantity	Base Number	Contract	LHB	Wales
% of FP17s for the same patient ID Re-attending within 3 months - Children	11	168	6.5%	9.9%	11.2%
% of FP17s for the same patient ID Re-attending within 3 months - Adults	135	679	19.9%	14.9%	16.4%
% of FP17s for the same patient ID Re-attending between 3 & 9 months - Children	99	168	58.9%	53.1%	58.1%
% of FP17s for the same patient ID Re-attending between 3 & 9 months - Adults	245	679	36.1%	51.0%	54.8%
% of FP17s for Band 1 Urgent Courses	101	526	19.2%	9.4%	9.2%
% of FP17s Relating to Free Repair or Replacements	3	526	0.6%	0.8%	0.8%
% of FP17s Relating to Continuations	5	526	1.0%	0.7%	0.9%
% of Patients satisfied with the dentistry they have received	9	9	N/A	93.5%	92.1%
% of Patients satisfied with the time they had to wait for an appointment	9	9	N/A	88.0%	87.5%

* This is based on patients treated on this contract for their most recent course of treatment. Figures in italics indicate the base number of FP17s or Patient Questionnaire responses are less than 100. N/A is shown where the base number of responses is less than 10 during the period. % is calculated as Quantity/Base number*100

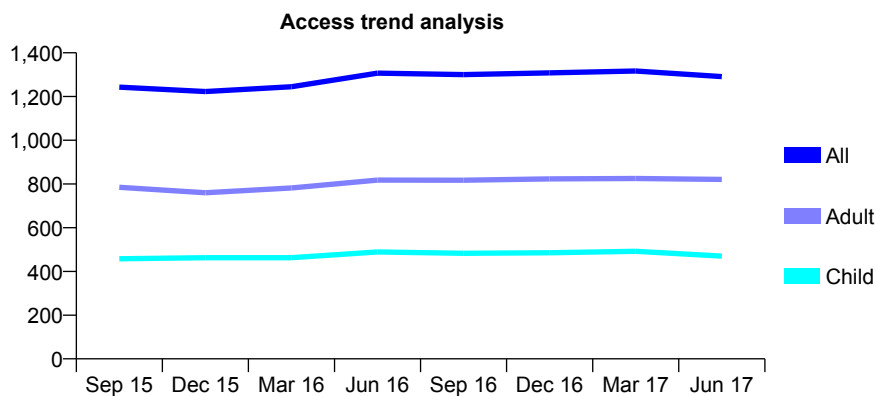
7A3 - Vital Signs At a Glance Contract Report for 233811/0001 - June 2017

Name or company name	MISS AE WALKER
Contract type name	GDS Contract
Purpose of contract	General
Contract start date	01/10/2006
Contract end date	

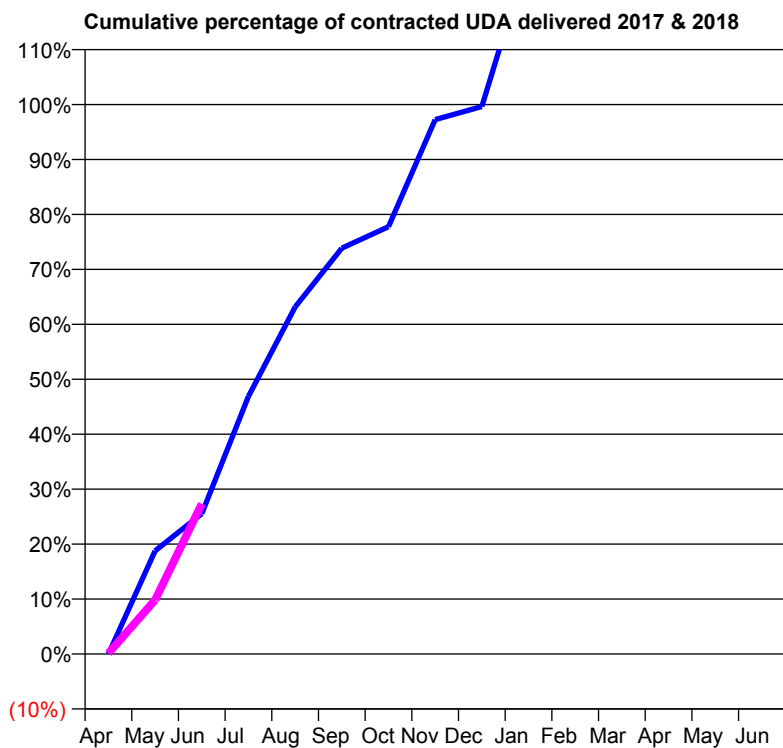
17/18 Contracted general activity (UDA)	2,138
Carry forward general activity (UDA)	0
17/18 Contracted orthodontic activity (UOA)	0
Carry forward orthodontic activity (UOA)	0
Baseline contract value	£53,975.73

ACCESS*

Patients seen in 24 months	Total	Change since previous quarter
Quarter ending June 2016	1,307	
Quarter ending September 2016	1,300	→
Quarter ending December 2016	1,308	→
Quarter ending March 2017	1,317	→
Quarter ending June 2017	1,291	↓
Variance since June 2016	(1.2%)	↓



ACTIVITY



Month	Adjusted Scheduled Activity (UDA)	
	2017	2018
April	0	3
May	401	210
June	546	584
July	1,002	
August	1,350	
September	1,579	
October	1,663	
November	2,079	
December	2,130	
January	2,722	
February	2,920	
March	3,405	
April	3,838	
May	3,841	
June	3,864	

QUALITY

	Quantity	Base Number	Contract	LHB	Wales
% of FP17s for the same patient ID Re-attending within 3 months - Children	9	158	5.7%	9.9%	11.2%
% of FP17s for the same patient ID Re-attending within 3 months - Adults	43	270	15.9%	14.9%	16.4%
% of FP17s for the same patient ID Re-attending between 3 & 9 months - Children	72	158	45.6%	53.1%	58.1%
% of FP17s for the same patient ID Re-attending between 3 & 9 months - Adults	135	270	50.0%	51.0%	54.8%
% of FP17s for Band 1 Urgent Courses	12	260	4.6%	9.4%	9.2%
% of FP17s Relating to Free Repair or Replacements	0	260	0.0%	0.8%	0.8%
% of FP17s Relating to Continuations	0	260	0.0%	0.7%	0.9%
% of Patients satisfied with the dentistry they have received	4	4	N/A	93.5%	92.1%
% of Patients satisfied with the time they had to wait for an appointment	4	4	N/A	88.0%	87.5%

* This is based on patients treated on this contract for their most recent course of treatment. Figures in italics indicate the base number of FP17s or Patient Questionnaire responses are less than 100. N/A is shown where the base number of responses is less than 10 during the period. % is calculated as Quantity/Base number*100

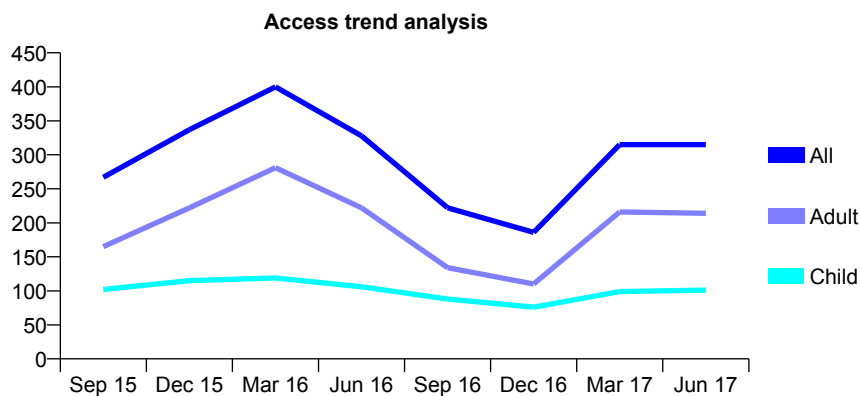
7A3 - Vital Signs At a Glance Contract Report for 238260/0006 - June 2017

Name or company name	MRS CA ROACH-PRICE
Contract type name	GDS Contract
Purpose of contract	General
Contract start date	01/11/2009
Contract end date	

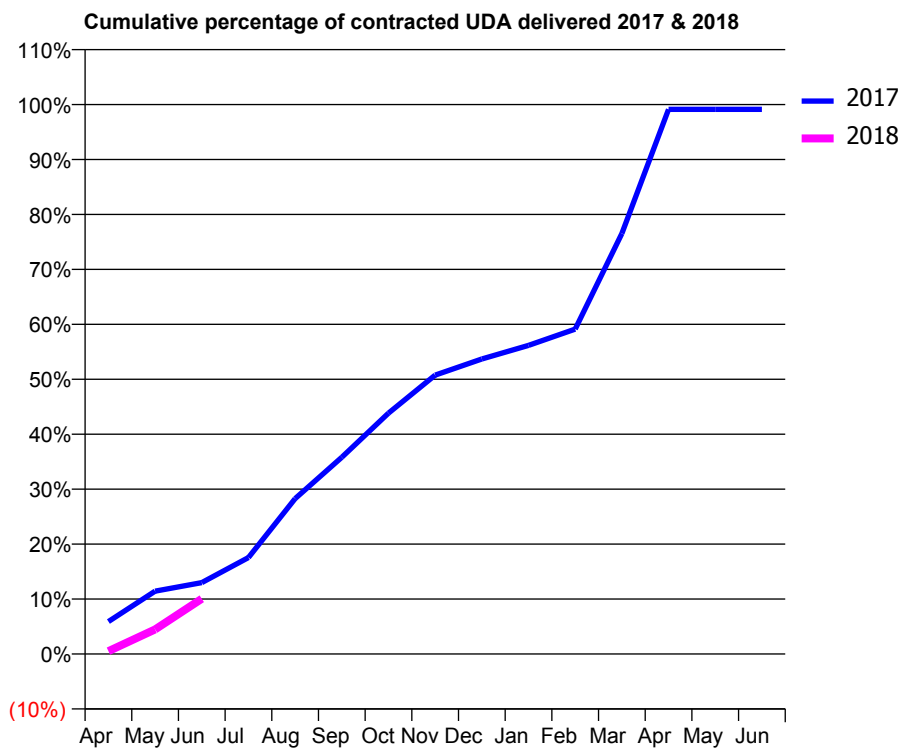
17/18 Contracted general activity (UDA)	1,020
Carry forward general activity (UDA)	0
17/18 Contracted orthodontic activity (UOA)	0
Carry forward orthodontic activity (UOA)	0
Baseline contract value	£26,461.49

ACCESS*

Patients seen in 24 months	Total	Change since previous quarter
Quarter ending June 2016	328	
Quarter ending September 2016	222	↓
Quarter ending December 2016	186	↓
Quarter ending March 2017	315	↑
Quarter ending June 2017	315	→
Variance since June 2016	(4.0%)	↓



ACTIVITY



Adjusted Scheduled Activity (UDA)		
Month	2017	2018
April	60	5
May	117	46
June	133	103
July	179	
August	289	
September	365	
October	447	
November	518	
December	548	
January	573	
February	603	
March	781	
April	1,011	
May	1,011	
June	1,011	

QUALITY

	Quantity	Base Number	Contract	LHB	Wales
% of FP17s for the same patient ID Re-attending within 3 months - Children	3	45	6.7%	9.9%	11.2%
% of FP17s for the same patient ID Re-attending within 3 months - Adults	6	105	5.7%	14.9%	16.4%
% of FP17s for the same patient ID Re-attending between 3 & 9 months - Children	10	45	22.2%	53.1%	58.1%
% of FP17s for the same patient ID Re-attending between 3 & 9 months - Adults	10	105	9.5%	51.0%	54.8%
% of FP17s for Band 1 Urgent Courses	8	61	13.1%	9.4%	9.2%
% of FP17s Relating to Free Repair or Replacements	0	61	0.0%	0.8%	0.8%
% of FP17s Relating to Continuations	0	61	0.0%	0.7%	0.9%
% of Patients satisfied with the dentistry they have received	2	2	N/A	93.5%	92.1%
% of Patients satisfied with the time they had to wait for an appointment	2	2	N/A	88.0%	87.5%

* This is based on patients treated on this contract for their most recent course of treatment. Figures in italics indicate the base number of FP17s or Patient Questionnaire responses are less than 100. N/A is shown where the base number of responses is less than 10 during the period. % is calculated as Quantity/Base number*100

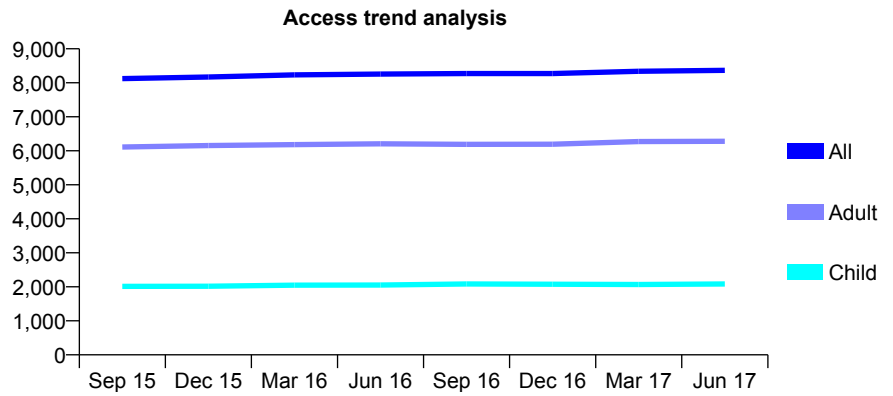
7A3 - Vital Signs At a Glance Contract Report for 244236/0001 - June 2017

Name or company name	MRS AJ HUMPHREYS
Contract type name	GDS Contract
Purpose of contract	General
Contract start date	01/04/2006
Contract end date	

17/18 Contracted general activity (UDA)	24,173
Carry forward general activity (UDA)	0
17/18 Contracted orthodontic activity (UOA)	0
Carry forward orthodontic activity (UOA)	0
Baseline contract value	£656,555.90

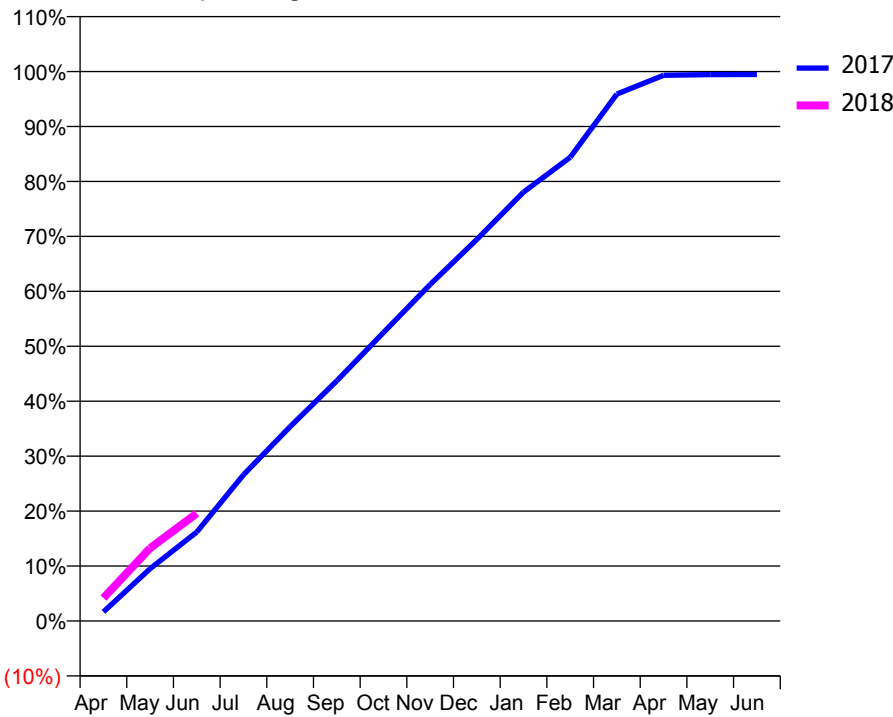
ACCESS*

Patients seen in 24 months	Total	Change since previous quarter
Quarter ending June 2016	8,258	
Quarter ending September 2016	8,273	→
Quarter ending December 2016	8,271	→
Quarter ending March 2017	8,340	→
Quarter ending June 2017	8,366	→
Variance since June 2016	1.3%	→



ACTIVITY

Cumulative percentage of contracted UDA delivered 2017 & 2018



Month	Adjusted Scheduled Activity (UDA)	
	2017	2018
April	400	1,012
May	2,301	3,204
June	3,914	4,738
July	6,430	
August	8,548	
September	10,568	
October	12,689	
November	14,802	
December	16,786	
January	18,868	
February	20,399	
March	23,182	
April	24,005	
May	24,038	
June	24,040	

QUALITY

	Quantity	Base Number	Contract	LHB	Wales
% of FP17s for the same patient ID Re-attending within 3 months - Children	48	720	6.7%	9.9%	11.2%
% of FP17s for the same patient ID Re-attending within 3 months - Adults	482	2,471	19.5%	14.9%	16.4%
% of FP17s for the same patient ID Re-attending between 3 & 9 months - Children	406	720	56.4%	53.1%	58.1%
% of FP17s for the same patient ID Re-attending between 3 & 9 months - Adults	1,458	2,471	59.0%	51.0%	54.8%
% of FP17s for Band 1 Urgent Courses	255	2,757	9.2%	9.4%	9.2%
% of FP17s Relating to Free Repair or Replacements	31	2,757	1.1%	0.8%	0.8%
% of FP17s Relating to Continuations	12	2,757	0.4%	0.7%	0.9%
% of Patients satisfied with the dentistry they have received	28	28	100.0%	93.5%	92.1%
% of Patients satisfied with the time they had to wait for an appointment	21	28	75.0%	88.0%	87.5%

* This is based on patients treated on this contract for their most recent course of treatment. Figures in italics indicate the base number of FP17s or Patient Questionnaire responses are less than 100. N/A is shown where the base number of responses is less than 10 during the period. % is calculated as Quantity/Base number*100

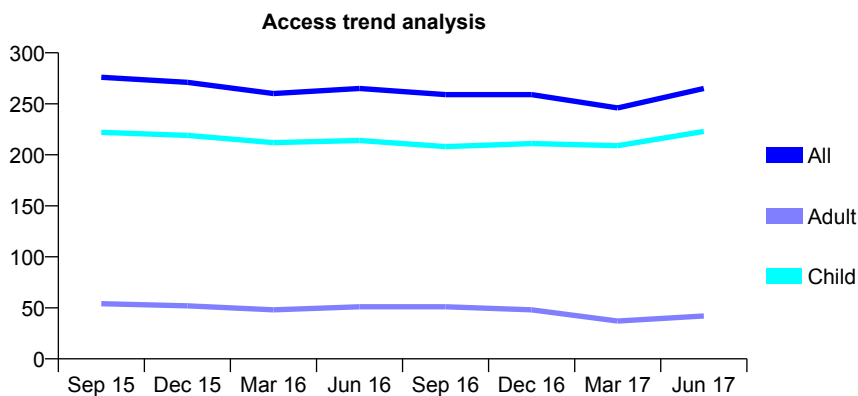
7A3 - Vital Signs At a Glance Contract Report for 250589/0001 - June 2017

Name or company name	MR C DAVIES
Contract type name	GDS Contract
Purpose of contract	General
Contract start date	01/04/2006
Contract end date	

17/18 Contracted general activity (UDA)	800
Carry forward general activity (UDA)	0
17/18 Contracted orthodontic activity (UOA)	0
Carry forward orthodontic activity (UOA)	0
Baseline contract value	£17,811.90

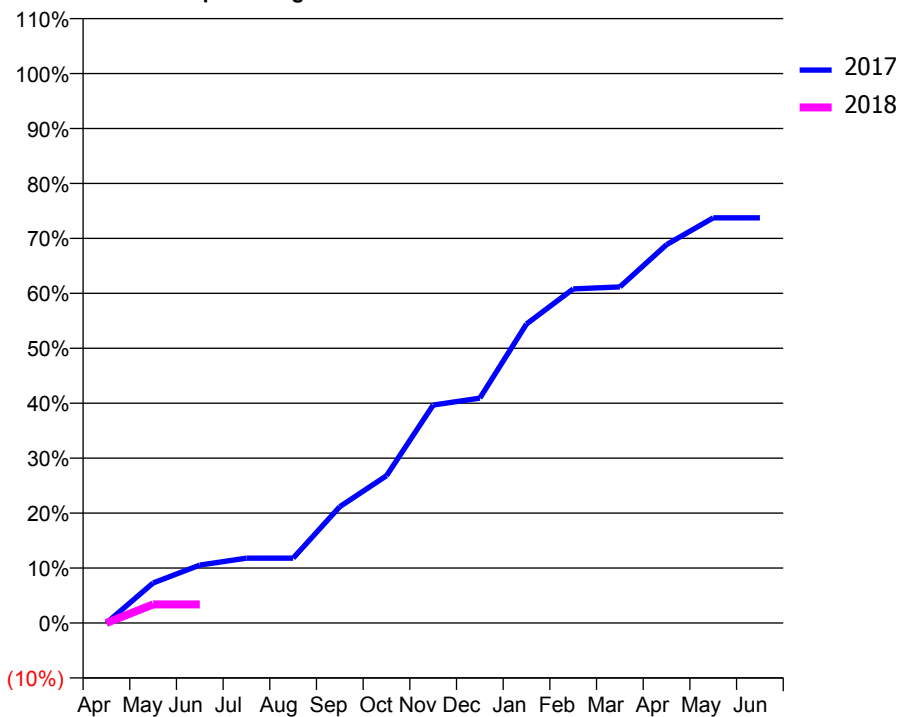
ACCESS*

Patients seen in 24 months	Total	Change since previous quarter
Quarter ending June 2016	265	
Quarter ending September 2016	259	↓
Quarter ending December 2016	259	→
Quarter ending March 2017	246	↓
Quarter ending June 2017	265	↑
Variance since June 2016	0.0%	→



ACTIVITY

Cumulative percentage of contracted UDA delivered 2017 & 2018



Month	Adjusted Scheduled Activity (UDA)	
	2017	2018
April	0	0
May	58	27
June	84	27
July	94	
August	94	
September	169	
October	214	
November	317	
December	327	
January	435	
February	486	
March	489	
April	551	
May	590	
June	590	

QUALITY

	Quantity	Base Number	Contract	LHB	Wales
% of FP17s for the same patient ID Re-attending within 3 months - Children	1	67	1.5%	9.9%	11.2%
% of FP17s for the same patient ID Re-attending within 3 months - Adults	0	2	0.0%	14.9%	16.4%
% of FP17s for the same patient ID Re-attending between 3 & 9 months - Children	41	67	61.2%	53.1%	58.1%
% of FP17s for the same patient ID Re-attending between 3 & 9 months - Adults	1	2	50.0%	51.0%	54.8%
% of FP17s for Band 1 Urgent Courses	0	17	0.0%	9.4%	9.2%
% of FP17s Relating to Free Repair or Replacements	0	17	0.0%	0.8%	0.8%
% of FP17s Relating to Continuations	0	17	0.0%	0.7%	0.9%
% of Patients satisfied with the dentistry they have received	1	1	N/A	93.5%	92.1%
% of Patients satisfied with the time they had to wait for an appointment	1	1	N/A	88.0%	87.5%

* This is based on patients treated on this contract for their most recent course of treatment. Figures in italics indicate the base number of FP17s or Patient Questionnaire responses are less than 100. N/A is shown where the base number of responses is less than 10 during the period. % is calculated as Quantity/Base number*100

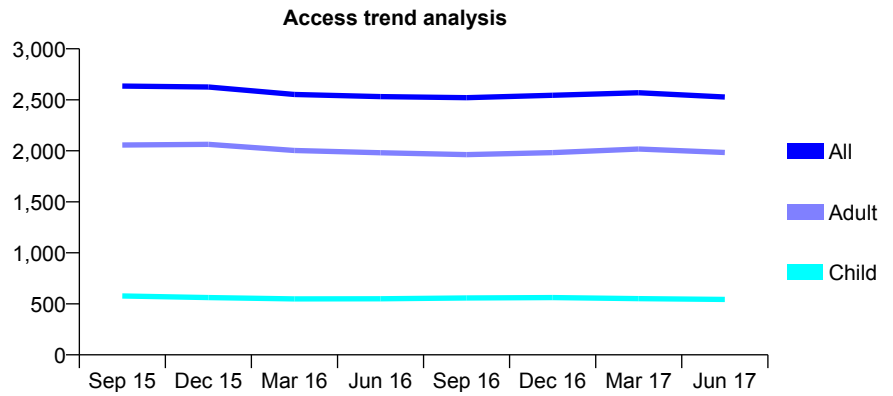
7A3 - Vital Signs At a Glance Contract Report for 306614/0001 - June 2017

Name or company name	Kenneth Chow
Contract type name	GDS Contract
Purpose of contract	General
Contract start date	01/04/2006
Contract end date	

17/18 Contracted general activity (UDA)	8,000
Carry forward general activity (UDA)	0
17/18 Contracted orthodontic activity (UOA)	0
Carry forward orthodontic activity (UOA)	0
Baseline contract value	£186,275.86

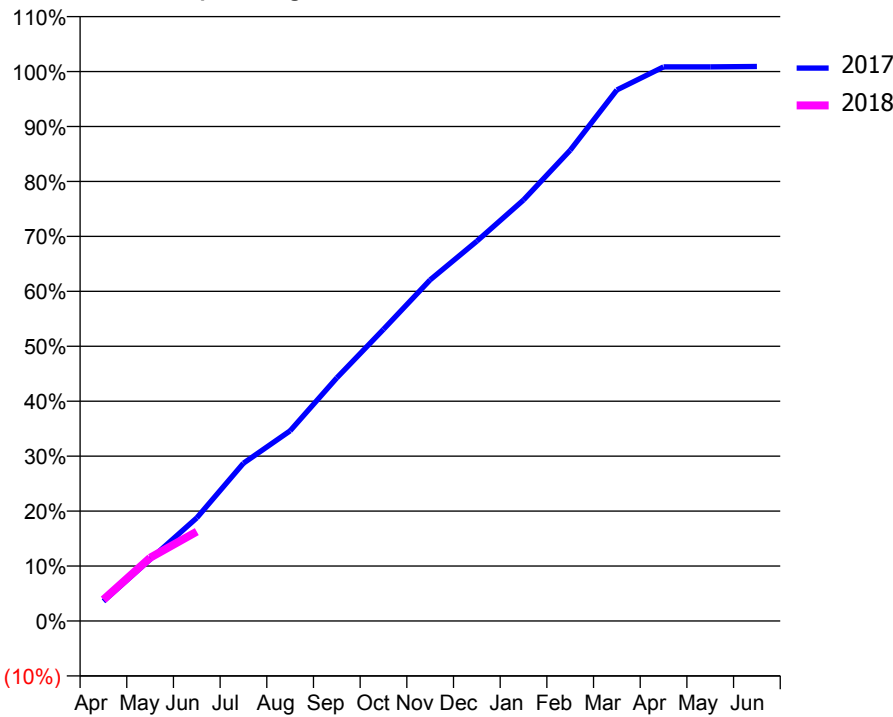
ACCESS*

Patients seen in 24 months	Total	Change since previous quarter
Quarter ending June 2016	2,531	
Quarter ending September 2016	2,521	→
Quarter ending December 2016	2,545	→
Quarter ending March 2017	2,569	→
Quarter ending June 2017	2,527	↓
Variance since June 2016	(0.2%)	→



ACTIVITY

Cumulative percentage of contracted UDA delivered 2017 & 2018



Month	Adjusted Scheduled Activity (UDA)	
	2017	2018
April	289	311
May	898	921
June	1,501	1,302
July	2,297	
August	2,769	
September	3,540	
October	4,248	
November	4,967	
December	5,529	
January	6,130	
February	6,853	
March	7,732	
April	8,067	
May	8,067	
June	8,073	

QUALITY

	Quantity	Base Number	Contract	LHB	Wales
% of FP17s for the same patient ID Re-attending within 3 months - Children	13	164	7.9%	9.9%	11.2%
% of FP17s for the same patient ID Re-attending within 3 months - Adults	135	636	21.2%	14.9%	16.4%
% of FP17s for the same patient ID Re-attending between 3 & 9 months - Children	109	164	66.5%	53.1%	58.1%
% of FP17s for the same patient ID Re-attending between 3 & 9 months - Adults	338	636	53.1%	51.0%	54.8%
% of FP17s for Band 1 Urgent Courses	49	672	7.3%	9.4%	9.2%
% of FP17s Relating to Free Repair or Replacements	7	672	1.0%	0.8%	0.8%
% of FP17s Relating to Continuations	7	672	1.0%	0.7%	0.9%
% of Patients satisfied with the dentistry they have received	14	14	100.0%	93.5%	92.1%
% of Patients satisfied with the time they had to wait for an appointment	14	14	100.0%	88.0%	87.5%

* This is based on patients treated on this contract for their most recent course of treatment. Figures in italics indicate the base number of FP17s or Patient Questionnaire responses are less than 100. N/A is shown where the base number of responses is less than 10 during the period. % is calculated as Quantity/Base number*100

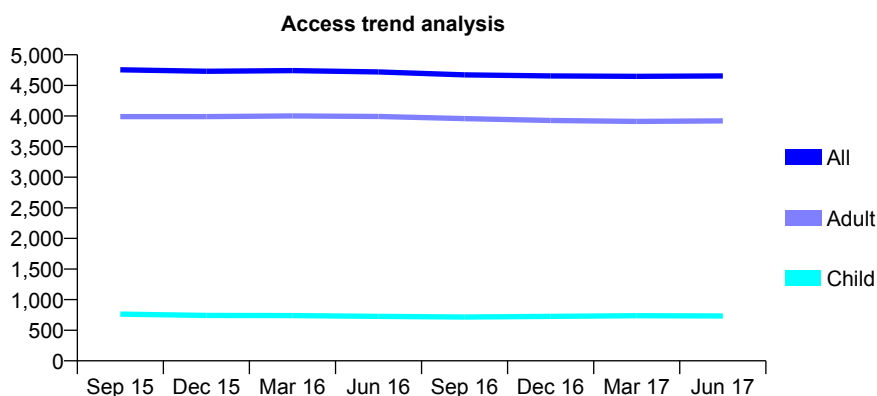
7A3 - Vital Signs At a Glance Contract Report for 320226/0001 - June 2017

Name or company name	MR OA JENKINS
Contract type name	GDS Contract
Purpose of contract	General
Contract start date	01/04/2006
Contract end date	

17/18 Contracted general activity (UDA)	12,523
Carry forward general activity (UDA)	0
17/18 Contracted orthodontic activity (UOA)	0
Carry forward orthodontic activity (UOA)	0
Baseline contract value	£282,903.78

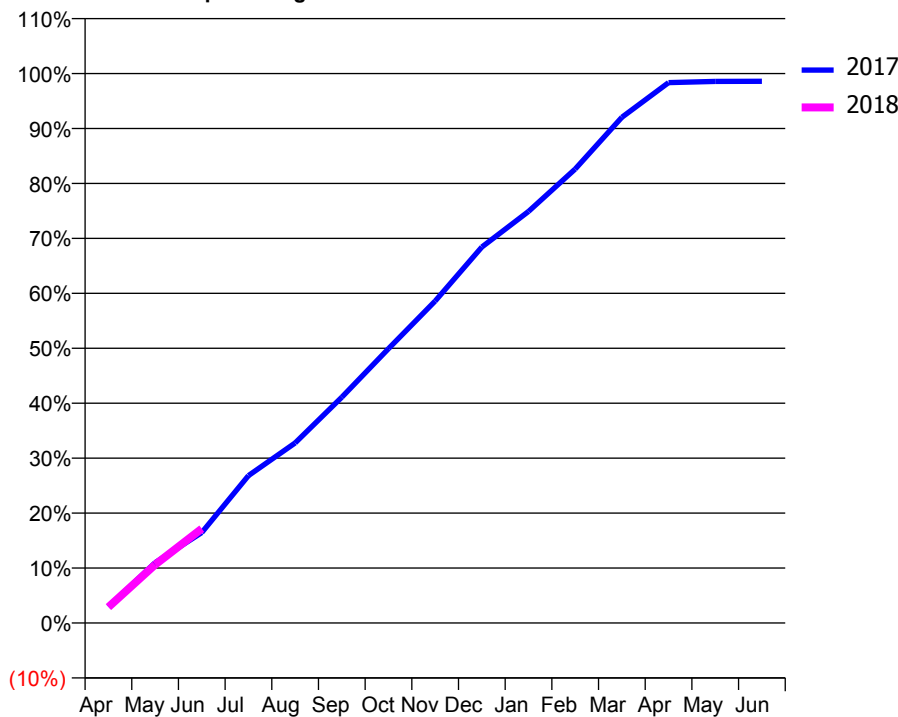
ACCESS*

Patients seen in 24 months	Total	Change since previous quarter
Quarter ending June 2016	4,719	
Quarter ending September 2016	4,672	→
Quarter ending December 2016	4,654	→
Quarter ending March 2017	4,649	→
Quarter ending June 2017	4,654	→
Variance since June 2016	(1.4%)	↓



ACTIVITY

Cumulative percentage of contracted UDA delivered 2017 & 2018



Adjusted Scheduled Activity (UDA)

Month	2017	2018
April	370	363
May	1,375	1,328
June	2,061	2,150
July	3,360	
August	4,106	
September	5,147	
October	6,252	
November	7,337	
December	8,568	
January	9,379	
February	10,347	
March	11,525	
April	12,315	
May	12,342	
June	12,346	

QUALITY

	Quantity	Base Number	Contract	LHB	Wales
% of FP17s for the same patient ID Re-attending within 3 months - Children	15	277	5.4%	9.9%	11.2%
% of FP17s for the same patient ID Re-attending within 3 months - Adults	209	1,565	13.4%	14.9%	16.4%
% of FP17s for the same patient ID Re-attending between 3 & 9 months - Children	175	277	63.2%	53.1%	58.1%
% of FP17s for the same patient ID Re-attending between 3 & 9 months - Adults	1,070	1,565	68.4%	51.0%	54.8%
% of FP17s for Band 1 Urgent Courses	114	1,402	8.1%	9.4%	9.2%
% of FP17s Relating to Free Repair or Replacements	15	1,402	1.1%	0.8%	0.8%
% of FP17s Relating to Continuations	10	1,402	0.7%	0.7%	0.9%
% of Patients satisfied with the dentistry they have received	16	17	94.1%	93.5%	92.1%
% of Patients satisfied with the time they had to wait for an appointment	14	17	82.4%	88.0%	87.5%

* This is based on patients treated on this contract for their most recent course of treatment. Figures in italics indicate the base number of FP17s or Patient Questionnaire responses are less than 100. N/A is shown where the base number of responses is less than 10 during the period. % is calculated as Quantity/Base number*100

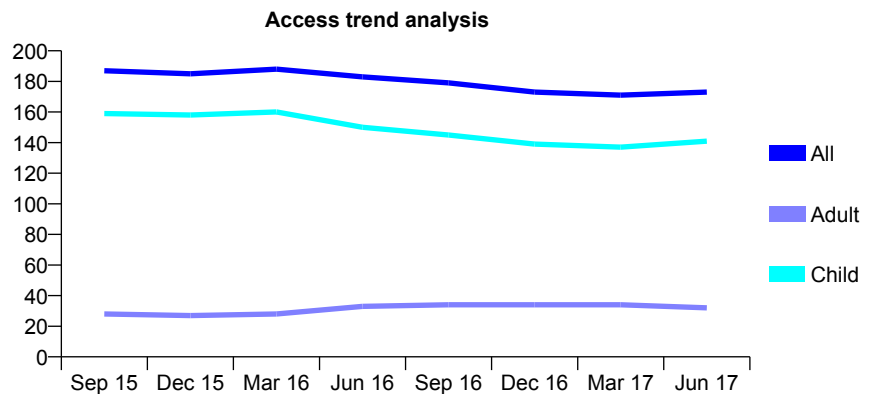
7A3 - Vital Signs At a Glance Contract Report for 329657/0001 - June 2017

Name or company name	MR GR DAVIES
Contract type name	GDS Contract
Purpose of contract	General
Contract start date	01/04/2006
Contract end date	

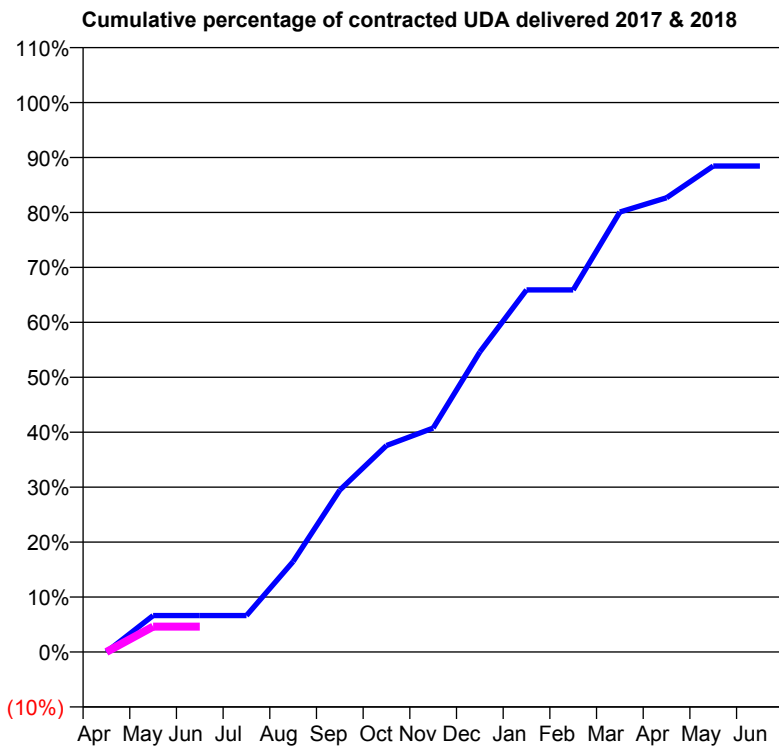
17/18 Contracted general activity (UDA)	346
Carry forward general activity (UDA)	0
17/18 Contracted orthodontic activity (UOA)	0
Carry forward orthodontic activity (UOA)	0
Baseline contract value	£9,643.21

ACCESS*

Patients seen in 24 months	Total	Change since previous quarter
Quarter ending June 2016	183	
Quarter ending September 2016	179	↓
Quarter ending December 2016	173	↓
Quarter ending March 2017	171	↓
Quarter ending June 2017	173	→
Variance since June 2016	(5.5%)	↓



ACTIVITY



Month	Adjusted Scheduled Activity (UDA)	
	2017	2018
April	0	0
May	23	16
June	23	16
July	23	
August	57	
September	102	
October	130	
November	141	
December	189	
January	228	
February	228	
March	277	
April	286	
May	306	
June	306	

QUALITY

	Quantity	Base Number	Contract	LHB	Wales
% of FP17s for the same patient ID Re-attending within 3 months - Children	1	32	3.1%	9.9%	11.2%
% of FP17s for the same patient ID Re-attending within 3 months - Adults	0	3	0.0%	14.9%	16.4%
% of FP17s for the same patient ID Re-attending between 3 & 9 months - Children	18	32	56.3%	53.1%	58.1%
% of FP17s for the same patient ID Re-attending between 3 & 9 months - Adults	1	3	33.3%	51.0%	54.8%
% of FP17s for Band 1 Urgent Courses	0	14	0.0%	9.4%	9.2%
% of FP17s Relating to Free Repair or Replacements	0	14	0.0%	0.8%	0.8%
% of FP17s Relating to Continuations	0	14	0.0%	0.7%	0.9%
% of Patients satisfied with the dentistry they have received	0	0	N/A	93.5%	92.1%
% of Patients satisfied with the time they had to wait for an appointment	0	0	N/A	88.0%	87.5%

* This is based on patients treated on this contract for their most recent course of treatment. Figures in italics indicate the base number of FP17s or Patient Questionnaire responses are less than 100. N/A is shown where the base number of responses is less than 10 during the period. % is calculated as Quantity/Base number*100

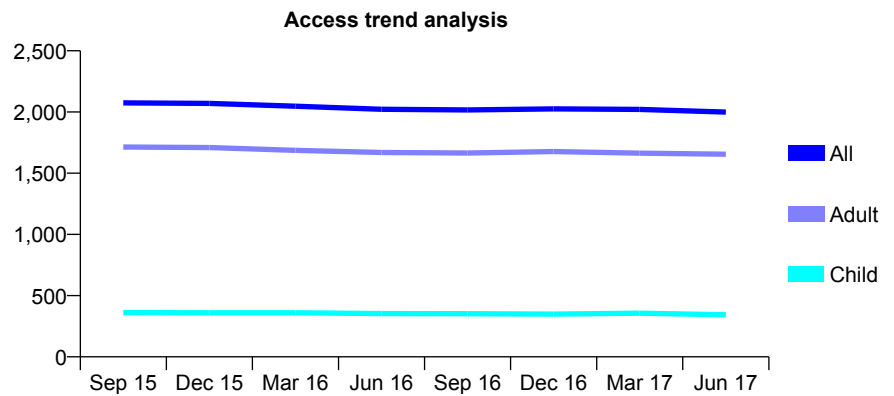
7A3 - Vital Signs At a Glance Contract Report for 331341/0001 - June 2017

Name or company name	MR AB LLEWELLYN
Contract type name	GDS Contract
Purpose of contract	General
Contract start date	01/04/2006
Contract end date	

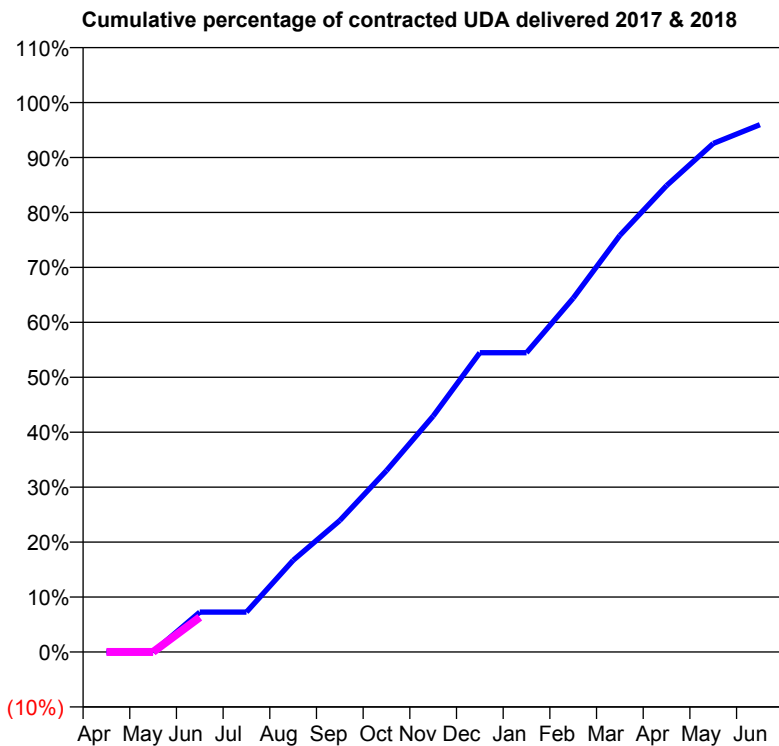
17/18 Contracted general activity (UDA)	7,188
Carry forward general activity (UDA)	0
17/18 Contracted orthodontic activity (UOA)	0
Carry forward orthodontic activity (UOA)	0
Baseline contract value	£163,195.03

ACCESS*

Patients seen in 24 months	Total	Change since previous quarter
Quarter ending June 2016	2,022	
Quarter ending September 2016	2,017	→
Quarter ending December 2016	2,026	→
Quarter ending March 2017	2,021	→
Quarter ending June 2017	1,999	↓
Variance since June 2016	(1.1%)	↓



ACTIVITY



Month	Adjusted Scheduled Activity (UDA)	
	2017	2018
April	0	0
May	0	0
June	523	455
July	523	
August	1,199	
September	1,721	
October	2,373	
November	3,086	
December	3,915	
January	3,915	
February	4,628	
March	5,450	
April	6,101	
May	6,652	
June	6,898	

QUALITY

	Quantity	Base Number	Contract	LHB	Wales
% of FP17s for the same patient ID Re-attending within 3 months - Children	6	163	3.7%	9.9%	11.2%
% of FP17s for the same patient ID Re-attending within 3 months - Adults	85	814	10.4%	14.9%	16.4%
% of FP17s for the same patient ID Re-attending between 3 & 9 months - Children	124	163	76.1%	53.1%	58.1%
% of FP17s for the same patient ID Re-attending between 3 & 9 months - Adults	553	814	67.9%	51.0%	54.8%
% of FP17s for Band 1 Urgent Courses	10	301	3.3%	9.4%	9.2%
% of FP17s Relating to Free Repair or Replacements	3	301	1.0%	0.8%	0.8%
% of FP17s Relating to Continuations	1	301	0.3%	0.7%	0.9%
% of Patients satisfied with the dentistry they have received	7	7	N/A	93.5%	92.1%
% of Patients satisfied with the time they had to wait for an appointment	7	7	N/A	88.0%	87.5%

* This is based on patients treated on this contract for their most recent course of treatment. Figures in italics indicate the base number of FP17s or Patient Questionnaire responses are less than 100. N/A is shown where the base number of responses is less than 10 during the period. % is calculated as Quantity/Base number*100

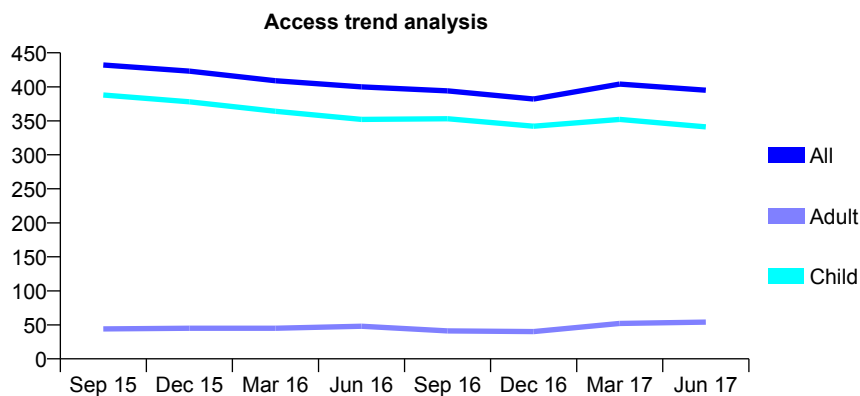
7A3 - Vital Signs At a Glance Contract Report for 567981/0001 - June 2017

Name or company name	MR PA RABAIOTTI
Contract type name	GDS Contract
Purpose of contract	General
Contract start date	01/04/2006
Contract end date	

17/18 Contracted general activity (UDA)	950
Carry forward general activity (UDA)	0
17/18 Contracted orthodontic activity (UOA)	0
Carry forward orthodontic activity (UOA)	0
Baseline contract value	£28,475.43

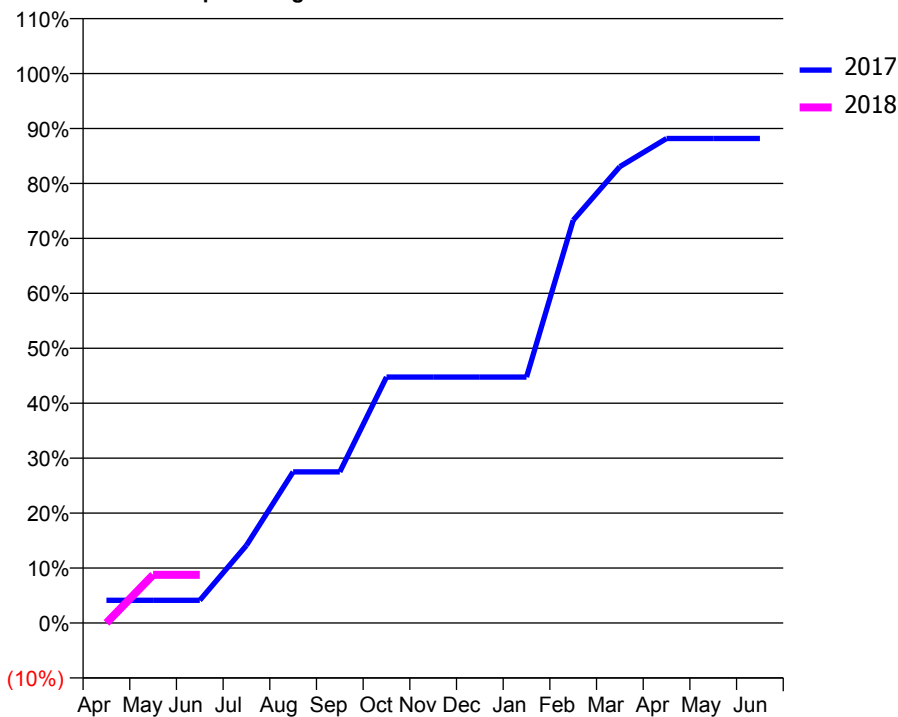
ACCESS*

Patients seen in 24 months	Total	Change since previous quarter
Quarter ending June 2016	400	
Quarter ending September 2016	394	↓
Quarter ending December 2016	382	↓
Quarter ending March 2017	404	↑
Quarter ending June 2017	395	↓
Variance since June 2016	(1.3%)	↓



ACTIVITY

Cumulative percentage of contracted UDA delivered 2017 & 2018



Month	Adjusted Scheduled Activity (UDA)	
	2017	2018
April	39	0
May	39	83
June	39	83
July	134	
August	261	
September	261	
October	425	
November	425	
December	425	
January	425	
February	696	
March	789	
April	838	
May	838	
June	838	

QUALITY

	Quantity	Base Number	Contract	LHB	Wales
% of FP17s for the same patient ID Re-attending within 3 months - Children	9	84	10.7%	9.9%	11.2%
% of FP17s for the same patient ID Re-attending within 3 months - Adults	0	5	0.0%	14.9%	16.4%
% of FP17s for the same patient ID Re-attending between 3 & 9 months - Children	46	84	54.8%	53.1%	58.1%
% of FP17s for the same patient ID Re-attending between 3 & 9 months - Adults	2	5	40.0%	51.0%	54.8%
% of FP17s for Band 1 Urgent Courses	2	55	3.6%	9.4%	9.2%
% of FP17s Relating to Free Repair or Replacements	0	55	0.0%	0.8%	0.8%
% of FP17s Relating to Continuations	0	55	0.0%	0.7%	0.9%
% of Patients satisfied with the dentistry they have received	1	1	N/A	93.5%	92.1%
% of Patients satisfied with the time they had to wait for an appointment	1	1	N/A	88.0%	87.5%

* This is based on patients treated on this contract for their most recent course of treatment. Figures in italics indicate the base number of FP17s or Patient Questionnaire responses are less than 100. N/A is shown where the base number of responses is less than 10 during the period. % is calculated as Quantity/Base number*100

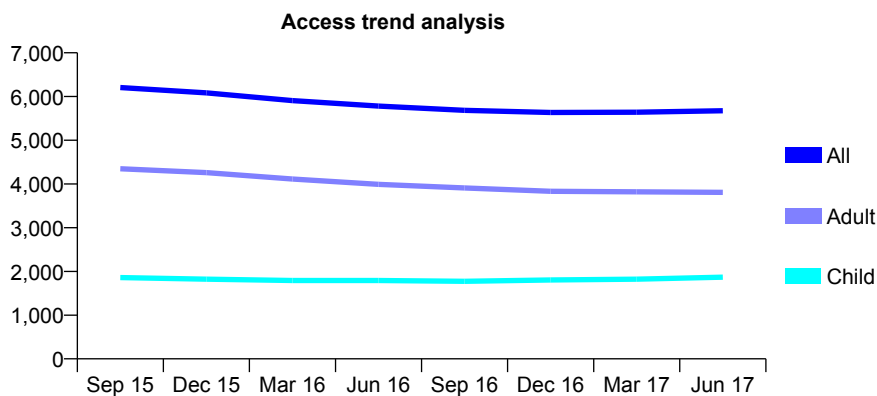
7A3 - Vital Signs At a Glance Contract Report for 570249/0001 - June 2017

Name or company name	MR JD ISAAC
Contract type name	GDS Contract
Purpose of contract	General
Contract start date	01/04/2006
Contract end date	

17/18 Contracted general activity (UDA)	18,024
Carry forward general activity (UDA)	0
17/18 Contracted orthodontic activity (UOA)	0
Carry forward orthodontic activity (UOA)	0
Baseline contract value	£456,072.19

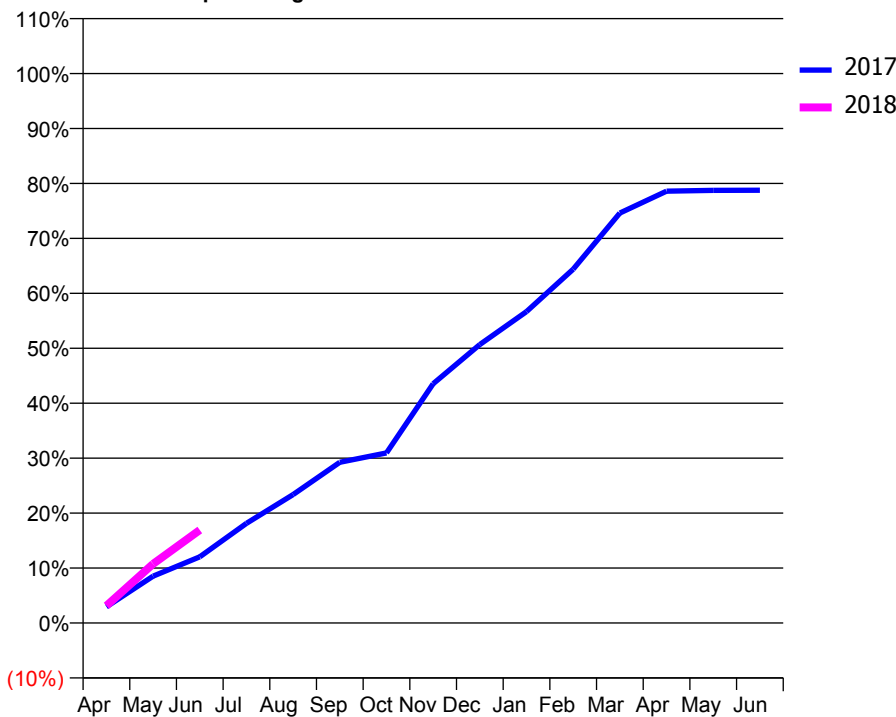
ACCESS*

Patients seen in 24 months	Total	Change since previous quarter
Quarter ending June 2016	5,782	
Quarter ending September 2016	5,685	↓
Quarter ending December 2016	5,636	→
Quarter ending March 2017	5,641	→
Quarter ending June 2017	5,676	→
Variance since June 2016	(1.8%)	↓



ACTIVITY

Cumulative percentage of contracted UDA delivered 2017 & 2018



Adjusted Scheduled Activity (UDA)

Month	2017	2018
April	533	565
May	1,538	1,942
June	2,171	3,050
July	3,270	
August	4,216	
September	5,273	
October	5,579	
November	7,850	
December	9,133	
January	10,213	
February	11,608	
March	13,446	
April	14,165	
May	14,191	
June	14,195	

QUALITY

	Quantity	Base Number	Contract	LHB	Wales
% of FP17s for the same patient ID Re-attending within 3 months - Children	35	592	5.9%	9.9%	11.2%
% of FP17s for the same patient ID Re-attending within 3 months - Adults	148	1,148	12.9%	14.9%	16.4%
% of FP17s for the same patient ID Re-attending between 3 & 9 months - Children	202	592	34.1%	53.1%	58.1%
% of FP17s for the same patient ID Re-attending between 3 & 9 months - Adults	378	1,148	32.9%	51.0%	54.8%
% of FP17s for Band 1 Urgent Courses	88	1,444	6.1%	9.4%	9.2%
% of FP17s Relating to Free Repair or Replacements	10	1,444	0.7%	0.8%	0.8%
% of FP17s Relating to Continuations	9	1,444	0.6%	0.7%	0.9%
% of Patients satisfied with the dentistry they have received	15	16	93.8%	93.5%	92.1%
% of Patients satisfied with the time they had to wait for an appointment	12	16	75.0%	88.0%	87.5%

* This is based on patients treated on this contract for their most recent course of treatment. Figures in italics indicate the base number of FP17s or Patient Questionnaire responses are less than 100. N/A is shown where the base number of responses is less than 10 during the period. % is calculated as Quantity/Base number*100

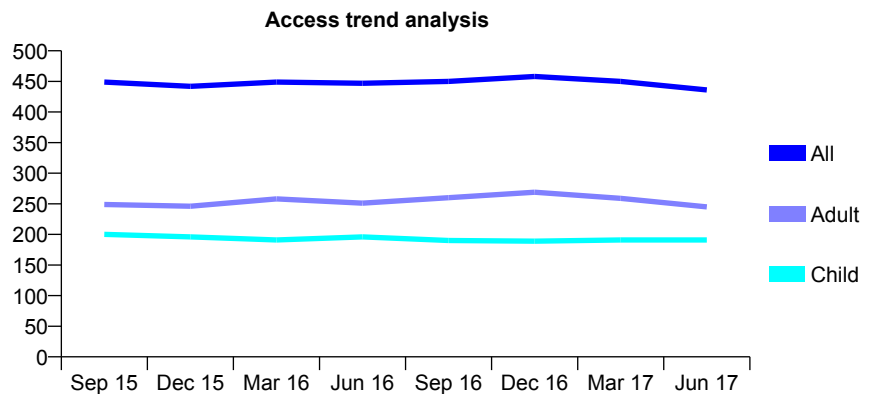
7A3 - Vital Signs At a Glance Contract Report for 570354/0001 - June 2017

Name or company name	MRS HJ JOHN
Contract type name	GDS Contract
Purpose of contract	General
Contract start date	01/04/2006
Contract end date	

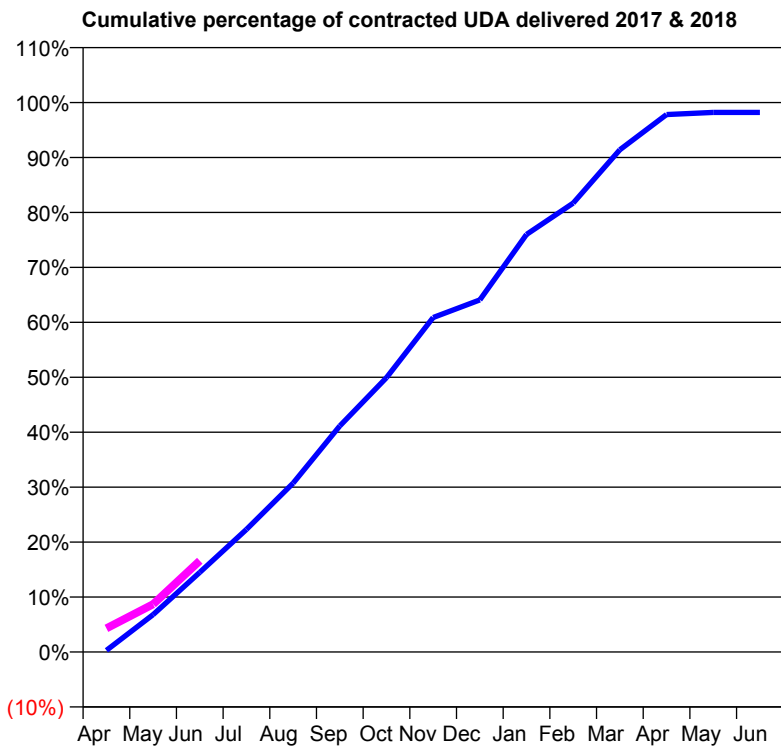
17/18 Contracted general activity (UDA)	1,000
Carry forward general activity (UDA)	0
17/18 Contracted orthodontic activity (UOA)	0
Carry forward orthodontic activity (UOA)	0
Baseline contract value	£26,742.64

ACCESS*

Patients seen in 24 months	Total	Change since previous quarter
Quarter ending June 2016	447	
Quarter ending September 2016	450	→
Quarter ending December 2016	458	→
Quarter ending March 2017	450	↓
Quarter ending June 2017	436	↓
Variance since June 2016	(2.5%)	↓



ACTIVITY



Month	Adjusted Scheduled Activity (UDA)	
	2017	2018
April	3	43
May	68	87
June	145	166
July	223	
August	307	
September	411	
October	499	
November	609	
December	641	
January	760	
February	817	
March	914	
April	978	
May	982	
June	982	

QUALITY

	Quantity	Base Number	Contract	LHB	Wales
% of FP17s for the same patient ID Re-attending within 3 months - Children	4	98	4.1%	9.9%	11.2%
% of FP17s for the same patient ID Re-attending within 3 months - Adults	7	72	9.7%	14.9%	16.4%
% of FP17s for the same patient ID Re-attending between 3 & 9 months - Children	67	98	68.4%	53.1%	58.1%
% of FP17s for the same patient ID Re-attending between 3 & 9 months - Adults	42	72	58.3%	51.0%	54.8%
% of FP17s for Band 1 Urgent Courses	0	135	0.0%	9.4%	9.2%
% of FP17s Relating to Free Repair or Replacements	0	135	0.0%	0.8%	0.8%
% of FP17s Relating to Continuations	0	135	0.0%	0.7%	0.9%
% of Patients satisfied with the dentistry they have received	1	1	N/A	93.5%	92.1%
% of Patients satisfied with the time they had to wait for an appointment	1	1	N/A	88.0%	87.5%

* This is based on patients treated on this contract for their most recent course of treatment. Figures in italics indicate the base number of FP17s or Patient Questionnaire responses are less than 100. N/A is shown where the base number of responses is less than 10 during the period. % is calculated as Quantity/Base number*100

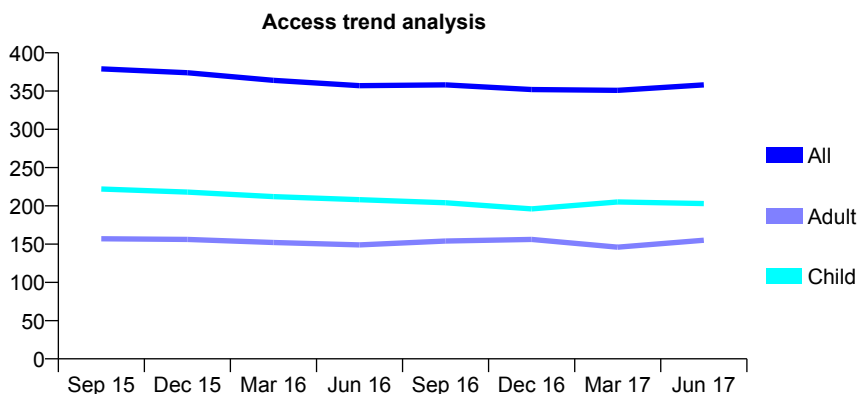
7A3 - Vital Signs At a Glance Contract Report for 652105/0001 - June 2017

Name or company name	MR HJ PRICE
Contract type name	GDS Contract
Purpose of contract	General
Contract start date	01/04/2006
Contract end date	

17/18 Contracted general activity (UDA)	850
Carry forward general activity (UDA)	0
17/18 Contracted orthodontic activity (UOA)	0
Carry forward orthodontic activity (UOA)	0
Baseline contract value	£19,202.13

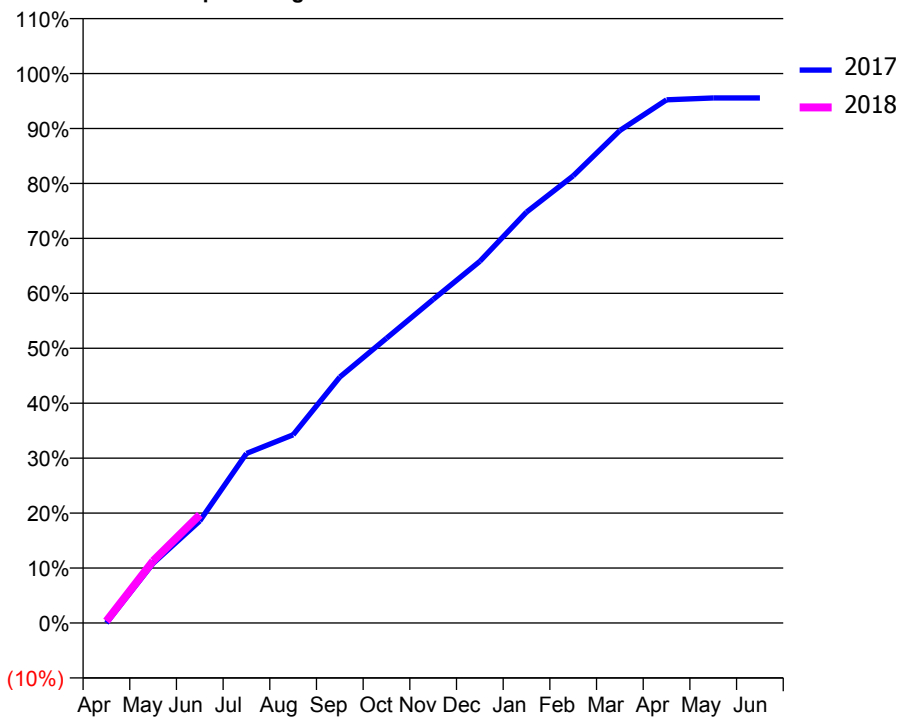
ACCESS*

Patients seen in 24 months	Total	Change since previous quarter
Quarter ending June 2016	357	
Quarter ending September 2016	358	→
Quarter ending December 2016	352	↓
Quarter ending March 2017	351	→
Quarter ending June 2017	358	→
Variance since June 2016	0.3%	→



ACTIVITY

Cumulative percentage of contracted UDA delivered 2017 & 2018



Adjusted Scheduled Activity (UDA)

Month	2017	2018
April	0	3
May	92	96
June	158	167
July	262	
August	291	
September	380	
October	440	
November	501	
December	560	
January	636	
February	692	
March	762	
April	809	
May	812	
June	812	

QUALITY

	Quantity	Base Number	Contract	LHB	Wales
% of FP17s for the same patient ID Re-attending within 3 months - Children	8	84	9.5%	9.9%	11.2%
% of FP17s for the same patient ID Re-attending within 3 months - Adults	4	51	7.8%	14.9%	16.4%
% of FP17s for the same patient ID Re-attending between 3 & 9 months - Children	41	84	48.8%	53.1%	58.1%
% of FP17s for the same patient ID Re-attending between 3 & 9 months - Adults	29	51	56.9%	51.0%	54.8%
% of FP17s for Band 1 Urgent Courses	2	112	1.8%	9.4%	9.2%
% of FP17s Relating to Free Repair or Replacements	0	112	0.0%	0.8%	0.8%
% of FP17s Relating to Continuations	0	112	0.0%	0.7%	0.9%
% of Patients satisfied with the dentistry they have received	0	0	N/A	93.5%	92.1%
% of Patients satisfied with the time they had to wait for an appointment	0	0	N/A	88.0%	87.5%

* This is based on patients treated on this contract for their most recent course of treatment. Figures in italics indicate the base number of FP17s or Patient Questionnaire responses are less than 100. N/A is shown where the base number of responses is less than 10 during the period. % is calculated as Quantity/Base number*100

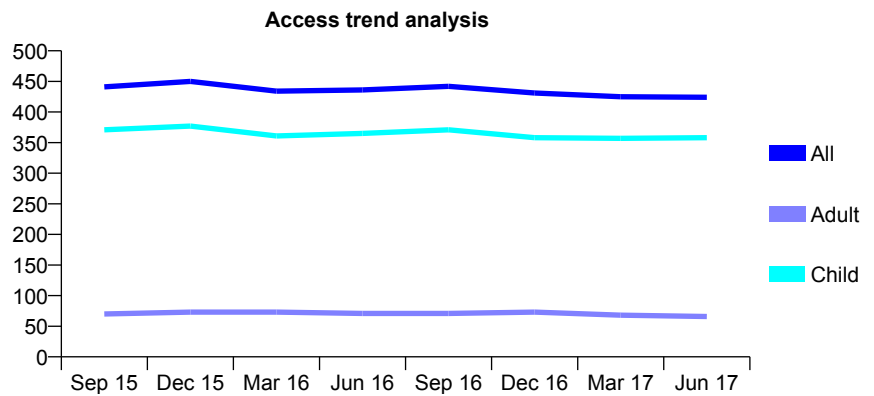
7A3 - Vital Signs At a Glance Contract Report for 653721/0001 - June 2017

Name or company name	MR CJ DAVISON
Contract type name	GDS Contract
Purpose of contract	General
Contract start date	01/04/2006
Contract end date	

17/18 Contracted general activity (UDA)	1,070
Carry forward general activity (UDA)	0
17/18 Contracted orthodontic activity (UOA)	0
Carry forward orthodontic activity (UOA)	0
Baseline contract value	£25,430.70

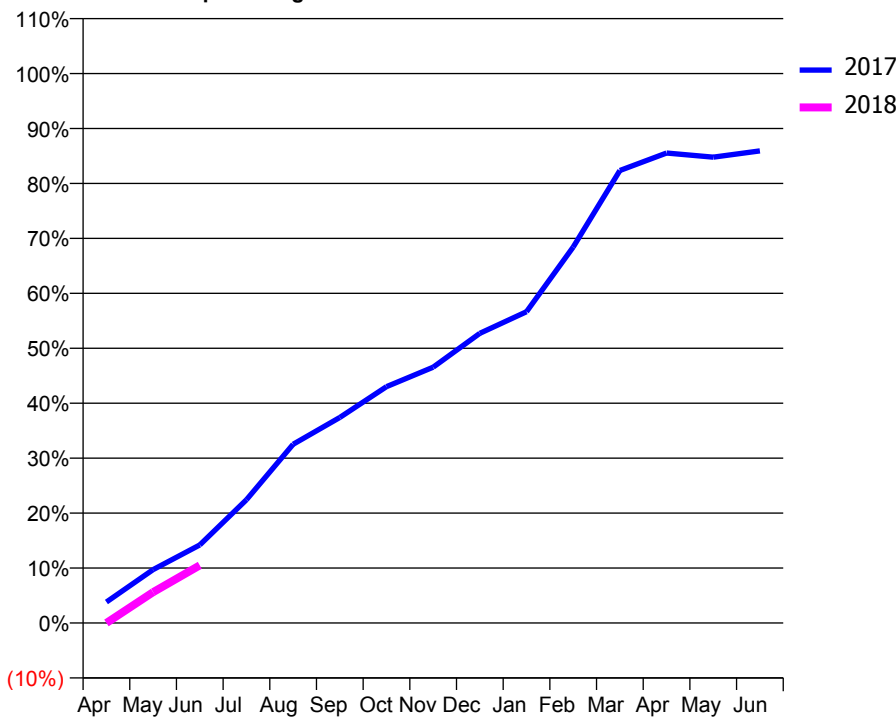
ACCESS*

Patients seen in 24 months	Total	Change since previous quarter
Quarter ending June 2016	436	
Quarter ending September 2016	442	→
Quarter ending December 2016	431	↓
Quarter ending March 2017	425	↓
Quarter ending June 2017	424	→
Variance since June 2016	(2.8%)	↓



ACTIVITY

Cumulative percentage of contracted UDA delivered 2017 & 2018



Month	Adjusted Scheduled Activity (UDA)	
	2017	2018
April	41	0
May	104	60
June	152	112
July	240	
August	348	
September	400	
October	460	
November	498	
December	564	
January	606	
February	732	
March	881	
April	915	
May	907	
June	919	

QUALITY

	Quantity	Base Number	Contract	LHB	Wales
% of FP17s for the same patient ID Re-attending within 3 months - Children	6	100	6.0%	9.9%	11.2%
% of FP17s for the same patient ID Re-attending within 3 months - Adults	0	5	0.0%	14.9%	16.4%
% of FP17s for the same patient ID Re-attending between 3 & 9 months - Children	72	100	72.0%	53.1%	58.1%
% of FP17s for the same patient ID Re-attending between 3 & 9 months - Adults	4	5	80.0%	51.0%	54.8%
% of FP17s for Band 1 Urgent Courses	1	64	1.6%	9.4%	9.2%
% of FP17s Relating to Free Repair or Replacements	0	64	0.0%	0.8%	0.8%
% of FP17s Relating to Continuations	0	64	0.0%	0.7%	0.9%
% of Patients satisfied with the dentistry they have received	0	0	N/A	93.5%	92.1%
% of Patients satisfied with the time they had to wait for an appointment	0	0	N/A	88.0%	87.5%

* This is based on patients treated on this contract for their most recent course of treatment. Figures in italics indicate the base number of FP17s or Patient Questionnaire responses are less than 100. N/A is shown where the base number of responses is less than 10 during the period. % is calculated as Quantity/Base number*100

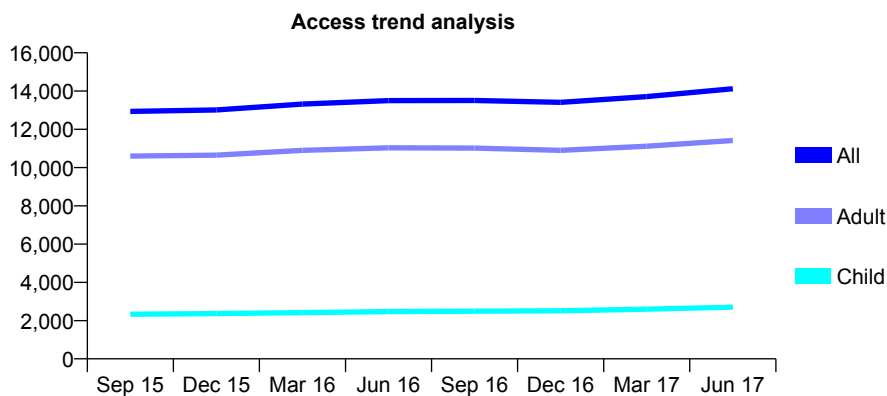
7A3 - Vital Signs At a Glance Contract Report for 682632/0002 - June 2017

Name or company name	Crescent Dental Ltd
Contract type name	GDS Contract
Purpose of contract	General
Contract start date	01/08/2008
Contract end date	

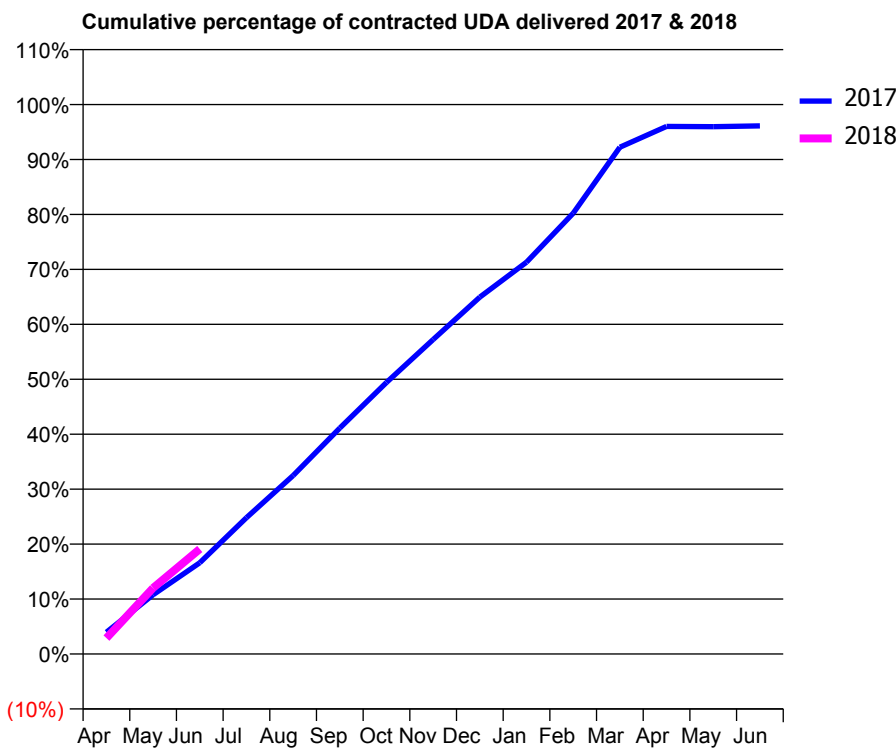
17/18 Contracted general activity (UDA)	40,703
Carry forward general activity (UDA)	0
17/18 Contracted orthodontic activity (UOA)	0
Carry forward orthodontic activity (UOA)	0
Baseline contract value	£948,631.74

ACCESS*

Patients seen in 24 months	Total	Change since previous quarter
Quarter ending June 2016	13,503	
Quarter ending September 2016	13,508	→
Quarter ending December 2016	13,409	→
Quarter ending March 2017	13,710	↑
Quarter ending June 2017	14,122	↑
Variance since June 2016	4.6%	↑



ACTIVITY



Month	Adjusted Scheduled Activity (UDA)	
	2017	2018
April	1,618	1,181
May	4,393	4,890
June	6,763	7,774
July	10,101	
August	13,225	
September	16,740	
October	20,118	
November	23,297	
December	26,437	
January	29,025	
February	32,647	
March	37,539	
April	39,079	
May	39,062	
June	39,117	

QUALITY

	Quantity	Base Number	Contract	LHB	Wales
% of FP17s for the same patient ID Re-attending within 3 months - Children	42	895	4.7%	9.9%	11.2%
% of FP17s for the same patient ID Re-attending within 3 months - Adults	523	3,795	13.8%	14.9%	16.4%
% of FP17s for the same patient ID Re-attending between 3 & 9 months - Children	471	895	52.6%	53.1%	58.1%
% of FP17s for the same patient ID Re-attending between 3 & 9 months - Adults	1,933	3,795	50.9%	51.0%	54.8%
% of FP17s for Band 1 Urgent Courses	350	3,852	9.1%	9.4%	9.2%
% of FP17s Relating to Free Repair or Replacements	60	3,852	1.6%	0.8%	0.8%
% of FP17s Relating to Continuations	22	3,852	0.6%	0.7%	0.9%
% of Patients satisfied with the dentistry they have received	38	40	95.0%	93.5%	92.1%
% of Patients satisfied with the time they had to wait for an appointment	36	40	90.0%	88.0%	87.5%

* This is based on patients treated on this contract for their most recent course of treatment. Figures in italics indicate the base number of FP17s or Patient Questionnaire responses are less than 100. N/A is shown where the base number of responses is less than 10 during the period. % is calculated as Quantity/Base number*100

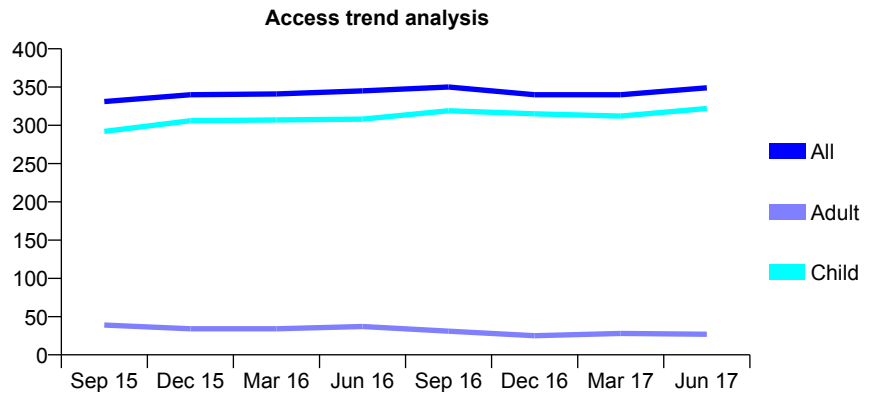
7A3 - Vital Signs At a Glance Contract Report for 724998/0001 - June 2017

Name or company name	MR AH BEAK
Contract type name	GDS Contract
Purpose of contract	General
Contract start date	01/04/2006
Contract end date	

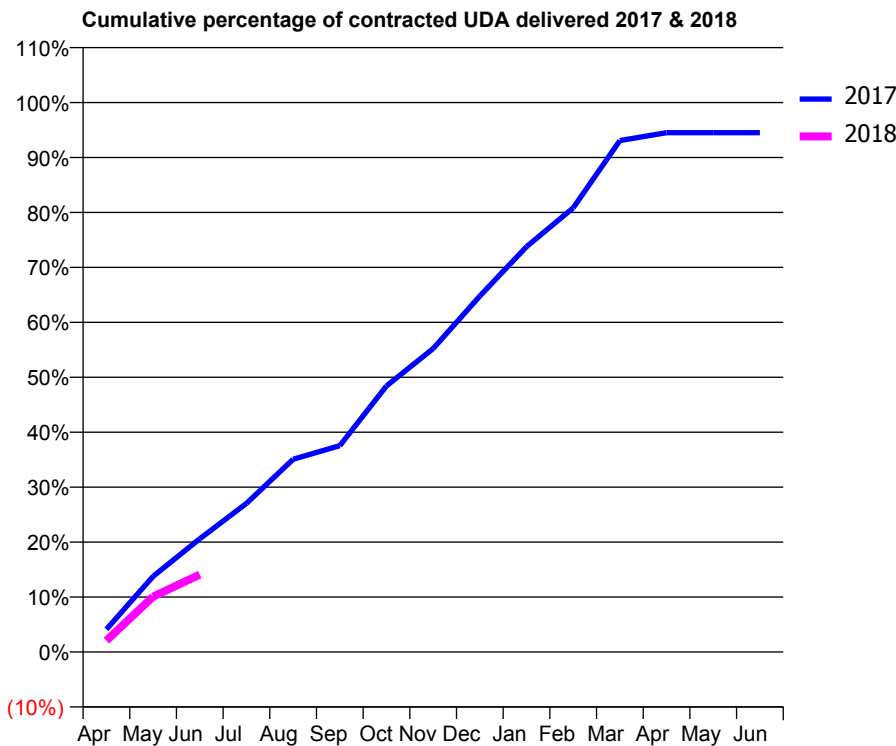
17/18 Contracted general activity (UDA)	780
Carry forward general activity (UDA)	0
17/18 Contracted orthodontic activity (UOA)	0
Carry forward orthodontic activity (UOA)	0
Baseline contract value	£19,614.87

ACCESS*

Patients seen in 24 months	Total	Change since previous quarter
Quarter ending June 2016	345	
Quarter ending September 2016	350	→
Quarter ending December 2016	340	↓
Quarter ending March 2017	340	→
Quarter ending June 2017	349	↑
Variance since June 2016	1.2%	→



ACTIVITY



Month	Adjusted Scheduled Activity (UDA)	
	2017	2018
April	32	16
May	107	79
June	161	110
July	211	
August	274	
September	293	
October	378	
November	431	
December	505	
January	575	
February	630	
March	726	
April	737	
May	737	
June	737	

QUALITY

	Quantity	Base Number	Contract	LHB	Wales
% of FP17s for the same patient ID Re-attending within 3 months - Children	6	86	7.0%	9.9%	11.2%
% of FP17s for the same patient ID Re-attending within 3 months - Adults	0	0	N/A	14.9%	16.4%
% of FP17s for the same patient ID Re-attending between 3 & 9 months - Children	49	86	57.0%	53.1%	58.1%
% of FP17s for the same patient ID Re-attending between 3 & 9 months - Adults	0	0	N/A	51.0%	54.8%
% of FP17s for Band 1 Urgent Courses	4	79	5.1%	9.4%	9.2%
% of FP17s Relating to Free Repair or Replacements	0	79	0.0%	0.8%	0.8%
% of FP17s Relating to Continuations	0	79	0.0%	0.7%	0.9%
% of Patients satisfied with the dentistry they have received	1	1	N/A	93.5%	92.1%
% of Patients satisfied with the time they had to wait for an appointment	1	1	N/A	88.0%	87.5%

* This is based on patients treated on this contract for their most recent course of treatment. Figures in italics indicate the base number of FP17s or Patient Questionnaire responses are less than 100. N/A is shown where the base number of responses is less than 10 during the period. % is calculated as Quantity/Base number*100

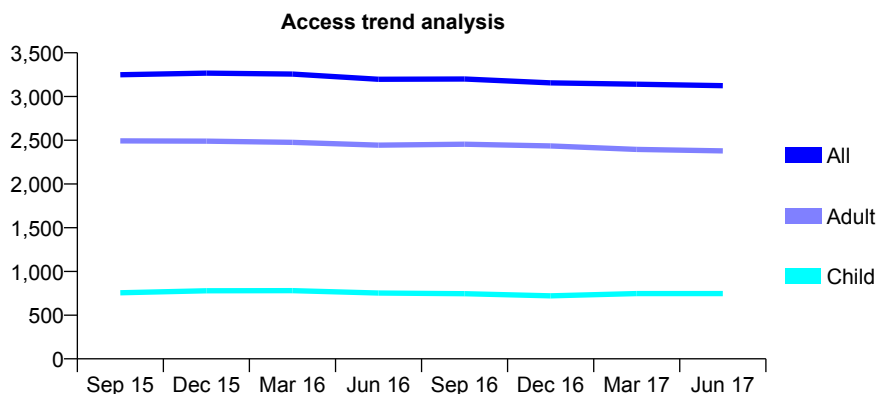
7A3 - Vital Signs At a Glance Contract Report for 725390/0001 - June 2017

Name or company name	R Kadenhe
Contract type name	GDS Contract
Purpose of contract	General
Contract start date	01/04/2006
Contract end date	

17/18 Contracted general activity (UDA)	9,600
Carry forward general activity (UDA)	0
17/18 Contracted orthodontic activity (UOA)	0
Carry forward orthodontic activity (UOA)	0
Baseline contract value	£217,976.28

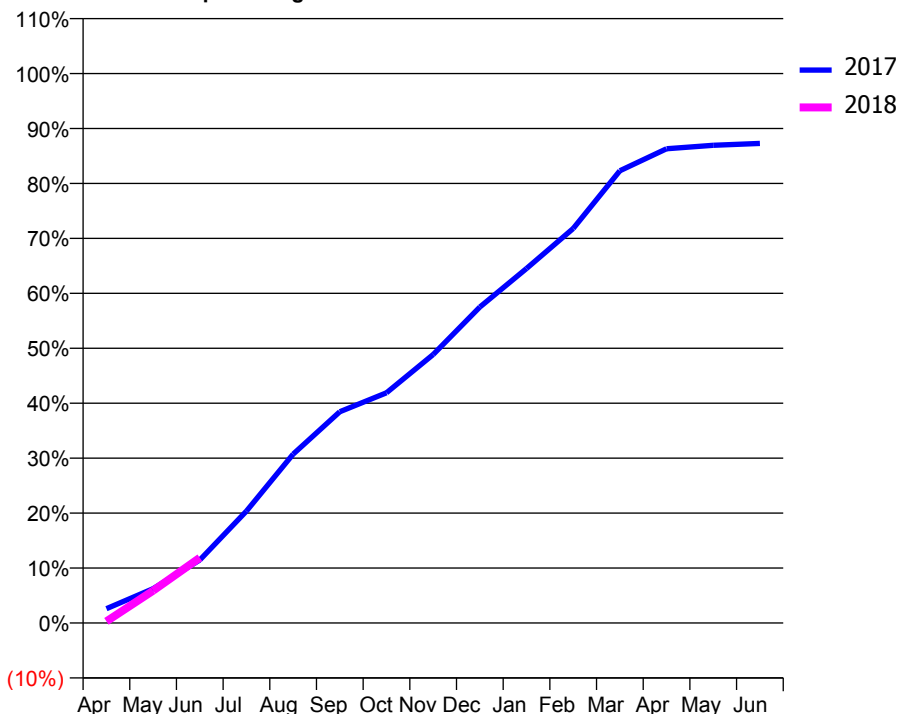
ACCESS*

Patients seen in 24 months	Total	Change since previous quarter
Quarter ending June 2016	3,197	
Quarter ending September 2016	3,200	→
Quarter ending December 2016	3,156	↓
Quarter ending March 2017	3,141	→
Quarter ending June 2017	3,124	→
Variance since June 2016	(2.3%)	↓



ACTIVITY

Cumulative percentage of contracted UDA delivered 2017 & 2018



Adjusted Scheduled Activity (UDA)

Month	2017	2018
April	251	29
May	600	566
June	1,100	1,141
July	1,955	
August	2,951	
September	3,692	
October	4,021	
November	4,691	
December	5,519	
January	6,194	
February	6,893	
March	7,900	
April	8,286	
May	8,345	
June	8,377	

QUALITY

	Quantity	Base Number	Contract	LHB	Wales
% of FP17s for the same patient ID Re-attending within 3 months - Children	11	134	8.2%	9.9%	11.2%
% of FP17s for the same patient ID Re-attending within 3 months - Adults	81	474	17.1%	14.9%	16.4%
% of FP17s for the same patient ID Re-attending between 3 & 9 months - Children	40	134	29.9%	53.1%	58.1%
% of FP17s for the same patient ID Re-attending between 3 & 9 months - Adults	167	474	35.2%	51.0%	54.8%
% of FP17s for Band 1 Urgent Courses	41	437	9.4%	9.4%	9.2%
% of FP17s Relating to Free Repair or Replacements	10	437	2.3%	0.8%	0.8%
% of FP17s Relating to Continuations	3	437	0.7%	0.7%	0.9%
% of Patients satisfied with the dentistry they have received	5	7	N/A	93.5%	92.1%
% of Patients satisfied with the time they had to wait for an appointment	6	7	N/A	88.0%	87.5%

* This is based on patients treated on this contract for their most recent course of treatment. Figures in italics indicate the base number of FP17s or Patient Questionnaire responses are less than 100. N/A is shown where the base number of responses is less than 10 during the period. % is calculated as Quantity/Base number*100

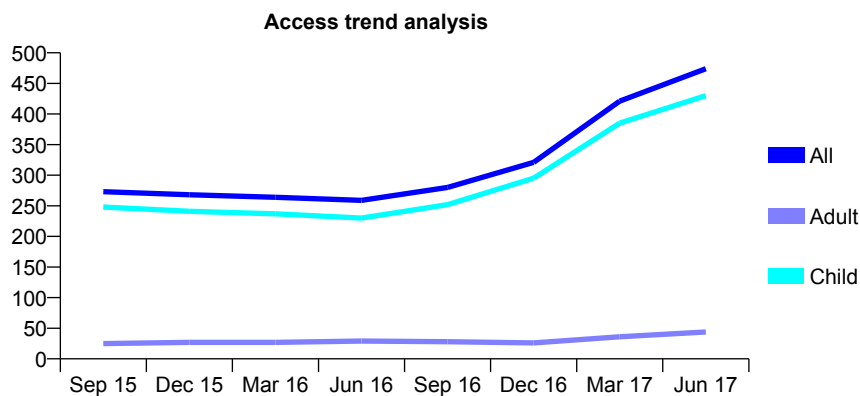
7A3 - Vital Signs At a Glance Contract Report for 737100/0001 - June 2017

Name or company name	MISS NL YOUNG
Contract type name	GDS Contract
Purpose of contract	General
Contract start date	01/04/2006
Contract end date	

17/18 Contracted general activity (UDA)	1,862
Carry forward general activity (UDA)	0
17/18 Contracted orthodontic activity (UOA)	0
Carry forward orthodontic activity (UOA)	0
Baseline contract value	£42,563.23

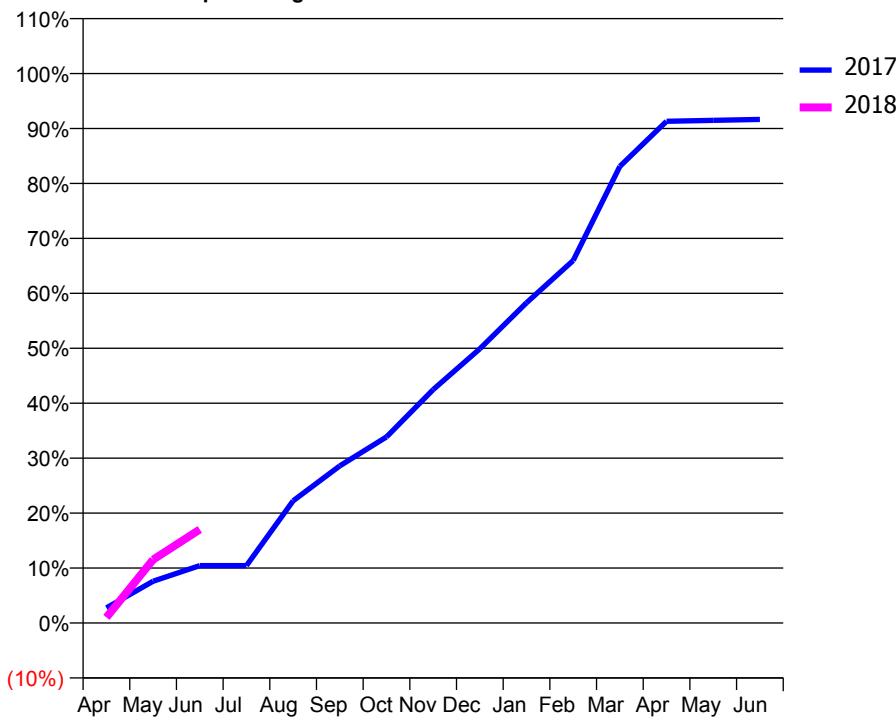
ACCESS*

Patients seen in 24 months	Total	Change since previous quarter
Quarter ending June 2016	259	
Quarter ending September 2016	280	↑
Quarter ending December 2016	321	↑
Quarter ending March 2017	421	↑
Quarter ending June 2017	474	↑
Variance since June 2016	83.0%	↑



ACTIVITY

Cumulative percentage of contracted UDA delivered 2017 & 2018



Adjusted Scheduled Activity (UDA)

Month	2017	2018
April	33	19
May	91	215
June	125	317
July	125	
August	266	
September	342	
October	405	
November	508	
December	597	
January	697	
February	789	
March	994	
April	1,092	
May	1,094	
June	1,096	

QUALITY

	Quantity	Base Number	Contract	LHB	Wales
% of FP17s for the same patient ID Re-attending within 3 months - Children	29	238	12.2%	9.9%	11.2%
% of FP17s for the same patient ID Re-attending within 3 months - Adults	3	10	30.0%	14.9%	16.4%
% of FP17s for the same patient ID Re-attending between 3 & 9 months - Children	117	238	49.2%	53.1%	58.1%
% of FP17s for the same patient ID Re-attending between 3 & 9 months - Adults	1	10	10.0%	51.0%	54.8%
% of FP17s for Band 1 Urgent Courses	0	192	0.0%	9.4%	9.2%
% of FP17s Relating to Free Repair or Replacements	0	192	0.0%	0.8%	0.8%
% of FP17s Relating to Continuations	0	192	0.0%	0.7%	0.9%
% of Patients satisfied with the dentistry they have received	1	1	N/A	93.5%	92.1%
% of Patients satisfied with the time they had to wait for an appointment	0	1	N/A	88.0%	87.5%

* This is based on patients treated on this contract for their most recent course of treatment. Figures in italics indicate the base number of FP17s or Patient Questionnaire responses are less than 100. N/A is shown where the base number of responses is less than 10 during the period. % is calculated as Quantity/Base number*100

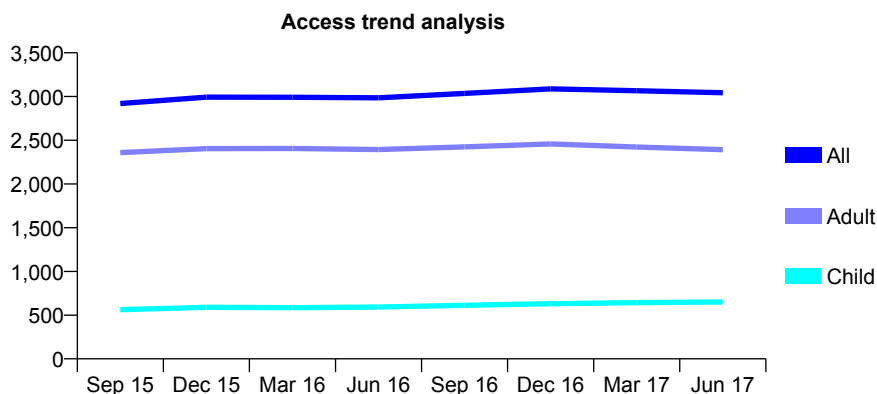
7A3 - Vital Signs At a Glance Contract Report for 746339/0001 - June 2017

Name or company name	MISS CE MEEK
Contract type name	GDS Contract
Purpose of contract	General
Contract start date	01/04/2006
Contract end date	

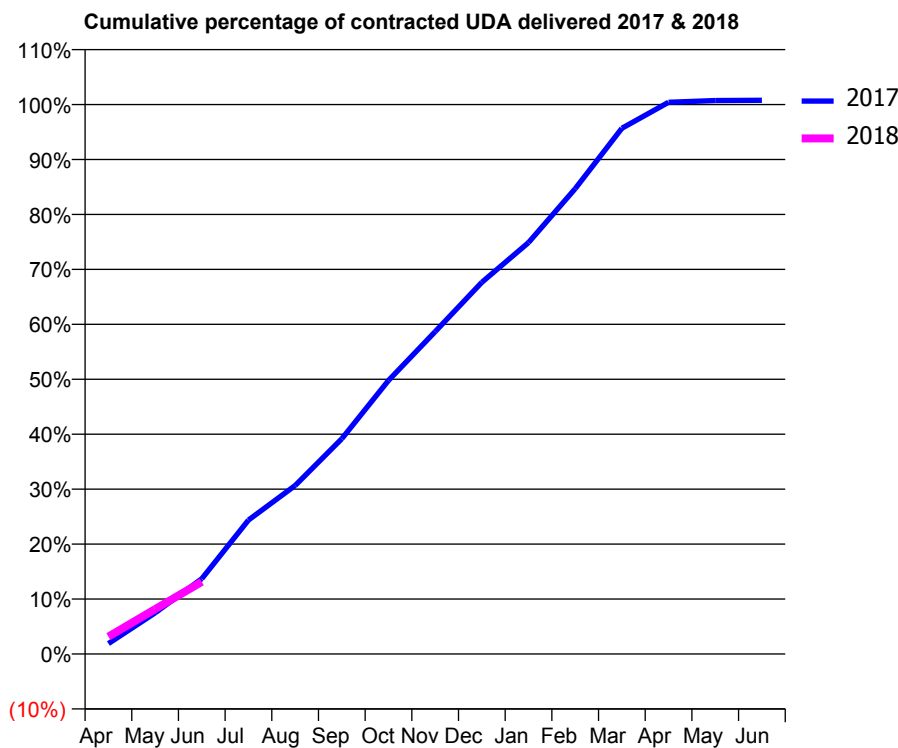
17/18 Contracted general activity (UDA)	7,583
Carry forward general activity (UDA)	0
17/18 Contracted orthodontic activity (UOA)	0
Carry forward orthodontic activity (UOA)	0
Baseline contract value	£193,559.96

ACCESS*

Patients seen in 24 months	Total	Change since previous quarter
Quarter ending June 2016	2,986	
Quarter ending September 2016	3,036	→
Quarter ending December 2016	3,088	→
Quarter ending March 2017	3,066	→
Quarter ending June 2017	3,043	→
Variance since June 2016	1.9%	→



ACTIVITY



Month	Adjusted Scheduled Activity (UDA)	
	2017	2018
April	144	239
May	568	619
June	1,038	997
July	1,848	
August	2,326	
September	2,971	
October	3,775	
November	4,449	
December	5,129	
January	5,678	
February	6,421	
March	7,255	
April	7,614	
May	7,638	
June	7,642	

QUALITY

	Quantity	Base Number	Contract	LHB	Wales
% of FP17s for the same patient ID Re-attending within 3 months - Children	6	163	3.7%	9.9%	11.2%
% of FP17s for the same patient ID Re-attending within 3 months - Adults	67	563	11.9%	14.9%	16.4%
% of FP17s for the same patient ID Re-attending between 3 & 9 months - Children	66	163	40.5%	53.1%	58.1%
% of FP17s for the same patient ID Re-attending between 3 & 9 months - Adults	240	563	42.6%	51.0%	54.8%
% of FP17s for Band 1 Urgent Courses	33	578	5.7%	9.4%	9.2%
% of FP17s Relating to Free Repair or Replacements	1	578	0.2%	0.8%	0.8%
% of FP17s Relating to Continuations	6	578	1.0%	0.7%	0.9%
% of Patients satisfied with the dentistry they have received	16	16	100.0%	93.5%	92.1%
% of Patients satisfied with the time they had to wait for an appointment	15	16	93.8%	88.0%	87.5%

* This is based on patients treated on this contract for their most recent course of treatment. Figures in italics indicate the base number of FP17s or Patient Questionnaire responses are less than 100. N/A is shown where the base number of responses is less than 10 during the period. % is calculated as Quantity/Base number*100

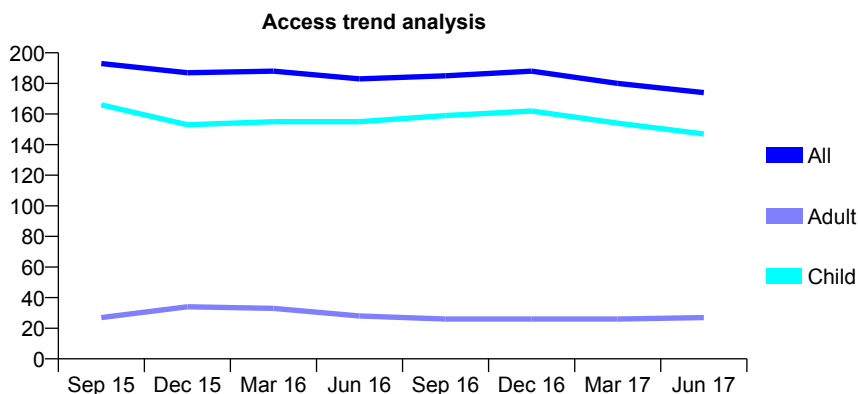
7A3 - Vital Signs At a Glance Contract Report for 760935/0001 - June 2017

Name or company name	MISS RL GRONOW
Contract type name	GDS Contract
Purpose of contract	General
Contract start date	01/04/2006
Contract end date	

17/18 Contracted general activity (UDA)	368
Carry forward general activity (UDA)	0
17/18 Contracted orthodontic activity (UOA)	0
Carry forward orthodontic activity (UOA)	0
Baseline contract value	£9,668.00

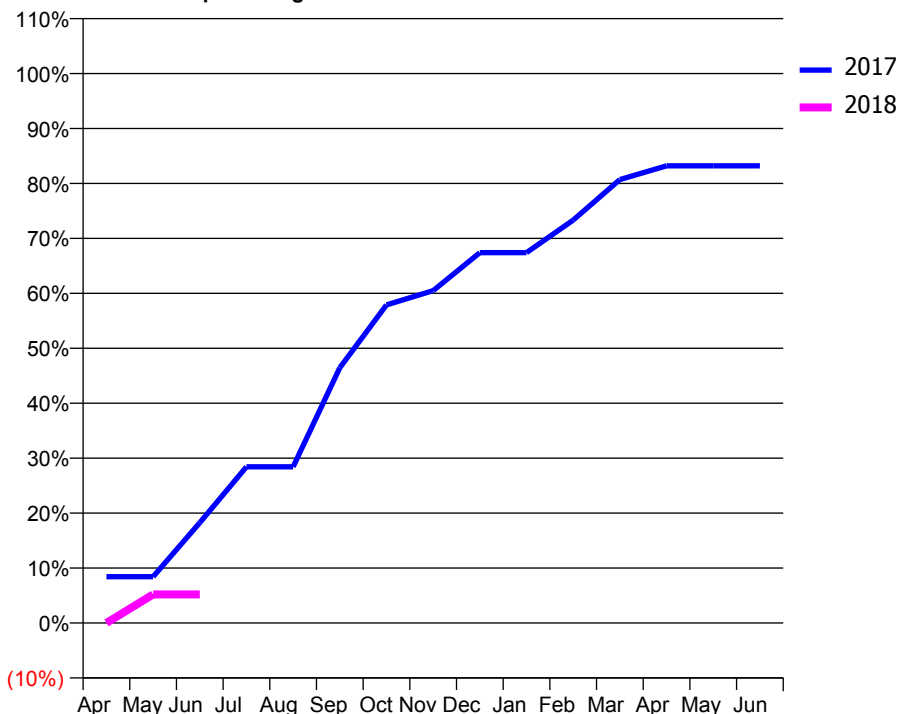
ACCESS*

Patients seen in 24 months	Total	Change since previous quarter
Quarter ending June 2016	183	
Quarter ending September 2016	185	→
Quarter ending December 2016	188	→
Quarter ending March 2017	180	↓
Quarter ending June 2017	174	↓
Variance since June 2016	(4.9%)	↓



ACTIVITY

Cumulative percentage of contracted UDA delivered 2017 & 2018



Month	Adjusted Scheduled Activity (UDA)	
	2017	2018
April	31	0
May	31	19
June	67	19
July	105	
August	105	
September	171	
October	213	
November	223	
December	248	
January	248	
February	270	
March	297	
April	306	
May	306	
June	306	

QUALITY

	Quantity	Base Number	Contract	LHB	Wales
% of FP17s for the same patient ID Re-attending within 3 months - Children	0	23	0.0%	9.9%	11.2%
% of FP17s for the same patient ID Re-attending within 3 months - Adults	0	1	0.0%	14.9%	16.4%
% of FP17s for the same patient ID Re-attending between 3 & 9 months - Children	10	23	43.5%	53.1%	58.1%
% of FP17s for the same patient ID Re-attending between 3 & 9 months - Adults	0	1	0.0%	51.0%	54.8%
% of FP17s for Band 1 Urgent Courses	1	17	5.9%	9.4%	9.2%
% of FP17s Relating to Free Repair or Replacements	0	17	0.0%	0.8%	0.8%
% of FP17s Relating to Continuations	0	17	0.0%	0.7%	0.9%
% of Patients satisfied with the dentistry they have received	0	0	N/A	93.5%	92.1%
% of Patients satisfied with the time they had to wait for an appointment	0	0	N/A	88.0%	87.5%

* This is based on patients treated on this contract for their most recent course of treatment. Figures in italics indicate the base number of FP17s or Patient Questionnaire responses are less than 100. N/A is shown where the base number of responses is less than 10 during the period. % is calculated as Quantity/Base number*100

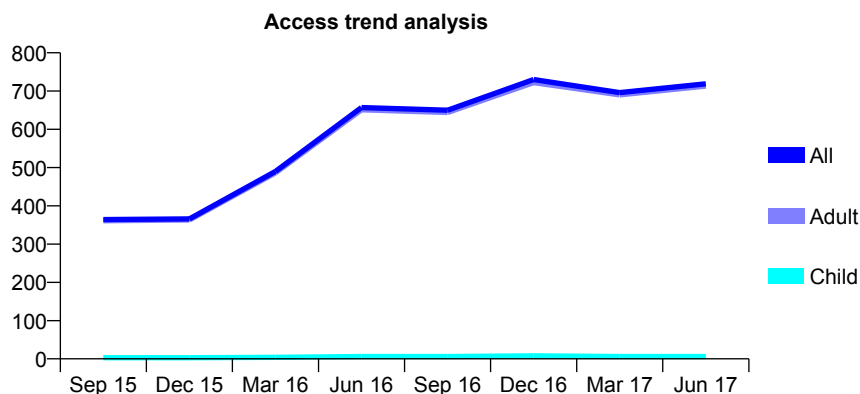
7A3 - Vital Signs At a Glance Contract Report for 766348/0002 - June 2017

Name or company name	MISS R JONES
Contract type name	PDS Contract
Purpose of contract	General
Contract start date	01/04/2008
Contract end date	31/03/2020

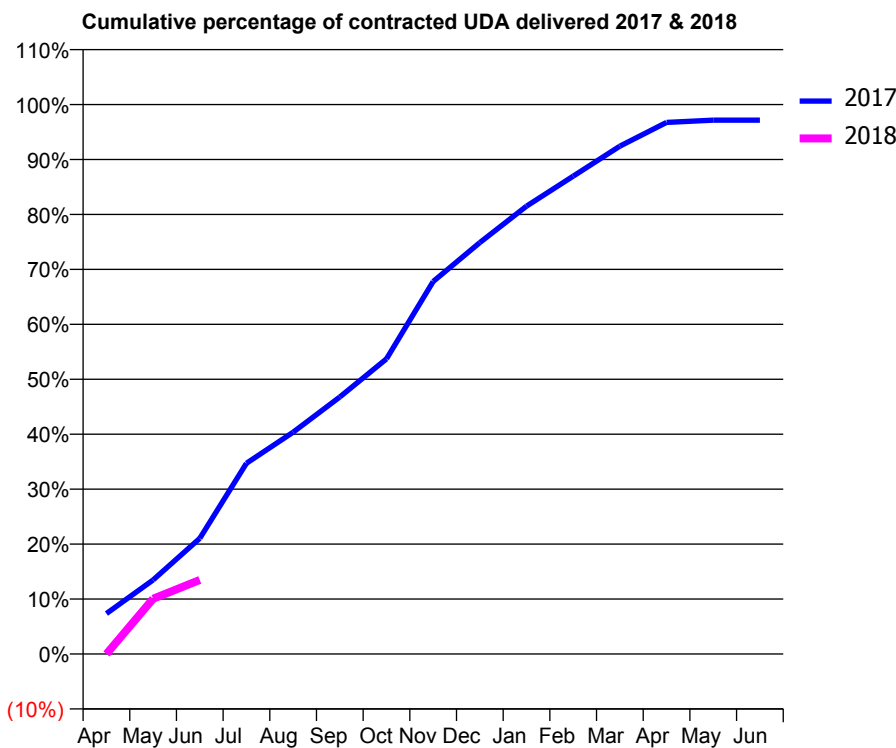
17/18 Contracted general activity (UDA)	2,854
Carry forward general activity (UDA)	0
17/18 Contracted orthodontic activity (UOA)	0
Carry forward orthodontic activity (UOA)	0
Baseline contract value	£164,581.61

ACCESS*

Patients seen in 24 months	Total	Change since previous quarter
Quarter ending June 2016	657	
Quarter ending September 2016	650	↓
Quarter ending December 2016	730	↑
Quarter ending March 2017	696	↓
Quarter ending June 2017	719	↑
Variance since June 2016	9.4%	↑



ACTIVITY



Month	Adjusted Scheduled Activity (UDA)	
	2017	2018
April	210	0
May	385	287
June	601	385
July	991	
August	1,152	
September	1,335	
October	1,533	
November	1,935	
December	2,137	
January	2,326	
February	2,482	
March	2,638	
April	2,761	
May	2,773	
June	2,773	

QUALITY

	Quantity	Base Number	Contract	LHB	Wales
% of FP17s for the same patient ID Re-attending within 3 months - Children	0	1	0.0%	9.9%	11.2%
% of FP17s for the same patient ID Re-attending within 3 months - Adults	8	189	4.2%	14.9%	16.4%
% of FP17s for the same patient ID Re-attending between 3 & 9 months - Children	0	1	0.0%	53.1%	58.1%
% of FP17s for the same patient ID Re-attending between 3 & 9 months - Adults	0	189	0.0%	51.0%	54.8%
% of FP17s for Band 1 Urgent Courses	0	141	0.0%	9.4%	9.2%
% of FP17s Relating to Free Repair or Replacements	0	141	0.0%	0.8%	0.8%
% of FP17s Relating to Continuations	0	141	0.0%	0.7%	0.9%
% of Patients satisfied with the dentistry they have received	3	4	N/A	93.5%	92.1%
% of Patients satisfied with the time they had to wait for an appointment	2	4	N/A	88.0%	87.5%

* This is based on patients treated on this contract for their most recent course of treatment. Figures in italics indicate the base number of FP17s or Patient Questionnaire responses are less than 100. N/A is shown where the base number of responses is less than 10 during the period. % is calculated as Quantity/Base number*100

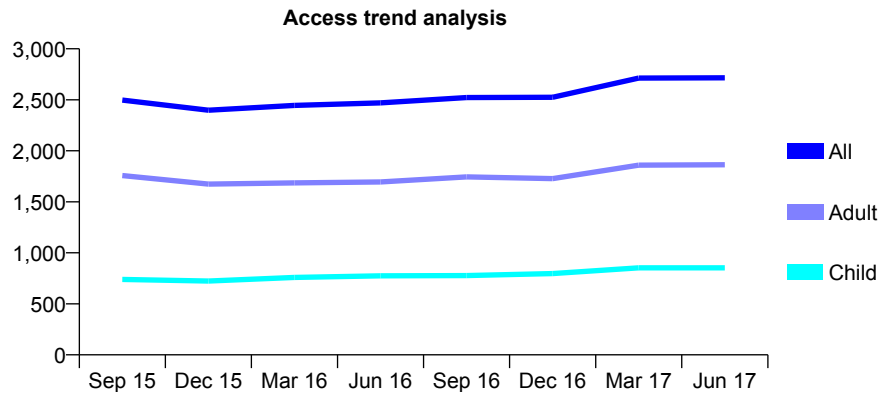
7A3 - Vital Signs At a Glance Contract Report for 780553/0001 - June 2017

Name or company name	MR B JONES
Contract type name	GDS Contract
Purpose of contract	General
Contract start date	01/07/2012
Contract end date	

17/18 Contracted general activity (UDA)	7,220
Carry forward general activity (UDA)	0
17/18 Contracted orthodontic activity (UOA)	0
Carry forward orthodontic activity (UOA)	0
Baseline contract value	£174,751.86

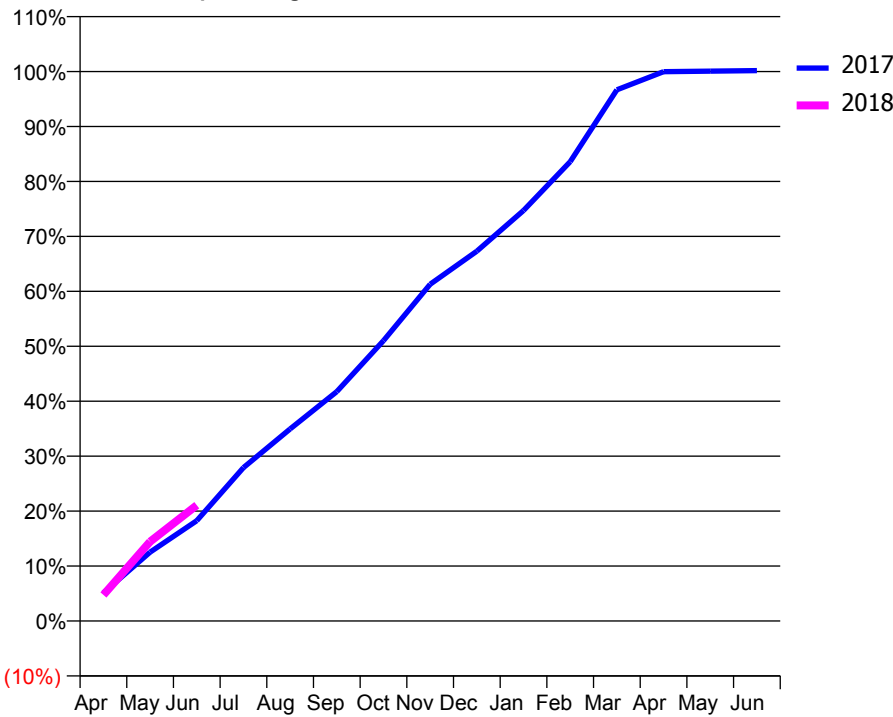
ACCESS*

Patients seen in 24 months	Total	Change since previous quarter
Quarter ending June 2016	2,470	
Quarter ending September 2016	2,522	↑
Quarter ending December 2016	2,525	→
Quarter ending March 2017	2,713	↑
Quarter ending June 2017	2,716	→
Variance since June 2016	10.0%	↑



ACTIVITY

Cumulative percentage of contracted UDA delivered 2017 & 2018



Month	Adjusted Scheduled Activity (UDA)	
	2017	2018
April	371	342
May	905	1,043
June	1,319	1,522
July	2,015	
August	2,523	
September	3,015	
October	3,684	
November	4,425	
December	4,860	
January	5,393	
February	6,036	
March	6,980	
April	7,217	
May	7,224	
June	7,232	

QUALITY

	Quantity	Base Number	Contract	LHB	Wales
% of FP17s for the same patient ID Re-attending within 3 months - Children	14	307	4.6%	9.9%	11.2%
% of FP17s for the same patient ID Re-attending within 3 months - Adults	62	674	9.2%	14.9%	16.4%
% of FP17s for the same patient ID Re-attending between 3 & 9 months - Children	145	307	47.2%	53.1%	58.1%
% of FP17s for the same patient ID Re-attending between 3 & 9 months - Adults	330	674	49.0%	51.0%	54.8%
% of FP17s for Band 1 Urgent Courses	51	836	6.1%	9.4%	9.2%
% of FP17s Relating to Free Repair or Replacements	9	836	1.1%	0.8%	0.8%
% of FP17s Relating to Continuations	8	836	1.0%	0.7%	0.9%
% of Patients satisfied with the dentistry they have received	5	6	N/A	93.5%	92.1%
% of Patients satisfied with the time they had to wait for an appointment	5	6	N/A	88.0%	87.5%

* This is based on patients treated on this contract for their most recent course of treatment. Figures in italics indicate the base number of FP17s or Patient Questionnaire responses are less than 100. N/A is shown where the base number of responses is less than 10 during the period. % is calculated as Quantity/Base number*100

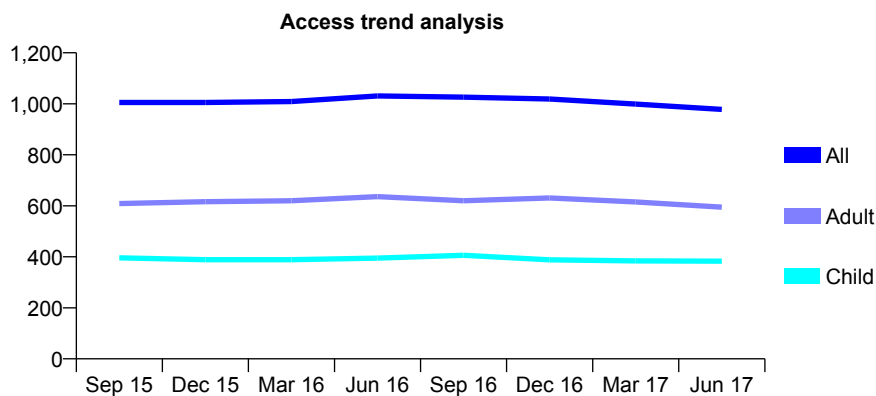
7A3 - Vital Signs At a Glance Contract Report for 792365/0001 - June 2017

Name or company name	MR JA RICE
Contract type name	GDS Contract
Purpose of contract	General
Contract start date	01/10/2011
Contract end date	

17/18 Contracted general activity (UDA)	2,724
Carry forward general activity (UDA)	0
17/18 Contracted orthodontic activity (UOA)	0
Carry forward orthodontic activity (UOA)	0
Baseline contract value	£61,850.89

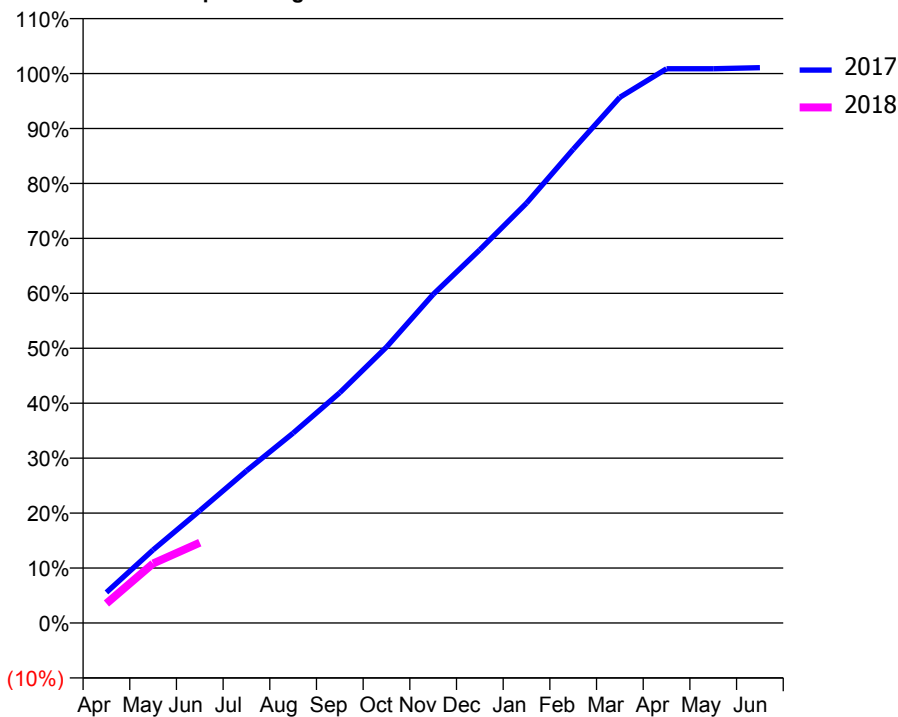
ACCESS*

Patients seen in 24 months	Total	Change since previous quarter
Quarter ending June 2016	1,031	
Quarter ending September 2016	1,026	→
Quarter ending December 2016	1,019	→
Quarter ending March 2017	999	↓
Quarter ending June 2017	978	↓
Variance since June 2016	(5.1%)	↓



ACTIVITY

Cumulative percentage of contracted UDA delivered 2017 & 2018



Adjusted Scheduled Activity (UDA)

Month	2017	2018
April	152	97
May	363	295
June	557	398
July	755	
August	942	
September	1,142	
October	1,368	
November	1,629	
December	1,850	
January	2,081	
February	2,348	
March	2,606	
April	2,748	
May	2,748	
June	2,753	

QUALITY

	Quantity	Base Number	Contract	LHB	Wales
% of FP17s for the same patient ID Re-attending within 3 months - Children	4	131	3.1%	9.9%	11.2%
% of FP17s for the same patient ID Re-attending within 3 months - Adults	22	161	13.7%	14.9%	16.4%
% of FP17s for the same patient ID Re-attending between 3 & 9 months - Children	79	131	60.3%	53.1%	58.1%
% of FP17s for the same patient ID Re-attending between 3 & 9 months - Adults	84	161	52.2%	51.0%	54.8%
% of FP17s for Band 1 Urgent Courses	15	239	6.3%	9.4%	9.2%
% of FP17s Relating to Free Repair or Replacements	0	239	0.0%	0.8%	0.8%
% of FP17s Relating to Continuations	0	239	0.0%	0.7%	0.9%
% of Patients satisfied with the dentistry they have received	1	1	N/A	93.5%	92.1%
% of Patients satisfied with the time they had to wait for an appointment	1	1	N/A	88.0%	87.5%

* This is based on patients treated on this contract for their most recent course of treatment. Figures in italics indicate the base number of FP17s or Patient Questionnaire responses are less than 100. N/A is shown where the base number of responses is less than 10 during the period. % is calculated as Quantity/Base number*100

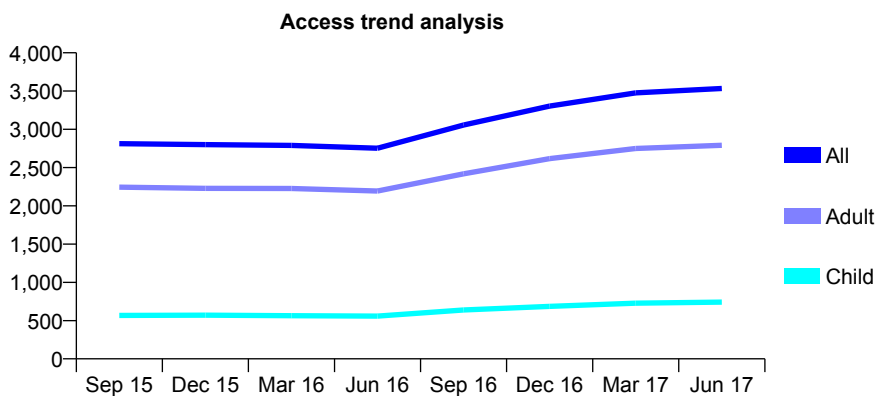
7A3 - Vital Signs At a Glance Contract Report for 810002/0001 - June 2017

Name or company name	MR DJ FLEMING
Contract type name	GDS Contract
Purpose of contract	General
Contract start date	01/04/2006
Contract end date	

17/18 Contracted general activity (UDA)	12,581
Carry forward general activity (UDA)	0
17/18 Contracted orthodontic activity (UOA)	0
Carry forward orthodontic activity (UOA)	0
Baseline contract value	£293,231.10

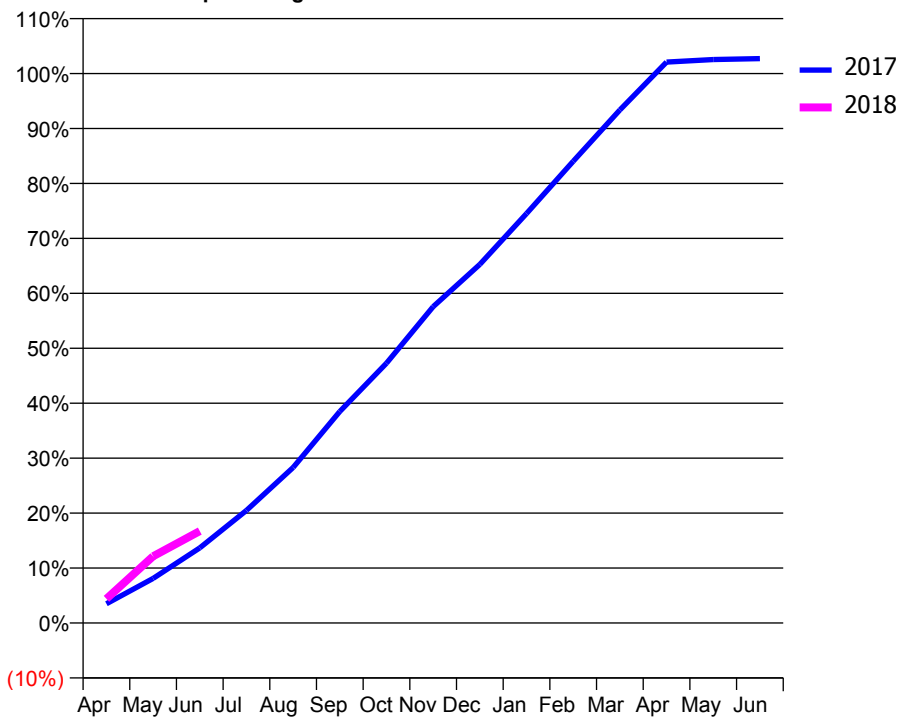
ACCESS*

Patients seen in 24 months	Total	Change since previous quarter
Quarter ending June 2016	2,753	
Quarter ending September 2016	3,056	↑
Quarter ending December 2016	3,303	↑
Quarter ending March 2017	3,477	↑
Quarter ending June 2017	3,533	→
Variance since June 2016	28.3%	↑



ACTIVITY

Cumulative percentage of contracted UDA delivered 2017 & 2018



Month	Adjusted Scheduled Activity (UDA)	
	2017	2018
April	413	553
May	952	1,527
June	1,607	2,104
July	2,406	
August	3,325	
September	4,520	
October	5,552	
November	6,760	
December	7,666	
January	8,751	
February	9,868	
March	10,963	
April	11,988	
May	12,042	
June	12,063	

QUALITY

	Quantity	Base Number	Contract	LHB	Wales
% of FP17s for the same patient ID Re-attending within 3 months - Children	12	315	3.8%	9.9%	11.2%
% of FP17s for the same patient ID Re-attending within 3 months - Adults	194	1,101	17.6%	14.9%	16.4%
% of FP17s for the same patient ID Re-attending between 3 & 9 months - Children	174	315	55.2%	53.1%	58.1%
% of FP17s for the same patient ID Re-attending between 3 & 9 months - Adults	536	1,101	48.7%	51.0%	54.8%
% of FP17s for Band 1 Urgent Courses	144	1,011	14.2%	9.4%	9.2%
% of FP17s Relating to Free Repair or Replacements	8	1,011	0.8%	0.8%	0.8%
% of FP17s Relating to Continuations	4	1,011	0.4%	0.7%	0.9%
% of Patients satisfied with the dentistry they have received	11	11	100.0%	93.5%	92.1%
% of Patients satisfied with the time they had to wait for an appointment	9	11	81.8%	88.0%	87.5%

* This is based on patients treated on this contract for their most recent course of treatment. Figures in italics indicate the base number of FP17s or Patient Questionnaire responses are less than 100. N/A is shown where the base number of responses is less than 10 during the period. % is calculated as Quantity/Base number*100

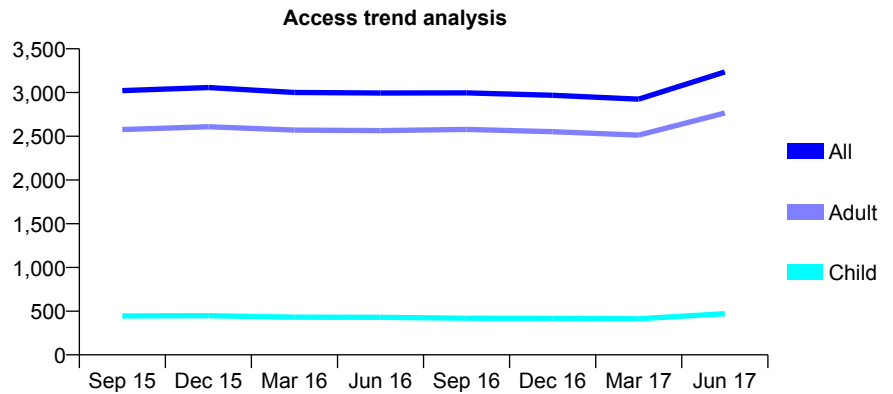
7A3 - Vital Signs At a Glance Contract Report for 810029/0001 - June 2017

Name or company name	MR MR HARRIS
Contract type name	GDS Contract
Purpose of contract	General
Contract start date	01/04/2006
Contract end date	

17/18 Contracted general activity (UDA)	10,112
Carry forward general activity (UDA)	0
17/18 Contracted orthodontic activity (UOA)	0
Carry forward orthodontic activity (UOA)	0
Baseline contract value	£240,130.64

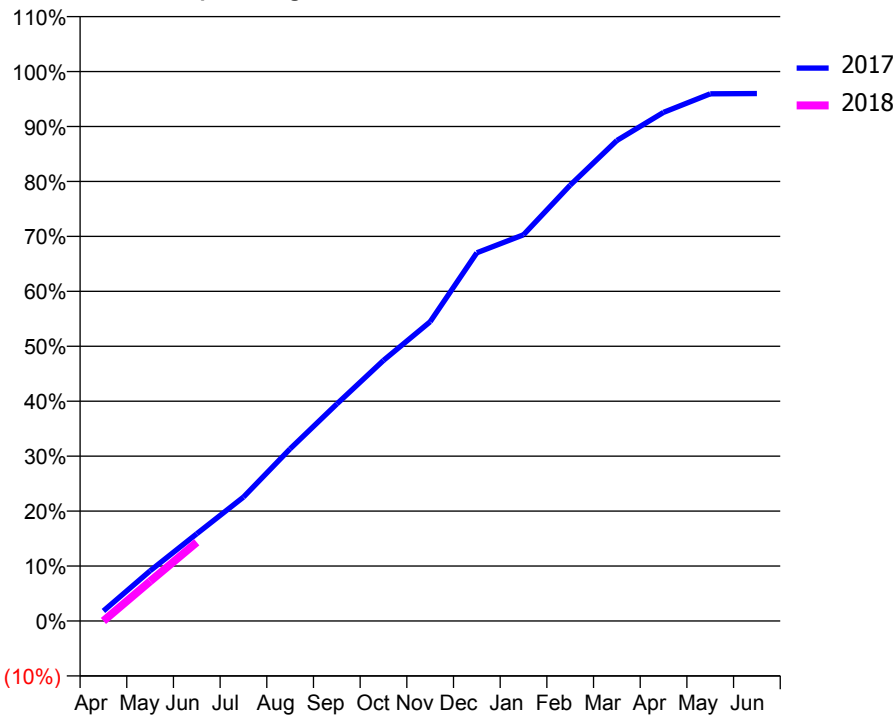
ACCESS*

Patients seen in 24 months	Total	Change since previous quarter
Quarter ending June 2016	2,994	
Quarter ending September 2016	2,996	→
Quarter ending December 2016	2,969	→
Quarter ending March 2017	2,925	↓
Quarter ending June 2017	3,236	↑
Variance since June 2016	8.1%	↑



ACTIVITY

Cumulative percentage of contracted UDA delivered 2017 & 2018



Month	Adjusted Scheduled Activity (UDA)	
	2017	2018
April	136	0
May	682	730
June	1,186	1,450
July	1,685	
August	2,342	
September	2,950	
October	3,544	
November	4,069	
December	5,006	
January	5,251	
February	5,924	
March	6,533	
April	6,914	
May	7,166	
June	7,170	

QUALITY

	Quantity	Base Number	Contract	LHB	Wales
% of FP17s for the same patient ID Re-attending within 3 months - Children	4	172	2.3%	9.9%	11.2%
% of FP17s for the same patient ID Re-attending within 3 months - Adults	60	1,020	5.9%	14.9%	16.4%
% of FP17s for the same patient ID Re-attending between 3 & 9 months - Children	58	172	33.7%	53.1%	58.1%
% of FP17s for the same patient ID Re-attending between 3 & 9 months - Adults	458	1,020	44.9%	51.0%	54.8%
% of FP17s for Band 1 Urgent Courses	28	856	3.3%	9.4%	9.2%
% of FP17s Relating to Free Repair or Replacements	4	856	0.5%	0.8%	0.8%
% of FP17s Relating to Continuations	3	856	0.4%	0.7%	0.9%
% of Patients satisfied with the dentistry they have received	27	27	100.0%	93.5%	92.1%
% of Patients satisfied with the time they had to wait for an appointment	25	27	92.6%	88.0%	87.5%

* This is based on patients treated on this contract for their most recent course of treatment. Figures in italics indicate the base number of FP17s or Patient Questionnaire responses are less than 100. N/A is shown where the base number of responses is less than 10 during the period. % is calculated as Quantity/Base number*100

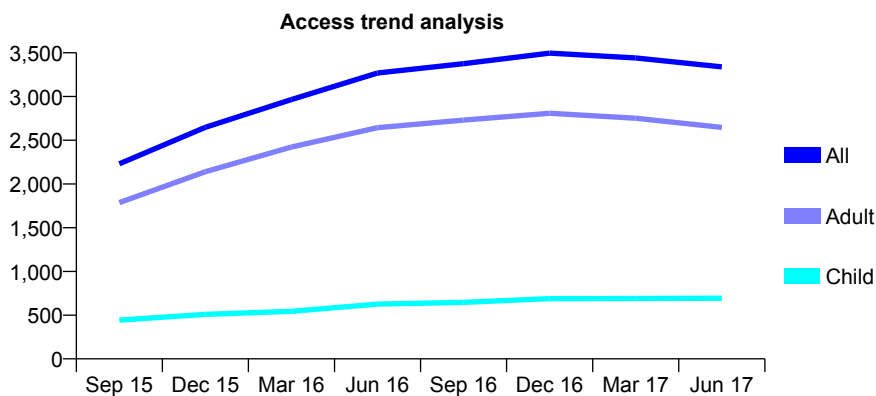
7A3 - Vital Signs At a Glance Contract Report for 812129/0001 - June 2017

Name or company name	MR SD JENKINS
Contract type name	GDS Contract
Purpose of contract	General
Contract start date	01/04/2006
Contract end date	

17/18 Contracted general activity (UDA)	14,511
Carry forward general activity (UDA)	0
17/18 Contracted orthodontic activity (UOA)	0
Carry forward orthodontic activity (UOA)	0
Baseline contract value	£344,428.83

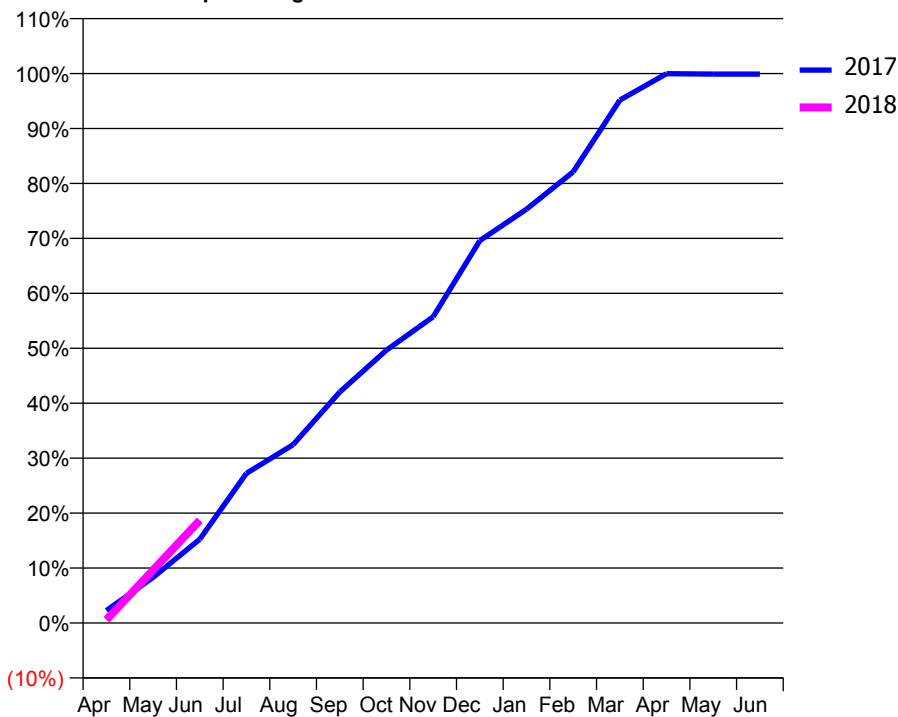
ACCESS*

Patients seen in 24 months	Total	Change since previous quarter
Quarter ending June 2016	3,269	
Quarter ending September 2016	3,376	↑
Quarter ending December 2016	3,496	↑
Quarter ending March 2017	3,442	↓
Quarter ending June 2017	3,339	↓
Variance since June 2016	2.1%	↑



ACTIVITY

Cumulative percentage of contracted UDA delivered 2017 & 2018



Month	Adjusted Scheduled Activity (UDA)	
	2017	2018
April	329	85
May	1,206	1,401
June	2,213	2,715
July	3,953	
August	4,710	
September	6,100	
October	7,205	
November	8,086	
December	10,096	
January	10,929	
February	11,913	
March	13,810	
April	14,507	
May	14,495	
June	14,497	

QUALITY

	Quantity	Base Number	Contract	LHB	Wales
% of FP17s for the same patient ID Re-attending within 3 months - Children	14	228	6.1%	9.9%	11.2%
% of FP17s for the same patient ID Re-attending within 3 months - Adults	133	909	14.6%	14.9%	16.4%
% of FP17s for the same patient ID Re-attending between 3 & 9 months - Children	133	228	58.3%	53.1%	58.1%
% of FP17s for the same patient ID Re-attending between 3 & 9 months - Adults	520	909	57.2%	51.0%	54.8%
% of FP17s for Band 1 Urgent Courses	37	941	3.9%	9.4%	9.2%
% of FP17s Relating to Free Repair or Replacements	4	941	0.4%	0.8%	0.8%
% of FP17s Relating to Continuations	11	941	1.2%	0.7%	0.9%
% of Patients satisfied with the dentistry they have received	14	15	93.3%	93.5%	92.1%
% of Patients satisfied with the time they had to wait for an appointment	14	15	93.3%	88.0%	87.5%

* This is based on patients treated on this contract for their most recent course of treatment. Figures in italics indicate the base number of FP17s or Patient Questionnaire responses are less than 100. N/A is shown where the base number of responses is less than 10 during the period. % is calculated as Quantity/Base number*100

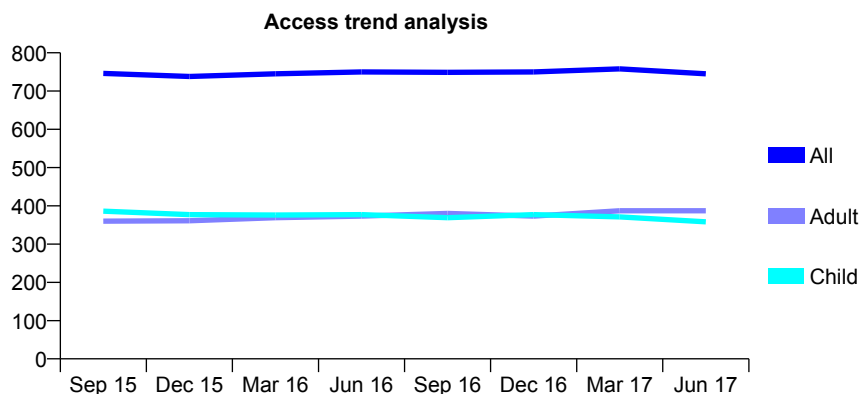
7A3 - Vital Signs At a Glance Contract Report for 913642/0001 - June 2017

Name or company name	MR DB RODERICK
Contract type name	GDS Contract
Purpose of contract	General
Contract start date	01/04/2006
Contract end date	

17/18 Contracted general activity (UDA)	2,204
Carry forward general activity (UDA)	0
17/18 Contracted orthodontic activity (UOA)	0
Carry forward orthodontic activity (UOA)	0
Baseline contract value	£69,650.35

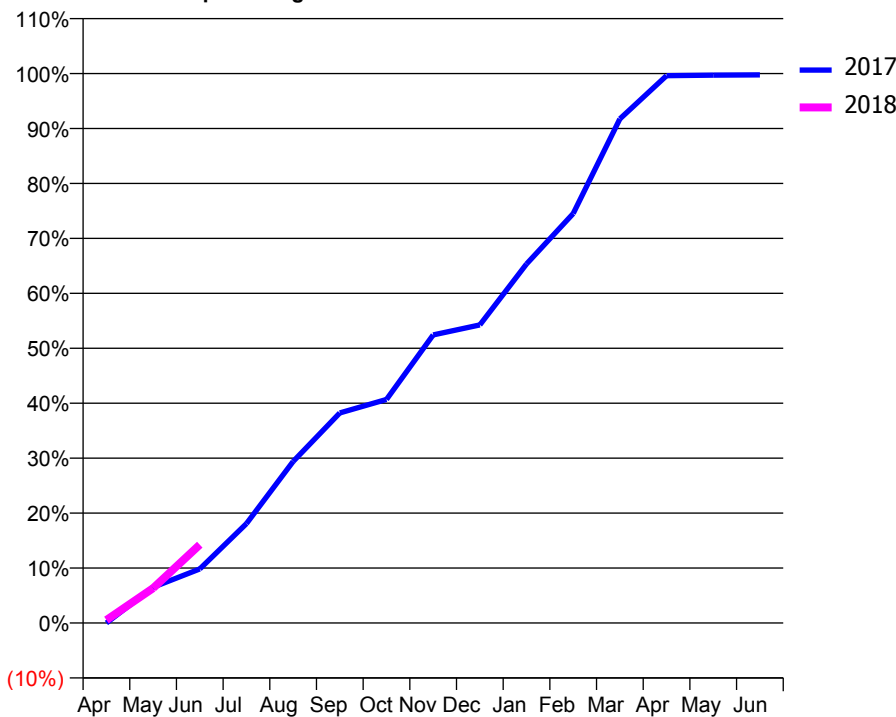
ACCESS*

Patients seen in 24 months	Total	Change since previous quarter
Quarter ending June 2016	750	
Quarter ending September 2016	749	→
Quarter ending December 2016	750	→
Quarter ending March 2017	758	→
Quarter ending June 2017	745	↓
Variance since June 2016	(0.7%)	→



ACTIVITY

Cumulative percentage of contracted UDA delivered 2017 & 2018



Adjusted Scheduled Activity (UDA)

Month	2017	2018
April	0	12
May	144	140
June	217	314
July	399	
August	648	
September	842	
October	897	
November	1,155	
December	1,196	
January	1,440	
February	1,642	
March	2,022	
April	2,195	
May	2,197	
June	2,198	

QUALITY

	Quantity	Base Number	Contract	LHB	Wales
% of FP17s for the same patient ID Re-attending within 3 months - Children	12	137	8.8%	9.9%	11.2%
% of FP17s for the same patient ID Re-attending within 3 months - Adults	11	105	10.5%	14.9%	16.4%
% of FP17s for the same patient ID Re-attending between 3 & 9 months - Children	75	137	54.7%	53.1%	58.1%
% of FP17s for the same patient ID Re-attending between 3 & 9 months - Adults	58	105	55.2%	51.0%	54.8%
% of FP17s for Band 1 Urgent Courses	11	181	6.1%	9.4%	9.2%
% of FP17s Relating to Free Repair or Replacements	0	181	0.0%	0.8%	0.8%
% of FP17s Relating to Continuations	0	181	0.0%	0.7%	0.9%
% of Patients satisfied with the dentistry they have received	2	2	N/A	93.5%	92.1%
% of Patients satisfied with the time they had to wait for an appointment	2	2	N/A	88.0%	87.5%

* This is based on patients treated on this contract for their most recent course of treatment. Figures in italics indicate the base number of FP17s or Patient Questionnaire responses are less than 100. N/A is shown where the base number of responses is less than 10 during the period. % is calculated as Quantity/Base number*100

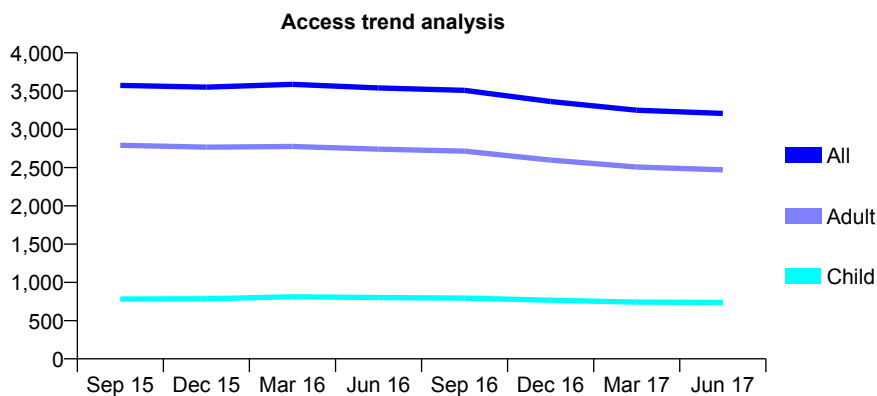
7A3 - Vital Signs At a Glance Contract Report for 949825/0001 - June 2017

Name or company name	MR DJ WILLIAMS
Contract type name	GDS Contract
Purpose of contract	General
Contract start date	01/09/2008
Contract end date	

17/18 Contracted general activity (UDA)	9,500
Carry forward general activity (UDA)	0
17/18 Contracted orthodontic activity (UOA)	0
Carry forward orthodontic activity (UOA)	0
Baseline contract value	£224,614.56

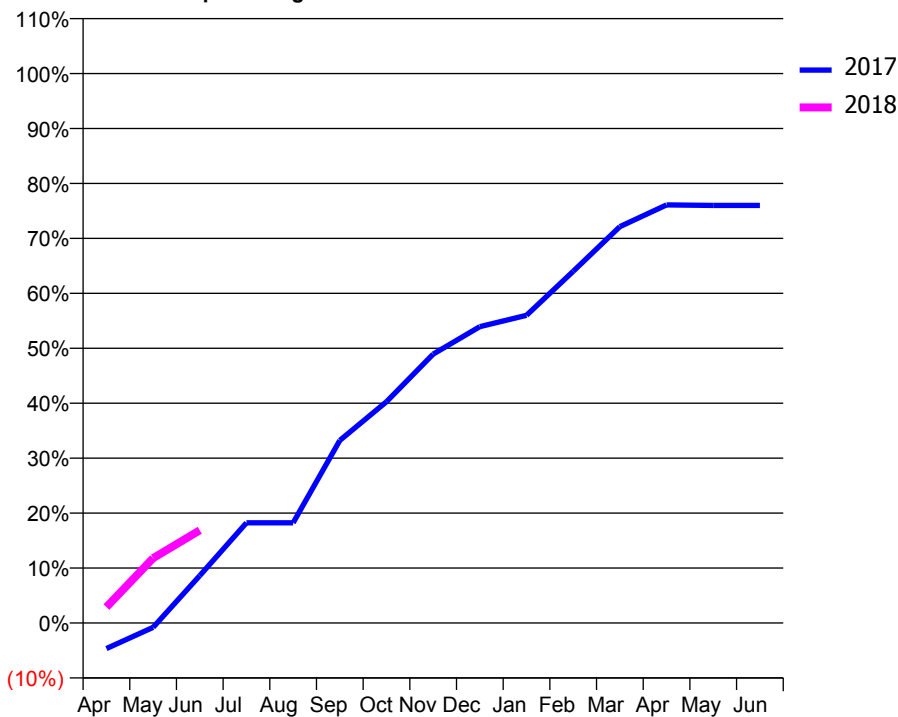
ACCESS*

Patients seen in 24 months	Total	Change since previous quarter
Quarter ending June 2016	3,540	
Quarter ending September 2016	3,509	→
Quarter ending December 2016	3,363	↓
Quarter ending March 2017	3,249	↓
Quarter ending June 2017	3,208	↓
Variance since June 2016	(9.4%)	↓



ACTIVITY

Cumulative percentage of contracted UDA delivered 2017 & 2018



Month	Adjusted Scheduled Activity (UDA)	
	2017	2018
April	-559	275
May	-97	1,121
June	1,030	1,604
July	2,178	
August	2,178	
September	3,969	
October	4,810	
November	5,844	
December	6,441	
January	6,686	
February	7,642	
March	8,612	
April	9,085	
May	9,073	
June	9,073	

QUALITY

	Quantity	Base Number	Contract	LHB	Wales
% of FP17s for the same patient ID Re-attending within 3 months - Children	17	304	5.6%	9.9%	11.2%
% of FP17s for the same patient ID Re-attending within 3 months - Adults	104	656	15.9%	14.9%	16.4%
% of FP17s for the same patient ID Re-attending between 3 & 9 months - Children	198	304	65.1%	53.1%	58.1%
% of FP17s for the same patient ID Re-attending between 3 & 9 months - Adults	362	656	55.2%	51.0%	54.8%
% of FP17s for Band 1 Urgent Courses	76	770	9.9%	9.4%	9.2%
% of FP17s Relating to Free Repair or Replacements	5	770	0.6%	0.8%	0.8%
% of FP17s Relating to Continuations	7	770	0.9%	0.7%	0.9%
% of Patients satisfied with the dentistry they have received	12	14	85.7%	93.5%	92.1%
% of Patients satisfied with the time they had to wait for an appointment	10	14	71.4%	88.0%	87.5%

* This is based on patients treated on this contract for their most recent course of treatment. Figures in italics indicate the base number of FP17s or Patient Questionnaire responses are less than 100. N/A is shown where the base number of responses is less than 10 during the period. % is calculated as Quantity/Base number*100

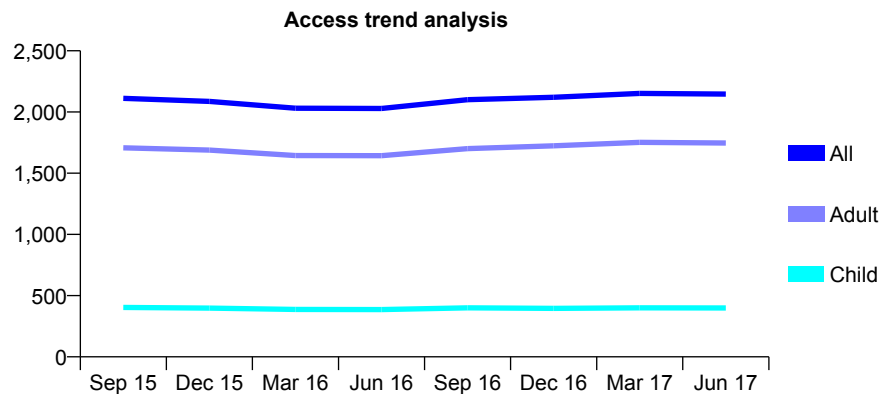
7A3 - Vital Signs At a Glance Contract Report for 999172/0001 - June 2017

Name or company name	MR B AARON
Contract type name	GDS Contract
Purpose of contract	General
Contract start date	01/04/2006
Contract end date	

17/18 Contracted general activity (UDA)	5,750
Carry forward general activity (UDA)	0
17/18 Contracted orthodontic activity (UOA)	0
Carry forward orthodontic activity (UOA)	0
Baseline contract value	£141,445.40

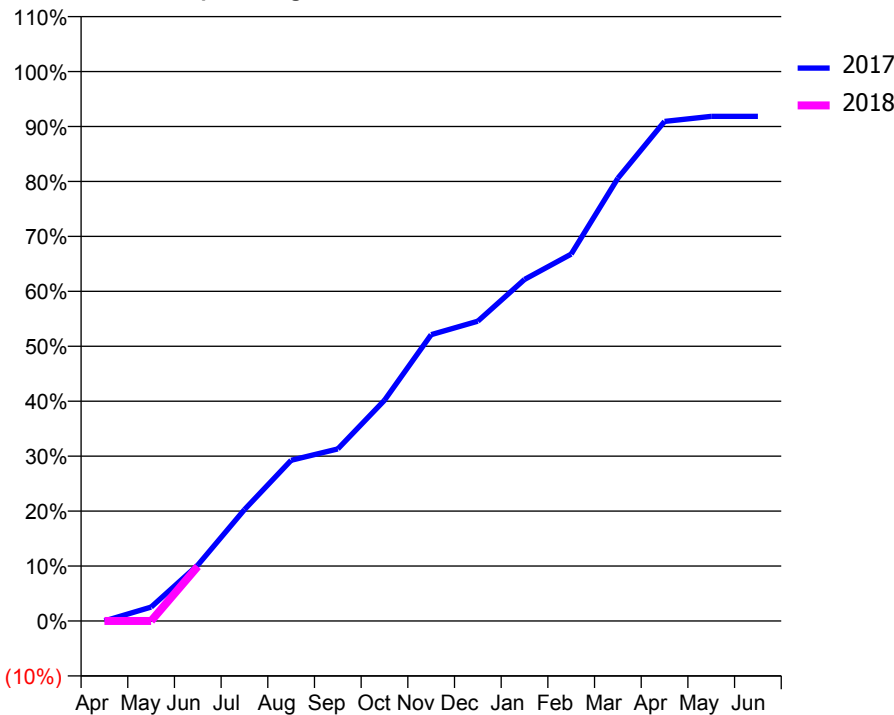
ACCESS*

Patients seen in 24 months	Total	Change since previous quarter
Quarter ending June 2016	2,029	
Quarter ending September 2016	2,101	↑
Quarter ending December 2016	2,120	→
Quarter ending March 2017	2,152	→
Quarter ending June 2017	2,146	→
Variance since June 2016	5.8%	↑



ACTIVITY

Cumulative percentage of contracted UDA delivered 2017 & 2018



Month	Adjusted Scheduled Activity (UDA)	
	2017	2018
April	0	0
May	146	0
June	585	571
July	1,166	
August	1,682	
September	1,800	
October	2,310	
November	2,996	
December	3,137	
January	3,574	
February	3,839	
March	4,633	
April	5,228	
May	5,281	
June	5,281	

QUALITY

	Quantity	Base Number	Contract	LHB	Wales
% of FP17s for the same patient ID Re-attending within 3 months - Children	1	140	0.7%	9.9%	11.2%
% of FP17s for the same patient ID Re-attending within 3 months - Adults	10	527	1.9%	14.9%	16.4%
% of FP17s for the same patient ID Re-attending between 3 & 9 months - Children	71	140	50.7%	53.1%	58.1%
% of FP17s for the same patient ID Re-attending between 3 & 9 months - Adults	260	527	49.3%	51.0%	54.8%
% of FP17s for Band 1 Urgent Courses	4	353	1.1%	9.4%	9.2%
% of FP17s Relating to Free Repair or Replacements	1	353	0.3%	0.8%	0.8%
% of FP17s Relating to Continuations	0	353	0.0%	0.7%	0.9%
% of Patients satisfied with the dentistry they have received	13	15	86.7%	93.5%	92.1%
% of Patients satisfied with the time they had to wait for an appointment	12	15	80.0%	88.0%	87.5%

* This is based on patients treated on this contract for their most recent course of treatment. Figures in italics indicate the base number of FP17s or Patient Questionnaire responses are less than 100. N/A is shown where the base number of responses is less than 10 during the period. % is calculated as Quantity/Base number*100

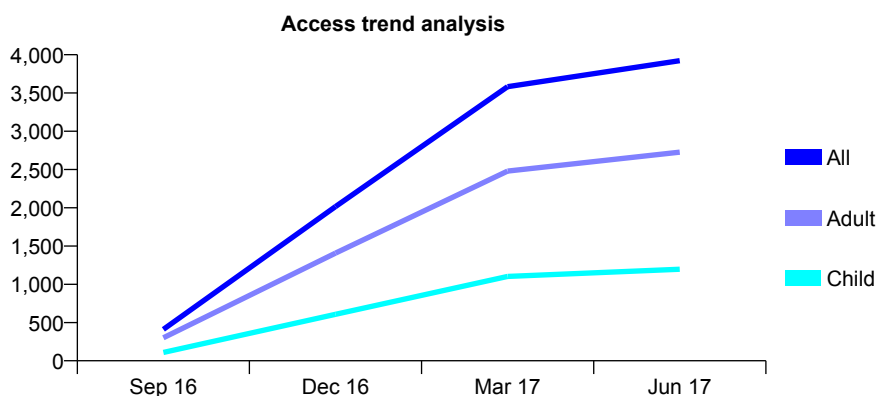
7A4 - Vital Signs At a Glance Contract Report for 100209/0000 - June 2017

Name or company name	E M Roberts & K E Palmer
Contract type name	GDS Contract
Purpose of contract	General
Contract start date	01/09/2016
Contract end date	

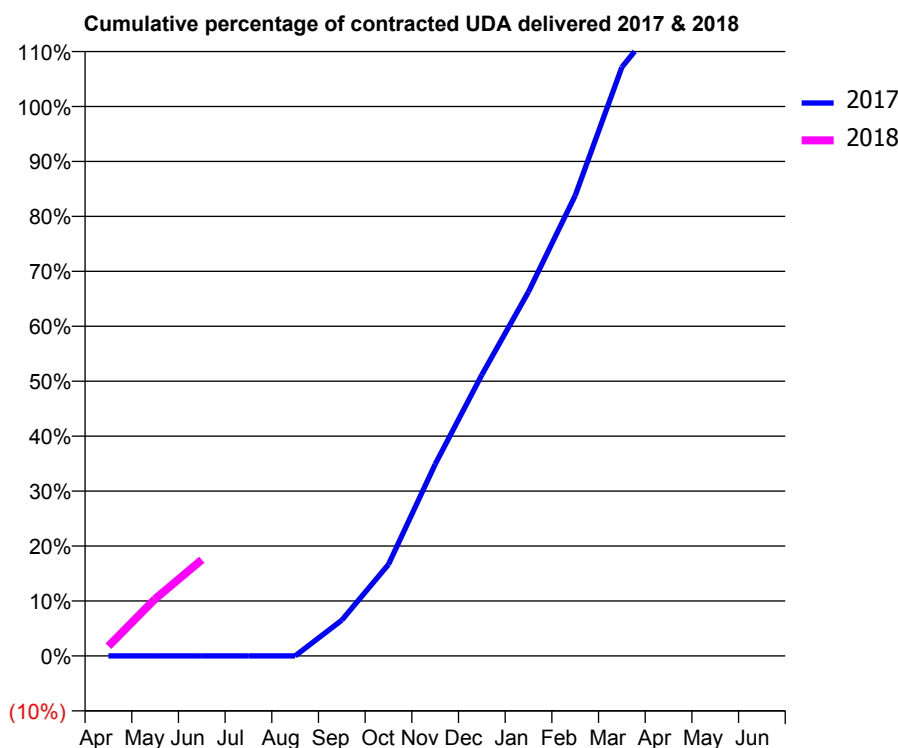
17/18 Contracted general activity (UDA)	13,043
Carry forward general activity (UDA)	0
17/18 Contracted orthodontic activity (UOA)	0
Carry forward orthodontic activity (UOA)	0
Baseline contract value	£337,594.70

ACCESS*

Patients seen in 24 months	Total	Change since previous quarter
Quarter ending June 2016	0	
Quarter ending September 2016	410	↑
Quarter ending December 2016	2,015	↑
Quarter ending March 2017	3,583	↑
Quarter ending June 2017	3,922	↑
Variance since June 2016	N/A	



ACTIVITY



Month	Adjusted Scheduled Activity (UDA)	
	2017	2018
April	0	233
May	0	1,352
June	0	2,285
July	0	
August	0	
September	495	
October	1,268	
November	2,654	
December	3,892	
January	5,043	
February	6,375	
March	8,153	
April	8,940	
May	8,932	
June	8,947	

QUALITY

	Quantity	Base Number	Contract	LHB	Wales
% of FP17s for the same patient ID Re-attending within 3 months - Children	24	458	5.2%	9.1%	11.2%
% of FP17s for the same patient ID Re-attending within 3 months - Adults	165	1,125	14.7%	15.9%	16.4%
% of FP17s for the same patient ID Re-attending between 3 & 9 months - Children	265	458	57.9%	56.3%	58.1%
% of FP17s for the same patient ID Re-attending between 3 & 9 months - Adults	610	1,125	54.2%	54.2%	54.8%
% of FP17s for Band 1 Urgent Courses	68	1,232	5.5%	10.0%	9.2%
% of FP17s Relating to Free Repair or Replacements	17	1,232	1.4%	0.8%	0.8%
% of FP17s Relating to Continuations	3	1,232	0.2%	0.8%	0.9%
% of Patients satisfied with the dentistry they have received	23	24	95.8%	92.4%	92.1%
% of Patients satisfied with the time they had to wait for an appointment	23	24	95.8%	88.9%	87.5%

* This is based on patients treated on this contract for their most recent course of treatment. Figures in italics indicate the base number of FP17s or Patient Questionnaire responses are less than 100. N/A is shown where the base number of responses is less than 10 during the period. % is calculated as Quantity/Base number*100

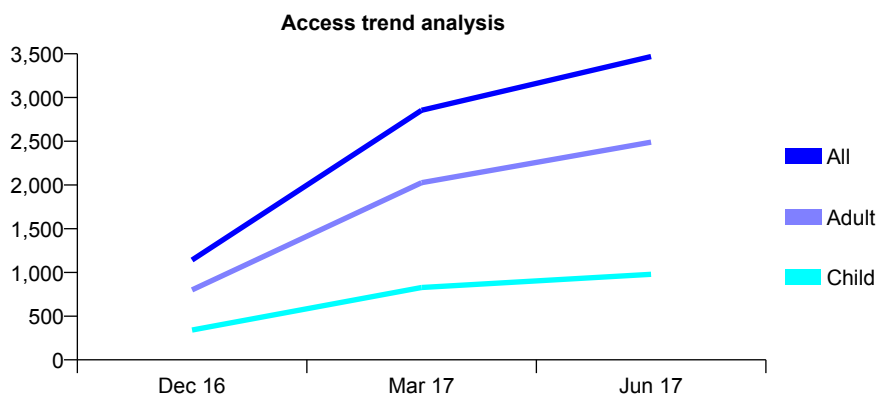
7A4 - Vital Signs At a Glance Contract Report for 100224/0000 - June 2017

Name or company name	Gwena Ltd
Contract type name	PDS Contract
Purpose of contract	General
Contract start date	01/11/2016
Contract end date	13/10/2026

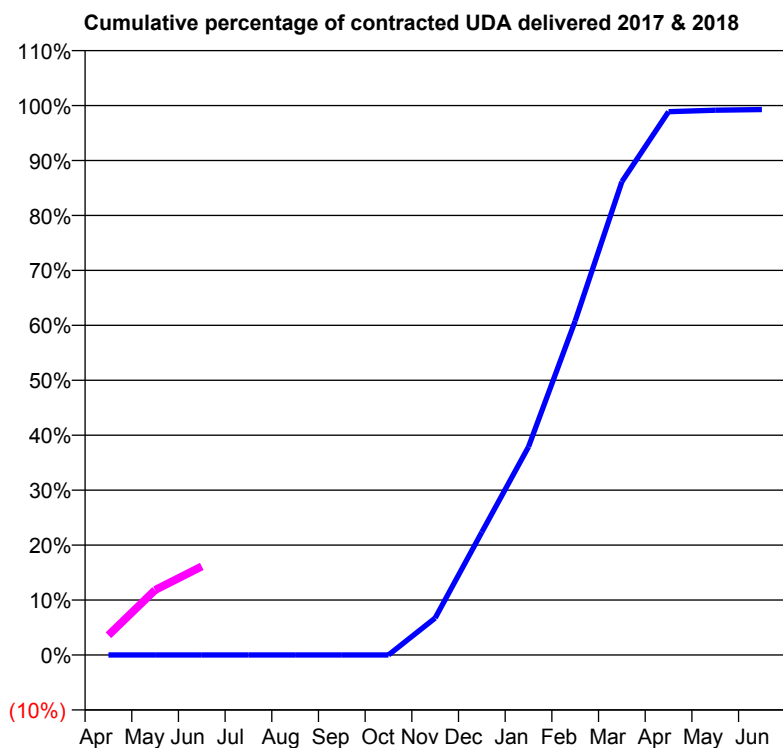
17/18 Contracted general activity (UDA)	16,962
Carry forward general activity (UDA)	0
17/18 Contracted orthodontic activity (UOA)	0
Carry forward orthodontic activity (UOA)	0
Baseline contract value	£425,329.73

ACCESS*

Patients seen in 24 months	Total	Change since previous quarter
Quarter ending June 2016	0	
Quarter ending September 2016	0	
Quarter ending December 2016	1,141	↑
Quarter ending March 2017	2,854	↑
Quarter ending June 2017	3,468	↑
Variance since June 2016	N/A	



ACTIVITY



Month	Adjusted Scheduled Activity (UDA)	
	2017	2018
April	0	610
May	0	2,008
June	0	2,737
July	0	
August	0	
September	0	
October	0	
November	476	
December	1,580	
January	2,679	
February	4,298	
March	6,088	
April	6,989	
May	7,007	
June	7,017	

QUALITY

	Quantity	Base Number	Contract	LHB	Wales
% of FP17s for the same patient ID Re-attending within 3 months - Children	26	376	6.9%	9.1%	11.2%
% of FP17s for the same patient ID Re-attending within 3 months - Adults	143	1,029	13.9%	15.9%	16.4%
% of FP17s for the same patient ID Re-attending between 3 & 9 months - Children	141	376	37.5%	56.3%	58.1%
% of FP17s for the same patient ID Re-attending between 3 & 9 months - Adults	332	1,029	32.3%	54.2%	54.8%
% of FP17s for Band 1 Urgent Courses	76	1,138	6.7%	10.0%	9.2%
% of FP17s Relating to Free Repair or Replacements	8	1,138	0.7%	0.8%	0.8%
% of FP17s Relating to Continuations	2	1,138	0.2%	0.8%	0.9%
% of Patients satisfied with the dentistry they have received	12	12	100.0%	92.4%	92.1%
% of Patients satisfied with the time they had to wait for an appointment	12	12	100.0%	88.9%	87.5%

* This is based on patients treated on this contract for their most recent course of treatment. Figures in italics indicate the base number of FP17s or Patient Questionnaire responses are less than 100. N/A is shown where the base number of responses is less than 10 during the period. % is calculated as Quantity/Base number*100

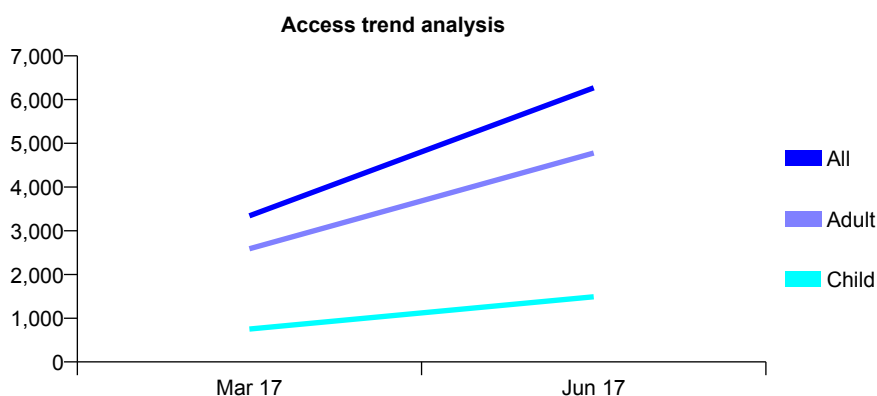
7A4 - Vital Signs At a Glance Contract Report for 100258/0000 - June 2017

Name or company name	Rodericks (Wales) Ltd
Contract type name	GDS Contract
Purpose of contract	General
Contract start date	01/01/2017
Contract end date	

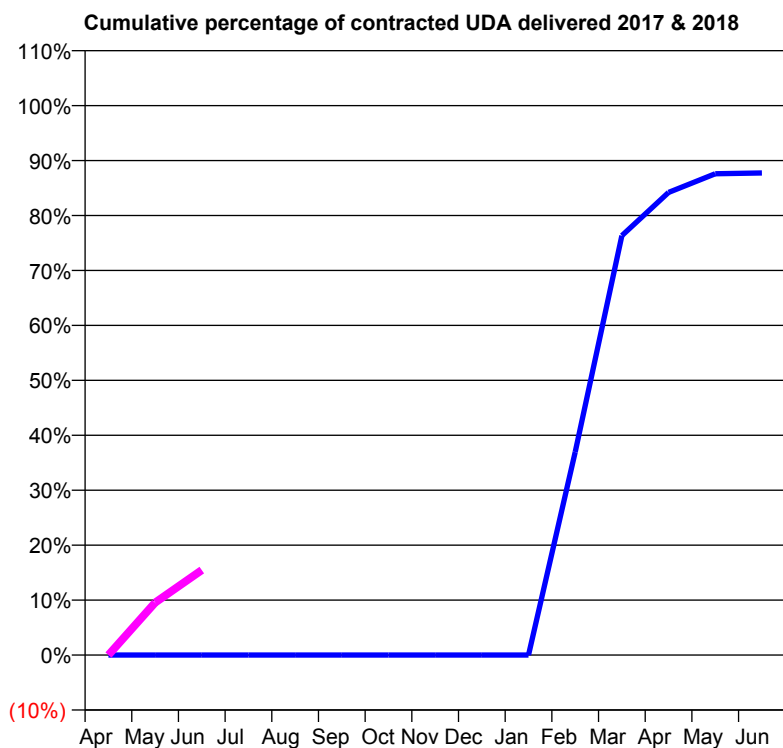
17/18 Contracted general activity (UDA)	34,629
Carry forward general activity (UDA)	0
17/18 Contracted orthodontic activity (UOA)	0
Carry forward orthodontic activity (UOA)	0
Baseline contract value	£900,737.29

ACCESS*

Patients seen in 24 months	Total	Change since previous quarter
Quarter ending June 2016	0	
Quarter ending September 2016	0	
Quarter ending December 2016	0	
Quarter ending March 2017	3,340	
Quarter ending June 2017	6,268	↑
Variance since June 2016	N/A	



ACTIVITY



Month	Adjusted Scheduled Activity (UDA)	
	2017	2018
April	0	0
May	0	3,306
June	0	5,353
July	0	
August	0	
September	0	
October	0	
November	0	
December	0	
January	0	
February	3,198	
March	6,608	
April	7,289	
May	7,582	
June	7,596	

QUALITY

	Quantity	Base Number	Contract	LHB	Wales
% of FP17s for the same patient ID Re-attending within 3 months - Children	55	750	7.3%	9.1%	11.2%
% of FP17s for the same patient ID Re-attending within 3 months - Adults	436	2,657	16.4%	15.9%	16.4%
% of FP17s for the same patient ID Re-attending between 3 & 9 months - Children	25	750	3.3%	56.3%	58.1%
% of FP17s for the same patient ID Re-attending between 3 & 9 months - Adults	193	2,657	7.3%	54.2%	54.8%
% of FP17s for Band 1 Urgent Courses	350	2,860	12.2%	10.0%	9.2%
% of FP17s Relating to Free Repair or Replacements	22	2,860	0.8%	0.8%	0.8%
% of FP17s Relating to Continuations	20	2,860	0.7%	0.8%	0.9%
% of Patients satisfied with the dentistry they have received	3	5	N/A	92.4%	92.1%
% of Patients satisfied with the time they had to wait for an appointment	4	5	N/A	88.9%	87.5%

* This is based on patients treated on this contract for their most recent course of treatment. Figures in italics indicate the base number of FP17s or Patient Questionnaire responses are less than 100. N/A is shown where the base number of responses is less than 10 during the period. % is calculated as Quantity/Base number*100

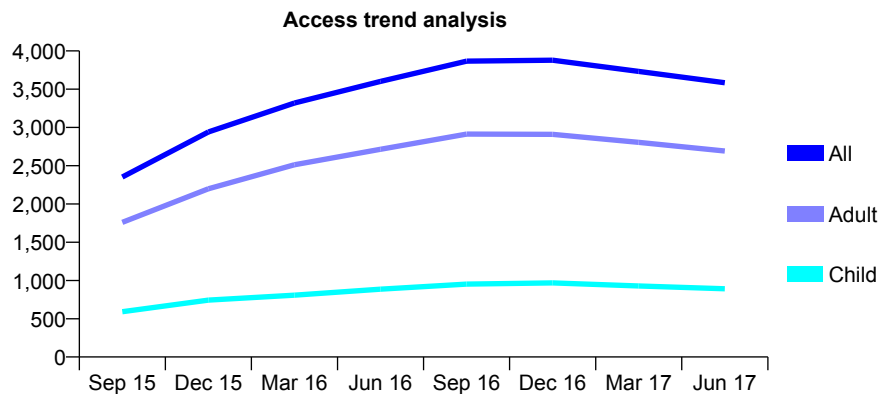
7A4 - Vital Signs At a Glance Contract Report for 101338/0151 - June 2017

Name or company name	Whitecross Dental Care Limited
Contract type name	GDS Contract
Purpose of contract	General
Contract start date	01/11/2014
Contract end date	

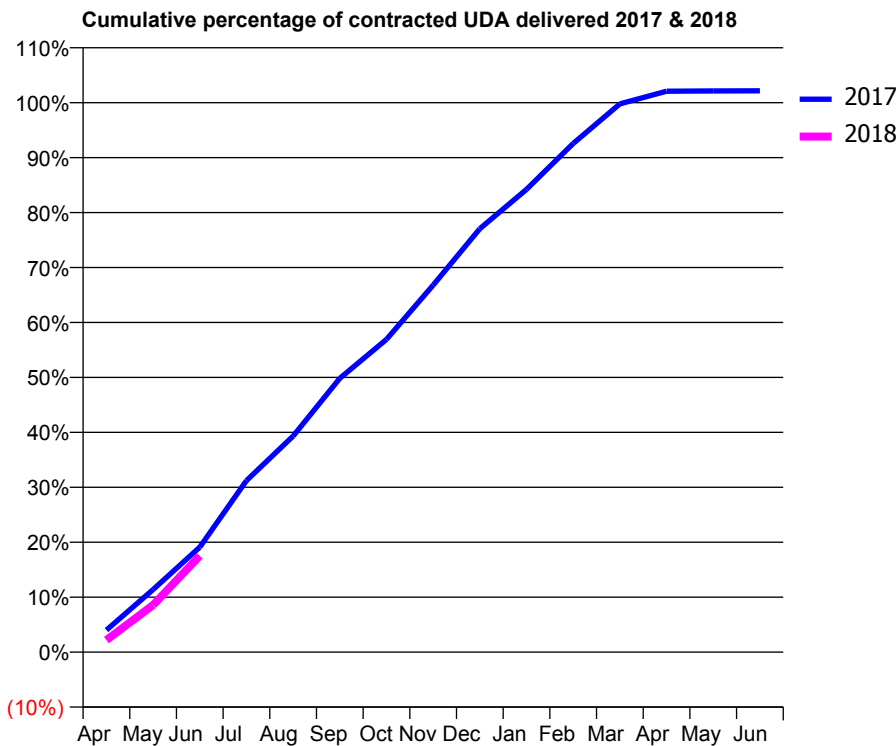
17/18 Contracted general activity (UDA)	11,700
Carry forward general activity (UDA)	0
17/18 Contracted orthodontic activity (UOA)	0
Carry forward orthodontic activity (UOA)	0
Baseline contract value	£285,181.43

ACCESS*

Patients seen in 24 months	Total	Change since previous quarter
Quarter ending June 2016	3,601	
Quarter ending September 2016	3,867	↑
Quarter ending December 2016	3,879	→
Quarter ending March 2017	3,733	↓
Quarter ending June 2017	3,584	↓
Variance since June 2016	(0.5%)	→



ACTIVITY



Month	Adjusted Scheduled Activity (UDA)	
	2017	2018
April	470	258
May	1,334	1,004
June	2,235	2,050
July	3,652	
August	4,600	
September	5,829	
October	6,660	
November	7,816	
December	9,015	
January	9,853	
February	10,829	
March	11,672	
April	11,944	
May	11,949	
June	11,952	

QUALITY

	Quantity	Base Number	Contract	LHB	Wales
% of FP17s for the same patient ID Re-attending within 3 months - Children	6	234	2.6%	9.1%	11.2%
% of FP17s for the same patient ID Re-attending within 3 months - Adults	42	718	5.8%	15.9%	16.4%
% of FP17s for the same patient ID Re-attending between 3 & 9 months - Children	140	234	59.8%	56.3%	58.1%
% of FP17s for the same patient ID Re-attending between 3 & 9 months - Adults	479	718	66.7%	54.2%	54.8%
% of FP17s for Band 1 Urgent Courses	21	826	2.5%	10.0%	9.2%
% of FP17s Relating to Free Repair or Replacements	7	826	0.8%	0.8%	0.8%
% of FP17s Relating to Continuations	2	826	0.2%	0.8%	0.9%
% of Patients satisfied with the dentistry they have received	18	20	90.0%	92.4%	92.1%
% of Patients satisfied with the time they had to wait for an appointment	13	20	65.0%	88.9%	87.5%

* This is based on patients treated on this contract for their most recent course of treatment. Figures in italics indicate the base number of FP17s or Patient Questionnaire responses are less than 100. N/A is shown where the base number of responses is less than 10 during the period. % is calculated as Quantity/Base number*100

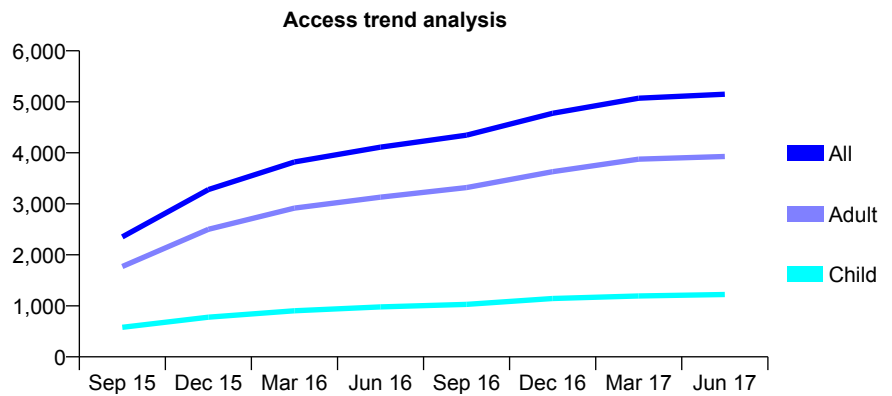
7A4 - Vital Signs At a Glance Contract Report for 101338/0152 - June 2017

Name or company name	Whitecross Dental Care Limited
Contract type name	GDS Contract
Purpose of contract	General
Contract start date	01/04/2015
Contract end date	

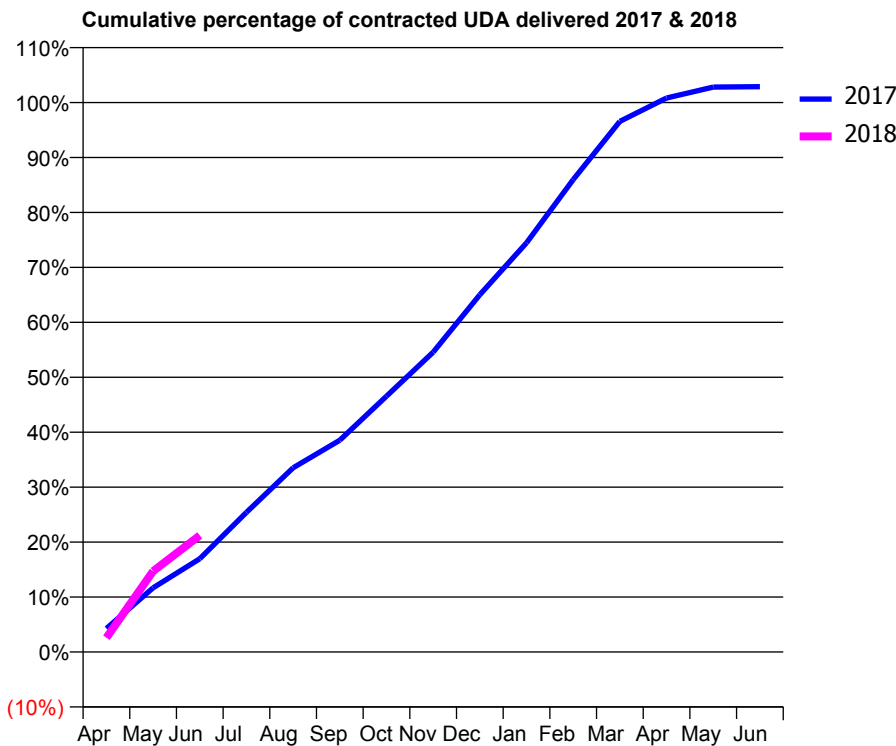
17/18 Contracted general activity (UDA)	13,434
Carry forward general activity (UDA)	0
17/18 Contracted orthodontic activity (UOA)	0
Carry forward orthodontic activity (UOA)	0
Baseline contract value	£351,669.40

ACCESS*

Patients seen in 24 months	Total	Change since previous quarter
Quarter ending June 2016	4,110	
Quarter ending September 2016	4,347	↑
Quarter ending December 2016	4,775	↑
Quarter ending March 2017	5,070	↑
Quarter ending June 2017	5,150	→
Variance since June 2016	25.3%	↑



ACTIVITY



Month	Adjusted Scheduled Activity (UDA)	
	2017	2018
April	575	349
May	1,569	1,979
June	2,281	2,852
July	3,413	
August	4,504	
September	5,180	
October	6,254	
November	7,329	
December	8,737	
January	10,005	
February	11,549	
March	12,974	
April	13,544	
May	13,811	
June	13,820	

QUALITY

	Quantity	Base Number	Contract	LHB	Wales
% of FP17s for the same patient ID Re-attending within 3 months - Children	22	398	5.5%	9.1%	11.2%
% of FP17s for the same patient ID Re-attending within 3 months - Adults	91	1,131	8.0%	15.9%	16.4%
% of FP17s for the same patient ID Re-attending between 3 & 9 months - Children	136	398	34.2%	56.3%	58.1%
% of FP17s for the same patient ID Re-attending between 3 & 9 months - Adults	424	1,131	37.5%	54.2%	54.8%
% of FP17s for Band 1 Urgent Courses	57	1,180	4.8%	10.0%	9.2%
% of FP17s Relating to Free Repair or Replacements	3	1,180	0.3%	0.8%	0.8%
% of FP17s Relating to Continuations	7	1,180	0.6%	0.8%	0.9%
% of Patients satisfied with the dentistry they have received	12	13	92.3%	92.4%	92.1%
% of Patients satisfied with the time they had to wait for an appointment	12	13	92.3%	88.9%	87.5%

* This is based on patients treated on this contract for their most recent course of treatment. Figures in italics indicate the base number of FP17s or Patient Questionnaire responses are less than 100. N/A is shown where the base number of responses is less than 10 during the period. % is calculated as Quantity/Base number*100

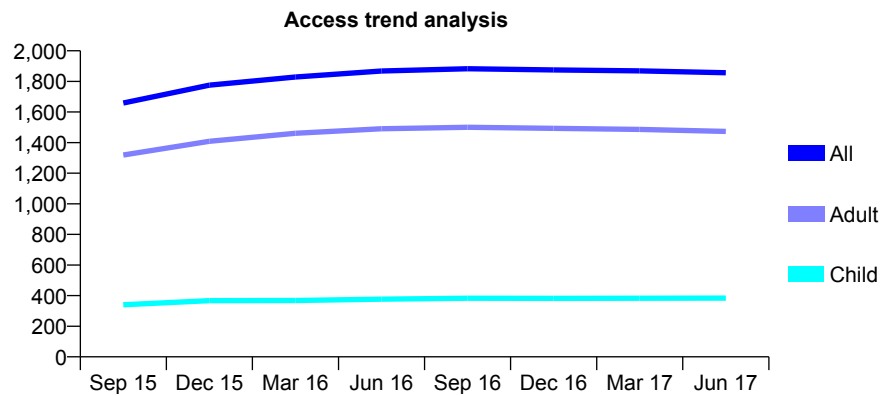
7A4 - Vital Signs At a Glance Contract Report for 104272/0001 - June 2017

Name or company name	Dragon Tears Limited
Contract type name	GDS Contract
Purpose of contract	General
Contract start date	01/07/2014
Contract end date	

17/18 Contracted general activity (UDA)	6,026
Carry forward general activity (UDA)	0
17/18 Contracted orthodontic activity (UOA)	0
Carry forward orthodontic activity (UOA)	0
Baseline contract value	£155,284.21

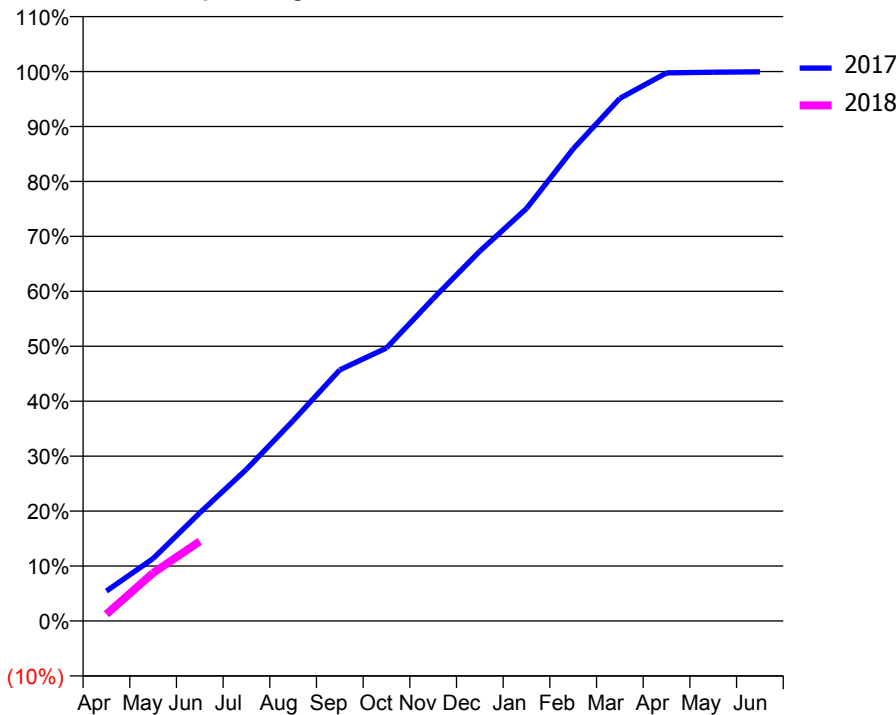
ACCESS*

Patients seen in 24 months	Total	Change since previous quarter
Quarter ending June 2016	1,868	
Quarter ending September 2016	1,883	→
Quarter ending December 2016	1,875	→
Quarter ending March 2017	1,869	→
Quarter ending June 2017	1,857	→
Variance since June 2016	(0.6%)	→



ACTIVITY

Cumulative percentage of contracted UDA delivered 2017 & 2018



Month	Adjusted Scheduled Activity (UDA)	
	2017	2018
April	328	75
May	686	528
June	1,187	873
July	1,663	
August	2,197	
September	2,755	
October	2,994	
November	3,535	
December	4,055	
January	4,524	
February	5,177	
March	5,732	
April	6,011	
May	6,018	
June	6,023	

QUALITY

	Quantity	Base Number	Contract	LHB	Wales
% of FP17s for the same patient ID Re-attending within 3 months - Children	8	117	6.8%	9.1%	11.2%
% of FP17s for the same patient ID Re-attending within 3 months - Adults	93	472	19.7%	15.9%	16.4%
% of FP17s for the same patient ID Re-attending between 3 & 9 months - Children	61	117	52.1%	56.3%	58.1%
% of FP17s for the same patient ID Re-attending between 3 & 9 months - Adults	250	472	53.0%	54.2%	54.8%
% of FP17s for Band 1 Urgent Courses	67	476	14.1%	10.0%	9.2%
% of FP17s Relating to Free Repair or Replacements	2	476	0.4%	0.8%	0.8%
% of FP17s Relating to Continuations	4	476	0.8%	0.8%	0.9%
% of Patients satisfied with the dentistry they have received	15	17	88.2%	92.4%	92.1%
% of Patients satisfied with the time they had to wait for an appointment	13	17	76.5%	88.9%	87.5%

* This is based on patients treated on this contract for their most recent course of treatment. Figures in italics indicate the base number of FP17s or Patient Questionnaire responses are less than 100. N/A is shown where the base number of responses is less than 10 during the period. % is calculated as Quantity/Base number*100

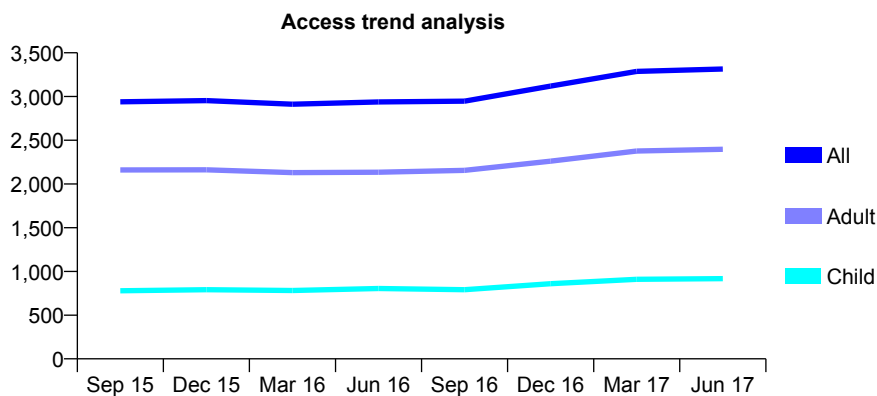
7A4 - Vital Signs At a Glance Contract Report for 105015/0001 - June 2017

Name or company name	Colchester Dental Surgery Limited
Contract type name	GDS Contract
Purpose of contract	General
Contract start date	01/06/2011
Contract end date	

17/18 Contracted general activity (UDA)	8,429
Carry forward general activity (UDA)	0
17/18 Contracted orthodontic activity (UOA)	0
Carry forward orthodontic activity (UOA)	0
Baseline contract value	£185,240.80

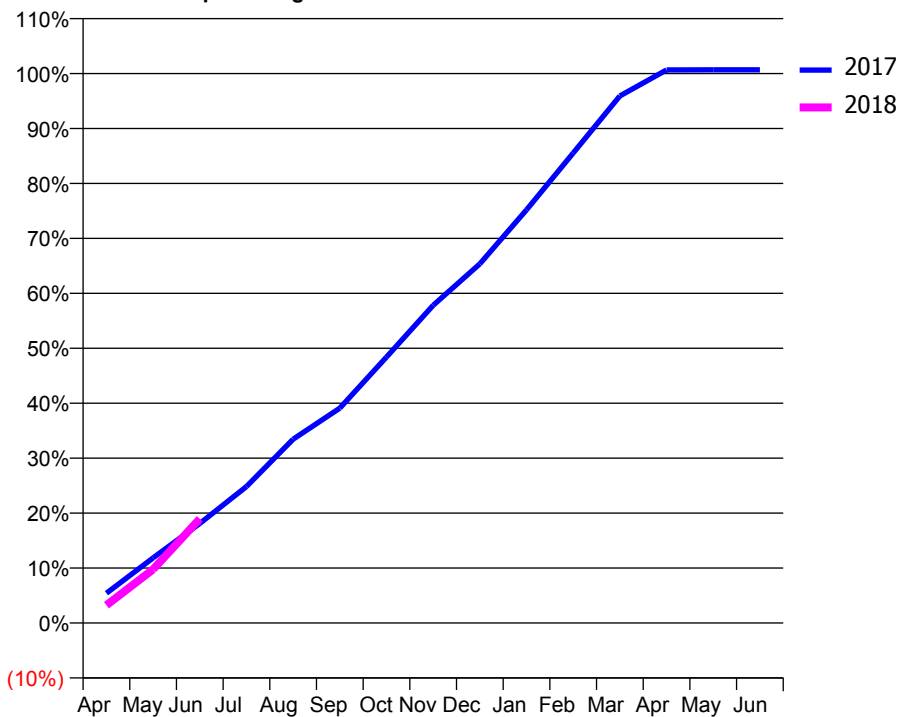
ACCESS*

Patients seen in 24 months	Total	Change since previous quarter
Quarter ending June 2016	2,938	
Quarter ending September 2016	2,947	→
Quarter ending December 2016	3,120	↑
Quarter ending March 2017	3,287	↑
Quarter ending June 2017	3,314	→
Variance since June 2016	12.8%	↑



ACTIVITY

Cumulative percentage of contracted UDA delivered 2017 & 2018



Month	Adjusted Scheduled Activity (UDA)	
	2017	2018
April	458	273
May	1,000	823
June	1,527	1,598
July	2,094	
August	2,819	
September	3,296	
October	4,079	
November	4,874	
December	5,509	
January	6,338	
February	7,208	
March	8,084	
April	8,483	
May	8,485	
June	8,486	

QUALITY

	Quantity	Base Number	Contract	LHB	Wales
% of FP17s for the same patient ID Re-attending within 3 months - Children	25	359	7.0%	9.1%	11.2%
% of FP17s for the same patient ID Re-attending within 3 months - Adults	125	896	14.0%	15.9%	16.4%
% of FP17s for the same patient ID Re-attending between 3 & 9 months - Children	239	359	66.6%	56.3%	58.1%
% of FP17s for the same patient ID Re-attending between 3 & 9 months - Adults	572	896	63.8%	54.2%	54.8%
% of FP17s for Band 1 Urgent Courses	71	1,030	6.9%	10.0%	9.2%
% of FP17s Relating to Free Repair or Replacements	1	1,030	0.1%	0.8%	0.8%
% of FP17s Relating to Continuations	0	1,030	0.0%	0.8%	0.9%
% of Patients satisfied with the dentistry they have received	7	8	N/A	92.4%	92.1%
% of Patients satisfied with the time they had to wait for an appointment	6	8	N/A	88.9%	87.5%

* This is based on patients treated on this contract for their most recent course of treatment. Figures in italics indicate the base number of FP17s or Patient Questionnaire responses are less than 100. N/A is shown where the base number of responses is less than 10 during the period. % is calculated as Quantity/Base number*100

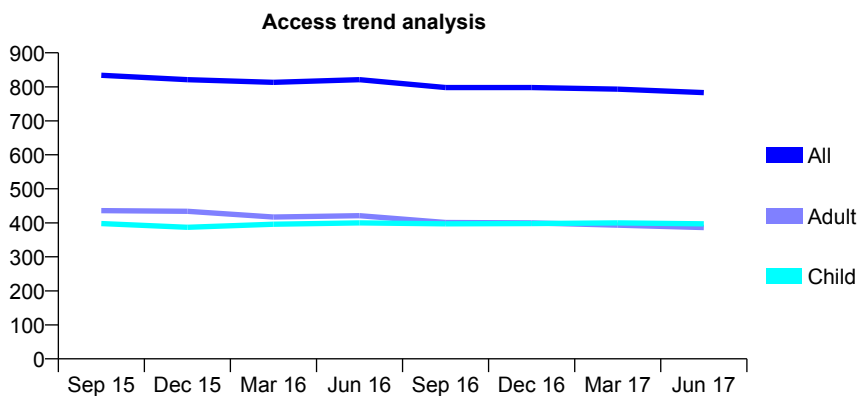
7A4 - Vital Signs At a Glance Contract Report for 107107/0001 - June 2017

Name or company name	Jenkins Locum & Administration Services L
Contract type name	GDS Contract
Purpose of contract	General
Contract start date	01/07/2007
Contract end date	

17/18 Contracted general activity (UDA)	2,372
Carry forward general activity (UDA)	0
17/18 Contracted orthodontic activity (UOA)	0
Carry forward orthodontic activity (UOA)	0
Baseline contract value	£59,281.24

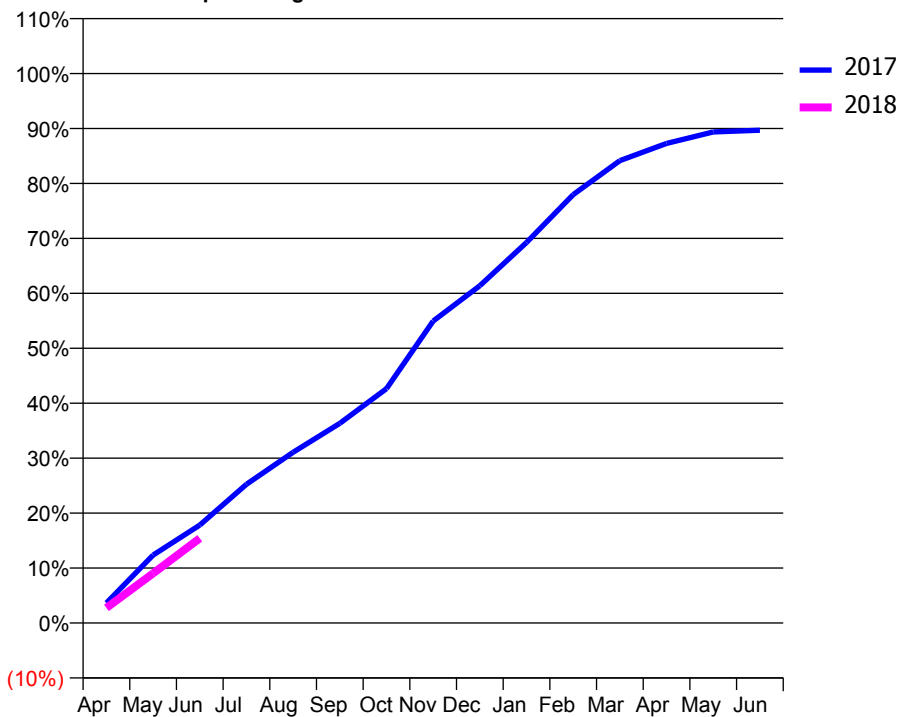
ACCESS*

Patients seen in 24 months	Total	Change since previous quarter
Quarter ending June 2016	821	
Quarter ending September 2016	798	↓
Quarter ending December 2016	798	→
Quarter ending March 2017	793	→
Quarter ending June 2017	783	↓
Variance since June 2016	(4.6%)	↓



ACTIVITY

Cumulative percentage of contracted UDA delivered 2017 & 2018



Month	Adjusted Scheduled Activity (UDA)	
	2017	2018
April	93	65
May	314	215
June	454	366
July	642	
August	791	
September	924	
October	1,085	
November	1,398	
December	1,561	
January	1,762	
February	1,983	
March	2,141	
April	2,221	
May	2,274	
June	2,282	

QUALITY

	Quantity	Base Number	Contract	LHB	Wales
% of FP17s for the same patient ID Re-attending within 3 months - Children	13	187	7.0%	9.1%	11.2%
% of FP17s for the same patient ID Re-attending within 3 months - Adults	27	131	20.6%	15.9%	16.4%
% of FP17s for the same patient ID Re-attending between 3 & 9 months - Children	123	187	65.8%	56.3%	58.1%
% of FP17s for the same patient ID Re-attending between 3 & 9 months - Adults	59	131	45.0%	54.2%	54.8%
% of FP17s for Band 1 Urgent Courses	18	233	7.7%	10.0%	9.2%
% of FP17s Relating to Free Repair or Replacements	0	233	0.0%	0.8%	0.8%
% of FP17s Relating to Continuations	1	233	0.4%	0.8%	0.9%
% of Patients satisfied with the dentistry they have received	4	5	N/A	92.4%	92.1%
% of Patients satisfied with the time they had to wait for an appointment	4	5	N/A	88.9%	87.5%

* This is based on patients treated on this contract for their most recent course of treatment. Figures in italics indicate the base number of FP17s or Patient Questionnaire responses are less than 100. N/A is shown where the base number of responses is less than 10 during the period. % is calculated as Quantity/Base number*100

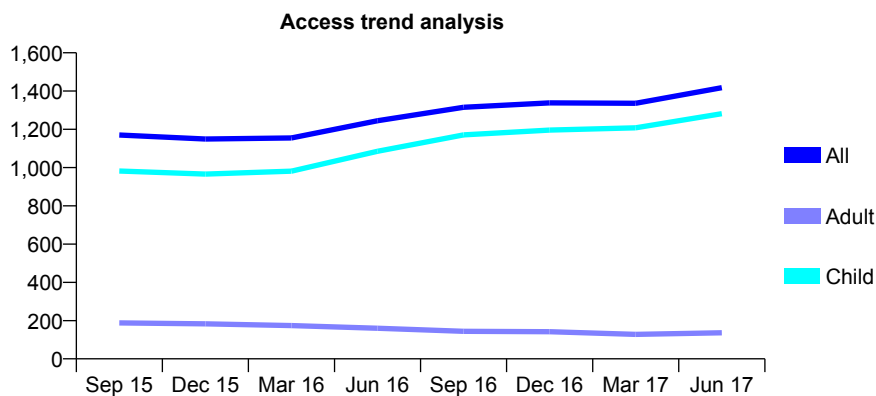
7A4 - Vital Signs At a Glance Contract Report for 108014/0001 - June 2017

Name or company name	Smiles Studio Penarth Ltd
Contract type name	GDS Contract
Purpose of contract	General
Contract start date	01/01/2012
Contract end date	

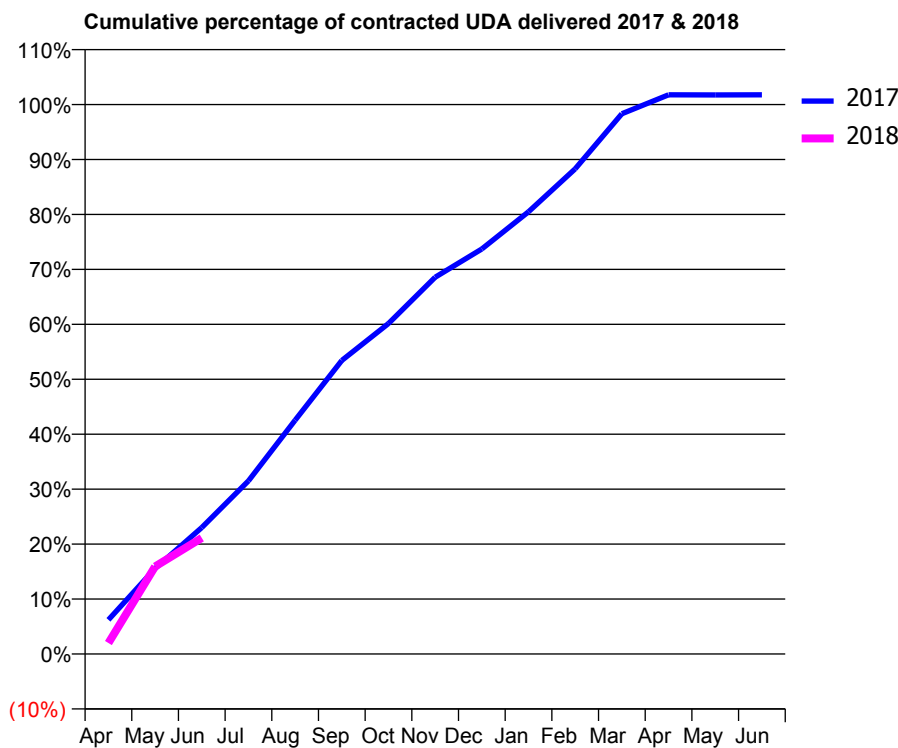
17/18 Contracted general activity (UDA)	2,750
Carry forward general activity (UDA)	0
17/18 Contracted orthodontic activity (UOA)	0
Carry forward orthodontic activity (UOA)	0
Baseline contract value	£69,657.64

ACCESS*

Patients seen in 24 months	Total	Change since previous quarter
Quarter ending June 2016	1,245	
Quarter ending September 2016	1,315	↑
Quarter ending December 2016	1,338	→
Quarter ending March 2017	1,336	→
Quarter ending June 2017	1,418	↑
Variance since June 2016	13.9%	↑



ACTIVITY



Month	Adjusted Scheduled Activity (UDA)	
	2017	2018
April	171	55
May	428	438
June	633	581
July	866	
August	1,170	
September	1,469	
October	1,654	
November	1,886	
December	2,027	
January	2,213	
February	2,428	
March	2,704	
April	2,799	
May	2,798	
June	2,799	

QUALITY

	Quantity	Base Number	Contract	LHB	Wales
% of FP17s for the same patient ID Re-attending within 3 months - Children	41	502	8.2%	9.1%	11.2%
% of FP17s for the same patient ID Re-attending within 3 months - Adults	2	14	14.3%	15.9%	16.4%
% of FP17s for the same patient ID Re-attending between 3 & 9 months - Children	292	502	58.2%	56.3%	58.1%
% of FP17s for the same patient ID Re-attending between 3 & 9 months - Adults	5	14	35.7%	54.2%	54.8%
% of FP17s for Band 1 Urgent Courses	26	438	5.9%	10.0%	9.2%
% of FP17s Relating to Free Repair or Replacements	0	438	0.0%	0.8%	0.8%
% of FP17s Relating to Continuations	0	438	0.0%	0.8%	0.9%
% of Patients satisfied with the dentistry they have received	2	3	N/A	92.4%	92.1%
% of Patients satisfied with the time they had to wait for an appointment	2	3	N/A	88.9%	87.5%

* This is based on patients treated on this contract for their most recent course of treatment. Figures in italics indicate the base number of FP17s or Patient Questionnaire responses are less than 100. N/A is shown where the base number of responses is less than 10 during the period. % is calculated as Quantity/Base number*100

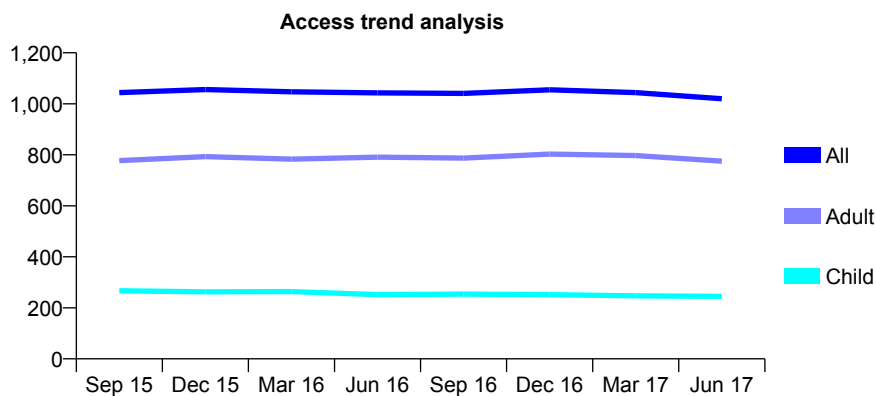
7A4 - Vital Signs At a Glance Contract Report for 108200/0002 - June 2017

Name or company name	Cardiff & Vale University Health Board
Contract type name	PDS Contract
Purpose of contract	General
Contract start date	01/04/2006
Contract end date	

17/18 Contracted general activity (UDA)	2,192
Carry forward general activity (UDA)	0
17/18 Contracted orthodontic activity (UOA)	0
Carry forward orthodontic activity (UOA)	0
Baseline contract value	£53,391.16

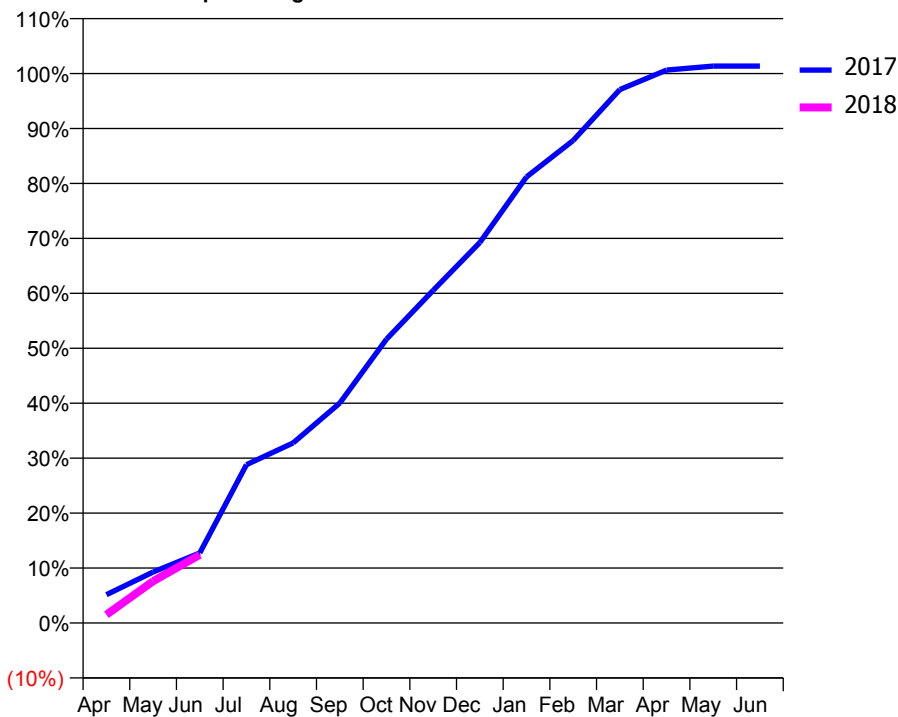
ACCESS*

Patients seen in 24 months	Total	Change since previous quarter
Quarter ending June 2016	1,043	
Quarter ending September 2016	1,041	→
Quarter ending December 2016	1,055	→
Quarter ending March 2017	1,044	↓
Quarter ending June 2017	1,020	↓
Variance since June 2016	(2.2%)	↓



ACTIVITY

Cumulative percentage of contracted UDA delivered 2017 & 2018



Adjusted Scheduled Activity (UDA)

Month	2017	2018
April	113	33
May	203	167
June	280	272
July	632	
August	718	
September	877	
October	1,132	
November	1,327	
December	1,518	
January	1,779	
February	1,925	
March	2,128	
April	2,206	
May	2,222	
June	2,222	

QUALITY

	Quantity	Base Number	Contract	LHB	Wales
% of FP17s for the same patient ID Re-attending within 3 months - Children	4	52	7.7%	9.1%	11.2%
% of FP17s for the same patient ID Re-attending within 3 months - Adults	12	152	7.9%	15.9%	16.4%
% of FP17s for the same patient ID Re-attending between 3 & 9 months - Children	26	52	50.0%	56.3%	58.1%
% of FP17s for the same patient ID Re-attending between 3 & 9 months - Adults	70	152	46.1%	54.2%	54.8%
% of FP17s for Band 1 Urgent Courses	21	159	13.2%	10.0%	9.2%
% of FP17s Relating to Free Repair or Replacements	0	159	0.0%	0.8%	0.8%
% of FP17s Relating to Continuations	1	159	0.6%	0.8%	0.9%
% of Patients satisfied with the dentistry they have received	2	2	N/A	92.4%	92.1%
% of Patients satisfied with the time they had to wait for an appointment	1	2	N/A	88.9%	87.5%

* This is based on patients treated on this contract for their most recent course of treatment. Figures in italics indicate the base number of FP17s or Patient Questionnaire responses are less than 100. N/A is shown where the base number of responses is less than 10 during the period. % is calculated as Quantity/Base number*100

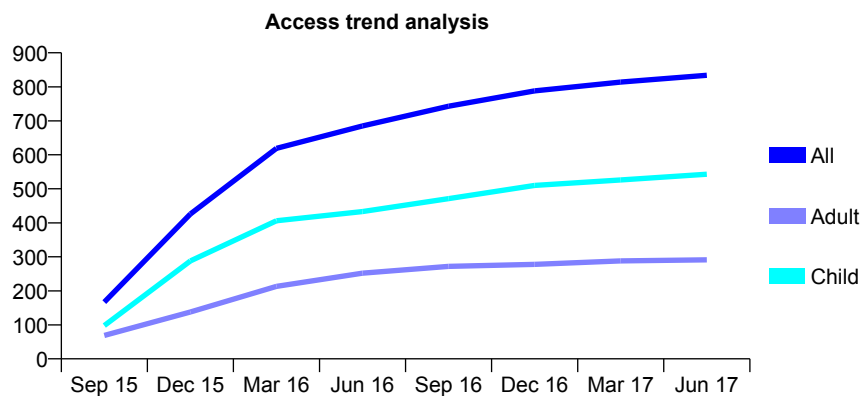
7A4 - Vital Signs At a Glance Contract Report for 112615/0001 - June 2017

Name or company name	Moorcastle Ltd
Contract type name	GDS Contract
Purpose of contract	General
Contract start date	01/08/2015
Contract end date	

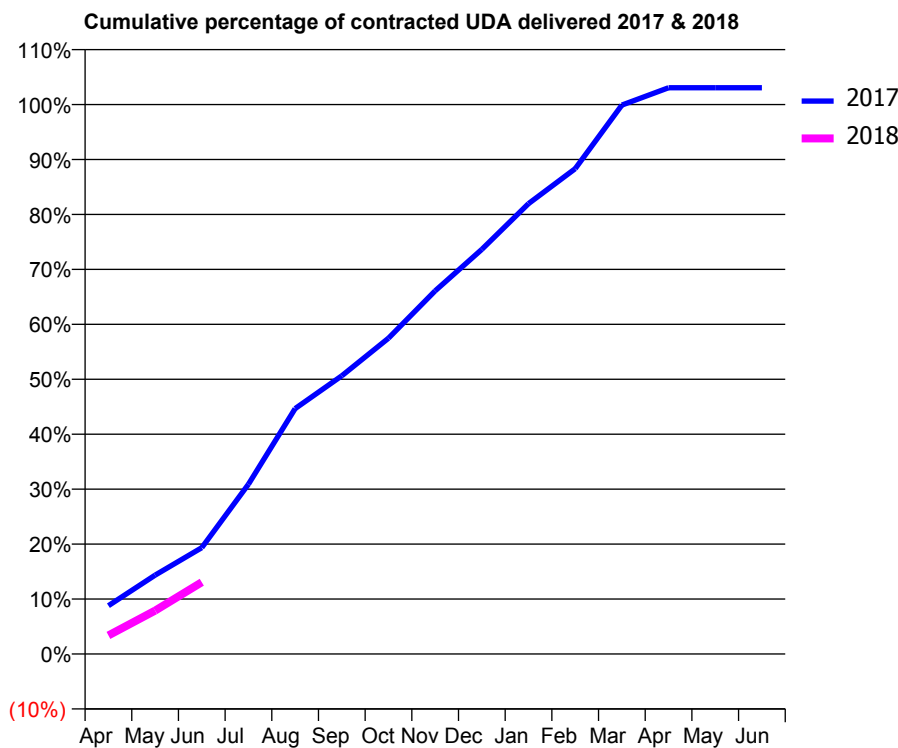
17/18 Contracted general activity (UDA)	2,144
Carry forward general activity (UDA)	0
17/18 Contracted orthodontic activity (UOA)	0
Carry forward orthodontic activity (UOA)	0
Baseline contract value	£53,207.56

ACCESS*

Patients seen in 24 months	Total	Change since previous quarter
Quarter ending June 2016	685	
Quarter ending September 2016	743	↑
Quarter ending December 2016	788	↑
Quarter ending March 2017	814	↑
Quarter ending June 2017	834	↑
Variance since June 2016	21.8%	↑



ACTIVITY



Month	Adjusted Scheduled Activity (UDA)	
	2017	2018
April	189	72
May	308	169
June	415	280
July	663	
August	958	
September	1,086	
October	1,232	
November	1,417	
December	1,579	
January	1,757	
February	1,894	
March	2,142	
April	2,209	
May	2,209	
June	2,209	

QUALITY

	Quantity	Base Number	Contract	LHB	Wales
% of FP17s for the same patient ID Re-attending within 3 months - Children	9	178	5.1%	9.1%	11.2%
% of FP17s for the same patient ID Re-attending within 3 months - Adults	7	70	10.0%	15.9%	16.4%
% of FP17s for the same patient ID Re-attending between 3 & 9 months - Children	126	178	70.8%	56.3%	58.1%
% of FP17s for the same patient ID Re-attending between 3 & 9 months - Adults	48	70	68.6%	54.2%	54.8%
% of FP17s for Band 1 Urgent Courses	10	208	4.8%	10.0%	9.2%
% of FP17s Relating to Free Repair or Replacements	0	208	0.0%	0.8%	0.8%
% of FP17s Relating to Continuations	0	208	0.0%	0.8%	0.9%
% of Patients satisfied with the dentistry they have received	1	1	N/A	92.4%	92.1%
% of Patients satisfied with the time they had to wait for an appointment	1	1	N/A	88.9%	87.5%

* This is based on patients treated on this contract for their most recent course of treatment. Figures in italics indicate the base number of FP17s or Patient Questionnaire responses are less than 100. N/A is shown where the base number of responses is less than 10 during the period. % is calculated as Quantity/Base number*100

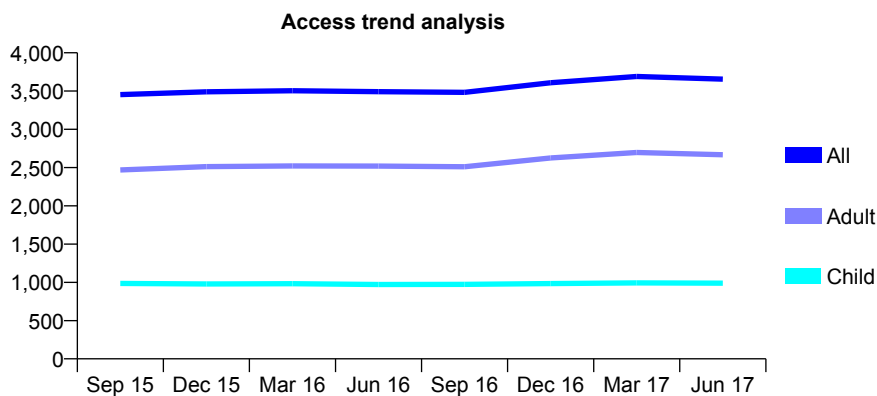
7A4 - Vital Signs At a Glance Contract Report for 114685/0001 - June 2017

Name or company name	Wilton House Services Ltd
Contract type name	GDS Contract
Purpose of contract	General
Contract start date	01/10/2009
Contract end date	

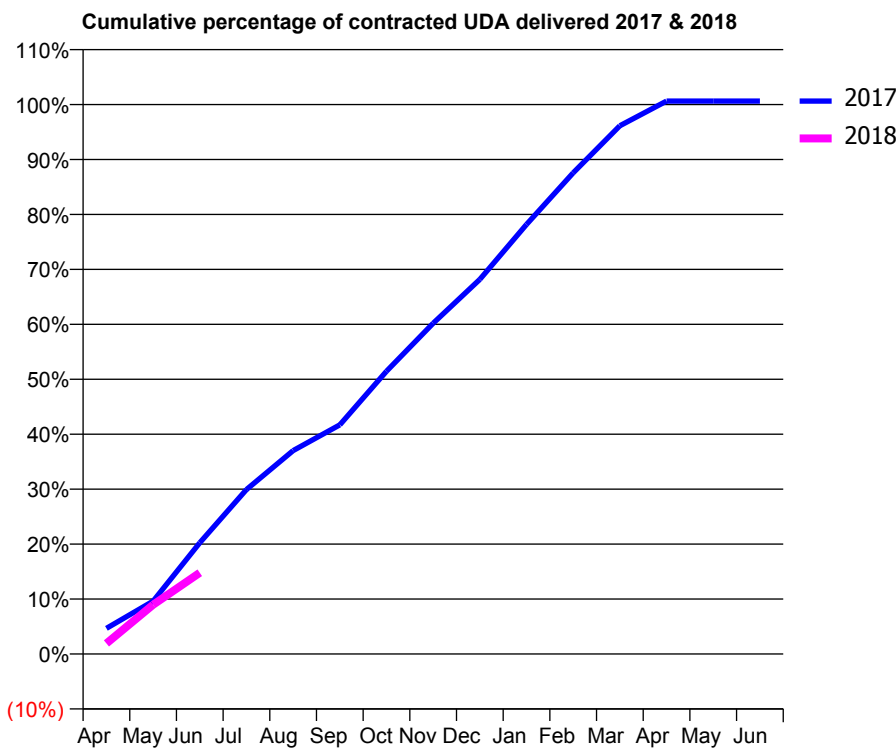
17/18 Contracted general activity (UDA)	13,500
Carry forward general activity (UDA)	0
17/18 Contracted orthodontic activity (UOA)	0
Carry forward orthodontic activity (UOA)	0
Baseline contract value	£332,296.49

ACCESS*

Patients seen in 24 months	Total	Change since previous quarter
Quarter ending June 2016	3,492	
Quarter ending September 2016	3,484	→
Quarter ending December 2016	3,609	↑
Quarter ending March 2017	3,690	↑
Quarter ending June 2017	3,656	→
Variance since June 2016	4.7%	↑



ACTIVITY



Month	Adjusted Scheduled Activity (UDA)	
	2017	2018
April	631	261
May	1,300	1,212
June	2,733	1,997
July	4,041	
August	4,998	
September	5,630	
October	6,947	
November	8,128	
December	9,203	
January	10,554	
February	11,821	
March	12,978	
April	13,585	
May	13,585	
June	13,585	

QUALITY

	Quantity	Base Number	Contract	LHB	Wales
% of FP17s for the same patient ID Re-attending within 3 months - Children	18	386	4.7%	9.1%	11.2%
% of FP17s for the same patient ID Re-attending within 3 months - Adults	223	1,034	21.6%	15.9%	16.4%
% of FP17s for the same patient ID Re-attending between 3 & 9 months - Children	279	386	72.3%	56.3%	58.1%
% of FP17s for the same patient ID Re-attending between 3 & 9 months - Adults	697	1,034	67.4%	54.2%	54.8%
% of FP17s for Band 1 Urgent Courses	131	1,137	11.5%	10.0%	9.2%
% of FP17s Relating to Free Repair or Replacements	25	1,137	2.2%	0.8%	0.8%
% of FP17s Relating to Continuations	16	1,137	1.4%	0.8%	0.9%
% of Patients satisfied with the dentistry they have received	43	46	93.5%	92.4%	92.1%
% of Patients satisfied with the time they had to wait for an appointment	45	46	97.8%	88.9%	87.5%

* This is based on patients treated on this contract for their most recent course of treatment. Figures in italics indicate the base number of FP17s or Patient Questionnaire responses are less than 100. N/A is shown where the base number of responses is less than 10 during the period. % is calculated as Quantity/Base number*100

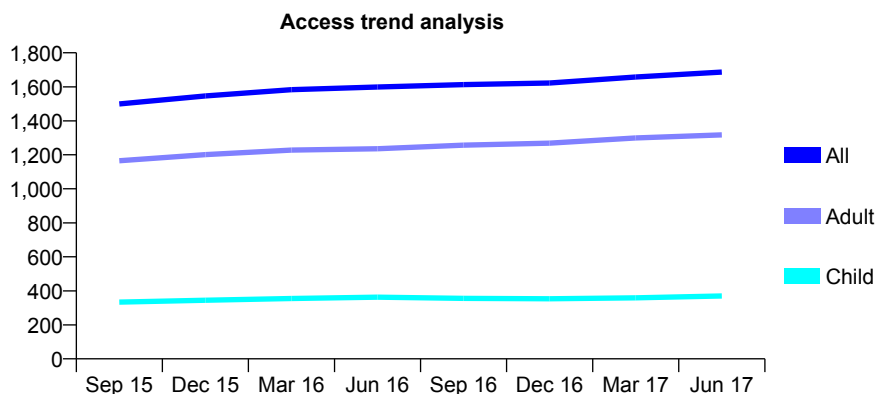
7A4 - Vital Signs At a Glance Contract Report for 121304/0001 - June 2017

Name or company name	Penarth Dental Healthcare Ltd
Contract type name	GDS Contract
Purpose of contract	General
Contract start date	01/04/2014
Contract end date	

17/18 Contracted general activity (UDA)	5,867
Carry forward general activity (UDA)	0
17/18 Contracted orthodontic activity (UOA)	0
Carry forward orthodontic activity (UOA)	0
Baseline contract value	£164,942.79

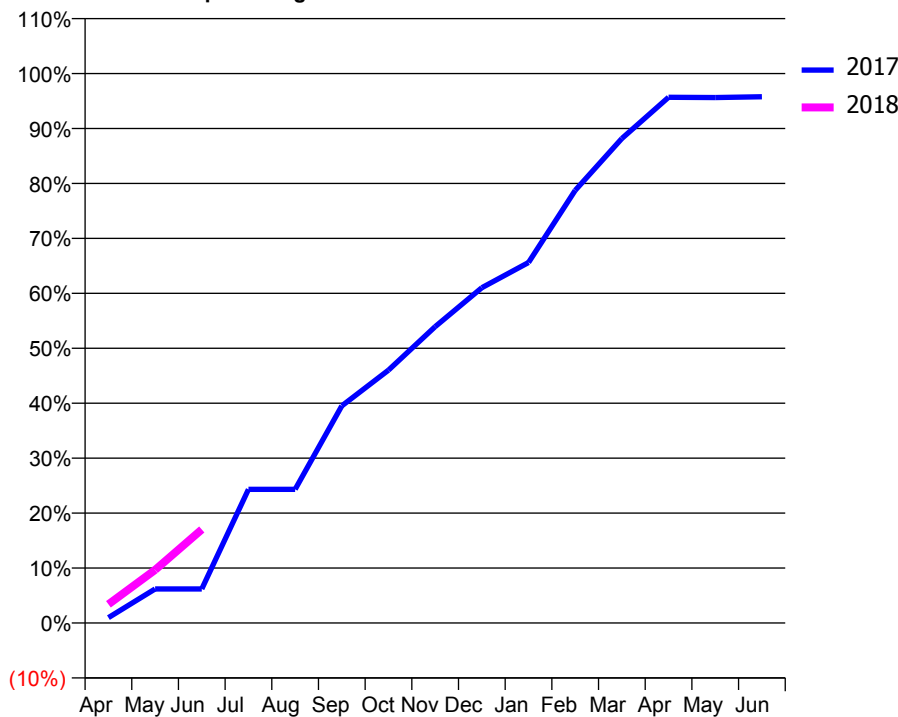
ACCESS*

Patients seen in 24 months	Total	Change since previous quarter
Quarter ending June 2016	1,599	
Quarter ending September 2016	1,613	→
Quarter ending December 2016	1,622	→
Quarter ending March 2017	1,658	↑
Quarter ending June 2017	1,687	→
Variance since June 2016	5.5%	↑



ACTIVITY

Cumulative percentage of contracted UDA delivered 2017 & 2018



Month	Adjusted Scheduled Activity (UDA)	
	2017	2018
April	57	200
May	363	568
June	363	999
July	1,427	
August	1,427	
September	2,319	
October	2,700	
November	3,164	
December	3,580	
January	3,849	
February	4,619	
March	5,173	
April	5,612	
May	5,610	
June	5,618	

QUALITY

	Quantity	Base Number	Contract	LHB	Wales
% of FP17s for the same patient ID Re-attending within 3 months - Children	2	120	1.7%	9.1%	11.2%
% of FP17s for the same patient ID Re-attending within 3 months - Adults	80	621	12.9%	15.9%	16.4%
% of FP17s for the same patient ID Re-attending between 3 & 9 months - Children	38	120	31.7%	56.3%	58.1%
% of FP17s for the same patient ID Re-attending between 3 & 9 months - Adults	388	621	62.5%	54.2%	54.8%
% of FP17s for Band 1 Urgent Courses	20	505	4.0%	10.0%	9.2%
% of FP17s Relating to Free Repair or Replacements	1	505	0.2%	0.8%	0.8%
% of FP17s Relating to Continuations	0	505	0.0%	0.8%	0.9%
% of Patients satisfied with the dentistry they have received	10	10	100.0%	92.4%	92.1%
% of Patients satisfied with the time they had to wait for an appointment	10	10	100.0%	88.9%	87.5%

* This is based on patients treated on this contract for their most recent course of treatment. Figures in italics indicate the base number of FP17s or Patient Questionnaire responses are less than 100. N/A is shown where the base number of responses is less than 10 during the period. % is calculated as Quantity/Base number*100

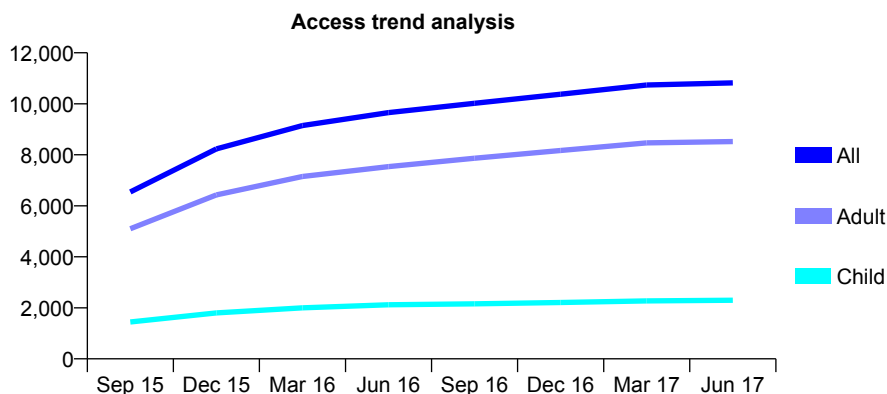
7A4 - Vital Signs At a Glance Contract Report for 122912/0003 - June 2017

Name or company name	CLIFTON DENTAL CARE LTD
Contract type name	GDS Contract
Purpose of contract	General
Contract start date	01/01/2014
Contract end date	

17/18 Contracted general activity (UDA)	40,358
Carry forward general activity (UDA)	0
17/18 Contracted orthodontic activity (UOA)	0
Carry forward orthodontic activity (UOA)	0
Baseline contract value	£991,344.85

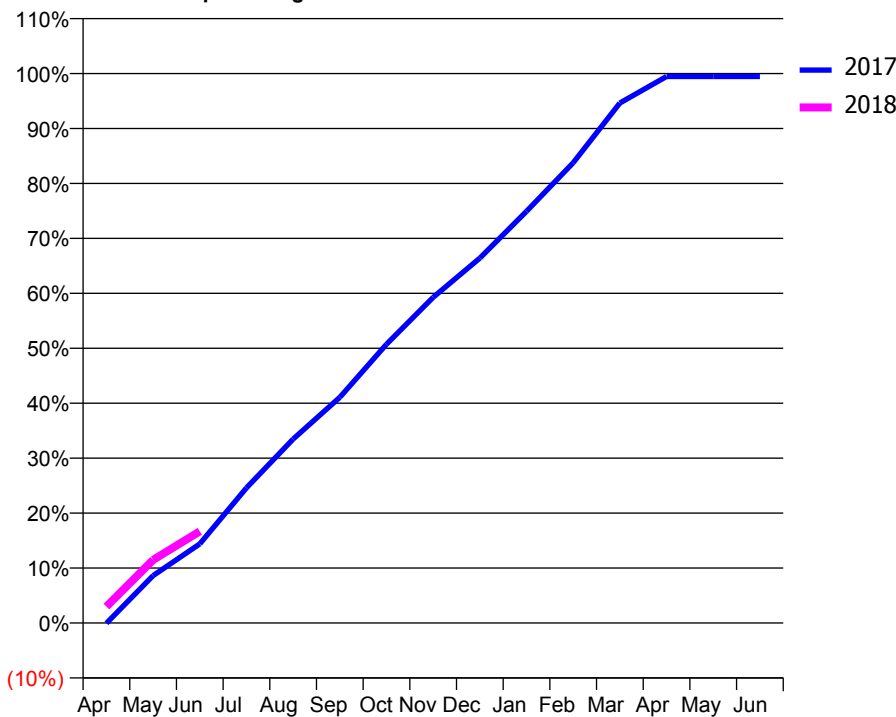
ACCESS*

Patients seen in 24 months	Total	Change since previous quarter
Quarter ending June 2016	9,655	
Quarter ending September 2016	10,022	↑
Quarter ending December 2016	10,375	↑
Quarter ending March 2017	10,736	↑
Quarter ending June 2017	10,821	→
Variance since June 2016	12.1%	↑



ACTIVITY

Cumulative percentage of contracted UDA delivered 2017 & 2018



Adjusted Scheduled Activity (UDA)

Month	2017	2018
April	-23	1,212
May	3,486	4,634
June	5,817	6,730
July	9,924	
August	13,509	
September	16,577	
October	20,472	
November	23,925	
December	26,805	
January	30,241	
February	33,802	
March	38,194	
April	40,137	
May	40,139	
June	40,143	

QUALITY

	Quantity	Base Number	Contract	LHB	Wales
% of FP17s for the same patient ID Re-attending within 3 months - Children	69	820	8.4%	9.1%	11.2%
% of FP17s for the same patient ID Re-attending within 3 months - Adults	411	2,735	15.0%	15.9%	16.4%
% of FP17s for the same patient ID Re-attending between 3 & 9 months - Children	466	820	56.8%	56.3%	58.1%
% of FP17s for the same patient ID Re-attending between 3 & 9 months - Adults	1,477	2,735	54.0%	54.2%	54.8%
% of FP17s for Band 1 Urgent Courses	230	2,935	7.8%	10.0%	9.2%
% of FP17s Relating to Free Repair or Replacements	11	2,935	0.4%	0.8%	0.8%
% of FP17s Relating to Continuations	71	2,935	2.4%	0.8%	0.9%
% of Patients satisfied with the dentistry they have received	51	55	92.7%	92.4%	92.1%
% of Patients satisfied with the time they had to wait for an appointment	50	55	90.9%	88.9%	87.5%

* This is based on patients treated on this contract for their most recent course of treatment. Figures in italics indicate the base number of FP17s or Patient Questionnaire responses are less than 100. N/A is shown where the base number of responses is less than 10 during the period. % is calculated as Quantity/Base number*100

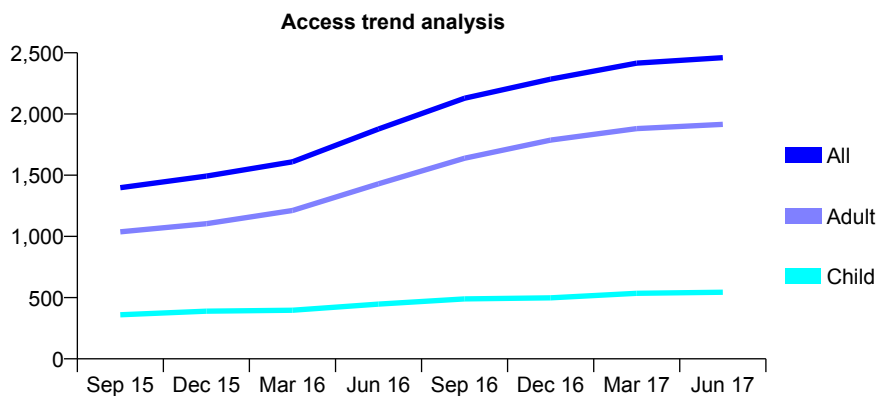
7A4 - Vital Signs At a Glance Contract Report for 127981/0001 - June 2017

Name or company name	Blakeridge Limited
Contract type name	GDS Contract
Purpose of contract	General and Orthodontic
Contract start date	01/09/2012
Contract end date	

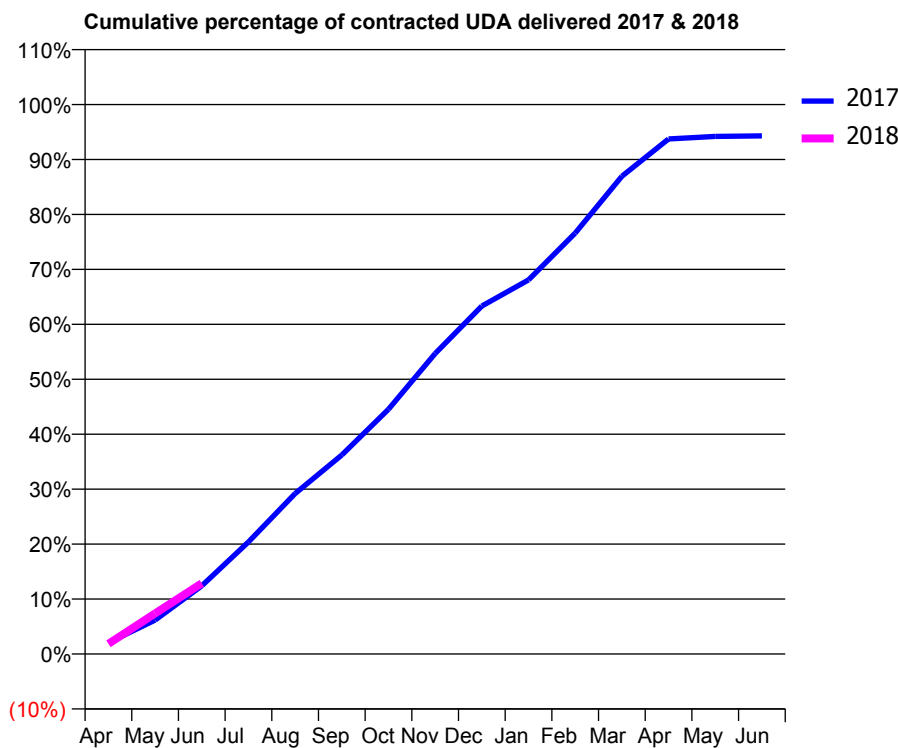
17/18 Contracted general activity (UDA)	7,839
Carry forward general activity (UDA)	0
17/18 Contracted orthodontic activity (UOA)	106
Carry forward orthodontic activity (UOA)	0
Baseline contract value	£160,096.02

ACCESS*

Patients seen in 24 months	Total	Change since previous quarter
Quarter ending June 2016	1,877	
Quarter ending September 2016	2,129	↑
Quarter ending December 2016	2,285	↑
Quarter ending March 2017	2,416	↑
Quarter ending June 2017	2,460	→
Variance since June 2016	31.1%	↑



ACTIVITY



Month	Adjusted Scheduled Activity (UDA)	
	2017	2018
April	160	146
May	485	579
June	974	1,009
July	1,598	
August	2,290	
September	2,839	
October	3,492	
November	4,286	
December	4,963	
January	5,337	
February	6,005	
March	6,816	
April	7,348	
May	7,383	
June	7,391	

QUALITY

	Quantity	Base Number	Contract	LHB	Wales
% of FP17s for the same patient ID Re-attending within 3 months - Children	22	154	14.3%	9.1%	11.2%
% of FP17s for the same patient ID Re-attending within 3 months - Adults	79	538	14.7%	15.9%	16.4%
% of FP17s for the same patient ID Re-attending between 3 & 9 months - Children	79	154	51.3%	56.3%	58.1%
% of FP17s for the same patient ID Re-attending between 3 & 9 months - Adults	302	538	56.1%	54.2%	54.8%
% of FP17s for Band 1 Urgent Courses	45	469	9.6%	10.0%	9.2%
% of FP17s Relating to Free Repair or Replacements	3	469	0.6%	0.8%	0.8%
% of FP17s Relating to Continuations	9	469	1.9%	0.8%	0.9%
% of Patients satisfied with the dentistry they have received	15	17	88.2%	92.4%	92.1%
% of Patients satisfied with the time they had to wait for an appointment	16	17	94.1%	88.9%	87.5%

* This is based on patients treated on this contract for their most recent course of treatment. Figures in italics indicate the base number of FP17s or Patient Questionnaire responses are less than 100. N/A is shown where the base number of responses is less than 10 during the period. % is calculated as Quantity/Base number*100

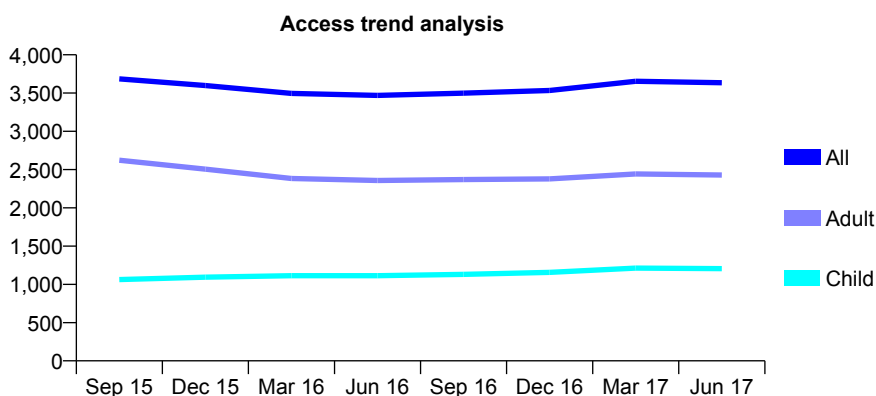
7A4 - Vital Signs At a Glance Contract Report for 129860/0001 - June 2017

Name or company name	Oral Health Solutions Ltd
Contract type name	GDS Contract
Purpose of contract	General
Contract start date	01/09/2010
Contract end date	

17/18 Contracted general activity (UDA)	11,982
Carry forward general activity (UDA)	0
17/18 Contracted orthodontic activity (UOA)	0
Carry forward orthodontic activity (UOA)	0
Baseline contract value	£295,216.33

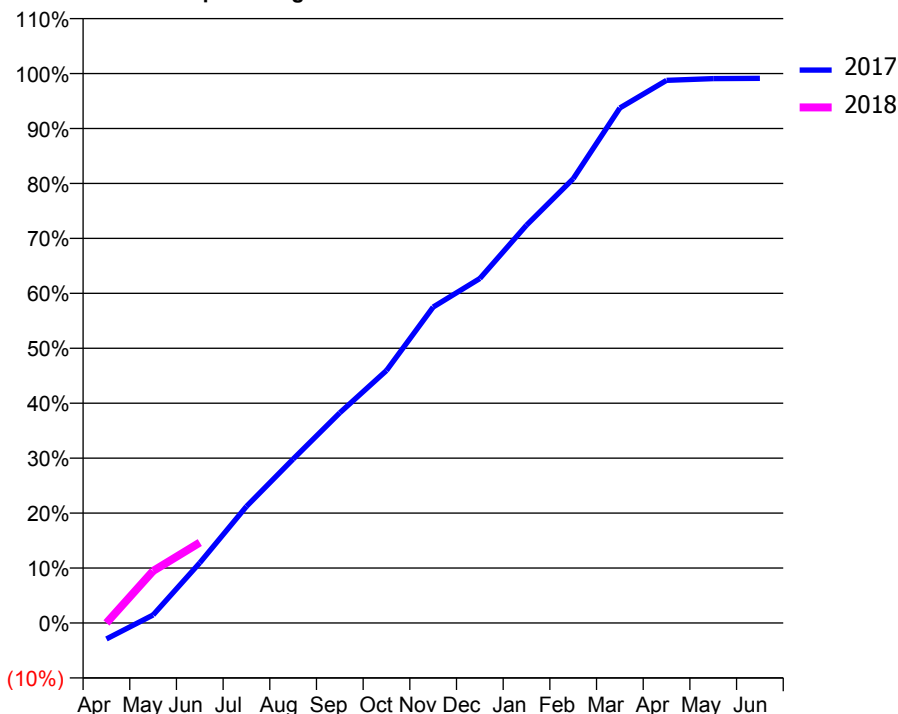
ACCESS*

Patients seen in 24 months	Total	Change since previous quarter
Quarter ending June 2016	3,470	
Quarter ending September 2016	3,499	→
Quarter ending December 2016	3,534	→
Quarter ending March 2017	3,654	↑
Quarter ending June 2017	3,634	→
Variance since June 2016	4.7%	↑



ACTIVITY

Cumulative percentage of contracted UDA delivered 2017 & 2018



Month	Adjusted Scheduled Activity (UDA)	
	2017	2018
April	-351	0
May	177	1,137
June	1,313	1,756
July	2,543	
August	3,575	
September	4,583	
October	5,504	
November	6,889	
December	7,512	
January	8,676	
February	9,686	
March	11,230	
April	11,833	
May	11,870	
June	11,877	

QUALITY

	Quantity	Base Number	Contract	LHB	Wales
% of FP17s for the same patient ID Re-attending within 3 months - Children	34	366	9.3%	9.1%	11.2%
% of FP17s for the same patient ID Re-attending within 3 months - Adults	146	720	20.3%	15.9%	16.4%
% of FP17s for the same patient ID Re-attending between 3 & 9 months - Children	214	366	58.5%	56.3%	58.1%
% of FP17s for the same patient ID Re-attending between 3 & 9 months - Adults	392	720	54.4%	54.2%	54.8%
% of FP17s for Band 1 Urgent Courses	108	844	12.8%	10.0%	9.2%
% of FP17s Relating to Free Repair or Replacements	10	844	1.2%	0.8%	0.8%
% of FP17s Relating to Continuations	1	844	0.1%	0.8%	0.9%
% of Patients satisfied with the dentistry they have received	14	14	100.0%	92.4%	92.1%
% of Patients satisfied with the time they had to wait for an appointment	14	14	100.0%	88.9%	87.5%

* This is based on patients treated on this contract for their most recent course of treatment. Figures in italics indicate the base number of FP17s or Patient Questionnaire responses are less than 100. N/A is shown where the base number of responses is less than 10 during the period. % is calculated as Quantity/Base number*100

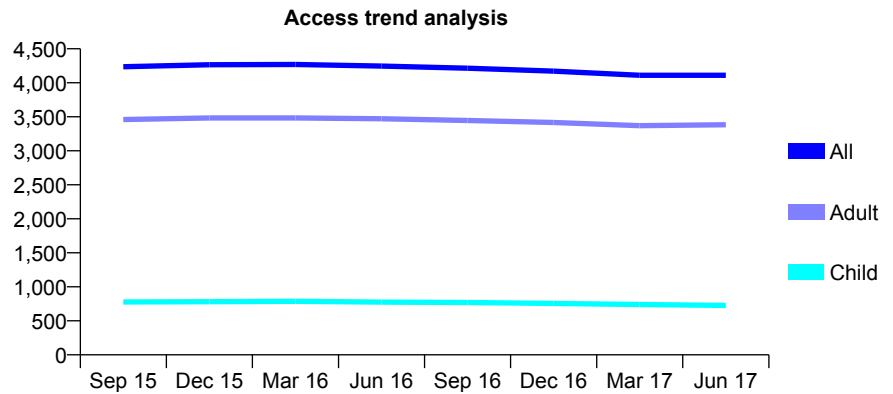
7A4 - Vital Signs At a Glance Contract Report for 130494/0001 - June 2017

Name or company name	G P O'Keeffe & J W Jones
Contract type name	GDS Contract
Purpose of contract	General
Contract start date	01/04/2011
Contract end date	

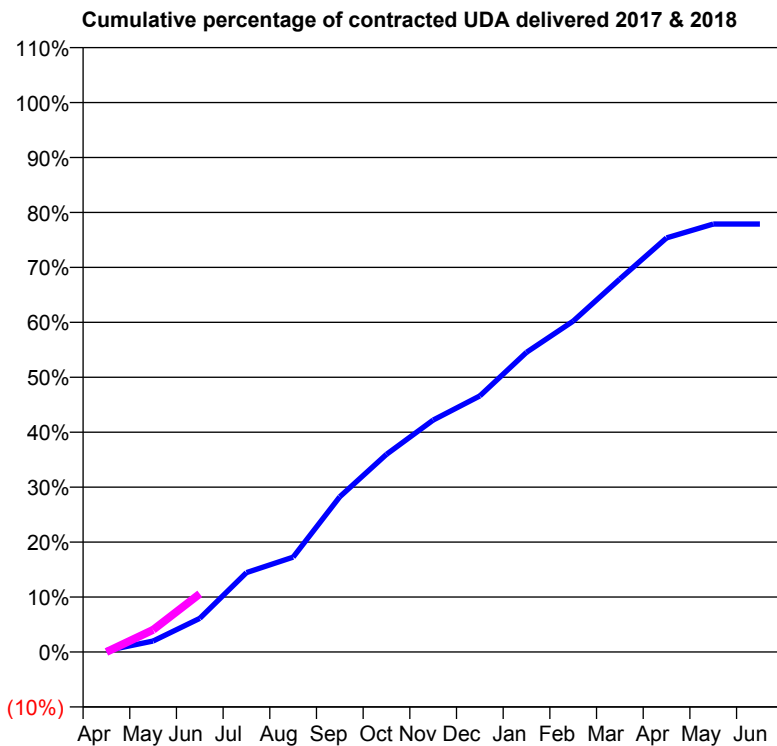
17/18 Contracted general activity (UDA)	12,839
Carry forward general activity (UDA)	0
17/18 Contracted orthodontic activity (UOA)	0
Carry forward orthodontic activity (UOA)	0
Baseline contract value	£328,023.30

ACCESS*

Patients seen in 24 months	Total	Change since previous quarter
Quarter ending June 2016	4,247	
Quarter ending September 2016	4,215	→
Quarter ending December 2016	4,172	↓
Quarter ending March 2017	4,111	↓
Quarter ending June 2017	4,111	→
Variance since June 2016	(3.2%)	↓



ACTIVITY



Month	Adjusted Scheduled Activity (UDA)	
	2017	2018
April	32	2
May	257	519
June	787	1,359
July	1,856	
August	2,216	
September	3,628	
October	4,619	
November	5,420	
December	5,984	
January	7,003	
February	7,731	
March	8,716	
April	9,676	
May	10,001	
June	10,000	

QUALITY

	Quantity	Base Number	Contract	LHB	Wales
% of FP17s for the same patient ID Re-attending within 3 months - Children	10	237	4.2%	9.1%	11.2%
% of FP17s for the same patient ID Re-attending within 3 months - Adults	199	1,211	16.4%	15.9%	16.4%
% of FP17s for the same patient ID Re-attending between 3 & 9 months - Children	141	237	59.5%	56.3%	58.1%
% of FP17s for the same patient ID Re-attending between 3 & 9 months - Adults	595	1,211	49.1%	54.2%	54.8%
% of FP17s for Band 1 Urgent Courses	125	825	15.2%	10.0%	9.2%
% of FP17s Relating to Free Repair or Replacements	6	825	0.7%	0.8%	0.8%
% of FP17s Relating to Continuations	1	825	0.1%	0.8%	0.9%
% of Patients satisfied with the dentistry they have received	32	34	94.1%	92.4%	92.1%
% of Patients satisfied with the time they had to wait for an appointment	32	34	94.1%	88.9%	87.5%

* This is based on patients treated on this contract for their most recent course of treatment. Figures in italics indicate the base number of FP17s or Patient Questionnaire responses are less than 100. N/A is shown where the base number of responses is less than 10 during the period. % is calculated as Quantity/Base number*100

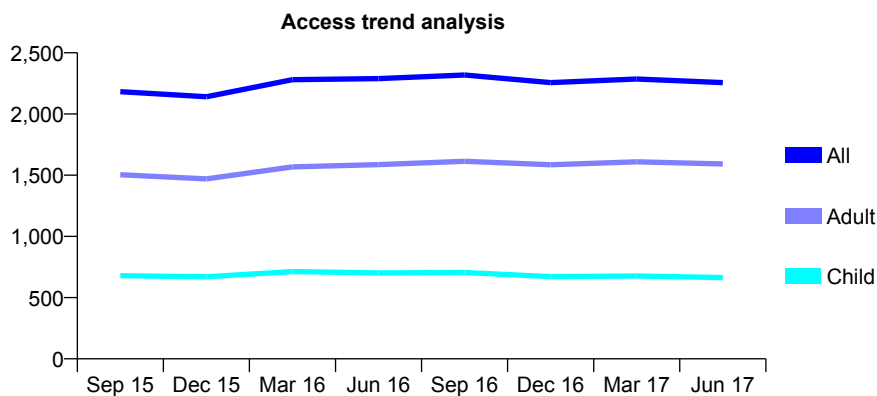
7A4 - Vital Signs At a Glance Contract Report for 136484/0001 - June 2017

Name or company name	Cardiff Smile Centre Ltd
Contract type name	GDS Contract
Purpose of contract	General
Contract start date	01/04/2013
Contract end date	

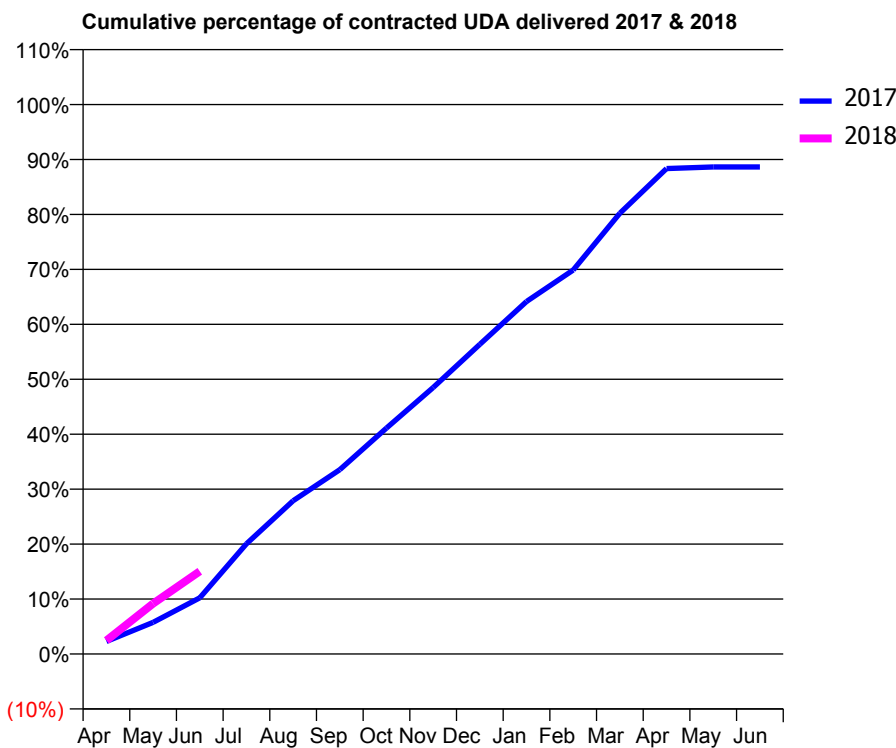
17/18 Contracted general activity (UDA)	8,090
Carry forward general activity (UDA)	0
17/18 Contracted orthodontic activity (UOA)	0
Carry forward orthodontic activity (UOA)	0
Baseline contract value	£259,094.65

ACCESS*

Patients seen in 24 months	Total	Change since previous quarter
Quarter ending June 2016	2,289	
Quarter ending September 2016	2,319	→
Quarter ending December 2016	2,257	↓
Quarter ending March 2017	2,286	→
Quarter ending June 2017	2,256	↓
Variance since June 2016	(1.4%)	↓



ACTIVITY



Month	Adjusted Scheduled Activity (UDA)	
	2017	2018
April	186	199
May	467	743
June	827	1,219
July	1,623	
August	2,257	
September	2,713	
October	3,327	
November	3,924	
December	4,560	
January	5,189	
February	5,653	
March	6,489	
April	7,147	
May	7,171	
June	7,171	

QUALITY

	Quantity	Base Number	Contract	LHB	Wales
% of FP17s for the same patient ID Re-attending within 3 months - Children	15	185	8.1%	9.1%	11.2%
% of FP17s for the same patient ID Re-attending within 3 months - Adults	70	399	17.5%	15.9%	16.4%
% of FP17s for the same patient ID Re-attending between 3 & 9 months - Children	80	185	43.2%	56.3%	58.1%
% of FP17s for the same patient ID Re-attending between 3 & 9 months - Adults	154	399	38.6%	54.2%	54.8%
% of FP17s for Band 1 Urgent Courses	44	416	10.6%	10.0%	9.2%
% of FP17s Relating to Free Repair or Replacements	2	416	0.5%	0.8%	0.8%
% of FP17s Relating to Continuations	0	416	0.0%	0.8%	0.9%
% of Patients satisfied with the dentistry they have received	9	12	75.0%	92.4%	92.1%
% of Patients satisfied with the time they had to wait for an appointment	10	12	83.3%	88.9%	87.5%

* This is based on patients treated on this contract for their most recent course of treatment. Figures in italics indicate the base number of FP17s or Patient Questionnaire responses are less than 100. N/A is shown where the base number of responses is less than 10 during the period. % is calculated as Quantity/Base number*100

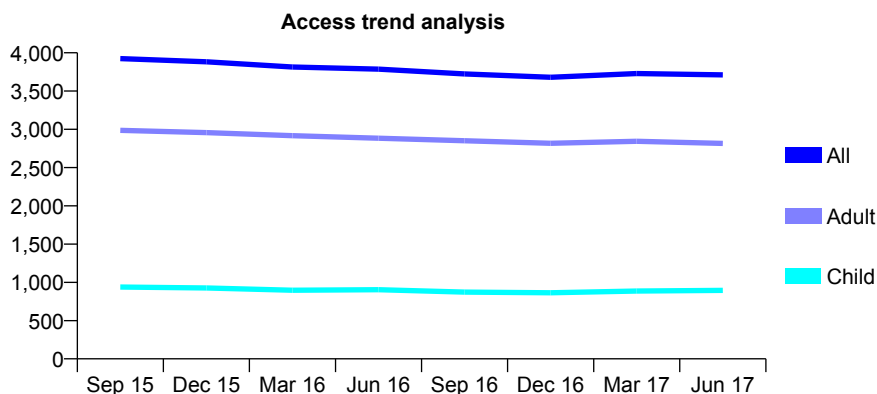
7A4 - Vital Signs At a Glance Contract Report for 140120/0001 - June 2017

Name or company name	JRS Roll Practice Services Limited
Contract type name	GDS Contract
Purpose of contract	General
Contract start date	01/09/2011
Contract end date	

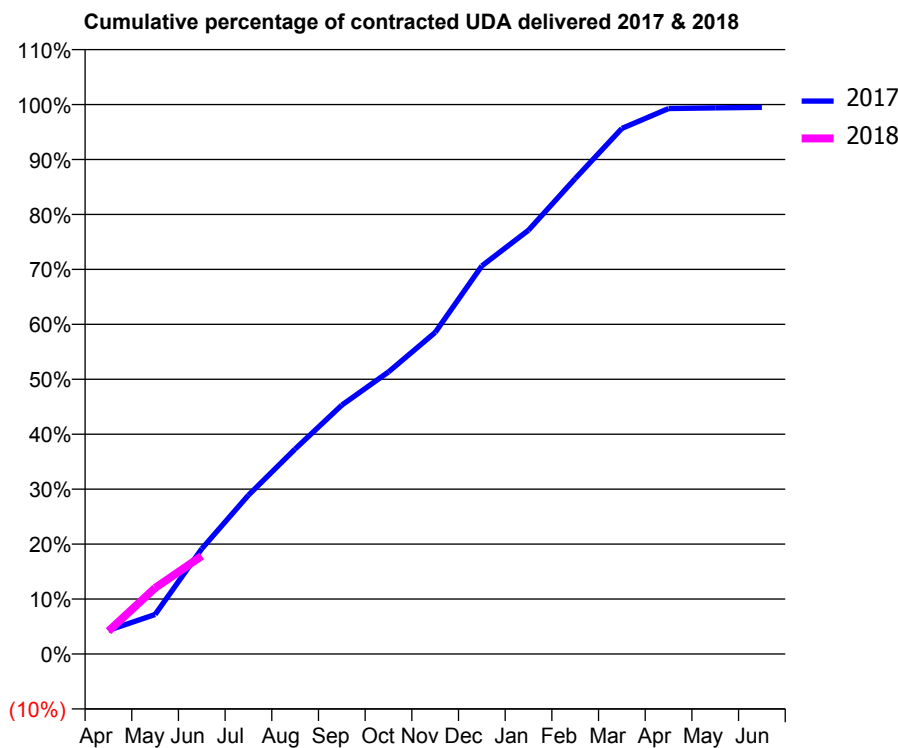
17/18 Contracted general activity (UDA)	11,075
Carry forward general activity (UDA)	0
17/18 Contracted orthodontic activity (UOA)	0
Carry forward orthodontic activity (UOA)	0
Baseline contract value	£272,592.03

ACCESS*

Patients seen in 24 months	Total	Change since previous quarter
Quarter ending June 2016	3,787	
Quarter ending September 2016	3,724	↓
Quarter ending December 2016	3,681	↓
Quarter ending March 2017	3,729	→
Quarter ending June 2017	3,711	→
Variance since June 2016	(2.0%)	↓



ACTIVITY



Month	Adjusted Scheduled Activity (UDA)	
	2017	2018
April	478	460
May	798	1,331
June	2,122	1,978
July	3,202	
August	4,133	
September	5,016	
October	5,686	
November	6,481	
December	7,823	
January	8,543	
February	9,582	
March	10,594	
April	10,994	
May	11,007	
June	11,018	

QUALITY

	Quantity	Base Number	Contract	LHB	Wales
% of FP17s for the same patient ID Re-attending within 3 months - Children	24	303	7.9%	9.1%	11.2%
% of FP17s for the same patient ID Re-attending within 3 months - Adults	206	1,047	19.7%	15.9%	16.4%
% of FP17s for the same patient ID Re-attending between 3 & 9 months - Children	160	303	52.8%	56.3%	58.1%
% of FP17s for the same patient ID Re-attending between 3 & 9 months - Adults	579	1,047	55.3%	54.2%	54.8%
% of FP17s for Band 1 Urgent Courses	88	1,128	7.8%	10.0%	9.2%
% of FP17s Relating to Free Repair or Replacements	2	1,128	0.2%	0.8%	0.8%
% of FP17s Relating to Continuations	5	1,128	0.4%	0.8%	0.9%
% of Patients satisfied with the dentistry they have received	12	14	85.7%	92.4%	92.1%
% of Patients satisfied with the time they had to wait for an appointment	12	14	85.7%	88.9%	87.5%

* This is based on patients treated on this contract for their most recent course of treatment. Figures in italics indicate the base number of FP17s or Patient Questionnaire responses are less than 100. N/A is shown where the base number of responses is less than 10 during the period. % is calculated as Quantity/Base number*100

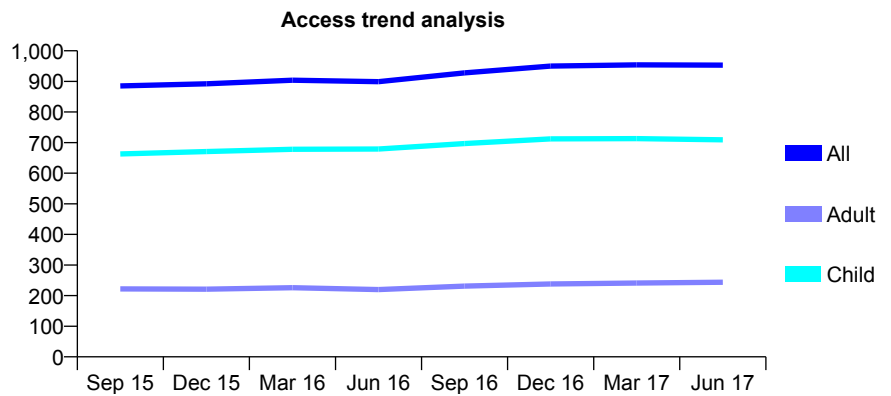
7A4 - Vital Signs At a Glance Contract Report for 140589/0001 - June 2017

Name or company name	Cowbridge Dental Care Limited
Contract type name	GDS Contract
Purpose of contract	General
Contract start date	01/09/2011
Contract end date	

17/18 Contracted general activity (UDA)	1,999
Carry forward general activity (UDA)	0
17/18 Contracted orthodontic activity (UOA)	0
Carry forward orthodontic activity (UOA)	0
Baseline contract value	£53,455.56

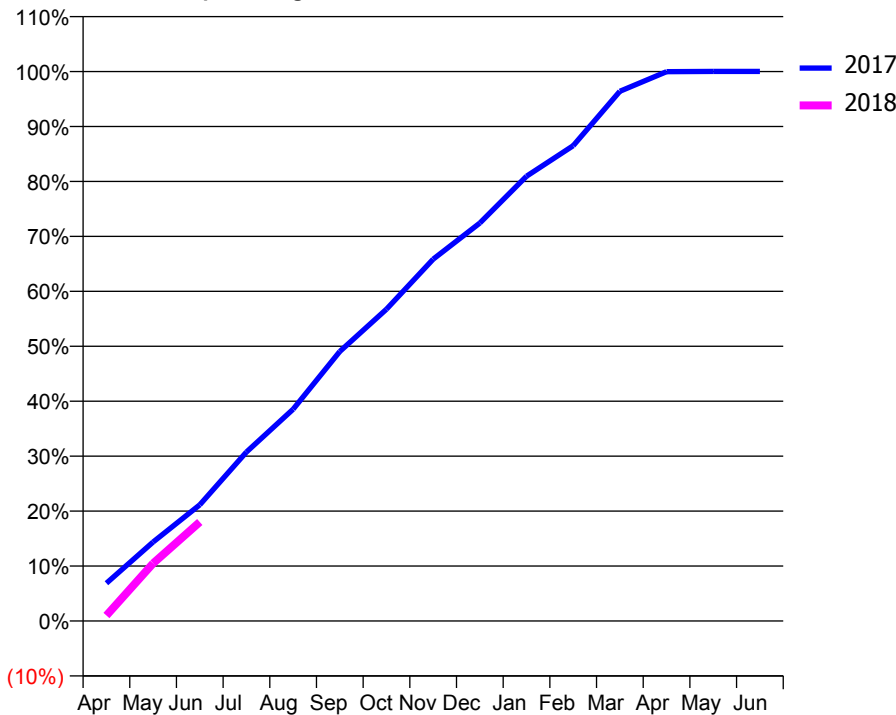
ACCESS*

Patients seen in 24 months	Total	Change since previous quarter
Quarter ending June 2016	899	
Quarter ending September 2016	928	↑
Quarter ending December 2016	950	↑
Quarter ending March 2017	954	→
Quarter ending June 2017	953	→
Variance since June 2016	6.0%	↑



ACTIVITY

Cumulative percentage of contracted UDA delivered 2017 & 2018



Month	Adjusted Scheduled Activity (UDA)	
	2017	2018
April	137	20
May	287	210
June	423	360
July	615	
August	771	
September	980	
October	1,134	
November	1,316	
December	1,448	
January	1,618	
February	1,729	
March	1,927	
April	1,998	
May	1,999	
June	1,999	

QUALITY

	Quantity	Base Number	Contract	LHB	Wales
% of FP17s for the same patient ID Re-attending within 3 months - Children	24	250	9.6%	9.1%	11.2%
% of FP17s for the same patient ID Re-attending within 3 months - Adults	10	54	18.5%	15.9%	16.4%
% of FP17s for the same patient ID Re-attending between 3 & 9 months - Children	138	250	55.2%	56.3%	58.1%
% of FP17s for the same patient ID Re-attending between 3 & 9 months - Adults	25	54	46.3%	54.2%	54.8%
% of FP17s for Band 1 Urgent Courses	20	258	7.8%	10.0%	9.2%
% of FP17s Relating to Free Repair or Replacements	1	258	0.4%	0.8%	0.8%
% of FP17s Relating to Continuations	0	258	0.0%	0.8%	0.9%
% of Patients satisfied with the dentistry they have received	2	3	N/A	92.4%	92.1%
% of Patients satisfied with the time they had to wait for an appointment	3	3	N/A	88.9%	87.5%

* This is based on patients treated on this contract for their most recent course of treatment. Figures in italics indicate the base number of FP17s or Patient Questionnaire responses are less than 100. N/A is shown where the base number of responses is less than 10 during the period. % is calculated as Quantity/Base number*100

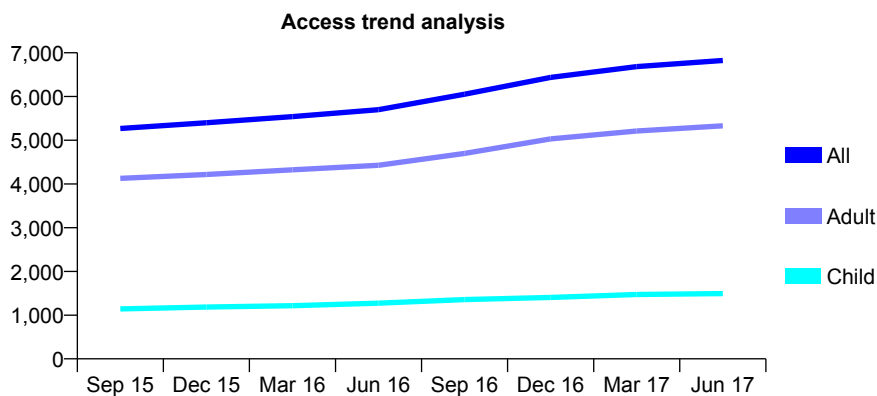
7A4 - Vital Signs At a Glance Contract Report for 140988/0001 - June 2017

Name or company name	Robert Phillips & Timothy Phillips
Contract type name	GDS Contract
Purpose of contract	General
Contract start date	01/10/2010
Contract end date	

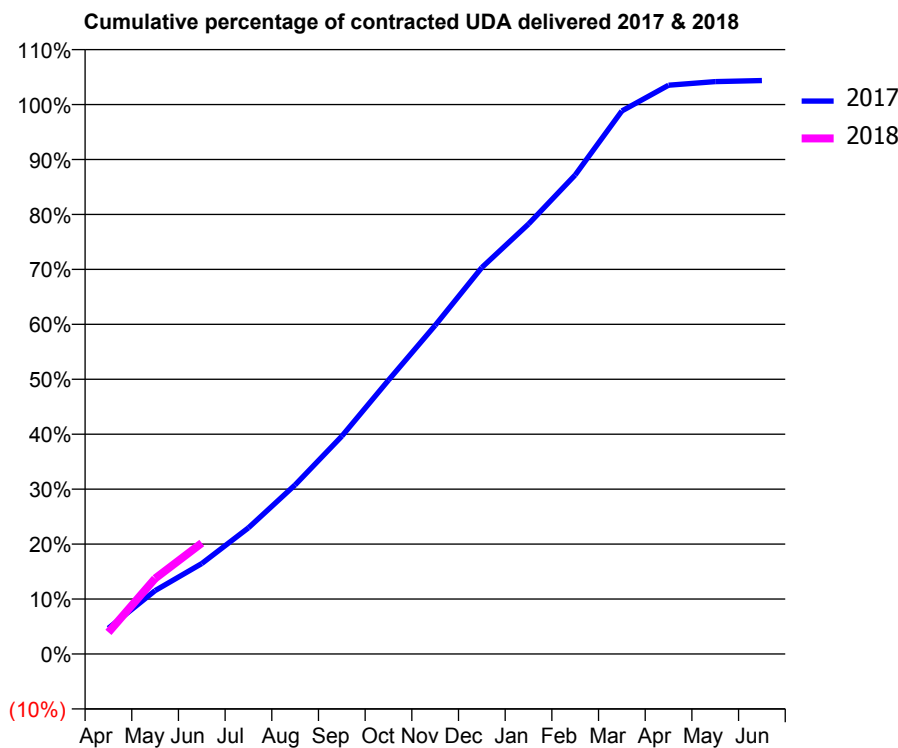
17/18 Contracted general activity (UDA)	19,832
Carry forward general activity (UDA)	0
17/18 Contracted orthodontic activity (UOA)	0
Carry forward orthodontic activity (UOA)	0
Baseline contract value	£426,211.51

ACCESS*

Patients seen in 24 months	Total	Change since previous quarter
Quarter ending June 2016	5,699	
Quarter ending September 2016	6,054	↑
Quarter ending December 2016	6,437	↑
Quarter ending March 2017	6,683	↑
Quarter ending June 2017	6,825	↑
Variance since June 2016	19.8%	↑



ACTIVITY



Month	Adjusted Scheduled Activity (UDA)	
	2017	2018
April	932	784
May	2,289	2,727
June	3,265	4,005
July	4,553	
August	6,106	
September	7,860	
October	9,884	
November	11,860	
December	13,951	
January	15,518	
February	17,292	
March	19,600	
April	20,530	
May	20,656	
June	20,698	

QUALITY

	Quantity	Base Number	Contract	LHB	Wales
% of FP17s for the same patient ID Re-attending within 3 months - Children	24	456	5.3%	9.1%	11.2%
% of FP17s for the same patient ID Re-attending within 3 months - Adults	209	1,587	13.2%	15.9%	16.4%
% of FP17s for the same patient ID Re-attending between 3 & 9 months - Children	194	456	42.5%	56.3%	58.1%
% of FP17s for the same patient ID Re-attending between 3 & 9 months - Adults	671	1,587	42.3%	54.2%	54.8%
% of FP17s for Band 1 Urgent Courses	123	1,660	7.4%	10.0%	9.2%
% of FP17s Relating to Free Repair or Replacements	15	1,660	0.9%	0.8%	0.8%
% of FP17s Relating to Continuations	25	1,660	1.5%	0.8%	0.9%
% of Patients satisfied with the dentistry they have received	33	35	94.3%	92.4%	92.1%
% of Patients satisfied with the time they had to wait for an appointment	33	35	94.3%	88.9%	87.5%

* This is based on patients treated on this contract for their most recent course of treatment. Figures in italics indicate the base number of FP17s or Patient Questionnaire responses are less than 100. N/A is shown where the base number of responses is less than 10 during the period. % is calculated as Quantity/Base number*100

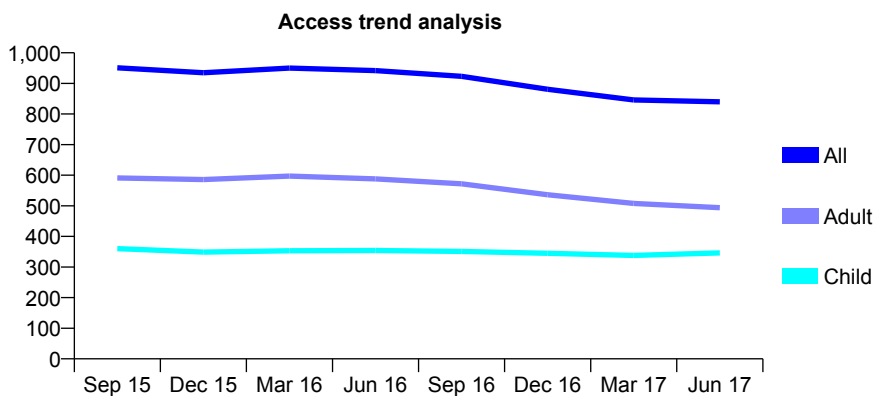
7A4 - Vital Signs At a Glance Contract Report for 142514/0001 - June 2017

Name or company name	RDSK Ltd
Contract type name	GDS Contract
Purpose of contract	General
Contract start date	01/07/2007
Contract end date	

17/18 Contracted general activity (UDA)	2,369
Carry forward general activity (UDA)	0
17/18 Contracted orthodontic activity (UOA)	0
Carry forward orthodontic activity (UOA)	0
Baseline contract value	£52,153.98

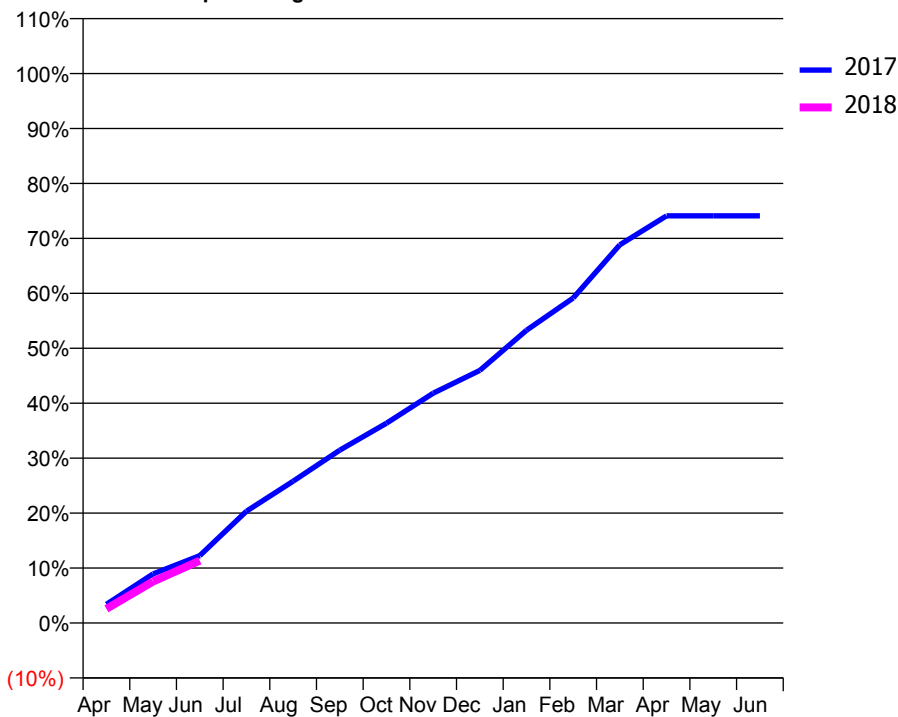
ACCESS*

Patients seen in 24 months	Total	Change since previous quarter
Quarter ending June 2016	942	
Quarter ending September 2016	923	↓
Quarter ending December 2016	881	↓
Quarter ending March 2017	846	↓
Quarter ending June 2017	840	→
Variance since June 2016	(10.8%)	↓



ACTIVITY

Cumulative percentage of contracted UDA delivered 2017 & 2018



Month	Adjusted Scheduled Activity (UDA)	
	2017	2018
April	93	61
May	244	179
June	334	269
July	555	
August	703	
September	858	
October	991	
November	1,140	
December	1,253	
January	1,452	
February	1,612	
March	1,876	
April	2,019	
May	2,019	
June	2,019	

QUALITY

	Quantity	Base Number	Contract	LHB	Wales
% of FP17s for the same patient ID Re-attending within 3 months - Children	4	118	3.4%	9.1%	11.2%
% of FP17s for the same patient ID Re-attending within 3 months - Adults	13	119	10.9%	15.9%	16.4%
% of FP17s for the same patient ID Re-attending between 3 & 9 months - Children	72	118	61.0%	56.3%	58.1%
% of FP17s for the same patient ID Re-attending between 3 & 9 months - Adults	66	119	55.5%	54.2%	54.8%
% of FP17s for Band 1 Urgent Courses	5	184	2.7%	10.0%	9.2%
% of FP17s Relating to Free Repair or Replacements	0	184	0.0%	0.8%	0.8%
% of FP17s Relating to Continuations	0	184	0.0%	0.8%	0.9%
% of Patients satisfied with the dentistry they have received	1	1	N/A	92.4%	92.1%
% of Patients satisfied with the time they had to wait for an appointment	1	1	N/A	88.9%	87.5%

* This is based on patients treated on this contract for their most recent course of treatment. Figures in italics indicate the base number of FP17s or Patient Questionnaire responses are less than 100. N/A is shown where the base number of responses is less than 10 during the period. % is calculated as Quantity/Base number*100

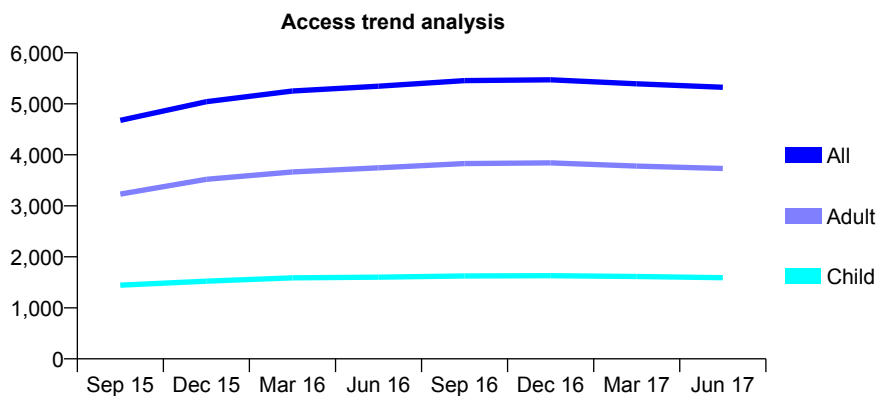
7A4 - Vital Signs At a Glance Contract Report for 151165/0002 - June 2017

Name or company name	Simon Hill Ltd
Contract type name	GDS Contract
Purpose of contract	General
Contract start date	01/09/2010
Contract end date	

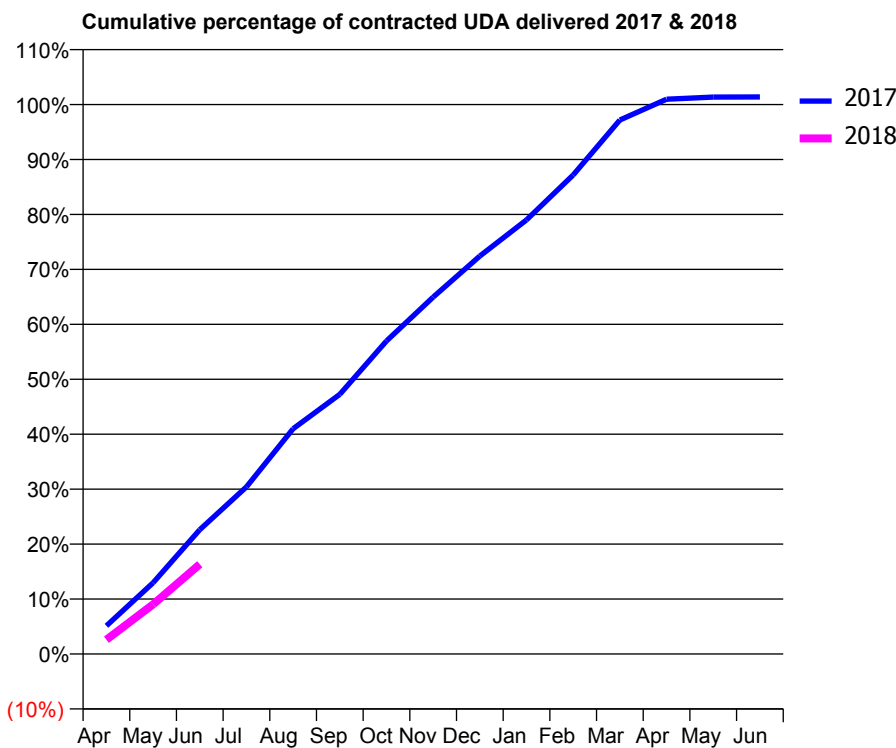
17/18 Contracted general activity (UDA)	15,820
Carry forward general activity (UDA)	0
17/18 Contracted orthodontic activity (UOA)	0
Carry forward orthodontic activity (UOA)	0
Baseline contract value	£339,532.67

ACCESS*

Patients seen in 24 months	Total	Change since previous quarter
Quarter ending June 2016	5,345	
Quarter ending September 2016	5,454	↑
Quarter ending December 2016	5,471	→
Quarter ending March 2017	5,393	↓
Quarter ending June 2017	5,324	↓
Variance since June 2016	(0.4%)	→



ACTIVITY



Month	Adjusted Scheduled Activity (UDA)	
	2017	2018
April	813	412
May	2,051	1,429
June	3,581	2,584
July	4,813	
August	6,487	
September	7,478	
October	9,012	
November	10,274	
December	11,459	
January	12,497	
February	13,792	
March	15,375	
April	15,974	
May	16,032	
June	16,039	

QUALITY

	Quantity	Base Number	Contract	LHB	Wales
% of FP17s for the same patient ID Re-attending within 3 months - Children	46	488	9.4%	9.1%	11.2%
% of FP17s for the same patient ID Re-attending within 3 months - Adults	130	1,035	12.6%	15.9%	16.4%
% of FP17s for the same patient ID Re-attending between 3 & 9 months - Children	284	488	58.2%	56.3%	58.1%
% of FP17s for the same patient ID Re-attending between 3 & 9 months - Adults	660	1,035	63.8%	54.2%	54.8%
% of FP17s for Band 1 Urgent Courses	80	1,228	6.5%	10.0%	9.2%
% of FP17s Relating to Free Repair or Replacements	17	1,228	1.4%	0.8%	0.8%
% of FP17s Relating to Continuations	0	1,228	0.0%	0.8%	0.9%
% of Patients satisfied with the dentistry they have received	17	19	89.5%	92.4%	92.1%
% of Patients satisfied with the time they had to wait for an appointment	19	19	100.0%	88.9%	87.5%

* This is based on patients treated on this contract for their most recent course of treatment. Figures in italics indicate the base number of FP17s or Patient Questionnaire responses are less than 100. N/A is shown where the base number of responses is less than 10 during the period. % is calculated as Quantity/Base number*100

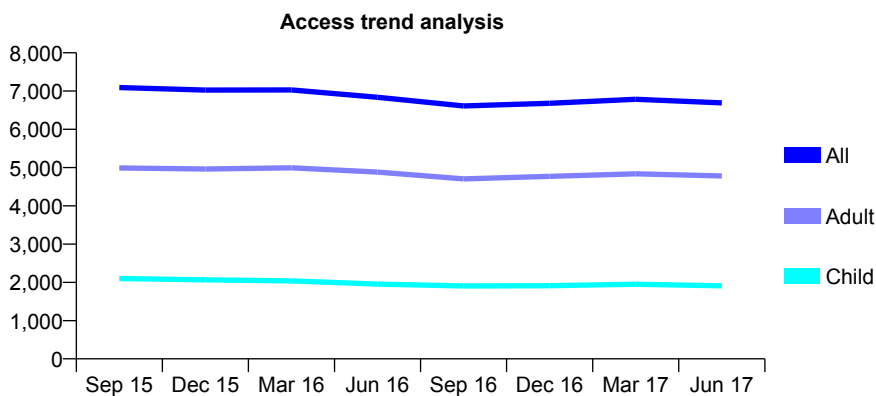
7A4 - Vital Signs At a Glance Contract Report for 154245/0001 - June 2017

Name or company name	Restore Dental Group
Contract type name	GDS Contract
Purpose of contract	General
Contract start date	01/04/2013
Contract end date	

17/18 Contracted general activity (UDA)	25,220
Carry forward general activity (UDA)	0
17/18 Contracted orthodontic activity (UOA)	0
Carry forward orthodontic activity (UOA)	0
Baseline contract value	£574,252.43

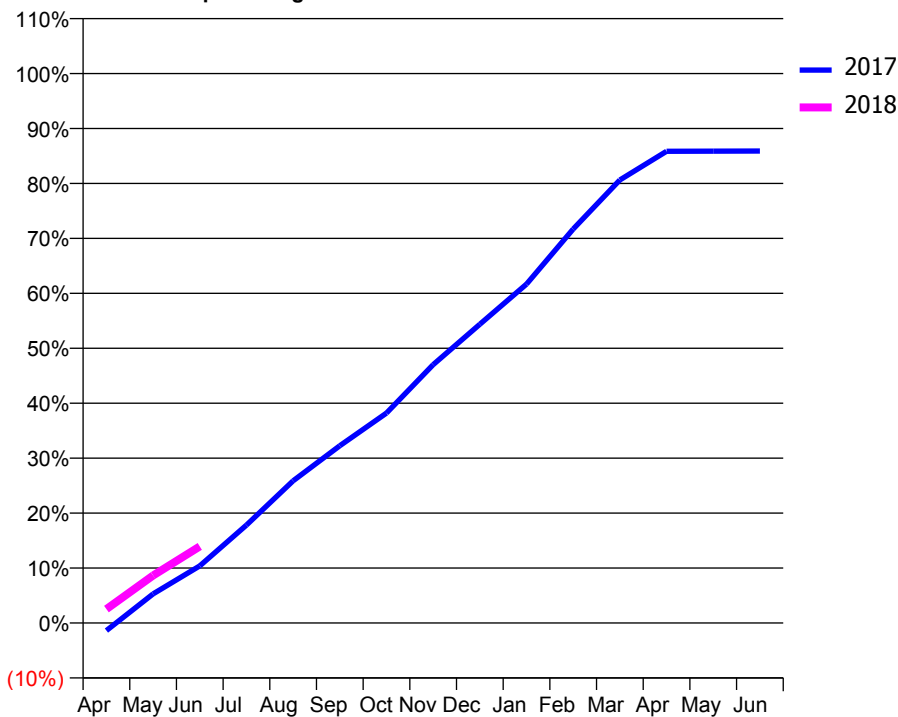
ACCESS*

Patients seen in 24 months	Total	Change since previous quarter
Quarter ending June 2016	6,836	
Quarter ending September 2016	6,610	↓
Quarter ending December 2016	6,682	→
Quarter ending March 2017	6,786	→
Quarter ending June 2017	6,690	↓
Variance since June 2016	(2.1%)	↓



ACTIVITY

Cumulative percentage of contracted UDA delivered 2017 & 2018



Month	Adjusted Scheduled Activity (UDA)	
	2017	2018
April	-352	638
May	1,339	2,182
June	2,620	3,514
July	4,493	
August	6,524	
September	8,138	
October	9,639	
November	11,860	
December	13,714	
January	15,555	
February	18,081	
March	20,333	
April	21,648	
May	21,653	
June	21,660	

QUALITY

	Quantity	Base Number	Contract	LHB	Wales
% of FP17s for the same patient ID Re-attending within 3 months - Children	59	537	11.0%	9.1%	11.2%
% of FP17s for the same patient ID Re-attending within 3 months - Adults	315	1,540	20.5%	15.9%	16.4%
% of FP17s for the same patient ID Re-attending between 3 & 9 months - Children	298	537	55.5%	56.3%	58.1%
% of FP17s for the same patient ID Re-attending between 3 & 9 months - Adults	822	1,540	53.4%	54.2%	54.8%
% of FP17s for Band 1 Urgent Courses	172	1,549	11.1%	10.0%	9.2%
% of FP17s Relating to Free Repair or Replacements	20	1,549	1.3%	0.8%	0.8%
% of FP17s Relating to Continuations	27	1,549	1.7%	0.8%	0.9%
% of Patients satisfied with the dentistry they have received	20	21	95.2%	92.4%	92.1%
% of Patients satisfied with the time they had to wait for an appointment	18	21	85.7%	88.9%	87.5%

* This is based on patients treated on this contract for their most recent course of treatment. Figures in italics indicate the base number of FP17s or Patient Questionnaire responses are less than 100. N/A is shown where the base number of responses is less than 10 during the period. % is calculated as Quantity/Base number*100

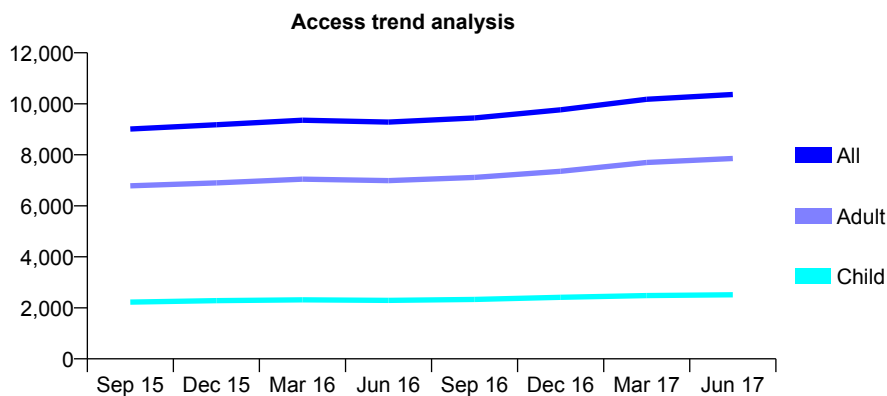
7A4 - Vital Signs At a Glance Contract Report for 154245/0002 - June 2017

Name or company name	Restore Dental Group
Contract type name	GDS Contract
Purpose of contract	General
Contract start date	01/04/2013
Contract end date	

17/18 Contracted general activity (UDA)	31,265
Carry forward general activity (UDA)	0
17/18 Contracted orthodontic activity (UOA)	0
Carry forward orthodontic activity (UOA)	0
Baseline contract value	£768,998.37

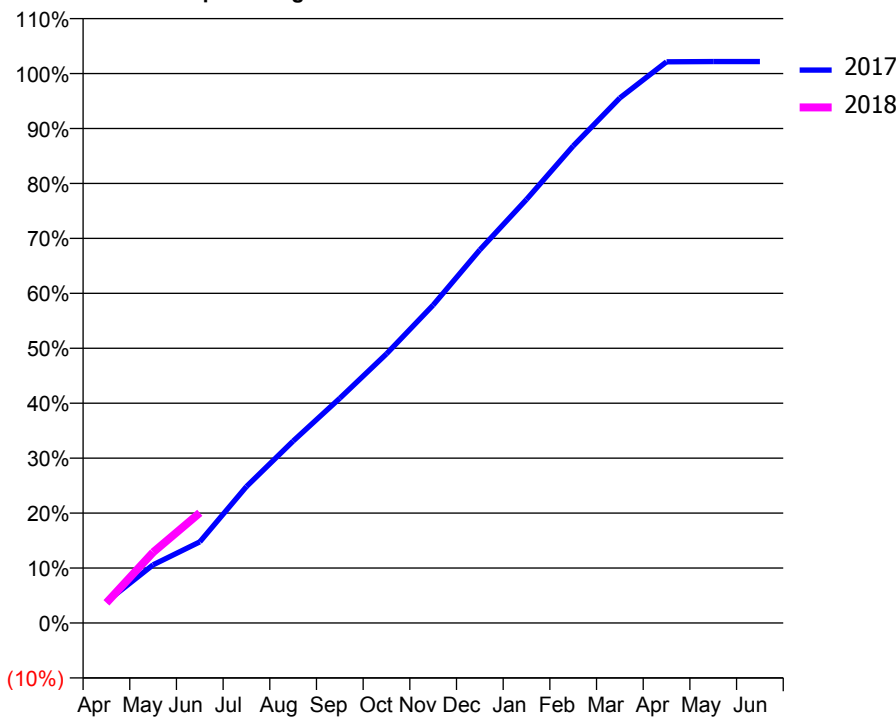
ACCESS*

Patients seen in 24 months	Total	Change since previous quarter
Quarter ending June 2016	9,283	
Quarter ending September 2016	9,444	→
Quarter ending December 2016	9,767	↑
Quarter ending March 2017	10,180	↑
Quarter ending June 2017	10,365	→
Variance since June 2016	11.7%	↑



ACTIVITY

Cumulative percentage of contracted UDA delivered 2017 & 2018



Month	Adjusted Scheduled Activity (UDA)	
	2017	2018
April	1,214	1,146
May	3,309	4,023
June	4,615	6,270
July	7,767	
August	10,351	
September	12,788	
October	15,316	
November	18,088	
December	21,231	
January	24,099	
February	27,142	
March	29,872	
April	31,927	
May	31,943	
June	31,946	

QUALITY

	Quantity	Base Number	Contract	LHB	Wales
% of FP17s for the same patient ID Re-attending within 3 months - Children	51	782	6.5%	9.1%	11.2%
% of FP17s for the same patient ID Re-attending within 3 months - Adults	480	2,691	17.8%	15.9%	16.4%
% of FP17s for the same patient ID Re-attending between 3 & 9 months - Children	379	782	48.5%	56.3%	58.1%
% of FP17s for the same patient ID Re-attending between 3 & 9 months - Adults	1,201	2,691	44.6%	54.2%	54.8%
% of FP17s for Band 1 Urgent Courses	318	2,636	12.1%	10.0%	9.2%
% of FP17s Relating to Free Repair or Replacements	22	2,636	0.8%	0.8%	0.8%
% of FP17s Relating to Continuations	46	2,636	1.7%	0.8%	0.9%
% of Patients satisfied with the dentistry they have received	40	45	88.9%	92.4%	92.1%
% of Patients satisfied with the time they had to wait for an appointment	40	45	88.9%	88.9%	87.5%

* This is based on patients treated on this contract for their most recent course of treatment. Figures in italics indicate the base number of FP17s or Patient Questionnaire responses are less than 100. N/A is shown where the base number of responses is less than 10 during the period. % is calculated as Quantity/Base number*100

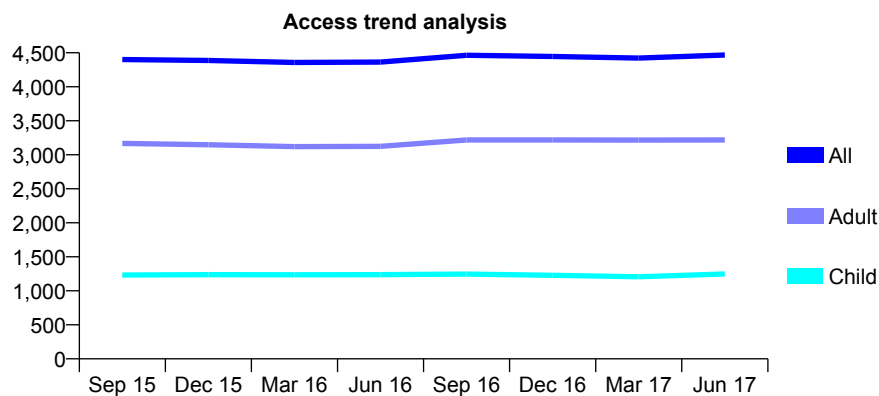
7A4 - Vital Signs At a Glance Contract Report for 154504/0001 - June 2017

Name or company name	Alison Jones Ltd
Contract type name	GDS Contract
Purpose of contract	General
Contract start date	01/08/2013
Contract end date	

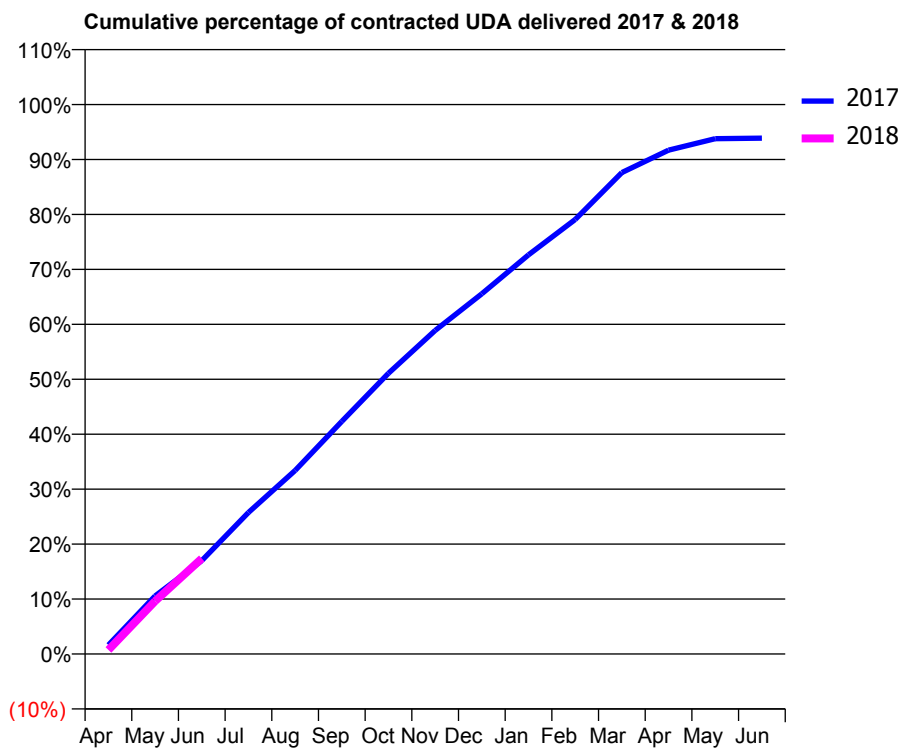
17/18 Contracted general activity (UDA)	14,000
Carry forward general activity (UDA)	0
17/18 Contracted orthodontic activity (UOA)	0
Carry forward orthodontic activity (UOA)	0
Baseline contract value	£324,727.35

ACCESS*

Patients seen in 24 months	Total	Change since previous quarter
Quarter ending June 2016	4,363	
Quarter ending September 2016	4,464	↑
Quarter ending December 2016	4,447	→
Quarter ending March 2017	4,423	→
Quarter ending June 2017	4,467	→
Variance since June 2016	2.4%	↑



ACTIVITY



Month	Adjusted Scheduled Activity (UDA)	
	2017	2018
April	228	104
May	1,480	1,349
June	2,379	2,434
July	3,605	
August	4,678	
September	5,928	
October	7,152	
November	8,242	
December	9,179	
January	10,172	
February	11,070	
March	12,265	
April	12,837	
May	13,128	
June	13,143	

QUALITY

	Quantity	Base Number	Contract	LHB	Wales
% of FP17s for the same patient ID Re-attending within 3 months - Children	37	457	8.1%	9.1%	11.2%
% of FP17s for the same patient ID Re-attending within 3 months - Adults	218	1,228	17.8%	15.9%	16.4%
% of FP17s for the same patient ID Re-attending between 3 & 9 months - Children	231	457	50.5%	56.3%	58.1%
% of FP17s for the same patient ID Re-attending between 3 & 9 months - Adults	679	1,228	55.3%	54.2%	54.8%
% of FP17s for Band 1 Urgent Courses	178	1,292	13.8%	10.0%	9.2%
% of FP17s Relating to Free Repair or Replacements	17	1,292	1.3%	0.8%	0.8%
% of FP17s Relating to Continuations	17	1,292	1.3%	0.8%	0.9%
% of Patients satisfied with the dentistry they have received	9	10	90.0%	92.4%	92.1%
% of Patients satisfied with the time they had to wait for an appointment	9	10	90.0%	88.9%	87.5%

* This is based on patients treated on this contract for their most recent course of treatment. Figures in italics indicate the base number of FP17s or Patient Questionnaire responses are less than 100. N/A is shown where the base number of responses is less than 10 during the period. % is calculated as Quantity/Base number*100

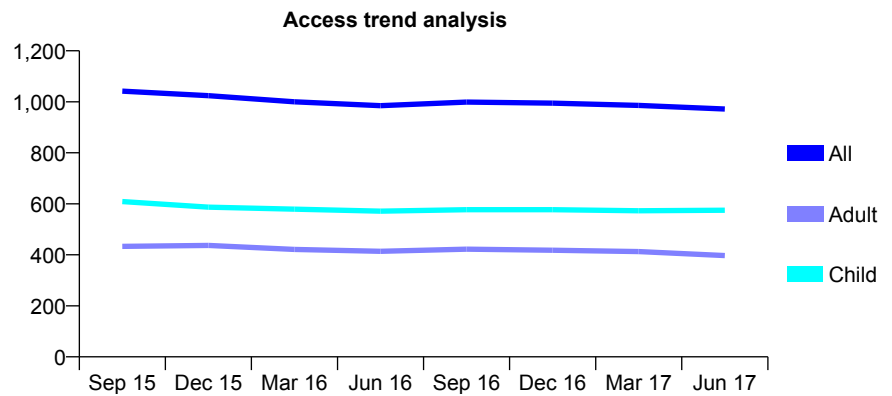
7A4 - Vital Signs At a Glance Contract Report for 154504/0002 - June 2017

Name or company name	Alison Jones Ltd
Contract type name	GDS Contract
Purpose of contract	General
Contract start date	01/08/2013
Contract end date	

17/18 Contracted general activity (UDA)	2,300
Carry forward general activity (UDA)	0
17/18 Contracted orthodontic activity (UOA)	0
Carry forward orthodontic activity (UOA)	0
Baseline contract value	£59,265.84

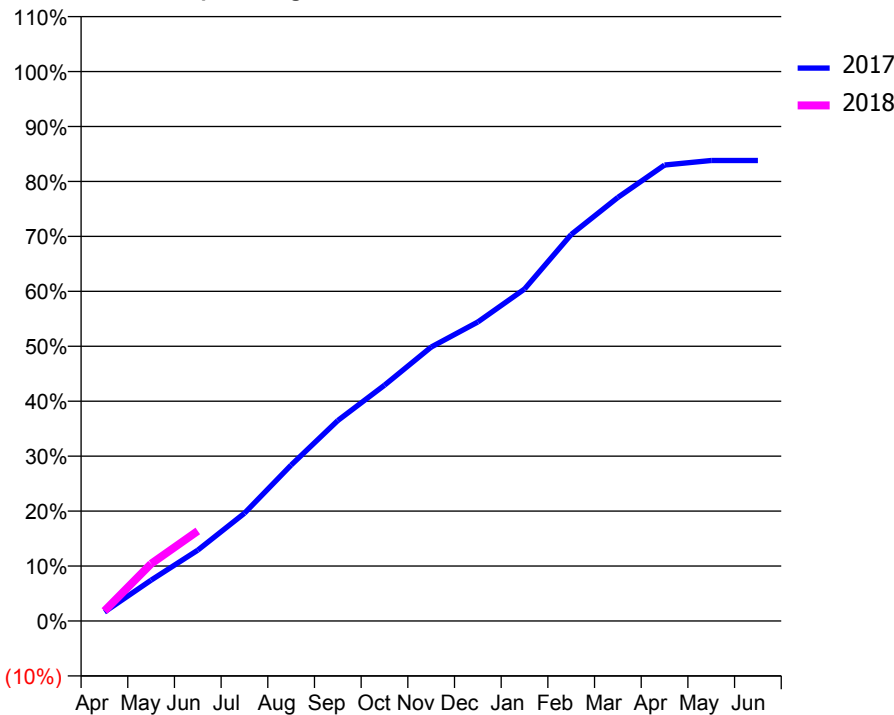
ACCESS*

Patients seen in 24 months	Total	Change since previous quarter
Quarter ending June 2016	985	
Quarter ending September 2016	999	→
Quarter ending December 2016	995	→
Quarter ending March 2017	986	→
Quarter ending June 2017	972	↓
Variance since June 2016	(1.3%)	↓



ACTIVITY

Cumulative percentage of contracted UDA delivered 2017 & 2018



Month	Adjusted Scheduled Activity (UDA)	
	2017	2018
April	44	42
May	198	240
June	344	377
July	524	
August	758	
September	974	
October	1,146	
November	1,331	
December	1,453	
January	1,613	
February	1,878	
March	2,058	
April	2,215	
May	2,237	
June	2,237	

QUALITY

	Quantity	Base Number	Contract	LHB	Wales
% of FP17s for the same patient ID Re-attending within 3 months - Children	10	197	5.1%	9.1%	11.2%
% of FP17s for the same patient ID Re-attending within 3 months - Adults	18	111	16.2%	15.9%	16.4%
% of FP17s for the same patient ID Re-attending between 3 & 9 months - Children	120	197	60.9%	56.3%	58.1%
% of FP17s for the same patient ID Re-attending between 3 & 9 months - Adults	68	111	61.3%	54.2%	54.8%
% of FP17s for Band 1 Urgent Courses	16	218	7.3%	10.0%	9.2%
% of FP17s Relating to Free Repair or Replacements	0	218	0.0%	0.8%	0.8%
% of FP17s Relating to Continuations	1	218	0.5%	0.8%	0.9%
% of Patients satisfied with the dentistry they have received	1	3	N/A	92.4%	92.1%
% of Patients satisfied with the time they had to wait for an appointment	1	3	N/A	88.9%	87.5%

* This is based on patients treated on this contract for their most recent course of treatment. Figures in italics indicate the base number of FP17s or Patient Questionnaire responses are less than 100. N/A is shown where the base number of responses is less than 10 during the period. % is calculated as Quantity/Base number*100

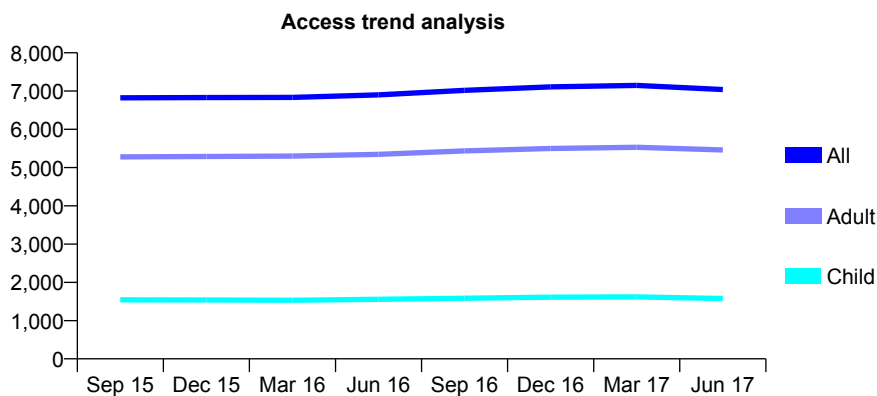
7A4 - Vital Signs At a Glance Contract Report for 157481/0001 - June 2017

Name or company name	Birchwood Health Ltd
Contract type name	GDS Contract
Purpose of contract	General
Contract start date	01/09/2009
Contract end date	

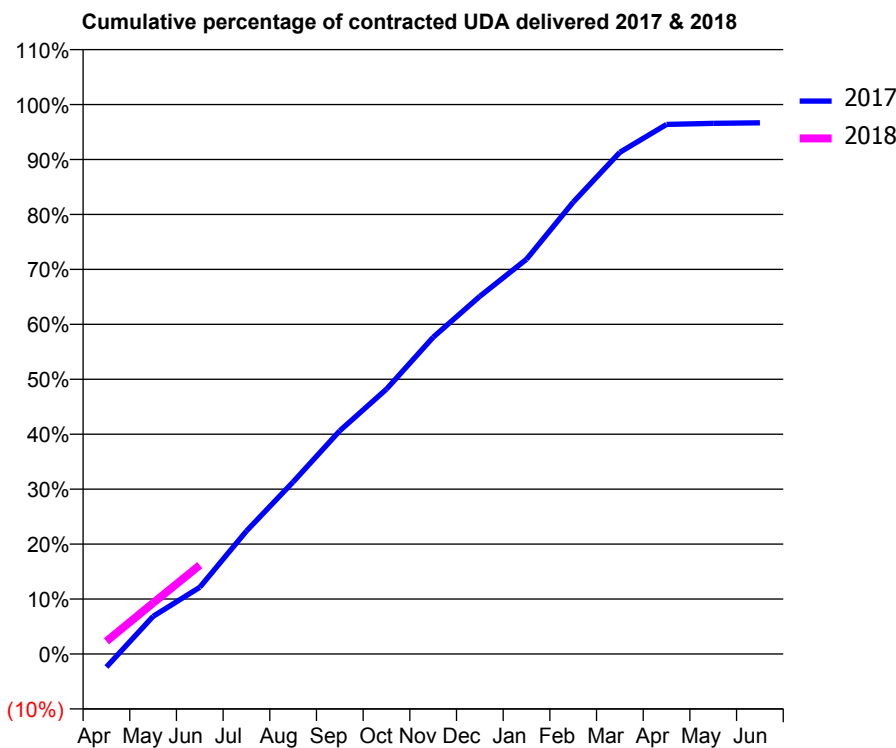
17/18 Contracted general activity (UDA)	26,295
Carry forward general activity (UDA)	0
17/18 Contracted orthodontic activity (UOA)	0
Carry forward orthodontic activity (UOA)	0
Baseline contract value	£599,137.24

ACCESS*

Patients seen in 24 months	Total	Change since previous quarter
Quarter ending June 2016	6,901	
Quarter ending September 2016	7,019	→
Quarter ending December 2016	7,111	→
Quarter ending March 2017	7,149	→
Quarter ending June 2017	7,041	↓
Variance since June 2016	2.0%	↑



ACTIVITY



Month	Adjusted Scheduled Activity (UDA)	
	2017	2018
April	-629	609
May	1,801	2,443
June	3,194	4,255
July	5,884	
August	8,235	
September	10,683	
October	12,673	
November	15,161	
December	17,118	
January	18,889	
February	21,625	
March	24,009	
April	25,343	
May	25,395	
June	25,422	

QUALITY

	Quantity	Base Number	Contract	LHB	Wales
% of FP17s for the same patient ID Re-attending within 3 months - Children	70	548	12.8%	9.1%	11.2%
% of FP17s for the same patient ID Re-attending within 3 months - Adults	432	1,951	22.1%	15.9%	16.4%
% of FP17s for the same patient ID Re-attending between 3 & 9 months - Children	299	548	54.6%	56.3%	58.1%
% of FP17s for the same patient ID Re-attending between 3 & 9 months - Adults	1,036	1,951	53.1%	54.2%	54.8%
% of FP17s for Band 1 Urgent Courses	222	1,909	11.6%	10.0%	9.2%
% of FP17s Relating to Free Repair or Replacements	31	1,909	1.6%	0.8%	0.8%
% of FP17s Relating to Continuations	29	1,909	1.5%	0.8%	0.9%
% of Patients satisfied with the dentistry they have received	29	34	85.3%	92.4%	92.1%
% of Patients satisfied with the time they had to wait for an appointment	29	34	85.3%	88.9%	87.5%

* This is based on patients treated on this contract for their most recent course of treatment. Figures in italics indicate the base number of FP17s or Patient Questionnaire responses are less than 100. N/A is shown where the base number of responses is less than 10 during the period. % is calculated as Quantity/Base number*100

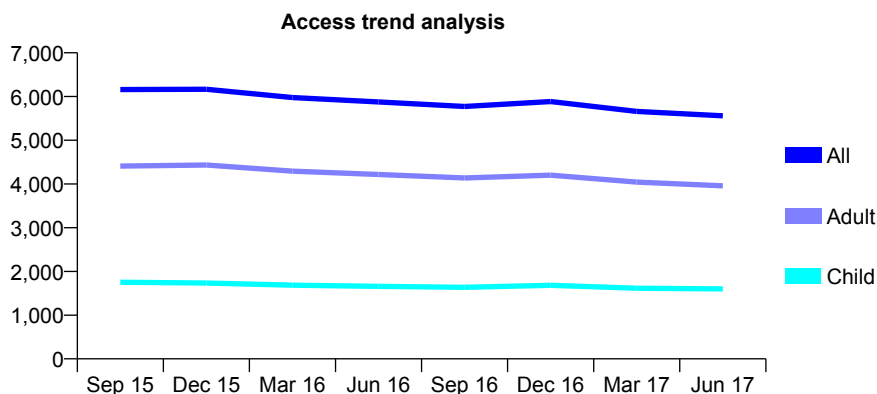
7A4 - Vital Signs At a Glance Contract Report for 158194/0014 - June 2017

Name or company name	Denticare Ltd
Contract type name	GDS Contract
Purpose of contract	General
Contract start date	06/01/2007
Contract end date	

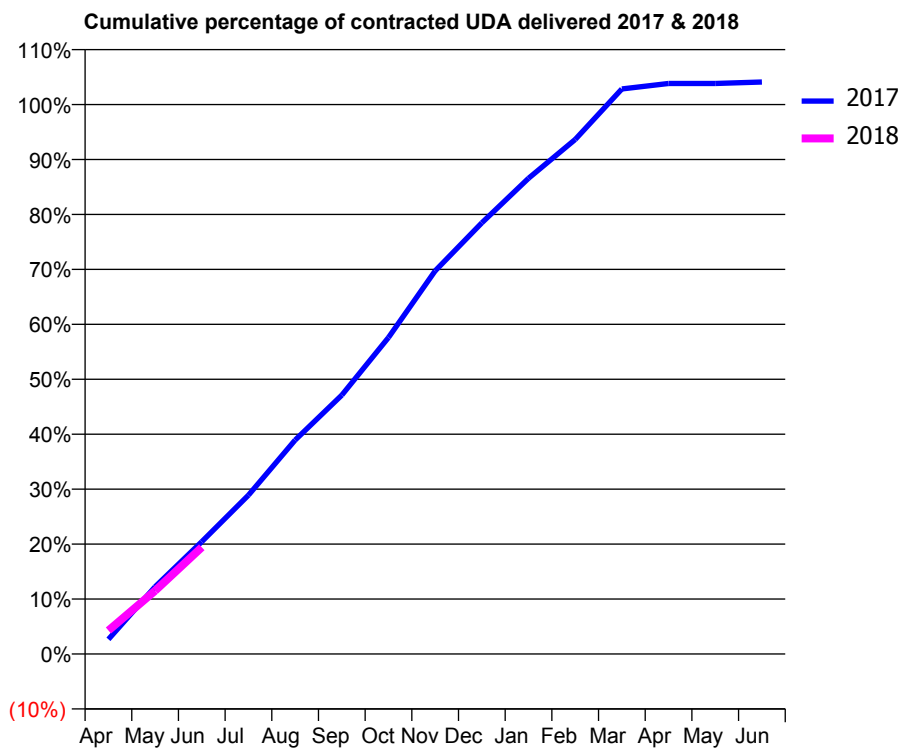
17/18 Contracted general activity (UDA)	17,966
Carry forward general activity (UDA)	0
17/18 Contracted orthodontic activity (UOA)	0
Carry forward orthodontic activity (UOA)	0
Baseline contract value	£440,594.92

ACCESS*

Patients seen in 24 months	Total	Change since previous quarter
Quarter ending June 2016	5,875	
Quarter ending September 2016	5,773	↓
Quarter ending December 2016	5,885	→
Quarter ending March 2017	5,658	↓
Quarter ending June 2017	5,558	↓
Variance since June 2016	(5.4%)	↓



ACTIVITY



Month	Adjusted Scheduled Activity (UDA)	
	2017	2018
April	483	769
May	2,199	2,070
June	3,672	3,491
July	5,195	
August	6,996	
September	8,466	
October	10,347	
November	12,529	
December	14,096	
January	15,551	
February	16,821	
March	18,473	
April	18,654	
May	18,654	
June	18,700	

QUALITY

	Quantity	Base Number	Contract	LHB	Wales
% of FP17s for the same patient ID Re-attending within 3 months - Children	21	424	5.0%	9.1%	11.2%
% of FP17s for the same patient ID Re-attending within 3 months - Adults	127	1,109	11.5%	15.9%	16.4%
% of FP17s for the same patient ID Re-attending between 3 & 9 months - Children	237	424	55.9%	56.3%	58.1%
% of FP17s for the same patient ID Re-attending between 3 & 9 months - Adults	645	1,109	58.2%	54.2%	54.8%
% of FP17s for Band 1 Urgent Courses	125	1,439	8.7%	10.0%	9.2%
% of FP17s Relating to Free Repair or Replacements	2	1,439	0.1%	0.8%	0.8%
% of FP17s Relating to Continuations	3	1,439	0.2%	0.8%	0.9%
% of Patients satisfied with the dentistry they have received	8	9	N/A	92.4%	92.1%
% of Patients satisfied with the time they had to wait for an appointment	8	9	N/A	88.9%	87.5%

* This is based on patients treated on this contract for their most recent course of treatment. Figures in italics indicate the base number of FP17s or Patient Questionnaire responses are less than 100. N/A is shown where the base number of responses is less than 10 during the period. % is calculated as Quantity/Base number*100

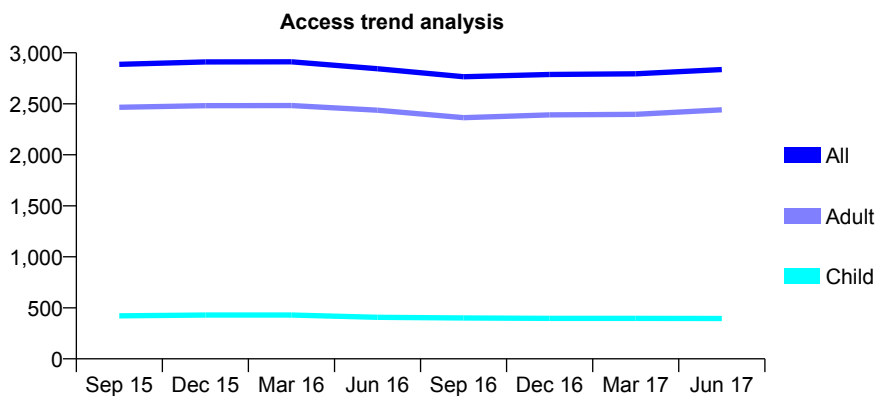
7A4 - Vital Signs At a Glance Contract Report for 158194/0020 - June 2017

Name or company name	Denticare Ltd
Contract type name	GDS Contract
Purpose of contract	General
Contract start date	01/05/2008
Contract end date	

17/18 Contracted general activity (UDA)	12,620
Carry forward general activity (UDA)	0
17/18 Contracted orthodontic activity (UOA)	0
Carry forward orthodontic activity (UOA)	0
Baseline contract value	£307,407.49

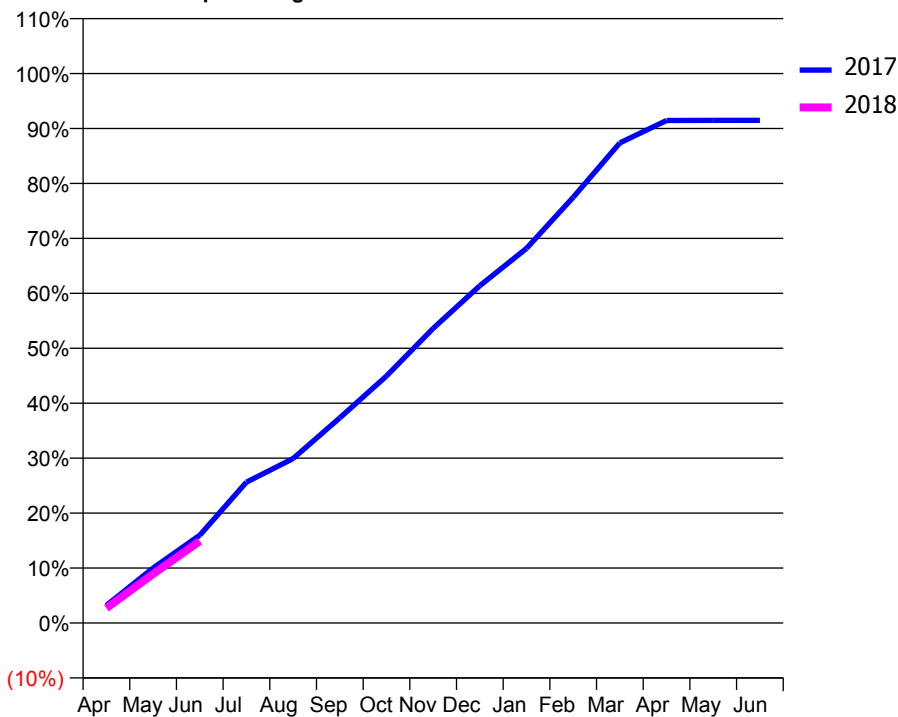
ACCESS*

Patients seen in 24 months	Total	Change since previous quarter
Quarter ending June 2016	2,844	
Quarter ending September 2016	2,765	↓
Quarter ending December 2016	2,788	→
Quarter ending March 2017	2,794	→
Quarter ending June 2017	2,836	→
Variance since June 2016	(0.3%)	→



ACTIVITY

Cumulative percentage of contracted UDA delivered 2017 & 2018



Month	Adjusted Scheduled Activity (UDA)	
	2017	2018
April	405	340
May	1,262	1,126
June	2,018	1,883
July	3,235	
August	3,779	
September	4,712	
October	5,673	
November	6,766	
December	7,747	
January	8,605	
February	9,777	
March	11,027	
April	11,541	
May	11,544	
June	11,544	

QUALITY

	Quantity	Base Number	Contract	LHB	Wales
% of FP17s for the same patient ID Re-attending within 3 months - Children	7	94	7.4%	9.1%	11.2%
% of FP17s for the same patient ID Re-attending within 3 months - Adults	66	697	9.5%	15.9%	16.4%
% of FP17s for the same patient ID Re-attending between 3 & 9 months - Children	58	94	61.7%	56.3%	58.1%
% of FP17s for the same patient ID Re-attending between 3 & 9 months - Adults	374	697	53.7%	54.2%	54.8%
% of FP17s for Band 1 Urgent Courses	47	652	7.2%	10.0%	9.2%
% of FP17s Relating to Free Repair or Replacements	1	652	0.2%	0.8%	0.8%
% of FP17s Relating to Continuations	6	652	0.9%	0.8%	0.9%
% of Patients satisfied with the dentistry they have received	10	12	83.3%	92.4%	92.1%
% of Patients satisfied with the time they had to wait for an appointment	10	12	83.3%	88.9%	87.5%

* This is based on patients treated on this contract for their most recent course of treatment. Figures in italics indicate the base number of FP17s or Patient Questionnaire responses are less than 100. N/A is shown where the base number of responses is less than 10 during the period. % is calculated as Quantity/Base number*100

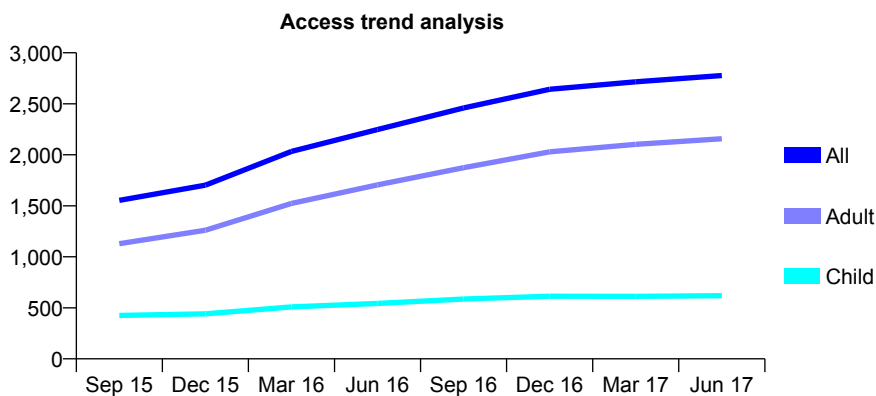
7A4 - Vital Signs At a Glance Contract Report for 158194/0027 - June 2017

Name or company name	Denticare Ltd
Contract type name	GDS Contract
Purpose of contract	General
Contract start date	01/04/2011
Contract end date	

17/18 Contracted general activity (UDA)	7,010
Carry forward general activity (UDA)	0
17/18 Contracted orthodontic activity (UOA)	0
Carry forward orthodontic activity (UOA)	0
Baseline contract value	£171,309.90

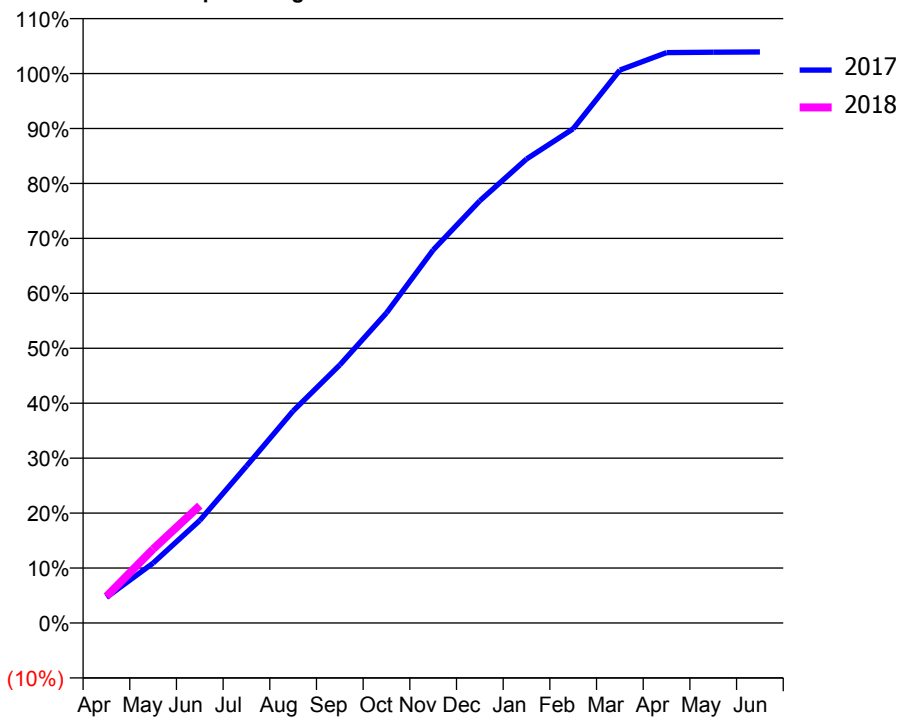
ACCESS*

Patients seen in 24 months	Total	Change since previous quarter
Quarter ending June 2016	2,248	
Quarter ending September 2016	2,460	↑
Quarter ending December 2016	2,643	↑
Quarter ending March 2017	2,716	↑
Quarter ending June 2017	2,777	↑
Variance since June 2016	23.5%	↑



ACTIVITY

Cumulative percentage of contracted UDA delivered 2017 & 2018



Month	Adjusted Scheduled Activity (UDA)	
	2017	2018
April	328	339
May	764	943
June	1,309	1,498
July	2,001	
August	2,706	
September	3,292	
October	3,956	
November	4,759	
December	5,386	
January	5,918	
February	6,306	
March	7,054	
April	7,277	
May	7,282	
June	7,285	

QUALITY

	Quantity	Base Number	Contract	LHB	Wales
% of FP17s for the same patient ID Re-attending within 3 months - Children	13	206	6.3%	9.1%	11.2%
% of FP17s for the same patient ID Re-attending within 3 months - Adults	97	748	13.0%	15.9%	16.4%
% of FP17s for the same patient ID Re-attending between 3 & 9 months - Children	123	206	59.7%	56.3%	58.1%
% of FP17s for the same patient ID Re-attending between 3 & 9 months - Adults	444	748	59.4%	54.2%	54.8%
% of FP17s for Band 1 Urgent Courses	63	823	7.7%	10.0%	9.2%
% of FP17s Relating to Free Repair or Replacements	3	823	0.4%	0.8%	0.8%
% of FP17s Relating to Continuations	6	823	0.7%	0.8%	0.9%
% of Patients satisfied with the dentistry they have received	16	16	100.0%	92.4%	92.1%
% of Patients satisfied with the time they had to wait for an appointment	14	16	87.5%	88.9%	87.5%

* This is based on patients treated on this contract for their most recent course of treatment. Figures in italics indicate the base number of FP17s or Patient Questionnaire responses are less than 100. N/A is shown where the base number of responses is less than 10 during the period. % is calculated as Quantity/Base number*100

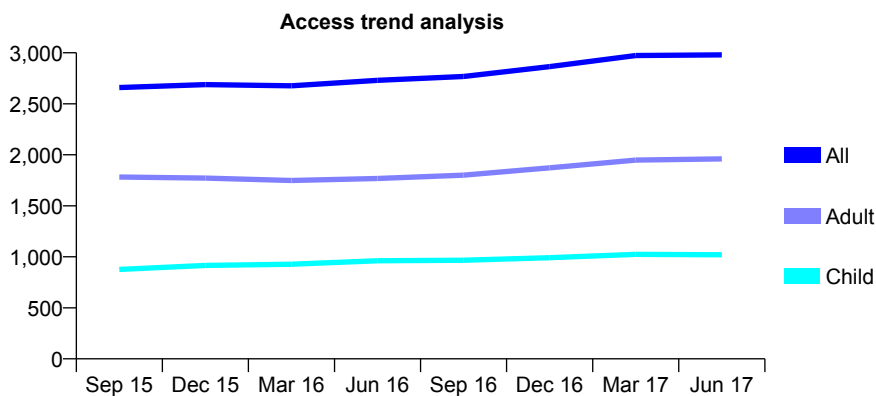
7A4 - Vital Signs At a Glance Contract Report for 158429/0001 - June 2017

Name or company name	PD Care Limited
Contract type name	GDS Contract
Purpose of contract	General
Contract start date	01/10/2011
Contract end date	

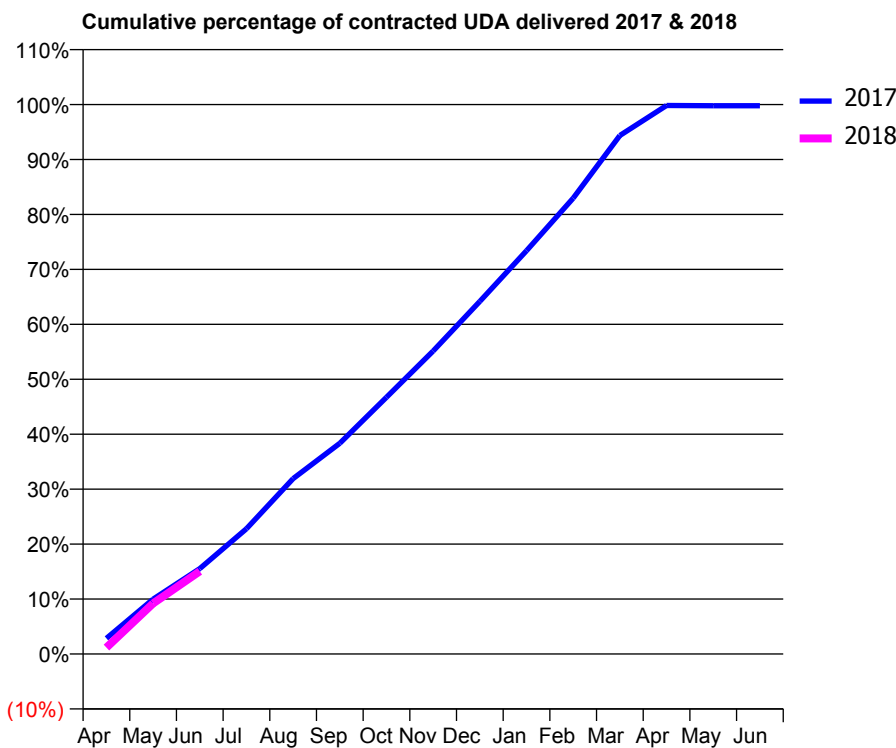
17/18 Contracted general activity (UDA)	10,160
Carry forward general activity (UDA)	0
17/18 Contracted orthodontic activity (UOA)	0
Carry forward orthodontic activity (UOA)	0
Baseline contract value	£248,326.76

ACCESS*

Patients seen in 24 months	Total	Change since previous quarter
Quarter ending June 2016	2,730	
Quarter ending September 2016	2,768	→
Quarter ending December 2016	2,865	↑
Quarter ending March 2017	2,973	↑
Quarter ending June 2017	2,980	→
Variance since June 2016	9.2%	↑



ACTIVITY



Month	Adjusted Scheduled Activity (UDA)	
	2017	2018
April	291	119
May	1,014	935
June	1,580	1,529
July	2,317	
August	3,242	
September	3,898	
October	4,748	
November	5,602	
December	6,520	
January	7,456	
February	8,429	
March	9,586	
April	10,142	
May	10,137	
June	10,137	

QUALITY

	Quantity	Base Number	Contract	LHB	Wales
% of FP17s for the same patient ID Re-attending within 3 months - Children	21	343	6.1%	9.1%	11.2%
% of FP17s for the same patient ID Re-attending within 3 months - Adults	115	773	14.9%	15.9%	16.4%
% of FP17s for the same patient ID Re-attending between 3 & 9 months - Children	248	343	72.3%	56.3%	58.1%
% of FP17s for the same patient ID Re-attending between 3 & 9 months - Adults	497	773	64.3%	54.2%	54.8%
% of FP17s for Band 1 Urgent Courses	46	890	5.2%	10.0%	9.2%
% of FP17s Relating to Free Repair or Replacements	9	890	1.0%	0.8%	0.8%
% of FP17s Relating to Continuations	9	890	1.0%	0.8%	0.9%
% of Patients satisfied with the dentistry they have received	62	65	95.4%	92.4%	92.1%
% of Patients satisfied with the time they had to wait for an appointment	57	65	87.7%	88.9%	87.5%

* This is based on patients treated on this contract for their most recent course of treatment. Figures in italics indicate the base number of FP17s or Patient Questionnaire responses are less than 100. N/A is shown where the base number of responses is less than 10 during the period. % is calculated as Quantity/Base number*100

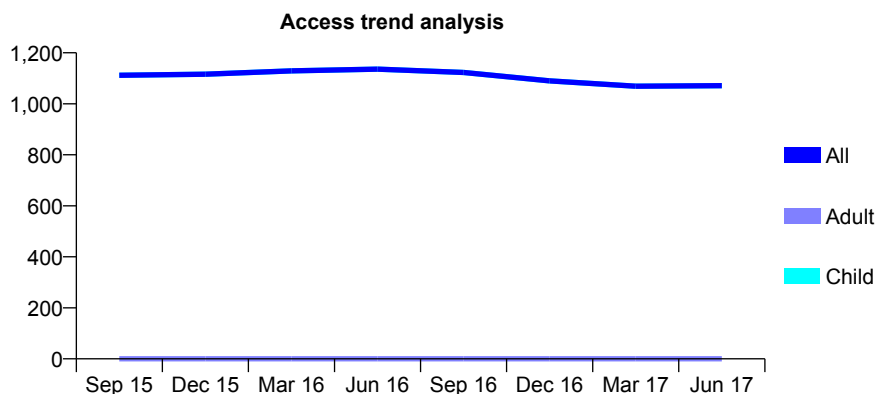
7A4 - Vital Signs At a Glance Contract Report for 159573/0001 - June 2017

Name or company name	S M Clark Limited
Contract type name	GDS Contract
Purpose of contract	General
Contract start date	01/11/2012
Contract end date	

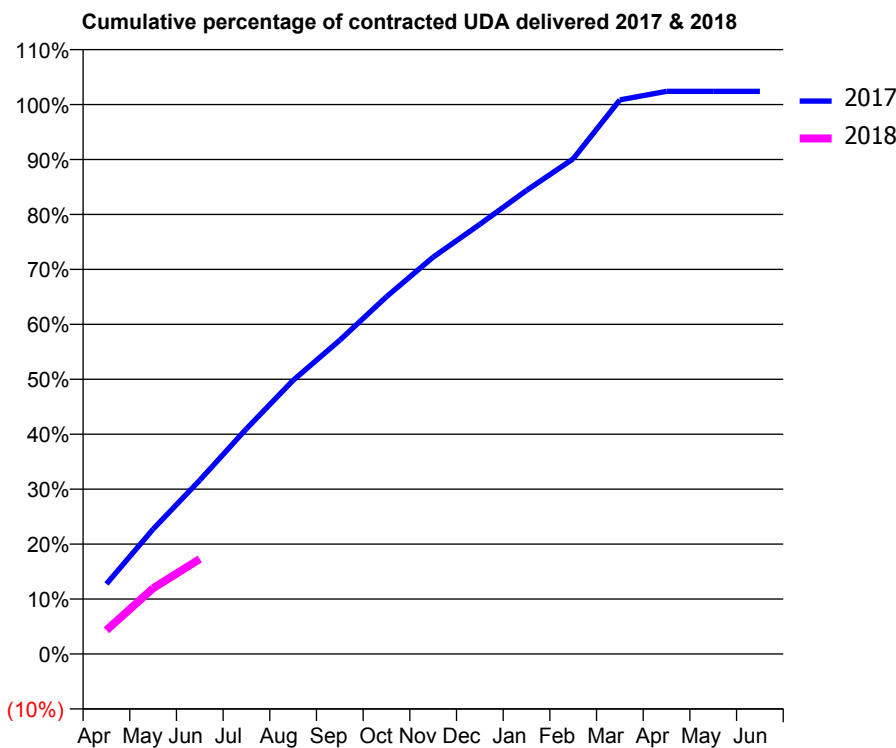
17/18 Contracted general activity (UDA)	2,315
Carry forward general activity (UDA)	0
17/18 Contracted orthodontic activity (UOA)	0
Carry forward orthodontic activity (UOA)	0
Baseline contract value	£54,890.15

ACCESS*

Patients seen in 24 months	Total	Change since previous quarter
Quarter ending June 2016	1,136	
Quarter ending September 2016	1,123	↓
Quarter ending December 2016	1,090	↓
Quarter ending March 2017	1,069	↓
Quarter ending June 2017	1,071	→
Variance since June 2016	(5.7%)	↓



ACTIVITY



Month	Adjusted Scheduled Activity (UDA)	
	2017	2018
April	295	100
May	526	277
June	732	400
July	949	
August	1,153	
September	1,322	
October	1,505	
November	1,672	
December	1,810	
January	1,953	
February	2,086	
March	2,334	
April	2,370	
May	2,370	
June	2,370	

QUALITY

	Quantity	Base Number	Contract	LHB	Wales
% of FP17s for the same patient ID Re-attending within 3 months - Children	8	343	2.3%	9.1%	11.2%
% of FP17s for the same patient ID Re-attending within 3 months - Adults	0	0	N/A	15.9%	16.4%
% of FP17s for the same patient ID Re-attending between 3 & 9 months - Children	240	343	70.0%	56.3%	58.1%
% of FP17s for the same patient ID Re-attending between 3 & 9 months - Adults	0	0	N/A	54.2%	54.8%
% of FP17s for Band 1 Urgent Courses	0	315	0.0%	10.0%	9.2%
% of FP17s Relating to Free Repair or Replacements	0	315	0.0%	0.8%	0.8%
% of FP17s Relating to Continuations	0	315	0.0%	0.8%	0.9%
% of Patients satisfied with the dentistry they have received	4	4	N/A	92.4%	92.1%
% of Patients satisfied with the time they had to wait for an appointment	4	4	N/A	88.9%	87.5%

* This is based on patients treated on this contract for their most recent course of treatment. Figures in italics indicate the base number of FP17s or Patient Questionnaire responses are less than 100. N/A is shown where the base number of responses is less than 10 during the period. % is calculated as Quantity/Base number*100

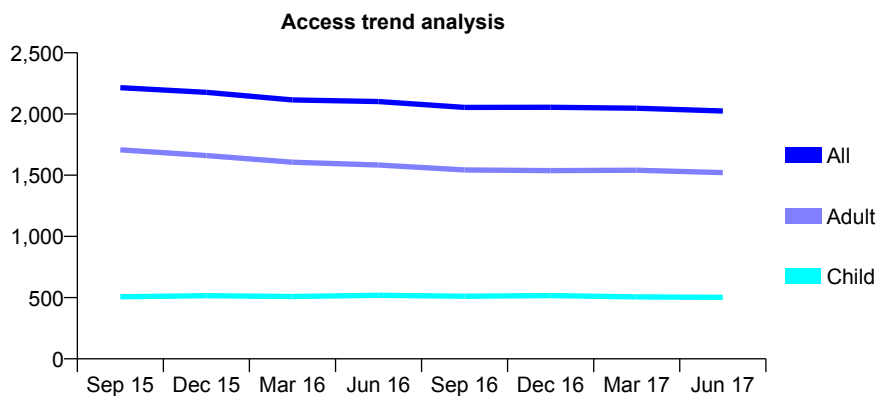
7A4 - Vital Signs At a Glance Contract Report for 161594/0001 - June 2017

Name or company name	Advance Dental Care Ltd
Contract type name	GDS Contract
Purpose of contract	General
Contract start date	16/06/2008
Contract end date	

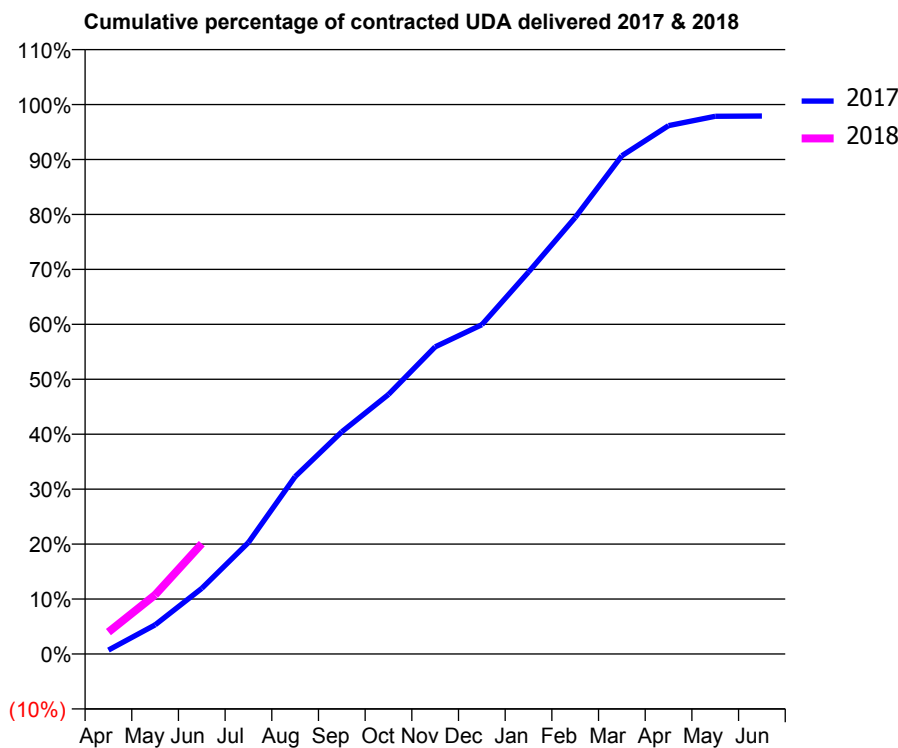
17/18 Contracted general activity (UDA)	10,500
Carry forward general activity (UDA)	0
17/18 Contracted orthodontic activity (UOA)	0
Carry forward orthodontic activity (UOA)	0
Baseline contract value	£257,308.40

ACCESS*

Patients seen in 24 months	Total	Change since previous quarter
Quarter ending June 2016	2,102	
Quarter ending September 2016	2,054	↓
Quarter ending December 2016	2,055	→
Quarter ending March 2017	2,047	→
Quarter ending June 2017	2,024	↓
Variance since June 2016	(3.7%)	↓



ACTIVITY



Month	Adjusted Scheduled Activity (UDA)	
	2017	2018
April	74	419
May	557	1,130
June	1,255	2,108
July	2,132	
August	3,389	
September	4,245	
October	4,959	
November	5,869	
December	6,292	
January	7,299	
February	8,340	
March	9,521	
April	10,098	
May	10,274	
June	10,279	

QUALITY

	Quantity	Base Number	Contract	LHB	Wales
% of FP17s for the same patient ID Re-attending within 3 months - Children	26	223	11.7%	9.1%	11.2%
% of FP17s for the same patient ID Re-attending within 3 months - Adults	186	745	25.0%	15.9%	16.4%
% of FP17s for the same patient ID Re-attending between 3 & 9 months - Children	131	223	58.7%	56.3%	58.1%
% of FP17s for the same patient ID Re-attending between 3 & 9 months - Adults	422	745	56.6%	54.2%	54.8%
% of FP17s for Band 1 Urgent Courses	82	702	11.7%	10.0%	9.2%
% of FP17s Relating to Free Repair or Replacements	7	702	1.0%	0.8%	0.8%
% of FP17s Relating to Continuations	23	702	3.3%	0.8%	0.9%
% of Patients satisfied with the dentistry they have received	21	21	100.0%	92.4%	92.1%
% of Patients satisfied with the time they had to wait for an appointment	18	21	85.7%	88.9%	87.5%

* This is based on patients treated on this contract for their most recent course of treatment. Figures in italics indicate the base number of FP17s or Patient Questionnaire responses are less than 100. N/A is shown where the base number of responses is less than 10 during the period. % is calculated as Quantity/Base number*100

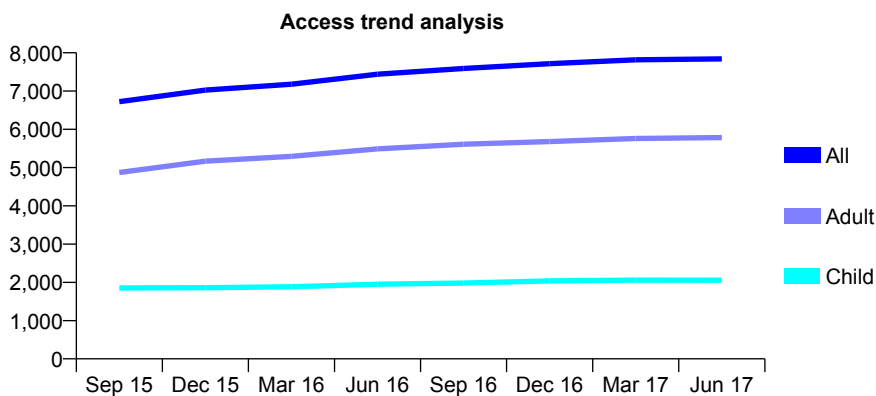
7A4 - Vital Signs At a Glance Contract Report for 165743/0001 - June 2017

Name or company name	MP Roach & CM Lloyd
Contract type name	GDS Contract
Purpose of contract	General
Contract start date	01/04/2011
Contract end date	

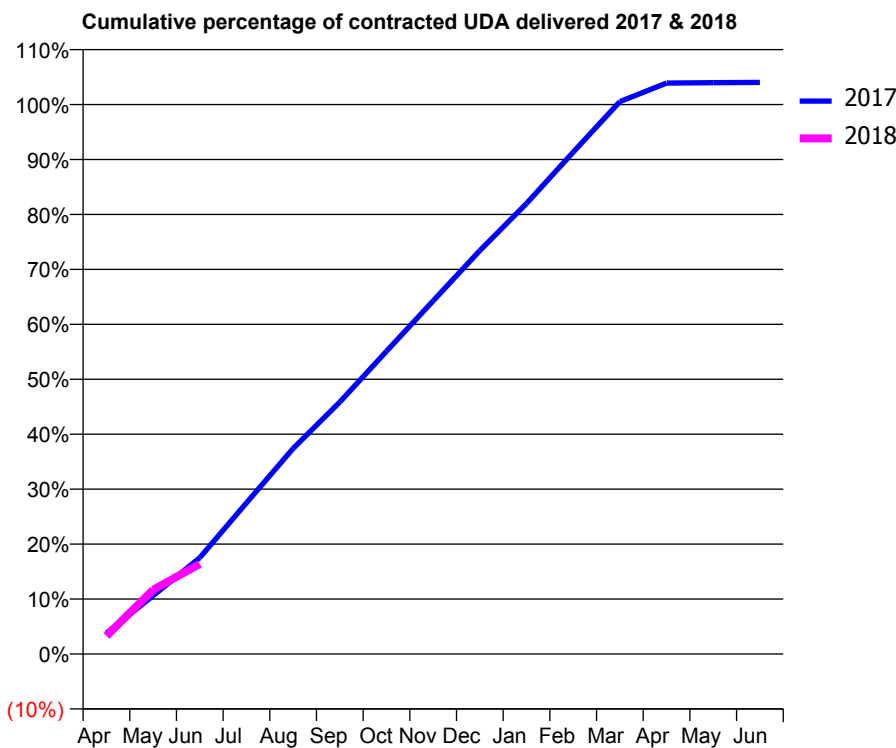
17/18 Contracted general activity (UDA)	22,554
Carry forward general activity (UDA)	0
17/18 Contracted orthodontic activity (UOA)	0
Carry forward orthodontic activity (UOA)	0
Baseline contract value	£577,565.46

ACCESS*

Patients seen in 24 months	Total	Change since previous quarter
Quarter ending June 2016	7,441	
Quarter ending September 2016	7,592	↑
Quarter ending December 2016	7,717	→
Quarter ending March 2017	7,817	→
Quarter ending June 2017	7,840	→
Variance since June 2016	5.4%	↑



ACTIVITY



Month	Adjusted Scheduled Activity (UDA)	
	2017	2018
April	857	744
May	2,396	2,633
June	3,954	3,696
July	6,201	
August	8,438	
September	10,342	
October	12,427	
November	14,493	
December	16,560	
January	18,491	
February	20,596	
March	22,673	
April	23,434	
May	23,451	
June	23,460	

QUALITY

	Quantity	Base Number	Contract	LHB	Wales
% of FP17s for the same patient ID Re-attending within 3 months - Children	45	654	6.9%	9.1%	11.2%
% of FP17s for the same patient ID Re-attending within 3 months - Adults	247	1,701	14.5%	15.9%	16.4%
% of FP17s for the same patient ID Re-attending between 3 & 9 months - Children	475	654	72.6%	56.3%	58.1%
% of FP17s for the same patient ID Re-attending between 3 & 9 months - Adults	1,122	1,701	66.0%	54.2%	54.8%
% of FP17s for Band 1 Urgent Courses	177	1,968	9.0%	10.0%	9.2%
% of FP17s Relating to Free Repair or Replacements	16	1,968	0.8%	0.8%	0.8%
% of FP17s Relating to Continuations	3	1,968	0.2%	0.8%	0.9%
% of Patients satisfied with the dentistry they have received	53	55	96.4%	92.4%	92.1%
% of Patients satisfied with the time they had to wait for an appointment	48	55	87.3%	88.9%	87.5%

* This is based on patients treated on this contract for their most recent course of treatment. Figures in italics indicate the base number of FP17s or Patient Questionnaire responses are less than 100. N/A is shown where the base number of responses is less than 10 during the period. % is calculated as Quantity/Base number*100

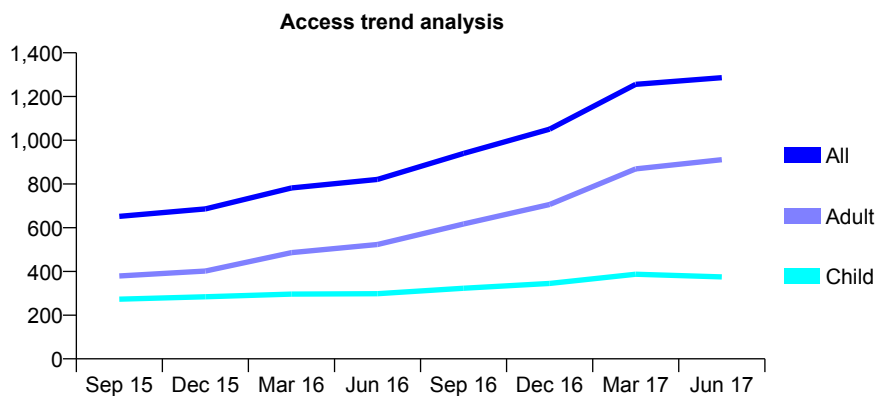
7A4 - Vital Signs At a Glance Contract Report for 172367/0001 - June 2017

Name or company name	Greenfield Dental Care Ltd
Contract type name	GDS Contract
Purpose of contract	General
Contract start date	01/04/2012
Contract end date	

17/18 Contracted general activity (UDA)	3,535
Carry forward general activity (UDA)	0
17/18 Contracted orthodontic activity (UOA)	0
Carry forward orthodontic activity (UOA)	0
Baseline contract value	£89,251.74

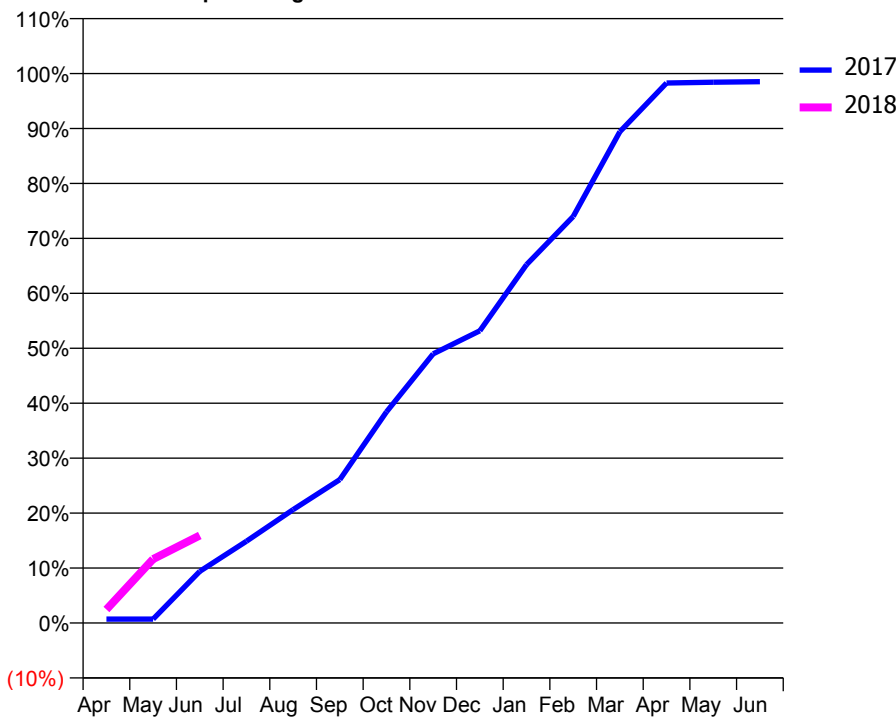
ACCESS*

Patients seen in 24 months	Total	Change since previous quarter
Quarter ending June 2016	821	
Quarter ending September 2016	940	↑
Quarter ending December 2016	1,051	↑
Quarter ending March 2017	1,256	↑
Quarter ending June 2017	1,286	↑
Variance since June 2016	56.6%	↑



ACTIVITY

Cumulative percentage of contracted UDA delivered 2017 & 2018



Month	Adjusted Scheduled Activity (UDA)	
	2017	2018
April	25	87
May	25	411
June	332	563
July	526	
August	730	
September	923	
October	1,358	
November	1,732	
December	1,880	
January	2,306	
February	2,615	
March	3,161	
April	3,474	
May	3,479	
June	3,482	

QUALITY

	Quantity	Base Number	Contract	LHB	Wales
% of FP17s for the same patient ID Re-attending within 3 months - Children	9	118	7.6%	9.1%	11.2%
% of FP17s for the same patient ID Re-attending within 3 months - Adults	43	260	16.5%	15.9%	16.4%
% of FP17s for the same patient ID Re-attending between 3 & 9 months - Children	69	118	58.5%	56.3%	58.1%
% of FP17s for the same patient ID Re-attending between 3 & 9 months - Adults	101	260	38.8%	54.2%	54.8%
% of FP17s for Band 1 Urgent Courses	19	232	8.2%	10.0%	9.2%
% of FP17s Relating to Free Repair or Replacements	4	232	1.7%	0.8%	0.8%
% of FP17s Relating to Continuations	0	232	0.0%	0.8%	0.9%
% of Patients satisfied with the dentistry they have received	3	3	N/A	92.4%	92.1%
% of Patients satisfied with the time they had to wait for an appointment	2	3	N/A	88.9%	87.5%

* This is based on patients treated on this contract for their most recent course of treatment. Figures in italics indicate the base number of FP17s or Patient Questionnaire responses are less than 100. N/A is shown where the base number of responses is less than 10 during the period. % is calculated as Quantity/Base number*100

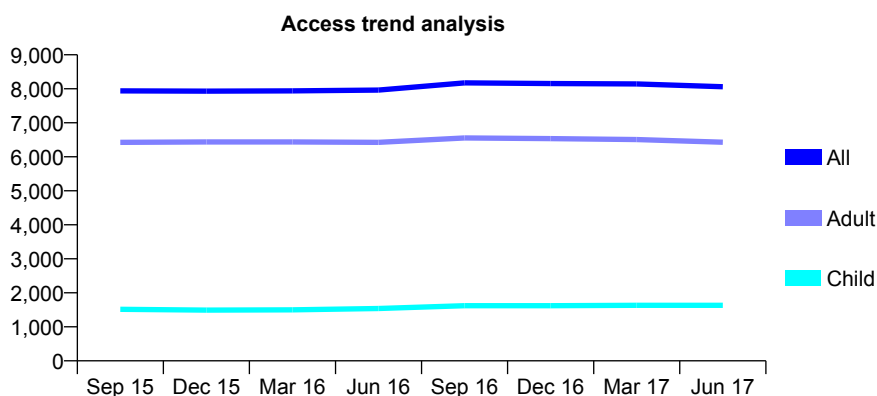
7A4 - Vital Signs At a Glance Contract Report for 172731/0001 - June 2017

Name or company name	Six Gables Dental Practice Ltd
Contract type name	GDS Contract
Purpose of contract	General
Contract start date	01/09/2010
Contract end date	

17/18 Contracted general activity (UDA)	22,715
Carry forward general activity (UDA)	0
17/18 Contracted orthodontic activity (UOA)	0
Carry forward orthodontic activity (UOA)	0
Baseline contract value	£514,386.90

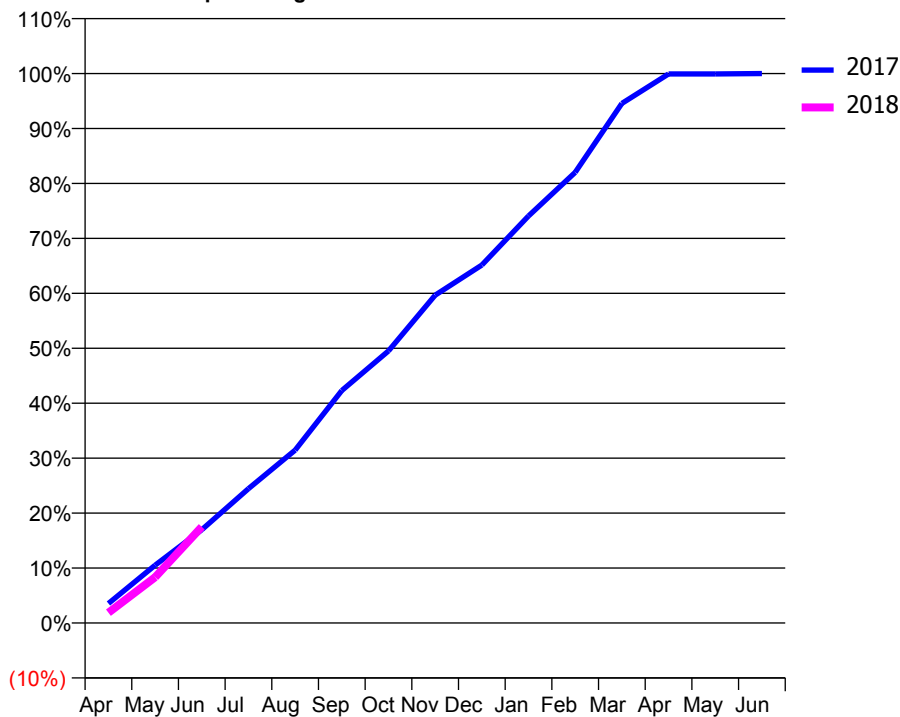
ACCESS*

Patients seen in 24 months	Total	Change since previous quarter
Quarter ending June 2016	7,964	
Quarter ending September 2016	8,175	↑
Quarter ending December 2016	8,155	→
Quarter ending March 2017	8,143	→
Quarter ending June 2017	8,062	→
Variance since June 2016	1.2%	→



ACTIVITY

Cumulative percentage of contracted UDA delivered 2017 & 2018



Adjusted Scheduled Activity (UDA)

Month	2017	2018
April	863	427
May	2,558	1,895
June	4,131	3,978
July	5,953	
August	7,656	
September	10,298	
October	12,048	
November	14,519	
December	15,855	
January	18,027	
February	19,957	
March	23,011	
April	24,315	
May	24,314	
June	24,330	

QUALITY

	Quantity	Base Number	Contract	LHB	Wales
% of FP17s for the same patient ID Re-attending within 3 months - Children	17	518	3.3%	9.1%	11.2%
% of FP17s for the same patient ID Re-attending within 3 months - Adults	212	2,063	10.3%	15.9%	16.4%
% of FP17s for the same patient ID Re-attending between 3 & 9 months - Children	277	518	53.5%	56.3%	58.1%
% of FP17s for the same patient ID Re-attending between 3 & 9 months - Adults	1,219	2,063	59.1%	54.2%	54.8%
% of FP17s for Band 1 Urgent Courses	50	1,959	2.6%	10.0%	9.2%
% of FP17s Relating to Free Repair or Replacements	8	1,959	0.4%	0.8%	0.8%
% of FP17s Relating to Continuations	8	1,959	0.4%	0.8%	0.9%
% of Patients satisfied with the dentistry they have received	44	47	93.6%	92.4%	92.1%
% of Patients satisfied with the time they had to wait for an appointment	43	47	91.5%	88.9%	87.5%

* This is based on patients treated on this contract for their most recent course of treatment. Figures in italics indicate the base number of FP17s or Patient Questionnaire responses are less than 100. N/A is shown where the base number of responses is less than 10 during the period. % is calculated as Quantity/Base number*100

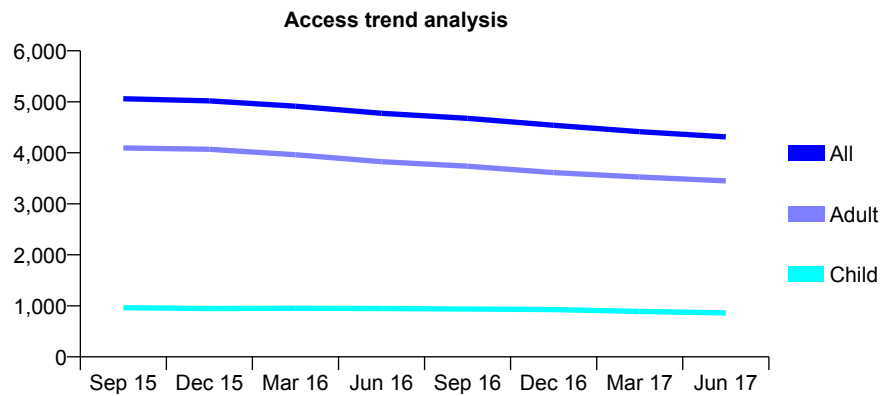
7A4 - Vital Signs At a Glance Contract Report for 174688/0001 - June 2017

Name or company name	Kevin Gracias & Amir Koochek
Contract type name	GDS Contract
Purpose of contract	General
Contract start date	01/04/2013
Contract end date	

17/18 Contracted general activity (UDA)	14,750
Carry forward general activity (UDA)	0
17/18 Contracted orthodontic activity (UOA)	0
Carry forward orthodontic activity (UOA)	0
Baseline contract value	£362,465.39

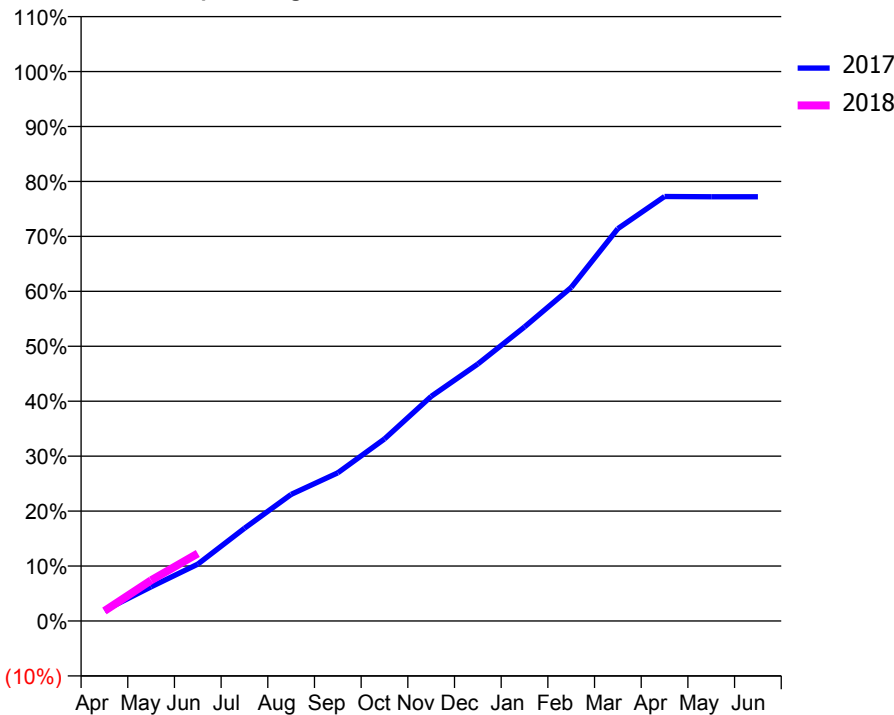
ACCESS*

Patients seen in 24 months	Total	Change since previous quarter
Quarter ending June 2016	4,774	
Quarter ending September 2016	4,675	↓
Quarter ending December 2016	4,540	↓
Quarter ending March 2017	4,415	↓
Quarter ending June 2017	4,312	↓
Variance since June 2016	(9.7%)	↓



ACTIVITY

Cumulative percentage of contracted UDA delivered 2017 & 2018



Month	Adjusted Scheduled Activity (UDA)	
	2017	2018
April	311	271
May	1,008	1,094
June	1,674	1,815
July	2,730	
August	3,731	
September	4,367	
October	5,366	
November	6,619	
December	7,571	
January	8,665	
February	9,827	
March	11,560	
April	12,505	
May	12,499	
June	12,499	

QUALITY

	Quantity	Base Number	Contract	LHB	Wales
% of FP17s for the same patient ID Re-attending within 3 months - Children	9	197	4.6%	9.1%	11.2%
% of FP17s for the same patient ID Re-attending within 3 months - Adults	129	832	15.5%	15.9%	16.4%
% of FP17s for the same patient ID Re-attending between 3 & 9 months - Children	91	197	46.2%	56.3%	58.1%
% of FP17s for the same patient ID Re-attending between 3 & 9 months - Adults	395	832	47.5%	54.2%	54.8%
% of FP17s for Band 1 Urgent Courses	58	786	7.4%	10.0%	9.2%
% of FP17s Relating to Free Repair or Replacements	13	786	1.7%	0.8%	0.8%
% of FP17s Relating to Continuations	5	786	0.6%	0.8%	0.9%
% of Patients satisfied with the dentistry they have received	13	15	86.7%	92.4%	92.1%
% of Patients satisfied with the time they had to wait for an appointment	13	15	86.7%	88.9%	87.5%

* This is based on patients treated on this contract for their most recent course of treatment. Figures in italics indicate the base number of FP17s or Patient Questionnaire responses are less than 100. N/A is shown where the base number of responses is less than 10 during the period. % is calculated as Quantity/Base number*100

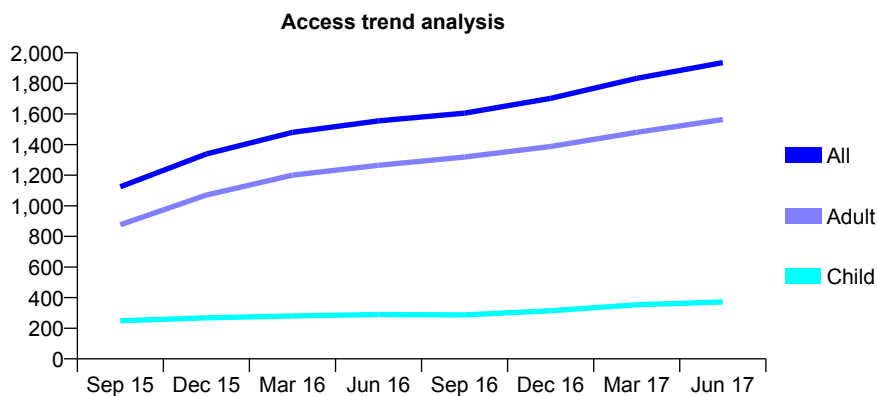
7A4 - Vital Signs At a Glance Contract Report for 182850/0001 - June 2017

Name or company name	M A Hill & S T Hill Ltd
Contract type name	GDS Contract
Purpose of contract	General
Contract start date	01/05/2011
Contract end date	

17/18 Contracted general activity (UDA)	6,721
Carry forward general activity (UDA)	0
17/18 Contracted orthodontic activity (UOA)	0
Carry forward orthodontic activity (UOA)	0
Baseline contract value	£119,380.83

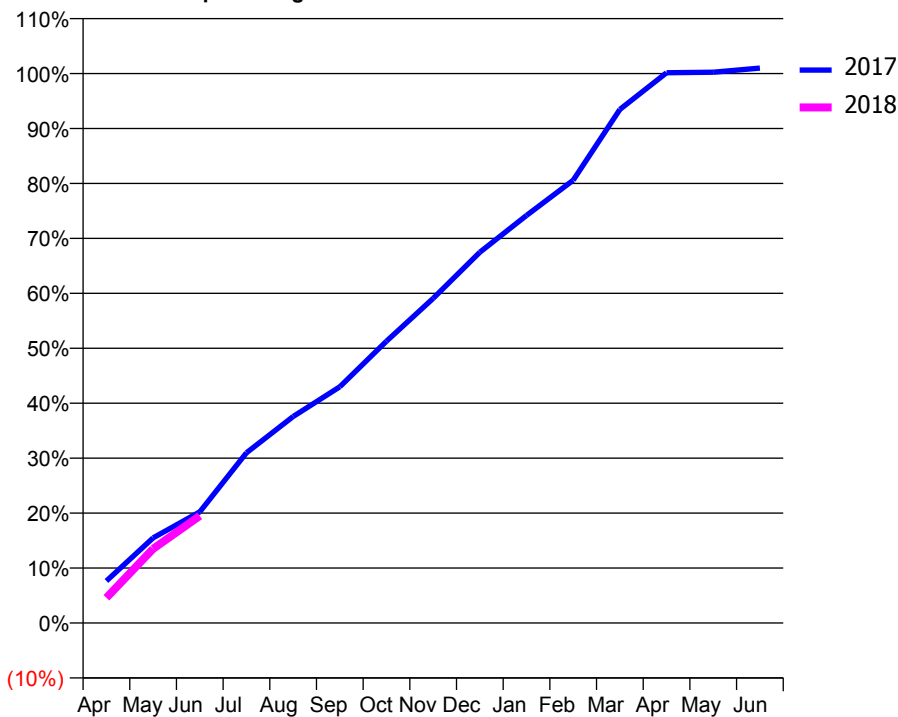
ACCESS*

Patients seen in 24 months	Total	Change since previous quarter
Quarter ending June 2016	1,555	
Quarter ending September 2016	1,606	↑
Quarter ending December 2016	1,702	↑
Quarter ending March 2017	1,833	↑
Quarter ending June 2017	1,936	↑
Variance since June 2016	24.5%	↑



ACTIVITY

Cumulative percentage of contracted UDA delivered 2017 & 2018



Month	Adjusted Scheduled Activity (UDA)	
	2017	2018
April	514	309
May	1,042	907
June	1,360	1,310
July	2,081	
August	2,526	
September	2,890	
October	3,447	
November	3,971	
December	4,535	
January	4,985	
February	5,416	
March	6,282	
April	6,730	
May	6,737	
June	6,787	

QUALITY

	Quantity	Base Number	Contract	LHB	Wales
% of FP17s for the same patient ID Re-attending within 3 months - Children	10	154	6.5%	9.1%	11.2%
% of FP17s for the same patient ID Re-attending within 3 months - Adults	86	578	14.9%	15.9%	16.4%
% of FP17s for the same patient ID Re-attending between 3 & 9 months - Children	89	154	57.8%	56.3%	58.1%
% of FP17s for the same patient ID Re-attending between 3 & 9 months - Adults	299	578	51.7%	54.2%	54.8%
% of FP17s for Band 1 Urgent Courses	50	566	8.8%	10.0%	9.2%
% of FP17s Relating to Free Repair or Replacements	12	566	2.1%	0.8%	0.8%
% of FP17s Relating to Continuations	1	566	0.2%	0.8%	0.9%
% of Patients satisfied with the dentistry they have received	4	5	N/A	92.4%	92.1%
% of Patients satisfied with the time they had to wait for an appointment	4	5	N/A	88.9%	87.5%

* This is based on patients treated on this contract for their most recent course of treatment. Figures in italics indicate the base number of FP17s or Patient Questionnaire responses are less than 100. N/A is shown where the base number of responses is less than 10 during the period. % is calculated as Quantity/Base number*100

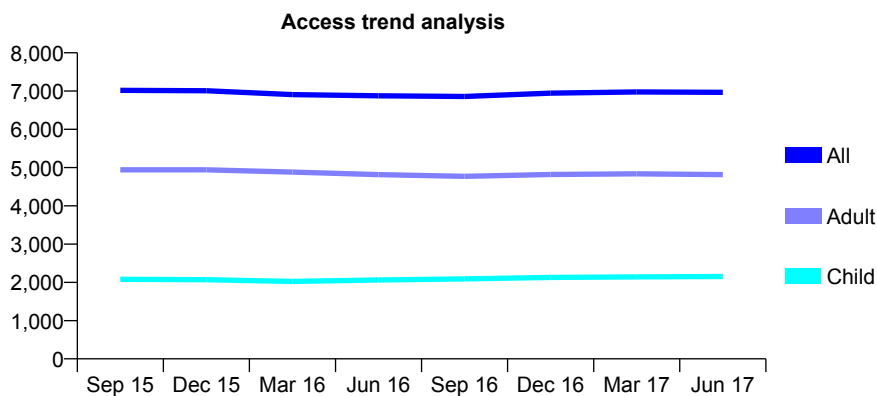
7A4 - Vital Signs At a Glance Contract Report for 190195/0016 - June 2017

Name or company name	Xeon Smiles UK Ltd
Contract type name	GDS Contract
Purpose of contract	General
Contract start date	01/04/2012
Contract end date	

17/18 Contracted general activity (UDA)	21,605
Carry forward general activity (UDA)	0
17/18 Contracted orthodontic activity (UOA)	0
Carry forward orthodontic activity (UOA)	0
Baseline contract value	£532,212.57

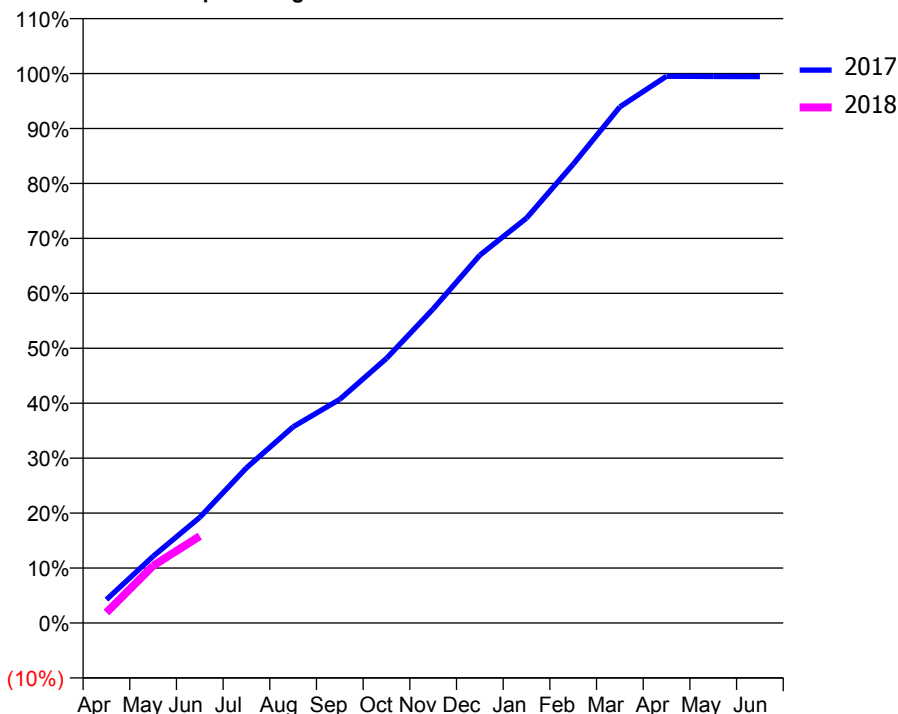
ACCESS*

Patients seen in 24 months	Total	Change since previous quarter
Quarter ending June 2016	6,877	
Quarter ending September 2016	6,858	→
Quarter ending December 2016	6,947	→
Quarter ending March 2017	6,978	→
Quarter ending June 2017	6,968	→
Variance since June 2016	1.3%	→



ACTIVITY

Cumulative percentage of contracted UDA delivered 2017 & 2018



Month	Adjusted Scheduled Activity (UDA)	
	2017	2018
April	919	411
May	2,626	2,249
June	4,153	3,418
July	6,098	
August	7,714	
September	8,797	
October	10,404	
November	12,350	
December	14,463	
January	15,920	
February	18,037	
March	20,293	
April	21,500	
May	21,488	
June	21,485	

QUALITY

	Quantity	Base Number	Contract	LHB	Wales
% of FP17s for the same patient ID Re-attending within 3 months - Children	34	651	5.2%	9.1%	11.2%
% of FP17s for the same patient ID Re-attending within 3 months - Adults	149	1,320	11.3%	15.9%	16.4%
% of FP17s for the same patient ID Re-attending between 3 & 9 months - Children	393	651	60.4%	56.3%	58.1%
% of FP17s for the same patient ID Re-attending between 3 & 9 months - Adults	679	1,320	51.4%	54.2%	54.8%
% of FP17s for Band 1 Urgent Courses	86	1,576	5.5%	10.0%	9.2%
% of FP17s Relating to Free Repair or Replacements	9	1,576	0.6%	0.8%	0.8%
% of FP17s Relating to Continuations	1	1,576	0.1%	0.8%	0.9%
% of Patients satisfied with the dentistry they have received	13	14	92.9%	92.4%	92.1%
% of Patients satisfied with the time they had to wait for an appointment	10	14	71.4%	88.9%	87.5%

* This is based on patients treated on this contract for their most recent course of treatment. Figures in italics indicate the base number of FP17s or Patient Questionnaire responses are less than 100. N/A is shown where the base number of responses is less than 10 during the period. % is calculated as Quantity/Base number*100

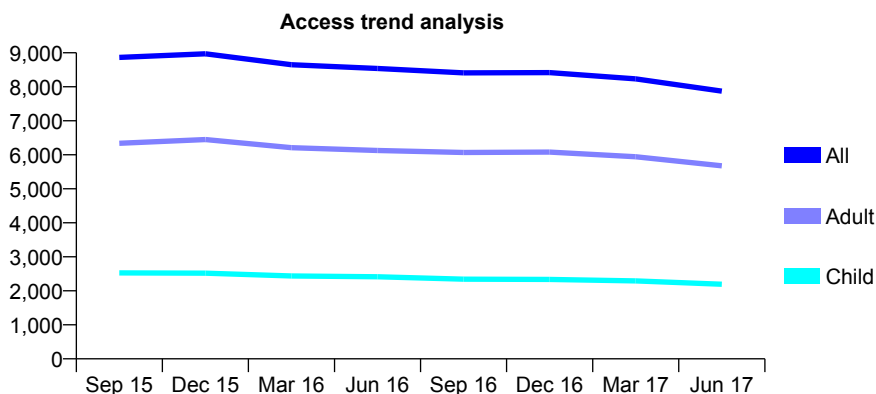
7A4 - Vital Signs At a Glance Contract Report for 190195/0017 - June 2017

Name or company name	Xeon Smiles UK Ltd
Contract type name	GDS Contract
Purpose of contract	General and Orthodontic
Contract start date	01/04/2012
Contract end date	

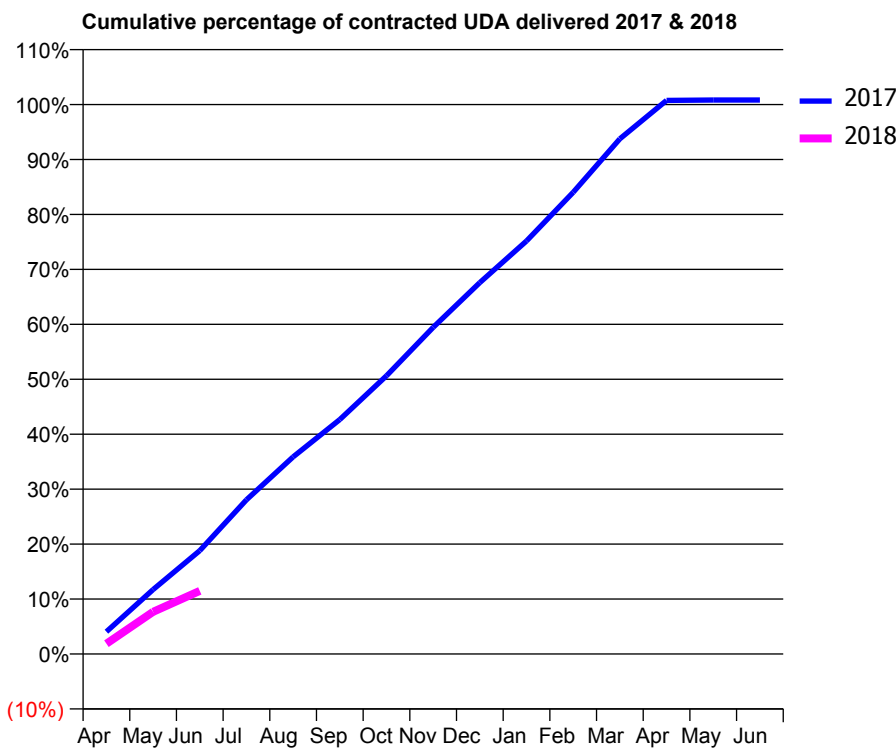
17/18 Contracted general activity (UDA)	31,000
Carry forward general activity (UDA)	0
17/18 Contracted orthodontic activity (UOA)	851
Carry forward orthodontic activity (UOA)	0
Baseline contract value	£807,957.96

ACCESS*

Patients seen in 24 months	Total	Change since previous quarter
Quarter ending June 2016	8,541	
Quarter ending September 2016	8,411	↓
Quarter ending December 2016	8,416	→
Quarter ending March 2017	8,235	↓
Quarter ending June 2017	7,874	↓
Variance since June 2016	(7.8%)	↓



ACTIVITY



Month	Adjusted Scheduled Activity (UDA)	
	2017	2018
April	1,260	581
May	3,641	2,380
June	5,838	3,561
July	8,704	
August	11,123	
September	13,230	
October	15,693	
November	18,430	
December	20,954	
January	23,302	
February	26,047	
March	29,061	
April	31,233	
May	31,252	
June	31,252	

QUALITY

	Quantity	Base Number	Contract	LHB	Wales
% of FP17s for the same patient ID Re-attending within 3 months - Children	54	605	8.9%	9.1%	11.2%
% of FP17s for the same patient ID Re-attending within 3 months - Adults	229	1,676	13.7%	15.9%	16.4%
% of FP17s for the same patient ID Re-attending between 3 & 9 months - Children	362	605	59.8%	56.3%	58.1%
% of FP17s for the same patient ID Re-attending between 3 & 9 months - Adults	972	1,676	58.0%	54.2%	54.8%
% of FP17s for Band 1 Urgent Courses	81	1,469	5.5%	10.0%	9.2%
% of FP17s Relating to Free Repair or Replacements	13	1,469	0.9%	0.8%	0.8%
% of FP17s Relating to Continuations	4	1,469	0.3%	0.8%	0.9%
% of Patients satisfied with the dentistry they have received	37	43	86.0%	92.4%	92.1%
% of Patients satisfied with the time they had to wait for an appointment	33	43	76.7%	88.9%	87.5%

* This is based on patients treated on this contract for their most recent course of treatment. Figures in italics indicate the base number of FP17s or Patient Questionnaire responses are less than 100. N/A is shown where the base number of responses is less than 10 during the period. % is calculated as Quantity/Base number*100

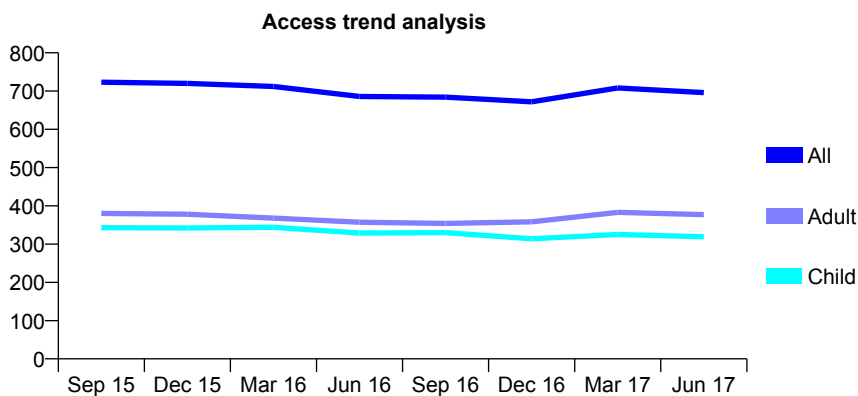
7A4 - Vital Signs At a Glance Contract Report for 190225/0001 - June 2017

Name or company name	Bay House Dental Practice Ltd
Contract type name	GDS Contract
Purpose of contract	General and Orthodontic
Contract start date	01/04/2011
Contract end date	

17/18 Contracted general activity (UDA)	2,544
Carry forward general activity (UDA)	0
17/18 Contracted orthodontic activity (UOA)	450
Carry forward orthodontic activity (UOA)	0
Baseline contract value	£103,821.41

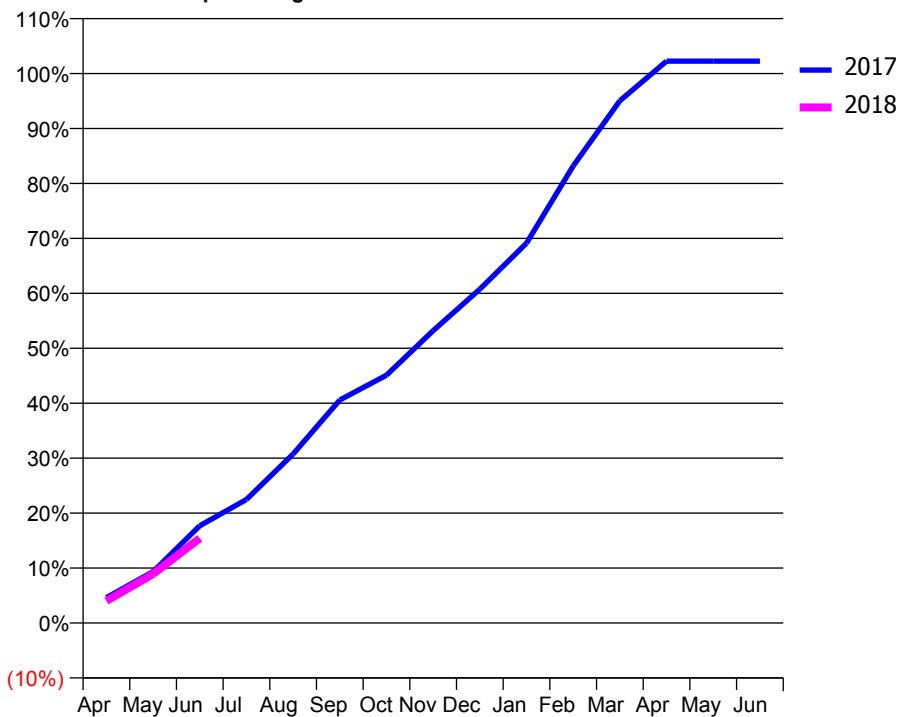
ACCESS*

Patients seen in 24 months	Total	Change since previous quarter
Quarter ending June 2016	686	
Quarter ending September 2016	684	→
Quarter ending December 2016	672	↓
Quarter ending March 2017	708	↑
Quarter ending June 2017	696	↓
Variance since June 2016	1.5%	→



ACTIVITY

Cumulative percentage of contracted UDA delivered 2017 & 2018



Month	Adjusted Scheduled Activity (UDA)	
	2017	2018
April	118	102
May	238	227
June	450	392
July	572	
August	783	
September	1,033	
October	1,148	
November	1,354	
December	1,546	
January	1,759	
February	2,116	
March	2,418	
April	2,601	
May	2,601	
June	2,601	

QUALITY

	Quantity	Base Number	Contract	LHB	Wales
% of FP17s for the same patient ID Re-attending within 3 months - Children	17	132	12.9%	9.1%	11.2%
% of FP17s for the same patient ID Re-attending within 3 months - Adults	31	146	21.2%	15.9%	16.4%
% of FP17s for the same patient ID Re-attending between 3 & 9 months - Children	88	132	66.7%	56.3%	58.1%
% of FP17s for the same patient ID Re-attending between 3 & 9 months - Adults	91	146	62.3%	54.2%	54.8%
% of FP17s for Band 1 Urgent Courses	26	193	13.5%	10.0%	9.2%
% of FP17s Relating to Free Repair or Replacements	0	193	0.0%	0.8%	0.8%
% of FP17s Relating to Continuations	1	193	0.5%	0.8%	0.9%
% of Patients satisfied with the dentistry they have received	3	3	N/A	92.4%	92.1%
% of Patients satisfied with the time they had to wait for an appointment	2	3	N/A	88.9%	87.5%

* This is based on patients treated on this contract for their most recent course of treatment. Figures in italics indicate the base number of FP17s or Patient Questionnaire responses are less than 100. N/A is shown where the base number of responses is less than 10 during the period. % is calculated as Quantity/Base number*100

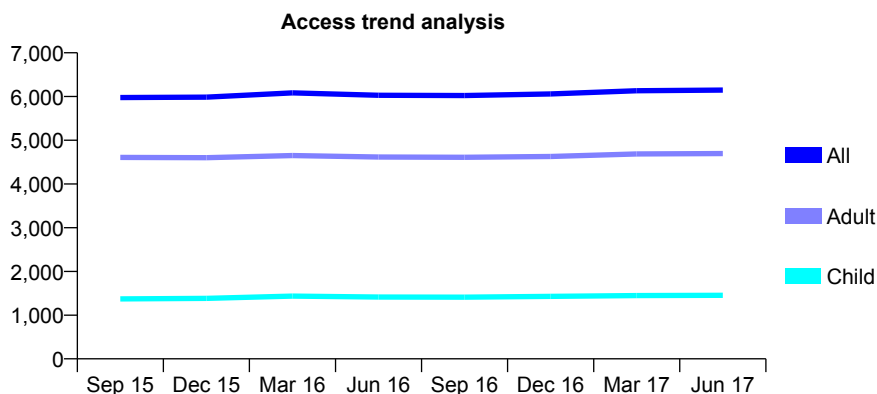
7A4 - Vital Signs At a Glance Contract Report for 191841/0001 - June 2017

Name or company name	RWH Limited
Contract type name	GDS Contract
Purpose of contract	General
Contract start date	01/04/2011
Contract end date	

17/18 Contracted general activity (UDA)	20,936
Carry forward general activity (UDA)	0
17/18 Contracted orthodontic activity (UOA)	0
Carry forward orthodontic activity (UOA)	0
Baseline contract value	£514,441.12

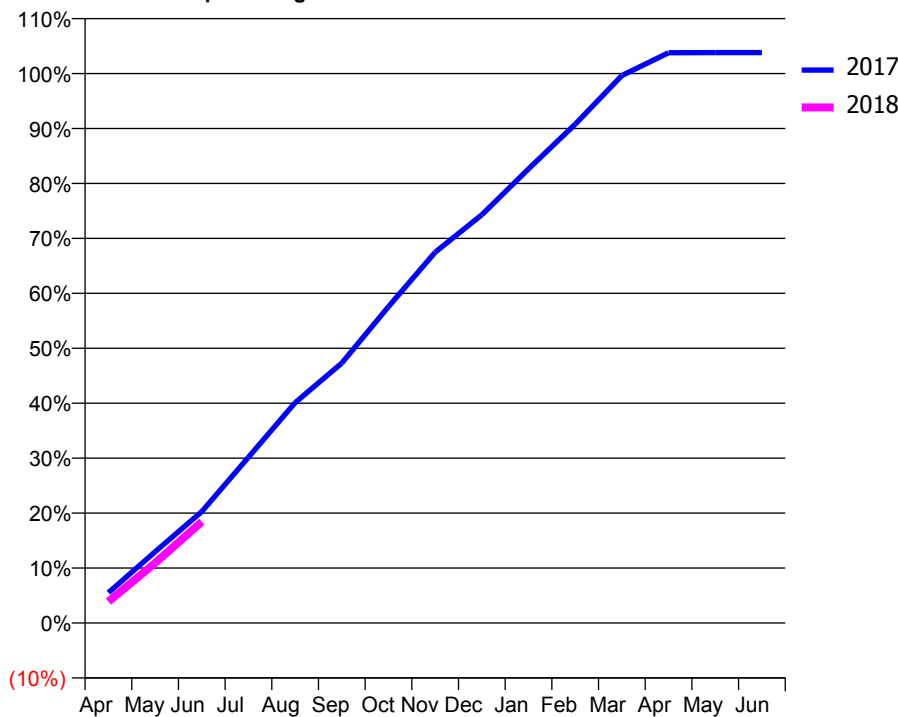
ACCESS*

Patients seen in 24 months	Total	Change since previous quarter
Quarter ending June 2016	6,030	
Quarter ending September 2016	6,021	→
Quarter ending December 2016	6,058	→
Quarter ending March 2017	6,132	→
Quarter ending June 2017	6,149	→
Variance since June 2016	2.0%	→



ACTIVITY

Cumulative percentage of contracted UDA delivered 2017 & 2018



Adjusted Scheduled Activity (UDA)

Month	2017	2018
April	1,157	814
May	2,718	2,290
June	4,246	3,859
July	6,319	
August	8,394	
September	9,902	
October	12,052	
November	14,128	
December	15,553	
January	17,301	
February	19,005	
March	20,857	
April	21,728	
May	21,732	
June	21,732	

QUALITY

	Quantity	Base Number	Contract	LHB	Wales
% of FP17s for the same patient ID Re-attending within 3 months - Children	57	499	11.4%	9.1%	11.2%
% of FP17s for the same patient ID Re-attending within 3 months - Adults	407	1,877	21.7%	15.9%	16.4%
% of FP17s for the same patient ID Re-attending between 3 & 9 months - Children	290	499	58.1%	56.3%	58.1%
% of FP17s for the same patient ID Re-attending between 3 & 9 months - Adults	1,102	1,877	58.7%	54.2%	54.8%
% of FP17s for Band 1 Urgent Courses	188	1,939	9.7%	10.0%	9.2%
% of FP17s Relating to Free Repair or Replacements	28	1,939	1.4%	0.8%	0.8%
% of FP17s Relating to Continuations	38	1,939	2.0%	0.8%	0.9%
% of Patients satisfied with the dentistry they have received	25	26	96.2%	92.4%	92.1%
% of Patients satisfied with the time they had to wait for an appointment	26	26	100.0%	88.9%	87.5%

* This is based on patients treated on this contract for their most recent course of treatment. Figures in italics indicate the base number of FP17s or Patient Questionnaire responses are less than 100. N/A is shown where the base number of responses is less than 10 during the period. % is calculated as Quantity/Base number*100

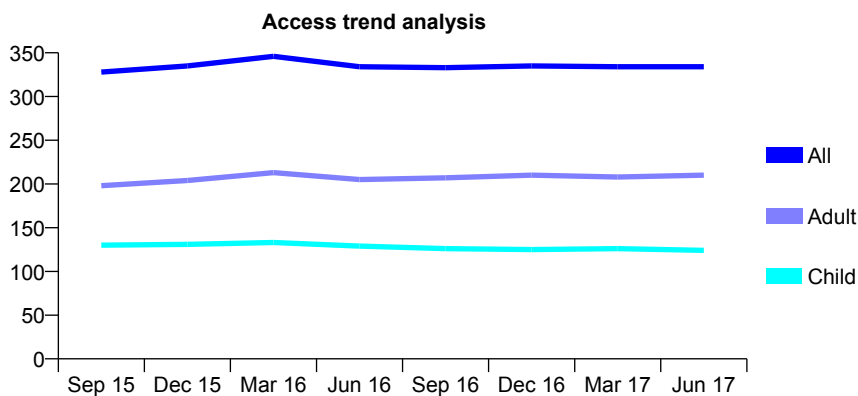
7A4 - Vital Signs At a Glance Contract Report for 195359/0001 - June 2017

Name or company name	Rebecca Close & David Edward Webster
Contract type name	GDS Contract
Purpose of contract	General
Contract start date	01/08/2013
Contract end date	

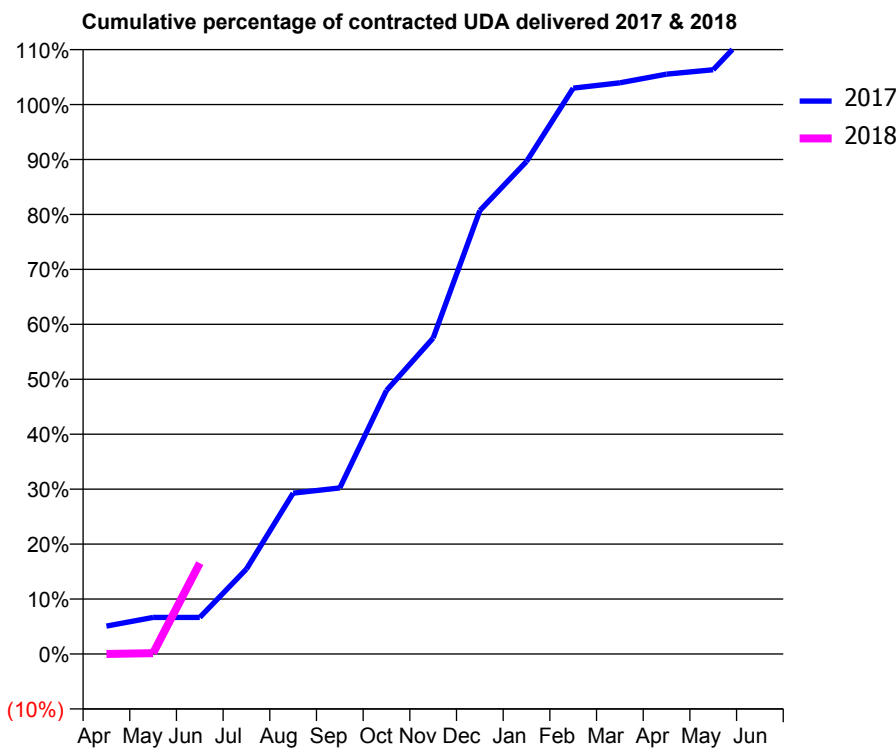
17/18 Contracted general activity (UDA)	630
Carry forward general activity (UDA)	0
17/18 Contracted orthodontic activity (UOA)	0
Carry forward orthodontic activity (UOA)	0
Baseline contract value	£16,340.84

ACCESS*

Patients seen in 24 months	Total	Change since previous quarter
Quarter ending June 2016	334	
Quarter ending September 2016	333	→
Quarter ending December 2016	335	→
Quarter ending March 2017	334	→
Quarter ending June 2017	334	→
Variance since June 2016	0.0%	→



ACTIVITY



Month	Adjusted Scheduled Activity (UDA)	
	2017	2018
April	32	0
May	42	1
June	42	104
July	97	
August	184	
September	190	
October	302	
November	362	
December	508	
January	565	
February	649	
March	655	
April	665	
May	670	
June	726	

QUALITY

	Quantity	Base Number	Contract	LHB	Wales
% of FP17s for the same patient ID Re-attending within 3 months - Children	0	28	0.0%	9.1%	11.2%
% of FP17s for the same patient ID Re-attending within 3 months - Adults	3	54	5.6%	15.9%	16.4%
% of FP17s for the same patient ID Re-attending between 3 & 9 months - Children	19	28	67.9%	56.3%	58.1%
% of FP17s for the same patient ID Re-attending between 3 & 9 months - Adults	31	54	57.4%	54.2%	54.8%
% of FP17s for Band 1 Urgent Courses	1	36	2.8%	10.0%	9.2%
% of FP17s Relating to Free Repair or Replacements	0	36	0.0%	0.8%	0.8%
% of FP17s Relating to Continuations	0	36	0.0%	0.8%	0.9%
% of Patients satisfied with the dentistry they have received	1	1	N/A	92.4%	92.1%
% of Patients satisfied with the time they had to wait for an appointment	1	1	N/A	88.9%	87.5%

* This is based on patients treated on this contract for their most recent course of treatment. Figures in italics indicate the base number of FP17s or Patient Questionnaire responses are less than 100. N/A is shown where the base number of responses is less than 10 during the period. % is calculated as Quantity/Base number*100

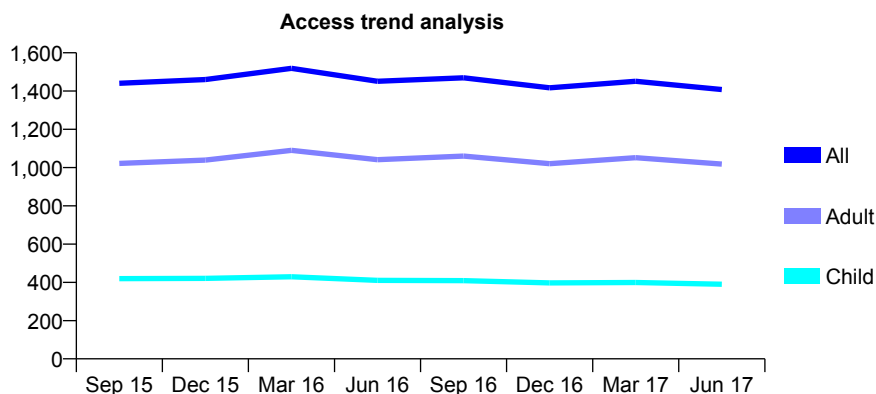
7A4 - Vital Signs At a Glance Contract Report for 222798/0001 - June 2017

Name or company name	MR RJ CAPRON
Contract type name	GDS Contract
Purpose of contract	General
Contract start date	01/04/2006
Contract end date	

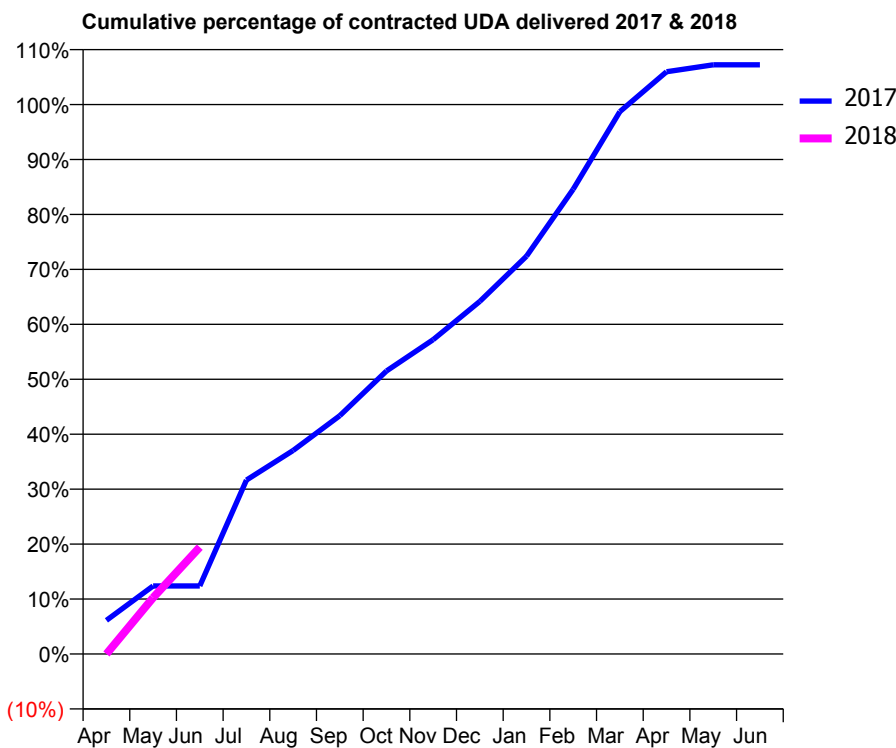
17/18 Contracted general activity (UDA)	4,839
Carry forward general activity (UDA)	0
17/18 Contracted orthodontic activity (UOA)	0
Carry forward orthodontic activity (UOA)	0
Baseline contract value	£137,758.61

ACCESS*

Patients seen in 24 months	Total	Change since previous quarter
Quarter ending June 2016	1,451	
Quarter ending September 2016	1,469	→
Quarter ending December 2016	1,417	↓
Quarter ending March 2017	1,451	↑
Quarter ending June 2017	1,408	↓
Variance since June 2016	(3.0%)	↓



ACTIVITY



Month	Adjusted Scheduled Activity (UDA)	
	2017	2018
April	296	0
May	599	496
June	599	941
July	1,532	
August	1,792	
September	2,099	
October	2,493	
November	2,768	
December	3,105	
January	3,503	
February	4,093	
March	4,777	
April	5,128	
May	5,188	
June	5,188	

QUALITY

	Quantity	Base Number	Contract	LHB	Wales
% of FP17s for the same patient ID Re-attending within 3 months - Children	15	115	13.0%	9.1%	11.2%
% of FP17s for the same patient ID Re-attending within 3 months - Adults	62	313	19.8%	15.9%	16.4%
% of FP17s for the same patient ID Re-attending between 3 & 9 months - Children	37	115	32.2%	56.3%	58.1%
% of FP17s for the same patient ID Re-attending between 3 & 9 months - Adults	143	313	45.7%	54.2%	54.8%
% of FP17s for Band 1 Urgent Courses	45	334	13.5%	10.0%	9.2%
% of FP17s Relating to Free Repair or Replacements	0	334	0.0%	0.8%	0.8%
% of FP17s Relating to Continuations	4	334	1.2%	0.8%	0.9%
% of Patients satisfied with the dentistry they have received	5	6	N/A	92.4%	92.1%
% of Patients satisfied with the time they had to wait for an appointment	5	6	N/A	88.9%	87.5%

* This is based on patients treated on this contract for their most recent course of treatment. Figures in italics indicate the base number of FP17s or Patient Questionnaire responses are less than 100. N/A is shown where the base number of responses is less than 10 during the period. % is calculated as Quantity/Base number*100

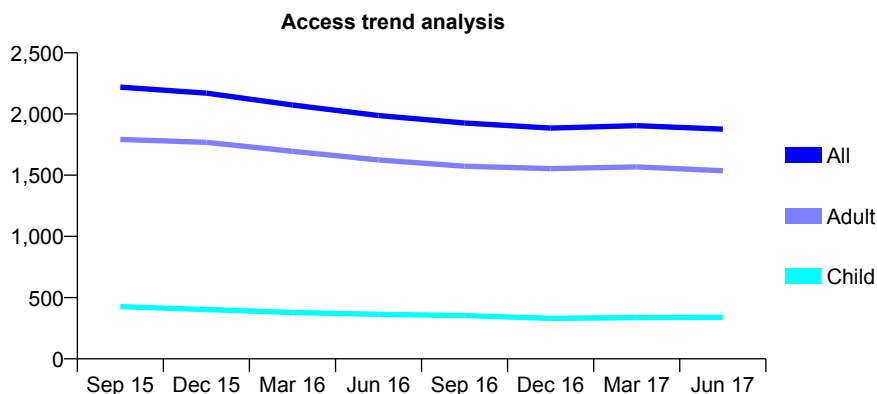
7A4 - Vital Signs At a Glance Contract Report for 239887/0001 - June 2017

Name or company name	MISS S YEGANEH
Contract type name	GDS Contract
Purpose of contract	General
Contract start date	01/04/2006
Contract end date	

17/18 Contracted general activity (UDA)	7,705
Carry forward general activity (UDA)	0
17/18 Contracted orthodontic activity (UOA)	0
Carry forward orthodontic activity (UOA)	0
Baseline contract value	£155,882.60

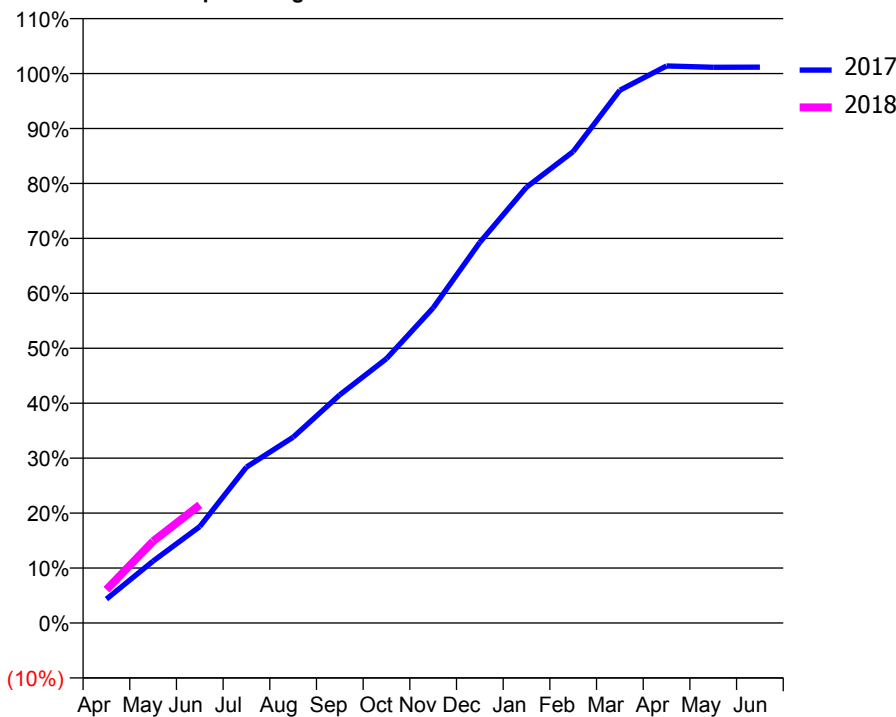
ACCESS*

Patients seen in 24 months	Total	Change since previous quarter
Quarter ending June 2016	1,988	
Quarter ending September 2016	1,926	↓
Quarter ending December 2016	1,885	↓
Quarter ending March 2017	1,905	→
Quarter ending June 2017	1,876	↓
Variance since June 2016	(5.6%)	↓



ACTIVITY

Cumulative percentage of contracted UDA delivered 2017 & 2018



Adjusted Scheduled Activity (UDA)

Month	2017	2018
April	336	469
May	869	1,146
June	1,353	1,657
July	2,187	
August	2,606	
September	3,200	
October	3,706	
November	4,420	
December	5,338	
January	6,110	
February	6,611	
March	7,471	
April	7,811	
May	7,792	
June	7,795	

QUALITY

	Quantity	Base Number	Contract	LHB	Wales
% of FP17s for the same patient ID Re-attending within 3 months - Children	4	158	2.5%	9.1%	11.2%
% of FP17s for the same patient ID Re-attending within 3 months - Adults	81	605	13.4%	15.9%	16.4%
% of FP17s for the same patient ID Re-attending between 3 & 9 months - Children	120	158	75.9%	56.3%	58.1%
% of FP17s for the same patient ID Re-attending between 3 & 9 months - Adults	372	605	61.5%	54.2%	54.8%
% of FP17s for Band 1 Urgent Courses	18	671	2.7%	10.0%	9.2%
% of FP17s Relating to Free Repair or Replacements	0	671	0.0%	0.8%	0.8%
% of FP17s Relating to Continuations	0	671	0.0%	0.8%	0.9%
% of Patients satisfied with the dentistry they have received	9	10	90.0%	92.4%	92.1%
% of Patients satisfied with the time they had to wait for an appointment	10	10	100.0%	88.9%	87.5%

* This is based on patients treated on this contract for their most recent course of treatment. Figures in italics indicate the base number of FP17s or Patient Questionnaire responses are less than 100. N/A is shown where the base number of responses is less than 10 during the period. % is calculated as Quantity/Base number*100

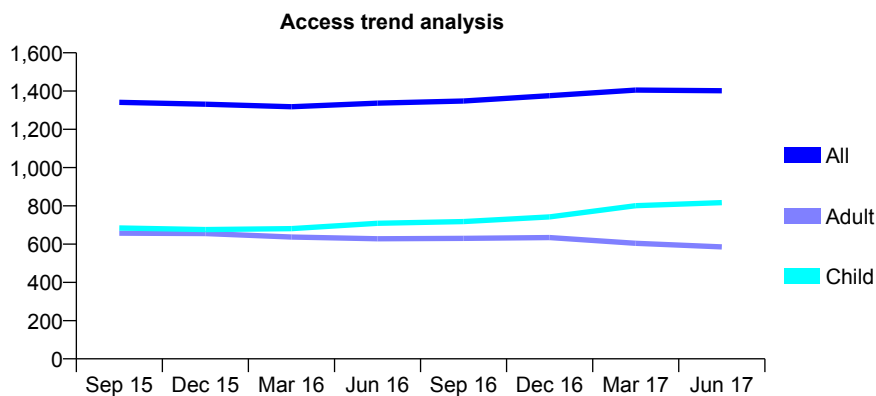
7A4 - Vital Signs At a Glance Contract Report for 250090/0001 - June 2017

Name or company name	MR M THOMAS
Contract type name	GDS Contract
Purpose of contract	General
Contract start date	01/04/2006
Contract end date	

17/18 Contracted general activity (UDA)	4,018
Carry forward general activity (UDA)	0
17/18 Contracted orthodontic activity (UOA)	0
Carry forward orthodontic activity (UOA)	0
Baseline contract value	£99,762.00

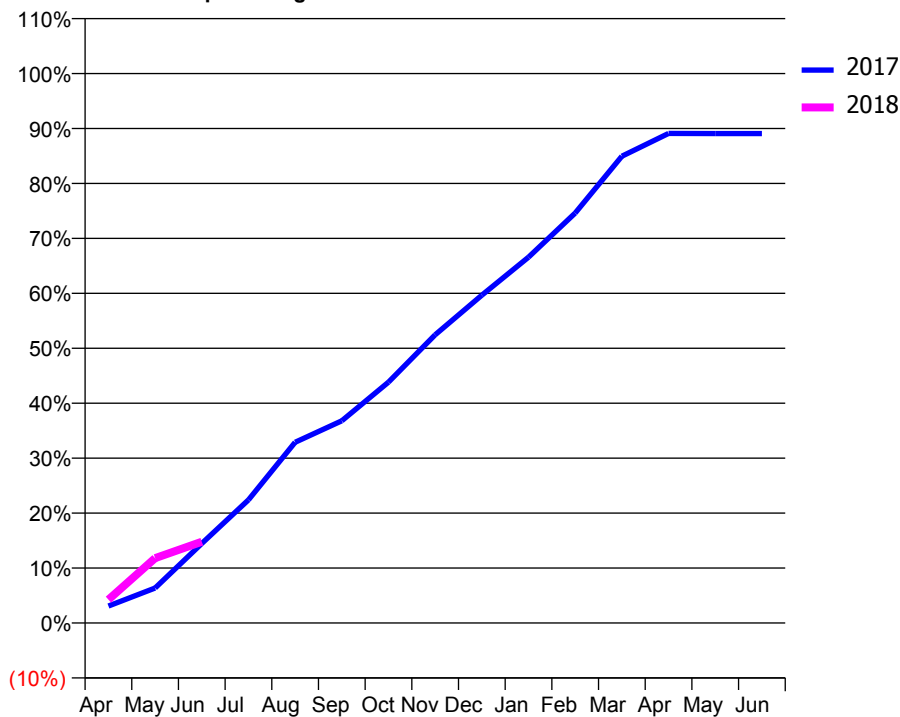
ACCESS*

Patients seen in 24 months	Total	Change since previous quarter
Quarter ending June 2016	1,337	
Quarter ending September 2016	1,348	→
Quarter ending December 2016	1,376	↑
Quarter ending March 2017	1,405	↑
Quarter ending June 2017	1,402	→
Variance since June 2016	4.9%	↑



ACTIVITY

Cumulative percentage of contracted UDA delivered 2017 & 2018



Adjusted Scheduled Activity (UDA)		
Month	2017	2018
April	140	171
May	288	474
June	653	594
July	1,011	
August	1,483	
September	1,660	
October	1,977	
November	2,365	
December	2,690	
January	3,002	
February	3,364	
March	3,830	
April	4,017	
May	4,016	
June	4,016	

QUALITY

	Quantity	Base Number	Contract	LHB	Wales
% of FP17s for the same patient ID Re-attending within 3 months - Children	41	333	12.3%	9.1%	11.2%
% of FP17s for the same patient ID Re-attending within 3 months - Adults	28	140	20.0%	15.9%	16.4%
% of FP17s for the same patient ID Re-attending between 3 & 9 months - Children	218	333	65.5%	56.3%	58.1%
% of FP17s for the same patient ID Re-attending between 3 & 9 months - Adults	85	140	60.7%	54.2%	54.8%
% of FP17s for Band 1 Urgent Courses	31	371	8.4%	10.0%	9.2%
% of FP17s Relating to Free Repair or Replacements	2	371	0.5%	0.8%	0.8%
% of FP17s Relating to Continuations	1	371	0.3%	0.8%	0.9%
% of Patients satisfied with the dentistry they have received	9	9	N/A	92.4%	92.1%
% of Patients satisfied with the time they had to wait for an appointment	9	9	N/A	88.9%	87.5%

* This is based on patients treated on this contract for their most recent course of treatment. Figures in italics indicate the base number of FP17s or Patient Questionnaire responses are less than 100. N/A is shown where the base number of responses is less than 10 during the period. % is calculated as Quantity/Base number*100

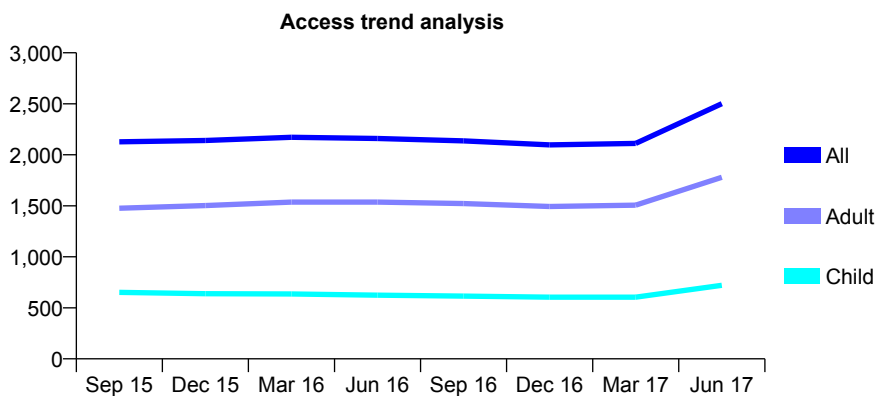
7A4 - Vital Signs At a Glance Contract Report for 264547/0001 - June 2017

Name or company name	MISS A WICKRAMASINGHE
Contract type name	GDS Contract
Purpose of contract	General
Contract start date	01/09/2010
Contract end date	

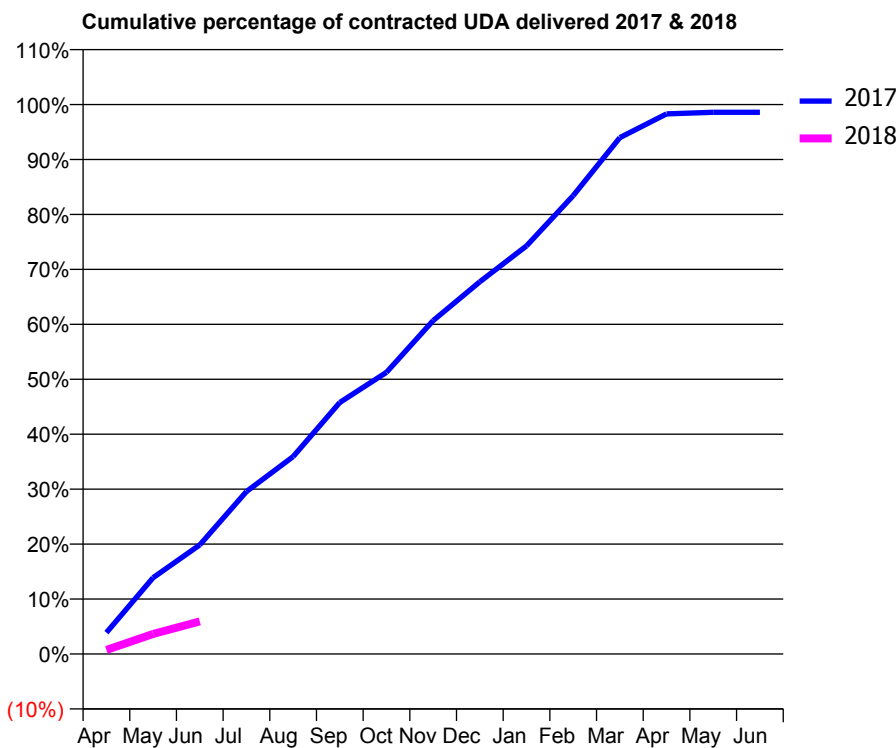
17/18 Contracted general activity (UDA)	20,624
Carry forward general activity (UDA)	0
17/18 Contracted orthodontic activity (UOA)	0
Carry forward orthodontic activity (UOA)	0
Baseline contract value	£487,207.01

ACCESS*

Patients seen in 24 months	Total	Change since previous quarter
Quarter ending June 2016	2,160	
Quarter ending September 2016	2,137	↓
Quarter ending December 2016	2,098	↓
Quarter ending March 2017	2,112	→
Quarter ending June 2017	2,501	↑
Variance since June 2016	15.8%	↑



ACTIVITY



Month	2017	2018
April	315	152
May	1,127	756
June	1,611	1,223
July	2,401	
August	2,916	
September	3,716	
October	4,161	
November	4,925	
December	5,499	
January	6,028	
February	6,770	
March	7,627	
April	7,978	
May	8,000	
June	8,000	

QUALITY

	Quantity	Base Number	Contract	LHB	Wales
% of FP17s for the same patient ID Re-attending within 3 months - Children	18	211	8.5%	9.1%	11.2%
% of FP17s for the same patient ID Re-attending within 3 months - Adults	96	559	17.2%	15.9%	16.4%
% of FP17s for the same patient ID Re-attending between 3 & 9 months - Children	126	211	59.7%	56.3%	58.1%
% of FP17s for the same patient ID Re-attending between 3 & 9 months - Adults	337	559	60.3%	54.2%	54.8%
% of FP17s for Band 1 Urgent Courses	68	635	10.7%	10.0%	9.2%
% of FP17s Relating to Free Repair or Replacements	15	635	2.4%	0.8%	0.8%
% of FP17s Relating to Continuations	9	635	1.4%	0.8%	0.9%
% of Patients satisfied with the dentistry they have received	15	15	100.0%	92.4%	92.1%
% of Patients satisfied with the time they had to wait for an appointment	15	15	100.0%	88.9%	87.5%

* This is based on patients treated on this contract for their most recent course of treatment. Figures in italics indicate the base number of FP17s or Patient Questionnaire responses are less than 100. N/A is shown where the base number of responses is less than 10 during the period. % is calculated as Quantity/Base number*100

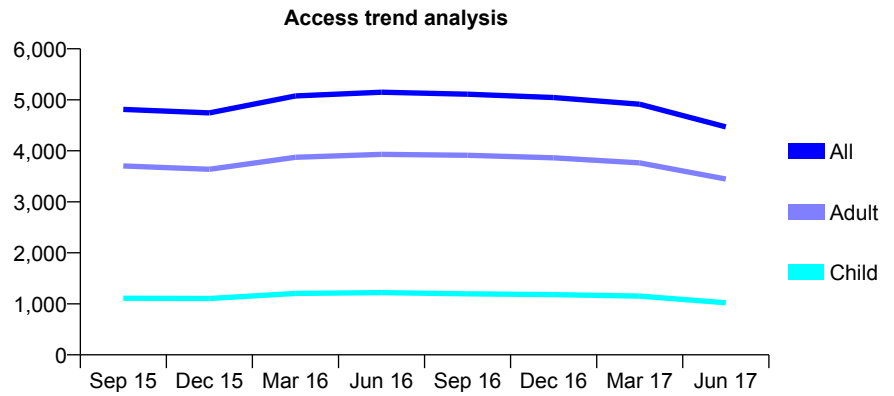
7A4 - Vital Signs At a Glance Contract Report for 359203/0001 - June 2017

Name or company name	MR DJ ROGERS
Contract type name	GDS Contract
Purpose of contract	General
Contract start date	01/11/2012
Contract end date	31/05/2017

17/18 Contracted general activity (UDA)	2,502
Carry forward general activity (UDA)	0
17/18 Contracted orthodontic activity (UOA)	0
Carry forward orthodontic activity (UOA)	0
Baseline contract value	£61,015.62

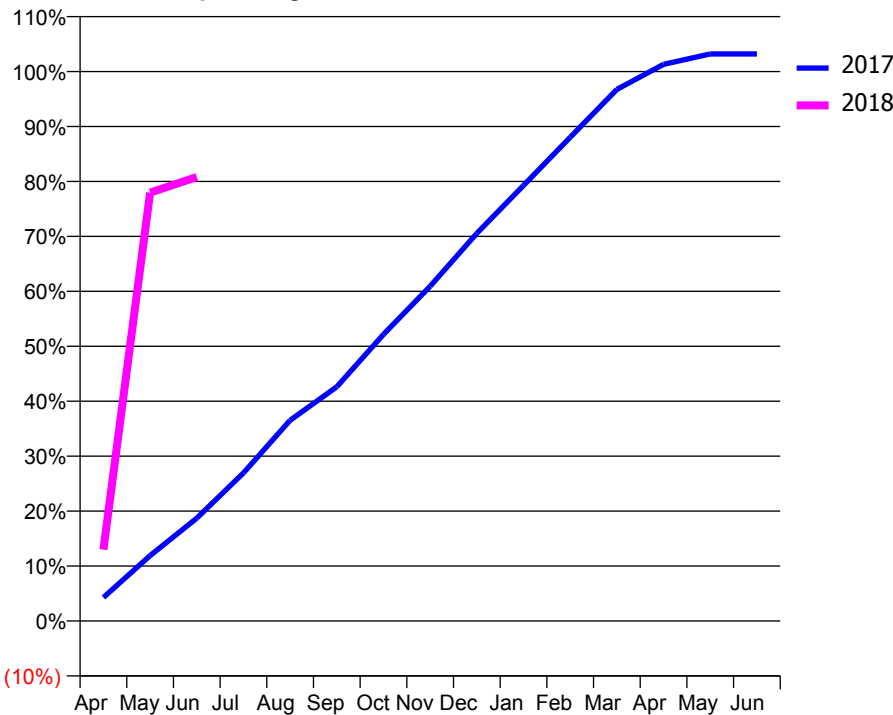
ACCESS*

Patients seen in 24 months	Total	Change since previous quarter
Quarter ending June 2016	5,150	
Quarter ending September 2016	5,110	→
Quarter ending December 2016	5,044	↓
Quarter ending March 2017	4,915	↓
Quarter ending June 2017	4,468	↓
Variance since June 2016	(13.2%)	↓



ACTIVITY

Cumulative percentage of contracted UDA delivered 2017 & 2018



Month	Adjusted Scheduled Activity (UDA)	
	2017	2018
April	643	325
May	1,788	1,950
June	2,810	2,022
July	4,045	
August	5,483	
September	6,397	
October	7,829	
November	9,145	
December	10,591	
January	11,896	
February	13,213	
March	14,520	
April	15,203	
May	15,488	
June	15,489	

QUALITY

	Quantity	Base Number	Contract	LHB	Wales
% of FP17s for the same patient ID Re-attending within 3 months - Children	17	297	5.7%	9.1%	11.2%
% of FP17s for the same patient ID Re-attending within 3 months - Adults	153	1,042	14.7%	15.9%	16.4%
% of FP17s for the same patient ID Re-attending between 3 & 9 months - Children	209	297	70.4%	56.3%	58.1%
% of FP17s for the same patient ID Re-attending between 3 & 9 months - Adults	629	1,042	60.4%	54.2%	54.8%
% of FP17s for Band 1 Urgent Courses	53	950	5.6%	10.0%	9.2%
% of FP17s Relating to Free Repair or Replacements	2	950	0.2%	0.8%	0.8%
% of FP17s Relating to Continuations	2	950	0.2%	0.8%	0.9%
% of Patients satisfied with the dentistry they have received	35	38	92.1%	92.4%	92.1%
% of Patients satisfied with the time they had to wait for an appointment	34	38	89.5%	88.9%	87.5%

* This is based on patients treated on this contract for their most recent course of treatment. Figures in italics indicate the base number of FP17s or Patient Questionnaire responses are less than 100. N/A is shown where the base number of responses is less than 10 during the period. % is calculated as Quantity/Base number*100

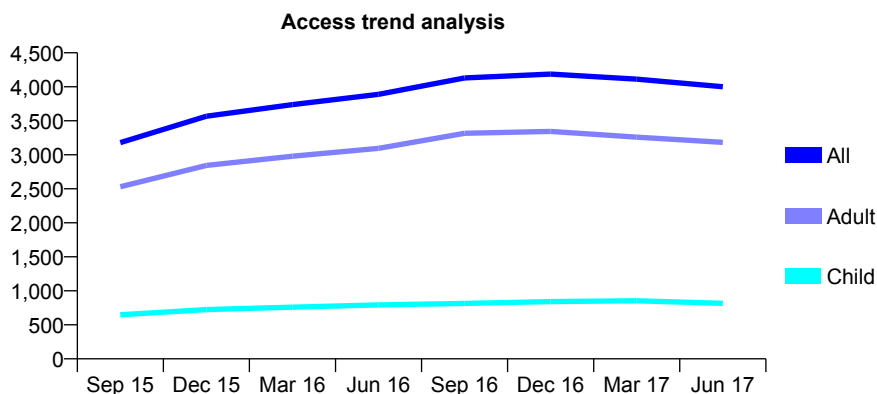
7A4 - Vital Signs At a Glance Contract Report for 567507/0004 - June 2017

Name or company name	MRS P SATCHELL
Contract type name	GDS Contract
Purpose of contract	General
Contract start date	01/12/2014
Contract end date	

17/18 Contracted general activity (UDA)	10,052
Carry forward general activity (UDA)	0
17/18 Contracted orthodontic activity (UOA)	0
Carry forward orthodontic activity (UOA)	0
Baseline contract value	£203,506.94

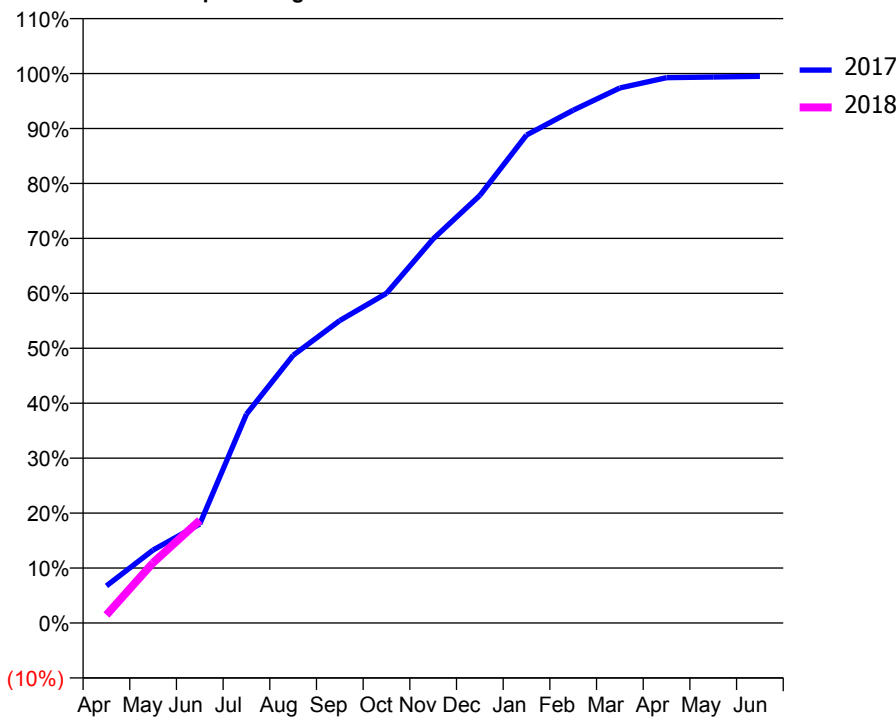
ACCESS*

Patients seen in 24 months	Total	Change since previous quarter
Quarter ending June 2016	3,889	
Quarter ending September 2016	4,131	↑
Quarter ending December 2016	4,187	→
Quarter ending March 2017	4,113	↓
Quarter ending June 2017	4,000	↓
Variance since June 2016	2.9%	↑



ACTIVITY

Cumulative percentage of contracted UDA delivered 2017 & 2018



Adjusted Scheduled Activity (UDA)

Month	2017	2018
April	679	147
May	1,335	1,104
June	1,812	1,880
July	3,821	
August	4,897	
September	5,534	
October	6,031	
November	7,027	
December	7,821	
January	8,927	
February	9,379	
March	9,788	
April	9,976	
May	9,987	
June	9,999	

QUALITY

	Quantity	Base Number	Contract	LHB	Wales
% of FP17s for the same patient ID Re-attending within 3 months - Children	6	250	2.4%	9.1%	11.2%
% of FP17s for the same patient ID Re-attending within 3 months - Adults	32	882	3.6%	15.9%	16.4%
% of FP17s for the same patient ID Re-attending between 3 & 9 months - Children	168	250	67.2%	56.3%	58.1%
% of FP17s for the same patient ID Re-attending between 3 & 9 months - Adults	580	882	65.8%	54.2%	54.8%
% of FP17s for Band 1 Urgent Courses	24	970	2.5%	10.0%	9.2%
% of FP17s Relating to Free Repair or Replacements	0	970	0.0%	0.8%	0.8%
% of FP17s Relating to Continuations	2	970	0.2%	0.8%	0.9%
% of Patients satisfied with the dentistry they have received	12	14	85.7%	92.4%	92.1%
% of Patients satisfied with the time they had to wait for an appointment	13	14	92.9%	88.9%	87.5%

* This is based on patients treated on this contract for their most recent course of treatment. Figures in italics indicate the base number of FP17s or Patient Questionnaire responses are less than 100. N/A is shown where the base number of responses is less than 10 during the period. % is calculated as Quantity/Base number*100

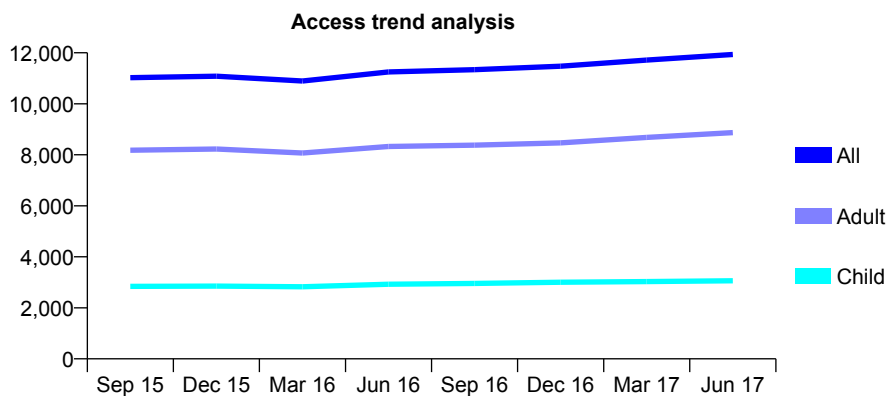
7A4 - Vital Signs At a Glance Contract Report for 578851/0001 - June 2017

Name or company name	MR DR COX
Contract type name	GDS Contract
Purpose of contract	General
Contract start date	01/04/2006
Contract end date	

17/18 Contracted general activity (UDA)	27,024
Carry forward general activity (UDA)	0
17/18 Contracted orthodontic activity (UOA)	0
Carry forward orthodontic activity (UOA)	0
Baseline contract value	£665,718.98

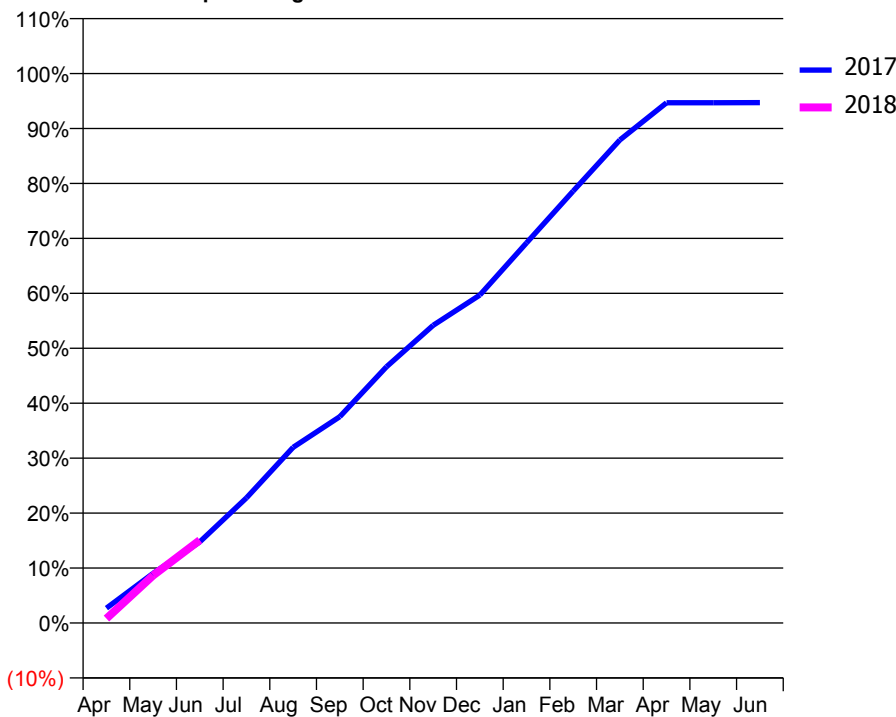
ACCESS*

Patients seen in 24 months	Total	Change since previous quarter
Quarter ending June 2016	11,252	
Quarter ending September 2016	11,338	→
Quarter ending December 2016	11,474	→
Quarter ending March 2017	11,716	↑
Quarter ending June 2017	11,933	→
Variance since June 2016	6.1%	↑



ACTIVITY

Cumulative percentage of contracted UDA delivered 2017 & 2018



Adjusted Scheduled Activity (UDA)

Month	2017	2018
April	868	219
May	2,887	2,338
June	4,718	4,079
July	7,281	
August	10,220	
September	12,008	
October	14,908	
November	17,318	
December	19,082	
January	22,119	
February	25,132	
March	28,108	
April	30,270	
May	30,272	
June	30,274	

QUALITY

	Quantity	Base Number	Contract	LHB	Wales
% of FP17s for the same patient ID Re-attending within 3 months - Children	63	913	6.9%	9.1%	11.2%
% of FP17s for the same patient ID Re-attending within 3 months - Adults	366	2,572	14.2%	15.9%	16.4%
% of FP17s for the same patient ID Re-attending between 3 & 9 months - Children	465	913	50.9%	56.3%	58.1%
% of FP17s for the same patient ID Re-attending between 3 & 9 months - Adults	1,292	2,572	50.2%	54.2%	54.8%
% of FP17s for Band 1 Urgent Courses	295	2,494	11.8%	10.0%	9.2%
% of FP17s Relating to Free Repair or Replacements	36	2,494	1.4%	0.8%	0.8%
% of FP17s Relating to Continuations	6	2,494	0.2%	0.8%	0.9%
% of Patients satisfied with the dentistry they have received	33	33	100.0%	92.4%	92.1%
% of Patients satisfied with the time they had to wait for an appointment	28	33	84.8%	88.9%	87.5%

* This is based on patients treated on this contract for their most recent course of treatment. Figures in italics indicate the base number of FP17s or Patient Questionnaire responses are less than 100. N/A is shown where the base number of responses is less than 10 during the period. % is calculated as Quantity/Base number*100

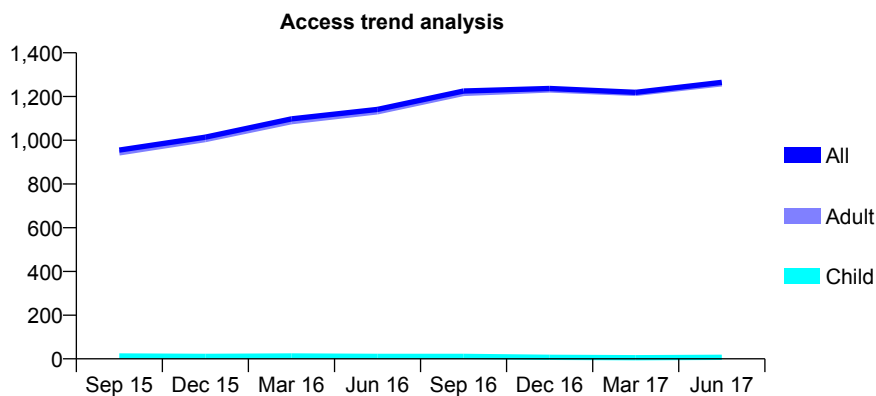
7A4 - Vital Signs At a Glance Contract Report for 578851/0004 - June 2017

Name or company name	MR DR COX
Contract type name	PDS Contract
Purpose of contract	General
Contract start date	01/01/2011
Contract end date	30/09/2017

17/18 Contracted general activity (UDA)	938
Carry forward general activity (UDA)	0
17/18 Contracted orthodontic activity (UOA)	0
Carry forward orthodontic activity (UOA)	0
Baseline contract value	£22,843.43

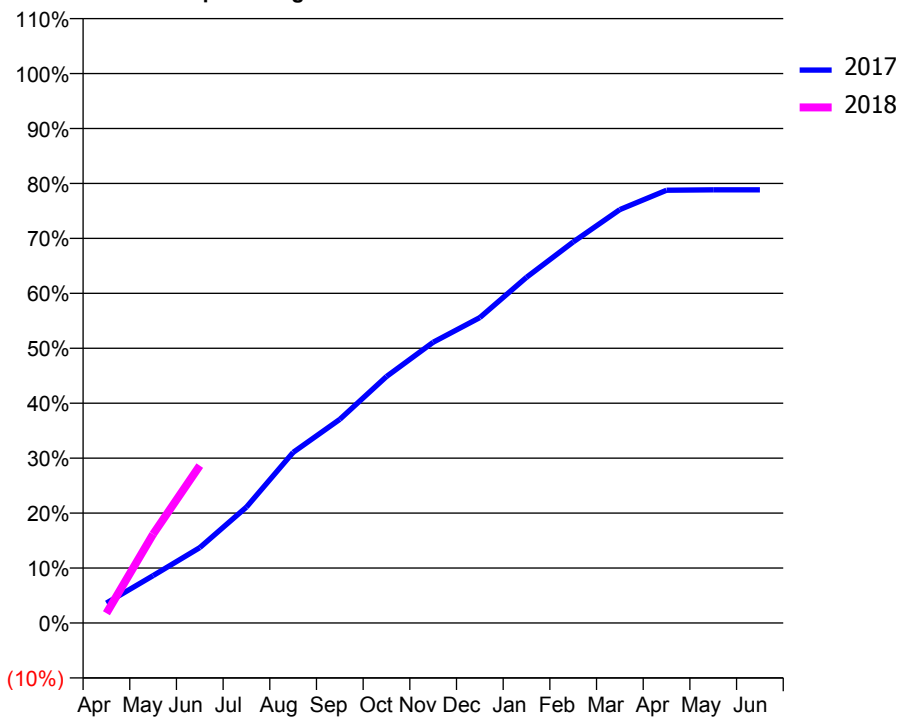
ACCESS*

Patients seen in 24 months	Total	Change since previous quarter
Quarter ending June 2016	1,141	
Quarter ending September 2016	1,225	↑
Quarter ending December 2016	1,237	→
Quarter ending March 2017	1,219	↓
Quarter ending June 2017	1,265	↑
Variance since June 2016	10.9%	↑



ACTIVITY

Cumulative percentage of contracted UDA delivered 2017 & 2018



Month	Adjusted Scheduled Activity (UDA)	
	2017	2018
April	68	17
May	162	152
June	257	269
July	396	
August	582	
September	695	
October	841	
November	958	
December	1,042	
January	1,180	
February	1,300	
March	1,411	
April	1,477	
May	1,478	
June	1,478	

QUALITY

	Quantity	Base Number	Contract	LHB	Wales
% of FP17s for the same patient ID Re-attending within 3 months - Children	0	3	0.0%	9.1%	11.2%
% of FP17s for the same patient ID Re-attending within 3 months - Adults	10	274	3.6%	15.9%	16.4%
% of FP17s for the same patient ID Re-attending between 3 & 9 months - Children	0	3	0.0%	56.3%	58.1%
% of FP17s for the same patient ID Re-attending between 3 & 9 months - Adults	3	274	1.1%	54.2%	54.8%
% of FP17s for Band 1 Urgent Courses	219	221	99.1%	10.0%	9.2%
% of FP17s Relating to Free Repair or Replacements	0	221	0.0%	0.8%	0.8%
% of FP17s Relating to Continuations	0	221	0.0%	0.8%	0.9%
% of Patients satisfied with the dentistry they have received	1	1	N/A	92.4%	92.1%
% of Patients satisfied with the time they had to wait for an appointment	1	1	N/A	88.9%	87.5%

* This is based on patients treated on this contract for their most recent course of treatment. Figures in italics indicate the base number of FP17s or Patient Questionnaire responses are less than 100. N/A is shown where the base number of responses is less than 10 during the period. % is calculated as Quantity/Base number*100

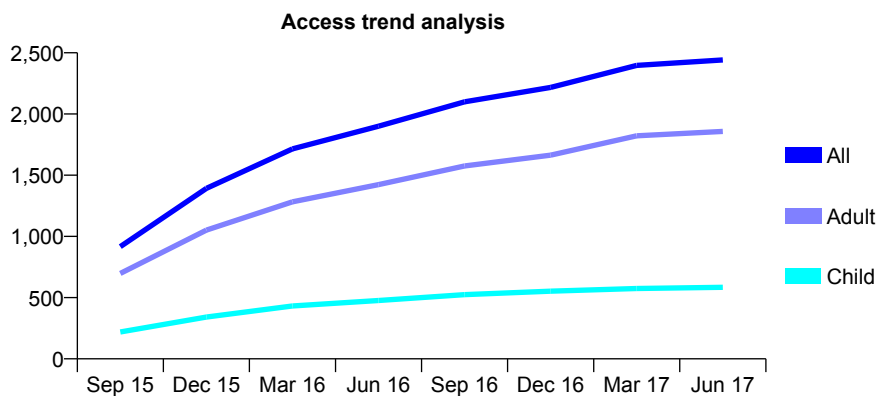
7A4 - Vital Signs At a Glance Contract Report for 620564/0002 - June 2017

Name or company name	MR IC HOOPER
Contract type name	GDS Contract
Purpose of contract	General
Contract start date	20/04/2015
Contract end date	

17/18 Contracted general activity (UDA)	6,638
Carry forward general activity (UDA)	0
17/18 Contracted orthodontic activity (UOA)	0
Carry forward orthodontic activity (UOA)	0
Baseline contract value	£164,828.50

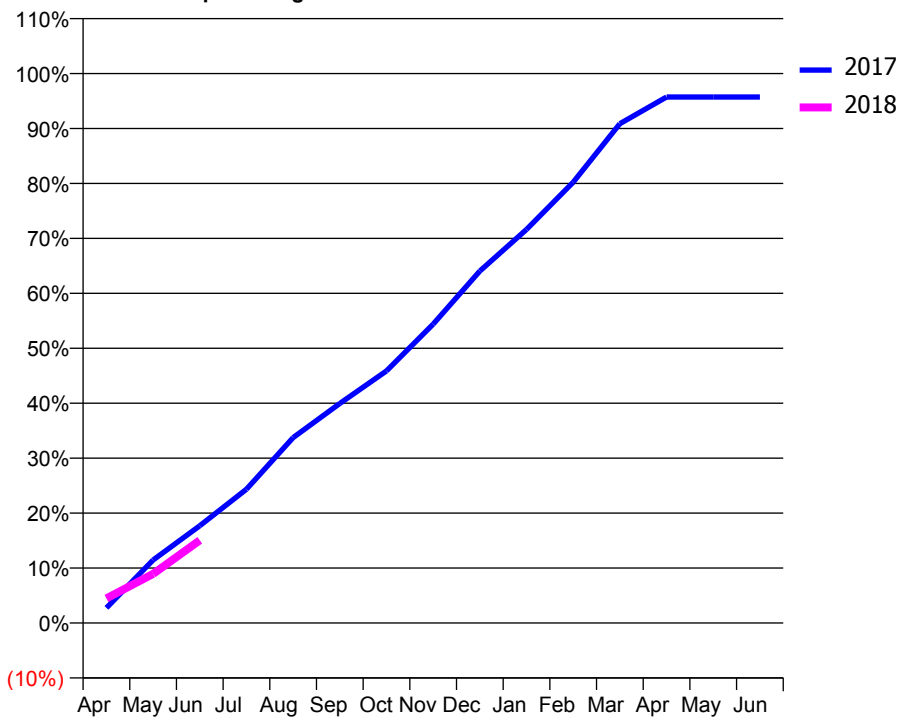
ACCESS*

Patients seen in 24 months	Total	Change since previous quarter
Quarter ending June 2016	1,900	
Quarter ending September 2016	2,100	↑
Quarter ending December 2016	2,217	↑
Quarter ending March 2017	2,397	↑
Quarter ending June 2017	2,442	→
Variance since June 2016	28.5%	↑



ACTIVITY

Cumulative percentage of contracted UDA delivered 2017 & 2018



Month	Adjusted Scheduled Activity (UDA)	
	2017	2018
April	183	297
May	760	594
June	1,175	999
July	1,617	
August	2,240	
September	2,652	
October	3,045	
November	3,611	
December	4,252	
January	4,755	
February	5,324	
March	6,032	
April	6,355	
May	6,355	
June	6,355	

QUALITY

	Quantity	Base Number	Contract	LHB	Wales
% of FP17s for the same patient ID Re-attending within 3 months - Children	14	153	9.2%	9.1%	11.2%
% of FP17s for the same patient ID Re-attending within 3 months - Adults	97	530	18.3%	15.9%	16.4%
% of FP17s for the same patient ID Re-attending between 3 & 9 months - Children	84	153	54.9%	56.3%	58.1%
% of FP17s for the same patient ID Re-attending between 3 & 9 months - Adults	217	530	40.9%	54.2%	54.8%
% of FP17s for Band 1 Urgent Courses	85	530	16.0%	10.0%	9.2%
% of FP17s Relating to Free Repair or Replacements	5	530	0.9%	0.8%	0.8%
% of FP17s Relating to Continuations	5	530	0.9%	0.8%	0.9%
% of Patients satisfied with the dentistry they have received	7	7	N/A	92.4%	92.1%
% of Patients satisfied with the time they had to wait for an appointment	7	7	N/A	88.9%	87.5%

* This is based on patients treated on this contract for their most recent course of treatment. Figures in italics indicate the base number of FP17s or Patient Questionnaire responses are less than 100. N/A is shown where the base number of responses is less than 10 during the period. % is calculated as Quantity/Base number*100

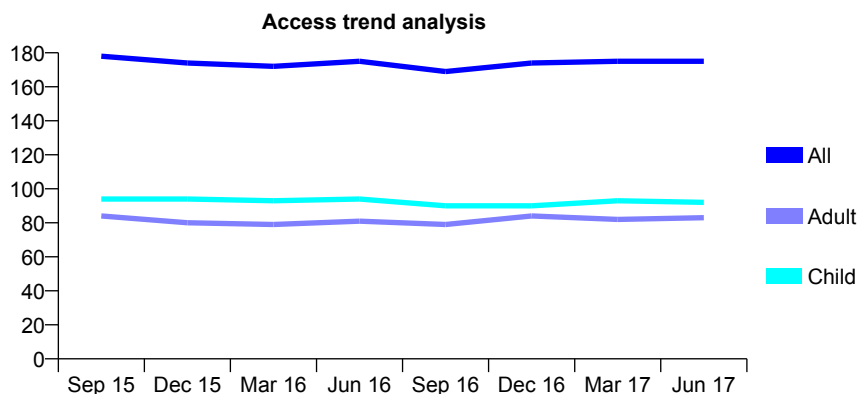
7A4 - Vital Signs At a Glance Contract Report for 631590/0001 - June 2017

Name or company name	MISS JM HENDLY
Contract type name	GDS Contract
Purpose of contract	General
Contract start date	01/04/2006
Contract end date	

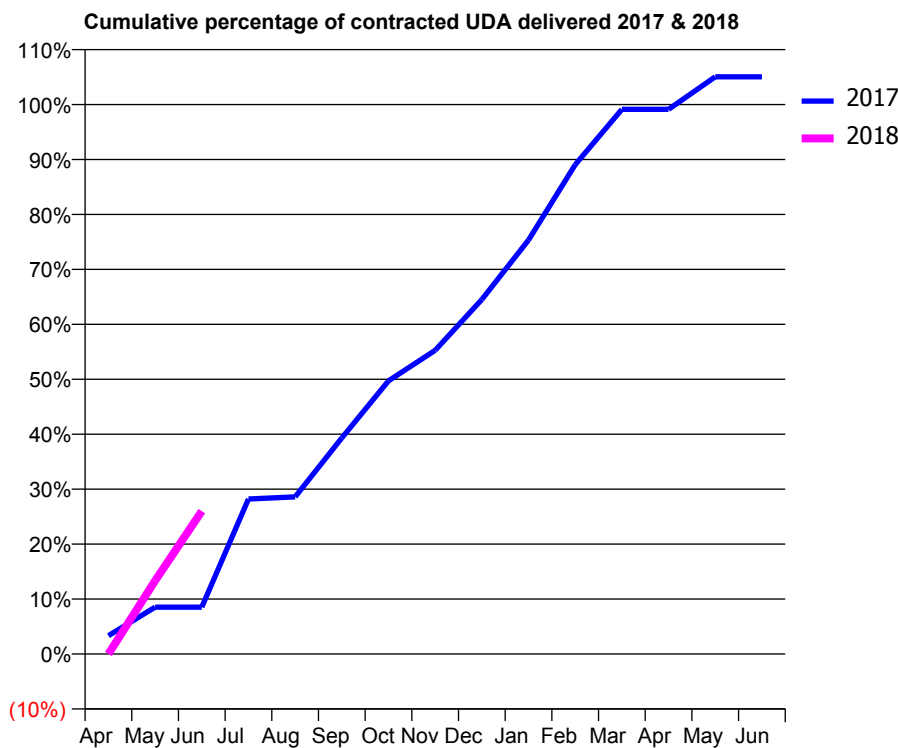
17/18 Contracted general activity (UDA)	270
Carry forward general activity (UDA)	0
17/18 Contracted orthodontic activity (UOA)	0
Carry forward orthodontic activity (UOA)	0
Baseline contract value	£8,241.78

ACCESS*

Patients seen in 24 months	Total	Change since previous quarter
Quarter ending June 2016	175	
Quarter ending September 2016	169	↓
Quarter ending December 2016	174	↑
Quarter ending March 2017	175	→
Quarter ending June 2017	175	→
Variance since June 2016	0.0%	→



ACTIVITY



Month	Adjusted Scheduled Activity (UDA)	
	2017	2018
April	9	0
May	23	36
June	23	70
July	76	
August	77	
September	106	
October	134	
November	149	
December	174	
January	203	
February	240	
March	268	
April	268	
May	284	
June	284	

QUALITY

	Quantity	Base Number	Contract	LHB	Wales
% of FP17s for the same patient ID Re-attending within 3 months - Children	2	29	6.9%	9.1%	11.2%
% of FP17s for the same patient ID Re-attending within 3 months - Adults	2	22	9.1%	15.9%	16.4%
% of FP17s for the same patient ID Re-attending between 3 & 9 months - Children	6	29	20.7%	56.3%	58.1%
% of FP17s for the same patient ID Re-attending between 3 & 9 months - Adults	5	22	22.7%	54.2%	54.8%
% of FP17s for Band 1 Urgent Courses	1	43	2.3%	10.0%	9.2%
% of FP17s Relating to Free Repair or Replacements	0	43	0.0%	0.8%	0.8%
% of FP17s Relating to Continuations	0	43	0.0%	0.8%	0.9%
% of Patients satisfied with the dentistry they have received	0	0	N/A	92.4%	92.1%
% of Patients satisfied with the time they had to wait for an appointment	0	0	N/A	88.9%	87.5%

* This is based on patients treated on this contract for their most recent course of treatment. Figures in italics indicate the base number of FP17s or Patient Questionnaire responses are less than 100. N/A is shown where the base number of responses is less than 10 during the period. % is calculated as Quantity/Base number*100

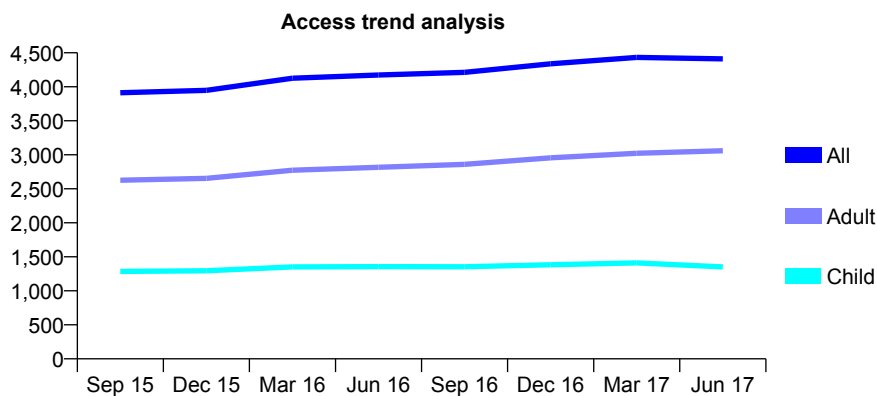
7A4 - Vital Signs At a Glance Contract Report for 673366/0001 - June 2017

Name or company name	MR MA CLARK
Contract type name	GDS Contract
Purpose of contract	General
Contract start date	01/04/2006
Contract end date	

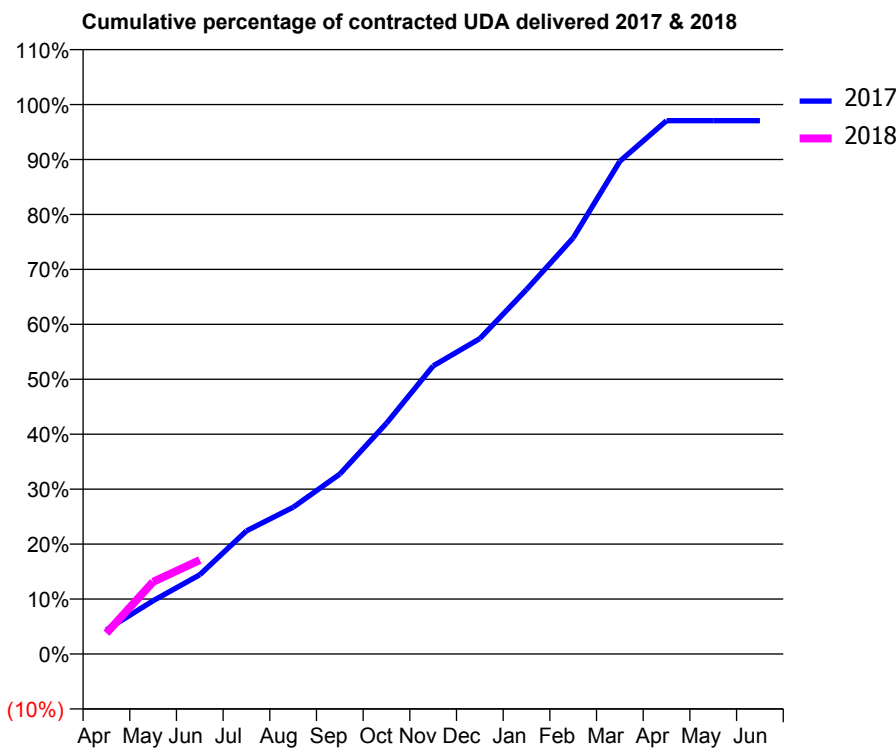
17/18 Contracted general activity (UDA)	10,817
Carry forward general activity (UDA)	0
17/18 Contracted orthodontic activity (UOA)	0
Carry forward orthodontic activity (UOA)	0
Baseline contract value	£271,546.84

ACCESS*

Patients seen in 24 months	Total	Change since previous quarter
Quarter ending June 2016	4,173	
Quarter ending September 2016	4,212	→
Quarter ending December 2016	4,338	↑
Quarter ending March 2017	4,433	↑
Quarter ending June 2017	4,411	→
Variance since June 2016	5.7%	↑



ACTIVITY



Month	Adjusted Scheduled Activity (UDA)	
	2017	2018
April	584	410
May	1,290	1,421
June	1,919	1,849
July	2,978	
August	3,550	
September	4,354	
October	5,582	
November	6,968	
December	7,629	
January	8,814	
February	10,064	
March	11,917	
April	12,900	
May	12,900	
June	12,900	

QUALITY

	Quantity	Base Number	Contract	LHB	Wales
% of FP17s for the same patient ID Re-attending within 3 months - Children	48	486	9.9%	9.1%	11.2%
% of FP17s for the same patient ID Re-attending within 3 months - Adults	132	1,033	12.8%	15.9%	16.4%
% of FP17s for the same patient ID Re-attending between 3 & 9 months - Children	318	486	65.4%	56.3%	58.1%
% of FP17s for the same patient ID Re-attending between 3 & 9 months - Adults	605	1,033	58.6%	54.2%	54.8%
% of FP17s for Band 1 Urgent Courses	62	1,092	5.7%	10.0%	9.2%
% of FP17s Relating to Free Repair or Replacements	3	1,092	0.3%	0.8%	0.8%
% of FP17s Relating to Continuations	1	1,092	0.1%	0.8%	0.9%
% of Patients satisfied with the dentistry they have received	21	21	100.0%	92.4%	92.1%
% of Patients satisfied with the time they had to wait for an appointment	20	21	95.2%	88.9%	87.5%

* This is based on patients treated on this contract for their most recent course of treatment. Figures in italics indicate the base number of FP17s or Patient Questionnaire responses are less than 100. N/A is shown where the base number of responses is less than 10 during the period. % is calculated as Quantity/Base number*100

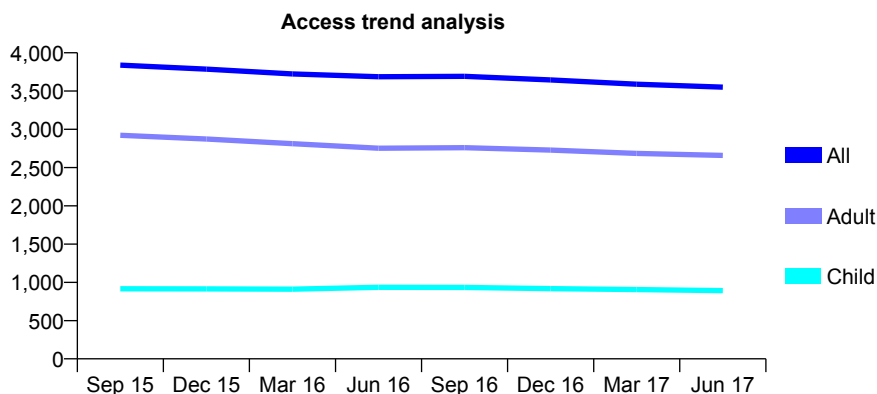
7A4 - Vital Signs At a Glance Contract Report for 675296/0001 - June 2017

Name or company name	MR A AKBAS
Contract type name	GDS Contract
Purpose of contract	General
Contract start date	01/04/2006
Contract end date	

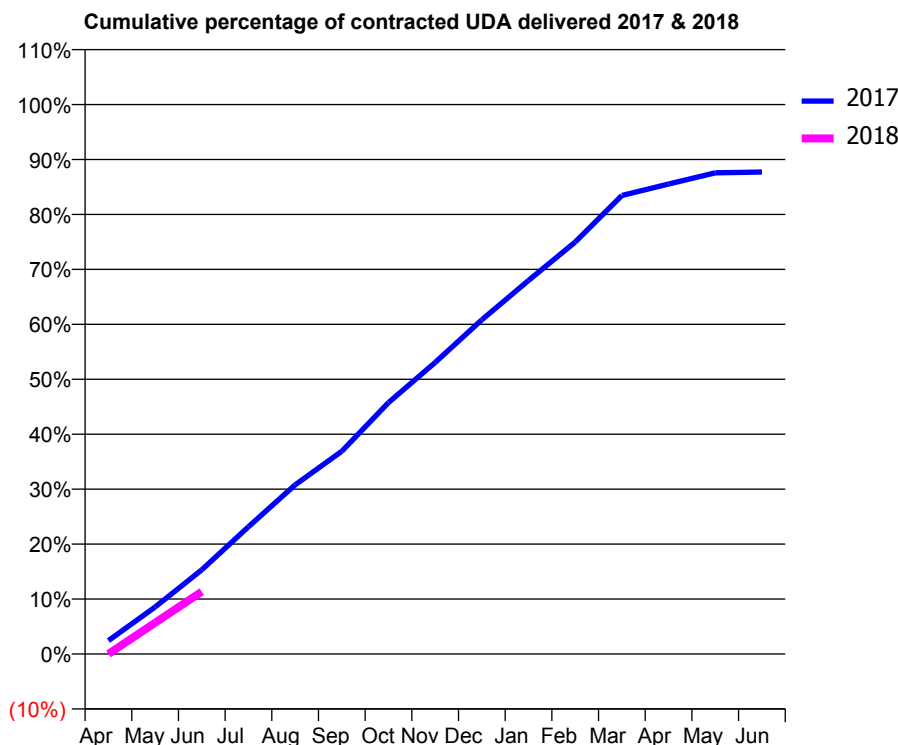
17/18 Contracted general activity (UDA)	15,000
Carry forward general activity (UDA)	0
17/18 Contracted orthodontic activity (UOA)	0
Carry forward orthodontic activity (UOA)	0
Baseline contract value	£382,256.51

ACCESS*

Patients seen in 24 months	Total	Change since previous quarter
Quarter ending June 2016	3,688	
Quarter ending September 2016	3,693	→
Quarter ending December 2016	3,645	↓
Quarter ending March 2017	3,590	↓
Quarter ending June 2017	3,551	↓
Variance since June 2016	(3.7%)	↓



ACTIVITY



Month	Adjusted Scheduled Activity (UDA)	
	2017	2018
April	365	0
May	1,282	852
June	2,297	1,701
July	3,474	
August	4,616	
September	5,536	
October	6,864	
November	7,958	
December	9,125	
January	10,199	
February	11,245	
March	12,517	
April	12,830	
May	13,135	
June	13,158	

QUALITY

	Quantity	Base Number	Contract	LHB	Wales
% of FP17s for the same patient ID Re-attending within 3 months - Children	14	190	7.4%	9.1%	11.2%
% of FP17s for the same patient ID Re-attending within 3 months - Adults	112	684	16.4%	15.9%	16.4%
% of FP17s for the same patient ID Re-attending between 3 & 9 months - Children	89	190	46.8%	56.3%	58.1%
% of FP17s for the same patient ID Re-attending between 3 & 9 months - Adults	337	684	49.3%	54.2%	54.8%
% of FP17s for Band 1 Urgent Courses	42	659	6.4%	10.0%	9.2%
% of FP17s Relating to Free Repair or Replacements	8	659	1.2%	0.8%	0.8%
% of FP17s Relating to Continuations	2	659	0.3%	0.8%	0.9%
% of Patients satisfied with the dentistry they have received	12	13	92.3%	92.4%	92.1%
% of Patients satisfied with the time they had to wait for an appointment	13	13	100.0%	88.9%	87.5%

* This is based on patients treated on this contract for their most recent course of treatment. Figures in italics indicate the base number of FP17s or Patient Questionnaire responses are less than 100. N/A is shown where the base number of responses is less than 10 during the period. % is calculated as Quantity/Base number*100

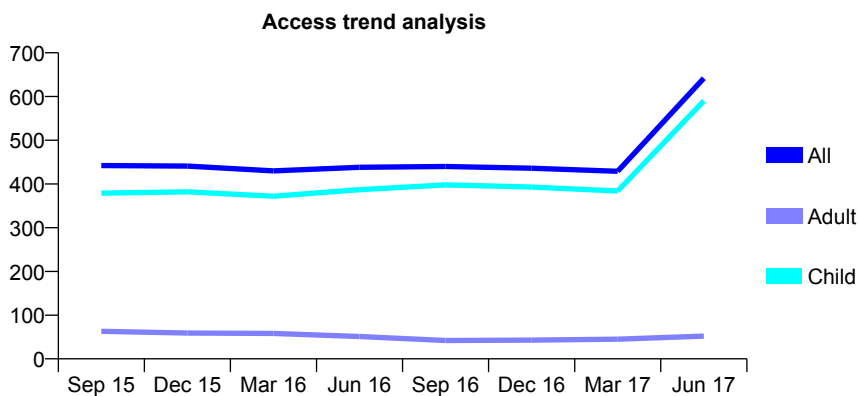
7A4 - Vital Signs At a Glance Contract Report for 687286/0001 - June 2017

Name or company name	MR TC MILLS
Contract type name	GDS Contract
Purpose of contract	General
Contract start date	01/04/2006
Contract end date	

17/18 Contracted general activity (UDA)	2,119
Carry forward general activity (UDA)	0
17/18 Contracted orthodontic activity (UOA)	0
Carry forward orthodontic activity (UOA)	0
Baseline contract value	£63,374.00

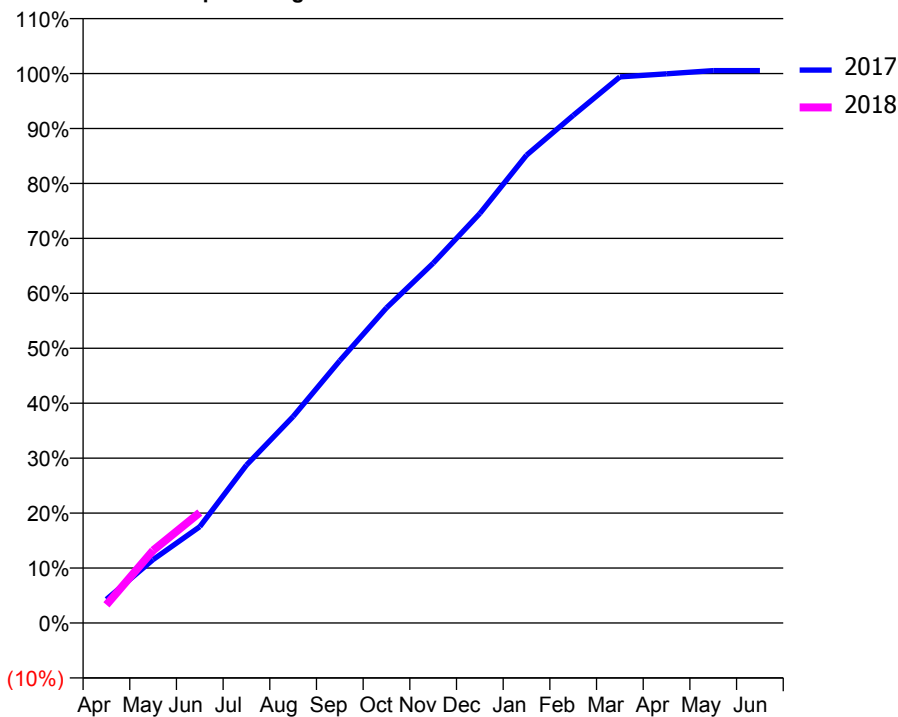
ACCESS*

Patients seen in 24 months	Total	Change since previous quarter
Quarter ending June 2016	438	
Quarter ending September 2016	440	→
Quarter ending December 2016	436	→
Quarter ending March 2017	429	↓
Quarter ending June 2017	642	↑
Variance since June 2016	46.6%	↑



ACTIVITY

Cumulative percentage of contracted UDA delivered 2017 & 2018



Month	Adjusted Scheduled Activity (UDA)	
	2017	2018
April	38	70
May	102	280
June	155	426
July	254	
August	333	
September	423	
October	508	
November	580	
December	660	
January	754	
February	818	
March	880	
April	885	
May	890	
June	890	

QUALITY

	Quantity	Base Number	Contract	LHB	Wales
% of FP17s for the same patient ID Re-attending within 3 months - Children	8	338	2.4%	9.1%	11.2%
% of FP17s for the same patient ID Re-attending within 3 months - Adults	0	13	0.0%	15.9%	16.4%
% of FP17s for the same patient ID Re-attending between 3 & 9 months - Children	115	338	34.0%	56.3%	58.1%
% of FP17s for the same patient ID Re-attending between 3 & 9 months - Adults	5	13	38.5%	54.2%	54.8%
% of FP17s for Band 1 Urgent Courses	5	345	1.4%	10.0%	9.2%
% of FP17s Relating to Free Repair or Replacements	0	345	0.0%	0.8%	0.8%
% of FP17s Relating to Continuations	0	345	0.0%	0.8%	0.9%
% of Patients satisfied with the dentistry they have received	4	5	N/A	92.4%	92.1%
% of Patients satisfied with the time they had to wait for an appointment	2	5	N/A	88.9%	87.5%

* This is based on patients treated on this contract for their most recent course of treatment. Figures in italics indicate the base number of FP17s or Patient Questionnaire responses are less than 100. N/A is shown where the base number of responses is less than 10 during the period. % is calculated as Quantity/Base number*100

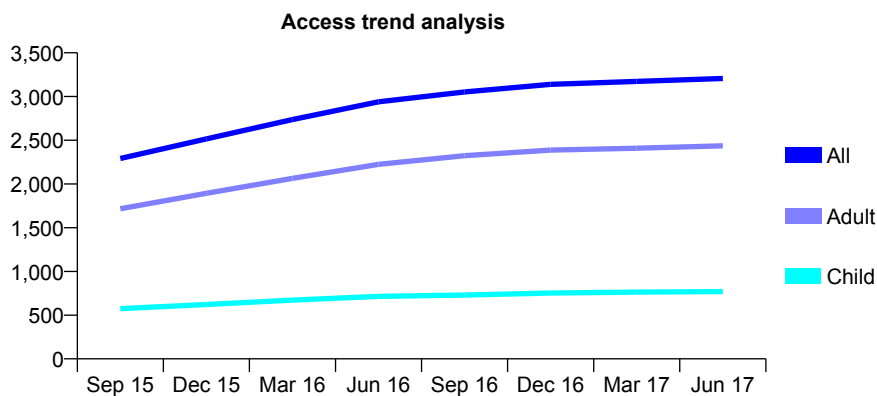
7A4 - Vital Signs At a Glance Contract Report for 709093/0001 - June 2017

Name or company name	MR M KERAI
Contract type name	GDS Contract
Purpose of contract	General
Contract start date	01/04/2010
Contract end date	

17/18 Contracted general activity (UDA)	7,716
Carry forward general activity (UDA)	0
17/18 Contracted orthodontic activity (UOA)	0
Carry forward orthodontic activity (UOA)	0
Baseline contract value	£170,219.67

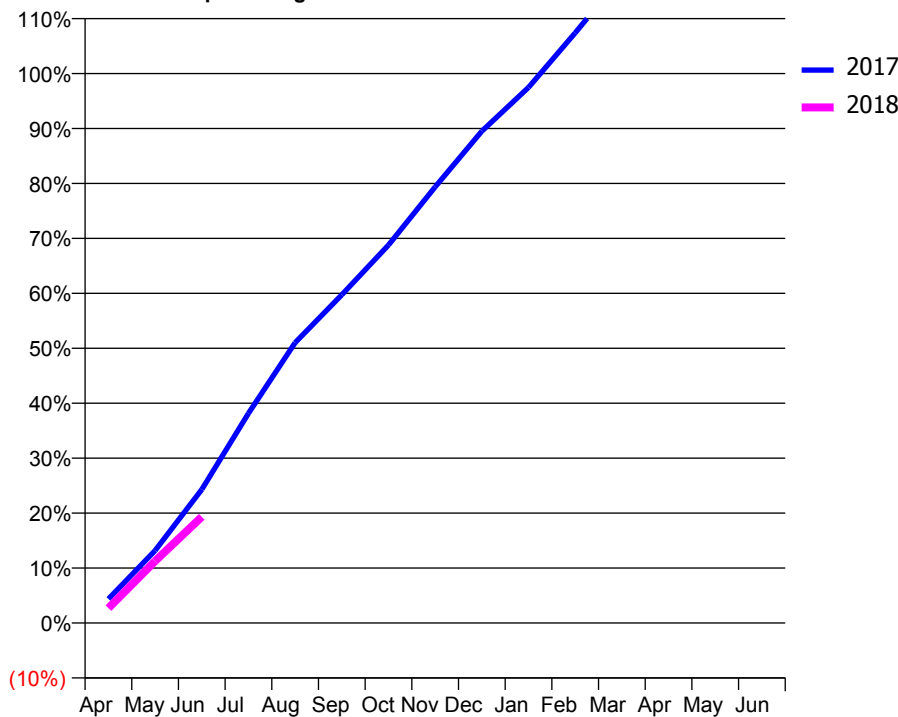
ACCESS*

Patients seen in 24 months	Total	Change since previous quarter
Quarter ending June 2016	2,940	
Quarter ending September 2016	3,053	↑
Quarter ending December 2016	3,140	↑
Quarter ending March 2017	3,173	→
Quarter ending June 2017	3,206	→
Variance since June 2016	9.0%	↑



ACTIVITY

Cumulative percentage of contracted UDA delivered 2017 & 2018



Month	Adjusted Scheduled Activity (UDA)	
	2017	2018
April	338	208
May	1,018	870
June	1,875	1,491
July	2,944	
August	3,936	
September	4,608	
October	5,307	
November	6,124	
December	6,906	
January	7,520	
February	8,286	
March	9,079	
April	9,381	
May	9,418	
June	9,421	

QUALITY

	Quantity	Base Number	Contract	LHB	Wales
% of FP17s for the same patient ID Re-attending within 3 months - Children	9	210	4.3%	9.1%	11.2%
% of FP17s for the same patient ID Re-attending within 3 months - Adults	96	660	14.5%	15.9%	16.4%
% of FP17s for the same patient ID Re-attending between 3 & 9 months - Children	113	210	53.8%	56.3%	58.1%
% of FP17s for the same patient ID Re-attending between 3 & 9 months - Adults	374	660	56.7%	54.2%	54.8%
% of FP17s for Band 1 Urgent Courses	35	734	4.8%	10.0%	9.2%
% of FP17s Relating to Free Repair or Replacements	4	734	0.5%	0.8%	0.8%
% of FP17s Relating to Continuations	2	734	0.3%	0.8%	0.9%
% of Patients satisfied with the dentistry they have received	7	7	N/A	92.4%	92.1%
% of Patients satisfied with the time they had to wait for an appointment	7	7	N/A	88.9%	87.5%

* This is based on patients treated on this contract for their most recent course of treatment. Figures in italics indicate the base number of FP17s or Patient Questionnaire responses are less than 100. N/A is shown where the base number of responses is less than 10 during the period. % is calculated as Quantity/Base number*100

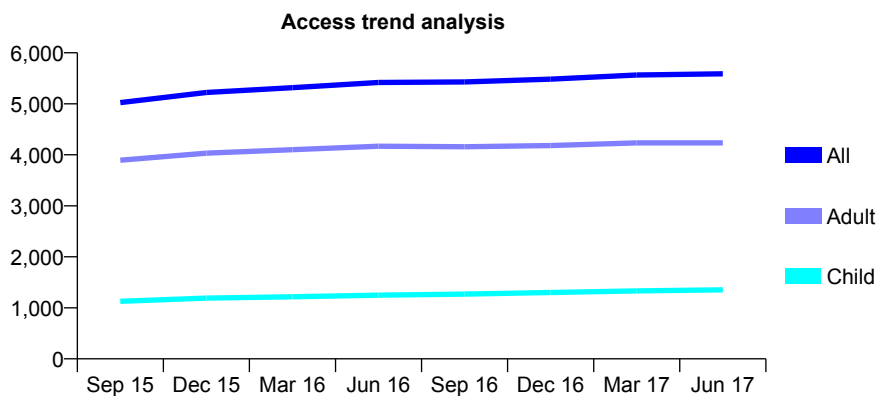
7A4 - Vital Signs At a Glance Contract Report for 773816/0002 - June 2017

Name or company name	MISS AM ROCKEY
Contract type name	GDS Contract
Purpose of contract	General
Contract start date	28/11/2011
Contract end date	

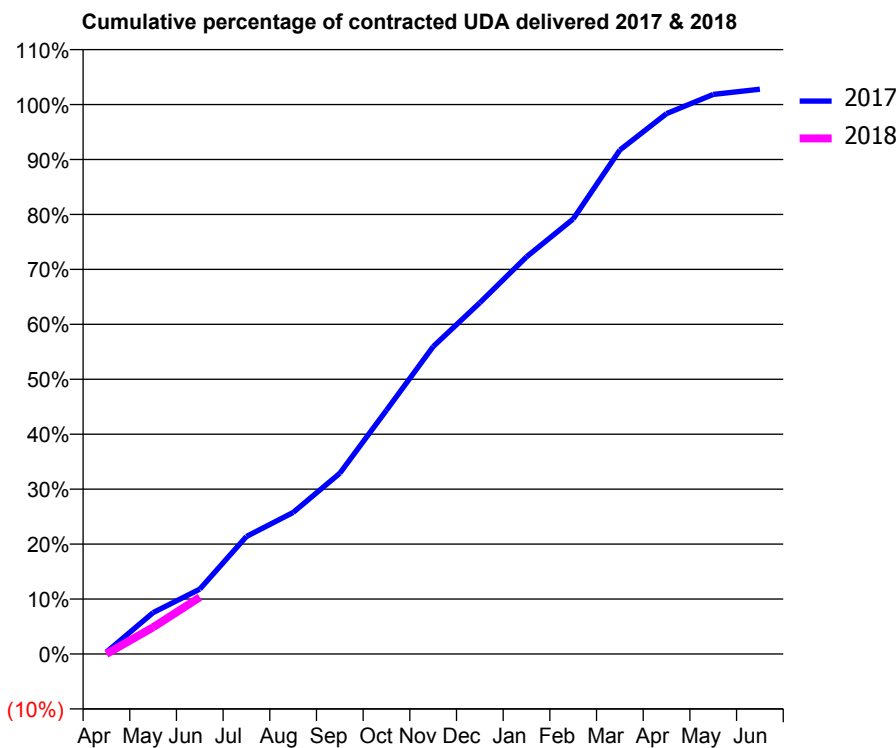
17/18 Contracted general activity (UDA)	15,074
Carry forward general activity (UDA)	0
17/18 Contracted orthodontic activity (UOA)	0
Carry forward orthodontic activity (UOA)	0
Baseline contract value	£369,564.36

ACCESS*

Patients seen in 24 months	Total	Change since previous quarter
Quarter ending June 2016	5,417	
Quarter ending September 2016	5,428	→
Quarter ending December 2016	5,483	→
Quarter ending March 2017	5,565	→
Quarter ending June 2017	5,587	→
Variance since June 2016	3.1%	↑



ACTIVITY



Month	Adjusted Scheduled Activity (UDA)	
	2017	2018
April	52	0
May	1,137	733
June	1,779	1,557
July	3,225	
August	3,884	
September	4,957	
October	6,689	
November	8,435	
December	9,636	
January	10,895	
February	11,934	
March	13,824	
April	14,824	
May	15,350	
June	15,495	

QUALITY

	Quantity	Base Number	Contract	LHB	Wales
% of FP17s for the same patient ID Re-attending within 3 months - Children	27	343	7.9%	9.1%	11.2%
% of FP17s for the same patient ID Re-attending within 3 months - Adults	217	1,091	19.9%	15.9%	16.4%
% of FP17s for the same patient ID Re-attending between 3 & 9 months - Children	122	343	35.6%	56.3%	58.1%
% of FP17s for the same patient ID Re-attending between 3 & 9 months - Adults	373	1,091	34.2%	54.2%	54.8%
% of FP17s for Band 1 Urgent Courses	158	765	20.7%	10.0%	9.2%
% of FP17s Relating to Free Repair or Replacements	11	765	1.4%	0.8%	0.8%
% of FP17s Relating to Continuations	10	765	1.3%	0.8%	0.9%
% of Patients satisfied with the dentistry they have received	17	19	89.5%	92.4%	92.1%
% of Patients satisfied with the time they had to wait for an appointment	17	19	89.5%	88.9%	87.5%

* This is based on patients treated on this contract for their most recent course of treatment. Figures in italics indicate the base number of FP17s or Patient Questionnaire responses are less than 100. N/A is shown where the base number of responses is less than 10 during the period. % is calculated as Quantity/Base number*100

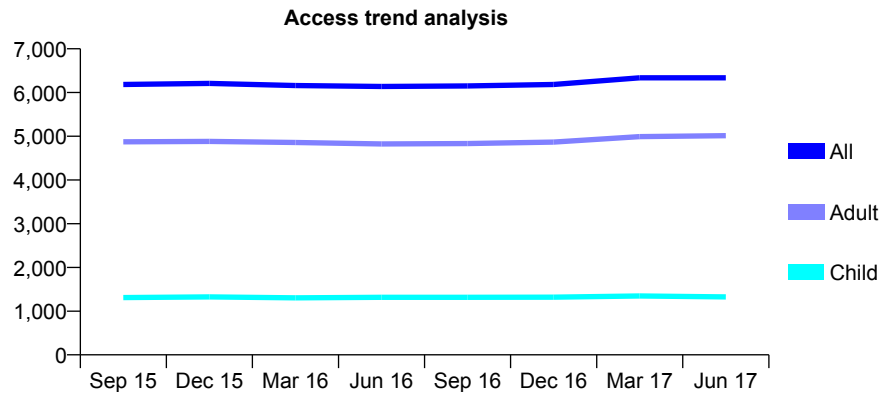
7A4 - Vital Signs At a Glance Contract Report for 781266/0001 - June 2017

Name or company name	MR AR JAMES
Contract type name	GDS Contract
Purpose of contract	General
Contract start date	01/09/2013
Contract end date	

17/18 Contracted general activity (UDA)	21,563
Carry forward general activity (UDA)	0
17/18 Contracted orthodontic activity (UOA)	0
Carry forward orthodontic activity (UOA)	0
Baseline contract value	£600,448.28

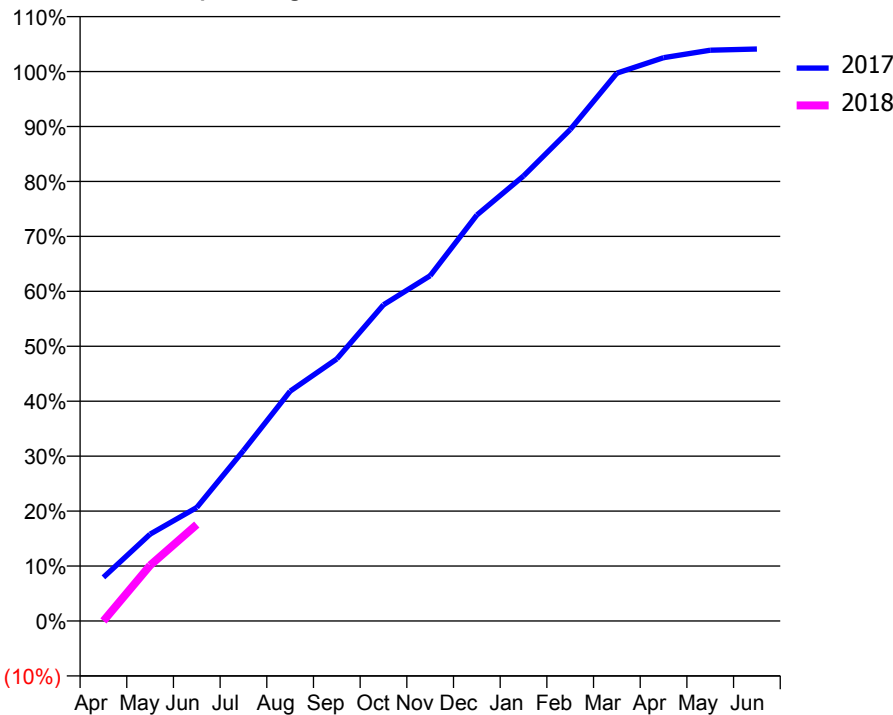
ACCESS*

Patients seen in 24 months	Total	Change since previous quarter
Quarter ending June 2016	6,138	
Quarter ending September 2016	6,150	→
Quarter ending December 2016	6,184	→
Quarter ending March 2017	6,338	↑
Quarter ending June 2017	6,337	→
Variance since June 2016	3.2%	↑



ACTIVITY

Cumulative percentage of contracted UDA delivered 2017 & 2018



Month	Adjusted Scheduled Activity (UDA)	
	2017	2018
April	1,714	0
May	3,409	2,185
June	4,456	3,785
July	6,692	
August	9,020	
September	10,286	
October	12,411	
November	13,552	
December	15,933	
January	17,466	
February	19,284	
March	21,499	
April	22,104	
May	22,400	
June	22,444	

QUALITY

	Quantity	Base Number	Contract	LHB	Wales
% of FP17s for the same patient ID Re-attending within 3 months - Children	16	374	4.3%	9.1%	11.2%
% of FP17s for the same patient ID Re-attending within 3 months - Adults	204	1,580	12.9%	15.9%	16.4%
% of FP17s for the same patient ID Re-attending between 3 & 9 months - Children	185	374	49.5%	56.3%	58.1%
% of FP17s for the same patient ID Re-attending between 3 & 9 months - Adults	893	1,580	56.5%	54.2%	54.8%
% of FP17s for Band 1 Urgent Courses	105	1,581	6.6%	10.0%	9.2%
% of FP17s Relating to Free Repair or Replacements	12	1,581	0.8%	0.8%	0.8%
% of FP17s Relating to Continuations	23	1,581	1.5%	0.8%	0.9%
% of Patients satisfied with the dentistry they have received	35	36	97.2%	92.4%	92.1%
% of Patients satisfied with the time they had to wait for an appointment	33	36	91.7%	88.9%	87.5%

* This is based on patients treated on this contract for their most recent course of treatment. Figures in italics indicate the base number of FP17s or Patient Questionnaire responses are less than 100. N/A is shown where the base number of responses is less than 10 during the period. % is calculated as Quantity/Base number*100

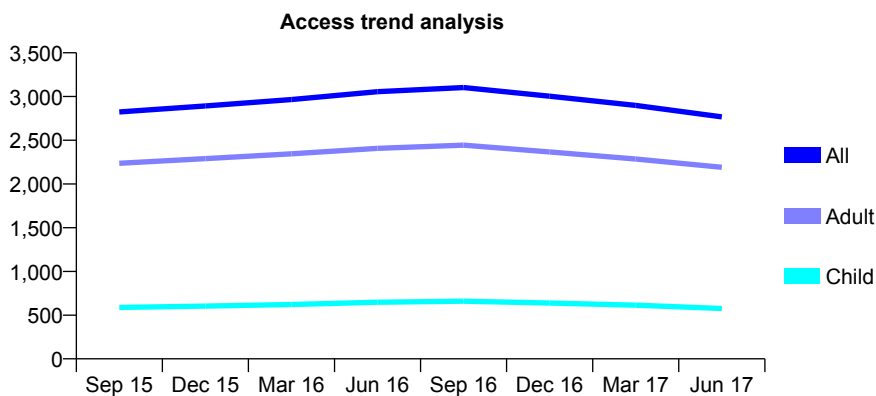
7A4 - Vital Signs At a Glance Contract Report for 808423/0001 - June 2017

Name or company name	MR HW EVANS
Contract type name	GDS Contract
Purpose of contract	General
Contract start date	01/04/2006
Contract end date	

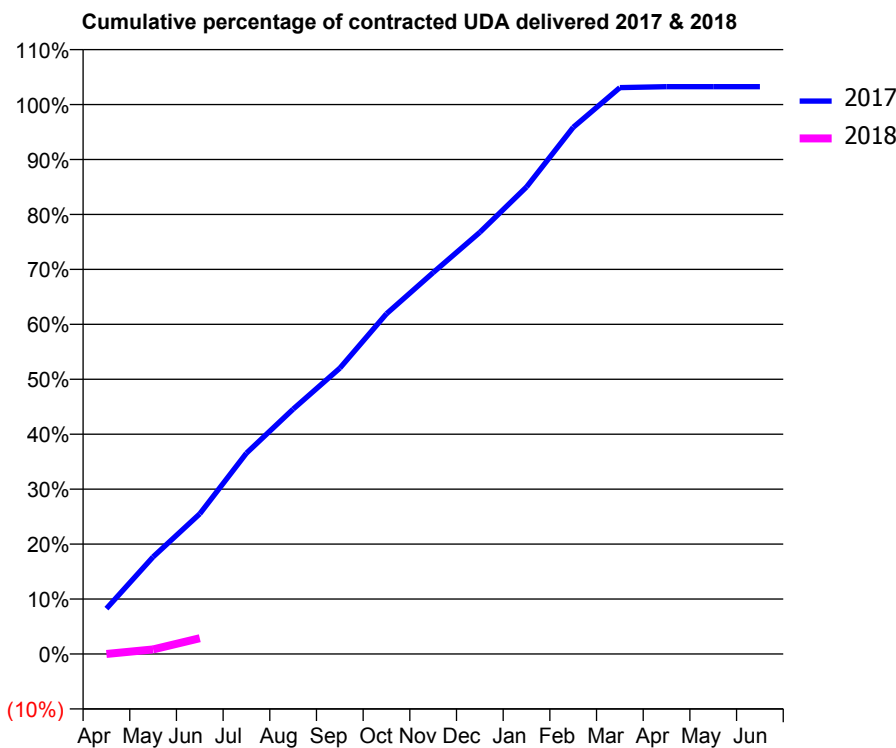
17/18 Contracted general activity (UDA)	10,044
Carry forward general activity (UDA)	0
17/18 Contracted orthodontic activity (UOA)	0
Carry forward orthodontic activity (UOA)	0
Baseline contract value	£285,886.59

ACCESS*

Patients seen in 24 months	Total	Change since previous quarter
Quarter ending June 2016	3,055	
Quarter ending September 2016	3,103	→
Quarter ending December 2016	3,004	↓
Quarter ending March 2017	2,899	↓
Quarter ending June 2017	2,767	↓
Variance since June 2016	(9.4%)	↓



ACTIVITY



Month	Adjusted Scheduled Activity (UDA)	
	2017	2018
April	829	0
May	1,776	84
June	2,563	289
July	3,673	
August	4,477	
September	5,224	
October	6,220	
November	6,973	
December	7,709	
January	8,537	
February	9,626	
March	10,352	
April	10,369	
May	10,369	
June	10,369	

QUALITY

	Quantity	Base Number	Contract	LHB	Wales
% of FP17s for the same patient ID Re-attending within 3 months - Children	0	13	0.0%	9.1%	11.2%
% of FP17s for the same patient ID Re-attending within 3 months - Adults	19	159	11.9%	15.9%	16.4%
% of FP17s for the same patient ID Re-attending between 3 & 9 months - Children	10	13	76.9%	56.3%	58.1%
% of FP17s for the same patient ID Re-attending between 3 & 9 months - Adults	101	159	63.5%	54.2%	54.8%
% of FP17s for Band 1 Urgent Courses	56	166	33.7%	10.0%	9.2%
% of FP17s Relating to Free Repair or Replacements	1	166	0.6%	0.8%	0.8%
% of FP17s Relating to Continuations	1	166	0.6%	0.8%	0.9%
% of Patients satisfied with the dentistry they have received	6	6	N/A	92.4%	92.1%
% of Patients satisfied with the time they had to wait for an appointment	5	6	N/A	88.9%	87.5%

* This is based on patients treated on this contract for their most recent course of treatment. Figures in italics indicate the base number of FP17s or Patient Questionnaire responses are less than 100. N/A is shown where the base number of responses is less than 10 during the period. % is calculated as Quantity/Base number*100

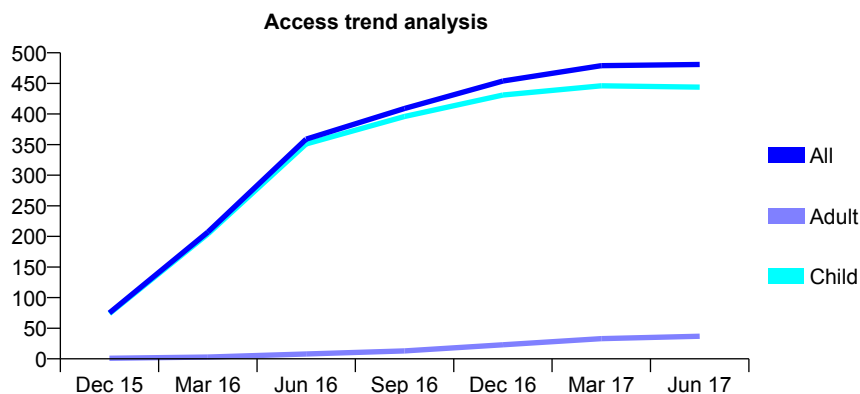
7A4 - Vital Signs At a Glance Contract Report for 820741/0002 - June 2017

Name or company name	MRS N TAAFFE
Contract type name	GDS Contract
Purpose of contract	General
Contract start date	22/11/2015
Contract end date	

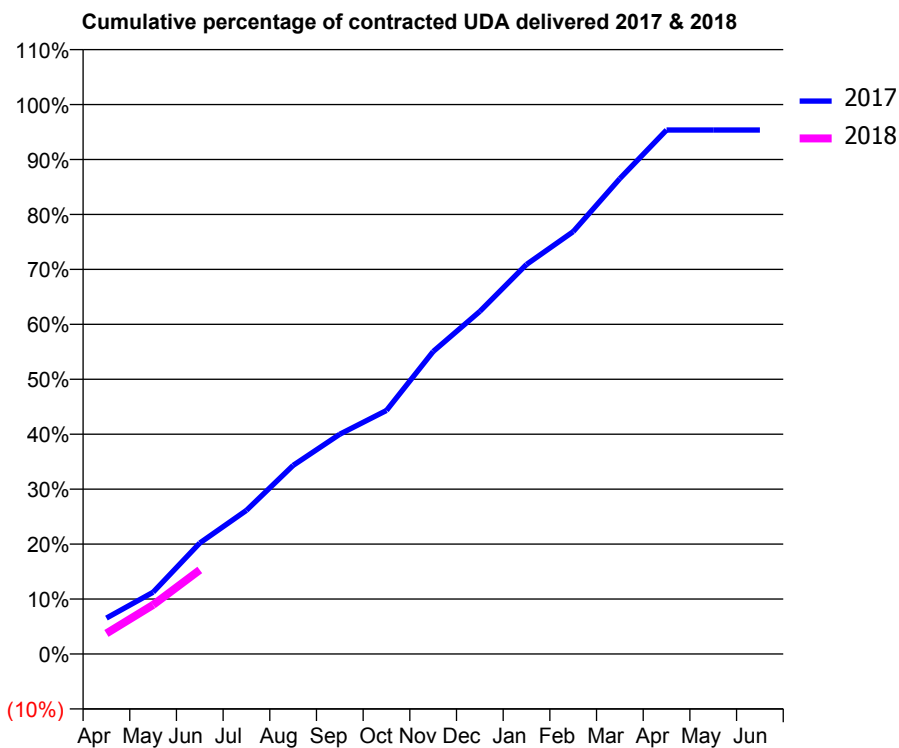
17/18 Contracted general activity (UDA)	1,040
Carry forward general activity (UDA)	0
17/18 Contracted orthodontic activity (UOA)	0
Carry forward orthodontic activity (UOA)	0
Baseline contract value	£26,627.17

ACCESS*

Patients seen in 24 months	Total	Change since previous quarter
Quarter ending June 2016	359	
Quarter ending September 2016	409	↑
Quarter ending December 2016	454	↑
Quarter ending March 2017	479	↑
Quarter ending June 2017	481	→
Variance since June 2016	34.0%	↑



ACTIVITY



Month	Adjusted Scheduled Activity (UDA)	
	2017	2018
April	68	39
May	117	93
June	210	159
July	272	
August	357	
September	416	
October	461	
November	572	
December	648	
January	737	
February	799	
March	900	
April	992	
May	992	
June	992	

QUALITY

	Quantity	Base Number	Contract	LHB	Wales
% of FP17s for the same patient ID Re-attending within 3 months - Children	6	157	3.8%	9.1%	11.2%
% of FP17s for the same patient ID Re-attending within 3 months - Adults	0	5	0.0%	15.9%	16.4%
% of FP17s for the same patient ID Re-attending between 3 & 9 months - Children	106	157	67.5%	56.3%	58.1%
% of FP17s for the same patient ID Re-attending between 3 & 9 months - Adults	1	5	20.0%	54.2%	54.8%
% of FP17s for Band 1 Urgent Courses	0	129	0.0%	10.0%	9.2%
% of FP17s Relating to Free Repair or Replacements	0	129	0.0%	0.8%	0.8%
% of FP17s Relating to Continuations	0	129	0.0%	0.8%	0.9%
% of Patients satisfied with the dentistry they have received	3	3	N/A	92.4%	92.1%
% of Patients satisfied with the time they had to wait for an appointment	3	3	N/A	88.9%	87.5%

* This is based on patients treated on this contract for their most recent course of treatment. Figures in italics indicate the base number of FP17s or Patient Questionnaire responses are less than 100. N/A is shown where the base number of responses is less than 10 during the period. % is calculated as Quantity/Base number*100

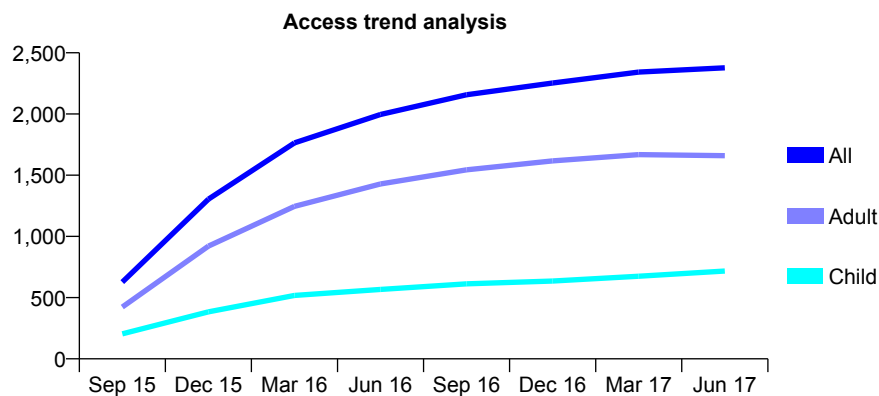
7A4 - Vital Signs At a Glance Contract Report for 838977/0004 - June 2017

Name or company name	MR HJ SAMUEL
Contract type name	GDS Contract
Purpose of contract	General
Contract start date	08/06/2015
Contract end date	

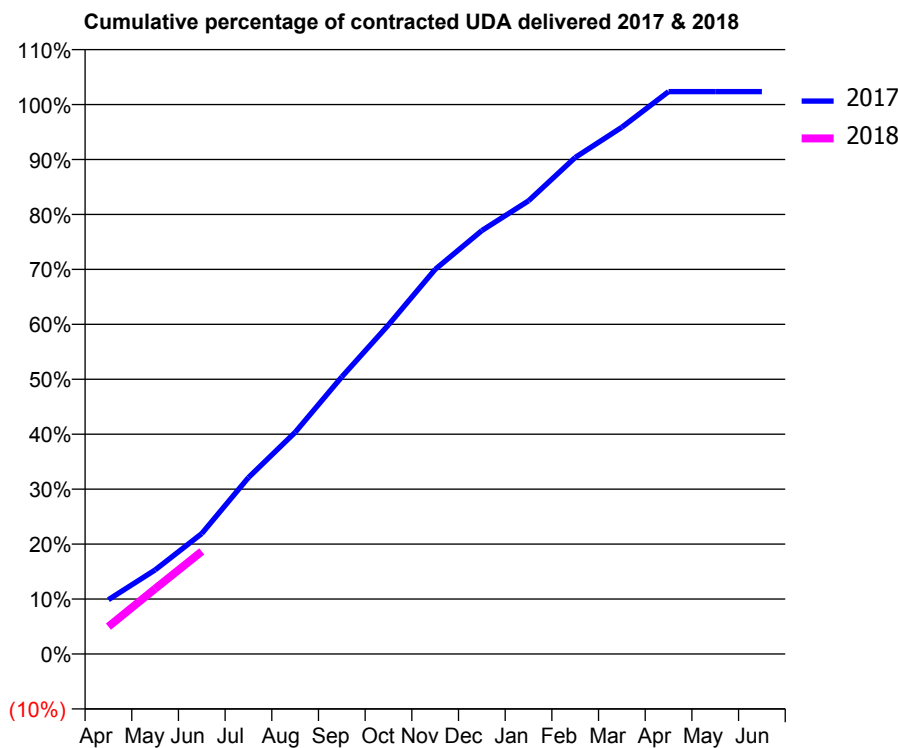
17/18 Contracted general activity (UDA)	8,000
Carry forward general activity (UDA)	0
17/18 Contracted orthodontic activity (UOA)	0
Carry forward orthodontic activity (UOA)	0
Baseline contract value	£256,028.33

ACCESS*

Patients seen in 24 months	Total	Change since previous quarter
Quarter ending June 2016	1,996	
Quarter ending September 2016	2,157	↑
Quarter ending December 2016	2,253	↑
Quarter ending March 2017	2,343	↑
Quarter ending June 2017	2,377	→
Variance since June 2016	19.1%	↑



ACTIVITY



Month	Adjusted Scheduled Activity (UDA)	
	2017	2018
April	790	399
May	1,224	951
June	1,753	1,495
July	2,569	
August	3,228	
September	4,036	
October	4,792	
November	5,599	
December	6,166	
January	6,598	
February	7,228	
March	7,669	
April	8,188	
May	8,188	
June	8,188	

QUALITY

	Quantity	Base Number	Contract	LHB	Wales
% of FP17s for the same patient ID Re-attending within 3 months - Children	22	347	6.3%	9.1%	11.2%
% of FP17s for the same patient ID Re-attending within 3 months - Adults	95	602	15.8%	15.9%	16.4%
% of FP17s for the same patient ID Re-attending between 3 & 9 months - Children	194	347	55.9%	56.3%	58.1%
% of FP17s for the same patient ID Re-attending between 3 & 9 months - Adults	375	602	62.3%	54.2%	54.8%
% of FP17s for Band 1 Urgent Courses	53	724	7.3%	10.0%	9.2%
% of FP17s Relating to Free Repair or Replacements	5	724	0.7%	0.8%	0.8%
% of FP17s Relating to Continuations	8	724	1.1%	0.8%	0.9%
% of Patients satisfied with the dentistry they have received	5	5	N/A	92.4%	92.1%
% of Patients satisfied with the time they had to wait for an appointment	5	5	N/A	88.9%	87.5%

* This is based on patients treated on this contract for their most recent course of treatment. Figures in italics indicate the base number of FP17s or Patient Questionnaire responses are less than 100. N/A is shown where the base number of responses is less than 10 during the period. % is calculated as Quantity/Base number*100

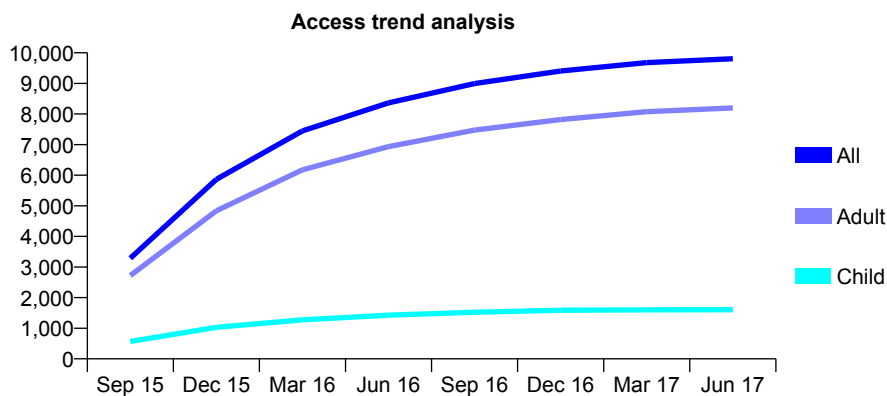
7A4 - Vital Signs At a Glance Contract Report for 838977/0005 - June 2017

Name or company name	MR HJ SAMUEL
Contract type name	GDS Contract
Purpose of contract	General
Contract start date	08/06/2015
Contract end date	

17/18 Contracted general activity (UDA)	28,960
Carry forward general activity (UDA)	0
17/18 Contracted orthodontic activity (UOA)	0
Carry forward orthodontic activity (UOA)	0
Baseline contract value	£710,411.71

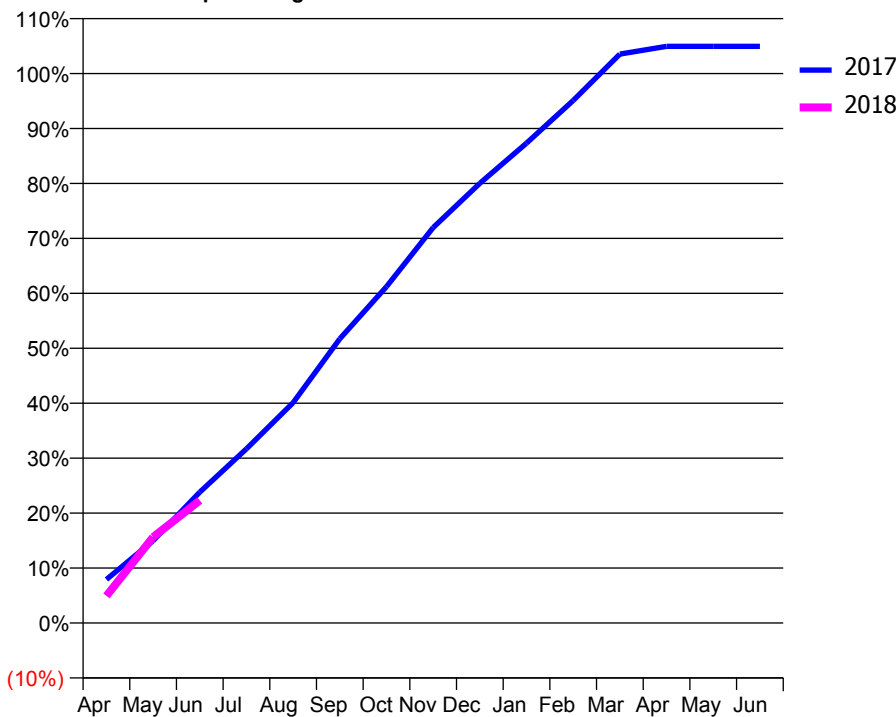
ACCESS*

Patients seen in 24 months	Total	Change since previous quarter
Quarter ending June 2016	8,365	
Quarter ending September 2016	8,996	↑
Quarter ending December 2016	9,406	↑
Quarter ending March 2017	9,679	↑
Quarter ending June 2017	9,805	→
Variance since June 2016	17.2%	↑



ACTIVITY

Cumulative percentage of contracted UDA delivered 2017 & 2018



Month	Adjusted Scheduled Activity (UDA)	
	2017	2018
April	2,294	1,433
May	4,343	4,530
June	6,894	6,465
July	9,185	
August	11,612	
September	14,982	
October	17,727	
November	20,844	
December	23,171	
January	25,292	
February	27,537	
March	29,984	
April	30,388	
May	30,394	
June	30,394	

QUALITY

	Quantity	Base Number	Contract	LHB	Wales
% of FP17s for the same patient ID Re-attending within 3 months - Children	27	644	4.2%	9.1%	11.2%
% of FP17s for the same patient ID Re-attending within 3 months - Adults	226	2,747	8.2%	15.9%	16.4%
% of FP17s for the same patient ID Re-attending between 3 & 9 months - Children	386	644	59.9%	56.3%	58.1%
% of FP17s for the same patient ID Re-attending between 3 & 9 months - Adults	1,665	2,747	60.6%	54.2%	54.8%
% of FP17s for Band 1 Urgent Courses	204	3,020	6.8%	10.0%	9.2%
% of FP17s Relating to Free Repair or Replacements	23	3,020	0.8%	0.8%	0.8%
% of FP17s Relating to Continuations	29	3,020	1.0%	0.8%	0.9%
% of Patients satisfied with the dentistry they have received	40	42	95.2%	92.4%	92.1%
% of Patients satisfied with the time they had to wait for an appointment	33	42	78.6%	88.9%	87.5%

* This is based on patients treated on this contract for their most recent course of treatment. Figures in italics indicate the base number of FP17s or Patient Questionnaire responses are less than 100. N/A is shown where the base number of responses is less than 10 during the period. % is calculated as Quantity/Base number*100

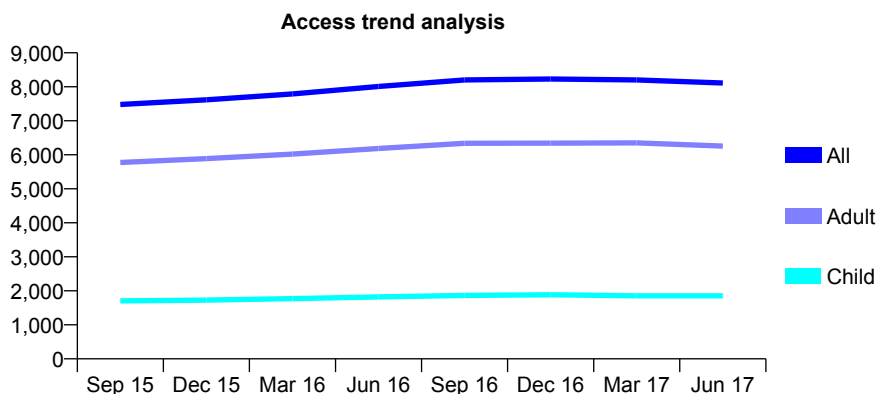
7A4 - Vital Signs At a Glance Contract Report for 840580/0001 - June 2017

Name or company name	MR OB JOYNSON
Contract type name	GDS Contract
Purpose of contract	General and Orthodontic
Contract start date	01/04/2006
Contract end date	

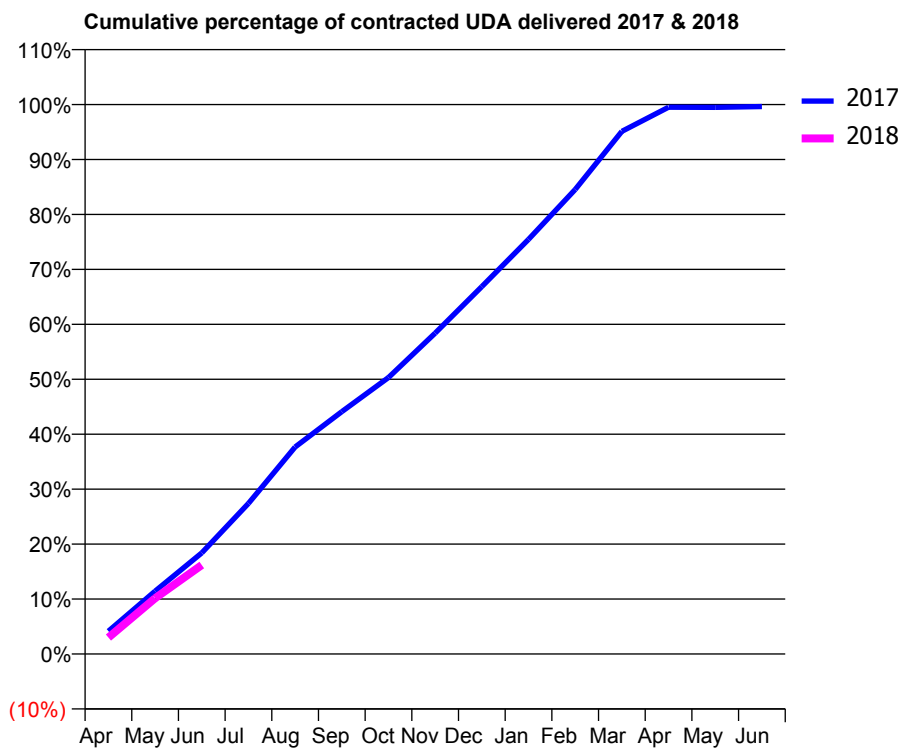
17/18 Contracted general activity (UDA)	28,724
Carry forward general activity (UDA)	0
17/18 Contracted orthodontic activity (UOA)	315
Carry forward orthodontic activity (UOA)	0
Baseline contract value	£657,600.05

ACCESS*

Patients seen in 24 months	Total	Change since previous quarter
Quarter ending June 2016	8,008	
Quarter ending September 2016	8,202	↑
Quarter ending December 2016	8,228	→
Quarter ending March 2017	8,202	→
Quarter ending June 2017	8,111	↓
Variance since June 2016	1.3%	→



ACTIVITY



Month	Adjusted Scheduled Activity (UDA)	
	2017	2018
April	1,197	862
May	3,289	2,916
June	5,285	4,650
July	7,874	
August	10,823	
September	12,671	
October	14,451	
November	16,778	
December	19,206	
January	21,673	
February	24,280	
March	27,321	
April	28,585	
May	28,575	
June	28,615	

QUALITY

	Quantity	Base Number	Contract	LHB	Wales
% of FP17s for the same patient ID Re-attending within 3 months - Children	69	648	10.6%	9.1%	11.2%
% of FP17s for the same patient ID Re-attending within 3 months - Adults	370	1,962	18.9%	15.9%	16.4%
% of FP17s for the same patient ID Re-attending between 3 & 9 months - Children	368	648	56.8%	56.3%	58.1%
% of FP17s for the same patient ID Re-attending between 3 & 9 months - Adults	1,069	1,962	54.5%	54.2%	54.8%
% of FP17s for Band 1 Urgent Courses	282	2,120	13.3%	10.0%	9.2%
% of FP17s Relating to Free Repair or Replacements	18	2,120	0.8%	0.8%	0.8%
% of FP17s Relating to Continuations	12	2,120	0.6%	0.8%	0.9%
% of Patients satisfied with the dentistry they have received	57	65	87.7%	92.4%	92.1%
% of Patients satisfied with the time they had to wait for an appointment	56	65	86.2%	88.9%	87.5%

* This is based on patients treated on this contract for their most recent course of treatment. Figures in italics indicate the base number of FP17s or Patient Questionnaire responses are less than 100. N/A is shown where the base number of responses is less than 10 during the period. % is calculated as Quantity/Base number*100

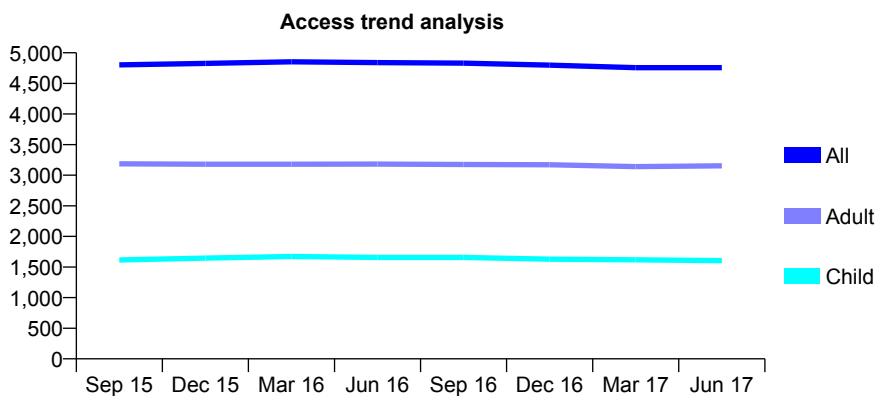
7A4 - Vital Signs At a Glance Contract Report for 844020/0001 - June 2017

Name or company name	MR X IOANNIDES
Contract type name	GDS Contract
Purpose of contract	General
Contract start date	01/10/2010
Contract end date	

17/18 Contracted general activity (UDA)	20,175
Carry forward general activity (UDA)	0
17/18 Contracted orthodontic activity (UOA)	0
Carry forward orthodontic activity (UOA)	0
Baseline contract value	£486,700.38

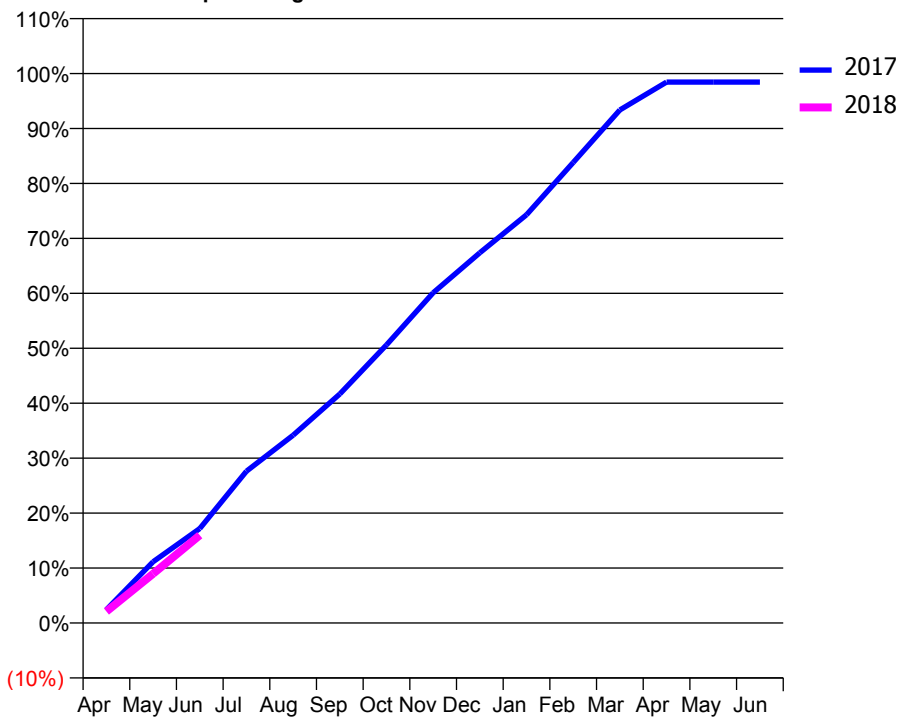
ACCESS*

Patients seen in 24 months	Total	Change since previous quarter
Quarter ending June 2016	4,840	
Quarter ending September 2016	4,831	→
Quarter ending December 2016	4,799	→
Quarter ending March 2017	4,758	→
Quarter ending June 2017	4,758	→
Variance since June 2016	(1.7%)	↓



ACTIVITY

Cumulative percentage of contracted UDA delivered 2017 & 2018



Adjusted Scheduled Activity (UDA)

Month	2017	2018
April	491	422
May	2,252	1,807
June	3,469	3,224
July	5,572	
August	6,897	
September	8,408	
October	10,211	
November	12,124	
December	13,592	
January	14,991	
February	16,906	
March	18,836	
April	19,858	
May	19,862	
June	19,862	

QUALITY

	Quantity	Base Number	Contract	LHB	Wales
% of FP17s for the same patient ID Re-attending within 3 months - Children	29	535	5.4%	9.1%	11.2%
% of FP17s for the same patient ID Re-attending within 3 months - Adults	117	1,118	10.5%	15.9%	16.4%
% of FP17s for the same patient ID Re-attending between 3 & 9 months - Children	261	535	48.8%	56.3%	58.1%
% of FP17s for the same patient ID Re-attending between 3 & 9 months - Adults	649	1,118	58.1%	54.2%	54.8%
% of FP17s for Band 1 Urgent Courses	53	1,337	4.0%	10.0%	9.2%
% of FP17s Relating to Free Repair or Replacements	12	1,337	0.9%	0.8%	0.8%
% of FP17s Relating to Continuations	22	1,337	1.6%	0.8%	0.9%
% of Patients satisfied with the dentistry they have received	15	16	93.8%	92.4%	92.1%
% of Patients satisfied with the time they had to wait for an appointment	13	16	81.3%	88.9%	87.5%

* This is based on patients treated on this contract for their most recent course of treatment. Figures in italics indicate the base number of FP17s or Patient Questionnaire responses are less than 100. N/A is shown where the base number of responses is less than 10 during the period. % is calculated as Quantity/Base number*100

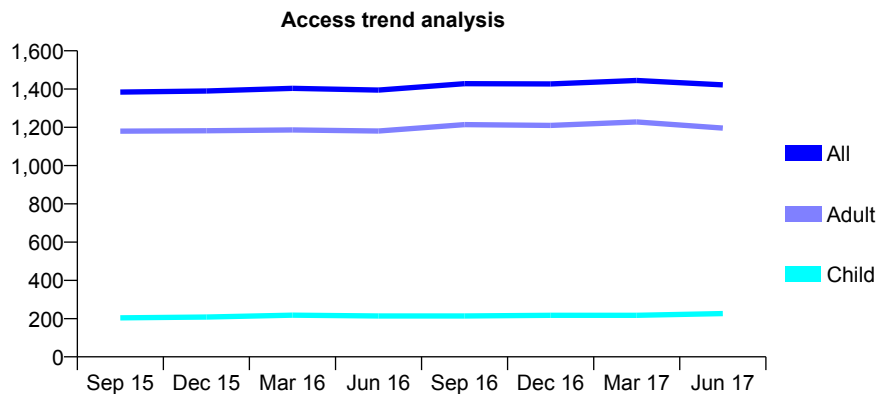
7A4 - Vital Signs At a Glance Contract Report for 918458/0001 - June 2017

Name or company name	MRS EA DAVIES
Contract type name	GDS Contract
Purpose of contract	General
Contract start date	01/04/2006
Contract end date	

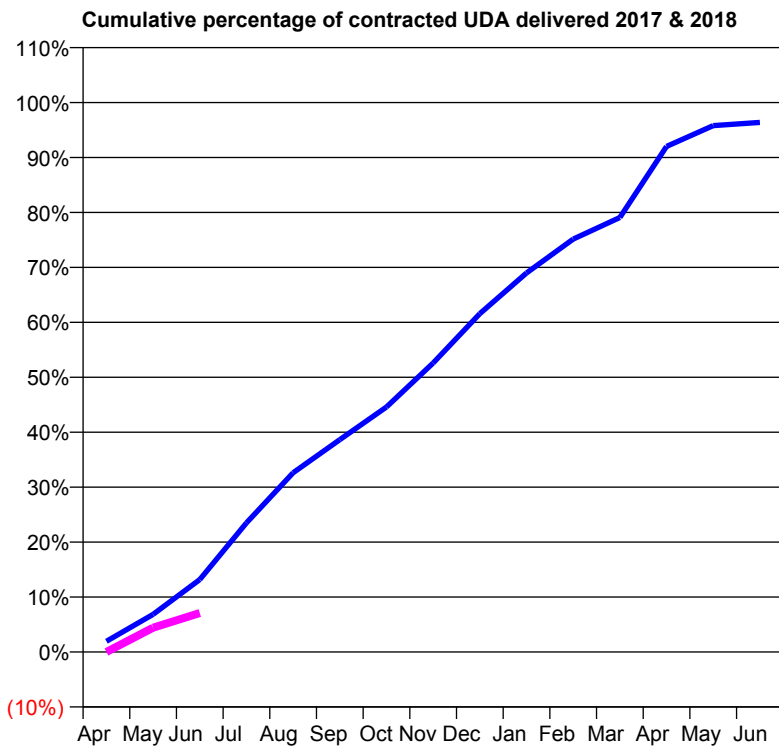
17/18 Contracted general activity (UDA)	4,243
Carry forward general activity (UDA)	0
17/18 Contracted orthodontic activity (UOA)	0
Carry forward orthodontic activity (UOA)	0
Baseline contract value	£137,588.33

ACCESS*

Patients seen in 24 months	Total	Change since previous quarter
Quarter ending June 2016	1,395	
Quarter ending September 2016	1,428	↑
Quarter ending December 2016	1,427	→
Quarter ending March 2017	1,445	→
Quarter ending June 2017	1,422	↓
Variance since June 2016	1.9%	→



ACTIVITY



Month	Adjusted Scheduled Activity (UDA)	
	2017	2018
April	83	0
May	291	187
June	560	301
July	997	
August	1,384	
September	1,640	
October	1,892	
November	2,231	
December	2,613	
January	2,926	
February	3,189	
March	3,355	
April	3,904	
May	4,065	
June	4,089	

QUALITY

	Quantity	Base Number	Contract	LHB	Wales
% of FP17s for the same patient ID Re-attending within 3 months - Children	4	73	5.5%	9.1%	11.2%
% of FP17s for the same patient ID Re-attending within 3 months - Adults	42	326	12.9%	15.9%	16.4%
% of FP17s for the same patient ID Re-attending between 3 & 9 months - Children	16	73	21.9%	56.3%	58.1%
% of FP17s for the same patient ID Re-attending between 3 & 9 months - Adults	91	326	27.9%	54.2%	54.8%
% of FP17s for Band 1 Urgent Courses	10	147	6.8%	10.0%	9.2%
% of FP17s Relating to Free Repair or Replacements	2	147	1.4%	0.8%	0.8%
% of FP17s Relating to Continuations	8	147	5.4%	0.8%	0.9%
% of Patients satisfied with the dentistry they have received	7	8	N/A	92.4%	92.1%
% of Patients satisfied with the time they had to wait for an appointment	7	8	N/A	88.9%	87.5%

* This is based on patients treated on this contract for their most recent course of treatment. Figures in italics indicate the base number of FP17s or Patient Questionnaire responses are less than 100. N/A is shown where the base number of responses is less than 10 during the period. % is calculated as Quantity/Base number*100

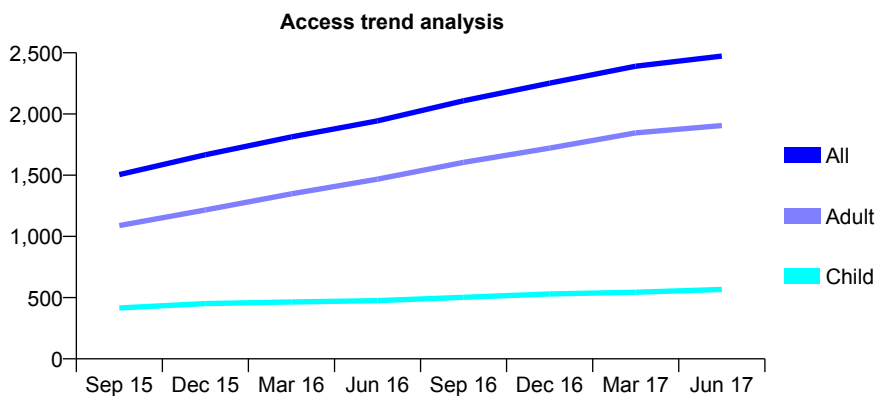
7A4 - Vital Signs At a Glance Contract Report for 919438/0001 - June 2017

Name or company name	MR PC STOCKFORD
Contract type name	GDS Contract
Purpose of contract	General
Contract start date	01/04/2006
Contract end date	

17/18 Contracted general activity (UDA)	8,593
Carry forward general activity (UDA)	0
17/18 Contracted orthodontic activity (UOA)	0
Carry forward orthodontic activity (UOA)	0
Baseline contract value	£220,178.48

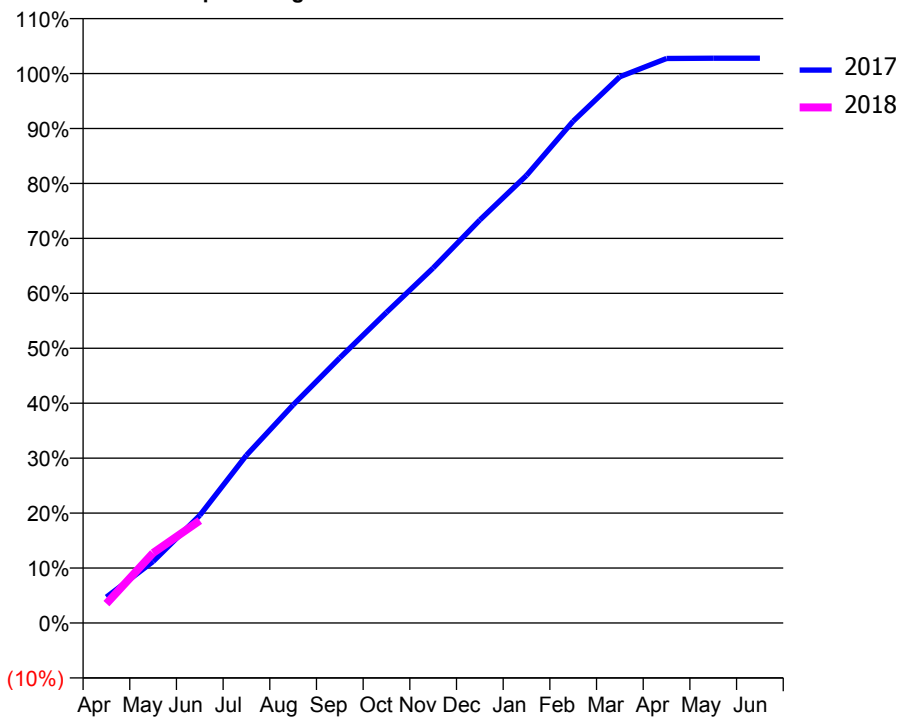
ACCESS*

Patients seen in 24 months	Total	Change since previous quarter
Quarter ending June 2016	1,944	
Quarter ending September 2016	2,108	↑
Quarter ending December 2016	2,252	↑
Quarter ending March 2017	2,390	↑
Quarter ending June 2017	2,473	↑
Variance since June 2016	27.2%	↑



ACTIVITY

Cumulative percentage of contracted UDA delivered 2017 & 2018



Adjusted Scheduled Activity (UDA)

Month	2017	2018
April	406	303
May	963	1,095
June	1,685	1,602
July	2,624	
August	3,411	
September	4,147	
October	4,858	
November	5,551	
December	6,302	
January	6,999	
February	7,847	
March	8,542	
April	8,828	
May	8,832	
June	8,832	

QUALITY

	Quantity	Base Number	Contract	LHB	Wales
% of FP17s for the same patient ID Re-attending within 3 months - Children	11	225	4.9%	9.1%	11.2%
% of FP17s for the same patient ID Re-attending within 3 months - Adults	151	704	21.4%	15.9%	16.4%
% of FP17s for the same patient ID Re-attending between 3 & 9 months - Children	147	225	65.3%	56.3%	58.1%
% of FP17s for the same patient ID Re-attending between 3 & 9 months - Adults	376	704	53.4%	54.2%	54.8%
% of FP17s for Band 1 Urgent Courses	38	787	4.8%	10.0%	9.2%
% of FP17s Relating to Free Repair or Replacements	2	787	0.3%	0.8%	0.8%
% of FP17s Relating to Continuations	13	787	1.7%	0.8%	0.9%
% of Patients satisfied with the dentistry they have received	10	11	90.9%	92.4%	92.1%
% of Patients satisfied with the time they had to wait for an appointment	11	11	100.0%	88.9%	87.5%

* This is based on patients treated on this contract for their most recent course of treatment. Figures in italics indicate the base number of FP17s or Patient Questionnaire responses are less than 100. N/A is shown where the base number of responses is less than 10 during the period. % is calculated as Quantity/Base number*100

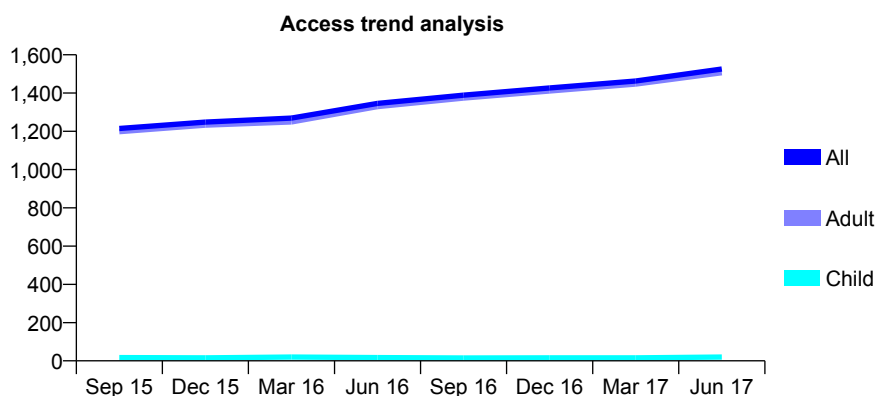
7A4 - Vital Signs At a Glance Contract Report for 919438/0005 - June 2017

Name or company name	MR PC STOCKFORD
Contract type name	PDS Contract
Purpose of contract	General
Contract start date	01/01/2011
Contract end date	30/09/2017

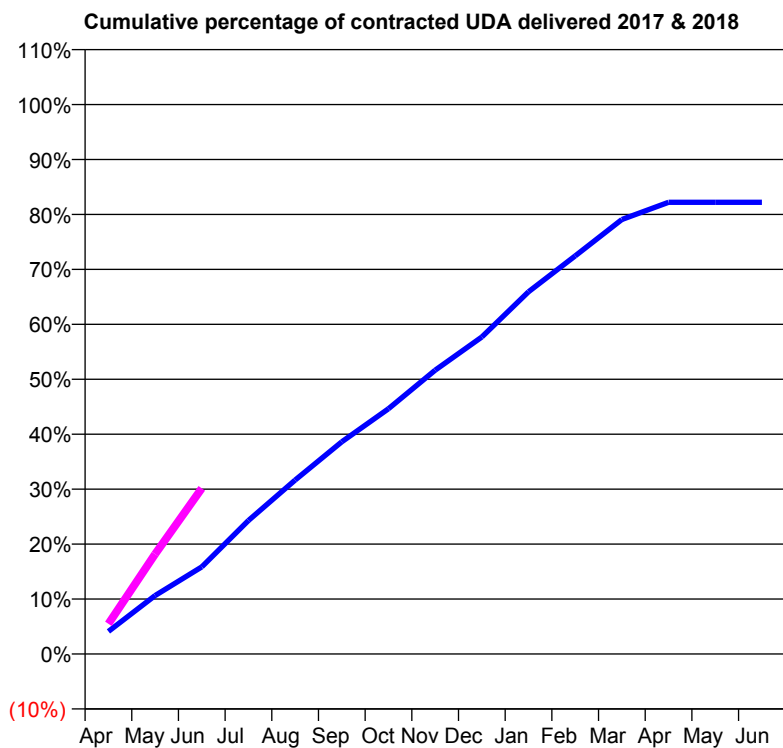
17/18 Contracted general activity (UDA)	1,094
Carry forward general activity (UDA)	0
17/18 Contracted orthodontic activity (UOA)	0
Carry forward orthodontic activity (UOA)	0
Baseline contract value	£29,159.70

ACCESS*

Patients seen in 24 months	Total	Change since previous quarter
Quarter ending June 2016	1,346	
Quarter ending September 2016	1,389	↑
Quarter ending December 2016	1,427	↑
Quarter ending March 2017	1,463	↑
Quarter ending June 2017	1,526	↑
Variance since June 2016	13.4%	↑



ACTIVITY



Month	Adjusted Scheduled Activity (UDA)	
	2017	2018
April	90	60
May	233	199
June	347	330
July	532	
August	692	
September	845	
October	977	
November	1,130	
December	1,262	
January	1,442	
February	1,585	
March	1,730	
April	1,799	
May	1,799	
June	1,799	

QUALITY

	Quantity	Base Number	Contract	LHB	Wales
% of FP17s for the same patient ID Re-attending within 3 months - Children	0	6	0.0%	9.1%	11.2%
% of FP17s for the same patient ID Re-attending within 3 months - Adults	13	326	4.0%	15.9%	16.4%
% of FP17s for the same patient ID Re-attending between 3 & 9 months - Children	0	6	0.0%	56.3%	58.1%
% of FP17s for the same patient ID Re-attending between 3 & 9 months - Adults	7	326	2.1%	54.2%	54.8%
% of FP17s for Band 1 Urgent Courses	274	275	99.6%	10.0%	9.2%
% of FP17s Relating to Free Repair or Replacements	0	275	0.0%	0.8%	0.8%
% of FP17s Relating to Continuations	0	275	0.0%	0.8%	0.9%
% of Patients satisfied with the dentistry they have received	0	0	N/A	92.4%	92.1%
% of Patients satisfied with the time they had to wait for an appointment	0	0	N/A	88.9%	87.5%

* This is based on patients treated on this contract for their most recent course of treatment. Figures in italics indicate the base number of FP17s or Patient Questionnaire responses are less than 100. N/A is shown where the base number of responses is less than 10 during the period. % is calculated as Quantity/Base number*100

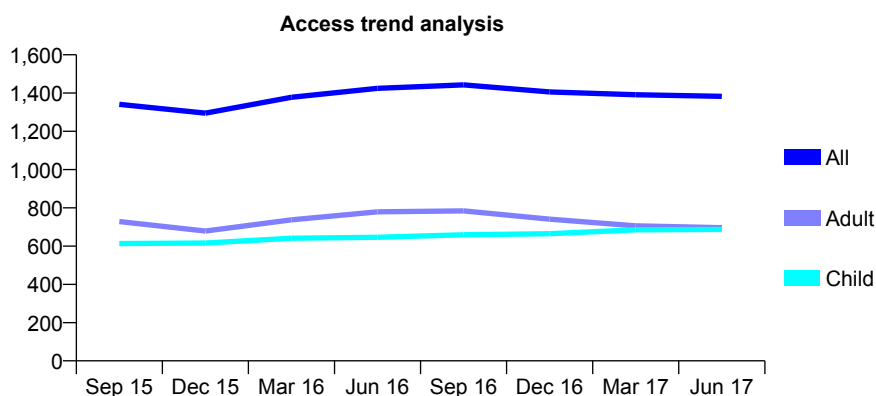
7A4 - Vital Signs At a Glance Contract Report for 965588/0001 - June 2017

Name or company name	MS V KOLAH I
Contract type name	GDS Contract
Purpose of contract	General
Contract start date	26/07/2007
Contract end date	

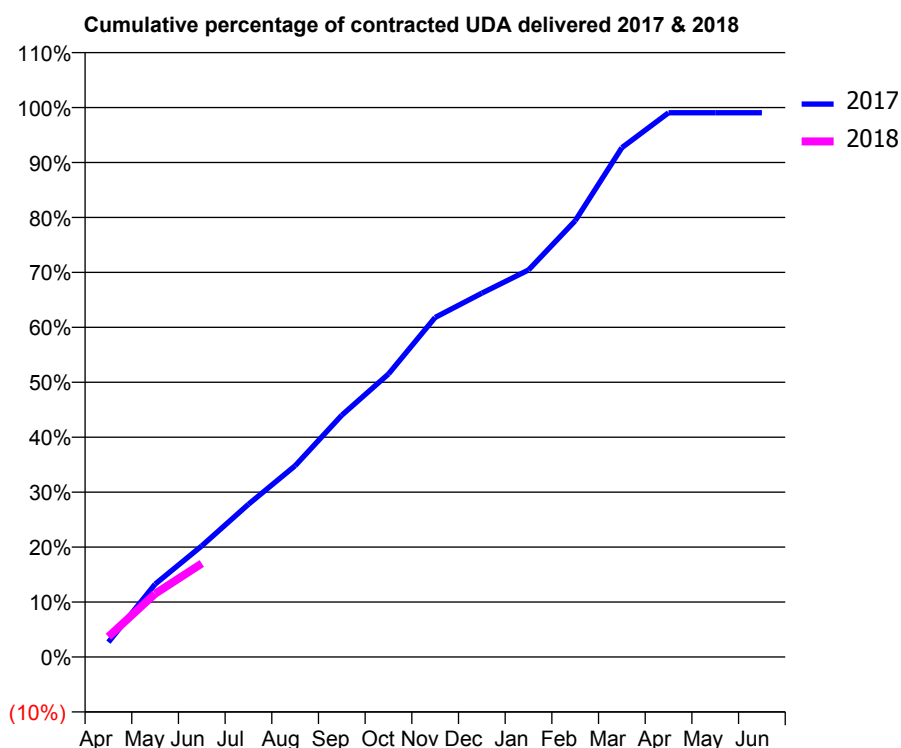
17/18 Contracted general activity (UDA)	2,091
Carry forward general activity (UDA)	0
17/18 Contracted orthodontic activity (UOA)	0
Carry forward orthodontic activity (UOA)	0
Baseline contract value	£51,992.85

ACCESS*

Patients seen in 24 months	Total	Change since previous quarter
Quarter ending June 2016	1,425	
Quarter ending September 2016	1,443	→
Quarter ending December 2016	1,406	↓
Quarter ending March 2017	1,391	↓
Quarter ending June 2017	1,383	→
Variance since June 2016	(2.9%)	↓



ACTIVITY



Month	Adjusted Scheduled Activity (UDA)	
	2017	2018
April	57	77
May	277	241
June	423	356
July	581	
August	728	
September	920	
October	1,077	
November	1,292	
December	1,385	
January	1,473	
February	1,660	
March	1,938	
April	2,071	
May	2,071	
June	2,071	

QUALITY

	Quantity	Base Number	Contract	LHB	Wales
% of FP17s for the same patient ID Re-attending within 3 months - Children	7	235	3.0%	9.1%	11.2%
% of FP17s for the same patient ID Re-attending within 3 months - Adults	6	116	5.2%	15.9%	16.4%
% of FP17s for the same patient ID Re-attending between 3 & 9 months - Children	138	235	58.7%	56.3%	58.1%
% of FP17s for the same patient ID Re-attending between 3 & 9 months - Adults	44	116	37.9%	54.2%	54.8%
% of FP17s for Band 1 Urgent Courses	10	272	3.7%	10.0%	9.2%
% of FP17s Relating to Free Repair or Replacements	0	272	0.0%	0.8%	0.8%
% of FP17s Relating to Continuations	1	272	0.4%	0.8%	0.9%
% of Patients satisfied with the dentistry they have received	8	8	N/A	92.4%	92.1%
% of Patients satisfied with the time they had to wait for an appointment	8	8	N/A	88.9%	87.5%

* This is based on patients treated on this contract for their most recent course of treatment. Figures in italics indicate the base number of FP17s or Patient Questionnaire responses are less than 100. N/A is shown where the base number of responses is less than 10 during the period. % is calculated as Quantity/Base number*100

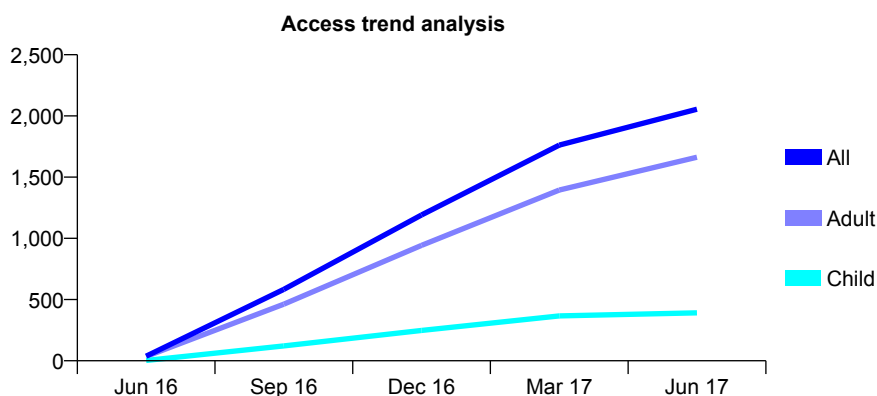
7A5 - Vital Signs At a Glance Contract Report for 100142/0000 - June 2017

Name or company name	Stephen Bowsher
Contract type name	GDS Contract
Purpose of contract	General
Contract start date	30/05/2016
Contract end date	31/05/2017

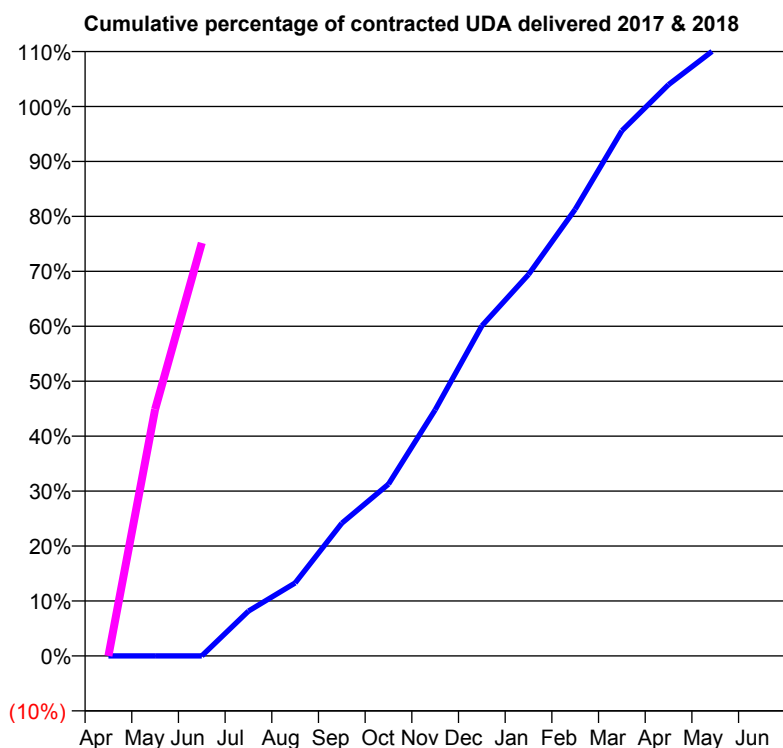
17/18 Contracted general activity (UDA)	1,200
Carry forward general activity (UDA)	0
17/18 Contracted orthodontic activity (UOA)	0
Carry forward orthodontic activity (UOA)	0
Baseline contract value	£29,016.20

ACCESS*

Patients seen in 24 months	Total	Change since previous quarter
Quarter ending June 2016	38	
Quarter ending September 2016	583	↑
Quarter ending December 2016	1,191	↑
Quarter ending March 2017	1,762	↑
Quarter ending June 2017	2,055	↑
Variance since June 2016	5307.9%	↑



ACTIVITY



Month	Adjusted Scheduled Activity (UDA)	
	2017	2018
April	0	0
May	0	539
June	0	902
July	461	
August	749	
September	1,362	
October	1,763	
November	2,525	
December	3,387	
January	3,914	
February	4,584	
March	5,390	
April	5,863	
May	6,229	
June	6,235	

QUALITY

	Quantity	Base Number	Contract	LHB	Wales
% of FP17s for the same patient ID Re-attending within 3 months - Children	4	113	3.5%	7.4%	11.2%
% of FP17s for the same patient ID Re-attending within 3 months - Adults	48	574	8.4%	13.9%	16.4%
% of FP17s for the same patient ID Re-attending between 3 & 9 months - Children	43	113	38.1%	54.4%	58.1%
% of FP17s for the same patient ID Re-attending between 3 & 9 months - Adults	167	574	29.1%	53.8%	54.8%
% of FP17s for Band 1 Urgent Courses	50	408	12.3%	9.2%	9.2%
% of FP17s Relating to Free Repair or Replacements	0	408	0.0%	0.7%	0.8%
% of FP17s Relating to Continuations	0	408	0.0%	0.7%	0.9%
% of Patients satisfied with the dentistry they have received	15	15	100.0%	92.4%	92.1%
% of Patients satisfied with the time they had to wait for an appointment	15	15	100.0%	91.1%	87.5%

* This is based on patients treated on this contract for their most recent course of treatment. Figures in italics indicate the base number of FP17s or Patient Questionnaire responses are less than 100. N/A is shown where the base number of responses is less than 10 during the period. % is calculated as Quantity/Base number*100

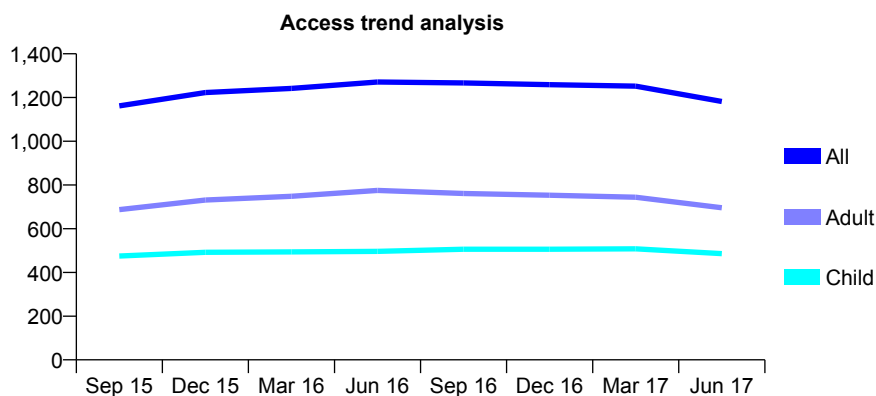
7A5 - Vital Signs At a Glance Contract Report for 102660/0001 - June 2017

Name or company name	Brilliant Dental Care
Contract type name	GDS Contract
Purpose of contract	General and Orthodontic
Contract start date	01/06/2014
Contract end date	

17/18 Contracted general activity (UDA)	4,200
Carry forward general activity (UDA)	0
17/18 Contracted orthodontic activity (UOA)	57
Carry forward orthodontic activity (UOA)	0
Baseline contract value	£105,155.93

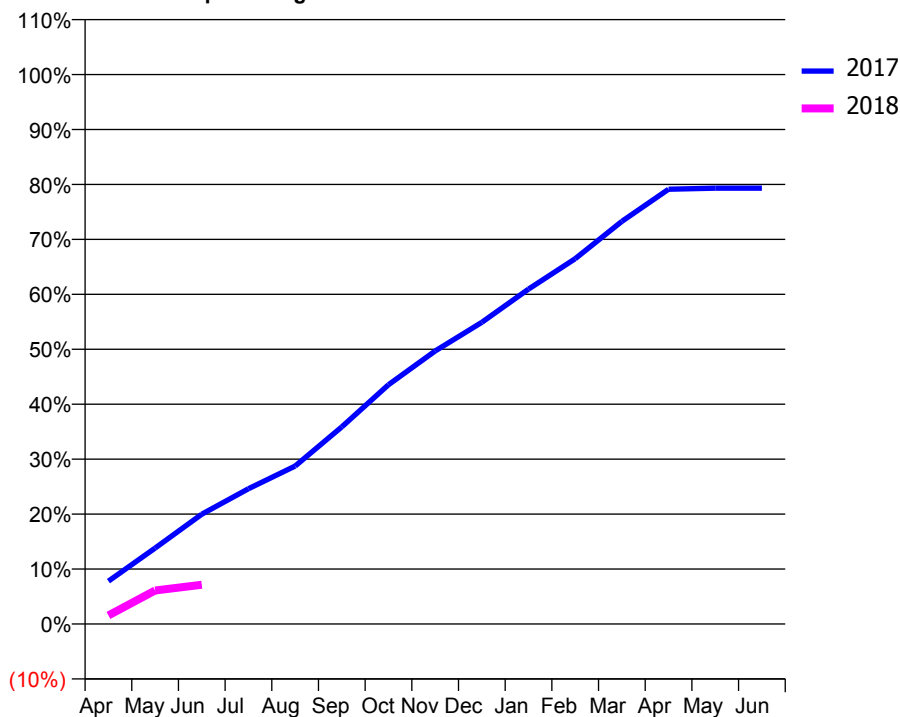
ACCESS*

Patients seen in 24 months	Total	Change since previous quarter
Quarter ending June 2016	1,271	
Quarter ending September 2016	1,267	→
Quarter ending December 2016	1,259	→
Quarter ending March 2017	1,252	→
Quarter ending June 2017	1,182	↓
Variance since June 2016	(7.0%)	↓



ACTIVITY

Cumulative percentage of contracted UDA delivered 2017 & 2018



Adjusted Scheduled Activity (UDA)

Month	2017	2018
April	328	66
May	580	256
June	840	301
July	1,034	
August	1,207	
September	1,507	
October	1,829	
November	2,086	
December	2,306	
January	2,560	
February	2,792	
March	3,077	
April	3,323	
May	3,331	
June	3,331	

QUALITY

	Quantity	Base Number	Contract	LHB	Wales
% of FP17s for the same patient ID Re-attending within 3 months - Children	19	124	15.3%	7.4%	11.2%
% of FP17s for the same patient ID Re-attending within 3 months - Adults	24	145	16.6%	13.9%	16.4%
% of FP17s for the same patient ID Re-attending between 3 & 9 months - Children	59	124	47.6%	54.4%	58.1%
% of FP17s for the same patient ID Re-attending between 3 & 9 months - Adults	57	145	39.3%	53.8%	54.8%
% of FP17s for Band 1 Urgent Courses	18	145	12.4%	9.2%	9.2%
% of FP17s Relating to Free Repair or Replacements	1	145	0.7%	0.7%	0.8%
% of FP17s Relating to Continuations	0	145	0.0%	0.7%	0.9%
% of Patients satisfied with the dentistry they have received	5	5	N/A	92.4%	92.1%
% of Patients satisfied with the time they had to wait for an appointment	5	5	N/A	91.1%	87.5%

* This is based on patients treated on this contract for their most recent course of treatment. Figures in italics indicate the base number of FP17s or Patient Questionnaire responses are less than 100. N/A is shown where the base number of responses is less than 10 during the period. % is calculated as Quantity/Base number*100

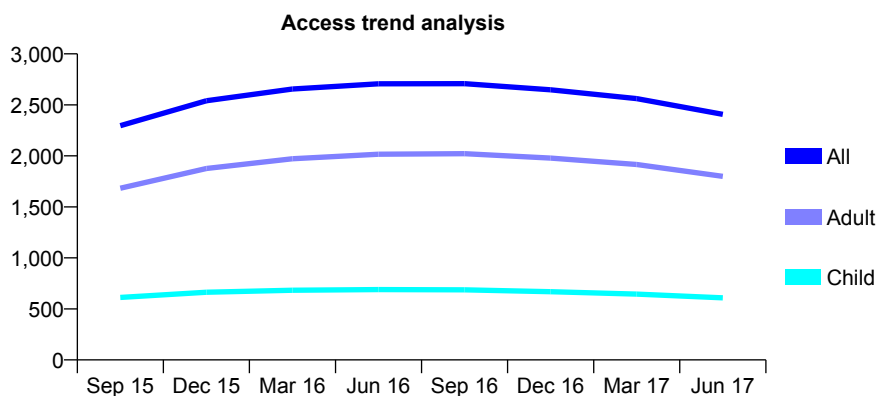
7A5 - Vital Signs At a Glance Contract Report for 105333/0001 - June 2017

Name or company name	Beddau Dental Practice
Contract type name	GDS Contract
Purpose of contract	General
Contract start date	01/06/2014
Contract end date	

17/18 Contracted general activity (UDA)	7,800
Carry forward general activity (UDA)	0
17/18 Contracted orthodontic activity (UOA)	0
Carry forward orthodontic activity (UOA)	0
Baseline contract value	£188,482.52

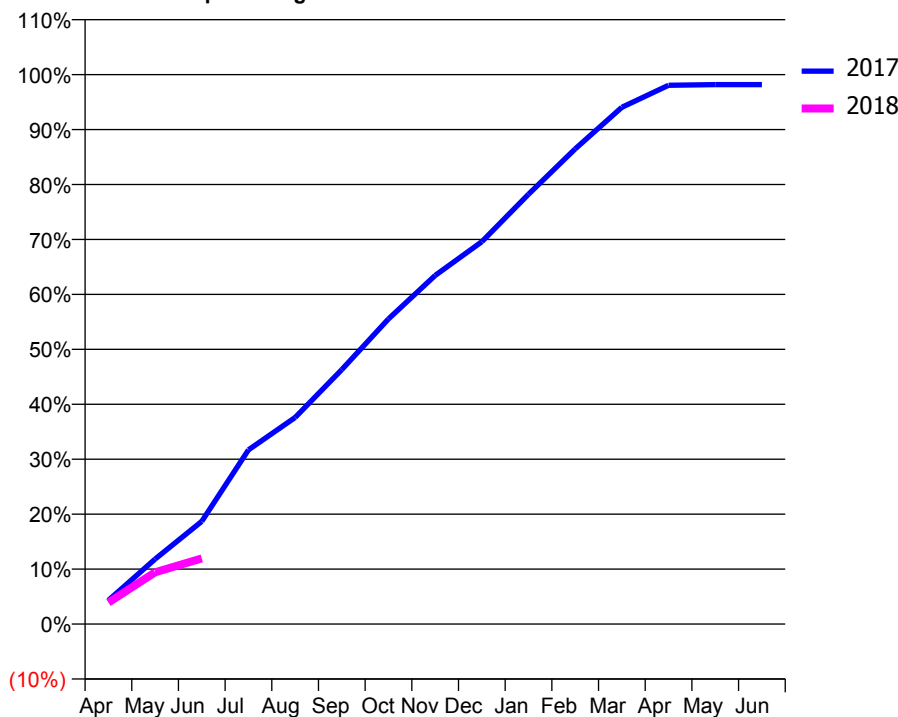
ACCESS*

Patients seen in 24 months	Total	Change since previous quarter
Quarter ending June 2016	2,706	
Quarter ending September 2016	2,708	→
Quarter ending December 2016	2,648	↓
Quarter ending March 2017	2,561	↓
Quarter ending June 2017	2,407	↓
Variance since June 2016	(11.0%)	↓



ACTIVITY

Cumulative percentage of contracted UDA delivered 2017 & 2018



Month	Adjusted Scheduled Activity (UDA)	
	2017	2018
April	338	305
May	923	736
June	1,458	931
July	2,473	
August	2,933	
September	3,612	
October	4,332	
November	4,948	
December	5,428	
January	6,101	
February	6,746	
March	7,335	
April	7,649	
May	7,658	
June	7,658	

QUALITY

	Quantity	Base Number	Contract	LHB	Wales
% of FP17s for the same patient ID Re-attending within 3 months - Children	3	135	2.2%	7.4%	11.2%
% of FP17s for the same patient ID Re-attending within 3 months - Adults	42	425	9.9%	13.9%	16.4%
% of FP17s for the same patient ID Re-attending between 3 & 9 months - Children	77	135	57.0%	54.4%	58.1%
% of FP17s for the same patient ID Re-attending between 3 & 9 months - Adults	259	425	60.9%	53.8%	54.8%
% of FP17s for Band 1 Urgent Courses	27	442	6.1%	9.2%	9.2%
% of FP17s Relating to Free Repair or Replacements	3	442	0.7%	0.7%	0.8%
% of FP17s Relating to Continuations	2	442	0.5%	0.7%	0.9%
% of Patients satisfied with the dentistry they have received	9	12	75.0%	92.4%	92.1%
% of Patients satisfied with the time they had to wait for an appointment	10	12	83.3%	91.1%	87.5%

* This is based on patients treated on this contract for their most recent course of treatment. Figures in italics indicate the base number of FP17s or Patient Questionnaire responses are less than 100. N/A is shown where the base number of responses is less than 10 during the period. % is calculated as Quantity/Base number*100

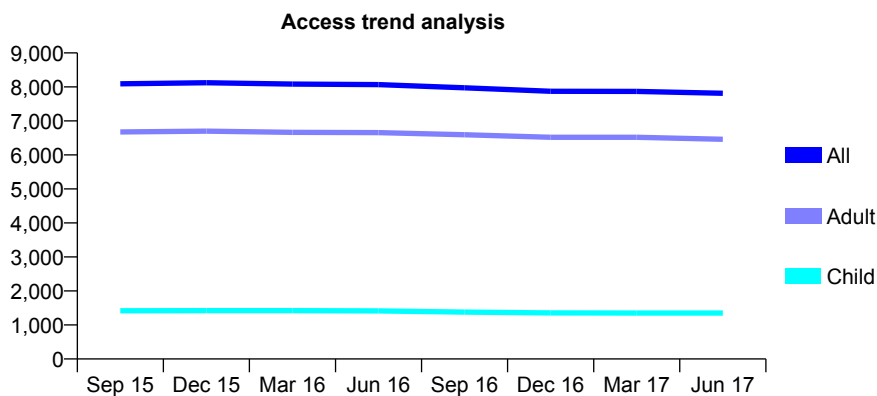
7A5 - Vital Signs At a Glance Contract Report for 106887/0001 - June 2017

Name or company name	Morgan Street Dental Practice
Contract type name	GDS Contract
Purpose of contract	General
Contract start date	01/04/2010
Contract end date	

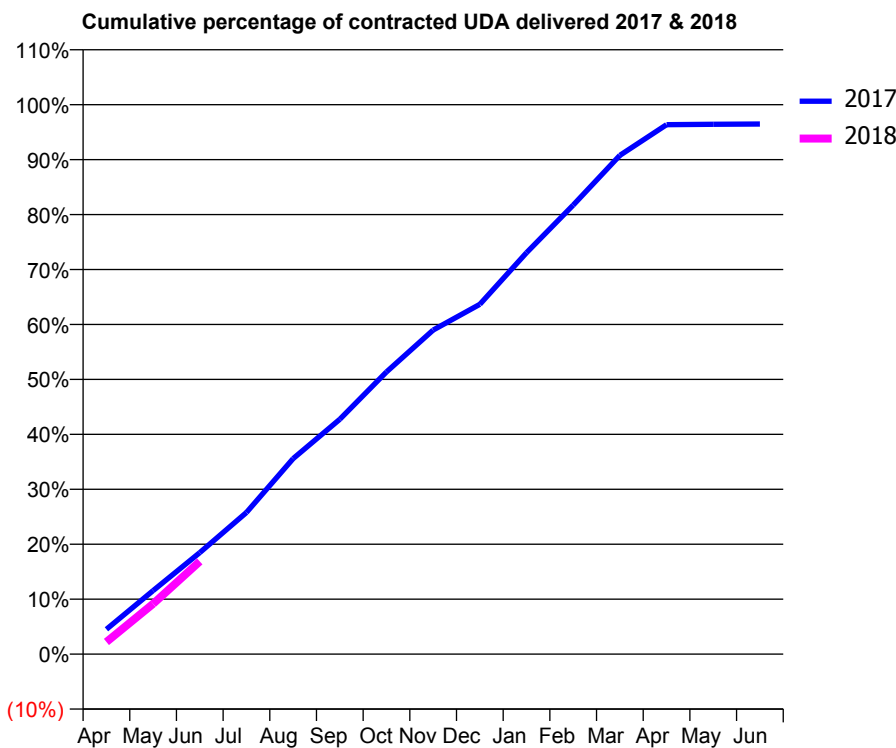
17/18 Contracted general activity (UDA)	25,816
Carry forward general activity (UDA)	0
17/18 Contracted orthodontic activity (UOA)	0
Carry forward orthodontic activity (UOA)	0
Baseline contract value	£623,410.84

ACCESS*

Patients seen in 24 months	Total	Change since previous quarter
Quarter ending June 2016	8,067	
Quarter ending September 2016	7,973	↓
Quarter ending December 2016	7,874	↓
Quarter ending March 2017	7,869	→
Quarter ending June 2017	7,813	→
Variance since June 2016	(3.1%)	↓



ACTIVITY



Month	Adjusted Scheduled Activity (UDA)	
	2017	2018
April	1,170	572
May	2,988	2,366
June	4,772	4,357
July	6,655	
August	9,189	
September	11,034	
October	13,259	
November	15,227	
December	16,436	
January	18,858	
February	21,098	
March	23,435	
April	24,875	
May	24,894	
June	24,906	

QUALITY

	Quantity	Base Number	Contract	LHB	Wales
% of FP17s for the same patient ID Re-attending within 3 months - Children	51	523	9.8%	7.4%	11.2%
% of FP17s for the same patient ID Re-attending within 3 months - Adults	458	2,641	17.3%	13.9%	16.4%
% of FP17s for the same patient ID Re-attending between 3 & 9 months - Children	324	523	62.0%	54.4%	58.1%
% of FP17s for the same patient ID Re-attending between 3 & 9 months - Adults	1,606	2,641	60.8%	53.8%	54.8%
% of FP17s for Band 1 Urgent Courses	262	2,451	10.7%	9.2%	9.2%
% of FP17s Relating to Free Repair or Replacements	15	2,451	0.6%	0.7%	0.8%
% of FP17s Relating to Continuations	4	2,451	0.2%	0.7%	0.9%
% of Patients satisfied with the dentistry they have received	40	42	95.2%	92.4%	92.1%
% of Patients satisfied with the time they had to wait for an appointment	35	42	83.3%	91.1%	87.5%

* This is based on patients treated on this contract for their most recent course of treatment. Figures in italics indicate the base number of FP17s or Patient Questionnaire responses are less than 100. N/A is shown where the base number of responses is less than 10 during the period. % is calculated as Quantity/Base number*100

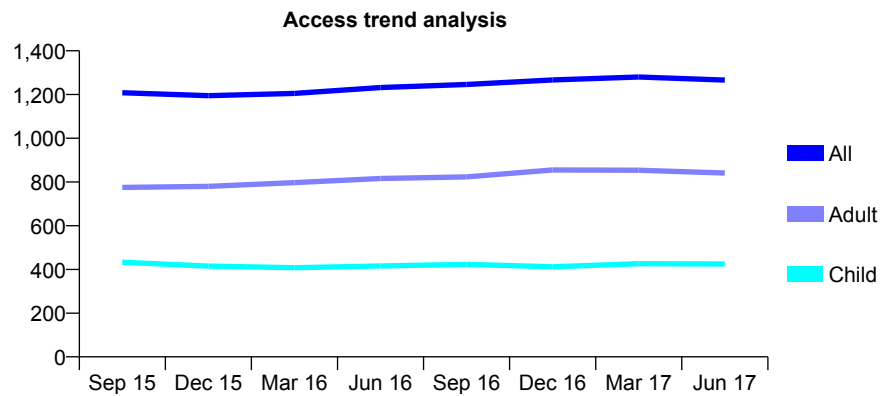
7A5 - Vital Signs At a Glance Contract Report for 108146/0001 - June 2017

Name or company name	Colden Larch Ltd
Contract type name	GDS Contract
Purpose of contract	General
Contract start date	01/10/2009
Contract end date	

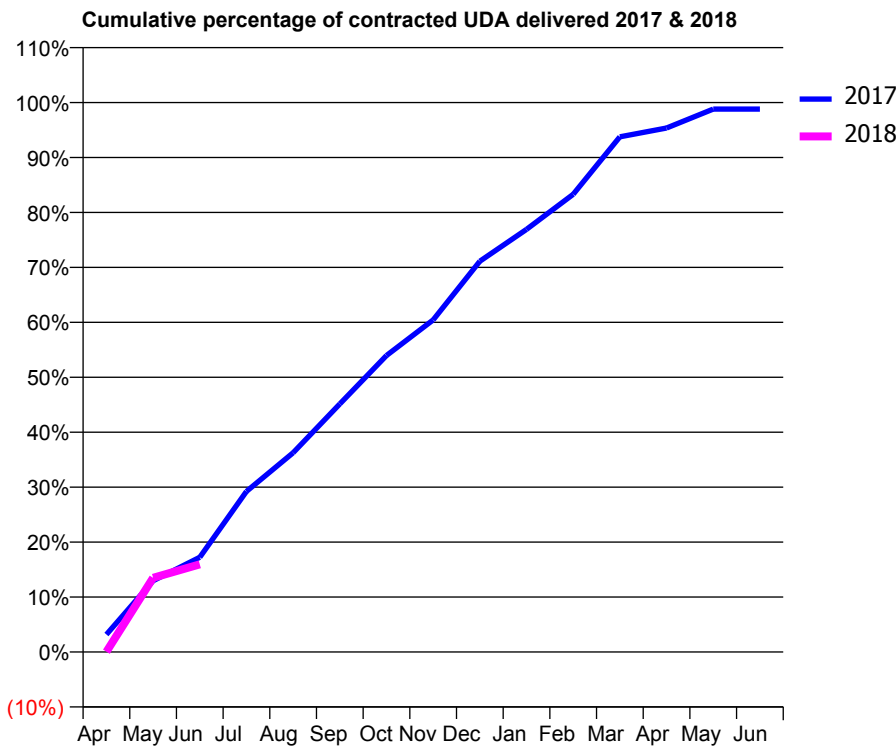
17/18 Contracted general activity (UDA)	3,710
Carry forward general activity (UDA)	0
17/18 Contracted orthodontic activity (UOA)	0
Carry forward orthodontic activity (UOA)	0
Baseline contract value	£53,546.95

ACCESS*

Patients seen in 24 months	Total	Change since previous quarter
Quarter ending June 2016	1,232	
Quarter ending September 2016	1,246	→
Quarter ending December 2016	1,267	→
Quarter ending March 2017	1,280	→
Quarter ending June 2017	1,266	↓
Variance since June 2016	2.8%	↑



ACTIVITY



Month	Adjusted Scheduled Activity (UDA)	
	2017	2018
April	118	2
May	481	501
June	640	592
July	1,085	
August	1,345	
September	1,675	
October	2,002	
November	2,243	
December	2,638	
January	2,854	
February	3,090	
March	3,478	
April	3,537	
May	3,665	
June	3,665	

QUALITY

	Quantity	Base Number	Contract	LHB	Wales
% of FP17s for the same patient ID Re-attending within 3 months - Children	9	103	8.7%	7.4%	11.2%
% of FP17s for the same patient ID Re-attending within 3 months - Adults	19	179	10.6%	13.9%	16.4%
% of FP17s for the same patient ID Re-attending between 3 & 9 months - Children	41	103	39.8%	54.4%	58.1%
% of FP17s for the same patient ID Re-attending between 3 & 9 months - Adults	57	179	31.8%	53.8%	54.8%
% of FP17s for Band 1 Urgent Courses	14	227	6.2%	9.2%	9.2%
% of FP17s Relating to Free Repair or Replacements	1	227	0.4%	0.7%	0.8%
% of FP17s Relating to Continuations	1	227	0.4%	0.7%	0.9%
% of Patients satisfied with the dentistry they have received	7	7	N/A	92.4%	92.1%
% of Patients satisfied with the time they had to wait for an appointment	7	7	N/A	91.1%	87.5%

* This is based on patients treated on this contract for their most recent course of treatment. Figures in italics indicate the base number of FP17s or Patient Questionnaire responses are less than 100. N/A is shown where the base number of responses is less than 10 during the period. % is calculated as Quantity/Base number*100

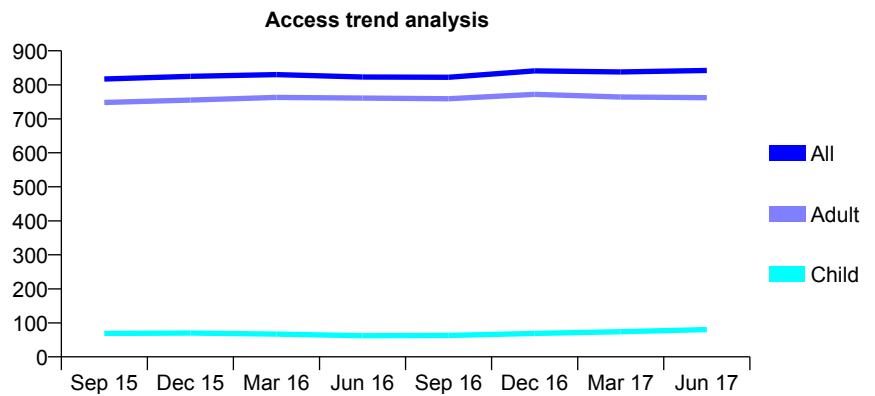
7A5 - Vital Signs At a Glance Contract Report for 108200/0004 - June 2017

Name or company name	Cardiff & Vale University Health Board
Contract type name	PDS Contract
Purpose of contract	General
Contract start date	01/04/2006
Contract end date	31/03/2018

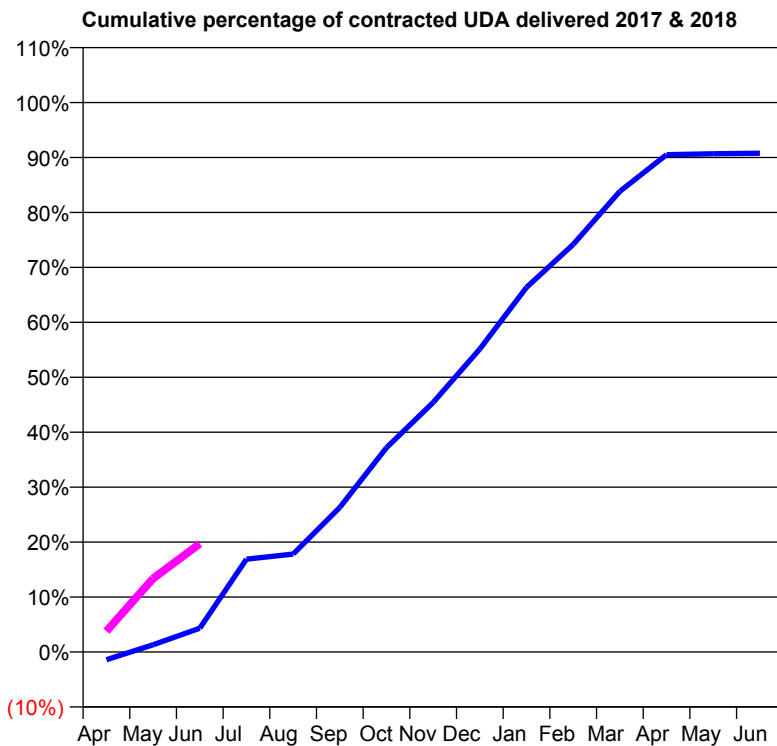
17/18 Contracted general activity (UDA)	2,209
Carry forward general activity (UDA)	0
17/18 Contracted orthodontic activity (UOA)	0
Carry forward orthodontic activity (UOA)	0
Baseline contract value	£61,099.39

ACCESS*

Patients seen in 24 months	Total	Change since previous quarter
Quarter ending June 2016	823	
Quarter ending September 2016	822	→
Quarter ending December 2016	841	↑
Quarter ending March 2017	838	→
Quarter ending June 2017	842	→
Variance since June 2016	2.3%	↑



ACTIVITY



Month	Adjusted Scheduled Activity (UDA)	
	2017	2018
April	-32	84
May	29	296
June	96	436
July	373	
August	394	
September	582	
October	821	
November	1,003	
December	1,218	
January	1,466	
February	1,638	
March	1,852	
April	1,999	
May	2,003	
June	2,005	

QUALITY

	Quantity	Base Number	Contract	LHB	Wales
% of FP17s for the same patient ID Re-attending within 3 months - Children	0	33	0.0%	7.4%	11.2%
% of FP17s for the same patient ID Re-attending within 3 months - Adults	43	267	16.1%	13.9%	16.4%
% of FP17s for the same patient ID Re-attending between 3 & 9 months - Children	16	33	48.5%	54.4%	58.1%
% of FP17s for the same patient ID Re-attending between 3 & 9 months - Adults	99	267	37.1%	53.8%	54.8%
% of FP17s for Band 1 Urgent Courses	29	234	12.4%	9.2%	9.2%
% of FP17s Relating to Free Repair or Replacements	0	234	0.0%	0.7%	0.8%
% of FP17s Relating to Continuations	1	234	0.4%	0.7%	0.9%
% of Patients satisfied with the dentistry they have received	4	4	N/A	92.4%	92.1%
% of Patients satisfied with the time they had to wait for an appointment	4	4	N/A	91.1%	87.5%

* This is based on patients treated on this contract for their most recent course of treatment. Figures in italics indicate the base number of FP17s or Patient Questionnaire responses are less than 100. N/A is shown where the base number of responses is less than 10 during the period. % is calculated as Quantity/Base number*100

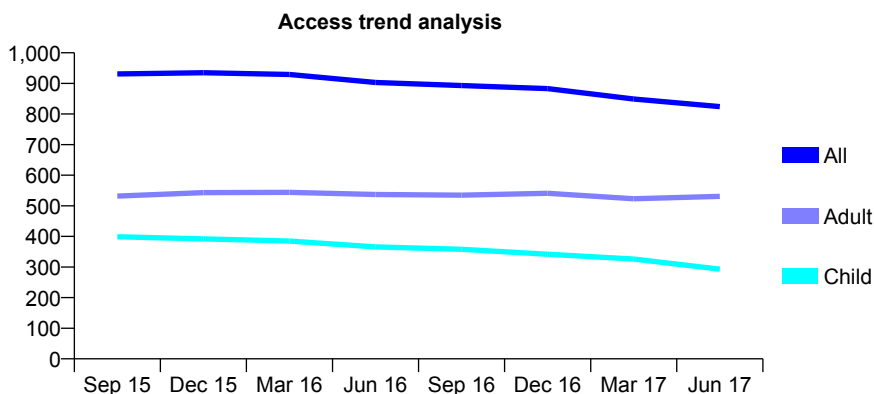
7A5 - Vital Signs At a Glance Contract Report for 108200/0006 - June 2017

Name or company name	Cardiff & Vale University Health Board
Contract type name	PDS Contract
Purpose of contract	General
Contract start date	01/04/2006
Contract end date	31/03/2018

17/18 Contracted general activity (UDA)	2,208
Carry forward general activity (UDA)	0
17/18 Contracted orthodontic activity (UOA)	0
Carry forward orthodontic activity (UOA)	0
Baseline contract value	£61,099.38

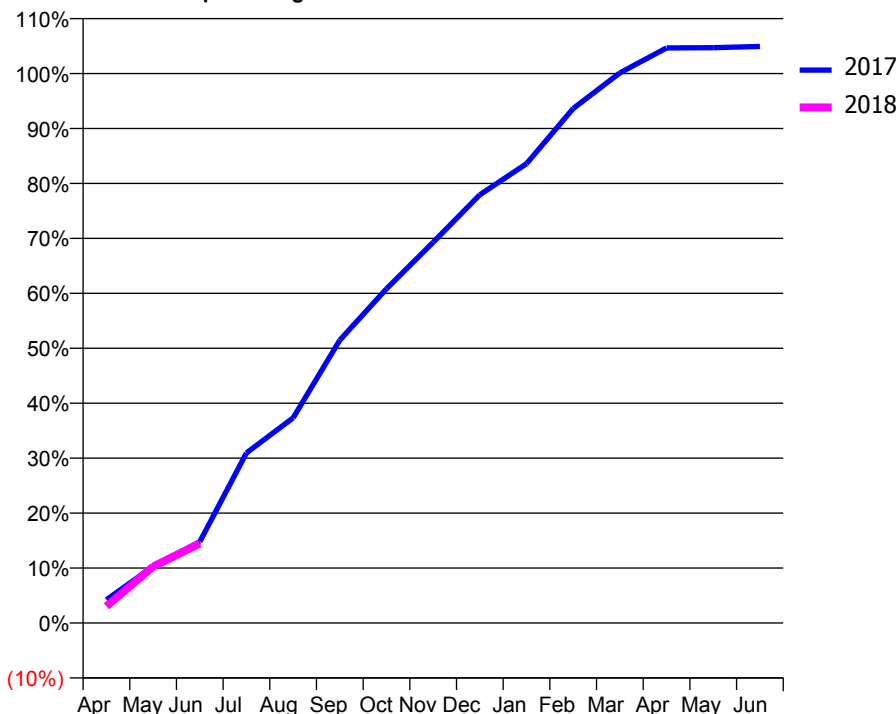
ACCESS*

Patients seen in 24 months	Total	Change since previous quarter
Quarter ending June 2016	903	
Quarter ending September 2016	893	↓
Quarter ending December 2016	883	↓
Quarter ending March 2017	849	↓
Quarter ending June 2017	824	↓
Variance since June 2016	(8.7%)	↓



ACTIVITY

Cumulative percentage of contracted UDA delivered 2017 & 2018



Adjusted Scheduled Activity (UDA)

Month	2017	2018
April	94	67
May	228	227
June	326	320
July	684	
August	824	
September	1,137	
October	1,343	
November	1,530	
December	1,721	
January	1,845	
February	2,068	
March	2,210	
April	2,311	
May	2,312	
June	2,317	

QUALITY

	Quantity	Base Number	Contract	LHB	Wales
% of FP17s for the same patient ID Re-attending within 3 months - Children	2	79	2.5%	7.4%	11.2%
% of FP17s for the same patient ID Re-attending within 3 months - Adults	13	146	8.9%	13.9%	16.4%
% of FP17s for the same patient ID Re-attending between 3 & 9 months - Children	47	79	59.5%	54.4%	58.1%
% of FP17s for the same patient ID Re-attending between 3 & 9 months - Adults	86	146	58.9%	53.8%	54.8%
% of FP17s for Band 1 Urgent Courses	13	155	8.4%	9.2%	9.2%
% of FP17s Relating to Free Repair or Replacements	1	155	0.6%	0.7%	0.8%
% of FP17s Relating to Continuations	1	155	0.6%	0.7%	0.9%
% of Patients satisfied with the dentistry they have received	8	8	N/A	92.4%	92.1%
% of Patients satisfied with the time they had to wait for an appointment	8	8	N/A	91.1%	87.5%

* This is based on patients treated on this contract for their most recent course of treatment. Figures in italics indicate the base number of FP17s or Patient Questionnaire responses are less than 100. N/A is shown where the base number of responses is less than 10 during the period. % is calculated as Quantity/Base number*100

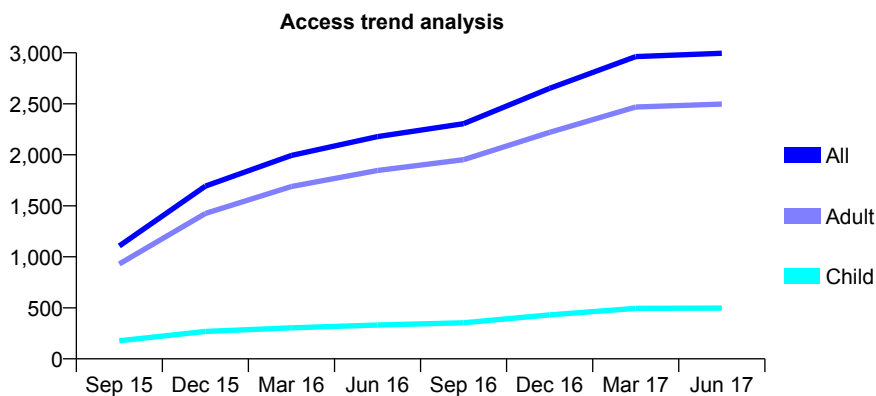
7A5 - Vital Signs At a Glance Contract Report for 116300/0008 - June 2017

Name or company name	Whitecross Dental Care Ltd
Contract type name	GDS Contract
Purpose of contract	General
Contract start date	01/04/2015
Contract end date	

17/18 Contracted general activity (UDA)	12,228
Carry forward general activity (UDA)	0
17/18 Contracted orthodontic activity (UOA)	0
Carry forward orthodontic activity (UOA)	0
Baseline contract value	£335,170.25

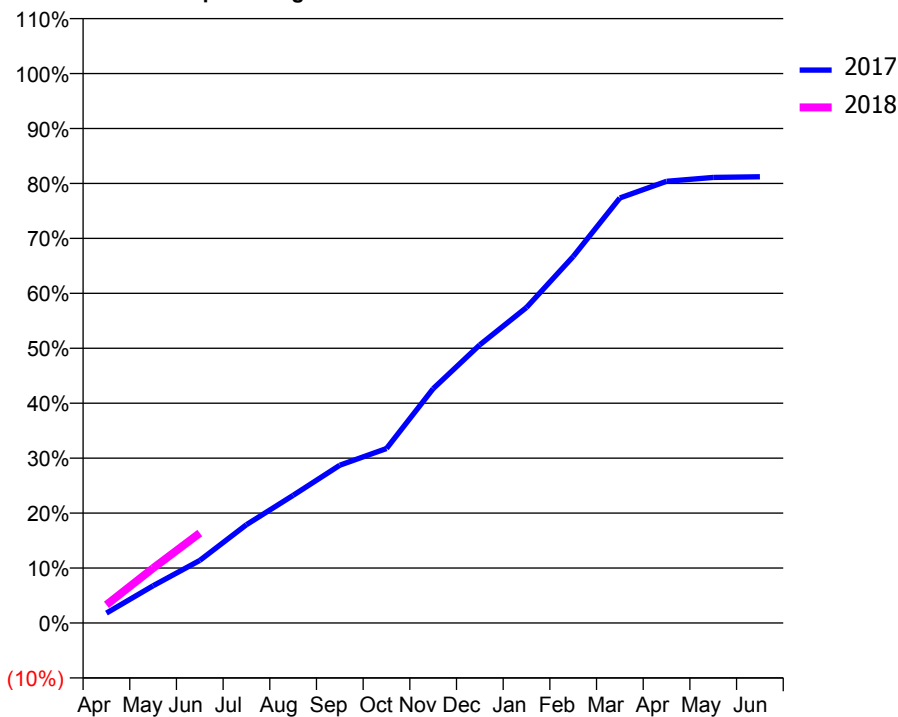
ACCESS*

Patients seen in 24 months	Total	Change since previous quarter
Quarter ending June 2016	2,178	
Quarter ending September 2016	2,305	↑
Quarter ending December 2016	2,651	↑
Quarter ending March 2017	2,963	↑
Quarter ending June 2017	2,995	→
Variance since June 2016	37.5%	↑



ACTIVITY

Cumulative percentage of contracted UDA delivered 2017 & 2018



Month	Adjusted Scheduled Activity (UDA)	
	2017	2018
April	220	406
May	830	1,221
June	1,392	2,003
July	2,188	
August	2,842	
September	3,511	
October	3,883	
November	5,216	
December	6,191	
January	7,024	
February	8,155	
March	9,458	
April	9,830	
May	9,916	
June	9,930	

QUALITY

	Quantity	Base Number	Contract	LHB	Wales
% of FP17s for the same patient ID Re-attending within 3 months - Children	8	169	4.7%	7.4%	11.2%
% of FP17s for the same patient ID Re-attending within 3 months - Adults	109	865	12.6%	13.9%	16.4%
% of FP17s for the same patient ID Re-attending between 3 & 9 months - Children	108	169	63.9%	54.4%	58.1%
% of FP17s for the same patient ID Re-attending between 3 & 9 months - Adults	515	865	59.5%	53.8%	54.8%
% of FP17s for Band 1 Urgent Courses	69	831	8.3%	9.2%	9.2%
% of FP17s Relating to Free Repair or Replacements	6	831	0.7%	0.7%	0.8%
% of FP17s Relating to Continuations	1	831	0.1%	0.7%	0.9%
% of Patients satisfied with the dentistry they have received	18	21	85.7%	92.4%	92.1%
% of Patients satisfied with the time they had to wait for an appointment	15	21	71.4%	91.1%	87.5%

* This is based on patients treated on this contract for their most recent course of treatment. Figures in italics indicate the base number of FP17s or Patient Questionnaire responses are less than 100. N/A is shown where the base number of responses is less than 10 during the period. % is calculated as Quantity/Base number*100

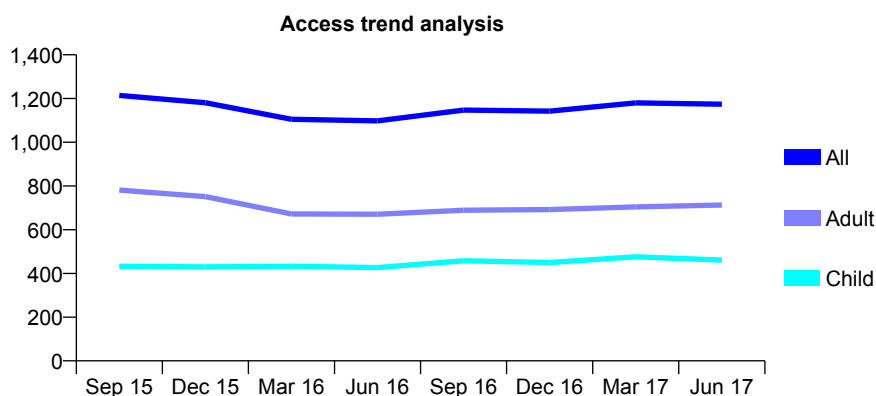
7A5 - Vital Signs At a Glance Contract Report for 119121/0001 - June 2017

Name or company name	Jamie Pugh Dental Healthcare Ltd
Contract type name	GDS Contract
Purpose of contract	General
Contract start date	20/04/2009
Contract end date	

17/18 Contracted general activity (UDA)	3,573
Carry forward general activity (UDA)	0
17/18 Contracted orthodontic activity (UOA)	0
Carry forward orthodontic activity (UOA)	0
Baseline contract value	£116,890.98

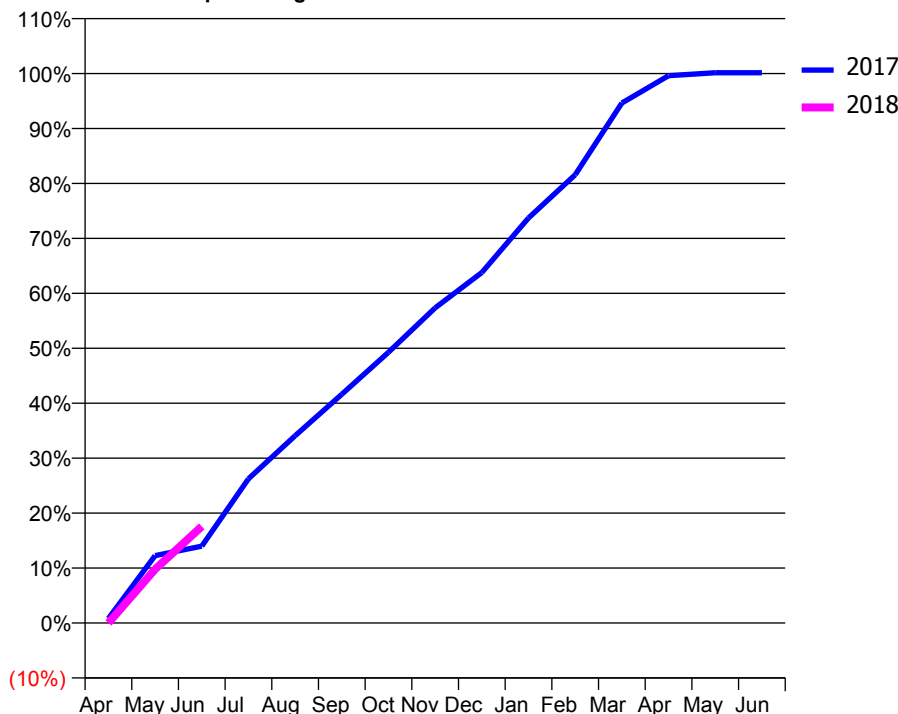
ACCESS*

Patients seen in 24 months	Total	Change since previous quarter
Quarter ending June 2016	1,098	
Quarter ending September 2016	1,147	↑
Quarter ending December 2016	1,142	→
Quarter ending March 2017	1,180	↑
Quarter ending June 2017	1,174	→
Variance since June 2016	6.9%	↑



ACTIVITY

Cumulative percentage of contracted UDA delivered 2017 & 2018



Adjusted Scheduled Activity (UDA)

Month	2017	2018
April	30	0
May	438	350
June	500	629
July	937	
August	1,218	
September	1,487	
October	1,760	
November	2,050	
December	2,279	
January	2,634	
February	2,915	
March	3,381	
April	3,559	
May	3,578	
June	3,578	

QUALITY

	Quantity	Base Number	Contract	LHB	Wales
% of FP17s for the same patient ID Re-attending within 3 months - Children	6	145	4.1%	7.4%	11.2%
% of FP17s for the same patient ID Re-attending within 3 months - Adults	31	237	13.1%	13.9%	16.4%
% of FP17s for the same patient ID Re-attending between 3 & 9 months - Children	98	145	67.6%	54.4%	58.1%
% of FP17s for the same patient ID Re-attending between 3 & 9 months - Adults	128	237	54.0%	53.8%	54.8%
% of FP17s for Band 1 Urgent Courses	23	306	7.5%	9.2%	9.2%
% of FP17s Relating to Free Repair or Replacements	2	306	0.7%	0.7%	0.8%
% of FP17s Relating to Continuations	2	306	0.7%	0.7%	0.9%
% of Patients satisfied with the dentistry they have received	4	4	N/A	92.4%	92.1%
% of Patients satisfied with the time they had to wait for an appointment	3	4	N/A	91.1%	87.5%

* This is based on patients treated on this contract for their most recent course of treatment. Figures in italics indicate the base number of FP17s or Patient Questionnaire responses are less than 100. N/A is shown where the base number of responses is less than 10 during the period. % is calculated as Quantity/Base number*100

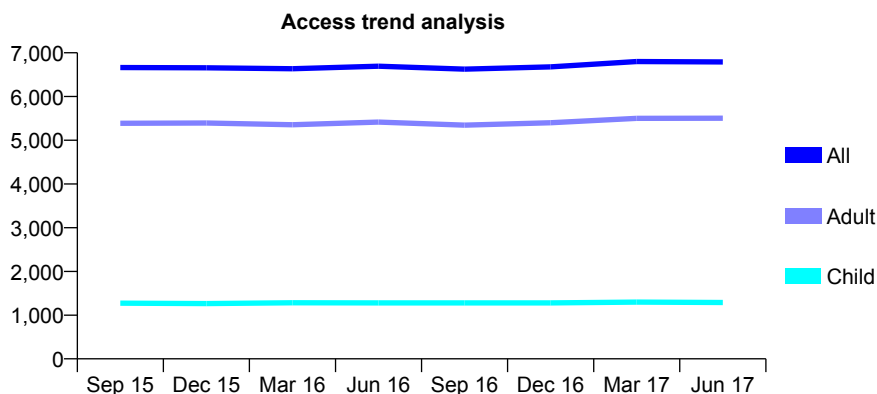
7A5 - Vital Signs At a Glance Contract Report for 121878/0001 - June 2017

Name or company name	Courtland Dental Centre Ltd
Contract type name	GDS Contract
Purpose of contract	General
Contract start date	01/04/2012
Contract end date	

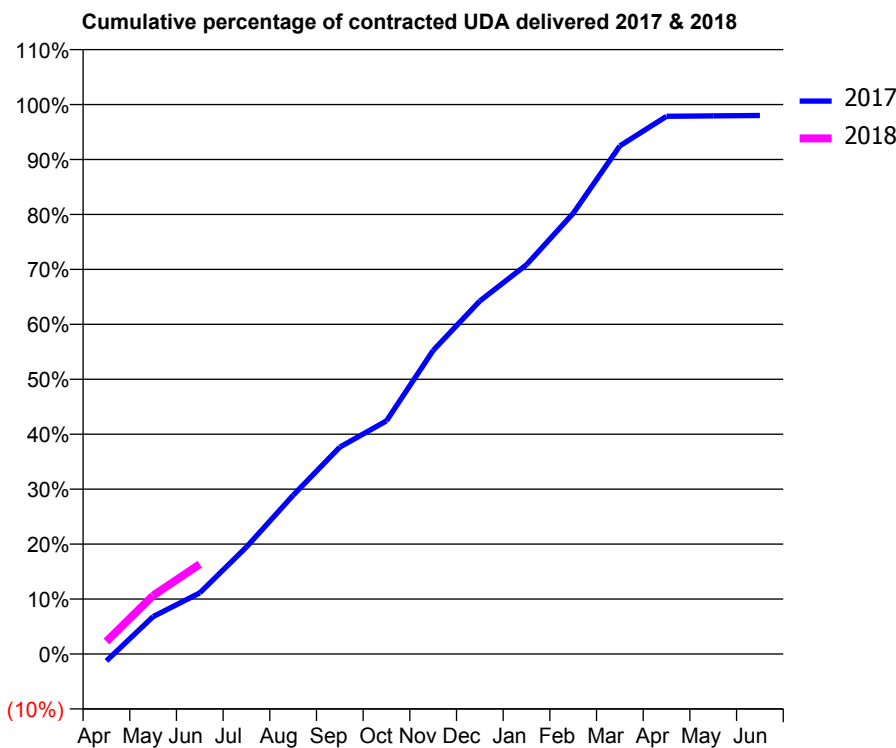
17/18 Contracted general activity (UDA)	22,192
Carry forward general activity (UDA)	0
17/18 Contracted orthodontic activity (UOA)	0
Carry forward orthodontic activity (UOA)	0
Baseline contract value	£657,100.82

ACCESS*

Patients seen in 24 months	Total	Change since previous quarter
Quarter ending June 2016	6,693	
Quarter ending September 2016	6,626	↓
Quarter ending December 2016	6,679	→
Quarter ending March 2017	6,799	→
Quarter ending June 2017	6,792	→
Variance since June 2016	1.5%	→



ACTIVITY



Month	Adjusted Scheduled Activity (UDA)	
	2017	2018
April	-282	511
May	1,510	2,359
June	2,467	3,625
July	4,321	
August	6,410	
September	8,357	
October	9,414	
November	12,262	
December	14,260	
January	15,724	
February	17,794	
March	20,520	
April	21,718	
May	21,734	
June	21,750	

QUALITY

	Quantity	Base Number	Contract	LHB	Wales
% of FP17s for the same patient ID Re-attending within 3 months - Children	32	371	8.6%	7.4%	11.2%
% of FP17s for the same patient ID Re-attending within 3 months - Adults	298	1,776	16.8%	13.9%	16.4%
% of FP17s for the same patient ID Re-attending between 3 & 9 months - Children	193	371	52.0%	54.4%	58.1%
% of FP17s for the same patient ID Re-attending between 3 & 9 months - Adults	923	1,776	52.0%	53.8%	54.8%
% of FP17s for Band 1 Urgent Courses	204	1,717	11.9%	9.2%	9.2%
% of FP17s Relating to Free Repair or Replacements	12	1,717	0.7%	0.7%	0.8%
% of FP17s Relating to Continuations	16	1,717	0.9%	0.7%	0.9%
% of Patients satisfied with the dentistry they have received	37	38	97.4%	92.4%	92.1%
% of Patients satisfied with the time they had to wait for an appointment	33	38	86.8%	91.1%	87.5%

* This is based on patients treated on this contract for their most recent course of treatment. Figures in italics indicate the base number of FP17s or Patient Questionnaire responses are less than 100. N/A is shown where the base number of responses is less than 10 during the period. % is calculated as Quantity/Base number*100

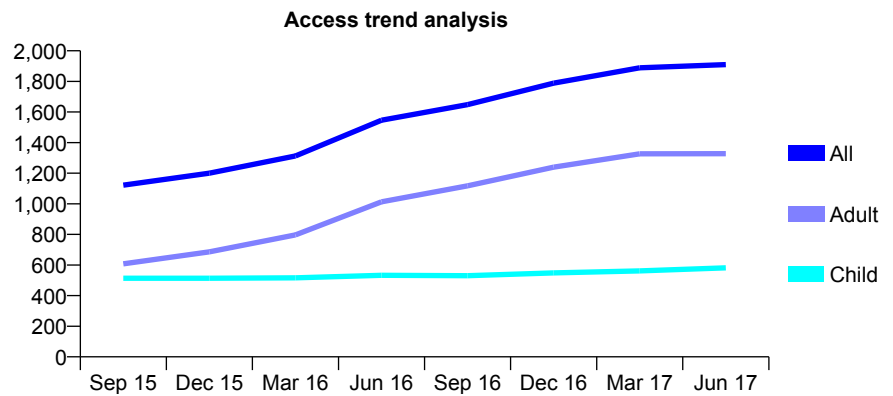
7A5 - Vital Signs At a Glance Contract Report for 132349/0001 - June 2017

Name or company name	Cenniniago Ltd
Contract type name	GDS Contract
Purpose of contract	General
Contract start date	01/08/2013
Contract end date	

17/18 Contracted general activity (UDA)	5,273
Carry forward general activity (UDA)	0
17/18 Contracted orthodontic activity (UOA)	0
Carry forward orthodontic activity (UOA)	0
Baseline contract value	£133,070.99

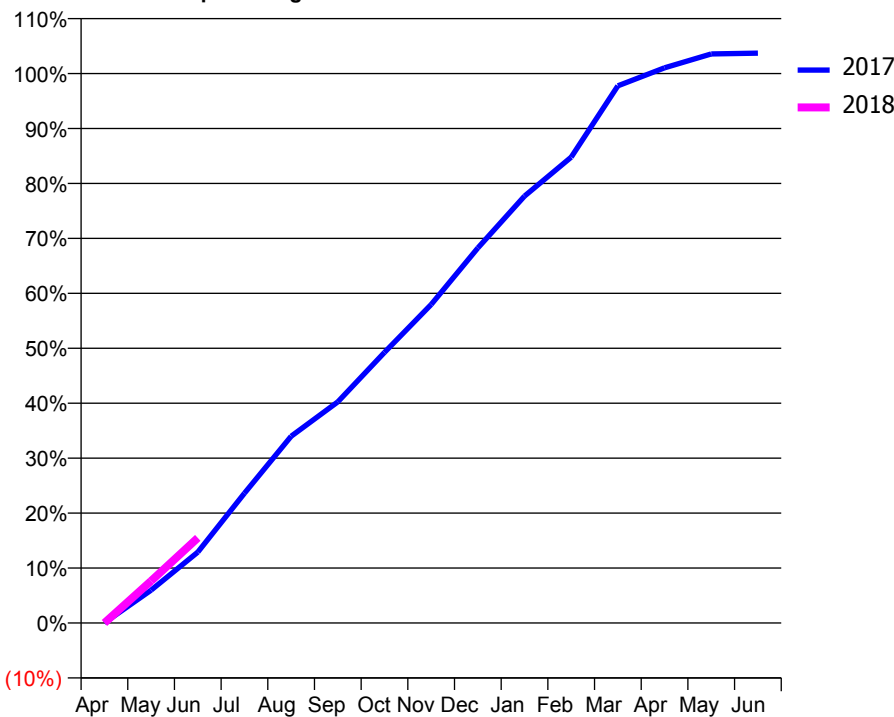
ACCESS*

Patients seen in 24 months	Total	Change since previous quarter
Quarter ending June 2016	1,546	
Quarter ending September 2016	1,648	↑
Quarter ending December 2016	1,789	↑
Quarter ending March 2017	1,889	↑
Quarter ending June 2017	1,910	→
Variance since June 2016	23.5%	↑



ACTIVITY

Cumulative percentage of contracted UDA delivered 2017 & 2018



Month	Adjusted Scheduled Activity (UDA)	
	2017	2018
April	2	0
May	332	403
June	716	817
July	1,311	
August	1,886	
September	2,234	
October	2,733	
November	3,217	
December	3,788	
January	4,312	
February	4,705	
March	5,426	
April	5,607	
May	5,747	
June	5,756	

QUALITY

	Quantity	Base Number	Contract	LHB	Wales
% of FP17s for the same patient ID Re-attending within 3 months - Children	8	132	6.1%	7.4%	11.2%
% of FP17s for the same patient ID Re-attending within 3 months - Adults	45	301	15.0%	13.9%	16.4%
% of FP17s for the same patient ID Re-attending between 3 & 9 months - Children	54	132	40.9%	54.4%	58.1%
% of FP17s for the same patient ID Re-attending between 3 & 9 months - Adults	112	301	37.2%	53.8%	54.8%
% of FP17s for Band 1 Urgent Courses	28	319	8.8%	9.2%	9.2%
% of FP17s Relating to Free Repair or Replacements	5	319	1.6%	0.7%	0.8%
% of FP17s Relating to Continuations	1	319	0.3%	0.7%	0.9%
% of Patients satisfied with the dentistry they have received	19	21	90.5%	92.4%	92.1%
% of Patients satisfied with the time they had to wait for an appointment	20	21	95.2%	91.1%	87.5%

* This is based on patients treated on this contract for their most recent course of treatment. Figures in italics indicate the base number of FP17s or Patient Questionnaire responses are less than 100. N/A is shown where the base number of responses is less than 10 during the period. % is calculated as Quantity/Base number*100

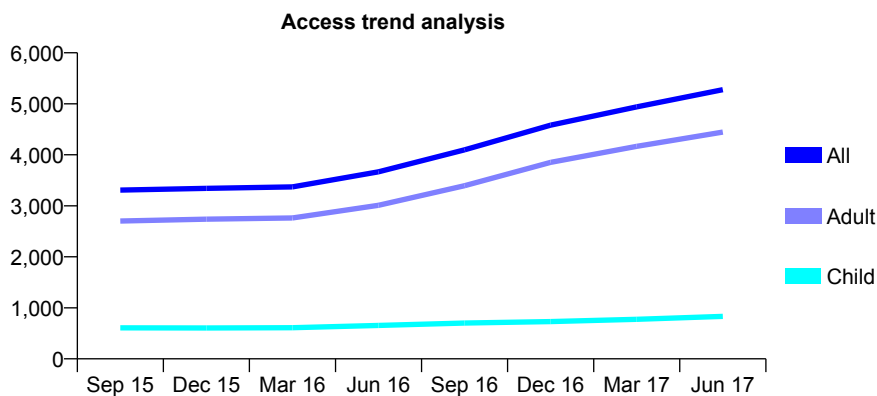
7A5 - Vital Signs At a Glance Contract Report for 134112/0001 - June 2017

Name or company name	R D Davies Ltd
Contract type name	GDS Contract
Purpose of contract	General
Contract start date	01/04/2009
Contract end date	

17/18 Contracted general activity (UDA)	21,179
Carry forward general activity (UDA)	0
17/18 Contracted orthodontic activity (UOA)	0
Carry forward orthodontic activity (UOA)	0
Baseline contract value	£536,124.94

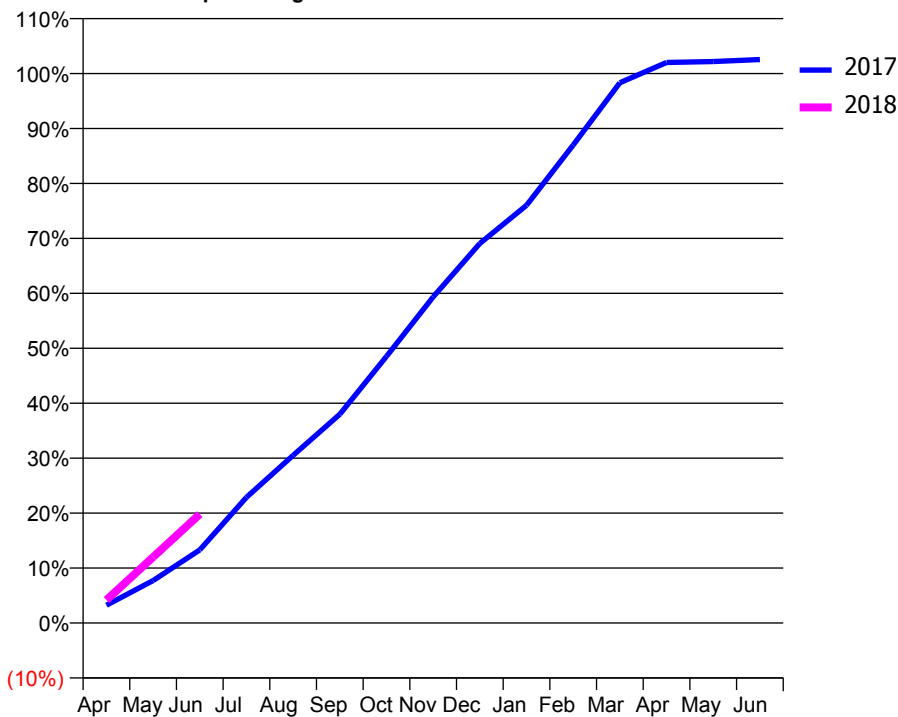
ACCESS*

Patients seen in 24 months	Total	Change since previous quarter
Quarter ending June 2016	3,667	
Quarter ending September 2016	4,097	↑
Quarter ending December 2016	4,583	↑
Quarter ending March 2017	4,939	↑
Quarter ending June 2017	5,278	↑
Variance since June 2016	43.9%	↑



ACTIVITY

Cumulative percentage of contracted UDA delivered 2017 & 2018



Adjusted Scheduled Activity (UDA)

Month	2017	2018
April	687	887
May	1,635	2,540
June	2,820	4,197
July	4,846	
August	6,462	
September	8,045	
October	10,275	
November	12,567	
December	14,631	
January	16,102	
February	18,425	
March	20,823	
April	21,602	
May	21,639	
June	21,719	

QUALITY

	Quantity	Base Number	Contract	LHB	Wales
% of FP17s for the same patient ID Re-attending within 3 months - Children	31	337	9.2%	7.4%	11.2%
% of FP17s for the same patient ID Re-attending within 3 months - Adults	242	1,584	15.3%	13.9%	16.4%
% of FP17s for the same patient ID Re-attending between 3 & 9 months - Children	159	337	47.2%	54.4%	58.1%
% of FP17s for the same patient ID Re-attending between 3 & 9 months - Adults	790	1,584	49.9%	53.8%	54.8%
% of FP17s for Band 1 Urgent Courses	140	1,568	8.9%	9.2%	9.2%
% of FP17s Relating to Free Repair or Replacements	16	1,568	1.0%	0.7%	0.8%
% of FP17s Relating to Continuations	3	1,568	0.2%	0.7%	0.9%
% of Patients satisfied with the dentistry they have received	44	45	97.8%	92.4%	92.1%
% of Patients satisfied with the time they had to wait for an appointment	44	45	97.8%	91.1%	87.5%

* This is based on patients treated on this contract for their most recent course of treatment. Figures in italics indicate the base number of FP17s or Patient Questionnaire responses are less than 100. N/A is shown where the base number of responses is less than 10 during the period. % is calculated as Quantity/Base number*100

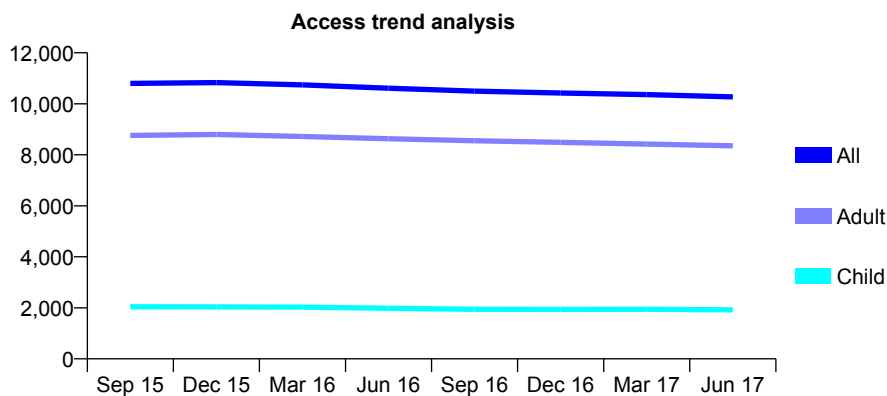
7A5 - Vital Signs At a Glance Contract Report for 142638/0003 - June 2017

Name or company name	The Goodwin Partnership Limited
Contract type name	GDS Contract
Purpose of contract	General
Contract start date	01/04/2009
Contract end date	

17/18 Contracted general activity (UDA)	31,894
Carry forward general activity (UDA)	0
17/18 Contracted orthodontic activity (UOA)	0
Carry forward orthodontic activity (UOA)	0
Baseline contract value	£773,346.50

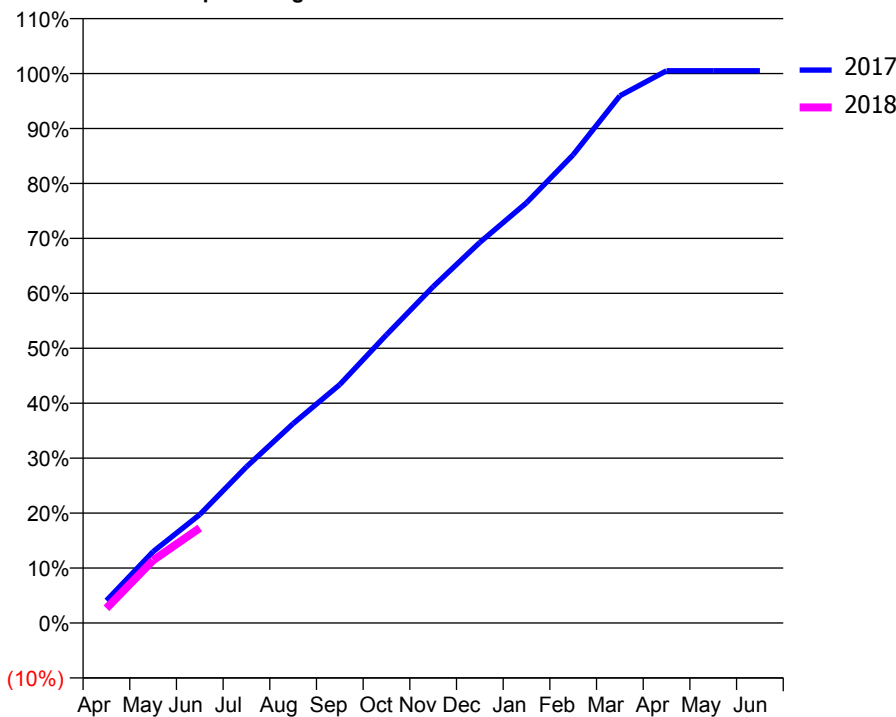
ACCESS*

Patients seen in 24 months	Total	Change since previous quarter
Quarter ending June 2016	10,614	
Quarter ending September 2016	10,497	↓
Quarter ending December 2016	10,422	→
Quarter ending March 2017	10,360	→
Quarter ending June 2017	10,272	→
Variance since June 2016	(3.2%)	↓



ACTIVITY

Cumulative percentage of contracted UDA delivered 2017 & 2018



Month	Adjusted Scheduled Activity (UDA)	
	2017	2018
April	1,301	854
May	4,146	3,640
June	6,299	5,516
July	9,066	
August	11,572	
September	13,845	
October	16,732	
November	19,526	
December	22,092	
January	24,389	
February	27,176	
March	30,601	
April	32,051	
May	32,056	
June	32,052	

QUALITY

	Quantity	Base Number	Contract	LHB	Wales
% of FP17s for the same patient ID Re-attending within 3 months - Children	43	610	7.0%	7.4%	11.2%
% of FP17s for the same patient ID Re-attending within 3 months - Adults	372	2,870	13.0%	13.9%	16.4%
% of FP17s for the same patient ID Re-attending between 3 & 9 months - Children	285	610	46.7%	54.4%	58.1%
% of FP17s for the same patient ID Re-attending between 3 & 9 months - Adults	1,621	2,870	56.5%	53.8%	54.8%
% of FP17s for Band 1 Urgent Courses	210	2,807	7.5%	9.2%	9.2%
% of FP17s Relating to Free Repair or Replacements	21	2,807	0.7%	0.7%	0.8%
% of FP17s Relating to Continuations	24	2,807	0.9%	0.7%	0.9%
% of Patients satisfied with the dentistry they have received	79	88	89.8%	92.4%	92.1%
% of Patients satisfied with the time they had to wait for an appointment	81	88	92.0%	91.1%	87.5%

* This is based on patients treated on this contract for their most recent course of treatment. Figures in italics indicate the base number of FP17s or Patient Questionnaire responses are less than 100. N/A is shown where the base number of responses is less than 10 during the period. % is calculated as Quantity/Base number*100

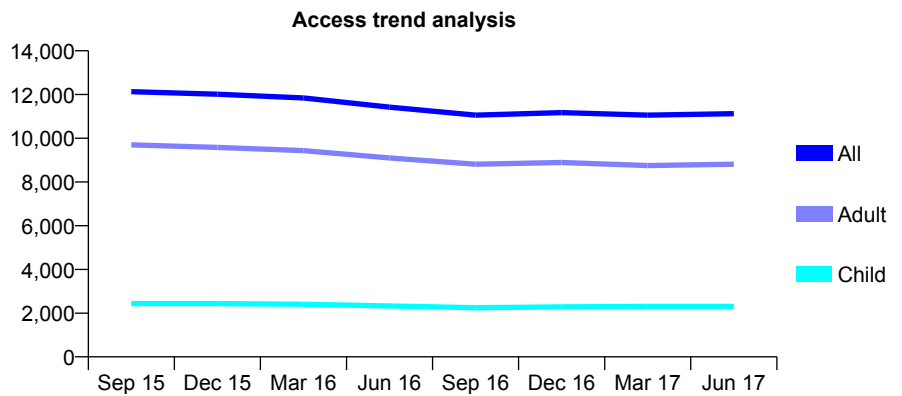
7A5 - Vital Signs At a Glance Contract Report for 158194/0018 - June 2017

Name or company name	Denticare Ltd
Contract type name	GDS Contract
Purpose of contract	General
Contract start date	01/12/2007
Contract end date	

17/18 Contracted general activity (UDA)	41,900
Carry forward general activity (UDA)	0
17/18 Contracted orthodontic activity (UOA)	0
Carry forward orthodontic activity (UOA)	0
Baseline contract value	£1,015,150.01

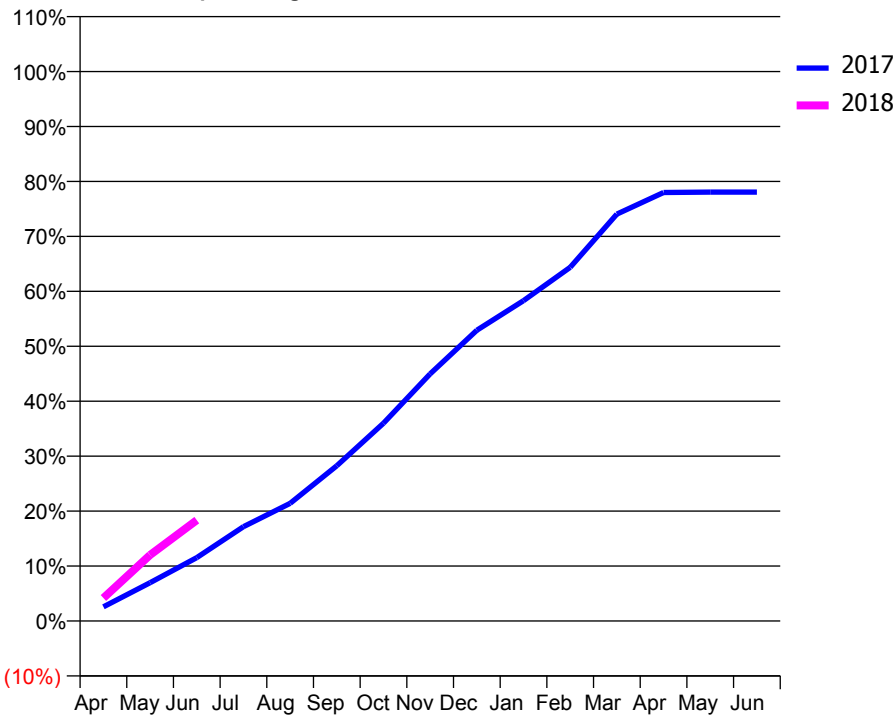
ACCESS*

Patients seen in 24 months	Total	Change since previous quarter
Quarter ending June 2016	11,423	
Quarter ending September 2016	11,056	↓
Quarter ending December 2016	11,174	→
Quarter ending March 2017	11,058	↓
Quarter ending June 2017	11,123	→
Variance since June 2016	(2.6%)	↓



ACTIVITY

Cumulative percentage of contracted UDA delivered 2017 & 2018



Month	Adjusted Scheduled Activity (UDA)	
	2017	2018
April	1,082	1,753
May	2,928	5,037
June	4,835	7,694
July	7,193	
August	8,973	
September	11,843	
October	15,080	
November	18,846	
December	22,171	
January	24,429	
February	26,973	
March	31,031	
April	32,677	
May	32,703	
June	32,707	

QUALITY

	Quantity	Base Number	Contract	LHB	Wales
% of FP17s for the same patient ID Re-attending within 3 months - Children	58	821	7.1%	7.4%	11.2%
% of FP17s for the same patient ID Re-attending within 3 months - Adults	363	3,150	11.5%	13.9%	16.4%
% of FP17s for the same patient ID Re-attending between 3 & 9 months - Children	513	821	62.5%	54.4%	58.1%
% of FP17s for the same patient ID Re-attending between 3 & 9 months - Adults	1,899	3,150	60.3%	53.8%	54.8%
% of FP17s for Band 1 Urgent Courses	191	3,267	5.8%	9.2%	9.2%
% of FP17s Relating to Free Repair or Replacements	28	3,267	0.9%	0.7%	0.8%
% of FP17s Relating to Continuations	47	3,267	1.4%	0.7%	0.9%
% of Patients satisfied with the dentistry they have received	73	89	82.0%	92.4%	92.1%
% of Patients satisfied with the time they had to wait for an appointment	76	89	85.4%	91.1%	87.5%

* This is based on patients treated on this contract for their most recent course of treatment. Figures in italics indicate the base number of FP17s or Patient Questionnaire responses are less than 100. N/A is shown where the base number of responses is less than 10 during the period. % is calculated as Quantity/Base number*100

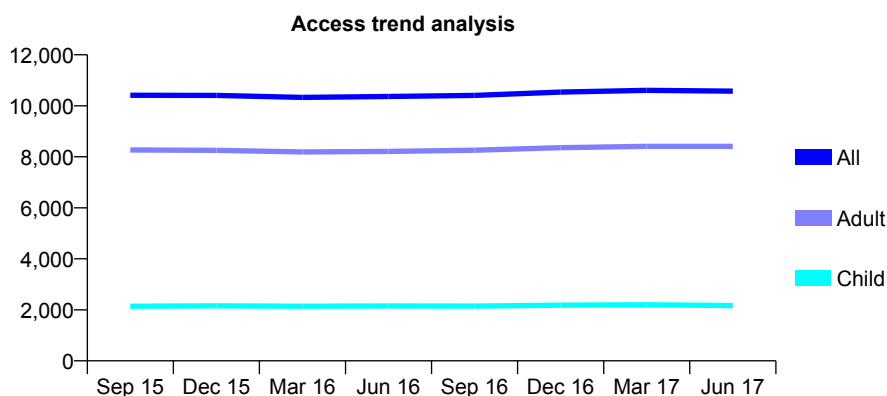
7A5 - Vital Signs At a Glance Contract Report for 178551/0001 - June 2017

Name or company name	Bryant Dental Practice Limited
Contract type name	GDS Contract
Purpose of contract	General
Contract start date	01/04/2008
Contract end date	

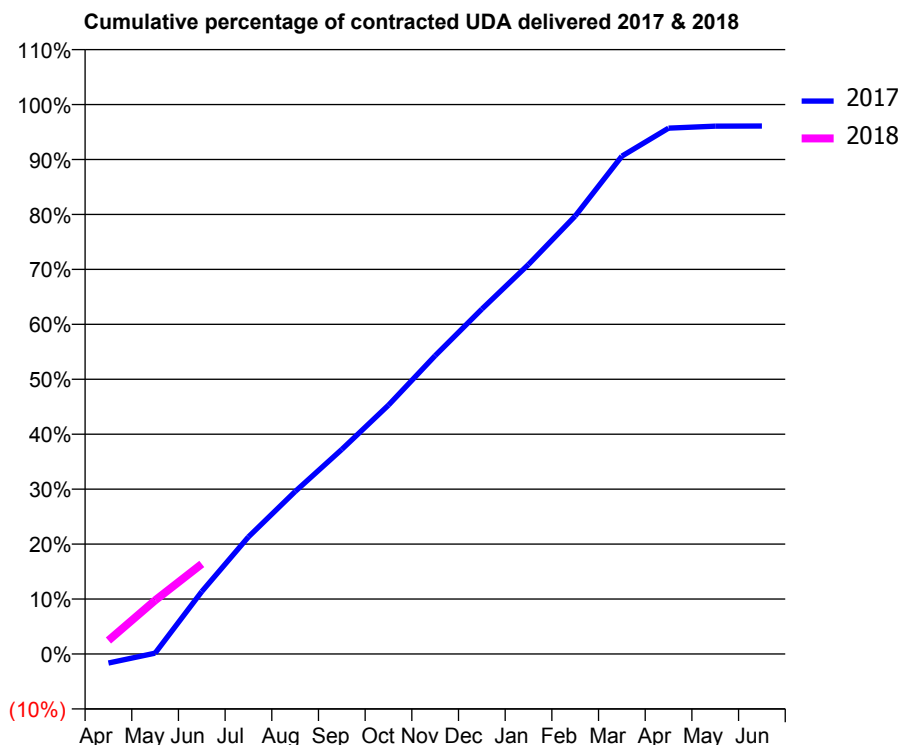
17/18 Contracted general activity (UDA)	39,637
Carry forward general activity (UDA)	0
17/18 Contracted orthodontic activity (UOA)	0
Carry forward orthodontic activity (UOA)	0
Baseline contract value	£913,925.09

ACCESS*

Patients seen in 24 months	Total	Change since previous quarter
Quarter ending June 2016	10,365	
Quarter ending September 2016	10,407	→
Quarter ending December 2016	10,540	→
Quarter ending March 2017	10,607	→
Quarter ending June 2017	10,576	→
Variance since June 2016	2.0%	↑



ACTIVITY



Month	Adjusted Scheduled Activity (UDA)	
	2017	2018
April	-660	973
May	61	3,874
June	4,508	6,494
July	8,450	
August	11,718	
September	14,760	
October	17,952	
November	21,523	
December	24,882	
January	28,096	
February	31,590	
March	35,915	
April	37,936	
May	38,077	
June	38,081	

QUALITY

	Quantity	Base Number	Contract	LHB	Wales
% of FP17s for the same patient ID Re-attending within 3 months - Children	71	632	11.2%	7.4%	11.2%
% of FP17s for the same patient ID Re-attending within 3 months - Adults	506	2,673	18.9%	13.9%	16.4%
% of FP17s for the same patient ID Re-attending between 3 & 9 months - Children	313	632	49.5%	54.4%	58.1%
% of FP17s for the same patient ID Re-attending between 3 & 9 months - Adults	1,307	2,673	48.9%	53.8%	54.8%
% of FP17s for Band 1 Urgent Courses	318	2,550	12.5%	9.2%	9.2%
% of FP17s Relating to Free Repair or Replacements	27	2,550	1.1%	0.7%	0.8%
% of FP17s Relating to Continuations	20	2,550	0.8%	0.7%	0.9%
% of Patients satisfied with the dentistry they have received	79	84	94.0%	92.4%	92.1%
% of Patients satisfied with the time they had to wait for an appointment	76	84	90.5%	91.1%	87.5%

* This is based on patients treated on this contract for their most recent course of treatment. Figures in italics indicate the base number of FP17s or Patient Questionnaire responses are less than 100. N/A is shown where the base number of responses is less than 10 during the period. % is calculated as Quantity/Base number*100

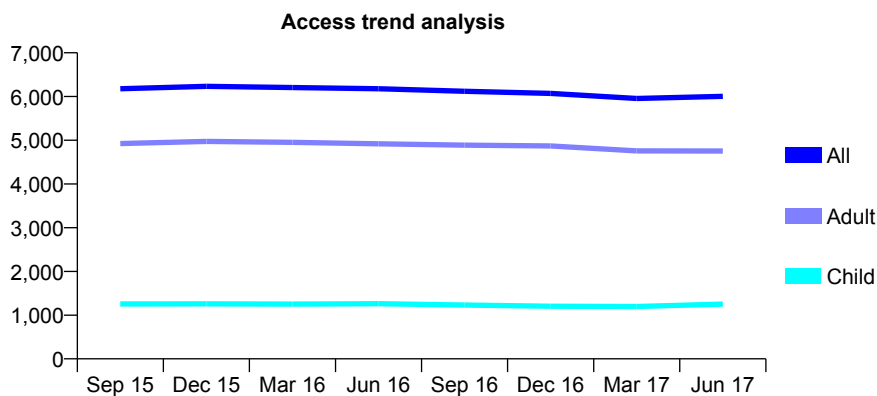
7A5 - Vital Signs At a Glance Contract Report for 178756/0001 - June 2017

Name or company name	N Khan Awal and Associates Ltd
Contract type name	GDS Contract
Purpose of contract	General
Contract start date	01/01/2010
Contract end date	

17/18 Contracted general activity (UDA)	20,969
Carry forward general activity (UDA)	0
17/18 Contracted orthodontic activity (UOA)	0
Carry forward orthodontic activity (UOA)	0
Baseline contract value	£452,526.48

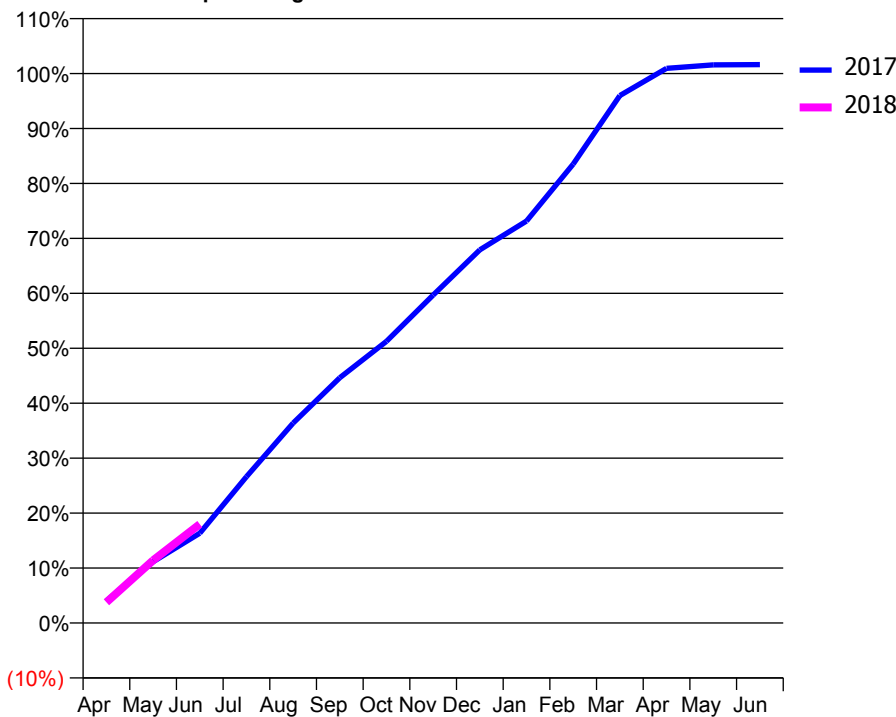
ACCESS*

Patients seen in 24 months	Total	Change since previous quarter
Quarter ending June 2016	6,178	
Quarter ending September 2016	6,120	→
Quarter ending December 2016	6,072	→
Quarter ending March 2017	5,954	↓
Quarter ending June 2017	6,004	→
Variance since June 2016	(2.8%)	↓



ACTIVITY

Cumulative percentage of contracted UDA delivered 2017 & 2018



Month	Adjusted Scheduled Activity (UDA)	
	2017	2018
April	848	790
May	2,341	2,395
June	3,426	3,775
July	5,586	
August	7,631	
September	9,361	
October	10,752	
November	12,514	
December	14,242	
January	15,341	
February	17,512	
March	20,127	
April	21,166	
May	21,298	
June	21,310	

QUALITY

	Quantity	Base Number	Contract	LHB	Wales
% of FP17s for the same patient ID Re-attending within 3 months - Children	25	437	5.7%	7.4%	11.2%
% of FP17s for the same patient ID Re-attending within 3 months - Adults	234	1,726	13.6%	13.9%	16.4%
% of FP17s for the same patient ID Re-attending between 3 & 9 months - Children	241	437	55.1%	54.4%	58.1%
% of FP17s for the same patient ID Re-attending between 3 & 9 months - Adults	1,040	1,726	60.3%	53.8%	54.8%
% of FP17s for Band 1 Urgent Courses	144	1,683	8.6%	9.2%	9.2%
% of FP17s Relating to Free Repair or Replacements	21	1,683	1.2%	0.7%	0.8%
% of FP17s Relating to Continuations	9	1,683	0.5%	0.7%	0.9%
% of Patients satisfied with the dentistry they have received	48	53	90.6%	92.4%	92.1%
% of Patients satisfied with the time they had to wait for an appointment	50	53	94.3%	91.1%	87.5%

* This is based on patients treated on this contract for their most recent course of treatment. Figures in italics indicate the base number of FP17s or Patient Questionnaire responses are less than 100. N/A is shown where the base number of responses is less than 10 during the period. % is calculated as Quantity/Base number*100

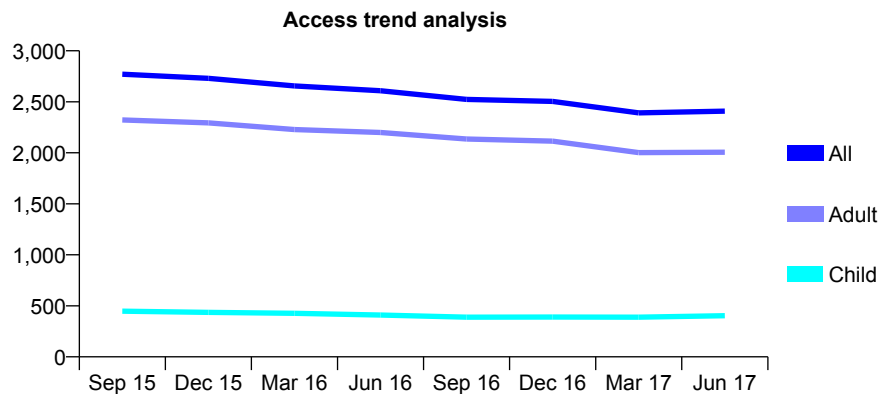
7A5 - Vital Signs At a Glance Contract Report for 180416/0001 - June 2017

Name or company name	Croft Practice Limited
Contract type name	GDS Contract
Purpose of contract	General
Contract start date	01/04/2009
Contract end date	

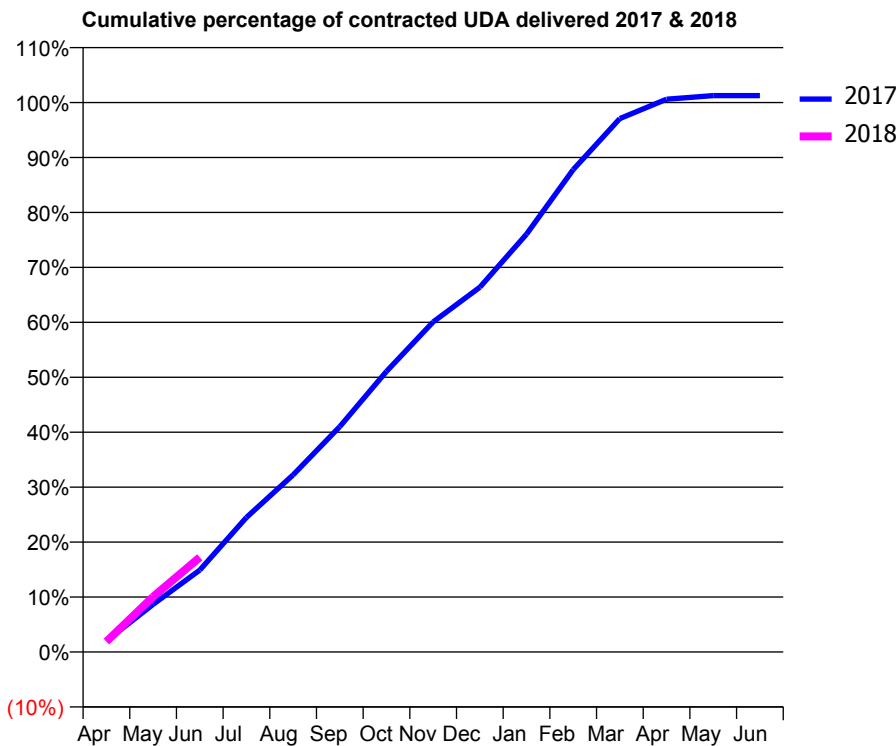
17/18 Contracted general activity (UDA)	8,558
Carry forward general activity (UDA)	0
17/18 Contracted orthodontic activity (UOA)	0
Carry forward orthodontic activity (UOA)	0
Baseline contract value	£206,425.66

ACCESS*

Patients seen in 24 months	Total	Change since previous quarter
Quarter ending June 2016	2,609	
Quarter ending September 2016	2,524	↓
Quarter ending December 2016	2,504	→
Quarter ending March 2017	2,391	↓
Quarter ending June 2017	2,409	→
Variance since June 2016	(7.7%)	↓



ACTIVITY



Month	Adjusted Scheduled Activity (UDA)	
	2017	2018
April	173	162
May	743	861
June	1,277	1,476
July	2,096	
August	2,759	
September	3,511	
October	4,370	
November	5,141	
December	5,682	
January	6,507	
February	7,512	
March	8,308	
April	8,608	
May	8,666	
June	8,666	

QUALITY

	Quantity	Base Number	Contract	LHB	Wales
% of FP17s for the same patient ID Re-attending within 3 months - Children	4	118	3.4%	7.4%	11.2%
% of FP17s for the same patient ID Re-attending within 3 months - Adults	81	605	13.4%	13.9%	16.4%
% of FP17s for the same patient ID Re-attending between 3 & 9 months - Children	61	118	51.7%	54.4%	58.1%
% of FP17s for the same patient ID Re-attending between 3 & 9 months - Adults	308	605	50.9%	53.8%	54.8%
% of FP17s for Band 1 Urgent Courses	25	603	4.1%	9.2%	9.2%
% of FP17s Relating to Free Repair or Replacements	1	603	0.2%	0.7%	0.8%
% of FP17s Relating to Continuations	6	603	1.0%	0.7%	0.9%
% of Patients satisfied with the dentistry they have received	30	32	93.8%	92.4%	92.1%
% of Patients satisfied with the time they had to wait for an appointment	30	32	93.8%	91.1%	87.5%

* This is based on patients treated on this contract for their most recent course of treatment. Figures in italics indicate the base number of FP17s or Patient Questionnaire responses are less than 100. N/A is shown where the base number of responses is less than 10 during the period. % is calculated as Quantity/Base number*100

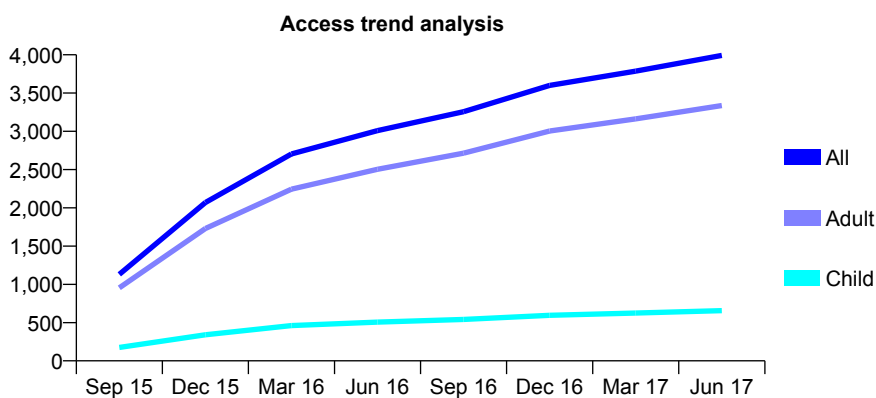
7A5 - Vital Signs At a Glance Contract Report for 181927/0001 - June 2017

Name or company name	Jamshad & Daraie
Contract type name	GDS Contract
Purpose of contract	General
Contract start date	01/07/2015
Contract end date	

17/18 Contracted general activity (UDA)	12,245
Carry forward general activity (UDA)	0
17/18 Contracted orthodontic activity (UOA)	0
Carry forward orthodontic activity (UOA)	0
Baseline contract value	£312,753.31

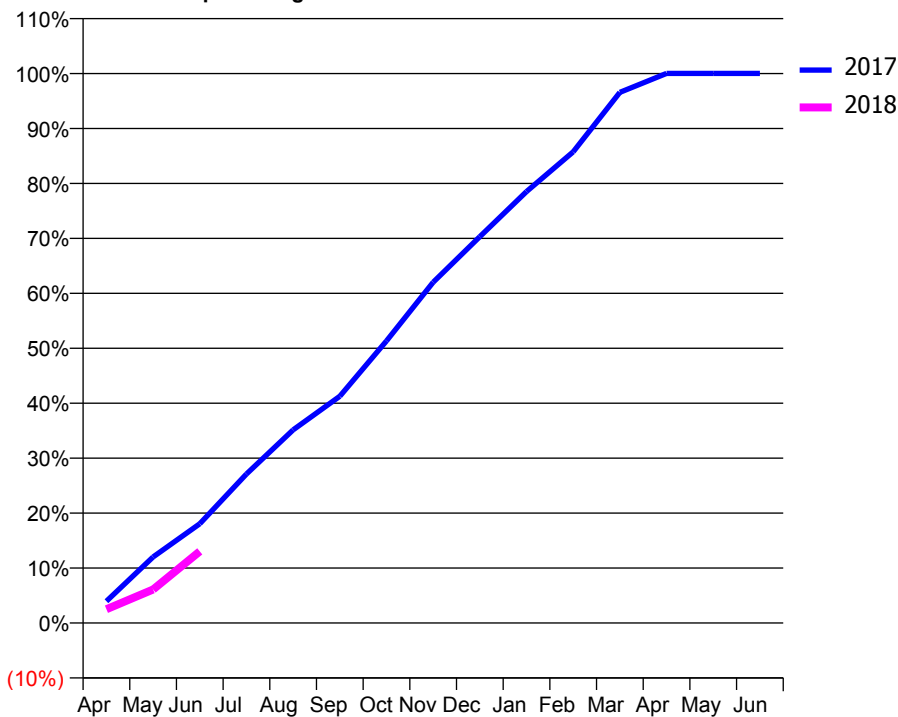
ACCESS*

Patients seen in 24 months	Total	Change since previous quarter
Quarter ending June 2016	3,009	
Quarter ending September 2016	3,256	↑
Quarter ending December 2016	3,600	↑
Quarter ending March 2017	3,787	↑
Quarter ending June 2017	3,992	↑
Variance since June 2016	32.7%	↑



ACTIVITY

Cumulative percentage of contracted UDA delivered 2017 & 2018



Month	Adjusted Scheduled Activity (UDA)	
	2017	2018
April	485	308
May	1,471	749
June	2,214	1,598
July	3,321	
August	4,303	
September	5,053	
October	6,286	
November	7,594	
December	8,610	
January	9,616	
February	10,500	
March	11,824	
April	12,248	
May	12,248	
June	12,248	

QUALITY

	Quantity	Base Number	Contract	LHB	Wales
% of FP17s for the same patient ID Re-attending within 3 months - Children	3	125	2.4%	7.4%	11.2%
% of FP17s for the same patient ID Re-attending within 3 months - Adults	37	643	5.8%	13.9%	16.4%
% of FP17s for the same patient ID Re-attending between 3 & 9 months - Children	49	125	39.2%	54.4%	58.1%
% of FP17s for the same patient ID Re-attending between 3 & 9 months - Adults	316	643	49.1%	53.8%	54.8%
% of FP17s for Band 1 Urgent Courses	16	627	2.6%	9.2%	9.2%
% of FP17s Relating to Free Repair or Replacements	0	627	0.0%	0.7%	0.8%
% of FP17s Relating to Continuations	3	627	0.5%	0.7%	0.9%
% of Patients satisfied with the dentistry they have received	32	38	84.2%	92.4%	92.1%
% of Patients satisfied with the time they had to wait for an appointment	33	38	86.8%	91.1%	87.5%

* This is based on patients treated on this contract for their most recent course of treatment. Figures in italics indicate the base number of FP17s or Patient Questionnaire responses are less than 100. N/A is shown where the base number of responses is less than 10 during the period. % is calculated as Quantity/Base number*100

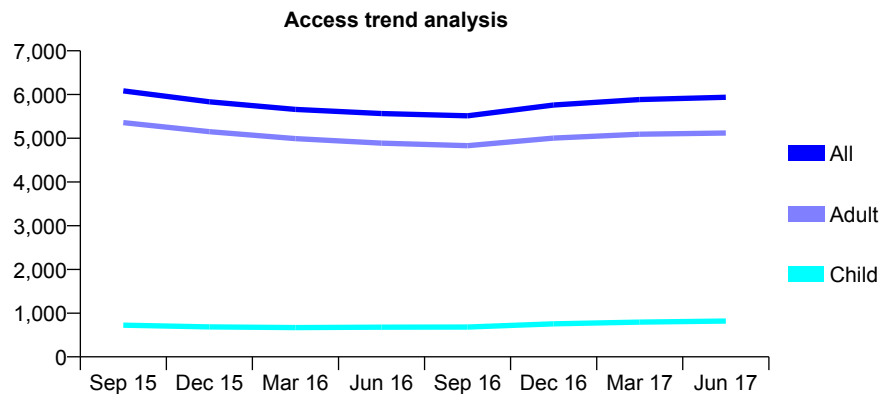
7A5 - Vital Signs At a Glance Contract Report for 197955/0001 - June 2017

Name or company name	United Dental Ltd
Contract type name	GDS Contract
Purpose of contract	General
Contract start date	01/01/2012
Contract end date	

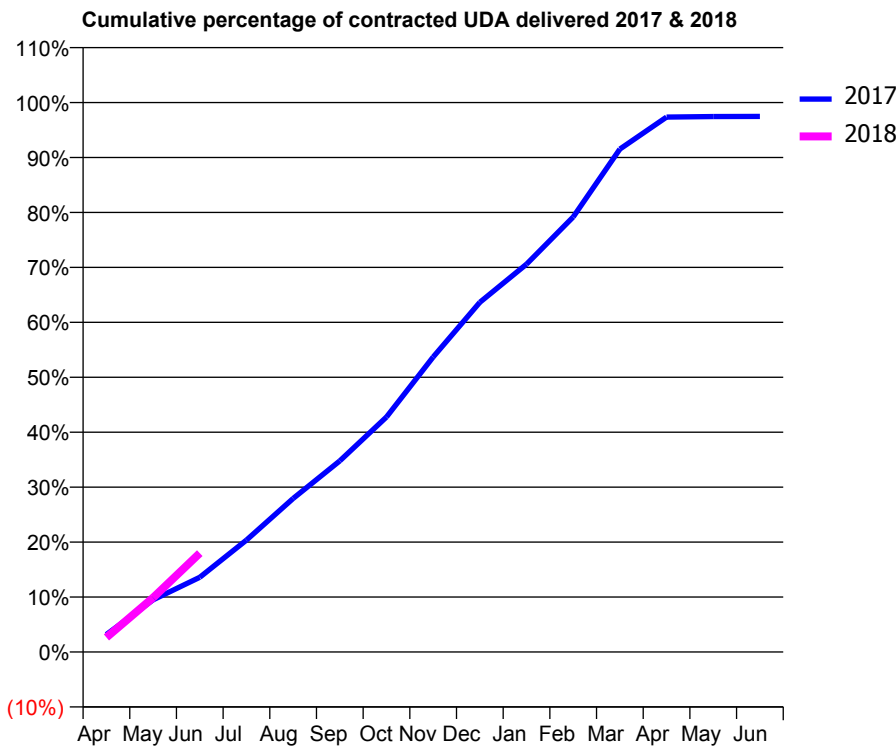
17/18 Contracted general activity (UDA)	21,500
Carry forward general activity (UDA)	0
17/18 Contracted orthodontic activity (UOA)	0
Carry forward orthodontic activity (UOA)	0
Baseline contract value	£515,536.71

ACCESS*

Patients seen in 24 months	Total	Change since previous quarter
Quarter ending June 2016	5,565	
Quarter ending September 2016	5,513	→
Quarter ending December 2016	5,759	↑
Quarter ending March 2017	5,886	↑
Quarter ending June 2017	5,937	→
Variance since June 2016	6.7%	↑



ACTIVITY



Month	Adjusted Scheduled Activity (UDA)	
	2017	2018
April	684	571
May	2,044	2,125
June	2,924	3,870
July	4,381	
August	6,008	
September	7,480	
October	9,195	
November	11,544	
December	13,681	
January	15,174	
February	17,020	
March	19,679	
April	20,931	
May	20,952	
June	20,954	

QUALITY

	Quantity	Base Number	Contract	LHB	Wales
% of FP17s for the same patient ID Re-attending within 3 months - Children	14	279	5.0%	7.4%	11.2%
% of FP17s for the same patient ID Re-attending within 3 months - Adults	289	1,779	16.2%	13.9%	16.4%
% of FP17s for the same patient ID Re-attending between 3 & 9 months - Children	154	279	55.2%	54.4%	58.1%
% of FP17s for the same patient ID Re-attending between 3 & 9 months - Adults	884	1,779	49.7%	53.8%	54.8%
% of FP17s for Band 1 Urgent Courses	158	1,615	9.8%	9.2%	9.2%
% of FP17s Relating to Free Repair or Replacements	30	1,615	1.9%	0.7%	0.8%
% of FP17s Relating to Continuations	33	1,615	2.0%	0.7%	0.9%
% of Patients satisfied with the dentistry they have received	41	43	95.3%	92.4%	92.1%
% of Patients satisfied with the time they had to wait for an appointment	41	43	95.3%	91.1%	87.5%

* This is based on patients treated on this contract for their most recent course of treatment. Figures in italics indicate the base number of FP17s or Patient Questionnaire responses are less than 100. N/A is shown where the base number of responses is less than 10 during the period. % is calculated as Quantity/Base number*100

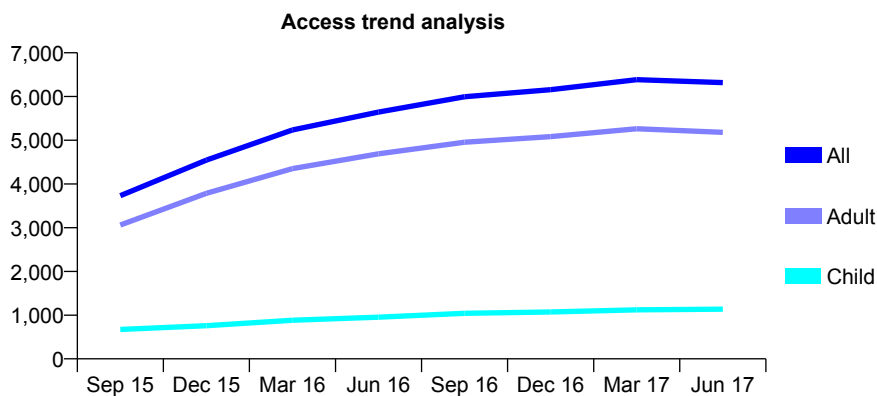
7A5 - Vital Signs At a Glance Contract Report for 197955/0002 - June 2017

Name or company name	United Dental Ltd
Contract type name	GDS Contract
Purpose of contract	General
Contract start date	01/04/2015
Contract end date	

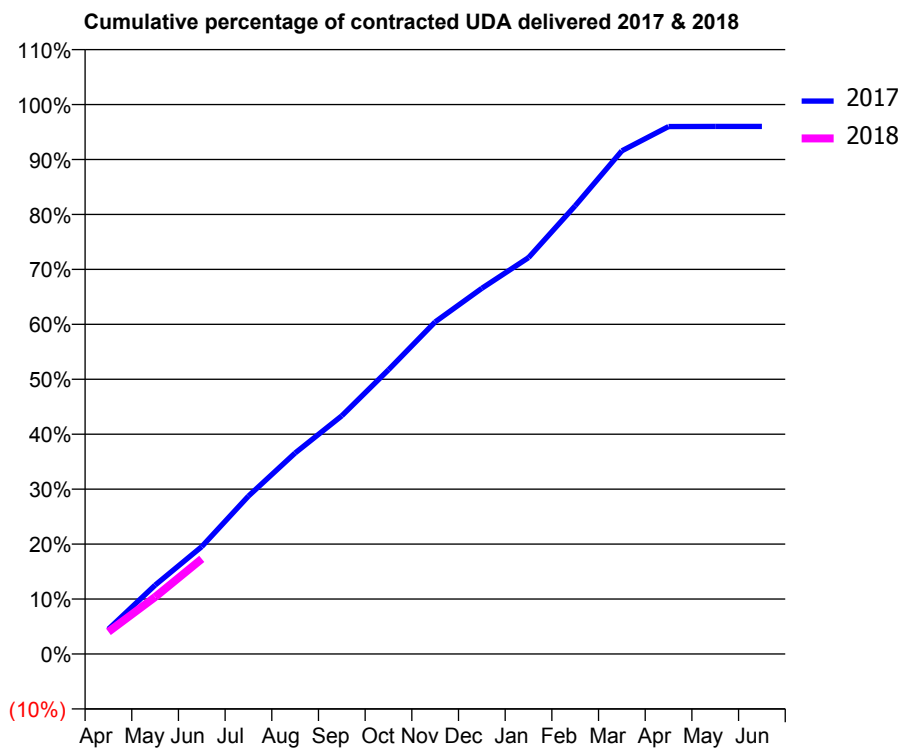
17/18 Contracted general activity (UDA)	21,500
Carry forward general activity (UDA)	0
17/18 Contracted orthodontic activity (UOA)	0
Carry forward orthodontic activity (UOA)	0
Baseline contract value	£515,536.70

ACCESS*

Patients seen in 24 months	Total	Change since previous quarter
Quarter ending June 2016	5,643	
Quarter ending September 2016	5,996	↑
Quarter ending December 2016	6,157	↑
Quarter ending March 2017	6,384	↑
Quarter ending June 2017	6,317	↓
Variance since June 2016	11.9%	↑



ACTIVITY



Month	Adjusted Scheduled Activity (UDA)	
	2017	2018
April	972	870
May	2,693	2,229
June	4,202	3,722
July	6,180	
August	7,867	
September	9,321	
October	11,122	
November	12,995	
December	14,310	
January	15,506	
February	17,537	
March	19,690	
April	20,640	
May	20,640	
June	20,640	

QUALITY

	Quantity	Base Number	Contract	LHB	Wales
% of FP17s for the same patient ID Re-attending within 3 months - Children	16	354	4.5%	7.4%	11.2%
% of FP17s for the same patient ID Re-attending within 3 months - Adults	191	1,691	11.3%	13.9%	16.4%
% of FP17s for the same patient ID Re-attending between 3 & 9 months - Children	231	354	65.3%	54.4%	58.1%
% of FP17s for the same patient ID Re-attending between 3 & 9 months - Adults	973	1,691	57.5%	53.8%	54.8%
% of FP17s for Band 1 Urgent Courses	121	1,689	7.2%	9.2%	9.2%
% of FP17s Relating to Free Repair or Replacements	19	1,689	1.1%	0.7%	0.8%
% of FP17s Relating to Continuations	14	1,689	0.8%	0.7%	0.9%
% of Patients satisfied with the dentistry they have received	54	59	91.5%	92.4%	92.1%
% of Patients satisfied with the time they had to wait for an appointment	58	59	98.3%	91.1%	87.5%

* This is based on patients treated on this contract for their most recent course of treatment. Figures in italics indicate the base number of FP17s or Patient Questionnaire responses are less than 100. N/A is shown where the base number of responses is less than 10 during the period. % is calculated as Quantity/Base number*100

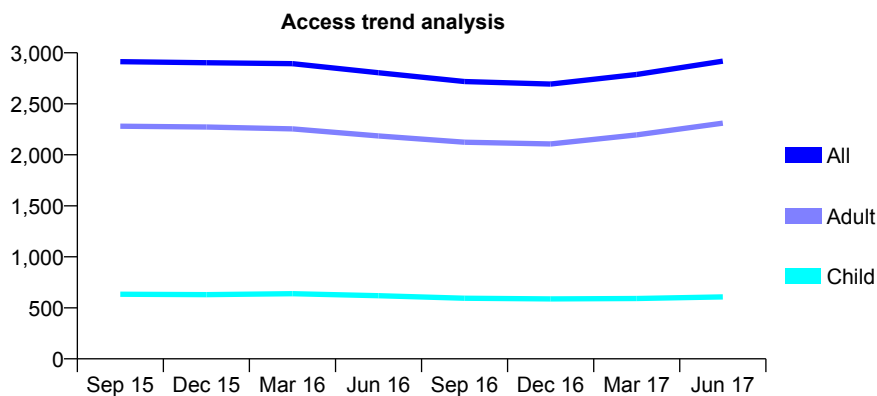
7A5 - Vital Signs At a Glance Contract Report for 199915/0001 - June 2017

Name or company name	IDH 441 to 444 Ltd
Contract type name	GDS Contract
Purpose of contract	General
Contract start date	04/04/2008
Contract end date	

17/18 Contracted general activity (UDA)	8,473
Carry forward general activity (UDA)	0
17/18 Contracted orthodontic activity (UOA)	0
Carry forward orthodontic activity (UOA)	0
Baseline contract value	£225,002.94

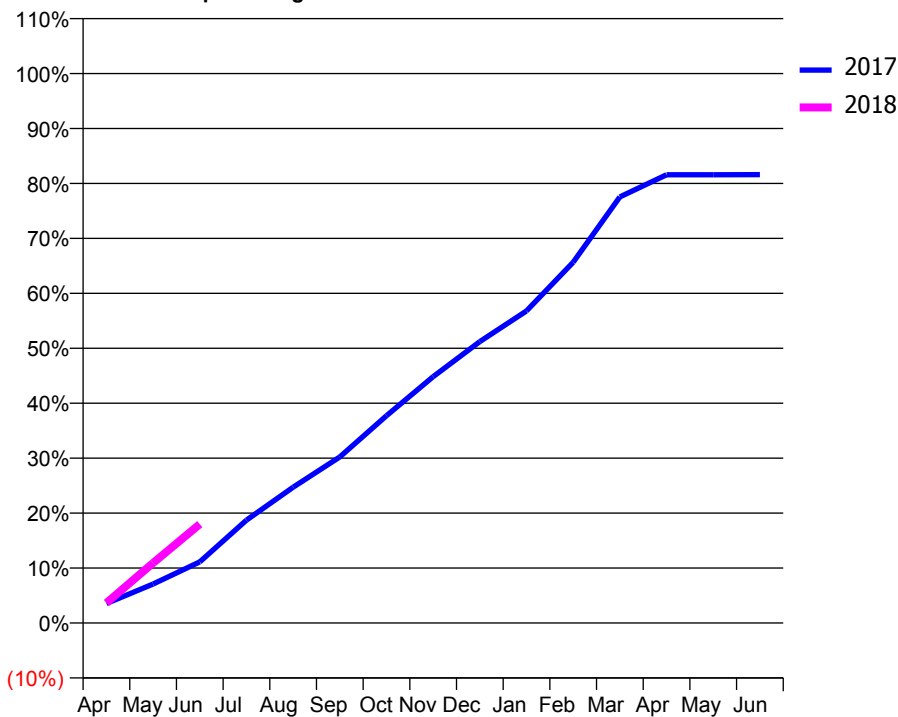
ACCESS*

Patients seen in 24 months	Total	Change since previous quarter
Quarter ending June 2016	2,804	
Quarter ending September 2016	2,718	↓
Quarter ending December 2016	2,694	→
Quarter ending March 2017	2,787	↑
Quarter ending June 2017	2,918	↑
Variance since June 2016	4.1%	↑



ACTIVITY

Cumulative percentage of contracted UDA delivered 2017 & 2018



Month	Adjusted Scheduled Activity (UDA)	
	2017	2018
April	302	310
May	600	926
June	944	1,525
July	1,587	
August	2,094	
September	2,560	
October	3,197	
November	3,799	
December	4,339	
January	4,813	
February	5,564	
March	6,571	
April	6,912	
May	6,911	
June	6,914	

QUALITY

	Quantity	Base Number	Contract	LHB	Wales
% of FP17s for the same patient ID Re-attending within 3 months - Children	10	165	6.1%	7.4%	11.2%
% of FP17s for the same patient ID Re-attending within 3 months - Adults	38	618	6.1%	13.9%	16.4%
% of FP17s for the same patient ID Re-attending between 3 & 9 months - Children	79	165	47.9%	54.4%	58.1%
% of FP17s for the same patient ID Re-attending between 3 & 9 months - Adults	309	618	50.0%	53.8%	54.8%
% of FP17s for Band 1 Urgent Courses	25	640	3.9%	9.2%	9.2%
% of FP17s Relating to Free Repair or Replacements	3	640	0.5%	0.7%	0.8%
% of FP17s Relating to Continuations	4	640	0.6%	0.7%	0.9%
% of Patients satisfied with the dentistry they have received	20	22	90.9%	92.4%	92.1%
% of Patients satisfied with the time they had to wait for an appointment	21	22	95.5%	91.1%	87.5%

* This is based on patients treated on this contract for their most recent course of treatment. Figures in italics indicate the base number of FP17s or Patient Questionnaire responses are less than 100. N/A is shown where the base number of responses is less than 10 during the period. % is calculated as Quantity/Base number*100

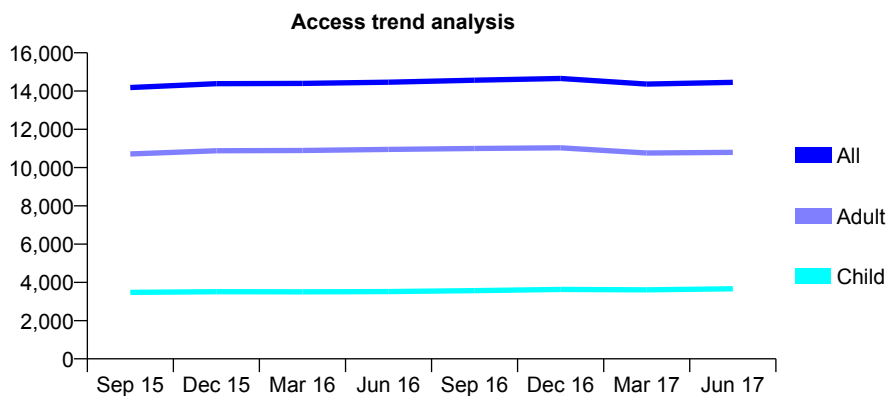
7A5 - Vital Signs At a Glance Contract Report for 199915/0002 - June 2017

Name or company name	IDH 441 to 444 Ltd
Contract type name	GDS Contract
Purpose of contract	General
Contract start date	04/04/2008
Contract end date	

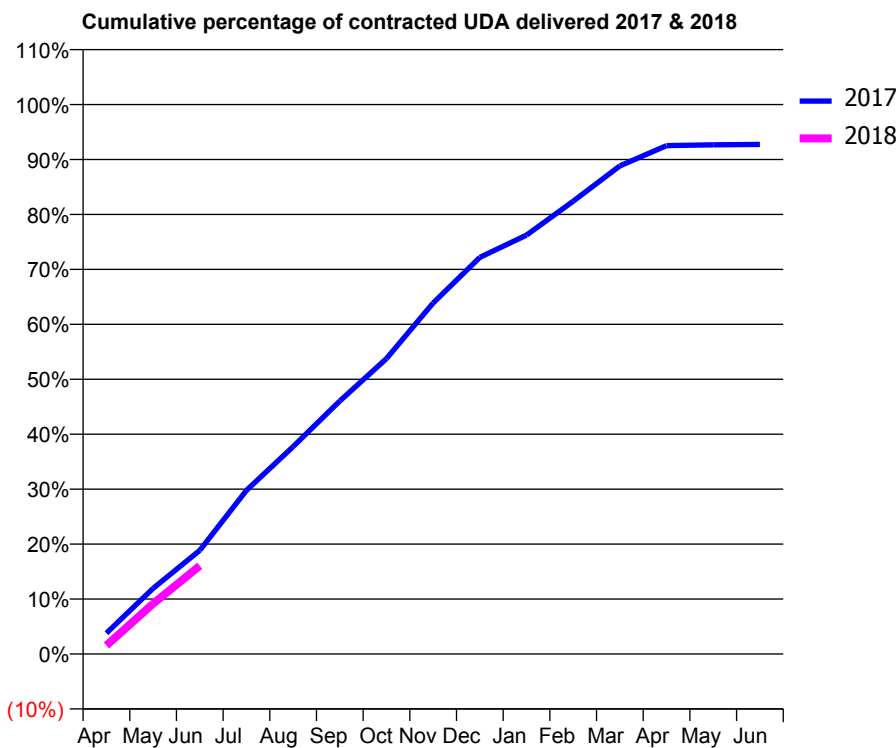
17/18 Contracted general activity (UDA)	34,517
Carry forward general activity (UDA)	0
17/18 Contracted orthodontic activity (UOA)	0
Carry forward orthodontic activity (UOA)	0
Baseline contract value	£812,136.68

ACCESS*

Patients seen in 24 months	Total	Change since previous quarter
Quarter ending June 2016	14,466	
Quarter ending September 2016	14,564	→
Quarter ending December 2016	14,661	→
Quarter ending March 2017	14,365	↓
Quarter ending June 2017	14,455	→
Variance since June 2016	(0.1%)	→



ACTIVITY



Month	Adjusted Scheduled Activity (UDA)	
	2017	2018
April	1,308	538
May	4,129	3,160
June	6,514	5,541
July	10,282	
August	13,031	
September	15,891	
October	18,561	
November	22,048	
December	24,918	
January	26,317	
February	28,442	
March	30,663	
April	31,933	
May	31,988	
June	32,010	

QUALITY

	Quantity	Base Number	Contract	LHB	Wales
% of FP17s for the same patient ID Re-attending within 3 months - Children	15	879	1.7%	7.4%	11.2%
% of FP17s for the same patient ID Re-attending within 3 months - Adults	150	2,353	6.4%	13.9%	16.4%
% of FP17s for the same patient ID Re-attending between 3 & 9 months - Children	306	879	34.8%	54.4%	58.1%
% of FP17s for the same patient ID Re-attending between 3 & 9 months - Adults	895	2,353	38.0%	53.8%	54.8%
% of FP17s for Band 1 Urgent Courses	122	2,720	4.5%	9.2%	9.2%
% of FP17s Relating to Free Repair or Replacements	17	2,720	0.6%	0.7%	0.8%
% of FP17s Relating to Continuations	11	2,720	0.4%	0.7%	0.9%
% of Patients satisfied with the dentistry they have received	74	80	92.5%	92.4%	92.1%
% of Patients satisfied with the time they had to wait for an appointment	69	80	86.3%	91.1%	87.5%

* This is based on patients treated on this contract for their most recent course of treatment. Figures in italics indicate the base number of FP17s or Patient Questionnaire responses are less than 100. N/A is shown where the base number of responses is less than 10 during the period. % is calculated as Quantity/Base number*100

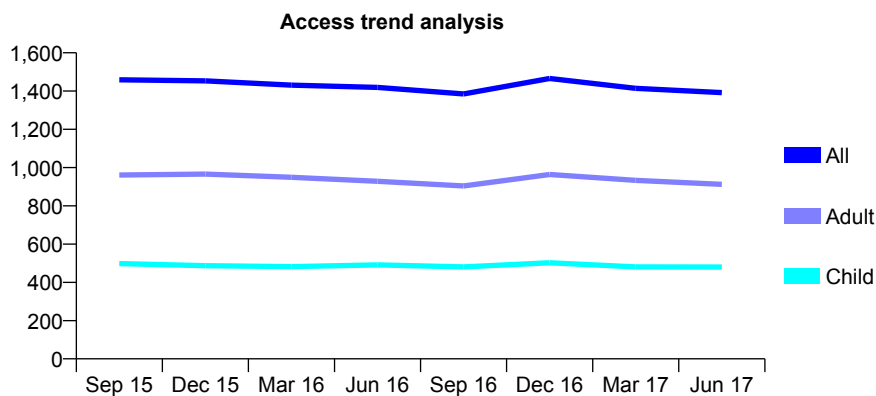
7A5 - Vital Signs At a Glance Contract Report for 228826/0002 - June 2017

Name or company name	MRS JA DAVIES
Contract type name	GDS Contract
Purpose of contract	General
Contract start date	01/04/2012
Contract end date	

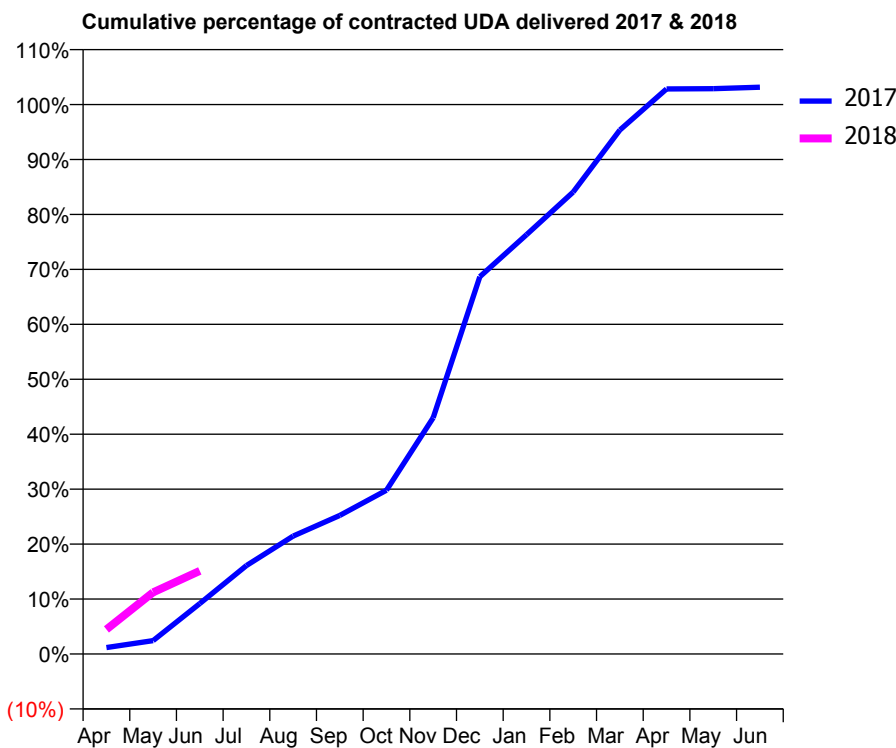
17/18 Contracted general activity (UDA)	4,886
Carry forward general activity (UDA)	0
17/18 Contracted orthodontic activity (UOA)	0
Carry forward orthodontic activity (UOA)	0
Baseline contract value	£131,126.08

ACCESS*

Patients seen in 24 months	Total	Change since previous quarter
Quarter ending June 2016	1,419	
Quarter ending September 2016	1,385	↓
Quarter ending December 2016	1,466	↑
Quarter ending March 2017	1,414	↓
Quarter ending June 2017	1,392	↓
Variance since June 2016	(1.9%)	↓



ACTIVITY



Month	Adjusted Scheduled Activity (UDA)	
	2017	2018
April	58	218
May	119	548
June	448	739
July	787	
August	1,049	
September	1,232	
October	1,457	
November	2,100	
December	3,355	
January	3,729	
February	4,108	
March	4,659	
April	5,024	
May	5,027	
June	5,039	

QUALITY

	Quantity	Base Number	Contract	LHB	Wales
% of FP17s for the same patient ID Re-attending within 3 months - Children	4	129	3.1%	7.4%	11.2%
% of FP17s for the same patient ID Re-attending within 3 months - Adults	27	202	13.4%	13.9%	16.4%
% of FP17s for the same patient ID Re-attending between 3 & 9 months - Children	47	129	36.4%	54.4%	58.1%
% of FP17s for the same patient ID Re-attending between 3 & 9 months - Adults	81	202	40.1%	53.8%	54.8%
% of FP17s for Band 1 Urgent Courses	27	247	10.9%	9.2%	9.2%
% of FP17s Relating to Free Repair or Replacements	0	247	0.0%	0.7%	0.8%
% of FP17s Relating to Continuations	1	247	0.4%	0.7%	0.9%
% of Patients satisfied with the dentistry they have received	6	6	N/A	92.4%	92.1%
% of Patients satisfied with the time they had to wait for an appointment	6	6	N/A	91.1%	87.5%

* This is based on patients treated on this contract for their most recent course of treatment. Figures in italics indicate the base number of FP17s or Patient Questionnaire responses are less than 100. N/A is shown where the base number of responses is less than 10 during the period. % is calculated as Quantity/Base number*100

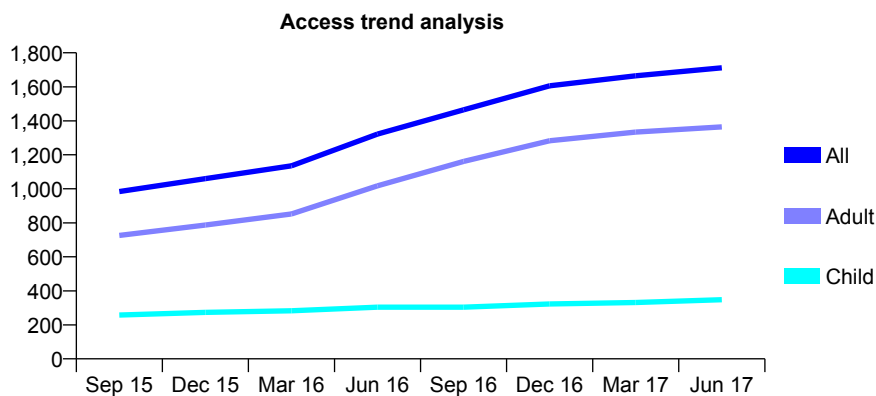
7A5 - Vital Signs At a Glance Contract Report for 239186/0001 - June 2017

Name or company name	MR NA WILSON
Contract type name	GDS Contract
Purpose of contract	General
Contract start date	01/04/2006
Contract end date	

17/18 Contracted general activity (UDA)	5,981
Carry forward general activity (UDA)	0
17/18 Contracted orthodontic activity (UOA)	0
Carry forward orthodontic activity (UOA)	0
Baseline contract value	£110,865.50

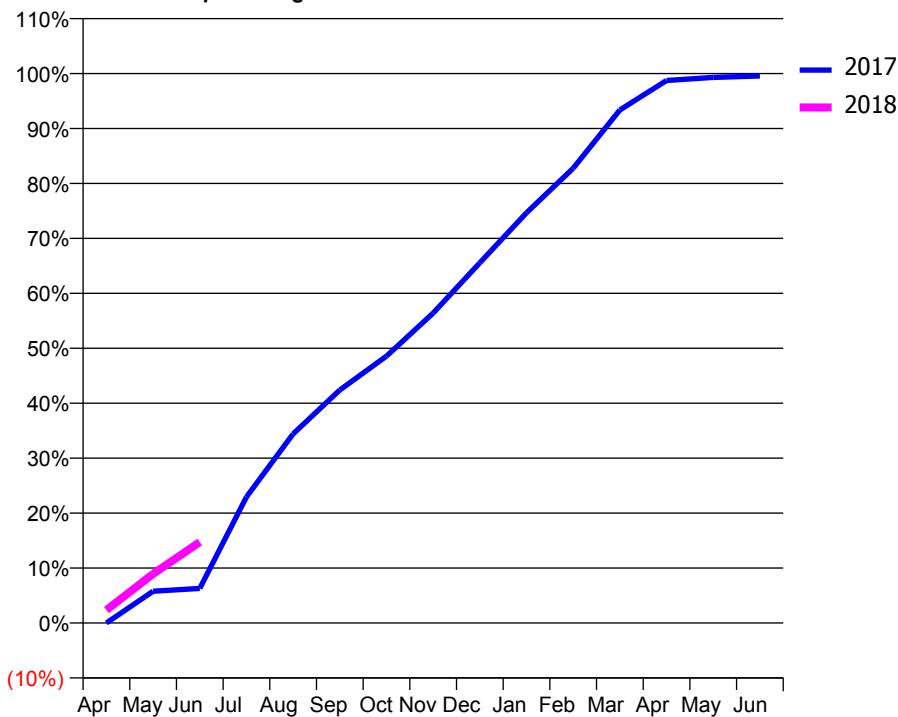
ACCESS*

Patients seen in 24 months	Total	Change since previous quarter
Quarter ending June 2016	1,322	
Quarter ending September 2016	1,465	↑
Quarter ending December 2016	1,606	↑
Quarter ending March 2017	1,665	↑
Quarter ending June 2017	1,712	↑
Variance since June 2016	29.5%	↑



ACTIVITY

Cumulative percentage of contracted UDA delivered 2017 & 2018



Adjusted Scheduled Activity (UDA)

Month	2017	2018
April	0	141
May	359	535
June	391	882
July	1,422	
August	2,134	
September	2,629	
October	3,011	
November	3,498	
December	4,065	
January	4,628	
February	5,132	
March	5,788	
April	6,122	
May	6,155	
June	6,172	

QUALITY

	Quantity	Base Number	Contract	LHB	Wales
% of FP17s for the same patient ID Re-attending within 3 months - Children	21	142	14.8%	7.4%	11.2%
% of FP17s for the same patient ID Re-attending within 3 months - Adults	106	453	23.4%	13.9%	16.4%
% of FP17s for the same patient ID Re-attending between 3 & 9 months - Children	72	142	50.7%	54.4%	58.1%
% of FP17s for the same patient ID Re-attending between 3 & 9 months - Adults	206	453	45.5%	53.8%	54.8%
% of FP17s for Band 1 Urgent Courses	88	446	19.7%	9.2%	9.2%
% of FP17s Relating to Free Repair or Replacements	2	446	0.4%	0.7%	0.8%
% of FP17s Relating to Continuations	1	446	0.2%	0.7%	0.9%
% of Patients satisfied with the dentistry they have received	9	10	90.0%	92.4%	92.1%
% of Patients satisfied with the time they had to wait for an appointment	8	10	80.0%	91.1%	87.5%

* This is based on patients treated on this contract for their most recent course of treatment. Figures in italics indicate the base number of FP17s or Patient Questionnaire responses are less than 100. N/A is shown where the base number of responses is less than 10 during the period. % is calculated as Quantity/Base number*100

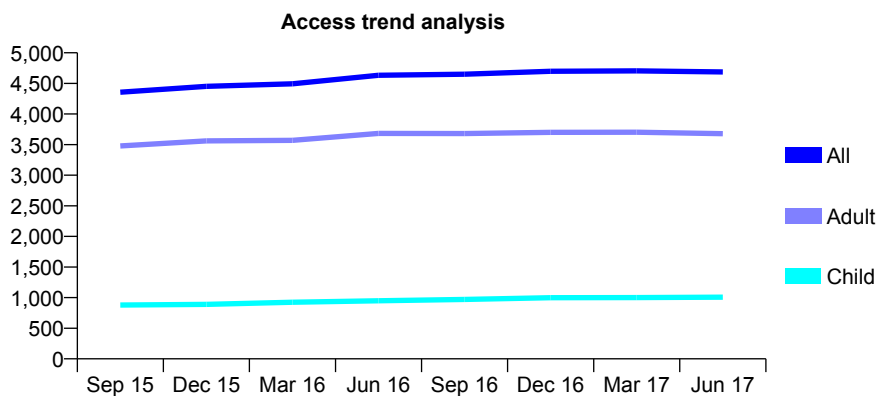
7A5 - Vital Signs At a Glance Contract Report for 245682/0001 - June 2017

Name or company name	MR M NEWLAND
Contract type name	GDS Contract
Purpose of contract	General
Contract start date	01/11/2008
Contract end date	

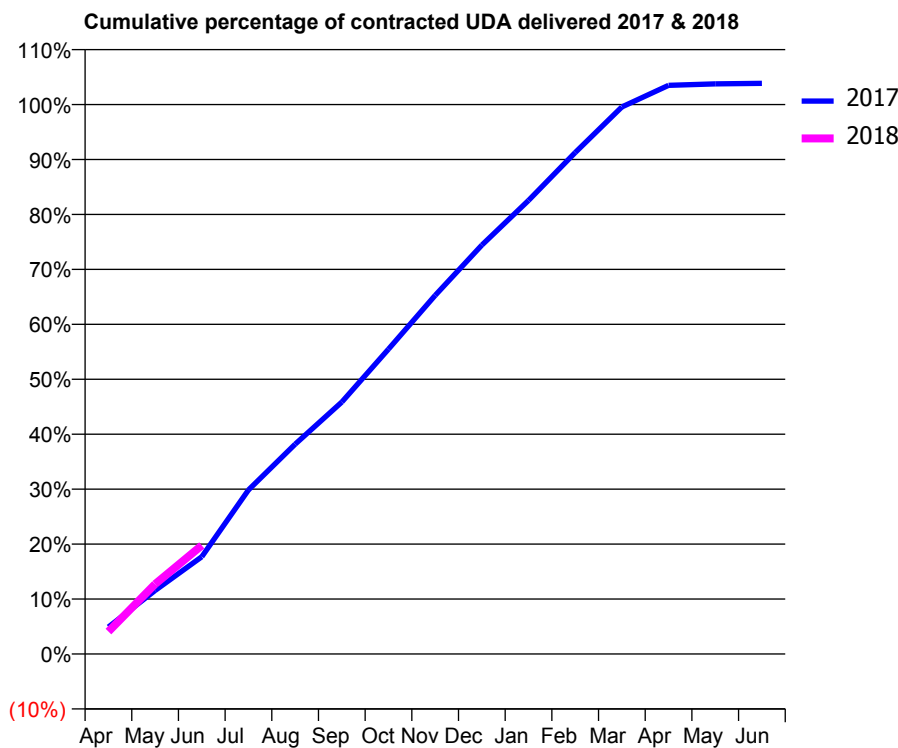
17/18 Contracted general activity (UDA)	12,425
Carry forward general activity (UDA)	0
17/18 Contracted orthodontic activity (UOA)	0
Carry forward orthodontic activity (UOA)	0
Baseline contract value	£300,853.34

ACCESS*

Patients seen in 24 months	Total	Change since previous quarter
Quarter ending June 2016	4,633	
Quarter ending September 2016	4,651	→
Quarter ending December 2016	4,699	→
Quarter ending March 2017	4,704	→
Quarter ending June 2017	4,687	→
Variance since June 2016	1.2%	→



ACTIVITY



Month	Adjusted Scheduled Activity (UDA)	
	2017	2018
April	609	509
May	1,435	1,580
June	2,201	2,455
July	3,710	
August	4,745	
September	5,696	
October	6,893	
November	8,108	
December	9,247	
January	10,255	
February	11,338	
March	12,369	
April	12,857	
May	12,890	
June	12,904	

QUALITY

	Quantity	Base Number	Contract	LHB	Wales
% of FP17s for the same patient ID Re-attending within 3 months - Children	19	339	5.6%	7.4%	11.2%
% of FP17s for the same patient ID Re-attending within 3 months - Adults	115	1,197	9.6%	13.9%	16.4%
% of FP17s for the same patient ID Re-attending between 3 & 9 months - Children	185	339	54.6%	54.4%	58.1%
% of FP17s for the same patient ID Re-attending between 3 & 9 months - Adults	646	1,197	54.0%	53.8%	54.8%
% of FP17s for Band 1 Urgent Courses	86	1,315	6.5%	9.2%	9.2%
% of FP17s Relating to Free Repair or Replacements	4	1,315	0.3%	0.7%	0.8%
% of FP17s Relating to Continuations	8	1,315	0.6%	0.7%	0.9%
% of Patients satisfied with the dentistry they have received	50	50	100.0%	92.4%	92.1%
% of Patients satisfied with the time they had to wait for an appointment	45	50	90.0%	91.1%	87.5%

* This is based on patients treated on this contract for their most recent course of treatment. Figures in italics indicate the base number of FP17s or Patient Questionnaire responses are less than 100. N/A is shown where the base number of responses is less than 10 during the period. % is calculated as Quantity/Base number*100

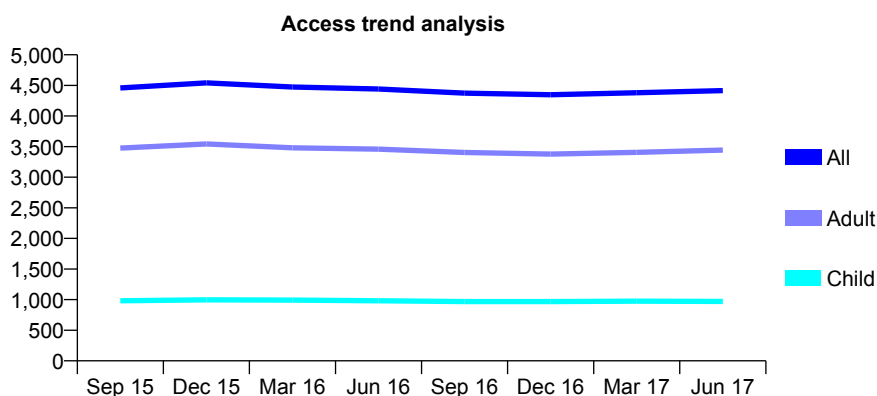
7A5 - Vital Signs At a Glance Contract Report for 324035/0001 - June 2017

Name or company name	MR PS JOHN
Contract type name	GDS Contract
Purpose of contract	General and Orthodontic
Contract start date	01/04/2006
Contract end date	

17/18 Contracted general activity (UDA)	15,844
Carry forward general activity (UDA)	0
17/18 Contracted orthodontic activity (UOA)	447
Carry forward orthodontic activity (UOA)	0
Baseline contract value	£382,755.03

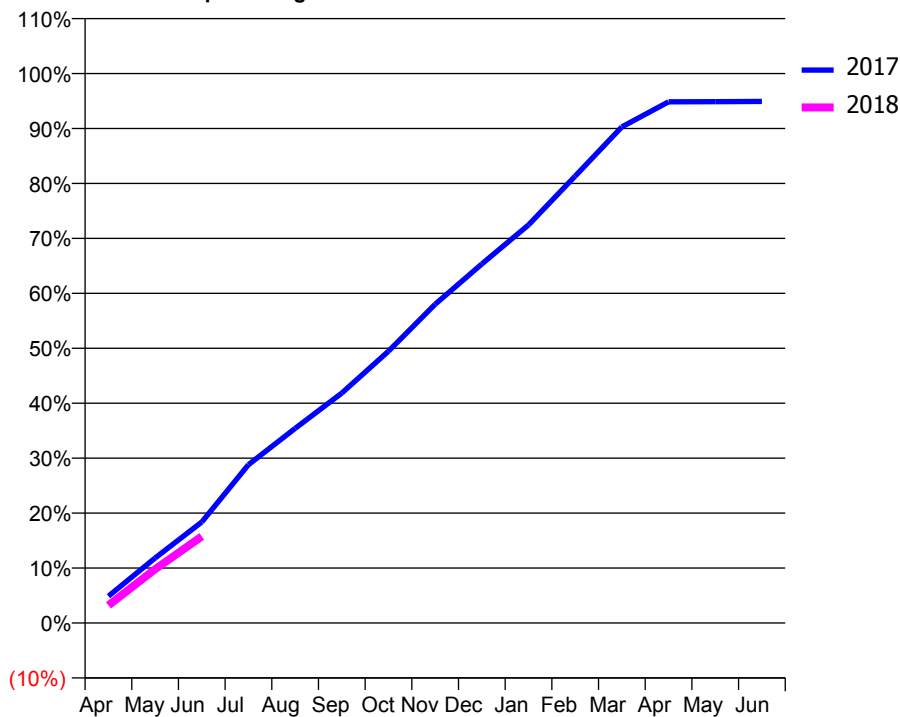
ACCESS*

Patients seen in 24 months	Total	Change since previous quarter
Quarter ending June 2016	4,441	
Quarter ending September 2016	4,374	↓
Quarter ending December 2016	4,348	→
Quarter ending March 2017	4,381	→
Quarter ending June 2017	4,414	→
Variance since June 2016	(0.6%)	→



ACTIVITY

Cumulative percentage of contracted UDA delivered 2017 & 2018



Month	Adjusted Scheduled Activity (UDA)	
	2017	2018
April	775	510
May	1,875	1,550
June	2,911	2,498
July	4,568	
August	5,612	
September	6,632	
October	7,837	
November	9,192	
December	10,353	
January	11,479	
February	12,886	
March	14,306	
April	15,028	
May	15,032	
June	15,038	

QUALITY

	Quantity	Base Number	Contract	LHB	Wales
% of FP17s for the same patient ID Re-attending within 3 months - Children	16	385	4.2%	7.4%	11.2%
% of FP17s for the same patient ID Re-attending within 3 months - Adults	135	1,430	9.4%	13.9%	16.4%
% of FP17s for the same patient ID Re-attending between 3 & 9 months - Children	283	385	73.5%	54.4%	58.1%
% of FP17s for the same patient ID Re-attending between 3 & 9 months - Adults	1,043	1,430	72.9%	53.8%	54.8%
% of FP17s for Band 1 Urgent Courses	106	1,466	7.2%	9.2%	9.2%
% of FP17s Relating to Free Repair or Replacements	0	1,466	0.0%	0.7%	0.8%
% of FP17s Relating to Continuations	13	1,466	0.9%	0.7%	0.9%
% of Patients satisfied with the dentistry they have received	36	39	92.3%	92.4%	92.1%
% of Patients satisfied with the time they had to wait for an appointment	34	39	87.2%	91.1%	87.5%

* This is based on patients treated on this contract for their most recent course of treatment. Figures in italics indicate the base number of FP17s or Patient Questionnaire responses are less than 100. N/A is shown where the base number of responses is less than 10 during the period. % is calculated as Quantity/Base number*100

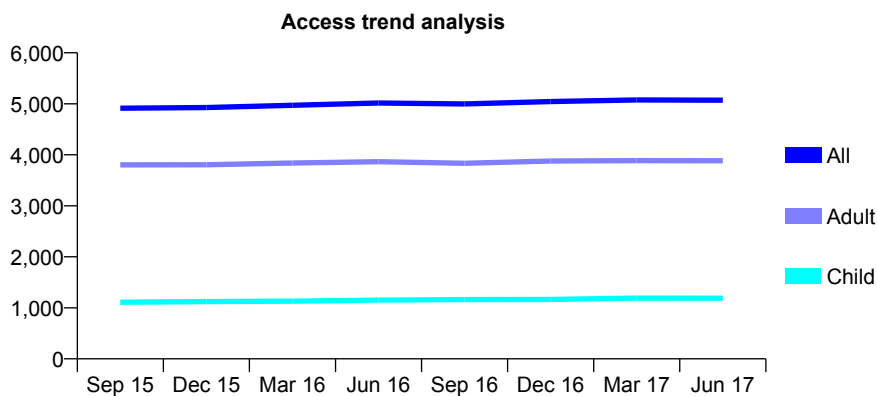
7A5 - Vital Signs At a Glance Contract Report for 324590/0001 - June 2017

Name or company name	MRS JM GRIFFITHS
Contract type name	GDS Contract
Purpose of contract	General
Contract start date	01/04/2006
Contract end date	

17/18 Contracted general activity (UDA)	14,876
Carry forward general activity (UDA)	0
17/18 Contracted orthodontic activity (UOA)	0
Carry forward orthodontic activity (UOA)	0
Baseline contract value	£371,975.83

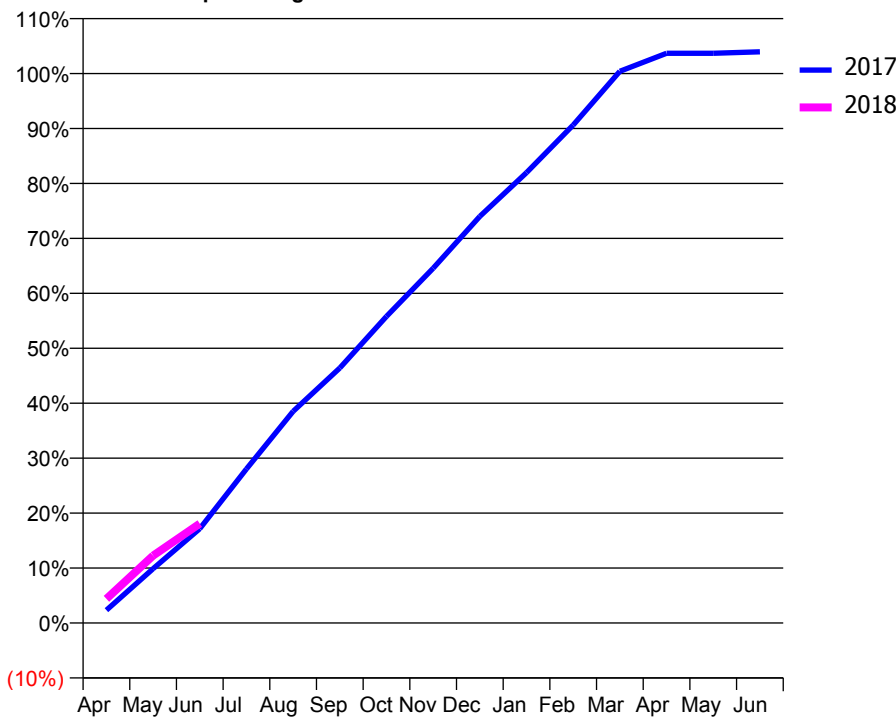
ACCESS*

Patients seen in 24 months	Total	Change since previous quarter
Quarter ending June 2016	5,016	
Quarter ending September 2016	4,997	→
Quarter ending December 2016	5,044	→
Quarter ending March 2017	5,075	→
Quarter ending June 2017	5,071	→
Variance since June 2016	1.1%	→



ACTIVITY

Cumulative percentage of contracted UDA delivered 2017 & 2018



Adjusted Scheduled Activity (UDA)

Month	2017	2018
April	349	655
May	1,473	1,826
June	2,555	2,690
July	4,171	
August	5,731	
September	6,904	
October	8,300	
November	9,603	
December	11,007	
January	12,194	
February	13,480	
March	14,935	
April	15,424	
May	15,424	
June	15,464	

QUALITY

	Quantity	Base Number	Contract	LHB	Wales
% of FP17s for the same patient ID Re-attending within 3 months - Children	33	340	9.7%	7.4%	11.2%
% of FP17s for the same patient ID Re-attending within 3 months - Adults	155	1,160	13.4%	13.9%	16.4%
% of FP17s for the same patient ID Re-attending between 3 & 9 months - Children	179	340	52.6%	54.4%	58.1%
% of FP17s for the same patient ID Re-attending between 3 & 9 months - Adults	702	1,160	60.5%	53.8%	54.8%
% of FP17s for Band 1 Urgent Courses	109	1,227	8.9%	9.2%	9.2%
% of FP17s Relating to Free Repair or Replacements	4	1,227	0.3%	0.7%	0.8%
% of FP17s Relating to Continuations	15	1,227	1.2%	0.7%	0.9%
% of Patients satisfied with the dentistry they have received	56	57	98.2%	92.4%	92.1%
% of Patients satisfied with the time they had to wait for an appointment	55	57	96.5%	91.1%	87.5%

* This is based on patients treated on this contract for their most recent course of treatment. Figures in italics indicate the base number of FP17s or Patient Questionnaire responses are less than 100. N/A is shown where the base number of responses is less than 10 during the period. % is calculated as Quantity/Base number*100

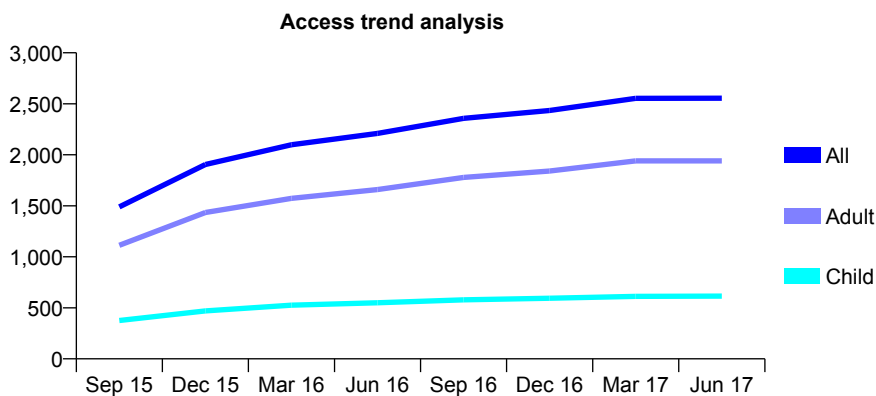
7A5 - Vital Signs At a Glance Contract Report for 377023/0001 - June 2017

Name or company name	MISS CL DAVIES
Contract type name	GDS Contract
Purpose of contract	General
Contract start date	01/04/2015
Contract end date	

17/18 Contracted general activity (UDA)	9,166
Carry forward general activity (UDA)	0
17/18 Contracted orthodontic activity (UOA)	0
Carry forward orthodontic activity (UOA)	0
Baseline contract value	£179,616.22

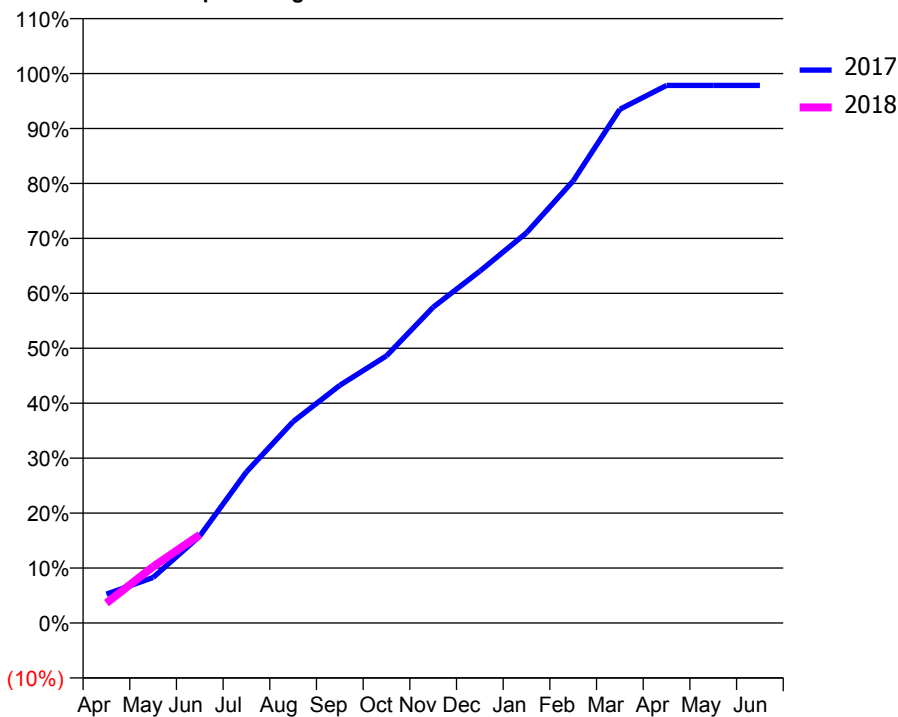
ACCESS*

Patients seen in 24 months	Total	Change since previous quarter
Quarter ending June 2016	2,210	
Quarter ending September 2016	2,357	↑
Quarter ending December 2016	2,435	↑
Quarter ending March 2017	2,554	↑
Quarter ending June 2017	2,555	→
Variance since June 2016	15.6%	↑



ACTIVITY

Cumulative percentage of contracted UDA delivered 2017 & 2018



Month	Adjusted Scheduled Activity (UDA)	
	2017	2018
April	481	333
May	759	940
June	1,450	1,472
July	2,522	
August	3,359	
September	3,964	
October	4,457	
November	5,269	
December	5,868	
January	6,509	
February	7,375	
March	8,569	
April	8,967	
May	8,967	
June	8,968	

QUALITY

	Quantity	Base Number	Contract	LHB	Wales
% of FP17s for the same patient ID Re-attending within 3 months - Children	19	222	8.6%	7.4%	11.2%
% of FP17s for the same patient ID Re-attending within 3 months - Adults	78	648	12.0%	13.9%	16.4%
% of FP17s for the same patient ID Re-attending between 3 & 9 months - Children	101	222	45.5%	54.4%	58.1%
% of FP17s for the same patient ID Re-attending between 3 & 9 months - Adults	333	648	51.4%	53.8%	54.8%
% of FP17s for Band 1 Urgent Courses	55	701	7.8%	9.2%	9.2%
% of FP17s Relating to Free Repair or Replacements	0	701	0.0%	0.7%	0.8%
% of FP17s Relating to Continuations	16	701	2.3%	0.7%	0.9%
% of Patients satisfied with the dentistry they have received	26	27	96.3%	92.4%	92.1%
% of Patients satisfied with the time they had to wait for an appointment	26	27	96.3%	91.1%	87.5%

* This is based on patients treated on this contract for their most recent course of treatment. Figures in italics indicate the base number of FP17s or Patient Questionnaire responses are less than 100. N/A is shown where the base number of responses is less than 10 during the period. % is calculated as Quantity/Base number*100

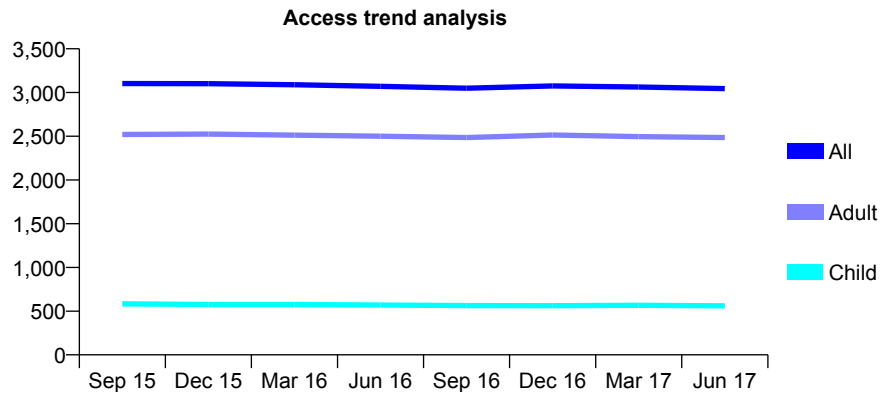
7A5 - Vital Signs At a Glance Contract Report for 573531/0001 - June 2017

Name or company name	MR PB JAMES
Contract type name	GDS Contract
Purpose of contract	General
Contract start date	01/04/2006
Contract end date	

17/18 Contracted general activity (UDA)	8,000
Carry forward general activity (UDA)	0
17/18 Contracted orthodontic activity (UOA)	0
Carry forward orthodontic activity (UOA)	0
Baseline contract value	£193,309.78

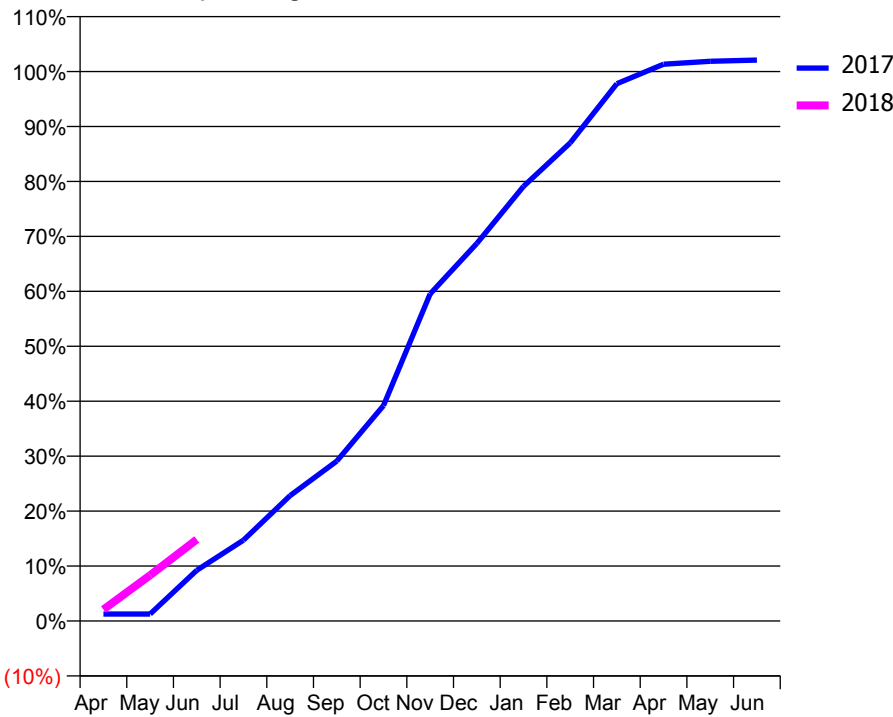
ACCESS*

Patients seen in 24 months	Total	Change since previous quarter
Quarter ending June 2016	3,070	
Quarter ending September 2016	3,049	→
Quarter ending December 2016	3,076	→
Quarter ending March 2017	3,063	→
Quarter ending June 2017	3,045	→
Variance since June 2016	(0.8%)	→



ACTIVITY

Cumulative percentage of contracted UDA delivered 2017 & 2018



Month	Adjusted Scheduled Activity (UDA)	
	2017	2018
April	101	168
May	101	666
June	738	1,188
July	1,177	
August	1,826	
September	2,329	
October	3,136	
November	4,763	
December	5,497	
January	6,328	
February	6,961	
March	7,823	
April	8,106	
May	8,150	
June	8,166	

QUALITY

	Quantity	Base Number	Contract	LHB	Wales
% of FP17s for the same patient ID Re-attending within 3 months - Children	7	175	4.0%	7.4%	11.2%
% of FP17s for the same patient ID Re-attending within 3 months - Adults	65	528	12.3%	13.9%	16.4%
% of FP17s for the same patient ID Re-attending between 3 & 9 months - Children	114	175	65.1%	54.4%	58.1%
% of FP17s for the same patient ID Re-attending between 3 & 9 months - Adults	136	528	25.8%	53.8%	54.8%
% of FP17s for Band 1 Urgent Courses	29	586	4.9%	9.2%	9.2%
% of FP17s Relating to Free Repair or Replacements	2	586	0.3%	0.7%	0.8%
% of FP17s Relating to Continuations	7	586	1.2%	0.7%	0.9%
% of Patients satisfied with the dentistry they have received	46	49	93.9%	92.4%	92.1%
% of Patients satisfied with the time they had to wait for an appointment	46	49	93.9%	91.1%	87.5%

* This is based on patients treated on this contract for their most recent course of treatment. Figures in italics indicate the base number of FP17s or Patient Questionnaire responses are less than 100. N/A is shown where the base number of responses is less than 10 during the period. % is calculated as Quantity/Base number*100

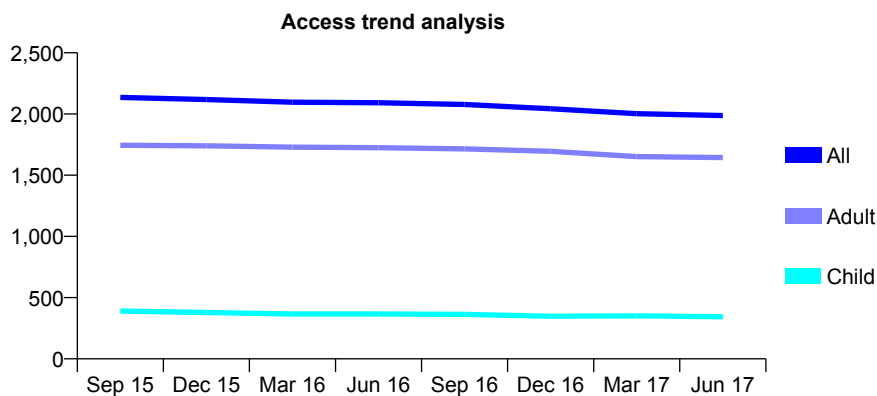
7A5 - Vital Signs At a Glance Contract Report for 625485/0004 - June 2017

Name or company name	MISS D ADAMS
Contract type name	GDS Contract
Purpose of contract	General
Contract start date	14/06/2010
Contract end date	

17/18 Contracted general activity (UDA)	5,350
Carry forward general activity (UDA)	0
17/18 Contracted orthodontic activity (UOA)	0
Carry forward orthodontic activity (UOA)	0
Baseline contract value	£132,729.38

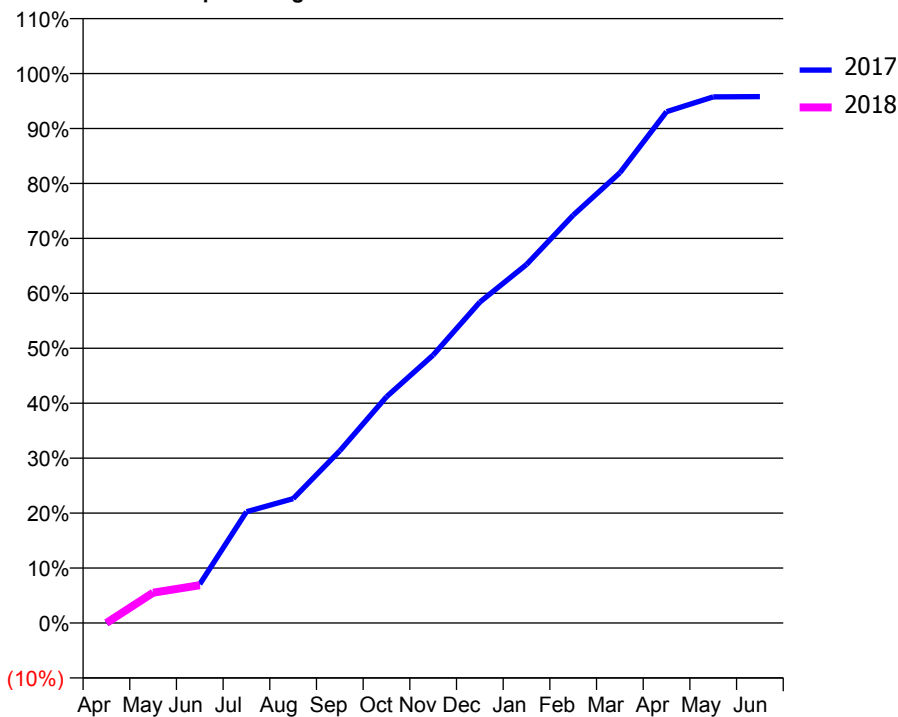
ACCESS*

Patients seen in 24 months	Total	Change since previous quarter
Quarter ending June 2016	2,092	
Quarter ending September 2016	2,078	→
Quarter ending December 2016	2,043	↓
Quarter ending March 2017	2,003	↓
Quarter ending June 2017	1,988	→
Variance since June 2016	(5.0%)	↓



ACTIVITY

Cumulative percentage of contracted UDA delivered 2017 & 2018



Adjusted Scheduled Activity (UDA)

Month	2017	2018
April	0	0
May	292	296
June	378	368
July	1,084	
August	1,210	
September	1,676	
October	2,203	
November	2,609	
December	3,124	
January	3,491	
February	3,971	
March	4,383	
April	4,979	
May	5,122	
June	5,125	

QUALITY

	Quantity	Base Number	Contract	LHB	Wales
% of FP17s for the same patient ID Re-attending within 3 months - Children	18	121	14.9%	7.4%	11.2%
% of FP17s for the same patient ID Re-attending within 3 months - Adults	57	515	11.1%	13.9%	16.4%
% of FP17s for the same patient ID Re-attending between 3 & 9 months - Children	63	121	52.1%	54.4%	58.1%
% of FP17s for the same patient ID Re-attending between 3 & 9 months - Adults	184	515	35.7%	53.8%	54.8%
% of FP17s for Band 1 Urgent Courses	10	232	4.3%	9.2%	9.2%
% of FP17s Relating to Free Repair or Replacements	1	232	0.4%	0.7%	0.8%
% of FP17s Relating to Continuations	4	232	1.7%	0.7%	0.9%
% of Patients satisfied with the dentistry they have received	25	27	92.6%	92.4%	92.1%
% of Patients satisfied with the time they had to wait for an appointment	27	27	100.0%	91.1%	87.5%

* This is based on patients treated on this contract for their most recent course of treatment. Figures in italics indicate the base number of FP17s or Patient Questionnaire responses are less than 100. N/A is shown where the base number of responses is less than 10 during the period. % is calculated as Quantity/Base number*100

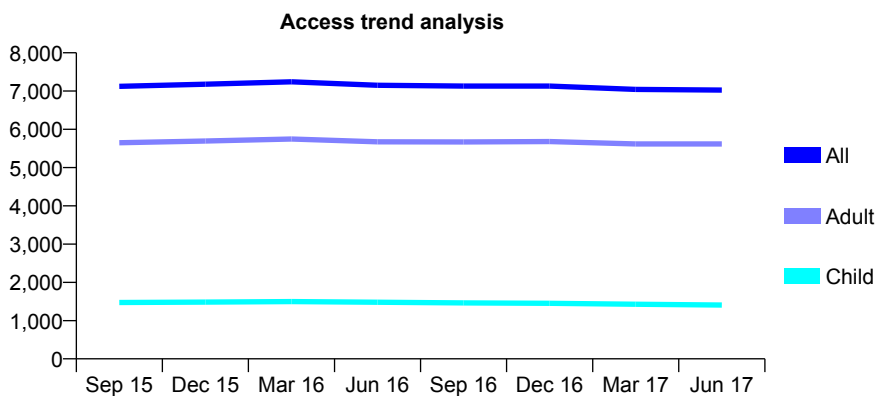
7A5 - Vital Signs At a Glance Contract Report for 688312/0001 - June 2017

Name or company name	MR G BLINMAN
Contract type name	GDS Contract
Purpose of contract	General
Contract start date	01/10/2013
Contract end date	

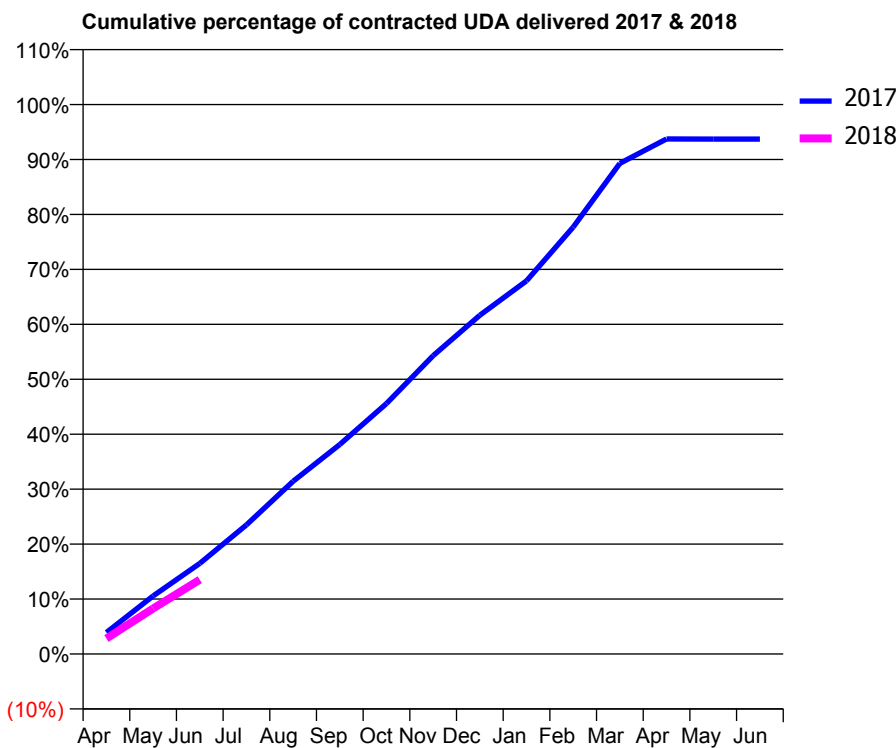
17/18 Contracted general activity (UDA)	24,138
Carry forward general activity (UDA)	0
17/18 Contracted orthodontic activity (UOA)	0
Carry forward orthodontic activity (UOA)	0
Baseline contract value	£593,910.48

ACCESS*

Patients seen in 24 months	Total	Change since previous quarter
Quarter ending June 2016	7,150	
Quarter ending September 2016	7,131	→
Quarter ending December 2016	7,132	→
Quarter ending March 2017	7,043	↓
Quarter ending June 2017	7,025	→
Variance since June 2016	(1.7%)	↓



ACTIVITY



Month	Adjusted Scheduled Activity (UDA)	
	2017	2018
April	946	683
May	2,550	2,002
June	3,979	3,266
July	5,673	
August	7,586	
September	9,204	
October	11,003	
November	13,107	
December	14,882	
January	16,392	
February	18,753	
March	21,553	
April	22,623	
May	22,617	
June	22,618	

QUALITY

	Quantity	Base Number	Contract	LHB	Wales
% of FP17s for the same patient ID Re-attending within 3 months - Children	43	455	9.5%	7.4%	11.2%
% of FP17s for the same patient ID Re-attending within 3 months - Adults	255	1,748	14.6%	13.9%	16.4%
% of FP17s for the same patient ID Re-attending between 3 & 9 months - Children	285	455	62.6%	54.4%	58.1%
% of FP17s for the same patient ID Re-attending between 3 & 9 months - Adults	1,091	1,748	62.4%	53.8%	54.8%
% of FP17s for Band 1 Urgent Courses	107	1,720	6.2%	9.2%	9.2%
% of FP17s Relating to Free Repair or Replacements	24	1,720	1.4%	0.7%	0.8%
% of FP17s Relating to Continuations	9	1,720	0.5%	0.7%	0.9%
% of Patients satisfied with the dentistry they have received	56	61	91.8%	92.4%	92.1%
% of Patients satisfied with the time they had to wait for an appointment	56	61	91.8%	91.1%	87.5%

* This is based on patients treated on this contract for their most recent course of treatment. Figures in italics indicate the base number of FP17s or Patient Questionnaire responses are less than 100. N/A is shown where the base number of responses is less than 10 during the period. % is calculated as Quantity/Base number*100

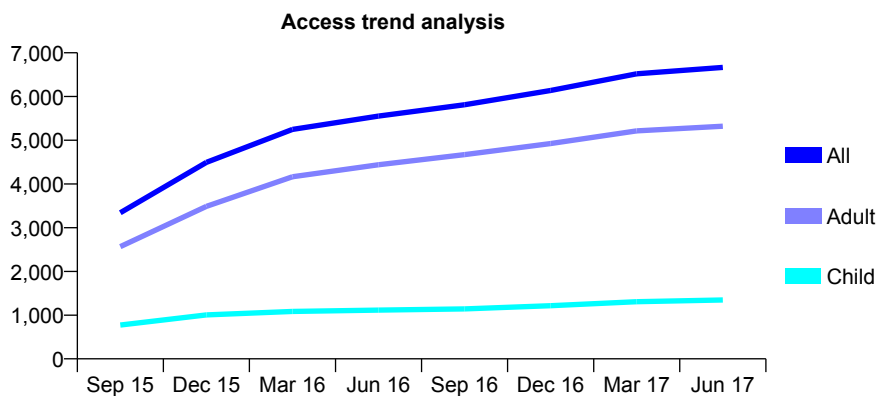
7A5 - Vital Signs At a Glance Contract Report for 741841/0003 - June 2017

Name or company name	MRS S CHAUDHRY
Contract type name	GDS Contract
Purpose of contract	General
Contract start date	01/04/2015
Contract end date	

17/18 Contracted general activity (UDA)	21,010
Carry forward general activity (UDA)	0
17/18 Contracted orthodontic activity (UOA)	0
Carry forward orthodontic activity (UOA)	0
Baseline contract value	£481,963.52

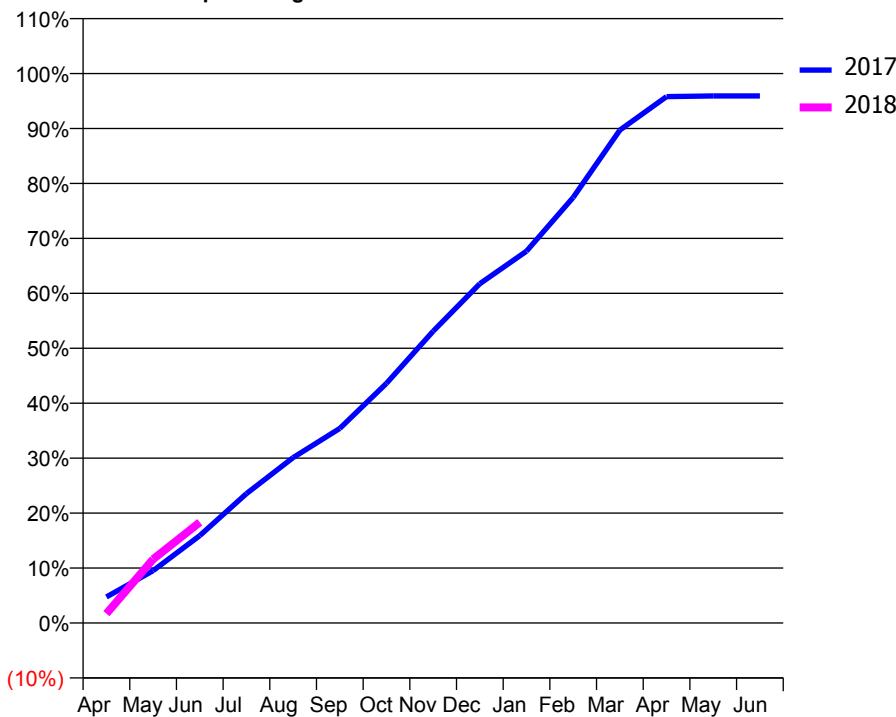
ACCESS*

Patients seen in 24 months	Total	Change since previous quarter
Quarter ending June 2016	5,553	
Quarter ending September 2016	5,813	↑
Quarter ending December 2016	6,137	↑
Quarter ending March 2017	6,520	↑
Quarter ending June 2017	6,667	↑
Variance since June 2016	20.1%	↑



ACTIVITY

Cumulative percentage of contracted UDA delivered 2017 & 2018



Adjusted Scheduled Activity (UDA)

Month	2017	2018
April	981	358
May	1,965	2,438
June	3,284	3,850
July	4,861	
August	6,217	
September	7,311	
October	9,005	
November	10,967	
December	12,750	
January	13,971	
February	15,988	
March	18,522	
April	19,777	
May	19,802	
June	19,804	

QUALITY

	Quantity	Base Number	Contract	LHB	Wales
% of FP17s for the same patient ID Re-attending within 3 months - Children	26	547	4.8%	7.4%	11.2%
% of FP17s for the same patient ID Re-attending within 3 months - Adults	187	1,863	10.0%	13.9%	16.4%
% of FP17s for the same patient ID Re-attending between 3 & 9 months - Children	362	547	66.2%	54.4%	58.1%
% of FP17s for the same patient ID Re-attending between 3 & 9 months - Adults	1,112	1,863	59.7%	53.8%	54.8%
% of FP17s for Band 1 Urgent Courses	85	1,989	4.3%	9.2%	9.2%
% of FP17s Relating to Free Repair or Replacements	8	1,989	0.4%	0.7%	0.8%
% of FP17s Relating to Continuations	11	1,989	0.6%	0.7%	0.9%
% of Patients satisfied with the dentistry they have received	39	42	92.9%	92.4%	92.1%
% of Patients satisfied with the time they had to wait for an appointment	39	42	92.9%	91.1%	87.5%

* This is based on patients treated on this contract for their most recent course of treatment. Figures in italics indicate the base number of FP17s or Patient Questionnaire responses are less than 100. N/A is shown where the base number of responses is less than 10 during the period. % is calculated as Quantity/Base number*100

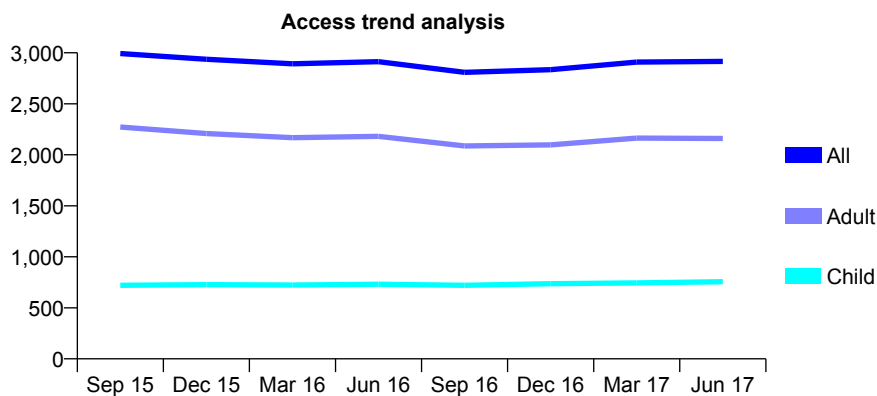
7A5 - Vital Signs At a Glance Contract Report for 767158/0001 - June 2017

Name or company name	MR H WILDING
Contract type name	GDS Contract
Purpose of contract	General
Contract start date	01/04/2006
Contract end date	

17/18 Contracted general activity (UDA)	5,600
Carry forward general activity (UDA)	0
17/18 Contracted orthodontic activity (UOA)	0
Carry forward orthodontic activity (UOA)	0
Baseline contract value	£135,791.09

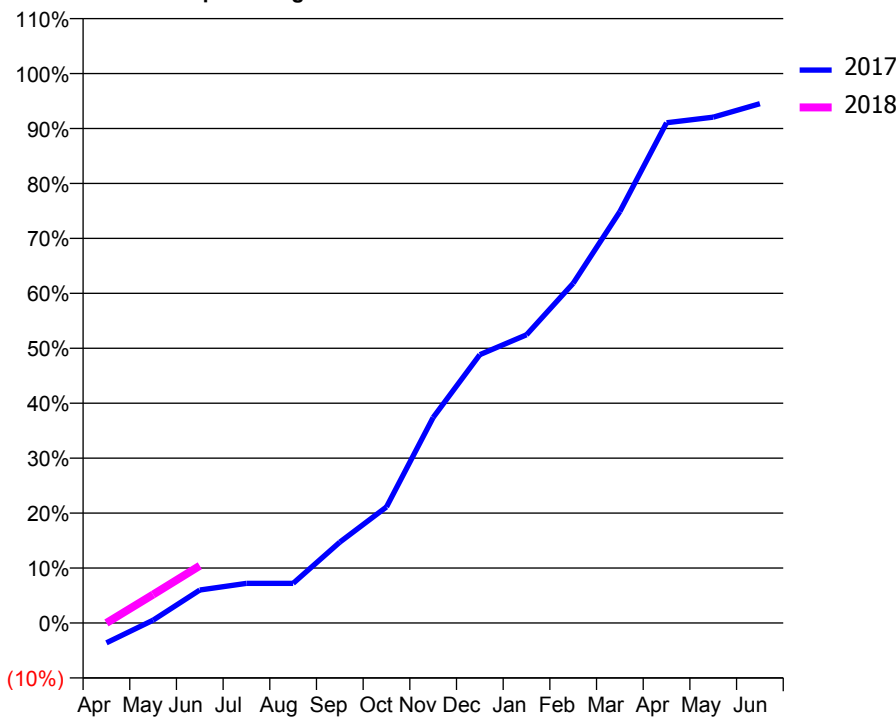
ACCESS*

Patients seen in 24 months	Total	Change since previous quarter
Quarter ending June 2016	2,913	
Quarter ending September 2016	2,808	↓
Quarter ending December 2016	2,834	→
Quarter ending March 2017	2,909	↑
Quarter ending June 2017	2,916	→
Variance since June 2016	0.1%	→



ACTIVITY

Cumulative percentage of contracted UDA delivered 2017 & 2018



Adjusted Scheduled Activity (UDA)

Month	2017	2018
April	-203	0
May	29	291
June	336	584
July	404	
August	404	
September	824	
October	1,183	
November	2,094	
December	2,735	
January	2,937	
February	3,462	
March	4,193	
April	5,098	
May	5,155	
June	5,292	

QUALITY

	Quantity	Base Number	Contract	LHB	Wales
% of FP17s for the same patient ID Re-attending within 3 months - Children	22	267	8.2%	7.4%	11.2%
% of FP17s for the same patient ID Re-attending within 3 months - Adults	62	651	9.5%	13.9%	16.4%
% of FP17s for the same patient ID Re-attending between 3 & 9 months - Children	113	267	42.3%	54.4%	58.1%
% of FP17s for the same patient ID Re-attending between 3 & 9 months - Adults	236	651	36.3%	53.8%	54.8%
% of FP17s for Band 1 Urgent Courses	19	422	4.5%	9.2%	9.2%
% of FP17s Relating to Free Repair or Replacements	1	422	0.2%	0.7%	0.8%
% of FP17s Relating to Continuations	1	422	0.2%	0.7%	0.9%
% of Patients satisfied with the dentistry they have received	15	17	88.2%	92.4%	92.1%
% of Patients satisfied with the time they had to wait for an appointment	14	17	82.4%	91.1%	87.5%

* This is based on patients treated on this contract for their most recent course of treatment. Figures in italics indicate the base number of FP17s or Patient Questionnaire responses are less than 100. N/A is shown where the base number of responses is less than 10 during the period. % is calculated as Quantity/Base number*100

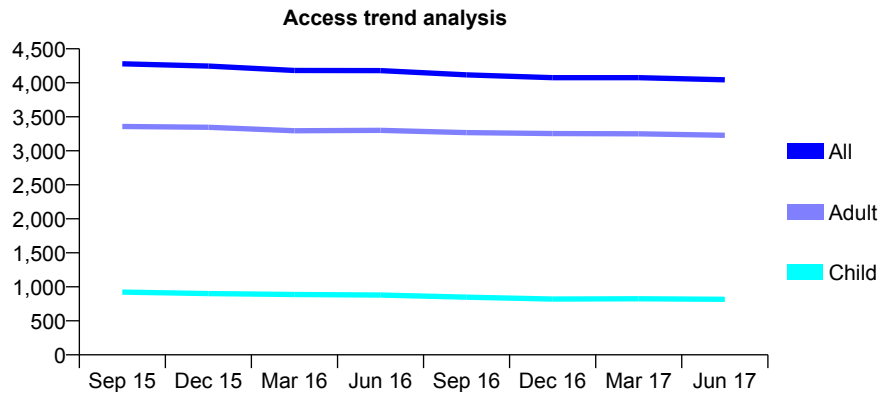
7A5 - Vital Signs At a Glance Contract Report for 830763/0005 - June 2017

Name or company name	MR L ROBERTS
Contract type name	GDS Contract
Purpose of contract	General
Contract start date	01/10/2013
Contract end date	

17/18 Contracted general activity (UDA)	13,800
Carry forward general activity (UDA)	0
17/18 Contracted orthodontic activity (UOA)	0
Carry forward orthodontic activity (UOA)	0
Baseline contract value	£333,933.16

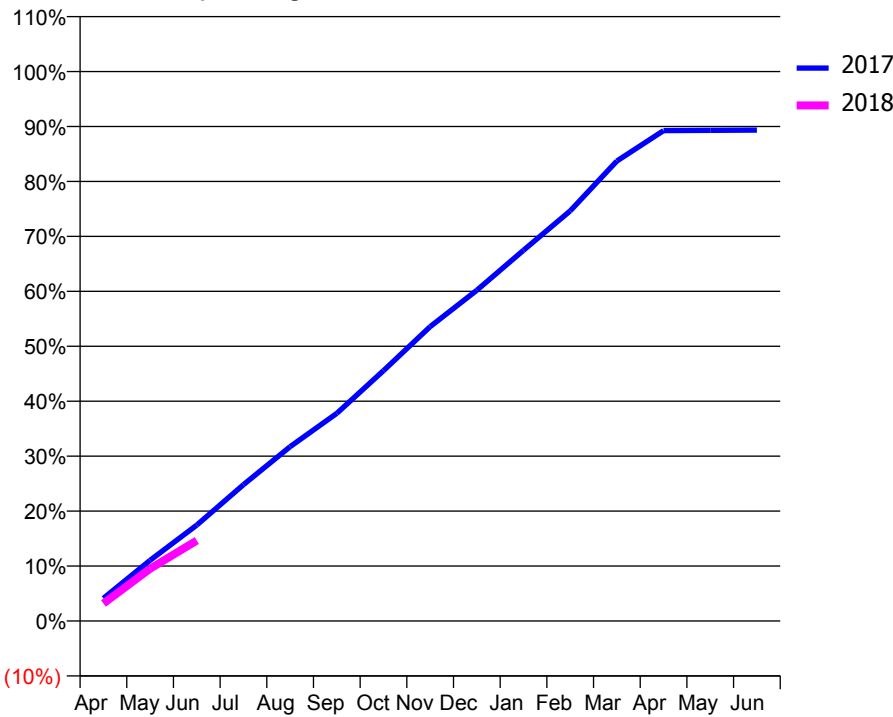
ACCESS*

Patients seen in 24 months	Total	Change since previous quarter
Quarter ending June 2016	4,179	
Quarter ending September 2016	4,117	↓
Quarter ending December 2016	4,075	↓
Quarter ending March 2017	4,075	→
Quarter ending June 2017	4,044	→
Variance since June 2016	(3.2%)	↓



ACTIVITY

Cumulative percentage of contracted UDA delivered 2017 & 2018



Month	Adjusted Scheduled Activity (UDA)	
	2017	2018
April	572	441
May	1,525	1,315
June	2,408	2,021
July	3,425	
August	4,379	
September	5,217	
October	6,286	
November	7,394	
December	8,307	
January	9,310	
February	10,300	
March	11,553	
April	12,315	
May	12,321	
June	12,328	

QUALITY

	Quantity	Base Number	Contract	LHB	Wales
% of FP17s for the same patient ID Re-attending within 3 months - Children	14	255	5.5%	7.4%	11.2%
% of FP17s for the same patient ID Re-attending within 3 months - Adults	131	1,121	11.7%	13.9%	16.4%
% of FP17s for the same patient ID Re-attending between 3 & 9 months - Children	137	255	53.7%	54.4%	58.1%
% of FP17s for the same patient ID Re-attending between 3 & 9 months - Adults	647	1,121	57.7%	53.8%	54.8%
% of FP17s for Band 1 Urgent Courses	43	999	4.3%	9.2%	9.2%
% of FP17s Relating to Free Repair or Replacements	13	999	1.3%	0.7%	0.8%
% of FP17s Relating to Continuations	4	999	0.4%	0.7%	0.9%
% of Patients satisfied with the dentistry they have received	20	22	90.9%	92.4%	92.1%
% of Patients satisfied with the time they had to wait for an appointment	20	22	90.9%	91.1%	87.5%

* This is based on patients treated on this contract for their most recent course of treatment. Figures in italics indicate the base number of FP17s or Patient Questionnaire responses are less than 100. N/A is shown where the base number of responses is less than 10 during the period. % is calculated as Quantity/Base number*100

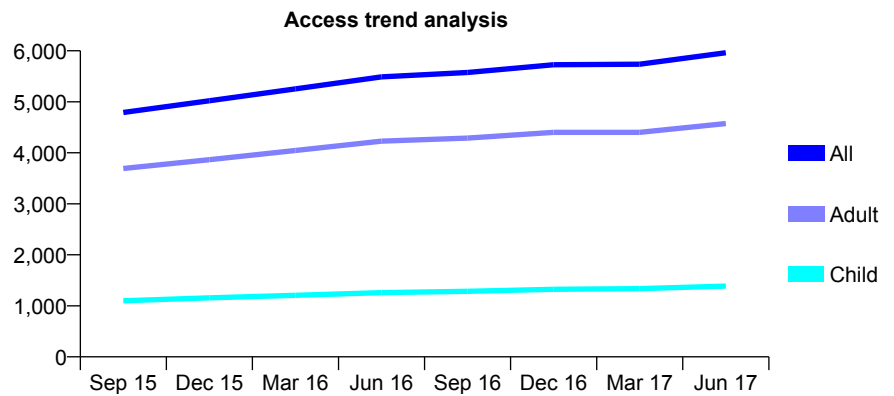
7A5 - Vital Signs At a Glance Contract Report for 885630/0001 - June 2017

Name or company name	MRS P SOOD
Contract type name	GDS Contract
Purpose of contract	General
Contract start date	15/09/2013
Contract end date	

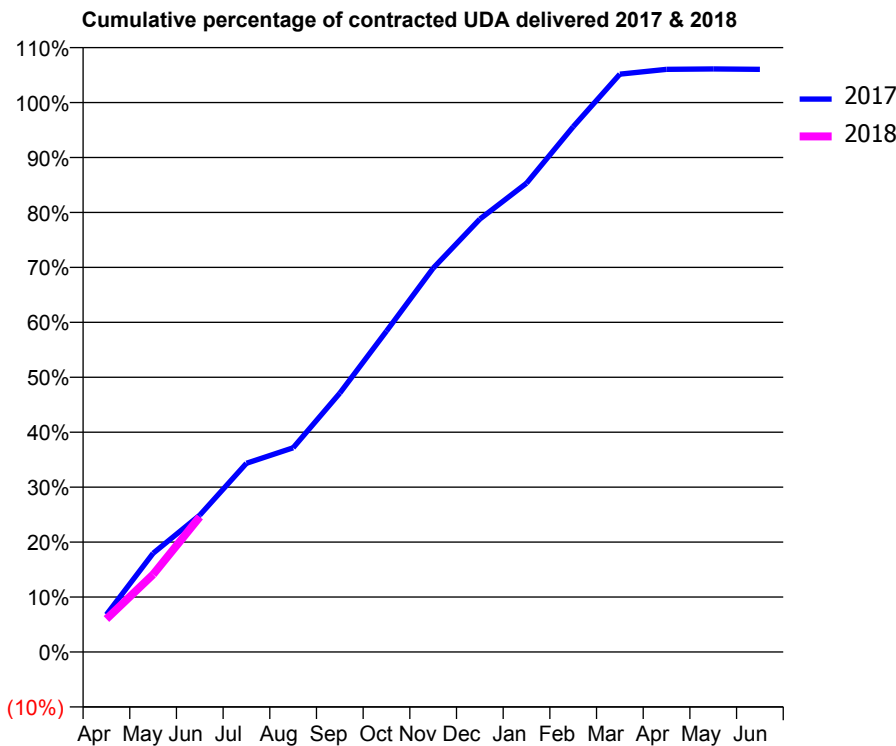
17/18 Contracted general activity (UDA)	20,556
Carry forward general activity (UDA)	0
17/18 Contracted orthodontic activity (UOA)	0
Carry forward orthodontic activity (UOA)	0
Baseline contract value	£495,650.31

ACCESS*

Patients seen in 24 months	Total	Change since previous quarter
Quarter ending June 2016	5,490	
Quarter ending September 2016	5,575	→
Quarter ending December 2016	5,726	↑
Quarter ending March 2017	5,737	→
Quarter ending June 2017	5,961	↑
Variance since June 2016	8.6%	↑



ACTIVITY



Month	Adjusted Scheduled Activity (UDA)	
	2017	2018
April	1,355	1,237
May	3,576	2,900
June	4,956	5,054
July	6,831	
August	7,392	
September	9,369	
October	11,615	
November	13,894	
December	15,669	
January	16,969	
February	19,015	
March	20,917	
April	21,087	
May	21,102	
June	21,089	

QUALITY

	Quantity	Base Number	Contract	LHB	Wales
% of FP17s for the same patient ID Re-attending within 3 months - Children	31	526	5.9%	7.4%	11.2%
% of FP17s for the same patient ID Re-attending within 3 months - Adults	185	1,731	10.7%	13.9%	16.4%
% of FP17s for the same patient ID Re-attending between 3 & 9 months - Children	310	526	58.9%	54.4%	58.1%
% of FP17s for the same patient ID Re-attending between 3 & 9 months - Adults	985	1,731	56.9%	53.8%	54.8%
% of FP17s for Band 1 Urgent Courses	132	2,191	6.0%	9.2%	9.2%
% of FP17s Relating to Free Repair or Replacements	10	2,191	0.5%	0.7%	0.8%
% of FP17s Relating to Continuations	10	2,191	0.5%	0.7%	0.9%
% of Patients satisfied with the dentistry they have received	29	32	90.6%	92.4%	92.1%
% of Patients satisfied with the time they had to wait for an appointment	30	32	93.8%	91.1%	87.5%

* This is based on patients treated on this contract for their most recent course of treatment. Figures in italics indicate the base number of FP17s or Patient Questionnaire responses are less than 100. N/A is shown where the base number of responses is less than 10 during the period. % is calculated as Quantity/Base number*100

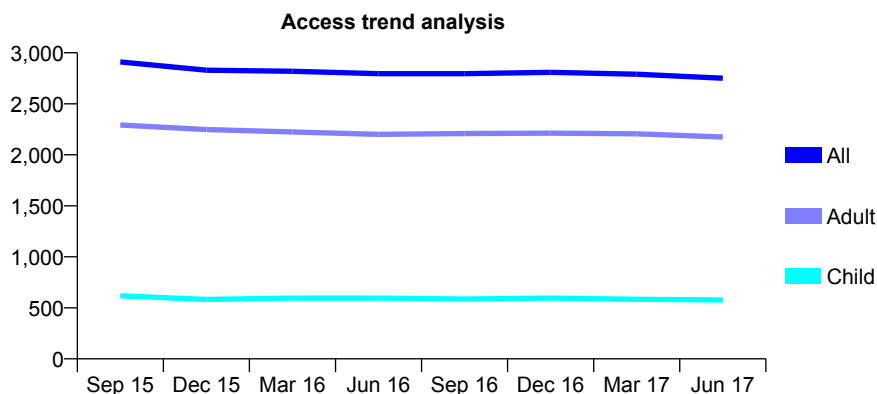
7A5 - Vital Signs At a Glance Contract Report for 925845/0001 - June 2017

Name or company name	MR TM DIN
Contract type name	GDS Contract
Purpose of contract	General
Contract start date	01/04/2006
Contract end date	

17/18 Contracted general activity (UDA)	7,558
Carry forward general activity (UDA)	0
17/18 Contracted orthodontic activity (UOA)	0
Carry forward orthodontic activity (UOA)	0
Baseline contract value	£182,681.80

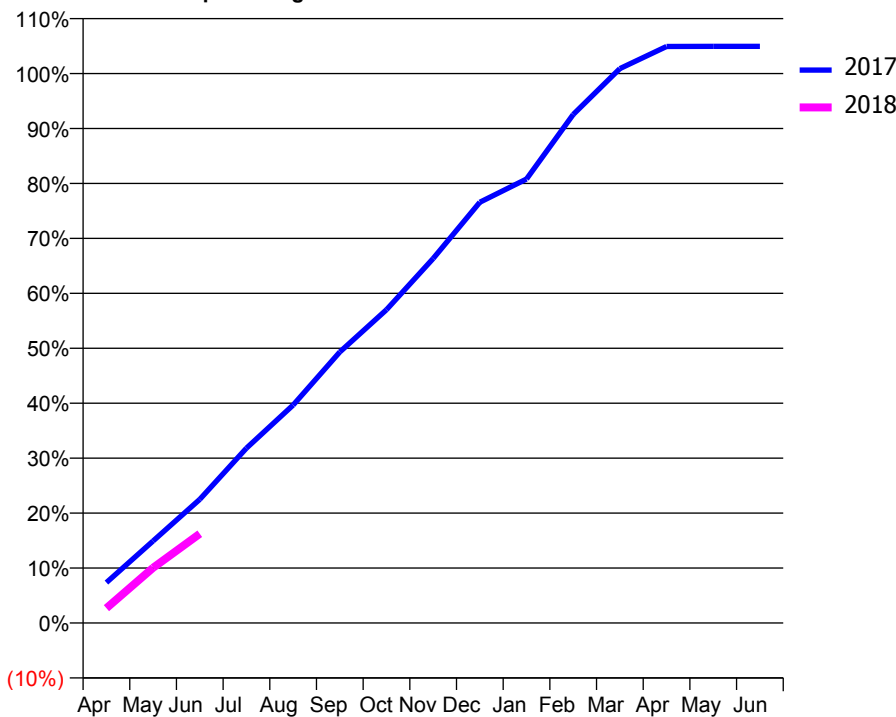
ACCESS*

Patients seen in 24 months	Total	Change since previous quarter
Quarter ending June 2016	2,795	
Quarter ending September 2016	2,795	→
Quarter ending December 2016	2,808	→
Quarter ending March 2017	2,790	→
Quarter ending June 2017	2,751	↓
Variance since June 2016	(1.6%)	↓



ACTIVITY

Cumulative percentage of contracted UDA delivered 2017 & 2018



Month	Adjusted Scheduled Activity (UDA)	
	2017	2018
April	556	205
May	1,130	760
June	1,701	1,228
July	2,405	
August	2,997	
September	3,727	
October	4,309	
November	5,013	
December	5,787	
January	6,107	
February	6,994	
March	7,626	
April	7,930	
May	7,932	
June	7,932	

QUALITY

	Quantity	Base Number	Contract	LHB	Wales
% of FP17s for the same patient ID Re-attending within 3 months - Children	6	184	3.3%	7.4%	11.2%
% of FP17s for the same patient ID Re-attending within 3 months - Adults	67	729	9.2%	13.9%	16.4%
% of FP17s for the same patient ID Re-attending between 3 & 9 months - Children	126	184	68.5%	54.4%	58.1%
% of FP17s for the same patient ID Re-attending between 3 & 9 months - Adults	369	729	50.6%	53.8%	54.8%
% of FP17s for Band 1 Urgent Courses	28	711	3.9%	9.2%	9.2%
% of FP17s Relating to Free Repair or Replacements	5	711	0.7%	0.7%	0.8%
% of FP17s Relating to Continuations	7	711	1.0%	0.7%	0.9%
% of Patients satisfied with the dentistry they have received	32	33	97.0%	92.4%	92.1%
% of Patients satisfied with the time they had to wait for an appointment	29	33	87.9%	91.1%	87.5%

* This is based on patients treated on this contract for their most recent course of treatment. Figures in italics indicate the base number of FP17s or Patient Questionnaire responses are less than 100. N/A is shown where the base number of responses is less than 10 during the period. % is calculated as Quantity/Base number*100

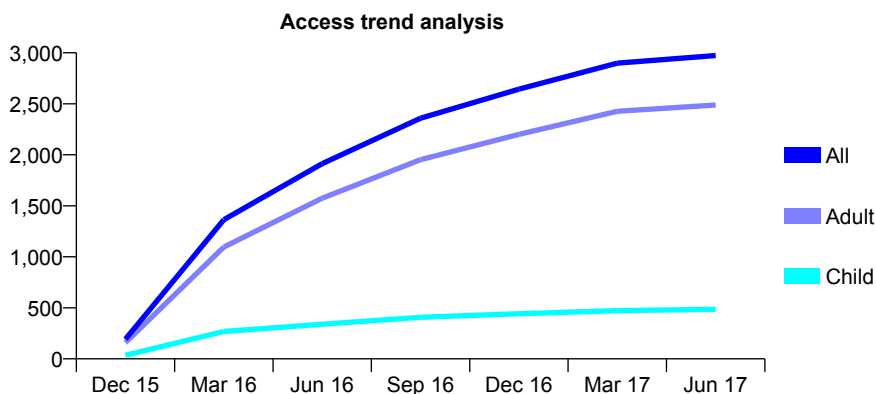
7A5 - Vital Signs At a Glance Contract Report for 976245/0001 - June 2017

Name or company name	MR PJ JONES
Contract type name	GDS Contract
Purpose of contract	General
Contract start date	16/11/2015
Contract end date	

17/18 Contracted general activity (UDA)	9,665
Carry forward general activity (UDA)	0
17/18 Contracted orthodontic activity (UOA)	0
Carry forward orthodontic activity (UOA)	0
Baseline contract value	£250,018.52

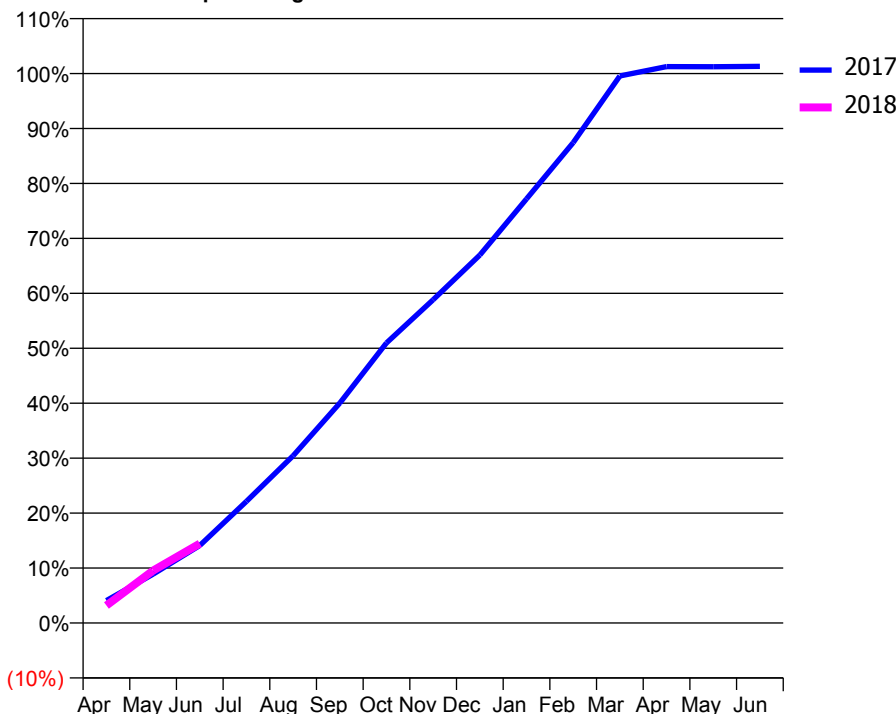
ACCESS*

Patients seen in 24 months	Total	Change since previous quarter
Quarter ending June 2016	1,913	
Quarter ending September 2016	2,359	↑
Quarter ending December 2016	2,644	↑
Quarter ending March 2017	2,899	↑
Quarter ending June 2017	2,973	↑
Variance since June 2016	55.4%	↑



ACTIVITY

Cumulative percentage of contracted UDA delivered 2017 & 2018



Adjusted Scheduled Activity (UDA)

Month	2017	2018
April	396	309
May	860	924
June	1,365	1,396
July	2,141	
August	2,942	
September	3,868	
October	4,928	
November	5,686	
December	6,471	
January	7,459	
February	8,449	
March	9,622	
April	9,786	
May	9,783	
June	9,790	

QUALITY

	Quantity	Base Number	Contract	LHB	Wales
% of FP17s for the same patient ID Re-attending within 3 months - Children	11	133	8.3%	7.4%	11.2%
% of FP17s for the same patient ID Re-attending within 3 months - Adults	57	646	8.8%	13.9%	16.4%
% of FP17s for the same patient ID Re-attending between 3 & 9 months - Children	81	133	60.9%	54.4%	58.1%
% of FP17s for the same patient ID Re-attending between 3 & 9 months - Adults	404	646	62.5%	53.8%	54.8%
% of FP17s for Band 1 Urgent Courses	72	670	10.7%	9.2%	9.2%
% of FP17s Relating to Free Repair or Replacements	6	670	0.9%	0.7%	0.8%
% of FP17s Relating to Continuations	0	670	0.0%	0.7%	0.9%
% of Patients satisfied with the dentistry they have received	27	28	96.4%	92.4%	92.1%
% of Patients satisfied with the time they had to wait for an appointment	27	28	96.4%	91.1%	87.5%

* This is based on patients treated on this contract for their most recent course of treatment. Figures in italics indicate the base number of FP17s or Patient Questionnaire responses are less than 100. N/A is shown where the base number of responses is less than 10 during the period. % is calculated as Quantity/Base number*100

7A6 - Vital Signs At a Glance Contract Report for 100360/0000 - June 2017


Name or company name	Blackwood Dental Centre.
Contract type name	PDS Contract
Purpose of contract	General
Contract start date	01/04/2017
Contract end date	31/03/2019

17/18 Contracted general activity (UDA)	1,600
Carry forward general activity (UDA)	0
17/18 Contracted orthodontic activity (UOA)	0
Carry forward orthodontic activity (UOA)	0
Baseline contract value	£42,199.04

ACCESS*

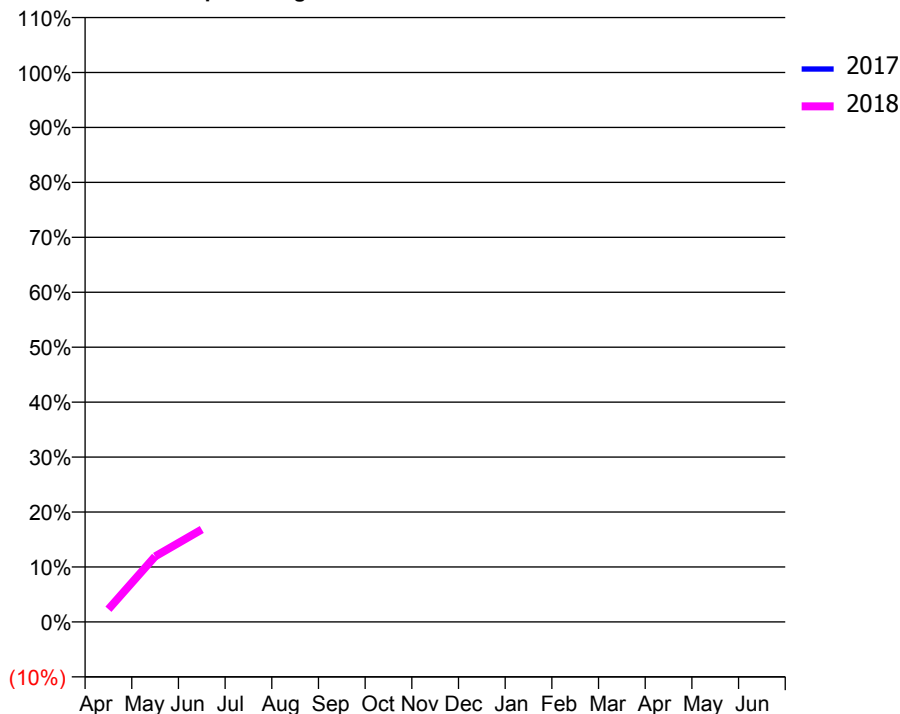
Patients seen in 24 months	Total	Change since previous quarter
Quarter ending June 2016	0	
Quarter ending September 2016	0	
Quarter ending December 2016	0	
Quarter ending March 2017	0	
Quarter ending June 2017	116	↑
Variance since June 2016	N/A	

Access trend analysis



ACTIVITY

Cumulative percentage of contracted UDA delivered 2017 & 2018



Adjusted Scheduled Activity (UDA)

Month	2017	2018
April	0	37
May	0	191
June	0	269
July	0	
August	0	
September	0	
October	0	
November	0	
December	0	
January	0	
February	0	
March	0	
April	0	
May	0	
June	0	

QUALITY

	Quantity	Base Number	Contract	LHB	Wales
% of FP17s for the same patient ID Re-attending within 3 months - Children	0	20	0.0%	8.5%	11.2%
% of FP17s for the same patient ID Re-attending within 3 months - Adults	3	72	4.2%	15.1%	16.4%
% of FP17s for the same patient ID Re-attending between 3 & 9 months - Children	0	20	0.0%	56.6%	58.1%
% of FP17s for the same patient ID Re-attending between 3 & 9 months - Adults	0	72	0.0%	54.1%	54.8%
% of FP17s for Band 1 Urgent Courses	6	92	6.5%	9.4%	9.2%
% of FP17s Relating to Free Repair or Replacements	0	92	0.0%	0.8%	0.8%
% of FP17s Relating to Continuations	1	92	1.1%	0.8%	0.9%
% of Patients satisfied with the dentistry they have received	0	0	N/A	91.4%	92.1%
% of Patients satisfied with the time they had to wait for an appointment	0	0	N/A	86.0%	87.5%

* This is based on patients treated on this contract for their most recent course of treatment. Figures in italics indicate the base number of FP17s or Patient Questionnaire responses are less than 100. N/A is shown where the base number of responses is less than 10 during the period. % is calculated as Quantity/Base number*100


7A6 - Vital Signs At a Glance Contract Report for 100361/0000 - June 2017

Name or company name	Ali Jahanfar & Regina Appah
Contract type name	PDS Contract
Purpose of contract	General
Contract start date	01/04/2017
Contract end date	31/03/2019

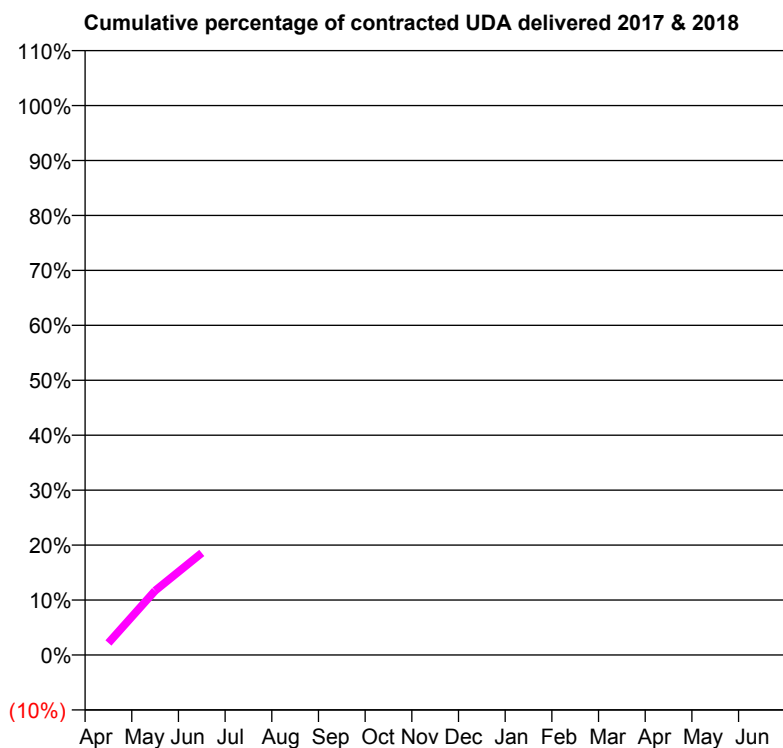
17/18 Contracted general activity (UDA)	1,600
Carry forward general activity (UDA)	0
17/18 Contracted orthodontic activity (UOA)	0
Carry forward orthodontic activity (UOA)	0
Baseline contract value	£42,199.04

ACCESS*

Patients seen in 24 months	Total	Change since previous quarter
Quarter ending June 2016	0	
Quarter ending September 2016	0	
Quarter ending December 2016	0	
Quarter ending March 2017	0	
Quarter ending June 2017	223	↑
Variance since June 2016	N/A	



ACTIVITY



Month	Adjusted Scheduled Activity (UDA)	
	2017	2018
April	0	35
May	0	187
June	0	297
July	0	
August	0	
September	0	
October	0	
November	0	
December	0	
January	0	
February	0	
March	0	
April	0	
May	0	
June	0	

QUALITY

	Quantity	Base Number	Contract	LHB	Wales
% of FP17s for the same patient ID Re-attending within 3 months - Children	0	74	0.0%	8.5%	11.2%
% of FP17s for the same patient ID Re-attending within 3 months - Adults	0	99	0.0%	15.1%	16.4%
% of FP17s for the same patient ID Re-attending between 3 & 9 months - Children	0	74	0.0%	56.6%	58.1%
% of FP17s for the same patient ID Re-attending between 3 & 9 months - Adults	0	99	0.0%	54.1%	54.8%
% of FP17s for Band 1 Urgent Courses	2	173	1.2%	9.4%	9.2%
% of FP17s Relating to Free Repair or Replacements	0	173	0.0%	0.8%	0.8%
% of FP17s Relating to Continuations	0	173	0.0%	0.8%	0.9%
% of Patients satisfied with the dentistry they have received	0	0	N/A	91.4%	92.1%
% of Patients satisfied with the time they had to wait for an appointment	0	0	N/A	86.0%	87.5%

* This is based on patients treated on this contract for their most recent course of treatment. Figures in italics indicate the base number of FP17s or Patient Questionnaire responses are less than 100. N/A is shown where the base number of responses is less than 10 during the period. % is calculated as Quantity/Base number*100

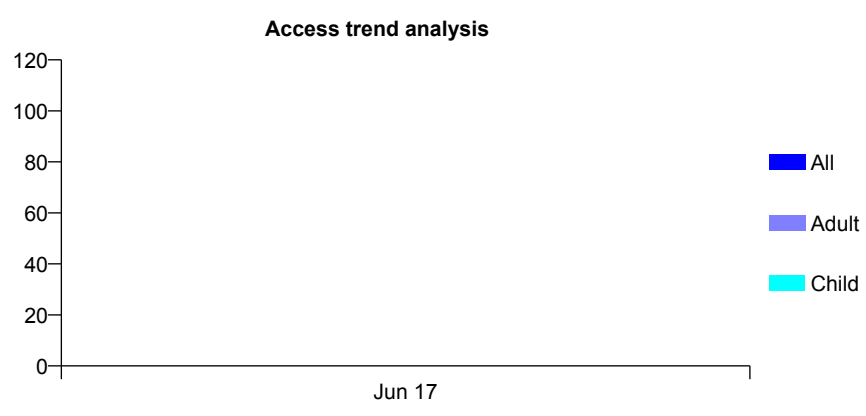
7A6 - Vital Signs At a Glance Contract Report for 100362/0000 - June 2017

Name or company name	Cwmbran Dental Spa
Contract type name	PDS Contract
Purpose of contract	General
Contract start date	01/04/2017
Contract end date	31/03/2019

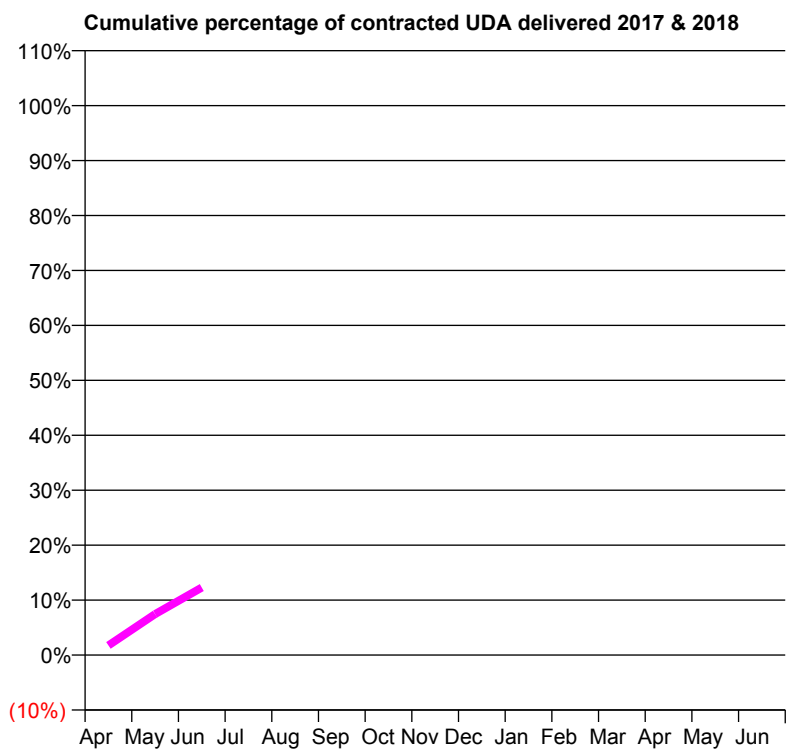
17/18 Contracted general activity (UDA)	1,600
Carry forward general activity (UDA)	0
17/18 Contracted orthodontic activity (UOA)	0
Carry forward orthodontic activity (UOA)	0
Baseline contract value	£42,199.04

ACCESS*

Patients seen in 24 months	Total	Change since previous quarter
Quarter ending June 2016	0	
Quarter ending September 2016	0	
Quarter ending December 2016	0	
Quarter ending March 2017	0	
Quarter ending June 2017	103	↑
Variance since June 2016	N/A	



ACTIVITY



Month	Adjusted Scheduled Activity (UDA)	
	2017	2018
April	0	28
May	0	119
June	0	197
July	0	
August	0	
September	0	
October	0	
November	0	
December	0	
January	0	
February	0	
March	0	
April	0	
May	0	
June	0	

QUALITY

	Quantity	Base Number	Contract	LHB	Wales
% of FP17s for the same patient ID Re-attending within 3 months - Children	0	29	0.0%	8.5%	11.2%
% of FP17s for the same patient ID Re-attending within 3 months - Adults	0	67	0.0%	15.1%	16.4%
% of FP17s for the same patient ID Re-attending between 3 & 9 months - Children	0	29	0.0%	56.6%	58.1%
% of FP17s for the same patient ID Re-attending between 3 & 9 months - Adults	0	67	0.0%	54.1%	54.8%
% of FP17s for Band 1 Urgent Courses	18	96	18.8%	9.4%	9.2%
% of FP17s Relating to Free Repair or Replacements	0	96	0.0%	0.8%	0.8%
% of FP17s Relating to Continuations	0	96	0.0%	0.8%	0.9%
% of Patients satisfied with the dentistry they have received	0	0	N/A	91.4%	92.1%
% of Patients satisfied with the time they had to wait for an appointment	0	0	N/A	86.0%	87.5%

* This is based on patients treated on this contract for their most recent course of treatment. Figures in italics indicate the base number of FP17s or Patient Questionnaire responses are less than 100. N/A is shown where the base number of responses is less than 10 during the period. % is calculated as Quantity/Base number*100

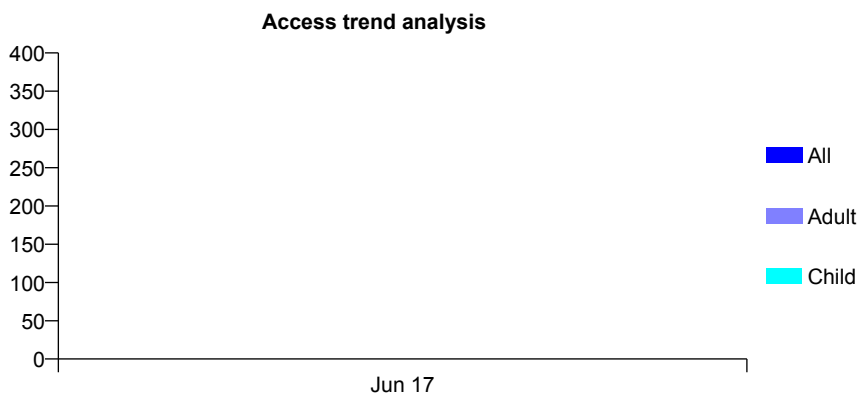
7A6 - Vital Signs At a Glance Contract Report for 100363/0000 - June 2017

Name or company name	Grove Surgery Ltd
Contract type name	PDS Contract
Purpose of contract	General
Contract start date	01/04/2017
Contract end date	31/03/2019

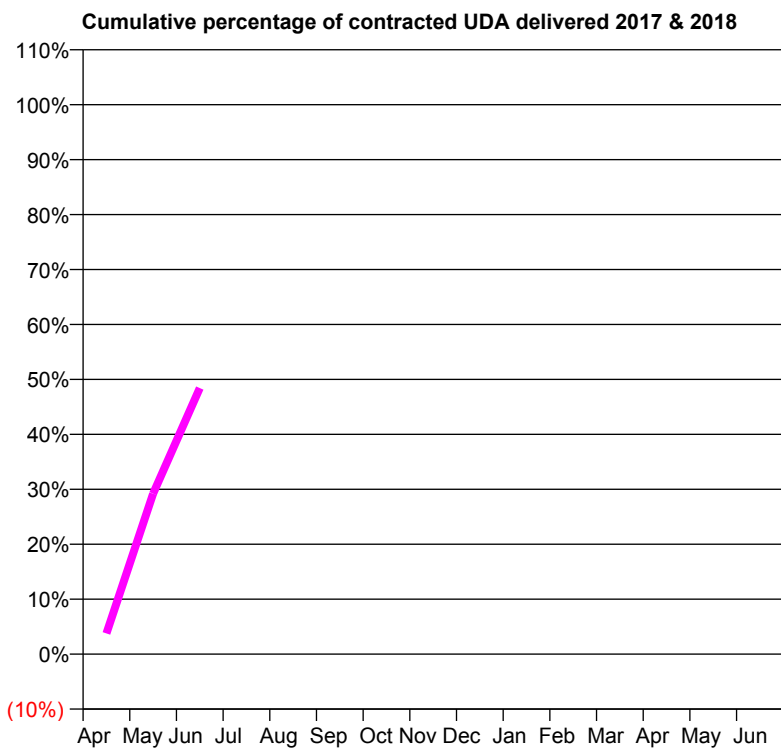
17/18 Contracted general activity (UDA)	1,600
Carry forward general activity (UDA)	0
17/18 Contracted orthodontic activity (UOA)	0
Carry forward orthodontic activity (UOA)	0
Baseline contract value	£42,199.04

ACCESS*

Patients seen in 24 months	Total	Change since previous quarter
Quarter ending June 2016	0	
Quarter ending September 2016	0	
Quarter ending December 2016	0	
Quarter ending March 2017	0	
Quarter ending June 2017	367	↑
Variance since June 2016	N/A	



ACTIVITY



Month	Adjusted Scheduled Activity (UDA)	
	2017	2018
April	0	60
May	0	467
June	0	775
July	0	
August	0	
September	0	
October	0	
November	0	
December	0	
January	0	
February	0	
March	0	
April	0	
May	0	
June	0	

QUALITY

	Quantity	Base Number	Contract	LHB	Wales
% of FP17s for the same patient ID Re-attending within 3 months - Children	3	105	2.9%	8.5%	11.2%
% of FP17s for the same patient ID Re-attending within 3 months - Adults	11	234	4.7%	15.1%	16.4%
% of FP17s for the same patient ID Re-attending between 3 & 9 months - Children	0	105	0.0%	56.6%	58.1%
% of FP17s for the same patient ID Re-attending between 3 & 9 months - Adults	0	234	0.0%	54.1%	54.8%
% of FP17s for Band 1 Urgent Courses	54	339	15.9%	9.4%	9.2%
% of FP17s Relating to Free Repair or Replacements	0	339	0.0%	0.8%	0.8%
% of FP17s Relating to Continuations	1	339	0.3%	0.8%	0.9%
% of Patients satisfied with the dentistry they have received	0	0	N/A	91.4%	92.1%
% of Patients satisfied with the time they had to wait for an appointment	0	0	N/A	86.0%	87.5%

* This is based on patients treated on this contract for their most recent course of treatment. Figures in italics indicate the base number of FP17s or Patient Questionnaire responses are less than 100. N/A is shown where the base number of responses is less than 10 during the period. % is calculated as Quantity/Base number*100

7A6 - Vital Signs At a Glance Contract Report for 100364/0000 - June 2017


Name or company name	MR JD COOK
Contract type name	PDS Contract
Purpose of contract	General
Contract start date	01/04/2017
Contract end date	31/03/2019

17/18 Contracted general activity (UDA)	1,600
Carry forward general activity (UDA)	0
17/18 Contracted orthodontic activity (UOA)	0
Carry forward orthodontic activity (UOA)	0
Baseline contract value	£42,199.04

ACCESS*

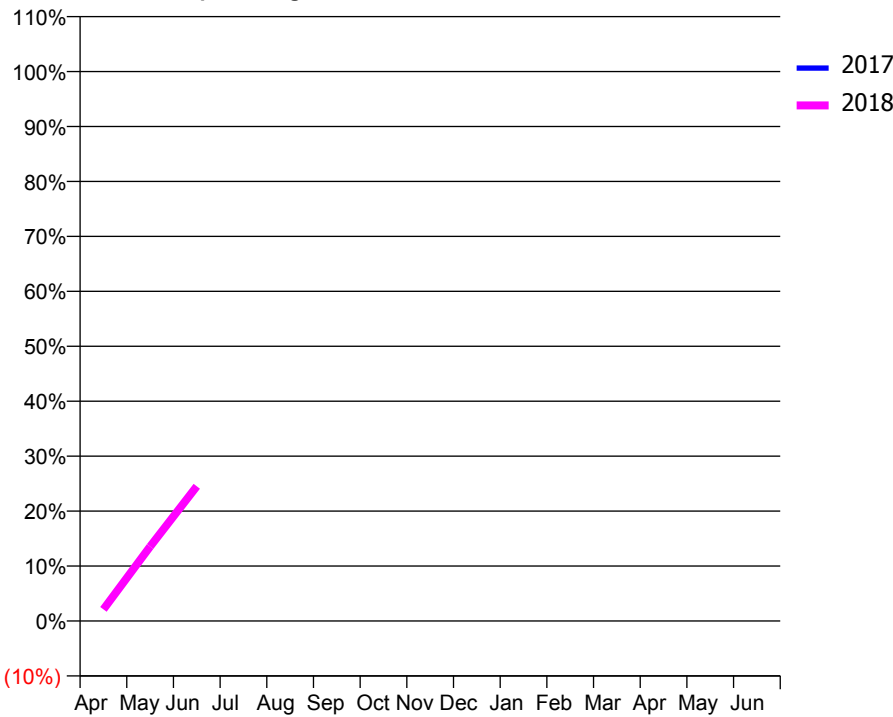
Patients seen in 24 months	Total	Change since previous quarter
Quarter ending June 2016	0	
Quarter ending September 2016	0	
Quarter ending December 2016	0	
Quarter ending March 2017	0	
Quarter ending June 2017	220	↑
Variance since June 2016	N/A	

Access trend analysis



ACTIVITY

Cumulative percentage of contracted UDA delivered 2017 & 2018



Month	Adjusted Scheduled Activity (UDA)	
	2017	2018
April	0	34
May	0	217
June	0	392
July	0	
August	0	
September	0	
October	0	
November	0	
December	0	
January	0	
February	0	
March	0	
April	0	
May	0	
June	0	

QUALITY

	Quantity	Base Number	Contract	LHB	Wales
% of FP17s for the same patient ID Re-attending within 3 months - Children	0	70	0.0%	8.5%	11.2%
% of FP17s for the same patient ID Re-attending within 3 months - Adults	0	86	0.0%	15.1%	16.4%
% of FP17s for the same patient ID Re-attending between 3 & 9 months - Children	0	70	0.0%	56.6%	58.1%
% of FP17s for the same patient ID Re-attending between 3 & 9 months - Adults	0	86	0.0%	54.1%	54.8%
% of FP17s for Band 1 Urgent Courses	6	156	3.8%	9.4%	9.2%
% of FP17s Relating to Free Repair or Replacements	0	156	0.0%	0.8%	0.8%
% of FP17s Relating to Continuations	0	156	0.0%	0.8%	0.9%
% of Patients satisfied with the dentistry they have received	4	4	N/A	91.4%	92.1%
% of Patients satisfied with the time they had to wait for an appointment	4	4	N/A	86.0%	87.5%

* This is based on patients treated on this contract for their most recent course of treatment. Figures in italics indicate the base number of FP17s or Patient Questionnaire responses are less than 100. N/A is shown where the base number of responses is less than 10 during the period. % is calculated as Quantity/Base number*100

7A6 - Vital Signs At a Glance Contract Report for 100366/0000 - June 2017


Name or company name	Newport Dental Care Partnership
Contract type name	PDS Contract
Purpose of contract	General
Contract start date	01/04/2017
Contract end date	31/03/2019

17/18 Contracted general activity (UDA)	1,600
Carry forward general activity (UDA)	0
17/18 Contracted orthodontic activity (UOA)	0
Carry forward orthodontic activity (UOA)	0
Baseline contract value	£42,199.04

ACCESS*

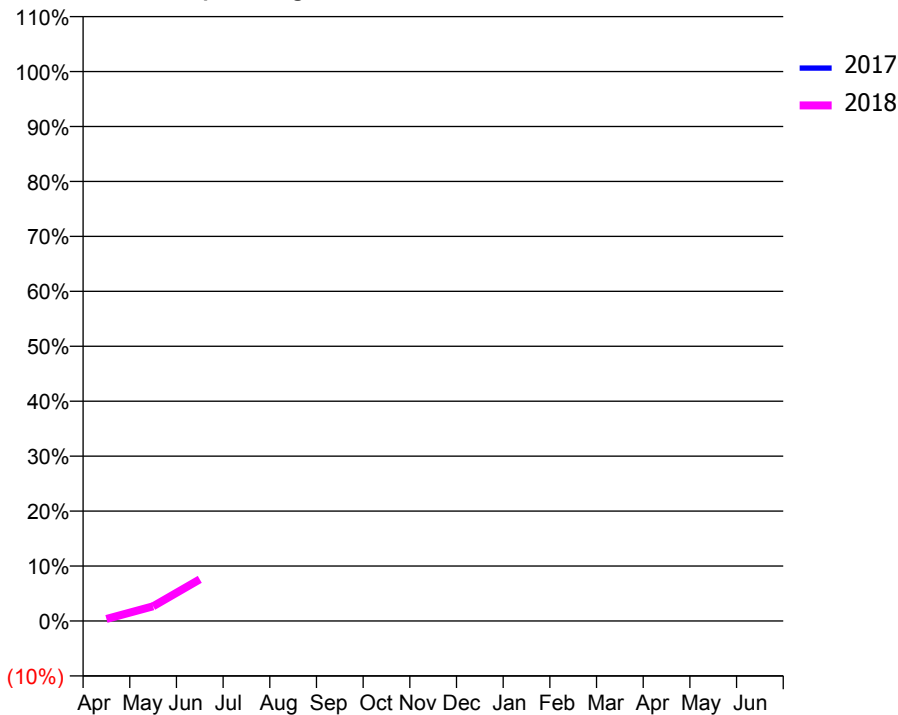
Patients seen in 24 months	Total	Change since previous quarter
Quarter ending June 2016	0	
Quarter ending September 2016	0	
Quarter ending December 2016	0	
Quarter ending March 2017	0	
Quarter ending June 2017	99	↑
Variance since June 2016	N/A	

Access trend analysis



ACTIVITY

Cumulative percentage of contracted UDA delivered 2017 & 2018



Month	Adjusted Scheduled Activity (UDA)	
	2017	2018
April	0	6
May	0	43
June	0	121
July	0	
August	0	
September	0	
October	0	
November	0	
December	0	
January	0	
February	0	
March	0	
April	0	
May	0	
June	0	

QUALITY

	Quantity	Base Number	Contract	LHB	Wales
% of FP17s for the same patient ID Re-attending within 3 months - Children	0	29	0.0%	8.5%	11.2%
% of FP17s for the same patient ID Re-attending within 3 months - Adults	0	34	0.0%	15.1%	16.4%
% of FP17s for the same patient ID Re-attending between 3 & 9 months - Children	0	29	0.0%	56.6%	58.1%
% of FP17s for the same patient ID Re-attending between 3 & 9 months - Adults	0	34	0.0%	54.1%	54.8%
% of FP17s for Band 1 Urgent Courses	1	63	1.6%	9.4%	9.2%
% of FP17s Relating to Free Repair or Replacements	0	63	0.0%	0.8%	0.8%
% of FP17s Relating to Continuations	0	63	0.0%	0.8%	0.9%
% of Patients satisfied with the dentistry they have received	0	0	N/A	91.4%	92.1%
% of Patients satisfied with the time they had to wait for an appointment	0	0	N/A	86.0%	87.5%

* This is based on patients treated on this contract for their most recent course of treatment. Figures in italics indicate the base number of FP17s or Patient Questionnaire responses are less than 100. N/A is shown where the base number of responses is less than 10 during the period. % is calculated as Quantity/Base number*100

7A6 - Vital Signs At a Glance Contract Report for 100379/0000 - June 2017


Name or company name	MR S BAKER
Contract type name	GDS Contract
Purpose of contract	General
Contract start date	22/03/2017
Contract end date	

17/18 Contracted general activity (UDA)	1,715
Carry forward general activity (UDA)	0
17/18 Contracted orthodontic activity (UOA)	0
Carry forward orthodontic activity (UOA)	0
Baseline contract value	£73,767.36

ACCESS*

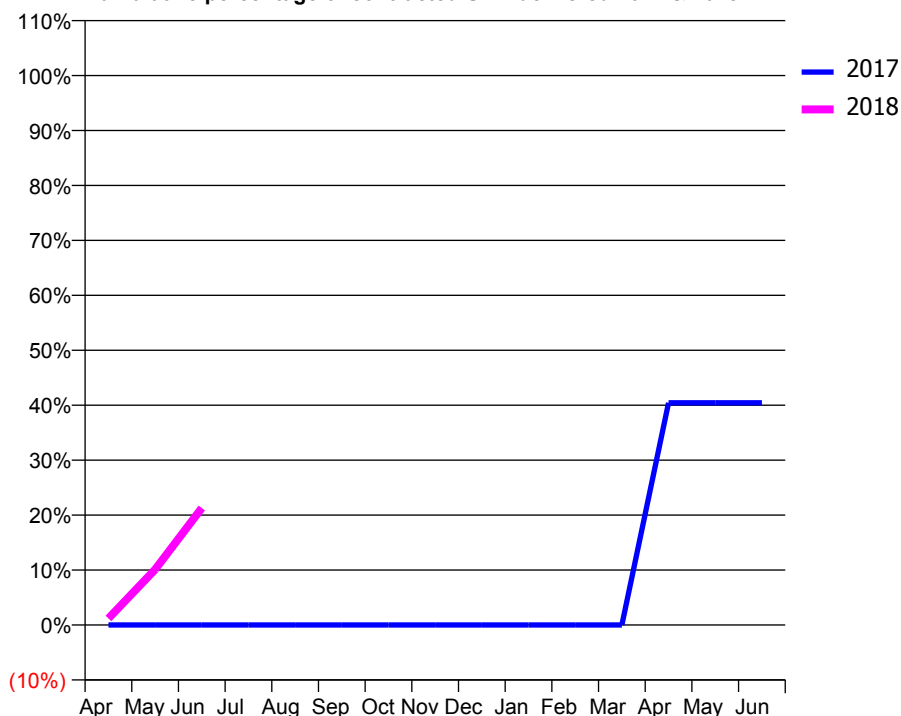
Patients seen in 24 months	Total	Change since previous quarter
Quarter ending June 2016	0	
Quarter ending September 2016	0	
Quarter ending December 2016	0	
Quarter ending March 2017	0	
Quarter ending June 2017	250	↑
Variance since June 2016	N/A	

Access trend analysis



ACTIVITY

Cumulative percentage of contracted UDA delivered 2017 & 2018



Adjusted Scheduled Activity (UDA)

Month	2017	2018
April	0	21
May	0	173
June	0	365
July	0	
August	0	
September	0	
October	0	
November	0	
December	0	
January	0	
February	0	
March	0	
April	19	
May	19	
June	19	

QUALITY

	Quantity	Base Number	Contract	LHB	Wales
% of FP17s for the same patient ID Re-attending within 3 months - Children	2	88	2.3%	8.5%	11.2%
% of FP17s for the same patient ID Re-attending within 3 months - Adults	9	127	7.1%	15.1%	16.4%
% of FP17s for the same patient ID Re-attending between 3 & 9 months - Children	0	88	0.0%	56.6%	58.1%
% of FP17s for the same patient ID Re-attending between 3 & 9 months - Adults	0	127	0.0%	54.1%	54.8%
% of FP17s for Band 1 Urgent Courses	16	197	8.1%	9.4%	9.2%
% of FP17s Relating to Free Repair or Replacements	1	197	0.5%	0.8%	0.8%
% of FP17s Relating to Continuations	1	197	0.5%	0.8%	0.9%
% of Patients satisfied with the dentistry they have received	0	0	N/A	91.4%	92.1%
% of Patients satisfied with the time they had to wait for an appointment	0	0	N/A	86.0%	87.5%

* This is based on patients treated on this contract for their most recent course of treatment. Figures in italics indicate the base number of FP17s or Patient Questionnaire responses are less than 100. N/A is shown where the base number of responses is less than 10 during the period. % is calculated as Quantity/Base number*100

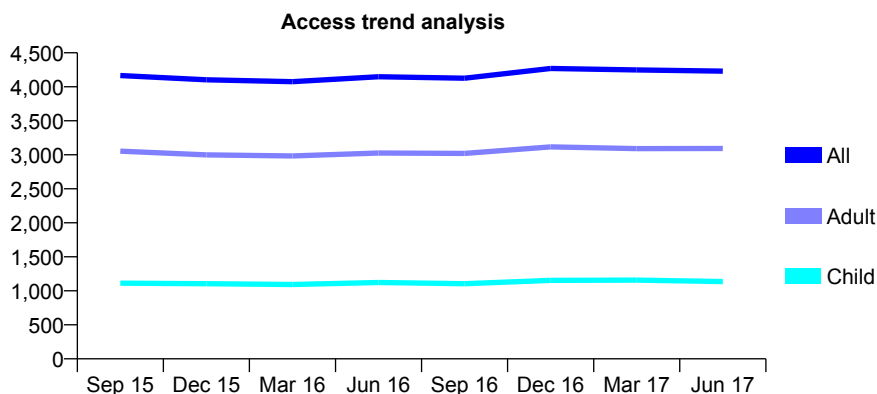
7A6 - Vital Signs At a Glance Contract Report for 101281/0135 - June 2017

Name or company name	OASIS DENTAL CARE LTD
Contract type name	GDS Contract
Purpose of contract	General
Contract start date	01/04/2006
Contract end date	

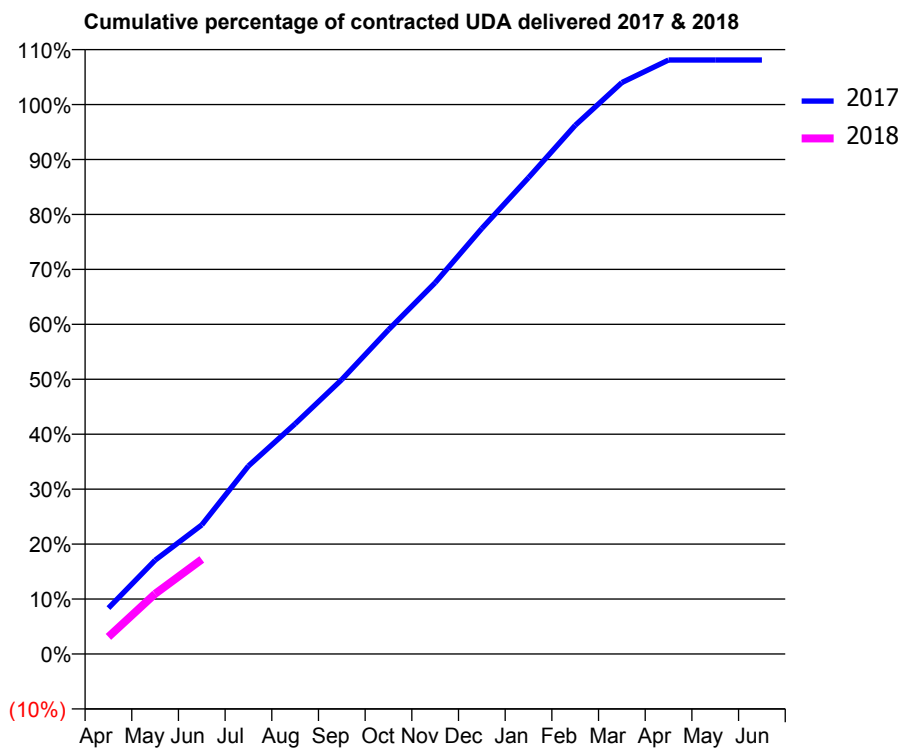
17/18 Contracted general activity (UDA)	16,432
Carry forward general activity (UDA)	0
17/18 Contracted orthodontic activity (UOA)	0
Carry forward orthodontic activity (UOA)	0
Baseline contract value	£407,632.01

ACCESS*

Patients seen in 24 months	Total	Change since previous quarter
Quarter ending June 2016	4,148	
Quarter ending September 2016	4,126	→
Quarter ending December 2016	4,269	↑
Quarter ending March 2017	4,248	→
Quarter ending June 2017	4,230	→
Variance since June 2016	2.0%	→



ACTIVITY



Month	Adjusted Scheduled Activity (UDA)	
	2017	2018
April	1,374	512
May	2,806	1,801
June	3,861	2,831
July	5,624	
August	6,883	
September	8,209	
October	9,697	
November	11,104	
December	12,726	
January	14,244	
February	15,807	
March	17,088	
April	17,761	
May	17,762	
June	17,762	

QUALITY

	Quantity	Base Number	Contract	LHB	Wales
% of FP17s for the same patient ID Re-attending within 3 months - Children	29	433	6.7%	8.5%	11.2%
% of FP17s for the same patient ID Re-attending within 3 months - Adults	164	1,115	14.7%	15.1%	16.4%
% of FP17s for the same patient ID Re-attending between 3 & 9 months - Children	312	433	72.1%	56.6%	58.1%
% of FP17s for the same patient ID Re-attending between 3 & 9 months - Adults	753	1,115	67.5%	54.1%	54.8%
% of FP17s for Band 1 Urgent Courses	78	1,284	6.1%	9.4%	9.2%
% of FP17s Relating to Free Repair or Replacements	18	1,284	1.4%	0.8%	0.8%
% of FP17s Relating to Continuations	9	1,284	0.7%	0.8%	0.9%
% of Patients satisfied with the dentistry they have received	15	17	88.2%	91.4%	92.1%
% of Patients satisfied with the time they had to wait for an appointment	13	17	76.5%	86.0%	87.5%

* This is based on patients treated on this contract for their most recent course of treatment. Figures in italics indicate the base number of FP17s or Patient Questionnaire responses are less than 100. N/A is shown where the base number of responses is less than 10 during the period. % is calculated as Quantity/Base number*100

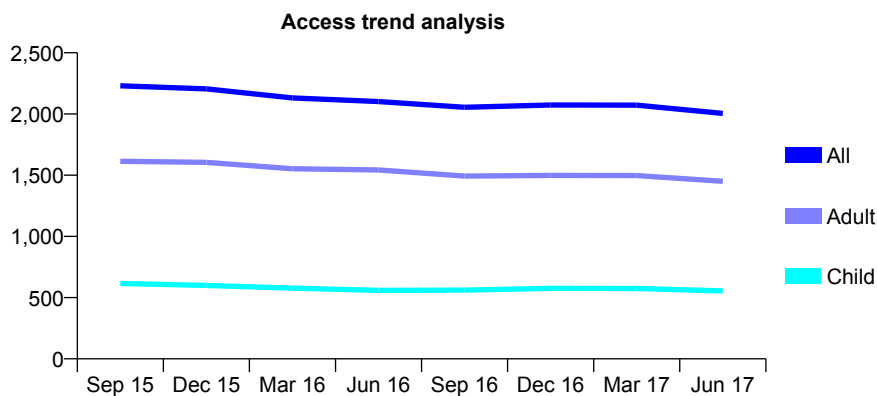
7A6 - Vital Signs At a Glance Contract Report for 101281/0136 - June 2017

Name or company name	OASIS DENTAL CARE LTD
Contract type name	GDS Contract
Purpose of contract	General
Contract start date	01/04/2006
Contract end date	

17/18 Contracted general activity (UDA)	6,487
Carry forward general activity (UDA)	0
17/18 Contracted orthodontic activity (UOA)	0
Carry forward orthodontic activity (UOA)	0
Baseline contract value	£163,548.31

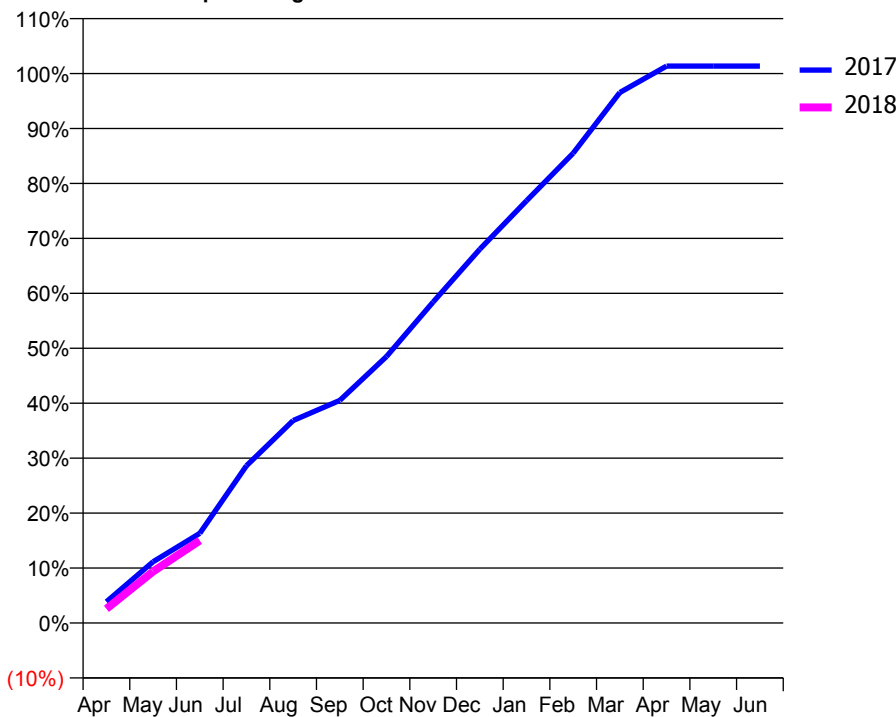
ACCESS*

Patients seen in 24 months	Total	Change since previous quarter
Quarter ending June 2016	2,102	
Quarter ending September 2016	2,055	↓
Quarter ending December 2016	2,074	→
Quarter ending March 2017	2,072	→
Quarter ending June 2017	2,005	↓
Variance since June 2016	(4.6%)	↓



ACTIVITY

Cumulative percentage of contracted UDA delivered 2017 & 2018



Month	Adjusted Scheduled Activity (UDA)	
	2017	2018
April	252	167
May	724	609
June	1,059	973
July	1,857	
August	2,390	
September	2,629	
October	3,147	
November	3,789	
December	4,413	
January	4,985	
February	5,547	
March	6,263	
April	6,575	
May	6,575	
June	6,575	

QUALITY

	Quantity	Base Number	Contract	LHB	Wales
% of FP17s for the same patient ID Re-attending within 3 months - Children	16	194	8.2%	8.5%	11.2%
% of FP17s for the same patient ID Re-attending within 3 months - Adults	94	497	18.9%	15.1%	16.4%
% of FP17s for the same patient ID Re-attending between 3 & 9 months - Children	126	194	64.9%	56.6%	58.1%
% of FP17s for the same patient ID Re-attending between 3 & 9 months - Adults	296	497	59.6%	54.1%	54.8%
% of FP17s for Band 1 Urgent Courses	65	566	11.5%	9.4%	9.2%
% of FP17s Relating to Free Repair or Replacements	4	566	0.7%	0.8%	0.8%
% of FP17s Relating to Continuations	5	566	0.9%	0.8%	0.9%
% of Patients satisfied with the dentistry they have received	10	12	83.3%	91.4%	92.1%
% of Patients satisfied with the time they had to wait for an appointment	10	12	83.3%	86.0%	87.5%

* This is based on patients treated on this contract for their most recent course of treatment. Figures in italics indicate the base number of FP17s or Patient Questionnaire responses are less than 100. N/A is shown where the base number of responses is less than 10 during the period. % is calculated as Quantity/Base number*100

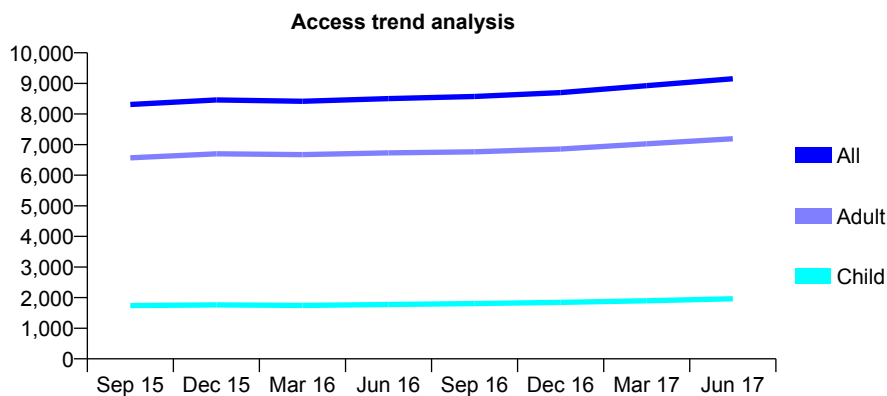
7A6 - Vital Signs At a Glance Contract Report for 101281/0160 - June 2017

Name or company name	OASIS DENTAL CARE LTD
Contract type name	GDS Contract
Purpose of contract	General
Contract start date	01/09/2006
Contract end date	

17/18 Contracted general activity (UDA)	25,813
Carry forward general activity (UDA)	0
17/18 Contracted orthodontic activity (UOA)	0
Carry forward orthodontic activity (UOA)	0
Baseline contract value	£592,076.27

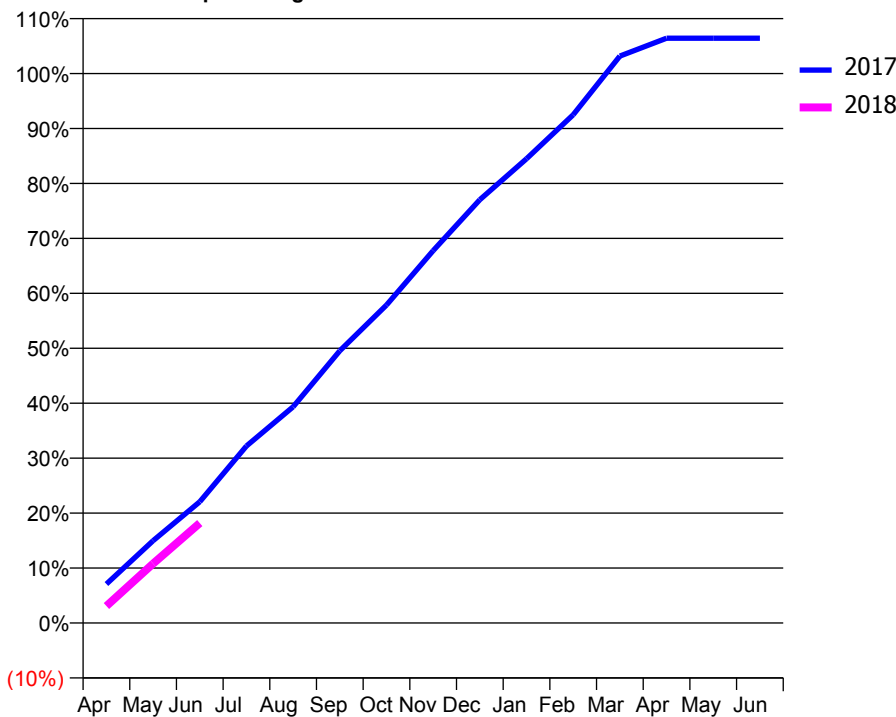
ACCESS*

Patients seen in 24 months	Total	Change since previous quarter
Quarter ending June 2016	8,504	
Quarter ending September 2016	8,571	→
Quarter ending December 2016	8,701	→
Quarter ending March 2017	8,924	↑
Quarter ending June 2017	9,154	↑
Variance since June 2016	7.6%	↑



ACTIVITY

Cumulative percentage of contracted UDA delivered 2017 & 2018



Adjusted Scheduled Activity (UDA)

Month	2017	2018
April	1,834	801
May	3,867	2,789
June	5,696	4,693
July	8,315	
August	10,156	
September	12,789	
October	14,937	
November	17,494	
December	19,882	
January	21,807	
February	23,877	
March	26,632	
April	27,469	
May	27,471	
June	27,472	

QUALITY

	Quantity	Base Number	Contract	LHB	Wales
% of FP17s for the same patient ID Re-attending within 3 months - Children	29	660	4.4%	8.5%	11.2%
% of FP17s for the same patient ID Re-attending within 3 months - Adults	393	2,495	15.8%	15.1%	16.4%
% of FP17s for the same patient ID Re-attending between 3 & 9 months - Children	379	660	57.4%	56.6%	58.1%
% of FP17s for the same patient ID Re-attending between 3 & 9 months - Adults	1,460	2,495	58.5%	54.1%	54.8%
% of FP17s for Band 1 Urgent Courses	236	2,669	8.8%	9.4%	9.2%
% of FP17s Relating to Free Repair or Replacements	13	2,669	0.5%	0.8%	0.8%
% of FP17s Relating to Continuations	59	2,669	2.2%	0.8%	0.9%
% of Patients satisfied with the dentistry they have received	26	28	92.9%	91.4%	92.1%
% of Patients satisfied with the time they had to wait for an appointment	19	28	67.9%	86.0%	87.5%

* This is based on patients treated on this contract for their most recent course of treatment. Figures in italics indicate the base number of FP17s or Patient Questionnaire responses are less than 100. N/A is shown where the base number of responses is less than 10 during the period. % is calculated as Quantity/Base number*100

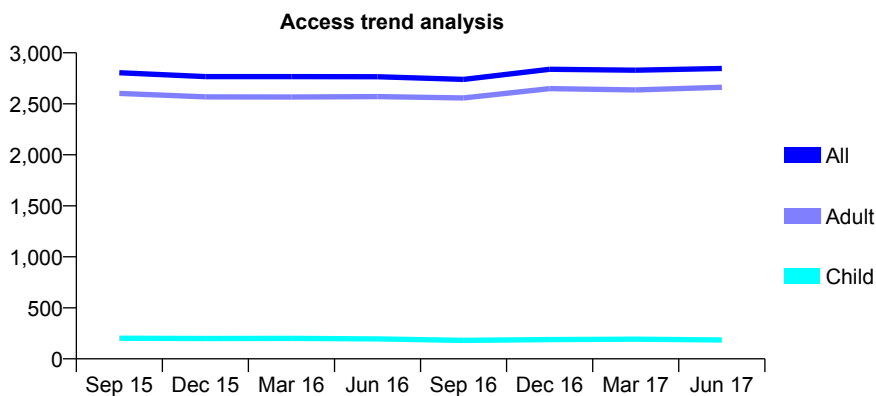
7A6 - Vital Signs At a Glance Contract Report for 107123/0006 - June 2017

Name or company name	Aneurin Bevan Health Board (Out of Hours)
Contract type name	GDS Contract
Purpose of contract	General
Contract start date	01/04/2013
Contract end date	

17/18 Contracted general activity (UDA)	3,777
Carry forward general activity (UDA)	0
17/18 Contracted orthodontic activity (UOA)	0
Carry forward orthodontic activity (UOA)	0
Baseline contract value	£372,439.20

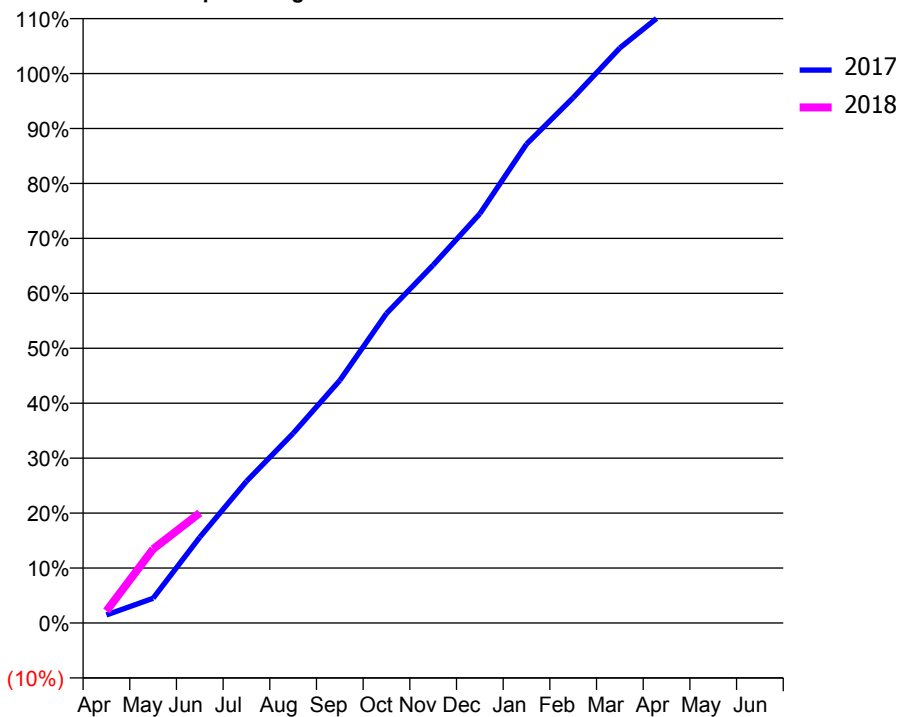
ACCESS*

Patients seen in 24 months	Total	Change since previous quarter
Quarter ending June 2016	2,766	
Quarter ending September 2016	2,739	→
Quarter ending December 2016	2,838	↑
Quarter ending March 2017	2,829	→
Quarter ending June 2017	2,847	→
Variance since June 2016	2.9%	↑



ACTIVITY

Cumulative percentage of contracted UDA delivered 2017 & 2018



Month	Adjusted Scheduled Activity (UDA)	
	2017	2018
April	55	83
May	170	509
June	590	757
July	974	
August	1,304	
September	1,667	
October	2,128	
November	2,460	
December	2,813	
January	3,292	
February	3,611	
March	3,953	
April	4,210	
May	4,218	
June	4,219	

QUALITY

	Quantity	Base Number	Contract	LHB	Wales
% of FP17s for the same patient ID Re-attending within 3 months - Children	0	81	0.0%	8.5%	11.2%
% of FP17s for the same patient ID Re-attending within 3 months - Adults	22	746	2.9%	15.1%	16.4%
% of FP17s for the same patient ID Re-attending between 3 & 9 months - Children	0	81	0.0%	56.6%	58.1%
% of FP17s for the same patient ID Re-attending between 3 & 9 months - Adults	16	746	2.1%	54.1%	54.8%
% of FP17s for Band 1 Urgent Courses	600	605	99.2%	9.4%	9.2%
% of FP17s Relating to Free Repair or Replacements	0	605	0.0%	0.8%	0.8%
% of FP17s Relating to Continuations	0	605	0.0%	0.8%	0.9%
% of Patients satisfied with the dentistry they have received	3	4	N/A	91.4%	92.1%
% of Patients satisfied with the time they had to wait for an appointment	3	4	N/A	86.0%	87.5%

* This is based on patients treated on this contract for their most recent course of treatment. Figures in italics indicate the base number of FP17s or Patient Questionnaire responses are less than 100. N/A is shown where the base number of responses is less than 10 during the period. % is calculated as Quantity/Base number*100

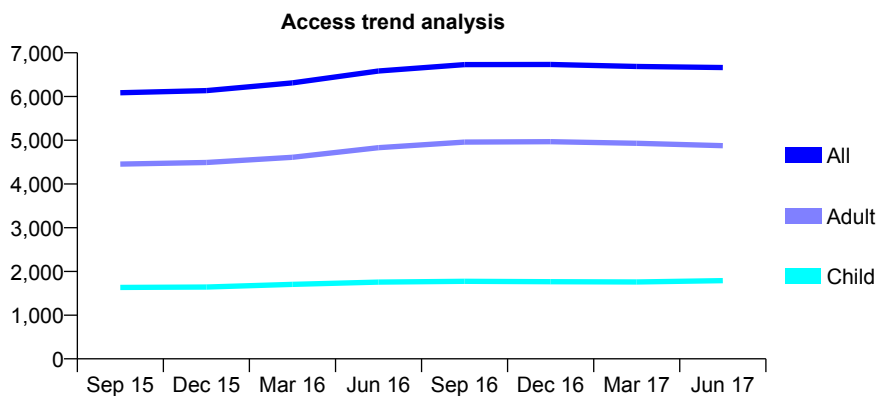
7A6 - Vital Signs At a Glance Contract Report for 110779/0001 - June 2017

Name or company name	Crown Cottage Dental Care
Contract type name	GDS Contract
Purpose of contract	General
Contract start date	01/11/2012
Contract end date	

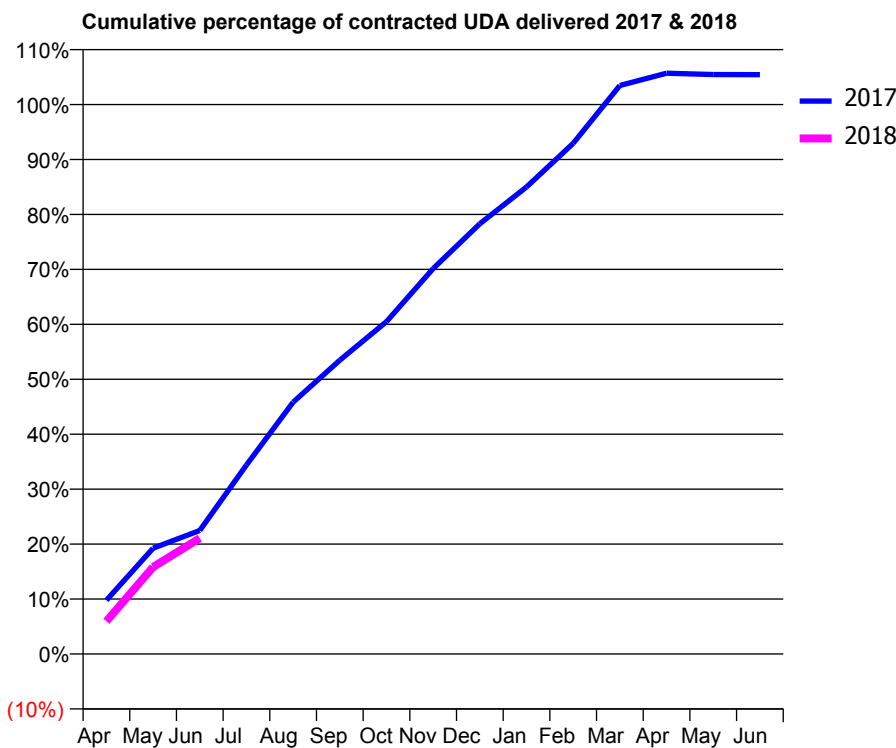
17/18 Contracted general activity (UDA)	19,208
Carry forward general activity (UDA)	0
17/18 Contracted orthodontic activity (UOA)	0
Carry forward orthodontic activity (UOA)	0
Baseline contract value	£667,270.80

ACCESS*

Patients seen in 24 months	Total	Change since previous quarter
Quarter ending June 2016	6,585	
Quarter ending September 2016	6,730	↑
Quarter ending December 2016	6,733	→
Quarter ending March 2017	6,687	→
Quarter ending June 2017	6,664	→
Variance since June 2016	1.2%	→



ACTIVITY



Month	Adjusted Scheduled Activity (UDA)	
	2017	2018
April	1,879	1,145
May	3,697	3,042
June	4,317	4,046
July	6,609	
August	8,801	
September	10,273	
October	11,618	
November	13,472	
December	15,042	
January	16,324	
February	17,850	
March	19,874	
April	20,300	
May	20,253	
June	20,252	

QUALITY

	Quantity	Base Number	Contract	LHB	Wales
% of FP17s for the same patient ID Re-attending within 3 months - Children	33	582	5.7%	8.5%	11.2%
% of FP17s for the same patient ID Re-attending within 3 months - Adults	111	1,382	8.0%	15.1%	16.4%
% of FP17s for the same patient ID Re-attending between 3 & 9 months - Children	302	582	51.9%	56.6%	58.1%
% of FP17s for the same patient ID Re-attending between 3 & 9 months - Adults	824	1,382	59.6%	54.1%	54.8%
% of FP17s for Band 1 Urgent Courses	85	1,783	4.8%	9.4%	9.2%
% of FP17s Relating to Free Repair or Replacements	10	1,783	0.6%	0.8%	0.8%
% of FP17s Relating to Continuations	5	1,783	0.3%	0.8%	0.9%
% of Patients satisfied with the dentistry they have received	12	14	85.7%	91.4%	92.1%
% of Patients satisfied with the time they had to wait for an appointment	12	14	85.7%	86.0%	87.5%

* This is based on patients treated on this contract for their most recent course of treatment. Figures in italics indicate the base number of FP17s or Patient Questionnaire responses are less than 100. N/A is shown where the base number of responses is less than 10 during the period. % is calculated as Quantity/Base number*100

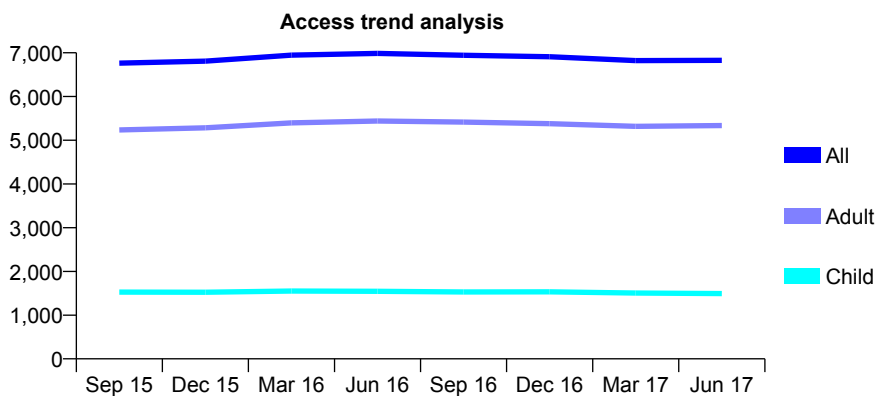
7A6 - Vital Signs At a Glance Contract Report for 115770/0001 - June 2017

Name or company name	Thomas and Stroud Dental Surgery
Contract type name	GDS Contract
Purpose of contract	General
Contract start date	01/12/2009
Contract end date	

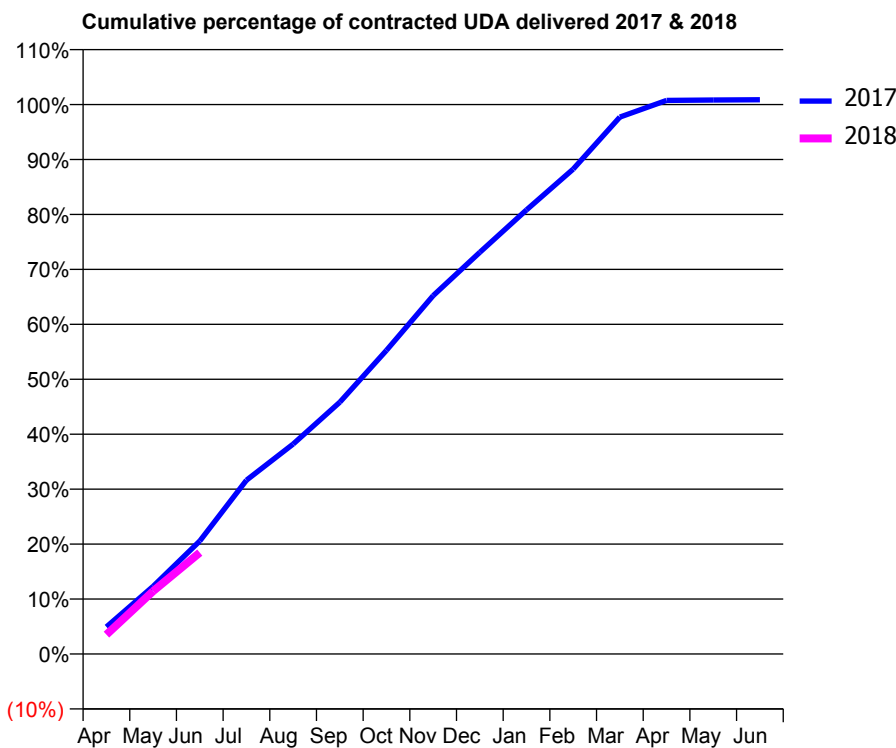
17/18 Contracted general activity (UDA)	17,576
Carry forward general activity (UDA)	0
17/18 Contracted orthodontic activity (UOA)	0
Carry forward orthodontic activity (UOA)	0
Baseline contract value	£581,569.22

ACCESS*

Patients seen in 24 months	Total	Change since previous quarter
Quarter ending June 2016	6,985	
Quarter ending September 2016	6,943	→
Quarter ending December 2016	6,910	→
Quarter ending March 2017	6,822	↓
Quarter ending June 2017	6,827	→
Variance since June 2016	(2.3%)	↓



ACTIVITY



Month	Adjusted Scheduled Activity (UDA)	
	2017	2018
April	868	623
May	2,164	2,013
June	3,617	3,243
July	5,560	
August	6,717	
September	8,053	
October	9,714	
November	11,462	
December	12,851	
January	14,204	
February	15,509	
March	17,175	
April	17,708	
May	17,721	
June	17,730	

QUALITY

	Quantity	Base Number	Contract	LHB	Wales
% of FP17s for the same patient ID Re-attending within 3 months - Children	14	510	2.7%	8.5%	11.2%
% of FP17s for the same patient ID Re-attending within 3 months - Adults	169	1,691	10.0%	15.1%	16.4%
% of FP17s for the same patient ID Re-attending between 3 & 9 months - Children	272	510	53.3%	56.6%	58.1%
% of FP17s for the same patient ID Re-attending between 3 & 9 months - Adults	842	1,691	49.8%	54.1%	54.8%
% of FP17s for Band 1 Urgent Courses	119	1,901	6.3%	9.4%	9.2%
% of FP17s Relating to Free Repair or Replacements	16	1,901	0.8%	0.8%	0.8%
% of FP17s Relating to Continuations	7	1,901	0.4%	0.8%	0.9%
% of Patients satisfied with the dentistry they have received	24	26	92.3%	91.4%	92.1%
% of Patients satisfied with the time they had to wait for an appointment	20	26	76.9%	86.0%	87.5%

* This is based on patients treated on this contract for their most recent course of treatment. Figures in italics indicate the base number of FP17s or Patient Questionnaire responses are less than 100. N/A is shown where the base number of responses is less than 10 during the period. % is calculated as Quantity/Base number*100

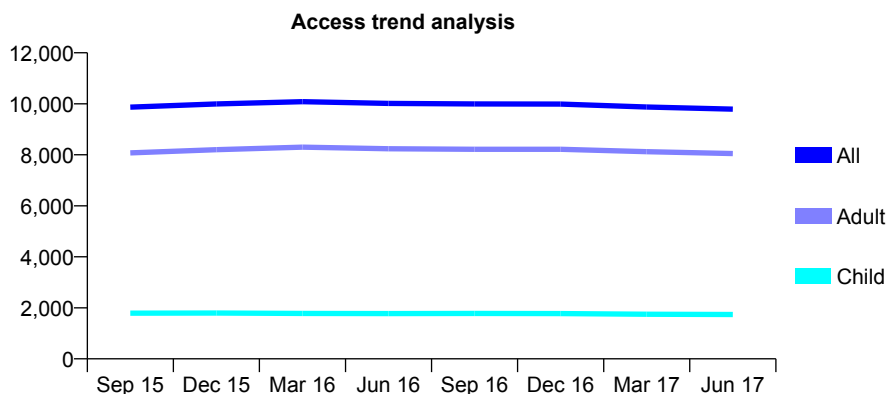
7A6 - Vital Signs At a Glance Contract Report for 120693/0001 - June 2017

Name or company name	Bethcar Dental Practice
Contract type name	GDS Contract
Purpose of contract	General
Contract start date	01/04/2014
Contract end date	

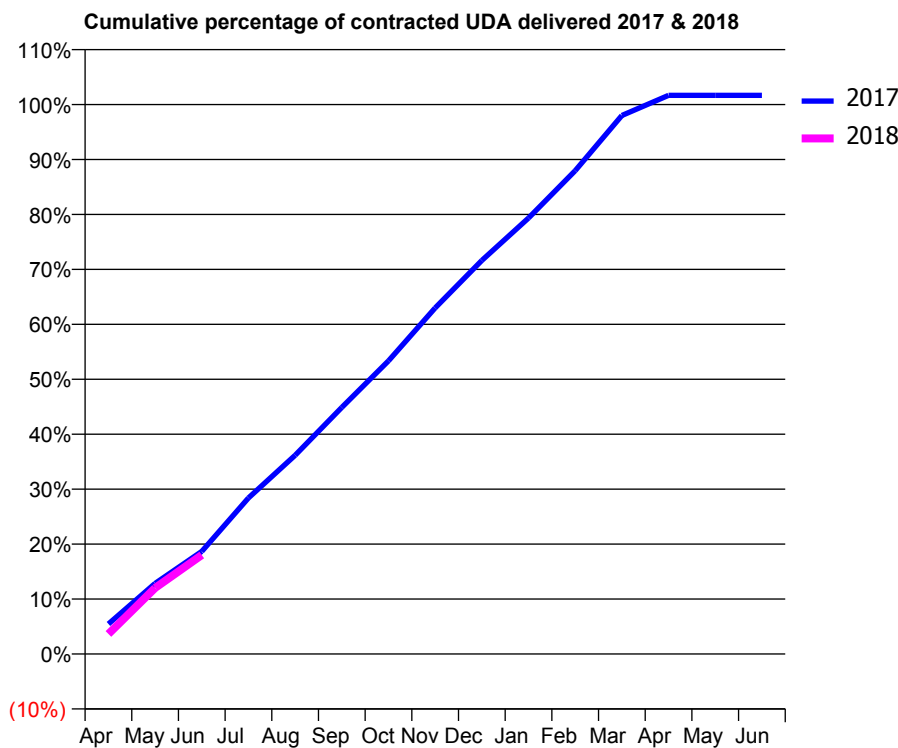
17/18 Contracted general activity (UDA)	35,300
Carry forward general activity (UDA)	0
17/18 Contracted orthodontic activity (UOA)	0
Carry forward orthodontic activity (UOA)	0
Baseline contract value	£782,437.57

ACCESS*

Patients seen in 24 months	Total	Change since previous quarter
Quarter ending June 2016	10,016	
Quarter ending September 2016	9,995	→
Quarter ending December 2016	9,992	→
Quarter ending March 2017	9,872	↓
Quarter ending June 2017	9,789	→
Variance since June 2016	(2.3%)	↓



ACTIVITY



Month	Adjusted Scheduled Activity (UDA)	
	2017	2018
April	1,933	1,293
May	4,534	4,241
June	6,594	6,360
July	10,028	
August	12,769	
September	15,845	
October	18,829	
November	22,231	
December	25,281	
January	28,010	
February	31,047	
March	34,591	
April	35,885	
May	35,889	
June	35,890	

QUALITY

	Quantity	Base Number	Contract	LHB	Wales
% of FP17s for the same patient ID Re-attending within 3 months - Children	66	614	10.7%	8.5%	11.2%
% of FP17s for the same patient ID Re-attending within 3 months - Adults	475	2,923	16.3%	15.1%	16.4%
% of FP17s for the same patient ID Re-attending between 3 & 9 months - Children	400	614	65.1%	56.6%	58.1%
% of FP17s for the same patient ID Re-attending between 3 & 9 months - Adults	1,996	2,923	68.3%	54.1%	54.8%
% of FP17s for Band 1 Urgent Courses	188	2,920	6.4%	9.4%	9.2%
% of FP17s Relating to Free Repair or Replacements	34	2,920	1.2%	0.8%	0.8%
% of FP17s Relating to Continuations	31	2,920	1.1%	0.8%	0.9%
% of Patients satisfied with the dentistry they have received	43	46	93.5%	91.4%	92.1%
% of Patients satisfied with the time they had to wait for an appointment	39	46	84.8%	86.0%	87.5%

* This is based on patients treated on this contract for their most recent course of treatment. Figures in italics indicate the base number of FP17s or Patient Questionnaire responses are less than 100. N/A is shown where the base number of responses is less than 10 during the period. % is calculated as Quantity/Base number*100

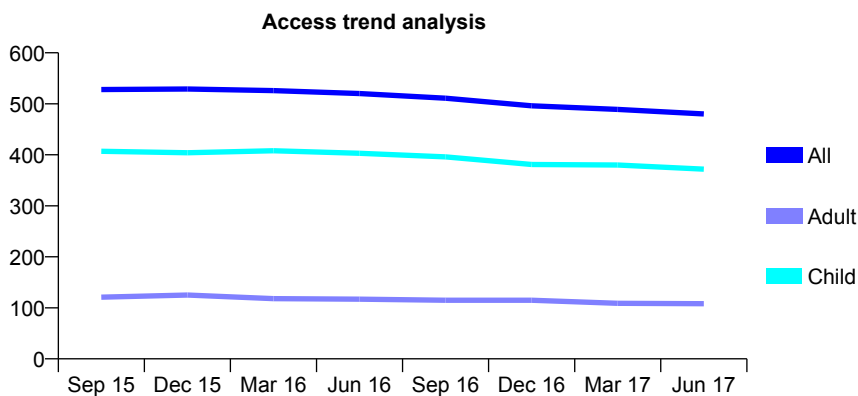
7A6 - Vital Signs At a Glance Contract Report for 126160/0001 - June 2017

Name or company name	Justin M Roberts Ltd
Contract type name	GDS Contract
Purpose of contract	General
Contract start date	01/04/2012
Contract end date	

17/18 Contracted general activity (UDA)	770
Carry forward general activity (UDA)	0
17/18 Contracted orthodontic activity (UOA)	0
Carry forward orthodontic activity (UOA)	0
Baseline contract value	£22,928.09

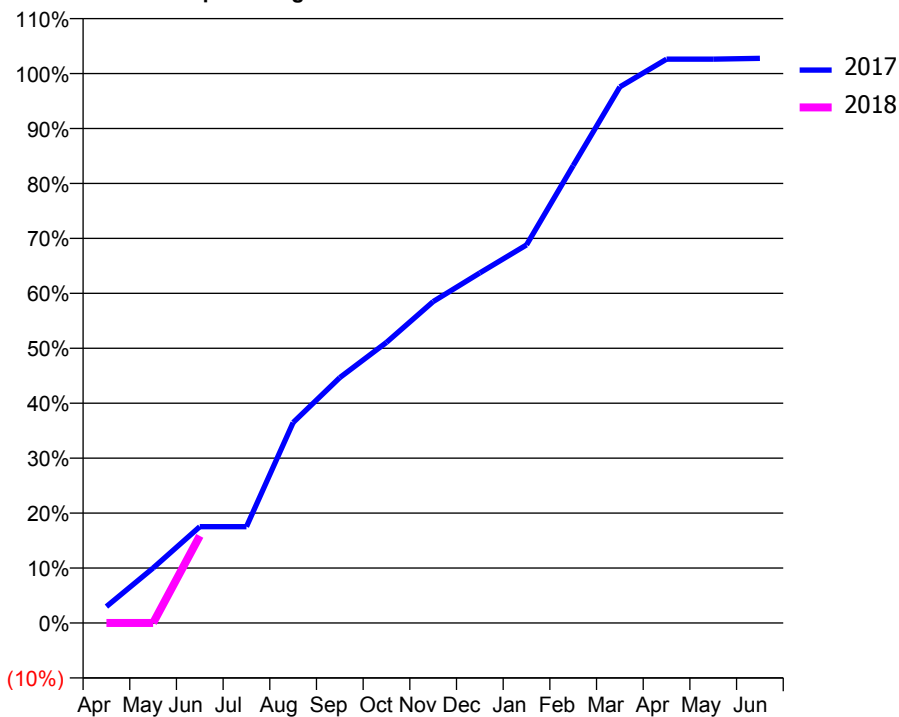
ACCESS*

Patients seen in 24 months	Total	Change since previous quarter
Quarter ending June 2016	520	
Quarter ending September 2016	511	↓
Quarter ending December 2016	496	↓
Quarter ending March 2017	489	↓
Quarter ending June 2017	480	↓
Variance since June 2016	(7.7%)	↓



ACTIVITY

Cumulative percentage of contracted UDA delivered 2017 & 2018



Adjusted Scheduled Activity (UDA)

Month	2017	2018
April	23	0
May	77	0
June	135	122
July	135	
August	281	
September	344	
October	393	
November	450	
December	491	
January	530	
February	641	
March	751	
April	790	
May	790	
June	791	

QUALITY

	Quantity	Base Number	Contract	LHB	Wales
% of FP17s for the same patient ID Re-attending within 3 months - Children	9	101	8.9%	8.5%	11.2%
% of FP17s for the same patient ID Re-attending within 3 months - Adults	1	10	10.0%	15.1%	16.4%
% of FP17s for the same patient ID Re-attending between 3 & 9 months - Children	28	101	27.7%	56.6%	58.1%
% of FP17s for the same patient ID Re-attending between 3 & 9 months - Adults	4	10	40.0%	54.1%	54.8%
% of FP17s for Band 1 Urgent Courses	1	90	1.1%	9.4%	9.2%
% of FP17s Relating to Free Repair or Replacements	0	90	0.0%	0.8%	0.8%
% of FP17s Relating to Continuations	1	90	1.1%	0.8%	0.9%
% of Patients satisfied with the dentistry they have received	0	0	N/A	91.4%	92.1%
% of Patients satisfied with the time they had to wait for an appointment	0	0	N/A	86.0%	87.5%

* This is based on patients treated on this contract for their most recent course of treatment. Figures in italics indicate the base number of FP17s or Patient Questionnaire responses are less than 100. N/A is shown where the base number of responses is less than 10 during the period. % is calculated as Quantity/Base number*100

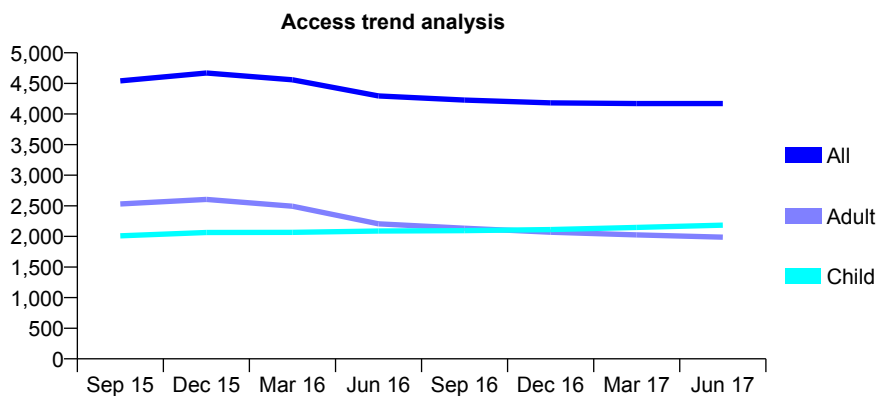
7A6 - Vital Signs At a Glance Contract Report for 126314/0001 - June 2017

Name or company name	Sunnycourt Ltd
Contract type name	GDS Contract
Purpose of contract	General
Contract start date	01/01/2011
Contract end date	

17/18 Contracted general activity (UDA)	13,222
Carry forward general activity (UDA)	0
17/18 Contracted orthodontic activity (UOA)	0
Carry forward orthodontic activity (UOA)	0
Baseline contract value	£315,670.77

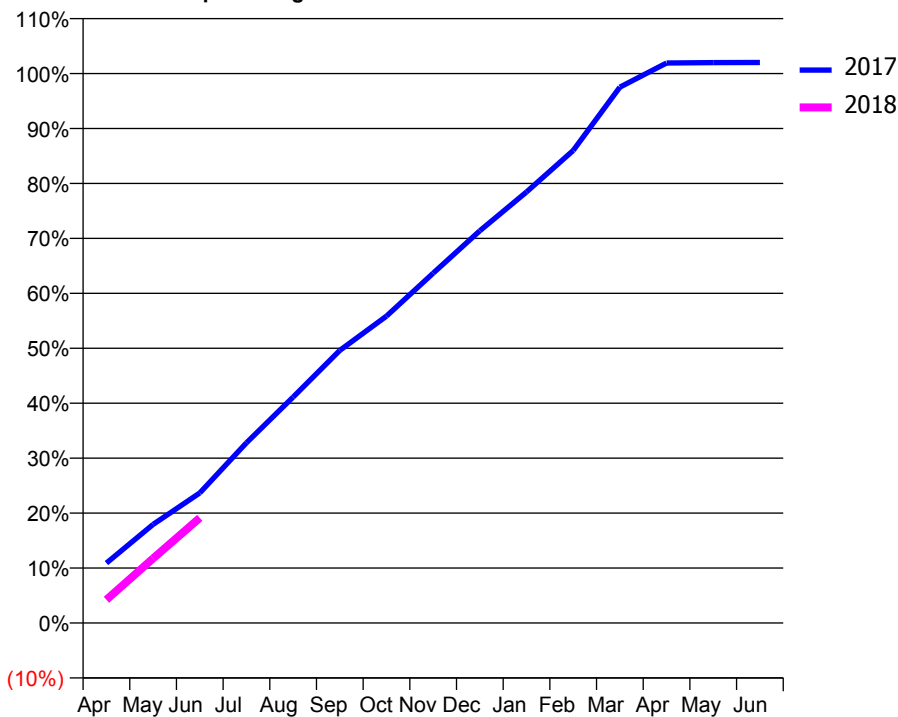
ACCESS*

Patients seen in 24 months	Total	Change since previous quarter
Quarter ending June 2016	4,295	
Quarter ending September 2016	4,227	↓
Quarter ending December 2016	4,182	↓
Quarter ending March 2017	4,171	→
Quarter ending June 2017	4,172	→
Variance since June 2016	(2.9%)	↓



ACTIVITY

Cumulative percentage of contracted UDA delivered 2017 & 2018



Month	Adjusted Scheduled Activity (UDA)	
	2017	2018
April	1,443	561
May	2,372	1,555
June	3,130	2,531
July	4,337	
August	5,436	
September	6,561	
October	7,384	
November	8,419	
December	9,438	
January	10,373	
February	11,369	
March	12,894	
April	13,473	
May	13,483	
June	13,486	

QUALITY

	Quantity	Base Number	Contract	LHB	Wales
% of FP17s for the same patient ID Re-attending within 3 months - Children	54	850	6.4%	8.5%	11.2%
% of FP17s for the same patient ID Re-attending within 3 months - Adults	95	576	16.5%	15.1%	16.4%
% of FP17s for the same patient ID Re-attending between 3 & 9 months - Children	505	850	59.4%	56.6%	58.1%
% of FP17s for the same patient ID Re-attending between 3 & 9 months - Adults	292	576	50.7%	54.1%	54.8%
% of FP17s for Band 1 Urgent Courses	54	1,202	4.5%	9.4%	9.2%
% of FP17s Relating to Free Repair or Replacements	0	1,202	0.0%	0.8%	0.8%
% of FP17s Relating to Continuations	1	1,202	0.1%	0.8%	0.9%
% of Patients satisfied with the dentistry they have received	9	9	N/A	91.4%	92.1%
% of Patients satisfied with the time they had to wait for an appointment	9	9	N/A	86.0%	87.5%

* This is based on patients treated on this contract for their most recent course of treatment. Figures in italics indicate the base number of FP17s or Patient Questionnaire responses are less than 100. N/A is shown where the base number of responses is less than 10 during the period. % is calculated as Quantity/Base number*100

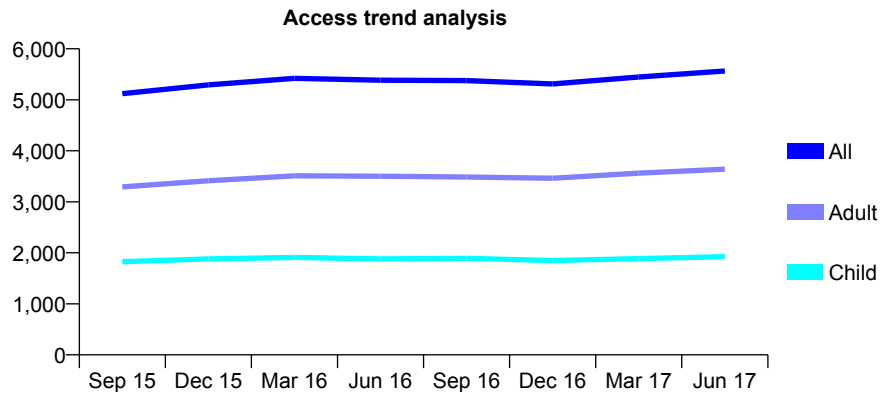
7A6 - Vital Signs At a Glance Contract Report for 128112/0001 - June 2017

Name or company name	Malpas Dental Practice Limited
Contract type name	GDS Contract
Purpose of contract	General
Contract start date	01/08/2010
Contract end date	

17/18 Contracted general activity (UDA)	16,705
Carry forward general activity (UDA)	0
17/18 Contracted orthodontic activity (UOA)	0
Carry forward orthodontic activity (UOA)	0
Baseline contract value	£532,093.01

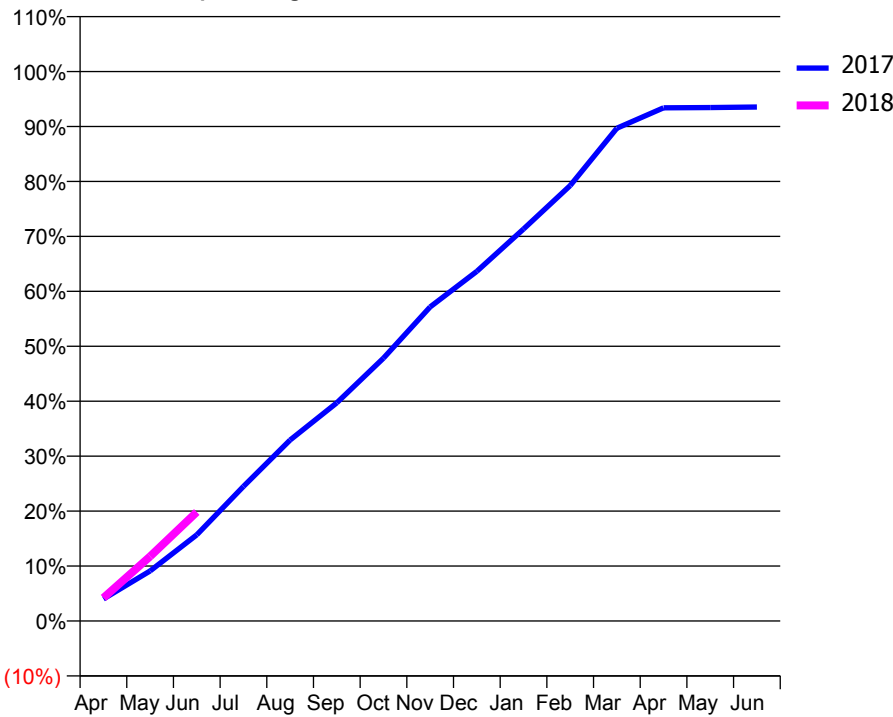
ACCESS*

Patients seen in 24 months	Total	Change since previous quarter
Quarter ending June 2016	5,385	
Quarter ending September 2016	5,376	→
Quarter ending December 2016	5,312	↓
Quarter ending March 2017	5,448	↑
Quarter ending June 2017	5,565	↑
Variance since June 2016	3.3%	↑



ACTIVITY

Cumulative percentage of contracted UDA delivered 2017 & 2018



Month	Adjusted Scheduled Activity (UDA)	
	2017	2018
April	670	703
May	1,520	1,963
June	2,622	3,314
July	4,093	
August	5,503	
September	6,636	
October	7,992	
November	9,549	
December	10,632	
January	11,914	
February	13,236	
March	14,980	
April	15,600	
May	15,609	
June	15,624	

QUALITY

	Quantity	Base Number	Contract	LHB	Wales
% of FP17s for the same patient ID Re-attending within 3 months - Children	41	731	5.6%	8.5%	11.2%
% of FP17s for the same patient ID Re-attending within 3 months - Adults	202	1,524	13.3%	15.1%	16.4%
% of FP17s for the same patient ID Re-attending between 3 & 9 months - Children	506	731	69.2%	56.6%	58.1%
% of FP17s for the same patient ID Re-attending between 3 & 9 months - Adults	1,015	1,524	66.6%	54.1%	54.8%
% of FP17s for Band 1 Urgent Courses	120	1,931	6.2%	9.4%	9.2%
% of FP17s Relating to Free Repair or Replacements	10	1,931	0.5%	0.8%	0.8%
% of FP17s Relating to Continuations	4	1,931	0.2%	0.8%	0.9%
% of Patients satisfied with the dentistry they have received	15	16	93.8%	91.4%	92.1%
% of Patients satisfied with the time they had to wait for an appointment	15	16	93.8%	86.0%	87.5%

* This is based on patients treated on this contract for their most recent course of treatment. Figures in italics indicate the base number of FP17s or Patient Questionnaire responses are less than 100. N/A is shown where the base number of responses is less than 10 during the period. % is calculated as Quantity/Base number*100

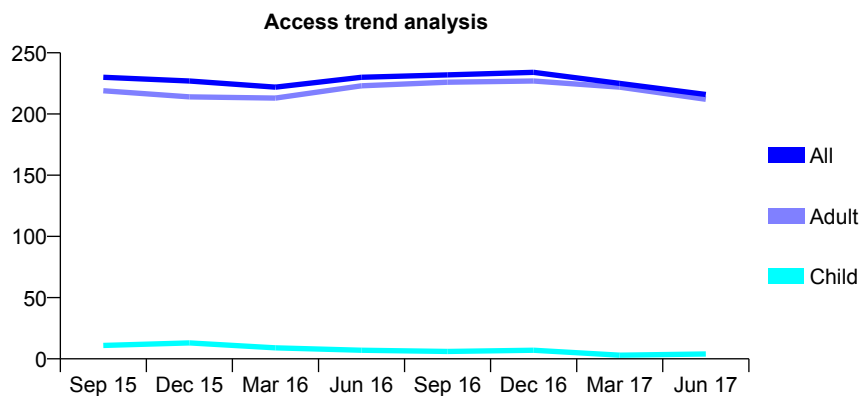
7A6 - Vital Signs At a Glance Contract Report for 128112/0002 - June 2017

Name or company name	Malpas Dental Practice Limited
Contract type name	PDS Contract
Purpose of contract	General
Contract start date	19/11/2012
Contract end date	31/03/2018

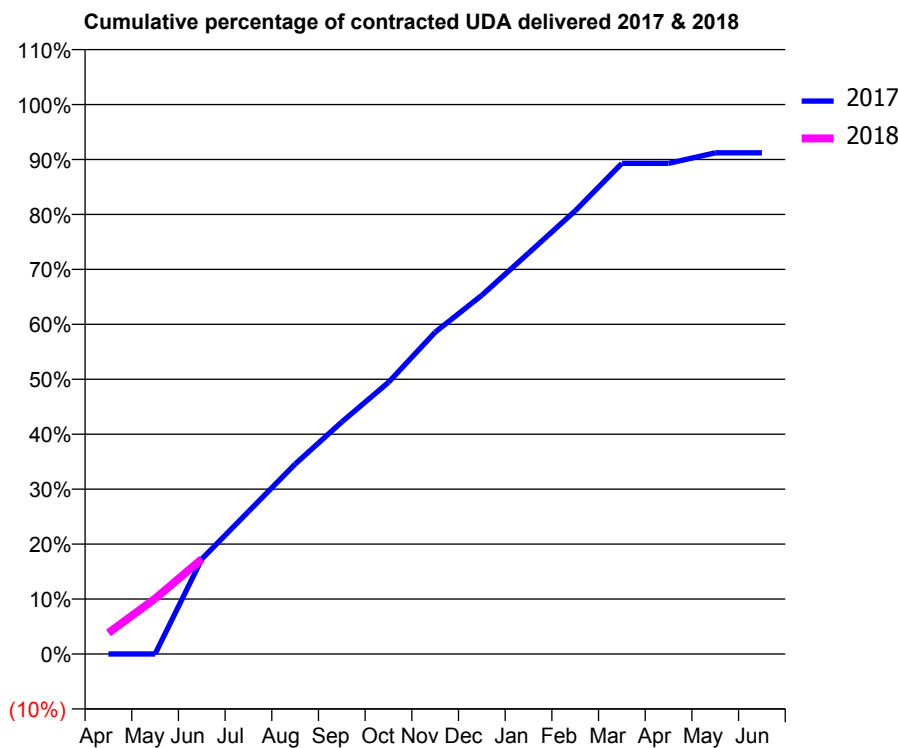
17/18 Contracted general activity (UDA)	250
Carry forward general activity (UDA)	0
17/18 Contracted orthodontic activity (UOA)	0
Carry forward orthodontic activity (UOA)	0
Baseline contract value	£12,313.81

ACCESS*

Patients seen in 24 months	Total	Change since previous quarter
Quarter ending June 2016	230	
Quarter ending September 2016	232	→
Quarter ending December 2016	234	→
Quarter ending March 2017	225	↓
Quarter ending June 2017	216	↓
Variance since June 2016	(6.1%)	↓



ACTIVITY



Month	Adjusted Scheduled Activity (UDA)	
	2017	2018
April	0	10
May	0	25
June	43	43
July	65	
August	86	
September	106	
October	124	
November	146	
December	163	
January	182	
February	202	
March	223	
April	223	
May	228	
June	228	

QUALITY

	Quantity	Base Number	Contract	LHB	Wales
% of FP17s for the same patient ID Re-attending within 3 months - Children	0	3	0.0%	8.5%	11.2%
% of FP17s for the same patient ID Re-attending within 3 months - Adults	0	37	0.0%	15.1%	16.4%
% of FP17s for the same patient ID Re-attending between 3 & 9 months - Children	0	3	0.0%	56.6%	58.1%
% of FP17s for the same patient ID Re-attending between 3 & 9 months - Adults	0	37	0.0%	54.1%	54.8%
% of FP17s for Band 1 Urgent Courses	36	36	100.0%	9.4%	9.2%
% of FP17s Relating to Free Repair or Replacements	0	36	0.0%	0.8%	0.8%
% of FP17s Relating to Continuations	0	36	0.0%	0.8%	0.9%
% of Patients satisfied with the dentistry they have received	0	0	N/A	91.4%	92.1%
% of Patients satisfied with the time they had to wait for an appointment	0	0	N/A	86.0%	87.5%

* This is based on patients treated on this contract for their most recent course of treatment. Figures in italics indicate the base number of FP17s or Patient Questionnaire responses are less than 100. N/A is shown where the base number of responses is less than 10 during the period. % is calculated as Quantity/Base number*100

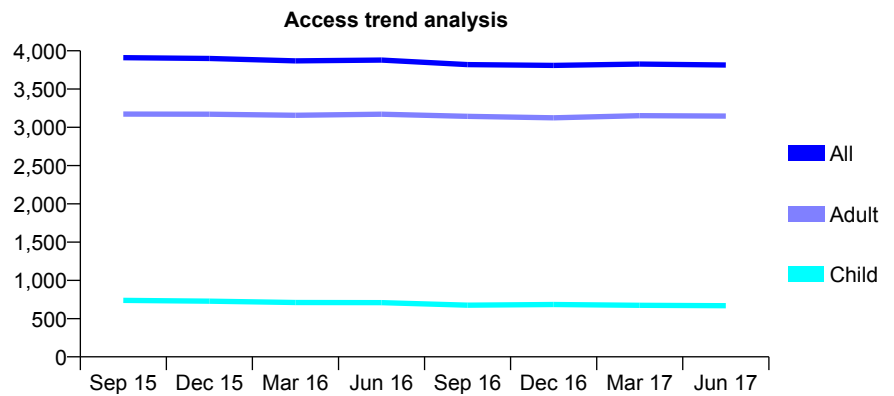
7A6 - Vital Signs At a Glance Contract Report for 128600/0001 - June 2017

Name or company name	Llanyrafon Dental Practice Ltd
Contract type name	GDS Contract
Purpose of contract	General
Contract start date	01/04/2012
Contract end date	

17/18 Contracted general activity (UDA)	10,780
Carry forward general activity (UDA)	0
17/18 Contracted orthodontic activity (UOA)	0
Carry forward orthodontic activity (UOA)	0
Baseline contract value	£268,745.84

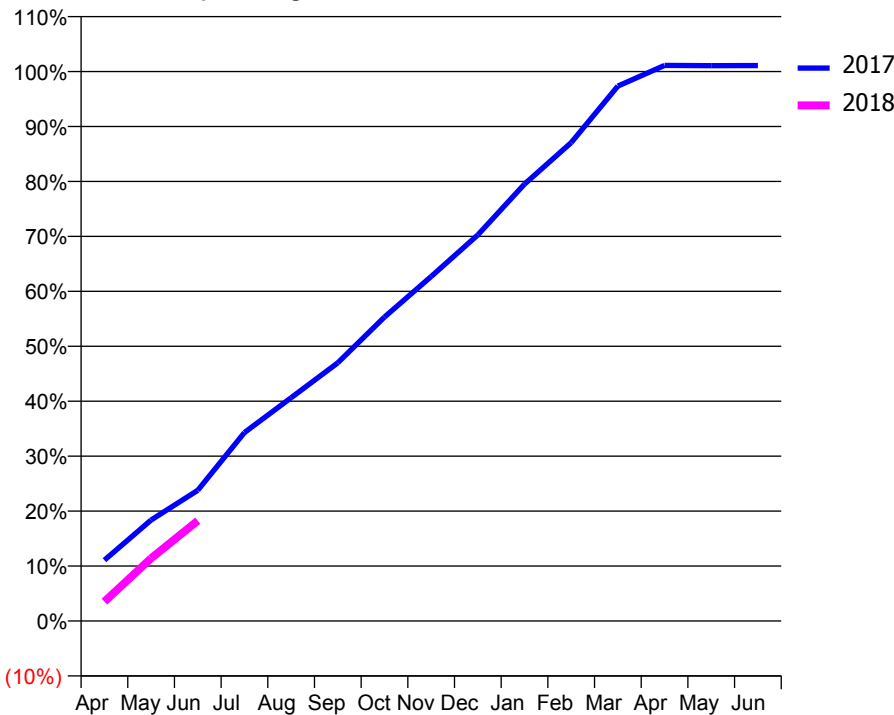
ACCESS*

Patients seen in 24 months	Total	Change since previous quarter
Quarter ending June 2016	3,879	
Quarter ending September 2016	3,820	↓
Quarter ending December 2016	3,809	→
Quarter ending March 2017	3,826	→
Quarter ending June 2017	3,814	→
Variance since June 2016	(1.7%)	↓



ACTIVITY

Cumulative percentage of contracted UDA delivered 2017 & 2018



Month	Adjusted Scheduled Activity (UDA)	
	2017	2018
April	1,193	379
May	1,982	1,230
June	2,565	1,969
July	3,697	
August	4,380	
September	5,066	
October	5,962	
November	6,758	
December	7,575	
January	8,572	
February	9,386	
March	10,495	
April	10,900	
May	10,893	
June	10,897	

QUALITY

	Quantity	Base Number	Contract	LHB	Wales
% of FP17s for the same patient ID Re-attending within 3 months - Children	1	260	0.4%	8.5%	11.2%
% of FP17s for the same patient ID Re-attending within 3 months - Adults	41	1,022	4.0%	15.1%	16.4%
% of FP17s for the same patient ID Re-attending between 3 & 9 months - Children	168	260	64.6%	56.6%	58.1%
% of FP17s for the same patient ID Re-attending between 3 & 9 months - Adults	673	1,022	65.9%	54.1%	54.8%
% of FP17s for Band 1 Urgent Courses	15	1,066	1.4%	9.4%	9.2%
% of FP17s Relating to Free Repair or Replacements	4	1,066	0.4%	0.8%	0.8%
% of FP17s Relating to Continuations	0	1,066	0.0%	0.8%	0.9%
% of Patients satisfied with the dentistry they have received	13	15	86.7%	91.4%	92.1%
% of Patients satisfied with the time they had to wait for an appointment	14	15	93.3%	86.0%	87.5%

* This is based on patients treated on this contract for their most recent course of treatment. Figures in italics indicate the base number of FP17s or Patient Questionnaire responses are less than 100. N/A is shown where the base number of responses is less than 10 during the period. % is calculated as Quantity/Base number*100

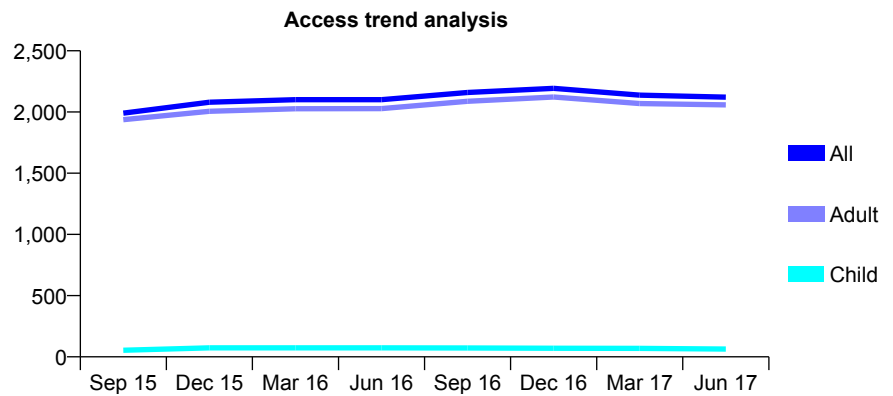
7A6 - Vital Signs At a Glance Contract Report for 128945/0001 - June 2017

Name or company name	Devon Place Limited
Contract type name	PDS Contract
Purpose of contract	General
Contract start date	01/04/2012
Contract end date	31/03/2018

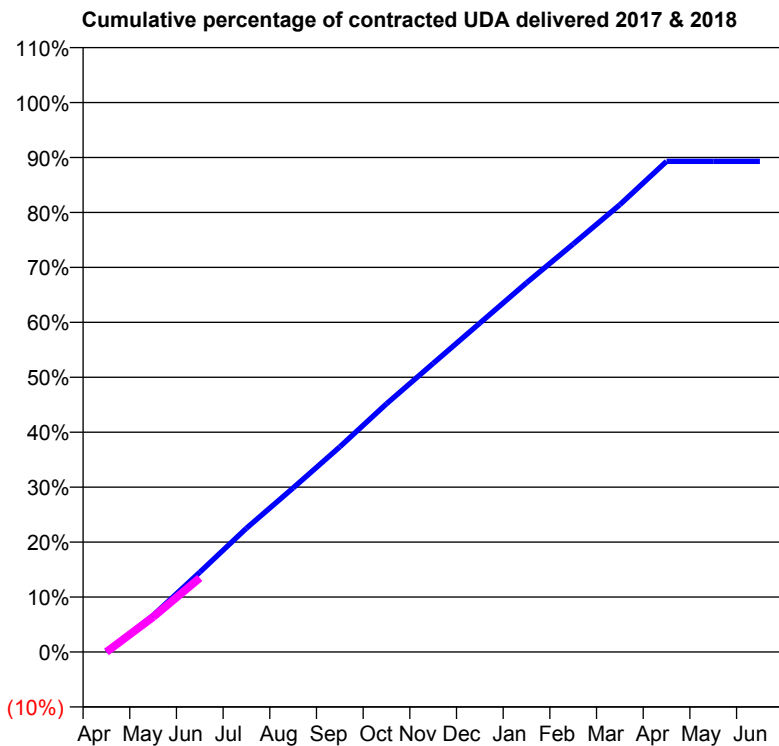
17/18 Contracted general activity (UDA)	3,095
Carry forward general activity (UDA)	0
17/18 Contracted orthodontic activity (UOA)	0
Carry forward orthodontic activity (UOA)	0
Baseline contract value	£81,108.52

ACCESS*

Patients seen in 24 months	Total	Change since previous quarter
Quarter ending June 2016	2,101	
Quarter ending September 2016	2,160	↑
Quarter ending December 2016	2,193	→
Quarter ending March 2017	2,138	↓
Quarter ending June 2017	2,122	→
Variance since June 2016	1.0%	→



ACTIVITY



Month	Adjusted Scheduled Activity (UDA)	
	2017	2018
April	0	0
May	206	197
June	450	417
July	697	
August	924	
September	1,156	
October	1,398	
November	1,626	
December	1,853	
January	2,079	
February	2,298	
March	2,520	
April	2,763	
May	2,763	
June	2,763	

QUALITY

	Quantity	Base Number	Contract	LHB	Wales
% of FP17s for the same patient ID Re-attending within 3 months - Children	2	19	10.5%	8.5%	11.2%
% of FP17s for the same patient ID Re-attending within 3 months - Adults	37	529	7.0%	15.1%	16.4%
% of FP17s for the same patient ID Re-attending between 3 & 9 months - Children	1	19	5.3%	56.6%	58.1%
% of FP17s for the same patient ID Re-attending between 3 & 9 months - Adults	17	529	3.2%	54.1%	54.8%
% of FP17s for Band 1 Urgent Courses	347	348	99.7%	9.4%	9.2%
% of FP17s Relating to Free Repair or Replacements	0	348	0.0%	0.8%	0.8%
% of FP17s Relating to Continuations	0	348	0.0%	0.8%	0.9%
% of Patients satisfied with the dentistry they have received	2	2	N/A	91.4%	92.1%
% of Patients satisfied with the time they had to wait for an appointment	2	2	N/A	86.0%	87.5%

* This is based on patients treated on this contract for their most recent course of treatment. Figures in italics indicate the base number of FP17s or Patient Questionnaire responses are less than 100. N/A is shown where the base number of responses is less than 10 during the period. % is calculated as Quantity/Base number*100

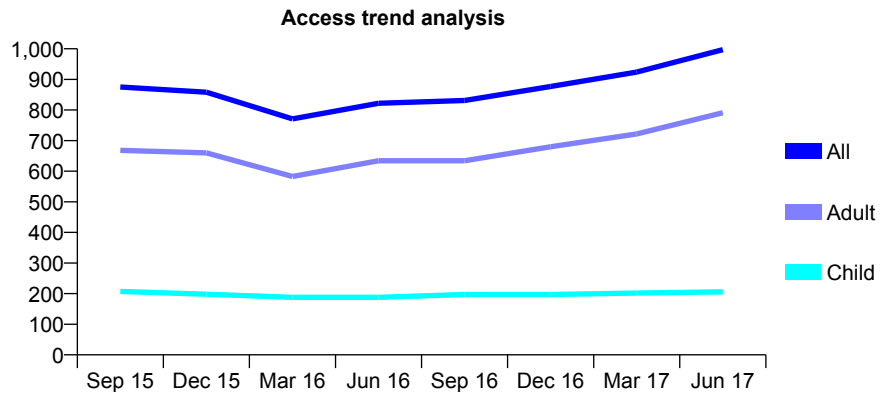
7A6 - Vital Signs At a Glance Contract Report for 128945/0002 - June 2017

Name or company name	Devon Place Limited
Contract type name	GDS Contract
Purpose of contract	General
Contract start date	01/04/2012
Contract end date	

17/18 Contracted general activity (UDA)	3,767
Carry forward general activity (UDA)	0
17/18 Contracted orthodontic activity (UOA)	0
Carry forward orthodontic activity (UOA)	0
Baseline contract value	£94,014.56

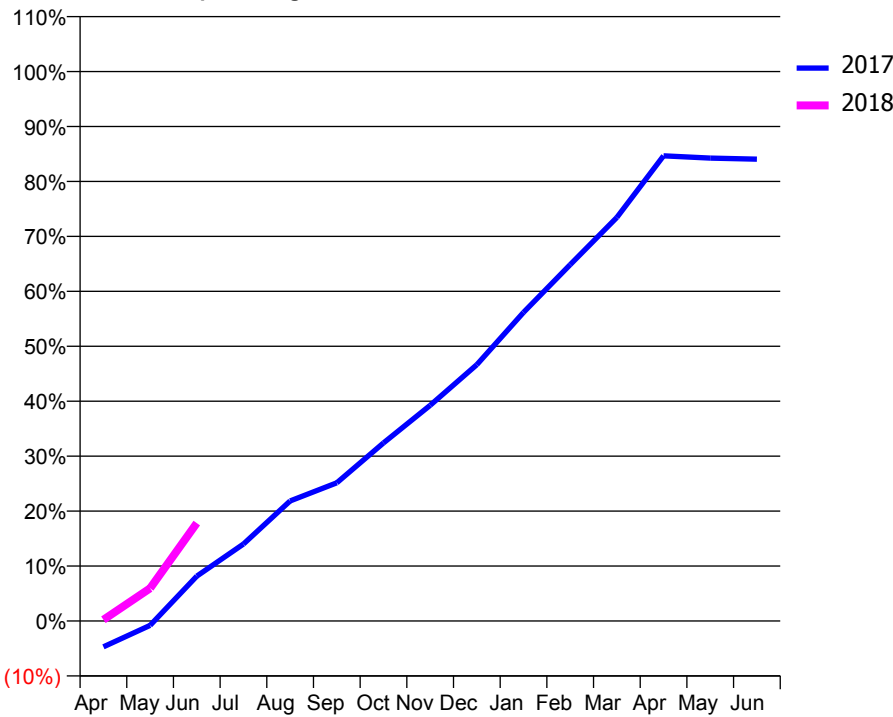
ACCESS*

Patients seen in 24 months	Total	Change since previous quarter
Quarter ending June 2016	822	
Quarter ending September 2016	831	→
Quarter ending December 2016	877	↑
Quarter ending March 2017	924	↑
Quarter ending June 2017	997	↑
Variance since June 2016	21.3%	↑



ACTIVITY

Cumulative percentage of contracted UDA delivered 2017 & 2018



Month	Adjusted Scheduled Activity (UDA)	
	2017	2018
April	-178	9
May	-31	224
June	308	672
July	528	
August	823	
September	947	
October	1,221	
November	1,478	
December	1,758	
January	2,116	
February	2,443	
March	2,767	
April	3,189	
May	3,173	
June	3,166	

QUALITY

	Quantity	Base Number	Contract	LHB	Wales
% of FP17s for the same patient ID Re-attending within 3 months - Children	9	94	9.6%	8.5%	11.2%
% of FP17s for the same patient ID Re-attending within 3 months - Adults	48	366	13.1%	15.1%	16.4%
% of FP17s for the same patient ID Re-attending between 3 & 9 months - Children	61	94	64.9%	56.6%	58.1%
% of FP17s for the same patient ID Re-attending between 3 & 9 months - Adults	182	366	49.7%	54.1%	54.8%
% of FP17s for Band 1 Urgent Courses	23	287	8.0%	9.4%	9.2%
% of FP17s Relating to Free Repair or Replacements	0	287	0.0%	0.8%	0.8%
% of FP17s Relating to Continuations	0	287	0.0%	0.8%	0.9%
% of Patients satisfied with the dentistry they have received	11	11	100.0%	91.4%	92.1%
% of Patients satisfied with the time they had to wait for an appointment	9	11	81.8%	86.0%	87.5%

* This is based on patients treated on this contract for their most recent course of treatment. Figures in italics indicate the base number of FP17s or Patient Questionnaire responses are less than 100. N/A is shown where the base number of responses is less than 10 during the period. % is calculated as Quantity/Base number*100

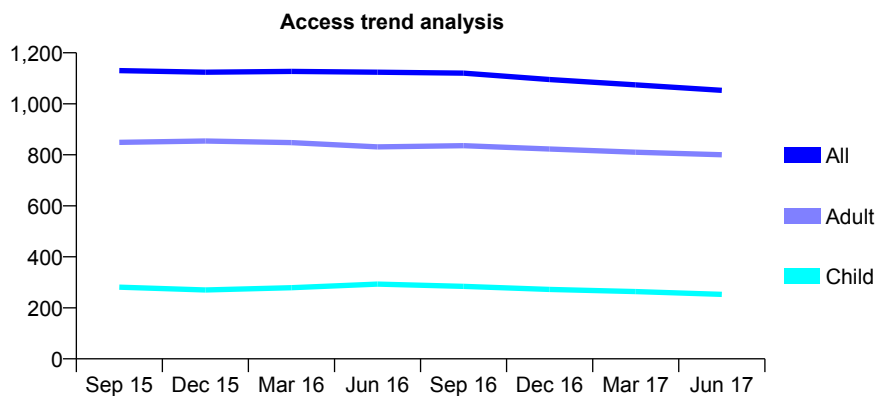
7A6 - Vital Signs At a Glance Contract Report for 130389/0001 - June 2017

Name or company name	Aneurin Bevan Health Board
Contract type name	GDS Contract
Purpose of contract	General
Contract start date	18/07/2006
Contract end date	

17/18 Contracted general activity (UDA)	4,000
Carry forward general activity (UDA)	0
17/18 Contracted orthodontic activity (UOA)	0
Carry forward orthodontic activity (UOA)	0
Baseline contract value	£111,021.62

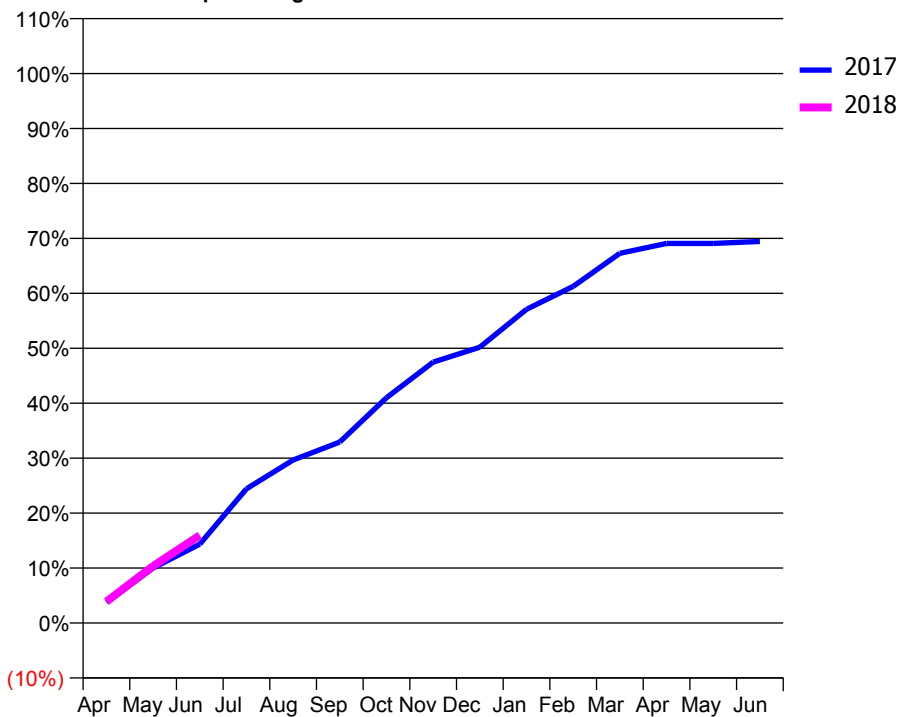
ACCESS*

Patients seen in 24 months	Total	Change since previous quarter
Quarter ending June 2016	1,124	
Quarter ending September 2016	1,120	→
Quarter ending December 2016	1,095	↓
Quarter ending March 2017	1,074	↓
Quarter ending June 2017	1,053	↓
Variance since June 2016	(6.3%)	↓



ACTIVITY

Cumulative percentage of contracted UDA delivered 2017 & 2018



Adjusted Scheduled Activity (UDA)

Month	2017	2018
April	151	156
May	401	415
June	574	638
July	977	
August	1,186	
September	1,318	
October	1,640	
November	1,899	
December	2,008	
January	2,283	
February	2,450	
March	2,691	
April	2,763	
May	2,763	
June	2,777	

QUALITY

	Quantity	Base Number	Contract	LHB	Wales
% of FP17s for the same patient ID Re-attending within 3 months - Children	7	62	11.3%	8.5%	11.2%
% of FP17s for the same patient ID Re-attending within 3 months - Adults	31	222	14.0%	15.1%	16.4%
% of FP17s for the same patient ID Re-attending between 3 & 9 months - Children	18	62	29.0%	56.6%	58.1%
% of FP17s for the same patient ID Re-attending between 3 & 9 months - Adults	70	222	31.5%	54.1%	54.8%
% of FP17s for Band 1 Urgent Courses	22	246	8.9%	9.4%	9.2%
% of FP17s Relating to Free Repair or Replacements	2	246	0.8%	0.8%	0.8%
% of FP17s Relating to Continuations	3	246	1.2%	0.8%	0.9%
% of Patients satisfied with the dentistry they have received	5	5	N/A	91.4%	92.1%
% of Patients satisfied with the time they had to wait for an appointment	4	5	N/A	86.0%	87.5%

* This is based on patients treated on this contract for their most recent course of treatment. Figures in italics indicate the base number of FP17s or Patient Questionnaire responses are less than 100. N/A is shown where the base number of responses is less than 10 during the period. % is calculated as Quantity/Base number*100

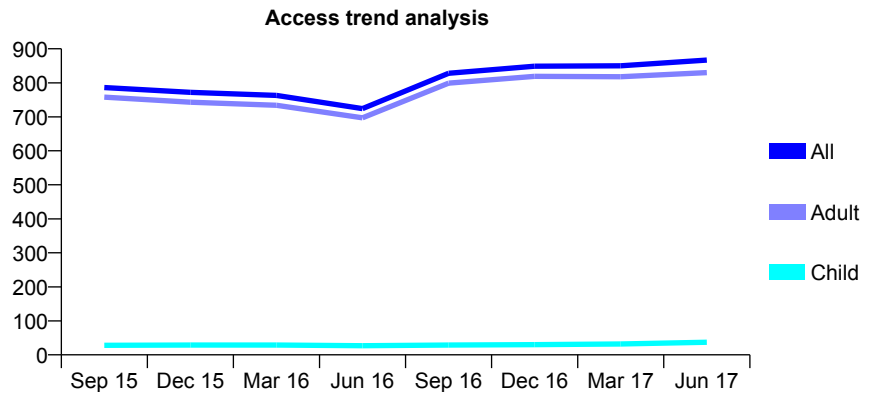
7A6 - Vital Signs At a Glance Contract Report for 130389/0002 - June 2017

Name or company name	Aneurin Bevan Health Board
Contract type name	GDS Contract
Purpose of contract	General
Contract start date	01/06/2007
Contract end date	

17/18 Contracted general activity (UDA)	4,000
Carry forward general activity (UDA)	0
17/18 Contracted orthodontic activity (UOA)	0
Carry forward orthodontic activity (UOA)	0
Baseline contract value	£145,223.22

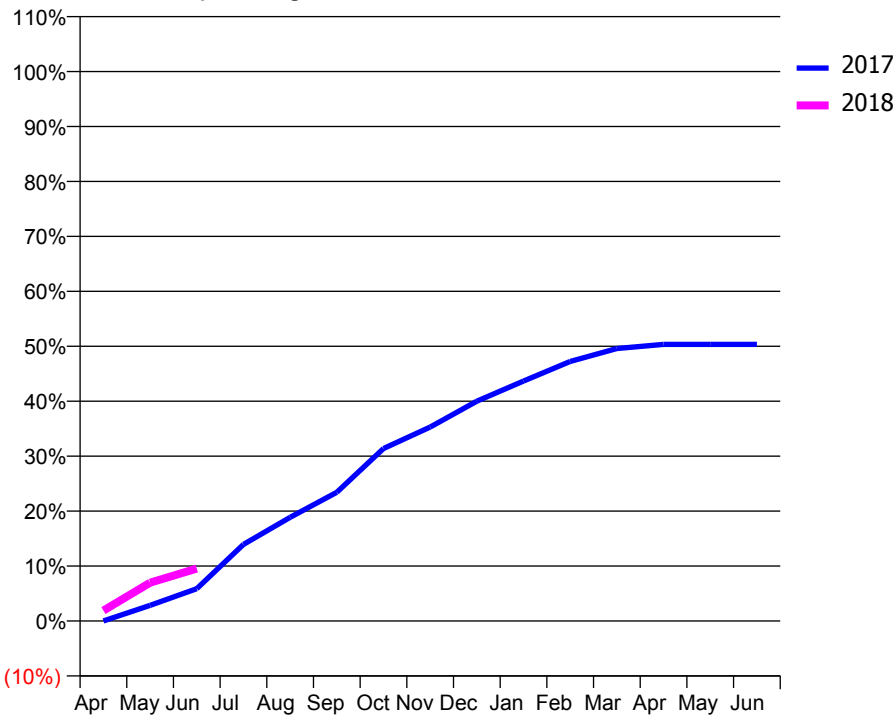
ACCESS*

Patients seen in 24 months	Total	Change since previous quarter
Quarter ending June 2016	724	
Quarter ending September 2016	828	↑
Quarter ending December 2016	849	↑
Quarter ending March 2017	850	→
Quarter ending June 2017	867	↑
Variance since June 2016	19.8%	↑



ACTIVITY

Cumulative percentage of contracted UDA delivered 2017 & 2018



Month	Adjusted Scheduled Activity (UDA)	
	2017	2018
April	0	76
May	114	279
June	235	382
July	557	
August	755	
September	938	
October	1,255	
November	1,412	
December	1,600	
January	1,746	
February	1,889	
March	1,983	
April	2,013	
May	2,013	
June	2,013	

QUALITY

	Quantity	Base Number	Contract	LHB	Wales
% of FP17s for the same patient ID Re-attending within 3 months - Children	1	9	11.1%	8.5%	11.2%
% of FP17s for the same patient ID Re-attending within 3 months - Adults	8	156	5.1%	15.1%	16.4%
% of FP17s for the same patient ID Re-attending between 3 & 9 months - Children	3	9	33.3%	56.6%	58.1%
% of FP17s for the same patient ID Re-attending between 3 & 9 months - Adults	31	156	19.9%	54.1%	54.8%
% of FP17s for Band 1 Urgent Courses	12	149	8.1%	9.4%	9.2%
% of FP17s Relating to Free Repair or Replacements	0	149	0.0%	0.8%	0.8%
% of FP17s Relating to Continuations	1	149	0.7%	0.8%	0.9%
% of Patients satisfied with the dentistry they have received	0	1	N/A	91.4%	92.1%
% of Patients satisfied with the time they had to wait for an appointment	0	1	N/A	86.0%	87.5%

* This is based on patients treated on this contract for their most recent course of treatment. Figures in italics indicate the base number of FP17s or Patient Questionnaire responses are less than 100. N/A is shown where the base number of responses is less than 10 during the period. % is calculated as Quantity/Base number*100

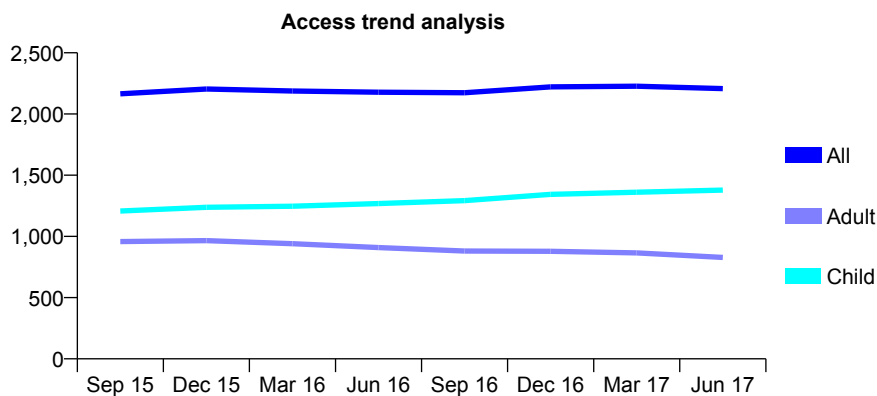
7A6 - Vital Signs At a Glance Contract Report for 133248/0001 - June 2017

Name or company name	Hilltop View Ltd
Contract type name	GDS Contract
Purpose of contract	General
Contract start date	01/04/2011
Contract end date	

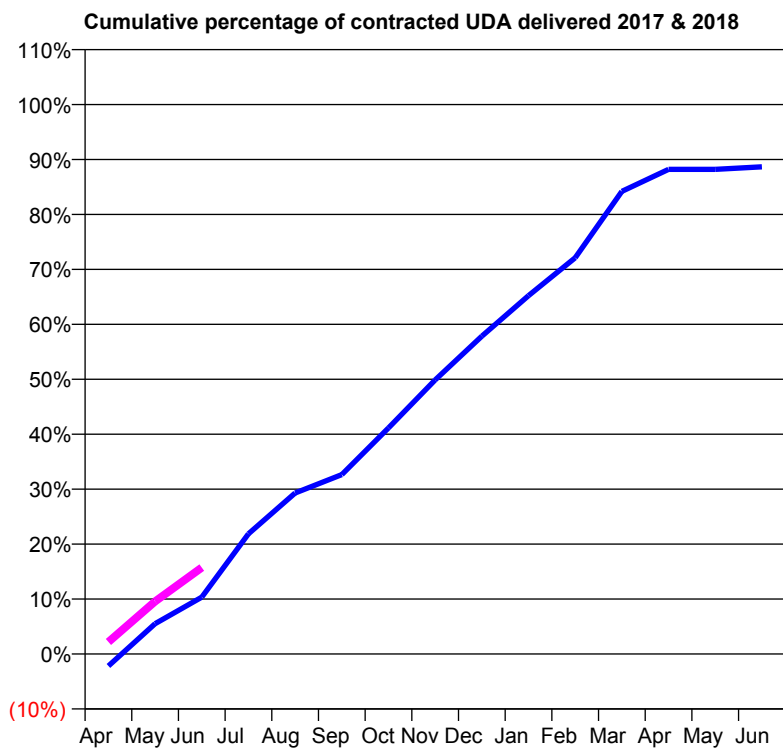
17/18 Contracted general activity (UDA)	6,500
Carry forward general activity (UDA)	0
17/18 Contracted orthodontic activity (UOA)	0
Carry forward orthodontic activity (UOA)	0
Baseline contract value	£167,786.48

ACCESS*

Patients seen in 24 months	Total	Change since previous quarter
Quarter ending June 2016	2,178	
Quarter ending September 2016	2,174	→
Quarter ending December 2016	2,222	↑
Quarter ending March 2017	2,227	→
Quarter ending June 2017	2,207	→
Variance since June 2016	1.3%	→



ACTIVITY



Month	Adjusted Scheduled Activity (UDA)	
	2017	2018
April	-142	143
May	358	623
June	673	1,024
July	1,421	
August	1,905	
September	2,123	
October	2,675	
November	3,242	
December	3,760	
January	4,239	
February	4,687	
March	5,473	
April	5,732	
May	5,733	
June	5,762	

QUALITY

	Quantity	Base Number	Contract	LHB	Wales
% of FP17s for the same patient ID Re-attending within 3 months - Children	18	384	4.7%	8.5%	11.2%
% of FP17s for the same patient ID Re-attending within 3 months - Adults	55	234	23.5%	15.1%	16.4%
% of FP17s for the same patient ID Re-attending between 3 & 9 months - Children	178	384	46.4%	56.6%	58.1%
% of FP17s for the same patient ID Re-attending between 3 & 9 months - Adults	113	234	48.3%	54.1%	54.8%
% of FP17s for Band 1 Urgent Courses	53	506	10.5%	9.4%	9.2%
% of FP17s Relating to Free Repair or Replacements	0	506	0.0%	0.8%	0.8%
% of FP17s Relating to Continuations	8	506	1.6%	0.8%	0.9%
% of Patients satisfied with the dentistry they have received	5	6	N/A	91.4%	92.1%
% of Patients satisfied with the time they had to wait for an appointment	4	6	N/A	86.0%	87.5%

* This is based on patients treated on this contract for their most recent course of treatment. Figures in italics indicate the base number of FP17s or Patient Questionnaire responses are less than 100. N/A is shown where the base number of responses is less than 10 during the period. % is calculated as Quantity/Base number*100

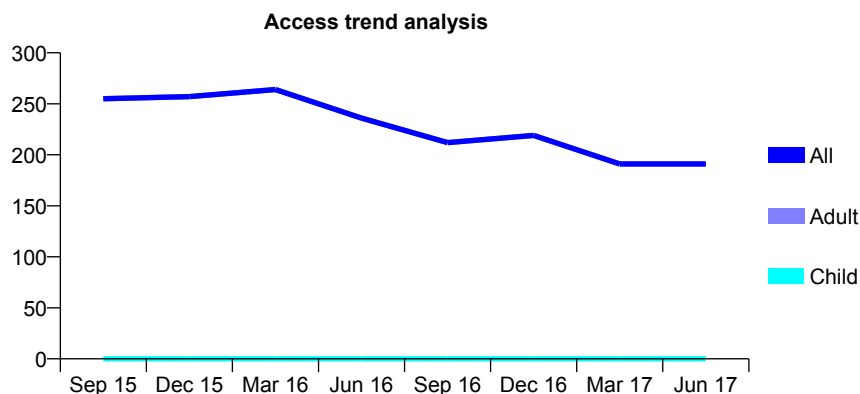
7A6 - Vital Signs At a Glance Contract Report for 133523/0005 - June 2017

Name or company name	Gateway OHS Limited
Contract type name	PDS Contract
Purpose of contract	General
Contract start date	01/07/2010
Contract end date	31/03/2020

17/18 Contracted general activity (UDA)	600
Carry forward general activity (UDA)	0
17/18 Contracted orthodontic activity (UOA)	0
Carry forward orthodontic activity (UOA)	0
Baseline contract value	£21,303.28

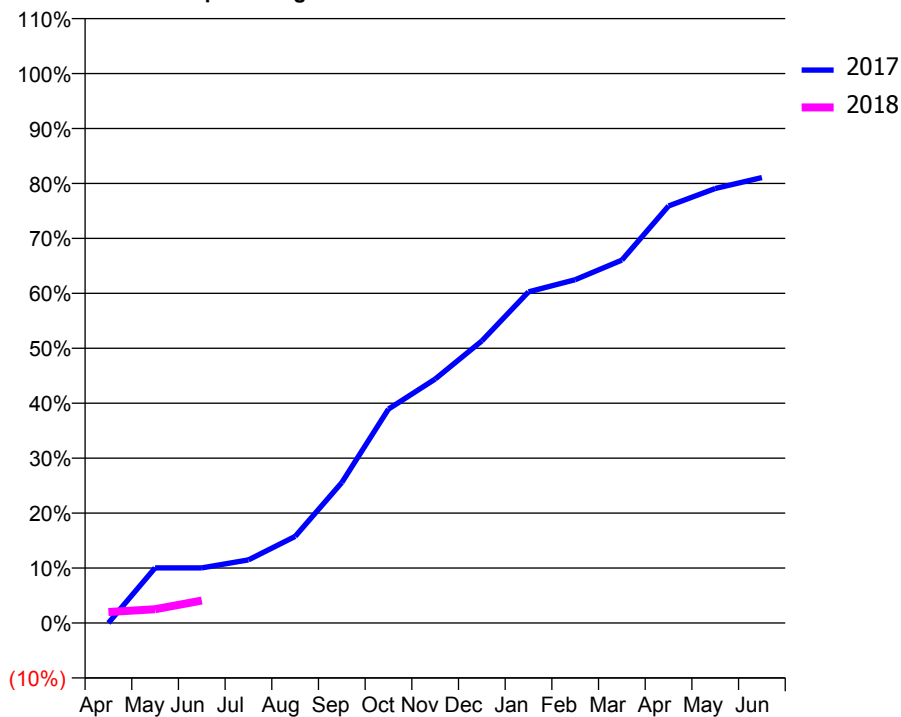
ACCESS*

Patients seen in 24 months	Total	Change since previous quarter
Quarter ending June 2016	236	
Quarter ending September 2016	212	↓
Quarter ending December 2016	219	↑
Quarter ending March 2017	191	↓
Quarter ending June 2017	191	→
Variance since June 2016	(19.1%)	↓



ACTIVITY

Cumulative percentage of contracted UDA delivered 2017 & 2018



Month	Adjusted Scheduled Activity (UDA)	
	2017	2018
April	0	12
May	60	15
June	60	25
July	69	
August	95	
September	153	
October	234	
November	266	
December	308	
January	362	
February	375	
March	396	
April	455	
May	474	
June	486	

QUALITY

	Quantity	Base Number	Contract	LHB	Wales
% of FP17s for the same patient ID Re-attending within 3 months - Children	0	0	N/A	8.5%	11.2%
% of FP17s for the same patient ID Re-attending within 3 months - Adults	7	46	15.2%	15.1%	16.4%
% of FP17s for the same patient ID Re-attending between 3 & 9 months - Children	0	0	N/A	56.6%	58.1%
% of FP17s for the same patient ID Re-attending between 3 & 9 months - Adults	4	46	8.7%	54.1%	54.8%
% of FP17s for Band 1 Urgent Courses	8	10	80.0%	9.4%	9.2%
% of FP17s Relating to Free Repair or Replacements	0	10	0.0%	0.8%	0.8%
% of FP17s Relating to Continuations	0	10	0.0%	0.8%	0.9%
% of Patients satisfied with the dentistry they have received	1	2	N/A	91.4%	92.1%
% of Patients satisfied with the time they had to wait for an appointment	1	2	N/A	86.0%	87.5%

* This is based on patients treated on this contract for their most recent course of treatment. Figures in italics indicate the base number of FP17s or Patient Questionnaire responses are less than 100. N/A is shown where the base number of responses is less than 10 during the period. % is calculated as Quantity/Base number*100

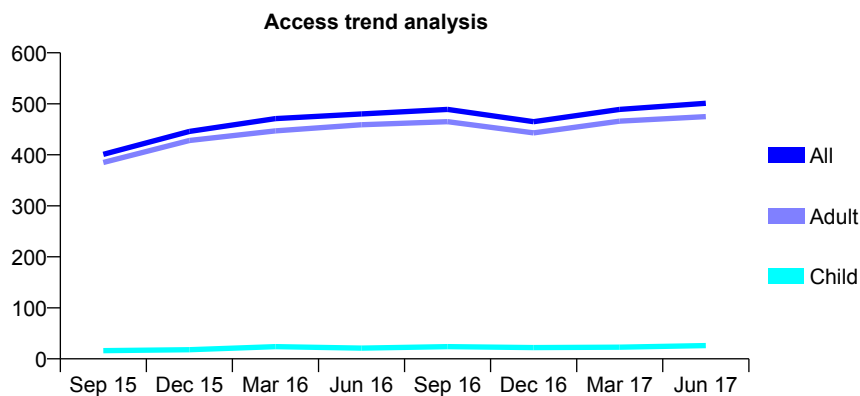
7A6 - Vital Signs At a Glance Contract Report for 133523/0007 - June 2017

Name or company name	Gateway OHS Limited
Contract type name	PDS Contract
Purpose of contract	General
Contract start date	01/04/2011
Contract end date	31/03/2018

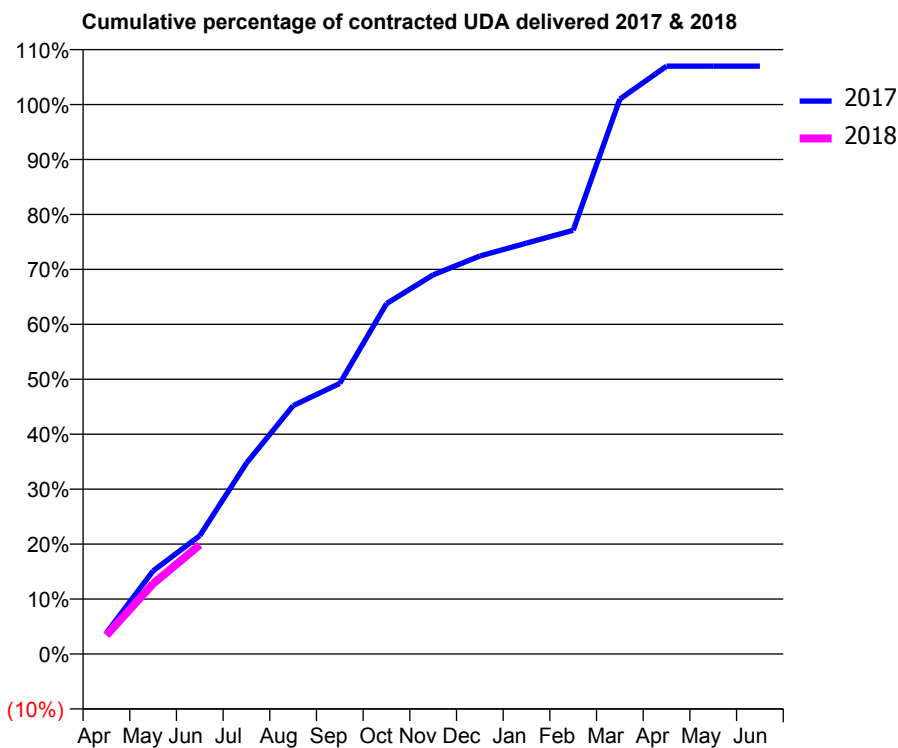
17/18 Contracted general activity (UDA)	562
Carry forward general activity (UDA)	0
17/18 Contracted orthodontic activity (UOA)	0
Carry forward orthodontic activity (UOA)	0
Baseline contract value	£21,159.52

ACCESS*

Patients seen in 24 months	Total	Change since previous quarter
Quarter ending June 2016	480	
Quarter ending September 2016	489	→
Quarter ending December 2016	465	↓
Quarter ending March 2017	489	↑
Quarter ending June 2017	501	↑
Variance since June 2016	4.4%	↑



ACTIVITY



Month	Adjusted Scheduled Activity (UDA)	
	2017	2018
April	22	19
May	85	72
June	121	112
July	195	
August	254	
September	277	
October	358	
November	388	
December	407	
January	420	
February	433	
March	568	
April	601	
May	601	
June	601	

QUALITY

	Quantity	Base Number	Contract	LHB	Wales
% of FP17s for the same patient ID Re-attending within 3 months - Children	0	7	0.0%	8.5%	11.2%
% of FP17s for the same patient ID Re-attending within 3 months - Adults	6	111	5.4%	15.1%	16.4%
% of FP17s for the same patient ID Re-attending between 3 & 9 months - Children	0	7	0.0%	56.6%	58.1%
% of FP17s for the same patient ID Re-attending between 3 & 9 months - Adults	1	111	0.9%	54.1%	54.8%
% of FP17s for Band 1 Urgent Courses	88	90	97.8%	9.4%	9.2%
% of FP17s Relating to Free Repair or Replacements	0	90	0.0%	0.8%	0.8%
% of FP17s Relating to Continuations	0	90	0.0%	0.8%	0.9%
% of Patients satisfied with the dentistry they have received	0	1	N/A	91.4%	92.1%
% of Patients satisfied with the time they had to wait for an appointment	0	1	N/A	86.0%	87.5%

* This is based on patients treated on this contract for their most recent course of treatment. Figures in italics indicate the base number of FP17s or Patient Questionnaire responses are less than 100. N/A is shown where the base number of responses is less than 10 during the period. % is calculated as Quantity/Base number*100

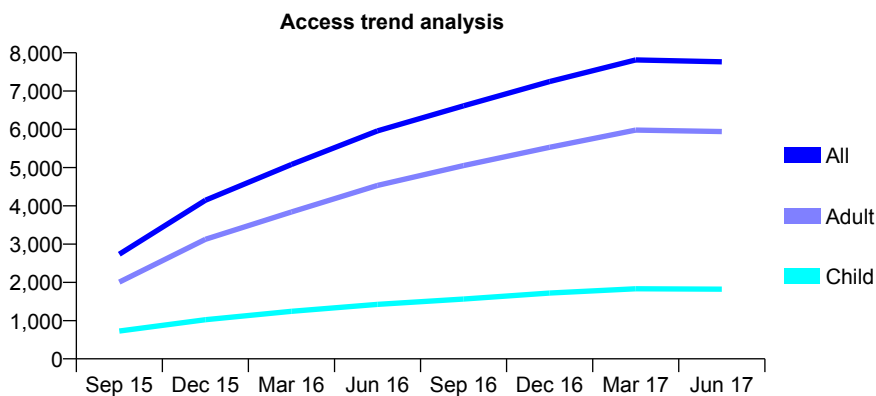
7A6 - Vital Signs At a Glance Contract Report for 133523/0008 - June 2017

Name or company name	Gateway OHS Limited
Contract type name	GDS Contract
Purpose of contract	General
Contract start date	01/04/2015
Contract end date	

17/18 Contracted general activity (UDA)	22,472
Carry forward general activity (UDA)	0
17/18 Contracted orthodontic activity (UOA)	0
Carry forward orthodontic activity (UOA)	0
Baseline contract value	£577,837.10

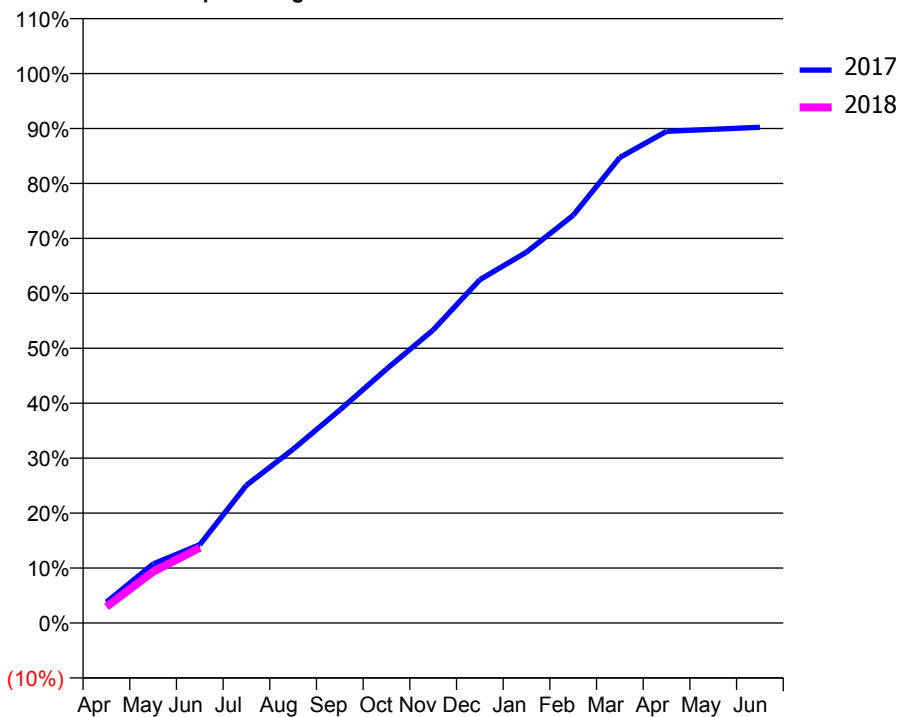
ACCESS*

Patients seen in 24 months	Total	Change since previous quarter
Quarter ending June 2016	5,959	
Quarter ending September 2016	6,615	↑
Quarter ending December 2016	7,249	↑
Quarter ending March 2017	7,812	↑
Quarter ending June 2017	7,764	→
Variance since June 2016	30.3%	↑



ACTIVITY

Cumulative percentage of contracted UDA delivered 2017 & 2018



Month	Adjusted Scheduled Activity (UDA)	
	2017	2018
April	852	662
May	2,414	2,095
June	3,203	3,079
July	5,638	
August	7,108	
September	8,711	
October	10,388	
November	11,983	
December	14,037	
January	15,169	
February	16,673	
March	19,042	
April	20,108	
May	20,193	
June	20,270	

QUALITY

	Quantity	Base Number	Contract	LHB	Wales
% of FP17s for the same patient ID Re-attending within 3 months - Children	20	402	5.0%	8.5%	11.2%
% of FP17s for the same patient ID Re-attending within 3 months - Adults	250	1,573	15.9%	15.1%	16.4%
% of FP17s for the same patient ID Re-attending between 3 & 9 months - Children	119	402	29.6%	56.6%	58.1%
% of FP17s for the same patient ID Re-attending between 3 & 9 months - Adults	557	1,573	35.4%	54.1%	54.8%
% of FP17s for Band 1 Urgent Courses	216	1,469	14.7%	9.4%	9.2%
% of FP17s Relating to Free Repair or Replacements	20	1,469	1.4%	0.8%	0.8%
% of FP17s Relating to Continuations	3	1,469	0.2%	0.8%	0.9%
% of Patients satisfied with the dentistry they have received	22	25	88.0%	91.4%	92.1%
% of Patients satisfied with the time they had to wait for an appointment	18	25	72.0%	86.0%	87.5%

* This is based on patients treated on this contract for their most recent course of treatment. Figures in italics indicate the base number of FP17s or Patient Questionnaire responses are less than 100. N/A is shown where the base number of responses is less than 10 during the period. % is calculated as Quantity/Base number*100

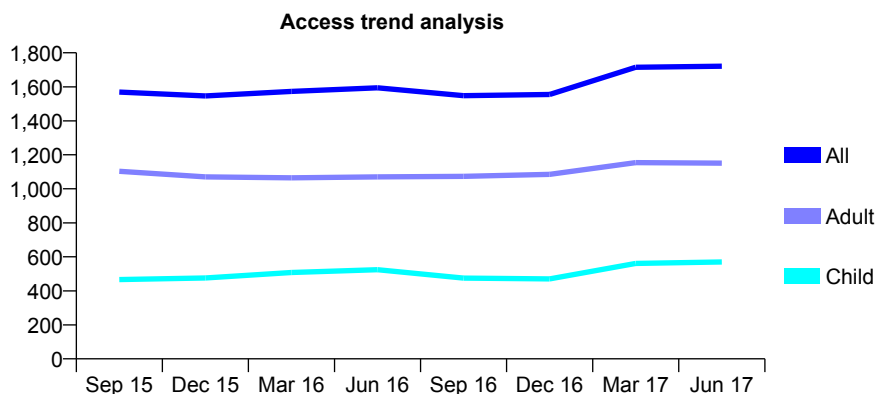
7A6 - Vital Signs At a Glance Contract Report for 140309/0001 - June 2017

Name or company name	A & M Jones Healthcare Ltd
Contract type name	GDS Contract
Purpose of contract	General
Contract start date	01/03/2012
Contract end date	

17/18 Contracted general activity (UDA)	5,754
Carry forward general activity (UDA)	0
17/18 Contracted orthodontic activity (UOA)	0
Carry forward orthodontic activity (UOA)	0
Baseline contract value	£195,519.58

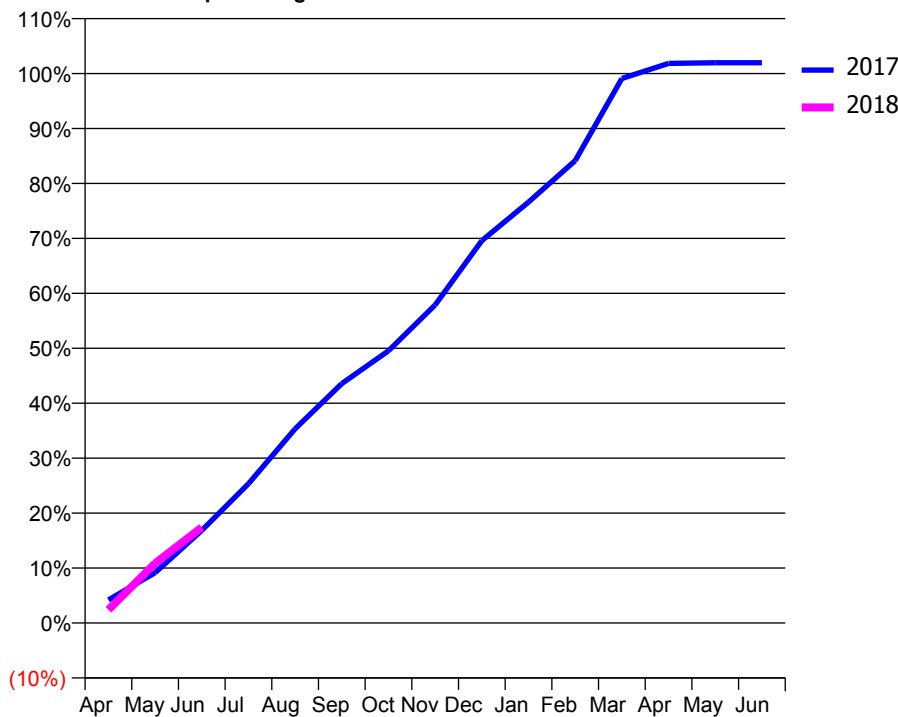
ACCESS*

Patients seen in 24 months	Total	Change since previous quarter
Quarter ending June 2016	1,594	
Quarter ending September 2016	1,548	↓
Quarter ending December 2016	1,555	→
Quarter ending March 2017	1,715	↑
Quarter ending June 2017	1,721	→
Variance since June 2016	8.0%	↑



ACTIVITY

Cumulative percentage of contracted UDA delivered 2017 & 2018



Adjusted Scheduled Activity (UDA)

Month	2017	2018
April	242	138
May	527	625
June	970	1,002
July	1,458	
August	2,034	
September	2,506	
October	2,851	
November	3,331	
December	4,004	
January	4,407	
February	4,842	
March	5,701	
April	5,860	
May	5,866	
June	5,866	

QUALITY

	Quantity	Base Number	Contract	LHB	Wales
% of FP17s for the same patient ID Re-attending within 3 months - Children	9	208	4.3%	8.5%	11.2%
% of FP17s for the same patient ID Re-attending within 3 months - Adults	38	352	10.8%	15.1%	16.4%
% of FP17s for the same patient ID Re-attending between 3 & 9 months - Children	86	208	41.3%	56.6%	58.1%
% of FP17s for the same patient ID Re-attending between 3 & 9 months - Adults	137	352	38.9%	54.1%	54.8%
% of FP17s for Band 1 Urgent Courses	55	489	11.2%	9.4%	9.2%
% of FP17s Relating to Free Repair or Replacements	1	489	0.2%	0.8%	0.8%
% of FP17s Relating to Continuations	5	489	1.0%	0.8%	0.9%
% of Patients satisfied with the dentistry they have received	2	2	N/A	91.4%	92.1%
% of Patients satisfied with the time they had to wait for an appointment	2	2	N/A	86.0%	87.5%

* This is based on patients treated on this contract for their most recent course of treatment. Figures in italics indicate the base number of FP17s or Patient Questionnaire responses are less than 100. N/A is shown where the base number of responses is less than 10 during the period. % is calculated as Quantity/Base number*100

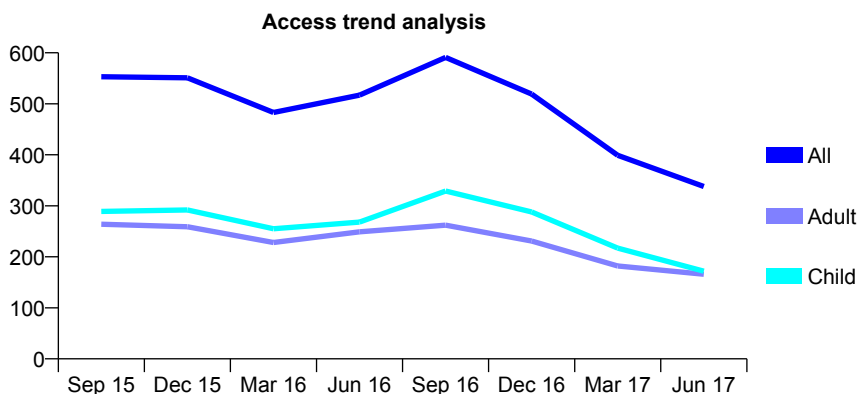
7A6 - Vital Signs At a Glance Contract Report for 140309/0002 - June 2017

Name or company name	A & M Jones Healthcare Ltd
Contract type name	GDS Contract
Purpose of contract	General
Contract start date	01/03/2012
Contract end date	

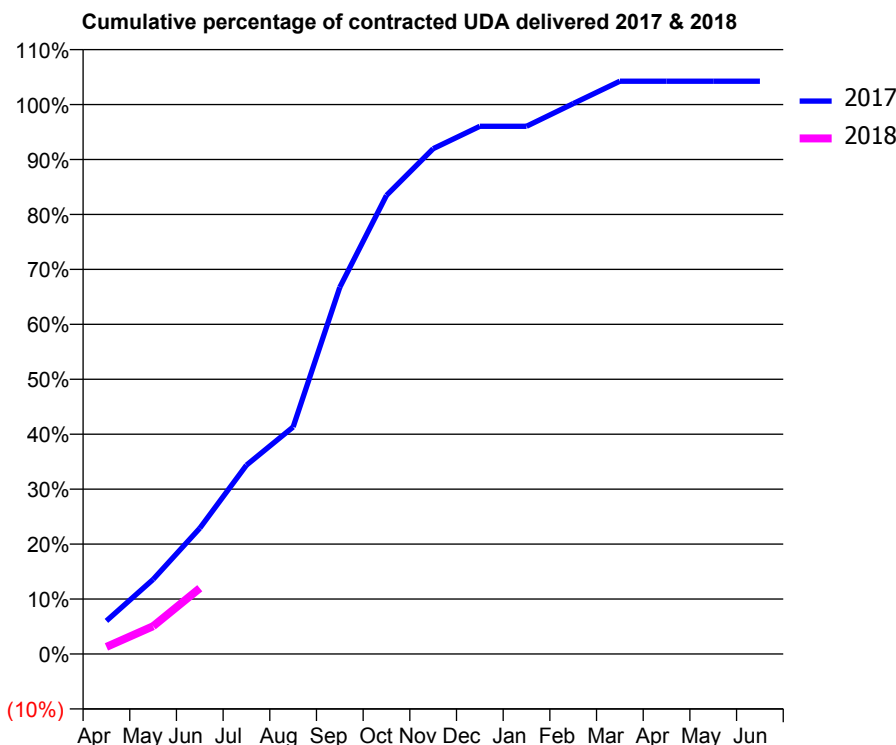
17/18 Contracted general activity (UDA)	1,314
Carry forward general activity (UDA)	0
17/18 Contracted orthodontic activity (UOA)	0
Carry forward orthodontic activity (UOA)	0
Baseline contract value	£29,215.21

ACCESS*

Patients seen in 24 months	Total	Change since previous quarter
Quarter ending June 2016	517	
Quarter ending September 2016	591	↑
Quarter ending December 2016	519	↓
Quarter ending March 2017	399	↓
Quarter ending June 2017	338	↓
Variance since June 2016	(34.6%)	↓



ACTIVITY



Month	Adjusted Scheduled Activity (UDA)	
	2017	2018
April	79	17
May	178	67
June	301	157
July	452	
August	543	
September	877	
October	1,097	
November	1,208	
December	1,262	
January	1,262	
February	1,316	
March	1,370	
April	1,370	
May	1,370	
June	1,370	

QUALITY

	Quantity	Base Number	Contract	LHB	Wales
% of FP17s for the same patient ID Re-attending within 3 months - Children	4	61	6.6%	8.5%	11.2%
% of FP17s for the same patient ID Re-attending within 3 months - Adults	3	43	7.0%	15.1%	16.4%
% of FP17s for the same patient ID Re-attending between 3 & 9 months - Children	39	61	63.9%	56.6%	58.1%
% of FP17s for the same patient ID Re-attending between 3 & 9 months - Adults	18	43	41.9%	54.1%	54.8%
% of FP17s for Band 1 Urgent Courses	7	104	6.7%	9.4%	9.2%
% of FP17s Relating to Free Repair or Replacements	0	104	0.0%	0.8%	0.8%
% of FP17s Relating to Continuations	1	104	1.0%	0.8%	0.9%
% of Patients satisfied with the dentistry they have received	0	0	N/A	91.4%	92.1%
% of Patients satisfied with the time they had to wait for an appointment	0	0	N/A	86.0%	87.5%

* This is based on patients treated on this contract for their most recent course of treatment. Figures in italics indicate the base number of FP17s or Patient Questionnaire responses are less than 100. N/A is shown where the base number of responses is less than 10 during the period. % is calculated as Quantity/Base number*100

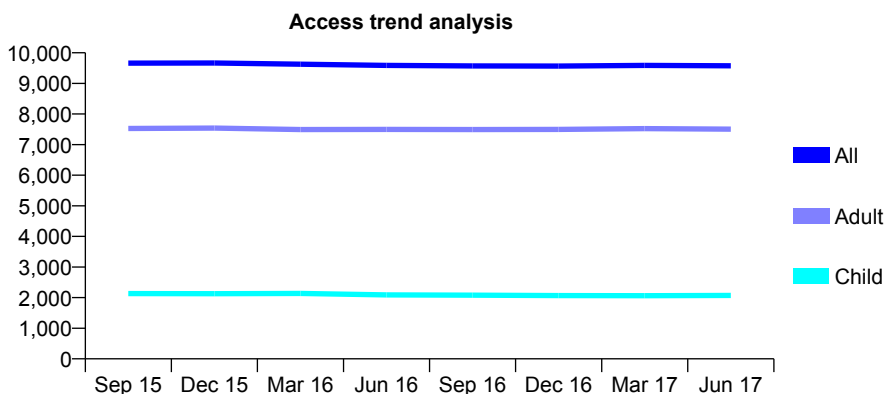
7A6 - Vital Signs At a Glance Contract Report for 142638/0001 - June 2017

Name or company name	The Goodwin Partnership Limited
Contract type name	GDS Contract
Purpose of contract	General
Contract start date	01/04/2009
Contract end date	

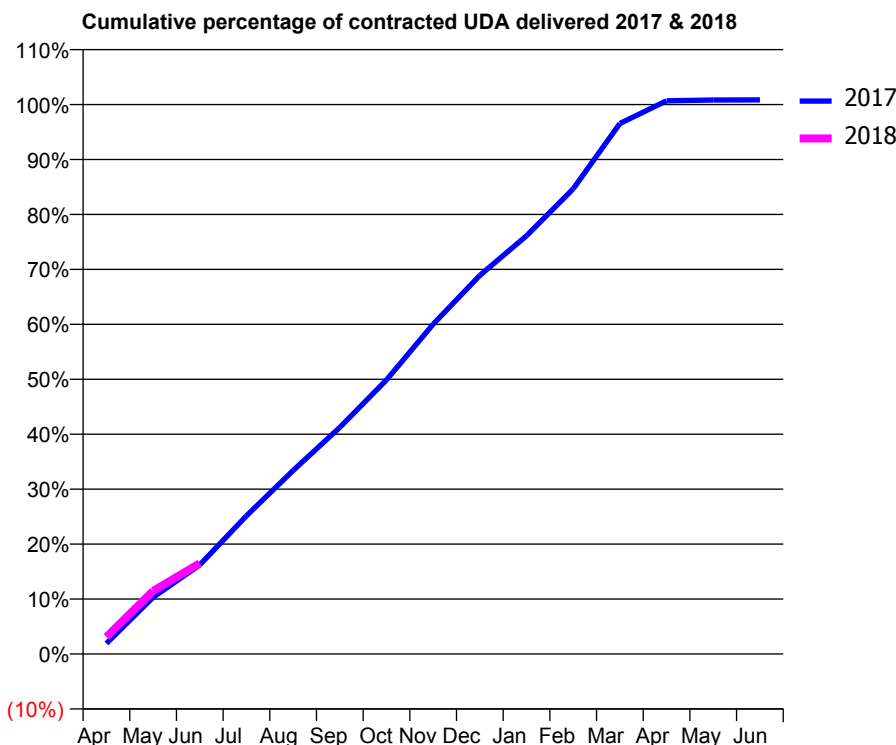
17/18 Contracted general activity (UDA)	26,856
Carry forward general activity (UDA)	0
17/18 Contracted orthodontic activity (UOA)	0
Carry forward orthodontic activity (UOA)	0
Baseline contract value	£672,860.93

ACCESS*

Patients seen in 24 months	Total	Change since previous quarter
Quarter ending June 2016	9,587	
Quarter ending September 2016	9,572	→
Quarter ending December 2016	9,565	→
Quarter ending March 2017	9,589	→
Quarter ending June 2017	9,577	→
Variance since June 2016	(0.1%)	→



ACTIVITY



Month	Adjusted Scheduled Activity (UDA)	
	2017	2018
April	518	836
May	2,771	3,085
June	4,354	4,437
July	6,758	
August	8,969	
September	11,074	
October	13,399	
November	16,122	
December	18,505	
January	20,439	
February	22,738	
March	25,930	
April	27,035	
May	27,078	
June	27,080	

QUALITY

	Quantity	Base Number	Contract	LHB	Wales
% of FP17s for the same patient ID Re-attending within 3 months - Children	51	617	8.3%	8.5%	11.2%
% of FP17s for the same patient ID Re-attending within 3 months - Adults	342	2,375	14.4%	15.1%	16.4%
% of FP17s for the same patient ID Re-attending between 3 & 9 months - Children	356	617	57.7%	56.6%	58.1%
% of FP17s for the same patient ID Re-attending between 3 & 9 months - Adults	1,392	2,375	58.6%	54.1%	54.8%
% of FP17s for Band 1 Urgent Courses	167	2,456	6.8%	9.4%	9.2%
% of FP17s Relating to Free Repair or Replacements	20	2,456	0.8%	0.8%	0.8%
% of FP17s Relating to Continuations	17	2,456	0.7%	0.8%	0.9%
% of Patients satisfied with the dentistry they have received	37	37	100.0%	91.4%	92.1%
% of Patients satisfied with the time they had to wait for an appointment	36	37	97.3%	86.0%	87.5%

* This is based on patients treated on this contract for their most recent course of treatment. Figures in italics indicate the base number of FP17s or Patient Questionnaire responses are less than 100. N/A is shown where the base number of responses is less than 10 during the period. % is calculated as Quantity/Base number*100

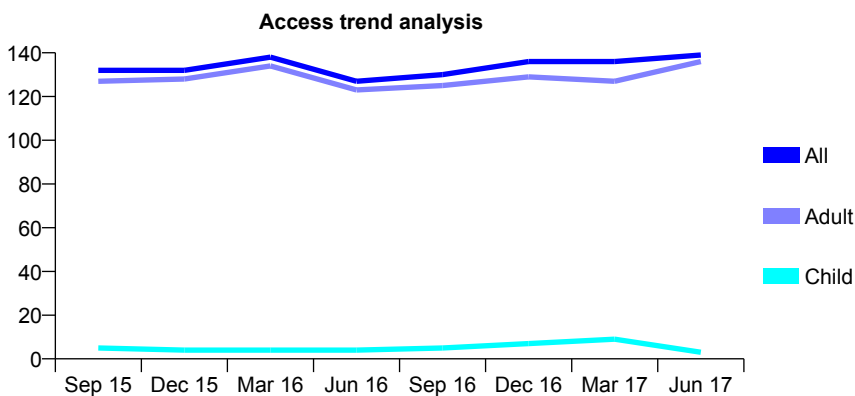
7A6 - Vital Signs At a Glance Contract Report for 142638/0002 - June 2017

Name or company name	The Goodwin Partnership Limited
Contract type name	GDS Contract
Purpose of contract	General
Contract start date	01/04/2009
Contract end date	

17/18 Contracted general activity (UDA)	180
Carry forward general activity (UDA)	0
17/18 Contracted orthodontic activity (UOA)	0
Carry forward orthodontic activity (UOA)	0
Baseline contract value	£10,554.18

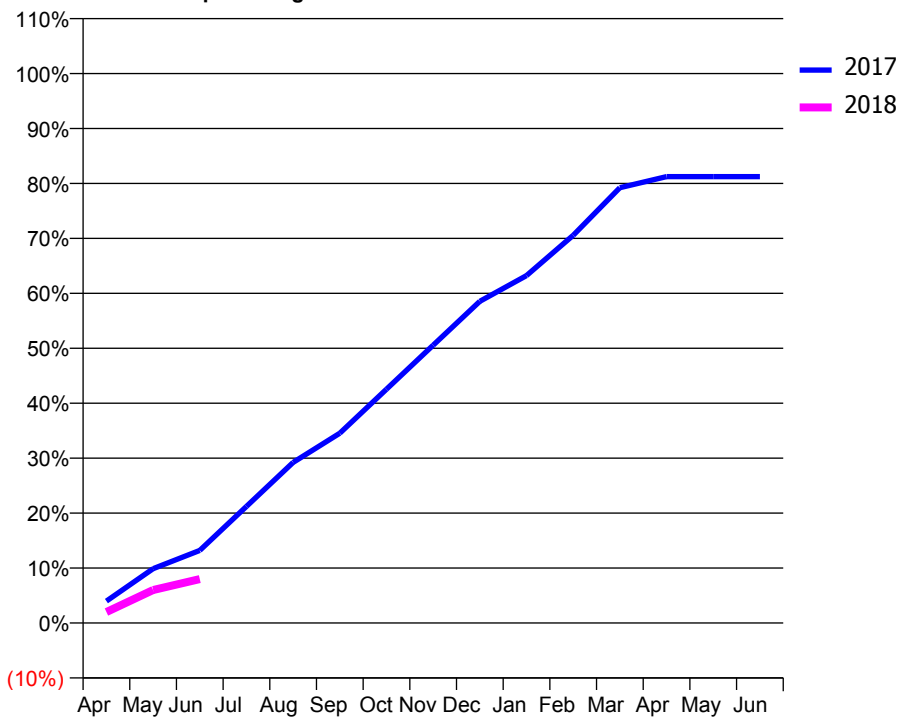
ACCESS*

Patients seen in 24 months	Total	Change since previous quarter
Quarter ending June 2016	127	
Quarter ending September 2016	130	↑
Quarter ending December 2016	136	↑
Quarter ending March 2017	136	→
Quarter ending June 2017	139	↑
Variance since June 2016	9.4%	↑



ACTIVITY

Cumulative percentage of contracted UDA delivered 2017 & 2018



Adjusted Scheduled Activity (UDA)

Month	2017	2018
April	7	4
May	18	11
June	24	14
July	38	
August	53	
September	62	
October	77	
November	91	
December	105	
January	114	
February	127	
March	143	
April	146	
May	146	
June	146	

QUALITY

	Quantity	Base Number	Contract	LHB	Wales
% of FP17s for the same patient ID Re-attending within 3 months - Children	0	0	N/A	8.5%	11.2%
% of FP17s for the same patient ID Re-attending within 3 months - Adults	0	15	0.0%	15.1%	16.4%
% of FP17s for the same patient ID Re-attending between 3 & 9 months - Children	0	0	N/A	56.6%	58.1%
% of FP17s for the same patient ID Re-attending between 3 & 9 months - Adults	0	15	0.0%	54.1%	54.8%
% of FP17s for Band 1 Urgent Courses	12	12	100.0%	9.4%	9.2%
% of FP17s Relating to Free Repair or Replacements	0	12	0.0%	0.8%	0.8%
% of FP17s Relating to Continuations	0	12	0.0%	0.8%	0.9%
% of Patients satisfied with the dentistry they have received	0	0	N/A	91.4%	92.1%
% of Patients satisfied with the time they had to wait for an appointment	0	0	N/A	86.0%	87.5%

* This is based on patients treated on this contract for their most recent course of treatment. Figures in italics indicate the base number of FP17s or Patient Questionnaire responses are less than 100. N/A is shown where the base number of responses is less than 10 during the period. % is calculated as Quantity/Base number*100

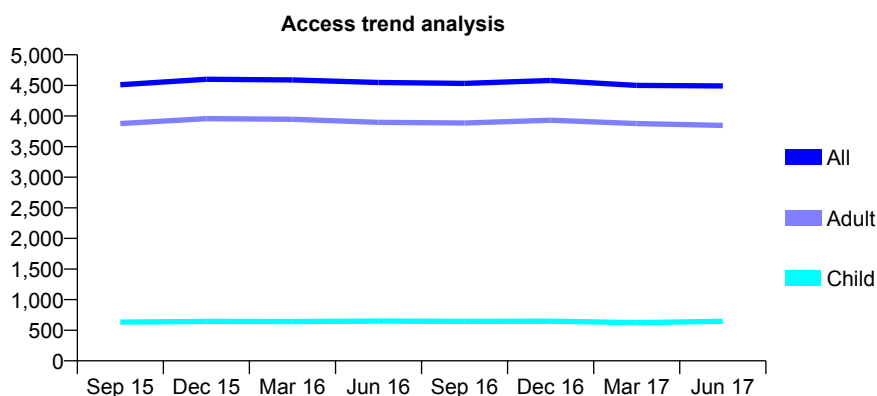
7A6 - Vital Signs At a Glance Contract Report for 144096/0001 - June 2017

Name or company name	Dalegrade Limited
Contract type name	GDS Contract
Purpose of contract	General
Contract start date	01/04/2010
Contract end date	

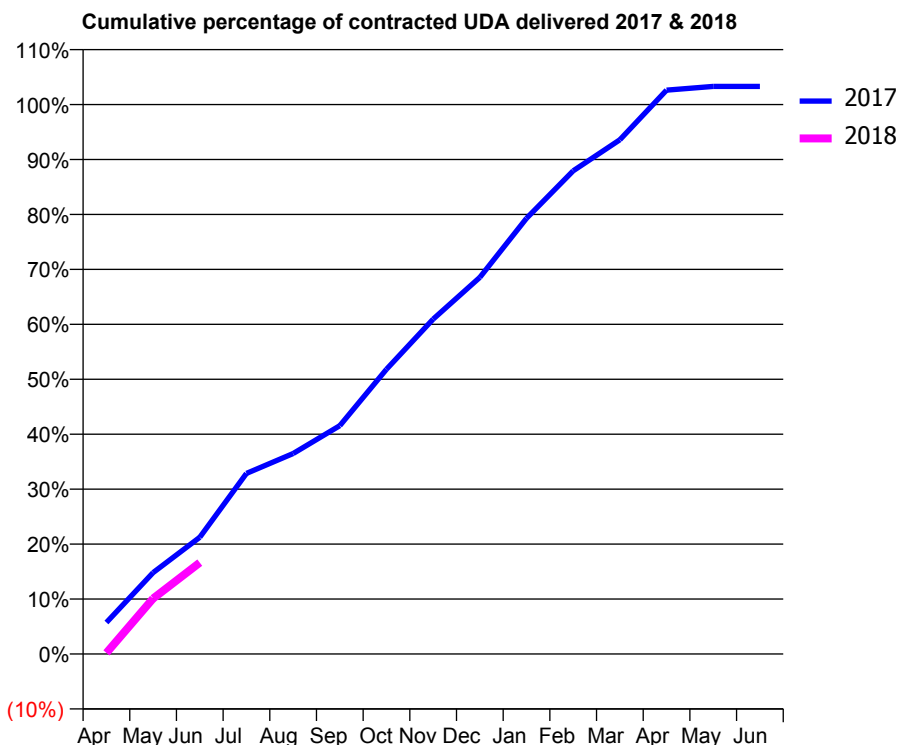
17/18 Contracted general activity (UDA)	13,320
Carry forward general activity (UDA)	0
17/18 Contracted orthodontic activity (UOA)	0
Carry forward orthodontic activity (UOA)	0
Baseline contract value	£396,292.58

ACCESS*

Patients seen in 24 months	Total	Change since previous quarter
Quarter ending June 2016	4,547	
Quarter ending September 2016	4,532	→
Quarter ending December 2016	4,580	→
Quarter ending March 2017	4,500	↓
Quarter ending June 2017	4,492	→
Variance since June 2016	(1.2%)	↓



ACTIVITY



Month	Adjusted Scheduled Activity (UDA)	
	2017	2018
April	766	26
May	1,973	1,346
June	2,831	2,215
July	4,379	
August	4,861	
September	5,536	
October	6,904	
November	8,118	
December	9,131	
January	10,563	
February	11,712	
March	12,467	
April	13,669	
May	13,757	
June	13,757	

QUALITY

	Quantity	Base Number	Contract	LHB	Wales
% of FP17s for the same patient ID Re-attending within 3 months - Children	13	246	5.3%	8.5%	11.2%
% of FP17s for the same patient ID Re-attending within 3 months - Adults	241	1,605	15.0%	15.1%	16.4%
% of FP17s for the same patient ID Re-attending between 3 & 9 months - Children	135	246	54.9%	56.6%	58.1%
% of FP17s for the same patient ID Re-attending between 3 & 9 months - Adults	906	1,605	56.4%	54.1%	54.8%
% of FP17s for Band 1 Urgent Courses	134	1,198	11.2%	9.4%	9.2%
% of FP17s Relating to Free Repair or Replacements	6	1,198	0.5%	0.8%	0.8%
% of FP17s Relating to Continuations	12	1,198	1.0%	0.8%	0.9%
% of Patients satisfied with the dentistry they have received	30	33	90.9%	91.4%	92.1%
% of Patients satisfied with the time they had to wait for an appointment	31	33	93.9%	86.0%	87.5%

* This is based on patients treated on this contract for their most recent course of treatment. Figures in italics indicate the base number of FP17s or Patient Questionnaire responses are less than 100. N/A is shown where the base number of responses is less than 10 during the period. % is calculated as Quantity/Base number*100

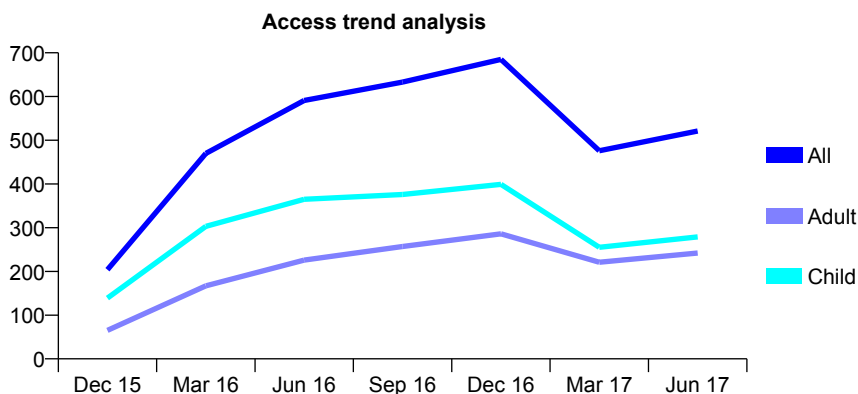
7A6 - Vital Signs At a Glance Contract Report for 144363/0001 - June 2017

Name or company name	Harj Consultancy Ltd
Contract type name	GDS Contract
Purpose of contract	General
Contract start date	01/10/2015
Contract end date	

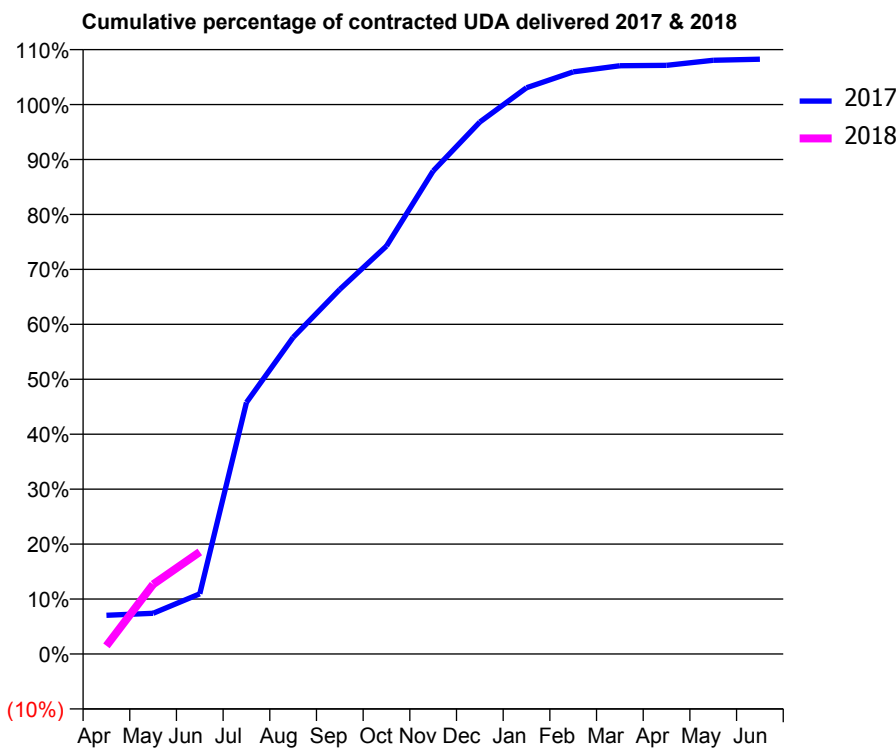
17/18 Contracted general activity (UDA)	1,617
Carry forward general activity (UDA)	0
17/18 Contracted orthodontic activity (UOA)	0
Carry forward orthodontic activity (UOA)	0
Baseline contract value	£36,761.42

ACCESS*

Patients seen in 24 months	Total	Change since previous quarter
Quarter ending June 2016	591	
Quarter ending September 2016	633	↑
Quarter ending December 2016	685	↑
Quarter ending March 2017	476	↓
Quarter ending June 2017	521	↑
Variance since June 2016	(11.8%)	↓



ACTIVITY



Adjusted Scheduled Activity (UDA)		
Month	2017	2018
April	114	24
May	120	205
June	177	300
July	740	
August	932	
September	1,073	
October	1,200	
November	1,422	
December	1,565	
January	1,666	
February	1,713	
March	1,731	
April	1,732	
May	1,747	
June	1,750	

QUALITY

	Quantity	Base Number	Contract	LHB	Wales
% of FP17s for the same patient ID Re-attending within 3 months - Children	0	101	0.0%	8.5%	11.2%
% of FP17s for the same patient ID Re-attending within 3 months - Adults	4	74	5.4%	15.1%	16.4%
% of FP17s for the same patient ID Re-attending between 3 & 9 months - Children	50	101	49.5%	56.6%	58.1%
% of FP17s for the same patient ID Re-attending between 3 & 9 months - Adults	37	74	50.0%	54.1%	54.8%
% of FP17s for Band 1 Urgent Courses	7	171	4.1%	9.4%	9.2%
% of FP17s Relating to Free Repair or Replacements	0	171	0.0%	0.8%	0.8%
% of FP17s Relating to Continuations	0	171	0.0%	0.8%	0.9%
% of Patients satisfied with the dentistry they have received	1	1	N/A	91.4%	92.1%
% of Patients satisfied with the time they had to wait for an appointment	1	1	N/A	86.0%	87.5%

* This is based on patients treated on this contract for their most recent course of treatment. Figures in italics indicate the base number of FP17s or Patient Questionnaire responses are less than 100. N/A is shown where the base number of responses is less than 10 during the period. % is calculated as Quantity/Base number*100

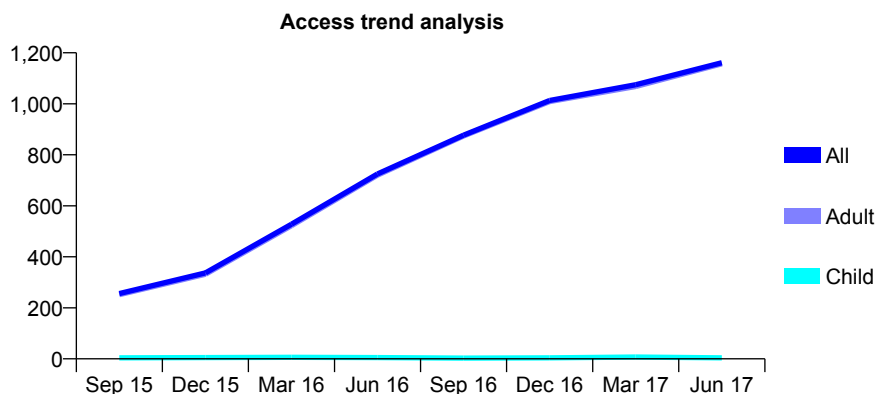
7A6 - Vital Signs At a Glance Contract Report for 146048/0004 - June 2017

Name or company name	Kensington Court Anaesthetic Clinic
Contract type name	PDS Contract
Purpose of contract	General
Contract start date	01/04/2014
Contract end date	31/03/2018

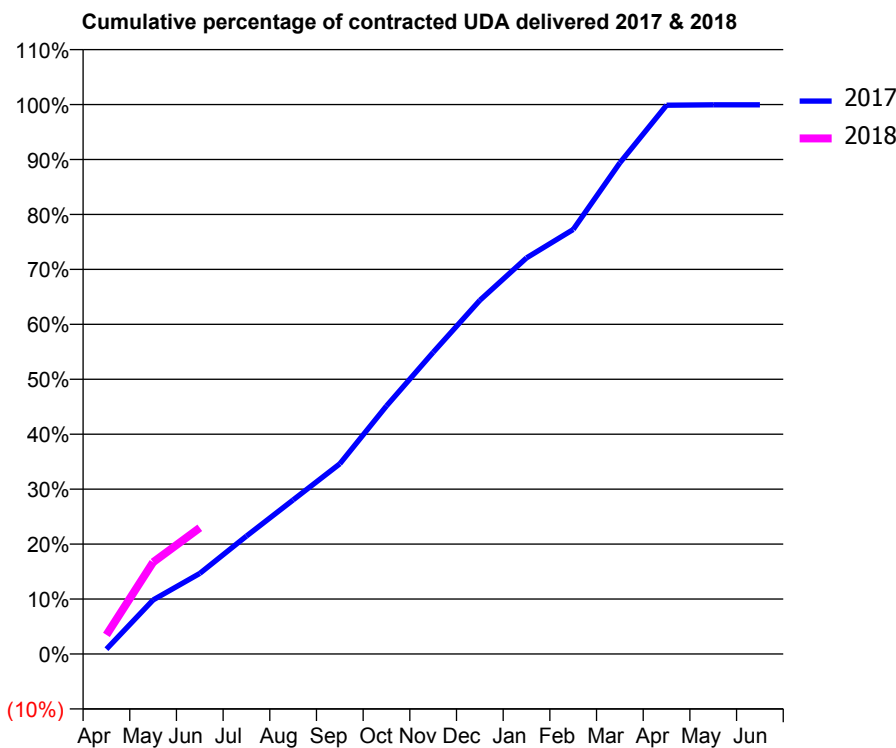
17/18 Contracted general activity (UDA)	1,980
Carry forward general activity (UDA)	0
17/18 Contracted orthodontic activity (UOA)	0
Carry forward orthodontic activity (UOA)	0
Baseline contract value	£147,482.89

ACCESS*

Patients seen in 24 months	Total	Change since previous quarter
Quarter ending June 2016	725	
Quarter ending September 2016	877	↑
Quarter ending December 2016	1,013	↑
Quarter ending March 2017	1,075	↑
Quarter ending June 2017	1,161	↑
Variance since June 2016	60.1%	↑



ACTIVITY



Month	Adjusted Scheduled Activity (UDA)	
	2017	2018
April	29	69
May	325	331
June	484	455
July	708	
August	925	
September	1,142	
October	1,490	
November	1,812	
December	2,124	
January	2,379	
February	2,549	
March	2,950	
April	3,296	
May	3,298	
June	3,298	

QUALITY

	Quantity	Base Number	Contract	LHB	Wales
% of FP17s for the same patient ID Re-attending within 3 months - Children	0	6	0.0%	8.5%	11.2%
% of FP17s for the same patient ID Re-attending within 3 months - Adults	1	285	0.4%	15.1%	16.4%
% of FP17s for the same patient ID Re-attending between 3 & 9 months - Children	0	6	0.0%	56.6%	58.1%
% of FP17s for the same patient ID Re-attending between 3 & 9 months - Adults	2	285	0.7%	54.1%	54.8%
% of FP17s for Band 1 Urgent Courses	0	161	0.0%	9.4%	9.2%
% of FP17s Relating to Free Repair or Replacements	0	161	0.0%	0.8%	0.8%
% of FP17s Relating to Continuations	0	161	0.0%	0.8%	0.9%
% of Patients satisfied with the dentistry they have received	1	1	N/A	91.4%	92.1%
% of Patients satisfied with the time they had to wait for an appointment	1	1	N/A	86.0%	87.5%

* This is based on patients treated on this contract for their most recent course of treatment. Figures in italics indicate the base number of FP17s or Patient Questionnaire responses are less than 100. N/A is shown where the base number of responses is less than 10 during the period. % is calculated as Quantity/Base number*100

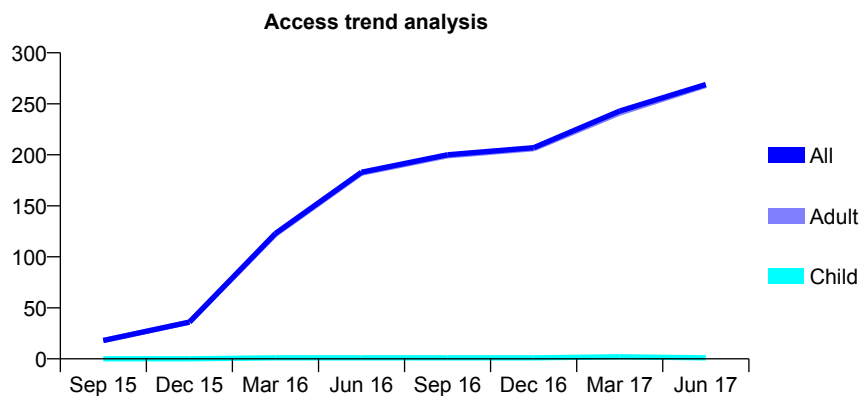
7A6 - Vital Signs At a Glance Contract Report for 146048/0008 - June 2017

Name or company name	Kensington Court Anaesthetic Clinic
Contract type name	PDS Contract
Purpose of contract	General
Contract start date	01/04/2015
Contract end date	31/03/2018

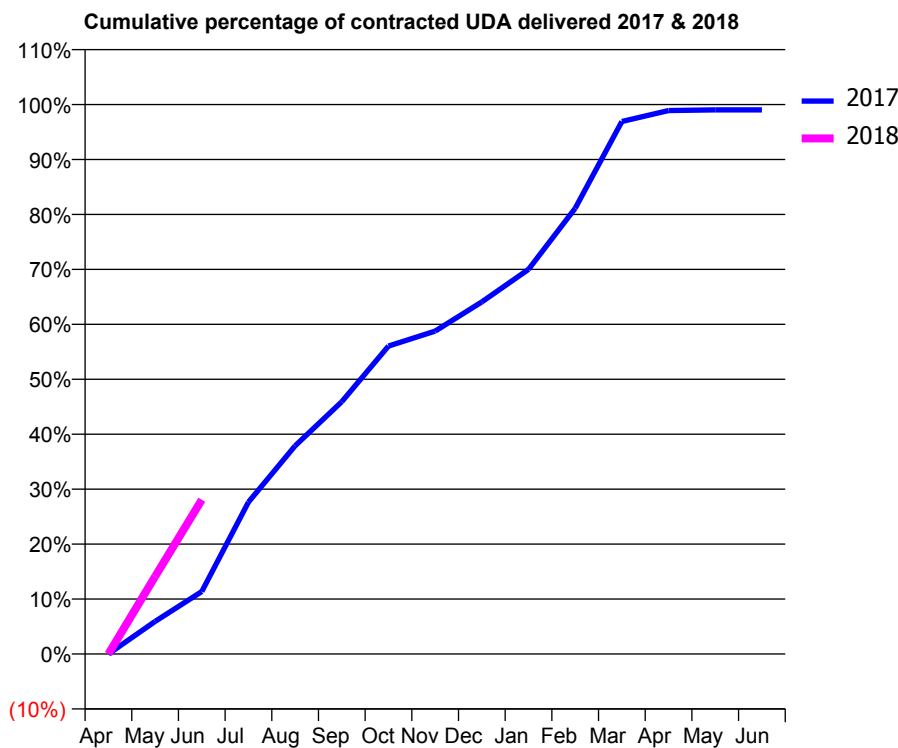
17/18 Contracted general activity (UDA)	659
Carry forward general activity (UDA)	0
17/18 Contracted orthodontic activity (UOA)	0
Carry forward orthodontic activity (UOA)	0
Baseline contract value	£68,486.76

ACCESS*

Patients seen in 24 months	Total	Change since previous quarter
Quarter ending June 2016	183	
Quarter ending September 2016	200	↑
Quarter ending December 2016	207	↑
Quarter ending March 2017	243	↑
Quarter ending June 2017	269	↑
Variance since June 2016	47.0%	↑



ACTIVITY



Month	Adjusted Scheduled Activity (UDA)	
	2017	2018
April	0	0
May	48	93
June	92	185
July	224	
August	307	
September	372	
October	454	
November	476	
December	519	
January	567	
February	657	
March	785	
April	801	
May	802	
June	802	

QUALITY

	Quantity	Base Number	Contract	LHB	Wales
% of FP17s for the same patient ID Re-attending within 3 months - Children	0	2	0.0%	8.5%	11.2%
% of FP17s for the same patient ID Re-attending within 3 months - Adults	5	76	6.6%	15.1%	16.4%
% of FP17s for the same patient ID Re-attending between 3 & 9 months - Children	0	2	0.0%	56.6%	58.1%
% of FP17s for the same patient ID Re-attending between 3 & 9 months - Adults	1	76	1.3%	54.1%	54.8%
% of FP17s for Band 1 Urgent Courses	0	71	0.0%	9.4%	9.2%
% of FP17s Relating to Free Repair or Replacements	0	71	0.0%	0.8%	0.8%
% of FP17s Relating to Continuations	0	71	0.0%	0.8%	0.9%
% of Patients satisfied with the dentistry they have received	0	0	N/A	91.4%	92.1%
% of Patients satisfied with the time they had to wait for an appointment	0	0	N/A	86.0%	87.5%

* This is based on patients treated on this contract for their most recent course of treatment. Figures in italics indicate the base number of FP17s or Patient Questionnaire responses are less than 100. N/A is shown where the base number of responses is less than 10 during the period. % is calculated as Quantity/Base number*100

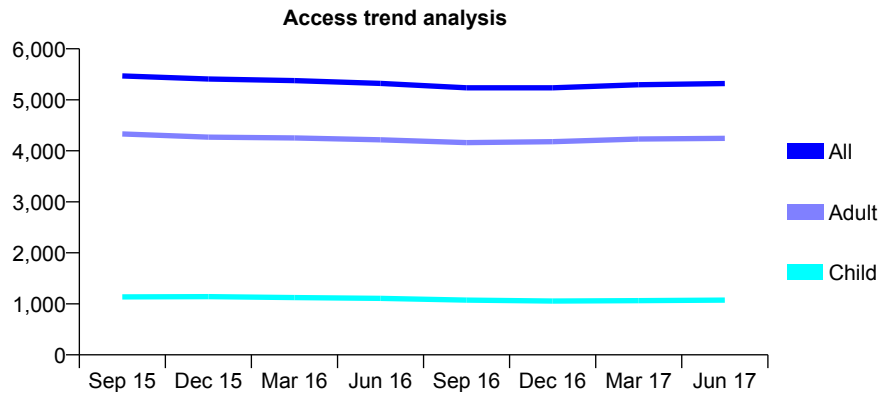
7A6 - Vital Signs At a Glance Contract Report for 148881/0001 - June 2017

Name or company name	N Malik & K Partridge
Contract type name	GDS Contract
Purpose of contract	General
Contract start date	01/11/2011
Contract end date	

17/18 Contracted general activity (UDA)	18,124
Carry forward general activity (UDA)	0
17/18 Contracted orthodontic activity (UOA)	0
Carry forward orthodontic activity (UOA)	0
Baseline contract value	£446,440.90

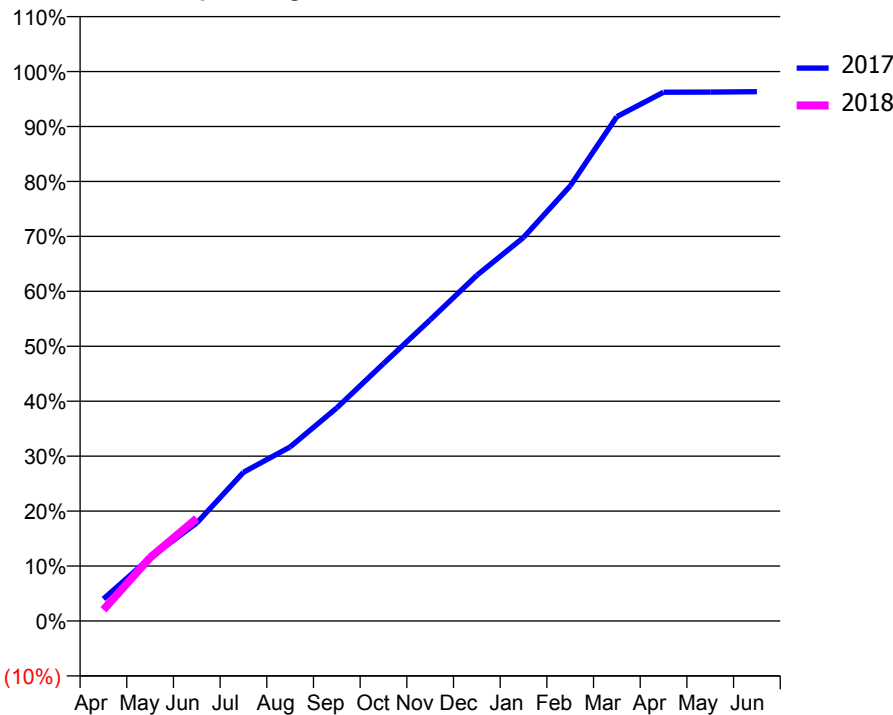
ACCESS*

Patients seen in 24 months	Total	Change since previous quarter
Quarter ending June 2016	5,322	
Quarter ending September 2016	5,235	↓
Quarter ending December 2016	5,234	→
Quarter ending March 2017	5,295	→
Quarter ending June 2017	5,318	→
Variance since June 2016	(0.1%)	→



ACTIVITY

Cumulative percentage of contracted UDA delivered 2017 & 2018



Month	Adjusted Scheduled Activity (UDA)	
	2017	2018
April	729	370
May	2,088	2,093
June	3,233	3,382
July	4,908	
August	5,741	
September	7,029	
October	8,489	
November	9,933	
December	11,400	
January	12,650	
February	14,348	
March	16,638	
April	17,440	
May	17,447	
June	17,460	

QUALITY

	Quantity	Base Number	Contract	LHB	Wales
% of FP17s for the same patient ID Re-attending within 3 months - Children	44	379	11.6%	8.5%	11.2%
% of FP17s for the same patient ID Re-attending within 3 months - Adults	230	1,434	16.0%	15.1%	16.4%
% of FP17s for the same patient ID Re-attending between 3 & 9 months - Children	221	379	58.3%	56.6%	58.1%
% of FP17s for the same patient ID Re-attending between 3 & 9 months - Adults	804	1,434	56.1%	54.1%	54.8%
% of FP17s for Band 1 Urgent Courses	146	1,527	9.6%	9.4%	9.2%
% of FP17s Relating to Free Repair or Replacements	35	1,527	2.3%	0.8%	0.8%
% of FP17s Relating to Continuations	17	1,527	1.1%	0.8%	0.9%
% of Patients satisfied with the dentistry they have received	18	21	85.7%	91.4%	92.1%
% of Patients satisfied with the time they had to wait for an appointment	17	21	81.0%	86.0%	87.5%

* This is based on patients treated on this contract for their most recent course of treatment. Figures in italics indicate the base number of FP17s or Patient Questionnaire responses are less than 100. N/A is shown where the base number of responses is less than 10 during the period. % is calculated as Quantity/Base number*100

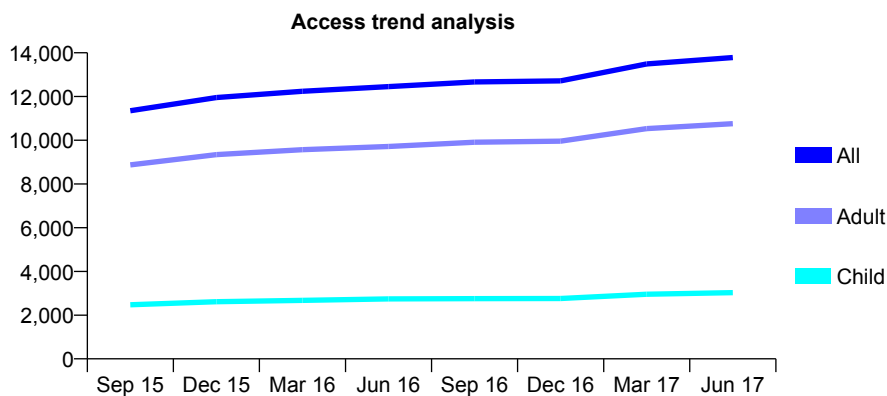
7A6 - Vital Signs At a Glance Contract Report for 154245/0003 - June 2017

Name or company name	Restore Dental Group
Contract type name	GDS Contract
Purpose of contract	General
Contract start date	01/04/2013
Contract end date	

17/18 Contracted general activity (UDA)	41,188
Carry forward general activity (UDA)	0
17/18 Contracted orthodontic activity (UOA)	0
Carry forward orthodontic activity (UOA)	0
Baseline contract value	£1,037,903.88

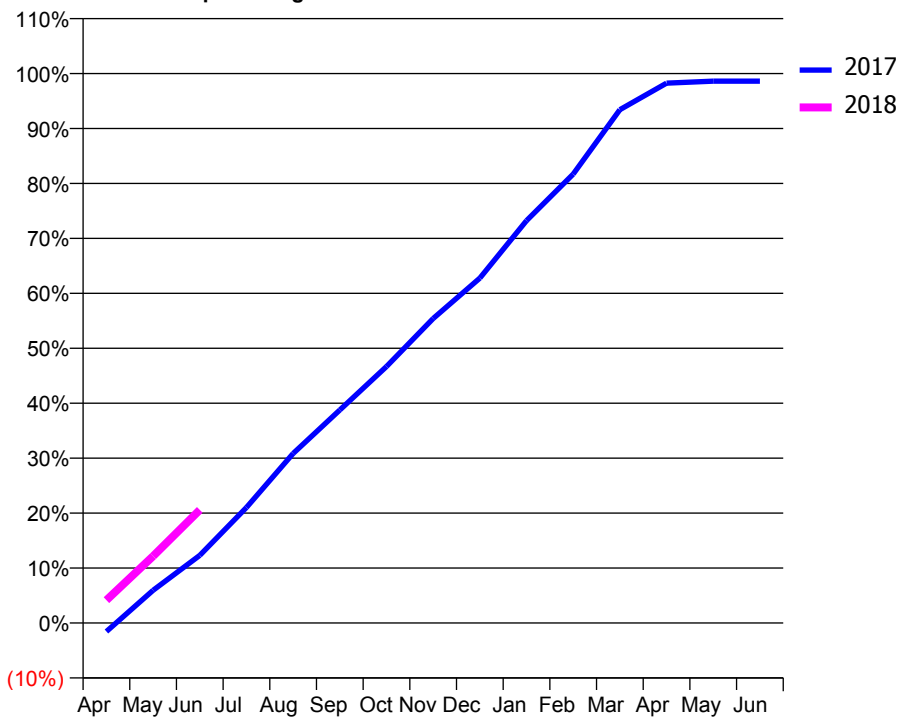
ACCESS*

Patients seen in 24 months	Total	Change since previous quarter
Quarter ending June 2016	12,456	
Quarter ending September 2016	12,669	→
Quarter ending December 2016	12,716	→
Quarter ending March 2017	13,488	↑
Quarter ending June 2017	13,785	↑
Variance since June 2016	10.7%	↑



ACTIVITY

Cumulative percentage of contracted UDA delivered 2017 & 2018



Month	Adjusted Scheduled Activity (UDA)	
	2017	2018
April	-641	1,715
May	2,458	5,016
June	5,072	8,478
July	8,661	
August	12,713	
September	15,969	
October	19,221	
November	22,827	
December	25,856	
January	30,162	
February	33,644	
March	38,475	
April	40,466	
May	40,613	
June	40,617	

QUALITY

	Quantity	Base Number	Contract	LHB	Wales
% of FP17s for the same patient ID Re-attending within 3 months - Children	64	1,112	5.8%	8.5%	11.2%
% of FP17s for the same patient ID Re-attending within 3 months - Adults	525	4,158	12.6%	15.1%	16.4%
% of FP17s for the same patient ID Re-attending between 3 & 9 months - Children	615	1,112	55.3%	56.6%	58.1%
% of FP17s for the same patient ID Re-attending between 3 & 9 months - Adults	2,440	4,158	58.7%	54.1%	54.8%
% of FP17s for Band 1 Urgent Courses	342	4,290	8.0%	9.4%	9.2%
% of FP17s Relating to Free Repair or Replacements	38	4,290	0.9%	0.8%	0.8%
% of FP17s Relating to Continuations	41	4,290	1.0%	0.8%	0.9%
% of Patients satisfied with the dentistry they have received	40	42	95.2%	91.4%	92.1%
% of Patients satisfied with the time they had to wait for an appointment	37	42	88.1%	86.0%	87.5%

* This is based on patients treated on this contract for their most recent course of treatment. Figures in italics indicate the base number of FP17s or Patient Questionnaire responses are less than 100. N/A is shown where the base number of responses is less than 10 during the period. % is calculated as Quantity/Base number*100

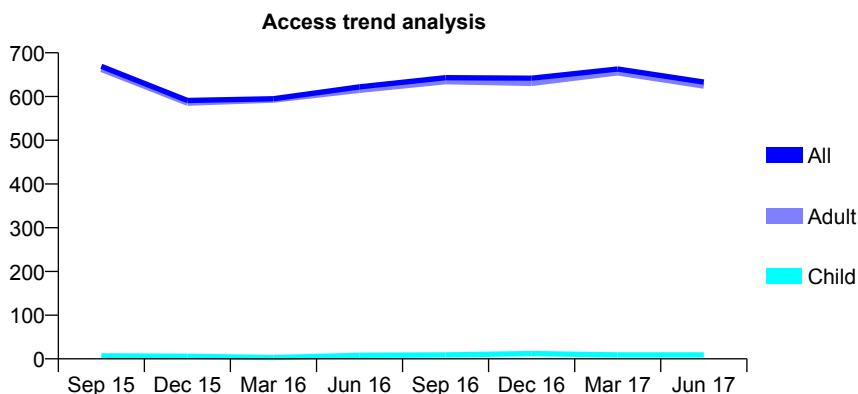
7A6 - Vital Signs At a Glance Contract Report for 154245/0004 - June 2017

Name or company name	Restore Dental Group
Contract type name	GDS Contract
Purpose of contract	General
Contract start date	01/04/2013
Contract end date	

17/18 Contracted general activity (UDA)	912
Carry forward general activity (UDA)	0
17/18 Contracted orthodontic activity (UOA)	0
Carry forward orthodontic activity (UOA)	0
Baseline contract value	£53,405.57

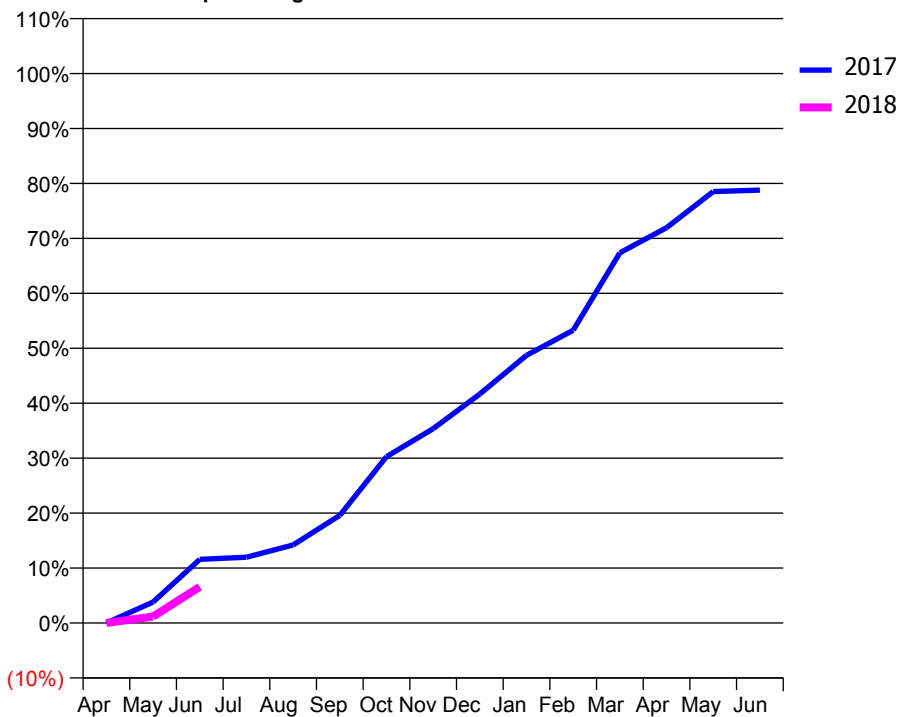
ACCESS*

Patients seen in 24 months	Total	Change since previous quarter
Quarter ending June 2016	622	
Quarter ending September 2016	643	↑
Quarter ending December 2016	642	→
Quarter ending March 2017	663	↑
Quarter ending June 2017	633	↓
Variance since June 2016	1.8%	→



ACTIVITY

Cumulative percentage of contracted UDA delivered 2017 & 2018



Month	Adjusted Scheduled Activity (UDA)	
	2017	2018
April	0	0
May	35	11
June	106	60
July	109	
August	130	
September	179	
October	276	
November	323	
December	380	
January	444	
February	486	
March	614	
April	656	
May	716	
June	718	

QUALITY

	Quantity	Base Number	Contract	LHB	Wales
% of FP17s for the same patient ID Re-attending within 3 months - Children	0	5	0.0%	8.5%	11.2%
% of FP17s for the same patient ID Re-attending within 3 months - Adults	8	132	6.1%	15.1%	16.4%
% of FP17s for the same patient ID Re-attending between 3 & 9 months - Children	0	5	0.0%	56.6%	58.1%
% of FP17s for the same patient ID Re-attending between 3 & 9 months - Adults	3	132	2.3%	54.1%	54.8%
% of FP17s for Band 1 Urgent Courses	50	50	100.0%	9.4%	9.2%
% of FP17s Relating to Free Repair or Replacements	0	50	0.0%	0.8%	0.8%
% of FP17s Relating to Continuations	0	50	0.0%	0.8%	0.9%
% of Patients satisfied with the dentistry they have received	0	0	N/A	91.4%	92.1%
% of Patients satisfied with the time they had to wait for an appointment	0	0	N/A	86.0%	87.5%

* This is based on patients treated on this contract for their most recent course of treatment. Figures in italics indicate the base number of FP17s or Patient Questionnaire responses are less than 100. N/A is shown where the base number of responses is less than 10 during the period. % is calculated as Quantity/Base number*100

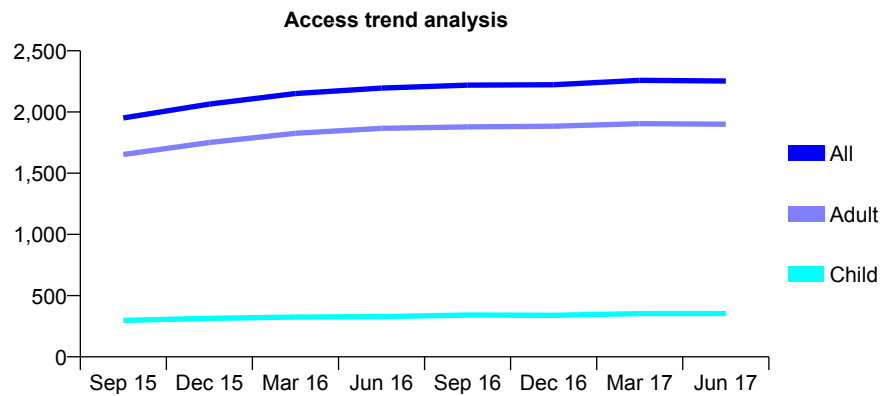
7A6 - Vital Signs At a Glance Contract Report for 156566/0001 - June 2017

Name or company name	Blackwood Dental Centre.
Contract type name	GDS Contract
Purpose of contract	General
Contract start date	04/09/2014
Contract end date	

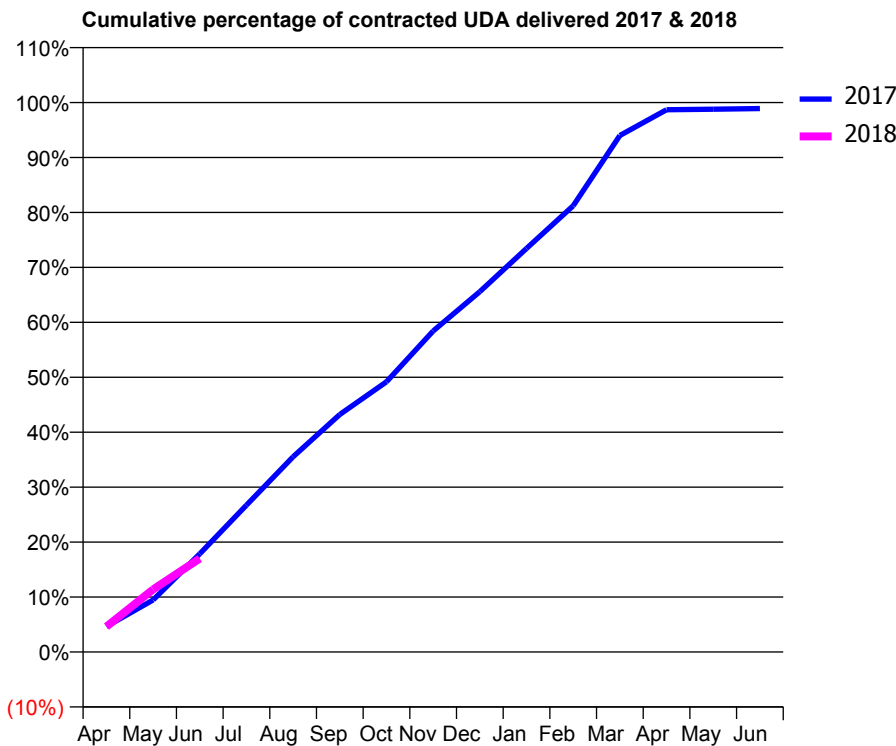
17/18 Contracted general activity (UDA)	7,346
Carry forward general activity (UDA)	0
17/18 Contracted orthodontic activity (UOA)	0
Carry forward orthodontic activity (UOA)	0
Baseline contract value	£174,325.62

ACCESS*

Patients seen in 24 months	Total	Change since previous quarter
Quarter ending June 2016	2,195	
Quarter ending September 2016	2,220	→
Quarter ending December 2016	2,223	→
Quarter ending March 2017	2,259	→
Quarter ending June 2017	2,253	→
Variance since June 2016	2.6%	↑



ACTIVITY



Month	Adjusted Scheduled Activity (UDA)	
	2017	2018
April	341	339
May	697	837
June	1,313	1,250
July	1,964	
August	2,611	
September	3,176	
October	3,612	
November	4,291	
December	4,817	
January	5,394	
February	5,966	
March	6,906	
April	7,250	
May	7,256	
June	7,266	

QUALITY

	Quantity	Base Number	Contract	LHB	Wales
% of FP17s for the same patient ID Re-attending within 3 months - Children	3	105	2.9%	8.5%	11.2%
% of FP17s for the same patient ID Re-attending within 3 months - Adults	61	590	10.3%	15.1%	16.4%
% of FP17s for the same patient ID Re-attending between 3 & 9 months - Children	64	105	61.0%	56.6%	58.1%
% of FP17s for the same patient ID Re-attending between 3 & 9 months - Adults	348	590	59.0%	54.1%	54.8%
% of FP17s for Band 1 Urgent Courses	34	576	5.9%	9.4%	9.2%
% of FP17s Relating to Free Repair or Replacements	4	576	0.7%	0.8%	0.8%
% of FP17s Relating to Continuations	6	576	1.0%	0.8%	0.9%
% of Patients satisfied with the dentistry they have received	20	21	95.2%	91.4%	92.1%
% of Patients satisfied with the time they had to wait for an appointment	20	21	95.2%	86.0%	87.5%

* This is based on patients treated on this contract for their most recent course of treatment. Figures in italics indicate the base number of FP17s or Patient Questionnaire responses are less than 100. N/A is shown where the base number of responses is less than 10 during the period. % is calculated as Quantity/Base number*100

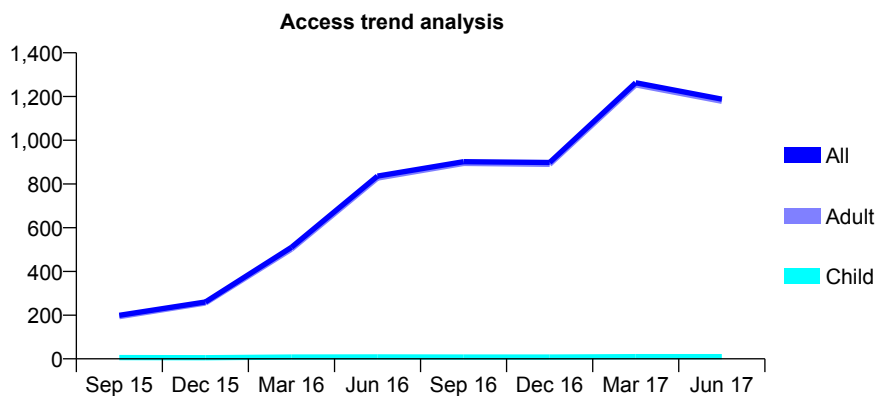
7A6 - Vital Signs At a Glance Contract Report for 156566/0002 - June 2017

Name or company name	Blackwood Dental Centre.
Contract type name	PDS Contract
Purpose of contract	General
Contract start date	04/09/2014
Contract end date	31/03/2018

17/18 Contracted general activity (UDA)	1,980
Carry forward general activity (UDA)	0
17/18 Contracted orthodontic activity (UOA)	0
Carry forward orthodontic activity (UOA)	0
Baseline contract value	£147,482.89

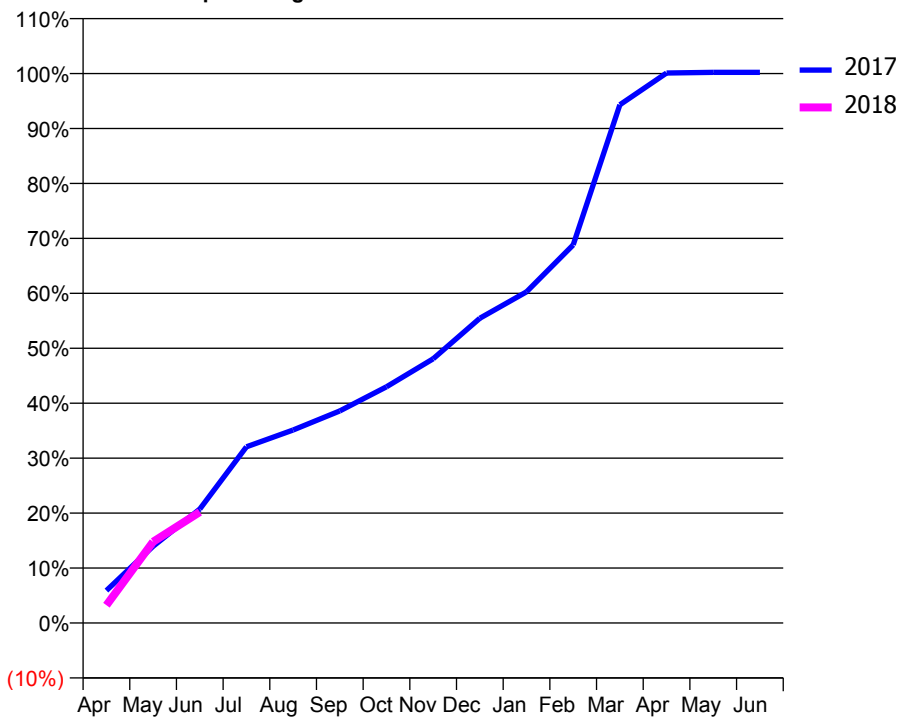
ACCESS*

Patients seen in 24 months	Total	Change since previous quarter
Quarter ending June 2016	836	
Quarter ending September 2016	902	↑
Quarter ending December 2016	898	→
Quarter ending March 2017	1,263	↑
Quarter ending June 2017	1,188	↓
Variance since June 2016	42.1%	↑



ACTIVITY

Cumulative percentage of contracted UDA delivered 2017 & 2018



QUALITY

	Quantity	Base Number	Contract	LHB	Wales
% of FP17s for the same patient ID Re-attending within 3 months - Children	0	3	0.0%	8.5%	11.2%
% of FP17s for the same patient ID Re-attending within 3 months - Adults	6	230	2.6%	15.1%	16.4%
% of FP17s for the same patient ID Re-attending between 3 & 9 months - Children	0	3	0.0%	56.6%	58.1%
% of FP17s for the same patient ID Re-attending between 3 & 9 months - Adults	1	230	0.4%	54.1%	54.8%
% of FP17s for Band 1 Urgent Courses	0	154	0.0%	9.4%	9.2%
% of FP17s Relating to Free Repair or Replacements	0	154	0.0%	0.8%	0.8%
% of FP17s Relating to Continuations	0	154	0.0%	0.8%	0.9%
% of Patients satisfied with the dentistry they have received	8	10	80.0%	91.4%	92.1%
% of Patients satisfied with the time they had to wait for an appointment	6	10	60.0%	86.0%	87.5%

* This is based on patients treated on this contract for their most recent course of treatment. Figures in italics indicate the base number of FP17s or Patient Questionnaire responses are less than 100. N/A is shown where the base number of responses is less than 10 during the period. % is calculated as Quantity/Base number*100

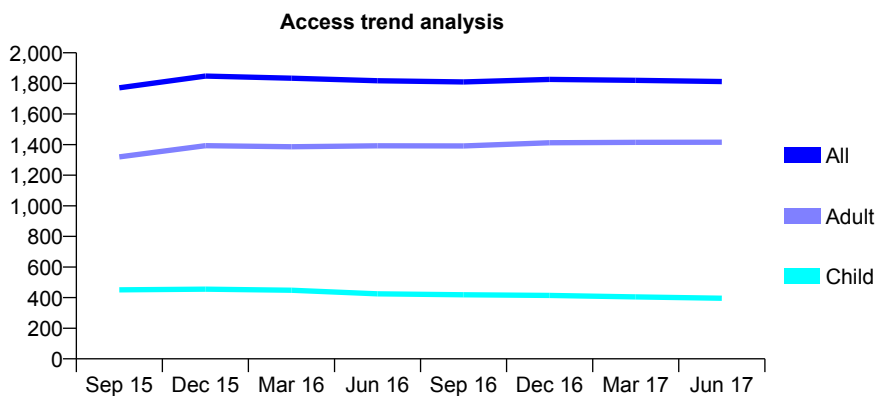
7A6 - Vital Signs At a Glance Contract Report for 157392/0002 - June 2017

Name or company name	Plant & Thomas
Contract type name	GDS Contract
Purpose of contract	General
Contract start date	01/05/2010
Contract end date	

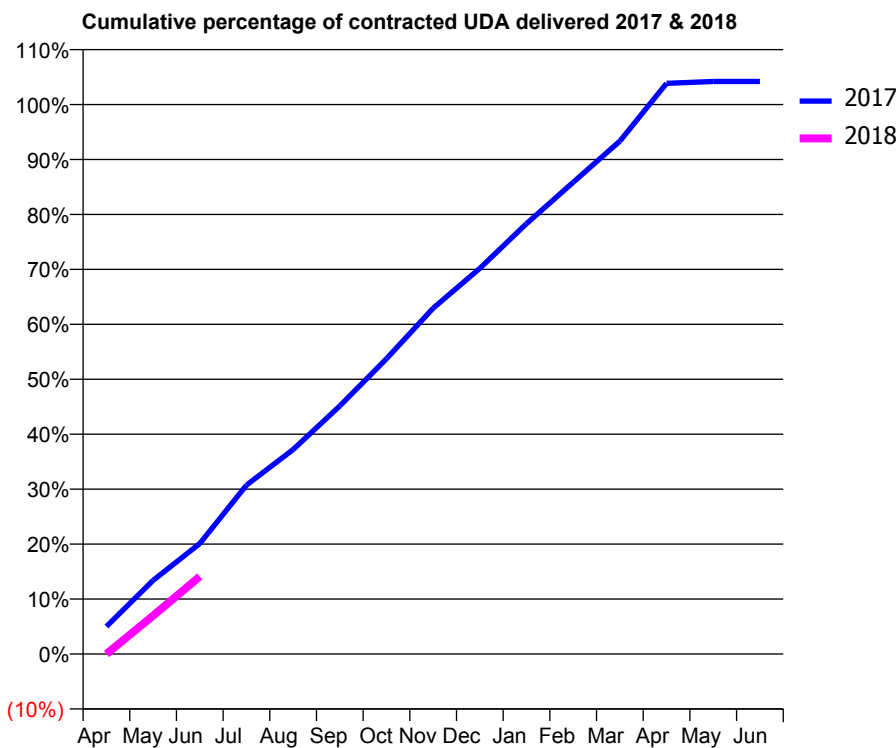
17/18 Contracted general activity (UDA)	5,111
Carry forward general activity (UDA)	0
17/18 Contracted orthodontic activity (UOA)	0
Carry forward orthodontic activity (UOA)	0
Baseline contract value	£136,839.78

ACCESS*

Patients seen in 24 months	Total	Change since previous quarter
Quarter ending June 2016	1,817	
Quarter ending September 2016	1,810	→
Quarter ending December 2016	1,826	→
Quarter ending March 2017	1,820	→
Quarter ending June 2017	1,812	→
Variance since June 2016	(0.3%)	→



ACTIVITY



Month	Adjusted Scheduled Activity (UDA)	
	2017	2018
April	256	0
May	686	357
June	1,027	721
July	1,571	
August	1,902	
September	2,307	
October	2,747	
November	3,217	
December	3,588	
January	4,004	
February	4,387	
March	4,771	
April	5,308	
May	5,325	
June	5,326	

QUALITY

	Quantity	Base Number	Contract	LHB	Wales
% of FP17s for the same patient ID Re-attending within 3 months - Children	5	142	3.5%	8.5%	11.2%
% of FP17s for the same patient ID Re-attending within 3 months - Adults	72	582	12.4%	15.1%	16.4%
% of FP17s for the same patient ID Re-attending between 3 & 9 months - Children	95	142	66.9%	56.6%	58.1%
% of FP17s for the same patient ID Re-attending between 3 & 9 months - Adults	381	582	65.5%	54.1%	54.8%
% of FP17s for Band 1 Urgent Courses	45	435	10.3%	9.4%	9.2%
% of FP17s Relating to Free Repair or Replacements	4	435	0.9%	0.8%	0.8%
% of FP17s Relating to Continuations	3	435	0.7%	0.8%	0.9%
% of Patients satisfied with the dentistry they have received	5	5	N/A	91.4%	92.1%
% of Patients satisfied with the time they had to wait for an appointment	5	5	N/A	86.0%	87.5%

* This is based on patients treated on this contract for their most recent course of treatment. Figures in italics indicate the base number of FP17s or Patient Questionnaire responses are less than 100. N/A is shown where the base number of responses is less than 10 during the period. % is calculated as Quantity/Base number*100

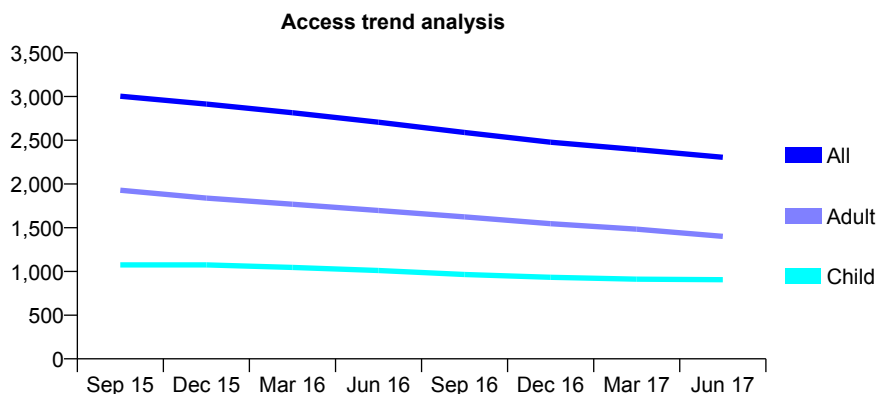
7A6 - Vital Signs At a Glance Contract Report for 157406/0001 - June 2017

Name or company name	TFL Care Limited
Contract type name	GDS Contract
Purpose of contract	General
Contract start date	01/06/2013
Contract end date	

17/18 Contracted general activity (UDA)	5,907
Carry forward general activity (UDA)	0
17/18 Contracted orthodontic activity (UOA)	0
Carry forward orthodontic activity (UOA)	0
Baseline contract value	£165,556.90

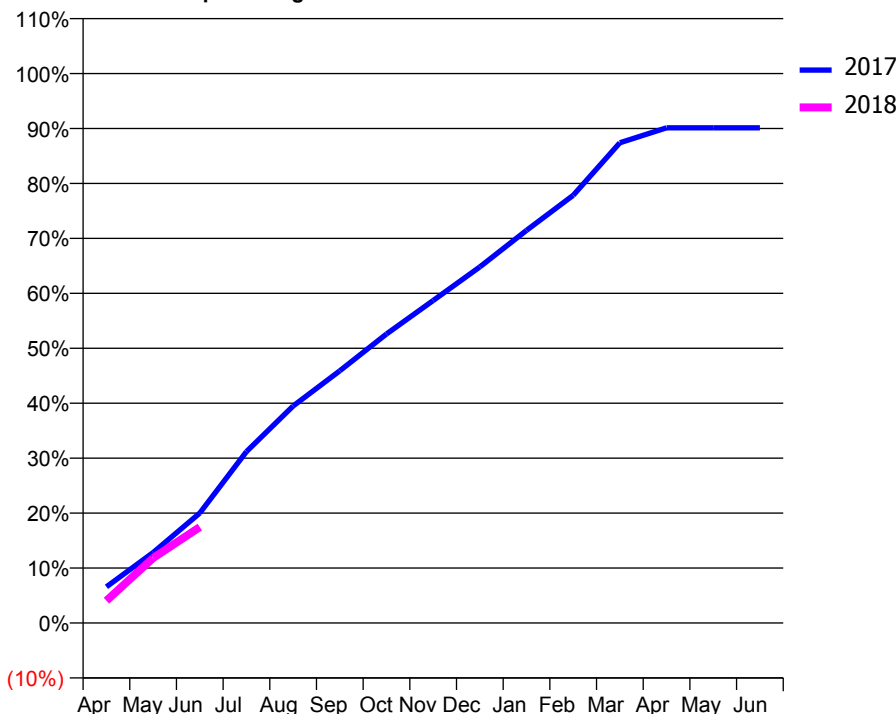
ACCESS*

Patients seen in 24 months	Total	Change since previous quarter
Quarter ending June 2016	2,706	
Quarter ending September 2016	2,589	↓
Quarter ending December 2016	2,478	↓
Quarter ending March 2017	2,394	↓
Quarter ending June 2017	2,305	↓
Variance since June 2016	(14.8%)	↓



ACTIVITY

Cumulative percentage of contracted UDA delivered 2017 & 2018



Adjusted Scheduled Activity (UDA)

Month	2017	2018
April	461	240
May	897	698
June	1,400	1,032
July	2,183	
August	2,764	
September	3,213	
October	3,682	
November	4,107	
December	4,535	
January	5,001	
February	5,449	
March	6,116	
April	6,306	
May	6,306	
June	6,306	

QUALITY

	Quantity	Base Number	Contract	LHB	Wales
% of FP17s for the same patient ID Re-attending within 3 months - Children	22	319	6.9%	8.5%	11.2%
% of FP17s for the same patient ID Re-attending within 3 months - Adults	66	441	15.0%	15.1%	16.4%
% of FP17s for the same patient ID Re-attending between 3 & 9 months - Children	219	319	68.7%	56.6%	58.1%
% of FP17s for the same patient ID Re-attending between 3 & 9 months - Adults	244	441	55.3%	54.1%	54.8%
% of FP17s for Band 1 Urgent Courses	79	649	12.2%	9.4%	9.2%
% of FP17s Relating to Free Repair or Replacements	3	649	0.5%	0.8%	0.8%
% of FP17s Relating to Continuations	0	649	0.0%	0.8%	0.9%
% of Patients satisfied with the dentistry they have received	16	19	84.2%	91.4%	92.1%
% of Patients satisfied with the time they had to wait for an appointment	18	19	94.7%	86.0%	87.5%

* This is based on patients treated on this contract for their most recent course of treatment. Figures in italics indicate the base number of FP17s or Patient Questionnaire responses are less than 100. N/A is shown where the base number of responses is less than 10 during the period. % is calculated as Quantity/Base number*100

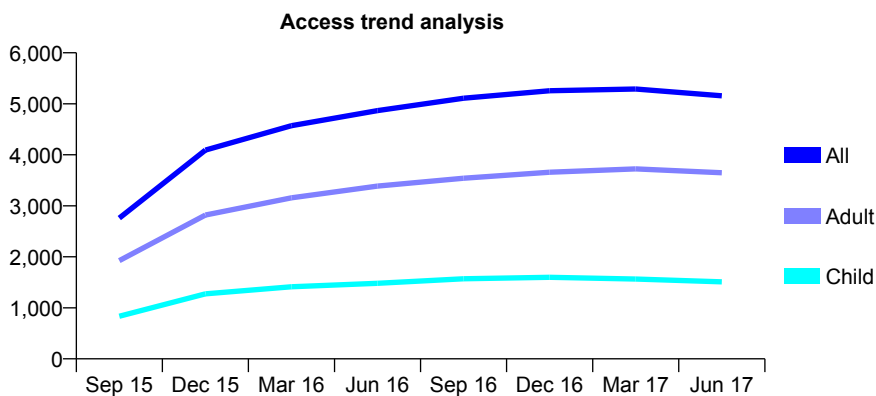
7A6 - Vital Signs At a Glance Contract Report for 159905/0001 - June 2017

Name or company name	Grove Surgery Ltd
Contract type name	GDS Contract
Purpose of contract	General
Contract start date	01/04/2015
Contract end date	

17/18 Contracted general activity (UDA)	15,226
Carry forward general activity (UDA)	0
17/18 Contracted orthodontic activity (UOA)	0
Carry forward orthodontic activity (UOA)	0
Baseline contract value	£389,760.81

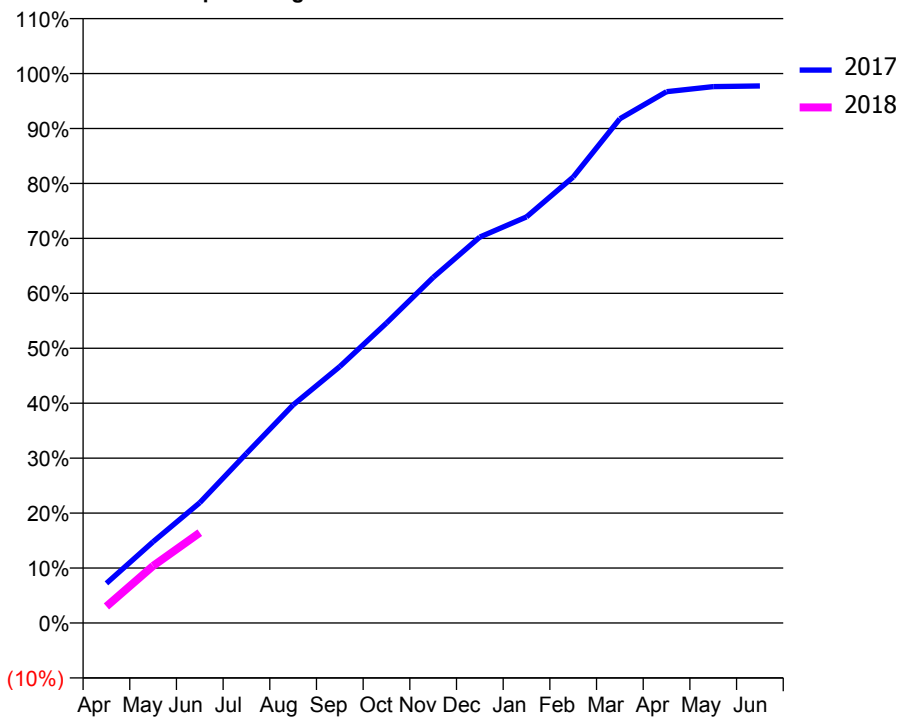
ACCESS*

Patients seen in 24 months	Total	Change since previous quarter
Quarter ending June 2016	4,867	
Quarter ending September 2016	5,109	↑
Quarter ending December 2016	5,257	↑
Quarter ending March 2017	5,289	→
Quarter ending June 2017	5,158	↓
Variance since June 2016	6.0%	↑



ACTIVITY

Cumulative percentage of contracted UDA delivered 2017 & 2018



Adjusted Scheduled Activity (UDA)

Month	2017	2018
April	1,100	461
May	2,251	1,582
June	3,334	2,502
July	4,699	
August	6,041	
September	7,109	
October	8,313	
November	9,575	
December	10,693	
January	11,253	
February	12,358	
March	13,970	
April	14,721	
May	14,863	
June	14,880	

QUALITY

	Quantity	Base Number	Contract	LHB	Wales
% of FP17s for the same patient ID Re-attending within 3 months - Children	23	462	5.0%	8.5%	11.2%
% of FP17s for the same patient ID Re-attending within 3 months - Adults	123	1,253	9.8%	15.1%	16.4%
% of FP17s for the same patient ID Re-attending between 3 & 9 months - Children	303	462	65.6%	56.6%	58.1%
% of FP17s for the same patient ID Re-attending between 3 & 9 months - Adults	773	1,253	61.7%	54.1%	54.8%
% of FP17s for Band 1 Urgent Courses	97	1,344	7.2%	9.4%	9.2%
% of FP17s Relating to Free Repair or Replacements	6	1,344	0.4%	0.8%	0.8%
% of FP17s Relating to Continuations	10	1,344	0.7%	0.8%	0.9%
% of Patients satisfied with the dentistry they have received	20	23	87.0%	91.4%	92.1%
% of Patients satisfied with the time they had to wait for an appointment	22	23	95.7%	86.0%	87.5%

* This is based on patients treated on this contract for their most recent course of treatment. Figures in italics indicate the base number of FP17s or Patient Questionnaire responses are less than 100. N/A is shown where the base number of responses is less than 10 during the period. % is calculated as Quantity/Base number*100

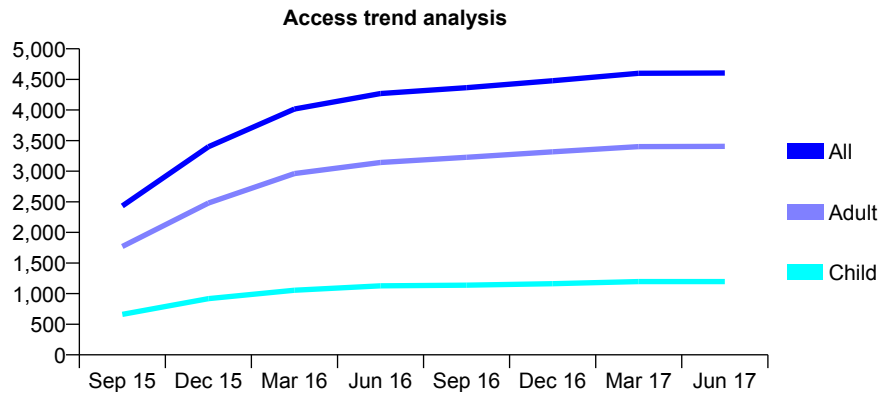
7A6 - Vital Signs At a Glance Contract Report for 159905/0002 - June 2017

Name or company name	Grove Surgery Ltd
Contract type name	GDS Contract
Purpose of contract	General
Contract start date	01/04/2015
Contract end date	

17/18 Contracted general activity (UDA)	14,764
Carry forward general activity (UDA)	0
17/18 Contracted orthodontic activity (UOA)	0
Carry forward orthodontic activity (UOA)	0
Baseline contract value	£402,988.61

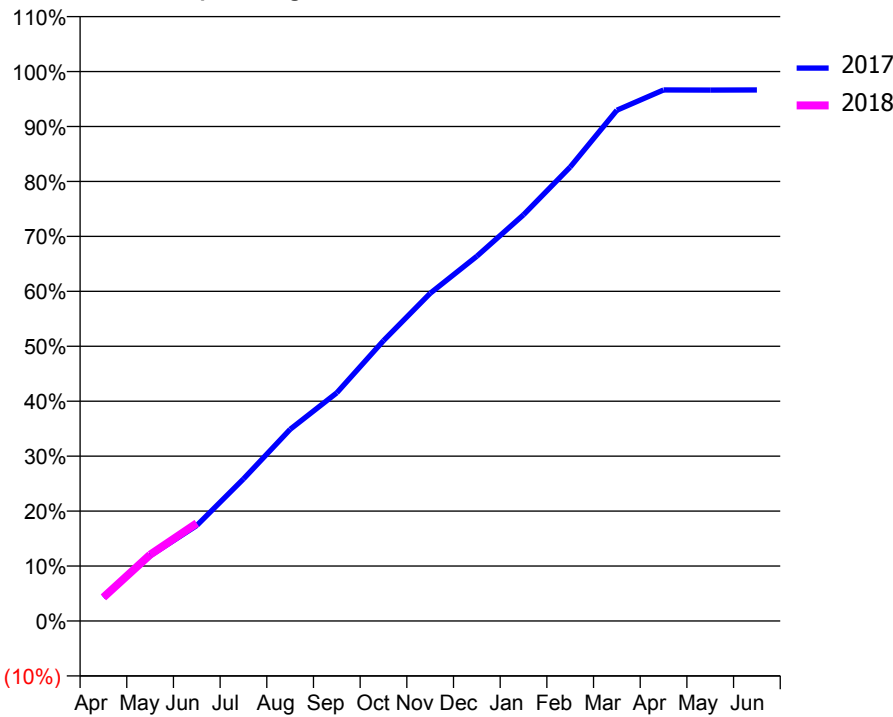
ACCESS*

Patients seen in 24 months	Total	Change since previous quarter
Quarter ending June 2016	4,270	
Quarter ending September 2016	4,366	↑
Quarter ending December 2016	4,478	↑
Quarter ending March 2017	4,601	↑
Quarter ending June 2017	4,604	→
Variance since June 2016	7.8%	↑



ACTIVITY

Cumulative percentage of contracted UDA delivered 2017 & 2018



Month	Adjusted Scheduled Activity (UDA)	
	2017	2018
April	635	636
May	1,753	1,781
June	2,567	2,629
July	3,816	
August	5,151	
September	6,132	
October	7,533	
November	8,804	
December	9,800	
January	10,914	
February	12,198	
March	13,725	
April	14,270	
May	14,264	
June	14,270	

QUALITY

	Quantity	Base Number	Contract	LHB	Wales
% of FP17s for the same patient ID Re-attending within 3 months - Children	27	395	6.8%	8.5%	11.2%
% of FP17s for the same patient ID Re-attending within 3 months - Adults	142	1,151	12.3%	15.1%	16.4%
% of FP17s for the same patient ID Re-attending between 3 & 9 months - Children	241	395	61.0%	56.6%	58.1%
% of FP17s for the same patient ID Re-attending between 3 & 9 months - Adults	729	1,151	63.3%	54.1%	54.8%
% of FP17s for Band 1 Urgent Courses	86	1,301	6.6%	9.4%	9.2%
% of FP17s Relating to Free Repair or Replacements	9	1,301	0.7%	0.8%	0.8%
% of FP17s Relating to Continuations	2	1,301	0.2%	0.8%	0.9%
% of Patients satisfied with the dentistry they have received	16	16	100.0%	91.4%	92.1%
% of Patients satisfied with the time they had to wait for an appointment	15	16	93.8%	86.0%	87.5%

* This is based on patients treated on this contract for their most recent course of treatment. Figures in italics indicate the base number of FP17s or Patient Questionnaire responses are less than 100. N/A is shown where the base number of responses is less than 10 during the period. % is calculated as Quantity/Base number*100

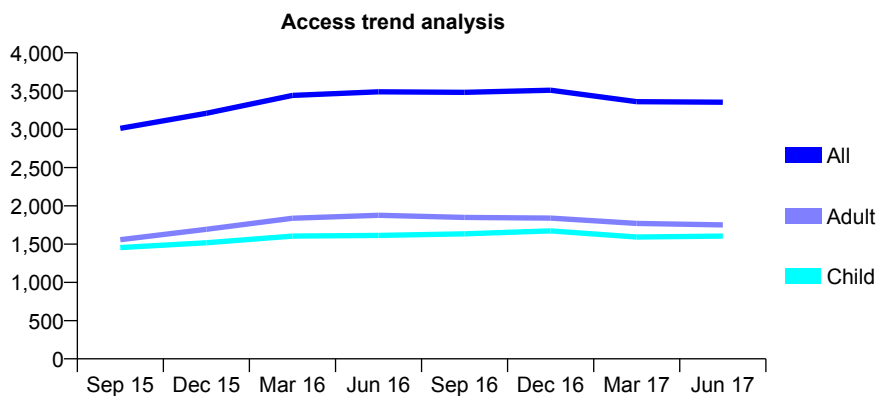
7A6 - Vital Signs At a Glance Contract Report for 160563/0001 - June 2017

Name or company name	L Smart
Contract type name	GDS Contract
Purpose of contract	General
Contract start date	01/01/2011
Contract end date	

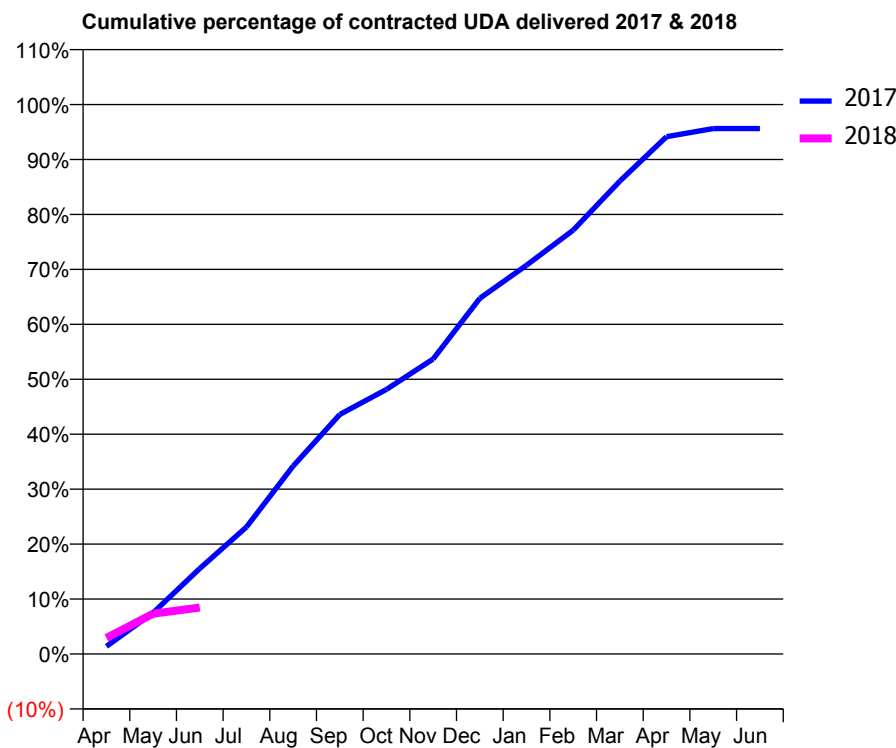
17/18 Contracted general activity (UDA)	15,205
Carry forward general activity (UDA)	0
17/18 Contracted orthodontic activity (UOA)	0
Carry forward orthodontic activity (UOA)	0
Baseline contract value	£306,293.54

ACCESS*

Patients seen in 24 months	Total	Change since previous quarter
Quarter ending June 2016	3,490	
Quarter ending September 2016	3,483	→
Quarter ending December 2016	3,511	→
Quarter ending March 2017	3,362	↓
Quarter ending June 2017	3,355	→
Variance since June 2016	(3.9%)	↓



ACTIVITY



Month	Adjusted Scheduled Activity (UDA)	
	2017	2018
April	211	446
May	1,142	1,117
June	2,367	1,285
July	3,514	
August	5,201	
September	6,629	
October	7,321	
November	8,165	
December	9,842	
January	10,756	
February	11,727	
March	13,084	
April	14,313	
May	14,538	
June	14,538	

QUALITY

	Quantity	Base Number	Contract	LHB	Wales
% of FP17s for the same patient ID Re-attending within 3 months - Children	24	427	5.6%	8.5%	11.2%
% of FP17s for the same patient ID Re-attending within 3 months - Adults	61	407	15.0%	15.1%	16.4%
% of FP17s for the same patient ID Re-attending between 3 & 9 months - Children	215	427	50.4%	56.6%	58.1%
% of FP17s for the same patient ID Re-attending between 3 & 9 months - Adults	207	407	50.9%	54.1%	54.8%
% of FP17s for Band 1 Urgent Courses	3	426	0.7%	9.4%	9.2%
% of FP17s Relating to Free Repair or Replacements	1	426	0.2%	0.8%	0.8%
% of FP17s Relating to Continuations	2	426	0.5%	0.8%	0.9%
% of Patients satisfied with the dentistry they have received	5	6	N/A	91.4%	92.1%
% of Patients satisfied with the time they had to wait for an appointment	6	6	N/A	86.0%	87.5%

* This is based on patients treated on this contract for their most recent course of treatment. Figures in italics indicate the base number of FP17s or Patient Questionnaire responses are less than 100. N/A is shown where the base number of responses is less than 10 during the period. % is calculated as Quantity/Base number*100

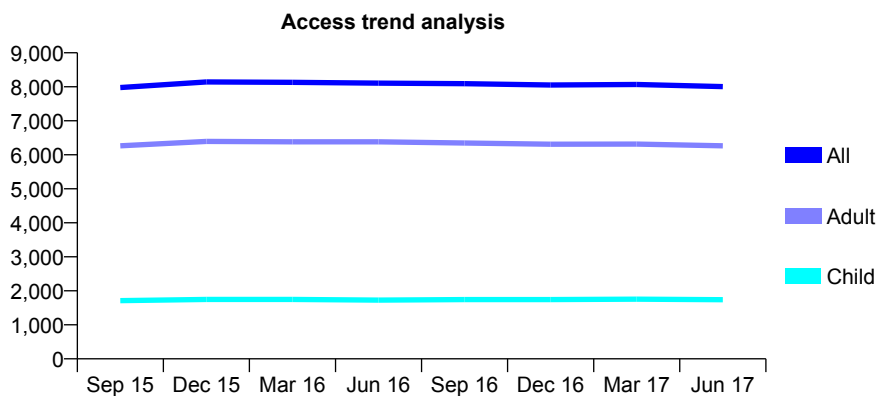
7A6 - Vital Signs At a Glance Contract Report for 161551/0001 - June 2017

Name or company name	Masonoak Ltd & Sunnyleigh Ltd
Contract type name	GDS Contract
Purpose of contract	General
Contract start date	01/12/2012
Contract end date	

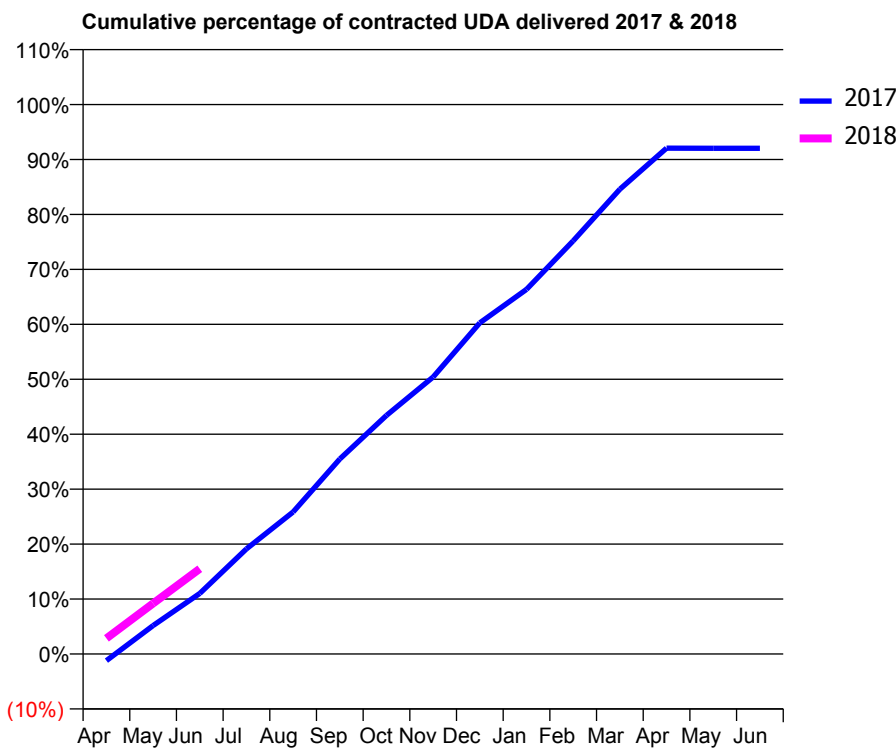
17/18 Contracted general activity (UDA)	22,053
Carry forward general activity (UDA)	0
17/18 Contracted orthodontic activity (UOA)	0
Carry forward orthodontic activity (UOA)	0
Baseline contract value	£504,894.14

ACCESS*

Patients seen in 24 months	Total	Change since previous quarter
Quarter ending June 2016	8,108	
Quarter ending September 2016	8,091	→
Quarter ending December 2016	8,053	→
Quarter ending March 2017	8,068	→
Quarter ending June 2017	8,006	→
Variance since June 2016	(1.3%)	↓



ACTIVITY



Month	Adjusted Scheduled Activity (UDA)	
	2017	2018
April	-270	626
May	1,141	2,029
June	2,434	3,423
July	4,222	
August	5,703	
September	7,825	
October	9,576	
November	11,118	
December	13,292	
January	14,634	
February	16,581	
March	18,654	
April	20,300	
May	20,298	
June	20,298	

QUALITY

	Quantity	Base Number	Contract	LHB	Wales
% of FP17s for the same patient ID Re-attending within 3 months - Children	53	562	9.4%	8.5%	11.2%
% of FP17s for the same patient ID Re-attending within 3 months - Adults	382	2,076	18.4%	15.1%	16.4%
% of FP17s for the same patient ID Re-attending between 3 & 9 months - Children	273	562	48.6%	56.6%	58.1%
% of FP17s for the same patient ID Re-attending between 3 & 9 months - Adults	1,011	2,076	48.7%	54.1%	54.8%
% of FP17s for Band 1 Urgent Courses	201	1,844	10.9%	9.4%	9.2%
% of FP17s Relating to Free Repair or Replacements	6	1,844	0.3%	0.8%	0.8%
% of FP17s Relating to Continuations	52	1,844	2.8%	0.8%	0.9%
% of Patients satisfied with the dentistry they have received	27	30	90.0%	91.4%	92.1%
% of Patients satisfied with the time they had to wait for an appointment	27	30	90.0%	86.0%	87.5%

* This is based on patients treated on this contract for their most recent course of treatment. Figures in italics indicate the base number of FP17s or Patient Questionnaire responses are less than 100. N/A is shown where the base number of responses is less than 10 during the period. % is calculated as Quantity/Base number*100

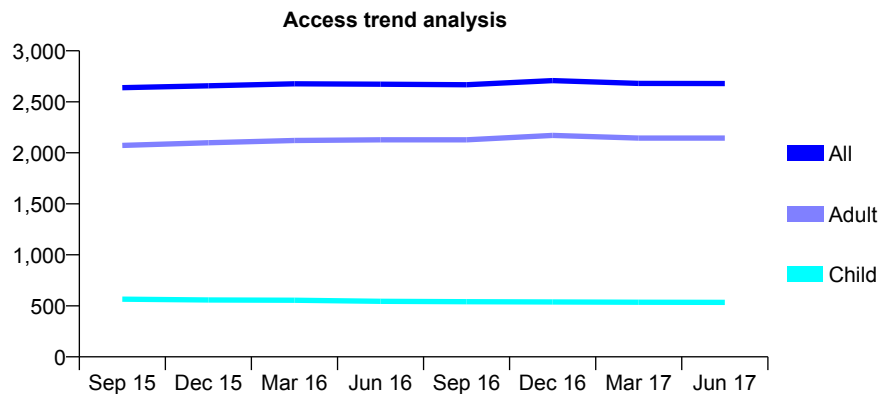
7A6 - Vital Signs At a Glance Contract Report for 162442/0001 - June 2017

Name or company name	M J Dental Services Ltd
Contract type name	GDS Contract
Purpose of contract	General
Contract start date	01/07/2013
Contract end date	

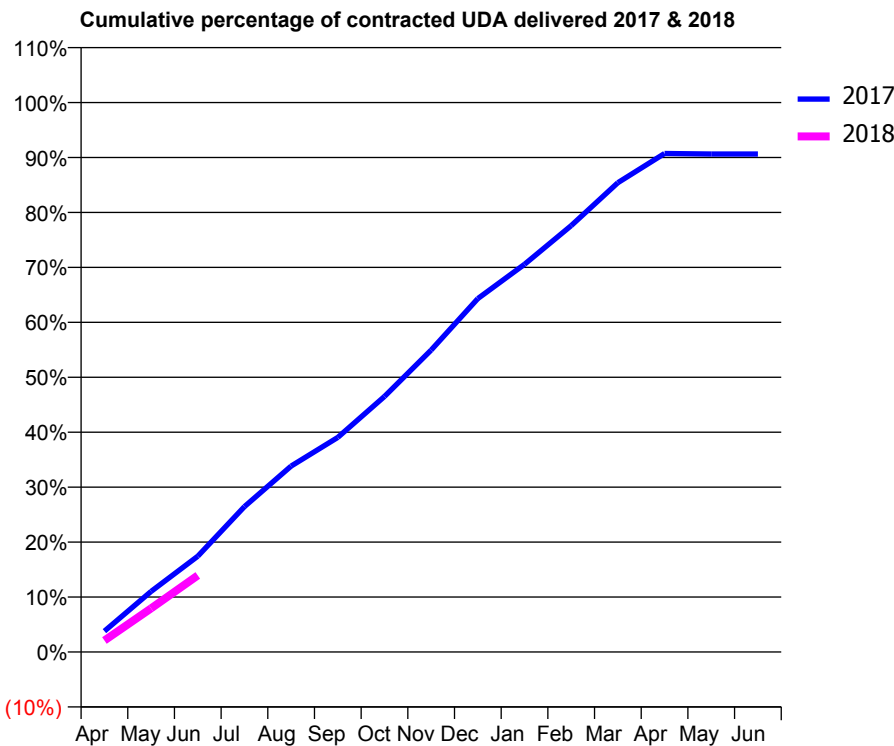
17/18 Contracted general activity (UDA)	10,047
Carry forward general activity (UDA)	0
17/18 Contracted orthodontic activity (UOA)	0
Carry forward orthodontic activity (UOA)	0
Baseline contract value	£253,509.77

ACCESS*

Patients seen in 24 months	Total	Change since previous quarter
Quarter ending June 2016	2,673	
Quarter ending September 2016	2,667	→
Quarter ending December 2016	2,708	→
Quarter ending March 2017	2,680	↓
Quarter ending June 2017	2,679	→
Variance since June 2016	0.2%	→



ACTIVITY



Month	Adjusted Scheduled Activity (UDA)	
	2017	2018
April	382	211
May	1,108	799
June	1,751	1,402
July	2,659	
August	3,400	
September	3,924	
October	4,673	
November	5,521	
December	6,461	
January	7,088	
February	7,796	
March	8,582	
April	9,114	
May	9,104	
June	9,104	

QUALITY

	Quantity	Base Number	Contract	LHB	Wales
% of FP17s for the same patient ID Re-attending within 3 months - Children	20	169	11.8%	8.5%	11.2%
% of FP17s for the same patient ID Re-attending within 3 months - Adults	141	781	18.1%	15.1%	16.4%
% of FP17s for the same patient ID Re-attending between 3 & 9 months - Children	81	169	47.9%	56.6%	58.1%
% of FP17s for the same patient ID Re-attending between 3 & 9 months - Adults	412	781	52.8%	54.1%	54.8%
% of FP17s for Band 1 Urgent Courses	99	760	13.0%	9.4%	9.2%
% of FP17s Relating to Free Repair or Replacements	20	760	2.6%	0.8%	0.8%
% of FP17s Relating to Continuations	4	760	0.5%	0.8%	0.9%
% of Patients satisfied with the dentistry they have received	12	12	100.0%	91.4%	92.1%
% of Patients satisfied with the time they had to wait for an appointment	9	12	75.0%	86.0%	87.5%

* This is based on patients treated on this contract for their most recent course of treatment. Figures in italics indicate the base number of FP17s or Patient Questionnaire responses are less than 100. N/A is shown where the base number of responses is less than 10 during the period. % is calculated as Quantity/Base number*100

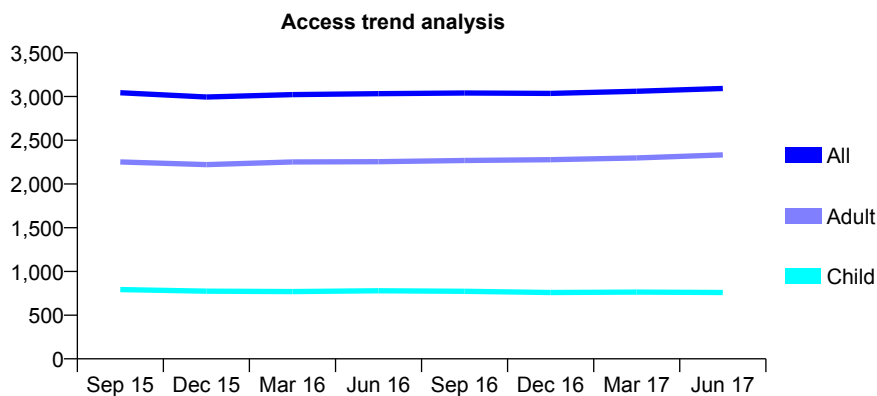
7A6 - Vital Signs At a Glance Contract Report for 170135/0001 - June 2017

Name or company name	Abertridwr Dental Surgery
Contract type name	GDS Contract
Purpose of contract	General
Contract start date	01/12/2011
Contract end date	

17/18 Contracted general activity (UDA)	11,984
Carry forward general activity (UDA)	0
17/18 Contracted orthodontic activity (UOA)	0
Carry forward orthodontic activity (UOA)	0
Baseline contract value	£306,535.23

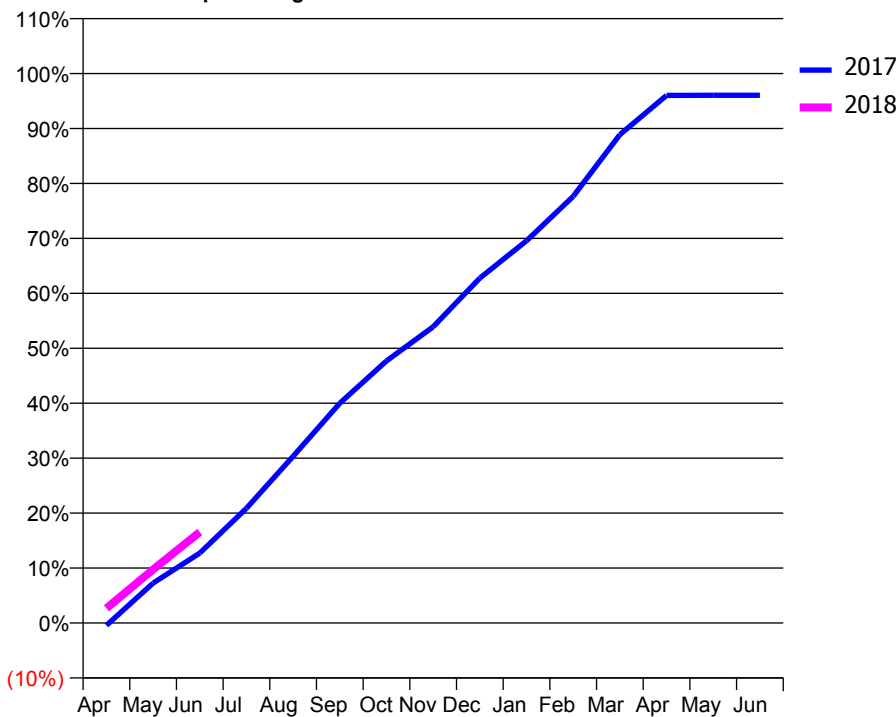
ACCESS*

Patients seen in 24 months	Total	Change since previous quarter
Quarter ending June 2016	3,033	
Quarter ending September 2016	3,040	→
Quarter ending December 2016	3,036	→
Quarter ending March 2017	3,060	→
Quarter ending June 2017	3,092	→
Variance since June 2016	1.9%	→



ACTIVITY

Cumulative percentage of contracted UDA delivered 2017 & 2018



Month	Adjusted Scheduled Activity (UDA)	
	2017	2018
April	-53	320
May	870	1,168
June	1,525	1,985
July	2,503	
August	3,637	
September	4,795	
October	5,717	
November	6,460	
December	7,521	
January	8,336	
February	9,306	
March	10,650	
April	11,505	
May	11,509	
June	11,510	

QUALITY

	Quantity	Base Number	Contract	LHB	Wales
% of FP17s for the same patient ID Re-attending within 3 months - Children	23	250	9.2%	8.5%	11.2%
% of FP17s for the same patient ID Re-attending within 3 months - Adults	102	787	13.0%	15.1%	16.4%
% of FP17s for the same patient ID Re-attending between 3 & 9 months - Children	132	250	52.8%	56.6%	58.1%
% of FP17s for the same patient ID Re-attending between 3 & 9 months - Adults	412	787	52.4%	54.1%	54.8%
% of FP17s for Band 1 Urgent Courses	70	757	9.2%	9.4%	9.2%
% of FP17s Relating to Free Repair or Replacements	7	757	0.9%	0.8%	0.8%
% of FP17s Relating to Continuations	5	757	0.7%	0.8%	0.9%
% of Patients satisfied with the dentistry they have received	6	7	N/A	91.4%	92.1%
% of Patients satisfied with the time they had to wait for an appointment	6	7	N/A	86.0%	87.5%

* This is based on patients treated on this contract for their most recent course of treatment. Figures in italics indicate the base number of FP17s or Patient Questionnaire responses are less than 100. N/A is shown where the base number of responses is less than 10 during the period. % is calculated as Quantity/Base number*100

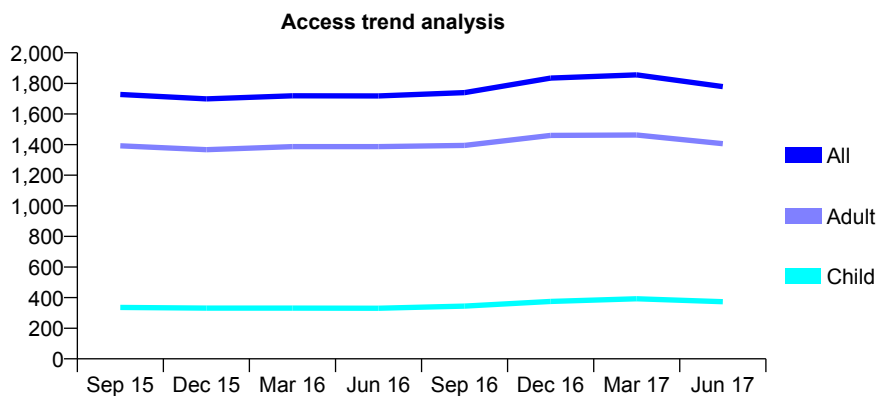
7A6 - Vital Signs At a Glance Contract Report for 175242/0001 - June 2017

Name or company name	Gupta & Gupta Limited
Contract type name	GDS Contract
Purpose of contract	General
Contract start date	01/06/2013
Contract end date	

17/18 Contracted general activity (UDA)	5,278
Carry forward general activity (UDA)	0
17/18 Contracted orthodontic activity (UOA)	0
Carry forward orthodontic activity (UOA)	0
Baseline contract value	£132,559.22

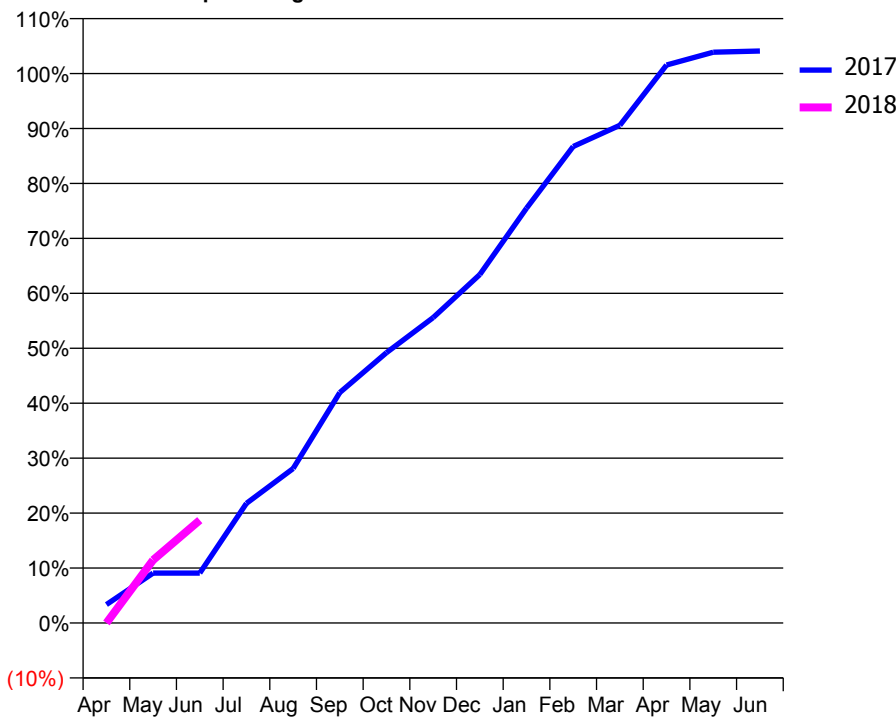
ACCESS*

Patients seen in 24 months	Total	Change since previous quarter
Quarter ending June 2016	1,718	
Quarter ending September 2016	1,740	→
Quarter ending December 2016	1,835	↑
Quarter ending March 2017	1,856	→
Quarter ending June 2017	1,779	↓
Variance since June 2016	3.6%	↑



ACTIVITY

Cumulative percentage of contracted UDA delivered 2017 & 2018



Month	Adjusted Scheduled Activity (UDA)	
	2017	2018
April	178	0
May	480	606
June	480	989
July	1,150	
August	1,484	
September	2,213	
October	2,597	
November	2,934	
December	3,347	
January	3,984	
February	4,577	
March	4,781	
April	5,359	
May	5,482	
June	5,494	

QUALITY

	Quantity	Base Number	Contract	LHB	Wales
% of FP17s for the same patient ID Re-attending within 3 months - Children	14	184	7.6%	8.5%	11.2%
% of FP17s for the same patient ID Re-attending within 3 months - Adults	53	547	9.7%	15.1%	16.4%
% of FP17s for the same patient ID Re-attending between 3 & 9 months - Children	132	184	71.7%	56.6%	58.1%
% of FP17s for the same patient ID Re-attending between 3 & 9 months - Adults	219	547	40.0%	54.1%	54.8%
% of FP17s for Band 1 Urgent Courses	13	457	2.8%	9.4%	9.2%
% of FP17s Relating to Free Repair or Replacements	1	457	0.2%	0.8%	0.8%
% of FP17s Relating to Continuations	0	457	0.0%	0.8%	0.9%
% of Patients satisfied with the dentistry they have received	9	12	75.0%	91.4%	92.1%
% of Patients satisfied with the time they had to wait for an appointment	9	12	75.0%	86.0%	87.5%

* This is based on patients treated on this contract for their most recent course of treatment. Figures in italics indicate the base number of FP17s or Patient Questionnaire responses are less than 100. N/A is shown where the base number of responses is less than 10 during the period. % is calculated as Quantity/Base number*100

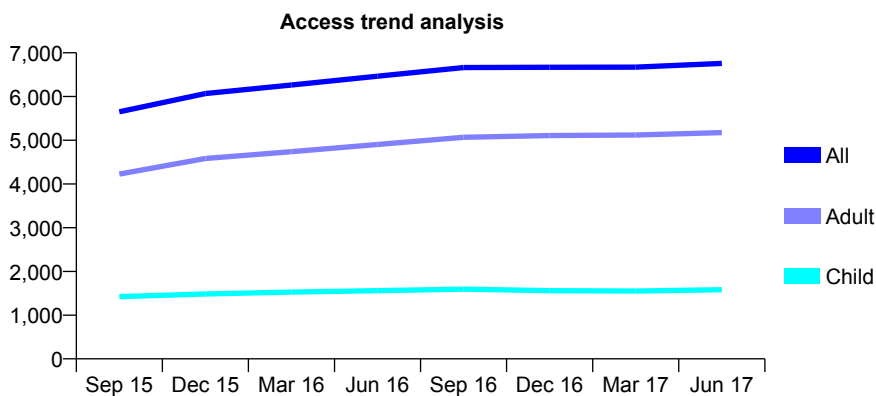
7A6 - Vital Signs At a Glance Contract Report for 176222/0001 - June 2017

Name or company name	Mr C Hall
Contract type name	GDS Contract
Purpose of contract	General
Contract start date	01/10/2014
Contract end date	

17/18 Contracted general activity (UDA)	19,650
Carry forward general activity (UDA)	0
17/18 Contracted orthodontic activity (UOA)	0
Carry forward orthodontic activity (UOA)	0
Baseline contract value	£515,269.08

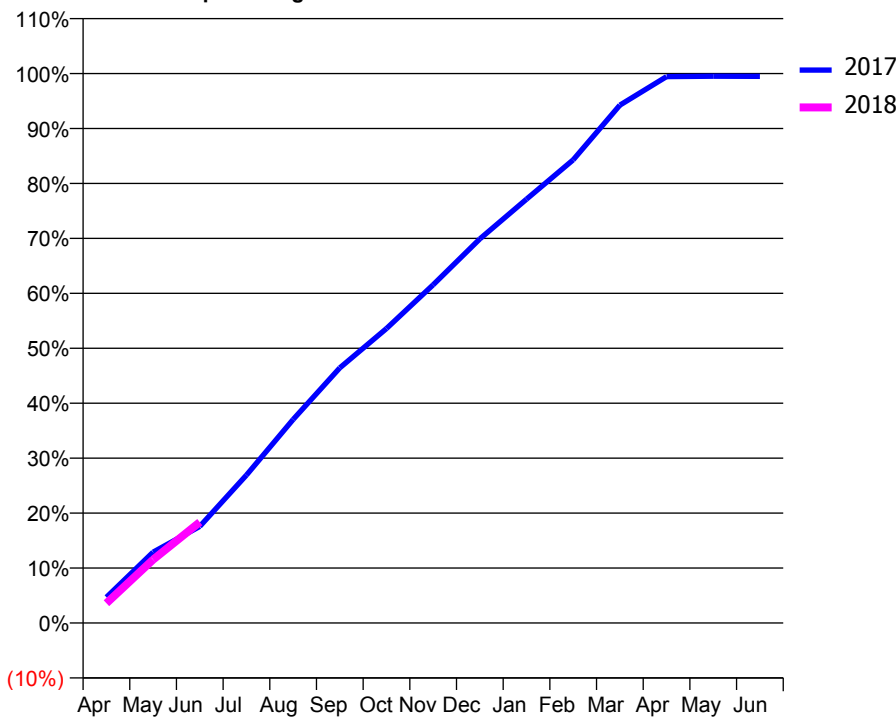
ACCESS*

Patients seen in 24 months	Total	Change since previous quarter
Quarter ending June 2016	6,465	
Quarter ending September 2016	6,664	↑
Quarter ending December 2016	6,668	→
Quarter ending March 2017	6,671	→
Quarter ending June 2017	6,758	→
Variance since June 2016	4.5%	↑



ACTIVITY

Cumulative percentage of contracted UDA delivered 2017 & 2018



Month	Adjusted Scheduled Activity (UDA)	
	2017	2018
April	925	706
May	2,535	2,267
June	3,456	3,609
July	5,291	
August	7,280	
September	9,123	
October	10,530	
November	12,096	
December	13,737	
January	15,159	
February	16,562	
March	18,517	
April	19,539	
May	19,551	
June	19,548	

QUALITY

	Quantity	Base Number	Contract	LHB	Wales
% of FP17s for the same patient ID Re-attending within 3 months - Children	22	556	4.0%	8.5%	11.2%
% of FP17s for the same patient ID Re-attending within 3 months - Adults	129	1,538	8.4%	15.1%	16.4%
% of FP17s for the same patient ID Re-attending between 3 & 9 months - Children	311	556	55.9%	56.6%	58.1%
% of FP17s for the same patient ID Re-attending between 3 & 9 months - Adults	788	1,538	51.2%	54.1%	54.8%
% of FP17s for Band 1 Urgent Courses	129	1,687	7.6%	9.4%	9.2%
% of FP17s Relating to Free Repair or Replacements	7	1,687	0.4%	0.8%	0.8%
% of FP17s Relating to Continuations	1	1,687	0.1%	0.8%	0.9%
% of Patients satisfied with the dentistry they have received	23	24	95.8%	91.4%	92.1%
% of Patients satisfied with the time they had to wait for an appointment	22	24	91.7%	86.0%	87.5%

* This is based on patients treated on this contract for their most recent course of treatment. Figures in italics indicate the base number of FP17s or Patient Questionnaire responses are less than 100. N/A is shown where the base number of responses is less than 10 during the period. % is calculated as Quantity/Base number*100

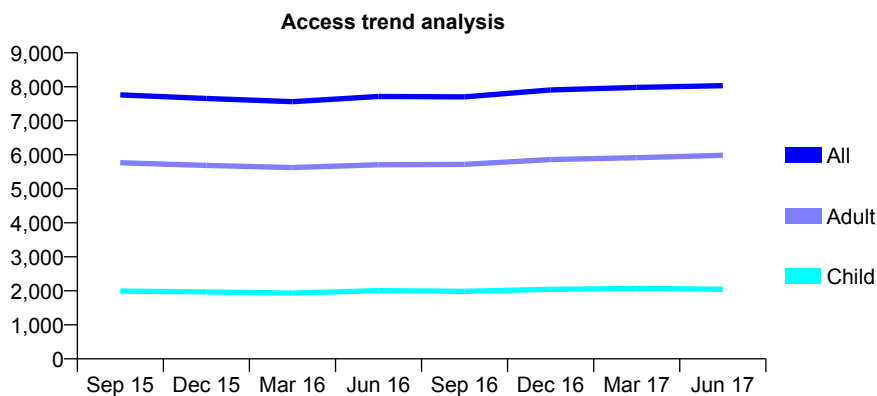
7A6 - Vital Signs At a Glance Contract Report for 177822/0001 - June 2017

Name or company name	Beaufort Park Dental Care Ltd
Contract type name	GDS Contract
Purpose of contract	General
Contract start date	01/12/2010
Contract end date	

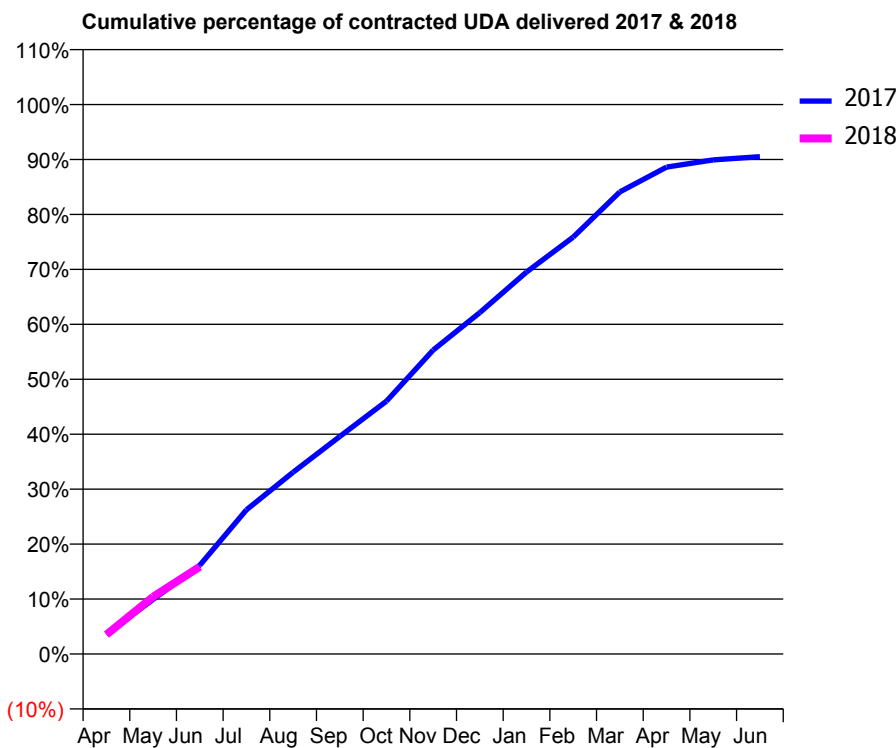
17/18 Contracted general activity (UDA)	23,195
Carry forward general activity (UDA)	0
17/18 Contracted orthodontic activity (UOA)	0
Carry forward orthodontic activity (UOA)	0
Baseline contract value	£560,903.00

ACCESS*

Patients seen in 24 months	Total	Change since previous quarter
Quarter ending June 2016	7,715	
Quarter ending September 2016	7,703	→
Quarter ending December 2016	7,908	↑
Quarter ending March 2017	7,984	→
Quarter ending June 2017	8,035	→
Variance since June 2016	4.1%	↑



ACTIVITY



Month	Adjusted Scheduled Activity (UDA)	
	2017	2018
April	878	821
May	2,417	2,416
June	3,927	3,686
July	6,383	
August	8,049	
September	9,629	
October	11,190	
November	13,452	
December	15,112	
January	16,904	
February	18,454	
March	20,454	
April	21,548	
May	21,869	
June	22,012	

QUALITY

	Quantity	Base Number	Contract	LHB	Wales
% of FP17s for the same patient ID Re-attending within 3 months - Children	44	621	7.1%	8.5%	11.2%
% of FP17s for the same patient ID Re-attending within 3 months - Adults	215	1,881	11.4%	15.1%	16.4%
% of FP17s for the same patient ID Re-attending between 3 & 9 months - Children	350	621	56.4%	56.6%	58.1%
% of FP17s for the same patient ID Re-attending between 3 & 9 months - Adults	957	1,881	50.9%	54.1%	54.8%
% of FP17s for Band 1 Urgent Courses	123	1,803	6.8%	9.4%	9.2%
% of FP17s Relating to Free Repair or Replacements	18	1,803	1.0%	0.8%	0.8%
% of FP17s Relating to Continuations	23	1,803	1.3%	0.8%	0.9%
% of Patients satisfied with the dentistry they have received	33	37	89.2%	91.4%	92.1%
% of Patients satisfied with the time they had to wait for an appointment	34	37	91.9%	86.0%	87.5%

* This is based on patients treated on this contract for their most recent course of treatment. Figures in italics indicate the base number of FP17s or Patient Questionnaire responses are less than 100. N/A is shown where the base number of responses is less than 10 during the period. % is calculated as Quantity/Base number*100

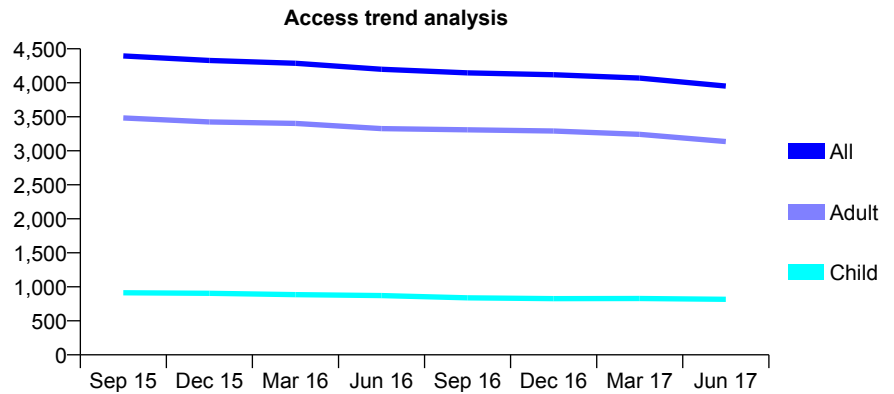
7A6 - Vital Signs At a Glance Contract Report for 180025/0001 - June 2017

Name or company name	Dr James Thomas & Dr Iman Mehdi
Contract type name	GDS Contract
Purpose of contract	General
Contract start date	01/02/2009
Contract end date	

17/18 Contracted general activity (UDA)	14,481
Carry forward general activity (UDA)	0
17/18 Contracted orthodontic activity (UOA)	0
Carry forward orthodontic activity (UOA)	0
Baseline contract value	£355,598.76

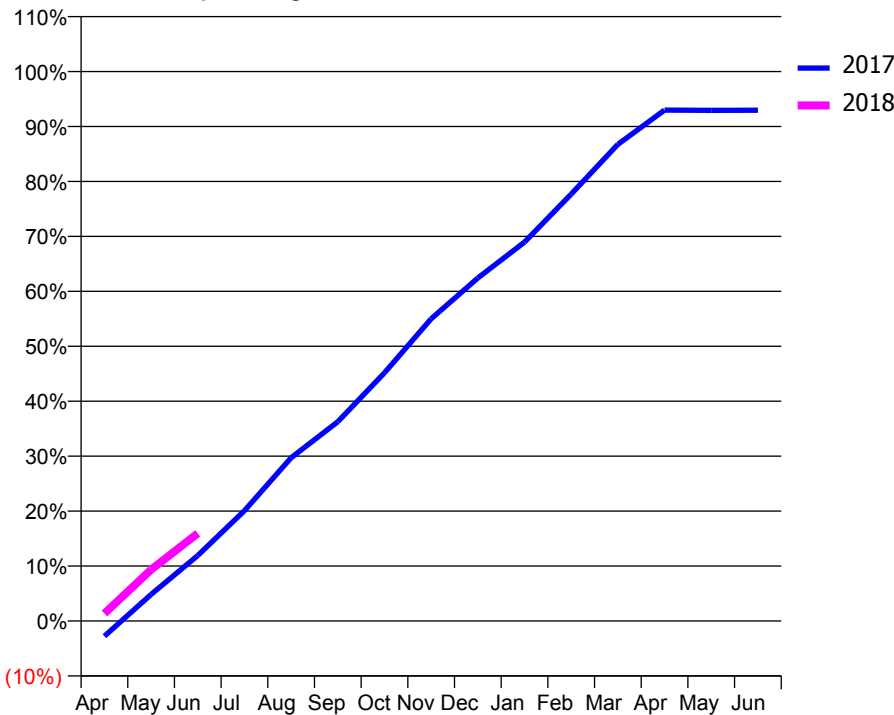
ACCESS*

Patients seen in 24 months	Total	Change since previous quarter
Quarter ending June 2016	4,199	
Quarter ending September 2016	4,147	↓
Quarter ending December 2016	4,118	→
Quarter ending March 2017	4,070	↓
Quarter ending June 2017	3,952	↓
Variance since June 2016	(5.9%)	↓



ACTIVITY

Cumulative percentage of contracted UDA delivered 2017 & 2018



Month	Adjusted Scheduled Activity (UDA)	
	2017	2018
April	-403	197
May	702	1,354
June	1,726	2,312
July	2,907	
August	4,302	
September	5,251	
October	6,543	
November	7,965	
December	9,041	
January	9,987	
February	11,250	
March	12,560	
April	13,464	
May	13,457	
June	13,461	

QUALITY

	Quantity	Base Number	Contract	LHB	Wales
% of FP17s for the same patient ID Re-attending within 3 months - Children	30	269	11.2%	8.5%	11.2%
% of FP17s for the same patient ID Re-attending within 3 months - Adults	187	1,033	18.1%	15.1%	16.4%
% of FP17s for the same patient ID Re-attending between 3 & 9 months - Children	132	269	49.1%	56.6%	58.1%
% of FP17s for the same patient ID Re-attending between 3 & 9 months - Adults	495	1,033	47.9%	54.1%	54.8%
% of FP17s for Band 1 Urgent Courses	165	952	17.3%	9.4%	9.2%
% of FP17s Relating to Free Repair or Replacements	12	952	1.3%	0.8%	0.8%
% of FP17s Relating to Continuations	14	952	1.5%	0.8%	0.9%
% of Patients satisfied with the dentistry they have received	23	25	92.0%	91.4%	92.1%
% of Patients satisfied with the time they had to wait for an appointment	22	25	88.0%	86.0%	87.5%

* This is based on patients treated on this contract for their most recent course of treatment. Figures in italics indicate the base number of FP17s or Patient Questionnaire responses are less than 100. N/A is shown where the base number of responses is less than 10 during the period. % is calculated as Quantity/Base number*100

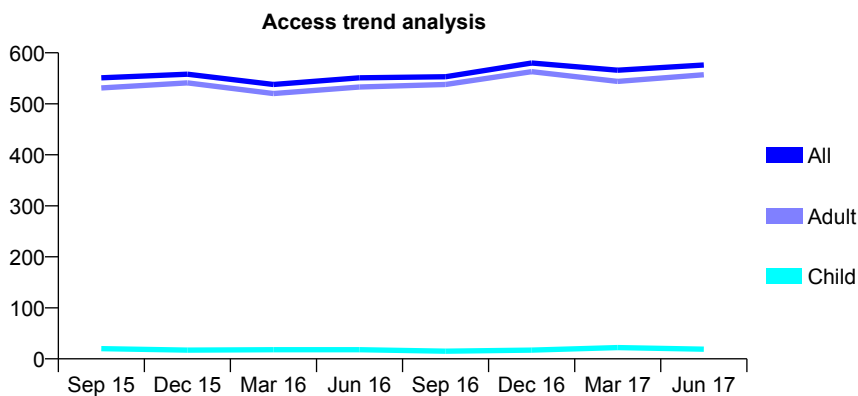
7A6 - Vital Signs At a Glance Contract Report for 180025/0002 - June 2017

Name or company name	Dr James Thomas & Dr Iman Mehdi
Contract type name	GDS Contract
Purpose of contract	General
Contract start date	01/02/2009
Contract end date	

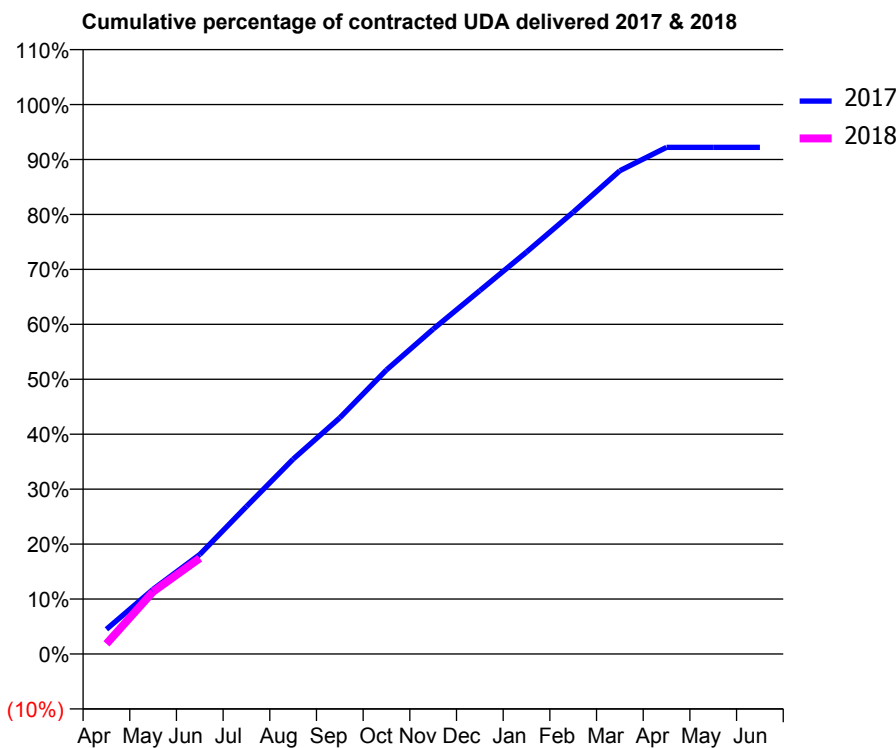
17/18 Contracted general activity (UDA)	907
Carry forward general activity (UDA)	0
17/18 Contracted orthodontic activity (UOA)	0
Carry forward orthodontic activity (UOA)	0
Baseline contract value	£32,272.33

ACCESS*

Patients seen in 24 months	Total	Change since previous quarter
Quarter ending June 2016	551	
Quarter ending September 2016	553	→
Quarter ending December 2016	580	↑
Quarter ending March 2017	566	↓
Quarter ending June 2017	576	→
Variance since June 2016	4.5%	↑



ACTIVITY



Month	Adjusted Scheduled Activity (UDA)	
	2017	2018
April	41	17
May	107	103
June	164	158
July	244	
August	322	
September	390	
October	469	
November	536	
December	600	
January	663	
February	729	
March	798	
April	836	
May	836	
June	836	

QUALITY

	Quantity	Base Number	Contract	LHB	Wales
% of FP17s for the same patient ID Re-attending within 3 months - Children	1	10	10.0%	8.5%	11.2%
% of FP17s for the same patient ID Re-attending within 3 months - Adults	6	154	3.9%	15.1%	16.4%
% of FP17s for the same patient ID Re-attending between 3 & 9 months - Children	0	10	0.0%	56.6%	58.1%
% of FP17s for the same patient ID Re-attending between 3 & 9 months - Adults	4	154	2.6%	54.1%	54.8%
% of FP17s for Band 1 Urgent Courses	131	132	99.2%	9.4%	9.2%
% of FP17s Relating to Free Repair or Replacements	0	132	0.0%	0.8%	0.8%
% of FP17s Relating to Continuations	0	132	0.0%	0.8%	0.9%
% of Patients satisfied with the dentistry they have received	0	0	N/A	91.4%	92.1%
% of Patients satisfied with the time they had to wait for an appointment	0	0	N/A	86.0%	87.5%

* This is based on patients treated on this contract for their most recent course of treatment. Figures in italics indicate the base number of FP17s or Patient Questionnaire responses are less than 100. N/A is shown where the base number of responses is less than 10 during the period. % is calculated as Quantity/Base number*100

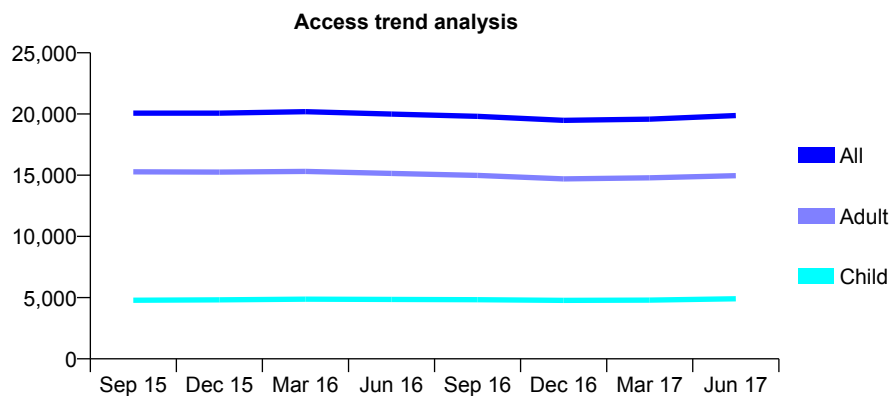
7A6 - Vital Signs At a Glance Contract Report for 181641/0001 - June 2017

Name or company name	Noblecourt Ltd & Northberry Ltd
Contract type name	GDS Contract
Purpose of contract	General
Contract start date	13/09/2011
Contract end date	

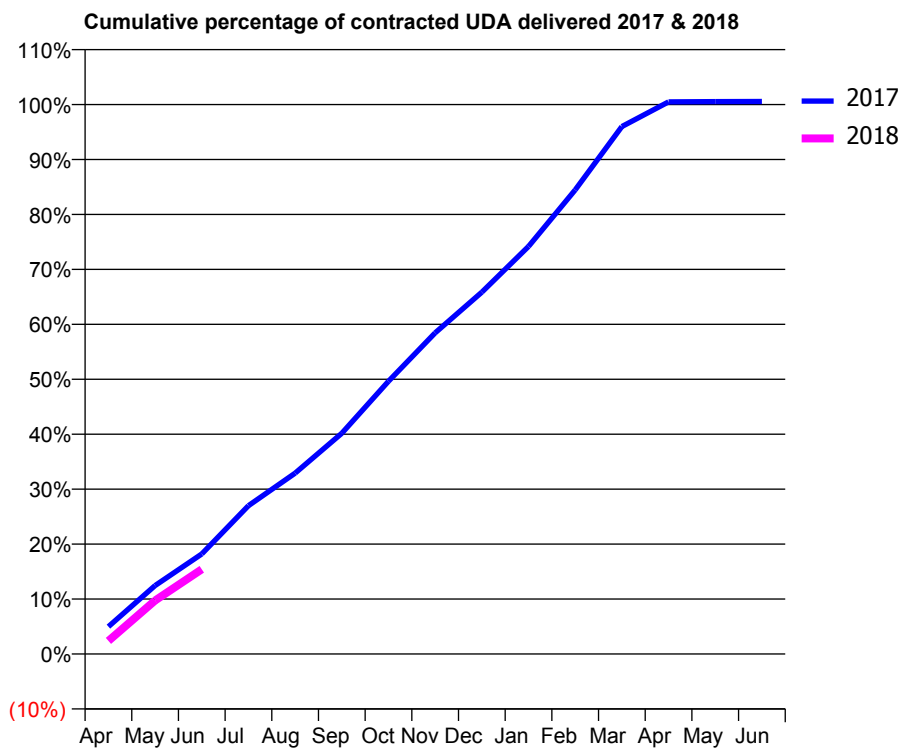
17/18 Contracted general activity (UDA)	52,702
Carry forward general activity (UDA)	0
17/18 Contracted orthodontic activity (UOA)	0
Carry forward orthodontic activity (UOA)	0
Baseline contract value	£1,685,859.50

ACCESS*

Patients seen in 24 months	Total	Change since previous quarter
Quarter ending June 2016	19,999	
Quarter ending September 2016	19,814	→
Quarter ending December 2016	19,479	↓
Quarter ending March 2017	19,581	→
Quarter ending June 2017	19,870	→
Variance since June 2016	(0.6%)	→



ACTIVITY



Month	Adjusted Scheduled Activity (UDA)	
	2017	2018
April	2,624	1,254
May	6,565	5,139
June	9,599	8,132
July	14,228	
August	17,345	
September	21,172	
October	26,163	
November	30,801	
December	34,699	
January	39,087	
February	44,514	
March	50,591	
April	52,960	
May	52,975	
June	52,993	

QUALITY

	Quantity	Base Number	Contract	LHB	Wales
% of FP17s for the same patient ID Re-attending within 3 months - Children	94	1,439	6.5%	8.5%	11.2%
% of FP17s for the same patient ID Re-attending within 3 months - Adults	565	4,171	13.5%	15.1%	16.4%
% of FP17s for the same patient ID Re-attending between 3 & 9 months - Children	715	1,439	49.7%	56.6%	58.1%
% of FP17s for the same patient ID Re-attending between 3 & 9 months - Adults	2,113	4,171	50.7%	54.1%	54.8%
% of FP17s for Band 1 Urgent Courses	409	4,488	9.1%	9.4%	9.2%
% of FP17s Relating to Free Repair or Replacements	37	4,488	0.8%	0.8%	0.8%
% of FP17s Relating to Continuations	30	4,488	0.7%	0.8%	0.9%
% of Patients satisfied with the dentistry they have received	50	58	86.2%	91.4%	92.1%
% of Patients satisfied with the time they had to wait for an appointment	43	58	74.1%	86.0%	87.5%

* This is based on patients treated on this contract for their most recent course of treatment. Figures in italics indicate the base number of FP17s or Patient Questionnaire responses are less than 100. N/A is shown where the base number of responses is less than 10 during the period. % is calculated as Quantity/Base number*100

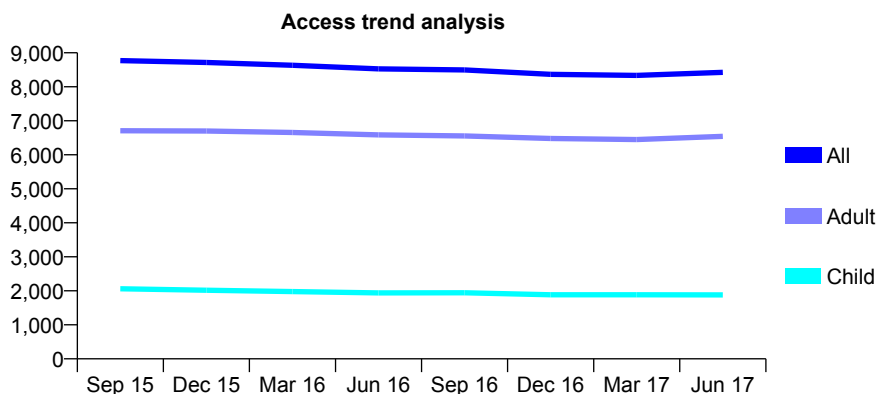
7A6 - Vital Signs At a Glance Contract Report for 183350/0001 - June 2017

Name or company name	Crosskeys Dental Practice Limited
Contract type name	GDS Contract
Purpose of contract	General
Contract start date	01/06/2013
Contract end date	

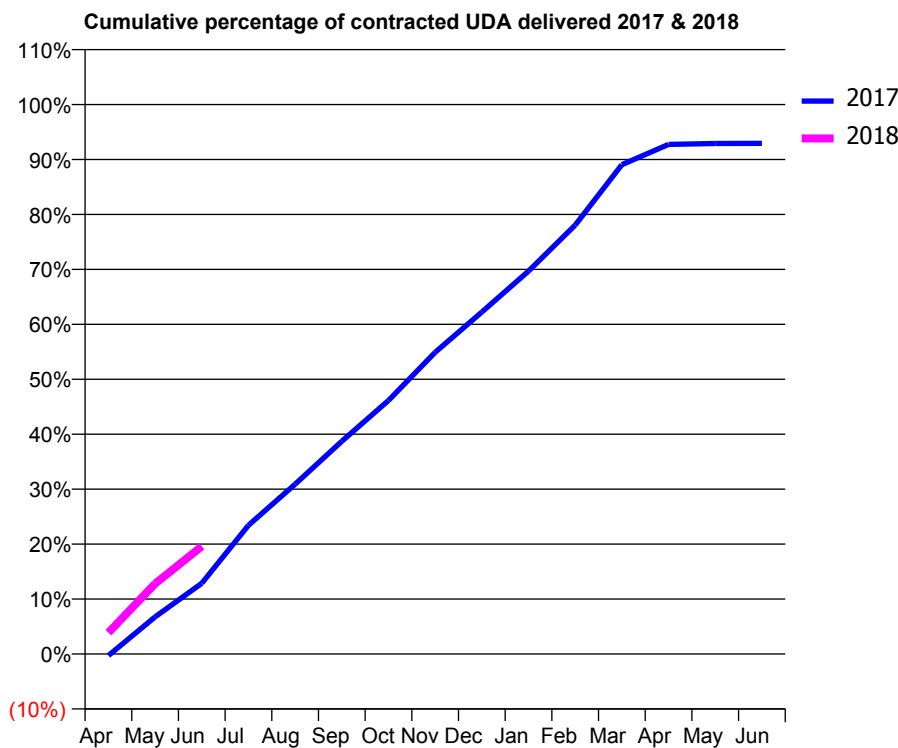
17/18 Contracted general activity (UDA)	28,668
Carry forward general activity (UDA)	0
17/18 Contracted orthodontic activity (UOA)	0
Carry forward orthodontic activity (UOA)	0
Baseline contract value	£714,521.80

ACCESS*

Patients seen in 24 months	Total	Change since previous quarter
Quarter ending June 2016	8,528	
Quarter ending September 2016	8,496	→
Quarter ending December 2016	8,365	↓
Quarter ending March 2017	8,335	→
Quarter ending June 2017	8,424	→
Variance since June 2016	(1.2%)	↓



ACTIVITY



Month	Adjusted Scheduled Activity (UDA)	
	2017	2018
April	-88	1,116
May	1,941	3,668
June	3,694	5,618
July	6,716	
August	8,856	
September	11,098	
October	13,229	
November	15,736	
December	17,843	
January	19,974	
February	22,377	
March	25,532	
April	26,585	
May	26,634	
June	26,640	

QUALITY

	Quantity	Base Number	Contract	LHB	Wales
% of FP17s for the same patient ID Re-attending within 3 months - Children	48	688	7.0%	8.5%	11.2%
% of FP17s for the same patient ID Re-attending within 3 months - Adults	265	2,495	10.6%	15.1%	16.4%
% of FP17s for the same patient ID Re-attending between 3 & 9 months - Children	493	688	71.7%	56.6%	58.1%
% of FP17s for the same patient ID Re-attending between 3 & 9 months - Adults	1,634	2,495	65.5%	54.1%	54.8%
% of FP17s for Band 1 Urgent Courses	222	2,637	8.4%	9.4%	9.2%
% of FP17s Relating to Free Repair or Replacements	20	2,637	0.8%	0.8%	0.8%
% of FP17s Relating to Continuations	8	2,637	0.3%	0.8%	0.9%
% of Patients satisfied with the dentistry they have received	23	28	82.1%	91.4%	92.1%
% of Patients satisfied with the time they had to wait for an appointment	27	28	96.4%	86.0%	87.5%

* This is based on patients treated on this contract for their most recent course of treatment. Figures in italics indicate the base number of FP17s or Patient Questionnaire responses are less than 100. N/A is shown where the base number of responses is less than 10 during the period. % is calculated as Quantity/Base number*100

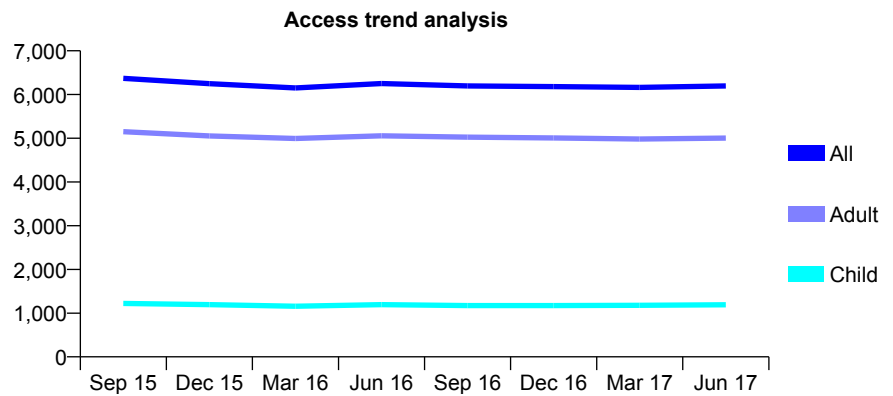
7A6 - Vital Signs At a Glance Contract Report for 187933/0001 - June 2017

Name or company name	NDP Services Ltd
Contract type name	GDS Contract
Purpose of contract	General
Contract start date	01/10/2010
Contract end date	

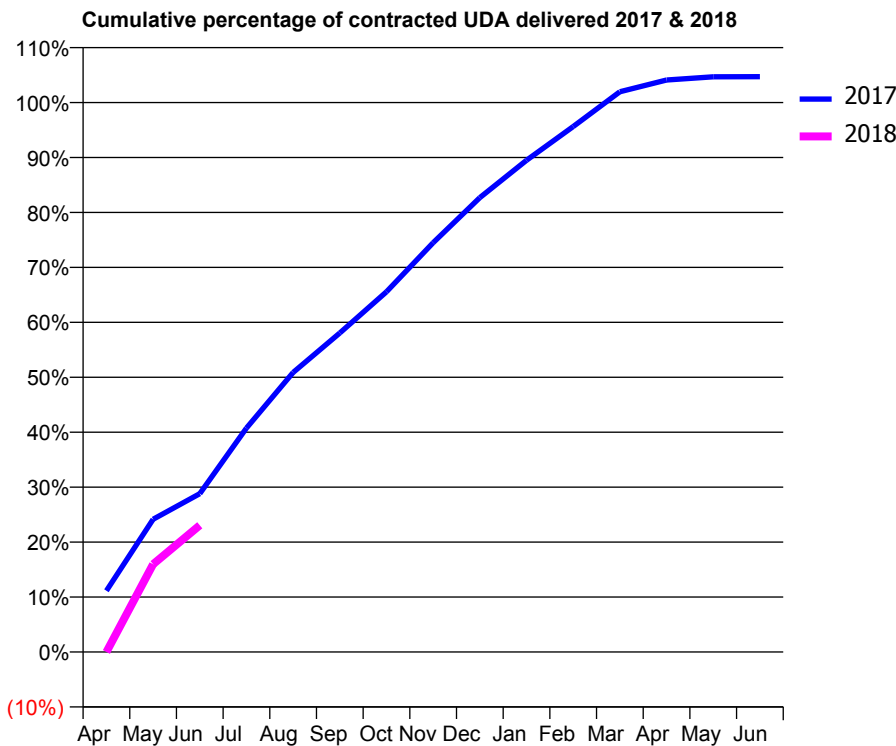
17/18 Contracted general activity (UDA)	21,304
Carry forward general activity (UDA)	0
17/18 Contracted orthodontic activity (UOA)	0
Carry forward orthodontic activity (UOA)	0
Baseline contract value	£562,673.10

ACCESS*

Patients seen in 24 months	Total	Change since previous quarter
Quarter ending June 2016	6,252	
Quarter ending September 2016	6,196	→
Quarter ending December 2016	6,182	→
Quarter ending March 2017	6,162	→
Quarter ending June 2017	6,195	→
Variance since June 2016	(0.9%)	→



ACTIVITY



Month	Adjusted Scheduled Activity (UDA)	
	2017	2018
April	2,375	0
May	5,145	3,404
June	6,141	4,915
July	8,680	
August	10,837	
September	12,367	
October	13,964	
November	15,871	
December	17,617	
January	19,065	
February	20,370	
March	21,721	
April	22,177	
May	22,300	
June	22,305	

QUALITY

	Quantity	Base Number	Contract	LHB	Wales
% of FP17s for the same patient ID Re-attending within 3 months - Children	45	505	8.9%	8.5%	11.2%
% of FP17s for the same patient ID Re-attending within 3 months - Adults	489	2,203	22.2%	15.1%	16.4%
% of FP17s for the same patient ID Re-attending between 3 & 9 months - Children	290	505	57.4%	56.6%	58.1%
% of FP17s for the same patient ID Re-attending between 3 & 9 months - Adults	1,235	2,203	56.1%	54.1%	54.8%
% of FP17s for Band 1 Urgent Courses	277	2,428	11.4%	9.4%	9.2%
% of FP17s Relating to Free Repair or Replacements	47	2,428	1.9%	0.8%	0.8%
% of FP17s Relating to Continuations	14	2,428	0.6%	0.8%	0.9%
% of Patients satisfied with the dentistry they have received	33	35	94.3%	91.4%	92.1%
% of Patients satisfied with the time they had to wait for an appointment	33	35	94.3%	86.0%	87.5%

* This is based on patients treated on this contract for their most recent course of treatment. Figures in italics indicate the base number of FP17s or Patient Questionnaire responses are less than 100. N/A is shown where the base number of responses is less than 10 during the period. % is calculated as Quantity/Base number*100

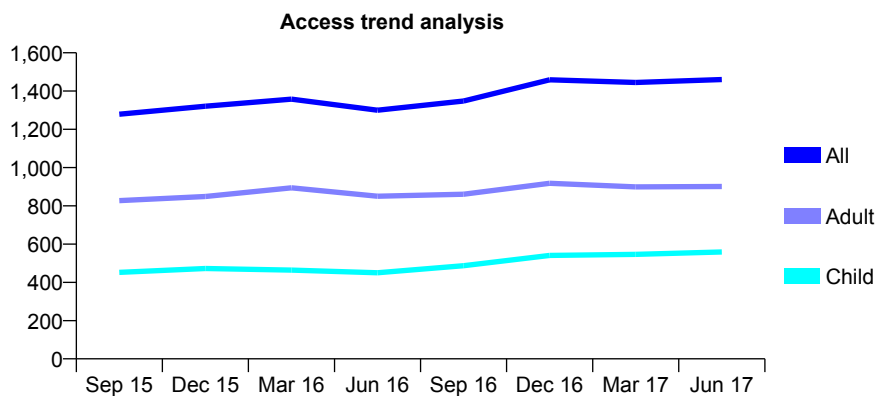
7A6 - Vital Signs At a Glance Contract Report for 188069/0001 - June 2017

Name or company name	Rowancrown Ltd
Contract type name	GDS Contract
Purpose of contract	General
Contract start date	01/03/2012
Contract end date	

17/18 Contracted general activity (UDA)	4,467
Carry forward general activity (UDA)	0
17/18 Contracted orthodontic activity (UOA)	0
Carry forward orthodontic activity (UOA)	0
Baseline contract value	£122,715.03

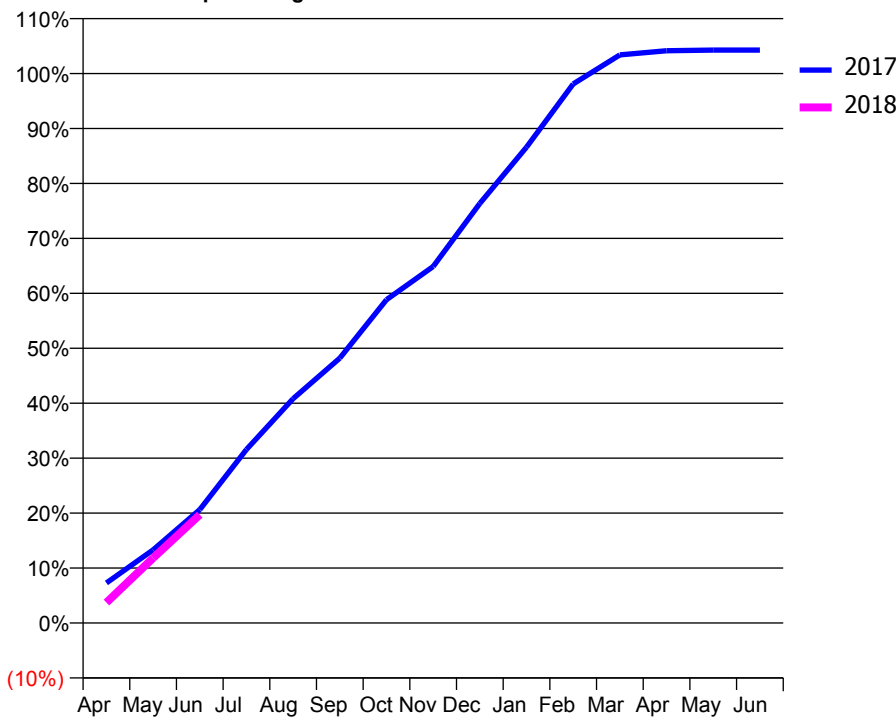
ACCESS*

Patients seen in 24 months	Total	Change since previous quarter
Quarter ending June 2016	1,300	
Quarter ending September 2016	1,348	↑
Quarter ending December 2016	1,459	↑
Quarter ending March 2017	1,445	→
Quarter ending June 2017	1,460	→
Variance since June 2016	12.3%	↑



ACTIVITY

Cumulative percentage of contracted UDA delivered 2017 & 2018



Month	Adjusted Scheduled Activity (UDA)	
	2017	2018
April	326	166
May	595	528
June	922	880
July	1,411	
August	1,824	
September	2,154	
October	2,628	
November	2,898	
December	3,411	
January	3,868	
February	4,382	
March	4,618	
April	4,652	
May	4,657	
June	4,657	

QUALITY

	Quantity	Base Number	Contract	LHB	Wales
% of FP17s for the same patient ID Re-attending within 3 months - Children	9	187	4.8%	8.5%	11.2%
% of FP17s for the same patient ID Re-attending within 3 months - Adults	31	303	10.2%	15.1%	16.4%
% of FP17s for the same patient ID Re-attending between 3 & 9 months - Children	89	187	47.6%	56.6%	58.1%
% of FP17s for the same patient ID Re-attending between 3 & 9 months - Adults	121	303	39.9%	54.1%	54.8%
% of FP17s for Band 1 Urgent Courses	82	454	18.1%	9.4%	9.2%
% of FP17s Relating to Free Repair or Replacements	1	454	0.2%	0.8%	0.8%
% of FP17s Relating to Continuations	0	454	0.0%	0.8%	0.9%
% of Patients satisfied with the dentistry they have received	2	3	N/A	91.4%	92.1%
% of Patients satisfied with the time they had to wait for an appointment	2	3	N/A	86.0%	87.5%

* This is based on patients treated on this contract for their most recent course of treatment. Figures in italics indicate the base number of FP17s or Patient Questionnaire responses are less than 100. N/A is shown where the base number of responses is less than 10 during the period. % is calculated as Quantity/Base number*100

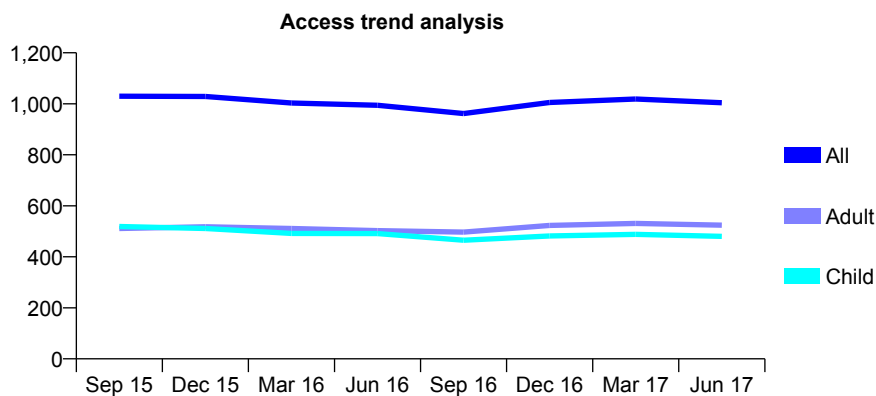
7A6 - Vital Signs At a Glance Contract Report for 190195/0009 - June 2017

Name or company name	Xeon Smiles UK Ltd
Contract type name	GDS Contract
Purpose of contract	General
Contract start date	01/04/2012
Contract end date	

17/18 Contracted general activity (UDA)	2,325
Carry forward general activity (UDA)	0
17/18 Contracted orthodontic activity (UOA)	0
Carry forward orthodontic activity (UOA)	0
Baseline contract value	£57,226.35

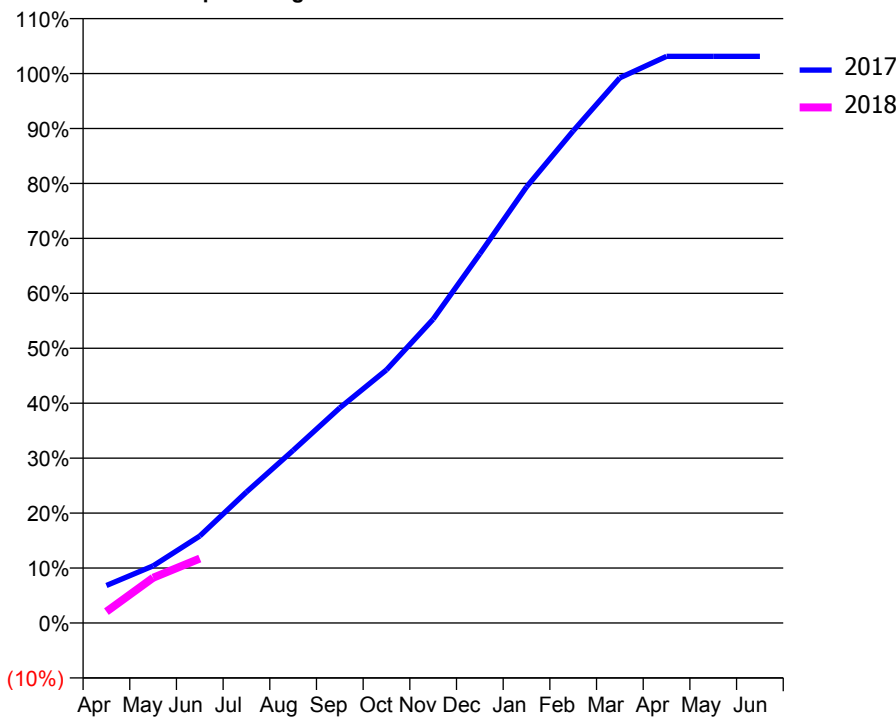
ACCESS*

Patients seen in 24 months	Total	Change since previous quarter
Quarter ending June 2016	994	
Quarter ending September 2016	962	↓
Quarter ending December 2016	1,005	↑
Quarter ending March 2017	1,019	→
Quarter ending June 2017	1,004	↓
Variance since June 2016	1.0%	→



ACTIVITY

Cumulative percentage of contracted UDA delivered 2017 & 2018



Adjusted Scheduled Activity (UDA)

Month	2017	2018
April	159	48
May	242	192
June	368	273
July	554	
August	730	
September	910	
October	1,071	
November	1,286	
December	1,562	
January	1,845	
February	2,082	
March	2,307	
April	2,397	
May	2,397	
June	2,397	

QUALITY

	Quantity	Base Number	Contract	LHB	Wales
% of FP17s for the same patient ID Re-attending within 3 months - Children	6	112	5.4%	8.5%	11.2%
% of FP17s for the same patient ID Re-attending within 3 months - Adults	13	109	11.9%	15.1%	16.4%
% of FP17s for the same patient ID Re-attending between 3 & 9 months - Children	83	112	74.1%	56.6%	58.1%
% of FP17s for the same patient ID Re-attending between 3 & 9 months - Adults	70	109	64.2%	54.1%	54.8%
% of FP17s for Band 1 Urgent Courses	10	177	5.6%	9.4%	9.2%
% of FP17s Relating to Free Repair or Replacements	0	177	0.0%	0.8%	0.8%
% of FP17s Relating to Continuations	0	177	0.0%	0.8%	0.9%
% of Patients satisfied with the dentistry they have received	3	3	N/A	91.4%	92.1%
% of Patients satisfied with the time they had to wait for an appointment	3	3	N/A	86.0%	87.5%

* This is based on patients treated on this contract for their most recent course of treatment. Figures in italics indicate the base number of FP17s or Patient Questionnaire responses are less than 100. N/A is shown where the base number of responses is less than 10 during the period. % is calculated as Quantity/Base number*100

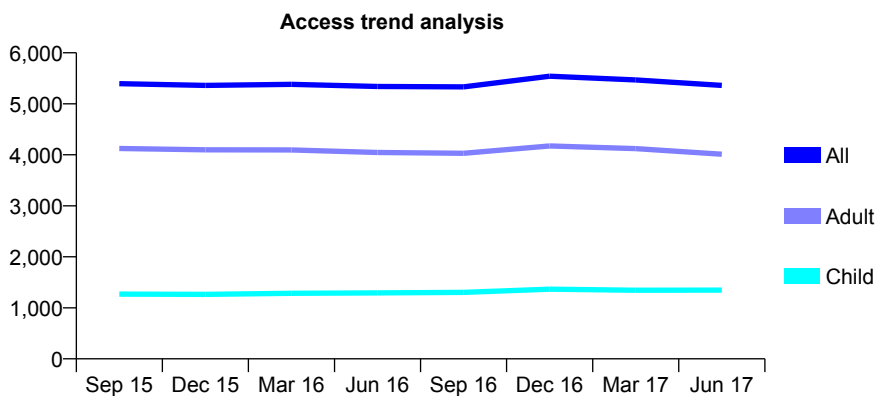
7A6 - Vital Signs At a Glance Contract Report for 190195/0012 - June 2017

Name or company name	Xeon Smiles UK Ltd
Contract type name	GDS Contract
Purpose of contract	General
Contract start date	01/04/2012
Contract end date	

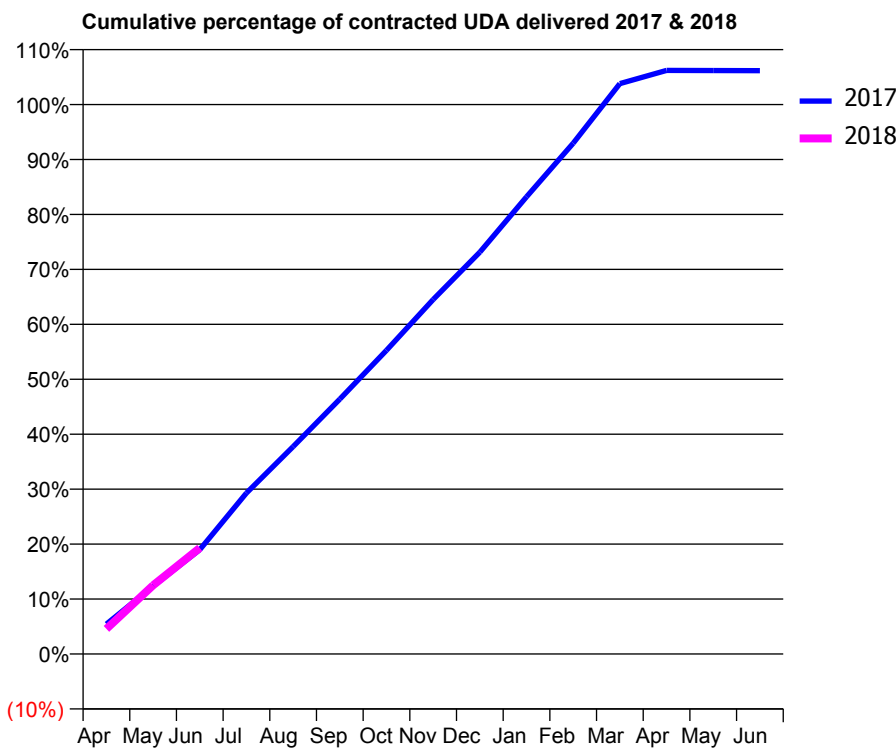
17/18 Contracted general activity (UDA)	18,856
Carry forward general activity (UDA)	0
17/18 Contracted orthodontic activity (UOA)	0
Carry forward orthodontic activity (UOA)	0
Baseline contract value	£457,269.37

ACCESS*

Patients seen in 24 months	Total	Change since previous quarter
Quarter ending June 2016	5,339	
Quarter ending September 2016	5,333	→
Quarter ending December 2016	5,541	↑
Quarter ending March 2017	5,467	↓
Quarter ending June 2017	5,360	↓
Variance since June 2016	0.4%	→



ACTIVITY



Month	Adjusted Scheduled Activity (UDA)	
	2017	2018
April	1,029	861
May	2,333	2,359
June	3,583	3,642
July	5,527	
August	7,118	
September	8,745	
October	10,423	
November	12,166	
December	13,790	
January	15,687	
February	17,525	
March	19,571	
April	20,028	
May	20,023	
June	20,017	

QUALITY

	Quantity	Base Number	Contract	LHB	Wales
% of FP17s for the same patient ID Re-attending within 3 months - Children	59	468	12.6%	8.5%	11.2%
% of FP17s for the same patient ID Re-attending within 3 months - Adults	202	1,324	15.3%	15.1%	16.4%
% of FP17s for the same patient ID Re-attending between 3 & 9 months - Children	267	468	57.1%	56.6%	58.1%
% of FP17s for the same patient ID Re-attending between 3 & 9 months - Adults	865	1,324	65.3%	54.1%	54.8%
% of FP17s for Band 1 Urgent Courses	93	1,618	5.7%	9.4%	9.2%
% of FP17s Relating to Free Repair or Replacements	25	1,618	1.5%	0.8%	0.8%
% of FP17s Relating to Continuations	6	1,618	0.4%	0.8%	0.9%
% of Patients satisfied with the dentistry they have received	13	16	81.3%	91.4%	92.1%
% of Patients satisfied with the time they had to wait for an appointment	14	16	87.5%	86.0%	87.5%

* This is based on patients treated on this contract for their most recent course of treatment. Figures in italics indicate the base number of FP17s or Patient Questionnaire responses are less than 100. N/A is shown where the base number of responses is less than 10 during the period. % is calculated as Quantity/Base number*100

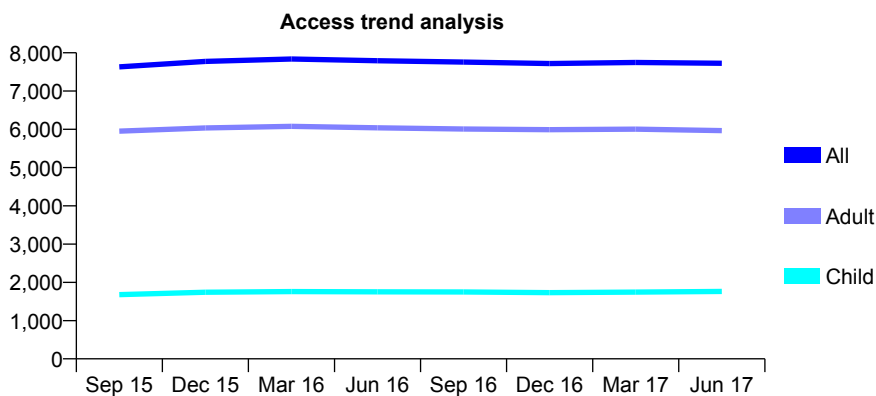
7A6 - Vital Signs At a Glance Contract Report for 190195/0014 - June 2017

Name or company name	Xeon Smiles UK Ltd
Contract type name	GDS Contract
Purpose of contract	General
Contract start date	01/04/2012
Contract end date	

17/18 Contracted general activity (UDA)	24,172
Carry forward general activity (UDA)	0
17/18 Contracted orthodontic activity (UOA)	0
Carry forward orthodontic activity (UOA)	0
Baseline contract value	£646,514.22

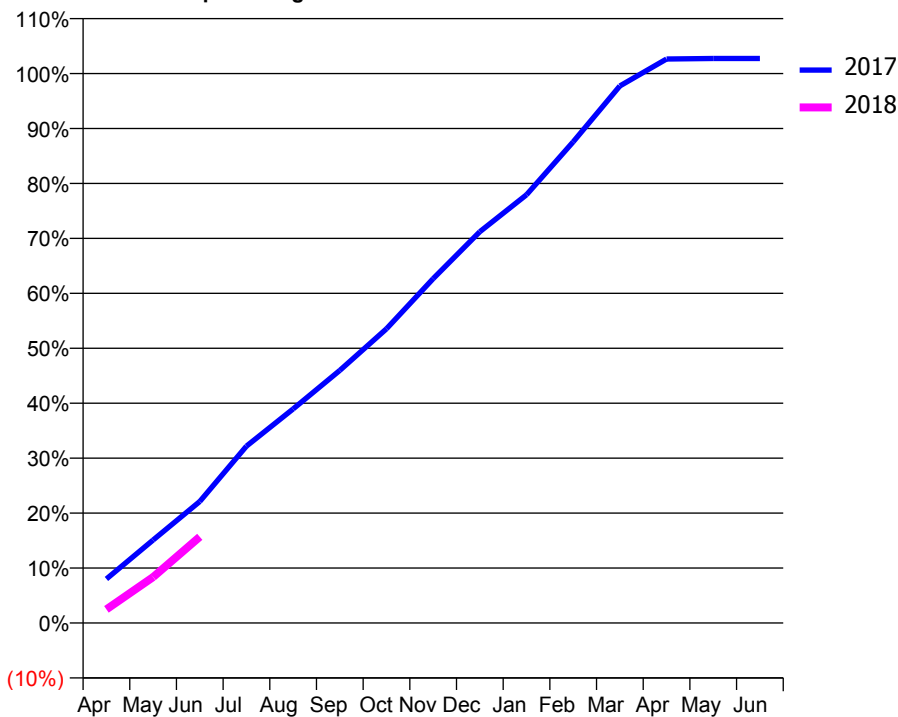
ACCESS*

Patients seen in 24 months	Total	Change since previous quarter
Quarter ending June 2016	7,792	
Quarter ending September 2016	7,756	→
Quarter ending December 2016	7,719	→
Quarter ending March 2017	7,747	→
Quarter ending June 2017	7,728	→
Variance since June 2016	(0.8%)	→



ACTIVITY

Cumulative percentage of contracted UDA delivered 2017 & 2018



Month	Adjusted Scheduled Activity (UDA)	
	2017	2018
April	1,937	602
May	3,650	2,022
June	5,348	3,789
July	7,783	
August	9,417	
September	11,113	
October	12,945	
November	15,150	
December	17,213	
January	18,840	
February	21,167	
March	23,622	
April	24,807	
May	24,833	
June	24,834	

QUALITY

	Quantity	Base Number	Contract	LHB	Wales
% of FP17s for the same patient ID Re-attending within 3 months - Children	19	528	3.6%	8.5%	11.2%
% of FP17s for the same patient ID Re-attending within 3 months - Adults	181	1,788	10.1%	15.1%	16.4%
% of FP17s for the same patient ID Re-attending between 3 & 9 months - Children	269	528	50.9%	56.6%	58.1%
% of FP17s for the same patient ID Re-attending between 3 & 9 months - Adults	1,094	1,788	61.2%	54.1%	54.8%
% of FP17s for Band 1 Urgent Courses	77	1,882	4.1%	9.4%	9.2%
% of FP17s Relating to Free Repair or Replacements	10	1,882	0.5%	0.8%	0.8%
% of FP17s Relating to Continuations	2	1,882	0.1%	0.8%	0.9%
% of Patients satisfied with the dentistry they have received	28	32	87.5%	91.4%	92.1%
% of Patients satisfied with the time they had to wait for an appointment	28	32	87.5%	86.0%	87.5%

* This is based on patients treated on this contract for their most recent course of treatment. Figures in italics indicate the base number of FP17s or Patient Questionnaire responses are less than 100. N/A is shown where the base number of responses is less than 10 during the period. % is calculated as Quantity/Base number*100

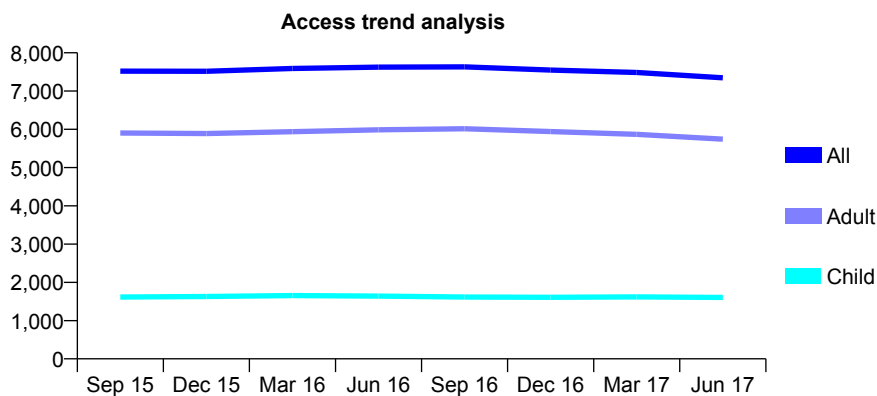
7A6 - Vital Signs At a Glance Contract Report for 190195/0015 - June 2017

Name or company name	Xeon Smiles UK Ltd
Contract type name	GDS Contract
Purpose of contract	General
Contract start date	01/04/2012
Contract end date	

17/18 Contracted general activity (UDA)	24,572
Carry forward general activity (UDA)	0
17/18 Contracted orthodontic activity (UOA)	0
Carry forward orthodontic activity (UOA)	0
Baseline contract value	£668,791.20

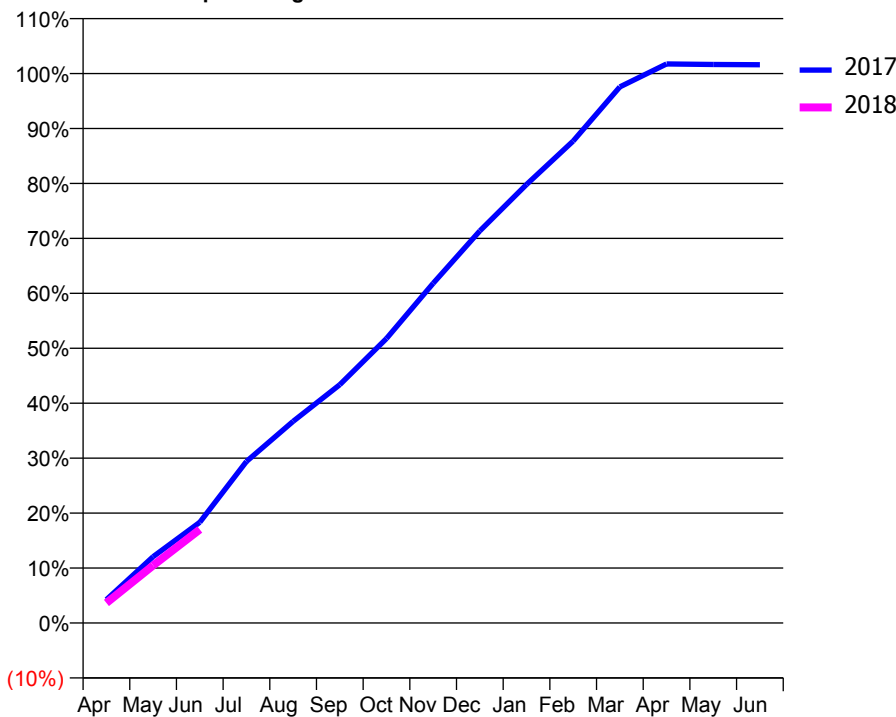
ACCESS*

Patients seen in 24 months	Total	Change since previous quarter
Quarter ending June 2016	7,626	
Quarter ending September 2016	7,633	→
Quarter ending December 2016	7,548	↓
Quarter ending March 2017	7,487	→
Quarter ending June 2017	7,348	↓
Variance since June 2016	(3.6%)	↓



ACTIVITY

Cumulative percentage of contracted UDA delivered 2017 & 2018



Month	Adjusted Scheduled Activity (UDA)	
	2017	2018
April	1,049	897
May	2,969	2,574
June	4,507	4,183
July	7,222	
August	9,020	
September	10,657	
October	12,719	
November	15,191	
December	17,531	
January	19,611	
February	21,554	
March	23,976	
April	24,998	
May	24,975	
June	24,965	

QUALITY

	Quantity	Base Number	Contract	LHB	Wales
% of FP17s for the same patient ID Re-attending within 3 months - Children	36	523	6.9%	8.5%	11.2%
% of FP17s for the same patient ID Re-attending within 3 months - Adults	278	1,718	16.2%	15.1%	16.4%
% of FP17s for the same patient ID Re-attending between 3 & 9 months - Children	306	523	58.5%	56.6%	58.1%
% of FP17s for the same patient ID Re-attending between 3 & 9 months - Adults	964	1,718	56.1%	54.1%	54.8%
% of FP17s for Band 1 Urgent Courses	193	1,845	10.5%	9.4%	9.2%
% of FP17s Relating to Free Repair or Replacements	24	1,845	1.3%	0.8%	0.8%
% of FP17s Relating to Continuations	7	1,845	0.4%	0.8%	0.9%
% of Patients satisfied with the dentistry they have received	33	37	89.2%	91.4%	92.1%
% of Patients satisfied with the time they had to wait for an appointment	35	37	94.6%	86.0%	87.5%

* This is based on patients treated on this contract for their most recent course of treatment. Figures in italics indicate the base number of FP17s or Patient Questionnaire responses are less than 100. N/A is shown where the base number of responses is less than 10 during the period. % is calculated as Quantity/Base number*100

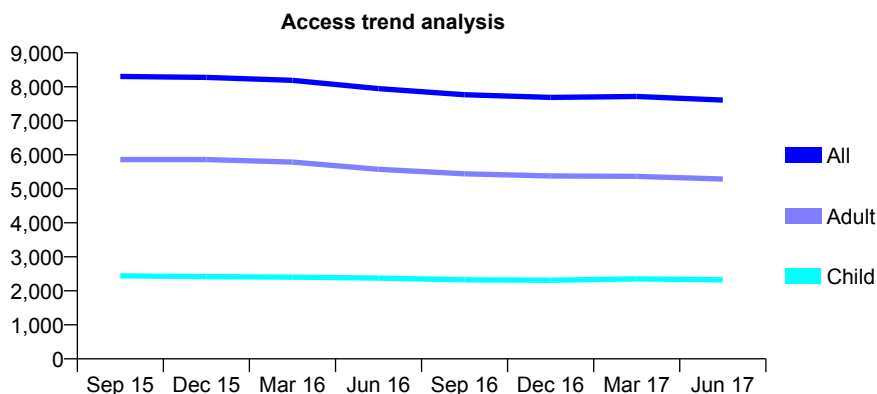
7A6 - Vital Signs At a Glance Contract Report for 190195/0020 - June 2017

Name or company name	Xeon Smiles UK Ltd
Contract type name	GDS Contract
Purpose of contract	General
Contract start date	18/07/2012
Contract end date	31/03/2018

17/18 Contracted general activity (UDA)	20,705
Carry forward general activity (UDA)	0
17/18 Contracted orthodontic activity (UOA)	0
Carry forward orthodontic activity (UOA)	0
Baseline contract value	£540,970.97

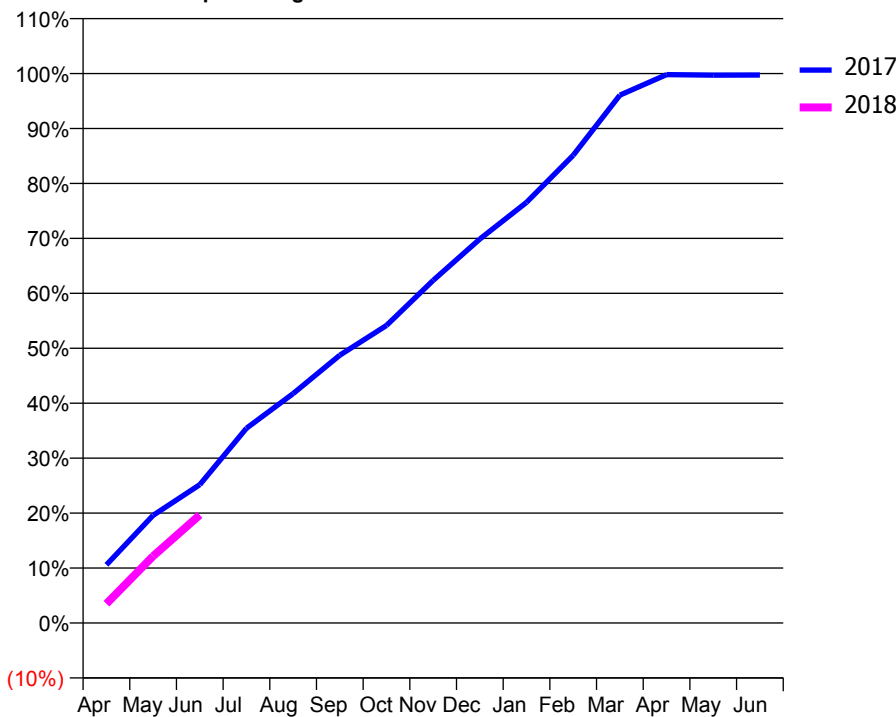
ACCESS*

Patients seen in 24 months	Total	Change since previous quarter
Quarter ending June 2016	7,949	
Quarter ending September 2016	7,765	↓
Quarter ending December 2016	7,690	→
Quarter ending March 2017	7,717	→
Quarter ending June 2017	7,609	↓
Variance since June 2016	(4.3%)	↓



ACTIVITY

Cumulative percentage of contracted UDA delivered 2017 & 2018



Month	Adjusted Scheduled Activity (UDA)	
	2017	2018
April	2,194	725
May	4,056	2,519
June	5,213	4,074
July	7,338	
August	8,647	
September	10,092	
October	11,210	
November	12,910	
December	14,468	
January	15,848	
February	17,624	
March	19,887	
April	20,661	
May	20,643	
June	20,648	

QUALITY

	Quantity	Base Number	Contract	LHB	Wales
% of FP17s for the same patient ID Re-attending within 3 months - Children	40	788	5.1%	8.5%	11.2%
% of FP17s for the same patient ID Re-attending within 3 months - Adults	151	1,646	9.2%	15.1%	16.4%
% of FP17s for the same patient ID Re-attending between 3 & 9 months - Children	422	788	53.6%	56.6%	58.1%
% of FP17s for the same patient ID Re-attending between 3 & 9 months - Adults	873	1,646	53.0%	54.1%	54.8%
% of FP17s for Band 1 Urgent Courses	141	2,074	6.8%	9.4%	9.2%
% of FP17s Relating to Free Repair or Replacements	7	2,074	0.3%	0.8%	0.8%
% of FP17s Relating to Continuations	2	2,074	0.1%	0.8%	0.9%
% of Patients satisfied with the dentistry they have received	34	36	94.4%	91.4%	92.1%
% of Patients satisfied with the time they had to wait for an appointment	30	36	83.3%	86.0%	87.5%

* This is based on patients treated on this contract for their most recent course of treatment. Figures in italics indicate the base number of FP17s or Patient Questionnaire responses are less than 100. N/A is shown where the base number of responses is less than 10 during the period. % is calculated as Quantity/Base number*100

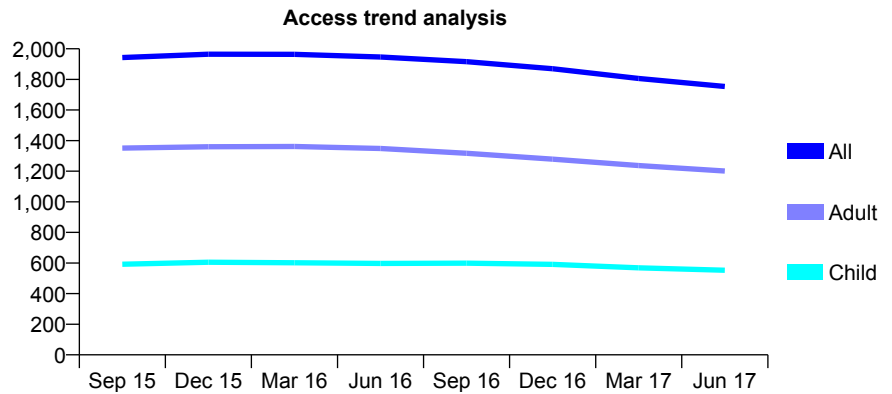
7A6 - Vital Signs At a Glance Contract Report for 190535/0001 - June 2017

Name or company name	Cwmbran Dental Spa
Contract type name	GDS Contract
Purpose of contract	General
Contract start date	01/04/2012
Contract end date	

17/18 Contracted general activity (UDA)	5,832
Carry forward general activity (UDA)	0
17/18 Contracted orthodontic activity (UOA)	0
Carry forward orthodontic activity (UOA)	0
Baseline contract value	£145,179.50

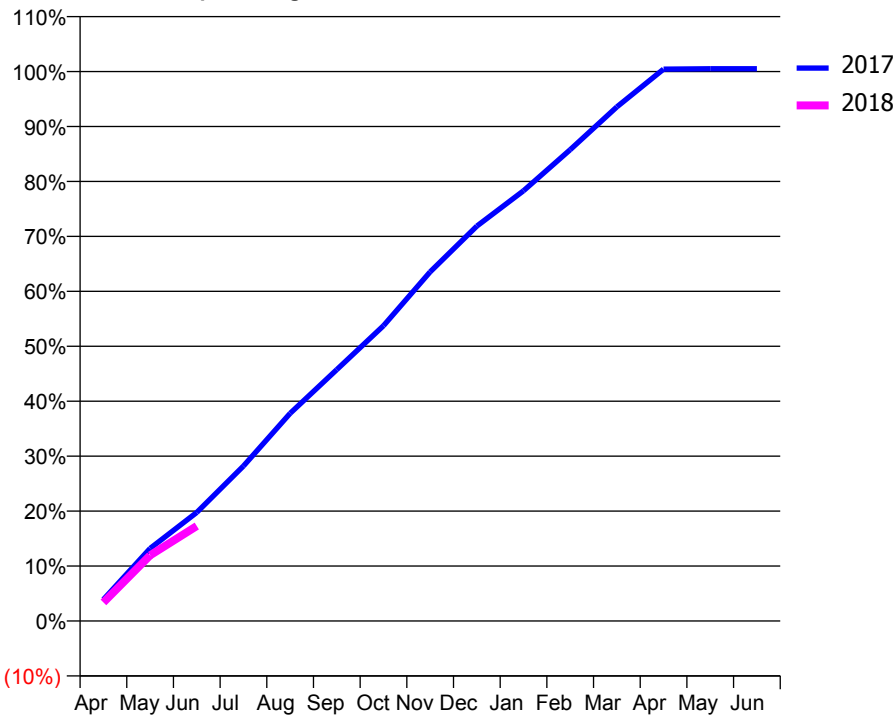
ACCESS*

Patients seen in 24 months	Total	Change since previous quarter
Quarter ending June 2016	1,946	
Quarter ending September 2016	1,916	↓
Quarter ending December 2016	1,870	↓
Quarter ending March 2017	1,806	↓
Quarter ending June 2017	1,754	↓
Variance since June 2016	(9.9%)	↓



ACTIVITY

Cumulative percentage of contracted UDA delivered 2017 & 2018



Month	Adjusted Scheduled Activity (UDA)	
	2017	2018
April	229	197
May	770	696
June	1,152	1,009
July	1,645	
August	2,205	
September	2,668	
October	3,134	
November	3,705	
December	4,191	
January	4,567	
February	5,002	
March	5,457	
April	5,857	
May	5,861	
June	5,861	

QUALITY

	Quantity	Base Number	Contract	LHB	Wales
% of FP17s for the same patient ID Re-attending within 3 months - Children	8	213	3.8%	8.5%	11.2%
% of FP17s for the same patient ID Re-attending within 3 months - Adults	59	466	12.7%	15.1%	16.4%
% of FP17s for the same patient ID Re-attending between 3 & 9 months - Children	135	213	63.4%	56.6%	58.1%
% of FP17s for the same patient ID Re-attending between 3 & 9 months - Adults	285	466	61.2%	54.1%	54.8%
% of FP17s for Band 1 Urgent Courses	23	546	4.2%	9.4%	9.2%
% of FP17s Relating to Free Repair or Replacements	5	546	0.9%	0.8%	0.8%
% of FP17s Relating to Continuations	7	546	1.3%	0.8%	0.9%
% of Patients satisfied with the dentistry they have received	4	5	N/A	91.4%	92.1%
% of Patients satisfied with the time they had to wait for an appointment	5	5	N/A	86.0%	87.5%

* This is based on patients treated on this contract for their most recent course of treatment. Figures in italics indicate the base number of FP17s or Patient Questionnaire responses are less than 100. N/A is shown where the base number of responses is less than 10 during the period. % is calculated as Quantity/Base number*100

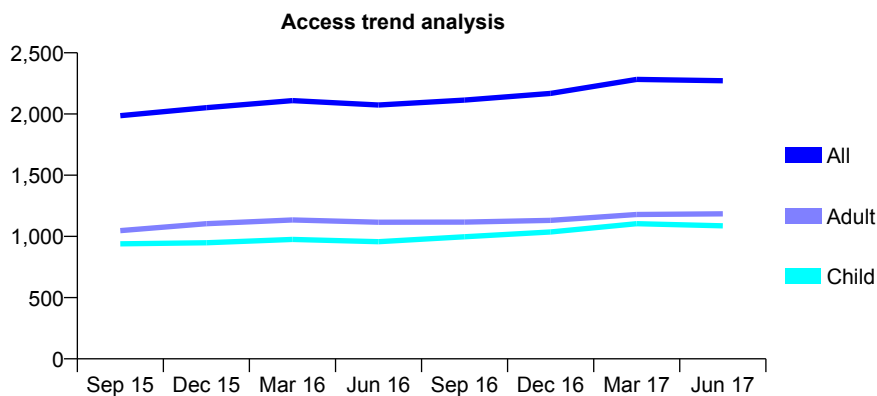
7A6 - Vital Signs At a Glance Contract Report for 194034/0001 - June 2017

Name or company name	Melin Ltd
Contract type name	GDS Contract
Purpose of contract	General and Orthodontic
Contract start date	01/03/2011
Contract end date	

17/18 Contracted general activity (UDA)	8,071
Carry forward general activity (UDA)	0
17/18 Contracted orthodontic activity (UOA)	1,580
Carry forward orthodontic activity (UOA)	0
Baseline contract value	£265,836.88

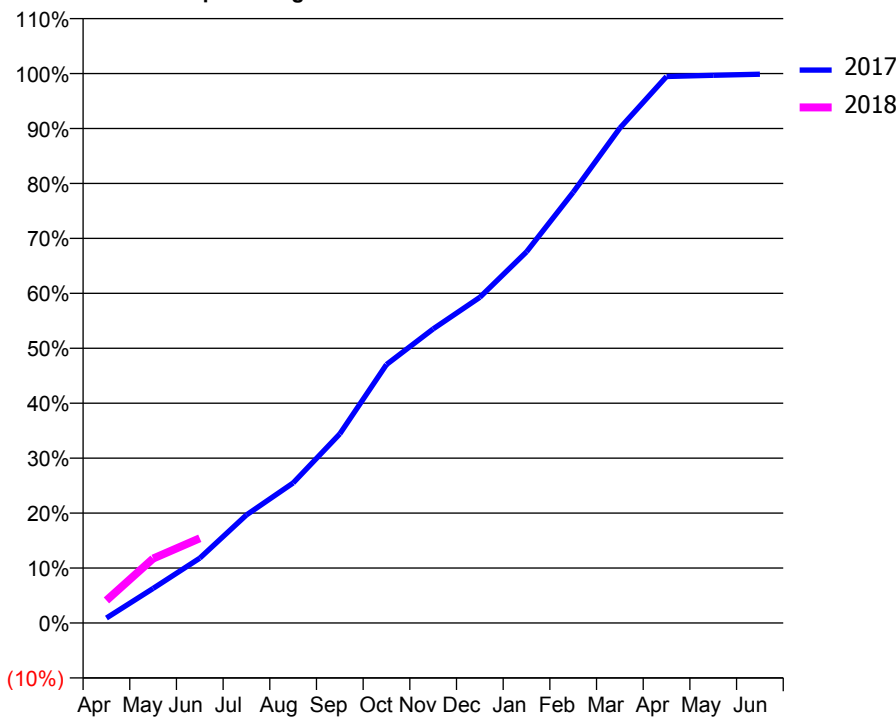
ACCESS*

Patients seen in 24 months	Total	Change since previous quarter
Quarter ending June 2016	2,073	
Quarter ending September 2016	2,114	→
Quarter ending December 2016	2,168	↑
Quarter ending March 2017	2,283	↑
Quarter ending June 2017	2,272	→
Variance since June 2016	9.6%	↑



ACTIVITY

Cumulative percentage of contracted UDA delivered 2017 & 2018



Month	Adjusted Scheduled Activity (UDA)	
	2017	2018
April	74	332
May	508	946
June	954	1,245
July	1,588	
August	2,058	
September	2,778	
October	3,797	
November	4,321	
December	4,784	
January	5,451	
February	6,327	
March	7,270	
April	8,028	
May	8,045	
June	8,060	

QUALITY

	Quantity	Base Number	Contract	LHB	Wales
% of FP17s for the same patient ID Re-attending within 3 months - Children	109	598	18.2%	8.5%	11.2%
% of FP17s for the same patient ID Re-attending within 3 months - Adults	124	534	23.2%	15.1%	16.4%
% of FP17s for the same patient ID Re-attending between 3 & 9 months - Children	348	598	58.2%	56.6%	58.1%
% of FP17s for the same patient ID Re-attending between 3 & 9 months - Adults	313	534	58.6%	54.1%	54.8%
% of FP17s for Band 1 Urgent Courses	37	671	5.5%	9.4%	9.2%
% of FP17s Relating to Free Repair or Replacements	1	671	0.1%	0.8%	0.8%
% of FP17s Relating to Continuations	3	671	0.4%	0.8%	0.9%
% of Patients satisfied with the dentistry they have received	6	7	N/A	91.4%	92.1%
% of Patients satisfied with the time they had to wait for an appointment	6	7	N/A	86.0%	87.5%

* This is based on patients treated on this contract for their most recent course of treatment. Figures in italics indicate the base number of FP17s or Patient Questionnaire responses are less than 100. N/A is shown where the base number of responses is less than 10 during the period. % is calculated as Quantity/Base number*100

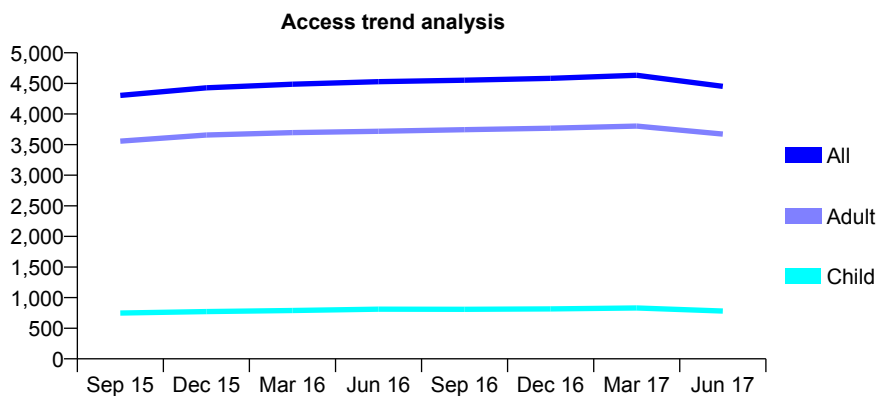
7A6 - Vital Signs At a Glance Contract Report for 197599/0001 - June 2017

Name or company name	Ali Jahanfar & Regina Appah
Contract type name	GDS Contract
Purpose of contract	General
Contract start date	01/12/2009
Contract end date	

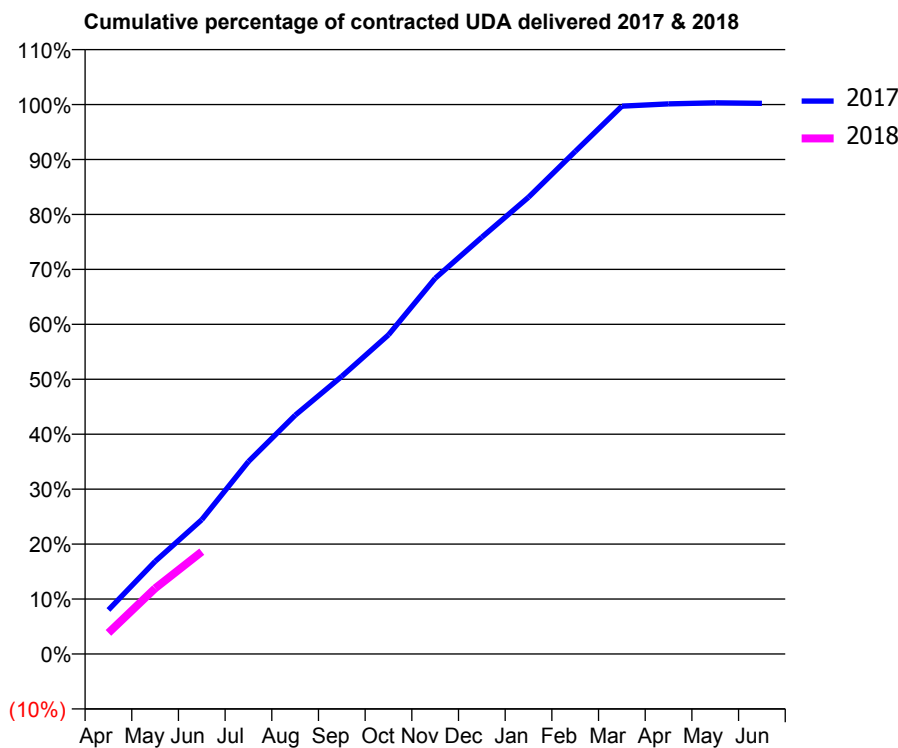
17/18 Contracted general activity (UDA)	13,299
Carry forward general activity (UDA)	0
17/18 Contracted orthodontic activity (UOA)	0
Carry forward orthodontic activity (UOA)	0
Baseline contract value	£306,631.98

ACCESS*

Patients seen in 24 months	Total	Change since previous quarter
Quarter ending June 2016	4,529	
Quarter ending September 2016	4,553	→
Quarter ending December 2016	4,583	→
Quarter ending March 2017	4,633	→
Quarter ending June 2017	4,453	↓
Variance since June 2016	(1.7%)	↓



ACTIVITY



Month	Adjusted Scheduled Activity (UDA)	
	2017	2018
April	1,067	512
May	2,242	1,589
June	3,253	2,477
July	4,657	
August	5,778	
September	6,722	
October	7,724	
November	9,092	
December	10,087	
January	11,056	
February	12,162	
March	13,258	
April	13,315	
May	13,339	
June	13,327	

QUALITY

	Quantity	Base Number	Contract	LHB	Wales
% of FP17s for the same patient ID Re-attending within 3 months - Children	14	192	7.3%	8.5%	11.2%
% of FP17s for the same patient ID Re-attending within 3 months - Adults	144	999	14.4%	15.1%	16.4%
% of FP17s for the same patient ID Re-attending between 3 & 9 months - Children	104	192	54.2%	56.6%	58.1%
% of FP17s for the same patient ID Re-attending between 3 & 9 months - Adults	549	999	55.0%	54.1%	54.8%
% of FP17s for Band 1 Urgent Courses	117	1,142	10.2%	9.4%	9.2%
% of FP17s Relating to Free Repair or Replacements	24	1,142	2.1%	0.8%	0.8%
% of FP17s Relating to Continuations	11	1,142	1.0%	0.8%	0.9%
% of Patients satisfied with the dentistry they have received	15	15	100.0%	91.4%	92.1%
% of Patients satisfied with the time they had to wait for an appointment	14	15	93.3%	86.0%	87.5%

* This is based on patients treated on this contract for their most recent course of treatment. Figures in italics indicate the base number of FP17s or Patient Questionnaire responses are less than 100. N/A is shown where the base number of responses is less than 10 during the period. % is calculated as Quantity/Base number*100

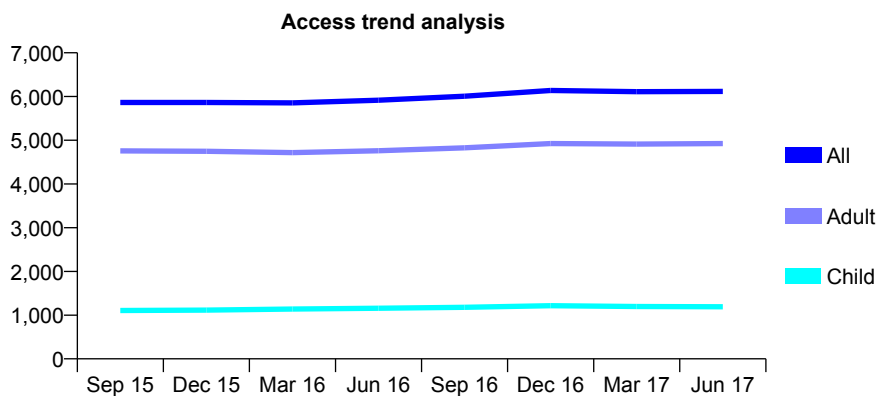
7A6 - Vital Signs At a Glance Contract Report for 199273/0001 - June 2017

Name or company name	Risca Dental Practice Limited
Contract type name	GDS Contract
Purpose of contract	General
Contract start date	01/09/2012
Contract end date	

17/18 Contracted general activity (UDA)	18,412
Carry forward general activity (UDA)	0
17/18 Contracted orthodontic activity (UOA)	0
Carry forward orthodontic activity (UOA)	0
Baseline contract value	£469,613.70

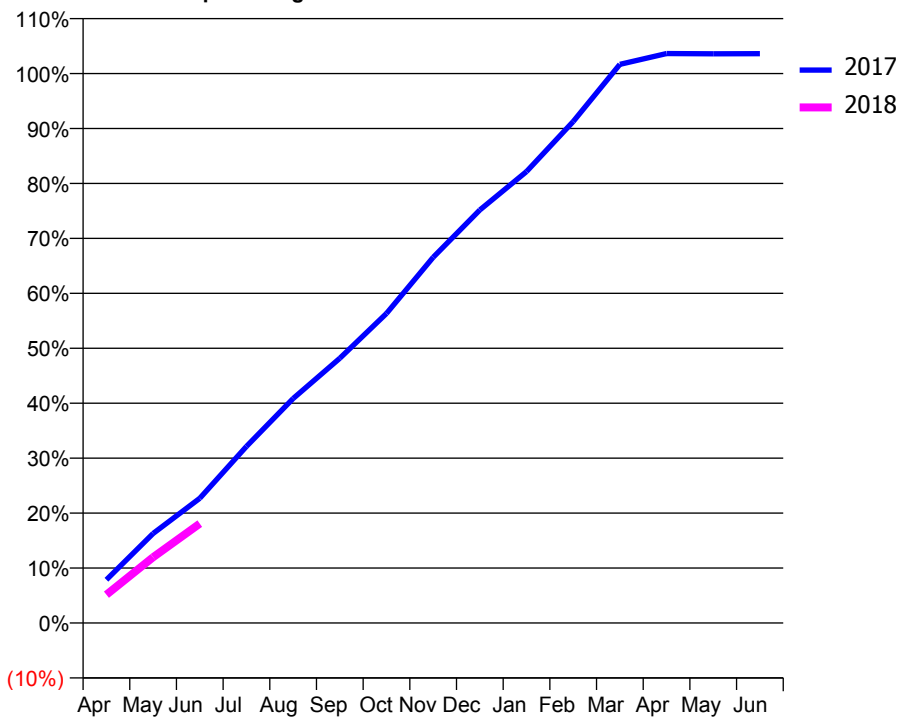
ACCESS*

Patients seen in 24 months	Total	Change since previous quarter
Quarter ending June 2016	5,916	
Quarter ending September 2016	6,007	→
Quarter ending December 2016	6,138	↑
Quarter ending March 2017	6,110	→
Quarter ending June 2017	6,117	→
Variance since June 2016	3.4%	↑



ACTIVITY

Cumulative percentage of contracted UDA delivered 2017 & 2018



Adjusted Scheduled Activity (UDA)

Month	2017	2018
April	1,449	948
May	3,002	2,205
June	4,178	3,332
July	5,918	
August	7,522	
September	8,870	
October	10,374	
November	12,251	
December	13,841	
January	15,125	
February	16,800	
March	18,720	
April	19,079	
May	19,073	
June	19,077	

QUALITY

	Quantity	Base Number	Contract	LHB	Wales
% of FP17s for the same patient ID Re-attending within 3 months - Children	25	347	7.2%	8.5%	11.2%
% of FP17s for the same patient ID Re-attending within 3 months - Adults	252	1,464	17.2%	15.1%	16.4%
% of FP17s for the same patient ID Re-attending between 3 & 9 months - Children	210	347	60.5%	56.6%	58.1%
% of FP17s for the same patient ID Re-attending between 3 & 9 months - Adults	700	1,464	47.8%	54.1%	54.8%
% of FP17s for Band 1 Urgent Courses	237	1,639	14.5%	9.4%	9.2%
% of FP17s Relating to Free Repair or Replacements	9	1,639	0.5%	0.8%	0.8%
% of FP17s Relating to Continuations	11	1,639	0.7%	0.8%	0.9%
% of Patients satisfied with the dentistry they have received	20	22	90.9%	91.4%	92.1%
% of Patients satisfied with the time they had to wait for an appointment	19	22	86.4%	86.0%	87.5%

* This is based on patients treated on this contract for their most recent course of treatment. Figures in italics indicate the base number of FP17s or Patient Questionnaire responses are less than 100. N/A is shown where the base number of responses is less than 10 during the period. % is calculated as Quantity/Base number*100

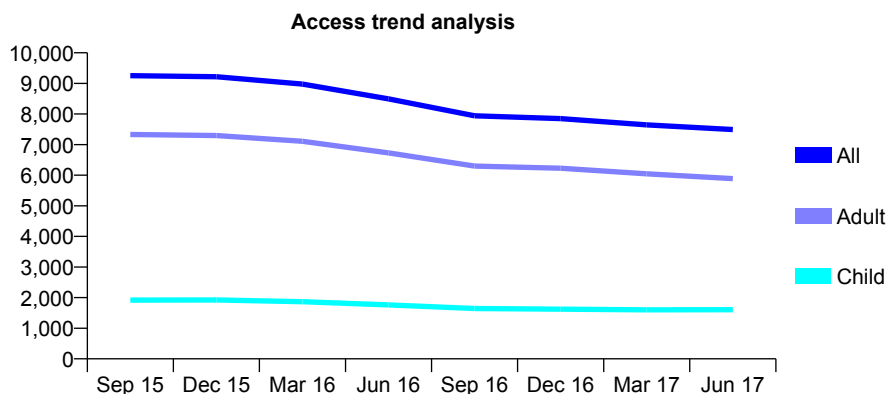
7A6 - Vital Signs At a Glance Contract Report for 199915/0004 - June 2017

Name or company name	IDH 441 to 444 Ltd
Contract type name	GDS Contract
Purpose of contract	General
Contract start date	01/04/2010
Contract end date	

17/18 Contracted general activity (UDA)	26,938
Carry forward general activity (UDA)	0
17/18 Contracted orthodontic activity (UOA)	0
Carry forward orthodontic activity (UOA)	0
Baseline contract value	£653,041.37

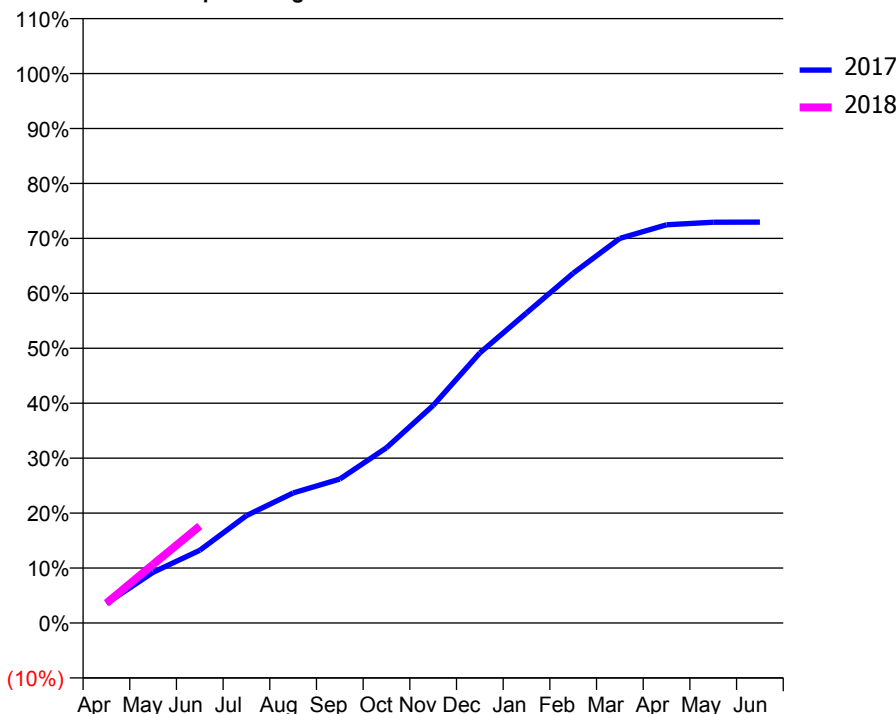
ACCESS*

Patients seen in 24 months	Total	Change since previous quarter
Quarter ending June 2016	8,495	
Quarter ending September 2016	7,942	↓
Quarter ending December 2016	7,851	↓
Quarter ending March 2017	7,646	↓
Quarter ending June 2017	7,491	↓
Variance since June 2016	(11.8%)	↓



ACTIVITY

Cumulative percentage of contracted UDA delivered 2017 & 2018



Adjusted Scheduled Activity (UDA)

Month	2017	2018
April	956	970
May	2,489	2,874
June	3,566	4,753
July	5,264	
August	6,377	
September	7,058	
October	8,591	
November	10,665	
December	13,241	
January	15,202	
February	17,151	
March	18,855	
April	19,524	
May	19,645	
June	19,651	

QUALITY

	Quantity	Base Number	Contract	LHB	Wales
% of FP17s for the same patient ID Re-attending within 3 months - Children	18	466	3.9%	8.5%	11.2%
% of FP17s for the same patient ID Re-attending within 3 months - Adults	104	1,554	6.7%	15.1%	16.4%
% of FP17s for the same patient ID Re-attending between 3 & 9 months - Children	204	466	43.8%	56.6%	58.1%
% of FP17s for the same patient ID Re-attending between 3 & 9 months - Adults	686	1,554	44.1%	54.1%	54.8%
% of FP17s for Band 1 Urgent Courses	45	1,730	2.6%	9.4%	9.2%
% of FP17s Relating to Free Repair or Replacements	21	1,730	1.2%	0.8%	0.8%
% of FP17s Relating to Continuations	9	1,730	0.5%	0.8%	0.9%
% of Patients satisfied with the dentistry they have received	48	54	88.9%	91.4%	92.1%
% of Patients satisfied with the time they had to wait for an appointment	31	54	57.4%	86.0%	87.5%

* This is based on patients treated on this contract for their most recent course of treatment. Figures in italics indicate the base number of FP17s or Patient Questionnaire responses are less than 100. N/A is shown where the base number of responses is less than 10 during the period. % is calculated as Quantity/Base number*100

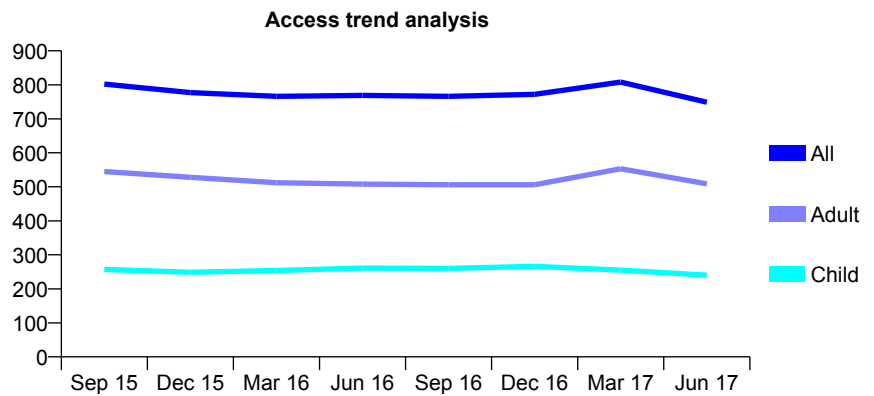
7A6 - Vital Signs At a Glance Contract Report for 215473/0001 - June 2017

Name or company name	MR JW REES
Contract type name	GDS Contract
Purpose of contract	General
Contract start date	01/04/2006
Contract end date	

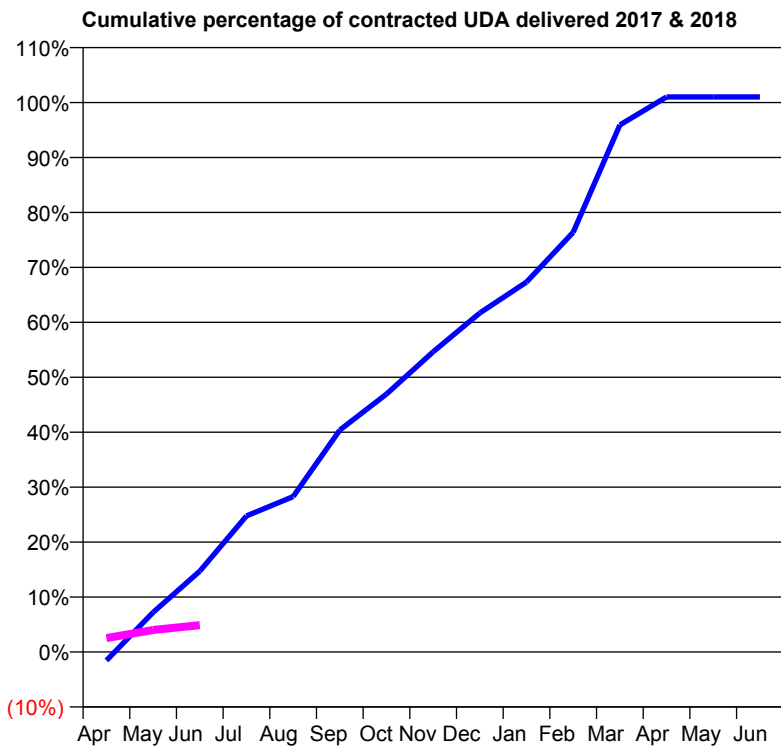
17/18 Contracted general activity (UDA)	1,769
Carry forward general activity (UDA)	0
17/18 Contracted orthodontic activity (UOA)	0
Carry forward orthodontic activity (UOA)	0
Baseline contract value	£44,072.45

ACCESS*

Patients seen in 24 months	Total	Change since previous quarter
Quarter ending June 2016	769	
Quarter ending September 2016	766	→
Quarter ending December 2016	772	→
Quarter ending March 2017	808	↑
Quarter ending June 2017	749	↓
Variance since June 2016	(2.6%)	↓



ACTIVITY



Month	Adjusted Scheduled Activity (UDA)	
	2017	2018
April	-28	45
May	128	71
June	260	87
July	438	
August	500	
September	714	
October	831	
November	967	
December	1,092	
January	1,191	
February	1,351	
March	1,697	
April	1,787	
May	1,787	
June	1,787	

QUALITY

	Quantity	Base Number	Contract	LHB	Wales
% of FP17s for the same patient ID Re-attending within 3 months - Children	0	38	0.0%	8.5%	11.2%
% of FP17s for the same patient ID Re-attending within 3 months - Adults	4	49	8.2%	15.1%	16.4%
% of FP17s for the same patient ID Re-attending between 3 & 9 months - Children	21	38	55.3%	56.6%	58.1%
% of FP17s for the same patient ID Re-attending between 3 & 9 months - Adults	22	49	44.9%	54.1%	54.8%
% of FP17s for Band 1 Urgent Courses	3	51	5.9%	9.4%	9.2%
% of FP17s Relating to Free Repair or Replacements	0	51	0.0%	0.8%	0.8%
% of FP17s Relating to Continuations	0	51	0.0%	0.8%	0.9%
% of Patients satisfied with the dentistry they have received	0	0	N/A	91.4%	92.1%
% of Patients satisfied with the time they had to wait for an appointment	0	0	N/A	86.0%	87.5%

* This is based on patients treated on this contract for their most recent course of treatment. Figures in italics indicate the base number of FP17s or Patient Questionnaire responses are less than 100. N/A is shown where the base number of responses is less than 10 during the period. % is calculated as Quantity/Base number*100

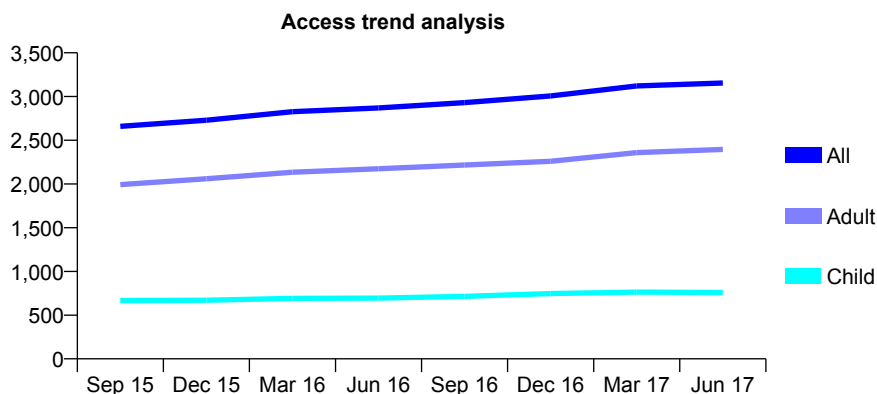
7A6 - Vital Signs At a Glance Contract Report for 220566/0001 - June 2017

Name or company name	MR EH CRONIN
Contract type name	GDS Contract
Purpose of contract	General
Contract start date	01/10/2007
Contract end date	

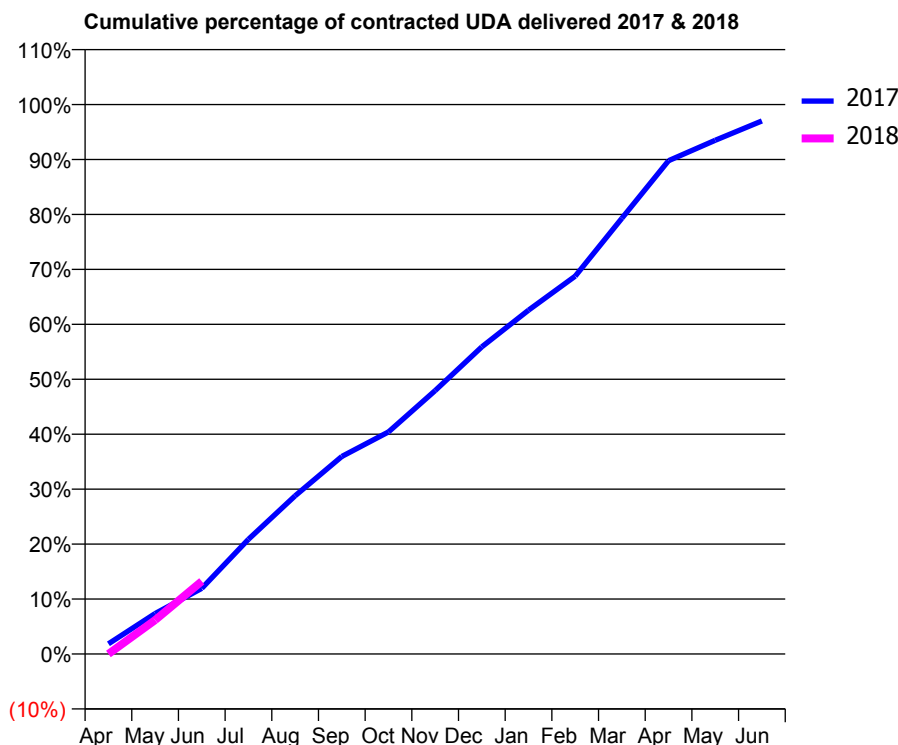
17/18 Contracted general activity (UDA)	9,165
Carry forward general activity (UDA)	0
17/18 Contracted orthodontic activity (UOA)	0
Carry forward orthodontic activity (UOA)	0
Baseline contract value	£230,645.23

ACCESS*

Patients seen in 24 months	Total	Change since previous quarter
Quarter ending June 2016	2,869	
Quarter ending September 2016	2,931	↑
Quarter ending December 2016	3,006	↑
Quarter ending March 2017	3,121	↑
Quarter ending June 2017	3,154	→
Variance since June 2016	9.9%	↑



ACTIVITY



Month	Adjusted Scheduled Activity (UDA)	
	2017	2018
April	170	0
May	676	566
June	1,095	1,214
July	1,914	
August	2,639	
September	3,294	
October	3,705	
November	4,394	
December	5,124	
January	5,735	
February	6,303	
March	7,268	
April	8,229	
May	8,568	
June	8,891	

QUALITY

	Quantity	Base Number	Contract	LHB	Wales
% of FP17s for the same patient ID Re-attending within 3 months - Children	21	234	9.0%	8.5%	11.2%
% of FP17s for the same patient ID Re-attending within 3 months - Adults	178	880	20.2%	15.1%	16.4%
% of FP17s for the same patient ID Re-attending between 3 & 9 months - Children	103	234	44.0%	56.6%	58.1%
% of FP17s for the same patient ID Re-attending between 3 & 9 months - Adults	313	880	35.6%	54.1%	54.8%
% of FP17s for Band 1 Urgent Courses	86	674	12.8%	9.4%	9.2%
% of FP17s Relating to Free Repair or Replacements	9	674	1.3%	0.8%	0.8%
% of FP17s Relating to Continuations	20	674	3.0%	0.8%	0.9%
% of Patients satisfied with the dentistry they have received	17	18	94.4%	91.4%	92.1%
% of Patients satisfied with the time they had to wait for an appointment	17	18	94.4%	86.0%	87.5%

* This is based on patients treated on this contract for their most recent course of treatment. Figures in italics indicate the base number of FP17s or Patient Questionnaire responses are less than 100. N/A is shown where the base number of responses is less than 10 during the period. % is calculated as Quantity/Base number*100

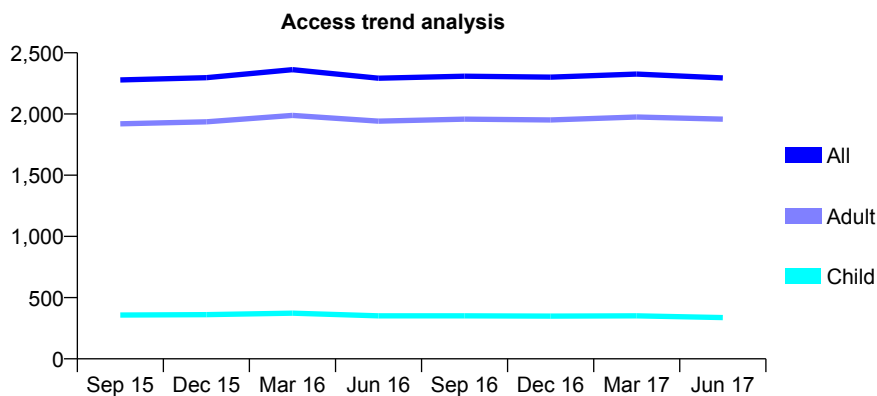
7A6 - Vital Signs At a Glance Contract Report for 234567/0001 - June 2017

Name or company name	MR PA HAWKINS
Contract type name	GDS Contract
Purpose of contract	General
Contract start date	01/04/2006
Contract end date	

17/18 Contracted general activity (UDA)	5,678
Carry forward general activity (UDA)	0
17/18 Contracted orthodontic activity (UOA)	0
Carry forward orthodontic activity (UOA)	0
Baseline contract value	£141,863.06

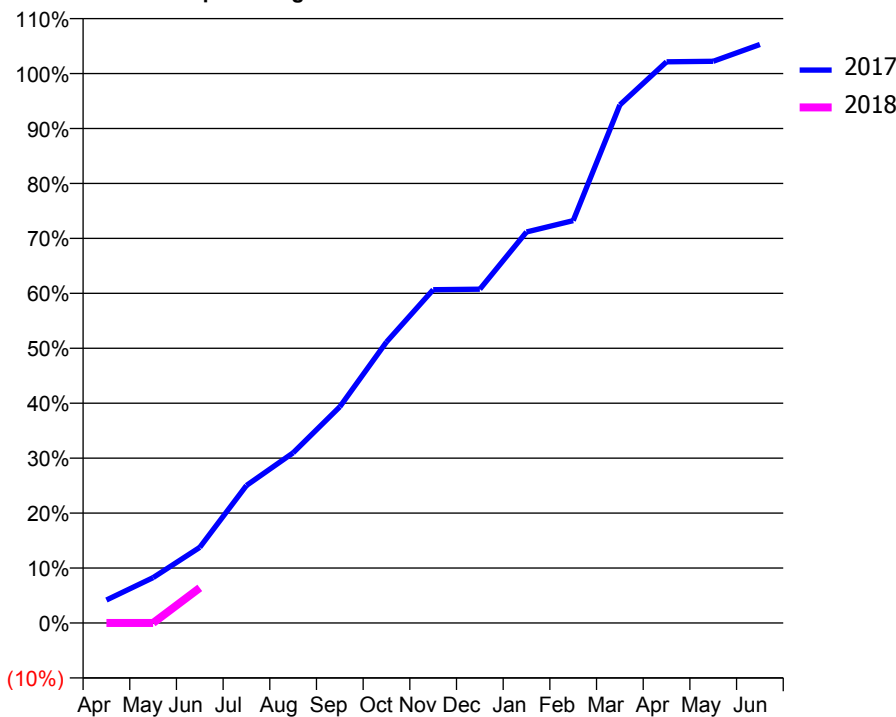
ACCESS*

Patients seen in 24 months	Total	Change since previous quarter
Quarter ending June 2016	2,293	
Quarter ending September 2016	2,309	→
Quarter ending December 2016	2,301	→
Quarter ending March 2017	2,326	→
Quarter ending June 2017	2,295	↓
Variance since June 2016	0.1%	→



ACTIVITY

Cumulative percentage of contracted UDA delivered 2017 & 2018



Month	Adjusted Scheduled Activity (UDA)	
	2017	2018
April	237	0
May	470	0
June	782	364
July	1,422	
August	1,759	
September	2,234	
October	2,904	
November	3,444	
December	3,449	
January	4,041	
February	4,157	
March	5,354	
April	5,799	
May	5,804	
June	5,978	

QUALITY

	Quantity	Base Number	Contract	LHB	Wales
% of FP17s for the same patient ID Re-attending within 3 months - Children	8	82	9.8%	8.5%	11.2%
% of FP17s for the same patient ID Re-attending within 3 months - Adults	76	438	17.4%	15.1%	16.4%
% of FP17s for the same patient ID Re-attending between 3 & 9 months - Children	42	82	51.2%	56.6%	58.1%
% of FP17s for the same patient ID Re-attending between 3 & 9 months - Adults	180	438	41.1%	54.1%	54.8%
% of FP17s for Band 1 Urgent Courses	28	198	14.1%	9.4%	9.2%
% of FP17s Relating to Free Repair or Replacements	2	198	1.0%	0.8%	0.8%
% of FP17s Relating to Continuations	4	198	2.0%	0.8%	0.9%
% of Patients satisfied with the dentistry they have received	7	8	N/A	91.4%	92.1%
% of Patients satisfied with the time they had to wait for an appointment	6	8	N/A	86.0%	87.5%

* This is based on patients treated on this contract for their most recent course of treatment. Figures in italics indicate the base number of FP17s or Patient Questionnaire responses are less than 100. N/A is shown where the base number of responses is less than 10 during the period. % is calculated as Quantity/Base number*100

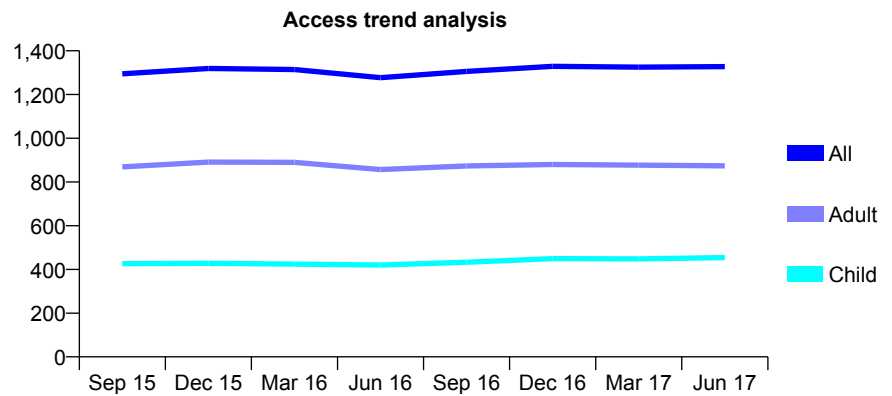
7A6 - Vital Signs At a Glance Contract Report for 245941/0001 - June 2017

Name or company name	MR KR HASTINGS
Contract type name	GDS Contract
Purpose of contract	General
Contract start date	01/04/2006
Contract end date	

17/18 Contracted general activity (UDA)	3,433
Carry forward general activity (UDA)	0
17/18 Contracted orthodontic activity (UOA)	0
Carry forward orthodontic activity (UOA)	0
Baseline contract value	£95,045.03

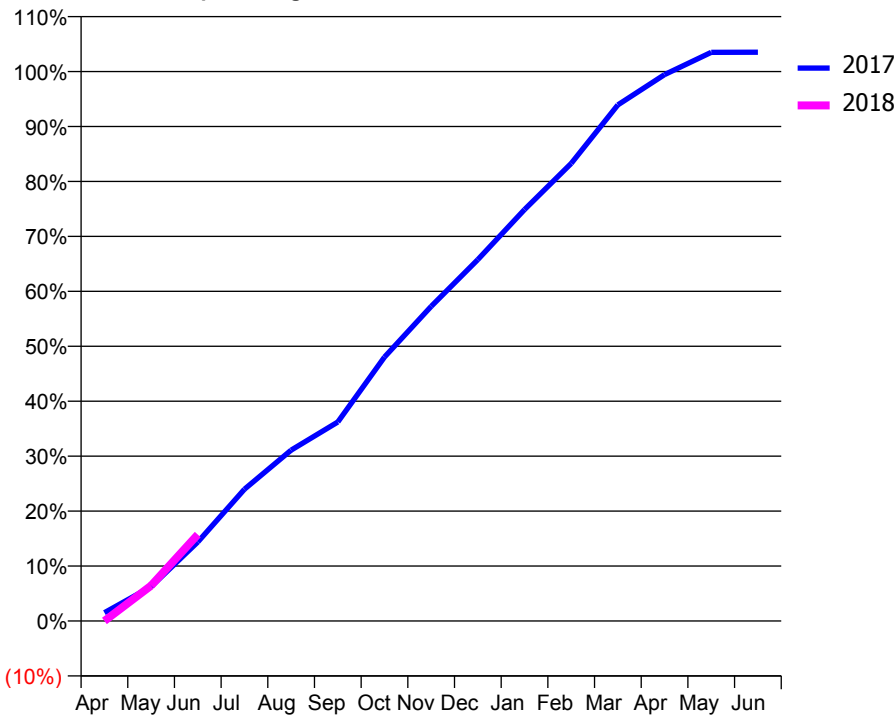
ACCESS*

Patients seen in 24 months	Total	Change since previous quarter
Quarter ending June 2016	1,277	
Quarter ending September 2016	1,306	↑
Quarter ending December 2016	1,329	→
Quarter ending March 2017	1,325	→
Quarter ending June 2017	1,328	→
Variance since June 2016	4.0%	↑



ACTIVITY

Cumulative percentage of contracted UDA delivered 2017 & 2018



Month	Adjusted Scheduled Activity (UDA)	
	2017	2018
April	52	0
May	215	221
June	494	540
July	824	
August	1,068	
September	1,243	
October	1,649	
November	1,966	
December	2,258	
January	2,571	
February	2,859	
March	3,224	
April	3,413	
May	3,552	
June	3,553	

QUALITY

	Quantity	Base Number	Contract	LHB	Wales
% of FP17s for the same patient ID Re-attending within 3 months - Children	8	110	7.3%	8.5%	11.2%
% of FP17s for the same patient ID Re-attending within 3 months - Adults	49	217	22.6%	15.1%	16.4%
% of FP17s for the same patient ID Re-attending between 3 & 9 months - Children	34	110	30.9%	56.6%	58.1%
% of FP17s for the same patient ID Re-attending between 3 & 9 months - Adults	52	217	24.0%	54.1%	54.8%
% of FP17s for Band 1 Urgent Courses	34	219	15.5%	9.4%	9.2%
% of FP17s Relating to Free Repair or Replacements	0	219	0.0%	0.8%	0.8%
% of FP17s Relating to Continuations	0	219	0.0%	0.8%	0.9%
% of Patients satisfied with the dentistry they have received	0	0	N/A	91.4%	92.1%
% of Patients satisfied with the time they had to wait for an appointment	0	0	N/A	86.0%	87.5%

* This is based on patients treated on this contract for their most recent course of treatment. Figures in italics indicate the base number of FP17s or Patient Questionnaire responses are less than 100. N/A is shown where the base number of responses is less than 10 during the period. % is calculated as Quantity/Base number*100

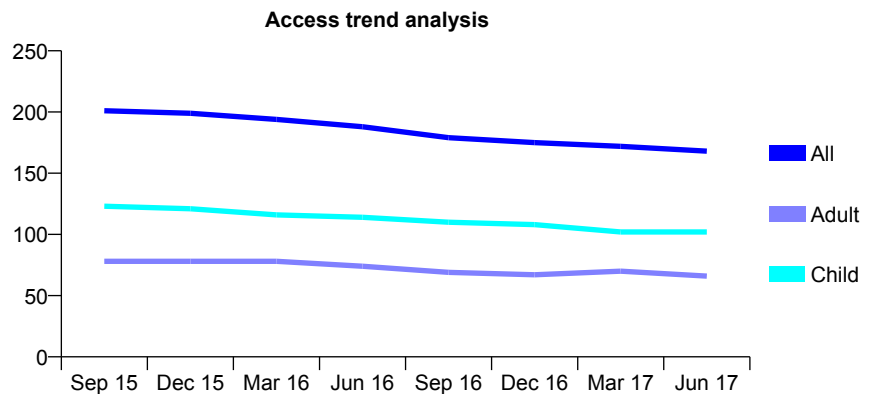
7A6 - Vital Signs At a Glance Contract Report for 254088/0001 - June 2017

Name or company name	MR SG LODGE
Contract type name	GDS Contract
Purpose of contract	General
Contract start date	01/04/2006
Contract end date	

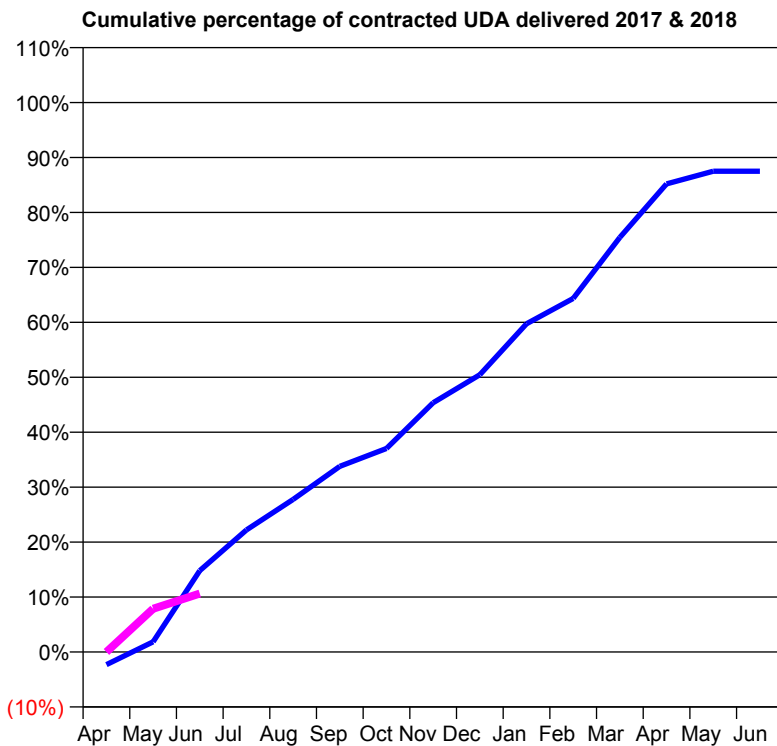
17/18 Contracted general activity (UDA)	216
Carry forward general activity (UDA)	0
17/18 Contracted orthodontic activity (UOA)	0
Carry forward orthodontic activity (UOA)	0
Baseline contract value	£4,979.78

ACCESS*

Patients seen in 24 months	Total	Change since previous quarter
Quarter ending June 2016	188	
Quarter ending September 2016	179	↓
Quarter ending December 2016	175	↓
Quarter ending March 2017	172	↓
Quarter ending June 2017	168	↓
Variance since June 2016	(10.6%)	↓



ACTIVITY



Month	Adjusted Scheduled Activity (UDA)	
	2017	2018
April	-5	0
May	4	17
June	32	23
July	48	
August	60	
September	73	
October	80	
November	98	
December	109	
January	129	
February	139	
March	163	
April	184	
May	189	
June	189	

QUALITY

	Quantity	Base Number	Contract	LHB	Wales
% of FP17s for the same patient ID Re-attending within 3 months - Children	1	32	3.1%	8.5%	11.2%
% of FP17s for the same patient ID Re-attending within 3 months - Adults	0	15	0.0%	15.1%	16.4%
% of FP17s for the same patient ID Re-attending between 3 & 9 months - Children	8	32	25.0%	56.6%	58.1%
% of FP17s for the same patient ID Re-attending between 3 & 9 months - Adults	9	15	60.0%	54.1%	54.8%
% of FP17s for Band 1 Urgent Courses	0	21	0.0%	9.4%	9.2%
% of FP17s Relating to Free Repair or Replacements	0	21	0.0%	0.8%	0.8%
% of FP17s Relating to Continuations	0	21	0.0%	0.8%	0.9%
% of Patients satisfied with the dentistry they have received	1	1	N/A	91.4%	92.1%
% of Patients satisfied with the time they had to wait for an appointment	1	1	N/A	86.0%	87.5%

* This is based on patients treated on this contract for their most recent course of treatment. Figures in italics indicate the base number of FP17s or Patient Questionnaire responses are less than 100. N/A is shown where the base number of responses is less than 10 during the period. % is calculated as Quantity/Base number*100

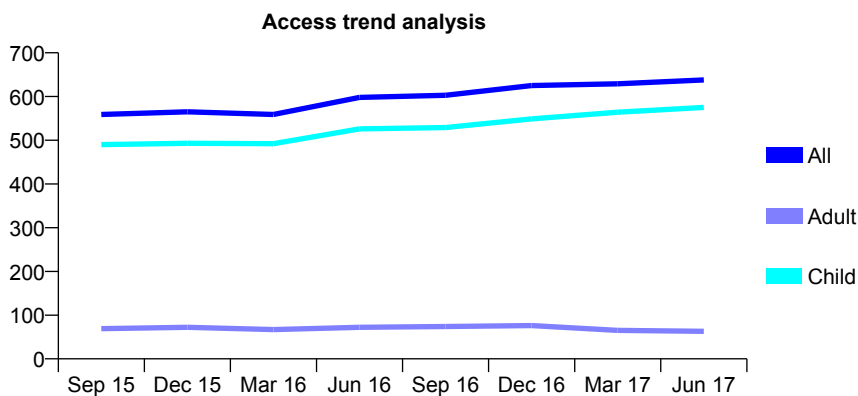
7A6 - Vital Signs At a Glance Contract Report for 264555/0001 - June 2017

Name or company name	MR BA BRUNSWICK
Contract type name	GDS Contract
Purpose of contract	General
Contract start date	01/09/2008
Contract end date	

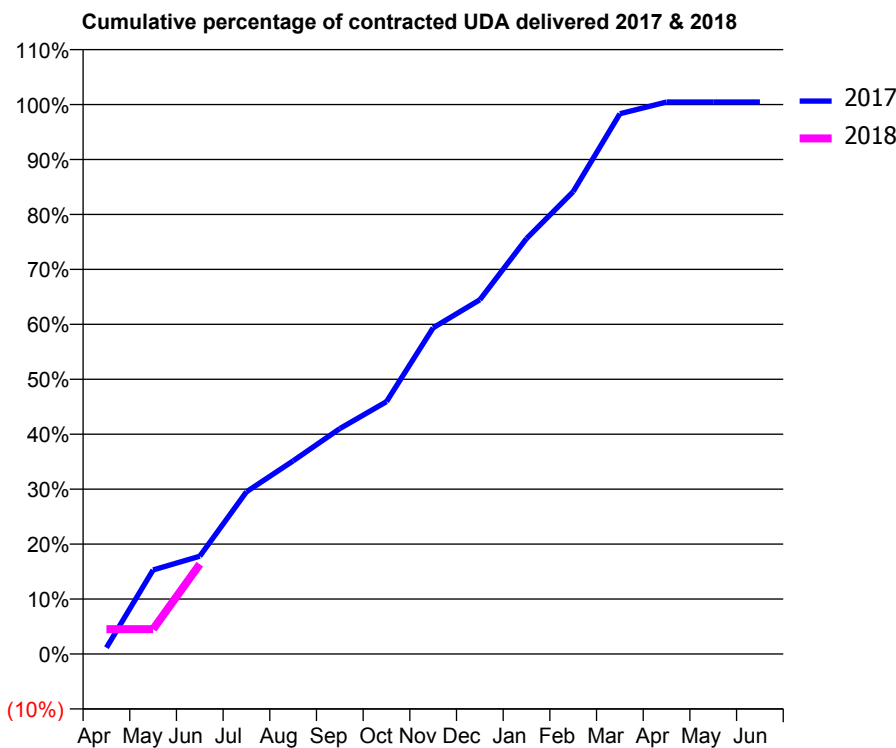
17/18 Contracted general activity (UDA)	1,041
Carry forward general activity (UDA)	0
17/18 Contracted orthodontic activity (UOA)	0
Carry forward orthodontic activity (UOA)	0
Baseline contract value	£26,816.41

ACCESS*

Patients seen in 24 months	Total	Change since previous quarter
Quarter ending June 2016	598	
Quarter ending September 2016	603	→
Quarter ending December 2016	625	↑
Quarter ending March 2017	629	→
Quarter ending June 2017	638	→
Variance since June 2016	6.7%	↑



ACTIVITY



Month	Adjusted Scheduled Activity (UDA)	
	2017	2018
April	12	47
May	159	47
June	185	170
July	307	
August	366	
September	427	
October	478	
November	618	
December	671	
January	787	
February	876	
March	1,024	
April	1,046	
May	1,046	
June	1,046	

QUALITY

	Quantity	Base Number	Contract	LHB	Wales
% of FP17s for the same patient ID Re-attending within 3 months - Children	5	161	3.1%	8.5%	11.2%
% of FP17s for the same patient ID Re-attending within 3 months - Adults	0	5	0.0%	15.1%	16.4%
% of FP17s for the same patient ID Re-attending between 3 & 9 months - Children	99	161	61.5%	56.6%	58.1%
% of FP17s for the same patient ID Re-attending between 3 & 9 months - Adults	3	5	60.0%	54.1%	54.8%
% of FP17s for Band 1 Urgent Courses	1	150	0.7%	9.4%	9.2%
% of FP17s Relating to Free Repair or Replacements	0	150	0.0%	0.8%	0.8%
% of FP17s Relating to Continuations	0	150	0.0%	0.8%	0.9%
% of Patients satisfied with the dentistry they have received	0	0	N/A	91.4%	92.1%
% of Patients satisfied with the time they had to wait for an appointment	0	0	N/A	86.0%	87.5%

* This is based on patients treated on this contract for their most recent course of treatment. Figures in italics indicate the base number of FP17s or Patient Questionnaire responses are less than 100. N/A is shown where the base number of responses is less than 10 during the period. % is calculated as Quantity/Base number*100

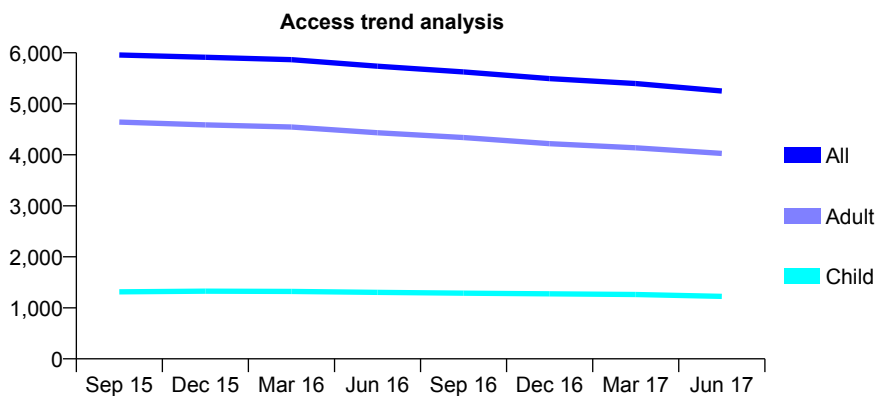
7A6 - Vital Signs At a Glance Contract Report for 269727/0002 - June 2017

Name or company name	Newport Dental Care Partnership
Contract type name	GDS Contract
Purpose of contract	General
Contract start date	01/08/2011
Contract end date	

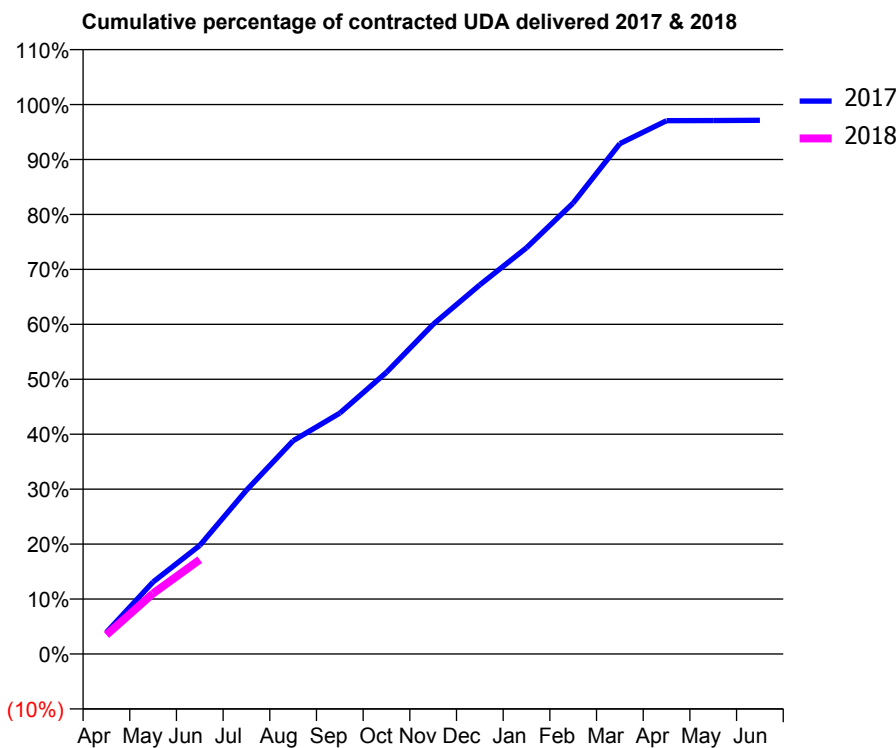
17/18 Contracted general activity (UDA)	15,746
Carry forward general activity (UDA)	0
17/18 Contracted orthodontic activity (UOA)	0
Carry forward orthodontic activity (UOA)	0
Baseline contract value	£391,548.93

ACCESS*

Patients seen in 24 months	Total	Change since previous quarter
Quarter ending June 2016	5,736	
Quarter ending September 2016	5,626	↓
Quarter ending December 2016	5,494	↓
Quarter ending March 2017	5,398	↓
Quarter ending June 2017	5,251	↓
Variance since June 2016	(8.5%)	↓



ACTIVITY



Month	Adjusted Scheduled Activity (UDA)	
	2017	2018
April	620	548
May	2,065	1,735
June	3,112	2,702
July	4,695	
August	6,111	
September	6,901	
October	8,071	
November	9,447	
December	10,577	
January	11,641	
February	12,925	
March	14,626	
April	15,284	
May	15,288	
June	15,293	

QUALITY

	Quantity	Base Number	Contract	LHB	Wales
% of FP17s for the same patient ID Re-attending within 3 months - Children	19	395	4.8%	8.5%	11.2%
% of FP17s for the same patient ID Re-attending within 3 months - Adults	120	1,190	10.1%	15.1%	16.4%
% of FP17s for the same patient ID Re-attending between 3 & 9 months - Children	207	395	52.4%	56.6%	58.1%
% of FP17s for the same patient ID Re-attending between 3 & 9 months - Adults	540	1,190	45.4%	54.1%	54.8%
% of FP17s for Band 1 Urgent Courses	75	1,302	5.8%	9.4%	9.2%
% of FP17s Relating to Free Repair or Replacements	12	1,302	0.9%	0.8%	0.8%
% of FP17s Relating to Continuations	22	1,302	1.7%	0.8%	0.9%
% of Patients satisfied with the dentistry they have received	16	16	100.0%	91.4%	92.1%
% of Patients satisfied with the time they had to wait for an appointment	12	16	75.0%	86.0%	87.5%

* This is based on patients treated on this contract for their most recent course of treatment. Figures in italics indicate the base number of FP17s or Patient Questionnaire responses are less than 100. N/A is shown where the base number of responses is less than 10 during the period. % is calculated as Quantity/Base number*100

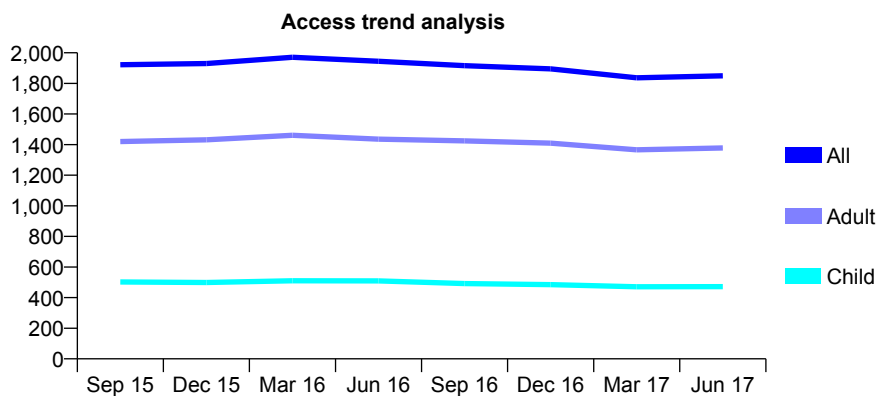
7A6 - Vital Signs At a Glance Contract Report for 297437/0001 - June 2017

Name or company name	MR TD WYSOME
Contract type name	GDS Contract
Purpose of contract	General
Contract start date	01/04/2012
Contract end date	

17/18 Contracted general activity (UDA)	7,081
Carry forward general activity (UDA)	0
17/18 Contracted orthodontic activity (UOA)	0
Carry forward orthodontic activity (UOA)	0
Baseline contract value	£254,941.82

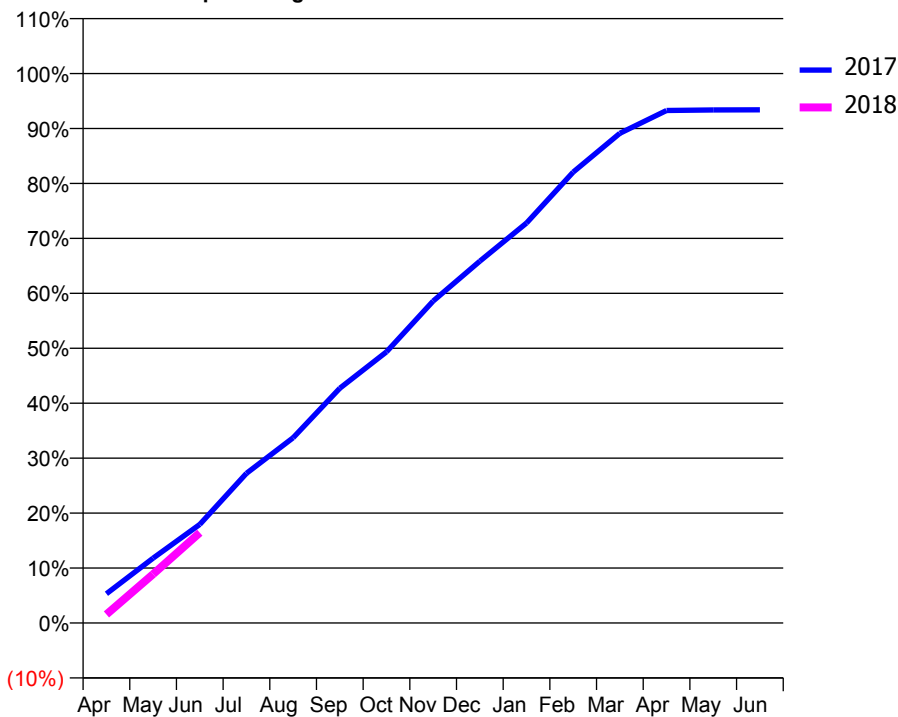
ACCESS*

Patients seen in 24 months	Total	Change since previous quarter
Quarter ending June 2016	1,945	
Quarter ending September 2016	1,916	↓
Quarter ending December 2016	1,895	↓
Quarter ending March 2017	1,837	↓
Quarter ending June 2017	1,850	→
Variance since June 2016	(4.9%)	↓



ACTIVITY

Cumulative percentage of contracted UDA delivered 2017 & 2018



Month	Adjusted Scheduled Activity (UDA)	
	2017	2018
April	376	111
May	836	629
June	1,270	1,164
July	1,929	
August	2,387	
September	3,025	
October	3,494	
November	4,149	
December	4,663	
January	5,154	
February	5,811	
March	6,310	
April	6,605	
May	6,612	
June	6,614	

QUALITY

	Quantity	Base Number	Contract	LHB	Wales
% of FP17s for the same patient ID Re-attending within 3 months - Children	4	139	2.9%	8.5%	11.2%
% of FP17s for the same patient ID Re-attending within 3 months - Adults	59	410	14.4%	15.1%	16.4%
% of FP17s for the same patient ID Re-attending between 3 & 9 months - Children	67	139	48.2%	56.6%	58.1%
% of FP17s for the same patient ID Re-attending between 3 & 9 months - Adults	196	410	47.8%	54.1%	54.8%
% of FP17s for Band 1 Urgent Courses	24	448	5.4%	9.4%	9.2%
% of FP17s Relating to Free Repair or Replacements	3	448	0.7%	0.8%	0.8%
% of FP17s Relating to Continuations	3	448	0.7%	0.8%	0.9%
% of Patients satisfied with the dentistry they have received	12	13	92.3%	91.4%	92.1%
% of Patients satisfied with the time they had to wait for an appointment	12	13	92.3%	86.0%	87.5%

* This is based on patients treated on this contract for their most recent course of treatment. Figures in italics indicate the base number of FP17s or Patient Questionnaire responses are less than 100. N/A is shown where the base number of responses is less than 10 during the period. % is calculated as Quantity/Base number*100

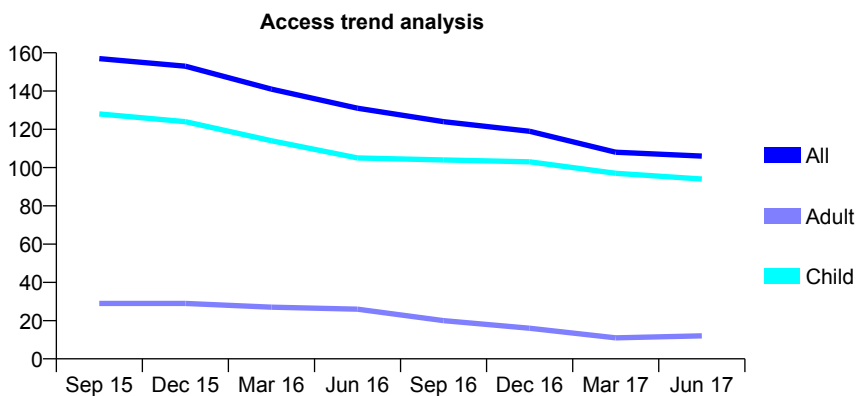
7A6 - Vital Signs At a Glance Contract Report for 302627/0002 - June 2017

Name or company name	MR RD ISAAC
Contract type name	GDS Contract
Purpose of contract	General
Contract start date	08/09/2013
Contract end date	

17/18 Contracted general activity (UDA)	350
Carry forward general activity (UDA)	0
17/18 Contracted orthodontic activity (UOA)	0
Carry forward orthodontic activity (UOA)	0
Baseline contract value	£7,607.62

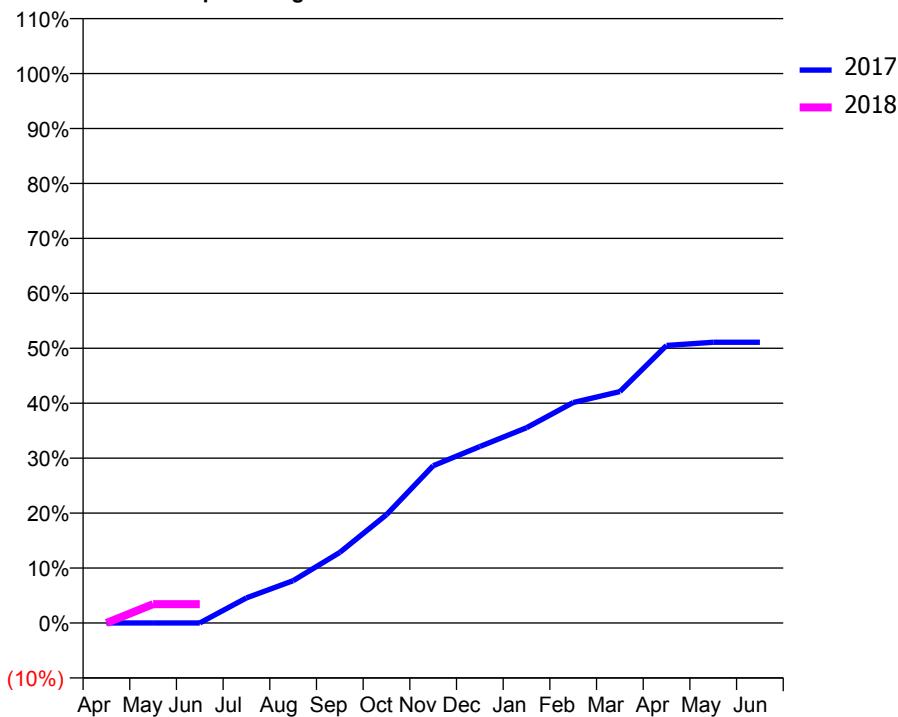
ACCESS*

Patients seen in 24 months	Total	Change since previous quarter
Quarter ending June 2016	131	
Quarter ending September 2016	124	↓
Quarter ending December 2016	119	↓
Quarter ending March 2017	108	↓
Quarter ending June 2017	106	↓
Variance since June 2016	(19.1%)	↓



ACTIVITY

Cumulative percentage of contracted UDA delivered 2017 & 2018



Adjusted Scheduled Activity (UDA)

Month	2017	2018
April	0	0
May	0	12
June	0	12
July	16	
August	27	
September	45	
October	69	
November	100	
December	112	
January	124	
February	140	
March	147	
April	177	
May	179	
June	179	

QUALITY

	Quantity	Base Number	Contract	LHB	Wales
% of FP17s for the same patient ID Re-attending within 3 months - Children	1	36	2.8%	8.5%	11.2%
% of FP17s for the same patient ID Re-attending within 3 months - Adults	0	1	0.0%	15.1%	16.4%
% of FP17s for the same patient ID Re-attending between 3 & 9 months - Children	26	36	72.2%	56.6%	58.1%
% of FP17s for the same patient ID Re-attending between 3 & 9 months - Adults	1	1	100.0%	54.1%	54.8%
% of FP17s for Band 1 Urgent Courses	0	10	0.0%	9.4%	9.2%
% of FP17s Relating to Free Repair or Replacements	0	10	0.0%	0.8%	0.8%
% of FP17s Relating to Continuations	0	10	0.0%	0.8%	0.9%
% of Patients satisfied with the dentistry they have received	0	0	N/A	91.4%	92.1%
% of Patients satisfied with the time they had to wait for an appointment	0	0	N/A	86.0%	87.5%

* This is based on patients treated on this contract for their most recent course of treatment. Figures in italics indicate the base number of FP17s or Patient Questionnaire responses are less than 100. N/A is shown where the base number of responses is less than 10 during the period. % is calculated as Quantity/Base number*100

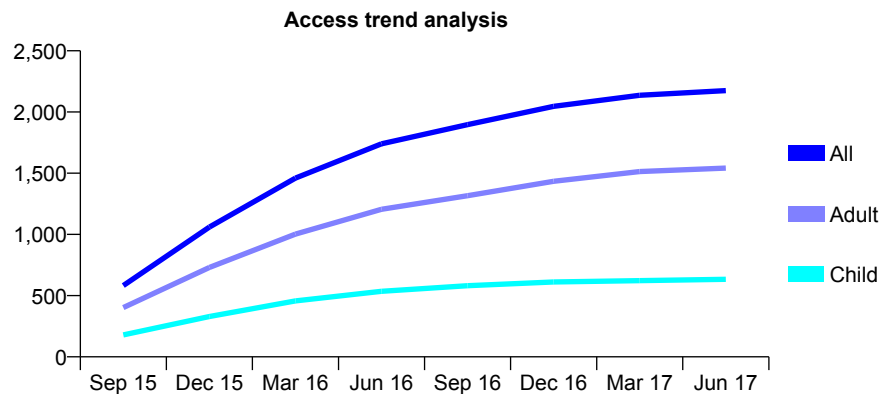
7A6 - Vital Signs At a Glance Contract Report for 309966/0002 - June 2017

Name or company name	MR SJ PARRY
Contract type name	GDS Contract
Purpose of contract	General
Contract start date	06/07/2015
Contract end date	

17/18 Contracted general activity (UDA)	8,381
Carry forward general activity (UDA)	0
17/18 Contracted orthodontic activity (UOA)	0
Carry forward orthodontic activity (UOA)	0
Baseline contract value	£312,098.59

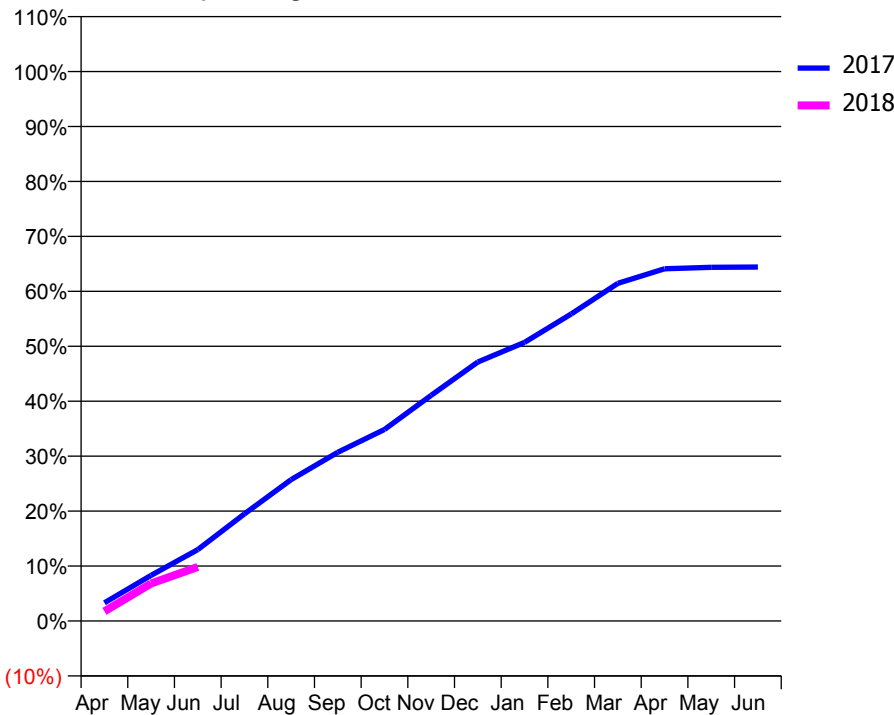
ACCESS*

Patients seen in 24 months	Total	Change since previous quarter
Quarter ending June 2016	1,740	
Quarter ending September 2016	1,897	↑
Quarter ending December 2016	2,046	↑
Quarter ending March 2017	2,137	↑
Quarter ending June 2017	2,175	→
Variance since June 2016	25.0%	↑



ACTIVITY

Cumulative percentage of contracted UDA delivered 2017 & 2018



Month	Adjusted Scheduled Activity (UDA)	
	2017	2018
April	278	147
May	696	573
June	1,090	825
July	1,633	
August	2,156	
September	2,574	
October	2,922	
November	3,442	
December	3,951	
January	4,251	
February	4,683	
March	5,151	
April	5,372	
May	5,395	
June	5,399	

QUALITY

	Quantity	Base Number	Contract	LHB	Wales
% of FP17s for the same patient ID Re-attending within 3 months - Children	4	105	3.8%	8.5%	11.2%
% of FP17s for the same patient ID Re-attending within 3 months - Adults	64	291	22.0%	15.1%	16.4%
% of FP17s for the same patient ID Re-attending between 3 & 9 months - Children	29	105	27.6%	56.6%	58.1%
% of FP17s for the same patient ID Re-attending between 3 & 9 months - Adults	91	291	31.3%	54.1%	54.8%
% of FP17s for Band 1 Urgent Courses	14	300	4.7%	9.4%	9.2%
% of FP17s Relating to Free Repair or Replacements	3	300	1.0%	0.8%	0.8%
% of FP17s Relating to Continuations	0	300	0.0%	0.8%	0.9%
% of Patients satisfied with the dentistry they have received	8	8	N/A	91.4%	92.1%
% of Patients satisfied with the time they had to wait for an appointment	6	8	N/A	86.0%	87.5%

* This is based on patients treated on this contract for their most recent course of treatment. Figures in italics indicate the base number of FP17s or Patient Questionnaire responses are less than 100. N/A is shown where the base number of responses is less than 10 during the period. % is calculated as Quantity/Base number*100

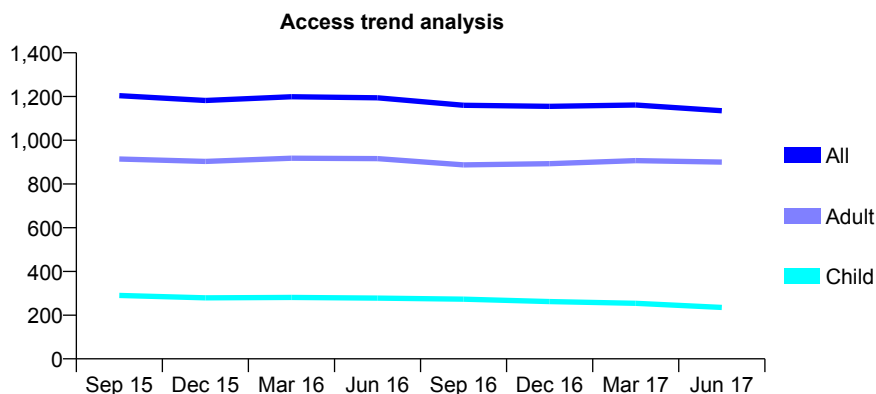
7A6 - Vital Signs At a Glance Contract Report for 326429/0003 - June 2017

Name or company name	MR AJ MATTHEWS
Contract type name	GDS Contract
Purpose of contract	General
Contract start date	01/04/2006
Contract end date	

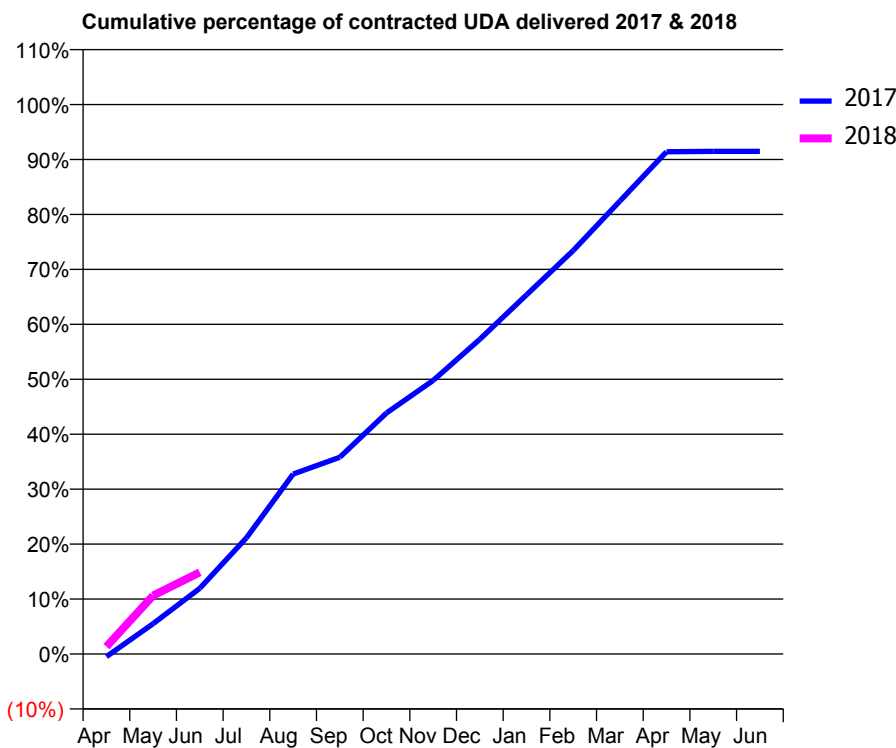
17/18 Contracted general activity (UDA)	4,372
Carry forward general activity (UDA)	0
17/18 Contracted orthodontic activity (UOA)	0
Carry forward orthodontic activity (UOA)	0
Baseline contract value	£108,255.65

ACCESS*

Patients seen in 24 months	Total	Change since previous quarter
Quarter ending June 2016	1,194	
Quarter ending September 2016	1,160	↓
Quarter ending December 2016	1,155	→
Quarter ending March 2017	1,161	→
Quarter ending June 2017	1,135	↓
Variance since June 2016	(4.9%)	↓



ACTIVITY



Month	Adjusted Scheduled Activity (UDA)	
	2017	2018
April	-22	59
May	241	465
June	523	650
July	925	
August	1,431	
September	1,565	
October	1,918	
November	2,177	
December	2,504	
January	2,858	
February	3,210	
March	3,604	
April	3,996	
May	3,999	
June	3,999	

QUALITY

	Quantity	Base Number	Contract	LHB	Wales
% of FP17s for the same patient ID Re-attending within 3 months - Children	2	72	2.8%	8.5%	11.2%
% of FP17s for the same patient ID Re-attending within 3 months - Adults	78	349	22.3%	15.1%	16.4%
% of FP17s for the same patient ID Re-attending between 3 & 9 months - Children	43	72	59.7%	56.6%	58.1%
% of FP17s for the same patient ID Re-attending between 3 & 9 months - Adults	169	349	48.4%	54.1%	54.8%
% of FP17s for Band 1 Urgent Courses	60	306	19.6%	9.4%	9.2%
% of FP17s Relating to Free Repair or Replacements	0	306	0.0%	0.8%	0.8%
% of FP17s Relating to Continuations	7	306	2.3%	0.8%	0.9%
% of Patients satisfied with the dentistry they have received	4	4	N/A	91.4%	92.1%
% of Patients satisfied with the time they had to wait for an appointment	4	4	N/A	86.0%	87.5%

* This is based on patients treated on this contract for their most recent course of treatment. Figures in italics indicate the base number of FP17s or Patient Questionnaire responses are less than 100. N/A is shown where the base number of responses is less than 10 during the period. % is calculated as Quantity/Base number*100

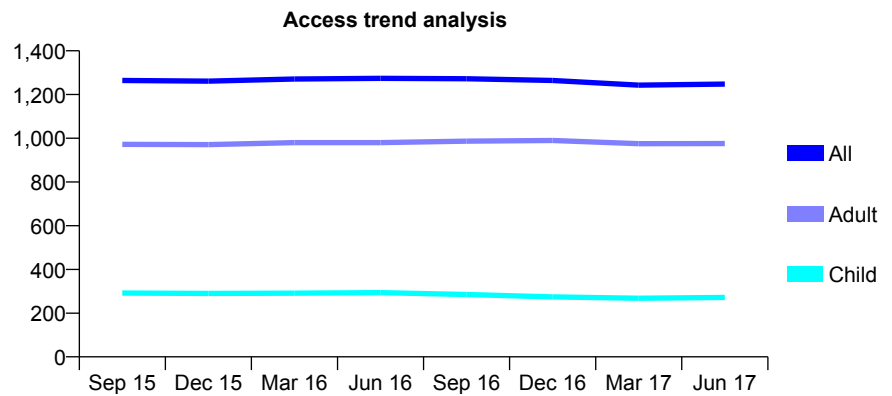
7A6 - Vital Signs At a Glance Contract Report for 327190/0001 - June 2017

Name or company name	MR AV JONES
Contract type name	GDS Contract
Purpose of contract	General
Contract start date	01/04/2006
Contract end date	

17/18 Contracted general activity (UDA)	5,103
Carry forward general activity (UDA)	0
17/18 Contracted orthodontic activity (UOA)	0
Carry forward orthodontic activity (UOA)	0
Baseline contract value	£126,601.23

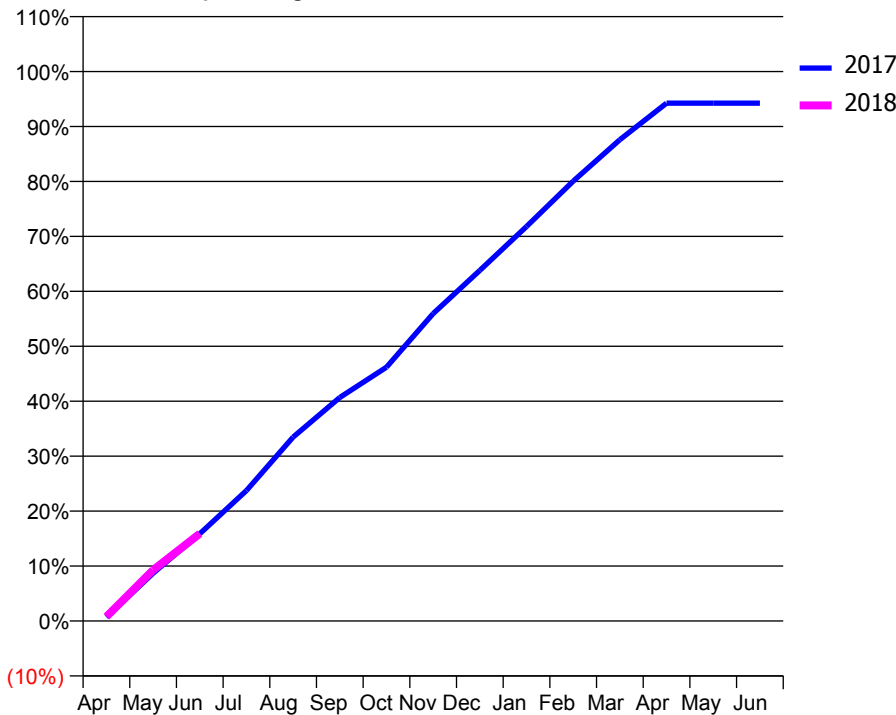
ACCESS*

Patients seen in 24 months	Total	Change since previous quarter
Quarter ending June 2016	1,274	
Quarter ending September 2016	1,272	→
Quarter ending December 2016	1,264	→
Quarter ending March 2017	1,243	↓
Quarter ending June 2017	1,248	→
Variance since June 2016	(2.0%)	↓



ACTIVITY

Cumulative percentage of contracted UDA delivered 2017 & 2018



Month	Adjusted Scheduled Activity (UDA)	
	2017	2018
April	35	40
May	443	474
June	810	811
July	1,212	
August	1,709	
September	2,076	
October	2,357	
November	2,855	
December	3,256	
January	3,664	
February	4,084	
March	4,470	
April	4,809	
May	4,809	
June	4,809	

QUALITY

	Quantity	Base Number	Contract	LHB	Wales
% of FP17s for the same patient ID Re-attending within 3 months - Children	11	107	10.3%	8.5%	11.2%
% of FP17s for the same patient ID Re-attending within 3 months - Adults	57	356	16.0%	15.1%	16.4%
% of FP17s for the same patient ID Re-attending between 3 & 9 months - Children	63	107	58.9%	56.6%	58.1%
% of FP17s for the same patient ID Re-attending between 3 & 9 months - Adults	218	356	61.2%	54.1%	54.8%
% of FP17s for Band 1 Urgent Courses	42	355	11.8%	9.4%	9.2%
% of FP17s Relating to Free Repair or Replacements	0	355	0.0%	0.8%	0.8%
% of FP17s Relating to Continuations	4	355	1.1%	0.8%	0.9%
% of Patients satisfied with the dentistry they have received	10	10	100.0%	91.4%	92.1%
% of Patients satisfied with the time they had to wait for an appointment	10	10	100.0%	86.0%	87.5%

* This is based on patients treated on this contract for their most recent course of treatment. Figures in italics indicate the base number of FP17s or Patient Questionnaire responses are less than 100. N/A is shown where the base number of responses is less than 10 during the period. % is calculated as Quantity/Base number*100

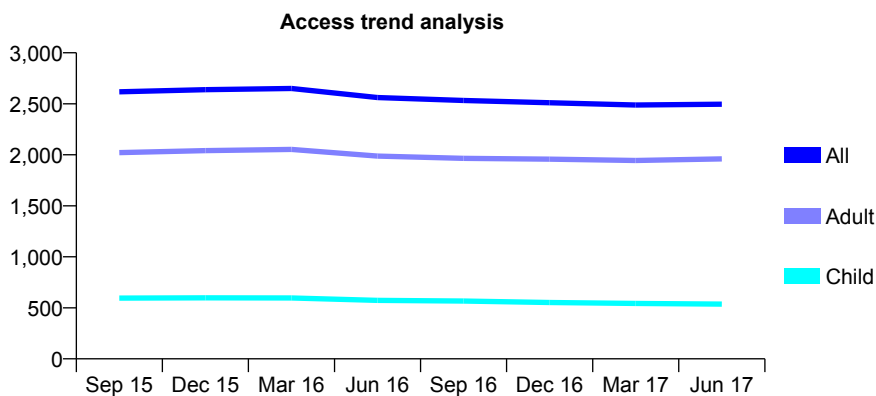
7A6 - Vital Signs At a Glance Contract Report for 332151/0001 - June 2017

Name or company name	MISS LA GRIFFITHS
Contract type name	GDS Contract
Purpose of contract	General
Contract start date	01/04/2006
Contract end date	

17/18 Contracted general activity (UDA)	5,896
Carry forward general activity (UDA)	0
17/18 Contracted orthodontic activity (UOA)	0
Carry forward orthodontic activity (UOA)	0
Baseline contract value	£145,815.64

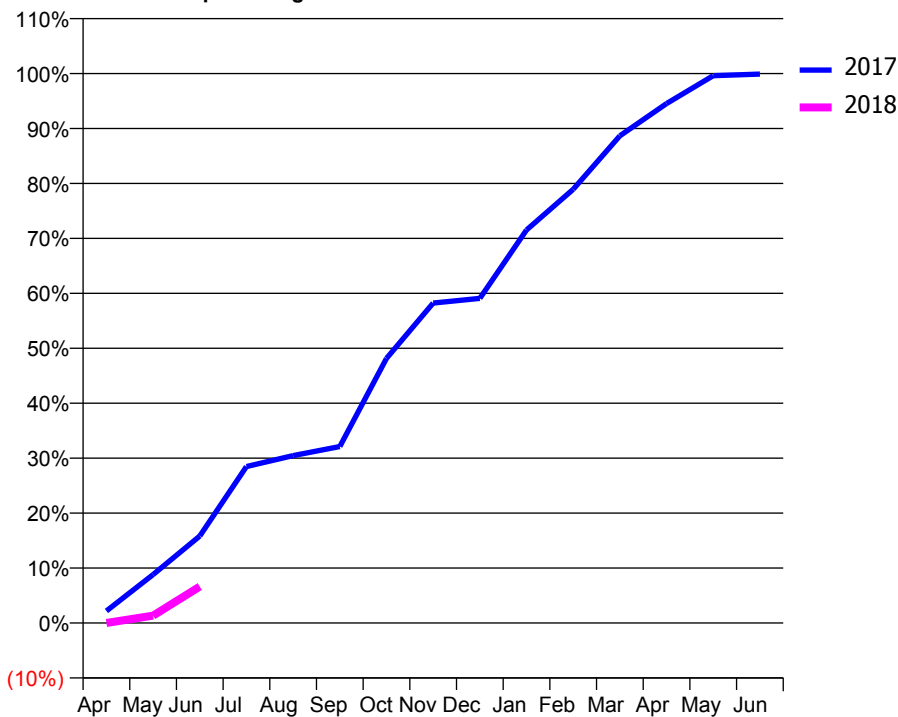
ACCESS*

Patients seen in 24 months	Total	Change since previous quarter
Quarter ending June 2016	2,561	
Quarter ending September 2016	2,533	↓
Quarter ending December 2016	2,510	→
Quarter ending March 2017	2,488	→
Quarter ending June 2017	2,496	→
Variance since June 2016	(2.5%)	↓



ACTIVITY

Cumulative percentage of contracted UDA delivered 2017 & 2018



Adjusted Scheduled Activity (UDA)

Month	2017	2018
April	129	0
May	521	80
June	933	391
July	1,679	
August	1,797	
September	1,893	
October	2,840	
November	3,434	
December	3,483	
January	4,217	
February	4,654	
March	5,227	
April	5,573	
May	5,872	
June	5,890	

QUALITY

	Quantity	Base Number	Contract	LHB	Wales
% of FP17s for the same patient ID Re-attending within 3 months - Children	10	157	6.4%	8.5%	11.2%
% of FP17s for the same patient ID Re-attending within 3 months - Adults	57	504	11.3%	15.1%	16.4%
% of FP17s for the same patient ID Re-attending between 3 & 9 months - Children	88	157	56.1%	56.6%	58.1%
% of FP17s for the same patient ID Re-attending between 3 & 9 months - Adults	251	504	49.8%	54.1%	54.8%
% of FP17s for Band 1 Urgent Courses	24	268	9.0%	9.4%	9.2%
% of FP17s Relating to Free Repair or Replacements	2	268	0.7%	0.8%	0.8%
% of FP17s Relating to Continuations	0	268	0.0%	0.8%	0.9%
% of Patients satisfied with the dentistry they have received	8	8	N/A	91.4%	92.1%
% of Patients satisfied with the time they had to wait for an appointment	7	8	N/A	86.0%	87.5%

* This is based on patients treated on this contract for their most recent course of treatment. Figures in italics indicate the base number of FP17s or Patient Questionnaire responses are less than 100. N/A is shown where the base number of responses is less than 10 during the period. % is calculated as Quantity/Base number*100

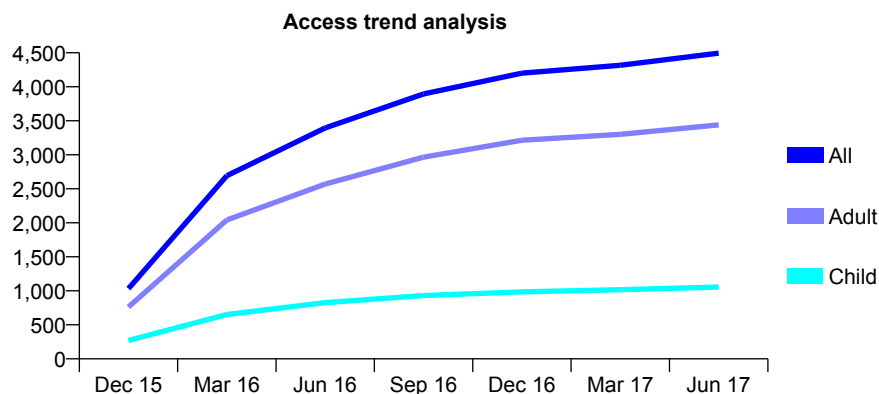
7A6 - Vital Signs At a Glance Contract Report for 349593/0001 - June 2017

Name or company name	MR DJ SRIVASTAVA
Contract type name	GDS Contract
Purpose of contract	General
Contract start date	01/10/2015
Contract end date	

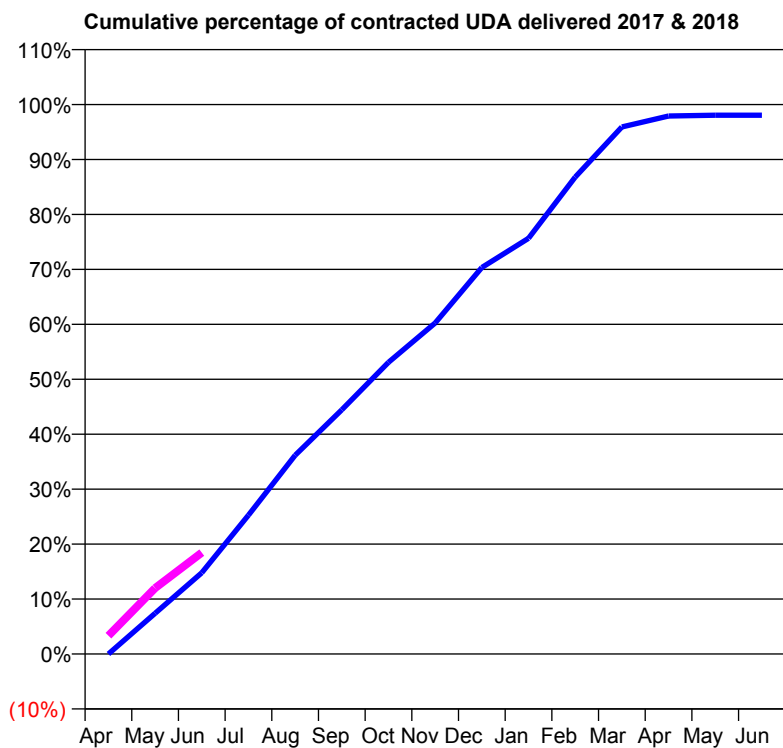
17/18 Contracted general activity (UDA)	13,141
Carry forward general activity (UDA)	0
17/18 Contracted orthodontic activity (UOA)	0
Carry forward orthodontic activity (UOA)	0
Baseline contract value	£360,253.00

ACCESS*

Patients seen in 24 months	Total	Change since previous quarter
Quarter ending June 2016	3,395	
Quarter ending September 2016	3,896	↑
Quarter ending December 2016	4,200	↑
Quarter ending March 2017	4,317	↑
Quarter ending June 2017	4,495	↑
Variance since June 2016	32.4%	↑



ACTIVITY



Month	Adjusted Scheduled Activity (UDA)	
	2017	2018
April	0	437
May	1,055	1,578
June	2,105	2,425
July	3,597	
August	5,149	
September	6,325	
October	7,555	
November	8,574	
December	10,010	
January	10,768	
February	12,352	
March	13,653	
April	13,935	
May	13,955	
June	13,956	

QUALITY

	Quantity	Base Number	Contract	LHB	Wales
% of FP17s for the same patient ID Re-attending within 3 months - Children	23	370	6.2%	8.5%	11.2%
% of FP17s for the same patient ID Re-attending within 3 months - Adults	111	1,017	10.9%	15.1%	16.4%
% of FP17s for the same patient ID Re-attending between 3 & 9 months - Children	197	370	53.2%	56.6%	58.1%
% of FP17s for the same patient ID Re-attending between 3 & 9 months - Adults	523	1,017	51.4%	54.1%	54.8%
% of FP17s for Band 1 Urgent Courses	63	1,243	5.1%	9.4%	9.2%
% of FP17s Relating to Free Repair or Replacements	19	1,243	1.5%	0.8%	0.8%
% of FP17s Relating to Continuations	4	1,243	0.3%	0.8%	0.9%
% of Patients satisfied with the dentistry they have received	13	13	100.0%	91.4%	92.1%
% of Patients satisfied with the time they had to wait for an appointment	13	13	100.0%	86.0%	87.5%

* This is based on patients treated on this contract for their most recent course of treatment. Figures in italics indicate the base number of FP17s or Patient Questionnaire responses are less than 100. N/A is shown where the base number of responses is less than 10 during the period. % is calculated as Quantity/Base number*100

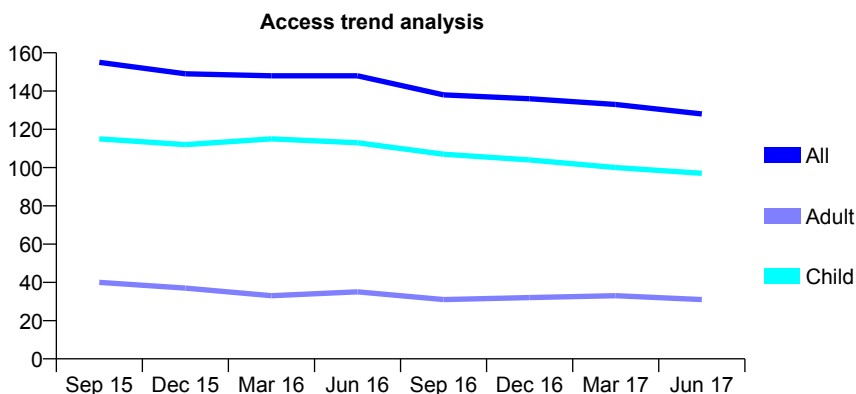
7A6 - Vital Signs At a Glance Contract Report for 566705/0001 - June 2017

Name or company name	MR MR BREEZE
Contract type name	GDS Contract
Purpose of contract	General
Contract start date	01/04/2006
Contract end date	

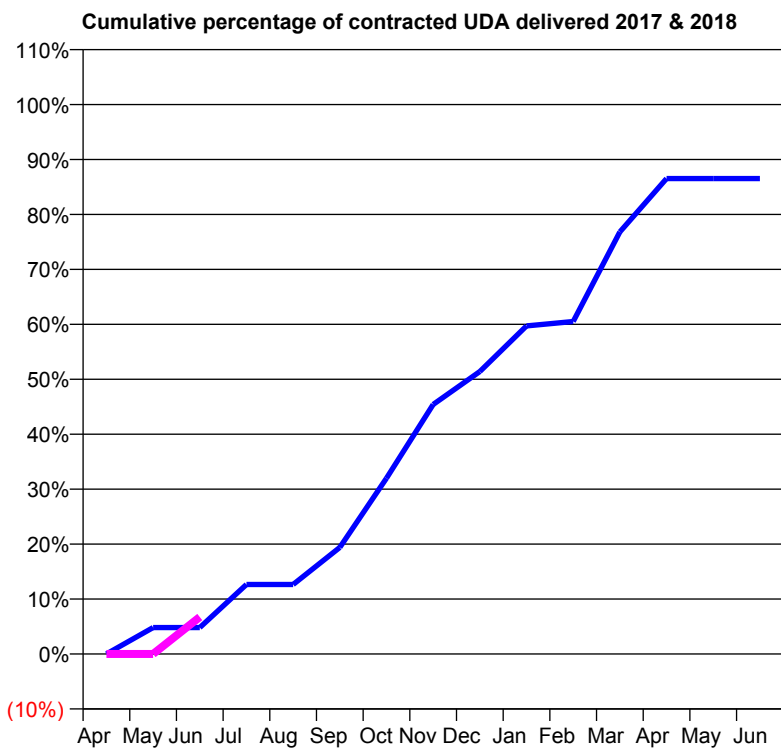
17/18 Contracted general activity (UDA)	270
Carry forward general activity (UDA)	0
17/18 Contracted orthodontic activity (UOA)	0
Carry forward orthodontic activity (UOA)	0
Baseline contract value	£5,704.82

ACCESS*

Patients seen in 24 months	Total	Change since previous quarter
Quarter ending June 2016	148	
Quarter ending September 2016	138	↓
Quarter ending December 2016	136	↓
Quarter ending March 2017	133	↓
Quarter ending June 2017	128	↓
Variance since June 2016	(13.5%)	↓



ACTIVITY



Month	Adjusted Scheduled Activity (UDA)	
	2017	2018
April	0	0
May	13	0
June	13	18
July	34	
August	34	
September	52	
October	86	
November	123	
December	139	
January	161	
February	163	
March	207	
April	234	
May	234	
June	234	

QUALITY

	Quantity	Base Number	Contract	LHB	Wales
% of FP17s for the same patient ID Re-attending within 3 months - Children	2	31	6.5%	8.5%	11.2%
% of FP17s for the same patient ID Re-attending within 3 months - Adults	0	3	0.0%	15.1%	16.4%
% of FP17s for the same patient ID Re-attending between 3 & 9 months - Children	18	31	58.1%	56.6%	58.1%
% of FP17s for the same patient ID Re-attending between 3 & 9 months - Adults	2	3	66.7%	54.1%	54.8%
% of FP17s for Band 1 Urgent Courses	1	16	6.3%	9.4%	9.2%
% of FP17s Relating to Free Repair or Replacements	0	16	0.0%	0.8%	0.8%
% of FP17s Relating to Continuations	0	16	0.0%	0.8%	0.9%
% of Patients satisfied with the dentistry they have received	0	0	N/A	91.4%	92.1%
% of Patients satisfied with the time they had to wait for an appointment	0	0	N/A	86.0%	87.5%

* This is based on patients treated on this contract for their most recent course of treatment. Figures in italics indicate the base number of FP17s or Patient Questionnaire responses are less than 100. N/A is shown where the base number of responses is less than 10 during the period. % is calculated as Quantity/Base number*100

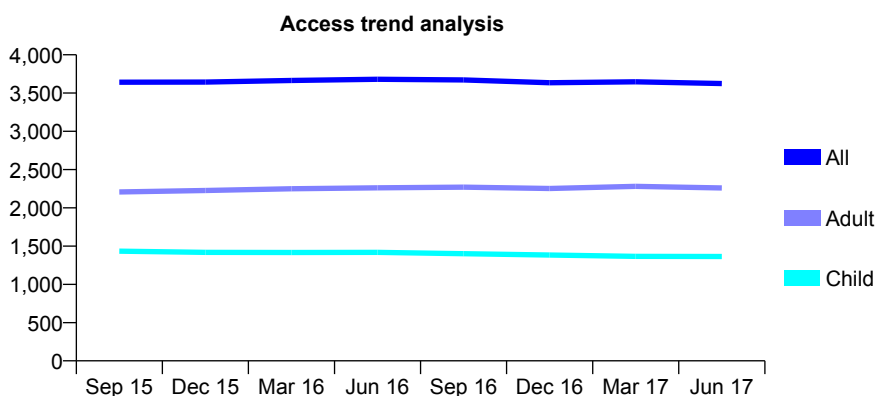
7A6 - Vital Signs At a Glance Contract Report for 577650/0001 - June 2017

Name or company name	MISS SD WILKINS
Contract type name	GDS Contract
Purpose of contract	General
Contract start date	01/04/2006
Contract end date	

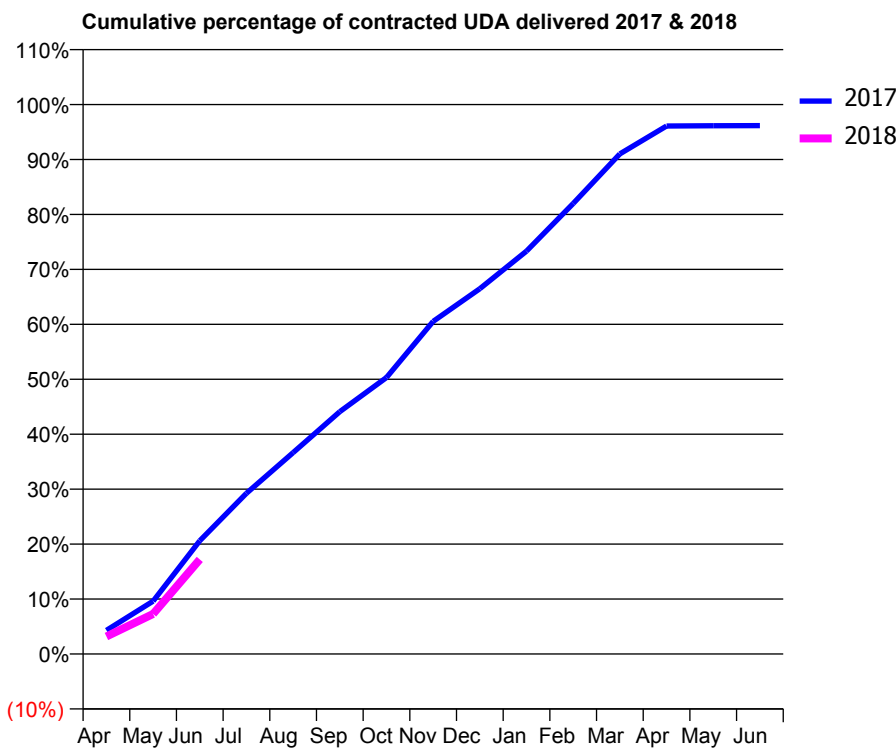
17/18 Contracted general activity (UDA)	13,571
Carry forward general activity (UDA)	0
17/18 Contracted orthodontic activity (UOA)	0
Carry forward orthodontic activity (UOA)	0
Baseline contract value	£322,404.21

ACCESS*

Patients seen in 24 months	Total	Change since previous quarter
Quarter ending June 2016	3,680	
Quarter ending September 2016	3,671	→
Quarter ending December 2016	3,635	→
Quarter ending March 2017	3,647	→
Quarter ending June 2017	3,624	→
Variance since June 2016	(1.5%)	↓



ACTIVITY



Month	Adjusted Scheduled Activity (UDA)	
	2017	2018
April	584	435
May	1,305	988
June	2,798	2,336
July	3,972	
August	4,973	
September	5,986	
October	6,830	
November	8,214	
December	9,021	
January	9,952	
February	11,126	
March	12,351	
April	13,041	
May	13,048	
June	13,050	

QUALITY

	Quantity	Base Number	Contract	LHB	Wales
% of FP17s for the same patient ID Re-attending within 3 months - Children	35	591	5.9%	8.5%	11.2%
% of FP17s for the same patient ID Re-attending within 3 months - Adults	136	928	14.7%	15.1%	16.4%
% of FP17s for the same patient ID Re-attending between 3 & 9 months - Children	394	591	66.7%	56.6%	58.1%
% of FP17s for the same patient ID Re-attending between 3 & 9 months - Adults	588	928	63.4%	54.1%	54.8%
% of FP17s for Band 1 Urgent Courses	65	1,232	5.3%	9.4%	9.2%
% of FP17s Relating to Free Repair or Replacements	10	1,232	0.8%	0.8%	0.8%
% of FP17s Relating to Continuations	16	1,232	1.3%	0.8%	0.9%
% of Patients satisfied with the dentistry they have received	9	10	90.0%	91.4%	92.1%
% of Patients satisfied with the time they had to wait for an appointment	10	10	100.0%	86.0%	87.5%

* This is based on patients treated on this contract for their most recent course of treatment. Figures in italics indicate the base number of FP17s or Patient Questionnaire responses are less than 100. N/A is shown where the base number of responses is less than 10 during the period. % is calculated as Quantity/Base number*100

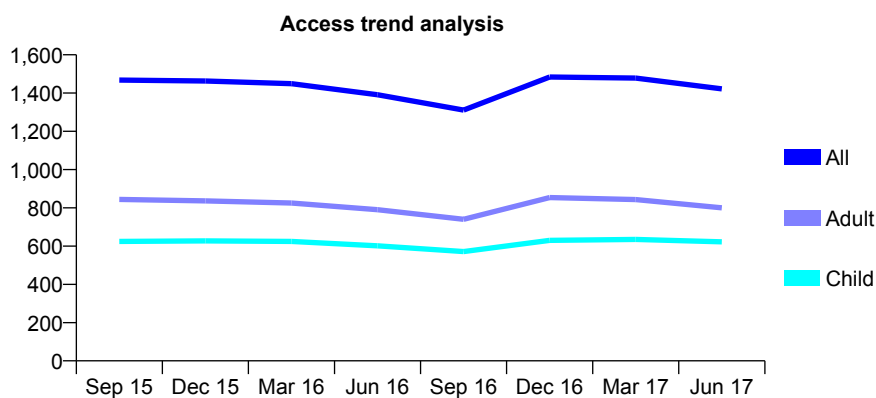
7A6 - Vital Signs At a Glance Contract Report for 629251/0002 - June 2017

Name or company name	MR PL DAVIES
Contract type name	GDS Contract
Purpose of contract	General
Contract start date	01/04/2006
Contract end date	

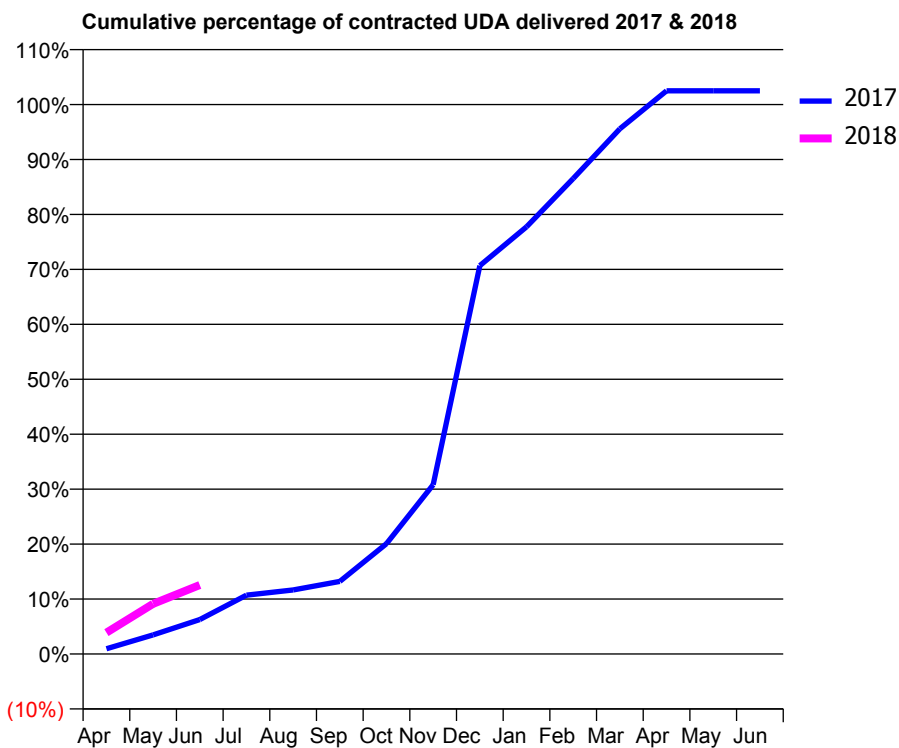
17/18 Contracted general activity (UDA)	4,094
Carry forward general activity (UDA)	0
17/18 Contracted orthodontic activity (UOA)	0
Carry forward orthodontic activity (UOA)	0
Baseline contract value	£109,686.24

ACCESS*

Patients seen in 24 months	Total	Change since previous quarter
Quarter ending June 2016	1,391	
Quarter ending September 2016	1,311	↓
Quarter ending December 2016	1,484	↑
Quarter ending March 2017	1,478	→
Quarter ending June 2017	1,422	↓
Variance since June 2016	2.2%	↑



ACTIVITY



Month	Adjusted Scheduled Activity (UDA)	
	2017	2018
April	39	159
May	142	374
June	257	515
July	438	
August	478	
September	541	
October	823	
November	1,262	
December	2,893	
January	3,183	
February	3,542	
March	3,913	
April	4,196	
May	4,196	
June	4,196	

QUALITY

	Quantity	Base Number	Contract	LHB	Wales
% of FP17s for the same patient ID Re-attending within 3 months - Children	6	138	4.3%	8.5%	11.2%
% of FP17s for the same patient ID Re-attending within 3 months - Adults	14	158	8.9%	15.1%	16.4%
% of FP17s for the same patient ID Re-attending between 3 & 9 months - Children	20	138	14.5%	56.6%	58.1%
% of FP17s for the same patient ID Re-attending between 3 & 9 months - Adults	48	158	30.4%	54.1%	54.8%
% of FP17s for Band 1 Urgent Courses	18	212	8.5%	9.4%	9.2%
% of FP17s Relating to Free Repair or Replacements	0	212	0.0%	0.8%	0.8%
% of FP17s Relating to Continuations	0	212	0.0%	0.8%	0.9%
% of Patients satisfied with the dentistry they have received	3	3	N/A	91.4%	92.1%
% of Patients satisfied with the time they had to wait for an appointment	3	3	N/A	86.0%	87.5%

* This is based on patients treated on this contract for their most recent course of treatment. Figures in italics indicate the base number of FP17s or Patient Questionnaire responses are less than 100. N/A is shown where the base number of responses is less than 10 during the period. % is calculated as Quantity/Base number*100

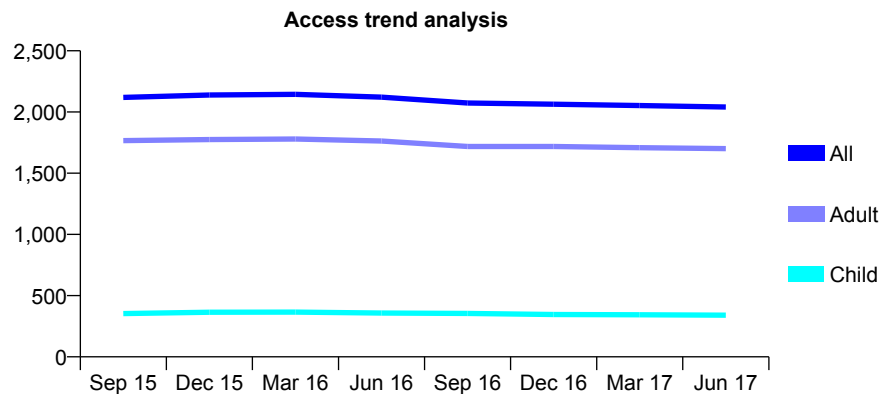
7A6 - Vital Signs At a Glance Contract Report for 641642/0001 - June 2017

Name or company name	MR DS YOUNG
Contract type name	GDS Contract
Purpose of contract	General
Contract start date	01/04/2006
Contract end date	

17/18 Contracted general activity (UDA)	5,885
Carry forward general activity (UDA)	0
17/18 Contracted orthodontic activity (UOA)	0
Carry forward orthodontic activity (UOA)	0
Baseline contract value	£176,992.77

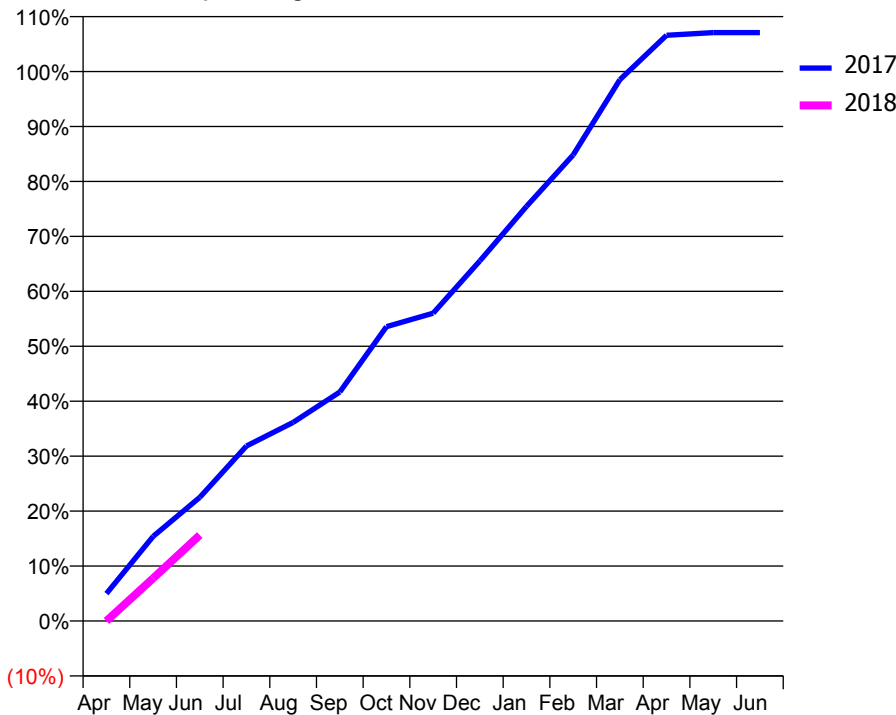
ACCESS*

Patients seen in 24 months	Total	Change since previous quarter
Quarter ending June 2016	2,121	
Quarter ending September 2016	2,073	↓
Quarter ending December 2016	2,064	→
Quarter ending March 2017	2,053	→
Quarter ending June 2017	2,041	→
Variance since June 2016	(3.8%)	↓



ACTIVITY

Cumulative percentage of contracted UDA delivered 2017 & 2018



Month	Adjusted Scheduled Activity (UDA)	
	2017	2018
April	294	0
May	906	458
June	1,325	921
July	1,875	
August	2,127	
September	2,453	
October	3,152	
November	3,297	
December	3,857	
January	4,441	
February	4,993	
March	5,797	
April	6,273	
May	6,301	
June	6,301	

QUALITY

	Quantity	Base Number	Contract	LHB	Wales
% of FP17s for the same patient ID Re-attending within 3 months - Children	4	100	4.0%	8.5%	11.2%
% of FP17s for the same patient ID Re-attending within 3 months - Adults	35	523	6.7%	15.1%	16.4%
% of FP17s for the same patient ID Re-attending between 3 & 9 months - Children	30	100	30.0%	56.6%	58.1%
% of FP17s for the same patient ID Re-attending between 3 & 9 months - Adults	231	523	44.2%	54.1%	54.8%
% of FP17s for Band 1 Urgent Courses	33	402	8.2%	9.4%	9.2%
% of FP17s Relating to Free Repair or Replacements	2	402	0.5%	0.8%	0.8%
% of FP17s Relating to Continuations	1	402	0.2%	0.8%	0.9%
% of Patients satisfied with the dentistry they have received	5	6	N/A	91.4%	92.1%
% of Patients satisfied with the time they had to wait for an appointment	6	6	N/A	86.0%	87.5%

* This is based on patients treated on this contract for their most recent course of treatment. Figures in italics indicate the base number of FP17s or Patient Questionnaire responses are less than 100. N/A is shown where the base number of responses is less than 10 during the period. % is calculated as Quantity/Base number*100

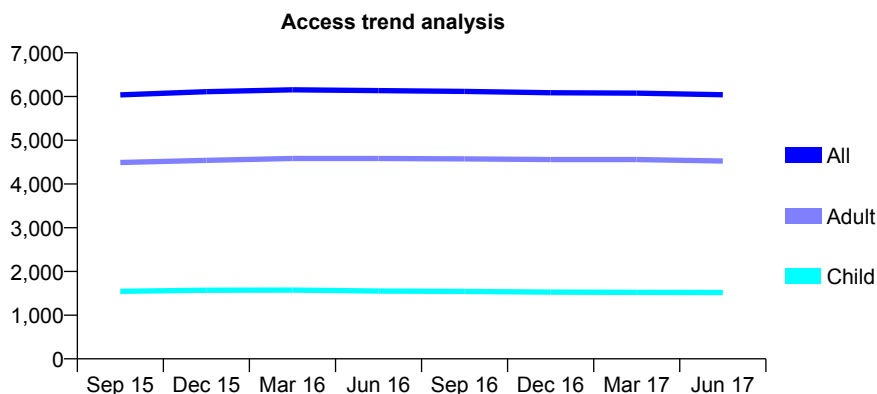
7A6 - Vital Signs At a Glance Contract Report for 643246/0001 - June 2017

Name or company name	MR RD WILLNER
Contract type name	GDS Contract
Purpose of contract	General
Contract start date	01/04/2006
Contract end date	

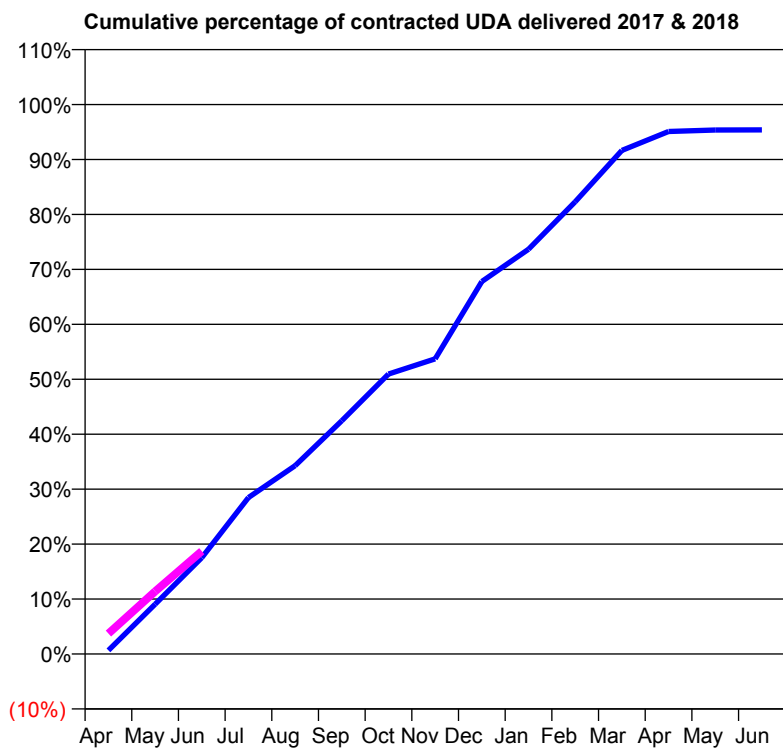
17/18 Contracted general activity (UDA)	20,810
Carry forward general activity (UDA)	0
17/18 Contracted orthodontic activity (UOA)	0
Carry forward orthodontic activity (UOA)	0
Baseline contract value	£541,075.64

ACCESS*

Patients seen in 24 months	Total	Change since previous quarter
Quarter ending June 2016	6,134	
Quarter ending September 2016	6,116	→
Quarter ending December 2016	6,086	→
Quarter ending March 2017	6,078	→
Quarter ending June 2017	6,041	→
Variance since June 2016	(1.5%)	↓



ACTIVITY



Month	Adjusted Scheduled Activity (UDA)	
	2017	2018
April	141	773
May	1,888	2,373
June	3,647	3,898
July	5,928	
August	7,133	
September	8,836	
October	10,601	
November	11,176	
December	14,109	
January	15,328	
February	17,127	
March	19,070	
April	19,790	
May	19,846	
June	19,847	

QUALITY

	Quantity	Base Number	Contract	LHB	Wales
% of FP17s for the same patient ID Re-attending within 3 months - Children	36	551	6.5%	8.5%	11.2%
% of FP17s for the same patient ID Re-attending within 3 months - Adults	242	1,694	14.3%	15.1%	16.4%
% of FP17s for the same patient ID Re-attending between 3 & 9 months - Children	360	551	65.3%	56.6%	58.1%
% of FP17s for the same patient ID Re-attending between 3 & 9 months - Adults	1,080	1,694	63.8%	54.1%	54.8%
% of FP17s for Band 1 Urgent Courses	128	1,882	6.8%	9.4%	9.2%
% of FP17s Relating to Free Repair or Replacements	8	1,882	0.4%	0.8%	0.8%
% of FP17s Relating to Continuations	38	1,882	2.0%	0.8%	0.9%
% of Patients satisfied with the dentistry they have received	22	23	95.7%	91.4%	92.1%
% of Patients satisfied with the time they had to wait for an appointment	21	23	91.3%	86.0%	87.5%

* This is based on patients treated on this contract for their most recent course of treatment. Figures in italics indicate the base number of FP17s or Patient Questionnaire responses are less than 100. N/A is shown where the base number of responses is less than 10 during the period. % is calculated as Quantity/Base number*100

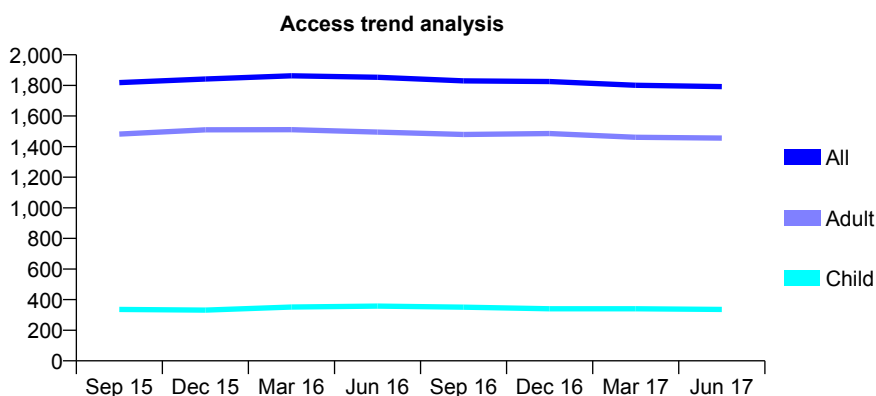
7A6 - Vital Signs At a Glance Contract Report for 674605/0001 - June 2017

Name or company name	MRS LM PLANT
Contract type name	GDS Contract
Purpose of contract	General
Contract start date	01/04/2006
Contract end date	

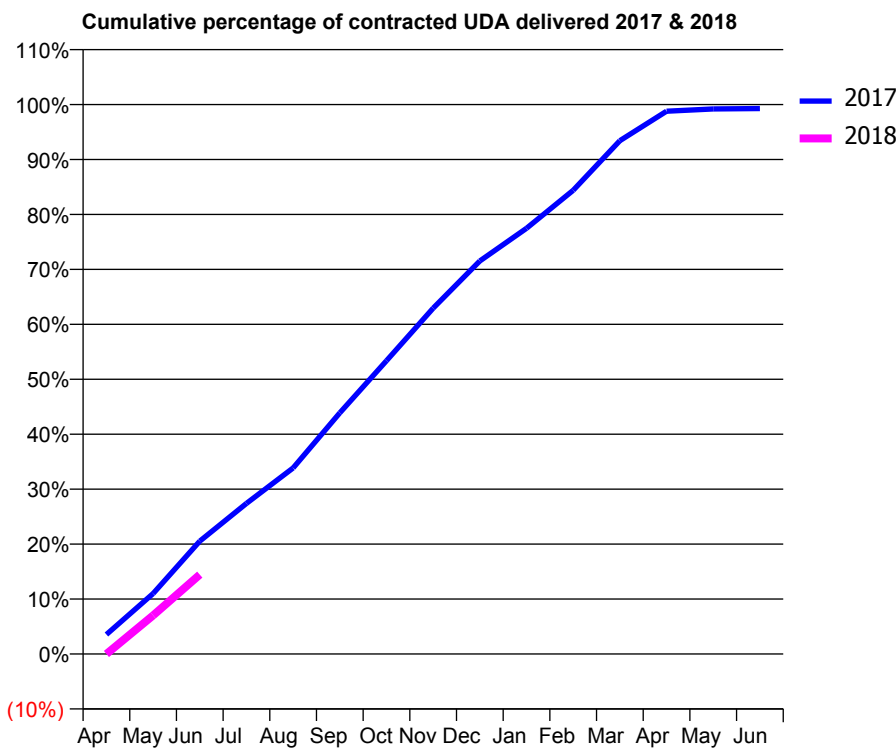
17/18 Contracted general activity (UDA)	4,829
Carry forward general activity (UDA)	0
17/18 Contracted orthodontic activity (UOA)	0
Carry forward orthodontic activity (UOA)	0
Baseline contract value	£111,017.79

ACCESS*

Patients seen in 24 months	Total	Change since previous quarter
Quarter ending June 2016	1,853	
Quarter ending September 2016	1,830	↓
Quarter ending December 2016	1,825	→
Quarter ending March 2017	1,801	↓
Quarter ending June 2017	1,792	→
Variance since June 2016	(3.3%)	↓



ACTIVITY



Month	Adjusted Scheduled Activity (UDA)	
	2017	2018
April	172	0
May	531	339
June	992	698
July	1,323	
August	1,635	
September	2,119	
October	2,578	
November	3,039	
December	3,454	
January	3,741	
February	4,075	
March	4,511	
April	4,770	
May	4,790	
June	4,793	

QUALITY

	Quantity	Base Number	Contract	LHB	Wales
% of FP17s for the same patient ID Re-attending within 3 months - Children	6	92	6.5%	8.5%	11.2%
% of FP17s for the same patient ID Re-attending within 3 months - Adults	36	487	7.4%	15.1%	16.4%
% of FP17s for the same patient ID Re-attending between 3 & 9 months - Children	47	92	51.1%	56.6%	58.1%
% of FP17s for the same patient ID Re-attending between 3 & 9 months - Adults	290	487	59.5%	54.1%	54.8%
% of FP17s for Band 1 Urgent Courses	39	439	8.9%	9.4%	9.2%
% of FP17s Relating to Free Repair or Replacements	7	439	1.6%	0.8%	0.8%
% of FP17s Relating to Continuations	0	439	0.0%	0.8%	0.9%
% of Patients satisfied with the dentistry they have received	11	12	91.7%	91.4%	92.1%
% of Patients satisfied with the time they had to wait for an appointment	9	12	75.0%	86.0%	87.5%

* This is based on patients treated on this contract for their most recent course of treatment. Figures in italics indicate the base number of FP17s or Patient Questionnaire responses are less than 100. N/A is shown where the base number of responses is less than 10 during the period. % is calculated as Quantity/Base number*100

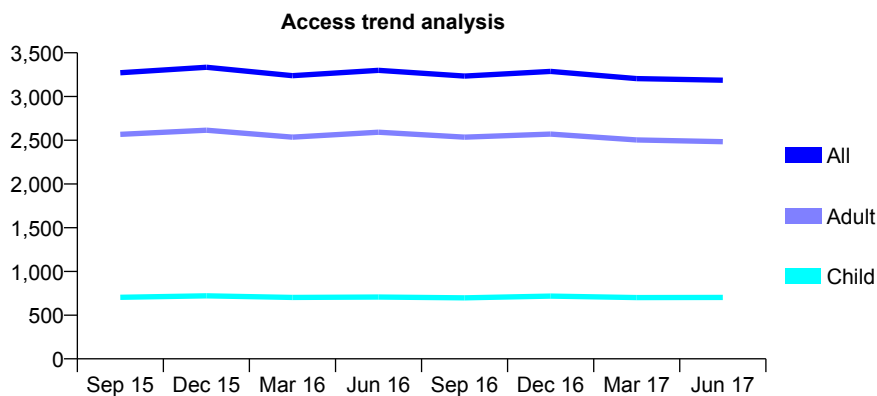
7A6 - Vital Signs At a Glance Contract Report for 680400/0001 - June 2017

Name or company name	MR MA GLADSON
Contract type name	GDS Contract
Purpose of contract	General
Contract start date	01/04/2006
Contract end date	

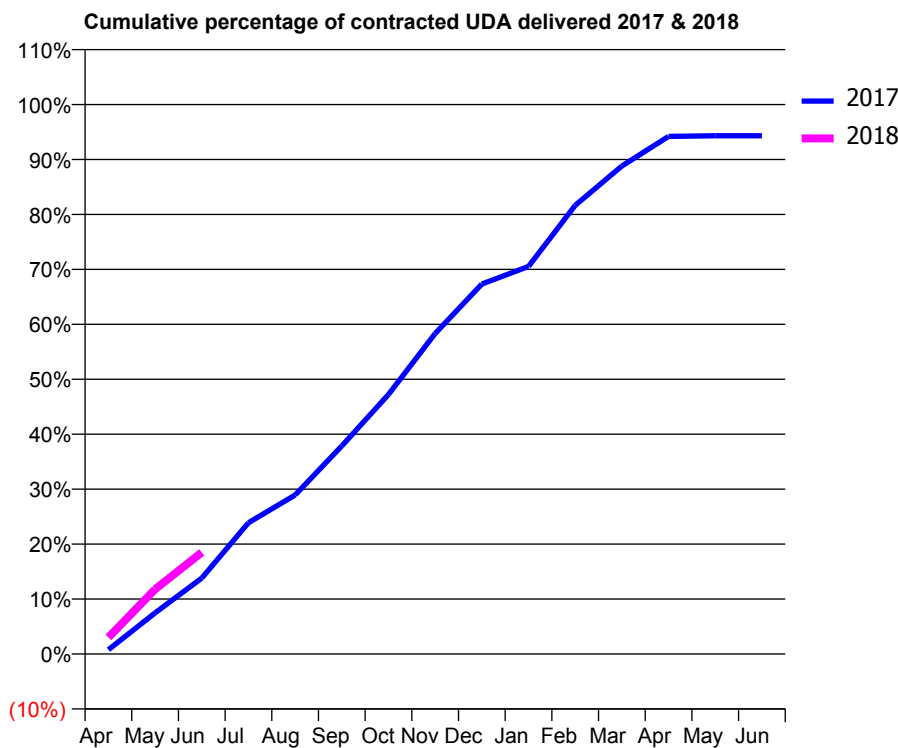
17/18 Contracted general activity (UDA)	7,920
Carry forward general activity (UDA)	0
17/18 Contracted orthodontic activity (UOA)	0
Carry forward orthodontic activity (UOA)	0
Baseline contract value	£243,516.60

ACCESS*

Patients seen in 24 months	Total	Change since previous quarter
Quarter ending June 2016	3,299	
Quarter ending September 2016	3,234	↓
Quarter ending December 2016	3,287	→
Quarter ending March 2017	3,205	↓
Quarter ending June 2017	3,186	→
Variance since June 2016	(3.4%)	↓



ACTIVITY



Month	Adjusted Scheduled Activity (UDA)	
	2017	2018
April	63	239
May	594	933
June	1,095	1,466
July	1,892	
August	2,291	
September	2,999	
October	3,741	
November	4,620	
December	5,333	
January	5,586	
February	6,467	
March	7,033	
April	7,461	
May	7,469	
June	7,469	

QUALITY

	Quantity	Base Number	Contract	LHB	Wales
% of FP17s for the same patient ID Re-attending within 3 months - Children	11	160	6.9%	8.5%	11.2%
% of FP17s for the same patient ID Re-attending within 3 months - Adults	134	677	19.8%	15.1%	16.4%
% of FP17s for the same patient ID Re-attending between 3 & 9 months - Children	42	160	26.3%	56.6%	58.1%
% of FP17s for the same patient ID Re-attending between 3 & 9 months - Adults	186	677	27.5%	54.1%	54.8%
% of FP17s for Band 1 Urgent Courses	151	657	23.0%	9.4%	9.2%
% of FP17s Relating to Free Repair or Replacements	10	657	1.5%	0.8%	0.8%
% of FP17s Relating to Continuations	16	657	2.4%	0.8%	0.9%
% of Patients satisfied with the dentistry they have received	24	26	92.3%	91.4%	92.1%
% of Patients satisfied with the time they had to wait for an appointment	25	26	96.2%	86.0%	87.5%

* This is based on patients treated on this contract for their most recent course of treatment. Figures in italics indicate the base number of FP17s or Patient Questionnaire responses are less than 100. N/A is shown where the base number of responses is less than 10 during the period. % is calculated as Quantity/Base number*100

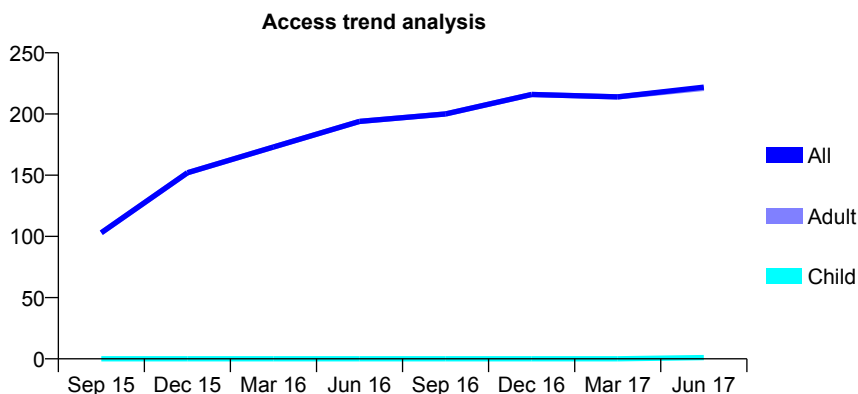
7A6 - Vital Signs At a Glance Contract Report for 680400/0002 - June 2017

Name or company name	MR MA GLADSON
Contract type name	PDS Contract
Purpose of contract	General
Contract start date	01/06/2007
Contract end date	31/03/2020

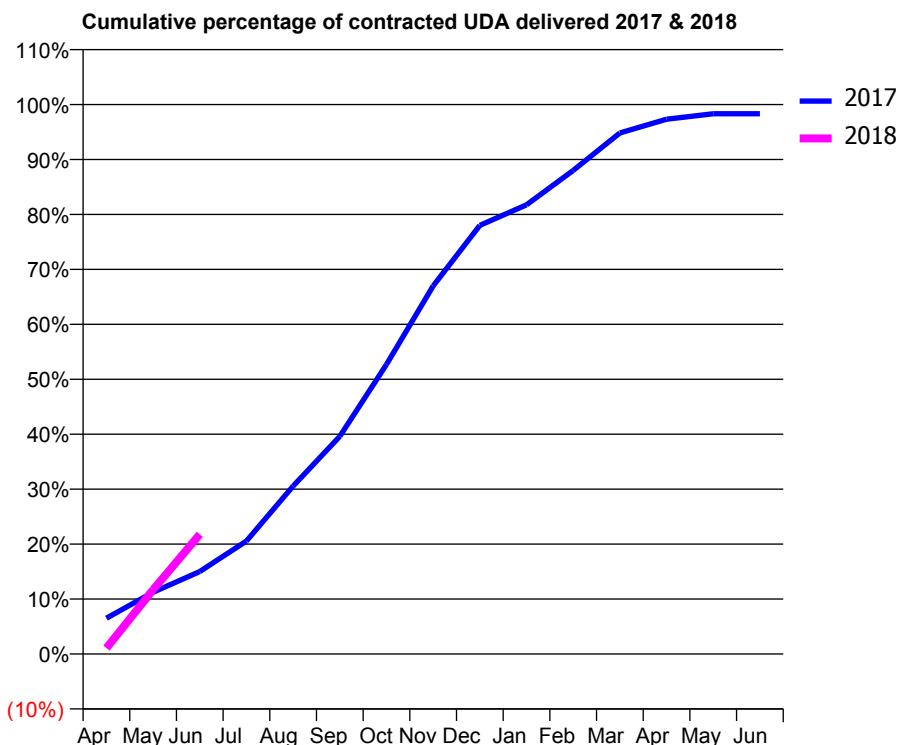
17/18 Contracted general activity (UDA)	480
Carry forward general activity (UDA)	0
17/18 Contracted orthodontic activity (UOA)	0
Carry forward orthodontic activity (UOA)	0
Baseline contract value	£14,220.33

ACCESS*

Patients seen in 24 months	Total	Change since previous quarter
Quarter ending June 2016	194	
Quarter ending September 2016	200	↑
Quarter ending December 2016	216	↑
Quarter ending March 2017	214	→
Quarter ending June 2017	222	↑
Variance since June 2016	14.4%	↑



ACTIVITY



Month	Adjusted Scheduled Activity (UDA)	
	2017	2018
April	47	5
May	81	56
June	108	105
July	148	
August	220	
September	285	
October	379	
November	482	
December	562	
January	589	
February	634	
March	683	
April	701	
May	708	
June	708	

QUALITY

	Quantity	Base Number	Contract	LHB	Wales
% of FP17s for the same patient ID Re-attending within 3 months - Children	0	1	0.0%	8.5%	11.2%
% of FP17s for the same patient ID Re-attending within 3 months - Adults	3	35	8.6%	15.1%	16.4%
% of FP17s for the same patient ID Re-attending between 3 & 9 months - Children	0	1	0.0%	56.6%	58.1%
% of FP17s for the same patient ID Re-attending between 3 & 9 months - Adults	7	35	20.0%	54.1%	54.8%
% of FP17s for Band 1 Urgent Courses	3	25	12.0%	9.4%	9.2%
% of FP17s Relating to Free Repair or Replacements	0	25	0.0%	0.8%	0.8%
% of FP17s Relating to Continuations	0	25	0.0%	0.8%	0.9%
% of Patients satisfied with the dentistry they have received	0	1	N/A	91.4%	92.1%
% of Patients satisfied with the time they had to wait for an appointment	1	1	N/A	86.0%	87.5%

* This is based on patients treated on this contract for their most recent course of treatment. Figures in italics indicate the base number of FP17s or Patient Questionnaire responses are less than 100. N/A is shown where the base number of responses is less than 10 during the period. % is calculated as Quantity/Base number*100

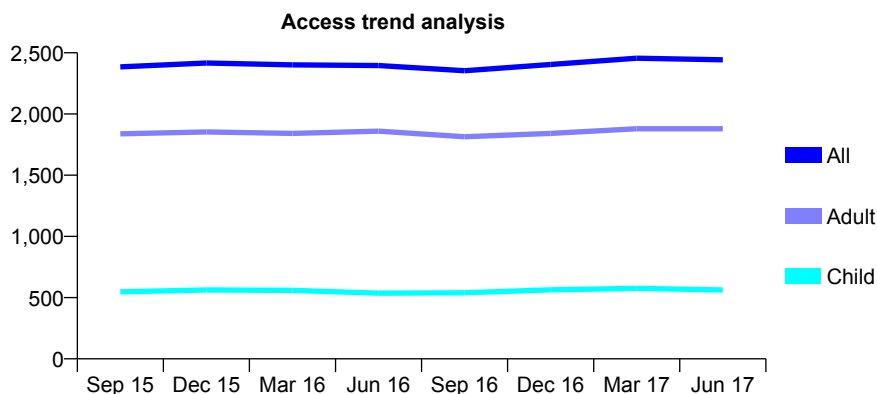
7A6 - Vital Signs At a Glance Contract Report for 729604/0001 - June 2017

Name or company name	MR RE COLLINS
Contract type name	GDS Contract
Purpose of contract	General
Contract start date	01/04/2006
Contract end date	

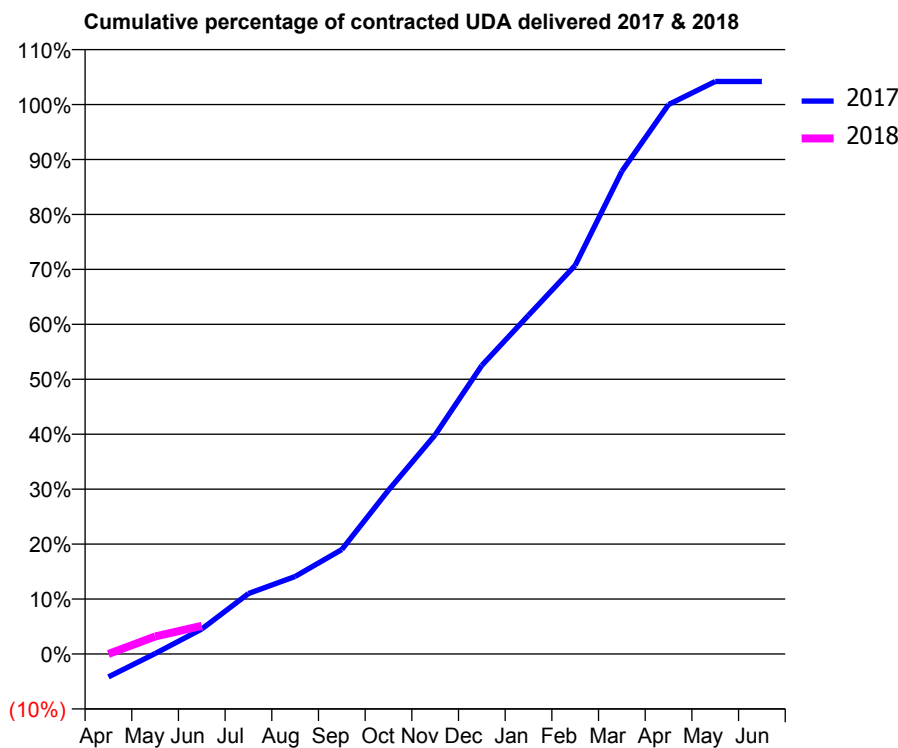
17/18 Contracted general activity (UDA)	6,819
Carry forward general activity (UDA)	0
17/18 Contracted orthodontic activity (UOA)	0
Carry forward orthodontic activity (UOA)	0
Baseline contract value	£170,105.16

ACCESS*

Patients seen in 24 months	Total	Change since previous quarter
Quarter ending June 2016	2,396	
Quarter ending September 2016	2,354	↓
Quarter ending December 2016	2,405	↑
Quarter ending March 2017	2,456	↑
Quarter ending June 2017	2,443	→
Variance since June 2016	2.0%	→



ACTIVITY



Month	Adjusted Scheduled Activity (UDA)	
	2017	2018
April	-286	0
May	5	217
June	310	349
July	750	
August	963	
September	1,296	
October	2,033	
November	2,720	
December	3,581	
January	4,204	
February	4,822	
March	5,991	
April	6,818	
May	7,105	
June	7,105	

QUALITY

	Quantity	Base Number	Contract	LHB	Wales
% of FP17s for the same patient ID Re-attending within 3 months - Children	2	112	1.8%	8.5%	11.2%
% of FP17s for the same patient ID Re-attending within 3 months - Adults	20	383	5.2%	15.1%	16.4%
% of FP17s for the same patient ID Re-attending between 3 & 9 months - Children	25	112	22.3%	56.6%	58.1%
% of FP17s for the same patient ID Re-attending between 3 & 9 months - Adults	133	383	34.7%	54.1%	54.8%
% of FP17s for Band 1 Urgent Courses	1	160	0.6%	9.4%	9.2%
% of FP17s Relating to Free Repair or Replacements	1	160	0.6%	0.8%	0.8%
% of FP17s Relating to Continuations	0	160	0.0%	0.8%	0.9%
% of Patients satisfied with the dentistry they have received	5	5	N/A	91.4%	92.1%
% of Patients satisfied with the time they had to wait for an appointment	3	5	N/A	86.0%	87.5%

* This is based on patients treated on this contract for their most recent course of treatment. Figures in italics indicate the base number of FP17s or Patient Questionnaire responses are less than 100. N/A is shown where the base number of responses is less than 10 during the period. % is calculated as Quantity/Base number*100

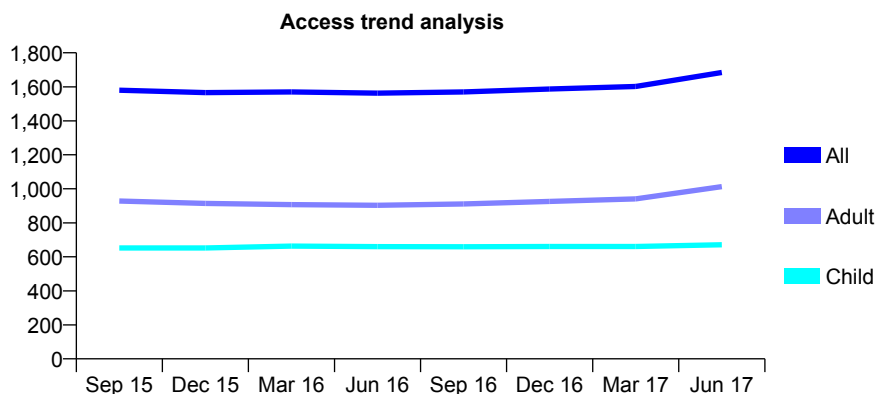
7A6 - Vital Signs At a Glance Contract Report for 738239/0001 - June 2017

Name or company name	Angel Way Dental Care
Contract type name	GDS Contract
Purpose of contract	General
Contract start date	01/04/2006
Contract end date	

17/18 Contracted general activity (UDA)	6,374
Carry forward general activity (UDA)	0
17/18 Contracted orthodontic activity (UOA)	0
Carry forward orthodontic activity (UOA)	0
Baseline contract value	£187,684.84

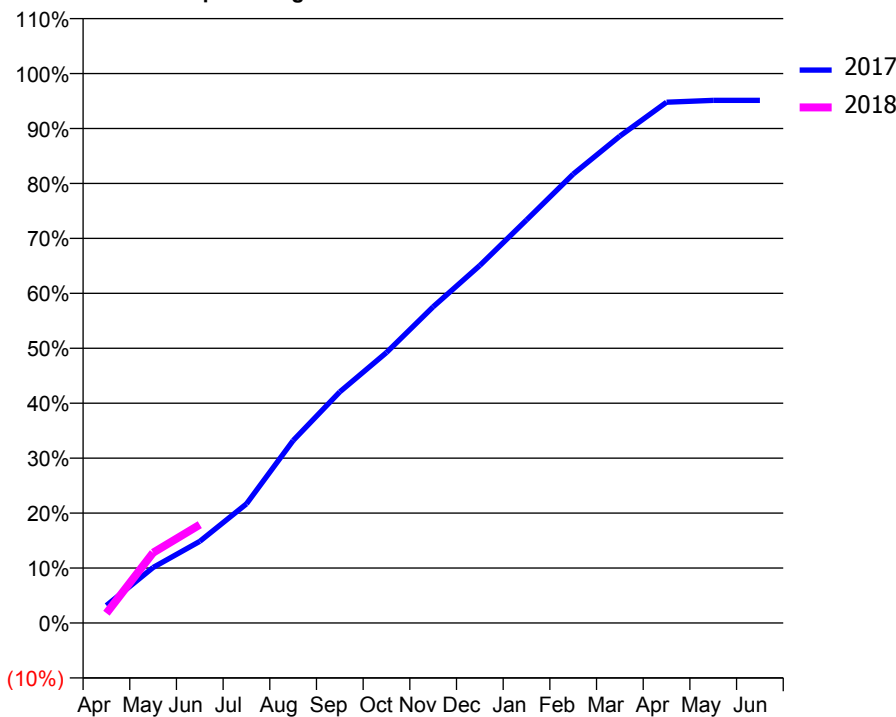
ACCESS*

Patients seen in 24 months	Total	Change since previous quarter
Quarter ending June 2016	1,563	
Quarter ending September 2016	1,570	→
Quarter ending December 2016	1,587	→
Quarter ending March 2017	1,602	→
Quarter ending June 2017	1,684	↑
Variance since June 2016	7.7%	↑



ACTIVITY

Cumulative percentage of contracted UDA delivered 2017 & 2018



Adjusted Scheduled Activity (UDA)

Month	2017	2018
April	203	113
May	645	816
June	947	1,141
July	1,382	
August	2,116	
September	2,681	
October	3,138	
November	3,668	
December	4,148	
January	4,674	
February	5,207	
March	5,648	
April	6,041	
May	6,063	
June	6,062	

QUALITY

	Quantity	Base Number	Contract	LHB	Wales
% of FP17s for the same patient ID Re-attending within 3 months - Children	18	245	7.3%	8.5%	11.2%
% of FP17s for the same patient ID Re-attending within 3 months - Adults	43	352	12.2%	15.1%	16.4%
% of FP17s for the same patient ID Re-attending between 3 & 9 months - Children	99	245	40.4%	56.6%	58.1%
% of FP17s for the same patient ID Re-attending between 3 & 9 months - Adults	106	352	30.1%	54.1%	54.8%
% of FP17s for Band 1 Urgent Courses	4	425	0.9%	9.4%	9.2%
% of FP17s Relating to Free Repair or Replacements	0	425	0.0%	0.8%	0.8%
% of FP17s Relating to Continuations	2	425	0.5%	0.8%	0.9%
% of Patients satisfied with the dentistry they have received	10	12	83.3%	91.4%	92.1%
% of Patients satisfied with the time they had to wait for an appointment	12	12	100.0%	86.0%	87.5%

* This is based on patients treated on this contract for their most recent course of treatment. Figures in italics indicate the base number of FP17s or Patient Questionnaire responses are less than 100. N/A is shown where the base number of responses is less than 10 during the period. % is calculated as Quantity/Base number*100

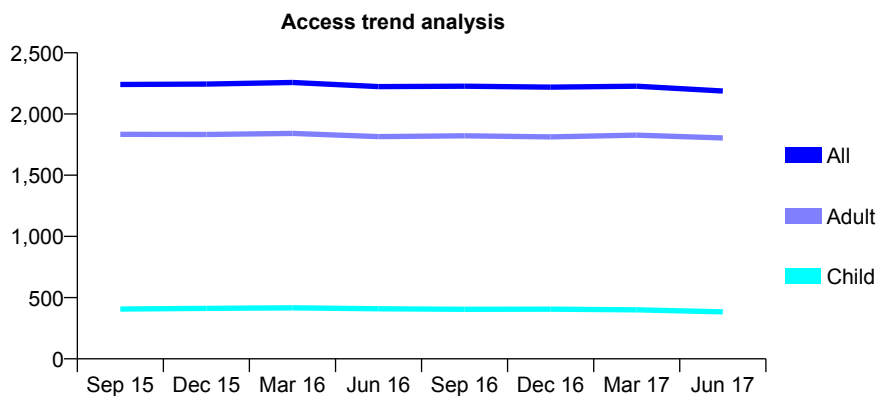
7A6 - Vital Signs At a Glance Contract Report for 742481/0001 - June 2017

Name or company name	MISS J WOODWARD
Contract type name	GDS Contract
Purpose of contract	General
Contract start date	01/04/2006
Contract end date	

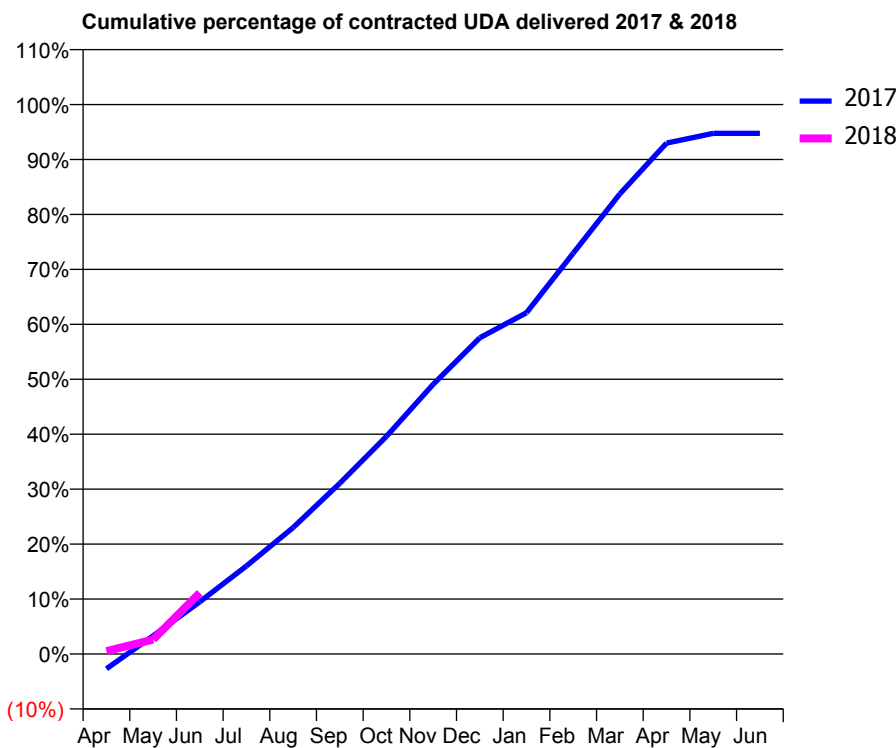
17/18 Contracted general activity (UDA)	6,911
Carry forward general activity (UDA)	0
17/18 Contracted orthodontic activity (UOA)	0
Carry forward orthodontic activity (UOA)	0
Baseline contract value	£145,908.88

ACCESS*

Patients seen in 24 months	Total	Change since previous quarter
Quarter ending June 2016	2,224	
Quarter ending September 2016	2,227	→
Quarter ending December 2016	2,219	→
Quarter ending March 2017	2,227	→
Quarter ending June 2017	2,188	↓
Variance since June 2016	(1.6%)	↓



ACTIVITY



Month	Adjusted Scheduled Activity (UDA)	
	2017	2018
April	-186	36
May	229	182
June	657	770
July	1,108	
August	1,591	
September	2,148	
October	2,738	
November	3,392	
December	3,976	
January	4,293	
February	5,040	
March	5,787	
April	6,425	
May	6,548	
June	6,549	

QUALITY

	Quantity	Base Number	Contract	LHB	Wales
% of FP17s for the same patient ID Re-attending within 3 months - Children	17	149	11.4%	8.5%	11.2%
% of FP17s for the same patient ID Re-attending within 3 months - Adults	96	513	18.7%	15.1%	16.4%
% of FP17s for the same patient ID Re-attending between 3 & 9 months - Children	99	149	66.4%	56.6%	58.1%
% of FP17s for the same patient ID Re-attending between 3 & 9 months - Adults	182	513	35.5%	54.1%	54.8%
% of FP17s for Band 1 Urgent Courses	28	359	7.8%	9.4%	9.2%
% of FP17s Relating to Free Repair or Replacements	3	359	0.8%	0.8%	0.8%
% of FP17s Relating to Continuations	12	359	3.3%	0.8%	0.9%
% of Patients satisfied with the dentistry they have received	12	13	92.3%	91.4%	92.1%
% of Patients satisfied with the time they had to wait for an appointment	10	13	76.9%	86.0%	87.5%

* This is based on patients treated on this contract for their most recent course of treatment. Figures in italics indicate the base number of FP17s or Patient Questionnaire responses are less than 100. N/A is shown where the base number of responses is less than 10 during the period. % is calculated as Quantity/Base number*100

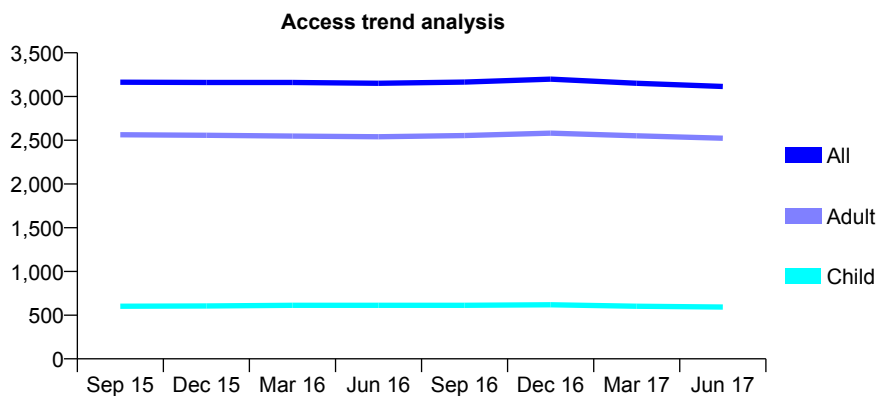
7A6 - Vital Signs At a Glance Contract Report for 767077/0001 - June 2017

Name or company name	MISS N MAHMOOD
Contract type name	GDS Contract
Purpose of contract	General
Contract start date	01/04/2006
Contract end date	

17/18 Contracted general activity (UDA)	10,435
Carry forward general activity (UDA)	0
17/18 Contracted orthodontic activity (UOA)	0
Carry forward orthodontic activity (UOA)	0
Baseline contract value	£247,588.46

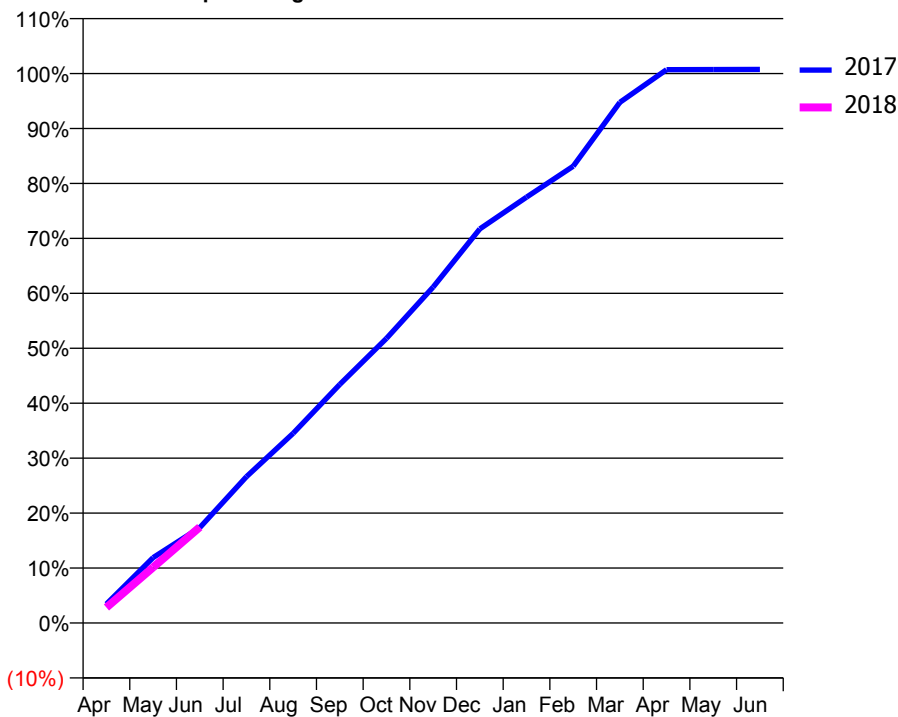
ACCESS*

Patients seen in 24 months	Total	Change since previous quarter
Quarter ending June 2016	3,152	
Quarter ending September 2016	3,165	→
Quarter ending December 2016	3,199	→
Quarter ending March 2017	3,152	↓
Quarter ending June 2017	3,115	↓
Variance since June 2016	(1.2%)	↓



ACTIVITY

Cumulative percentage of contracted UDA delivered 2017 & 2018



Month	Adjusted Scheduled Activity (UDA)	
	2017	2018
April	360	296
May	1,242	1,058
June	1,811	1,823
July	2,780	
August	3,603	
September	4,531	
October	5,404	
November	6,380	
December	7,484	
January	8,086	
February	8,674	
March	9,888	
April	10,509	
May	10,511	
June	10,514	

QUALITY

	Quantity	Base Number	Contract	LHB	Wales
% of FP17s for the same patient ID Re-attending within 3 months - Children	11	241	4.6%	8.5%	11.2%
% of FP17s for the same patient ID Re-attending within 3 months - Adults	78	984	7.9%	15.1%	16.4%
% of FP17s for the same patient ID Re-attending between 3 & 9 months - Children	179	241	74.3%	56.6%	58.1%
% of FP17s for the same patient ID Re-attending between 3 & 9 months - Adults	688	984	69.9%	54.1%	54.8%
% of FP17s for Band 1 Urgent Courses	40	986	4.1%	9.4%	9.2%
% of FP17s Relating to Free Repair or Replacements	8	986	0.8%	0.8%	0.8%
% of FP17s Relating to Continuations	9	986	0.9%	0.8%	0.9%
% of Patients satisfied with the dentistry they have received	21	22	95.5%	91.4%	92.1%
% of Patients satisfied with the time they had to wait for an appointment	19	22	86.4%	86.0%	87.5%

* This is based on patients treated on this contract for their most recent course of treatment. Figures in italics indicate the base number of FP17s or Patient Questionnaire responses are less than 100. N/A is shown where the base number of responses is less than 10 during the period. % is calculated as Quantity/Base number*100

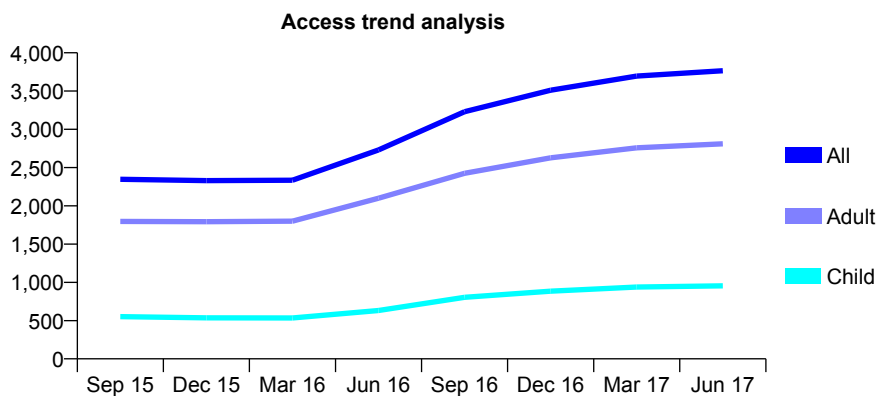
7A6 - Vital Signs At a Glance Contract Report for 782572/0001 - June 2017

Name or company name	MR JD COOK
Contract type name	GDS Contract
Purpose of contract	General
Contract start date	01/08/2010
Contract end date	

17/18 Contracted general activity (UDA)	13,868
Carry forward general activity (UDA)	0
17/18 Contracted orthodontic activity (UOA)	0
Carry forward orthodontic activity (UOA)	0
Baseline contract value	£299,062.74

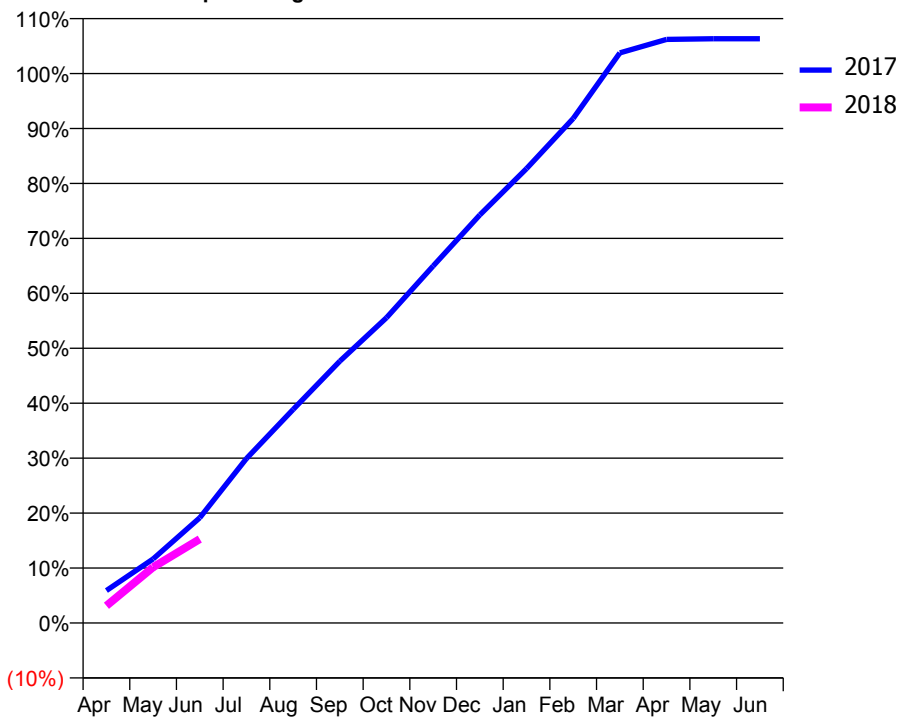
ACCESS*

Patients seen in 24 months	Total	Change since previous quarter
Quarter ending June 2016	2,731	
Quarter ending September 2016	3,230	↑
Quarter ending December 2016	3,511	↑
Quarter ending March 2017	3,696	↑
Quarter ending June 2017	3,765	→
Variance since June 2016	37.9%	↑



ACTIVITY

Cumulative percentage of contracted UDA delivered 2017 & 2018



Month	Adjusted Scheduled Activity (UDA)	
	2017	2018
April	820	435
May	1,616	1,408
June	2,656	2,118
July	4,152	
August	5,389	
September	6,607	
October	7,705	
November	9,012	
December	10,301	
January	11,467	
February	12,734	
March	14,387	
April	14,728	
May	14,744	
June	14,744	

QUALITY

	Quantity	Base Number	Contract	LHB	Wales
% of FP17s for the same patient ID Re-attending within 3 months - Children	30	335	9.0%	8.5%	11.2%
% of FP17s for the same patient ID Re-attending within 3 months - Adults	143	902	15.9%	15.1%	16.4%
% of FP17s for the same patient ID Re-attending between 3 & 9 months - Children	240	335	71.6%	56.6%	58.1%
% of FP17s for the same patient ID Re-attending between 3 & 9 months - Adults	532	902	59.0%	54.1%	54.8%
% of FP17s for Band 1 Urgent Courses	126	1,086	11.6%	9.4%	9.2%
% of FP17s Relating to Free Repair or Replacements	8	1,086	0.7%	0.8%	0.8%
% of FP17s Relating to Continuations	11	1,086	1.0%	0.8%	0.9%
% of Patients satisfied with the dentistry they have received	23	23	100.0%	91.4%	92.1%
% of Patients satisfied with the time they had to wait for an appointment	23	23	100.0%	86.0%	87.5%

* This is based on patients treated on this contract for their most recent course of treatment. Figures in italics indicate the base number of FP17s or Patient Questionnaire responses are less than 100. N/A is shown where the base number of responses is less than 10 during the period. % is calculated as Quantity/Base number*100

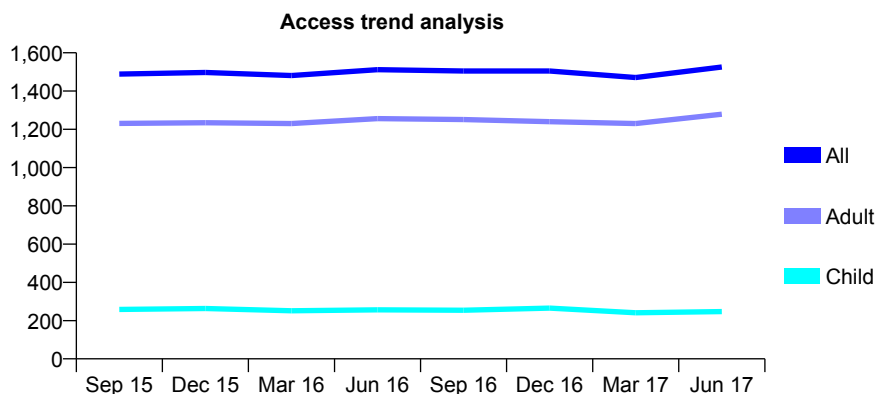
7A6 - Vital Signs At a Glance Contract Report for 801933/0002 - June 2017

Name or company name	MR LH RICH
Contract type name	GDS Contract
Purpose of contract	General
Contract start date	06/05/2013
Contract end date	

17/18 Contracted general activity (UDA)	4,550
Carry forward general activity (UDA)	0
17/18 Contracted orthodontic activity (UOA)	0
Carry forward orthodontic activity (UOA)	0
Baseline contract value	£99,960.17

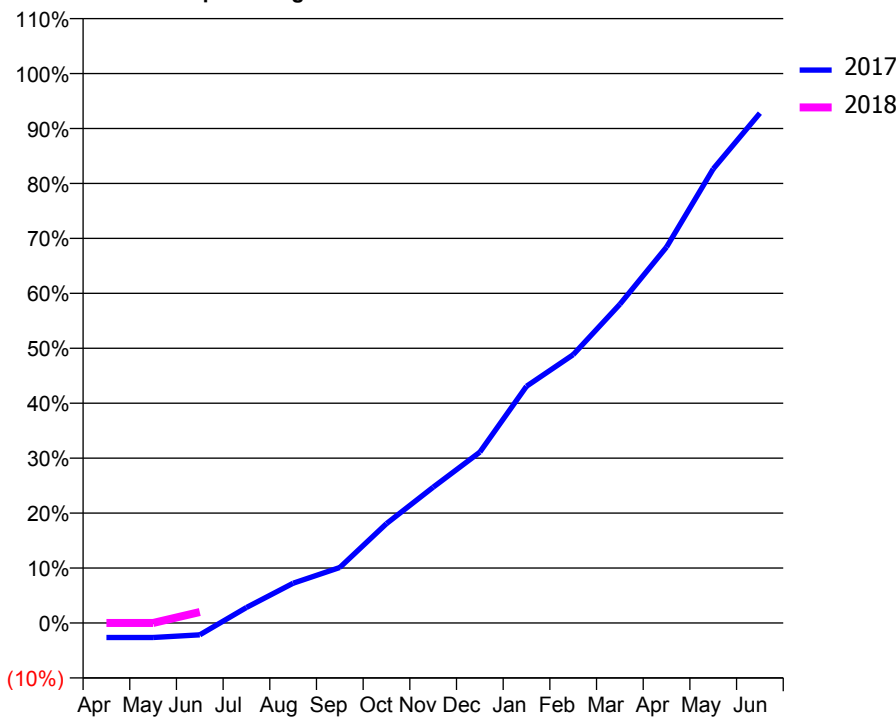
ACCESS*

Patients seen in 24 months	Total	Change since previous quarter
Quarter ending June 2016	1,512	
Quarter ending September 2016	1,505	→
Quarter ending December 2016	1,505	→
Quarter ending March 2017	1,471	↓
Quarter ending June 2017	1,526	↑
Variance since June 2016	0.9%	→



ACTIVITY

Cumulative percentage of contracted UDA delivered 2017 & 2018



Adjusted Scheduled Activity (UDA)

Month	2017	2018
April	-121	0
May	-121	0
June	-99	91
July	128	
August	329	
September	460	
October	824	
November	1,125	
December	1,415	
January	1,961	
February	2,223	
March	2,640	
April	3,113	
May	3,760	
June	4,222	

QUALITY

	Quantity	Base Number	Contract	LHB	Wales
% of FP17s for the same patient ID Re-attending within 3 months - Children	4	95	4.2%	8.5%	11.2%
% of FP17s for the same patient ID Re-attending within 3 months - Adults	62	494	12.6%	15.1%	16.4%
% of FP17s for the same patient ID Re-attending between 3 & 9 months - Children	30	95	31.6%	56.6%	58.1%
% of FP17s for the same patient ID Re-attending between 3 & 9 months - Adults	164	494	33.2%	54.1%	54.8%
% of FP17s for Band 1 Urgent Courses	0	61	0.0%	9.4%	9.2%
% of FP17s Relating to Free Repair or Replacements	1	61	1.6%	0.8%	0.8%
% of FP17s Relating to Continuations	0	61	0.0%	0.8%	0.9%
% of Patients satisfied with the dentistry they have received	7	7	N/A	91.4%	92.1%
% of Patients satisfied with the time they had to wait for an appointment	5	7	N/A	86.0%	87.5%

* This is based on patients treated on this contract for their most recent course of treatment. Figures in italics indicate the base number of FP17s or Patient Questionnaire responses are less than 100. N/A is shown where the base number of responses is less than 10 during the period. % is calculated as Quantity/Base number*100

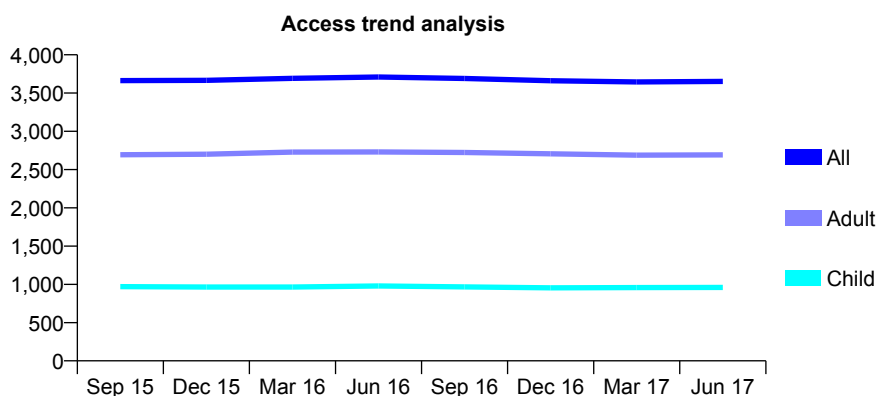
7A6 - Vital Signs At a Glance Contract Report for 919896/0001 - June 2017

Name or company name	MR DW EDWARDS
Contract type name	GDS Contract
Purpose of contract	General
Contract start date	01/04/2006
Contract end date	

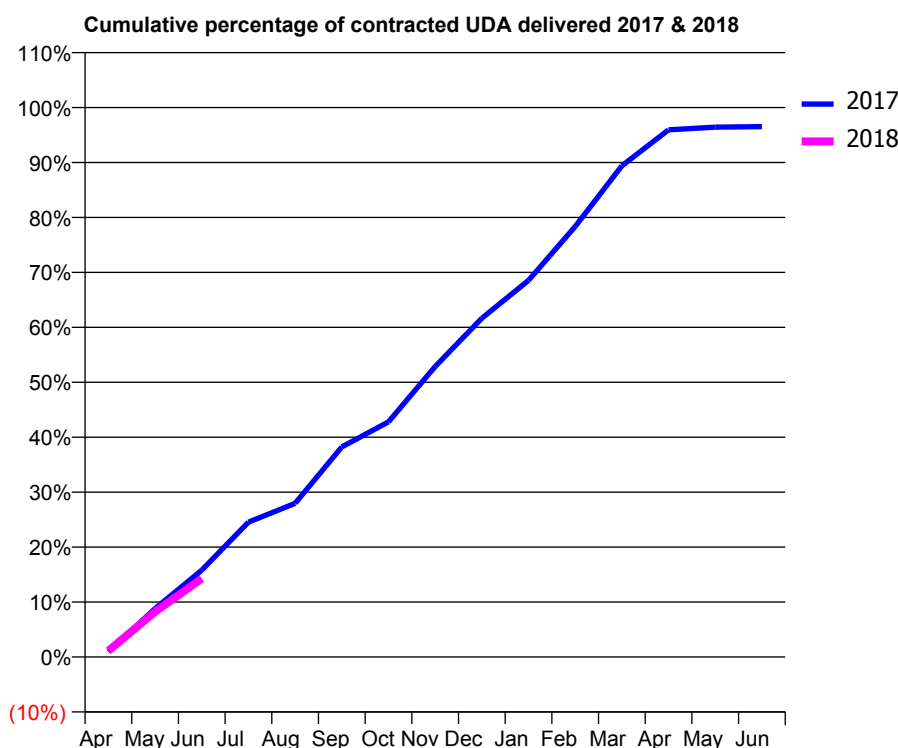
17/18 Contracted general activity (UDA)	11,339
Carry forward general activity (UDA)	0
17/18 Contracted orthodontic activity (UOA)	0
Carry forward orthodontic activity (UOA)	0
Baseline contract value	£261,249.02

ACCESS*

Patients seen in 24 months	Total	Change since previous quarter
Quarter ending June 2016	3,709	
Quarter ending September 2016	3,691	→
Quarter ending December 2016	3,661	→
Quarter ending March 2017	3,646	→
Quarter ending June 2017	3,652	→
Variance since June 2016	(1.5%)	↓



ACTIVITY



Month	Adjusted Scheduled Activity (UDA)	
	2017	2018
April	110	132
May	1,001	934
June	1,794	1,620
July	2,782	
August	3,172	
September	4,336	
October	4,854	
November	5,995	
December	6,990	
January	7,772	
February	8,883	
March	10,136	
April	10,879	
May	10,933	
June	10,945	

QUALITY

	Quantity	Base Number	Contract	LHB	Wales
% of FP17s for the same patient ID Re-attending within 3 months - Children	24	403	6.0%	8.5%	11.2%
% of FP17s for the same patient ID Re-attending within 3 months - Adults	124	993	12.5%	15.1%	16.4%
% of FP17s for the same patient ID Re-attending between 3 & 9 months - Children	264	403	65.5%	56.6%	58.1%
% of FP17s for the same patient ID Re-attending between 3 & 9 months - Adults	555	993	55.9%	54.1%	54.8%
% of FP17s for Band 1 Urgent Courses	66	1,026	6.4%	9.4%	9.2%
% of FP17s Relating to Free Repair or Replacements	5	1,026	0.5%	0.8%	0.8%
% of FP17s Relating to Continuations	16	1,026	1.6%	0.8%	0.9%
% of Patients satisfied with the dentistry they have received	15	15	100.0%	91.4%	92.1%
% of Patients satisfied with the time they had to wait for an appointment	12	15	80.0%	86.0%	87.5%

* This is based on patients treated on this contract for their most recent course of treatment. Figures in italics indicate the base number of FP17s or Patient Questionnaire responses are less than 100. N/A is shown where the base number of responses is less than 10 during the period. % is calculated as Quantity/Base number*100

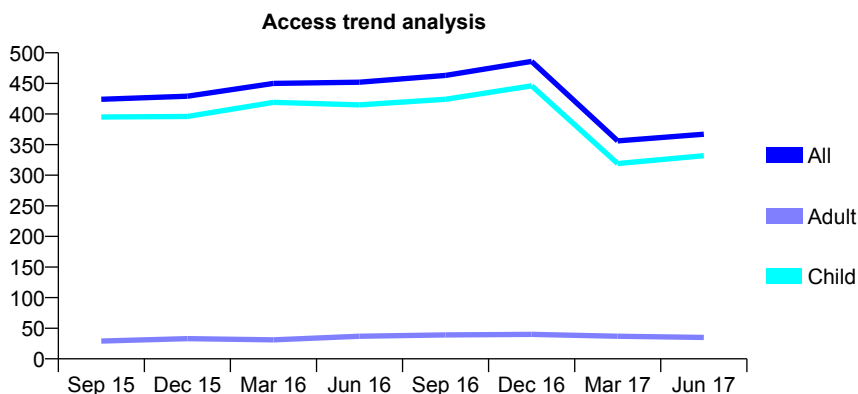
7A6 - Vital Signs At a Glance Contract Report for 929018/0001 - June 2017

Name or company name	Skyrunner Limited
Contract type name	GDS Contract
Purpose of contract	General
Contract start date	01/04/2006
Contract end date	

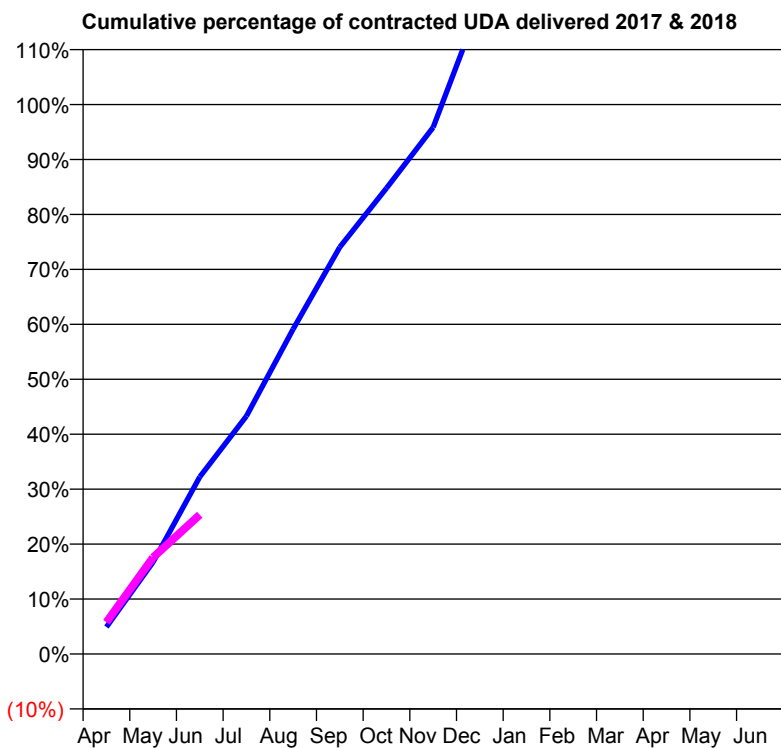
17/18 Contracted general activity (UDA)	569
Carry forward general activity (UDA)	0
17/18 Contracted orthodontic activity (UOA)	0
Carry forward orthodontic activity (UOA)	0
Baseline contract value	£18,931.89

ACCESS*

Patients seen in 24 months	Total	Change since previous quarter
Quarter ending June 2016	452	
Quarter ending September 2016	463	↑
Quarter ending December 2016	486	↑
Quarter ending March 2017	356	↓
Quarter ending June 2017	367	↑
Variance since June 2016	(18.8%)	↓



ACTIVITY



Month	Adjusted Scheduled Activity (UDA)	
	2017	2018
April	28	33
May	95	100
June	183	144
July	246	
August	336	
September	421	
October	482	
November	545	
December	672	
January	764	
February	769	
March	776	
April	777	
May	778	
June	778	

QUALITY

	Quantity	Base Number	Contract	LHB	Wales
% of FP17s for the same patient ID Re-attending within 3 months - Children	3	118	2.5%	8.5%	11.2%
% of FP17s for the same patient ID Re-attending within 3 months - Adults	1	8	12.5%	15.1%	16.4%
% of FP17s for the same patient ID Re-attending between 3 & 9 months - Children	75	118	63.6%	56.6%	58.1%
% of FP17s for the same patient ID Re-attending between 3 & 9 months - Adults	5	8	62.5%	54.1%	54.8%
% of FP17s for Band 1 Urgent Courses	1	124	0.8%	9.4%	9.2%
% of FP17s Relating to Free Repair or Replacements	0	124	0.0%	0.8%	0.8%
% of FP17s Relating to Continuations	0	124	0.0%	0.8%	0.9%
% of Patients satisfied with the dentistry they have received	0	0	N/A	91.4%	92.1%
% of Patients satisfied with the time they had to wait for an appointment	0	0	N/A	86.0%	87.5%

* This is based on patients treated on this contract for their most recent course of treatment. Figures in italics indicate the base number of FP17s or Patient Questionnaire responses are less than 100. N/A is shown where the base number of responses is less than 10 during the period. % is calculated as Quantity/Base number*100

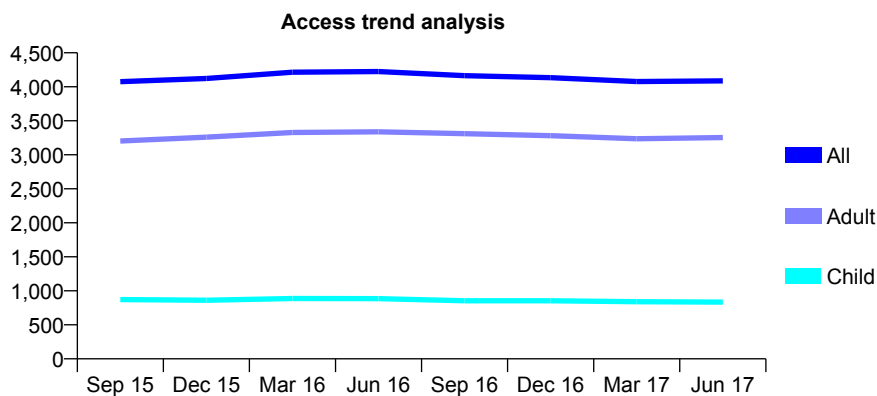
7A6 - Vital Signs At a Glance Contract Report for 952346/0001 - June 2017

Name or company name	MISS MH STANTON
Contract type name	GDS Contract
Purpose of contract	General
Contract start date	01/04/2006
Contract end date	

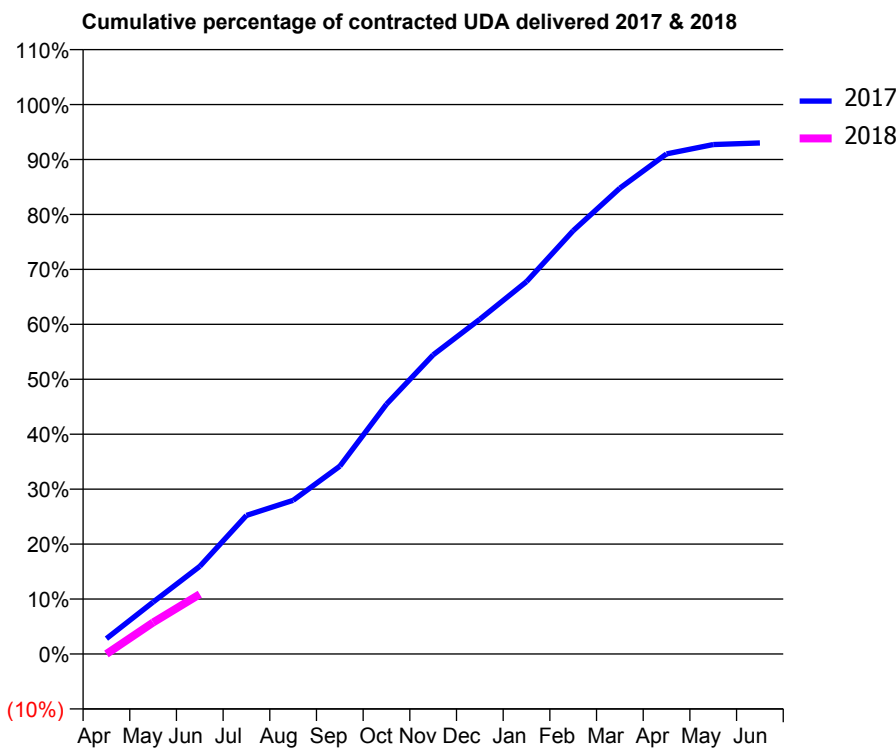
17/18 Contracted general activity (UDA)	14,876
Carry forward general activity (UDA)	0
17/18 Contracted orthodontic activity (UOA)	0
Carry forward orthodontic activity (UOA)	0
Baseline contract value	£443,431.13

ACCESS*

Patients seen in 24 months	Total	Change since previous quarter
Quarter ending June 2016	4,224	
Quarter ending September 2016	4,164	↓
Quarter ending December 2016	4,135	→
Quarter ending March 2017	4,077	↓
Quarter ending June 2017	4,087	→
Variance since June 2016	(3.2%)	↓



ACTIVITY



Month	Adjusted Scheduled Activity (UDA)	
	2017	2018
April	418	0
May	1,404	852
June	2,374	1,620
July	3,753	
August	4,160	
September	5,086	
October	6,763	
November	8,100	
December	9,062	
January	10,082	
February	11,458	
March	12,612	
April	13,541	
May	13,792	
June	13,835	

QUALITY

	Quantity	Base Number	Contract	LHB	Wales
% of FP17s for the same patient ID Re-attending within 3 months - Children	22	301	7.3%	8.5%	11.2%
% of FP17s for the same patient ID Re-attending within 3 months - Adults	206	1,146	18.0%	15.1%	16.4%
% of FP17s for the same patient ID Re-attending between 3 & 9 months - Children	187	301	62.1%	56.6%	58.1%
% of FP17s for the same patient ID Re-attending between 3 & 9 months - Adults	658	1,146	57.4%	54.1%	54.8%
% of FP17s for Band 1 Urgent Courses	91	931	9.8%	9.4%	9.2%
% of FP17s Relating to Free Repair or Replacements	13	931	1.4%	0.8%	0.8%
% of FP17s Relating to Continuations	16	931	1.7%	0.8%	0.9%
% of Patients satisfied with the dentistry they have received	31	35	88.6%	91.4%	92.1%
% of Patients satisfied with the time they had to wait for an appointment	31	35	88.6%	86.0%	87.5%

* This is based on patients treated on this contract for their most recent course of treatment. Figures in italics indicate the base number of FP17s or Patient Questionnaire responses are less than 100. N/A is shown where the base number of responses is less than 10 during the period. % is calculated as Quantity/Base number*100

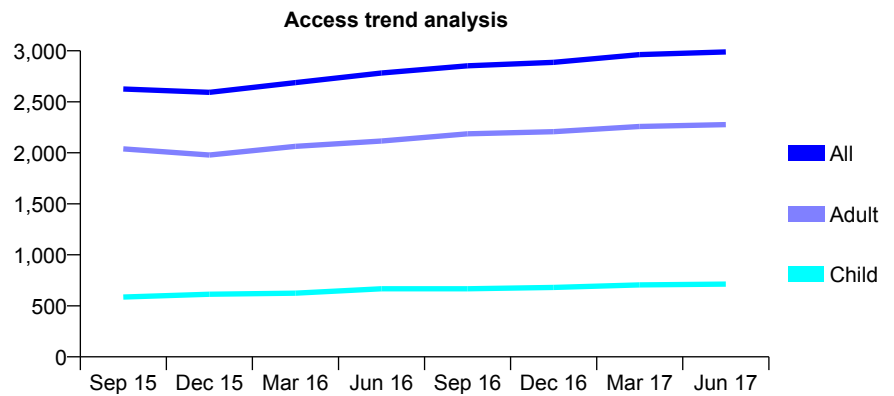
7A6 - Vital Signs At a Glance Contract Report for 965332/0001 - June 2017

Name or company name	94 Dental
Contract type name	GDS Contract
Purpose of contract	General
Contract start date	01/04/2011
Contract end date	

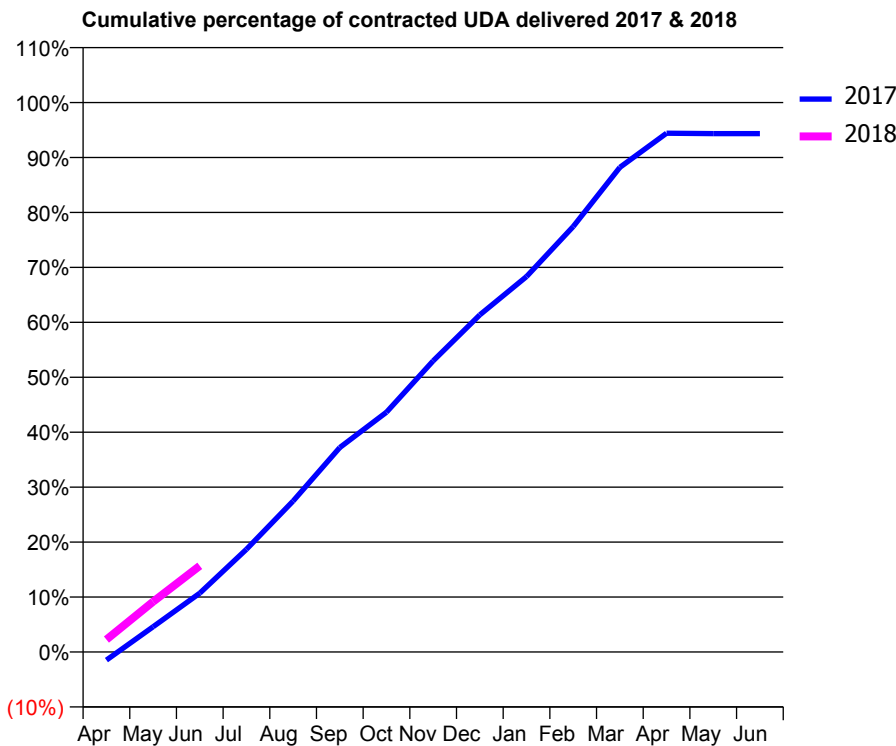
17/18 Contracted general activity (UDA)	10,011
Carry forward general activity (UDA)	0
17/18 Contracted orthodontic activity (UOA)	0
Carry forward orthodontic activity (UOA)	0
Baseline contract value	£243,592.70

ACCESS*

Patients seen in 24 months	Total	Change since previous quarter
Quarter ending June 2016	2,783	
Quarter ending September 2016	2,853	↑
Quarter ending December 2016	2,887	→
Quarter ending March 2017	2,963	↑
Quarter ending June 2017	2,989	→
Variance since June 2016	7.4%	↑



ACTIVITY



Month	Adjusted Scheduled Activity (UDA)	
	2017	2018
April	-148	227
May	460	918
June	1,073	1,572
July	1,873	
August	2,752	
September	3,726	
October	4,369	
November	5,303	
December	6,142	
January	6,839	
February	7,751	
March	8,828	
April	9,450	
May	9,444	
June	9,444	

QUALITY

	Quantity	Base Number	Contract	LHB	Wales
% of FP17s for the same patient ID Re-attending within 3 months - Children	15	269	5.6%	8.5%	11.2%
% of FP17s for the same patient ID Re-attending within 3 months - Adults	83	842	9.9%	15.1%	16.4%
% of FP17s for the same patient ID Re-attending between 3 & 9 months - Children	205	269	76.2%	56.6%	58.1%
% of FP17s for the same patient ID Re-attending between 3 & 9 months - Adults	614	842	72.9%	54.1%	54.8%
% of FP17s for Band 1 Urgent Courses	73	880	8.3%	9.4%	9.2%
% of FP17s Relating to Free Repair or Replacements	6	880	0.7%	0.8%	0.8%
% of FP17s Relating to Continuations	3	880	0.3%	0.8%	0.9%
% of Patients satisfied with the dentistry they have received	10	10	100.0%	91.4%	92.1%
% of Patients satisfied with the time they had to wait for an appointment	9	10	90.0%	86.0%	87.5%

* This is based on patients treated on this contract for their most recent course of treatment. Figures in italics indicate the base number of FP17s or Patient Questionnaire responses are less than 100. N/A is shown where the base number of responses is less than 10 during the period. % is calculated as Quantity/Base number*100

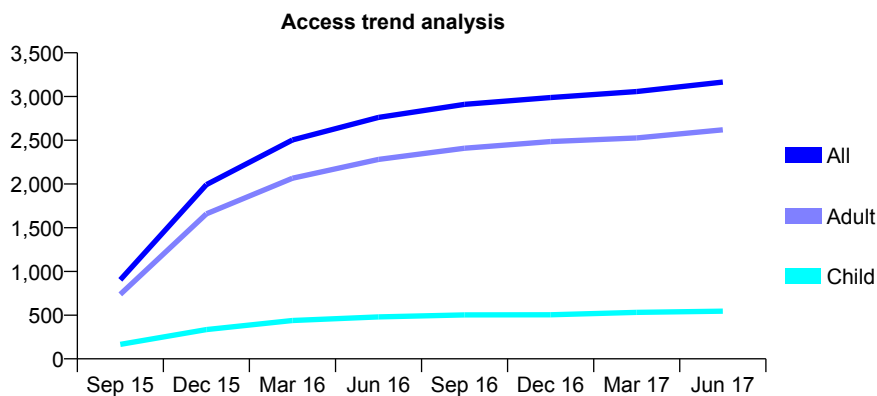
7A6 - Vital Signs At a Glance Contract Report for 972665/0001 - June 2017

Name or company name	MR AW BALE
Contract type name	GDS Contract
Purpose of contract	General
Contract start date	01/07/2015
Contract end date	

17/18 Contracted general activity (UDA)	10,765
Carry forward general activity (UDA)	0
17/18 Contracted orthodontic activity (UOA)	0
Carry forward orthodontic activity (UOA)	0
Baseline contract value	£252,476.46

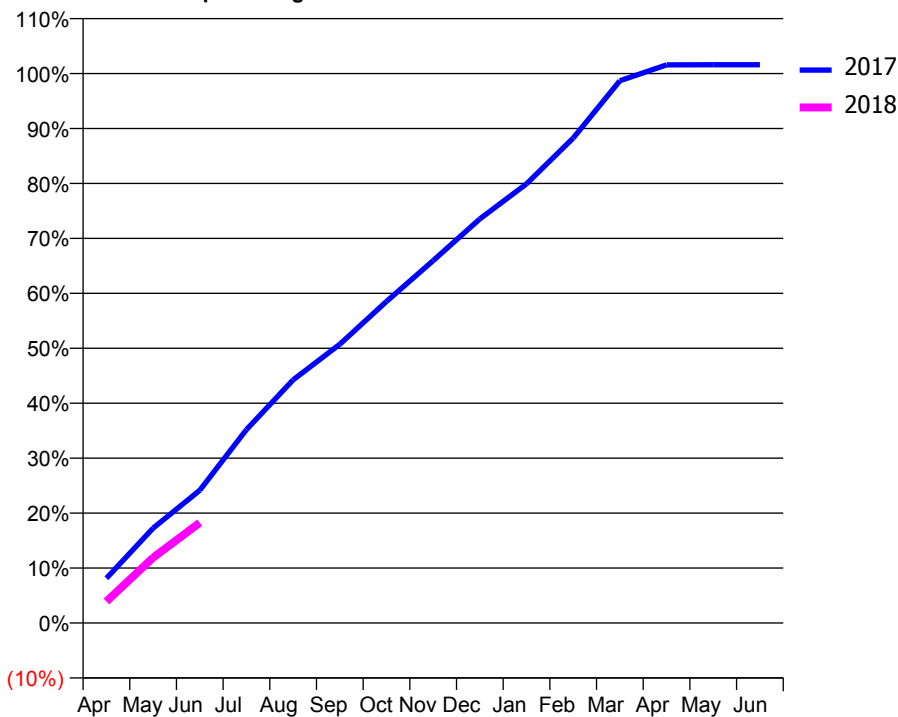
ACCESS*

Patients seen in 24 months	Total	Change since previous quarter
Quarter ending June 2016	2,761	
Quarter ending September 2016	2,911	↑
Quarter ending December 2016	2,989	↑
Quarter ending March 2017	3,057	↑
Quarter ending June 2017	3,165	↑
Variance since June 2016	14.6%	↑



ACTIVITY

Cumulative percentage of contracted UDA delivered 2017 & 2018



Month	Adjusted Scheduled Activity (UDA)	
	2017	2018
April	877	422
May	1,860	1,280
June	2,601	1,966
July	3,788	
August	4,763	
September	5,461	
October	6,299	
November	7,099	
December	7,916	
January	8,604	
February	9,501	
March	10,624	
April	10,934	
May	10,935	
June	10,937	

QUALITY

	Quantity	Base Number	Contract	LHB	Wales
% of FP17s for the same patient ID Re-attending within 3 months - Children	13	210	6.2%	8.5%	11.2%
% of FP17s for the same patient ID Re-attending within 3 months - Adults	89	960	9.3%	15.1%	16.4%
% of FP17s for the same patient ID Re-attending between 3 & 9 months - Children	136	210	64.8%	56.6%	58.1%
% of FP17s for the same patient ID Re-attending between 3 & 9 months - Adults	636	960	66.3%	54.1%	54.8%
% of FP17s for Band 1 Urgent Courses	62	1,024	6.1%	9.4%	9.2%
% of FP17s Relating to Free Repair or Replacements	5	1,024	0.5%	0.8%	0.8%
% of FP17s Relating to Continuations	9	1,024	0.9%	0.8%	0.9%
% of Patients satisfied with the dentistry they have received	9	9	N/A	91.4%	92.1%
% of Patients satisfied with the time they had to wait for an appointment	8	9	N/A	86.0%	87.5%

* This is based on patients treated on this contract for their most recent course of treatment. Figures in italics indicate the base number of FP17s or Patient Questionnaire responses are less than 100. N/A is shown where the base number of responses is less than 10 during the period. % is calculated as Quantity/Base number*100

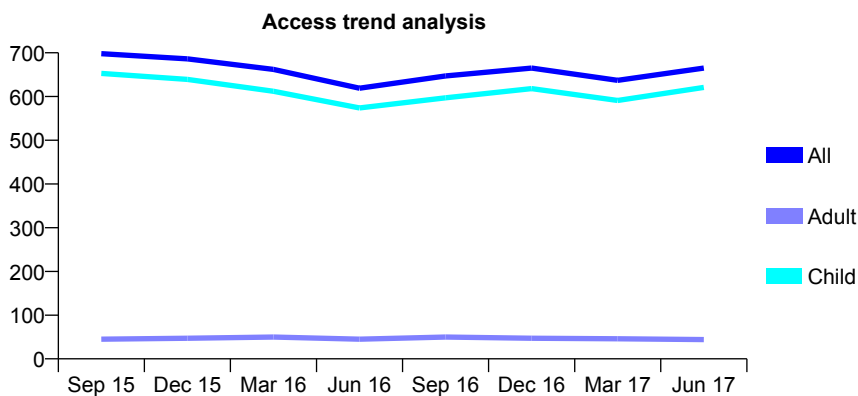
7A6 - Vital Signs At a Glance Contract Report for 980625/0001 - June 2017

Name or company name	MR PJ EVANS
Contract type name	GDS Contract
Purpose of contract	General
Contract start date	01/04/2006
Contract end date	

17/18 Contracted general activity (UDA)	1,756
Carry forward general activity (UDA)	0
17/18 Contracted orthodontic activity (UOA)	0
Carry forward orthodontic activity (UOA)	0
Baseline contract value	£47,728.26

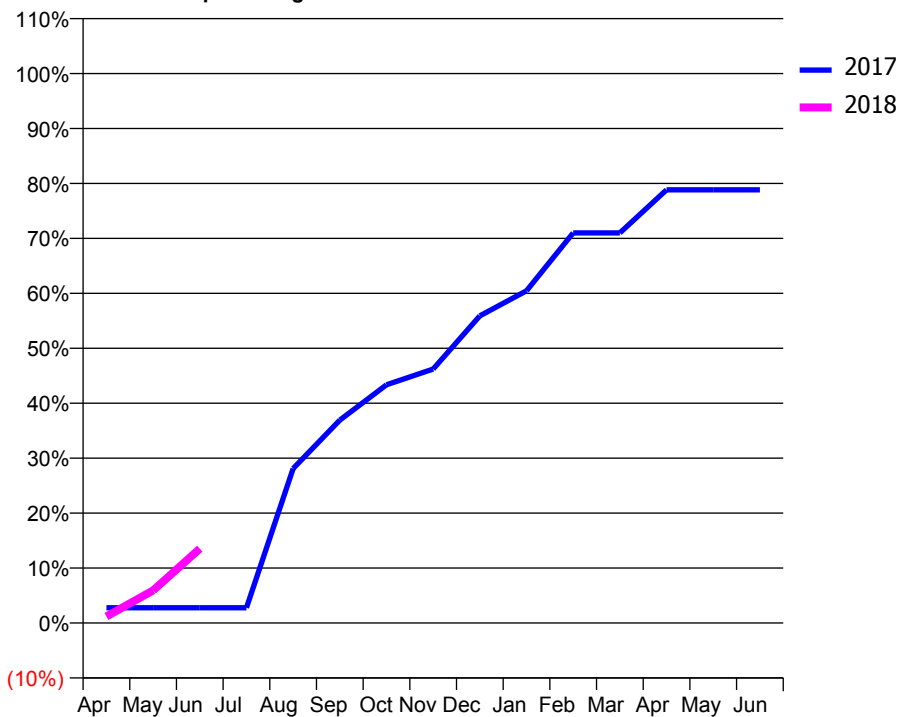
ACCESS*

Patients seen in 24 months	Total	Change since previous quarter
Quarter ending June 2016	619	
Quarter ending September 2016	647	↑
Quarter ending December 2016	665	↑
Quarter ending March 2017	637	↓
Quarter ending June 2017	665	↑
Variance since June 2016	7.4%	↑



ACTIVITY

Cumulative percentage of contracted UDA delivered 2017 & 2018



Adjusted Scheduled Activity (UDA)

Month	2017	2018
April	49	21
May	49	104
June	49	238
July	49	
August	494	
September	648	
October	761	
November	811	
December	982	
January	1,062	
February	1,247	
March	1,247	
April	1,384	
May	1,384	
June	1,384	

QUALITY

	Quantity	Base Number	Contract	LHB	Wales
% of FP17s for the same patient ID Re-attending within 3 months - Children	15	276	5.4%	8.5%	11.2%
% of FP17s for the same patient ID Re-attending within 3 months - Adults	0	1	0.0%	15.1%	16.4%
% of FP17s for the same patient ID Re-attending between 3 & 9 months - Children	171	276	62.0%	56.6%	58.1%
% of FP17s for the same patient ID Re-attending between 3 & 9 months - Adults	1	1	100.0%	54.1%	54.8%
% of FP17s for Band 1 Urgent Courses	3	168	1.8%	9.4%	9.2%
% of FP17s Relating to Free Repair or Replacements	0	168	0.0%	0.8%	0.8%
% of FP17s Relating to Continuations	1	168	0.6%	0.8%	0.9%
% of Patients satisfied with the dentistry they have received	0	0	N/A	91.4%	92.1%
% of Patients satisfied with the time they had to wait for an appointment	0	0	N/A	86.0%	87.5%

* This is based on patients treated on this contract for their most recent course of treatment. Figures in italics indicate the base number of FP17s or Patient Questionnaire responses are less than 100. N/A is shown where the base number of responses is less than 10 during the period. % is calculated as Quantity/Base number*100

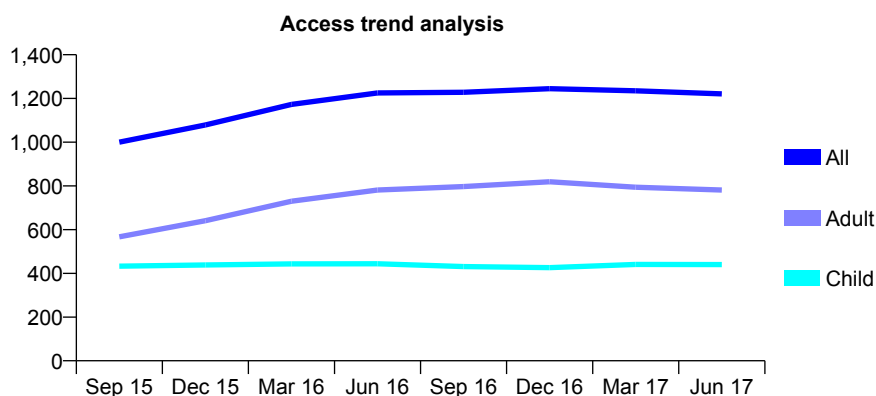
7A7 - Vital Signs At a Glance Contract Report for 108820/0001 - June 2017

Name or company name	The Severnside Limited Partnership
Contract type name	GDS Contract
Purpose of contract	General
Contract start date	27/10/2013
Contract end date	

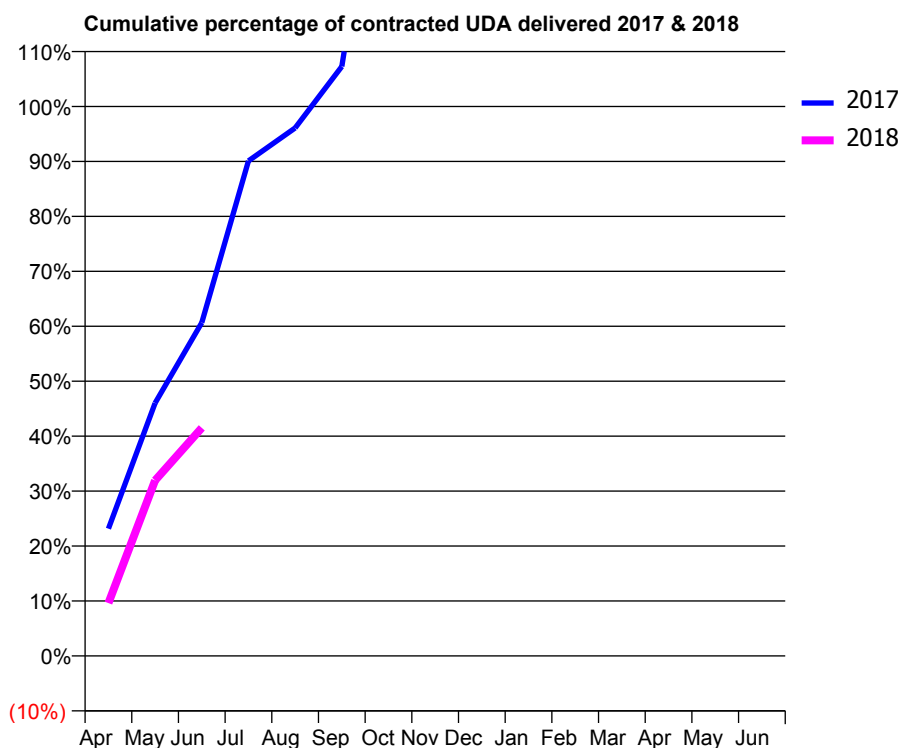
17/18 Contracted general activity (UDA)	1,268
Carry forward general activity (UDA)	0
17/18 Contracted orthodontic activity (UOA)	0
Carry forward orthodontic activity (UOA)	0
Baseline contract value	£36,349.57

ACCESS*

Patients seen in 24 months	Total	Change since previous quarter
Quarter ending June 2016	1,225	
Quarter ending September 2016	1,228	→
Quarter ending December 2016	1,245	→
Quarter ending March 2017	1,235	→
Quarter ending June 2017	1,221	↓
Variance since June 2016	(0.3%)	→



ACTIVITY



Month	Adjusted Scheduled Activity (UDA)	
	2017	2018
April	294	122
May	584	405
June	769	526
July	1,142	
August	1,218	
September	1,360	
October	2,018	
November	2,334	
December	2,491	
January	2,681	
February	2,848	
March	3,284	
April	3,383	
May	3,383	
June	3,383	

QUALITY

	Quantity	Base Number	Contract	LHB	Wales
% of FP17s for the same patient ID Re-attending within 3 months - Children	11	139	7.9%	8.2%	11.2%
% of FP17s for the same patient ID Re-attending within 3 months - Adults	29	198	14.6%	13.8%	16.4%
% of FP17s for the same patient ID Re-attending between 3 & 9 months - Children	84	139	60.4%	53.5%	58.1%
% of FP17s for the same patient ID Re-attending between 3 & 9 months - Adults	115	198	58.1%	51.8%	54.8%
% of FP17s for Band 1 Urgent Courses	1	283	0.4%	9.6%	9.2%
% of FP17s Relating to Free Repair or Replacements	0	283	0.0%	0.5%	0.8%
% of FP17s Relating to Continuations	10	283	3.5%	1.2%	0.9%
% of Patients satisfied with the dentistry they have received	18	21	85.7%	91.2%	92.1%
% of Patients satisfied with the time they had to wait for an appointment	17	21	81.0%	86.0%	87.5%

* This is based on patients treated on this contract for their most recent course of treatment. Figures in italics indicate the base number of FP17s or Patient Questionnaire responses are less than 100. N/A is shown where the base number of responses is less than 10 during the period. % is calculated as Quantity/Base number*100

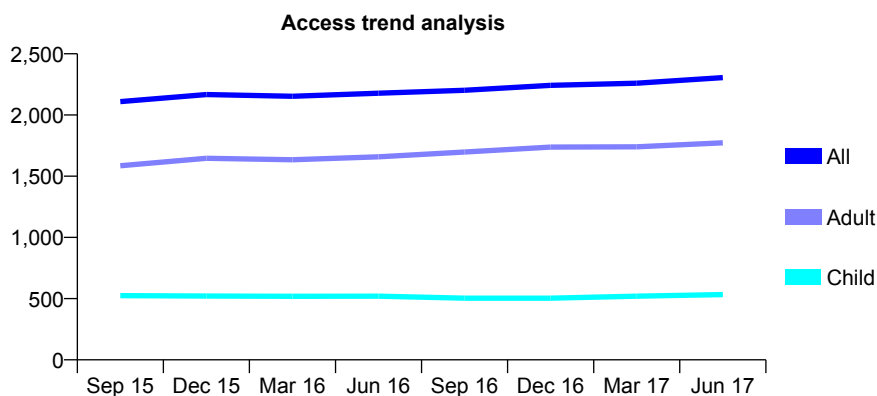
7A7 - Vital Signs At a Glance Contract Report for 111155/0001 - June 2017

Name or company name	Professor St John Crean, ME Northmore ar
Contract type name	GDS Contract
Purpose of contract	General
Contract start date	20/09/2013
Contract end date	

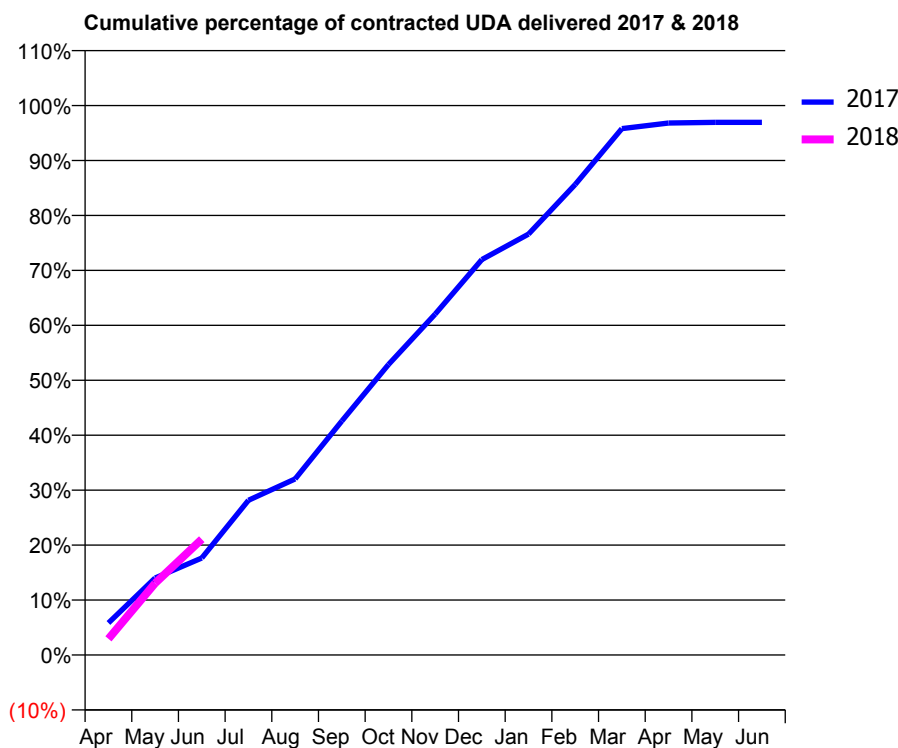
17/18 Contracted general activity (UDA)	6,730
Carry forward general activity (UDA)	0
17/18 Contracted orthodontic activity (UOA)	0
Carry forward orthodontic activity (UOA)	0
Baseline contract value	£151,384.07

ACCESS*

Patients seen in 24 months	Total	Change since previous quarter
Quarter ending June 2016	2,178	
Quarter ending September 2016	2,202	→
Quarter ending December 2016	2,242	→
Quarter ending March 2017	2,260	→
Quarter ending June 2017	2,306	↑
Variance since June 2016	5.9%	↑



ACTIVITY



Month	Adjusted Scheduled Activity (UDA)	
	2017	2018
April	392	199
May	942	880
June	1,188	1,418
July	1,895	
August	2,157	
September	2,866	
October	3,558	
November	4,176	
December	4,842	
January	5,156	
February	5,762	
March	6,448	
April	6,516	
May	6,523	
June	6,523	

QUALITY

	Quantity	Base Number	Contract	LHB	Wales
% of FP17s for the same patient ID Re-attending within 3 months - Children	19	181	10.5%	8.2%	11.2%
% of FP17s for the same patient ID Re-attending within 3 months - Adults	108	584	18.5%	13.8%	16.4%
% of FP17s for the same patient ID Re-attending between 3 & 9 months - Children	121	181	66.9%	53.5%	58.1%
% of FP17s for the same patient ID Re-attending between 3 & 9 months - Adults	298	584	51.0%	51.8%	54.8%
% of FP17s for Band 1 Urgent Courses	79	728	10.9%	9.6%	9.2%
% of FP17s Relating to Free Repair or Replacements	3	728	0.4%	0.5%	0.8%
% of FP17s Relating to Continuations	5	728	0.7%	1.2%	0.9%
% of Patients satisfied with the dentistry they have received	56	60	93.3%	91.2%	92.1%
% of Patients satisfied with the time they had to wait for an appointment	52	60	86.7%	86.0%	87.5%

* This is based on patients treated on this contract for their most recent course of treatment. Figures in italics indicate the base number of FP17s or Patient Questionnaire responses are less than 100. N/A is shown where the base number of responses is less than 10 during the period. % is calculated as Quantity/Base number*100

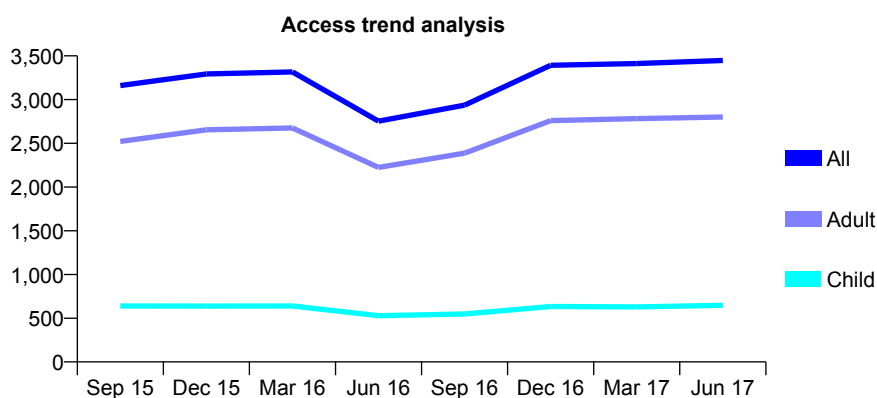
7A7 - Vital Signs At a Glance Contract Report for 116068/0001 - June 2017

Name or company name	River Wye Dental Practice Partnership
Contract type name	GDS Contract
Purpose of contract	General
Contract start date	01/02/2014
Contract end date	

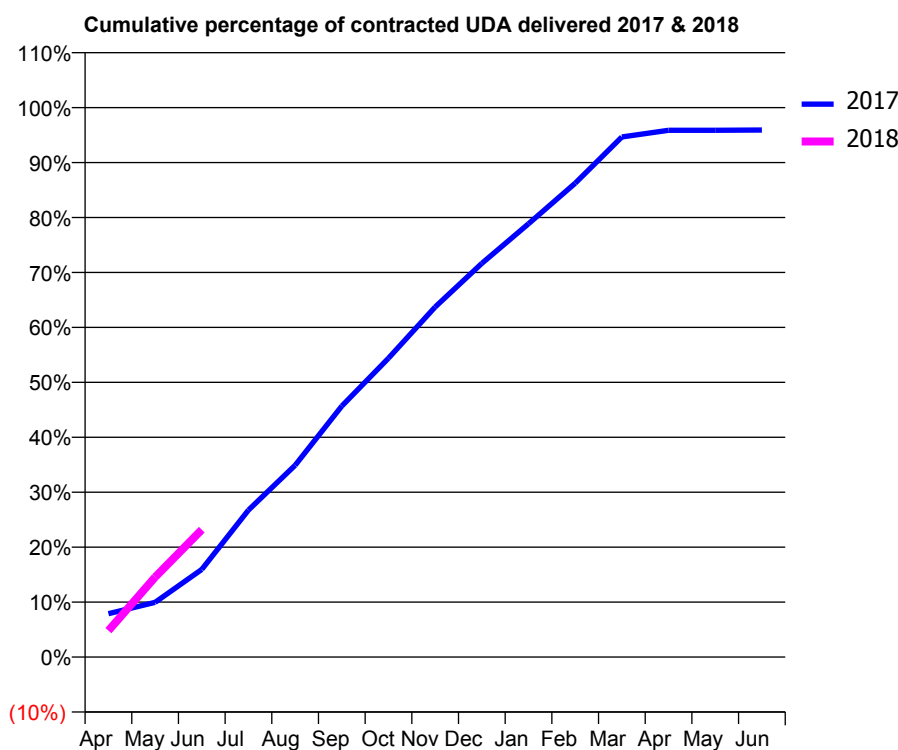
17/18 Contracted general activity (UDA)	8,785
Carry forward general activity (UDA)	0
17/18 Contracted orthodontic activity (UOA)	0
Carry forward orthodontic activity (UOA)	0
Baseline contract value	£222,085.75

ACCESS*

Patients seen in 24 months	Total	Change since previous quarter
Quarter ending June 2016	2,753	
Quarter ending September 2016	2,936	↑
Quarter ending December 2016	3,392	↑
Quarter ending March 2017	3,412	→
Quarter ending June 2017	3,448	→
Variance since June 2016	25.2%	↑



ACTIVITY



Month	Adjusted Scheduled Activity (UDA)	
	2017	2018
April	694	424
May	875	1,277
June	1,402	2,036
July	2,351	
August	3,066	
September	4,014	
October	4,779	
November	5,598	
December	6,294	
January	6,928	
February	7,575	
March	8,315	
April	8,421	
May	8,421	
June	8,425	

QUALITY

	Quantity	Base Number	Contract	LHB	Wales
% of FP17s for the same patient ID Re-attending within 3 months - Children	15	245	6.1%	8.2%	11.2%
% of FP17s for the same patient ID Re-attending within 3 months - Adults	123	1,025	12.0%	13.8%	16.4%
% of FP17s for the same patient ID Re-attending between 3 & 9 months - Children	138	245	56.3%	53.5%	58.1%
% of FP17s for the same patient ID Re-attending between 3 & 9 months - Adults	668	1,025	65.2%	51.8%	54.8%
% of FP17s for Band 1 Urgent Courses	112	1,208	9.3%	9.6%	9.2%
% of FP17s Relating to Free Repair or Replacements	0	1,208	0.0%	0.5%	0.8%
% of FP17s Relating to Continuations	5	1,208	0.4%	1.2%	0.9%
% of Patients satisfied with the dentistry they have received	78	84	92.9%	91.2%	92.1%
% of Patients satisfied with the time they had to wait for an appointment	74	84	88.1%	86.0%	87.5%

* This is based on patients treated on this contract for their most recent course of treatment. Figures in italics indicate the base number of FP17s or Patient Questionnaire responses are less than 100. N/A is shown where the base number of responses is less than 10 during the period. % is calculated as Quantity/Base number*100

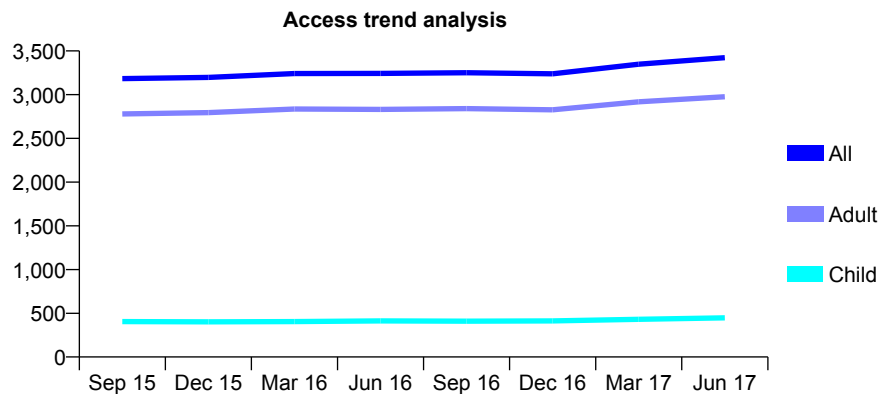
7A7 - Vital Signs At a Glance Contract Report for 126896/0001 - June 2017

Name or company name	H Sobhani & P Dusza/Llanidloes Dental Pr
Contract type name	GDS Contract
Purpose of contract	General
Contract start date	01/01/2009
Contract end date	

17/18 Contracted general activity (UDA)	15,000
Carry forward general activity (UDA)	0
17/18 Contracted orthodontic activity (UOA)	0
Carry forward orthodontic activity (UOA)	0
Baseline contract value	£432,829.60

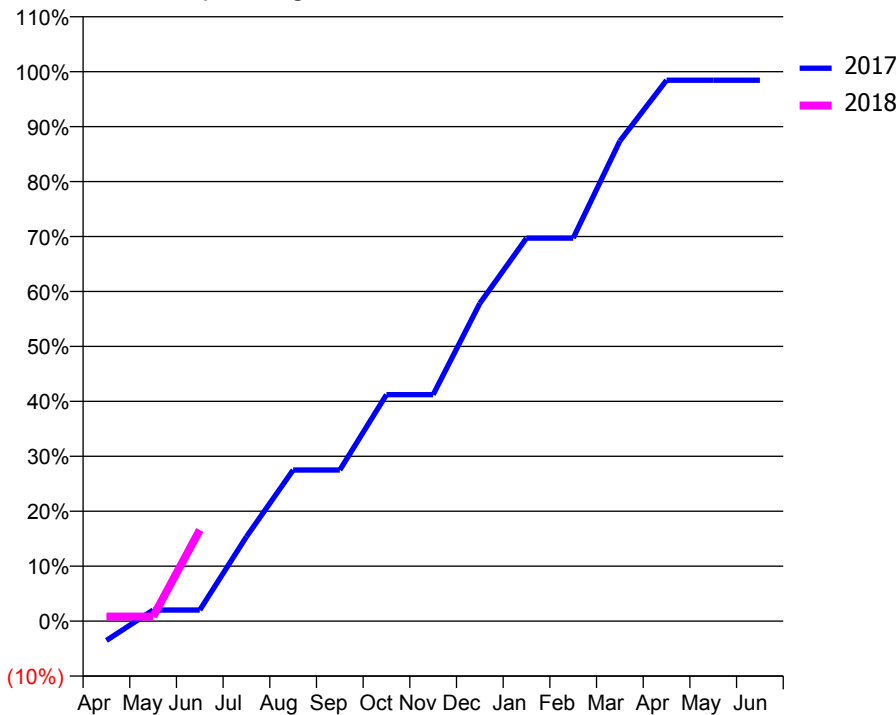
ACCESS*

Patients seen in 24 months	Total	Change since previous quarter
Quarter ending June 2016	3,243	
Quarter ending September 2016	3,251	→
Quarter ending December 2016	3,238	→
Quarter ending March 2017	3,349	↑
Quarter ending June 2017	3,423	↑
Variance since June 2016	5.6%	↑



ACTIVITY

Cumulative percentage of contracted UDA delivered 2017 & 2018



Month	Adjusted Scheduled Activity (UDA)	
	2017	2018
April	-528	125
May	304	125
June	304	2,487
July	2,305	
August	4,126	
September	4,126	
October	6,181	
November	6,181	
December	8,676	
January	10,456	
February	10,456	
March	13,105	
April	14,767	
May	14,767	
June	14,767	

QUALITY

	Quantity	Base Number	Contract	LHB	Wales
% of FP17s for the same patient ID Re-attending within 3 months - Children	7	192	3.6%	8.2%	11.2%
% of FP17s for the same patient ID Re-attending within 3 months - Adults	113	1,272	8.9%	13.8%	16.4%
% of FP17s for the same patient ID Re-attending between 3 & 9 months - Children	97	192	50.5%	53.5%	58.1%
% of FP17s for the same patient ID Re-attending between 3 & 9 months - Adults	765	1,272	60.1%	51.8%	54.8%
% of FP17s for Band 1 Urgent Courses	67	914	7.3%	9.6%	9.2%
% of FP17s Relating to Free Repair or Replacements	3	914	0.3%	0.5%	0.8%
% of FP17s Relating to Continuations	2	914	0.2%	1.2%	0.9%
% of Patients satisfied with the dentistry they have received	38	41	92.7%	91.2%	92.1%
% of Patients satisfied with the time they had to wait for an appointment	37	41	90.2%	86.0%	87.5%

* This is based on patients treated on this contract for their most recent course of treatment. Figures in italics indicate the base number of FP17s or Patient Questionnaire responses are less than 100. N/A is shown where the base number of responses is less than 10 during the period. % is calculated as Quantity/Base number*100

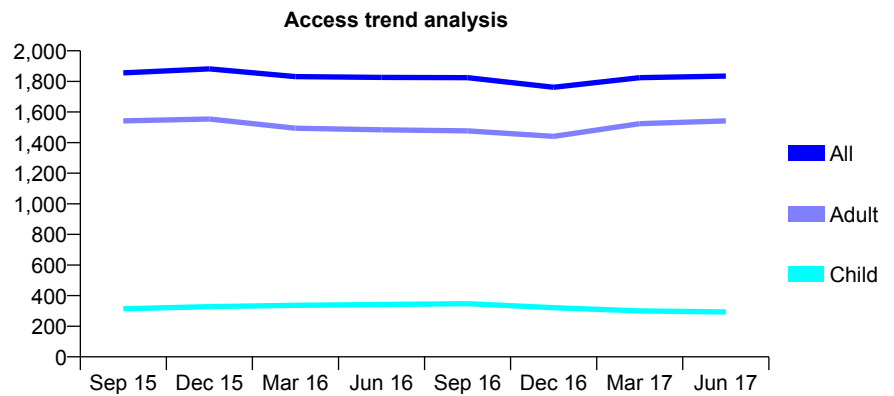
7A7 - Vital Signs At a Glance Contract Report for 128287/0001 - June 2017

Name or company name	AGS & P Powell-Main
Contract type name	GDS Contract
Purpose of contract	General
Contract start date	01/11/2006
Contract end date	

17/18 Contracted general activity (UDA)	6,672
Carry forward general activity (UDA)	0
17/18 Contracted orthodontic activity (UOA)	0
Carry forward orthodontic activity (UOA)	0
Baseline contract value	£172,290.52

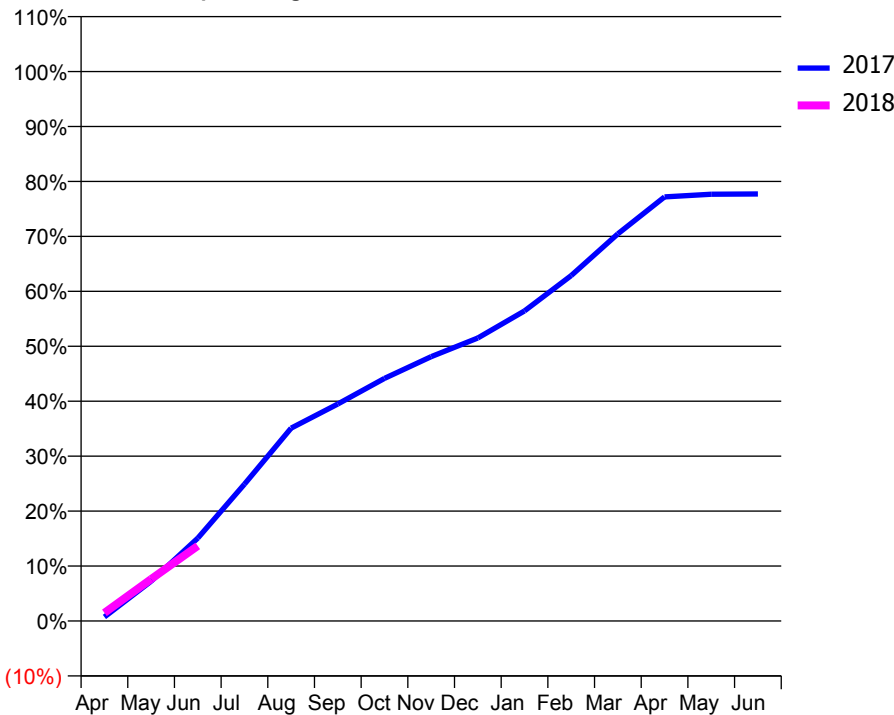
ACCESS*

Patients seen in 24 months	Total	Change since previous quarter
Quarter ending June 2016	1,826	
Quarter ending September 2016	1,824	→
Quarter ending December 2016	1,762	↓
Quarter ending March 2017	1,824	↑
Quarter ending June 2017	1,835	→
Variance since June 2016	0.5%	→



ACTIVITY

Cumulative percentage of contracted UDA delivered 2017 & 2018



Month	Adjusted Scheduled Activity (UDA)	
	2017	2018
April	49	99
May	484	509
June	1,006	912
July	1,662	
August	2,342	
September	2,636	
October	2,945	
November	3,210	
December	3,437	
January	3,765	
February	4,194	
March	4,700	
April	5,150	
May	5,182	
June	5,185	

QUALITY

	Quantity	Base Number	Contract	LHB	Wales
% of FP17s for the same patient ID Re-attending within 3 months - Children	11	107	10.3%	8.2%	11.2%
% of FP17s for the same patient ID Re-attending within 3 months - Adults	66	540	12.2%	13.8%	16.4%
% of FP17s for the same patient ID Re-attending between 3 & 9 months - Children	50	107	46.7%	53.5%	58.1%
% of FP17s for the same patient ID Re-attending between 3 & 9 months - Adults	222	540	41.1%	51.8%	54.8%
% of FP17s for Band 1 Urgent Courses	56	456	12.3%	9.6%	9.2%
% of FP17s Relating to Free Repair or Replacements	4	456	0.9%	0.5%	0.8%
% of FP17s Relating to Continuations	1	456	0.2%	1.2%	0.9%
% of Patients satisfied with the dentistry they have received	52	56	92.9%	91.2%	92.1%
% of Patients satisfied with the time they had to wait for an appointment	49	56	87.5%	86.0%	87.5%

* This is based on patients treated on this contract for their most recent course of treatment. Figures in italics indicate the base number of FP17s or Patient Questionnaire responses are less than 100. N/A is shown where the base number of responses is less than 10 during the period. % is calculated as Quantity/Base number*100

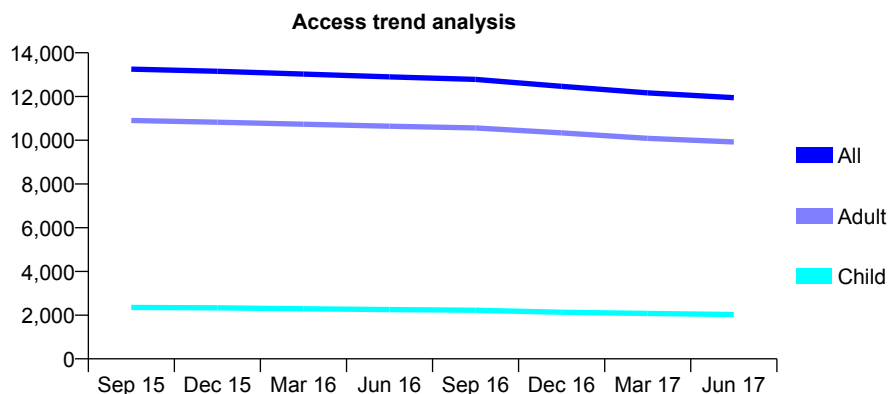
7A7 - Vital Signs At a Glance Contract Report for 131431/0001 - June 2017

Name or company name	Severn Street Dental Practice
Contract type name	GDS Contract
Purpose of contract	General
Contract start date	01/04/2006
Contract end date	

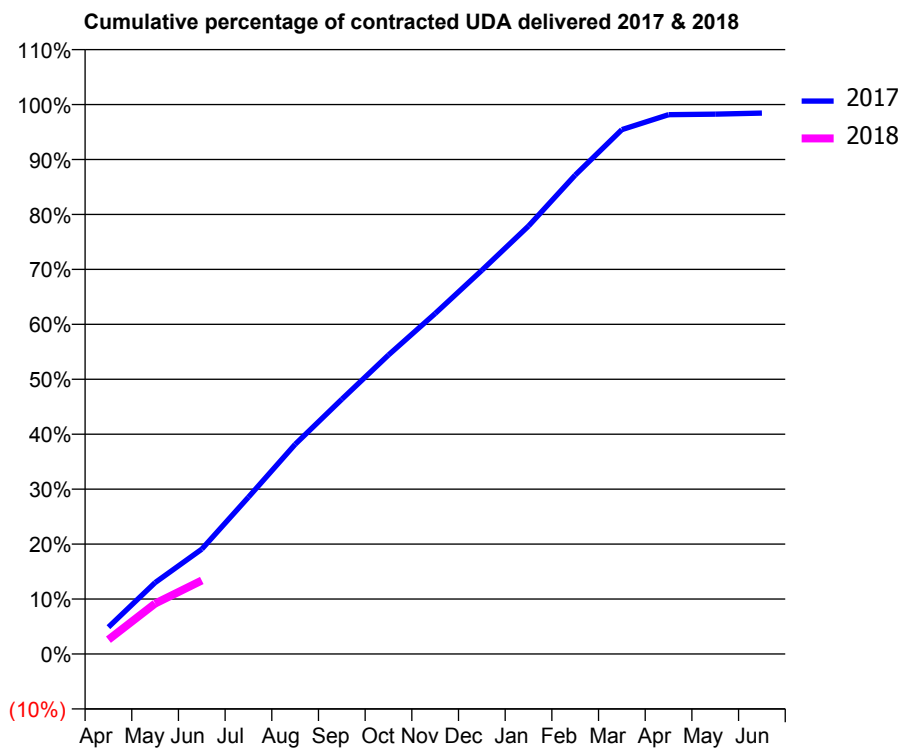
17/18 Contracted general activity (UDA)	40,407
Carry forward general activity (UDA)	0
17/18 Contracted orthodontic activity (UOA)	0
Carry forward orthodontic activity (UOA)	0
Baseline contract value	£1,039,774.20

ACCESS*

Patients seen in 24 months	Total	Change since previous quarter
Quarter ending June 2016	12,901	
Quarter ending September 2016	12,781	→
Quarter ending December 2016	12,468	↓
Quarter ending March 2017	12,167	↓
Quarter ending June 2017	11,950	↓
Variance since June 2016	(7.4%)	↓



ACTIVITY



Month	Adjusted Scheduled Activity (UDA)	
	2017	2018
April	1,688	1,051
May	4,485	3,709
June	6,589	5,413
July	9,848	
August	13,164	
September	15,998	
October	18,781	
November	21,379	
December	24,099	
January	26,876	
February	30,071	
March	32,929	
April	33,870	
May	33,901	
June	33,972	

QUALITY

	Quantity	Base Number	Contract	LHB	Wales
% of FP17s for the same patient ID Re-attending within 3 months - Children	38	559	6.8%	8.2%	11.2%
% of FP17s for the same patient ID Re-attending within 3 months - Adults	474	2,640	18.0%	13.8%	16.4%
% of FP17s for the same patient ID Re-attending between 3 & 9 months - Children	293	559	52.4%	53.5%	58.1%
% of FP17s for the same patient ID Re-attending between 3 & 9 months - Adults	1,231	2,640	46.6%	51.8%	54.8%
% of FP17s for Band 1 Urgent Courses	423	2,761	15.3%	9.6%	9.2%
% of FP17s Relating to Free Repair or Replacements	25	2,761	0.9%	0.5%	0.8%
% of FP17s Relating to Continuations	25	2,761	0.9%	1.2%	0.9%
% of Patients satisfied with the dentistry they have received	313	346	90.5%	91.2%	92.1%
% of Patients satisfied with the time they had to wait for an appointment	294	346	85.0%	86.0%	87.5%

* This is based on patients treated on this contract for their most recent course of treatment. Figures in italics indicate the base number of FP17s or Patient Questionnaire responses are less than 100. N/A is shown where the base number of responses is less than 10 during the period. % is calculated as Quantity/Base number*100

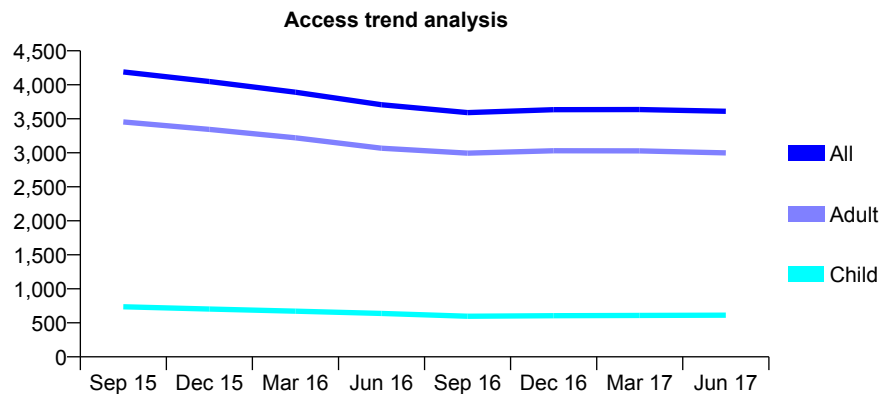
7A7 - Vital Signs At a Glance Contract Report for 140961/0001 - June 2017

Name or company name	Integrated Dental Holdings
Contract type name	GDS Contract
Purpose of contract	General
Contract start date	01/09/2008
Contract end date	

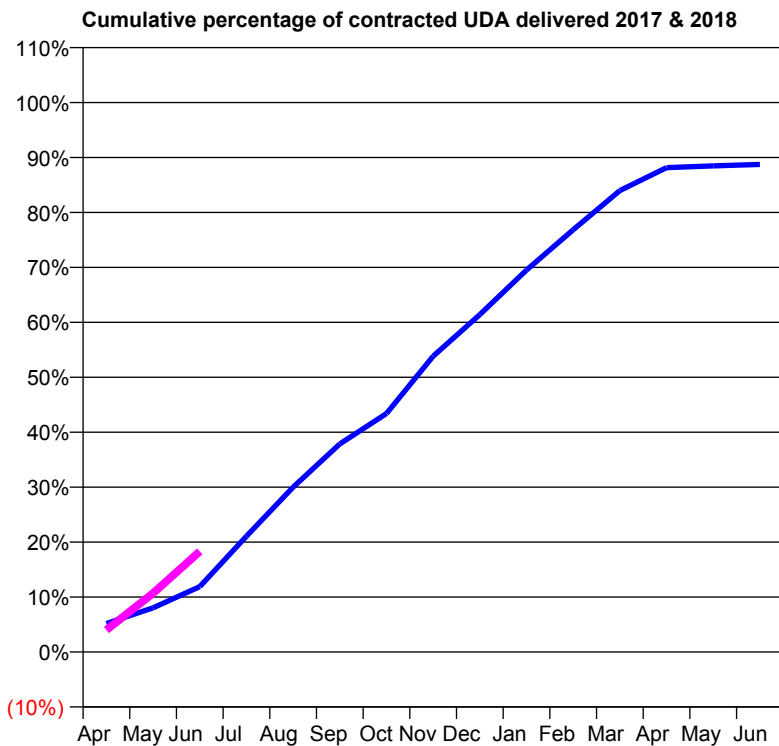
17/18 Contracted general activity (UDA)	12,000
Carry forward general activity (UDA)	0
17/18 Contracted orthodontic activity (UOA)	0
Carry forward orthodontic activity (UOA)	0
Baseline contract value	£304,915.16

ACCESS*

Patients seen in 24 months	Total	Change since previous quarter
Quarter ending June 2016	3,706	
Quarter ending September 2016	3,592	↓
Quarter ending December 2016	3,635	→
Quarter ending March 2017	3,636	→
Quarter ending June 2017	3,611	→
Variance since June 2016	(2.6%)	↓



ACTIVITY



Month	Adjusted Scheduled Activity (UDA)	
	2017	2018
April	622	481
May	965	1,285
June	1,429	2,196
July	2,528	
August	3,601	
September	4,544	
October	5,209	
November	6,459	
December	7,369	
January	8,342	
February	9,221	
March	10,077	
April	10,577	
May	10,616	
June	10,649	

QUALITY

	Quantity	Base Number	Contract	LHB	Wales
% of FP17s for the same patient ID Re-attending within 3 months - Children	9	191	4.7%	8.2%	11.2%
% of FP17s for the same patient ID Re-attending within 3 months - Adults	136	1,037	13.1%	13.8%	16.4%
% of FP17s for the same patient ID Re-attending between 3 & 9 months - Children	111	191	58.1%	53.5%	58.1%
% of FP17s for the same patient ID Re-attending between 3 & 9 months - Adults	544	1,037	52.5%	51.8%	54.8%
% of FP17s for Band 1 Urgent Courses	66	1,011	6.5%	9.6%	9.2%
% of FP17s Relating to Free Repair or Replacements	5	1,011	0.5%	0.5%	0.8%
% of FP17s Relating to Continuations	24	1,011	2.4%	1.2%	0.9%
% of Patients satisfied with the dentistry they have received	57	66	86.4%	91.2%	92.1%
% of Patients satisfied with the time they had to wait for an appointment	49	66	74.2%	86.0%	87.5%

* This is based on patients treated on this contract for their most recent course of treatment. Figures in italics indicate the base number of FP17s or Patient Questionnaire responses are less than 100. N/A is shown where the base number of responses is less than 10 during the period. % is calculated as Quantity/Base number*100

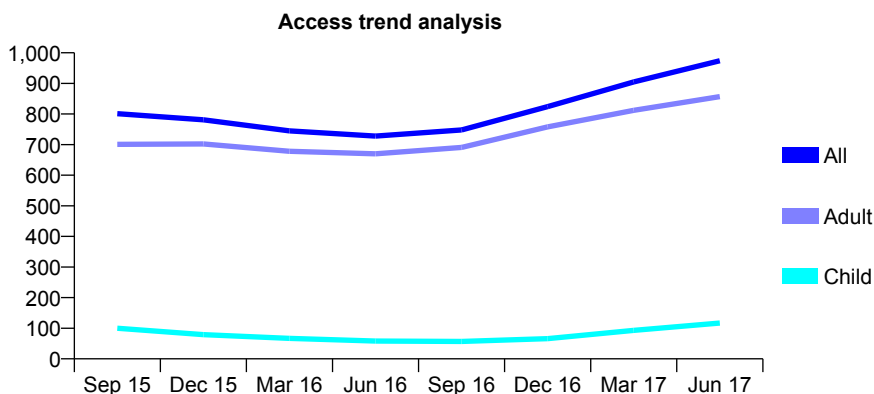
7A7 - Vital Signs At a Glance Contract Report for 154431/0001 - June 2017

Name or company name	Powys Local Health Board
Contract type name	PDS Contract
Purpose of contract	General
Contract start date	01/09/2010
Contract end date	31/08/2020

17/18 Contracted general activity (UDA)	1,600
Carry forward general activity (UDA)	0
17/18 Contracted orthodontic activity (UOA)	0
Carry forward orthodontic activity (UOA)	0
Baseline contract value	£0.00

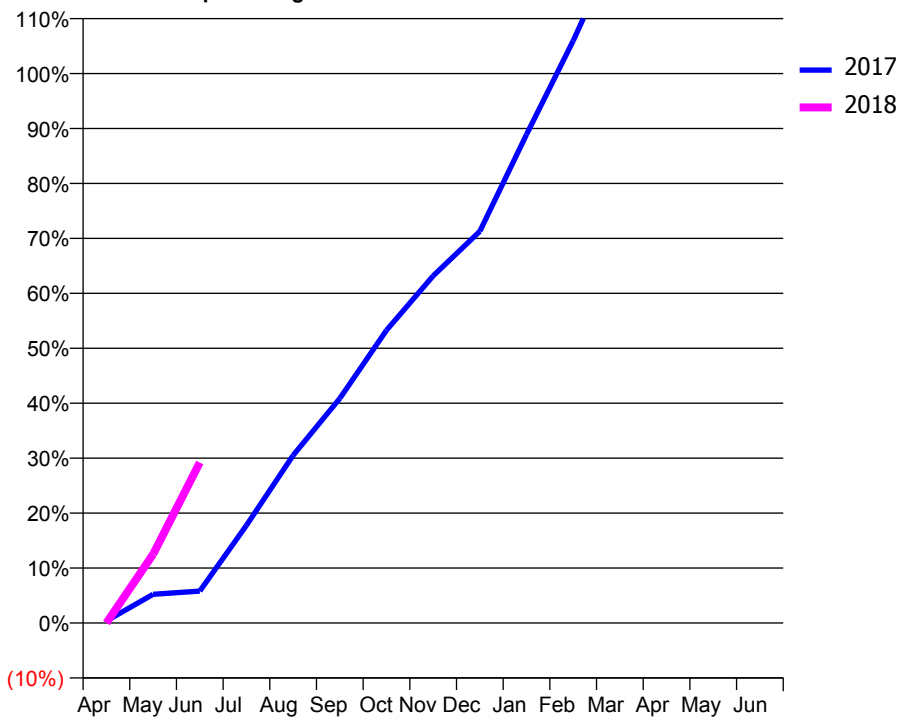
ACCESS*

Patients seen in 24 months	Total	Change since previous quarter
Quarter ending June 2016	728	
Quarter ending September 2016	748	↑
Quarter ending December 2016	824	↑
Quarter ending March 2017	905	↑
Quarter ending June 2017	974	↑
Variance since June 2016	33.8%	↑



ACTIVITY

Cumulative percentage of contracted UDA delivered 2017 & 2018



Adjusted Scheduled Activity (UDA)

Month	2017	2018
April	6	0
May	84	200
June	93	467
July	285	
August	488	
September	654	
October	853	
November	1,011	
December	1,140	
January	1,422	
February	1,695	
March	1,991	
April	2,077	
May	2,225	
June	2,250	

QUALITY

	Quantity	Base Number	Contract	LHB	Wales
% of FP17s for the same patient ID Re-attending within 3 months - Children	1	53	1.9%	8.2%	11.2%
% of FP17s for the same patient ID Re-attending within 3 months - Adults	34	238	14.3%	13.8%	16.4%
% of FP17s for the same patient ID Re-attending between 3 & 9 months - Children	4	53	7.5%	53.5%	58.1%
% of FP17s for the same patient ID Re-attending between 3 & 9 months - Adults	38	238	16.0%	51.8%	54.8%
% of FP17s for Band 1 Urgent Courses	57	192	29.7%	9.6%	9.2%
% of FP17s Relating to Free Repair or Replacements	1	192	0.5%	0.5%	0.8%
% of FP17s Relating to Continuations	0	192	0.0%	1.2%	0.9%
% of Patients satisfied with the dentistry they have received	18	18	100.0%	91.2%	92.1%
% of Patients satisfied with the time they had to wait for an appointment	16	18	88.9%	86.0%	87.5%

* This is based on patients treated on this contract for their most recent course of treatment. Figures in italics indicate the base number of FP17s or Patient Questionnaire responses are less than 100. N/A is shown where the base number of responses is less than 10 during the period. % is calculated as Quantity/Base number*100

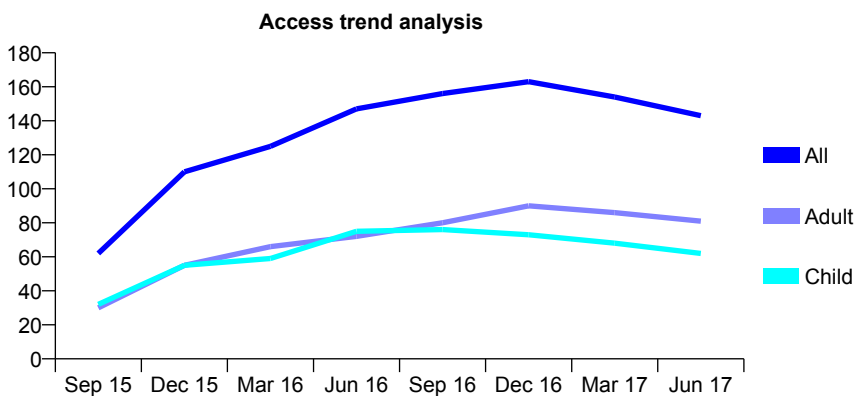
7A7 - Vital Signs At a Glance Contract Report for 154431/0002 - June 2017

Name or company name	Powys Local Health Board
Contract type name	PDS Contract
Purpose of contract	General
Contract start date	01/08/2011
Contract end date	31/07/2021

17/18 Contracted general activity (UDA)	350
Carry forward general activity (UDA)	0
17/18 Contracted orthodontic activity (UOA)	0
Carry forward orthodontic activity (UOA)	0
Baseline contract value	£0.00

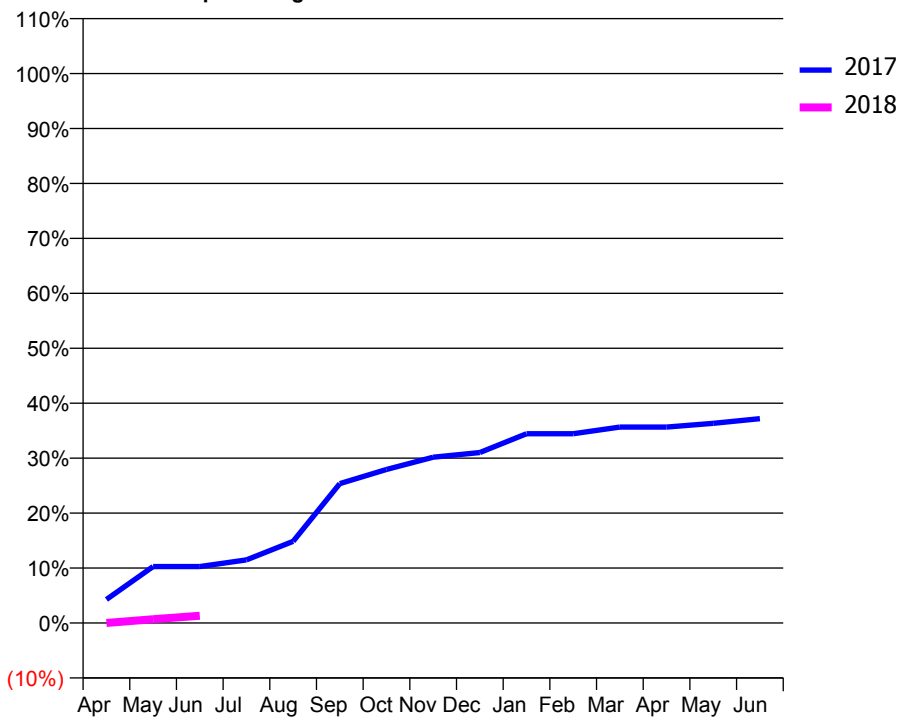
ACCESS*

Patients seen in 24 months	Total	Change since previous quarter
Quarter ending June 2016	147	
Quarter ending September 2016	156	↑
Quarter ending December 2016	163	↑
Quarter ending March 2017	154	↓
Quarter ending June 2017	143	↓
Variance since June 2016	(2.7%)	↓



ACTIVITY

Cumulative percentage of contracted UDA delivered 2017 & 2018



Adjusted Scheduled Activity (UDA)

Month	2017	2018
April	15	0
May	36	2
June	36	5
July	40	
August	52	
September	89	
October	98	
November	106	
December	109	
January	121	
February	121	
March	125	
April	125	
May	127	
June	130	

QUALITY

	Quantity	Base Number	Contract	LHB	Wales
% of FP17s for the same patient ID Re-attending within 3 months - Children	0	0	N/A	8.2%	11.2%
% of FP17s for the same patient ID Re-attending within 3 months - Adults	0	7	0.0%	13.8%	16.4%
% of FP17s for the same patient ID Re-attending between 3 & 9 months - Children	0	0	N/A	53.5%	58.1%
% of FP17s for the same patient ID Re-attending between 3 & 9 months - Adults	0	7	0.0%	51.8%	54.8%
% of FP17s for Band 1 Urgent Courses	3	4	75.0%	9.6%	9.2%
% of FP17s Relating to Free Repair or Replacements	0	4	0.0%	0.5%	0.8%
% of FP17s Relating to Continuations	0	4	0.0%	1.2%	0.9%
% of Patients satisfied with the dentistry they have received	1	1	N/A	91.2%	92.1%
% of Patients satisfied with the time they had to wait for an appointment	1	1	N/A	86.0%	87.5%

* This is based on patients treated on this contract for their most recent course of treatment. Figures in italics indicate the base number of FP17s or Patient Questionnaire responses are less than 100. N/A is shown where the base number of responses is less than 10 during the period. % is calculated as Quantity/Base number*100

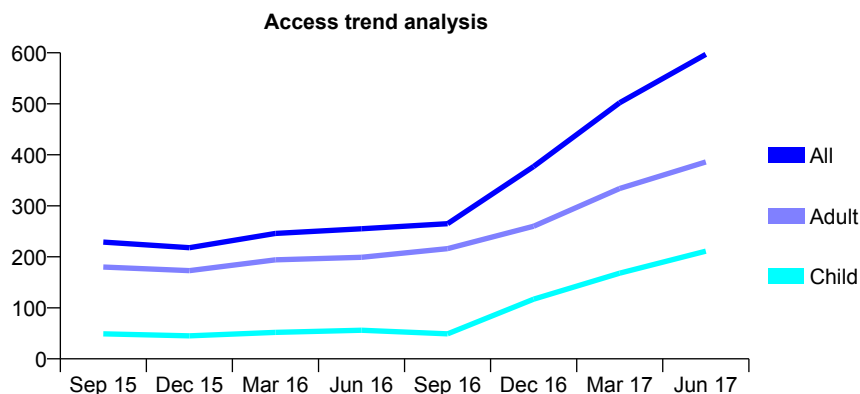
7A7 - Vital Signs At a Glance Contract Report for 154431/0003 - June 2017

Name or company name	Powys Local Health Board
Contract type name	PDS Contract
Purpose of contract	General
Contract start date	01/08/2011
Contract end date	31/07/2021

17/18 Contracted general activity (UDA)	700
Carry forward general activity (UDA)	0
17/18 Contracted orthodontic activity (UOA)	0
Carry forward orthodontic activity (UOA)	0
Baseline contract value	£0.00

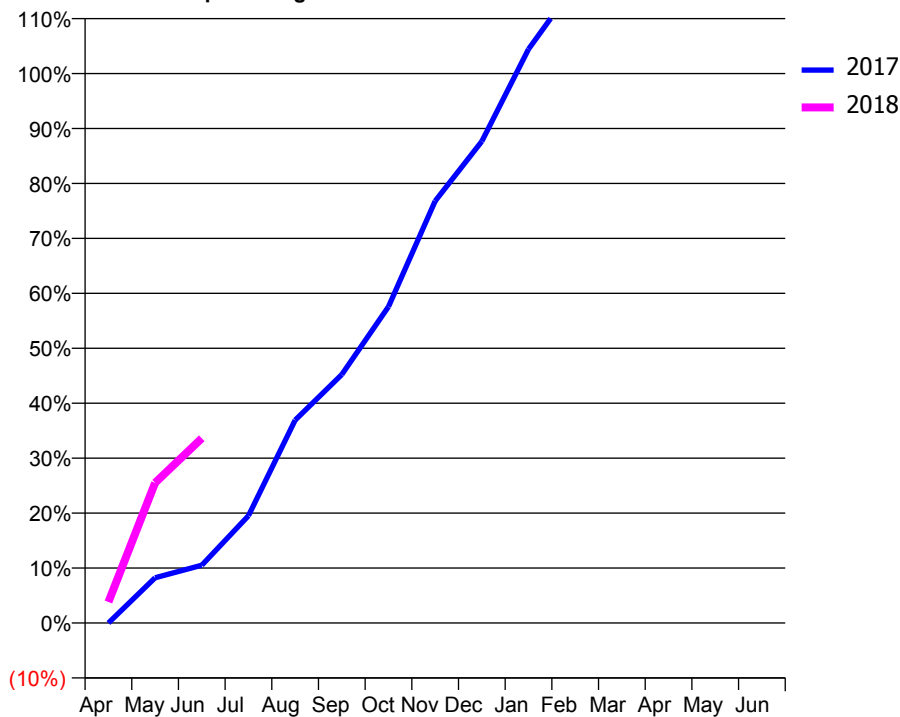
ACCESS*

Patients seen in 24 months	Total	Change since previous quarter
Quarter ending June 2016	255	
Quarter ending September 2016	265	↑
Quarter ending December 2016	377	↑
Quarter ending March 2017	502	↑
Quarter ending June 2017	597	↑
Variance since June 2016	134.1%	↑



ACTIVITY

Cumulative percentage of contracted UDA delivered 2017 & 2018



Month	Adjusted Scheduled Activity (UDA)	
	2017	2018
April	0	27
May	58	179
June	74	235
July	137	
August	258	
September	317	
October	403	
November	538	
December	614	
January	731	
February	813	
March	1,116	
April	1,199	
May	1,220	
June	1,217	

QUALITY

	Quantity	Base Number	Contract	LHB	Wales
% of FP17s for the same patient ID Re-attending within 3 months - Children	6	71	8.5%	8.2%	11.2%
% of FP17s for the same patient ID Re-attending within 3 months - Adults	12	104	11.5%	13.8%	16.4%
% of FP17s for the same patient ID Re-attending between 3 & 9 months - Children	10	71	14.1%	53.5%	58.1%
% of FP17s for the same patient ID Re-attending between 3 & 9 months - Adults	13	104	12.5%	51.8%	54.8%
% of FP17s for Band 1 Urgent Courses	37	127	29.1%	9.6%	9.2%
% of FP17s Relating to Free Repair or Replacements	0	127	0.0%	0.5%	0.8%
% of FP17s Relating to Continuations	0	127	0.0%	1.2%	0.9%
% of Patients satisfied with the dentistry they have received	5	5	N/A	91.2%	92.1%
% of Patients satisfied with the time they had to wait for an appointment	4	5	N/A	86.0%	87.5%

* This is based on patients treated on this contract for their most recent course of treatment. Figures in italics indicate the base number of FP17s or Patient Questionnaire responses are less than 100. N/A is shown where the base number of responses is less than 10 during the period. % is calculated as Quantity/Base number*100

7A7 - Vital Signs At a Glance Contract Report for 154431/0004 - June 2017

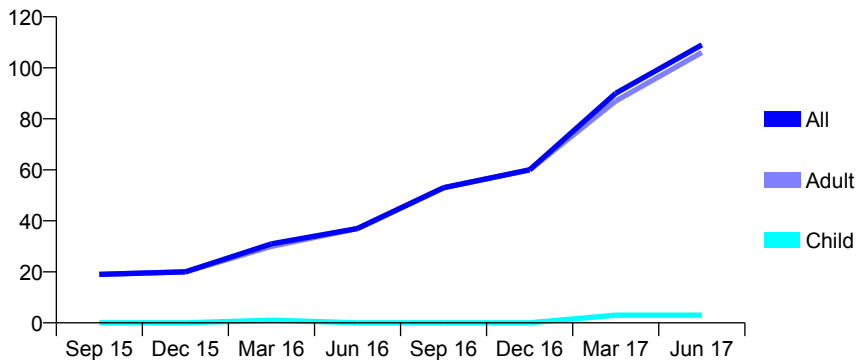
Name or company name	Powys Local Health Board
Contract type name	GDS Contract
Purpose of contract	General
Contract start date	24/10/2011
Contract end date	

17/18 Contracted general activity (UDA)	100
Carry forward general activity (UDA)	0
17/18 Contracted orthodontic activity (UOA)	0
Carry forward orthodontic activity (UOA)	0
Baseline contract value	£0.00

ACCESS*

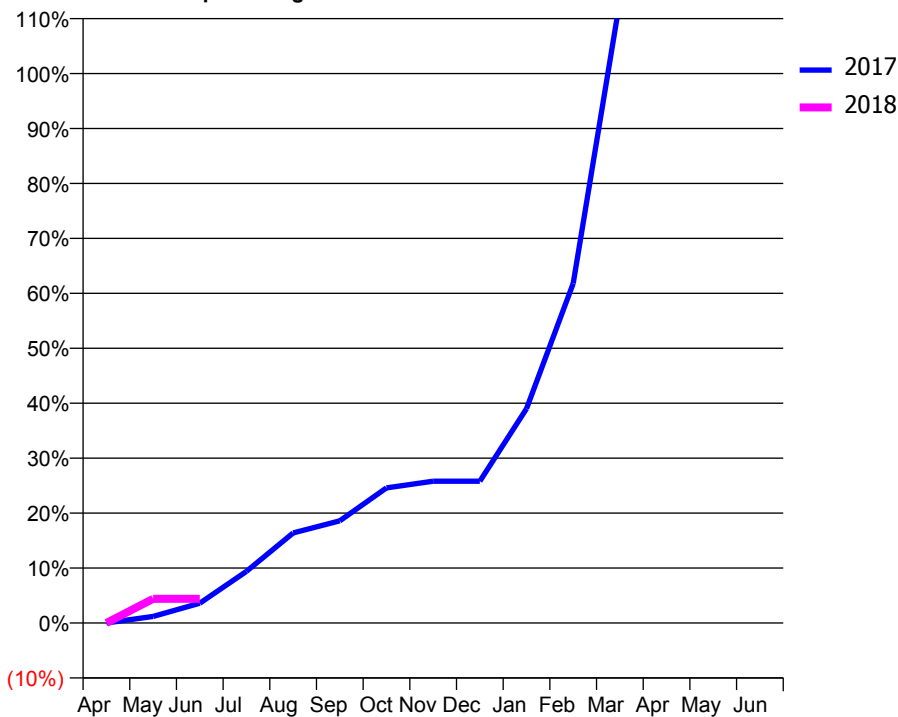
Patients seen in 24 months	Total	Change since previous quarter
Quarter ending June 2016	37	
Quarter ending September 2016	53	↑
Quarter ending December 2016	60	↑
Quarter ending March 2017	90	↑
Quarter ending June 2017	109	↑
Variance since June 2016	194.6%	↑

Access trend analysis



ACTIVITY

Cumulative percentage of contracted UDA delivered 2017 & 2018



Adjusted Scheduled Activity (UDA)

Month	2017	2018
April	0	0
May	1	4
June	4	4
July	9	
August	16	
September	19	
October	25	
November	26	
December	26	
January	39	
February	62	
March	113	
April	114	
May	145	
June	151	

QUALITY

	Quantity	Base Number	Contract	LHB	Wales
% of FP17s for the same patient ID Re-attending within 3 months - Children	0	0	N/A	8.2%	11.2%
% of FP17s for the same patient ID Re-attending within 3 months - Adults	0	19	0.0%	13.8%	16.4%
% of FP17s for the same patient ID Re-attending between 3 & 9 months - Children	0	0	N/A	53.5%	58.1%
% of FP17s for the same patient ID Re-attending between 3 & 9 months - Adults	0	19	0.0%	51.8%	54.8%
% of FP17s for Band 1 Urgent Courses	2	4	50.0%	9.6%	9.2%
% of FP17s Relating to Free Repair or Replacements	0	4	0.0%	0.5%	0.8%
% of FP17s Relating to Continuations	0	4	0.0%	1.2%	0.9%
% of Patients satisfied with the dentistry they have received	1	1	N/A	91.2%	92.1%
% of Patients satisfied with the time they had to wait for an appointment	0	1	N/A	86.0%	87.5%

* This is based on patients treated on this contract for their most recent course of treatment. Figures in italics indicate the base number of FP17s or Patient Questionnaire responses are less than 100. N/A is shown where the base number of responses is less than 10 during the period. % is calculated as Quantity/Base number*100

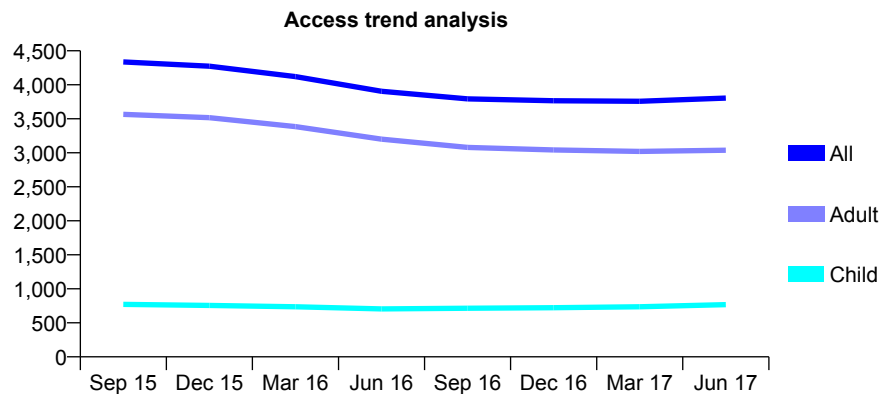
7A7 - Vital Signs At a Glance Contract Report for 158194/0003 - June 2017

Name or company name	Denticare Ltd
Contract type name	GDS Contract
Purpose of contract	General
Contract start date	01/04/2006
Contract end date	

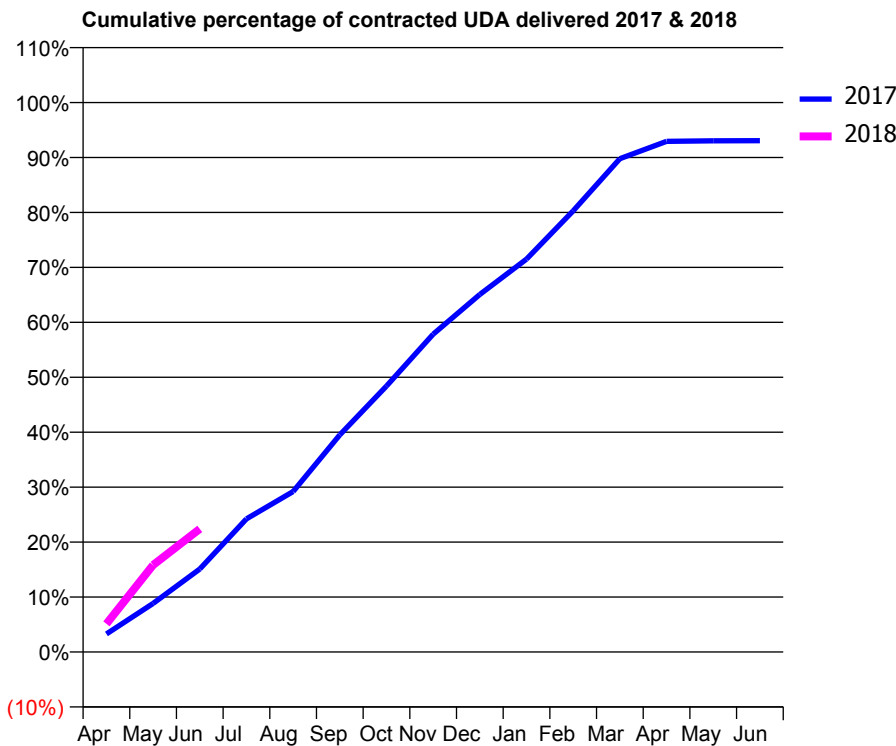
17/18 Contracted general activity (UDA)	12,000
Carry forward general activity (UDA)	0
17/18 Contracted orthodontic activity (UOA)	0
Carry forward orthodontic activity (UOA)	0
Baseline contract value	£304,878.10

ACCESS*

Patients seen in 24 months	Total	Change since previous quarter
Quarter ending June 2016	3,905	
Quarter ending September 2016	3,794	↓
Quarter ending December 2016	3,766	→
Quarter ending March 2017	3,757	→
Quarter ending June 2017	3,805	→
Variance since June 2016	(2.6%)	↓



ACTIVITY



Month	Adjusted Scheduled Activity (UDA)	
	2017	2018
April	395	616
May	1,060	1,900
June	1,811	2,688
July	2,907	
August	3,503	
September	4,741	
October	5,809	
November	6,941	
December	7,810	
January	8,581	
February	9,635	
March	10,774	
April	11,152	
May	11,165	
June	11,166	

QUALITY

	Quantity	Base Number	Contract	LHB	Wales
% of FP17s for the same patient ID Re-attending within 3 months - Children	17	332	5.1%	8.2%	11.2%
% of FP17s for the same patient ID Re-attending within 3 months - Adults	137	1,168	11.7%	13.8%	16.4%
% of FP17s for the same patient ID Re-attending between 3 & 9 months - Children	207	332	62.3%	53.5%	58.1%
% of FP17s for the same patient ID Re-attending between 3 & 9 months - Adults	607	1,168	52.0%	51.8%	54.8%
% of FP17s for Band 1 Urgent Courses	71	1,326	5.4%	9.6%	9.2%
% of FP17s Relating to Free Repair or Replacements	3	1,326	0.2%	0.5%	0.8%
% of FP17s Relating to Continuations	20	1,326	1.5%	1.2%	0.9%
% of Patients satisfied with the dentistry they have received	68	74	91.9%	91.2%	92.1%
% of Patients satisfied with the time they had to wait for an appointment	61	74	82.4%	86.0%	87.5%

* This is based on patients treated on this contract for their most recent course of treatment. Figures in italics indicate the base number of FP17s or Patient Questionnaire responses are less than 100. N/A is shown where the base number of responses is less than 10 during the period. % is calculated as Quantity/Base number*100

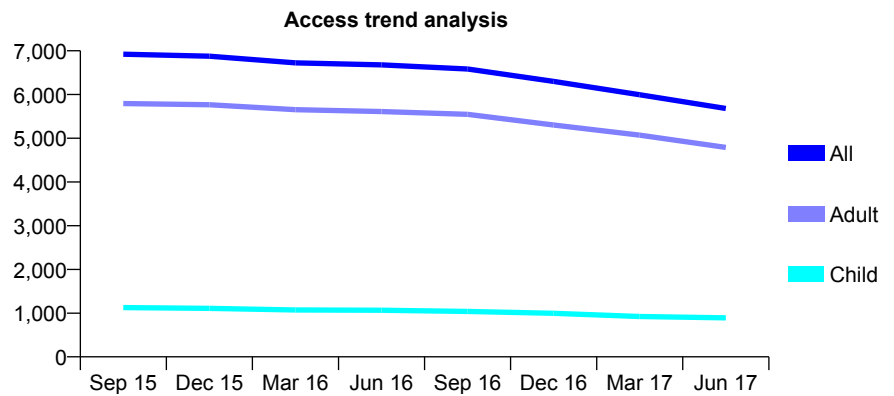
7A7 - Vital Signs At a Glance Contract Report for 158194/0004 - June 2017

Name or company name	Denticare Ltd
Contract type name	GDS Contract
Purpose of contract	General
Contract start date	01/04/2006
Contract end date	

17/18 Contracted general activity (UDA)	17,500
Carry forward general activity (UDA)	0
17/18 Contracted orthodontic activity (UOA)	0
Carry forward orthodontic activity (UOA)	0
Baseline contract value	£444,618.72

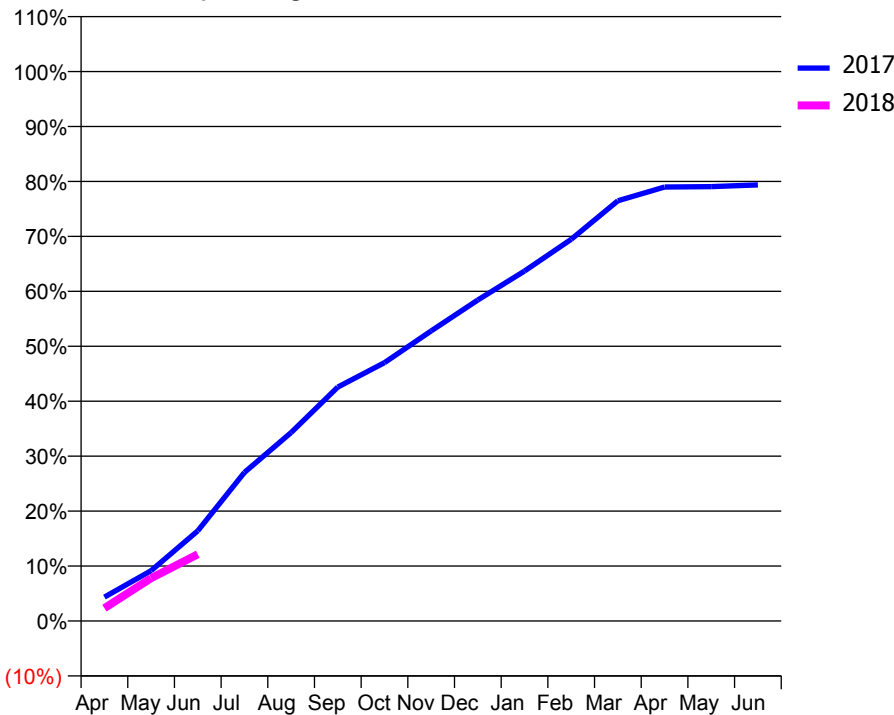
ACCESS*

Patients seen in 24 months	Total	Change since previous quarter
Quarter ending June 2016	6,677	
Quarter ending September 2016	6,585	↓
Quarter ending December 2016	6,300	↓
Quarter ending March 2017	5,994	↓
Quarter ending June 2017	5,680	↓
Variance since June 2016	(14.9%)	↓



ACTIVITY

Cumulative percentage of contracted UDA delivered 2017 & 2018



Month	Adjusted Scheduled Activity (UDA)	
	2017	2018
April	761	410
May	1,605	1,364
June	2,874	2,126
July	4,732	
August	6,003	
September	7,450	
October	8,227	
November	9,237	
December	10,224	
January	11,145	
February	12,156	
March	13,382	
April	13,822	
May	13,833	
June	13,887	

QUALITY

	Quantity	Base Number	Contract	LHB	Wales
% of FP17s for the same patient ID Re-attending within 3 months - Children	6	201	3.0%	8.2%	11.2%
% of FP17s for the same patient ID Re-attending within 3 months - Adults	83	1,051	7.9%	13.8%	16.4%
% of FP17s for the same patient ID Re-attending between 3 & 9 months - Children	67	201	33.3%	53.5%	58.1%
% of FP17s for the same patient ID Re-attending between 3 & 9 months - Adults	384	1,051	36.5%	51.8%	54.8%
% of FP17s for Band 1 Urgent Courses	26	1,037	2.5%	9.6%	9.2%
% of FP17s Relating to Free Repair or Replacements	5	1,037	0.5%	0.5%	0.8%
% of FP17s Relating to Continuations	14	1,037	1.4%	1.2%	0.9%
% of Patients satisfied with the dentistry they have received	75	85	88.2%	91.2%	92.1%
% of Patients satisfied with the time they had to wait for an appointment	65	85	76.5%	86.0%	87.5%

* This is based on patients treated on this contract for their most recent course of treatment. Figures in italics indicate the base number of FP17s or Patient Questionnaire responses are less than 100. N/A is shown where the base number of responses is less than 10 during the period. % is calculated as Quantity/Base number*100

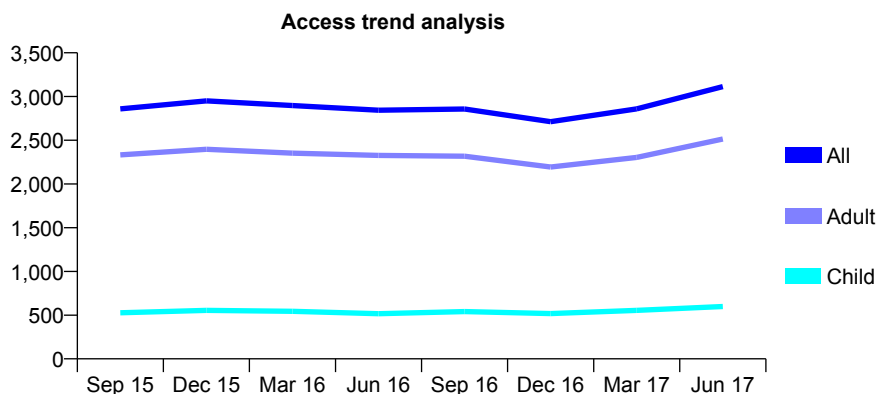
7A7 - Vital Signs At a Glance Contract Report for 158194/0010 - June 2017

Name or company name	Denticare Ltd
Contract type name	GDS Contract
Purpose of contract	General
Contract start date	01/04/2006
Contract end date	

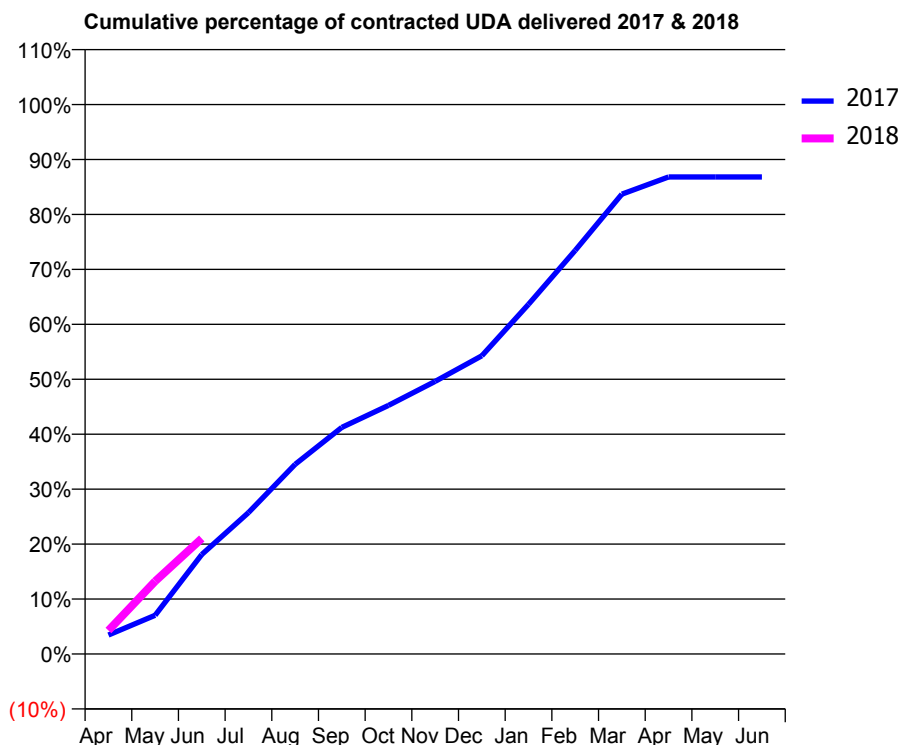
17/18 Contracted general activity (UDA)	9,500
Carry forward general activity (UDA)	0
17/18 Contracted orthodontic activity (UOA)	0
Carry forward orthodontic activity (UOA)	0
Baseline contract value	£241,361.83

ACCESS*

Patients seen in 24 months	Total	Change since previous quarter
Quarter ending June 2016	2,843	
Quarter ending September 2016	2,857	→
Quarter ending December 2016	2,712	↓
Quarter ending March 2017	2,858	↑
Quarter ending June 2017	3,113	↑
Variance since June 2016	9.5%	↑



ACTIVITY



Month	Adjusted Scheduled Activity (UDA)	
	2017	2018
April	329	408
May	671	1,257
June	1,722	1,997
July	2,445	
August	3,279	
September	3,918	
October	4,298	
November	4,713	
December	5,155	
January	6,045	
February	6,978	
March	7,951	
April	8,247	
May	8,247	
June	8,247	

QUALITY

	Quantity	Base Number	Contract	LHB	Wales
% of FP17s for the same patient ID Re-attending within 3 months - Children	9	207	4.3%	8.2%	11.2%
% of FP17s for the same patient ID Re-attending within 3 months - Adults	125	910	13.7%	13.8%	16.4%
% of FP17s for the same patient ID Re-attending between 3 & 9 months - Children	90	207	43.5%	53.5%	58.1%
% of FP17s for the same patient ID Re-attending between 3 & 9 months - Adults	329	910	36.2%	51.8%	54.8%
% of FP17s for Band 1 Urgent Courses	101	951	10.6%	9.6%	9.2%
% of FP17s Relating to Free Repair or Replacements	8	951	0.8%	0.5%	0.8%
% of FP17s Relating to Continuations	17	951	1.8%	1.2%	0.9%
% of Patients satisfied with the dentistry they have received	55	60	91.7%	91.2%	92.1%
% of Patients satisfied with the time they had to wait for an appointment	49	60	81.7%	86.0%	87.5%

* This is based on patients treated on this contract for their most recent course of treatment. Figures in italics indicate the base number of FP17s or Patient Questionnaire responses are less than 100. N/A is shown where the base number of responses is less than 10 during the period. % is calculated as Quantity/Base number*100

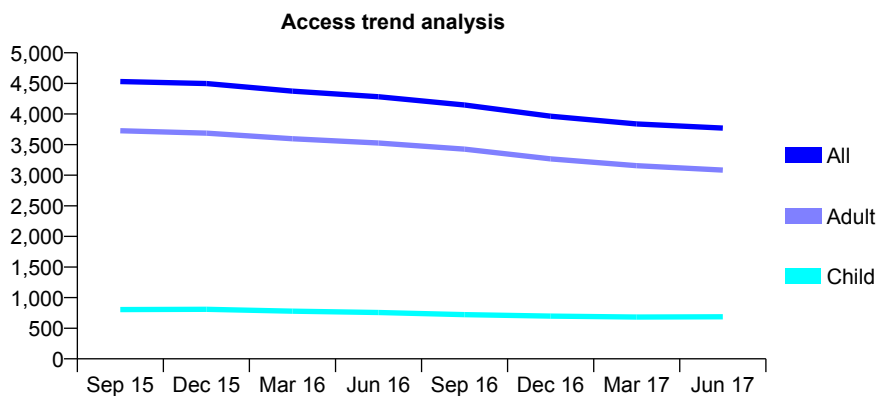
7A7 - Vital Signs At a Glance Contract Report for 158194/0022 - June 2017

Name or company name	Denticare Ltd
Contract type name	GDS Contract
Purpose of contract	General
Contract start date	15/12/2008
Contract end date	

17/18 Contracted general activity (UDA)	12,000
Carry forward general activity (UDA)	0
17/18 Contracted orthodontic activity (UOA)	0
Carry forward orthodontic activity (UOA)	0
Baseline contract value	£304,878.10

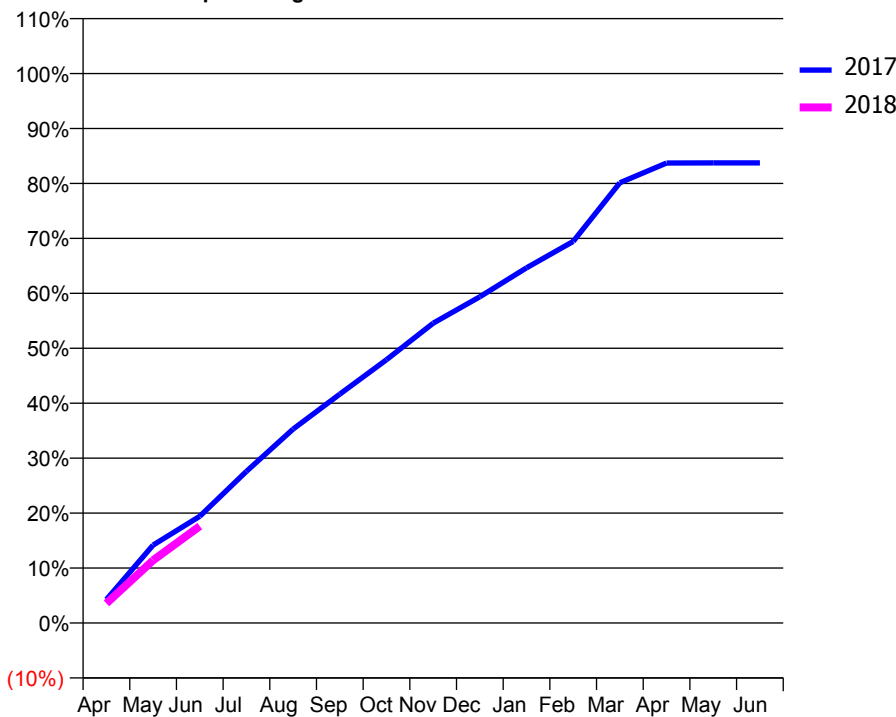
ACCESS*

Patients seen in 24 months	Total	Change since previous quarter
Quarter ending June 2016	4,283	
Quarter ending September 2016	4,148	↓
Quarter ending December 2016	3,964	↓
Quarter ending March 2017	3,838	↓
Quarter ending June 2017	3,771	↓
Variance since June 2016	(12.0%)	↓



ACTIVITY

Cumulative percentage of contracted UDA delivered 2017 & 2018



Adjusted Scheduled Activity (UDA)

Month	2017	2018
April	472	429
May	1,560	1,370
June	2,136	2,117
July	3,037	
August	3,882	
September	4,582	
October	5,270	
November	6,003	
December	6,530	
January	7,109	
February	7,640	
March	8,814	
April	9,209	
May	9,210	
June	9,210	

QUALITY

	Quantity	Base Number	Contract	LHB	Wales
% of FP17s for the same patient ID Re-attending within 3 months - Children	8	221	3.6%	8.2%	11.2%
% of FP17s for the same patient ID Re-attending within 3 months - Adults	107	1,036	10.3%	13.8%	16.4%
% of FP17s for the same patient ID Re-attending between 3 & 9 months - Children	82	221	37.1%	53.5%	58.1%
% of FP17s for the same patient ID Re-attending between 3 & 9 months - Adults	343	1,036	33.1%	51.8%	54.8%
% of FP17s for Band 1 Urgent Courses	65	1,080	6.0%	9.6%	9.2%
% of FP17s Relating to Free Repair or Replacements	5	1,080	0.5%	0.5%	0.8%
% of FP17s Relating to Continuations	24	1,080	2.2%	1.2%	0.9%
% of Patients satisfied with the dentistry they have received	92	101	91.1%	91.2%	92.1%
% of Patients satisfied with the time they had to wait for an appointment	80	101	79.2%	86.0%	87.5%

* This is based on patients treated on this contract for their most recent course of treatment. Figures in italics indicate the base number of FP17s or Patient Questionnaire responses are less than 100. N/A is shown where the base number of responses is less than 10 during the period. % is calculated as Quantity/Base number*100

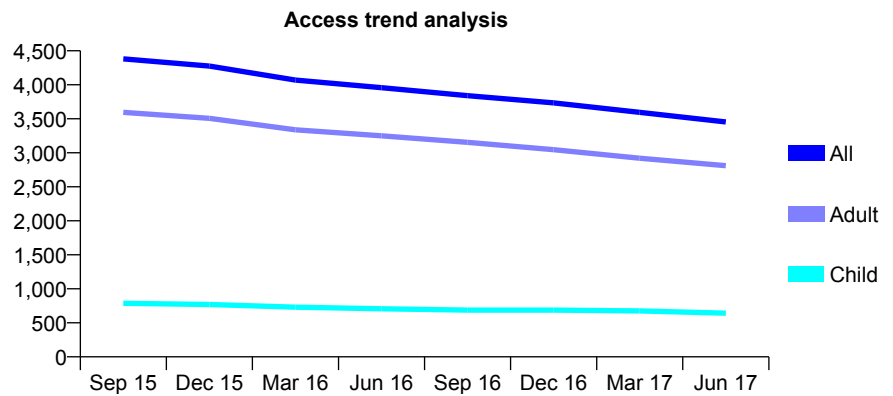
7A7 - Vital Signs At a Glance Contract Report for 158194/0024 - June 2017

Name or company name	Denticare Ltd
Contract type name	GDS Contract
Purpose of contract	General
Contract start date	01/07/2009
Contract end date	

17/18 Contracted general activity (UDA)	12,000
Carry forward general activity (UDA)	0
17/18 Contracted orthodontic activity (UOA)	0
Carry forward orthodontic activity (UOA)	0
Baseline contract value	£304,870.18

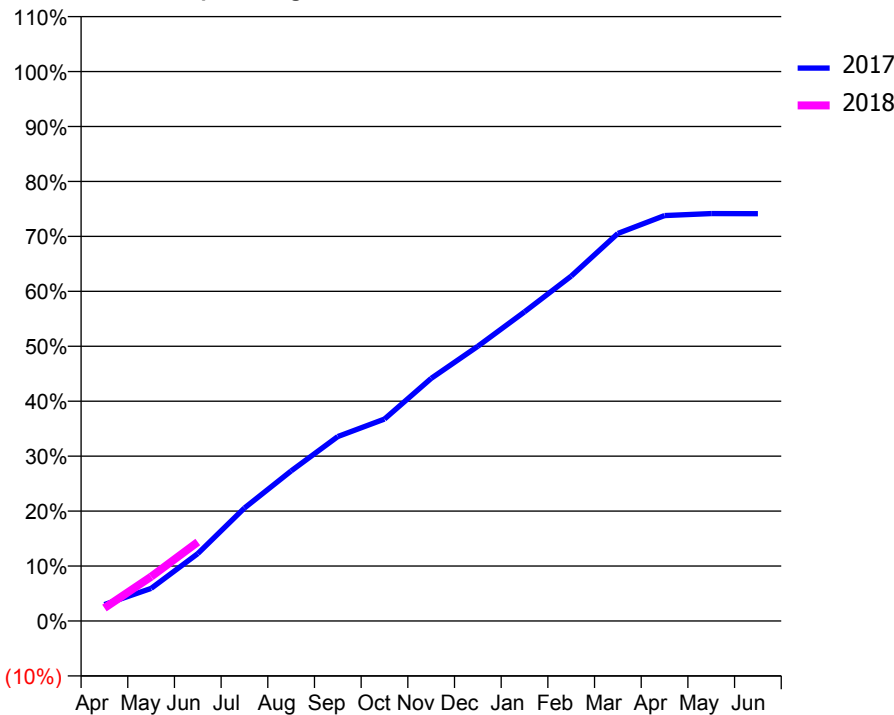
ACCESS*

Patients seen in 24 months	Total	Change since previous quarter
Quarter ending June 2016	3,957	
Quarter ending September 2016	3,840	↓
Quarter ending December 2016	3,734	↓
Quarter ending March 2017	3,596	↓
Quarter ending June 2017	3,453	↓
Variance since June 2016	(12.7%)	↓



ACTIVITY

Cumulative percentage of contracted UDA delivered 2017 & 2018



Month	Adjusted Scheduled Activity (UDA)	
	2017	2018
April	361	285
May	711	967
June	1,471	1,725
July	2,467	
August	3,277	
September	4,029	
October	4,409	
November	5,298	
December	6,001	
January	6,752	
February	7,533	
March	8,463	
April	8,853	
May	8,898	
June	8,895	

QUALITY

	Quantity	Base Number	Contract	LHB	Wales
% of FP17s for the same patient ID Re-attending within 3 months - Children	13	203	6.4%	8.2%	11.2%
% of FP17s for the same patient ID Re-attending within 3 months - Adults	134	1,002	13.4%	13.8%	16.4%
% of FP17s for the same patient ID Re-attending between 3 & 9 months - Children	110	203	54.2%	53.5%	58.1%
% of FP17s for the same patient ID Re-attending between 3 & 9 months - Adults	640	1,002	63.9%	51.8%	54.8%
% of FP17s for Band 1 Urgent Courses	83	997	8.3%	9.6%	9.2%
% of FP17s Relating to Free Repair or Replacements	10	997	1.0%	0.5%	0.8%
% of FP17s Relating to Continuations	18	997	1.8%	1.2%	0.9%
% of Patients satisfied with the dentistry they have received	67	75	89.3%	91.2%	92.1%
% of Patients satisfied with the time they had to wait for an appointment	64	75	85.3%	86.0%	87.5%

* This is based on patients treated on this contract for their most recent course of treatment. Figures in italics indicate the base number of FP17s or Patient Questionnaire responses are less than 100. N/A is shown where the base number of responses is less than 10 during the period. % is calculated as Quantity/Base number*100

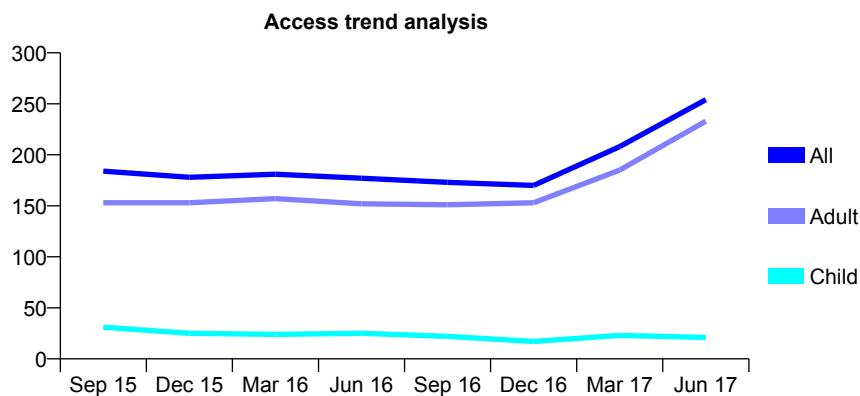
7A7 - Vital Signs At a Glance Contract Report for 158194/0026 - June 2017

Name or company name	Denticare Ltd
Contract type name	PDS Contract
Purpose of contract	General
Contract start date	01/11/2010
Contract end date	31/10/2020

17/18 Contracted general activity (UDA)	638
Carry forward general activity (UDA)	0
17/18 Contracted orthodontic activity (UOA)	0
Carry forward orthodontic activity (UOA)	0
Baseline contract value	£69,023.88

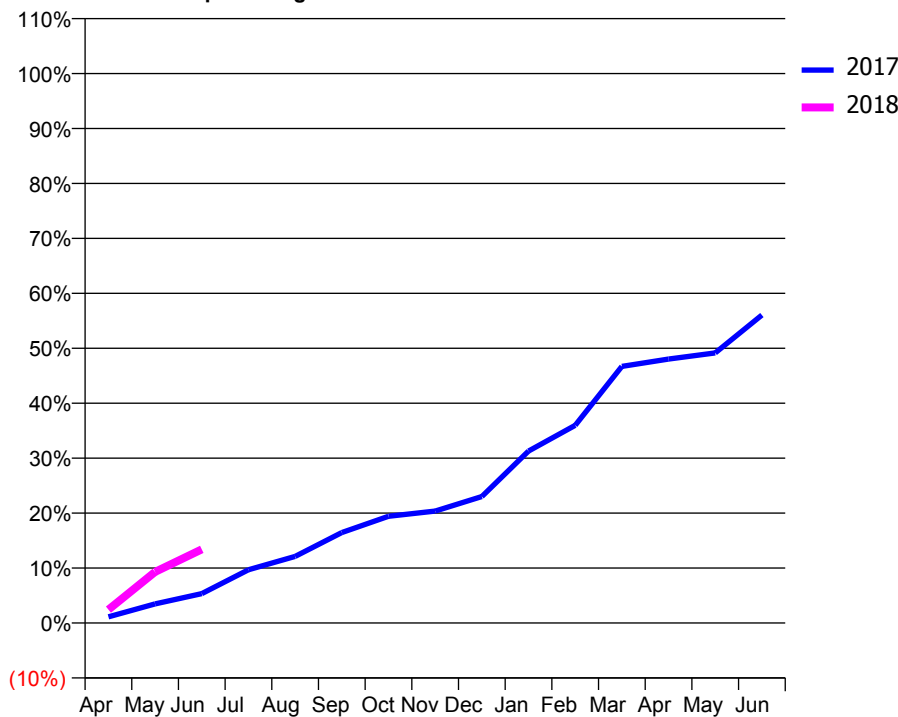
ACCESS*

Patients seen in 24 months	Total	Change since previous quarter
Quarter ending June 2016	177	
Quarter ending September 2016	173	↓
Quarter ending December 2016	170	↓
Quarter ending March 2017	208	↑
Quarter ending June 2017	254	↑
Variance since June 2016	43.5%	↑



ACTIVITY

Cumulative percentage of contracted UDA delivered 2017 & 2018



Month	Adjusted Scheduled Activity (UDA)	
	2017	2018
April	7	16
May	22	59
June	34	86
July	62	
August	77	
September	105	
October	124	
November	130	
December	147	
January	200	
February	230	
March	298	
April	306	
May	314	
June	358	

QUALITY

	Quantity	Base Number	Contract	LHB	Wales
% of FP17s for the same patient ID Re-attending within 3 months - Children	0	15	0.0%	8.2%	11.2%
% of FP17s for the same patient ID Re-attending within 3 months - Adults	3	105	2.9%	13.8%	16.4%
% of FP17s for the same patient ID Re-attending between 3 & 9 months - Children	0	15	0.0%	53.5%	58.1%
% of FP17s for the same patient ID Re-attending between 3 & 9 months - Adults	0	105	0.0%	51.8%	54.8%
% of FP17s for Band 1 Urgent Courses	68	70	97.1%	9.6%	9.2%
% of FP17s Relating to Free Repair or Replacements	0	70	0.0%	0.5%	0.8%
% of FP17s Relating to Continuations	0	70	0.0%	1.2%	0.9%
% of Patients satisfied with the dentistry they have received	6	6	N/A	91.2%	92.1%
% of Patients satisfied with the time they had to wait for an appointment	6	6	N/A	86.0%	87.5%

* This is based on patients treated on this contract for their most recent course of treatment. Figures in italics indicate the base number of FP17s or Patient Questionnaire responses are less than 100. N/A is shown where the base number of responses is less than 10 during the period. % is calculated as Quantity/Base number*100

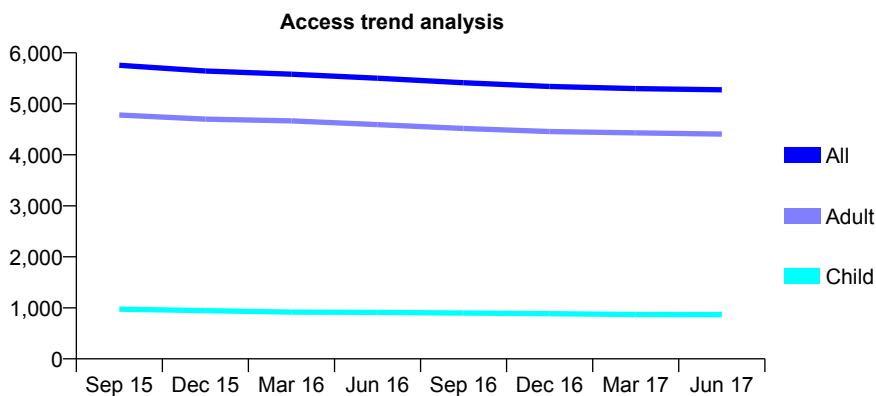
7A7 - Vital Signs At a Glance Contract Report for 193267/0001 - June 2017

Name or company name	Dr DG Evans and Dr JC Evans
Contract type name	GDS Contract
Purpose of contract	General
Contract start date	01/04/2006
Contract end date	

17/18 Contracted general activity (UDA)	14,417
Carry forward general activity (UDA)	0
17/18 Contracted orthodontic activity (UOA)	0
Carry forward orthodontic activity (UOA)	0
Baseline contract value	£366,355.89

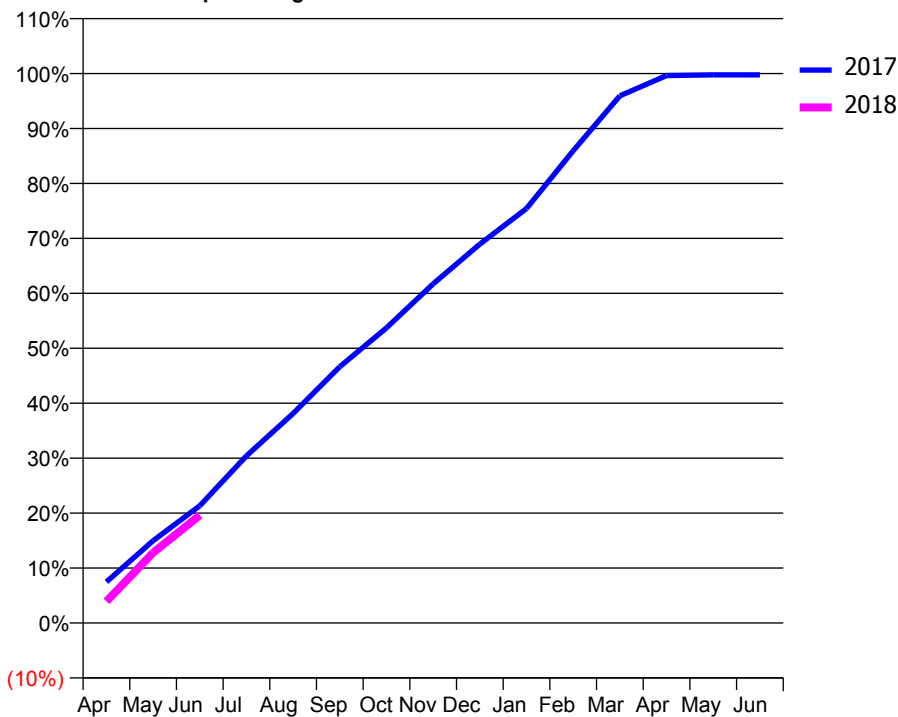
ACCESS*

Patients seen in 24 months	Total	Change since previous quarter
Quarter ending June 2016	5,503	
Quarter ending September 2016	5,413	↓
Quarter ending December 2016	5,341	↓
Quarter ending March 2017	5,298	→
Quarter ending June 2017	5,274	→
Variance since June 2016	(4.2%)	↓



ACTIVITY

Cumulative percentage of contracted UDA delivered 2017 & 2018



Adjusted Scheduled Activity (UDA)

Month	2017	2018
April	1,153	568
May	2,310	1,846
June	3,291	2,827
July	4,689	
August	5,878	
September	7,194	
October	8,281	
November	9,516	
December	10,632	
January	11,631	
February	13,250	
March	14,790	
April	15,361	
May	15,380	
June	15,380	

QUALITY

	Quantity	Base Number	Contract	LHB	Wales
% of FP17s for the same patient ID Re-attending within 3 months - Children	24	284	8.5%	8.2%	11.2%
% of FP17s for the same patient ID Re-attending within 3 months - Adults	251	1,572	16.0%	13.8%	16.4%
% of FP17s for the same patient ID Re-attending between 3 & 9 months - Children	159	284	56.0%	53.5%	58.1%
% of FP17s for the same patient ID Re-attending between 3 & 9 months - Adults	964	1,572	61.3%	51.8%	54.8%
% of FP17s for Band 1 Urgent Courses	130	1,555	8.4%	9.6%	9.2%
% of FP17s Relating to Free Repair or Replacements	12	1,555	0.8%	0.5%	0.8%
% of FP17s Relating to Continuations	24	1,555	1.5%	1.2%	0.9%
% of Patients satisfied with the dentistry they have received	125	127	98.4%	91.2%	92.1%
% of Patients satisfied with the time they had to wait for an appointment	121	127	95.3%	86.0%	87.5%

* This is based on patients treated on this contract for their most recent course of treatment. Figures in italics indicate the base number of FP17s or Patient Questionnaire responses are less than 100. N/A is shown where the base number of responses is less than 10 during the period. % is calculated as Quantity/Base number*100

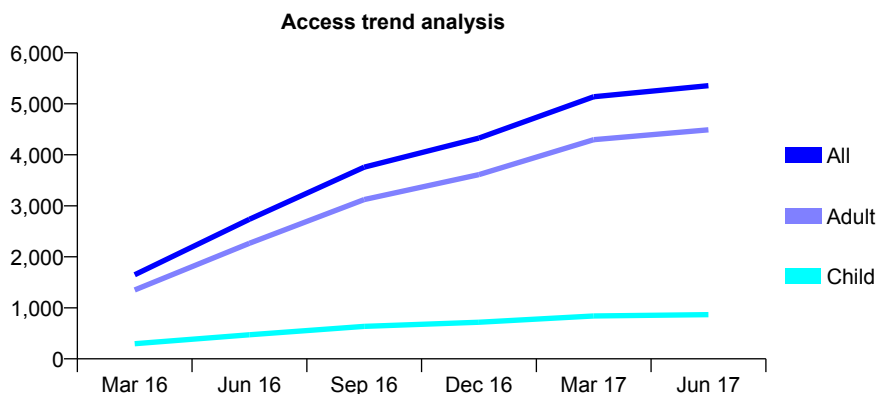
7A7 - Vital Signs At a Glance Contract Report for 208248/0002 - June 2017

Name or company name	The Martin Partnership
Contract type name	GDS Contract
Purpose of contract	General
Contract start date	21/12/2015
Contract end date	

17/18 Contracted general activity (UDA)	16,364
Carry forward general activity (UDA)	0
17/18 Contracted orthodontic activity (UOA)	0
Carry forward orthodontic activity (UOA)	0
Baseline contract value	£406,922.83

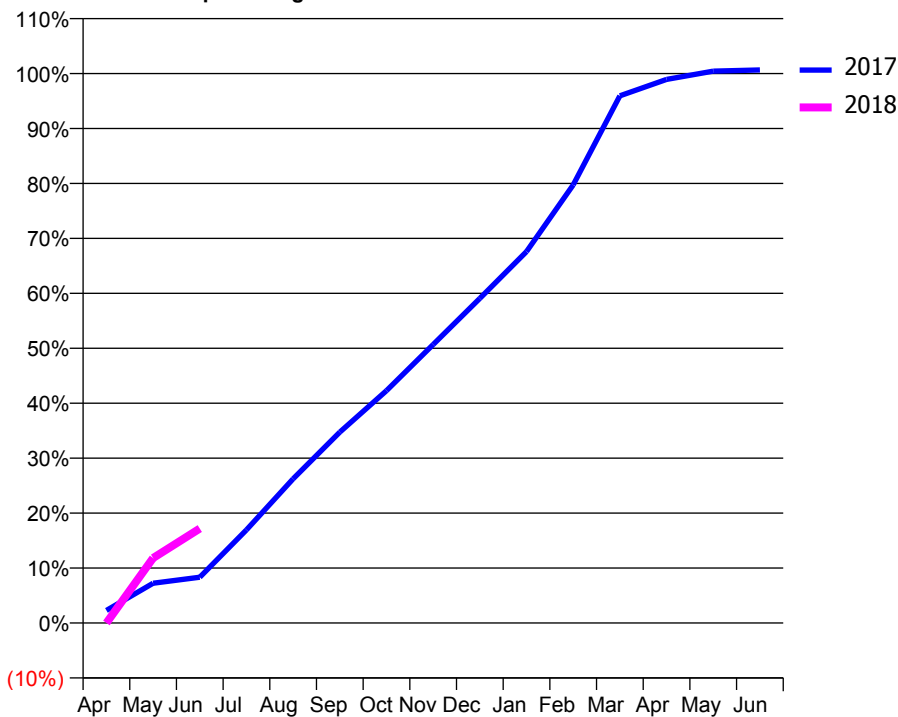
ACCESS*

Patients seen in 24 months	Total	Change since previous quarter
Quarter ending June 2016	2,737	
Quarter ending September 2016	3,759	↑
Quarter ending December 2016	4,329	↑
Quarter ending March 2017	5,139	↑
Quarter ending June 2017	5,356	↑
Variance since June 2016	95.7%	↑



ACTIVITY

Cumulative percentage of contracted UDA delivered 2017 & 2018



Adjusted Scheduled Activity (UDA)

Month	2017	2018
April	375	0
May	1,185	1,935
June	1,366	2,813
July	2,773	
August	4,297	
September	5,683	
October	6,920	
November	8,292	
December	9,667	
January	11,060	
February	13,045	
March	15,700	
April	16,189	
May	16,435	
June	16,469	

QUALITY

	Quantity	Base Number	Contract	LHB	Wales
% of FP17s for the same patient ID Re-attending within 3 months - Children	4	265	1.5%	8.2%	11.2%
% of FP17s for the same patient ID Re-attending within 3 months - Adults	157	1,429	11.0%	13.8%	16.4%
% of FP17s for the same patient ID Re-attending between 3 & 9 months - Children	146	265	55.1%	53.5%	58.1%
% of FP17s for the same patient ID Re-attending between 3 & 9 months - Adults	782	1,429	54.7%	51.8%	54.8%
% of FP17s for Band 1 Urgent Courses	100	1,409	7.1%	9.6%	9.2%
% of FP17s Relating to Free Repair or Replacements	12	1,409	0.9%	0.5%	0.8%
% of FP17s Relating to Continuations	10	1,409	0.7%	1.2%	0.9%
% of Patients satisfied with the dentistry they have received	89	100	89.0%	91.2%	92.1%
% of Patients satisfied with the time they had to wait for an appointment	86	100	86.0%	86.0%	87.5%

* This is based on patients treated on this contract for their most recent course of treatment. Figures in italics indicate the base number of FP17s or Patient Questionnaire responses are less than 100. N/A is shown where the base number of responses is less than 10 during the period. % is calculated as Quantity/Base number*100

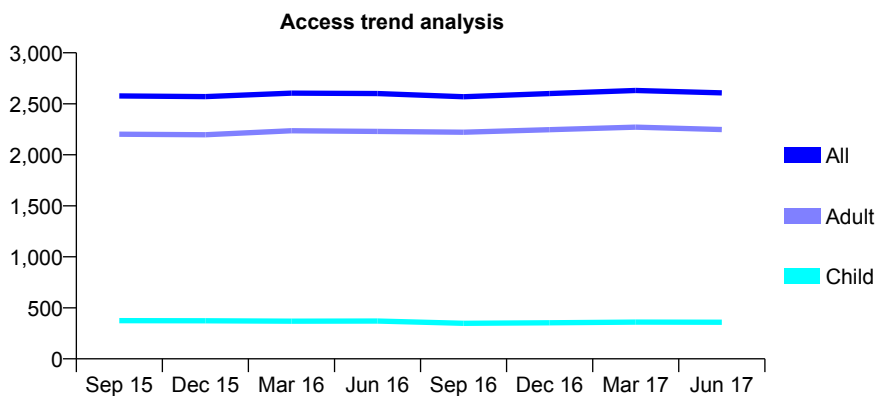
7A7 - Vital Signs At a Glance Contract Report for 218812/0001 - June 2017

Name or company name	MR JD ROBERTS-JAMES
Contract type name	GDS Contract
Purpose of contract	General
Contract start date	01/04/2006
Contract end date	

17/18 Contracted general activity (UDA)	7,456
Carry forward general activity (UDA)	0
17/18 Contracted orthodontic activity (UOA)	0
Carry forward orthodontic activity (UOA)	0
Baseline contract value	£190,428.81

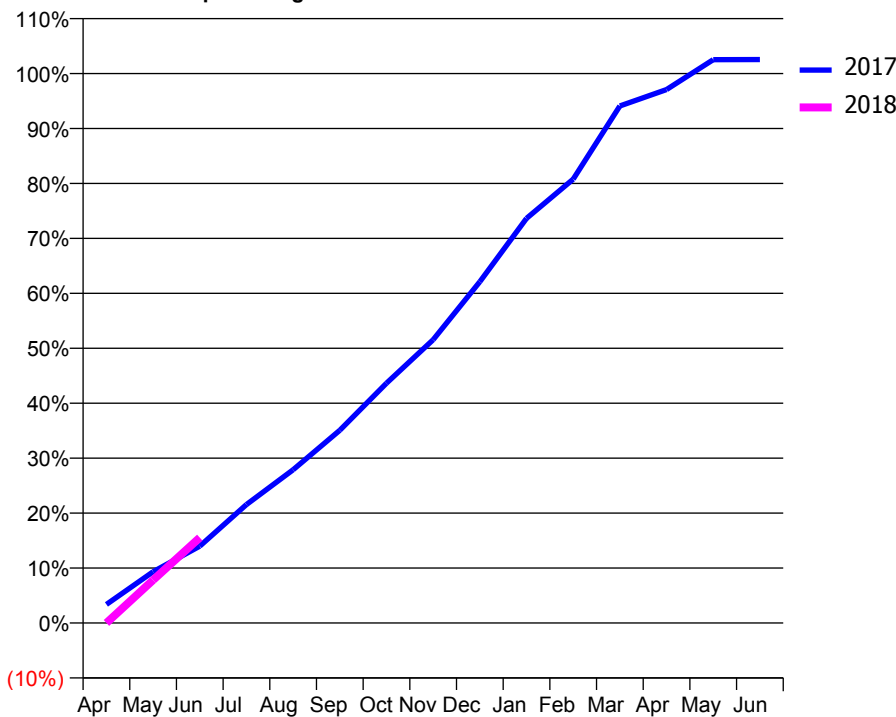
ACCESS*

Patients seen in 24 months	Total	Change since previous quarter
Quarter ending June 2016	2,601	
Quarter ending September 2016	2,569	↓
Quarter ending December 2016	2,601	→
Quarter ending March 2017	2,631	→
Quarter ending June 2017	2,607	→
Variance since June 2016	0.2%	→



ACTIVITY

Cumulative percentage of contracted UDA delivered 2017 & 2018



Adjusted Scheduled Activity (UDA)

Month	2017	2018
April	252	0
May	695	584
June	1,042	1,160
July	1,607	
August	2,080	
September	2,615	
October	3,255	
November	3,844	
December	4,631	
January	5,491	
February	6,022	
March	7,015	
April	7,238	
May	7,644	
June	7,645	

QUALITY

	Quantity	Base Number	Contract	LHB	Wales
% of FP17s for the same patient ID Re-attending within 3 months - Children	9	128	7.0%	8.2%	11.2%
% of FP17s for the same patient ID Re-attending within 3 months - Adults	113	743	15.2%	13.8%	16.4%
% of FP17s for the same patient ID Re-attending between 3 & 9 months - Children	86	128	67.2%	53.5%	58.1%
% of FP17s for the same patient ID Re-attending between 3 & 9 months - Adults	441	743	59.4%	51.8%	54.8%
% of FP17s for Band 1 Urgent Courses	18	547	3.3%	9.6%	9.2%
% of FP17s Relating to Free Repair or Replacements	2	547	0.4%	0.5%	0.8%
% of FP17s Relating to Continuations	5	547	0.9%	1.2%	0.9%
% of Patients satisfied with the dentistry they have received	82	88	93.2%	91.2%	92.1%
% of Patients satisfied with the time they had to wait for an appointment	75	88	85.2%	86.0%	87.5%

* This is based on patients treated on this contract for their most recent course of treatment. Figures in italics indicate the base number of FP17s or Patient Questionnaire responses are less than 100. N/A is shown where the base number of responses is less than 10 during the period. % is calculated as Quantity/Base number*100

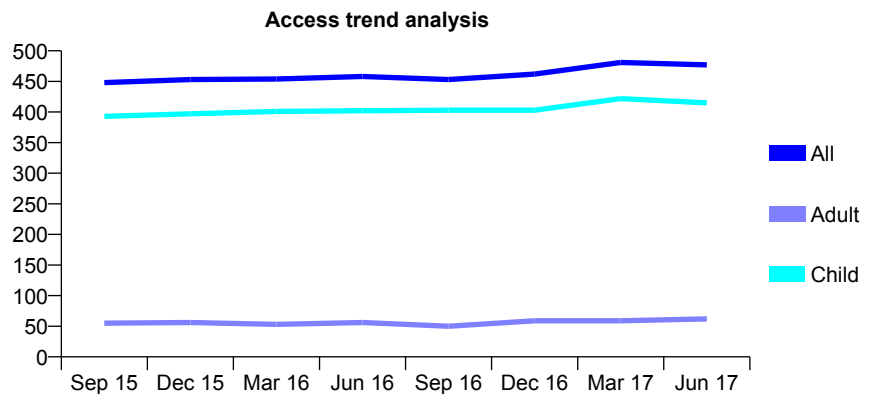
7A7 - Vital Signs At a Glance Contract Report for 565350/0001 - June 2017

Name or company name	MR CA HIMSWORTH
Contract type name	GDS Contract
Purpose of contract	General
Contract start date	01/04/2006
Contract end date	

17/18 Contracted general activity (UDA)	1,250
Carry forward general activity (UDA)	0
17/18 Contracted orthodontic activity (UOA)	0
Carry forward orthodontic activity (UOA)	0
Baseline contract value	£36,550.21

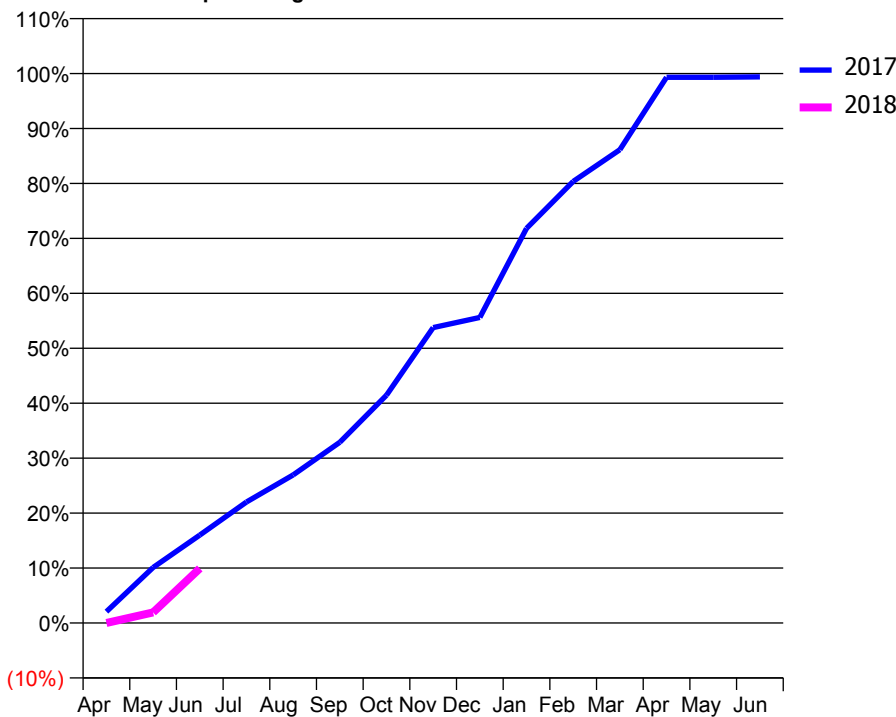
ACCESS*

Patients seen in 24 months	Total	Change since previous quarter
Quarter ending June 2016	458	
Quarter ending September 2016	453	↓
Quarter ending December 2016	462	→
Quarter ending March 2017	481	↑
Quarter ending June 2017	477	→
Variance since June 2016	4.1%	↑



ACTIVITY

Cumulative percentage of contracted UDA delivered 2017 & 2018



Month	Adjusted Scheduled Activity (UDA)	
	2017	2018
April	26	0
May	126	24
June	200	124
July	275	
August	337	
September	411	
October	518	
November	672	
December	695	
January	898	
February	1,004	
March	1,077	
April	1,241	
May	1,241	
June	1,242	

QUALITY

	Quantity	Base Number	Contract	LHB	Wales
% of FP17s for the same patient ID Re-attending within 3 months - Children	21	197	10.7%	8.2%	11.2%
% of FP17s for the same patient ID Re-attending within 3 months - Adults	0	0	N/A	13.8%	16.4%
% of FP17s for the same patient ID Re-attending between 3 & 9 months - Children	117	197	59.4%	53.5%	58.1%
% of FP17s for the same patient ID Re-attending between 3 & 9 months - Adults	0	0	N/A	51.8%	54.8%
% of FP17s for Band 1 Urgent Courses	6	91	6.6%	9.6%	9.2%
% of FP17s Relating to Free Repair or Replacements	0	91	0.0%	0.5%	0.8%
% of FP17s Relating to Continuations	0	91	0.0%	1.2%	0.9%
% of Patients satisfied with the dentistry they have received	11	11	100.0%	91.2%	92.1%
% of Patients satisfied with the time they had to wait for an appointment	9	11	81.8%	86.0%	87.5%

* This is based on patients treated on this contract for their most recent course of treatment. Figures in italics indicate the base number of FP17s or Patient Questionnaire responses are less than 100. N/A is shown where the base number of responses is less than 10 during the period. % is calculated as Quantity/Base number*100

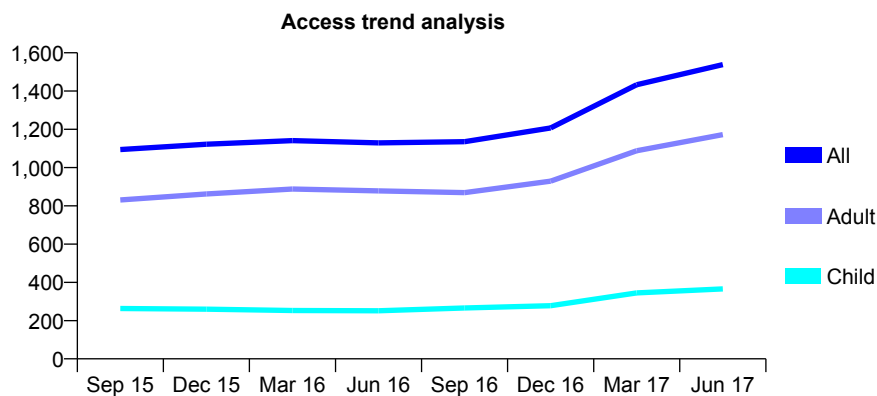
7A7 - Vital Signs At a Glance Contract Report for 659193/0002 - June 2017

Name or company name	T&C Ichim
Contract type name	GDS Contract
Purpose of contract	General
Contract start date	03/05/2014
Contract end date	

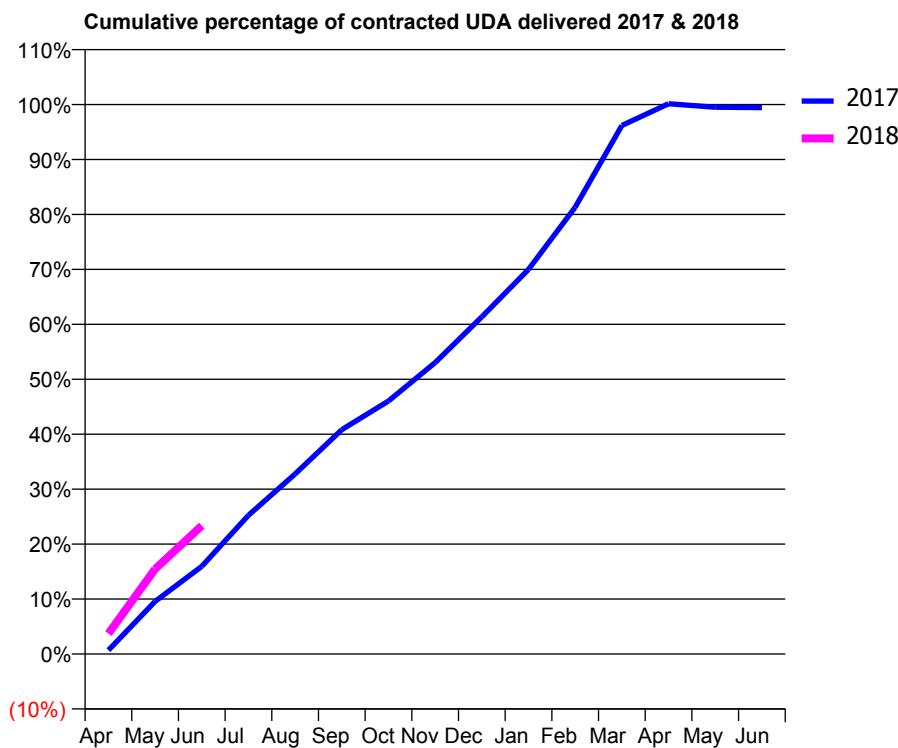
17/18 Contracted general activity (UDA)	3,370
Carry forward general activity (UDA)	0
17/18 Contracted orthodontic activity (UOA)	0
Carry forward orthodontic activity (UOA)	0
Baseline contract value	£78,774.00

ACCESS*

Patients seen in 24 months	Total	Change since previous quarter
Quarter ending June 2016	1,129	
Quarter ending September 2016	1,135	→
Quarter ending December 2016	1,207	↑
Quarter ending March 2017	1,433	↑
Quarter ending June 2017	1,538	↑
Variance since June 2016	36.2%	↑



ACTIVITY



Month	Adjusted Scheduled Activity (UDA)	
	2017	2018
April	23	125
May	323	521
June	538	787
July	851	
August	1,104	
September	1,376	
October	1,551	
November	1,787	
December	2,068	
January	2,359	
February	2,740	
March	3,241	
April	3,375	
May	3,353	
June	3,351	

QUALITY

	Quantity	Base Number	Contract	LHB	Wales
% of FP17s for the same patient ID Re-attending within 3 months - Children	2	112	1.8%	8.2%	11.2%
% of FP17s for the same patient ID Re-attending within 3 months - Adults	21	322	6.5%	13.8%	16.4%
% of FP17s for the same patient ID Re-attending between 3 & 9 months - Children	42	112	37.5%	53.5%	58.1%
% of FP17s for the same patient ID Re-attending between 3 & 9 months - Adults	145	322	45.0%	51.8%	54.8%
% of FP17s for Band 1 Urgent Courses	2	373	0.5%	9.6%	9.2%
% of FP17s Relating to Free Repair or Replacements	1	373	0.3%	0.5%	0.8%
% of FP17s Relating to Continuations	0	373	0.0%	1.2%	0.9%
% of Patients satisfied with the dentistry they have received	29	31	93.5%	91.2%	92.1%
% of Patients satisfied with the time they had to wait for an appointment	29	31	93.5%	86.0%	87.5%

* This is based on patients treated on this contract for their most recent course of treatment. Figures in italics indicate the base number of FP17s or Patient Questionnaire responses are less than 100. N/A is shown where the base number of responses is less than 10 during the period. % is calculated as Quantity/Base number*100

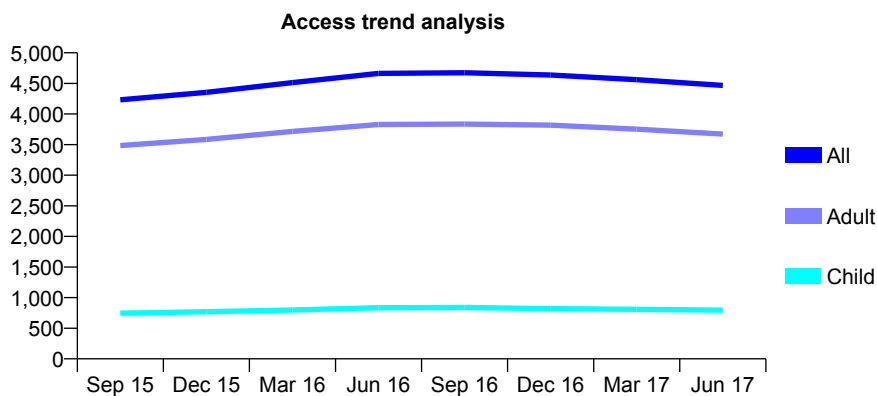
7A7 - Vital Signs At a Glance Contract Report for 689823/0001 - June 2017

Name or company name	MR J CHARRO
Contract type name	GDS Contract
Purpose of contract	General
Contract start date	01/04/2006
Contract end date	

17/18 Contracted general activity (UDA)	14,000
Carry forward general activity (UDA)	0
17/18 Contracted orthodontic activity (UOA)	0
Carry forward orthodontic activity (UOA)	0
Baseline contract value	£409,344.12

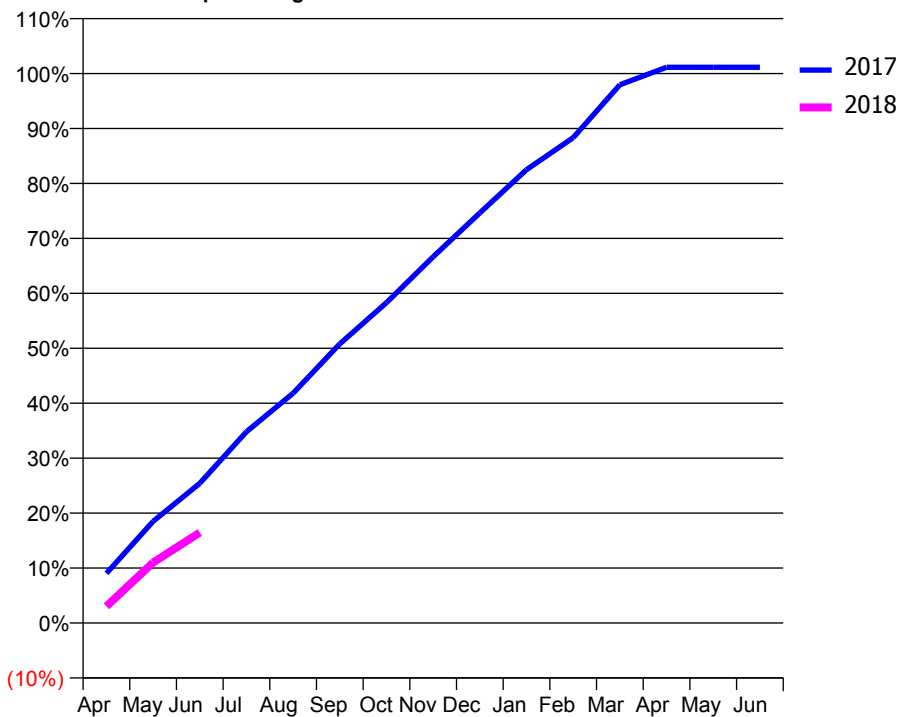
ACCESS*

Patients seen in 24 months	Total	Change since previous quarter
Quarter ending June 2016	4,663	
Quarter ending September 2016	4,675	→
Quarter ending December 2016	4,637	→
Quarter ending March 2017	4,561	↓
Quarter ending June 2017	4,468	↓
Variance since June 2016	(4.2%)	↓



ACTIVITY

Cumulative percentage of contracted UDA delivered 2017 & 2018



Month	Adjusted Scheduled Activity (UDA)	
	2017	2018
April	1,266	428
May	2,591	1,541
June	3,559	2,305
July	4,873	
August	5,856	
September	7,112	
October	8,162	
November	9,331	
December	10,450	
January	11,548	
February	12,364	
March	13,714	
April	14,158	
May	14,158	
June	14,158	

QUALITY

	Quantity	Base Number	Contract	LHB	Wales
% of FP17s for the same patient ID Re-attending within 3 months - Children	20	247	8.1%	8.2%	11.2%
% of FP17s for the same patient ID Re-attending within 3 months - Adults	212	1,393	15.2%	13.8%	16.4%
% of FP17s for the same patient ID Re-attending between 3 & 9 months - Children	165	247	66.8%	53.5%	58.1%
% of FP17s for the same patient ID Re-attending between 3 & 9 months - Adults	1,018	1,393	73.1%	51.8%	54.8%
% of FP17s for Band 1 Urgent Courses	133	1,405	9.5%	9.6%	9.2%
% of FP17s Relating to Free Repair or Replacements	3	1,405	0.2%	0.5%	0.8%
% of FP17s Relating to Continuations	22	1,405	1.6%	1.2%	0.9%
% of Patients satisfied with the dentistry they have received	86	96	89.6%	91.2%	92.1%
% of Patients satisfied with the time they had to wait for an appointment	90	96	93.8%	86.0%	87.5%

* This is based on patients treated on this contract for their most recent course of treatment. Figures in italics indicate the base number of FP17s or Patient Questionnaire responses are less than 100. N/A is shown where the base number of responses is less than 10 during the period. % is calculated as Quantity/Base number*100

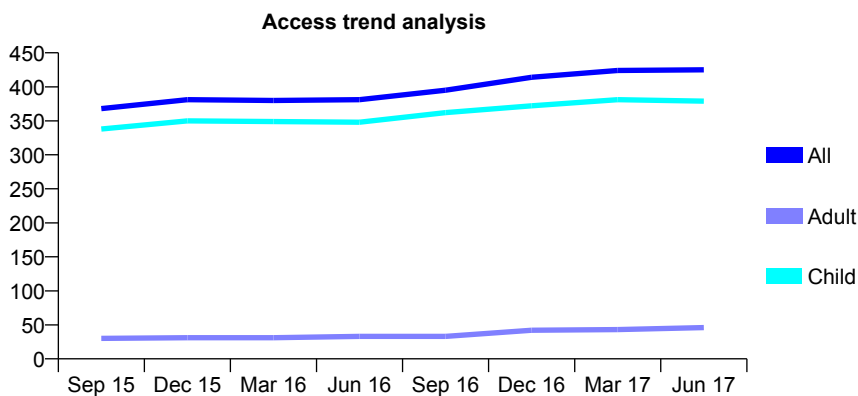
7A7 - Vital Signs At a Glance Contract Report for 762938/0001 - June 2017

Name or company name	MISS G DAVIES
Contract type name	PDS Contract
Purpose of contract	General
Contract start date	01/04/2012
Contract end date	31/03/2018

17/18 Contracted general activity (UDA)	700
Carry forward general activity (UDA)	0
17/18 Contracted orthodontic activity (UOA)	0
Carry forward orthodontic activity (UOA)	0
Baseline contract value	£26,554.20

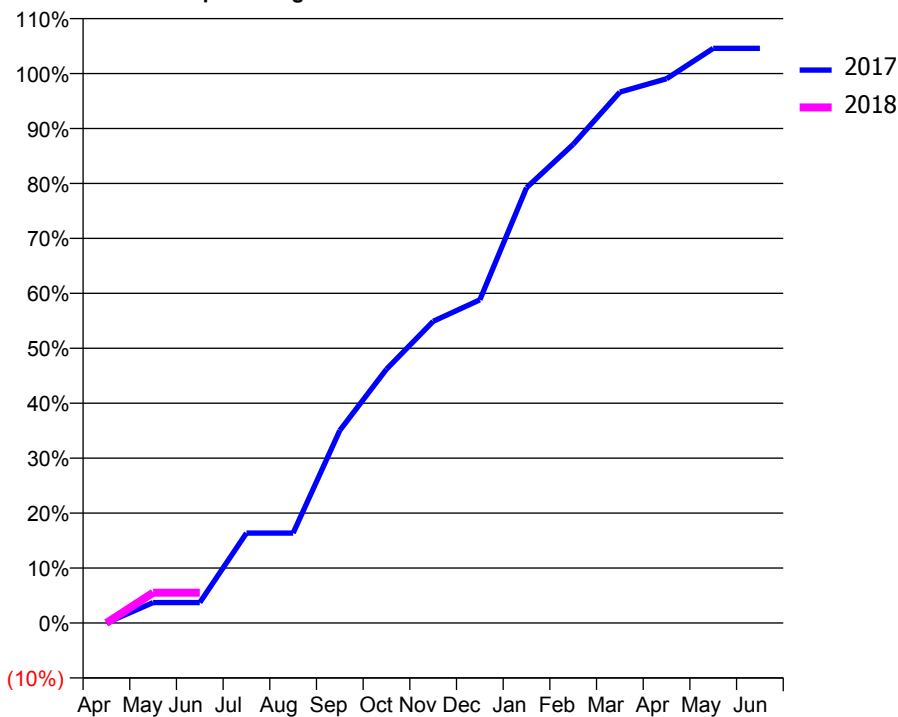
ACCESS*

Patients seen in 24 months	Total	Change since previous quarter
Quarter ending June 2016	381	
Quarter ending September 2016	395	↑
Quarter ending December 2016	414	↑
Quarter ending March 2017	424	↑
Quarter ending June 2017	425	→
Variance since June 2016	11.5%	↑



ACTIVITY

Cumulative percentage of contracted UDA delivered 2017 & 2018



Month	Adjusted Scheduled Activity (UDA)	
	2017	2018
April	0	0
May	26	39
June	26	39
July	115	
August	115	
September	245	
October	323	
November	384	
December	412	
January	555	
February	610	
March	676	
April	693	
May	732	
June	732	

QUALITY

	Quantity	Base Number	Contract	LHB	Wales
% of FP17s for the same patient ID Re-attending within 3 months - Children	12	69	17.4%	8.2%	11.2%
% of FP17s for the same patient ID Re-attending within 3 months - Adults	1	8	12.5%	13.8%	16.4%
% of FP17s for the same patient ID Re-attending between 3 & 9 months - Children	23	69	33.3%	53.5%	58.1%
% of FP17s for the same patient ID Re-attending between 3 & 9 months - Adults	4	8	50.0%	51.8%	54.8%
% of FP17s for Band 1 Urgent Courses	3	30	10.0%	9.6%	9.2%
% of FP17s Relating to Free Repair or Replacements	0	30	0.0%	0.5%	0.8%
% of FP17s Relating to Continuations	0	30	0.0%	1.2%	0.9%
% of Patients satisfied with the dentistry they have received	7	8	N/A	91.2%	92.1%
% of Patients satisfied with the time they had to wait for an appointment	6	8	N/A	86.0%	87.5%

* This is based on patients treated on this contract for their most recent course of treatment. Figures in italics indicate the base number of FP17s or Patient Questionnaire responses are less than 100. N/A is shown where the base number of responses is less than 10 during the period. % is calculated as Quantity/Base number*100

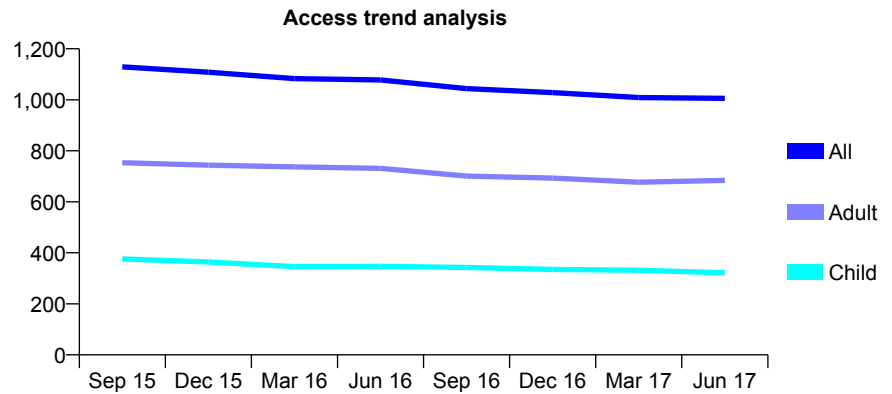
7A7 - Vital Signs At a Glance Contract Report for 809748/0001 - June 2017

Name or company name	MR MS QUAYLE
Contract type name	GDS Contract
Purpose of contract	General
Contract start date	24/06/2013
Contract end date	

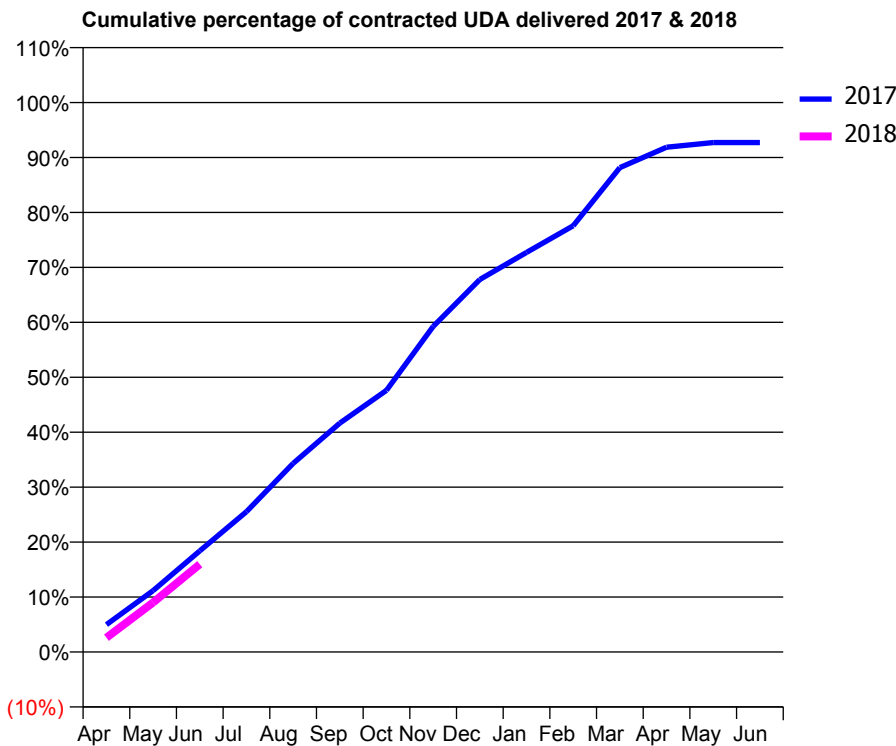
17/18 Contracted general activity (UDA)	2,995
Carry forward general activity (UDA)	0
17/18 Contracted orthodontic activity (UOA)	0
Carry forward orthodontic activity (UOA)	0
Baseline contract value	£72,178.39

ACCESS*

Patients seen in 24 months	Total	Change since previous quarter
Quarter ending June 2016	1,078	
Quarter ending September 2016	1,044	↓
Quarter ending December 2016	1,028	↓
Quarter ending March 2017	1,009	↓
Quarter ending June 2017	1,006	→
Variance since June 2016	(6.7%)	↓



ACTIVITY



Month	Adjusted Scheduled Activity (UDA)	
	2017	2018
April	150	78
May	335	270
June	551	478
July	765	
August	1,028	
September	1,248	
October	1,426	
November	1,774	
December	2,030	
January	2,178	
February	2,323	
March	2,640	
April	2,752	
May	2,777	
June	2,777	

QUALITY

	Quantity	Base Number	Contract	LHB	Wales
% of FP17s for the same patient ID Re-attending within 3 months - Children	7	120	5.8%	8.2%	11.2%
% of FP17s for the same patient ID Re-attending within 3 months - Adults	46	248	18.5%	13.8%	16.4%
% of FP17s for the same patient ID Re-attending between 3 & 9 months - Children	78	120	65.0%	53.5%	58.1%
% of FP17s for the same patient ID Re-attending between 3 & 9 months - Adults	128	248	51.6%	51.8%	54.8%
% of FP17s for Band 1 Urgent Courses	17	300	5.7%	9.6%	9.2%
% of FP17s Relating to Free Repair or Replacements	2	300	0.7%	0.5%	0.8%
% of FP17s Relating to Continuations	1	300	0.3%	1.2%	0.9%
% of Patients satisfied with the dentistry they have received	33	40	82.5%	91.2%	92.1%
% of Patients satisfied with the time they had to wait for an appointment	38	40	95.0%	86.0%	87.5%

* This is based on patients treated on this contract for their most recent course of treatment. Figures in italics indicate the base number of FP17s or Patient Questionnaire responses are less than 100. N/A is shown where the base number of responses is less than 10 during the period. % is calculated as Quantity/Base number*100

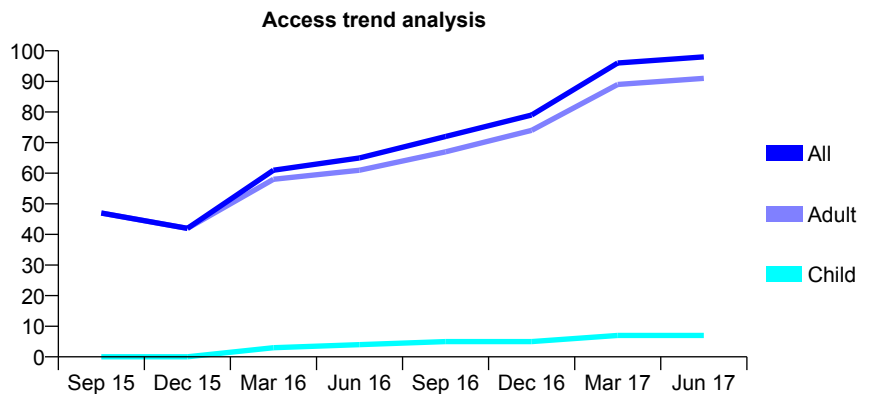
7A7 - Vital Signs At a Glance Contract Report for 830887/0002 - June 2017

Name or company name	MR WJ TOLLEY
Contract type name	PDS Contract
Purpose of contract	General
Contract start date	02/01/2011
Contract end date	01/01/2021

17/18 Contracted general activity (UDA)	100
Carry forward general activity (UDA)	0
17/18 Contracted orthodontic activity (UOA)	0
Carry forward orthodontic activity (UOA)	0
Baseline contract value	£0.00

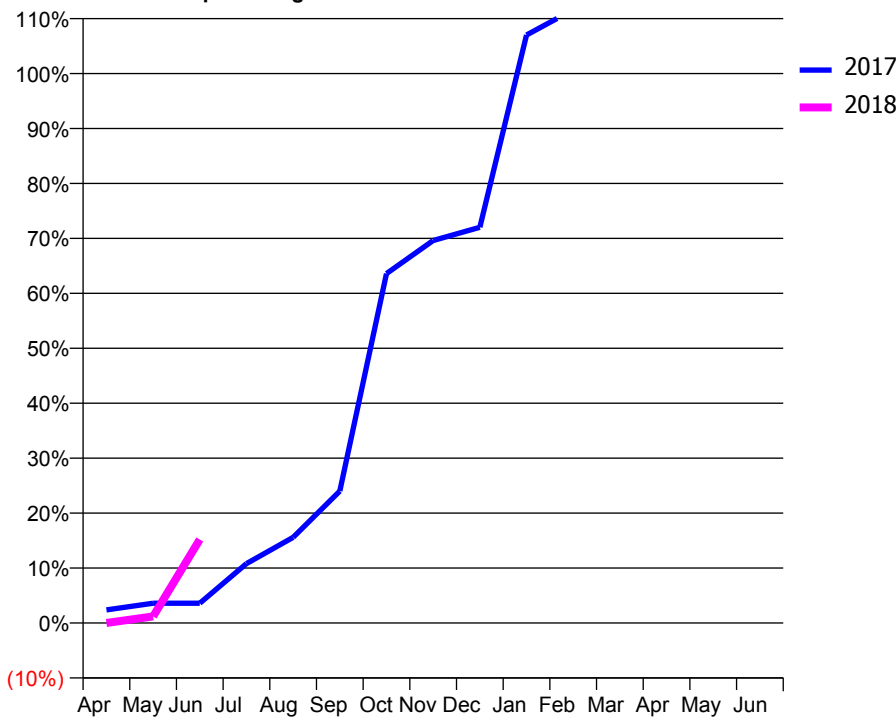
ACCESS*

Patients seen in 24 months	Total	Change since previous quarter
Quarter ending June 2016	65	
Quarter ending September 2016	72	↑
Quarter ending December 2016	79	↑
Quarter ending March 2017	96	↑
Quarter ending June 2017	98	↑
Variance since June 2016	50.8%	↑



ACTIVITY

Cumulative percentage of contracted UDA delivered 2017 & 2018



Month	Adjusted Scheduled Activity (UDA)	
	2017	2018
April	2	0
May	4	1
June	4	15
July	11	
August	16	
September	24	
October	64	
November	70	
December	72	
January	107	
February	112	
March	124	
April	128	
May	129	
June	134	

QUALITY

	Quantity	Base Number	Contract	LHB	Wales
% of FP17s for the same patient ID Re-attending within 3 months - Children	0	0	N/A	8.2%	11.2%
% of FP17s for the same patient ID Re-attending within 3 months - Adults	0	19	0.0%	13.8%	16.4%
% of FP17s for the same patient ID Re-attending between 3 & 9 months - Children	0	0	N/A	53.5%	58.1%
% of FP17s for the same patient ID Re-attending between 3 & 9 months - Adults	0	19	0.0%	51.8%	54.8%
% of FP17s for Band 1 Urgent Courses	5	10	50.0%	9.6%	9.2%
% of FP17s Relating to Free Repair or Replacements	0	10	0.0%	0.5%	0.8%
% of FP17s Relating to Continuations	0	10	0.0%	1.2%	0.9%
% of Patients satisfied with the dentistry they have received	1	1	N/A	91.2%	92.1%
% of Patients satisfied with the time they had to wait for an appointment	1	1	N/A	86.0%	87.5%

* This is based on patients treated on this contract for their most recent course of treatment. Figures in italics indicate the base number of FP17s or Patient Questionnaire responses are less than 100. N/A is shown where the base number of responses is less than 10 during the period. % is calculated as Quantity/Base number*100

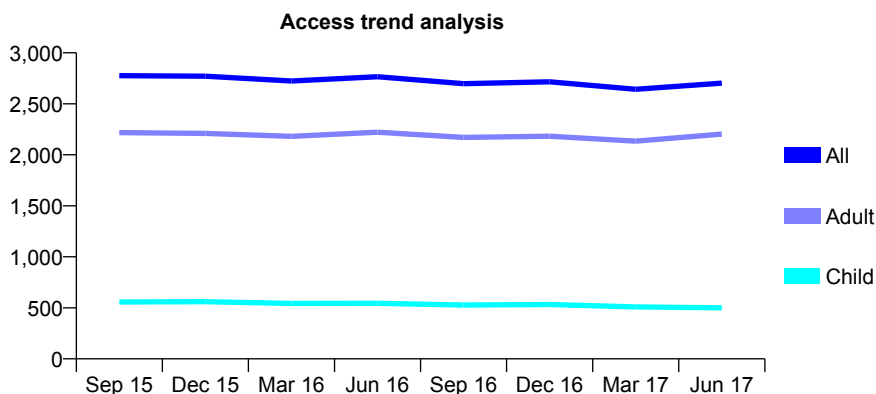
7A7 - Vital Signs At a Glance Contract Report for 849324/0001 - June 2017

Name or company name	MISS S FAWAZ
Contract type name	GDS Contract
Purpose of contract	General
Contract start date	01/04/2006
Contract end date	

17/18 Contracted general activity (UDA)	8,000
Carry forward general activity (UDA)	0
17/18 Contracted orthodontic activity (UOA)	0
Carry forward orthodontic activity (UOA)	0
Baseline contract value	£200,834.54

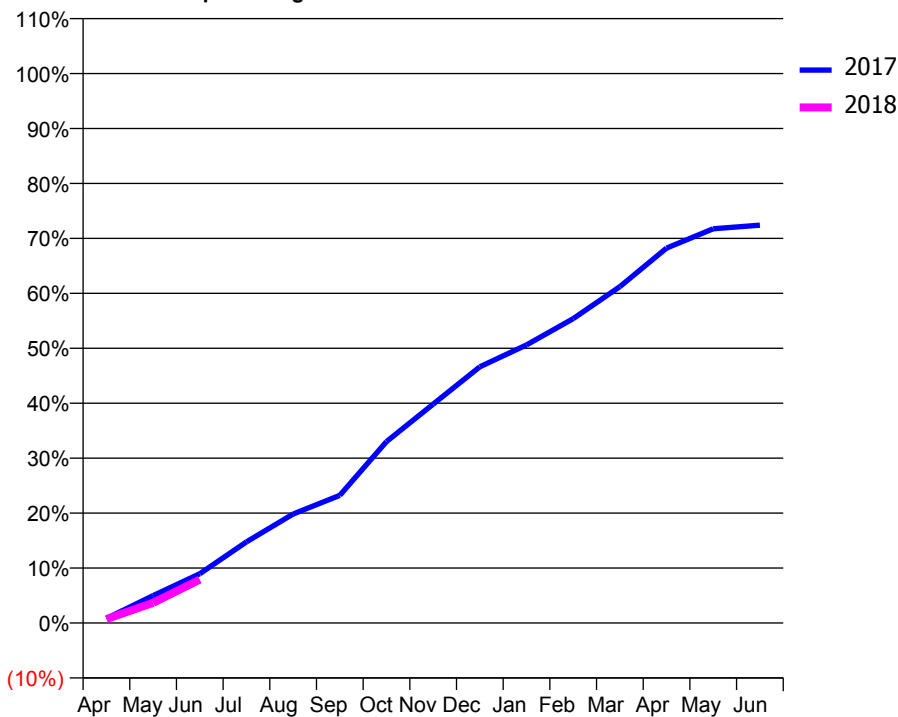
ACCESS*

Patients seen in 24 months	Total	Change since previous quarter
Quarter ending June 2016	2,766	
Quarter ending September 2016	2,698	↓
Quarter ending December 2016	2,716	→
Quarter ending March 2017	2,643	↓
Quarter ending June 2017	2,703	↑
Variance since June 2016	(2.3%)	↓



ACTIVITY

Cumulative percentage of contracted UDA delivered 2017 & 2018



Month	Adjusted Scheduled Activity (UDA)	
	2017	2018
April	67	58
May	398	294
June	717	632
July	1,182	
August	1,587	
September	1,858	
October	2,641	
November	3,186	
December	3,730	
January	4,049	
February	4,431	
March	4,898	
April	5,458	
May	5,740	
June	5,792	

QUALITY

	Quantity	Base Number	Contract	LHB	Wales
% of FP17s for the same patient ID Re-attending within 3 months - Children	2	113	1.8%	8.2%	11.2%
% of FP17s for the same patient ID Re-attending within 3 months - Adults	70	641	10.9%	13.8%	16.4%
% of FP17s for the same patient ID Re-attending between 3 & 9 months - Children	48	113	42.5%	53.5%	58.1%
% of FP17s for the same patient ID Re-attending between 3 & 9 months - Adults	282	641	44.0%	51.8%	54.8%
% of FP17s for Band 1 Urgent Courses	44	430	10.2%	9.6%	9.2%
% of FP17s Relating to Free Repair or Replacements	2	430	0.5%	0.5%	0.8%
% of FP17s Relating to Continuations	0	430	0.0%	1.2%	0.9%
% of Patients satisfied with the dentistry they have received	55	63	87.3%	91.2%	92.1%
% of Patients satisfied with the time they had to wait for an appointment	57	63	90.5%	86.0%	87.5%

* This is based on patients treated on this contract for their most recent course of treatment. Figures in italics indicate the base number of FP17s or Patient Questionnaire responses are less than 100. N/A is shown where the base number of responses is less than 10 during the period. % is calculated as Quantity/Base number*100

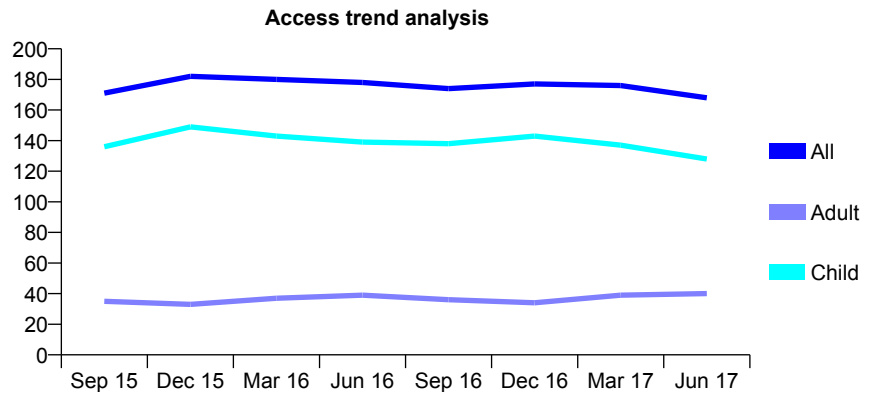
7A7 - Vital Signs At a Glance Contract Report for 915645/0001 - June 2017

Name or company name	MISS SE GRIFFITHS
Contract type name	GDS Contract
Purpose of contract	General
Contract start date	01/04/2006
Contract end date	

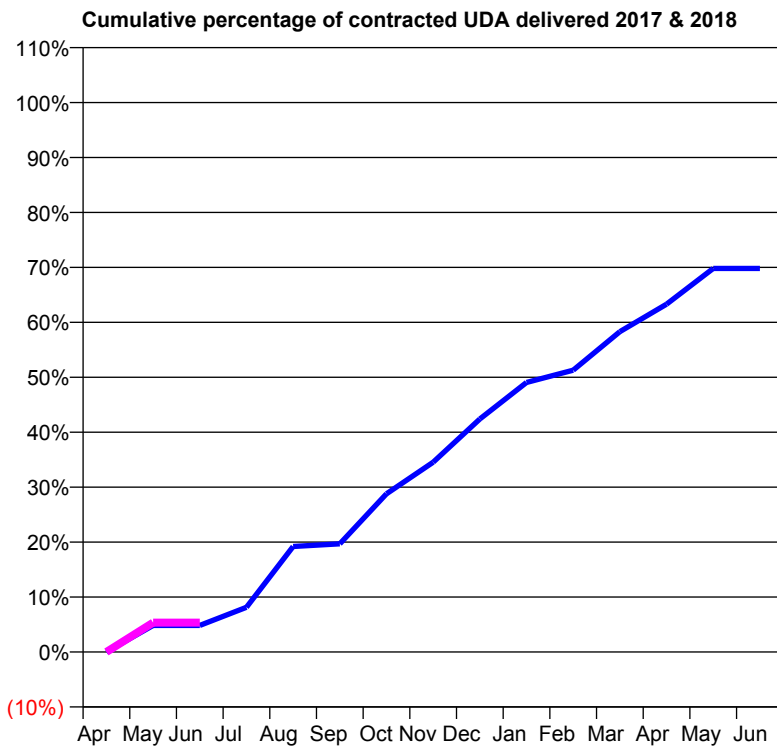
17/18 Contracted general activity (UDA)	400
Carry forward general activity (UDA)	0
17/18 Contracted orthodontic activity (UOA)	0
Carry forward orthodontic activity (UOA)	0
Baseline contract value	£9,840.64

ACCESS*

Patients seen in 24 months	Total	Change since previous quarter
Quarter ending June 2016	178	
Quarter ending September 2016	174	↓
Quarter ending December 2016	177	→
Quarter ending March 2017	176	→
Quarter ending June 2017	168	↓
Variance since June 2016	(5.6%)	↓



ACTIVITY



Month	Adjusted Scheduled Activity (UDA)	
	2017	2018
April	0	0
May	19	21
June	19	21
July	33	
August	77	
September	79	
October	115	
November	138	
December	170	
January	196	
February	205	
March	233	
April	253	
May	279	
June	279	

QUALITY

	Quantity	Base Number	Contract	LHB	Wales
% of FP17s for the same patient ID Re-attending within 3 months - Children	1	49	2.0%	8.2%	11.2%
% of FP17s for the same patient ID Re-attending within 3 months - Adults	0	4	0.0%	13.8%	16.4%
% of FP17s for the same patient ID Re-attending between 3 & 9 months - Children	32	49	65.3%	53.5%	58.1%
% of FP17s for the same patient ID Re-attending between 3 & 9 months - Adults	3	4	75.0%	51.8%	54.8%
% of FP17s for Band 1 Urgent Courses	2	19	10.5%	9.6%	9.2%
% of FP17s Relating to Free Repair or Replacements	0	19	0.0%	0.5%	0.8%
% of FP17s Relating to Continuations	0	19	0.0%	1.2%	0.9%
% of Patients satisfied with the dentistry they have received	1	1	N/A	91.2%	92.1%
% of Patients satisfied with the time they had to wait for an appointment	1	1	N/A	86.0%	87.5%

* This is based on patients treated on this contract for their most recent course of treatment. Figures in italics indicate the base number of FP17s or Patient Questionnaire responses are less than 100. N/A is shown where the base number of responses is less than 10 during the period. % is calculated as Quantity/Base number*100

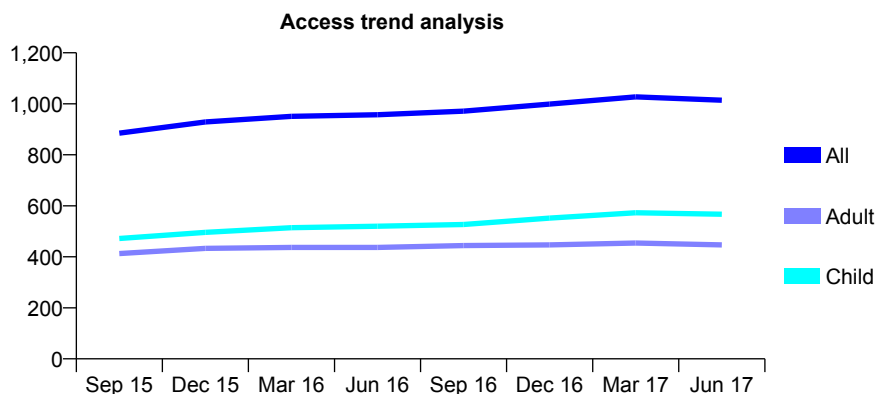
7A7 - Vital Signs At a Glance Contract Report for 964948/0001 - June 2017

Name or company name	MR WJ JENKINS
Contract type name	GDS Contract
Purpose of contract	General
Contract start date	25/10/2013
Contract end date	

17/18 Contracted general activity (UDA)	2,700
Carry forward general activity (UDA)	0
17/18 Contracted orthodontic activity (UOA)	0
Carry forward orthodontic activity (UOA)	0
Baseline contract value	£79,339.66

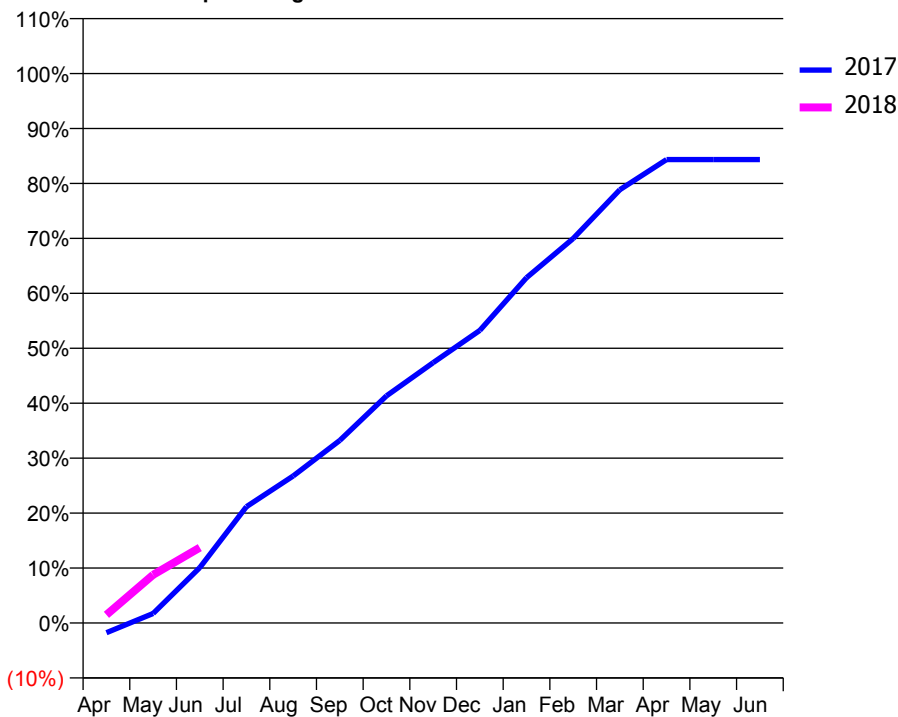
ACCESS*

Patients seen in 24 months	Total	Change since previous quarter
Quarter ending June 2016	957	
Quarter ending September 2016	971	→
Quarter ending December 2016	999	↑
Quarter ending March 2017	1,027	↑
Quarter ending June 2017	1,014	↓
Variance since June 2016	6.0%	↑



ACTIVITY

Cumulative percentage of contracted UDA delivered 2017 & 2018



Adjusted Scheduled Activity (UDA)

Month	2017	2018
April	-48	40
May	47	237
June	272	370
July	572	
August	722	
September	897	
October	1,116	
November	1,279	
December	1,438	
January	1,697	
February	1,890	
March	2,129	
April	2,277	
May	2,277	
June	2,277	

QUALITY

	Quantity	Base Number	Contract	LHB	Wales
% of FP17s for the same patient ID Re-attending within 3 months - Children	9	207	4.3%	8.2%	11.2%
% of FP17s for the same patient ID Re-attending within 3 months - Adults	14	143	9.8%	13.8%	16.4%
% of FP17s for the same patient ID Re-attending between 3 & 9 months - Children	151	207	72.9%	53.5%	58.1%
% of FP17s for the same patient ID Re-attending between 3 & 9 months - Adults	91	143	63.6%	51.8%	54.8%
% of FP17s for Band 1 Urgent Courses	22	269	8.2%	9.6%	9.2%
% of FP17s Relating to Free Repair or Replacements	0	269	0.0%	0.5%	0.8%
% of FP17s Relating to Continuations	2	269	0.7%	1.2%	0.9%
% of Patients satisfied with the dentistry they have received	13	13	100.0%	91.2%	92.1%
% of Patients satisfied with the time they had to wait for an appointment	13	13	100.0%	86.0%	87.5%

* This is based on patients treated on this contract for their most recent course of treatment. Figures in italics indicate the base number of FP17s or Patient Questionnaire responses are less than 100. N/A is shown where the base number of responses is less than 10 during the period. % is calculated as Quantity/Base number*100

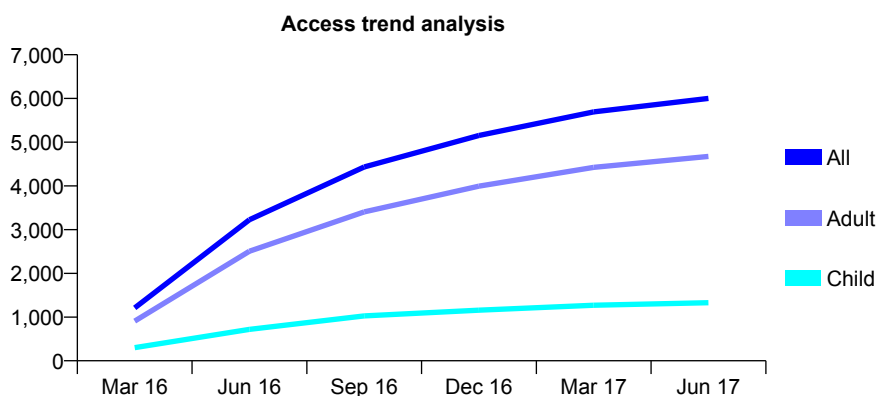
Q44 - Vital Signs At a Glance Contract Report for 100008/0000 - June 2017

Name or company name	Raby Road Dental Centre
Contract type name	GDS Contract
Purpose of contract	General
Contract start date	01/02/2016
Contract end date	

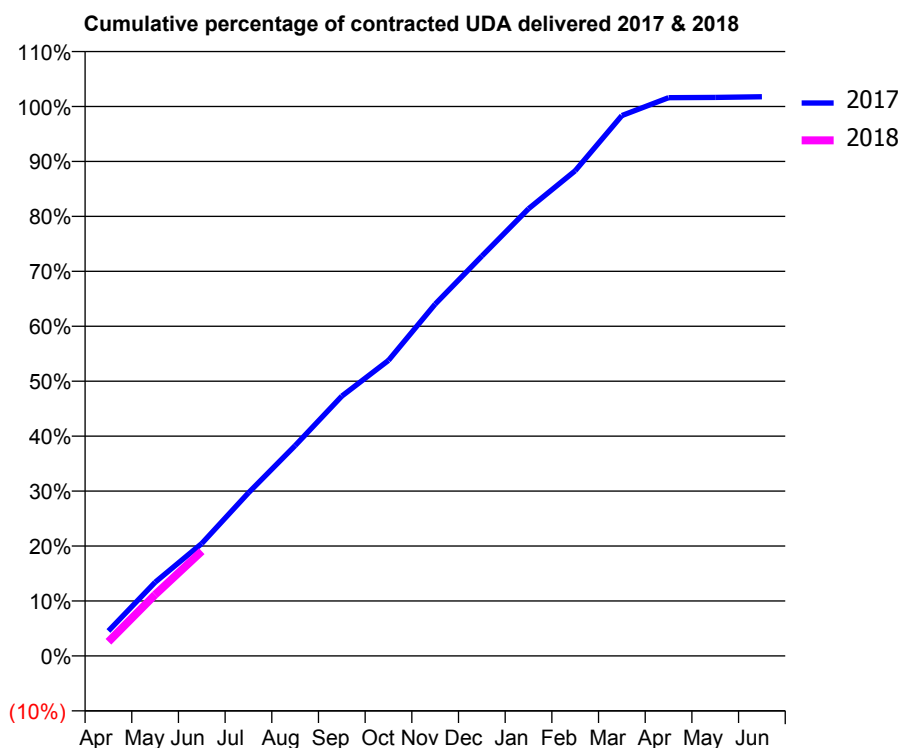
17/18 Contracted general activity (UDA)	19,145
Carry forward general activity (UDA)	0
17/18 Contracted orthodontic activity (UOA)	0
Carry forward orthodontic activity (UOA)	0
Baseline contract value	£541,260.48

ACCESS*

Patients seen in 24 months	Total	Change since previous quarter
Quarter ending June 2016	3,225	
Quarter ending September 2016	4,432	↑
Quarter ending December 2016	5,154	↑
Quarter ending March 2017	5,693	↑
Quarter ending June 2017	6,002	↑
Variance since June 2016	86.1%	↑



ACTIVITY



Month	Adjusted Scheduled Activity (UDA)	
	2017	2018
April	873	495
May	2,568	2,136
June	3,919	3,651
July	5,682	
August	7,329	
September	9,055	
October	10,296	
November	12,256	
December	13,930	
January	15,580	
February	16,904	
March	18,826	
April	19,450	
May	19,458	
June	19,483	

QUALITY

	Quantity	Base Number	Contract	AT	Region	England
% of FP17s for the same patient ID Re-attending within 3 months - Children	43	469	9.2%	11.9%	13.0%	12.0%
% of FP17s for the same patient ID Re-attending within 3 months - Adults	268	1,676	16.0%	17.0%	16.6%	16.0%
% of FP17s for the same patient ID Re-attending between 3 & 9 months - Children	259	469	55.2%	57.3%	59.5%	58.0%
% of FP17s for the same patient ID Re-attending between 3 & 9 months - Adults	959	1,676	57.2%	51.3%	53.1%	50.9%
% of FP17s for Band 1 Urgent Courses	194	1,847	10.5%	9.7%	9.3%	9.1%
% of FP17s Relating to Free Repair or Replacements	19	1,847	1.0%	1.1%	1.0%	0.8%
% of FP17s Relating to Continuations	20	1,847	1.1%	1.4%	1.3%	1.1%
% of Patients satisfied with the dentistry they have received	32	40	80.0%	92.7%	91.9%	91.7%
% of Patients satisfied with the time they had to wait for an appointment	39	40	97.5%	92.5%	88.7%	88.0%

* This is based on patients treated on this contract for their most recent course of treatment. Figures in italics indicate the base number of FP17s or Patient Questionnaire responses are less than 100. N/A is shown where the base number of responses is less than 10 during the period. % is calculated as Quantity/Base number*100

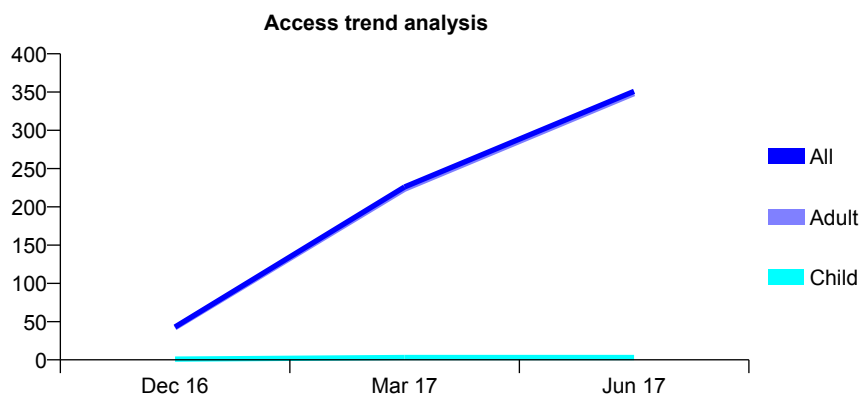
Q44 - Vital Signs At a Glance Contract Report for 100122/0000 - June 2017

Name or company name	The Old Surgery Dental Practice Ltd
Contract type name	PDS Contract
Purpose of contract	General
Contract start date	01/12/2016
Contract end date	30/11/2019

17/18 Contracted general activity (UDA)	3,300
Carry forward general activity (UDA)	0
17/18 Contracted orthodontic activity (UOA)	0
Carry forward orthodontic activity (UOA)	0
Baseline contract value	£174,161.00

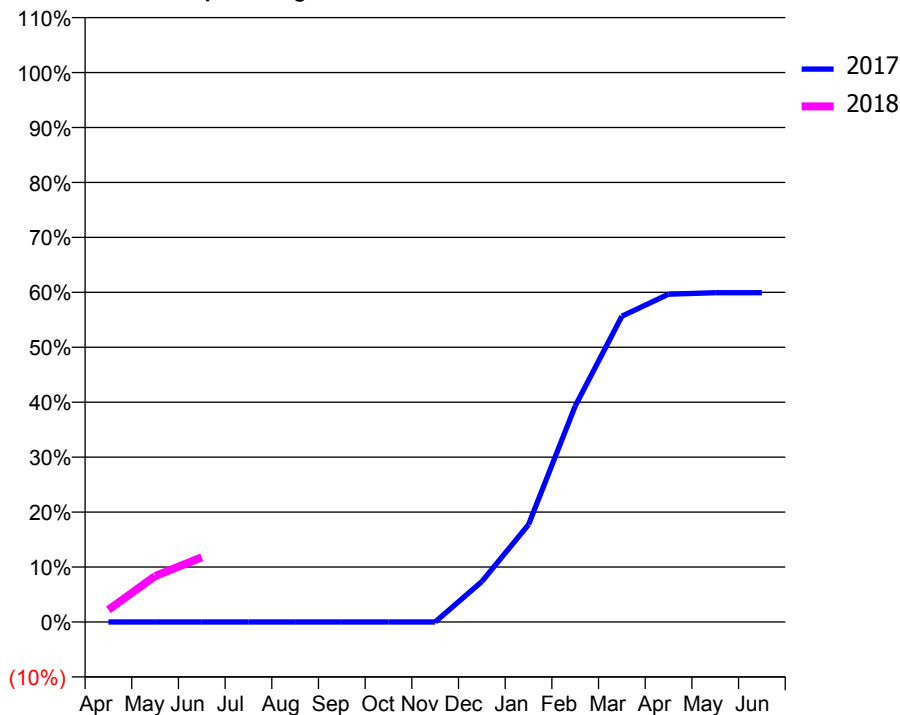
ACCESS*

Patients seen in 24 months	Total	Change since previous quarter
Quarter ending June 2016	0	
Quarter ending September 2016	0	
Quarter ending December 2016	43	↑
Quarter ending March 2017	226	↑
Quarter ending June 2017	351	↑
Variance since June 2016	N/A	



ACTIVITY

Cumulative percentage of contracted UDA delivered 2017 & 2018



Adjusted Scheduled Activity (UDA)

Month	2017	2018
April	0	73
May	0	276
June	0	389
July	0	
August	0	
September	0	
October	0	
November	0	
December	81	
January	195	
February	432	
March	612	
April	656	
May	659	
June	659	

QUALITY

	Quantity	Base Number	Contract	AT	Region	England
% of FP17s for the same patient ID Re-attending within 3 months - Children	0	1	0.0%	11.9%	13.0%	12.0%
% of FP17s for the same patient ID Re-attending within 3 months - Adults	1	167	0.6%	17.0%	16.6%	16.0%
% of FP17s for the same patient ID Re-attending between 3 & 9 months - Children	0	1	0.0%	57.3%	59.5%	58.0%
% of FP17s for the same patient ID Re-attending between 3 & 9 months - Adults	0	167	0.0%	51.3%	53.1%	50.9%
% of FP17s for Band 1 Urgent Courses	0	149	0.0%	9.7%	9.3%	9.1%
% of FP17s Relating to Free Repair or Replacements	0	149	0.0%	1.1%	1.0%	0.8%
% of FP17s Relating to Continuations	1	149	0.7%	1.4%	1.3%	1.1%
% of Patients satisfied with the dentistry they have received	0	0	N/A	92.7%	91.9%	91.7%
% of Patients satisfied with the time they had to wait for an appointment	0	0	N/A	92.5%	88.7%	88.0%

* This is based on patients treated on this contract for their most recent course of treatment. Figures in italics indicate the base number of FP17s or Patient Questionnaire responses are less than 100. N/A is shown where the base number of responses is less than 10 during the period. % is calculated as Quantity/Base number*100

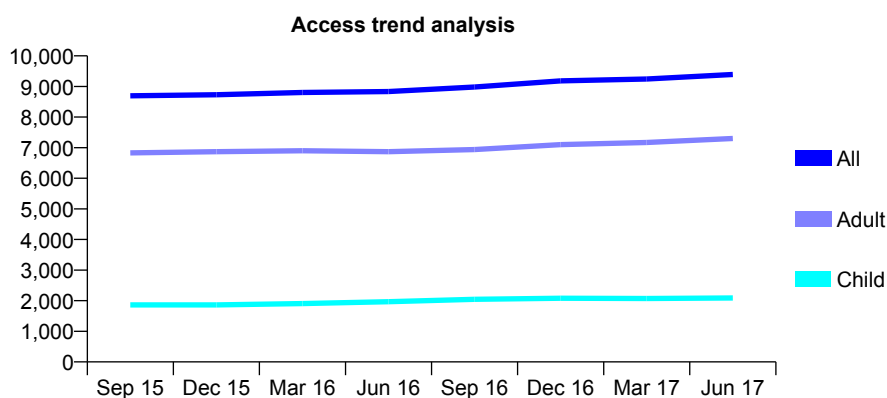
Q44 - Vital Signs At a Glance Contract Report for 101281/0067 - June 2017

Name or company name	OASIS DENTAL CARE LTD
Contract type name	GDS Contract
Purpose of contract	General
Contract start date	01/04/2006
Contract end date	

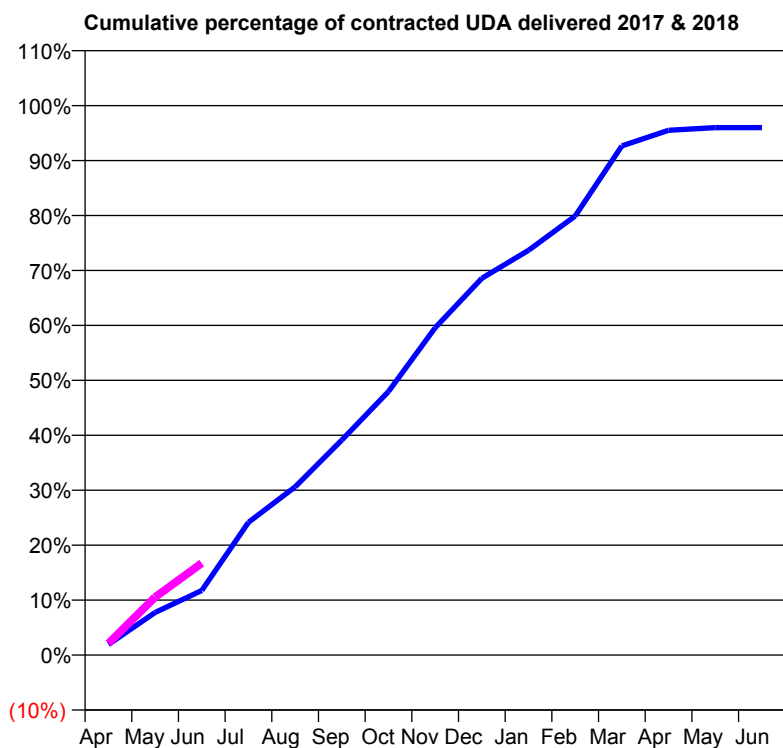
17/18 Contracted general activity (UDA)	30,922
Carry forward general activity (UDA)	0
17/18 Contracted orthodontic activity (UOA)	0
Carry forward orthodontic activity (UOA)	0
Baseline contract value	£663,270.95

ACCESS*

Patients seen in 24 months	Total	Change since previous quarter
Quarter ending June 2016	8,836	
Quarter ending September 2016	8,984	→
Quarter ending December 2016	9,182	↑
Quarter ending March 2017	9,242	→
Quarter ending June 2017	9,390	→
Variance since June 2016	6.3%	↑



ACTIVITY



Month	Adjusted Scheduled Activity (UDA)	
	2017	2018
April	596	659
May	2,397	3,262
June	3,634	5,173
July	7,468	
August	9,470	
September	12,102	
October	14,835	
November	18,419	
December	21,200	
January	22,775	
February	24,703	
March	28,655	
April	29,534	
May	29,680	
June	29,680	

QUALITY

	Quantity	Base Number	Contract	AT	Region	England
% of FP17s for the same patient ID Re-attending within 3 months - Children	111	820	13.5%	11.9%	13.0%	12.0%
% of FP17s for the same patient ID Re-attending within 3 months - Adults	408	2,477	16.5%	17.0%	16.6%	16.0%
% of FP17s for the same patient ID Re-attending between 3 & 9 months - Children	542	820	66.1%	57.3%	59.5%	58.0%
% of FP17s for the same patient ID Re-attending between 3 & 9 months - Adults	1,504	2,477	60.7%	51.3%	53.1%	50.9%
% of FP17s for Band 1 Urgent Courses	248	2,782	8.9%	9.7%	9.3%	9.1%
% of FP17s Relating to Free Repair or Replacements	24	2,782	0.9%	1.1%	1.0%	0.8%
% of FP17s Relating to Continuations	18	2,782	0.6%	1.4%	1.3%	1.1%
% of Patients satisfied with the dentistry they have received	16	20	80.0%	92.7%	91.9%	91.7%
% of Patients satisfied with the time they had to wait for an appointment	18	20	90.0%	92.5%	88.7%	88.0%

* This is based on patients treated on this contract for their most recent course of treatment. Figures in italics indicate the base number of FP17s or Patient Questionnaire responses are less than 100. N/A is shown where the base number of responses is less than 10 during the period. % is calculated as Quantity/Base number*100

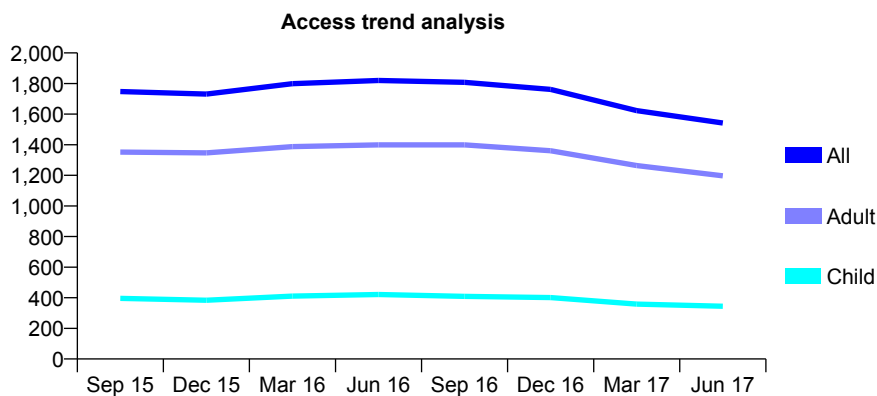
Q44 - Vital Signs At a Glance Contract Report for 101281/0083 - June 2017

Name or company name	OASIS DENTAL CARE LTD
Contract type name	PDS Contract
Purpose of contract	General
Contract start date	01/04/2006
Contract end date	31/03/2020

17/18 Contracted general activity (UDA)	5,676
Carry forward general activity (UDA)	0
17/18 Contracted orthodontic activity (UOA)	0
Carry forward orthodontic activity (UOA)	0
Baseline contract value	£133,948.45

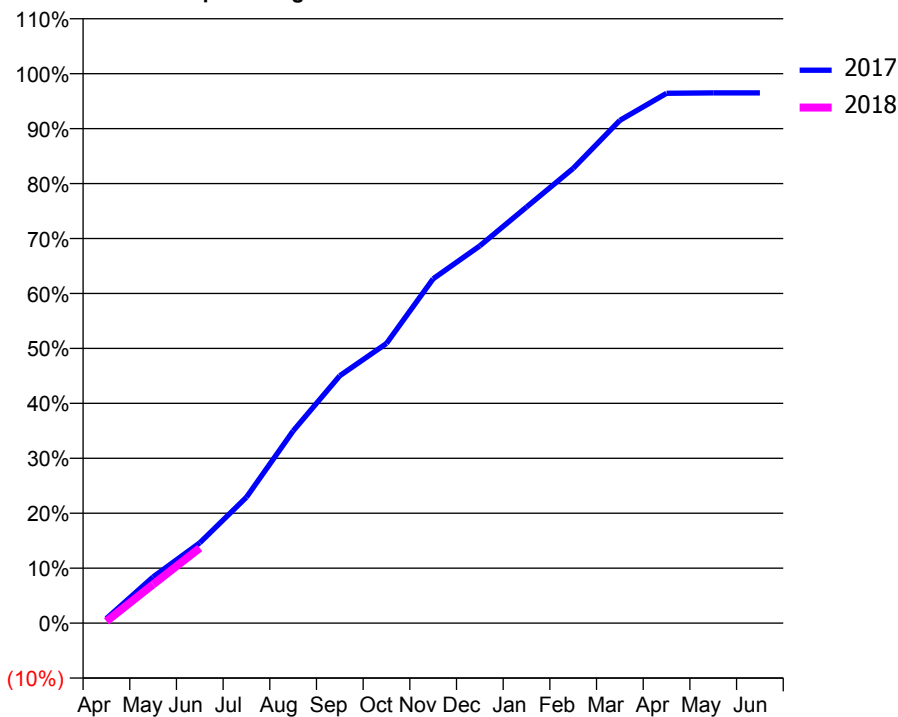
ACCESS*

Patients seen in 24 months	Total	Change since previous quarter
Quarter ending June 2016	1,820	
Quarter ending September 2016	1,808	→
Quarter ending December 2016	1,762	↓
Quarter ending March 2017	1,623	↓
Quarter ending June 2017	1,542	↓
Variance since June 2016	(15.3%)	↓



ACTIVITY

Cumulative percentage of contracted UDA delivered 2017 & 2018



Month	Adjusted Scheduled Activity (UDA)	
	2017	2018
April	47	19
May	478	400
June	829	776
July	1,301	
August	1,985	
September	2,556	
October	2,889	
November	3,558	
December	3,897	
January	4,298	
February	4,697	
March	5,194	
April	5,474	
May	5,477	
June	5,478	

QUALITY

	Quantity	Base Number	Contract	AT	Region	England
% of FP17s for the same patient ID Re-attending within 3 months - Children	6	99	6.1%	11.9%	13.0%	12.0%
% of FP17s for the same patient ID Re-attending within 3 months - Adults	67	392	17.1%	17.0%	16.6%	16.0%
% of FP17s for the same patient ID Re-attending between 3 & 9 months - Children	47	99	47.5%	57.3%	59.5%	58.0%
% of FP17s for the same patient ID Re-attending between 3 & 9 months - Adults	204	392	52.0%	51.3%	53.1%	50.9%
% of FP17s for Band 1 Urgent Courses	34	348	9.8%	9.7%	9.3%	9.1%
% of FP17s Relating to Free Repair or Replacements	5	348	1.4%	1.1%	1.0%	0.8%
% of FP17s Relating to Continuations	11	348	3.2%	1.4%	1.3%	1.1%
% of Patients satisfied with the dentistry they have received	1	1	N/A	92.7%	91.9%	91.7%
% of Patients satisfied with the time they had to wait for an appointment	1	1	N/A	92.5%	88.7%	88.0%

* This is based on patients treated on this contract for their most recent course of treatment. Figures in italics indicate the base number of FP17s or Patient Questionnaire responses are less than 100. N/A is shown where the base number of responses is less than 10 during the period. % is calculated as Quantity/Base number*100

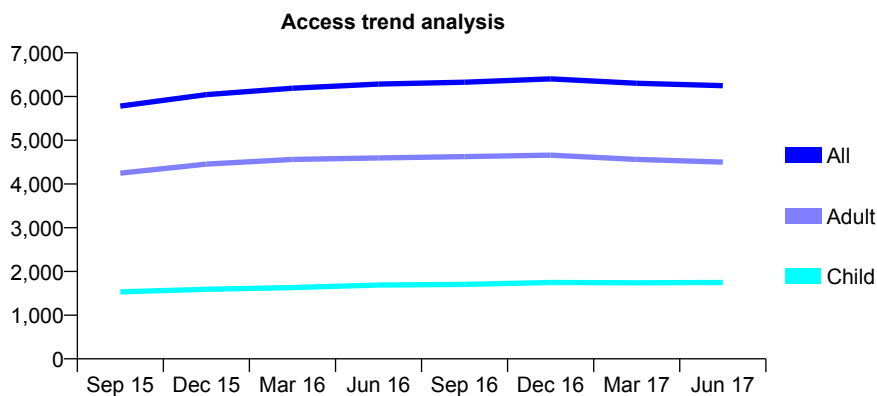
Q44 - Vital Signs At a Glance Contract Report for 101338/0024 - June 2017

Name or company name	Whitecross Dental Care Limited
Contract type name	GDS Contract
Purpose of contract	General
Contract start date	01/04/2006
Contract end date	

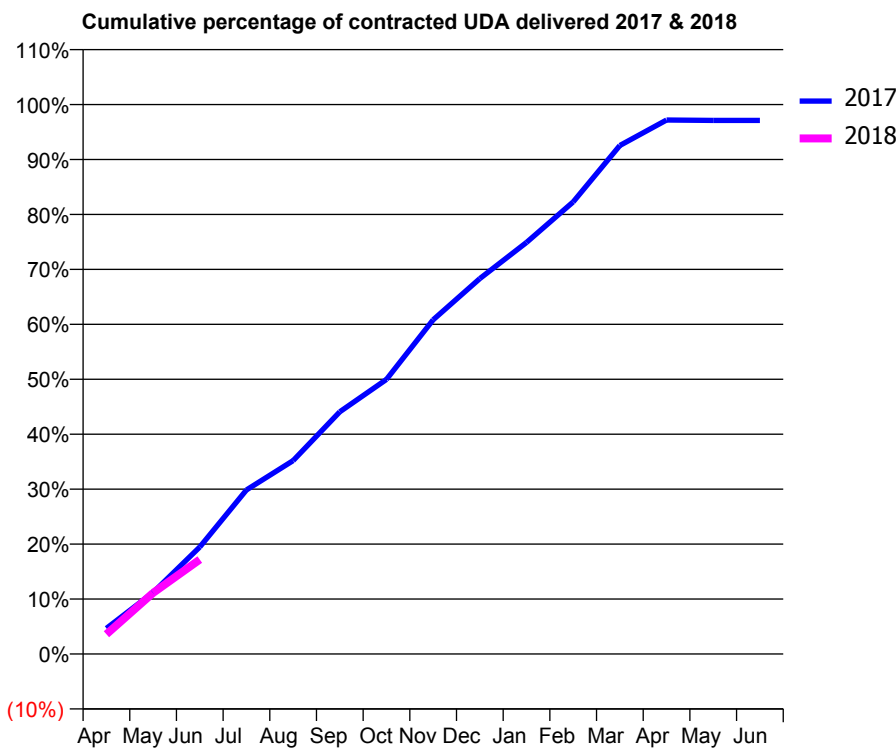
17/18 Contracted general activity (UDA)	15,042
Carry forward general activity (UDA)	0
17/18 Contracted orthodontic activity (UOA)	0
Carry forward orthodontic activity (UOA)	0
Baseline contract value	£451,661.67

ACCESS*

Patients seen in 24 months	Total	Change since previous quarter
Quarter ending June 2016	6,284	
Quarter ending September 2016	6,328	→
Quarter ending December 2016	6,404	→
Quarter ending March 2017	6,302	↓
Quarter ending June 2017	6,248	→
Variance since June 2016	(0.6%)	→



ACTIVITY



Month	Adjusted Scheduled Activity (UDA)	
	2017	2018
April	701	542
May	1,684	1,673
June	2,929	2,585
July	4,490	
August	5,293	
September	6,630	
October	7,519	
November	9,150	
December	10,278	
January	11,266	
February	12,378	
March	13,920	
April	14,619	
May	14,607	
June	14,607	

QUALITY

	Quantity	Base Number	Contract	AT	Region	England
% of FP17s for the same patient ID Re-attending within 3 months - Children	43	551	7.8%	11.9%	13.0%	12.0%
% of FP17s for the same patient ID Re-attending within 3 months - Adults	146	1,164	12.5%	17.0%	16.6%	16.0%
% of FP17s for the same patient ID Re-attending between 3 & 9 months - Children	235	551	42.6%	57.3%	59.5%	58.0%
% of FP17s for the same patient ID Re-attending between 3 & 9 months - Adults	473	1,164	40.6%	51.3%	53.1%	50.9%
% of FP17s for Band 1 Urgent Courses	106	1,427	7.4%	9.7%	9.3%	9.1%
% of FP17s Relating to Free Repair or Replacements	4	1,427	0.3%	1.1%	1.0%	0.8%
% of FP17s Relating to Continuations	20	1,427	1.4%	1.4%	1.3%	1.1%
% of Patients satisfied with the dentistry they have received	7	8	N/A	92.7%	91.9%	91.7%
% of Patients satisfied with the time they had to wait for an appointment	7	8	N/A	92.5%	88.7%	88.0%

* This is based on patients treated on this contract for their most recent course of treatment. Figures in italics indicate the base number of FP17s or Patient Questionnaire responses are less than 100. N/A is shown where the base number of responses is less than 10 during the period. % is calculated as Quantity/Base number*100

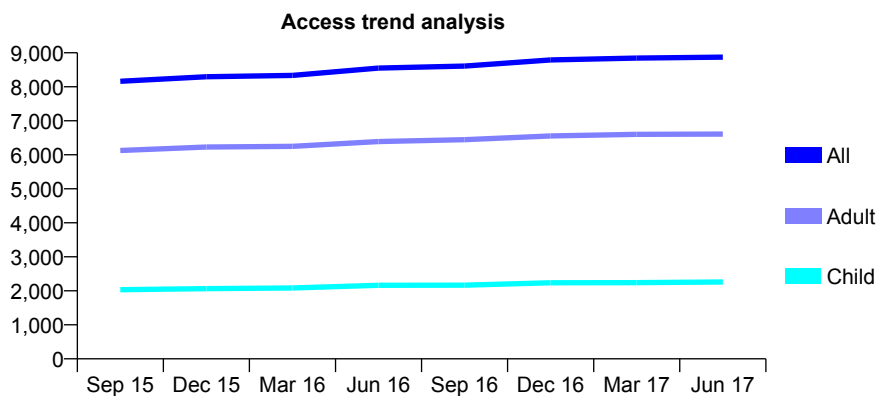
Q44 - Vital Signs At a Glance Contract Report for 101370/0022 - June 2017

Name or company name	Petrie Tucker and Partners Ltd
Contract type name	GDS Contract
Purpose of contract	General
Contract start date	01/04/2006
Contract end date	

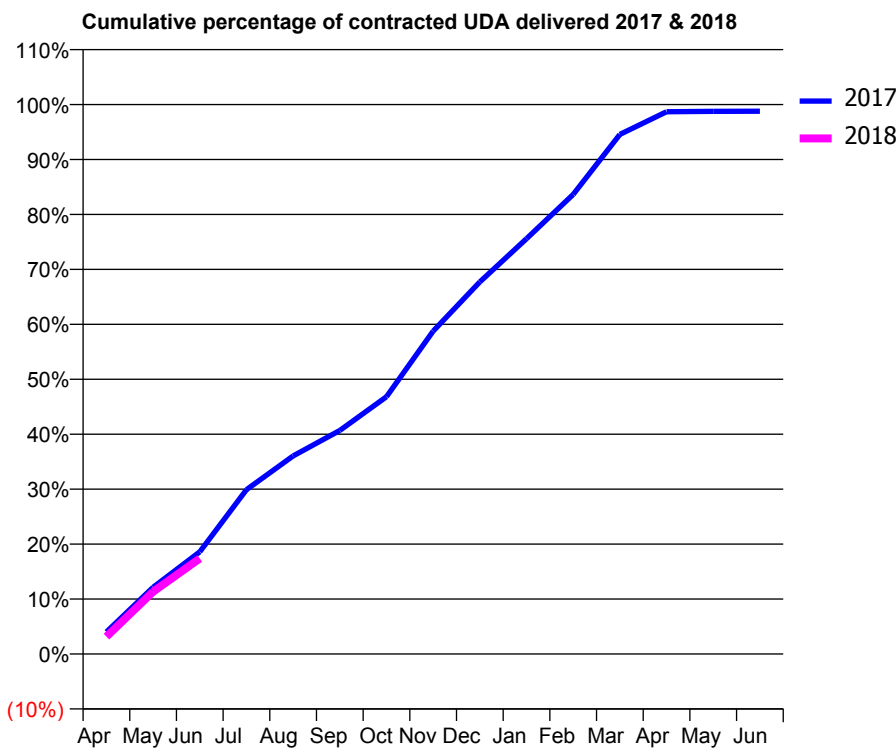
17/18 Contracted general activity (UDA)	24,920
Carry forward general activity (UDA)	0
17/18 Contracted orthodontic activity (UOA)	0
Carry forward orthodontic activity (UOA)	0
Baseline contract value	£716,161.78

ACCESS*

Patients seen in 24 months	Total	Change since previous quarter
Quarter ending June 2016	8,552	
Quarter ending September 2016	8,611	→
Quarter ending December 2016	8,792	↑
Quarter ending March 2017	8,845	→
Quarter ending June 2017	8,871	→
Variance since June 2016	3.7%	↑



ACTIVITY



Month	Adjusted Scheduled Activity (UDA)	
	2017	2018
April	1,003	791
May	3,028	2,829
June	4,636	4,335
July	7,450	
August	8,985	
September	10,137	
October	11,667	
November	14,643	
December	16,876	
January	18,836	
February	20,842	
March	23,564	
April	24,590	
May	24,610	
June	24,618	

QUALITY

	Quantity	Base Number	Contract	AT	Region	England
% of FP17s for the same patient ID Re-attending within 3 months - Children	34	635	5.4%	11.9%	13.0%	12.0%
% of FP17s for the same patient ID Re-attending within 3 months - Adults	201	1,781	11.3%	17.0%	16.6%	16.0%
% of FP17s for the same patient ID Re-attending between 3 & 9 months - Children	303	635	47.7%	57.3%	59.5%	58.0%
% of FP17s for the same patient ID Re-attending between 3 & 9 months - Adults	840	1,781	47.2%	51.3%	53.1%	50.9%
% of FP17s for Band 1 Urgent Courses	109	1,976	5.5%	9.7%	9.3%	9.1%
% of FP17s Relating to Free Repair or Replacements	20	1,976	1.0%	1.1%	1.0%	0.8%
% of FP17s Relating to Continuations	45	1,976	2.3%	1.4%	1.3%	1.1%
% of Patients satisfied with the dentistry they have received	14	15	93.3%	92.7%	91.9%	91.7%
% of Patients satisfied with the time they had to wait for an appointment	12	15	80.0%	92.5%	88.7%	88.0%

* This is based on patients treated on this contract for their most recent course of treatment. Figures in italics indicate the base number of FP17s or Patient Questionnaire responses are less than 100. N/A is shown where the base number of responses is less than 10 during the period. % is calculated as Quantity/Base number*100

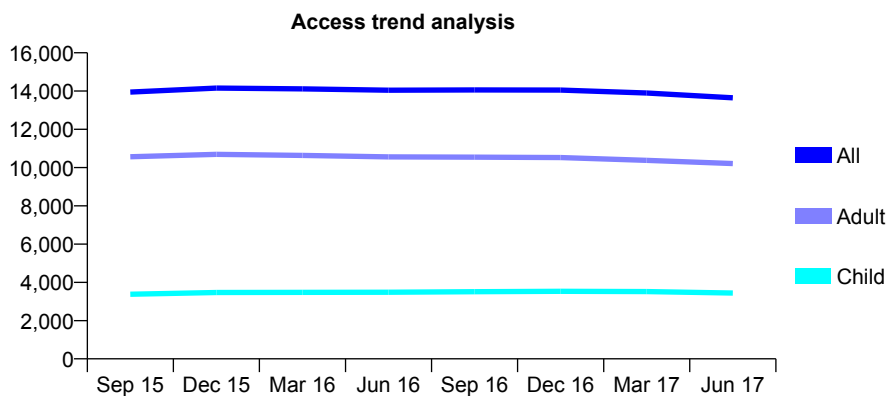
Q44 - Vital Signs At a Glance Contract Report for 101370/0086 - June 2017

Name or company name	Petrie Tucker and Partners Ltd
Contract type name	GDS Contract
Purpose of contract	General
Contract start date	01/04/2007
Contract end date	

17/18 Contracted general activity (UDA)	41,938
Carry forward general activity (UDA)	0
17/18 Contracted orthodontic activity (UOA)	0
Carry forward orthodontic activity (UOA)	0
Baseline contract value	£1,137,209.90

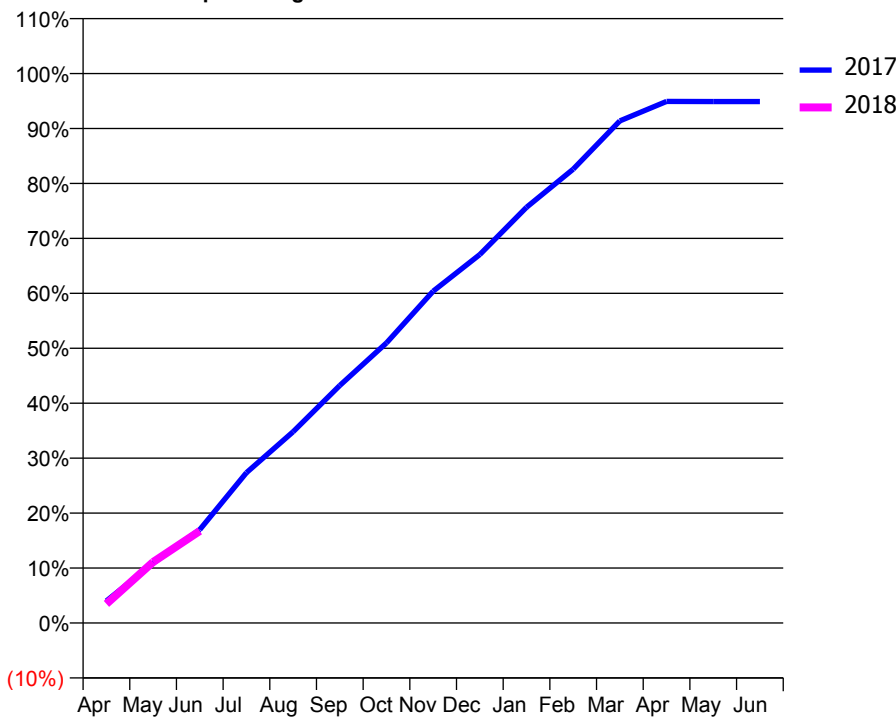
ACCESS*

Patients seen in 24 months	Total	Change since previous quarter
Quarter ending June 2016	14,045	
Quarter ending September 2016	14,056	→
Quarter ending December 2016	14,054	→
Quarter ending March 2017	13,895	↓
Quarter ending June 2017	13,648	↓
Variance since June 2016	(2.8%)	↓



ACTIVITY

Cumulative percentage of contracted UDA delivered 2017 & 2018



Month	Adjusted Scheduled Activity (UDA)	
	2017	2018
April	1,686	1,460
May	4,567	4,656
June	7,128	7,031
July	11,472	
August	14,594	
September	18,130	
October	21,376	
November	25,330	
December	28,124	
January	31,724	
February	34,637	
March	38,317	
April	39,806	
May	39,797	
June	39,796	

QUALITY

	Quantity	Base Number	Contract	AT	Region	England
% of FP17s for the same patient ID Re-attending within 3 months - Children	80	1,071	7.5%	11.9%	13.0%	12.0%
% of FP17s for the same patient ID Re-attending within 3 months - Adults	510	3,116	16.4%	17.0%	16.6%	16.0%
% of FP17s for the same patient ID Re-attending between 3 & 9 months - Children	651	1,071	60.8%	57.3%	59.5%	58.0%
% of FP17s for the same patient ID Re-attending between 3 & 9 months - Adults	1,713	3,116	55.0%	51.3%	53.1%	50.9%
% of FP17s for Band 1 Urgent Courses	387	3,481	11.1%	9.7%	9.3%	9.1%
% of FP17s Relating to Free Repair or Replacements	9	3,481	0.3%	1.1%	1.0%	0.8%
% of FP17s Relating to Continuations	71	3,481	2.0%	1.4%	1.3%	1.1%
% of Patients satisfied with the dentistry they have received	34	34	100.0%	92.7%	91.9%	91.7%
% of Patients satisfied with the time they had to wait for an appointment	30	34	88.2%	92.5%	88.7%	88.0%

* This is based on patients treated on this contract for their most recent course of treatment. Figures in italics indicate the base number of FP17s or Patient Questionnaire responses are less than 100. N/A is shown where the base number of responses is less than 10 during the period. % is calculated as Quantity/Base number*100

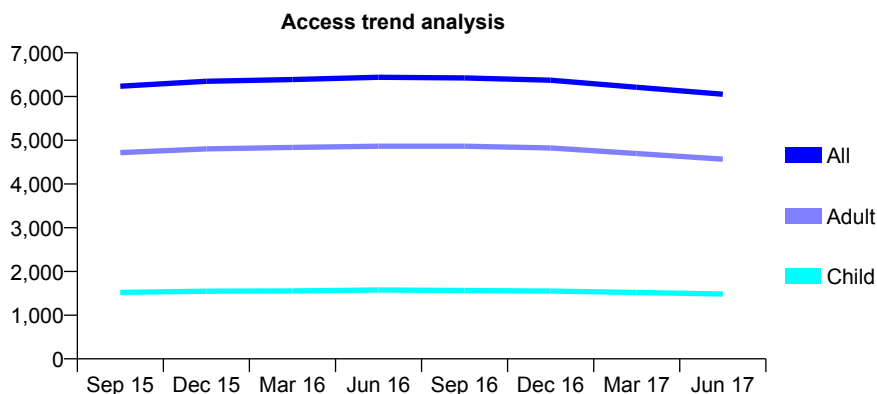
Q44 - Vital Signs At a Glance Contract Report for 101370/0088 - June 2017

Name or company name	Petrie Tucker and Partners Ltd
Contract type name	GDS Contract
Purpose of contract	General
Contract start date	01/04/2007
Contract end date	

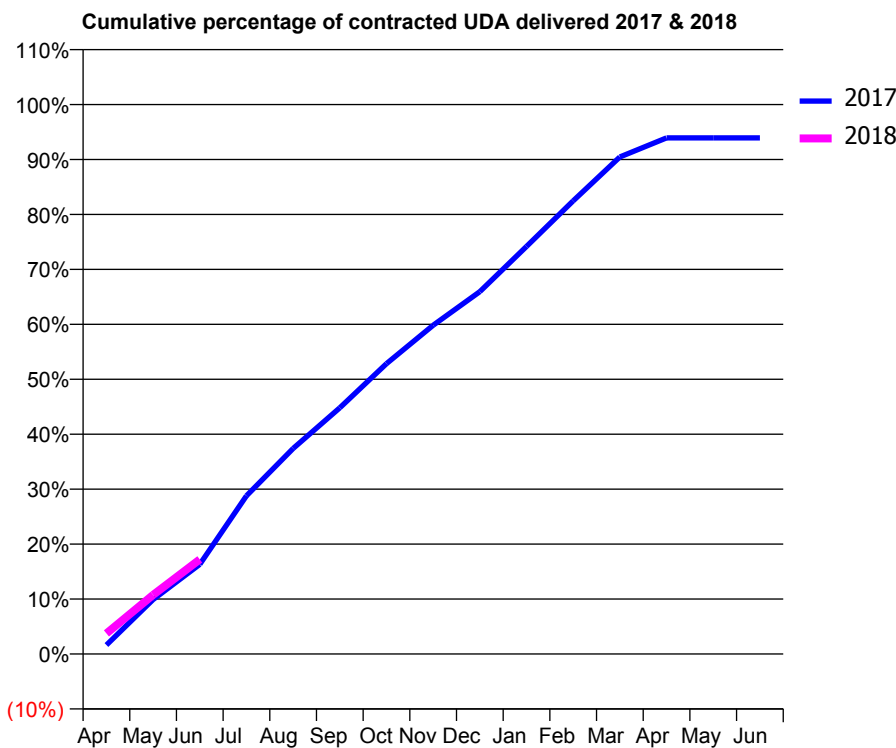
17/18 Contracted general activity (UDA)	20,438
Carry forward general activity (UDA)	0
17/18 Contracted orthodontic activity (UOA)	0
Carry forward orthodontic activity (UOA)	0
Baseline contract value	£626,780.54

ACCESS*

Patients seen in 24 months	Total	Change since previous quarter
Quarter ending June 2016	6,440	
Quarter ending September 2016	6,426	→
Quarter ending December 2016	6,374	→
Quarter ending March 2017	6,213	↓
Quarter ending June 2017	6,052	↓
Variance since June 2016	(6.0%)	↓



ACTIVITY



Month	Adjusted Scheduled Activity (UDA)	
	2017	2018
April	336	768
May	2,028	2,202
June	3,334	3,520
July	5,885	
August	7,645	
September	9,156	
October	10,801	
November	12,227	
December	13,479	
January	15,161	
February	16,853	
March	18,485	
April	19,196	
May	19,197	
June	19,195	

QUALITY

	Quantity	Base Number	Contract	AT	Region	England
% of FP17s for the same patient ID Re-attending within 3 months - Children	33	417	7.9%	11.9%	13.0%	12.0%
% of FP17s for the same patient ID Re-attending within 3 months - Adults	127	1,077	11.8%	17.0%	16.6%	16.0%
% of FP17s for the same patient ID Re-attending between 3 & 9 months - Children	181	417	43.4%	57.3%	59.5%	58.0%
% of FP17s for the same patient ID Re-attending between 3 & 9 months - Adults	448	1,077	41.6%	51.3%	53.1%	50.9%
% of FP17s for Band 1 Urgent Courses	85	1,265	6.7%	9.7%	9.3%	9.1%
% of FP17s Relating to Free Repair or Replacements	4	1,265	0.3%	1.1%	1.0%	0.8%
% of FP17s Relating to Continuations	10	1,265	0.8%	1.4%	1.3%	1.1%
% of Patients satisfied with the dentistry they have received	14	15	93.3%	92.7%	91.9%	91.7%
% of Patients satisfied with the time they had to wait for an appointment	13	15	86.7%	92.5%	88.7%	88.0%

* This is based on patients treated on this contract for their most recent course of treatment. Figures in italics indicate the base number of FP17s or Patient Questionnaire responses are less than 100. N/A is shown where the base number of responses is less than 10 during the period. % is calculated as Quantity/Base number*100

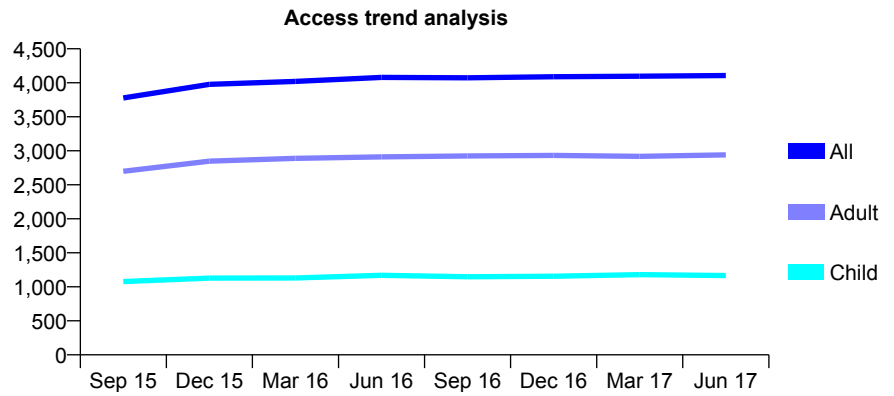
Q44 - Vital Signs At a Glance Contract Report for 101370/0089 - June 2017

Name or company name	Petrie Tucker and Partners Ltd
Contract type name	GDS Contract
Purpose of contract	General
Contract start date	01/04/2007
Contract end date	

17/18 Contracted general activity (UDA)	14,509
Carry forward general activity (UDA)	0
17/18 Contracted orthodontic activity (UOA)	0
Carry forward orthodontic activity (UOA)	0
Baseline contract value	£444,752.48

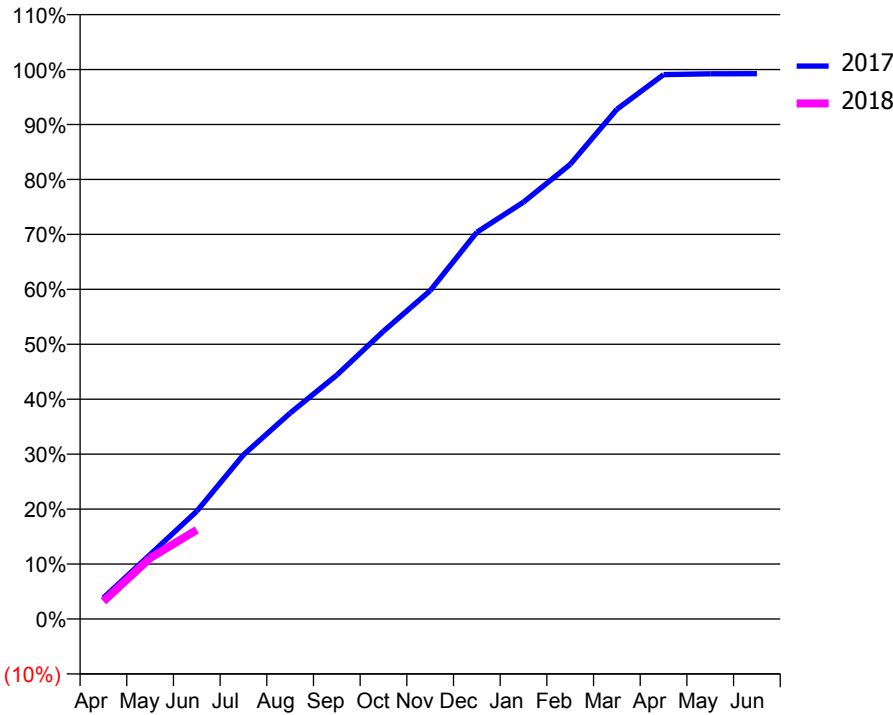
ACCESS*

Patients seen in 24 months	Total	Change since previous quarter
Quarter ending June 2016	4,080	
Quarter ending September 2016	4,073	→
Quarter ending December 2016	4,089	→
Quarter ending March 2017	4,097	→
Quarter ending June 2017	4,107	→
Variance since June 2016	0.7%	→



ACTIVITY

Cumulative percentage of contracted UDA delivered 2017 & 2018



Month	Adjusted Scheduled Activity (UDA)	
	2017	2018
April	557	467
May	1,704	1,606
June	2,846	2,353
July	4,336	
August	5,439	
September	6,441	
October	7,599	
November	8,670	
December	10,212	
January	11,009	
February	12,006	
March	13,457	
April	14,373	
May	14,395	
June	14,399	

QUALITY

	Quantity	Base Number	Contract	AT	Region	England
% of FP17s for the same patient ID Re-attending within 3 months - Children	16	311	5.1%	11.9%	13.0%	12.0%
% of FP17s for the same patient ID Re-attending within 3 months - Adults	103	788	13.1%	17.0%	16.6%	16.0%
% of FP17s for the same patient ID Re-attending between 3 & 9 months - Children	142	311	45.7%	57.3%	59.5%	58.0%
% of FP17s for the same patient ID Re-attending between 3 & 9 months - Adults	354	788	44.9%	51.3%	53.1%	50.9%
% of FP17s for Band 1 Urgent Courses	69	853	8.1%	9.7%	9.3%	9.1%
% of FP17s Relating to Free Repair or Replacements	4	853	0.5%	1.1%	1.0%	0.8%
% of FP17s Relating to Continuations	13	853	1.5%	1.4%	1.3%	1.1%
% of Patients satisfied with the dentistry they have received	11	11	100.0%	92.7%	91.9%	91.7%
% of Patients satisfied with the time they had to wait for an appointment	10	11	90.9%	92.5%	88.7%	88.0%

* This is based on patients treated on this contract for their most recent course of treatment. Figures in italics indicate the base number of FP17s or Patient Questionnaire responses are less than 100. N/A is shown where the base number of responses is less than 10 during the period. % is calculated as Quantity/Base number*100

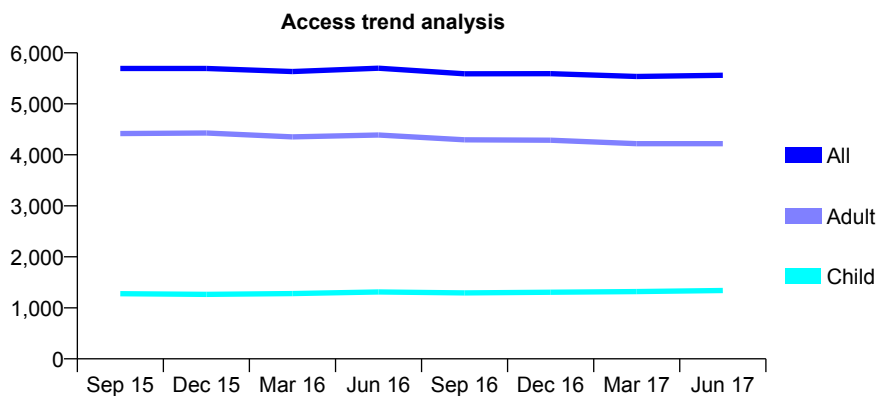
Q44 - Vital Signs At a Glance Contract Report for 101370/0134 - June 2017

Name or company name	Petrie Tucker & Partners Ltd
Contract type name	GDS Contract
Purpose of contract	General
Contract start date	01/04/2012
Contract end date	

17/18 Contracted general activity (UDA)	19,300
Carry forward general activity (UDA)	0
17/18 Contracted orthodontic activity (UOA)	0
Carry forward orthodontic activity (UOA)	0
Baseline contract value	£591,822.69

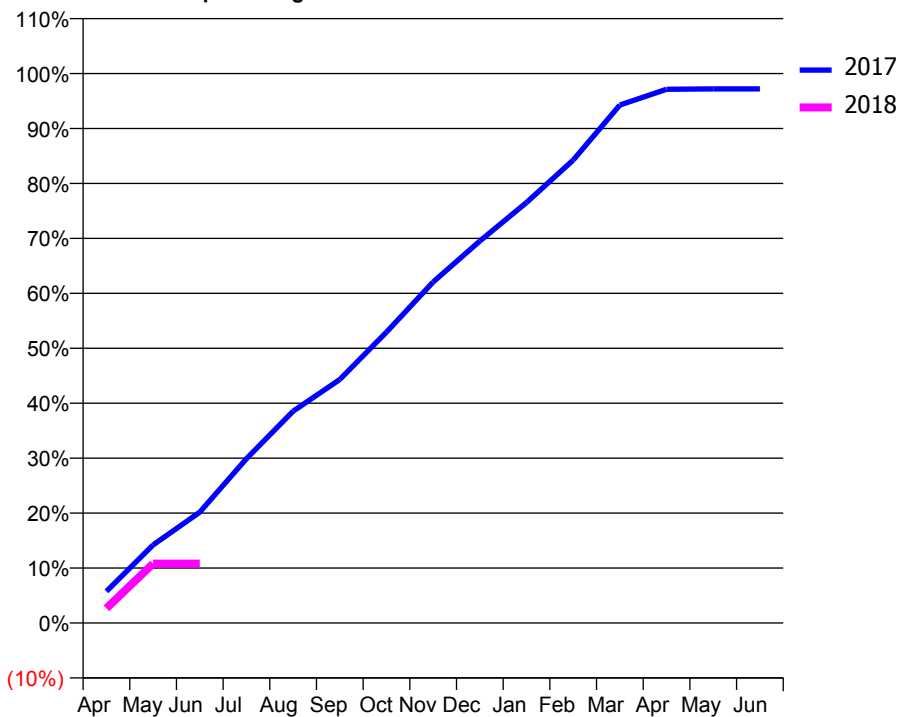
ACCESS*

Patients seen in 24 months	Total	Change since previous quarter
Quarter ending June 2016	5,698	
Quarter ending September 2016	5,588	↓
Quarter ending December 2016	5,590	→
Quarter ending March 2017	5,535	→
Quarter ending June 2017	5,559	→
Variance since June 2016	(2.4%)	↓



ACTIVITY

Cumulative percentage of contracted UDA delivered 2017 & 2018



Month	Adjusted Scheduled Activity (UDA)	
	2017	2018
April	1,110	520
May	2,741	2,089
June	3,895	2,089
July	5,771	
August	7,439	
September	8,555	
October	10,219	
November	11,979	
December	13,414	
January	14,769	
February	16,259	
March	18,191	
April	18,746	
May	18,761	
June	18,761	

QUALITY

	Quantity	Base Number	Contract	AT	Region	England
% of FP17s for the same patient ID Re-attending within 3 months - Children	22	269	8.2%	11.9%	13.0%	12.0%
% of FP17s for the same patient ID Re-attending within 3 months - Adults	118	774	15.2%	17.0%	16.6%	16.0%
% of FP17s for the same patient ID Re-attending between 3 & 9 months - Children	124	269	46.1%	57.3%	59.5%	58.0%
% of FP17s for the same patient ID Re-attending between 3 & 9 months - Adults	353	774	45.6%	51.3%	53.1%	50.9%
% of FP17s for Band 1 Urgent Courses	64	840	7.6%	9.7%	9.3%	9.1%
% of FP17s Relating to Free Repair or Replacements	6	840	0.7%	1.1%	1.0%	0.8%
% of FP17s Relating to Continuations	20	840	2.4%	1.4%	1.3%	1.1%
% of Patients satisfied with the dentistry they have received	13	13	100.0%	92.7%	91.9%	91.7%
% of Patients satisfied with the time they had to wait for an appointment	11	13	84.6%	92.5%	88.7%	88.0%

* This is based on patients treated on this contract for their most recent course of treatment. Figures in italics indicate the base number of FP17s or Patient Questionnaire responses are less than 100. N/A is shown where the base number of responses is less than 10 during the period. % is calculated as Quantity/Base number*100

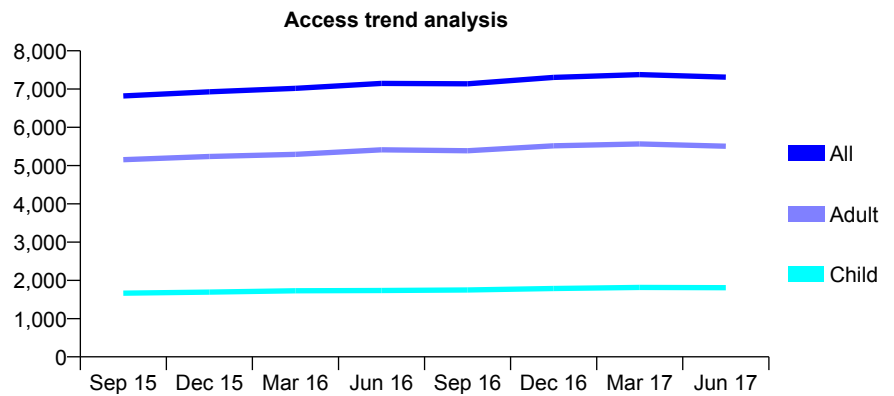
Q44 - Vital Signs At a Glance Contract Report for 101435/0087 - June 2017

Name or company name	IDH Limited
Contract type name	GDS Contract
Purpose of contract	General
Contract start date	25/02/2008
Contract end date	

17/18 Contracted general activity (UDA)	21,177
Carry forward general activity (UDA)	0
17/18 Contracted orthodontic activity (UOA)	0
Carry forward orthodontic activity (UOA)	0
Baseline contract value	£558,782.18

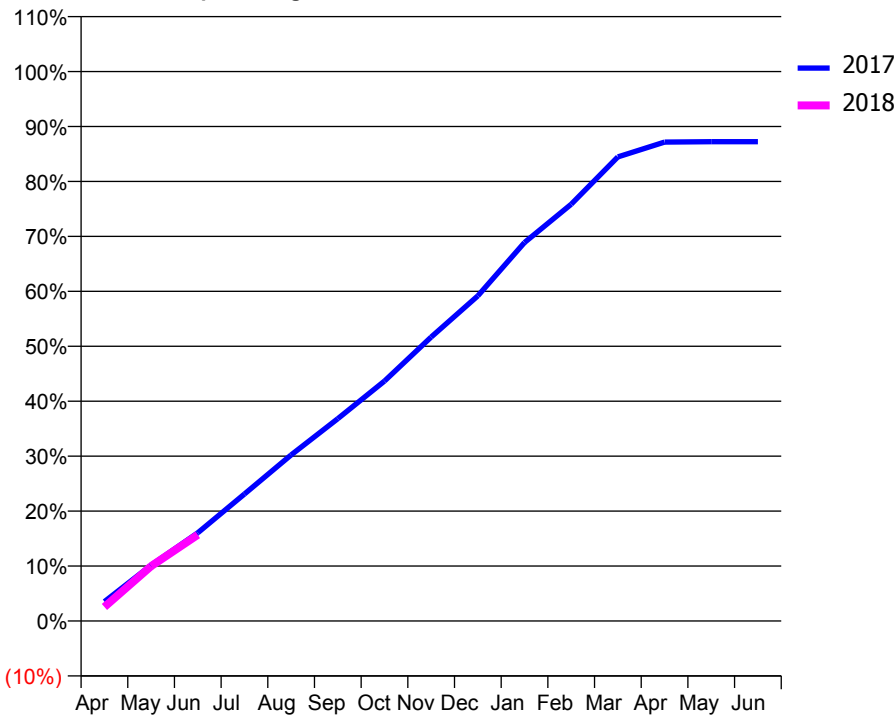
ACCESS*

Patients seen in 24 months	Total	Change since previous quarter
Quarter ending June 2016	7,146	
Quarter ending September 2016	7,136	→
Quarter ending December 2016	7,304	↑
Quarter ending March 2017	7,379	→
Quarter ending June 2017	7,312	→
Variance since June 2016	2.3%	↑



ACTIVITY

Cumulative percentage of contracted UDA delivered 2017 & 2018



Month	Adjusted Scheduled Activity (UDA)	
	2017	2018
April	749	541
May	2,148	2,115
June	3,397	3,324
July	4,895	
August	6,399	
September	7,800	
October	9,247	
November	10,946	
December	12,531	
January	14,588	
February	16,063	
March	17,886	
April	18,459	
May	18,470	
June	18,471	

QUALITY

	Quantity	Base Number	Contract	AT	Region	England
% of FP17s for the same patient ID Re-attending within 3 months - Children	22	468	4.7%	11.9%	13.0%	12.0%
% of FP17s for the same patient ID Re-attending within 3 months - Adults	121	1,156	10.5%	17.0%	16.6%	16.0%
% of FP17s for the same patient ID Re-attending between 3 & 9 months - Children	228	468	48.7%	57.3%	59.5%	58.0%
% of FP17s for the same patient ID Re-attending between 3 & 9 months - Adults	500	1,156	43.3%	51.3%	53.1%	50.9%
% of FP17s for Band 1 Urgent Courses	104	1,409	7.4%	9.7%	9.3%	9.1%
% of FP17s Relating to Free Repair or Replacements	12	1,409	0.9%	1.1%	1.0%	0.8%
% of FP17s Relating to Continuations	20	1,409	1.4%	1.4%	1.3%	1.1%
% of Patients satisfied with the dentistry they have received	17	18	94.4%	92.7%	91.9%	91.7%
% of Patients satisfied with the time they had to wait for an appointment	18	18	100.0%	92.5%	88.7%	88.0%

* This is based on patients treated on this contract for their most recent course of treatment. Figures in italics indicate the base number of FP17s or Patient Questionnaire responses are less than 100. N/A is shown where the base number of responses is less than 10 during the period. % is calculated as Quantity/Base number*100

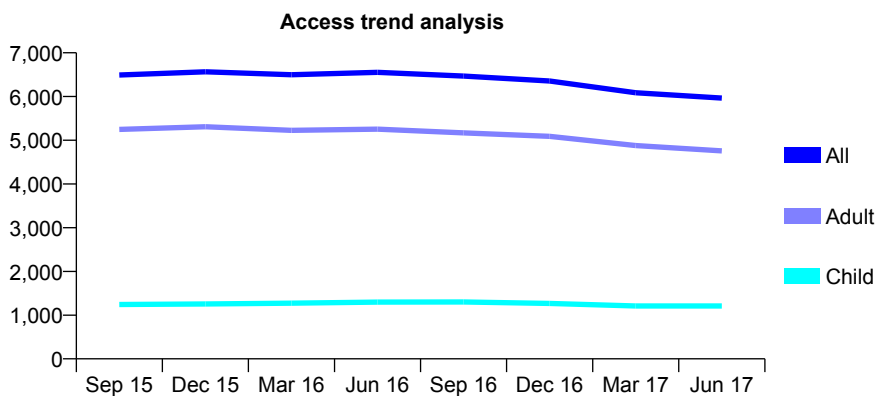
Q44 - Vital Signs At a Glance Contract Report for 101435/0093 - June 2017

Name or company name	IDH Limited
Contract type name	GDS Contract
Purpose of contract	General
Contract start date	01/04/2008
Contract end date	

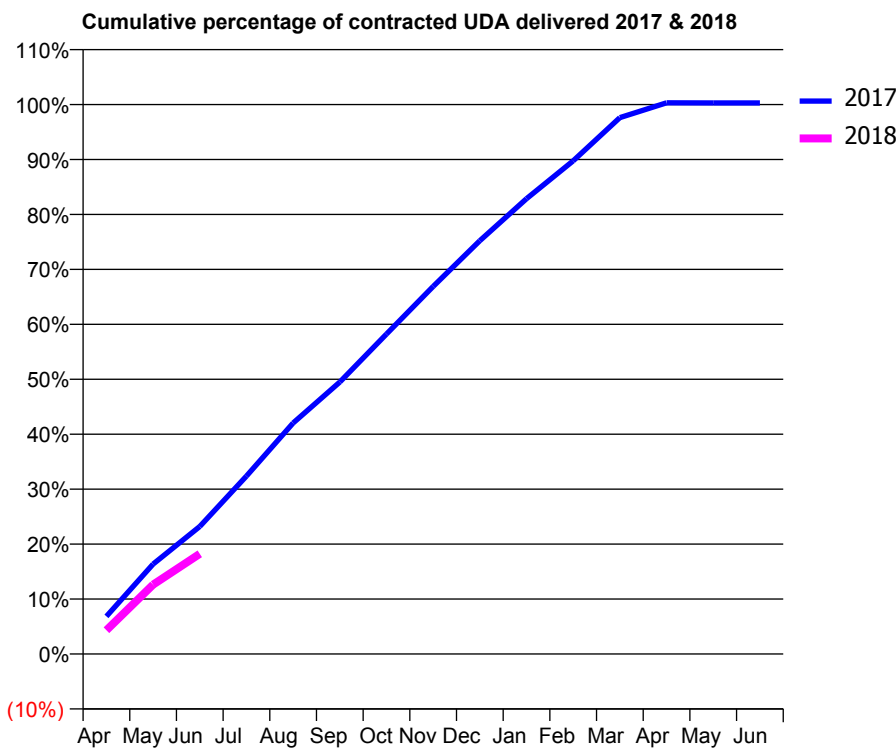
17/18 Contracted general activity (UDA)	17,614
Carry forward general activity (UDA)	0
17/18 Contracted orthodontic activity (UOA)	0
Carry forward orthodontic activity (UOA)	0
Baseline contract value	£425,214.88

ACCESS*

Patients seen in 24 months	Total	Change since previous quarter
Quarter ending June 2016	6,552	
Quarter ending September 2016	6,468	↓
Quarter ending December 2016	6,356	↓
Quarter ending March 2017	6,087	↓
Quarter ending June 2017	5,965	↓
Variance since June 2016	(9.0%)	↓



ACTIVITY



Adjusted Scheduled Activity (UDA)		
Month	2017	2018
April	1,206	764
May	2,883	2,223
June	4,090	3,212
July	5,706	
August	7,406	
September	8,719	
October	10,255	
November	11,783	
December	13,248	
January	14,594	
February	15,811	
March	17,195	
April	17,669	
May	17,666	
June	17,666	

QUALITY

	Quantity	Base Number	Contract	AT	Region	England
% of FP17s for the same patient ID Re-attending within 3 months - Children	27	410	6.6%	11.9%	13.0%	12.0%
% of FP17s for the same patient ID Re-attending within 3 months - Adults	139	1,178	11.8%	17.0%	16.6%	16.0%
% of FP17s for the same patient ID Re-attending between 3 & 9 months - Children	210	410	51.2%	57.3%	59.5%	58.0%
% of FP17s for the same patient ID Re-attending between 3 & 9 months - Adults	537	1,178	45.6%	51.3%	53.1%	50.9%
% of FP17s for Band 1 Urgent Courses	71	1,396	5.1%	9.7%	9.3%	9.1%
% of FP17s Relating to Free Repair or Replacements	9	1,396	0.6%	1.1%	1.0%	0.8%
% of FP17s Relating to Continuations	36	1,396	2.6%	1.4%	1.3%	1.1%
% of Patients satisfied with the dentistry they have received	2	2	N/A	92.7%	91.9%	91.7%
% of Patients satisfied with the time they had to wait for an appointment	1	2	N/A	92.5%	88.7%	88.0%

* This is based on patients treated on this contract for their most recent course of treatment. Figures in italics indicate the base number of FP17s or Patient Questionnaire responses are less than 100. N/A is shown where the base number of responses is less than 10 during the period. % is calculated as Quantity/Base number*100

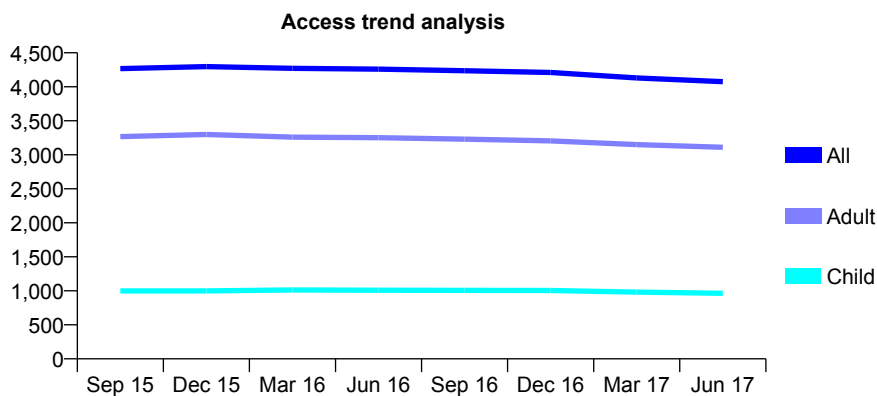
Q44 - Vital Signs At a Glance Contract Report for 102059/0001 - June 2017

Name or company name	Chester Road Dental Practice
Contract type name	GDS Contract
Purpose of contract	General
Contract start date	01/01/2011
Contract end date	

17/18 Contracted general activity (UDA)	8,313
Carry forward general activity (UDA)	0
17/18 Contracted orthodontic activity (UOA)	0
Carry forward orthodontic activity (UOA)	0
Baseline contract value	£239,526.38

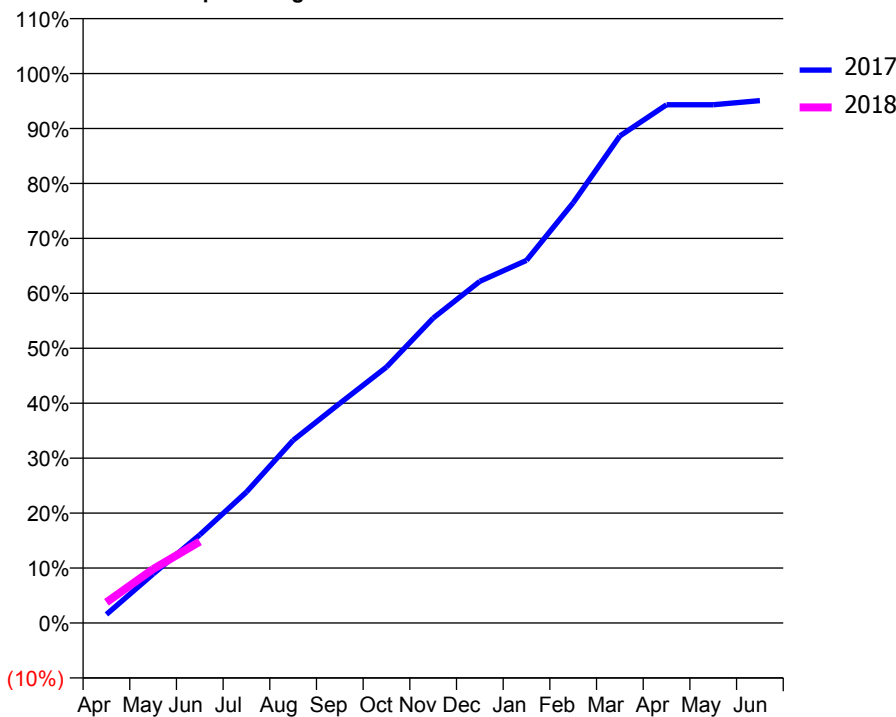
ACCESS*

Patients seen in 24 months	Total	Change since previous quarter
Quarter ending June 2016	4,260	
Quarter ending September 2016	4,237	→
Quarter ending December 2016	4,210	→
Quarter ending March 2017	4,131	↓
Quarter ending June 2017	4,075	↓
Variance since June 2016	(4.3%)	↓



ACTIVITY

Cumulative percentage of contracted UDA delivered 2017 & 2018



Month	Adjusted Scheduled Activity (UDA)	
	2017	2018
April	130	313
May	741	815
June	1,334	1,232
July	1,982	
August	2,765	
September	3,323	
October	3,873	
November	4,613	
December	5,170	
January	5,486	
February	6,357	
March	7,367	
April	7,840	
May	7,840	
June	7,902	

QUALITY

	Quantity	Base Number	Contract	AT	Region	England
% of FP17s for the same patient ID Re-attending within 3 months - Children	36	309	11.7%	11.9%	13.0%	12.0%
% of FP17s for the same patient ID Re-attending within 3 months - Adults	158	936	16.9%	17.0%	16.6%	16.0%
% of FP17s for the same patient ID Re-attending between 3 & 9 months - Children	175	309	56.6%	57.3%	59.5%	58.0%
% of FP17s for the same patient ID Re-attending between 3 & 9 months - Adults	433	936	46.3%	51.3%	53.1%	50.9%
% of FP17s for Band 1 Urgent Courses	77	725	10.6%	9.7%	9.3%	9.1%
% of FP17s Relating to Free Repair or Replacements	10	725	1.4%	1.1%	1.0%	0.8%
% of FP17s Relating to Continuations	8	725	1.1%	1.4%	1.3%	1.1%
% of Patients satisfied with the dentistry they have received	10	10	100.0%	92.7%	91.9%	91.7%
% of Patients satisfied with the time they had to wait for an appointment	8	10	80.0%	92.5%	88.7%	88.0%

* This is based on patients treated on this contract for their most recent course of treatment. Figures in italics indicate the base number of FP17s or Patient Questionnaire responses are less than 100. N/A is shown where the base number of responses is less than 10 during the period. % is calculated as Quantity/Base number*100

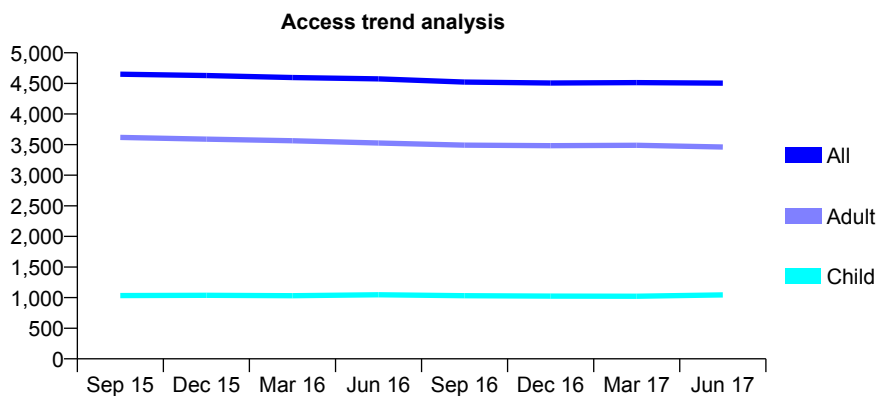
Q44 - Vital Signs At a Glance Contract Report for 102172/0001 - June 2017

Name or company name	Crystal Dental Clinic Ltd
Contract type name	GDS Contract
Purpose of contract	General
Contract start date	01/05/2011
Contract end date	

17/18 Contracted general activity (UDA)	13,705
Carry forward general activity (UDA)	0
17/18 Contracted orthodontic activity (UOA)	0
Carry forward orthodontic activity (UOA)	0
Baseline contract value	£365,714.89

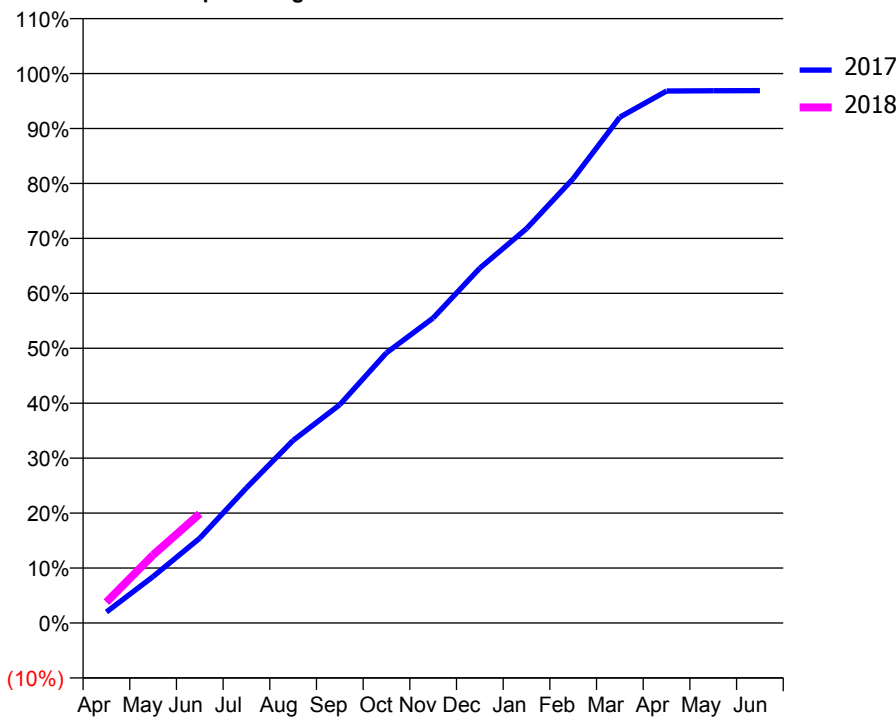
ACCESS*

Patients seen in 24 months	Total	Change since previous quarter
Quarter ending June 2016	4,574	
Quarter ending September 2016	4,522	↓
Quarter ending December 2016	4,507	→
Quarter ending March 2017	4,513	→
Quarter ending June 2017	4,504	→
Variance since June 2016	(1.5%)	↓



ACTIVITY

Cumulative percentage of contracted UDA delivered 2017 & 2018



Month	Adjusted Scheduled Activity (UDA)	
	2017	2018
April	274	520
May	1,160	1,697
June	2,116	2,727
July	3,369	
August	4,556	
September	5,445	
October	6,739	
November	7,609	
December	8,851	
January	9,835	
February	11,083	
March	12,618	
April	13,268	
May	13,276	
June	13,278	

QUALITY

	Quantity	Base Number	Contract	AT	Region	England
% of FP17s for the same patient ID Re-attending within 3 months - Children	27	424	6.4%	11.9%	13.0%	12.0%
% of FP17s for the same patient ID Re-attending within 3 months - Adults	208	1,445	14.4%	17.0%	16.6%	16.0%
% of FP17s for the same patient ID Re-attending between 3 & 9 months - Children	248	424	58.5%	57.3%	59.5%	58.0%
% of FP17s for the same patient ID Re-attending between 3 & 9 months - Adults	893	1,445	61.8%	51.3%	53.1%	50.9%
% of FP17s for Band 1 Urgent Courses	90	1,572	5.7%	9.7%	9.3%	9.1%
% of FP17s Relating to Free Repair or Replacements	27	1,572	1.7%	1.1%	1.0%	0.8%
% of FP17s Relating to Continuations	9	1,572	0.6%	1.4%	1.3%	1.1%
% of Patients satisfied with the dentistry they have received	16	18	88.9%	92.7%	91.9%	91.7%
% of Patients satisfied with the time they had to wait for an appointment	17	18	94.4%	92.5%	88.7%	88.0%

* This is based on patients treated on this contract for their most recent course of treatment. Figures in italics indicate the base number of FP17s or Patient Questionnaire responses are less than 100. N/A is shown where the base number of responses is less than 10 during the period. % is calculated as Quantity/Base number*100

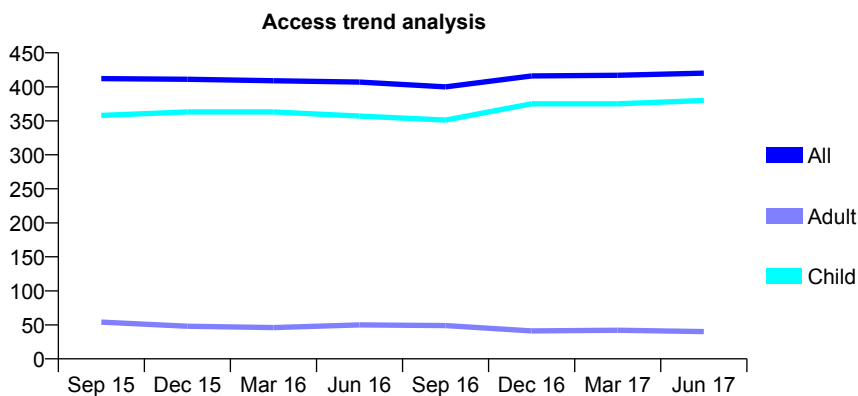
Q44 - Vital Signs At a Glance Contract Report for 103292/0001 - June 2017

Name or company name	Baran & Hull Ltd
Contract type name	GDS Contract
Purpose of contract	General
Contract start date	01/04/2011
Contract end date	

17/18 Contracted general activity (UDA)	1,000
Carry forward general activity (UDA)	0
17/18 Contracted orthodontic activity (UOA)	0
Carry forward orthodontic activity (UOA)	0
Baseline contract value	£25,162.26

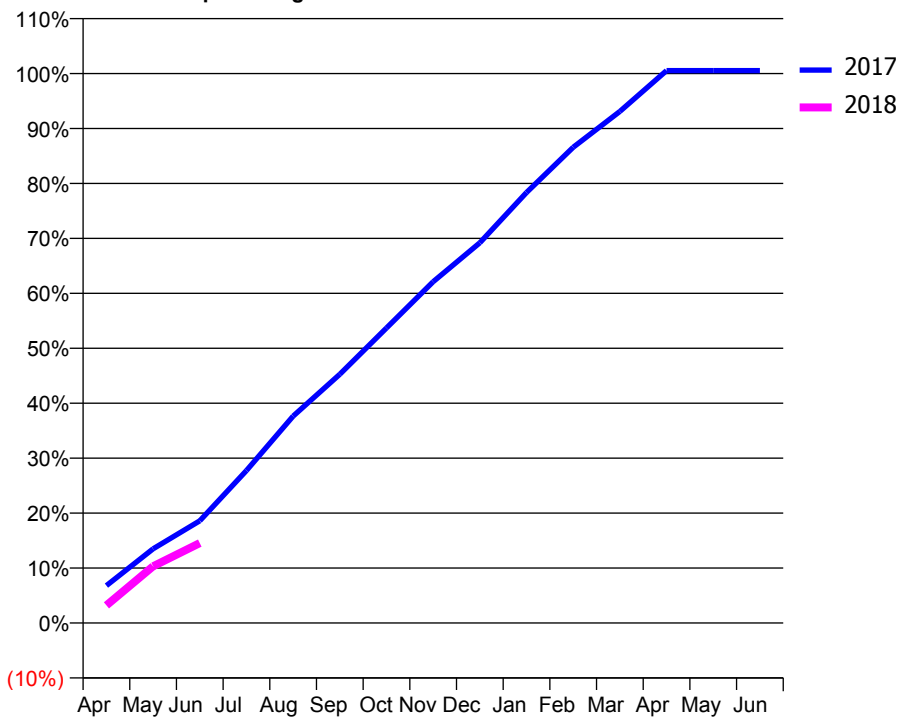
ACCESS*

Patients seen in 24 months	Total	Change since previous quarter
Quarter ending June 2016	407	
Quarter ending September 2016	400	↓
Quarter ending December 2016	416	↑
Quarter ending March 2017	417	→
Quarter ending June 2017	420	→
Variance since June 2016	3.2%	↑



ACTIVITY

Cumulative percentage of contracted UDA delivered 2017 & 2018



Month	Adjusted Scheduled Activity (UDA)	
	2017	2018
April	68	32
May	135	103
June	186	146
July	278	
August	377	
September	453	
October	537	
November	621	
December	692	
January	783	
February	866	
March	931	
April	1,005	
May	1,005	
June	1,005	

QUALITY

	Quantity	Base Number	Contract	AT	Region	England
% of FP17s for the same patient ID Re-attending within 3 months - Children	26	180	14.4%	11.9%	13.0%	12.0%
% of FP17s for the same patient ID Re-attending within 3 months - Adults	0	0	N/A	17.0%	16.6%	16.0%
% of FP17s for the same patient ID Re-attending between 3 & 9 months - Children	129	180	71.7%	57.3%	59.5%	58.0%
% of FP17s for the same patient ID Re-attending between 3 & 9 months - Adults	0	0	N/A	51.3%	53.1%	50.9%
% of FP17s for Band 1 Urgent Courses	3	131	2.3%	9.7%	9.3%	9.1%
% of FP17s Relating to Free Repair or Replacements	0	131	0.0%	1.1%	1.0%	0.8%
% of FP17s Relating to Continuations	0	131	0.0%	1.4%	1.3%	1.1%
% of Patients satisfied with the dentistry they have received	1	1	N/A	92.7%	91.9%	91.7%
% of Patients satisfied with the time they had to wait for an appointment	1	1	N/A	92.5%	88.7%	88.0%

* This is based on patients treated on this contract for their most recent course of treatment. Figures in italics indicate the base number of FP17s or Patient Questionnaire responses are less than 100. N/A is shown where the base number of responses is less than 10 during the period. % is calculated as Quantity/Base number*100

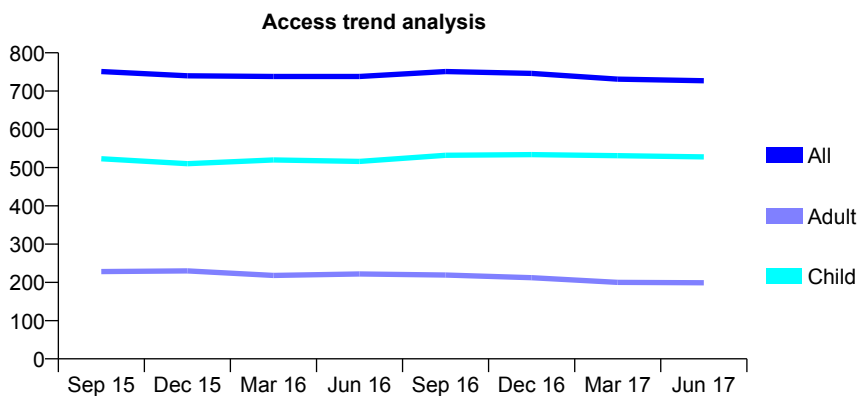
Q44 - Vital Signs At a Glance Contract Report for 103306/0001 - June 2017

Name or company name	PD Dental Care Ltd
Contract type name	GDS Contract
Purpose of contract	General
Contract start date	01/05/2011
Contract end date	

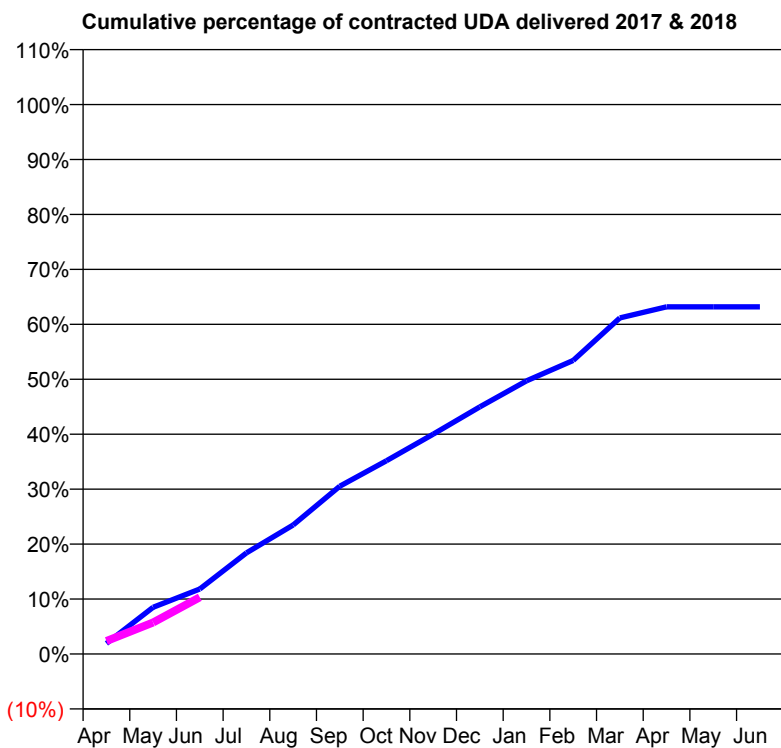
17/18 Contracted general activity (UDA)	2,648
Carry forward general activity (UDA)	0
17/18 Contracted orthodontic activity (UOA)	0
Carry forward orthodontic activity (UOA)	0
Baseline contract value	£66,767.13

ACCESS*

Patients seen in 24 months	Total	Change since previous quarter
Quarter ending June 2016	738	
Quarter ending September 2016	751	→
Quarter ending December 2016	746	→
Quarter ending March 2017	731	↓
Quarter ending June 2017	727	→
Variance since June 2016	(1.5%)	↓



ACTIVITY



Month	Adjusted Scheduled Activity (UDA)	
	2017	2018
April	51	62
May	225	152
June	313	273
July	488	
August	622	
September	809	
October	931	
November	1,059	
December	1,191	
January	1,316	
February	1,415	
March	1,620	
April	1,673	
May	1,673	
June	1,673	

QUALITY

	Quantity	Base Number	Contract	AT	Region	England
% of FP17s for the same patient ID Re-attending within 3 months - Children	16	207	7.7%	11.9%	13.0%	12.0%
% of FP17s for the same patient ID Re-attending within 3 months - Adults	4	40	10.0%	17.0%	16.6%	16.0%
% of FP17s for the same patient ID Re-attending between 3 & 9 months - Children	153	207	73.9%	57.3%	59.5%	58.0%
% of FP17s for the same patient ID Re-attending between 3 & 9 months - Adults	29	40	72.5%	51.3%	53.1%	50.9%
% of FP17s for Band 1 Urgent Courses	7	202	3.5%	9.7%	9.3%	9.1%
% of FP17s Relating to Free Repair or Replacements	0	202	0.0%	1.1%	1.0%	0.8%
% of FP17s Relating to Continuations	1	202	0.5%	1.4%	1.3%	1.1%
% of Patients satisfied with the dentistry they have received	1	1	N/A	92.7%	91.9%	91.7%
% of Patients satisfied with the time they had to wait for an appointment	0	1	N/A	92.5%	88.7%	88.0%

* This is based on patients treated on this contract for their most recent course of treatment. Figures in italics indicate the base number of FP17s or Patient Questionnaire responses are less than 100. N/A is shown where the base number of responses is less than 10 during the period. % is calculated as Quantity/Base number*100

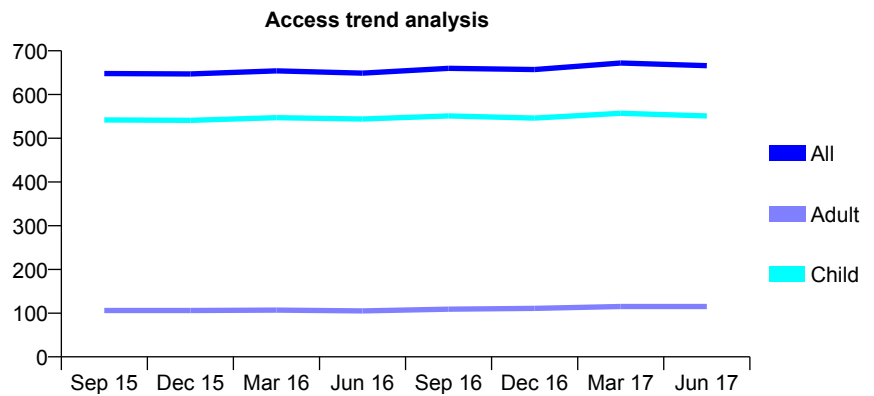
Q44 - Vital Signs At a Glance Contract Report for 104892/0001 - June 2017

Name or company name	The King Street Dental Practice Ltd
Contract type name	GDS Contract
Purpose of contract	General
Contract start date	01/04/2007
Contract end date	

17/18 Contracted general activity (UDA)	1,644
Carry forward general activity (UDA)	0
17/18 Contracted orthodontic activity (UOA)	0
Carry forward orthodontic activity (UOA)	0
Baseline contract value	£34,906.75

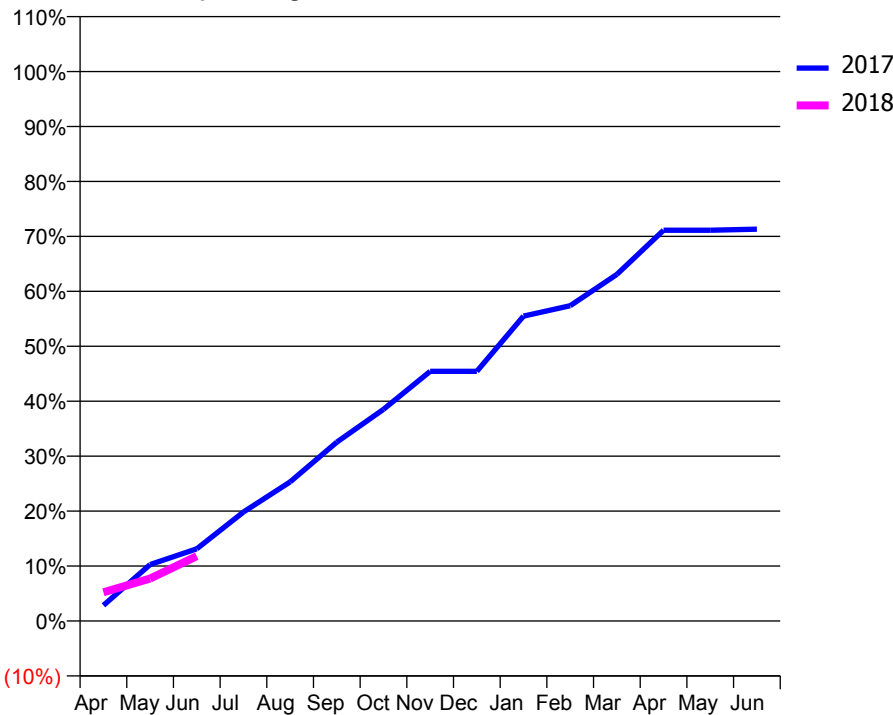
ACCESS*

Patients seen in 24 months	Total	Change since previous quarter
Quarter ending June 2016	649	
Quarter ending September 2016	660	→
Quarter ending December 2016	657	→
Quarter ending March 2017	672	↑
Quarter ending June 2017	666	→
Variance since June 2016	2.6%	↑



ACTIVITY

Cumulative percentage of contracted UDA delivered 2017 & 2018



Month	Adjusted Scheduled Activity (UDA)	
	2017	2018
April	47	86
May	169	127
June	216	194
July	326	
August	416	
September	535	
October	633	
November	747	
December	747	
January	912	
February	943	
March	1,037	
April	1,169	
May	1,169	
June	1,172	

QUALITY

	Quantity	Base Number	Contract	AT	Region	England
% of FP17s for the same patient ID Re-attending within 3 months - Children	29	267	10.9%	11.9%	13.0%	12.0%
% of FP17s for the same patient ID Re-attending within 3 months - Adults	0	11	0.0%	17.0%	16.6%	16.0%
% of FP17s for the same patient ID Re-attending between 3 & 9 months - Children	155	267	58.1%	57.3%	59.5%	58.0%
% of FP17s for the same patient ID Re-attending between 3 & 9 months - Adults	8	11	72.7%	51.3%	53.1%	50.9%
% of FP17s for Band 1 Urgent Courses	0	171	0.0%	9.7%	9.3%	9.1%
% of FP17s Relating to Free Repair or Replacements	0	171	0.0%	1.1%	1.0%	0.8%
% of FP17s Relating to Continuations	0	171	0.0%	1.4%	1.3%	1.1%
% of Patients satisfied with the dentistry they have received	0	0	N/A	92.7%	91.9%	91.7%
% of Patients satisfied with the time they had to wait for an appointment	0	0	N/A	92.5%	88.7%	88.0%

* This is based on patients treated on this contract for their most recent course of treatment. Figures in italics indicate the base number of FP17s or Patient Questionnaire responses are less than 100. N/A is shown where the base number of responses is less than 10 during the period. % is calculated as Quantity/Base number*100

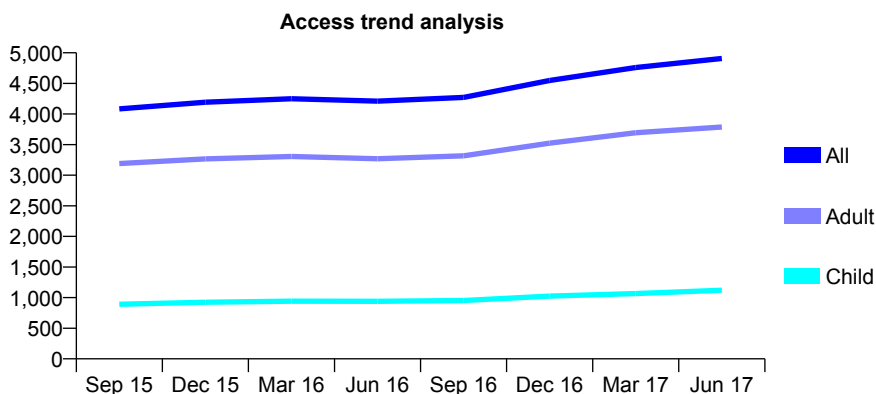
Q44 - Vital Signs At a Glance Contract Report for 105120/0001 - June 2017

Name or company name	Handforth Dental Practice LLP
Contract type name	GDS Contract
Purpose of contract	General
Contract start date	01/06/2007
Contract end date	

17/18 Contracted general activity (UDA)	16,767
Carry forward general activity (UDA)	0
17/18 Contracted orthodontic activity (UOA)	0
Carry forward orthodontic activity (UOA)	0
Baseline contract value	£412,632.33

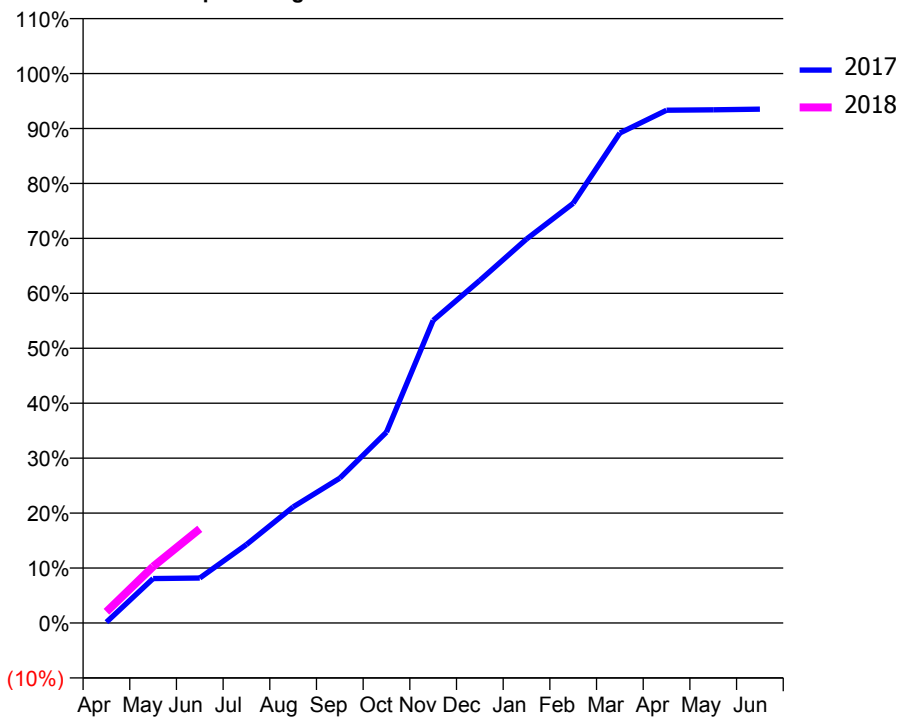
ACCESS*

Patients seen in 24 months	Total	Change since previous quarter
Quarter ending June 2016	4,210	
Quarter ending September 2016	4,272	→
Quarter ending December 2016	4,548	↑
Quarter ending March 2017	4,759	↑
Quarter ending June 2017	4,908	↑
Variance since June 2016	16.6%	↑



ACTIVITY

Cumulative percentage of contracted UDA delivered 2017 & 2018



Month	Adjusted Scheduled Activity (UDA)	
	2017	2018
April	25	343
May	1,356	1,724
June	1,375	2,874
July	2,396	
August	3,541	
September	4,419	
October	5,824	
November	9,233	
December	10,456	
January	11,715	
February	12,808	
March	14,953	
April	15,646	
May	15,661	
June	15,680	

QUALITY

	Quantity	Base Number	Contract	AT	Region	England
% of FP17s for the same patient ID Re-attending within 3 months - Children	39	448	8.7%	11.9%	13.0%	12.0%
% of FP17s for the same patient ID Re-attending within 3 months - Adults	224	1,309	17.1%	17.0%	16.6%	16.0%
% of FP17s for the same patient ID Re-attending between 3 & 9 months - Children	257	448	57.4%	57.3%	59.5%	58.0%
% of FP17s for the same patient ID Re-attending between 3 & 9 months - Adults	730	1,309	55.8%	51.3%	53.1%	50.9%
% of FP17s for Band 1 Urgent Courses	102	1,460	7.0%	9.7%	9.3%	9.1%
% of FP17s Relating to Free Repair or Replacements	30	1,460	2.1%	1.1%	1.0%	0.8%
% of FP17s Relating to Continuations	43	1,460	2.9%	1.4%	1.3%	1.1%
% of Patients satisfied with the dentistry they have received	11	12	91.7%	92.7%	91.9%	91.7%
% of Patients satisfied with the time they had to wait for an appointment	11	12	91.7%	92.5%	88.7%	88.0%

* This is based on patients treated on this contract for their most recent course of treatment. Figures in italics indicate the base number of FP17s or Patient Questionnaire responses are less than 100. N/A is shown where the base number of responses is less than 10 during the period. % is calculated as Quantity/Base number*100

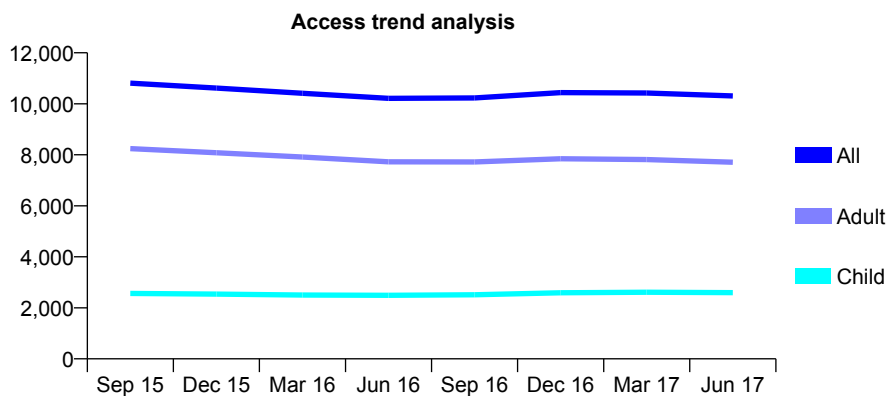
Q44 - Vital Signs At a Glance Contract Report for 105902/0001 - June 2017

Name or company name	MAC Dental Centre Ltd
Contract type name	GDS Contract
Purpose of contract	General
Contract start date	01/05/2011
Contract end date	

17/18 Contracted general activity (UDA)	34,000
Carry forward general activity (UDA)	0
17/18 Contracted orthodontic activity (UOA)	0
Carry forward orthodontic activity (UOA)	0
Baseline contract value	£779,059.43

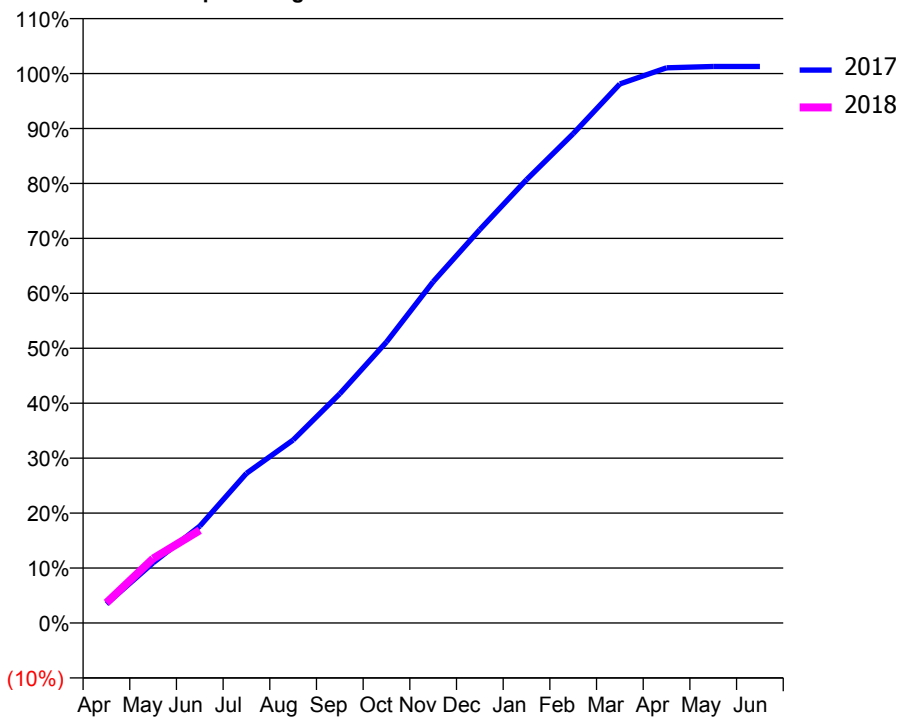
ACCESS*

Patients seen in 24 months	Total	Change since previous quarter
Quarter ending June 2016	10,215	
Quarter ending September 2016	10,228	→
Quarter ending December 2016	10,438	↑
Quarter ending March 2017	10,426	→
Quarter ending June 2017	10,307	↓
Variance since June 2016	0.9%	→



ACTIVITY

Cumulative percentage of contracted UDA delivered 2017 & 2018



Month	Adjusted Scheduled Activity (UDA)	
	2017	2018
April	1,182	1,249
May	3,723	3,989
June	5,991	5,738
July	9,258	
August	11,325	
September	14,190	
October	17,387	
November	21,115	
December	24,346	
January	27,431	
February	30,272	
March	33,357	
April	34,349	
May	34,431	
June	34,436	

QUALITY

	Quantity	Base Number	Contract	AT	Region	England
% of FP17s for the same patient ID Re-attending within 3 months - Children	68	867	7.8%	11.9%	13.0%	12.0%
% of FP17s for the same patient ID Re-attending within 3 months - Adults	405	2,429	16.7%	17.0%	16.6%	16.0%
% of FP17s for the same patient ID Re-attending between 3 & 9 months - Children	532	867	61.4%	57.3%	59.5%	58.0%
% of FP17s for the same patient ID Re-attending between 3 & 9 months - Adults	1,330	2,429	54.8%	51.3%	53.1%	50.9%
% of FP17s for Band 1 Urgent Courses	256	2,821	9.1%	9.7%	9.3%	9.1%
% of FP17s Relating to Free Repair or Replacements	67	2,821	2.4%	1.1%	1.0%	0.8%
% of FP17s Relating to Continuations	26	2,821	0.9%	1.4%	1.3%	1.1%
% of Patients satisfied with the dentistry they have received	20	24	83.3%	92.7%	91.9%	91.7%
% of Patients satisfied with the time they had to wait for an appointment	22	24	91.7%	92.5%	88.7%	88.0%

* This is based on patients treated on this contract for their most recent course of treatment. Figures in italics indicate the base number of FP17s or Patient Questionnaire responses are less than 100. N/A is shown where the base number of responses is less than 10 during the period. % is calculated as Quantity/Base number*100

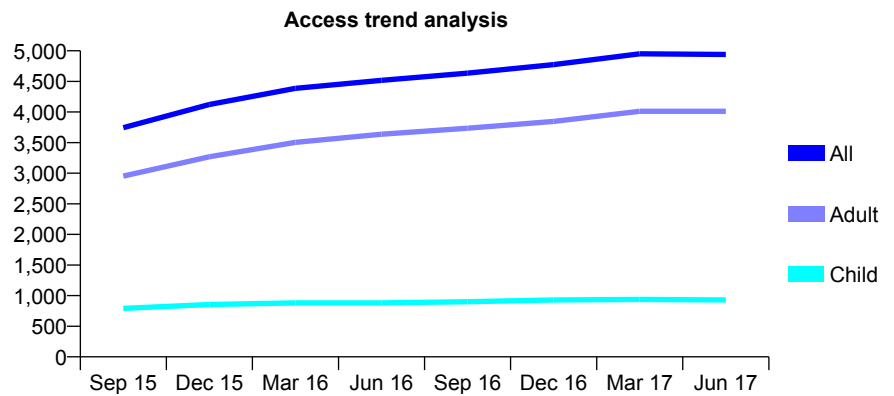
Q44 - Vital Signs At a Glance Contract Report for 106690/0001 - June 2017

Name or company name	Mary Samuel, Sankey Street Dental Practic
Contract type name	GDS Contract
Purpose of contract	General
Contract start date	01/04/2014
Contract end date	

17/18 Contracted general activity (UDA)	14,090
Carry forward general activity (UDA)	0
17/18 Contracted orthodontic activity (UOA)	0
Carry forward orthodontic activity (UOA)	0
Baseline contract value	£302,227.79

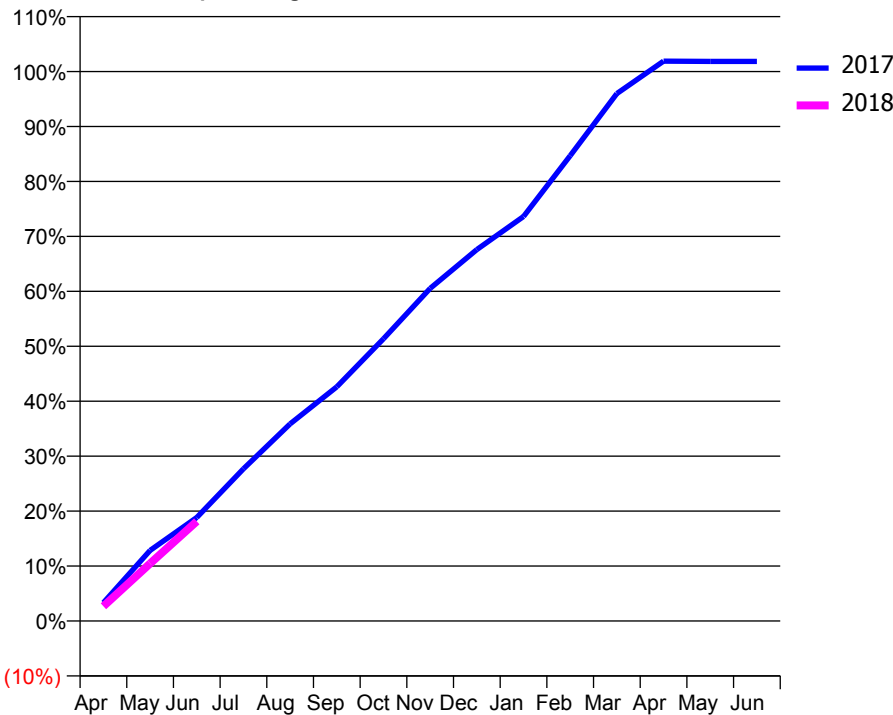
ACCESS*

Patients seen in 24 months	Total	Change since previous quarter
Quarter ending June 2016	4,518	
Quarter ending September 2016	4,636	↑
Quarter ending December 2016	4,775	↑
Quarter ending March 2017	4,951	↑
Quarter ending June 2017	4,941	→
Variance since June 2016	9.4%	↑



ACTIVITY

Cumulative percentage of contracted UDA delivered 2017 & 2018



Month	Adjusted Scheduled Activity (UDA)	
	2017	2018
April	469	376
May	1,810	1,474
June	2,654	2,555
July	3,903	
August	5,054	
September	6,007	
October	7,237	
November	8,531	
December	9,525	
January	10,372	
February	11,933	
March	13,523	
April	14,357	
May	14,349	
June	14,349	

QUALITY

	Quantity	Base Number	Contract	AT	Region	England
% of FP17s for the same patient ID Re-attending within 3 months - Children	16	281	5.7%	11.9%	13.0%	12.0%
% of FP17s for the same patient ID Re-attending within 3 months - Adults	207	1,239	16.7%	17.0%	16.6%	16.0%
% of FP17s for the same patient ID Re-attending between 3 & 9 months - Children	167	281	59.4%	57.3%	59.5%	58.0%
% of FP17s for the same patient ID Re-attending between 3 & 9 months - Adults	586	1,239	47.3%	51.3%	53.1%	50.9%
% of FP17s for Band 1 Urgent Courses	88	1,092	8.1%	9.7%	9.3%	9.1%
% of FP17s Relating to Free Repair or Replacements	16	1,092	1.5%	1.1%	1.0%	0.8%
% of FP17s Relating to Continuations	10	1,092	0.9%	1.4%	1.3%	1.1%
% of Patients satisfied with the dentistry they have received	7	8	N/A	92.7%	91.9%	91.7%
% of Patients satisfied with the time they had to wait for an appointment	7	8	N/A	92.5%	88.7%	88.0%

* This is based on patients treated on this contract for their most recent course of treatment. Figures in italics indicate the base number of FP17s or Patient Questionnaire responses are less than 100. N/A is shown where the base number of responses is less than 10 during the period. % is calculated as Quantity/Base number*100

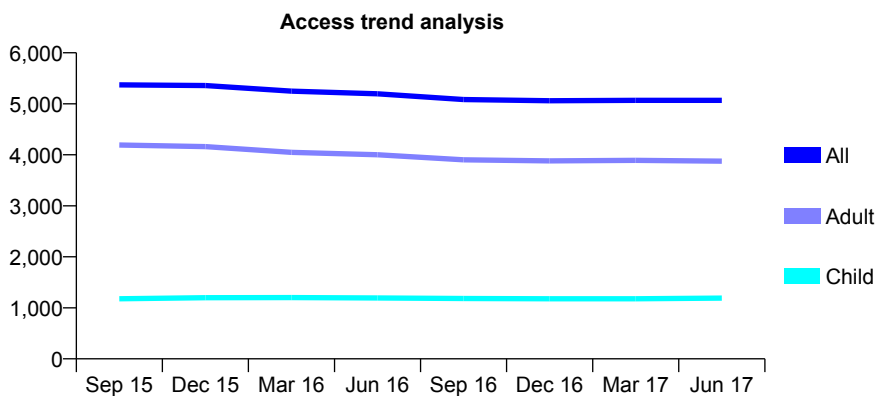
Q44 - Vital Signs At a Glance Contract Report for 106976/0001 - June 2017

Name or company name	Greasby Dental Centre
Contract type name	GDS Contract
Purpose of contract	General
Contract start date	01/08/2009
Contract end date	

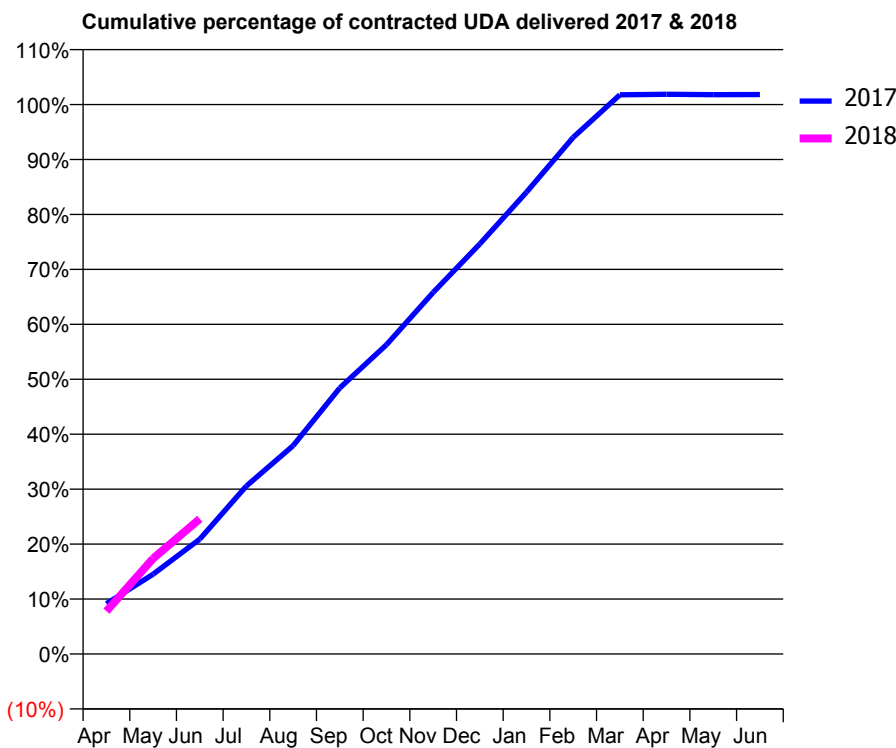
17/18 Contracted general activity (UDA)	14,380
Carry forward general activity (UDA)	0
17/18 Contracted orthodontic activity (UOA)	0
Carry forward orthodontic activity (UOA)	0
Baseline contract value	£389,325.52

ACCESS*

Patients seen in 24 months	Total	Change since previous quarter
Quarter ending June 2016	5,195	
Quarter ending September 2016	5,084	↓
Quarter ending December 2016	5,060	→
Quarter ending March 2017	5,069	→
Quarter ending June 2017	5,068	→
Variance since June 2016	(2.4%)	↓



ACTIVITY



Month	Adjusted Scheduled Activity (UDA)	
	2017	2018
April	1,316	1,124
May	2,090	2,502
June	3,005	3,536
July	4,398	
August	5,453	
September	6,965	
October	8,095	
November	9,462	
December	10,731	
January	12,087	
February	13,521	
March	14,632	
April	14,648	
May	14,638	
June	14,639	

QUALITY

	Quantity	Base Number	Contract	AT	Region	England
% of FP17s for the same patient ID Re-attending within 3 months - Children	23	418	5.5%	11.9%	13.0%	12.0%
% of FP17s for the same patient ID Re-attending within 3 months - Adults	194	1,256	15.4%	17.0%	16.6%	16.0%
% of FP17s for the same patient ID Re-attending between 3 & 9 months - Children	264	418	63.2%	57.3%	59.5%	58.0%
% of FP17s for the same patient ID Re-attending between 3 & 9 months - Adults	660	1,256	52.5%	51.3%	53.1%	50.9%
% of FP17s for Band 1 Urgent Courses	145	1,662	8.7%	9.7%	9.3%	9.1%
% of FP17s Relating to Free Repair or Replacements	28	1,662	1.7%	1.1%	1.0%	0.8%
% of FP17s Relating to Continuations	13	1,662	0.8%	1.4%	1.3%	1.1%
% of Patients satisfied with the dentistry they have received	13	15	86.7%	92.7%	91.9%	91.7%
% of Patients satisfied with the time they had to wait for an appointment	14	15	93.3%	92.5%	88.7%	88.0%

* This is based on patients treated on this contract for their most recent course of treatment. Figures in italics indicate the base number of FP17s or Patient Questionnaire responses are less than 100. N/A is shown where the base number of responses is less than 10 during the period. % is calculated as Quantity/Base number*100

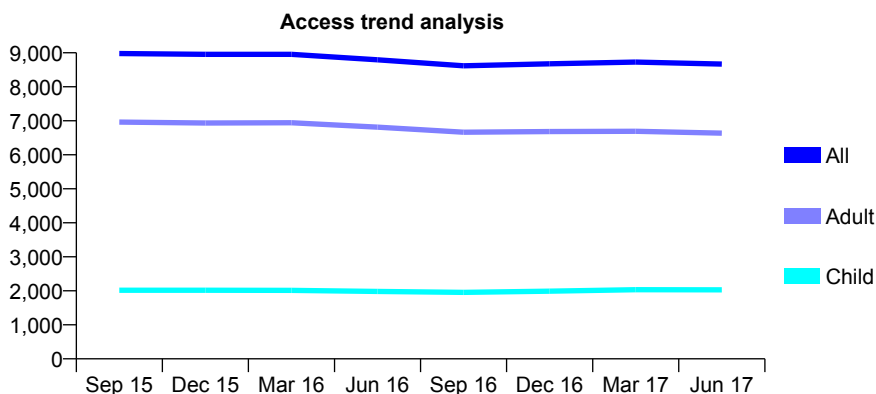
Q44 - Vital Signs At a Glance Contract Report for 107271/0001 - June 2017

Name or company name	Pooltown Dental
Contract type name	GDS Contract
Purpose of contract	General
Contract start date	01/04/2009
Contract end date	

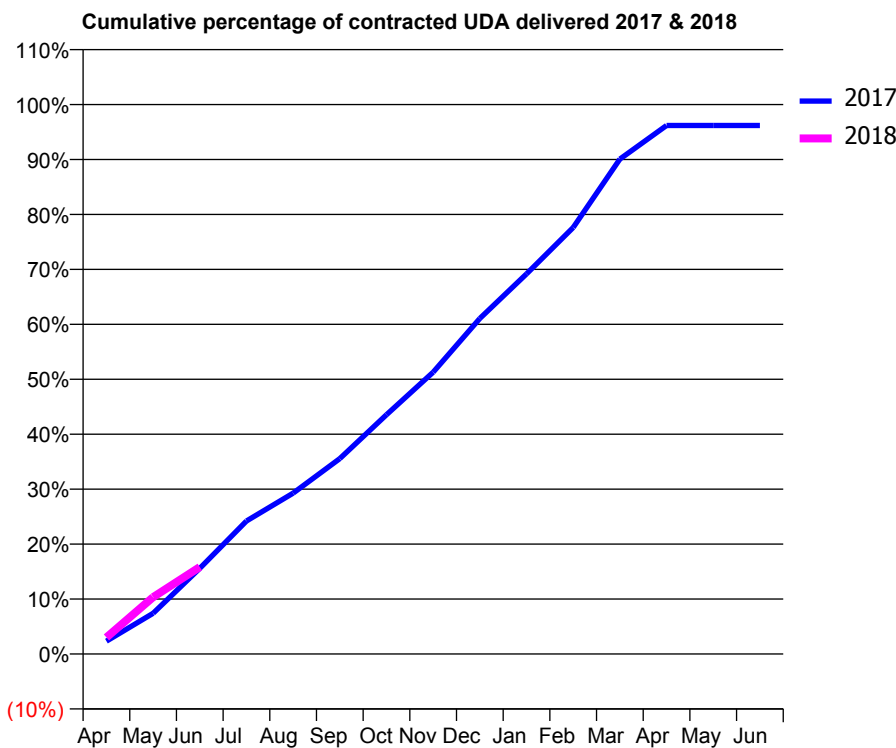
17/18 Contracted general activity (UDA)	23,695
Carry forward general activity (UDA)	0
17/18 Contracted orthodontic activity (UOA)	0
Carry forward orthodontic activity (UOA)	0
Baseline contract value	£698,396.39

ACCESS*

Patients seen in 24 months	Total	Change since previous quarter
Quarter ending June 2016	8,796	
Quarter ending September 2016	8,617	↓
Quarter ending December 2016	8,677	→
Quarter ending March 2017	8,727	→
Quarter ending June 2017	8,668	→
Variance since June 2016	(1.5%)	↓



ACTIVITY



Month	Adjusted Scheduled Activity (UDA)	
	2017	2018
April	553	719
May	1,755	2,453
June	3,695	3,750
July	5,737	
August	6,935	
September	8,429	
October	10,318	
November	12,153	
December	14,470	
January	16,389	
February	18,391	
March	21,341	
April	22,788	
May	22,789	
June	22,792	

QUALITY

	Quantity	Base Number	Contract	AT	Region	England
% of FP17s for the same patient ID Re-attending within 3 months - Children	71	609	11.7%	11.9%	13.0%	12.0%
% of FP17s for the same patient ID Re-attending within 3 months - Adults	441	1,736	25.4%	17.0%	16.6%	16.0%
% of FP17s for the same patient ID Re-attending between 3 & 9 months - Children	287	609	47.1%	57.3%	59.5%	58.0%
% of FP17s for the same patient ID Re-attending between 3 & 9 months - Adults	576	1,736	33.2%	51.3%	53.1%	50.9%
% of FP17s for Band 1 Urgent Courses	373	1,718	21.7%	9.7%	9.3%	9.1%
% of FP17s Relating to Free Repair or Replacements	14	1,718	0.8%	1.1%	1.0%	0.8%
% of FP17s Relating to Continuations	36	1,718	2.1%	1.4%	1.3%	1.1%
% of Patients satisfied with the dentistry they have received	13	13	100.0%	92.7%	91.9%	91.7%
% of Patients satisfied with the time they had to wait for an appointment	13	13	100.0%	92.5%	88.7%	88.0%

* This is based on patients treated on this contract for their most recent course of treatment. Figures in italics indicate the base number of FP17s or Patient Questionnaire responses are less than 100. N/A is shown where the base number of responses is less than 10 during the period. % is calculated as Quantity/Base number*100

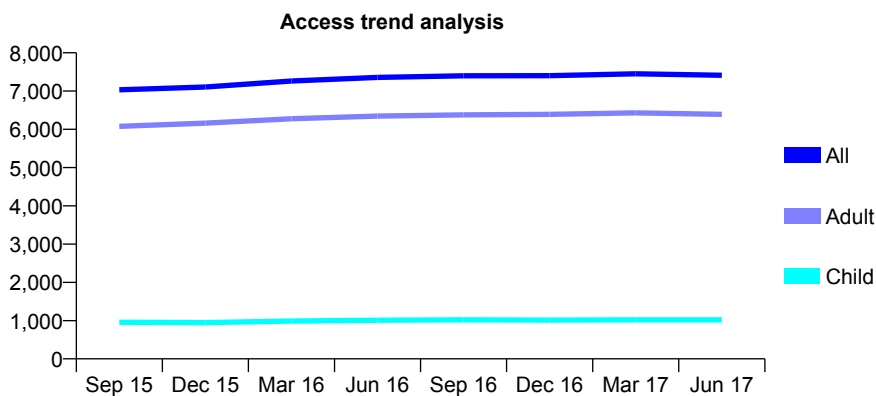
Q44 - Vital Signs At a Glance Contract Report for 107468/0001 - June 2017

Name or company name	Foregate Street Dental Clinic
Contract type name	GDS Contract
Purpose of contract	General
Contract start date	01/04/2009
Contract end date	

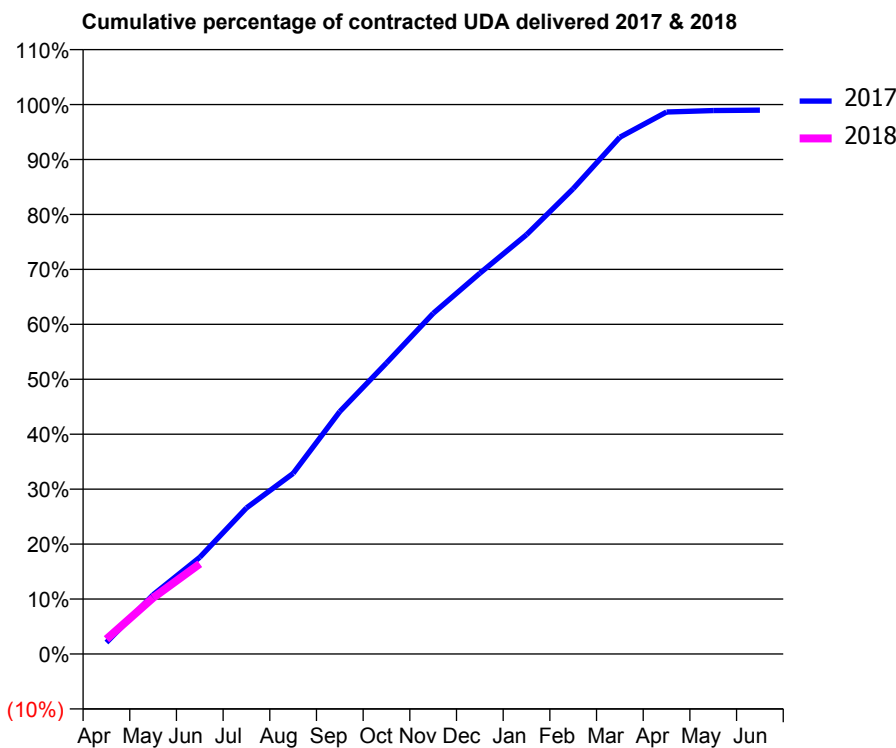
17/18 Contracted general activity (UDA)	24,100
Carry forward general activity (UDA)	0
17/18 Contracted orthodontic activity (UOA)	0
Carry forward orthodontic activity (UOA)	0
Baseline contract value	£572,502.60

ACCESS*

Patients seen in 24 months	Total	Change since previous quarter
Quarter ending June 2016	7,356	
Quarter ending September 2016	7,398	→
Quarter ending December 2016	7,403	→
Quarter ending March 2017	7,452	→
Quarter ending June 2017	7,412	→
Variance since June 2016	0.8%	→



ACTIVITY



Month	Adjusted Scheduled Activity (UDA)	
	2017	2018
April	508	653
May	2,598	2,466
June	4,244	3,959
July	6,405	
August	7,920	
September	10,637	
October	12,766	
November	14,942	
December	16,701	
January	18,389	
February	20,409	
March	22,668	
April	23,772	
May	23,832	
June	23,850	

QUALITY

	Quantity	Base Number	Contract	AT	Region	England
% of FP17s for the same patient ID Re-attending within 3 months - Children	25	373	6.7%	11.9%	13.0%	12.0%
% of FP17s for the same patient ID Re-attending within 3 months - Adults	432	2,351	18.4%	17.0%	16.6%	16.0%
% of FP17s for the same patient ID Re-attending between 3 & 9 months - Children	215	373	57.6%	57.3%	59.5%	58.0%
% of FP17s for the same patient ID Re-attending between 3 & 9 months - Adults	1,361	2,351	57.9%	51.3%	53.1%	50.9%
% of FP17s for Band 1 Urgent Courses	245	2,228	11.0%	9.7%	9.3%	9.1%
% of FP17s Relating to Free Repair or Replacements	33	2,228	1.5%	1.1%	1.0%	0.8%
% of FP17s Relating to Continuations	21	2,228	0.9%	1.4%	1.3%	1.1%
% of Patients satisfied with the dentistry they have received	15	16	93.8%	92.7%	91.9%	91.7%
% of Patients satisfied with the time they had to wait for an appointment	16	16	100.0%	92.5%	88.7%	88.0%

* This is based on patients treated on this contract for their most recent course of treatment. Figures in italics indicate the base number of FP17s or Patient Questionnaire responses are less than 100. N/A is shown where the base number of responses is less than 10 during the period. % is calculated as Quantity/Base number*100

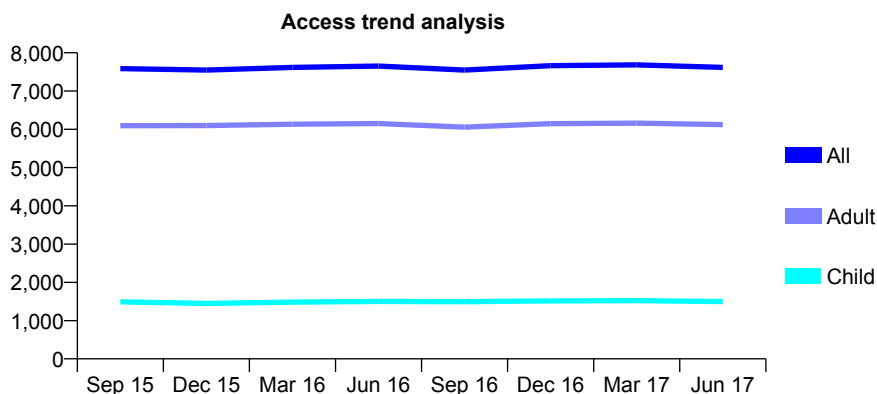
Q44 - Vital Signs At a Glance Contract Report for 107689/0001 - June 2017

Name or company name	Glencairn Dental Practice
Contract type name	GDS Contract
Purpose of contract	General
Contract start date	01/08/2006
Contract end date	

17/18 Contracted general activity (UDA)	21,897
Carry forward general activity (UDA)	0
17/18 Contracted orthodontic activity (UOA)	0
Carry forward orthodontic activity (UOA)	0
Baseline contract value	£598,192.13

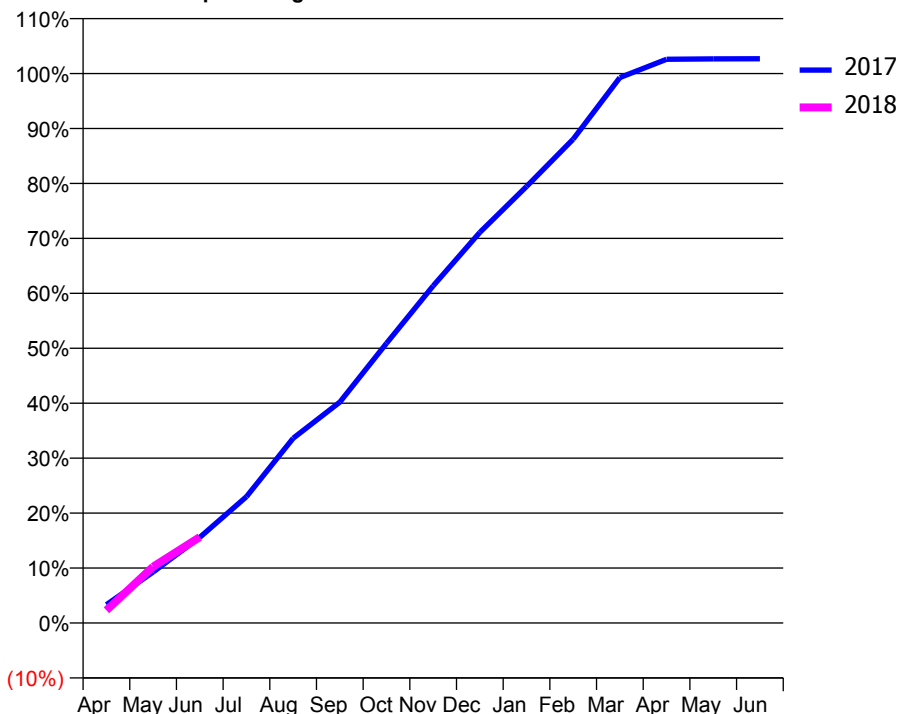
ACCESS*

Patients seen in 24 months	Total	Change since previous quarter
Quarter ending June 2016	7,653	
Quarter ending September 2016	7,547	↓
Quarter ending December 2016	7,664	→
Quarter ending March 2017	7,684	→
Quarter ending June 2017	7,620	→
Variance since June 2016	(0.4%)	→



ACTIVITY

Cumulative percentage of contracted UDA delivered 2017 & 2018



Month	Adjusted Scheduled Activity (UDA)	
	2017	2018
April	732	508
May	2,032	2,247
June	3,416	3,423
July	5,035	
August	7,363	
September	8,800	
October	11,146	
November	13,437	
December	15,565	
January	17,396	
February	19,282	
March	21,735	
April	22,466	
May	22,480	
June	22,483	

QUALITY

	Quantity	Base Number	Contract	AT	Region	England
% of FP17s for the same patient ID Re-attending within 3 months - Children	59	507	11.6%	11.9%	13.0%	12.0%
% of FP17s for the same patient ID Re-attending within 3 months - Adults	389	1,928	20.2%	17.0%	16.6%	16.0%
% of FP17s for the same patient ID Re-attending between 3 & 9 months - Children	312	507	61.5%	57.3%	59.5%	58.0%
% of FP17s for the same patient ID Re-attending between 3 & 9 months - Adults	1,038	1,928	53.8%	51.3%	53.1%	50.9%
% of FP17s for Band 1 Urgent Courses	213	1,879	11.3%	9.7%	9.3%	9.1%
% of FP17s Relating to Free Repair or Replacements	93	1,879	4.9%	1.1%	1.0%	0.8%
% of FP17s Relating to Continuations	39	1,879	2.1%	1.4%	1.3%	1.1%
% of Patients satisfied with the dentistry they have received	27	29	93.1%	92.7%	91.9%	91.7%
% of Patients satisfied with the time they had to wait for an appointment	29	29	100.0%	92.5%	88.7%	88.0%

* This is based on patients treated on this contract for their most recent course of treatment. Figures in italics indicate the base number of FP17s or Patient Questionnaire responses are less than 100. N/A is shown where the base number of responses is less than 10 during the period. % is calculated as Quantity/Base number*100

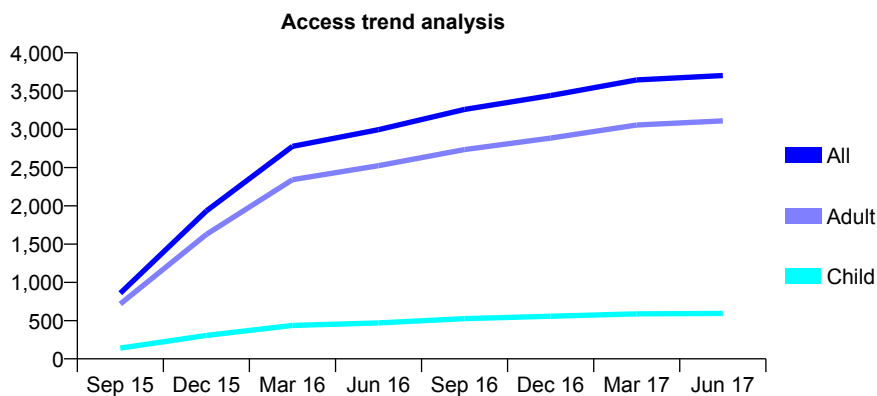
Q44 - Vital Signs At a Glance Contract Report for 108170/0001 - June 2017

Name or company name	Kingsway Dental Practice
Contract type name	GDS Contract
Purpose of contract	General
Contract start date	01/07/2015
Contract end date	

17/18 Contracted general activity (UDA)	12,770
Carry forward general activity (UDA)	0
17/18 Contracted orthodontic activity (UOA)	0
Carry forward orthodontic activity (UOA)	0
Baseline contract value	£301,099.39

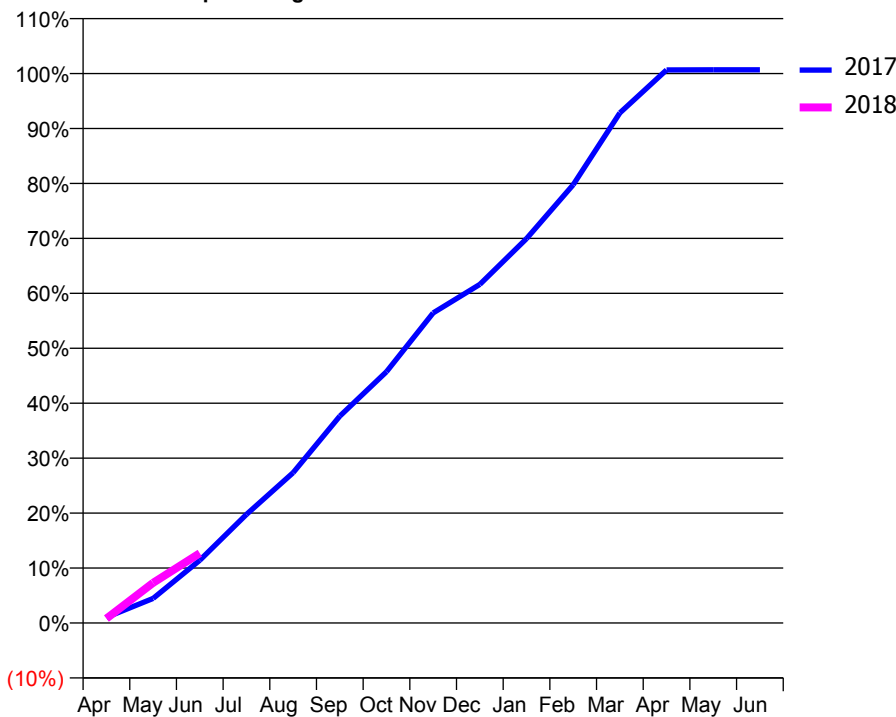
ACCESS*

Patients seen in 24 months	Total	Change since previous quarter
Quarter ending June 2016	2,995	
Quarter ending September 2016	3,261	↑
Quarter ending December 2016	3,442	↑
Quarter ending March 2017	3,645	↑
Quarter ending June 2017	3,703	→
Variance since June 2016	23.6%	↑



ACTIVITY

Cumulative percentage of contracted UDA delivered 2017 & 2018



Month	Adjusted Scheduled Activity (UDA)	
	2017	2018
April	131	103
May	571	934
June	1,457	1,621
July	2,523	
August	3,494	
September	4,809	
October	5,840	
November	7,205	
December	7,870	
January	8,932	
February	10,185	
March	11,856	
April	12,853	
May	12,856	
June	12,857	

QUALITY

	Quantity	Base Number	Contract	AT	Region	England
% of FP17s for the same patient ID Re-attending within 3 months - Children	14	225	6.2%	11.9%	13.0%	12.0%
% of FP17s for the same patient ID Re-attending within 3 months - Adults	170	1,085	15.7%	17.0%	16.6%	16.0%
% of FP17s for the same patient ID Re-attending between 3 & 9 months - Children	142	225	63.1%	57.3%	59.5%	58.0%
% of FP17s for the same patient ID Re-attending between 3 & 9 months - Adults	703	1,085	64.8%	51.3%	53.1%	50.9%
% of FP17s for Band 1 Urgent Courses	69	854	8.1%	9.7%	9.3%	9.1%
% of FP17s Relating to Free Repair or Replacements	11	854	1.3%	1.1%	1.0%	0.8%
% of FP17s Relating to Continuations	10	854	1.2%	1.4%	1.3%	1.1%
% of Patients satisfied with the dentistry they have received	13	14	92.9%	92.7%	91.9%	91.7%
% of Patients satisfied with the time they had to wait for an appointment	12	14	85.7%	92.5%	88.7%	88.0%

* This is based on patients treated on this contract for their most recent course of treatment. Figures in italics indicate the base number of FP17s or Patient Questionnaire responses are less than 100. N/A is shown where the base number of responses is less than 10 during the period. % is calculated as Quantity/Base number*100

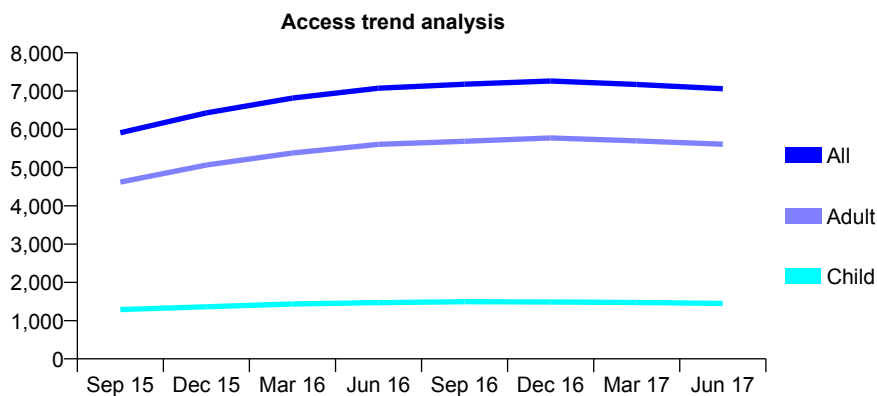
Q44 - Vital Signs At a Glance Contract Report for 108960/0001 - June 2017

Name or company name	Harbour Dental Practice
Contract type name	GDS Contract
Purpose of contract	General
Contract start date	01/01/2014
Contract end date	

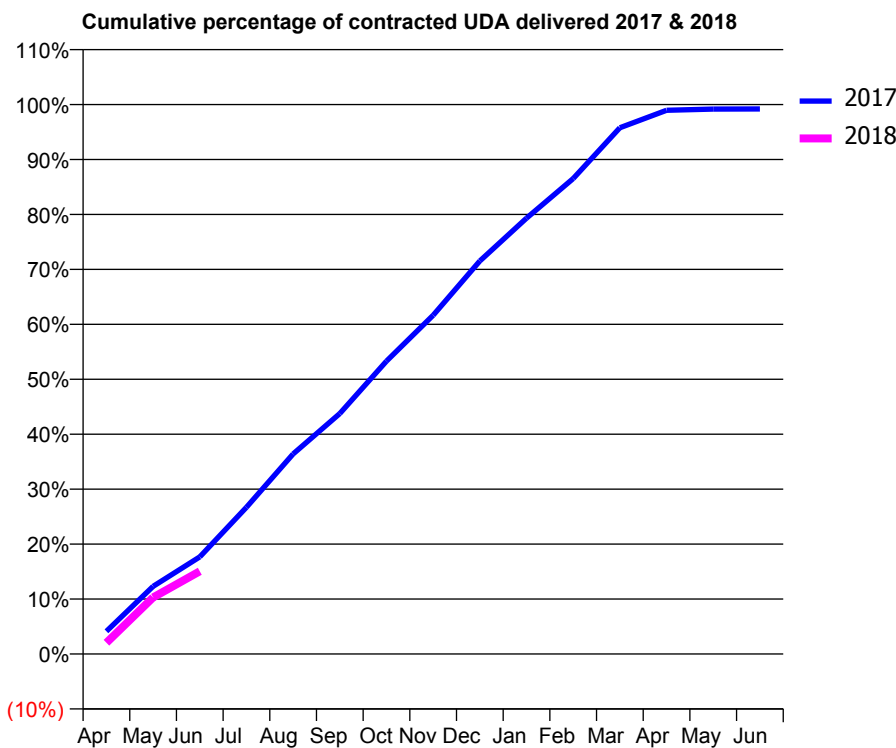
17/18 Contracted general activity (UDA)	20,753
Carry forward general activity (UDA)	0
17/18 Contracted orthodontic activity (UOA)	0
Carry forward orthodontic activity (UOA)	0
Baseline contract value	£606,328.34

ACCESS*

Patients seen in 24 months	Total	Change since previous quarter
Quarter ending June 2016	7,076	
Quarter ending September 2016	7,180	→
Quarter ending December 2016	7,262	→
Quarter ending March 2017	7,171	↓
Quarter ending June 2017	7,061	↓
Variance since June 2016	(0.2%)	→



ACTIVITY



Month	Adjusted Scheduled Activity (UDA)	
	2017	2018
April	860	425
May	2,557	2,138
June	3,669	3,126
July	5,544	
August	7,559	
September	9,081	
October	11,064	
November	12,794	
December	14,844	
January	16,461	
February	17,956	
March	19,873	
April	20,533	
May	20,581	
June	20,583	

QUALITY

	Quantity	Base Number	Contract	AT	Region	England
% of FP17s for the same patient ID Re-attending within 3 months - Children	56	473	11.8%	11.9%	13.0%	12.0%
% of FP17s for the same patient ID Re-attending within 3 months - Adults	366	1,818	20.1%	17.0%	16.6%	16.0%
% of FP17s for the same patient ID Re-attending between 3 & 9 months - Children	277	473	58.6%	57.3%	59.5%	58.0%
% of FP17s for the same patient ID Re-attending between 3 & 9 months - Adults	1,006	1,818	55.3%	51.3%	53.1%	50.9%
% of FP17s for Band 1 Urgent Courses	185	1,745	10.6%	9.7%	9.3%	9.1%
% of FP17s Relating to Free Repair or Replacements	18	1,745	1.0%	1.1%	1.0%	0.8%
% of FP17s Relating to Continuations	49	1,745	2.8%	1.4%	1.3%	1.1%
% of Patients satisfied with the dentistry they have received	25	25	100.0%	92.7%	91.9%	91.7%
% of Patients satisfied with the time they had to wait for an appointment	24	25	96.0%	92.5%	88.7%	88.0%

* This is based on patients treated on this contract for their most recent course of treatment. Figures in italics indicate the base number of FP17s or Patient Questionnaire responses are less than 100. N/A is shown where the base number of responses is less than 10 during the period. % is calculated as Quantity/Base number*100

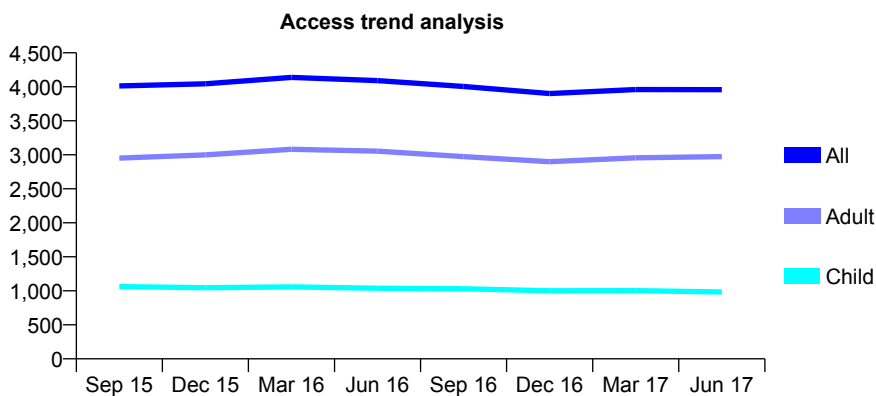
Q44 - Vital Signs At a Glance Contract Report for 109363/0001 - June 2017

Name or company name	Dane Bank House Dental Practice
Contract type name	GDS Contract
Purpose of contract	General
Contract start date	01/04/2014
Contract end date	

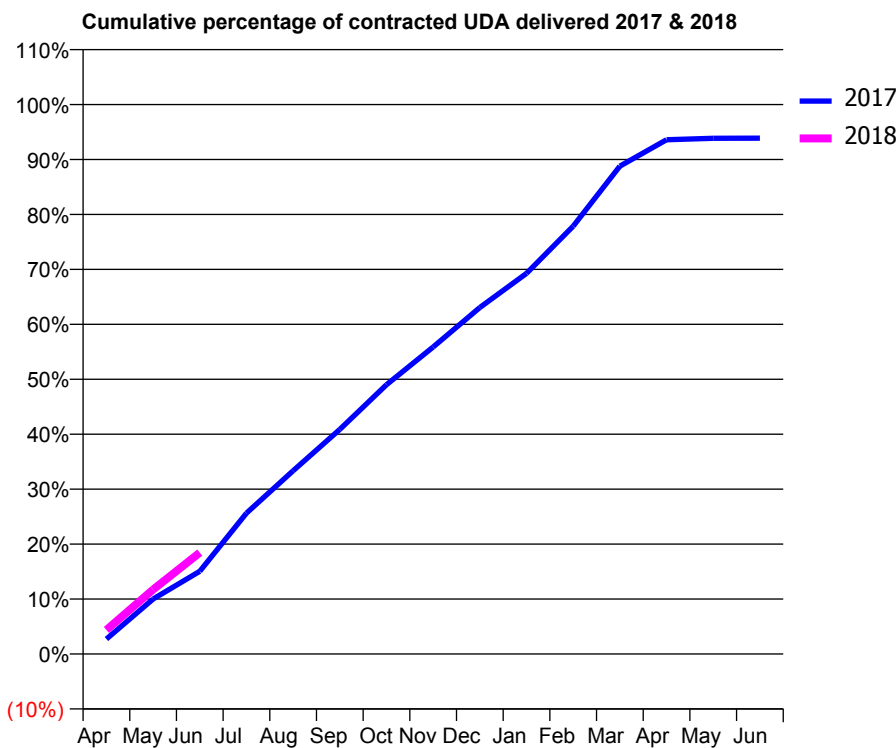
17/18 Contracted general activity (UDA)	13,460
Carry forward general activity (UDA)	0
17/18 Contracted orthodontic activity (UOA)	0
Carry forward orthodontic activity (UOA)	0
Baseline contract value	£316,867.63

ACCESS*

Patients seen in 24 months	Total	Change since previous quarter
Quarter ending June 2016	4,092	
Quarter ending September 2016	4,005	↓
Quarter ending December 2016	3,900	↓
Quarter ending March 2017	3,959	→
Quarter ending June 2017	3,958	→
Variance since June 2016	(3.3%)	↓



ACTIVITY



Month	Adjusted Scheduled Activity (UDA)	
	2017	2018
April	369	590
May	1,349	1,580
June	2,028	2,483
July	3,452	
August	4,490	
September	5,501	
October	6,596	
November	7,521	
December	8,487	
January	9,325	
February	10,480	
March	11,950	
April	12,597	
May	12,632	
June	12,637	

QUALITY

	Quantity	Base Number	Contract	AT	Region	England
% of FP17s for the same patient ID Re-attending within 3 months - Children	14	388	3.6%	11.9%	13.0%	12.0%
% of FP17s for the same patient ID Re-attending within 3 months - Adults	100	970	10.3%	17.0%	16.6%	16.0%
% of FP17s for the same patient ID Re-attending between 3 & 9 months - Children	264	388	68.0%	57.3%	59.5%	58.0%
% of FP17s for the same patient ID Re-attending between 3 & 9 months - Adults	633	970	65.3%	51.3%	53.1%	50.9%
% of FP17s for Band 1 Urgent Courses	34	1,069	3.2%	9.7%	9.3%	9.1%
% of FP17s Relating to Free Repair or Replacements	20	1,069	1.9%	1.1%	1.0%	0.8%
% of FP17s Relating to Continuations	14	1,069	1.3%	1.4%	1.3%	1.1%
% of Patients satisfied with the dentistry they have received	6	7	N/A	92.7%	91.9%	91.7%
% of Patients satisfied with the time they had to wait for an appointment	7	7	N/A	92.5%	88.7%	88.0%

* This is based on patients treated on this contract for their most recent course of treatment. Figures in italics indicate the base number of FP17s or Patient Questionnaire responses are less than 100. N/A is shown where the base number of responses is less than 10 during the period. % is calculated as Quantity/Base number*100

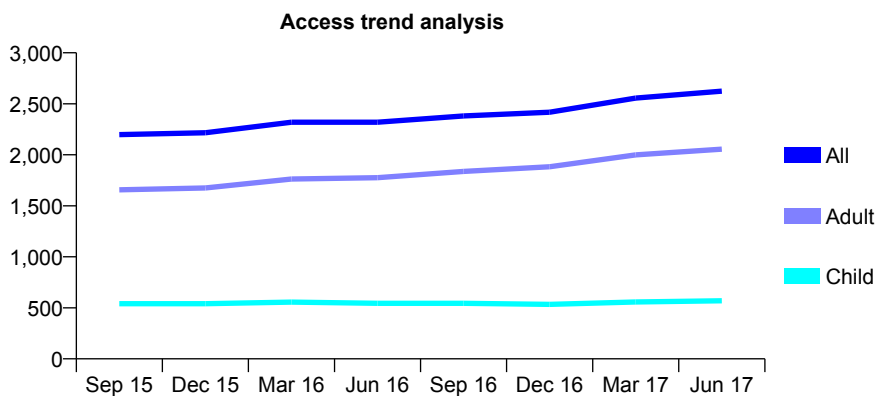
Q44 - Vital Signs At a Glance Contract Report for 109479/0001 - June 2017

Name or company name	Dental Care Neston
Contract type name	GDS Contract
Purpose of contract	General
Contract start date	16/05/2013
Contract end date	

17/18 Contracted general activity (UDA)	7,195
Carry forward general activity (UDA)	0
17/18 Contracted orthodontic activity (UOA)	0
Carry forward orthodontic activity (UOA)	0
Baseline contract value	£203,300.54

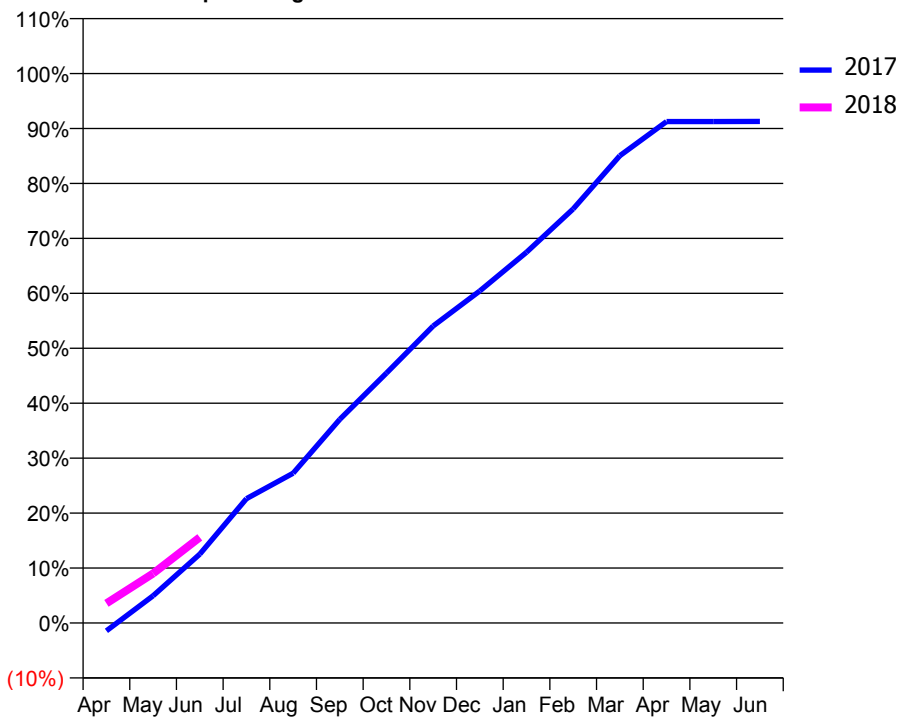
ACCESS*

Patients seen in 24 months	Total	Change since previous quarter
Quarter ending June 2016	2,320	
Quarter ending September 2016	2,381	↑
Quarter ending December 2016	2,417	→
Quarter ending March 2017	2,556	↑
Quarter ending June 2017	2,624	↑
Variance since June 2016	13.1%	↑



ACTIVITY

Cumulative percentage of contracted UDA delivered 2017 & 2018



Month	Adjusted Scheduled Activity (UDA)	
	2017	2018
April	-104	258
May	357	648
June	902	1,122
July	1,629	
August	1,961	
September	2,667	
October	3,272	
November	3,889	
December	4,348	
January	4,855	
February	5,423	
March	6,119	
April	6,566	
May	6,566	
June	6,567	

QUALITY

	Quantity	Base Number	Contract	AT	Region	England
% of FP17s for the same patient ID Re-attending within 3 months - Children	19	239	7.9%	11.9%	13.0%	12.0%
% of FP17s for the same patient ID Re-attending within 3 months - Adults	111	740	15.0%	17.0%	16.6%	16.0%
% of FP17s for the same patient ID Re-attending between 3 & 9 months - Children	148	239	61.9%	57.3%	59.5%	58.0%
% of FP17s for the same patient ID Re-attending between 3 & 9 months - Adults	469	740	63.4%	51.3%	53.1%	50.9%
% of FP17s for Band 1 Urgent Courses	42	623	6.7%	9.7%	9.3%	9.1%
% of FP17s Relating to Free Repair or Replacements	6	623	1.0%	1.1%	1.0%	0.8%
% of FP17s Relating to Continuations	5	623	0.8%	1.4%	1.3%	1.1%
% of Patients satisfied with the dentistry they have received	13	13	100.0%	92.7%	91.9%	91.7%
% of Patients satisfied with the time they had to wait for an appointment	12	13	92.3%	92.5%	88.7%	88.0%

* This is based on patients treated on this contract for their most recent course of treatment. Figures in italics indicate the base number of FP17s or Patient Questionnaire responses are less than 100. N/A is shown where the base number of responses is less than 10 during the period. % is calculated as Quantity/Base number*100

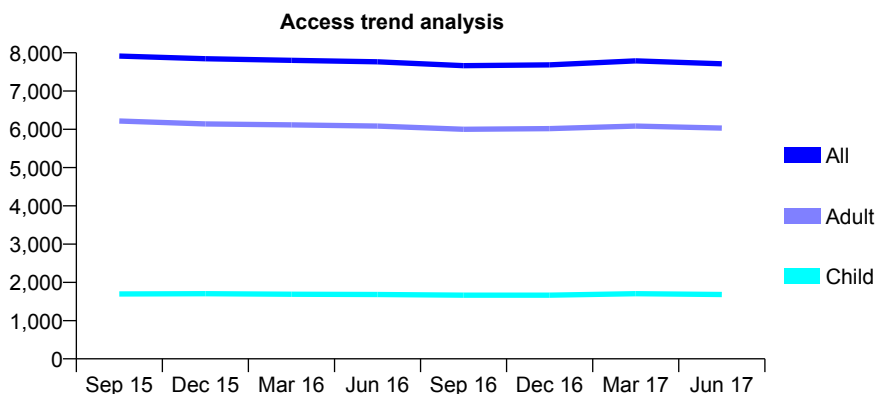
Q44 - Vital Signs At a Glance Contract Report for 109886/0001 - June 2017

Name or company name	Eastham Dental Practice
Contract type name	GDS Contract
Purpose of contract	General
Contract start date	01/04/2006
Contract end date	

17/18 Contracted general activity (UDA)	22,917
Carry forward general activity (UDA)	0
17/18 Contracted orthodontic activity (UOA)	0
Carry forward orthodontic activity (UOA)	0
Baseline contract value	£666,932.86

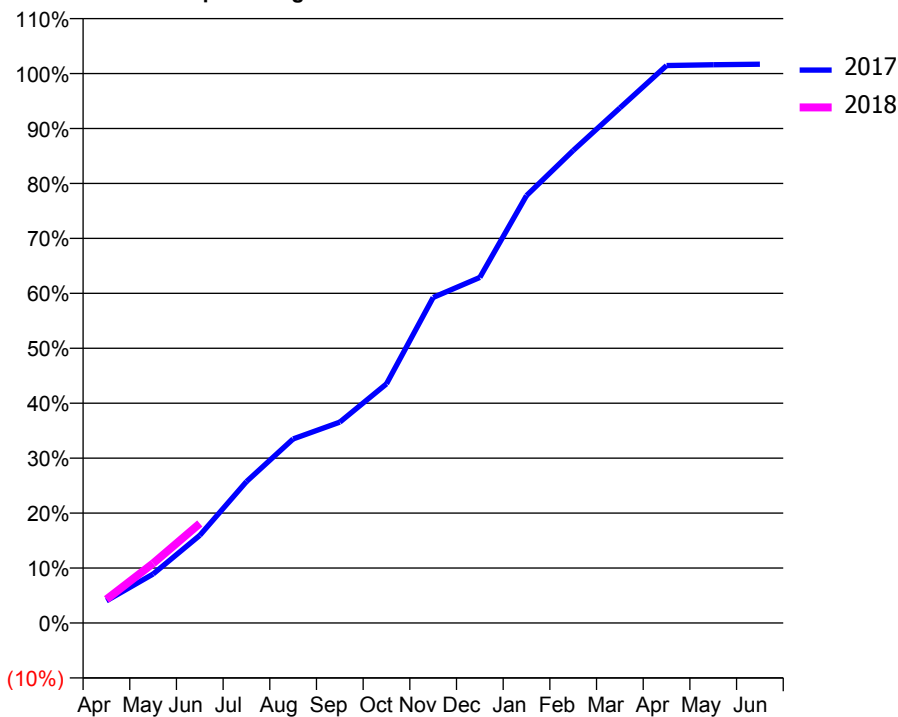
ACCESS*

Patients seen in 24 months	Total	Change since previous quarter
Quarter ending June 2016	7,766	
Quarter ending September 2016	7,663	↓
Quarter ending December 2016	7,683	→
Quarter ending March 2017	7,788	→
Quarter ending June 2017	7,713	→
Variance since June 2016	(0.7%)	→



ACTIVITY

Cumulative percentage of contracted UDA delivered 2017 & 2018



Adjusted Scheduled Activity (UDA)		
Month	2017	2018
April	928	988
May	2,043	2,489
June	3,655	4,153
July	5,899	
August	7,678	
September	8,377	
October	9,976	
November	13,580	
December	14,412	
January	17,828	
February	19,706	
March	21,479	
April	23,248	
May	23,282	
June	23,305	

QUALITY

	Quantity	Base Number	Contract	AT	Region	England
% of FP17s for the same patient ID Re-attending within 3 months - Children	46	585	7.9%	11.9%	13.0%	12.0%
% of FP17s for the same patient ID Re-attending within 3 months - Adults	377	2,154	17.5%	17.0%	16.6%	16.0%
% of FP17s for the same patient ID Re-attending between 3 & 9 months - Children	390	585	66.7%	57.3%	59.5%	58.0%
% of FP17s for the same patient ID Re-attending between 3 & 9 months - Adults	1,326	2,154	61.6%	51.3%	53.1%	50.9%
% of FP17s for Band 1 Urgent Courses	170	1,828	9.3%	9.7%	9.3%	9.1%
% of FP17s Relating to Free Repair or Replacements	26	1,828	1.4%	1.1%	1.0%	0.8%
% of FP17s Relating to Continuations	39	1,828	2.1%	1.4%	1.3%	1.1%
% of Patients satisfied with the dentistry they have received	23	25	92.0%	92.7%	91.9%	91.7%
% of Patients satisfied with the time they had to wait for an appointment	22	25	88.0%	92.5%	88.7%	88.0%

* This is based on patients treated on this contract for their most recent course of treatment. Figures in italics indicate the base number of FP17s or Patient Questionnaire responses are less than 100. N/A is shown where the base number of responses is less than 10 during the period. % is calculated as Quantity/Base number*100

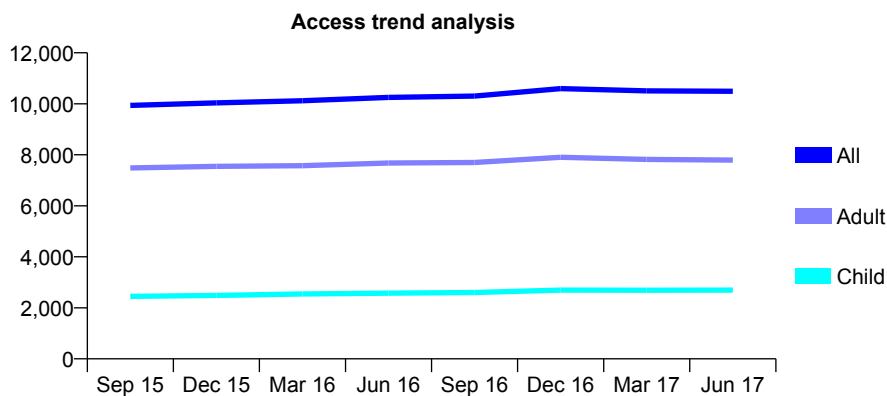
Q44 - Vital Signs At a Glance Contract Report for 111236/0001 - June 2017

Name or company name	Padgate (No 1) Limited
Contract type name	GDS Contract
Purpose of contract	General
Contract start date	01/11/2007
Contract end date	

17/18 Contracted general activity (UDA)	28,655
Carry forward general activity (UDA)	0
17/18 Contracted orthodontic activity (UOA)	0
Carry forward orthodontic activity (UOA)	0
Baseline contract value	£800,929.43

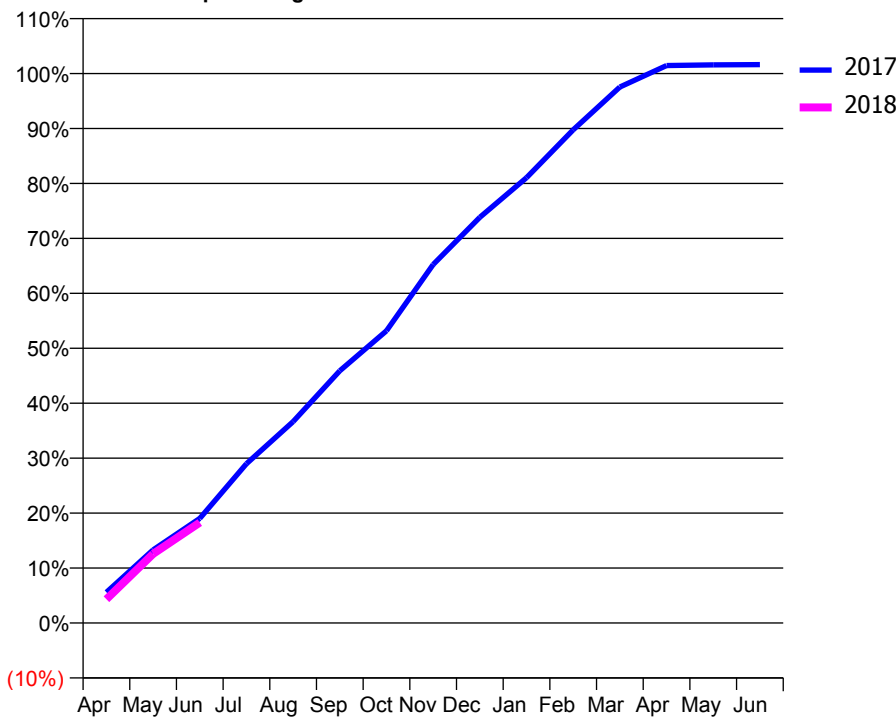
ACCESS*

Patients seen in 24 months	Total	Change since previous quarter
Quarter ending June 2016	10,249	
Quarter ending September 2016	10,302	→
Quarter ending December 2016	10,597	↑
Quarter ending March 2017	10,508	→
Quarter ending June 2017	10,489	→
Variance since June 2016	2.3%	↑



ACTIVITY

Cumulative percentage of contracted UDA delivered 2017 & 2018



Month	Adjusted Scheduled Activity (UDA)	
	2017	2018
April	1,602	1,242
May	3,816	3,606
June	5,455	5,237
July	8,305	
August	10,505	
September	13,151	
October	15,237	
November	18,694	
December	21,157	
January	23,225	
February	25,719	
March	27,953	
April	29,067	
May	29,105	
June	29,116	

QUALITY

	Quantity	Base Number	Contract	AT	Region	England
% of FP17s for the same patient ID Re-attending within 3 months - Children	47	818	5.7%	11.9%	13.0%	12.0%
% of FP17s for the same patient ID Re-attending within 3 months - Adults	230	2,097	11.0%	17.0%	16.6%	16.0%
% of FP17s for the same patient ID Re-attending between 3 & 9 months - Children	366	818	44.7%	57.3%	59.5%	58.0%
% of FP17s for the same patient ID Re-attending between 3 & 9 months - Adults	947	2,097	45.2%	51.3%	53.1%	50.9%
% of FP17s for Band 1 Urgent Courses	136	2,352	5.8%	9.7%	9.3%	9.1%
% of FP17s Relating to Free Repair or Replacements	30	2,352	1.3%	1.1%	1.0%	0.8%
% of FP17s Relating to Continuations	56	2,352	2.4%	1.4%	1.3%	1.1%
% of Patients satisfied with the dentistry they have received	14	14	100.0%	92.7%	91.9%	91.7%
% of Patients satisfied with the time they had to wait for an appointment	10	14	71.4%	92.5%	88.7%	88.0%

* This is based on patients treated on this contract for their most recent course of treatment. Figures in italics indicate the base number of FP17s or Patient Questionnaire responses are less than 100. N/A is shown where the base number of responses is less than 10 during the period. % is calculated as Quantity/Base number*100

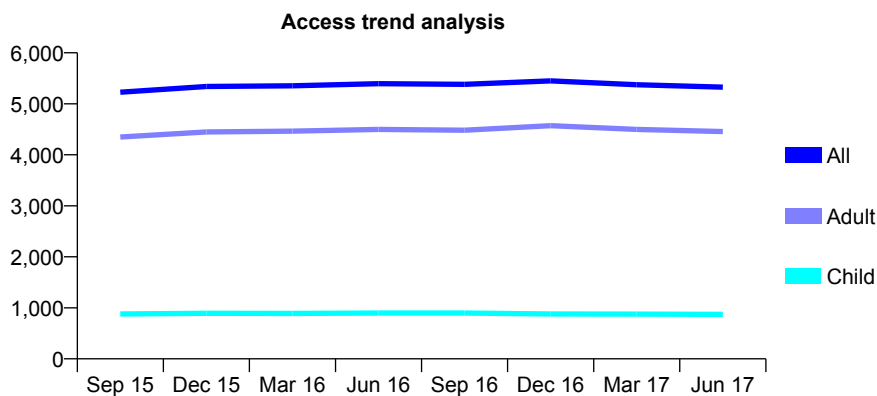
Q44 - Vital Signs At a Glance Contract Report for 114162/0001 - June 2017

Name or company name	Bankhouse Dental Practice
Contract type name	GDS Contract
Purpose of contract	General
Contract start date	01/04/2009
Contract end date	

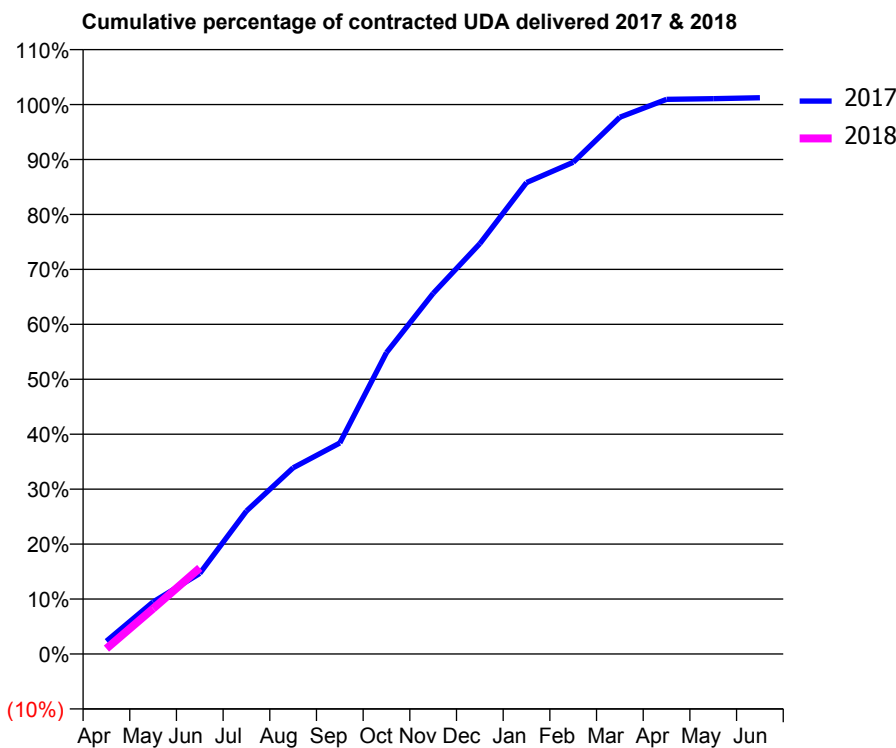
17/18 Contracted general activity (UDA)	13,669
Carry forward general activity (UDA)	0
17/18 Contracted orthodontic activity (UOA)	0
Carry forward orthodontic activity (UOA)	0
Baseline contract value	£321,476.09

ACCESS*

Patients seen in 24 months	Total	Change since previous quarter
Quarter ending June 2016	5,394	
Quarter ending September 2016	5,382	→
Quarter ending December 2016	5,450	→
Quarter ending March 2017	5,375	↓
Quarter ending June 2017	5,326	→
Variance since June 2016	(1.3%)	↓



ACTIVITY



Month	Adjusted Scheduled Activity (UDA)	
	2017	2018
April	320	134
May	1,294	1,131
June	2,004	2,141
July	3,556	
August	4,634	
September	5,251	
October	7,499	
November	8,972	
December	10,208	
January	11,727	
February	12,230	
March	13,354	
April	13,797	
May	13,814	
June	13,837	

QUALITY

	Quantity	Base Number	Contract	AT	Region	England
% of FP17s for the same patient ID Re-attending within 3 months - Children	17	281	6.0%	11.9%	13.0%	12.0%
% of FP17s for the same patient ID Re-attending within 3 months - Adults	123	1,102	11.2%	17.0%	16.6%	16.0%
% of FP17s for the same patient ID Re-attending between 3 & 9 months - Children	156	281	55.5%	57.3%	59.5%	58.0%
% of FP17s for the same patient ID Re-attending between 3 & 9 months - Adults	543	1,102	49.3%	51.3%	53.1%	50.9%
% of FP17s for Band 1 Urgent Courses	116	956	12.1%	9.7%	9.3%	9.1%
% of FP17s Relating to Free Repair or Replacements	0	956	0.0%	1.1%	1.0%	0.8%
% of FP17s Relating to Continuations	8	956	0.8%	1.4%	1.3%	1.1%
% of Patients satisfied with the dentistry they have received	16	16	100.0%	92.7%	91.9%	91.7%
% of Patients satisfied with the time they had to wait for an appointment	16	16	100.0%	92.5%	88.7%	88.0%

* This is based on patients treated on this contract for their most recent course of treatment. Figures in italics indicate the base number of FP17s or Patient Questionnaire responses are less than 100. N/A is shown where the base number of responses is less than 10 during the period. % is calculated as Quantity/Base number*100

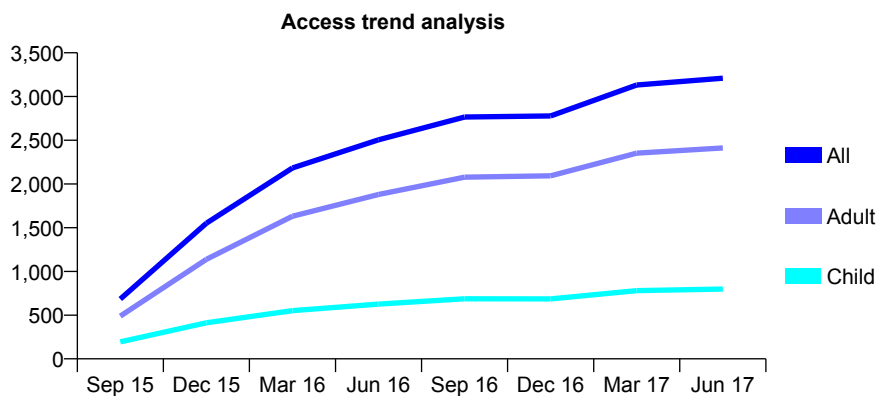
Q44 - Vital Signs At a Glance Contract Report for 115819/0001 - June 2017

Name or company name	Cotswold Dental Practice
Contract type name	GDS Contract
Purpose of contract	General
Contract start date	01/07/2015
Contract end date	

17/18 Contracted general activity (UDA)	9,974
Carry forward general activity (UDA)	0
17/18 Contracted orthodontic activity (UOA)	0
Carry forward orthodontic activity (UOA)	0
Baseline contract value	£300,206.15

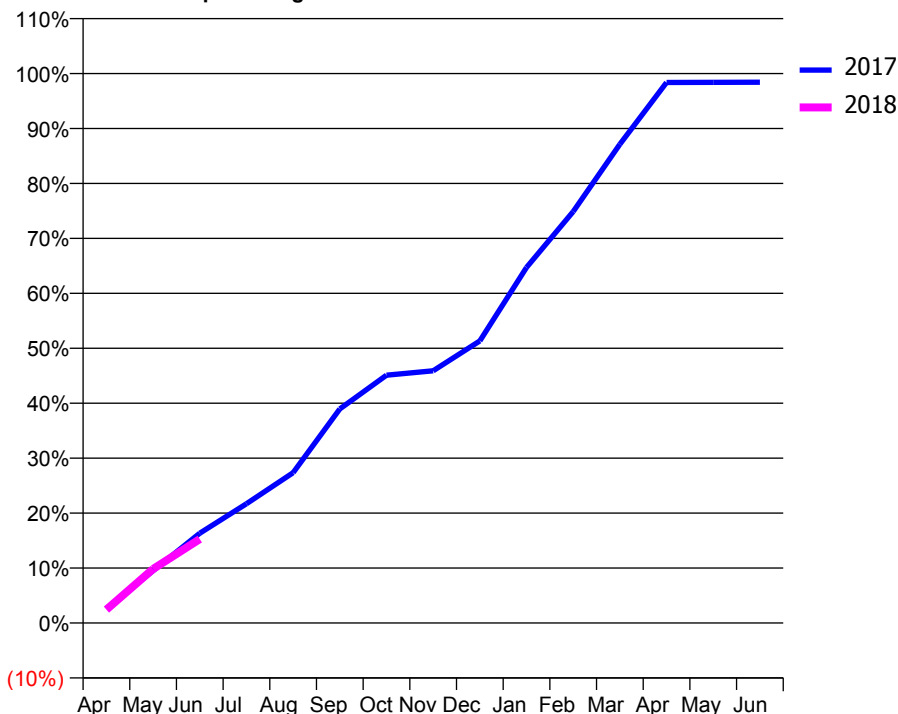
ACCESS*

Patients seen in 24 months	Total	Change since previous quarter
Quarter ending June 2016	2,505	
Quarter ending September 2016	2,765	↑
Quarter ending December 2016	2,778	→
Quarter ending March 2017	3,132	↑
Quarter ending June 2017	3,210	↑
Variance since June 2016	28.1%	↑



ACTIVITY

Cumulative percentage of contracted UDA delivered 2017 & 2018



Month	Adjusted Scheduled Activity (UDA)	
	2017	2018
April	266	243
May	951	981
June	1,630	1,525
July	2,166	
August	2,728	
September	3,885	
October	4,498	
November	4,579	
December	5,120	
January	6,453	
February	7,469	
March	8,689	
April	9,811	
May	9,813	
June	9,817	

QUALITY

	Quantity	Base Number	Contract	AT	Region	England
% of FP17s for the same patient ID Re-attending within 3 months - Children	34	305	11.1%	11.9%	13.0%	12.0%
% of FP17s for the same patient ID Re-attending within 3 months - Adults	176	813	21.6%	17.0%	16.6%	16.0%
% of FP17s for the same patient ID Re-attending between 3 & 9 months - Children	127	305	41.6%	57.3%	59.5%	58.0%
% of FP17s for the same patient ID Re-attending between 3 & 9 months - Adults	249	813	30.6%	51.3%	53.1%	50.9%
% of FP17s for Band 1 Urgent Courses	97	668	14.5%	9.7%	9.3%	9.1%
% of FP17s Relating to Free Repair or Replacements	9	668	1.3%	1.1%	1.0%	0.8%
% of FP17s Relating to Continuations	26	668	3.9%	1.4%	1.3%	1.1%
% of Patients satisfied with the dentistry they have received	4	4	N/A	92.7%	91.9%	91.7%
% of Patients satisfied with the time they had to wait for an appointment	3	4	N/A	92.5%	88.7%	88.0%

* This is based on patients treated on this contract for their most recent course of treatment. Figures in italics indicate the base number of FP17s or Patient Questionnaire responses are less than 100. N/A is shown where the base number of responses is less than 10 during the period. % is calculated as Quantity/Base number*100

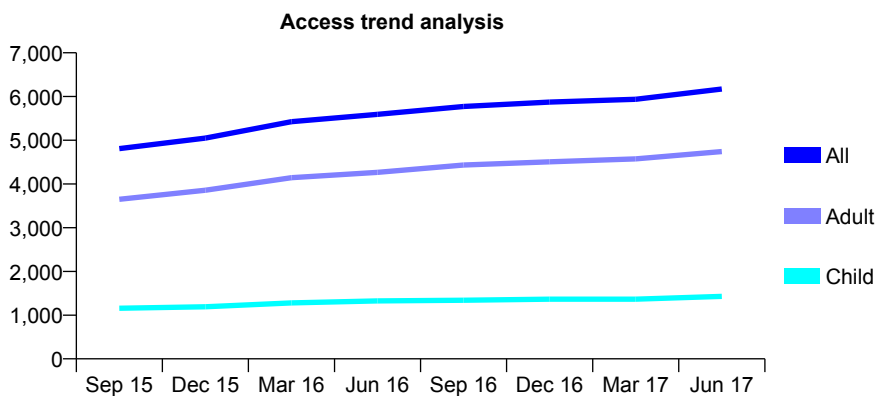
Q44 - Vital Signs At a Glance Contract Report for 116203/0001 - June 2017

Name or company name	Paddock Dental Practice
Contract type name	GDS Contract
Purpose of contract	General
Contract start date	01/04/2014
Contract end date	

17/18 Contracted general activity (UDA)	16,250
Carry forward general activity (UDA)	0
17/18 Contracted orthodontic activity (UOA)	0
Carry forward orthodontic activity (UOA)	0
Baseline contract value	£419,171.93

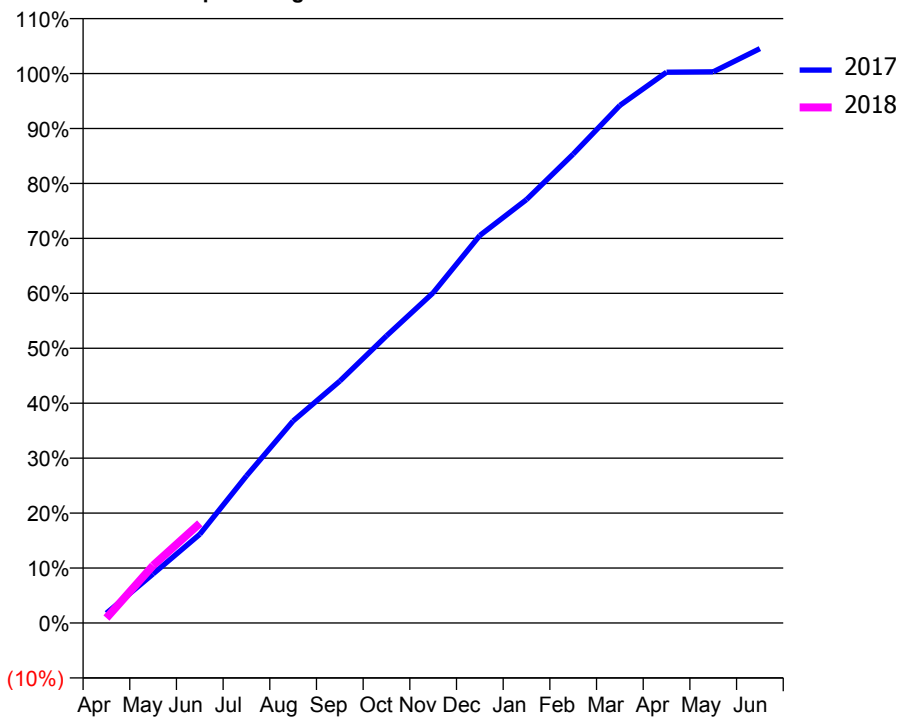
ACCESS*

Patients seen in 24 months	Total	Change since previous quarter
Quarter ending June 2016	5,592	
Quarter ending September 2016	5,773	↑
Quarter ending December 2016	5,872	→
Quarter ending March 2017	5,938	→
Quarter ending June 2017	6,172	↑
Variance since June 2016	10.4%	↑



ACTIVITY

Cumulative percentage of contracted UDA delivered 2017 & 2018



Month	Adjusted Scheduled Activity (UDA)	
	2017	2018
April	289	149
May	1,454	1,702
June	2,623	2,946
July	4,350	
August	5,975	
September	7,154	
October	8,491	
November	9,766	
December	11,462	
January	12,523	
February	13,867	
March	15,305	
April	16,287	
May	16,302	
June	16,985	

QUALITY

	Quantity	Base Number	Contract	AT	Region	England
% of FP17s for the same patient ID Re-attending within 3 months - Children	41	658	6.2%	11.9%	13.0%	12.0%
% of FP17s for the same patient ID Re-attending within 3 months - Adults	236	1,792	13.2%	17.0%	16.6%	16.0%
% of FP17s for the same patient ID Re-attending between 3 & 9 months - Children	371	658	56.4%	57.3%	59.5%	58.0%
% of FP17s for the same patient ID Re-attending between 3 & 9 months - Adults	815	1,792	45.5%	51.3%	53.1%	50.9%
% of FP17s for Band 1 Urgent Courses	232	1,678	13.8%	9.7%	9.3%	9.1%
% of FP17s Relating to Free Repair or Replacements	20	1,678	1.2%	1.1%	1.0%	0.8%
% of FP17s Relating to Continuations	17	1,678	1.0%	1.4%	1.3%	1.1%
% of Patients satisfied with the dentistry they have received	16	16	100.0%	92.7%	91.9%	91.7%
% of Patients satisfied with the time they had to wait for an appointment	15	16	93.8%	92.5%	88.7%	88.0%

* This is based on patients treated on this contract for their most recent course of treatment. Figures in italics indicate the base number of FP17s or Patient Questionnaire responses are less than 100. N/A is shown where the base number of responses is less than 10 during the period. % is calculated as Quantity/Base number*100

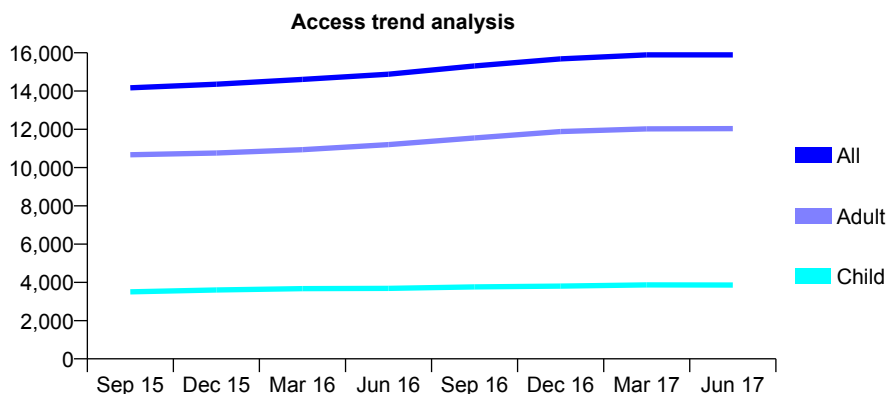
Q44 - Vital Signs At a Glance Contract Report for 116777/0001 - June 2017

Name or company name	Alchemy Dental Practice
Contract type name	GDS Contract
Purpose of contract	General
Contract start date	01/07/2008
Contract end date	

17/18 Contracted general activity (UDA)	36,546
Carry forward general activity (UDA)	0
17/18 Contracted orthodontic activity (UOA)	0
Carry forward orthodontic activity (UOA)	0
Baseline contract value	£971,113.09

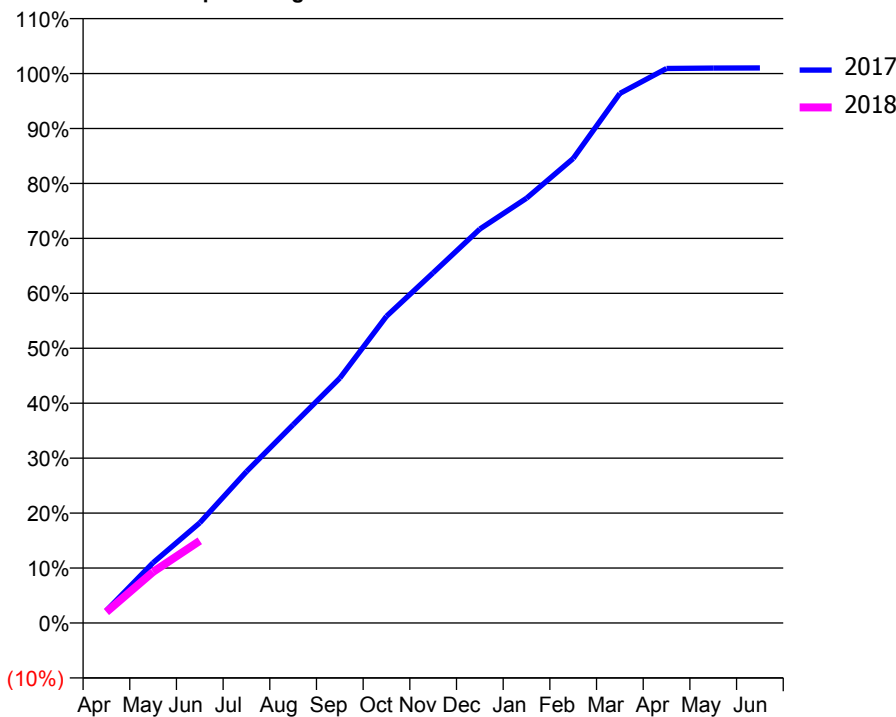
ACCESS*

Patients seen in 24 months	Total	Change since previous quarter
Quarter ending June 2016	14,884	
Quarter ending September 2016	15,313	↑
Quarter ending December 2016	15,681	↑
Quarter ending March 2017	15,893	→
Quarter ending June 2017	15,895	→
Variance since June 2016	6.8%	↑



ACTIVITY

Cumulative percentage of contracted UDA delivered 2017 & 2018



Month	Adjusted Scheduled Activity (UDA)	
	2017	2018
April	832	732
May	4,013	3,402
June	6,669	5,465
July	10,074	
August	13,193	
September	16,290	
October	20,404	
November	23,295	
December	26,206	
January	28,253	
February	30,895	
March	35,226	
April	36,881	
May	36,905	
June	36,911	

QUALITY

	Quantity	Base Number	Contract	AT	Region	England
% of FP17s for the same patient ID Re-attending within 3 months - Children	64	999	6.4%	11.9%	13.0%	12.0%
% of FP17s for the same patient ID Re-attending within 3 months - Adults	390	2,707	14.4%	17.0%	16.6%	16.0%
% of FP17s for the same patient ID Re-attending between 3 & 9 months - Children	463	999	46.3%	57.3%	59.5%	58.0%
% of FP17s for the same patient ID Re-attending between 3 & 9 months - Adults	1,120	2,707	41.4%	51.3%	53.1%	50.9%
% of FP17s for Band 1 Urgent Courses	401	2,557	15.7%	9.7%	9.3%	9.1%
% of FP17s Relating to Free Repair or Replacements	13	2,557	0.5%	1.1%	1.0%	0.8%
% of FP17s Relating to Continuations	17	2,557	0.7%	1.4%	1.3%	1.1%
% of Patients satisfied with the dentistry they have received	73	78	93.6%	92.7%	91.9%	91.7%
% of Patients satisfied with the time they had to wait for an appointment	72	78	92.3%	92.5%	88.7%	88.0%

* This is based on patients treated on this contract for their most recent course of treatment. Figures in italics indicate the base number of FP17s or Patient Questionnaire responses are less than 100. N/A is shown where the base number of responses is less than 10 during the period. % is calculated as Quantity/Base number*100

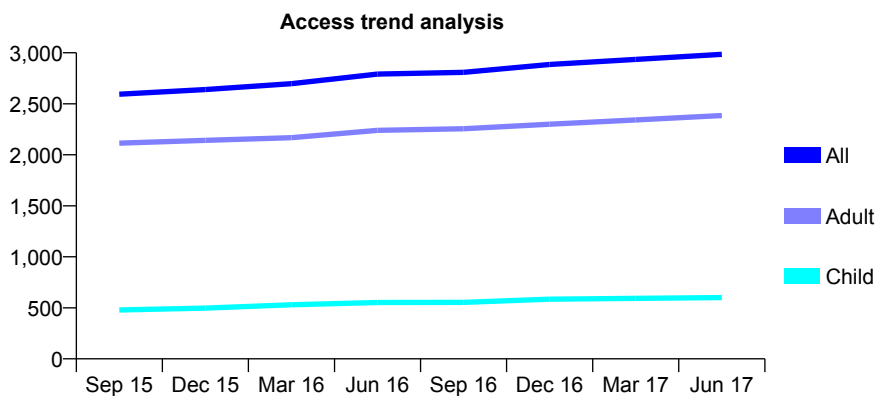
Q44 - Vital Signs At a Glance Contract Report for 120650/0001 - June 2017

Name or company name	Silk Dental Care Ltd
Contract type name	GDS Contract
Purpose of contract	General
Contract start date	01/04/2011
Contract end date	

17/18 Contracted general activity (UDA)	10,173
Carry forward general activity (UDA)	0
17/18 Contracted orthodontic activity (UOA)	0
Carry forward orthodontic activity (UOA)	0
Baseline contract value	£213,558.87

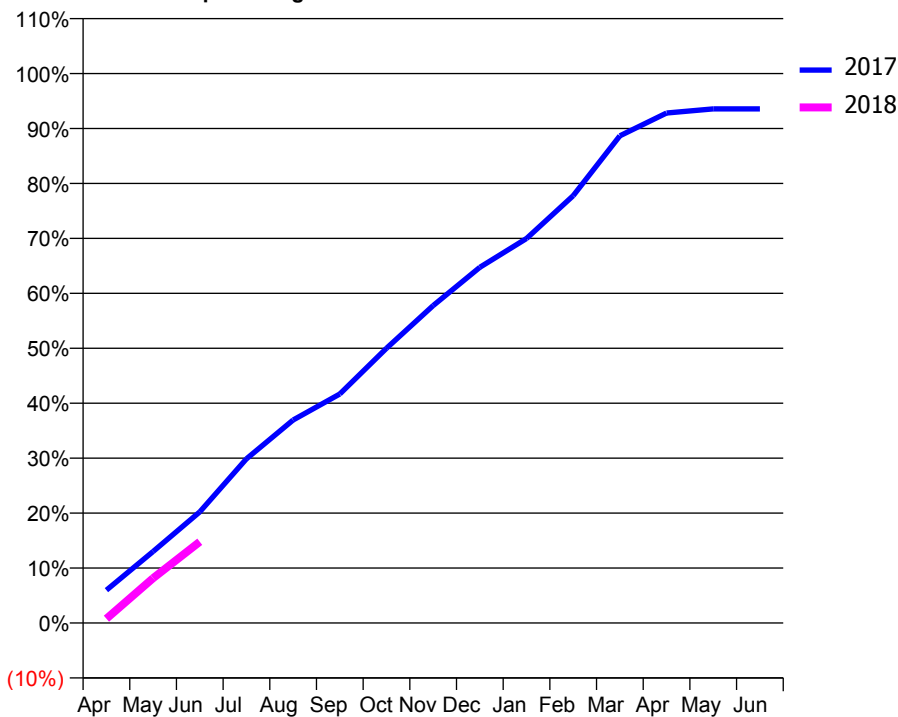
ACCESS*

Patients seen in 24 months	Total	Change since previous quarter
Quarter ending June 2016	2,792	
Quarter ending September 2016	2,808	→
Quarter ending December 2016	2,885	↑
Quarter ending March 2017	2,935	→
Quarter ending June 2017	2,985	→
Variance since June 2016	6.9%	↑



ACTIVITY

Cumulative percentage of contracted UDA delivered 2017 & 2018



Month	Adjusted Scheduled Activity (UDA)	
	2017	2018
April	607	80
May	1,325	831
June	2,057	1,506
July	3,040	
August	3,759	
September	4,239	
October	5,087	
November	5,876	
December	6,585	
January	7,120	
February	7,911	
March	9,019	
April	9,442	
May	9,518	
June	9,519	

QUALITY

	Quantity	Base Number	Contract	AT	Region	England
% of FP17s for the same patient ID Re-attending within 3 months - Children	11	191	5.8%	11.9%	13.0%	12.0%
% of FP17s for the same patient ID Re-attending within 3 months - Adults	91	683	13.3%	17.0%	16.6%	16.0%
% of FP17s for the same patient ID Re-attending between 3 & 9 months - Children	129	191	67.5%	57.3%	59.5%	58.0%
% of FP17s for the same patient ID Re-attending between 3 & 9 months - Adults	318	683	46.6%	51.3%	53.1%	50.9%
% of FP17s for Band 1 Urgent Courses	39	685	5.7%	9.7%	9.3%	9.1%
% of FP17s Relating to Free Repair or Replacements	0	685	0.0%	1.1%	1.0%	0.8%
% of FP17s Relating to Continuations	5	685	0.7%	1.4%	1.3%	1.1%
% of Patients satisfied with the dentistry they have received	13	18	72.2%	92.7%	91.9%	91.7%
% of Patients satisfied with the time they had to wait for an appointment	15	18	83.3%	92.5%	88.7%	88.0%

* This is based on patients treated on this contract for their most recent course of treatment. Figures in italics indicate the base number of FP17s or Patient Questionnaire responses are less than 100. N/A is shown where the base number of responses is less than 10 during the period. % is calculated as Quantity/Base number*100

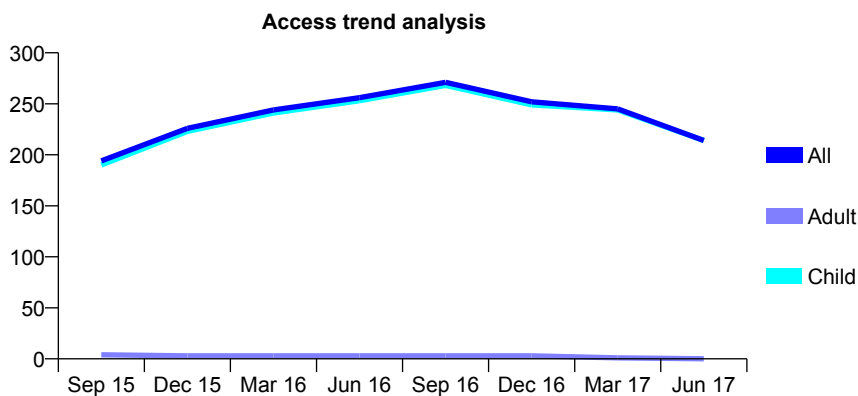
Q44 - Vital Signs At a Glance Contract Report for 127213/0001 - June 2017

Name or company name	Wirral Community NHS Trust
Contract type name	PDS Contract
Purpose of contract	General
Contract start date	01/04/2015
Contract end date	31/03/2018

17/18 Contracted general activity (UDA)	4,000
Carry forward general activity (UDA)	0
17/18 Contracted orthodontic activity (UOA)	0
Carry forward orthodontic activity (UOA)	0
Baseline contract value	£792,923.68

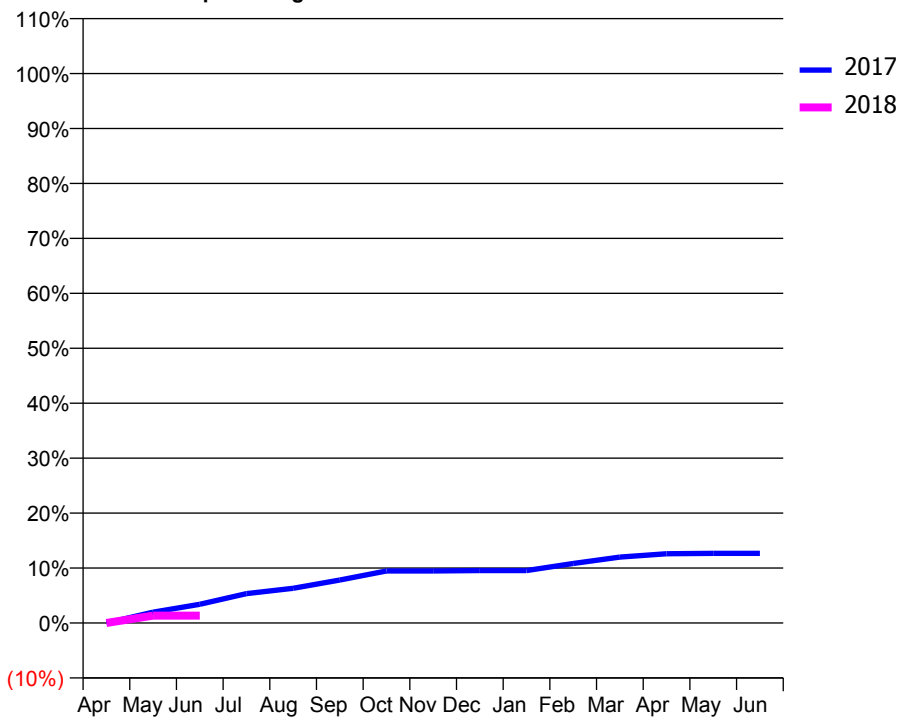
ACCESS*

Patients seen in 24 months	Total	Change since previous quarter
Quarter ending June 2016	256	
Quarter ending September 2016	271	↑
Quarter ending December 2016	252	↓
Quarter ending March 2017	245	↓
Quarter ending June 2017	214	↓
Variance since June 2016	(16.4%)	↓



ACTIVITY

Cumulative percentage of contracted UDA delivered 2017 & 2018



Adjusted Scheduled Activity (UDA)

Month	2017	2018
April	0	0
May	79	54
June	136	54
July	214	
August	253	
September	313	
October	379	
November	379	
December	382	
January	382	
February	433	
March	480	
April	504	
May	507	
June	507	

QUALITY

	Quantity	Base Number	Contract	AT	Region	England
% of FP17s for the same patient ID Re-attending within 3 months - Children	0	27	0.0%	11.9%	13.0%	12.0%
% of FP17s for the same patient ID Re-attending within 3 months - Adults	0	0	N/A	17.0%	16.6%	16.0%
% of FP17s for the same patient ID Re-attending between 3 & 9 months - Children	0	27	0.0%	57.3%	59.5%	58.0%
% of FP17s for the same patient ID Re-attending between 3 & 9 months - Adults	0	0	N/A	51.3%	53.1%	50.9%
% of FP17s for Band 1 Urgent Courses	0	18	0.0%	9.7%	9.3%	9.1%
% of FP17s Relating to Free Repair or Replacements	0	18	0.0%	1.1%	1.0%	0.8%
% of FP17s Relating to Continuations	0	18	0.0%	1.4%	1.3%	1.1%
% of Patients satisfied with the dentistry they have received	0	0	N/A	92.7%	91.9%	91.7%
% of Patients satisfied with the time they had to wait for an appointment	0	0	N/A	92.5%	88.7%	88.0%

* This is based on patients treated on this contract for their most recent course of treatment. Figures in italics indicate the base number of FP17s or Patient Questionnaire responses are less than 100. N/A is shown where the base number of responses is less than 10 during the period. % is calculated as Quantity/Base number*100

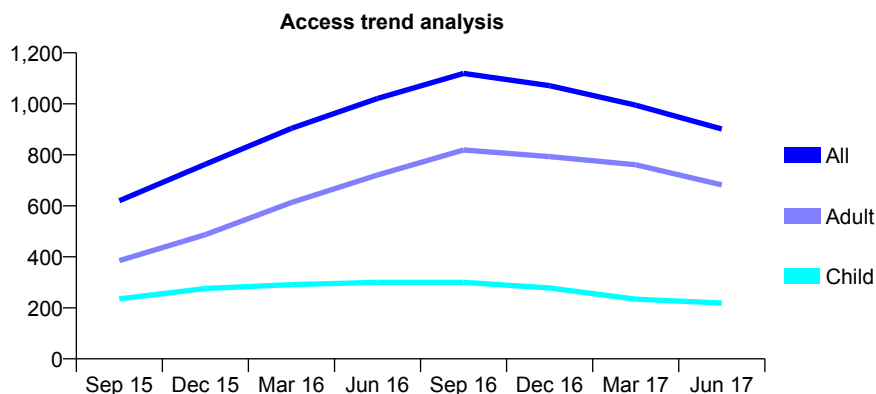
Q44 - Vital Signs At a Glance Contract Report for 127213/0007 - June 2017

Name or company name	Wirral Community NHS Trust
Contract type name	PDS Contract
Purpose of contract	General
Contract start date	01/04/2015
Contract end date	31/03/2018

17/18 Contracted general activity (UDA)	6,500
Carry forward general activity (UDA)	0
17/18 Contracted orthodontic activity (UOA)	0
Carry forward orthodontic activity (UOA)	0
Baseline contract value	£1,303,555.77

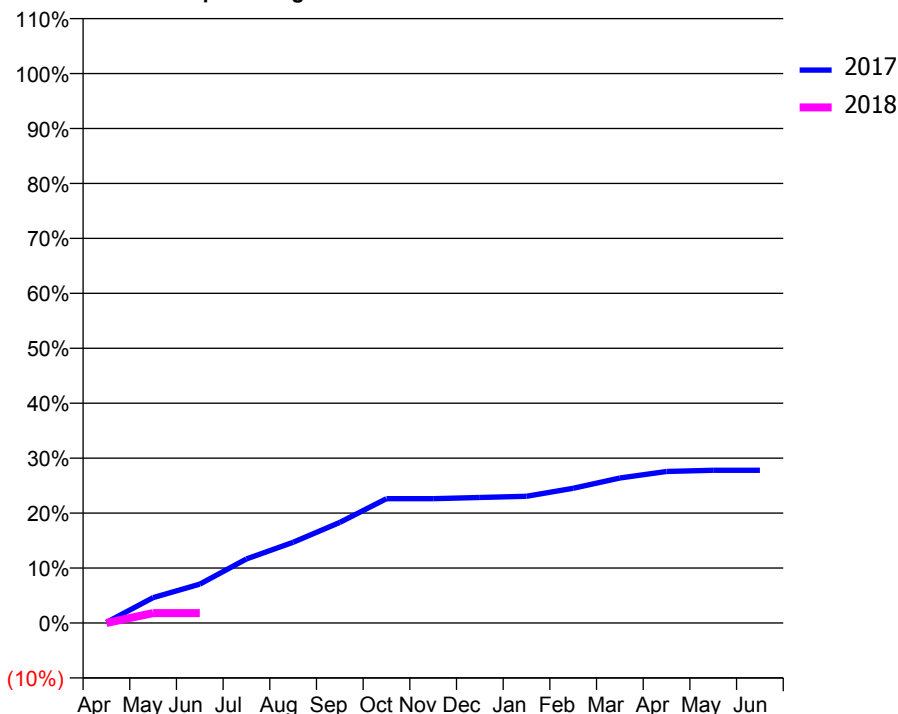
ACCESS*

Patients seen in 24 months	Total	Change since previous quarter
Quarter ending June 2016	1,021	
Quarter ending September 2016	1,119	↑
Quarter ending December 2016	1,071	↓
Quarter ending March 2017	995	↓
Quarter ending June 2017	901	↓
Variance since June 2016	(11.8%)	↓



ACTIVITY

Cumulative percentage of contracted UDA delivered 2017 & 2018



Adjusted Scheduled Activity (UDA)

Month	2017	2018
April	7	0
May	300	118
June	459	118
July	758	
August	956	
September	1,190	
October	1,471	
November	1,471	
December	1,485	
January	1,500	
February	1,594	
March	1,716	
April	1,792	
May	1,806	
June	1,806	

QUALITY

	Quantity	Base Number	Contract	AT	Region	England
% of FP17s for the same patient ID Re-attending within 3 months - Children	0	47	0.0%	11.9%	13.0%	12.0%
% of FP17s for the same patient ID Re-attending within 3 months - Adults	3	68	4.4%	17.0%	16.6%	16.0%
% of FP17s for the same patient ID Re-attending between 3 & 9 months - Children	5	47	10.6%	57.3%	59.5%	58.0%
% of FP17s for the same patient ID Re-attending between 3 & 9 months - Adults	29	68	42.6%	51.3%	53.1%	50.9%
% of FP17s for Band 1 Urgent Courses	1	60	1.7%	9.7%	9.3%	9.1%
% of FP17s Relating to Free Repair or Replacements	0	60	0.0%	1.1%	1.0%	0.8%
% of FP17s Relating to Continuations	0	60	0.0%	1.4%	1.3%	1.1%
% of Patients satisfied with the dentistry they have received	2	2	N/A	92.7%	91.9%	91.7%
% of Patients satisfied with the time they had to wait for an appointment	1	2	N/A	92.5%	88.7%	88.0%

* This is based on patients treated on this contract for their most recent course of treatment. Figures in italics indicate the base number of FP17s or Patient Questionnaire responses are less than 100. N/A is shown where the base number of responses is less than 10 during the period. % is calculated as Quantity/Base number*100

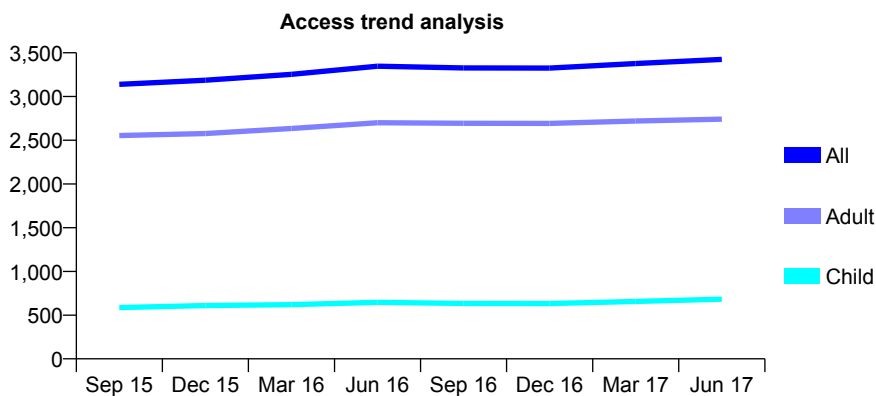
Q44 - Vital Signs At a Glance Contract Report for 128104/0001 - June 2017

Name or company name	FELDENT LIMITED
Contract type name	GDS Contract
Purpose of contract	General
Contract start date	01/10/2011
Contract end date	

17/18 Contracted general activity (UDA)	11,129
Carry forward general activity (UDA)	0
17/18 Contracted orthodontic activity (UOA)	0
Carry forward orthodontic activity (UOA)	0
Baseline contract value	£267,091.41

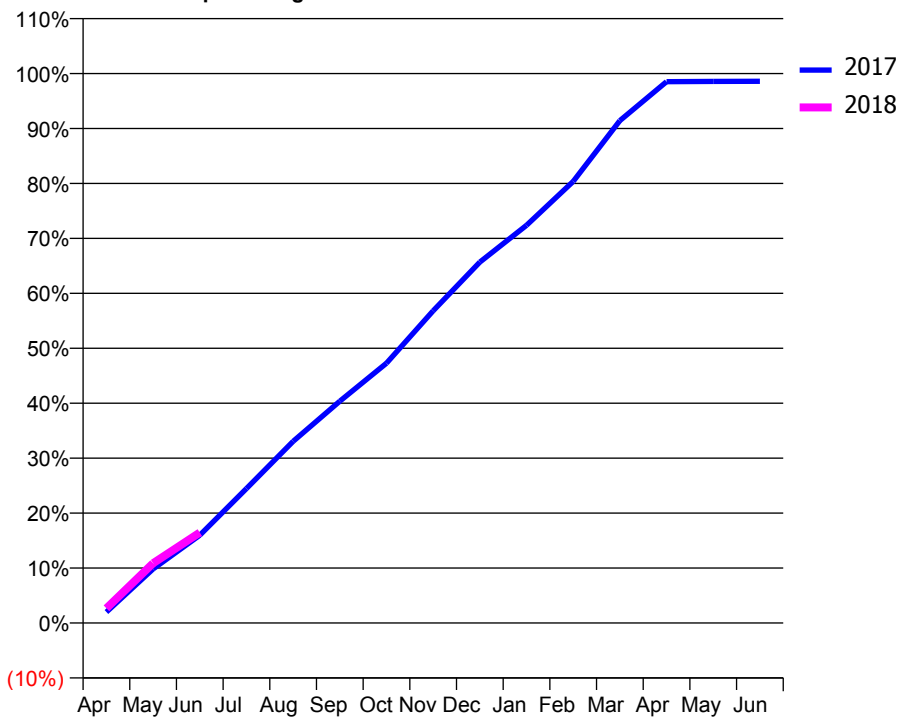
ACCESS*

Patients seen in 24 months	Total	Change since previous quarter
Quarter ending June 2016	3,346	
Quarter ending September 2016	3,327	→
Quarter ending December 2016	3,325	→
Quarter ending March 2017	3,377	→
Quarter ending June 2017	3,424	→
Variance since June 2016	2.3%	↑



ACTIVITY

Cumulative percentage of contracted UDA delivered 2017 & 2018



Month	Adjusted Scheduled Activity (UDA)	
	2017	2018
April	224	299
May	1,096	1,211
June	1,779	1,833
July	2,724	
August	3,680	
September	4,491	
October	5,261	
November	6,323	
December	7,310	
January	8,055	
February	8,943	
March	10,175	
April	10,964	
May	10,968	
June	10,971	

QUALITY

	Quantity	Base Number	Contract	AT	Region	England
% of FP17s for the same patient ID Re-attending within 3 months - Children	23	242	9.5%	11.9%	13.0%	12.0%
% of FP17s for the same patient ID Re-attending within 3 months - Adults	197	988	19.9%	17.0%	16.6%	16.0%
% of FP17s for the same patient ID Re-attending between 3 & 9 months - Children	139	242	57.4%	57.3%	59.5%	58.0%
% of FP17s for the same patient ID Re-attending between 3 & 9 months - Adults	583	988	59.0%	51.3%	53.1%	50.9%
% of FP17s for Band 1 Urgent Courses	77	756	10.2%	9.7%	9.3%	9.1%
% of FP17s Relating to Free Repair or Replacements	3	756	0.4%	1.1%	1.0%	0.8%
% of FP17s Relating to Continuations	21	756	2.8%	1.4%	1.3%	1.1%
% of Patients satisfied with the dentistry they have received	10	12	83.3%	92.7%	91.9%	91.7%
% of Patients satisfied with the time they had to wait for an appointment	12	12	100.0%	92.5%	88.7%	88.0%

* This is based on patients treated on this contract for their most recent course of treatment. Figures in italics indicate the base number of FP17s or Patient Questionnaire responses are less than 100. N/A is shown where the base number of responses is less than 10 during the period. % is calculated as Quantity/Base number*100

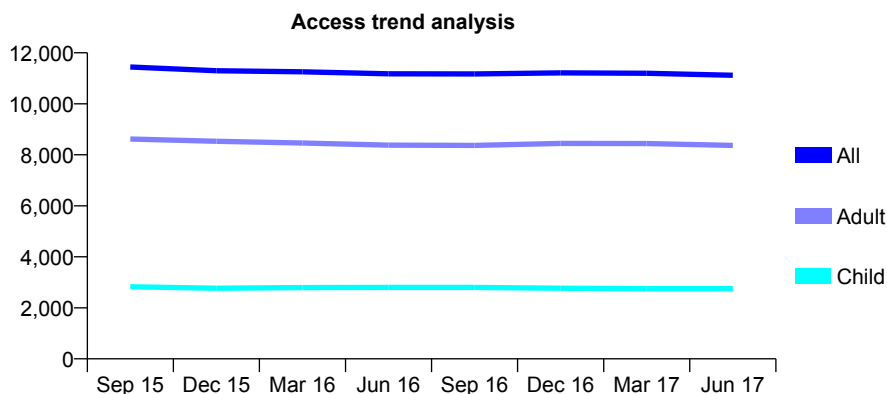
Q44 - Vital Signs At a Glance Contract Report for 133930/0001 - June 2017

Name or company name	Gidman & Waywell
Contract type name	GDS Contract
Purpose of contract	General
Contract start date	01/04/2009
Contract end date	

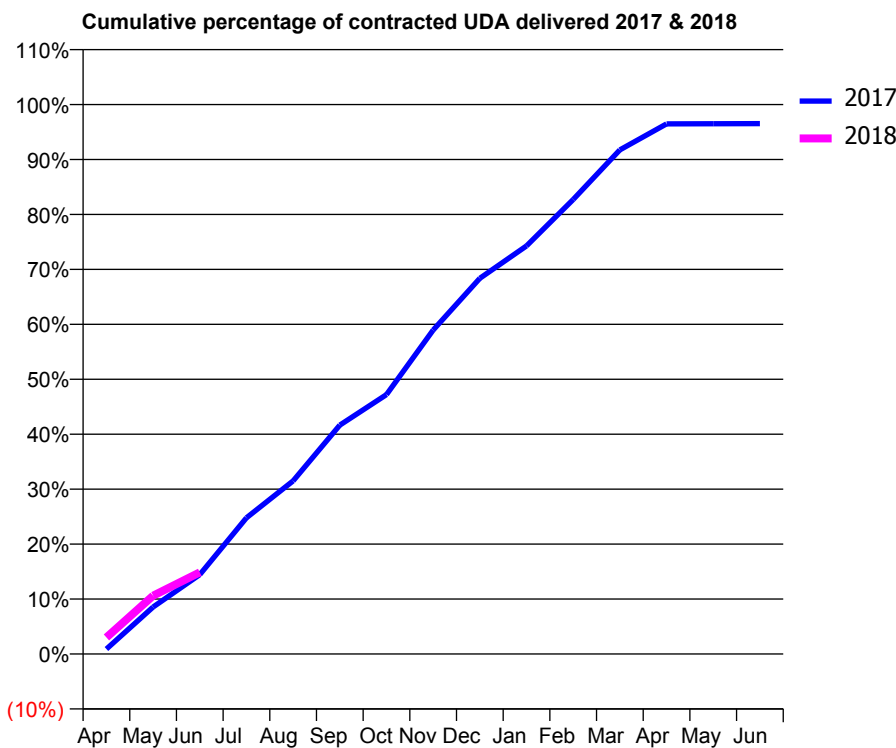
17/18 Contracted general activity (UDA)	34,947
Carry forward general activity (UDA)	0
17/18 Contracted orthodontic activity (UOA)	0
Carry forward orthodontic activity (UOA)	0
Baseline contract value	£1,013,222.83

ACCESS*

Patients seen in 24 months	Total	Change since previous quarter
Quarter ending June 2016	11,179	
Quarter ending September 2016	11,169	→
Quarter ending December 2016	11,215	→
Quarter ending March 2017	11,196	→
Quarter ending June 2017	11,118	→
Variance since June 2016	(0.5%)	→



ACTIVITY



Month	Adjusted Scheduled Activity (UDA)	
	2017	2018
April	318	1,059
May	2,987	3,707
June	5,054	5,194
July	8,665	
August	11,016	
September	14,556	
October	16,498	
November	20,606	
December	23,892	
January	25,953	
February	28,904	
March	32,058	
April	33,713	
May	33,725	
June	33,728	

QUALITY

	Quantity	Base Number	Contract	AT	Region	England
% of FP17s for the same patient ID Re-attending within 3 months - Children	117	823	14.2%	11.9%	13.0%	12.0%
% of FP17s for the same patient ID Re-attending within 3 months - Adults	526	2,264	23.2%	17.0%	16.6%	16.0%
% of FP17s for the same patient ID Re-attending between 3 & 9 months - Children	385	823	46.8%	57.3%	59.5%	58.0%
% of FP17s for the same patient ID Re-attending between 3 & 9 months - Adults	985	2,264	43.5%	51.3%	53.1%	50.9%
% of FP17s for Band 1 Urgent Courses	385	2,379	16.2%	9.7%	9.3%	9.1%
% of FP17s Relating to Free Repair or Replacements	32	2,379	1.3%	1.1%	1.0%	0.8%
% of FP17s Relating to Continuations	71	2,379	3.0%	1.4%	1.3%	1.1%
% of Patients satisfied with the dentistry they have received	10	10	100.0%	92.7%	91.9%	91.7%
% of Patients satisfied with the time they had to wait for an appointment	10	10	100.0%	92.5%	88.7%	88.0%

* This is based on patients treated on this contract for their most recent course of treatment. Figures in italics indicate the base number of FP17s or Patient Questionnaire responses are less than 100. N/A is shown where the base number of responses is less than 10 during the period. % is calculated as Quantity/Base number*100

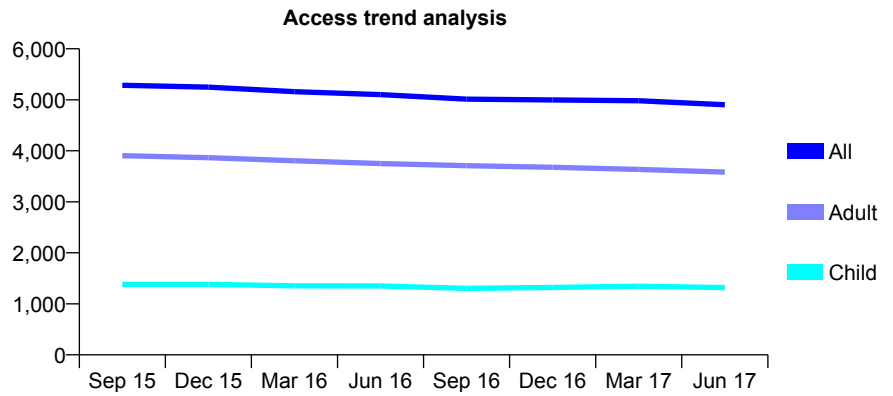
Q44 - Vital Signs At a Glance Contract Report for 134848/0001 - June 2017

Name or company name	Balls Road Dental Practice
Contract type name	GDS Contract
Purpose of contract	General
Contract start date	01/04/2006
Contract end date	

17/18 Contracted general activity (UDA)	14,640
Carry forward general activity (UDA)	0
17/18 Contracted orthodontic activity (UOA)	0
Carry forward orthodontic activity (UOA)	0
Baseline contract value	£422,878.68

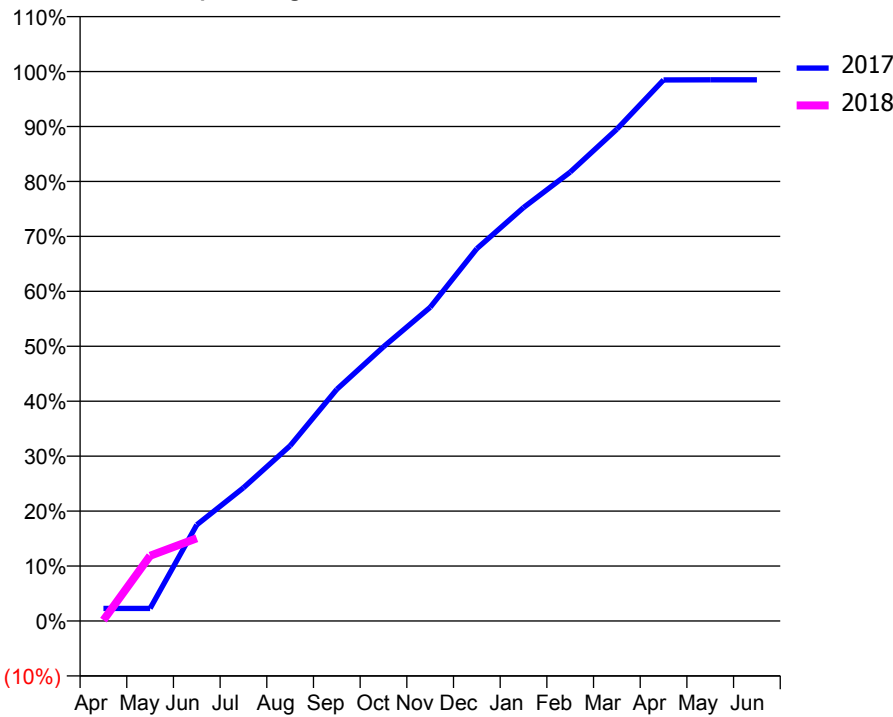
ACCESS*

Patients seen in 24 months	Total	Change since previous quarter
Quarter ending June 2016	5,101	
Quarter ending September 2016	5,012	↓
Quarter ending December 2016	4,998	→
Quarter ending March 2017	4,981	→
Quarter ending June 2017	4,904	↓
Variance since June 2016	(3.9%)	↓



ACTIVITY

Cumulative percentage of contracted UDA delivered 2017 & 2018



Month	Adjusted Scheduled Activity (UDA)	
	2017	2018
April	335	22
May	335	1,739
June	2,562	2,204
July	3,549	
August	4,669	
September	6,173	
October	7,305	
November	8,357	
December	9,920	
January	11,014	
February	11,960	
March	13,103	
April	14,414	
May	14,418	
June	14,418	

QUALITY

	Quantity	Base Number	Contract	AT	Region	England
% of FP17s for the same patient ID Re-attending within 3 months - Children	39	571	6.8%	11.9%	13.0%	12.0%
% of FP17s for the same patient ID Re-attending within 3 months - Adults	212	1,389	15.3%	17.0%	16.6%	16.0%
% of FP17s for the same patient ID Re-attending between 3 & 9 months - Children	359	571	62.9%	57.3%	59.5%	58.0%
% of FP17s for the same patient ID Re-attending between 3 & 9 months - Adults	792	1,389	57.0%	51.3%	53.1%	50.9%
% of FP17s for Band 1 Urgent Courses	83	1,150	7.2%	9.7%	9.3%	9.1%
% of FP17s Relating to Free Repair or Replacements	4	1,150	0.3%	1.1%	1.0%	0.8%
% of FP17s Relating to Continuations	8	1,150	0.7%	1.4%	1.3%	1.1%
% of Patients satisfied with the dentistry they have received	8	8	N/A	92.7%	91.9%	91.7%
% of Patients satisfied with the time they had to wait for an appointment	6	8	N/A	92.5%	88.7%	88.0%

* This is based on patients treated on this contract for their most recent course of treatment. Figures in italics indicate the base number of FP17s or Patient Questionnaire responses are less than 100. N/A is shown where the base number of responses is less than 10 during the period. % is calculated as Quantity/Base number*100

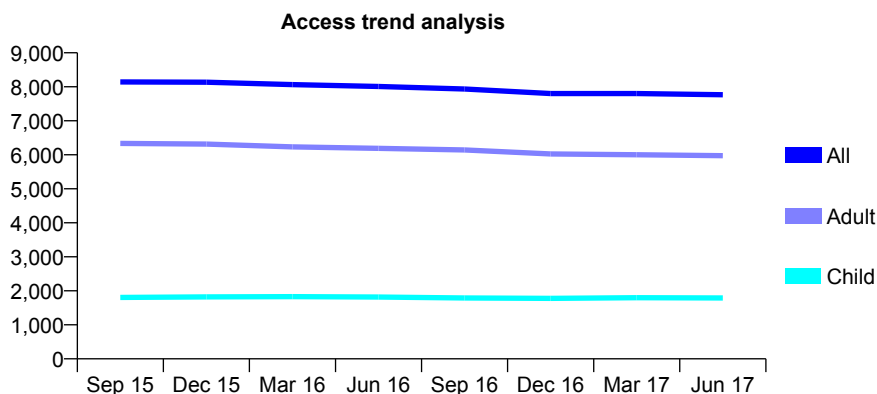
Q44 - Vital Signs At a Glance Contract Report for 135550/0001 - June 2017

Name or company name	Upton Dental Practice Limited
Contract type name	GDS Contract
Purpose of contract	General
Contract start date	01/04/2011
Contract end date	

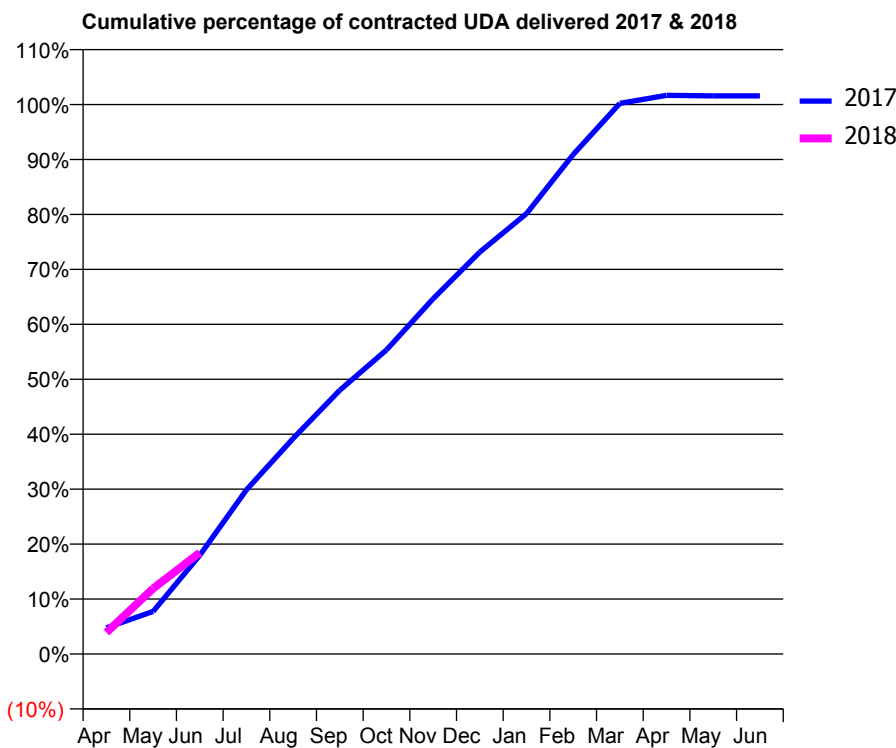
17/18 Contracted general activity (UDA)	23,980
Carry forward general activity (UDA)	0
17/18 Contracted orthodontic activity (UOA)	0
Carry forward orthodontic activity (UOA)	0
Baseline contract value	£691,965.27

ACCESS*

Patients seen in 24 months	Total	Change since previous quarter
Quarter ending June 2016	8,008	
Quarter ending September 2016	7,937	→
Quarter ending December 2016	7,803	↓
Quarter ending March 2017	7,802	→
Quarter ending June 2017	7,765	→
Variance since June 2016	(3.0%)	↓



ACTIVITY



Month	Adjusted Scheduled Activity (UDA)	
	2017	2018
April	1,145	941
May	1,859	2,857
June	4,311	4,427
July	7,164	
August	9,409	
September	11,515	
October	13,268	
November	15,502	
December	17,540	
January	19,221	
February	21,799	
March	24,029	
April	24,378	
May	24,354	
June	24,356	

QUALITY

	Quantity	Base Number	Contract	AT	Region	England
% of FP17s for the same patient ID Re-attending within 3 months - Children	32	451	7.1%	11.9%	13.0%	12.0%
% of FP17s for the same patient ID Re-attending within 3 months - Adults	282	1,649	17.1%	17.0%	16.6%	16.0%
% of FP17s for the same patient ID Re-attending between 3 & 9 months - Children	218	451	48.3%	57.3%	59.5%	58.0%
% of FP17s for the same patient ID Re-attending between 3 & 9 months - Adults	804	1,649	48.8%	51.3%	53.1%	50.9%
% of FP17s for Band 1 Urgent Courses	206	1,957	10.5%	9.7%	9.3%	9.1%
% of FP17s Relating to Free Repair or Replacements	31	1,957	1.6%	1.1%	1.0%	0.8%
% of FP17s Relating to Continuations	33	1,957	1.7%	1.4%	1.3%	1.1%
% of Patients satisfied with the dentistry they have received	18	20	90.0%	92.7%	91.9%	91.7%
% of Patients satisfied with the time they had to wait for an appointment	19	20	95.0%	92.5%	88.7%	88.0%

* This is based on patients treated on this contract for their most recent course of treatment. Figures in italics indicate the base number of FP17s or Patient Questionnaire responses are less than 100. N/A is shown where the base number of responses is less than 10 during the period. % is calculated as Quantity/Base number*100

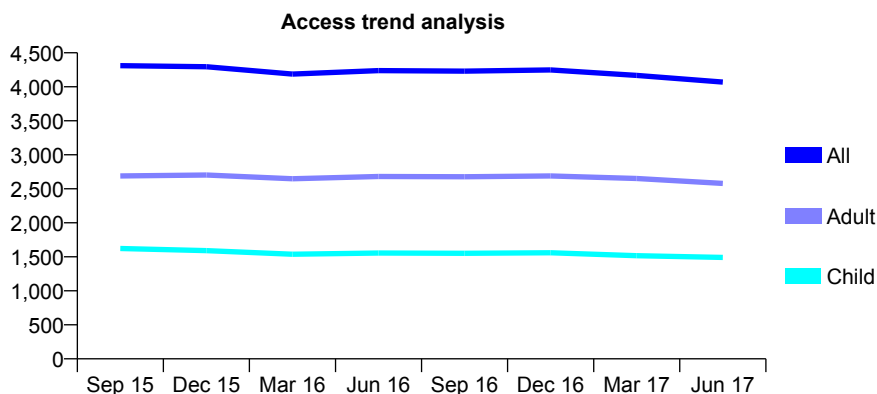
Q44 - Vital Signs At a Glance Contract Report for 136646/0001 - June 2017

Name or company name	Victoria Street Dental Practice Ltd
Contract type name	GDS Contract
Purpose of contract	General
Contract start date	01/05/2011
Contract end date	

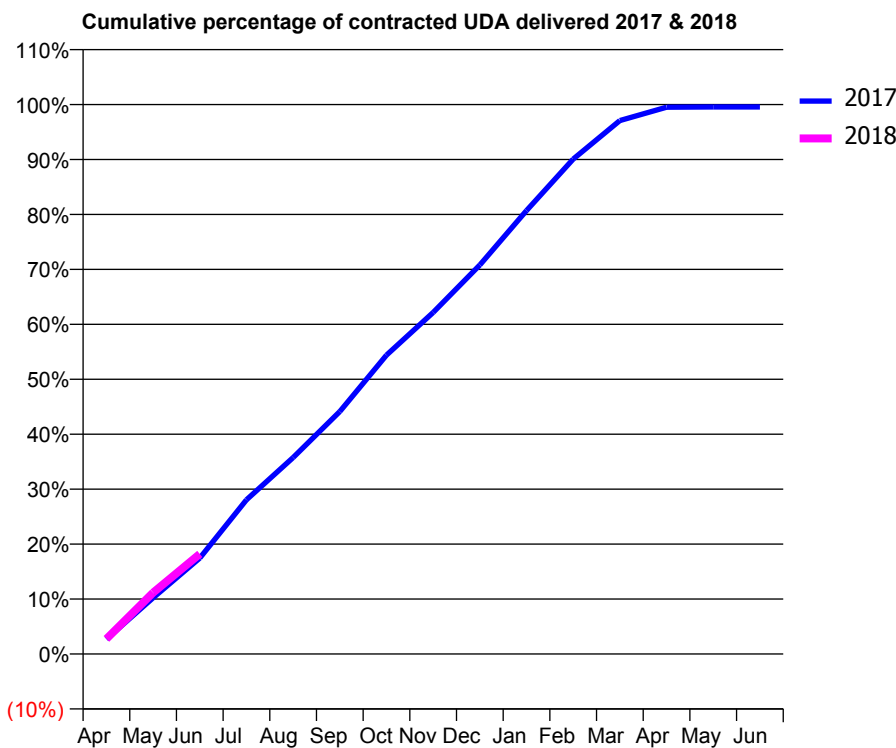
17/18 Contracted general activity (UDA)	12,551
Carry forward general activity (UDA)	0
17/18 Contracted orthodontic activity (UOA)	0
Carry forward orthodontic activity (UOA)	0
Baseline contract value	£397,587.02

ACCESS*

Patients seen in 24 months	Total	Change since previous quarter
Quarter ending June 2016	4,238	
Quarter ending September 2016	4,230	→
Quarter ending December 2016	4,248	→
Quarter ending March 2017	4,167	↓
Quarter ending June 2017	4,070	↓
Variance since June 2016	(4.0%)	↓



ACTIVITY



Month	Adjusted Scheduled Activity (UDA)	
	2017	2018
April	338	347
May	1,285	1,402
June	2,192	2,285
July	3,524	
August	4,489	
September	5,539	
October	6,827	
November	7,802	
December	8,885	
January	10,130	
February	11,305	
March	12,185	
April	12,489	
May	12,496	
June	12,496	

QUALITY

	Quantity	Base Number	Contract	AT	Region	England
% of FP17s for the same patient ID Re-attending within 3 months - Children	40	461	8.7%	11.9%	13.0%	12.0%
% of FP17s for the same patient ID Re-attending within 3 months - Adults	95	651	14.6%	17.0%	16.6%	16.0%
% of FP17s for the same patient ID Re-attending between 3 & 9 months - Children	276	461	59.9%	57.3%	59.5%	58.0%
% of FP17s for the same patient ID Re-attending between 3 & 9 months - Adults	371	651	57.0%	51.3%	53.1%	50.9%
% of FP17s for Band 1 Urgent Courses	95	1,018	9.3%	9.7%	9.3%	9.1%
% of FP17s Relating to Free Repair or Replacements	5	1,018	0.5%	1.1%	1.0%	0.8%
% of FP17s Relating to Continuations	3	1,018	0.3%	1.4%	1.3%	1.1%
% of Patients satisfied with the dentistry they have received	9	9	N/A	92.7%	91.9%	91.7%
% of Patients satisfied with the time they had to wait for an appointment	9	9	N/A	92.5%	88.7%	88.0%

* This is based on patients treated on this contract for their most recent course of treatment. Figures in italics indicate the base number of FP17s or Patient Questionnaire responses are less than 100. N/A is shown where the base number of responses is less than 10 during the period. % is calculated as Quantity/Base number*100

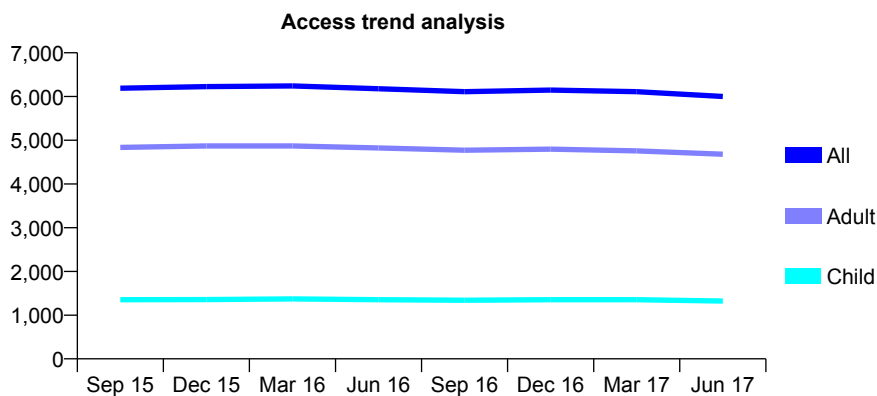
Q44 - Vital Signs At a Glance Contract Report for 137030/0001 - June 2017

Name or company name	C & V Gillespie
Contract type name	GDS Contract
Purpose of contract	General
Contract start date	01/01/2011
Contract end date	

17/18 Contracted general activity (UDA)	18,300
Carry forward general activity (UDA)	0
17/18 Contracted orthodontic activity (UOA)	0
Carry forward orthodontic activity (UOA)	0
Baseline contract value	£431,543.99

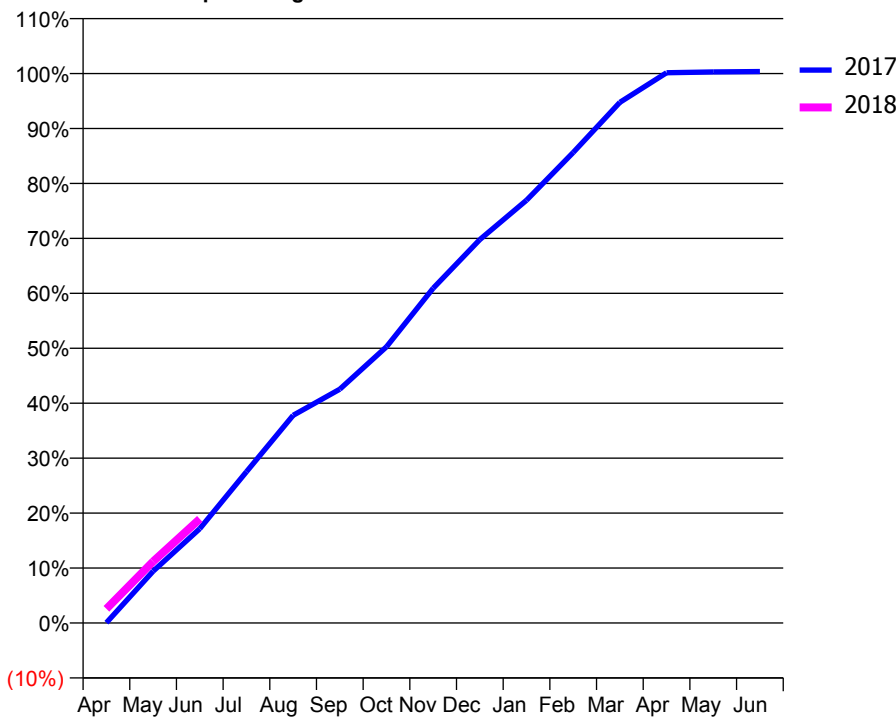
ACCESS*

Patients seen in 24 months	Total	Change since previous quarter
Quarter ending June 2016	6,177	
Quarter ending September 2016	6,112	↓
Quarter ending December 2016	6,149	→
Quarter ending March 2017	6,110	→
Quarter ending June 2017	6,000	↓
Variance since June 2016	(2.9%)	↓



ACTIVITY

Cumulative percentage of contracted UDA delivered 2017 & 2018



QUALITY

	Quantity	Base Number	Contract	AT	Region	England
% of FP17s for the same patient ID Re-attending within 3 months - Children	44	541	8.1%	11.9%	13.0%	12.0%
% of FP17s for the same patient ID Re-attending within 3 months - Adults	321	1,908	16.8%	17.0%	16.6%	16.0%
% of FP17s for the same patient ID Re-attending between 3 & 9 months - Children	381	541	70.4%	57.3%	59.5%	58.0%
% of FP17s for the same patient ID Re-attending between 3 & 9 months - Adults	1,219	1,908	63.9%	51.3%	53.1%	50.9%
% of FP17s for Band 1 Urgent Courses	144	1,984	7.3%	9.7%	9.3%	9.1%
% of FP17s Relating to Free Repair or Replacements	13	1,984	0.7%	1.1%	1.0%	0.8%
% of FP17s Relating to Continuations	21	1,984	1.1%	1.4%	1.3%	1.1%
% of Patients satisfied with the dentistry they have received	21	26	80.8%	92.7%	91.9%	91.7%
% of Patients satisfied with the time they had to wait for an appointment	25	26	96.2%	92.5%	88.7%	88.0%

* This is based on patients treated on this contract for their most recent course of treatment. Figures in italics indicate the base number of FP17s or Patient Questionnaire responses are less than 100. N/A is shown where the base number of responses is less than 10 during the period. % is calculated as Quantity/Base number*100

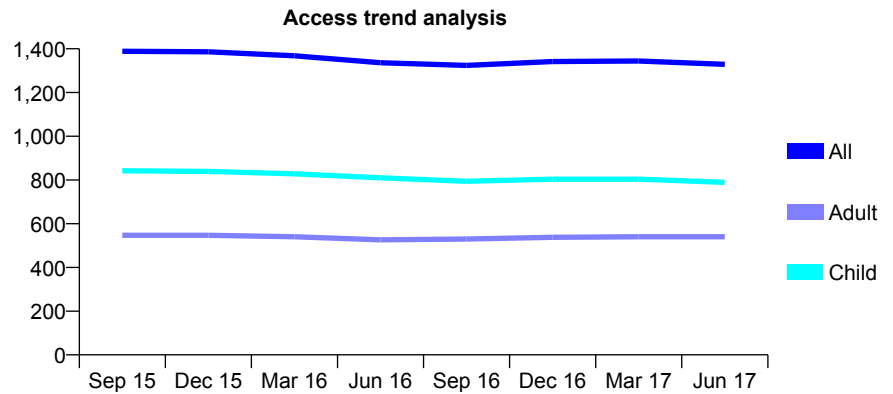
Q44 - Vital Signs At a Glance Contract Report for 137111/0001 - June 2017

Name or company name	Gaskell Avenue Dental Practice Ltd
Contract type name	GDS Contract
Purpose of contract	General
Contract start date	01/09/2011
Contract end date	

17/18 Contracted general activity (UDA)	7,000
Carry forward general activity (UDA)	0
17/18 Contracted orthodontic activity (UOA)	0
Carry forward orthodontic activity (UOA)	0
Baseline contract value	£173,362.92

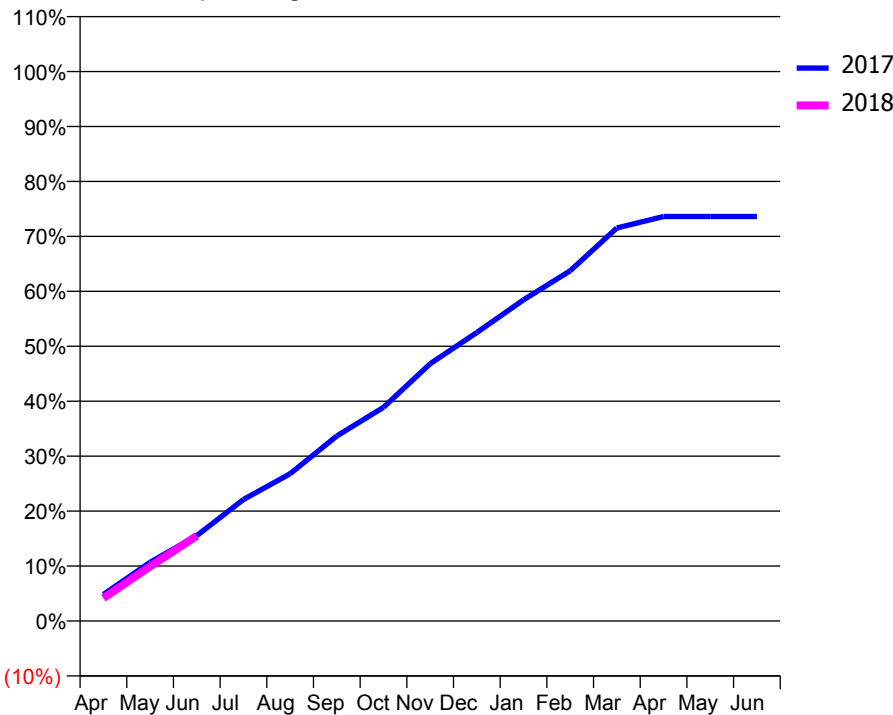
ACCESS*

Patients seen in 24 months	Total	Change since previous quarter
Quarter ending June 2016	1,336	
Quarter ending September 2016	1,324	→
Quarter ending December 2016	1,342	→
Quarter ending March 2017	1,344	→
Quarter ending June 2017	1,329	↓
Variance since June 2016	(0.5%)	→



ACTIVITY

Cumulative percentage of contracted UDA delivered 2017 & 2018



Adjusted Scheduled Activity (UDA)		
Month	2017	2018
April	338	292
May	748	695
June	1,089	1,085
July	1,548	
August	1,876	
September	2,356	
October	2,722	
November	3,278	
December	3,674	
January	4,092	
February	4,461	
March	5,006	
April	5,153	
May	5,153	
June	5,153	

QUALITY

	Quantity	Base Number	Contract	AT	Region	England
% of FP17s for the same patient ID Re-attending within 3 months - Children	42	326	12.9%	11.9%	13.0%	12.0%
% of FP17s for the same patient ID Re-attending within 3 months - Adults	46	181	25.4%	17.0%	16.6%	16.0%
% of FP17s for the same patient ID Re-attending between 3 & 9 months - Children	227	326	69.6%	57.3%	59.5%	58.0%
% of FP17s for the same patient ID Re-attending between 3 & 9 months - Adults	102	181	56.4%	51.3%	53.1%	50.9%
% of FP17s for Band 1 Urgent Courses	21	445	4.7%	9.7%	9.3%	9.1%
% of FP17s Relating to Free Repair or Replacements	0	445	0.0%	1.1%	1.0%	0.8%
% of FP17s Relating to Continuations	1	445	0.2%	1.4%	1.3%	1.1%
% of Patients satisfied with the dentistry they have received	9	11	81.8%	92.7%	91.9%	91.7%
% of Patients satisfied with the time they had to wait for an appointment	10	11	90.9%	92.5%	88.7%	88.0%

* This is based on patients treated on this contract for their most recent course of treatment. Figures in italics indicate the base number of FP17s or Patient Questionnaire responses are less than 100. N/A is shown where the base number of responses is less than 10 during the period. % is calculated as Quantity/Base number*100

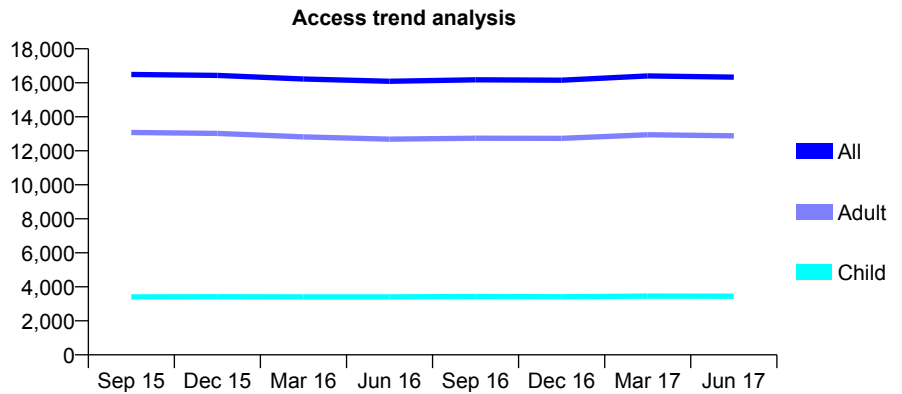
Q44 - Vital Signs At a Glance Contract Report for 138126/0001 - June 2017

Name or company name	Congleton Dental Centre
Contract type name	GDS Contract
Purpose of contract	General
Contract start date	01/04/2010
Contract end date	

17/18 Contracted general activity (UDA)	47,500
Carry forward general activity (UDA)	0
17/18 Contracted orthodontic activity (UOA)	0
Carry forward orthodontic activity (UOA)	0
Baseline contract value	£1,366,042.12

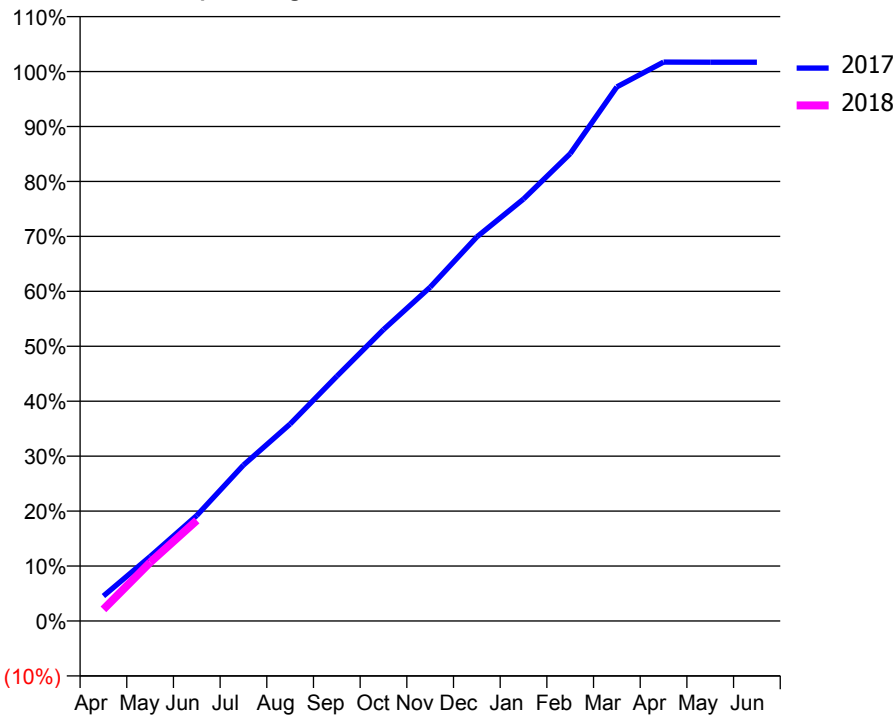
ACCESS*

Patients seen in 24 months	Total	Change since previous quarter
Quarter ending June 2016	16,089	
Quarter ending September 2016	16,175	→
Quarter ending December 2016	16,153	→
Quarter ending March 2017	16,401	→
Quarter ending June 2017	16,330	→
Variance since June 2016	1.5%	→



ACTIVITY

Cumulative percentage of contracted UDA delivered 2017 & 2018



Month	Adjusted Scheduled Activity (UDA)	
	2017	2018
April	2,165	1,006
May	5,570	5,070
June	9,126	8,692
July	13,479	
August	17,028	
September	21,159	
October	25,187	
November	28,855	
December	33,206	
January	36,480	
February	40,393	
March	46,166	
April	48,314	
May	48,309	
June	48,308	

QUALITY

	Quantity	Base Number	Contract	AT	Region	England
% of FP17s for the same patient ID Re-attending within 3 months - Children	101	1,300	7.8%	11.9%	13.0%	12.0%
% of FP17s for the same patient ID Re-attending within 3 months - Adults	742	4,850	15.3%	17.0%	16.6%	16.0%
% of FP17s for the same patient ID Re-attending between 3 & 9 months - Children	876	1,300	67.4%	57.3%	59.5%	58.0%
% of FP17s for the same patient ID Re-attending between 3 & 9 months - Adults	3,152	4,850	65.0%	51.3%	53.1%	50.9%
% of FP17s for Band 1 Urgent Courses	358	5,035	7.1%	9.7%	9.3%	9.1%
% of FP17s Relating to Free Repair or Replacements	38	5,035	0.8%	1.1%	1.0%	0.8%
% of FP17s Relating to Continuations	74	5,035	1.5%	1.4%	1.3%	1.1%
% of Patients satisfied with the dentistry they have received	46	50	92.0%	92.7%	91.9%	91.7%
% of Patients satisfied with the time they had to wait for an appointment	48	50	96.0%	92.5%	88.7%	88.0%

* This is based on patients treated on this contract for their most recent course of treatment. Figures in italics indicate the base number of FP17s or Patient Questionnaire responses are less than 100. N/A is shown where the base number of responses is less than 10 during the period. % is calculated as Quantity/Base number*100

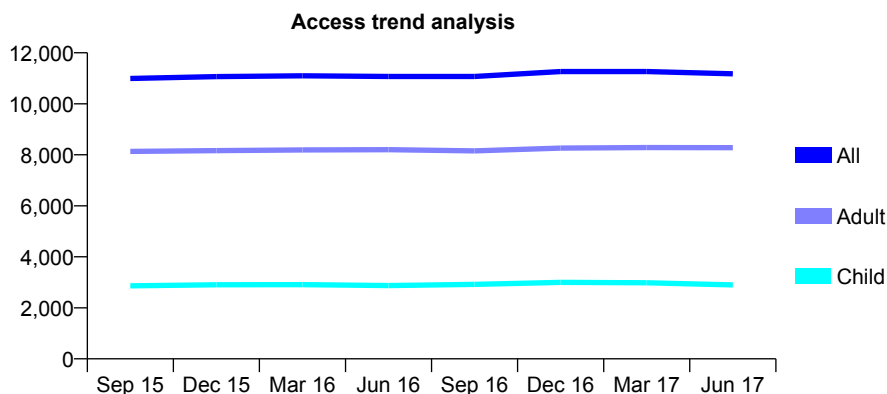
Q44 - Vital Signs At a Glance Contract Report for 138665/0001 - June 2017

Name or company name	Johnson & Whitehouse
Contract type name	GDS Contract
Purpose of contract	General
Contract start date	01/04/2009
Contract end date	

17/18 Contracted general activity (UDA)	32,052
Carry forward general activity (UDA)	0
17/18 Contracted orthodontic activity (UOA)	0
Carry forward orthodontic activity (UOA)	0
Baseline contract value	£956,286.67

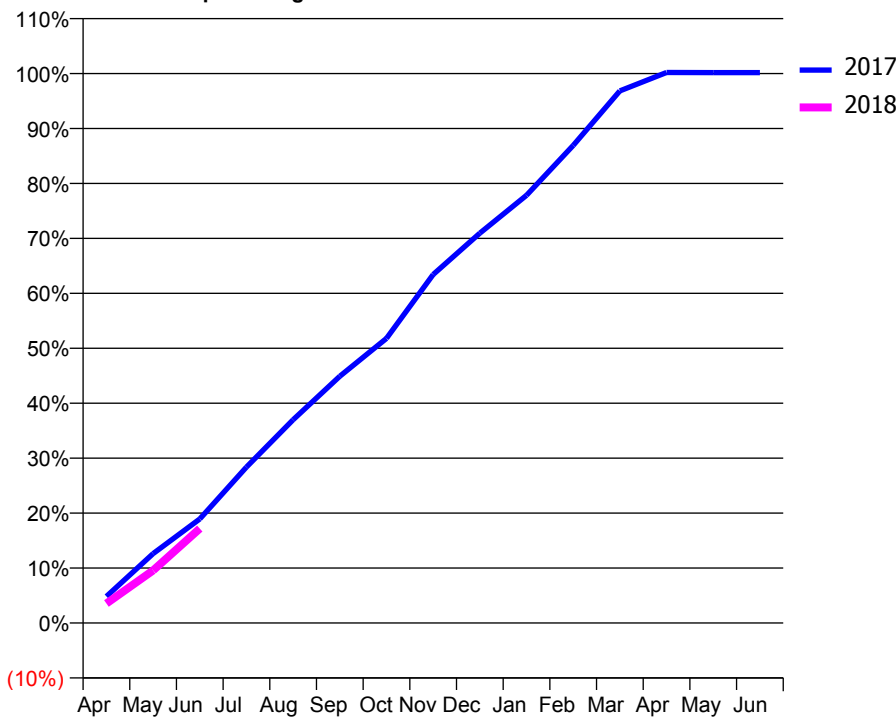
ACCESS*

Patients seen in 24 months	Total	Change since previous quarter
Quarter ending June 2016	11,071	
Quarter ending September 2016	11,073	→
Quarter ending December 2016	11,264	→
Quarter ending March 2017	11,264	→
Quarter ending June 2017	11,179	→
Variance since June 2016	1.0%	→



ACTIVITY

Cumulative percentage of contracted UDA delivered 2017 & 2018



Month	Adjusted Scheduled Activity (UDA)	
	2017	2018
April	1,548	1,137
May	4,052	3,071
June	6,074	5,508
July	9,095	
August	11,855	
September	14,393	
October	16,602	
November	20,325	
December	22,740	
January	24,948	
February	27,856	
March	31,040	
April	32,108	
May	32,105	
June	32,103	

QUALITY

	Quantity	Base Number	Contract	AT	Region	England
% of FP17s for the same patient ID Re-attending within 3 months - Children	142	862	16.5%	11.9%	13.0%	12.0%
% of FP17s for the same patient ID Re-attending within 3 months - Adults	534	2,525	21.1%	17.0%	16.6%	16.0%
% of FP17s for the same patient ID Re-attending between 3 & 9 months - Children	391	862	45.4%	57.3%	59.5%	58.0%
% of FP17s for the same patient ID Re-attending between 3 & 9 months - Adults	944	2,525	37.4%	51.3%	53.1%	50.9%
% of FP17s for Band 1 Urgent Courses	336	2,683	12.5%	9.7%	9.3%	9.1%
% of FP17s Relating to Free Repair or Replacements	32	2,683	1.2%	1.1%	1.0%	0.8%
% of FP17s Relating to Continuations	40	2,683	1.5%	1.4%	1.3%	1.1%
% of Patients satisfied with the dentistry they have received	19	19	100.0%	92.7%	91.9%	91.7%
% of Patients satisfied with the time they had to wait for an appointment	19	19	100.0%	92.5%	88.7%	88.0%

* This is based on patients treated on this contract for their most recent course of treatment. Figures in italics indicate the base number of FP17s or Patient Questionnaire responses are less than 100. N/A is shown where the base number of responses is less than 10 during the period. % is calculated as Quantity/Base number*100

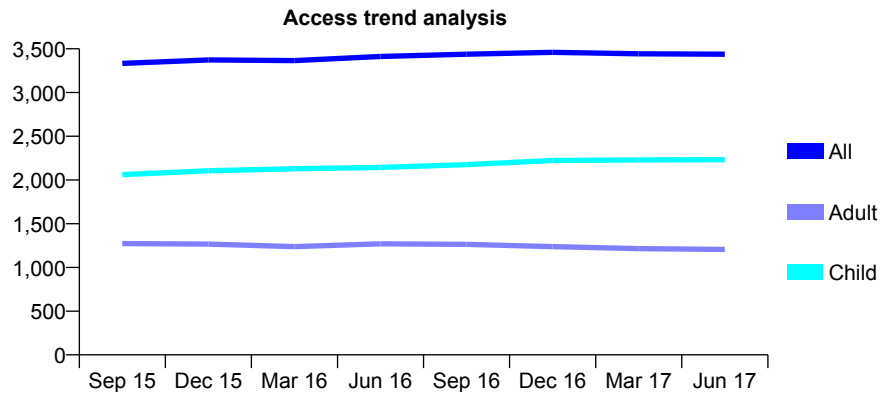
Q44 - Vital Signs At a Glance Contract Report for 138681/0001 - June 2017

Name or company name	The Old Surgery Dental Practice Ltd
Contract type name	GDS Contract
Purpose of contract	General
Contract start date	01/04/2011
Contract end date	

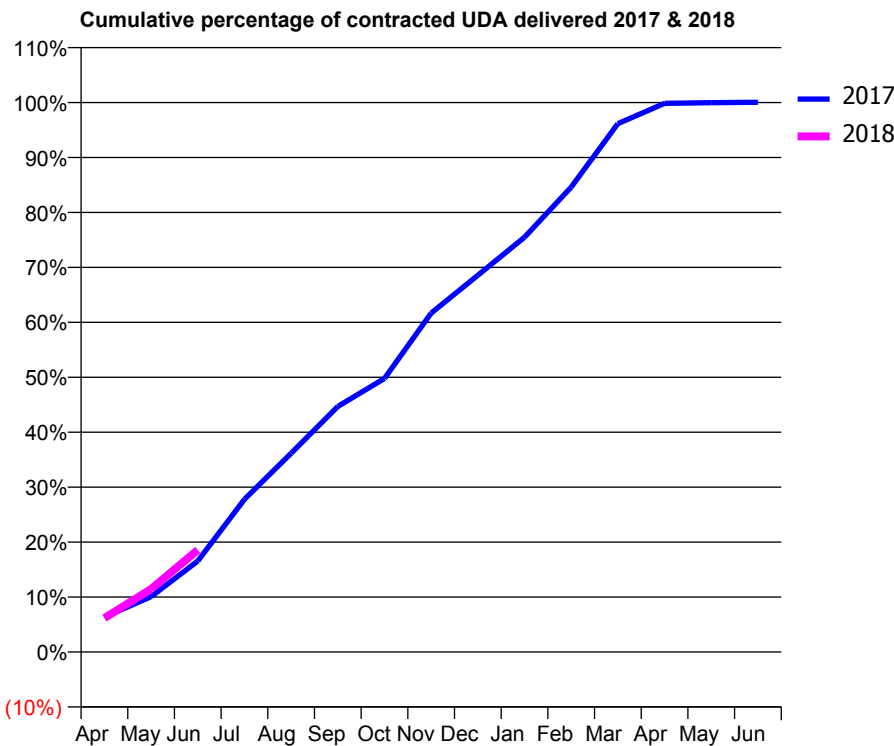
17/18 Contracted general activity (UDA)	8,539
Carry forward general activity (UDA)	0
17/18 Contracted orthodontic activity (UOA)	0
Carry forward orthodontic activity (UOA)	0
Baseline contract value	£443,740.73

ACCESS*

Patients seen in 24 months	Total	Change since previous quarter
Quarter ending June 2016	3,412	
Quarter ending September 2016	3,438	→
Quarter ending December 2016	3,460	→
Quarter ending March 2017	3,443	→
Quarter ending June 2017	3,438	→
Variance since June 2016	0.8%	→



ACTIVITY



Month	Adjusted Scheduled Activity (UDA)	
	2017	2018
April	543	527
May	861	979
June	1,415	1,586
July	2,374	
August	3,088	
September	3,816	
October	4,251	
November	5,267	
December	5,855	
January	6,445	
February	7,225	
March	8,211	
April	8,526	
May	8,536	
June	8,543	

QUALITY

	Quantity	Base Number	Contract	AT	Region	England
% of FP17s for the same patient ID Re-attending within 3 months - Children	44	789	5.6%	11.9%	13.0%	12.0%
% of FP17s for the same patient ID Re-attending within 3 months - Adults	55	310	17.7%	17.0%	16.6%	16.0%
% of FP17s for the same patient ID Re-attending between 3 & 9 months - Children	399	789	50.6%	57.3%	59.5%	58.0%
% of FP17s for the same patient ID Re-attending between 3 & 9 months - Adults	135	310	43.5%	51.3%	53.1%	50.9%
% of FP17s for Band 1 Urgent Courses	72	944	7.6%	9.7%	9.3%	9.1%
% of FP17s Relating to Free Repair or Replacements	0	944	0.0%	1.1%	1.0%	0.8%
% of FP17s Relating to Continuations	0	944	0.0%	1.4%	1.3%	1.1%
% of Patients satisfied with the dentistry they have received	2	2	N/A	92.7%	91.9%	91.7%
% of Patients satisfied with the time they had to wait for an appointment	2	2	N/A	92.5%	88.7%	88.0%

* This is based on patients treated on this contract for their most recent course of treatment. Figures in italics indicate the base number of FP17s or Patient Questionnaire responses are less than 100. N/A is shown where the base number of responses is less than 10 during the period. % is calculated as Quantity/Base number*100

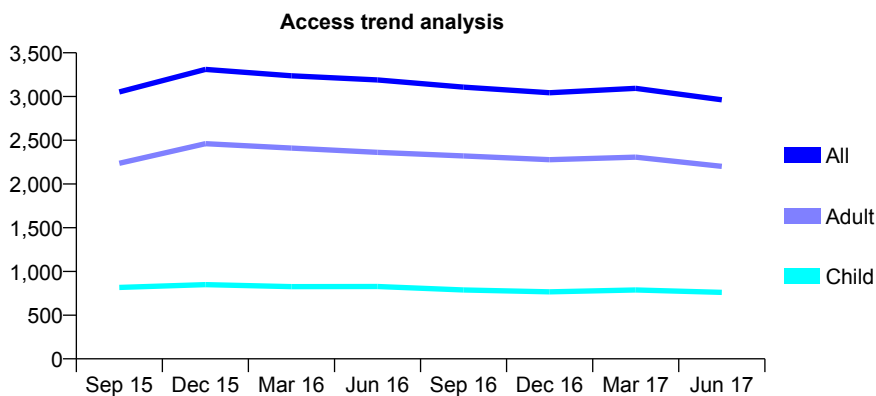
Q44 - Vital Signs At a Glance Contract Report for 138711/0001 - June 2017

Name or company name	Warren Drive Dental Practice
Contract type name	GDS Contract
Purpose of contract	General
Contract start date	01/04/2006
Contract end date	

17/18 Contracted general activity (UDA)	8,407
Carry forward general activity (UDA)	0
17/18 Contracted orthodontic activity (UOA)	0
Carry forward orthodontic activity (UOA)	0
Baseline contract value	£257,693.42

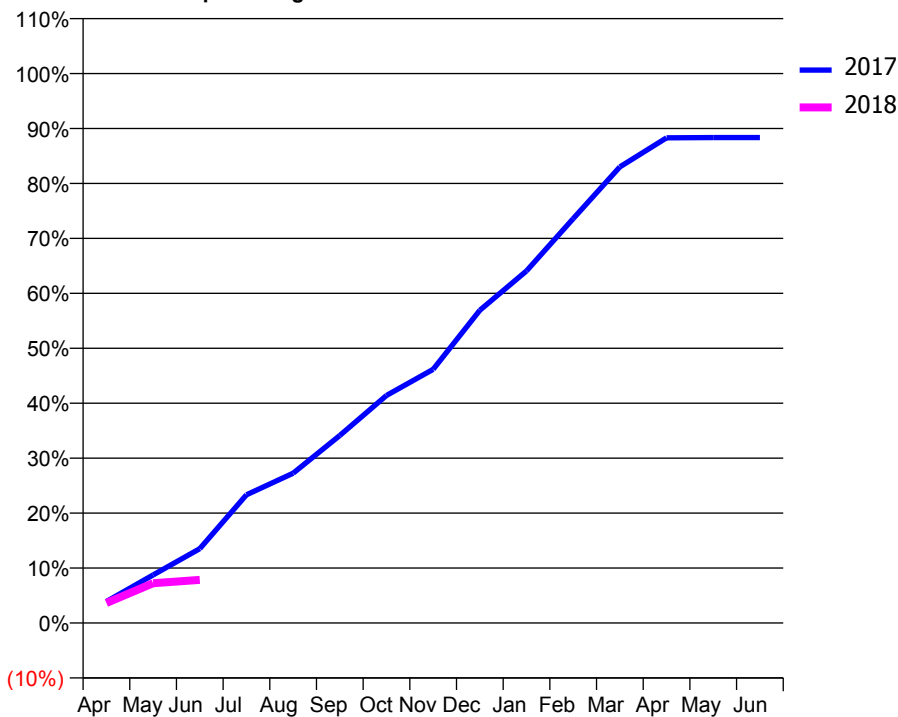
ACCESS*

Patients seen in 24 months	Total	Change since previous quarter
Quarter ending June 2016	3,189	
Quarter ending September 2016	3,108	↓
Quarter ending December 2016	3,044	↓
Quarter ending March 2017	3,093	→
Quarter ending June 2017	2,962	↓
Variance since June 2016	(7.1%)	↓



ACTIVITY

Cumulative percentage of contracted UDA delivered 2017 & 2018



Month	Adjusted Scheduled Activity (UDA)	
	2017	2018
April	329	307
May	735	609
June	1,138	660
July	1,961	
August	2,293	
September	2,870	
October	3,481	
November	3,881	
December	4,784	
January	5,387	
February	6,187	
March	6,979	
April	7,423	
May	7,427	
June	7,427	

QUALITY

	Quantity	Base Number	Contract	AT	Region	England
% of FP17s for the same patient ID Re-attending within 3 months - Children	25	205	12.2%	11.9%	13.0%	12.0%
% of FP17s for the same patient ID Re-attending within 3 months - Adults	131	527	24.9%	17.0%	16.6%	16.0%
% of FP17s for the same patient ID Re-attending between 3 & 9 months - Children	87	205	42.4%	57.3%	59.5%	58.0%
% of FP17s for the same patient ID Re-attending between 3 & 9 months - Adults	211	527	40.0%	51.3%	53.1%	50.9%
% of FP17s for Band 1 Urgent Courses	69	282	24.5%	9.7%	9.3%	9.1%
% of FP17s Relating to Free Repair or Replacements	1	282	0.4%	1.1%	1.0%	0.8%
% of FP17s Relating to Continuations	9	282	3.2%	1.4%	1.3%	1.1%
% of Patients satisfied with the dentistry they have received	5	7	N/A	92.7%	91.9%	91.7%
% of Patients satisfied with the time they had to wait for an appointment	6	7	N/A	92.5%	88.7%	88.0%

* This is based on patients treated on this contract for their most recent course of treatment. Figures in italics indicate the base number of FP17s or Patient Questionnaire responses are less than 100. N/A is shown where the base number of responses is less than 10 during the period. % is calculated as Quantity/Base number*100

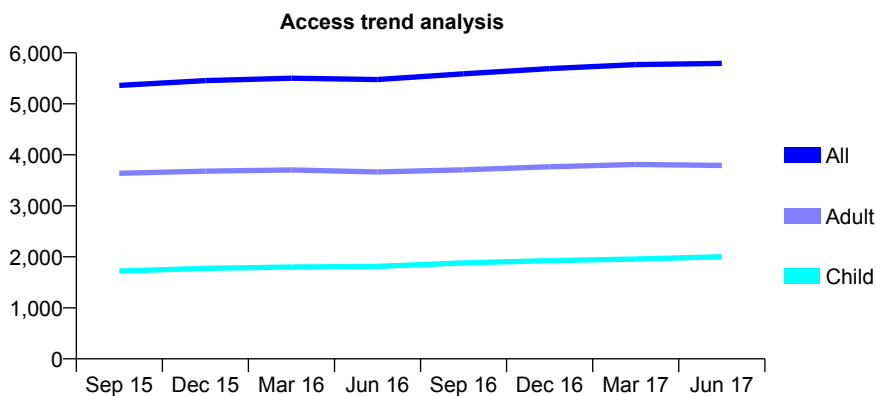
Q44 - Vital Signs At a Glance Contract Report for 139467/0001 - June 2017

Name or company name	Sandon Dental Practice
Contract type name	GDS Contract
Purpose of contract	General
Contract start date	01/01/2011
Contract end date	

17/18 Contracted general activity (UDA)	11,145
Carry forward general activity (UDA)	0
17/18 Contracted orthodontic activity (UOA)	0
Carry forward orthodontic activity (UOA)	0
Baseline contract value	£264,789.27

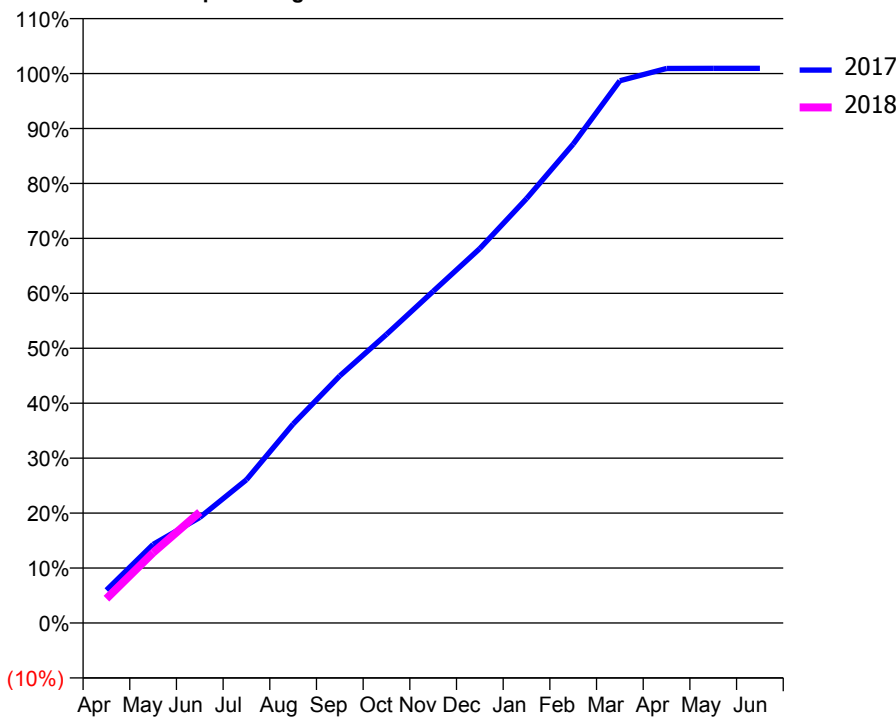
ACCESS*

Patients seen in 24 months	Total	Change since previous quarter
Quarter ending June 2016	5,475	
Quarter ending September 2016	5,587	↑
Quarter ending December 2016	5,691	→
Quarter ending March 2017	5,769	→
Quarter ending June 2017	5,791	→
Variance since June 2016	5.8%	↑



ACTIVITY

Cumulative percentage of contracted UDA delivered 2017 & 2018



Month	Adjusted Scheduled Activity (UDA)	
	2017	2018
April	666	495
May	1,595	1,426
June	2,139	2,250
July	2,905	
August	4,036	
September	5,013	
October	5,854	
November	6,728	
December	7,597	
January	8,608	
February	9,712	
March	10,998	
April	11,248	
May	11,249	
June	11,250	

QUALITY

	Quantity	Base Number	Contract	AT	Region	England
% of FP17s for the same patient ID Re-attending within 3 months - Children	58	658	8.8%	11.9%	13.0%	12.0%
% of FP17s for the same patient ID Re-attending within 3 months - Adults	153	1,024	14.9%	17.0%	16.6%	16.0%
% of FP17s for the same patient ID Re-attending between 3 & 9 months - Children	392	658	59.6%	57.3%	59.5%	58.0%
% of FP17s for the same patient ID Re-attending between 3 & 9 months - Adults	486	1,024	47.5%	51.3%	53.1%	50.9%
% of FP17s for Band 1 Urgent Courses	140	1,299	10.8%	9.7%	9.3%	9.1%
% of FP17s Relating to Free Repair or Replacements	3	1,299	0.2%	1.1%	1.0%	0.8%
% of FP17s Relating to Continuations	17	1,299	1.3%	1.4%	1.3%	1.1%
% of Patients satisfied with the dentistry they have received	7	8	N/A	92.7%	91.9%	91.7%
% of Patients satisfied with the time they had to wait for an appointment	8	8	N/A	92.5%	88.7%	88.0%

* This is based on patients treated on this contract for their most recent course of treatment. Figures in italics indicate the base number of FP17s or Patient Questionnaire responses are less than 100. N/A is shown where the base number of responses is less than 10 during the period. % is calculated as Quantity/Base number*100

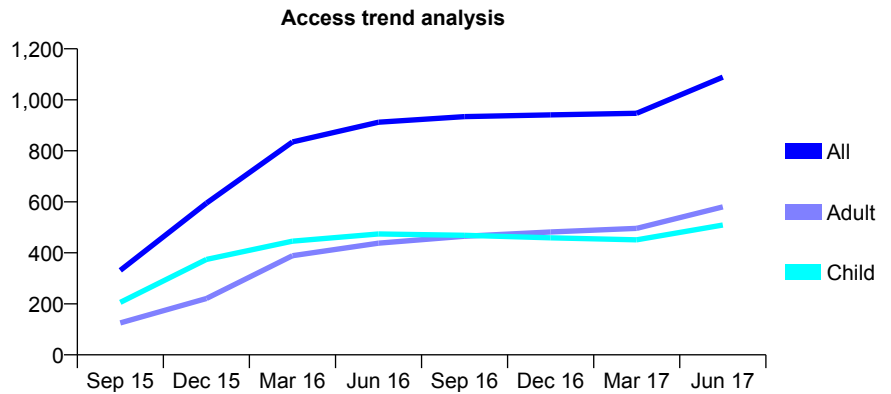
Q44 - Vital Signs At a Glance Contract Report for 140678/0001 - June 2017

Name or company name	Allen House Dental Practice
Contract type name	GDS Contract
Purpose of contract	General
Contract start date	01/07/2015
Contract end date	

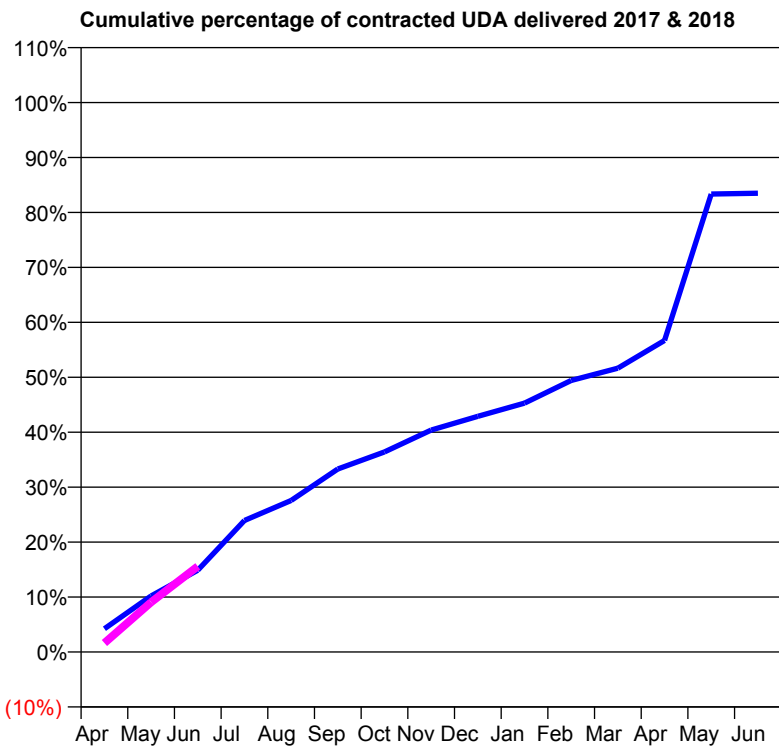
17/18 Contracted general activity (UDA)	2,821
Carry forward general activity (UDA)	0
17/18 Contracted orthodontic activity (UOA)	0
Carry forward orthodontic activity (UOA)	0
Baseline contract value	£84,898.44

ACCESS*

Patients seen in 24 months	Total	Change since previous quarter
Quarter ending June 2016	912	
Quarter ending September 2016	934	↑
Quarter ending December 2016	941	→
Quarter ending March 2017	947	→
Quarter ending June 2017	1,089	↑
Variance since June 2016	19.4%	↑



ACTIVITY



Adjusted Scheduled Activity (UDA)		
Month	2017	2018
April	120	46
May	288	256
June	420	440
July	676	
August	778	
September	940	
October	1,027	
November	1,139	
December	1,210	
January	1,278	
February	1,394	
March	1,457	
April	1,599	
May	2,351	
June	2,355	

QUALITY

	Quantity	Base Number	Contract	AT	Region	England
% of FP17s for the same patient ID Re-attending within 3 months - Children	32	527	6.1%	11.9%	13.0%	12.0%
% of FP17s for the same patient ID Re-attending within 3 months - Adults	28	326	8.6%	17.0%	16.6%	16.0%
% of FP17s for the same patient ID Re-attending between 3 & 9 months - Children	322	527	61.1%	57.3%	59.5%	58.0%
% of FP17s for the same patient ID Re-attending between 3 & 9 months - Adults	140	326	42.9%	51.3%	53.1%	50.9%
% of FP17s for Band 1 Urgent Courses	10	293	3.4%	9.7%	9.3%	9.1%
% of FP17s Relating to Free Repair or Replacements	0	293	0.0%	1.1%	1.0%	0.8%
% of FP17s Relating to Continuations	0	293	0.0%	1.4%	1.3%	1.1%
% of Patients satisfied with the dentistry they have received	1	1	N/A	92.7%	91.9%	91.7%
% of Patients satisfied with the time they had to wait for an appointment	1	1	N/A	92.5%	88.7%	88.0%

* This is based on patients treated on this contract for their most recent course of treatment. Figures in italics indicate the base number of FP17s or Patient Questionnaire responses are less than 100. N/A is shown where the base number of responses is less than 10 during the period. % is calculated as Quantity/Base number*100

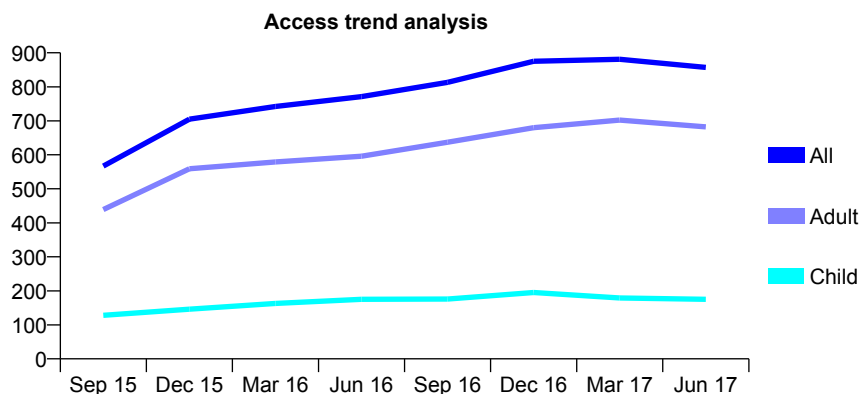
Q44 - Vital Signs At a Glance Contract Report for 141305/0016 - June 2017

Name or company name	East Cheshire NHS Trust
Contract type name	PDS Contract
Purpose of contract	General
Contract start date	01/04/2015
Contract end date	31/03/2018

17/18 Contracted general activity (UDA)	4,150
Carry forward general activity (UDA)	0
17/18 Contracted orthodontic activity (UOA)	0
Carry forward orthodontic activity (UOA)	0
Baseline contract value	£780,372.63

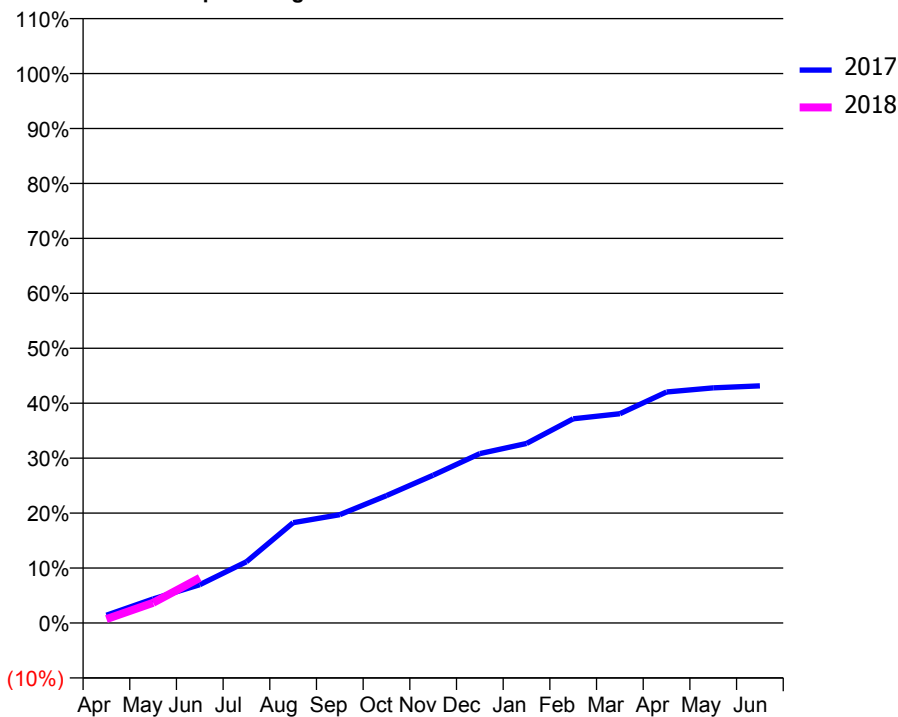
ACCESS*

Patients seen in 24 months	Total	Change since previous quarter
Quarter ending June 2016	771	
Quarter ending September 2016	813	↑
Quarter ending December 2016	875	↑
Quarter ending March 2017	881	→
Quarter ending June 2017	857	↓
Variance since June 2016	11.2%	↑



ACTIVITY

Cumulative percentage of contracted UDA delivered 2017 & 2018



Month	Adjusted Scheduled Activity (UDA)	
	2017	2018
April	59	30
May	182	153
June	290	340
July	463	
August	758	
September	818	
October	962	
November	1,117	
December	1,279	
January	1,356	
February	1,542	
March	1,580	
April	1,745	
May	1,776	
June	1,791	

QUALITY

	Quantity	Base Number	Contract	AT	Region	England
% of FP17s for the same patient ID Re-attending within 3 months - Children	2	54	3.7%	11.9%	13.0%	12.0%
% of FP17s for the same patient ID Re-attending within 3 months - Adults	13	157	8.3%	17.0%	16.6%	16.0%
% of FP17s for the same patient ID Re-attending between 3 & 9 months - Children	10	54	18.5%	57.3%	59.5%	58.0%
% of FP17s for the same patient ID Re-attending between 3 & 9 months - Adults	41	157	26.1%	51.3%	53.1%	50.9%
% of FP17s for Band 1 Urgent Courses	2	131	1.5%	9.7%	9.3%	9.1%
% of FP17s Relating to Free Repair or Replacements	0	131	0.0%	1.1%	1.0%	0.8%
% of FP17s Relating to Continuations	0	131	0.0%	1.4%	1.3%	1.1%
% of Patients satisfied with the dentistry they have received	0	1	N/A	92.7%	91.9%	91.7%
% of Patients satisfied with the time they had to wait for an appointment	1	1	N/A	92.5%	88.7%	88.0%

* This is based on patients treated on this contract for their most recent course of treatment. Figures in italics indicate the base number of FP17s or Patient Questionnaire responses are less than 100. N/A is shown where the base number of responses is less than 10 during the period. % is calculated as Quantity/Base number*100

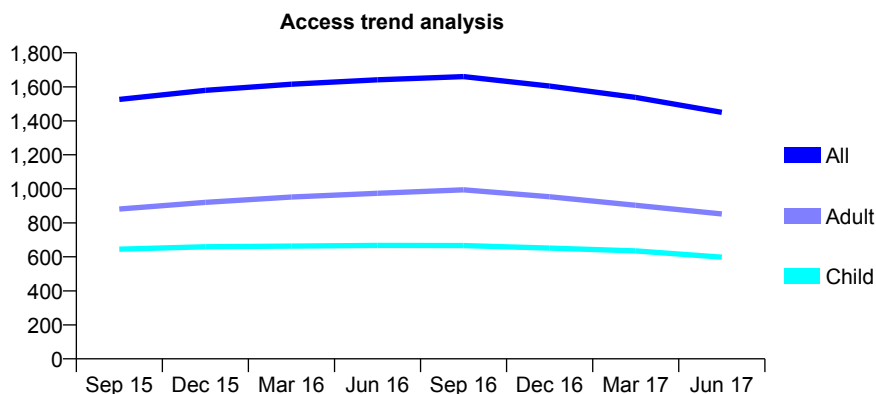
Q44 - Vital Signs At a Glance Contract Report for 141380/0001 - June 2017

Name or company name	Jackson & Lax
Contract type name	GDS Contract
Purpose of contract	General
Contract start date	01/04/2009
Contract end date	

17/18 Contracted general activity (UDA)	5,000
Carry forward general activity (UDA)	0
17/18 Contracted orthodontic activity (UOA)	0
Carry forward orthodontic activity (UOA)	0
Baseline contract value	£129,700.00

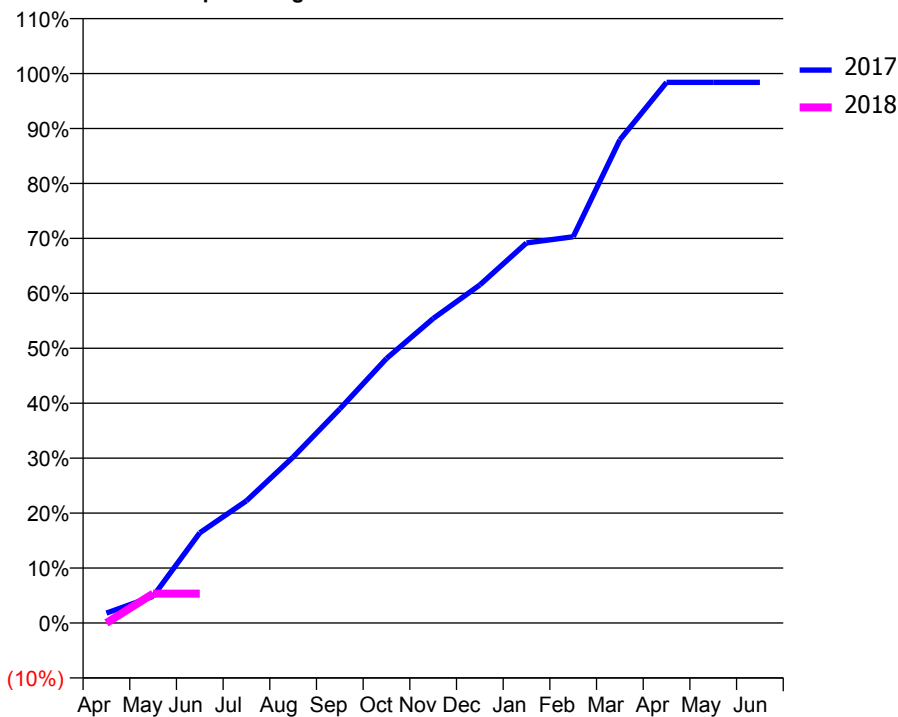
ACCESS*

Patients seen in 24 months	Total	Change since previous quarter
Quarter ending June 2016	1,641	
Quarter ending September 2016	1,660	→
Quarter ending December 2016	1,604	↓
Quarter ending March 2017	1,538	↓
Quarter ending June 2017	1,450	↓
Variance since June 2016	(11.6%)	↓



ACTIVITY

Cumulative percentage of contracted UDA delivered 2017 & 2018



Month	Adjusted Scheduled Activity (UDA)	
	2017	2018
April	90	0
May	244	268
June	821	268
July	1,113	
August	1,510	
September	1,948	
October	2,407	
November	2,770	
December	3,077	
January	3,458	
February	3,515	
March	4,396	
April	4,919	
May	4,919	
June	4,919	

QUALITY

	Quantity	Base Number	Contract	AT	Region	England
% of FP17s for the same patient ID Re-attending within 3 months - Children	14	110	12.7%	11.9%	13.0%	12.0%
% of FP17s for the same patient ID Re-attending within 3 months - Adults	18	163	11.0%	17.0%	16.6%	16.0%
% of FP17s for the same patient ID Re-attending between 3 & 9 months - Children	65	110	59.1%	57.3%	59.5%	58.0%
% of FP17s for the same patient ID Re-attending between 3 & 9 months - Adults	101	163	62.0%	51.3%	53.1%	50.9%
% of FP17s for Band 1 Urgent Courses	10	136	7.4%	9.7%	9.3%	9.1%
% of FP17s Relating to Free Repair or Replacements	0	136	0.0%	1.1%	1.0%	0.8%
% of FP17s Relating to Continuations	6	136	4.4%	1.4%	1.3%	1.1%
% of Patients satisfied with the dentistry they have received	4	4	N/A	92.7%	91.9%	91.7%
% of Patients satisfied with the time they had to wait for an appointment	2	4	N/A	92.5%	88.7%	88.0%

* This is based on patients treated on this contract for their most recent course of treatment. Figures in italics indicate the base number of FP17s or Patient Questionnaire responses are less than 100. N/A is shown where the base number of responses is less than 10 during the period. % is calculated as Quantity/Base number*100

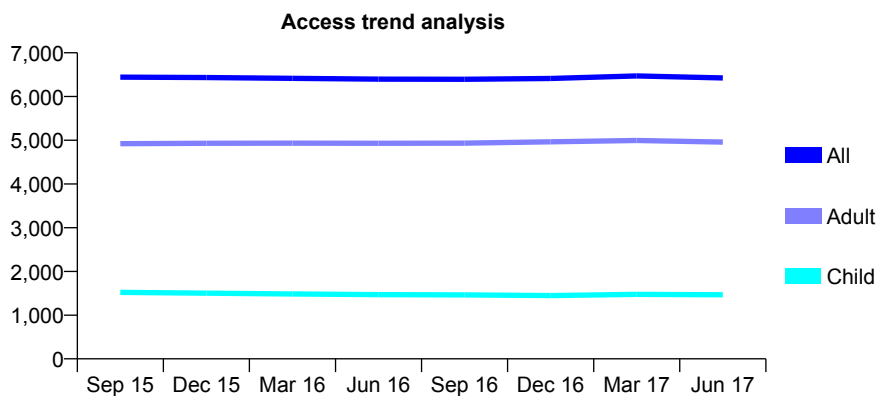
Q44 - Vital Signs At a Glance Contract Report for 142239/0001 - June 2017

Name or company name	Banks House Dental Practice
Contract type name	GDS Contract
Purpose of contract	General
Contract start date	01/04/2006
Contract end date	

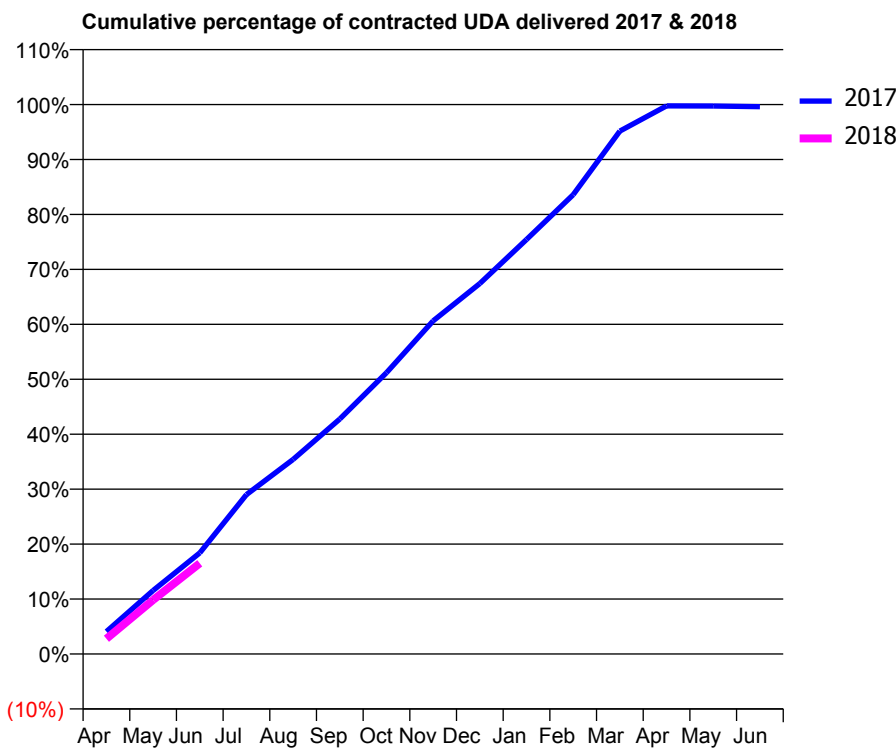
17/18 Contracted general activity (UDA)	18,342
Carry forward general activity (UDA)	0
17/18 Contracted orthodontic activity (UOA)	0
Carry forward orthodontic activity (UOA)	0
Baseline contract value	£529,789.08

ACCESS*

Patients seen in 24 months	Total	Change since previous quarter
Quarter ending June 2016	6,399	
Quarter ending September 2016	6,396	→
Quarter ending December 2016	6,413	→
Quarter ending March 2017	6,471	→
Quarter ending June 2017	6,424	→
Variance since June 2016	0.4%	→



ACTIVITY



Month	Adjusted Scheduled Activity (UDA)	
	2017	2018
April	751	510
May	2,120	1,806
June	3,378	3,027
July	5,322	
August	6,495	
September	7,846	
October	9,389	
November	11,121	
December	12,367	
January	13,836	
February	15,332	
March	17,453	
April	18,297	
May	18,290	
June	18,271	

QUALITY

	Quantity	Base Number	Contract	AT	Region	England
% of FP17s for the same patient ID Re-attending within 3 months - Children	85	514	16.5%	11.9%	13.0%	12.0%
% of FP17s for the same patient ID Re-attending within 3 months - Adults	152	1,218	12.5%	17.0%	16.6%	16.0%
% of FP17s for the same patient ID Re-attending between 3 & 9 months - Children	285	514	55.4%	57.3%	59.5%	58.0%
% of FP17s for the same patient ID Re-attending between 3 & 9 months - Adults	429	1,218	35.2%	51.3%	53.1%	50.9%
% of FP17s for Band 1 Urgent Courses	87	1,427	6.1%	9.7%	9.3%	9.1%
% of FP17s Relating to Free Repair or Replacements	37	1,427	2.6%	1.1%	1.0%	0.8%
% of FP17s Relating to Continuations	9	1,427	0.6%	1.4%	1.3%	1.1%
% of Patients satisfied with the dentistry they have received	20	20	100.0%	92.7%	91.9%	91.7%
% of Patients satisfied with the time they had to wait for an appointment	20	20	100.0%	92.5%	88.7%	88.0%

* This is based on patients treated on this contract for their most recent course of treatment. Figures in italics indicate the base number of FP17s or Patient Questionnaire responses are less than 100. N/A is shown where the base number of responses is less than 10 during the period. % is calculated as Quantity/Base number*100

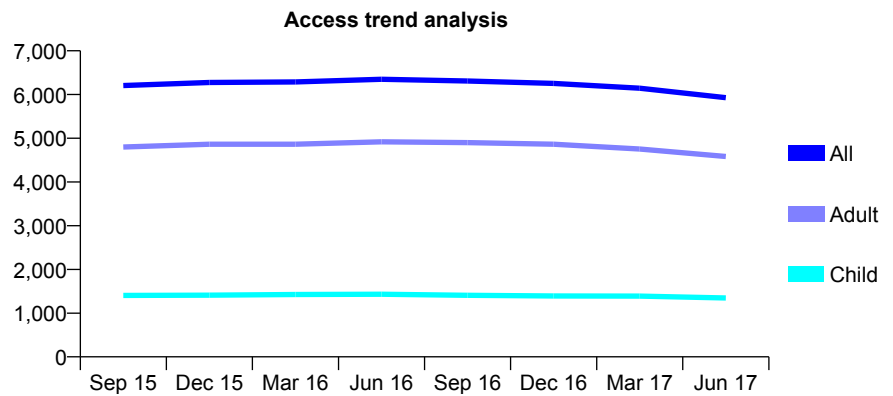
Q44 - Vital Signs At a Glance Contract Report for 143243/0001 - June 2017

Name or company name	IDH Ltd
Contract type name	GDS Contract
Purpose of contract	General
Contract start date	01/07/2008
Contract end date	

17/18 Contracted general activity (UDA)	16,035
Carry forward general activity (UDA)	0
17/18 Contracted orthodontic activity (UOA)	0
Carry forward orthodontic activity (UOA)	0
Baseline contract value	£454,906.31

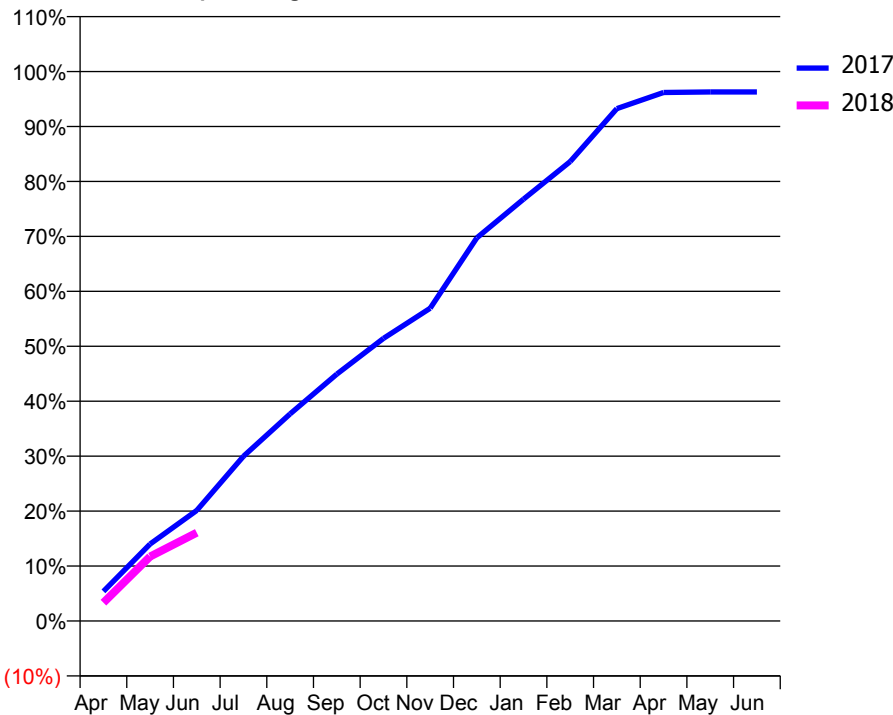
ACCESS*

Patients seen in 24 months	Total	Change since previous quarter
Quarter ending June 2016	6,348	
Quarter ending September 2016	6,309	→
Quarter ending December 2016	6,253	→
Quarter ending March 2017	6,143	↓
Quarter ending June 2017	5,929	↓
Variance since June 2016	(6.6%)	↓



ACTIVITY

Cumulative percentage of contracted UDA delivered 2017 & 2018



Month	Adjusted Scheduled Activity (UDA)	
	2017	2018
April	867	534
May	2,248	1,880
June	3,228	2,579
July	4,809	
August	6,045	
September	7,204	
October	8,246	
November	9,126	
December	11,183	
January	12,310	
February	13,407	
March	14,950	
April	15,422	
May	15,437	
June	15,437	

QUALITY

	Quantity	Base Number	Contract	AT	Region	England
% of FP17s for the same patient ID Re-attending within 3 months - Children	33	367	9.0%	11.9%	13.0%	12.0%
% of FP17s for the same patient ID Re-attending within 3 months - Adults	169	1,100	15.4%	17.0%	16.6%	16.0%
% of FP17s for the same patient ID Re-attending between 3 & 9 months - Children	206	367	56.1%	57.3%	59.5%	58.0%
% of FP17s for the same patient ID Re-attending between 3 & 9 months - Adults	510	1,100	46.4%	51.3%	53.1%	50.9%
% of FP17s for Band 1 Urgent Courses	73	1,257	5.8%	9.7%	9.3%	9.1%
% of FP17s Relating to Free Repair or Replacements	9	1,257	0.7%	1.1%	1.0%	0.8%
% of FP17s Relating to Continuations	51	1,257	4.1%	1.4%	1.3%	1.1%
% of Patients satisfied with the dentistry they have received	11	12	91.7%	92.7%	91.9%	91.7%
% of Patients satisfied with the time they had to wait for an appointment	10	12	83.3%	92.5%	88.7%	88.0%

* This is based on patients treated on this contract for their most recent course of treatment. Figures in italics indicate the base number of FP17s or Patient Questionnaire responses are less than 100. N/A is shown where the base number of responses is less than 10 during the period. % is calculated as Quantity/Base number*100

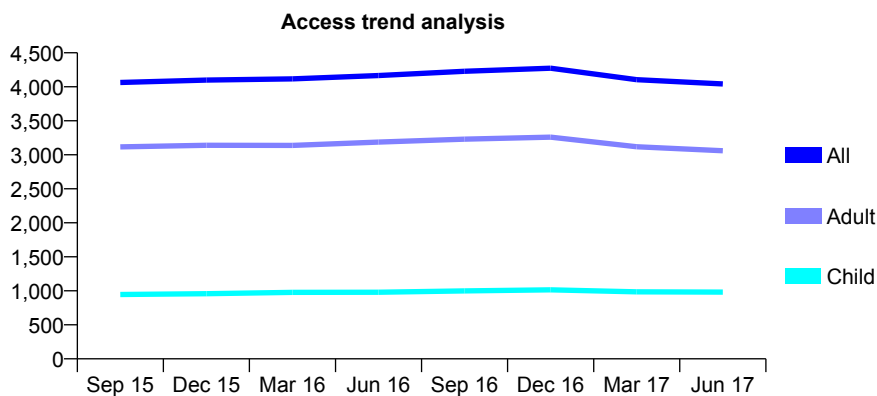
Q44 - Vital Signs At a Glance Contract Report for 143243/0002 - June 2017

Name or company name	IDH Ltd
Contract type name	GDS Contract
Purpose of contract	General
Contract start date	01/07/2008
Contract end date	

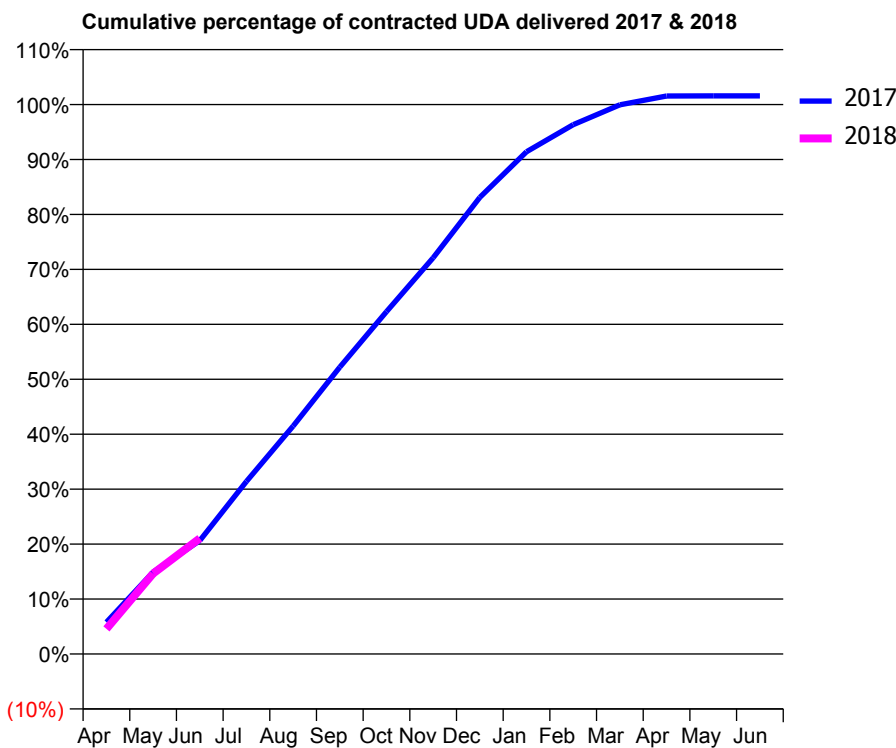
17/18 Contracted general activity (UDA)	12,500
Carry forward general activity (UDA)	0
17/18 Contracted orthodontic activity (UOA)	0
Carry forward orthodontic activity (UOA)	0
Baseline contract value	£311,436.75

ACCESS*

Patients seen in 24 months	Total	Change since previous quarter
Quarter ending June 2016	4,166	
Quarter ending September 2016	4,229	→
Quarter ending December 2016	4,274	→
Quarter ending March 2017	4,104	↓
Quarter ending June 2017	4,042	↓
Variance since June 2016	(3.0%)	↓



ACTIVITY



Month	Adjusted Scheduled Activity (UDA)	
	2017	2018
April	722	573
May	1,864	1,831
June	2,580	2,632
July	3,928	
August	5,187	
September	6,525	
October	7,788	
November	9,015	
December	10,389	
January	11,426	
February	12,040	
March	12,494	
April	12,694	
May	12,696	
June	12,696	

QUALITY

	Quantity	Base Number	Contract	AT	Region	England
% of FP17s for the same patient ID Re-attending within 3 months - Children	26	403	6.5%	11.9%	13.0%	12.0%
% of FP17s for the same patient ID Re-attending within 3 months - Adults	107	1,071	10.0%	17.0%	16.6%	16.0%
% of FP17s for the same patient ID Re-attending between 3 & 9 months - Children	258	403	64.0%	57.3%	59.5%	58.0%
% of FP17s for the same patient ID Re-attending between 3 & 9 months - Adults	687	1,071	64.1%	51.3%	53.1%	50.9%
% of FP17s for Band 1 Urgent Courses	90	1,376	6.5%	9.7%	9.3%	9.1%
% of FP17s Relating to Free Repair or Replacements	14	1,376	1.0%	1.1%	1.0%	0.8%
% of FP17s Relating to Continuations	13	1,376	0.9%	1.4%	1.3%	1.1%
% of Patients satisfied with the dentistry they have received	13	13	100.0%	92.7%	91.9%	91.7%
% of Patients satisfied with the time they had to wait for an appointment	12	13	92.3%	92.5%	88.7%	88.0%

* This is based on patients treated on this contract for their most recent course of treatment. Figures in italics indicate the base number of FP17s or Patient Questionnaire responses are less than 100. N/A is shown where the base number of responses is less than 10 during the period. % is calculated as Quantity/Base number*100

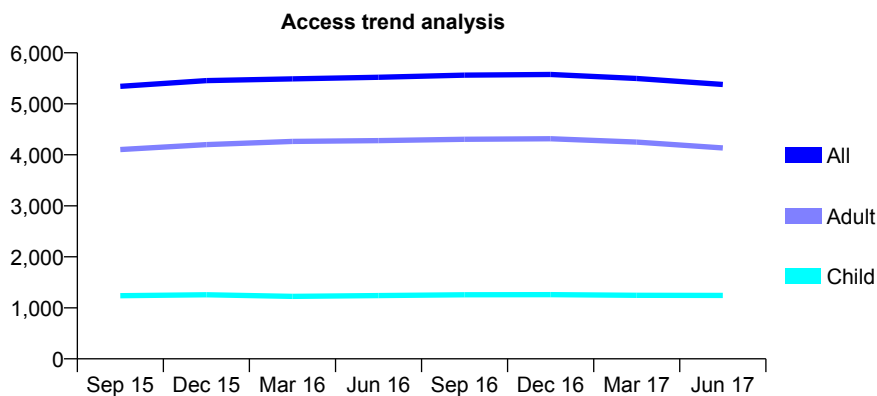
Q44 - Vital Signs At a Glance Contract Report for 143243/0003 - June 2017

Name or company name	IDH Ltd
Contract type name	GDS Contract
Purpose of contract	General
Contract start date	01/07/2008
Contract end date	

17/18 Contracted general activity (UDA)	15,700
Carry forward general activity (UDA)	0
17/18 Contracted orthodontic activity (UOA)	0
Carry forward orthodontic activity (UOA)	0
Baseline contract value	£438,391.36

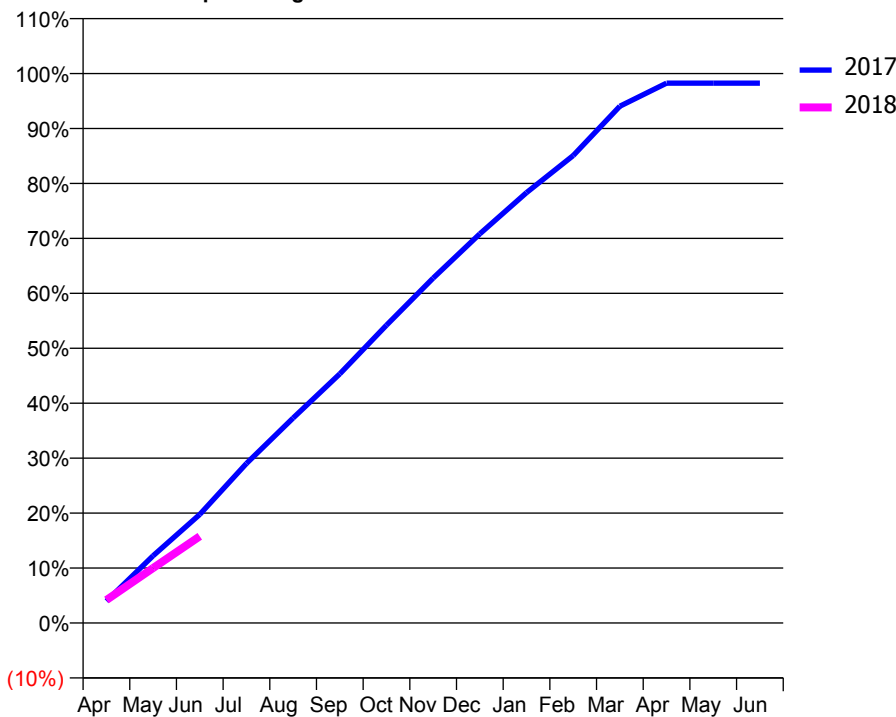
ACCESS*

Patients seen in 24 months	Total	Change since previous quarter
Quarter ending June 2016	5,520	
Quarter ending September 2016	5,562	→
Quarter ending December 2016	5,574	→
Quarter ending March 2017	5,496	↓
Quarter ending June 2017	5,379	↓
Variance since June 2016	(2.6%)	↓



ACTIVITY

Cumulative percentage of contracted UDA delivered 2017 & 2018



Month	Adjusted Scheduled Activity (UDA)	
	2017	2018
April	627	655
May	1,922	1,570
June	3,105	2,479
July	4,559	
August	5,857	
September	7,119	
October	8,511	
November	9,856	
December	11,121	
January	12,297	
February	13,356	
March	14,765	
April	15,426	
May	15,426	
June	15,426	

QUALITY

	Quantity	Base Number	Contract	AT	Region	England
% of FP17s for the same patient ID Re-attending within 3 months - Children	27	474	5.7%	11.9%	13.0%	12.0%
% of FP17s for the same patient ID Re-attending within 3 months - Adults	197	1,167	16.9%	17.0%	16.6%	16.0%
% of FP17s for the same patient ID Re-attending between 3 & 9 months - Children	308	474	65.0%	57.3%	59.5%	58.0%
% of FP17s for the same patient ID Re-attending between 3 & 9 months - Adults	547	1,167	46.9%	51.3%	53.1%	50.9%
% of FP17s for Band 1 Urgent Courses	128	1,397	9.2%	9.7%	9.3%	9.1%
% of FP17s Relating to Free Repair or Replacements	15	1,397	1.1%	1.1%	1.0%	0.8%
% of FP17s Relating to Continuations	38	1,397	2.7%	1.4%	1.3%	1.1%
% of Patients satisfied with the dentistry they have received	22	22	100.0%	92.7%	91.9%	91.7%
% of Patients satisfied with the time they had to wait for an appointment	21	22	95.5%	92.5%	88.7%	88.0%

* This is based on patients treated on this contract for their most recent course of treatment. Figures in italics indicate the base number of FP17s or Patient Questionnaire responses are less than 100. N/A is shown where the base number of responses is less than 10 during the period. % is calculated as Quantity/Base number*100

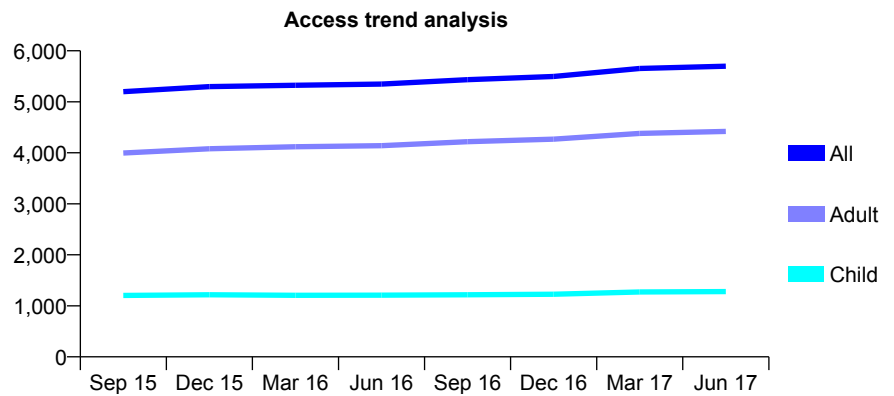
Q44 - Vital Signs At a Glance Contract Report for 143243/0004 - June 2017

Name or company name	IDH Ltd
Contract type name	GDS Contract
Purpose of contract	General
Contract start date	01/07/2008
Contract end date	

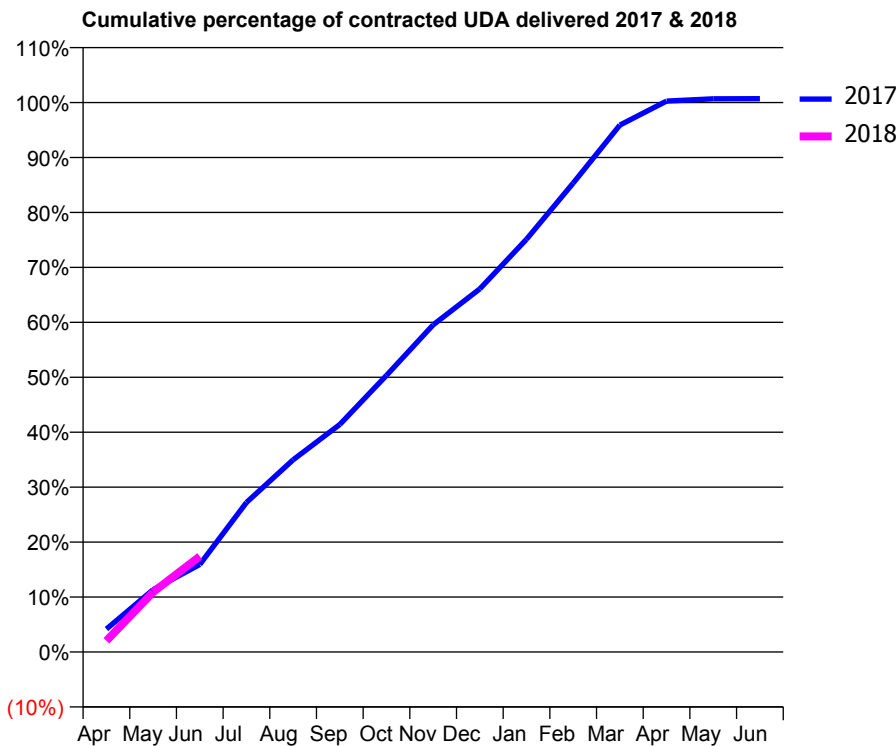
17/18 Contracted general activity (UDA)	17,095
Carry forward general activity (UDA)	0
17/18 Contracted orthodontic activity (UOA)	0
Carry forward orthodontic activity (UOA)	0
Baseline contract value	£363,675.71

ACCESS*

Patients seen in 24 months	Total	Change since previous quarter
Quarter ending June 2016	5,349	
Quarter ending September 2016	5,434	→
Quarter ending December 2016	5,496	→
Quarter ending March 2017	5,653	↑
Quarter ending June 2017	5,699	→
Variance since June 2016	6.5%	↑



ACTIVITY



Month	Adjusted Scheduled Activity (UDA)	
	2017	2018
April	717	349
May	1,940	1,866
June	2,725	2,978
July	4,652	
August	5,981	
September	7,081	
October	8,606	
November	10,177	
December	11,297	
January	12,842	
February	14,586	
March	16,395	
April	17,139	
May	17,211	
June	17,212	

QUALITY

	Quantity	Base Number	Contract	AT	Region	England
% of FP17s for the same patient ID Re-attending within 3 months - Children	18	417	4.3%	11.9%	13.0%	12.0%
% of FP17s for the same patient ID Re-attending within 3 months - Adults	166	1,312	12.7%	17.0%	16.6%	16.0%
% of FP17s for the same patient ID Re-attending between 3 & 9 months - Children	246	417	59.0%	57.3%	59.5%	58.0%
% of FP17s for the same patient ID Re-attending between 3 & 9 months - Adults	729	1,312	55.6%	51.3%	53.1%	50.9%
% of FP17s for Band 1 Urgent Courses	94	1,381	6.8%	9.7%	9.3%	9.1%
% of FP17s Relating to Free Repair or Replacements	12	1,381	0.9%	1.1%	1.0%	0.8%
% of FP17s Relating to Continuations	12	1,381	0.9%	1.4%	1.3%	1.1%
% of Patients satisfied with the dentistry they have received	14	16	87.5%	92.7%	91.9%	91.7%
% of Patients satisfied with the time they had to wait for an appointment	15	16	93.8%	92.5%	88.7%	88.0%

* This is based on patients treated on this contract for their most recent course of treatment. Figures in italics indicate the base number of FP17s or Patient Questionnaire responses are less than 100. N/A is shown where the base number of responses is less than 10 during the period. % is calculated as Quantity/Base number*100

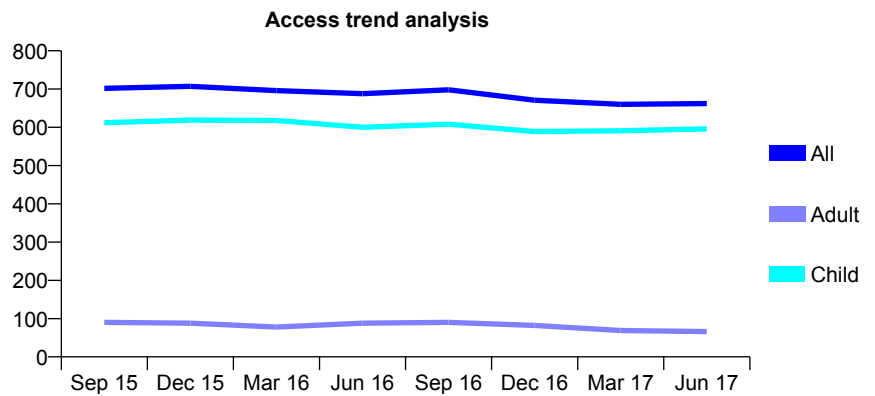
Q44 - Vital Signs At a Glance Contract Report for 144606/0001 - June 2017

Name or company name	Rock House Dental Practice
Contract type name	GDS Contract
Purpose of contract	General
Contract start date	01/11/2011
Contract end date	

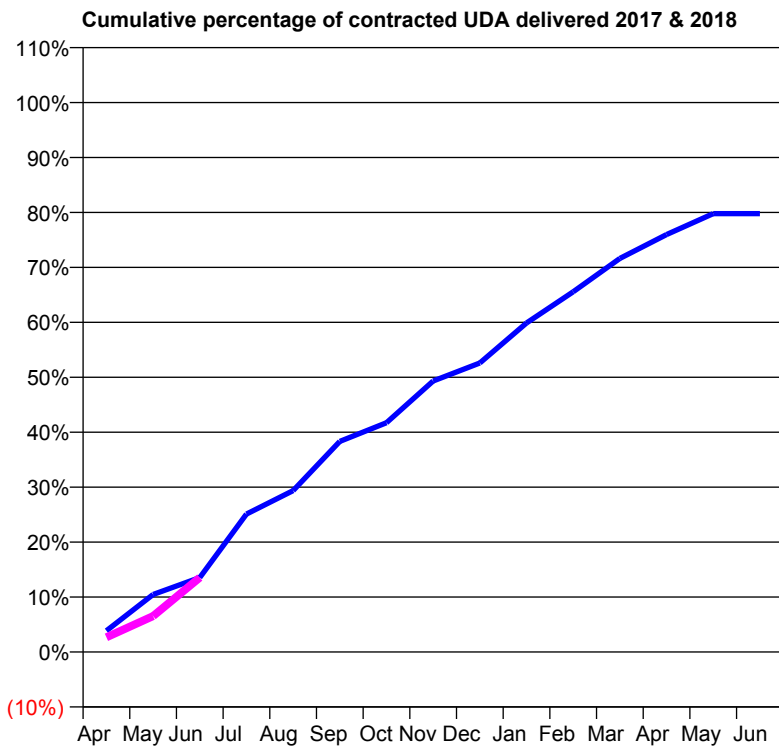
17/18 Contracted general activity (UDA)	1,498
Carry forward general activity (UDA)	0
17/18 Contracted orthodontic activity (UOA)	0
Carry forward orthodontic activity (UOA)	0
Baseline contract value	£38,051.62

ACCESS*

Patients seen in 24 months	Total	Change since previous quarter
Quarter ending June 2016	688	
Quarter ending September 2016	698	→
Quarter ending December 2016	671	↓
Quarter ending March 2017	660	↓
Quarter ending June 2017	662	→
Variance since June 2016	(3.8%)	↓



ACTIVITY



Month	Adjusted Scheduled Activity (UDA)	
	2017	2018
April	58	40
May	157	98
June	203	203
July	376	
August	440	
September	574	
October	625	
November	739	
December	788	
January	897	
February	982	
March	1,073	
April	1,138	
May	1,195	
June	1,195	

QUALITY

	Quantity	Base Number	Contract	AT	Region	England
% of FP17s for the same patient ID Re-attending within 3 months - Children	12	243	4.9%	11.9%	13.0%	12.0%
% of FP17s for the same patient ID Re-attending within 3 months - Adults	0	0	N/A	17.0%	16.6%	16.0%
% of FP17s for the same patient ID Re-attending between 3 & 9 months - Children	148	243	60.9%	57.3%	59.5%	58.0%
% of FP17s for the same patient ID Re-attending between 3 & 9 months - Adults	0	0	N/A	51.3%	53.1%	50.9%
% of FP17s for Band 1 Urgent Courses	0	159	0.0%	9.7%	9.3%	9.1%
% of FP17s Relating to Free Repair or Replacements	0	159	0.0%	1.1%	1.0%	0.8%
% of FP17s Relating to Continuations	2	159	1.3%	1.4%	1.3%	1.1%
% of Patients satisfied with the dentistry they have received	2	2	N/A	92.7%	91.9%	91.7%
% of Patients satisfied with the time they had to wait for an appointment	2	2	N/A	92.5%	88.7%	88.0%

* This is based on patients treated on this contract for their most recent course of treatment. Figures in italics indicate the base number of FP17s or Patient Questionnaire responses are less than 100. N/A is shown where the base number of responses is less than 10 during the period. % is calculated as Quantity/Base number*100

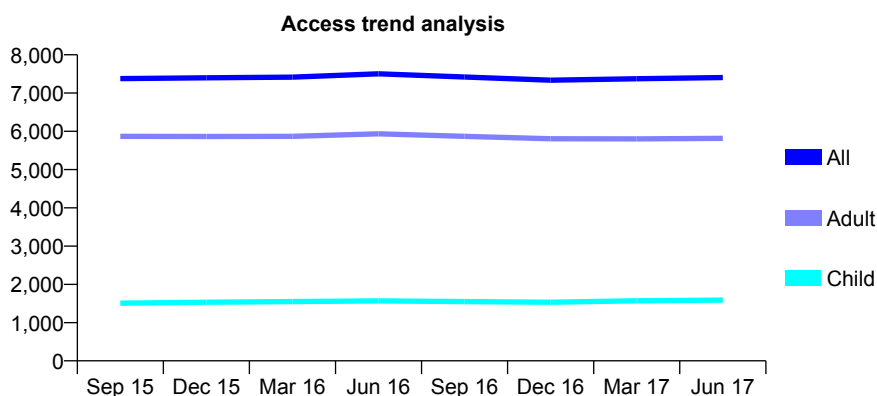
Q44 - Vital Signs At a Glance Contract Report for 144673/0001 - June 2017

Name or company name	WK Dent Limited
Contract type name	GDS Contract
Purpose of contract	General
Contract start date	01/04/2010
Contract end date	

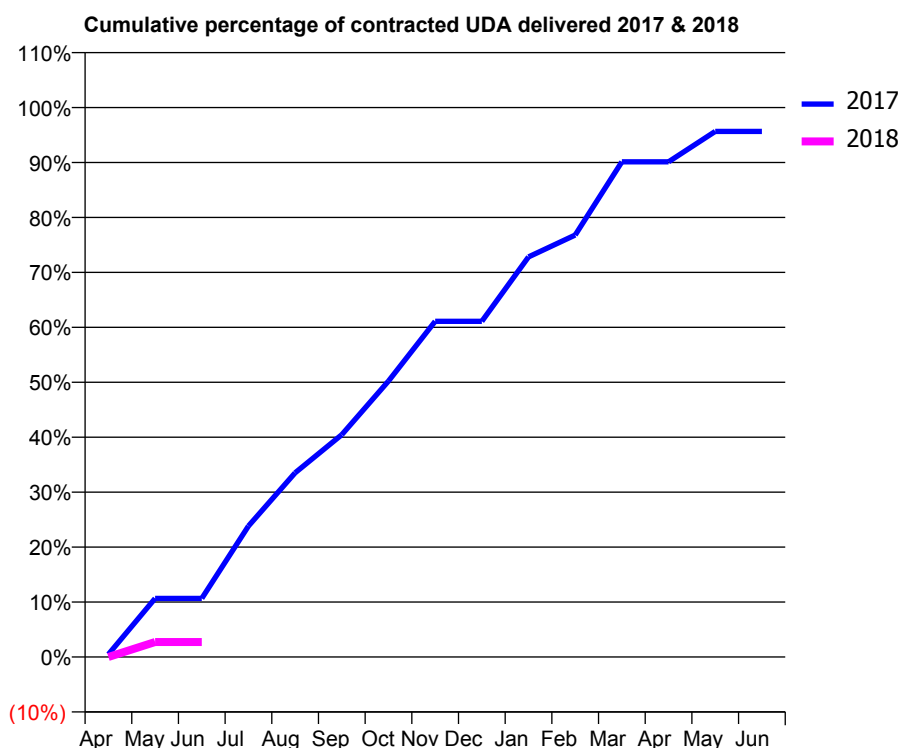
17/18 Contracted general activity (UDA)	24,500
Carry forward general activity (UDA)	0
17/18 Contracted orthodontic activity (UOA)	0
Carry forward orthodontic activity (UOA)	0
Baseline contract value	£532,877.57

ACCESS*

Patients seen in 24 months	Total	Change since previous quarter
Quarter ending June 2016	7,503	
Quarter ending September 2016	7,420	↓
Quarter ending December 2016	7,337	↓
Quarter ending March 2017	7,374	→
Quarter ending June 2017	7,406	→
Variance since June 2016	(1.3%)	↓



ACTIVITY



Adjusted Scheduled Activity (UDA)		
Month	2017	2018
April	122	0
May	2,615	671
June	2,615	671
July	5,841	
August	8,214	
September	9,914	
October	12,307	
November	14,970	
December	14,970	
January	17,839	
February	18,816	
March	22,080	
April	22,080	
May	23,435	
June	23,435	

QUALITY

	Quantity	Base Number	Contract	AT	Region	England
% of FP17s for the same patient ID Re-attending within 3 months - Children	25	299	8.4%	11.9%	13.0%	12.0%
% of FP17s for the same patient ID Re-attending within 3 months - Adults	108	945	11.4%	17.0%	16.6%	16.0%
% of FP17s for the same patient ID Re-attending between 3 & 9 months - Children	207	299	69.2%	57.3%	59.5%	58.0%
% of FP17s for the same patient ID Re-attending between 3 & 9 months - Adults	652	945	69.0%	51.3%	53.1%	50.9%
% of FP17s for Band 1 Urgent Courses	29	512	5.7%	9.7%	9.3%	9.1%
% of FP17s Relating to Free Repair or Replacements	2	512	0.4%	1.1%	1.0%	0.8%
% of FP17s Relating to Continuations	2	512	0.4%	1.4%	1.3%	1.1%
% of Patients satisfied with the dentistry they have received	12	14	85.7%	92.7%	91.9%	91.7%
% of Patients satisfied with the time they had to wait for an appointment	13	14	92.9%	92.5%	88.7%	88.0%

* This is based on patients treated on this contract for their most recent course of treatment. Figures in italics indicate the base number of FP17s or Patient Questionnaire responses are less than 100. N/A is shown where the base number of responses is less than 10 during the period. % is calculated as Quantity/Base number*100

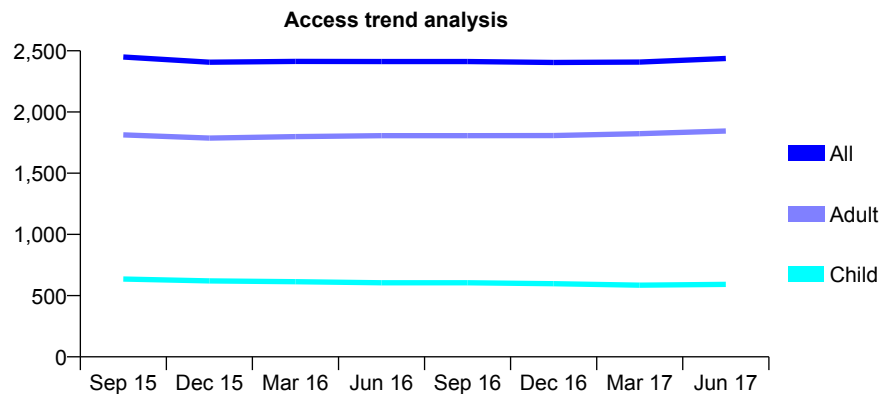
Q44 - Vital Signs At a Glance Contract Report for 145378/0001 - June 2017

Name or company name	Medinox Ltd
Contract type name	GDS Contract
Purpose of contract	General
Contract start date	01/01/2007
Contract end date	

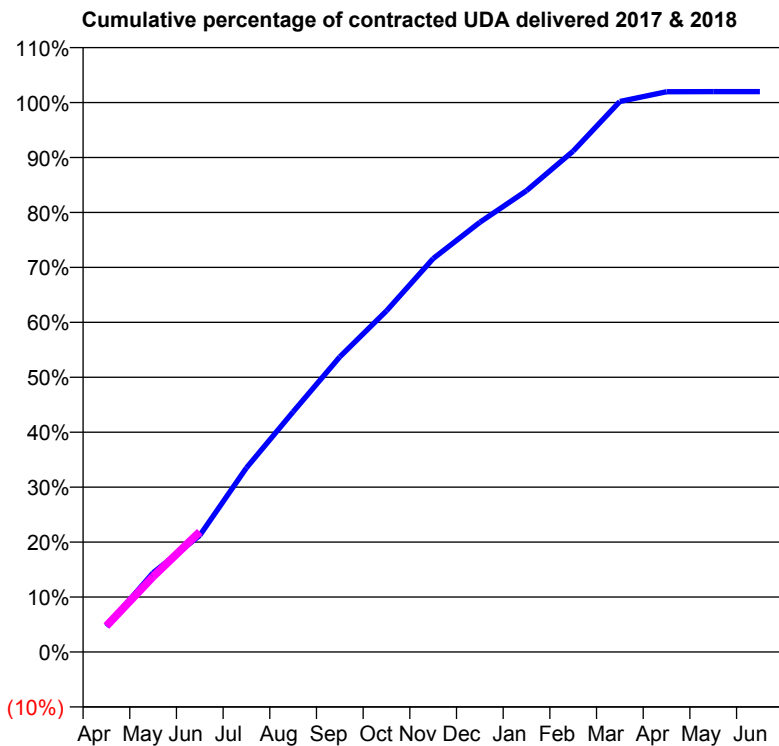
17/18 Contracted general activity (UDA)	8,631
Carry forward general activity (UDA)	0
17/18 Contracted orthodontic activity (UOA)	0
Carry forward orthodontic activity (UOA)	0
Baseline contract value	£205,233.01

ACCESS*

Patients seen in 24 months	Total	Change since previous quarter
Quarter ending June 2016	2,412	
Quarter ending September 2016	2,412	→
Quarter ending December 2016	2,405	→
Quarter ending March 2017	2,408	→
Quarter ending June 2017	2,437	→
Variance since June 2016	1.0%	→



ACTIVITY



Month	Adjusted Scheduled Activity (UDA)	
	2017	2018
April	401	410
May	1,244	1,184
June	1,832	1,887
July	2,894	
August	3,772	
September	4,636	
October	5,359	
November	6,179	
December	6,750	
January	7,246	
February	7,868	
March	8,647	
April	8,800	
May	8,801	
June	8,801	

QUALITY

	Quantity	Base Number	Contract	AT	Region	England
% of FP17s for the same patient ID Re-attending within 3 months - Children	17	227	7.5%	11.9%	13.0%	12.0%
% of FP17s for the same patient ID Re-attending within 3 months - Adults	106	671	15.8%	17.0%	16.6%	16.0%
% of FP17s for the same patient ID Re-attending between 3 & 9 months - Children	143	227	63.0%	57.3%	59.5%	58.0%
% of FP17s for the same patient ID Re-attending between 3 & 9 months - Adults	358	671	53.4%	51.3%	53.1%	50.9%
% of FP17s for Band 1 Urgent Courses	36	822	4.4%	9.7%	9.3%	9.1%
% of FP17s Relating to Free Repair or Replacements	6	822	0.7%	1.1%	1.0%	0.8%
% of FP17s Relating to Continuations	20	822	2.4%	1.4%	1.3%	1.1%
% of Patients satisfied with the dentistry they have received	14	14	100.0%	92.7%	91.9%	91.7%
% of Patients satisfied with the time they had to wait for an appointment	14	14	100.0%	92.5%	88.7%	88.0%

* This is based on patients treated on this contract for their most recent course of treatment. Figures in italics indicate the base number of FP17s or Patient Questionnaire responses are less than 100. N/A is shown where the base number of responses is less than 10 during the period. % is calculated as Quantity/Base number*100

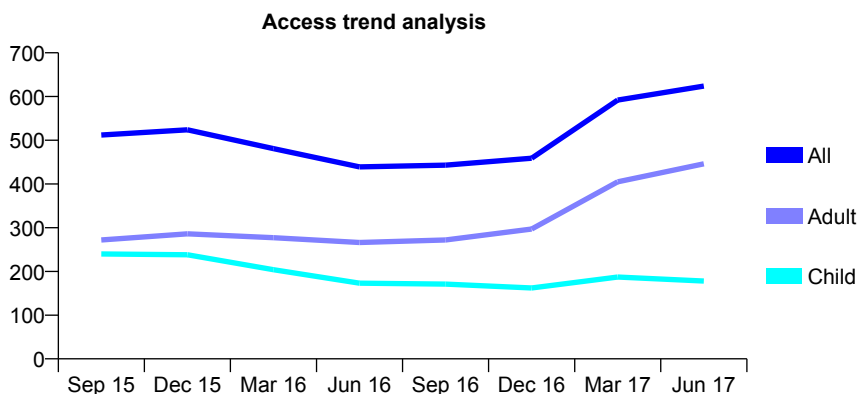
Q44 - Vital Signs At a Glance Contract Report for 146951/0001 - June 2017

Name or company name	Chester Smiles
Contract type name	GDS Contract
Purpose of contract	General
Contract start date	01/04/2014
Contract end date	

17/18 Contracted general activity (UDA)	1,400
Carry forward general activity (UDA)	0
17/18 Contracted orthodontic activity (UOA)	0
Carry forward orthodontic activity (UOA)	0
Baseline contract value	£29,579.29

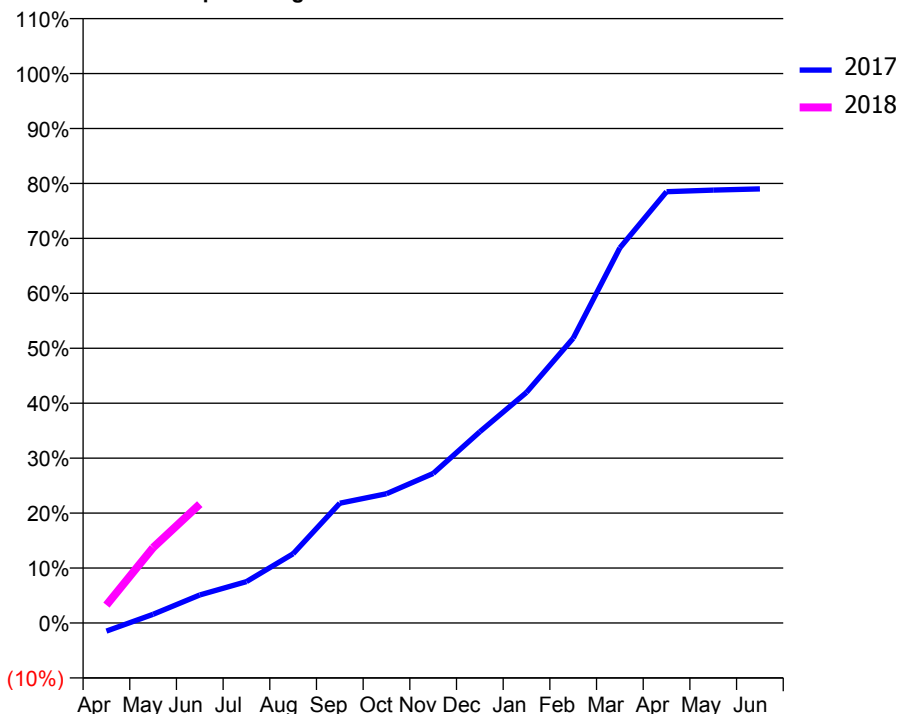
ACCESS*

Patients seen in 24 months	Total	Change since previous quarter
Quarter ending June 2016	439	
Quarter ending September 2016	443	→
Quarter ending December 2016	459	↑
Quarter ending March 2017	592	↑
Quarter ending June 2017	624	↑
Variance since June 2016	42.1%	↑



ACTIVITY

Cumulative percentage of contracted UDA delivered 2017 & 2018



Adjusted Scheduled Activity (UDA)

Month	2017	2018
April	-21	46
May	22	192
June	71	303
July	106	
August	177	
September	305	
October	329	
November	381	
December	487	
January	588	
February	725	
March	956	
April	1,099	
May	1,103	
June	1,106	

QUALITY

	Quantity	Base Number	Contract	AT	Region	England
% of FP17s for the same patient ID Re-attending within 3 months - Children	4	74	5.4%	11.9%	13.0%	12.0%
% of FP17s for the same patient ID Re-attending within 3 months - Adults	25	159	15.7%	17.0%	16.6%	16.0%
% of FP17s for the same patient ID Re-attending between 3 & 9 months - Children	40	74	54.1%	57.3%	59.5%	58.0%
% of FP17s for the same patient ID Re-attending between 3 & 9 months - Adults	30	159	18.9%	51.3%	53.1%	50.9%
% of FP17s for Band 1 Urgent Courses	5	163	3.1%	9.7%	9.3%	9.1%
% of FP17s Relating to Free Repair or Replacements	0	163	0.0%	1.1%	1.0%	0.8%
% of FP17s Relating to Continuations	8	163	4.9%	1.4%	1.3%	1.1%
% of Patients satisfied with the dentistry they have received	1	1	N/A	92.7%	91.9%	91.7%
% of Patients satisfied with the time they had to wait for an appointment	1	1	N/A	92.5%	88.7%	88.0%

* This is based on patients treated on this contract for their most recent course of treatment. Figures in italics indicate the base number of FP17s or Patient Questionnaire responses are less than 100. N/A is shown where the base number of responses is less than 10 during the period. % is calculated as Quantity/Base number*100

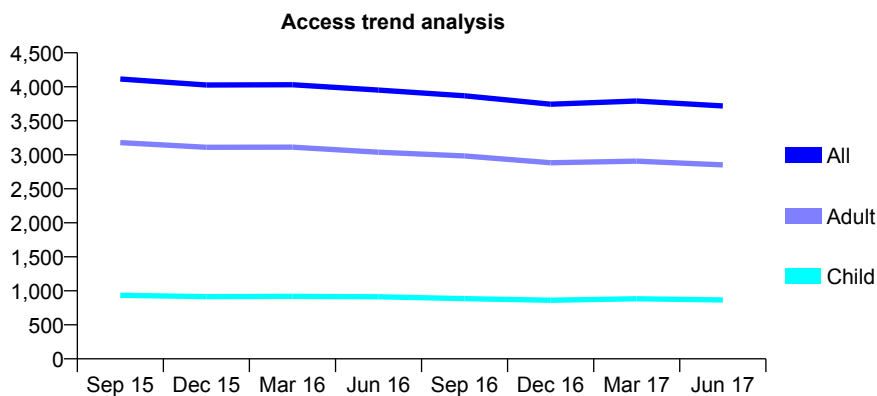
Q44 - Vital Signs At a Glance Contract Report for 146986/0001 - June 2017

Name or company name	Middlewich Street Dental Practice Ltd
Contract type name	GDS Contract
Purpose of contract	General
Contract start date	01/06/2011
Contract end date	

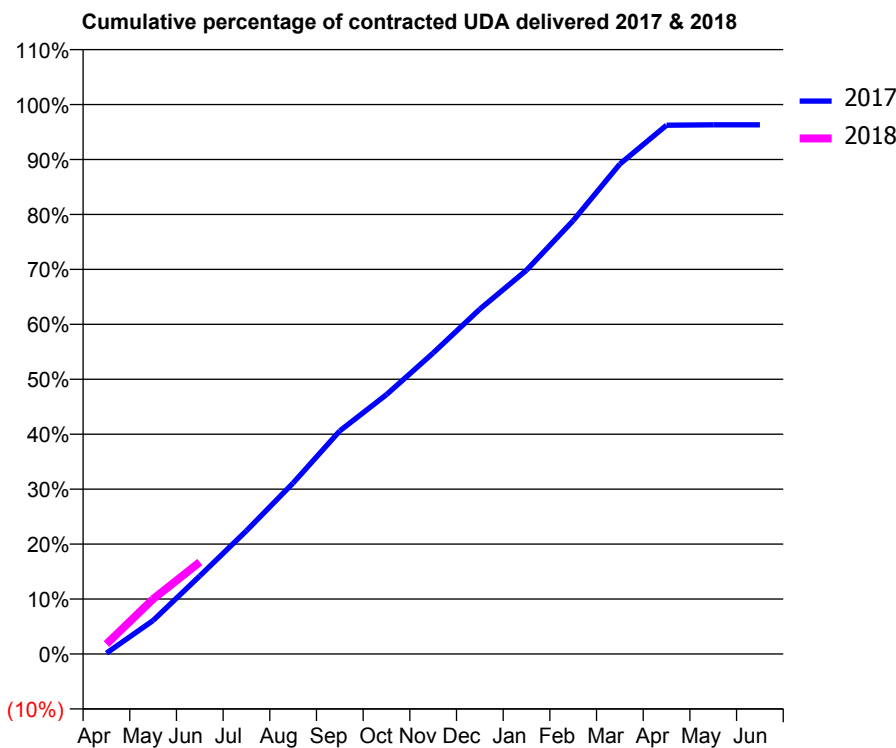
17/18 Contracted general activity (UDA)	12,106
Carry forward general activity (UDA)	0
17/18 Contracted orthodontic activity (UOA)	0
Carry forward orthodontic activity (UOA)	0
Baseline contract value	£342,791.31

ACCESS*

Patients seen in 24 months	Total	Change since previous quarter
Quarter ending June 2016	3,951	
Quarter ending September 2016	3,868	↓
Quarter ending December 2016	3,745	↓
Quarter ending March 2017	3,791	→
Quarter ending June 2017	3,718	↓
Variance since June 2016	(5.9%)	↓



ACTIVITY



Month	Adjusted Scheduled Activity (UDA)	
	2017	2018
April	19	219
May	738	1,211
June	1,721	2,026
July	2,717	
August	3,767	
September	4,917	
October	5,716	
November	6,632	
December	7,599	
January	8,455	
February	9,548	
March	10,795	
April	11,648	
May	11,657	
June	11,657	

QUALITY

	Quantity	Base Number	Contract	AT	Region	England
% of FP17s for the same patient ID Re-attending within 3 months - Children	31	332	9.3%	11.9%	13.0%	12.0%
% of FP17s for the same patient ID Re-attending within 3 months - Adults	106	1,043	10.2%	17.0%	16.6%	16.0%
% of FP17s for the same patient ID Re-attending between 3 & 9 months - Children	193	332	58.1%	57.3%	59.5%	58.0%
% of FP17s for the same patient ID Re-attending between 3 & 9 months - Adults	633	1,043	60.7%	51.3%	53.1%	50.9%
% of FP17s for Band 1 Urgent Courses	47	1,030	4.6%	9.7%	9.3%	9.1%
% of FP17s Relating to Free Repair or Replacements	3	1,030	0.3%	1.1%	1.0%	0.8%
% of FP17s Relating to Continuations	5	1,030	0.5%	1.4%	1.3%	1.1%
% of Patients satisfied with the dentistry they have received	11	11	100.0%	92.7%	91.9%	91.7%
% of Patients satisfied with the time they had to wait for an appointment	11	11	100.0%	92.5%	88.7%	88.0%

* This is based on patients treated on this contract for their most recent course of treatment. Figures in italics indicate the base number of FP17s or Patient Questionnaire responses are less than 100. N/A is shown where the base number of responses is less than 10 during the period. % is calculated as Quantity/Base number*100

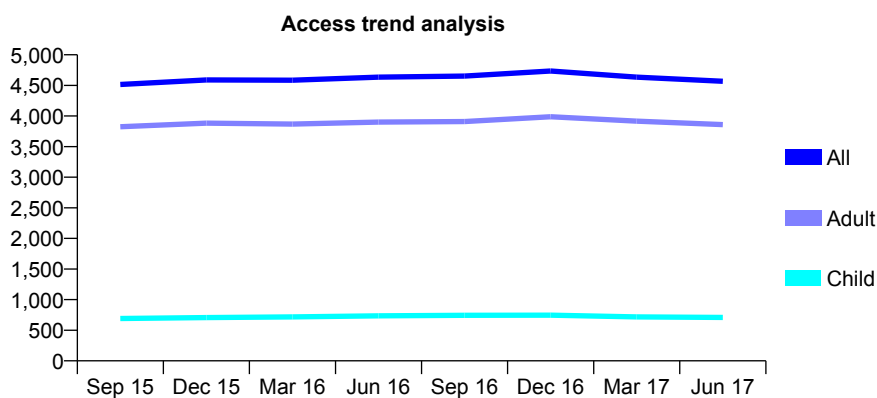
Q44 - Vital Signs At a Glance Contract Report for 147079/0001 - June 2017

Name or company name	McTooth Limited
Contract type name	GDS Contract
Purpose of contract	General
Contract start date	01/08/2010
Contract end date	

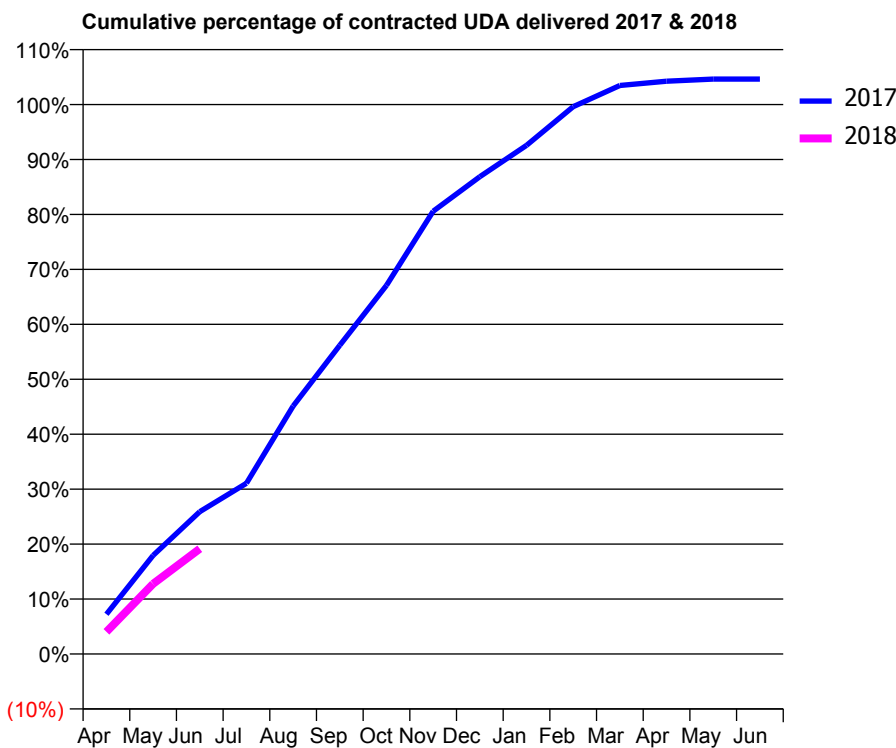
17/18 Contracted general activity (UDA)	13,128
Carry forward general activity (UDA)	0
17/18 Contracted orthodontic activity (UOA)	0
Carry forward orthodontic activity (UOA)	0
Baseline contract value	£317,647.31

ACCESS*

Patients seen in 24 months	Total	Change since previous quarter
Quarter ending June 2016	4,636	
Quarter ending September 2016	4,653	→
Quarter ending December 2016	4,736	→
Quarter ending March 2017	4,634	↓
Quarter ending June 2017	4,568	↓
Variance since June 2016	(1.5%)	↓



ACTIVITY



Month	Adjusted Scheduled Activity (UDA)	
	2017	2018
April	952	529
May	2,357	1,678
June	3,402	2,514
July	4,079	
August	5,924	
September	7,376	
October	8,806	
November	10,579	
December	11,402	
January	12,152	
February	13,075	
March	13,583	
April	13,683	
May	13,734	
June	13,736	

QUALITY

	Quantity	Base Number	Contract	AT	Region	England
% of FP17s for the same patient ID Re-attending within 3 months - Children	18	271	6.6%	11.9%	13.0%	12.0%
% of FP17s for the same patient ID Re-attending within 3 months - Adults	91	1,165	7.8%	17.0%	16.6%	16.0%
% of FP17s for the same patient ID Re-attending between 3 & 9 months - Children	142	271	52.4%	57.3%	59.5%	58.0%
% of FP17s for the same patient ID Re-attending between 3 & 9 months - Adults	716	1,165	61.5%	51.3%	53.1%	50.9%
% of FP17s for Band 1 Urgent Courses	92	1,383	6.7%	9.7%	9.3%	9.1%
% of FP17s Relating to Free Repair or Replacements	3	1,383	0.2%	1.1%	1.0%	0.8%
% of FP17s Relating to Continuations	5	1,383	0.4%	1.4%	1.3%	1.1%
% of Patients satisfied with the dentistry they have received	23	23	100.0%	92.7%	91.9%	91.7%
% of Patients satisfied with the time they had to wait for an appointment	22	23	95.7%	92.5%	88.7%	88.0%

* This is based on patients treated on this contract for their most recent course of treatment. Figures in italics indicate the base number of FP17s or Patient Questionnaire responses are less than 100. N/A is shown where the base number of responses is less than 10 during the period. % is calculated as Quantity/Base number*100

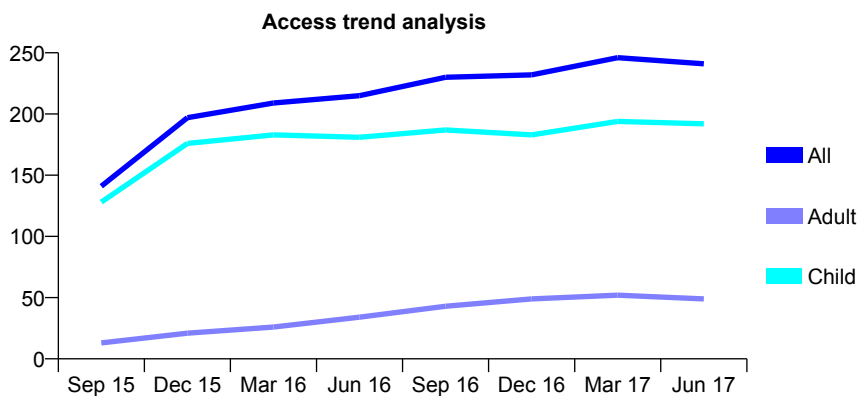
Q44 - Vital Signs At a Glance Contract Report for 148059/0001 - June 2017

Name or company name	Globe Dental Practice
Contract type name	GDS Contract
Purpose of contract	General
Contract start date	01/06/2015
Contract end date	

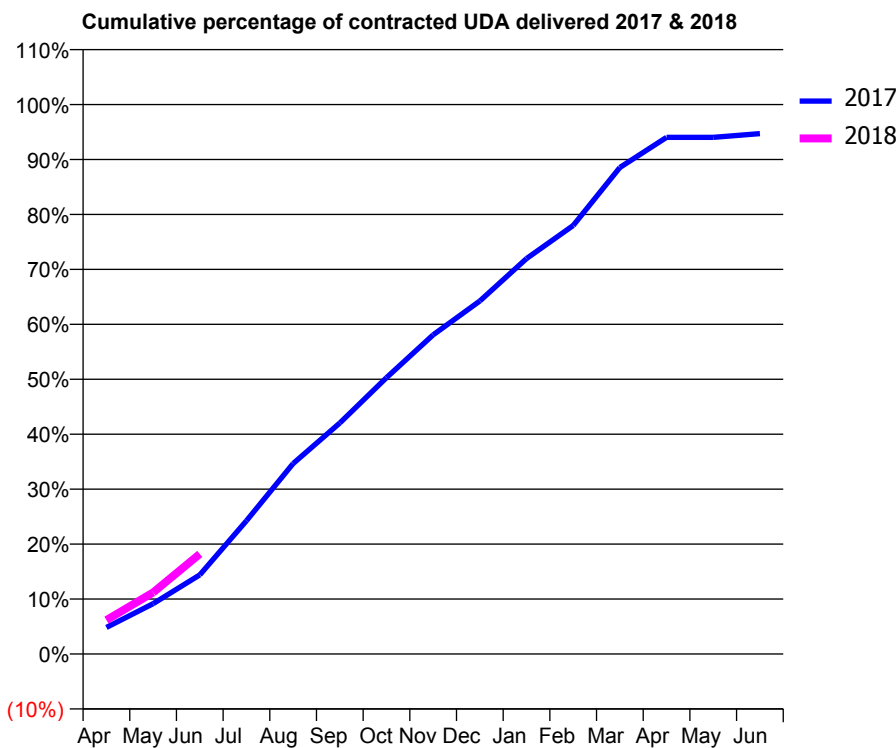
17/18 Contracted general activity (UDA)	1,299
Carry forward general activity (UDA)	0
17/18 Contracted orthodontic activity (UOA)	0
Carry forward orthodontic activity (UOA)	0
Baseline contract value	£30,397.24

ACCESS*

Patients seen in 24 months	Total	Change since previous quarter
Quarter ending June 2016	215	
Quarter ending September 2016	230	↑
Quarter ending December 2016	232	→
Quarter ending March 2017	246	↑
Quarter ending June 2017	241	↓
Variance since June 2016	12.1%	↑



ACTIVITY



Month	Adjusted Scheduled Activity (UDA)	
	2017	2018
April	63	80
May	119	145
June	187	237
July	315	
August	450	
September	546	
October	653	
November	755	
December	835	
January	935	
February	1,013	
March	1,150	
April	1,221	
May	1,221	
June	1,230	

QUALITY

	Quantity	Base Number	Contract	AT	Region	England
% of FP17s for the same patient ID Re-attending within 3 months - Children	17	101	16.8%	11.9%	13.0%	12.0%
% of FP17s for the same patient ID Re-attending within 3 months - Adults	5	12	41.7%	17.0%	16.6%	16.0%
% of FP17s for the same patient ID Re-attending between 3 & 9 months - Children	64	101	63.4%	57.3%	59.5%	58.0%
% of FP17s for the same patient ID Re-attending between 3 & 9 months - Adults	6	12	50.0%	51.3%	53.1%	50.9%
% of FP17s for Band 1 Urgent Courses	3	97	3.1%	9.7%	9.3%	9.1%
% of FP17s Relating to Free Repair or Replacements	0	97	0.0%	1.1%	1.0%	0.8%
% of FP17s Relating to Continuations	0	97	0.0%	1.4%	1.3%	1.1%
% of Patients satisfied with the dentistry they have received	0	0	N/A	92.7%	91.9%	91.7%
% of Patients satisfied with the time they had to wait for an appointment	0	0	N/A	92.5%	88.7%	88.0%

* This is based on patients treated on this contract for their most recent course of treatment. Figures in italics indicate the base number of FP17s or Patient Questionnaire responses are less than 100. N/A is shown where the base number of responses is less than 10 during the period. % is calculated as Quantity/Base number*100

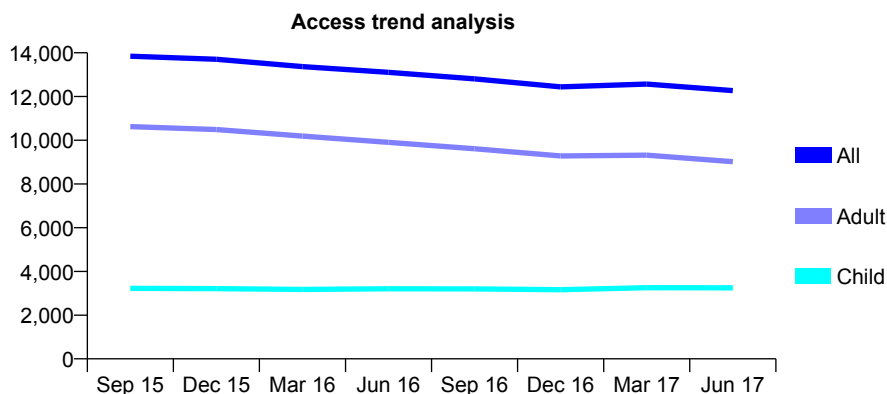
Q44 - Vital Signs At a Glance Contract Report for 150428/0001 - June 2017

Name or company name	The Parks Dental Partnership
Contract type name	GDS Contract
Purpose of contract	General
Contract start date	01/04/2011
Contract end date	

17/18 Contracted general activity (UDA)	39,868
Carry forward general activity (UDA)	0
17/18 Contracted orthodontic activity (UOA)	0
Carry forward orthodontic activity (UOA)	0
Baseline contract value	£1,192,465.98

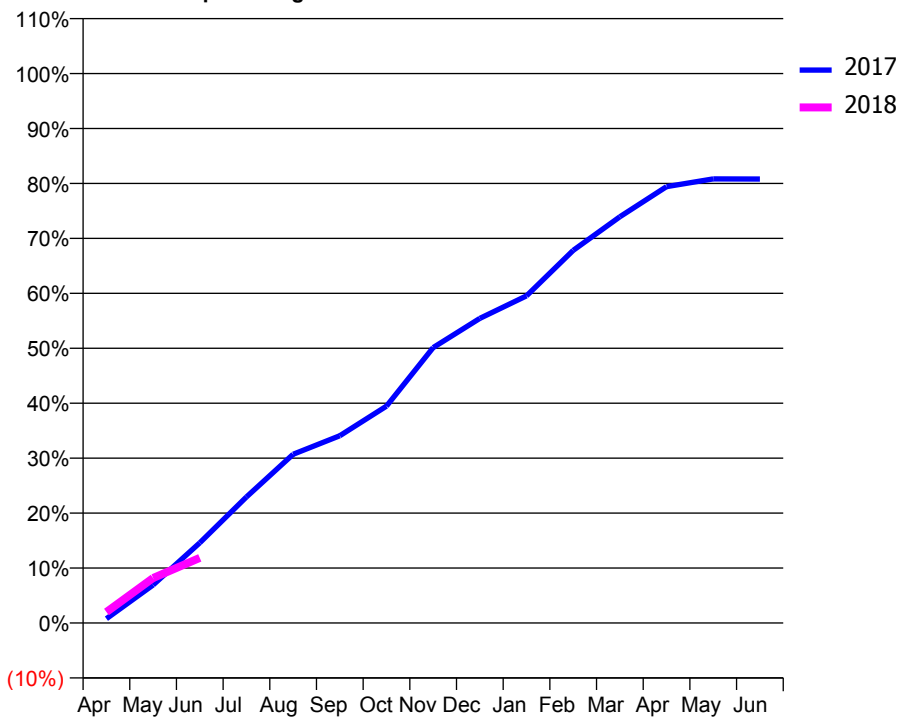
ACCESS*

Patients seen in 24 months	Total	Change since previous quarter
Quarter ending June 2016	13,108	
Quarter ending September 2016	12,805	↓
Quarter ending December 2016	12,444	↓
Quarter ending March 2017	12,568	→
Quarter ending June 2017	12,268	↓
Variance since June 2016	(6.4%)	↓



ACTIVITY

Cumulative percentage of contracted UDA delivered 2017 & 2018



Adjusted Scheduled Activity (UDA)

Month	2017	2018
April	319	801
May	2,765	3,265
June	5,818	4,727
July	9,150	
August	12,244	
September	13,583	
October	15,731	
November	19,987	
December	22,101	
January	23,733	
February	27,038	
March	29,472	
April	31,659	
May	32,224	
June	32,211	

QUALITY

	Quantity	Base Number	Contract	AT	Region	England
% of FP17s for the same patient ID Re-attending within 3 months - Children	52	831	6.3%	11.9%	13.0%	12.0%
% of FP17s for the same patient ID Re-attending within 3 months - Adults	332	2,215	15.0%	17.0%	16.6%	16.0%
% of FP17s for the same patient ID Re-attending between 3 & 9 months - Children	276	831	33.2%	57.3%	59.5%	58.0%
% of FP17s for the same patient ID Re-attending between 3 & 9 months - Adults	781	2,215	35.3%	51.3%	53.1%	50.9%
% of FP17s for Band 1 Urgent Courses	13	1,891	0.7%	9.7%	9.3%	9.1%
% of FP17s Relating to Free Repair or Replacements	19	1,891	1.0%	1.1%	1.0%	0.8%
% of FP17s Relating to Continuations	38	1,891	2.0%	1.4%	1.3%	1.1%
% of Patients satisfied with the dentistry they have received	22	23	95.7%	92.7%	91.9%	91.7%
% of Patients satisfied with the time they had to wait for an appointment	21	23	91.3%	92.5%	88.7%	88.0%

* This is based on patients treated on this contract for their most recent course of treatment. Figures in italics indicate the base number of FP17s or Patient Questionnaire responses are less than 100. N/A is shown where the base number of responses is less than 10 during the period. % is calculated as Quantity/Base number*100

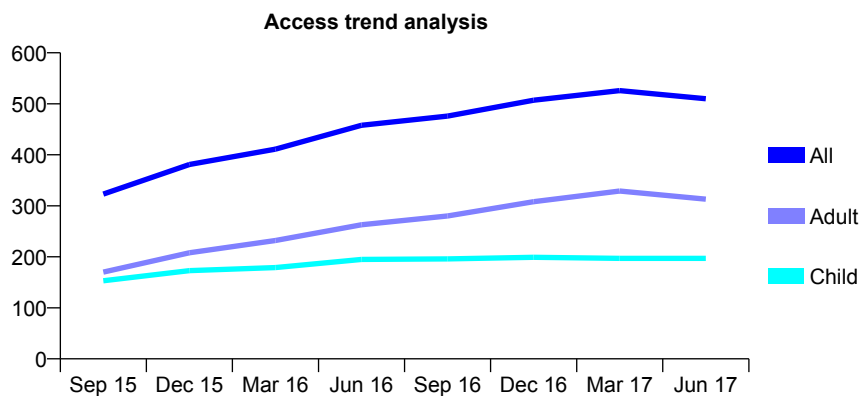
Q44 - Vital Signs At a Glance Contract Report for 150533/0001 - June 2017

Name or company name	Smiles by Design Limited
Contract type name	GDS Contract
Purpose of contract	General
Contract start date	01/04/2015
Contract end date	

17/18 Contracted general activity (UDA)	2,524
Carry forward general activity (UDA)	0
17/18 Contracted orthodontic activity (UOA)	0
Carry forward orthodontic activity (UOA)	0
Baseline contract value	£53,379.95

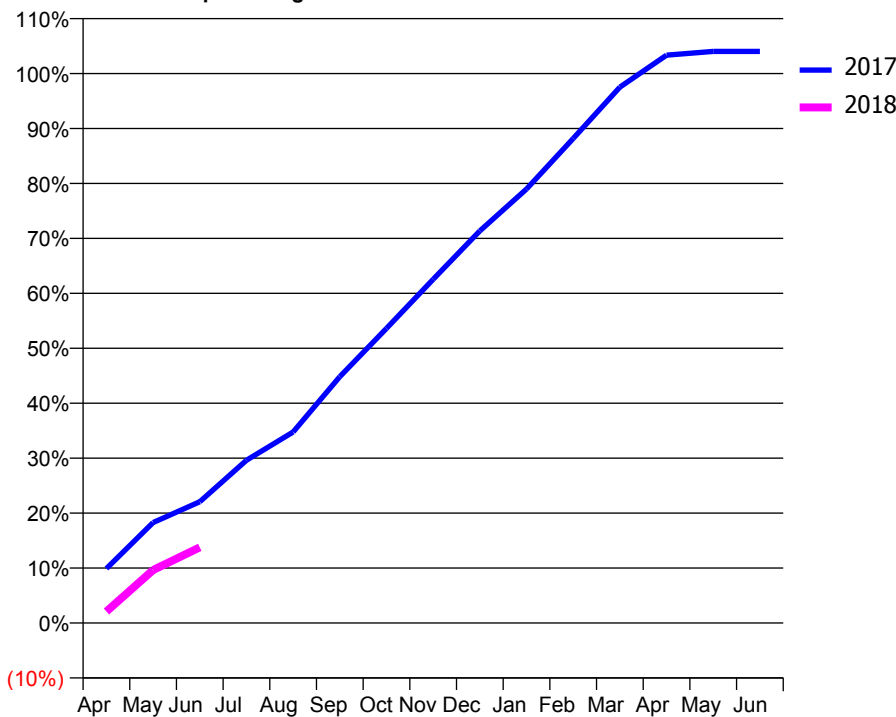
ACCESS*

Patients seen in 24 months	Total	Change since previous quarter
Quarter ending June 2016	458	
Quarter ending September 2016	476	↑
Quarter ending December 2016	507	↑
Quarter ending March 2017	526	↑
Quarter ending June 2017	510	↓
Variance since June 2016	11.4%	↑



ACTIVITY

Cumulative percentage of contracted UDA delivered 2017 & 2018



Adjusted Scheduled Activity (UDA)		
Month	2017	2018
April	250	53
May	461	243
June	557	348
July	748	
August	878	
September	1,132	
October	1,353	
November	1,579	
December	1,801	
January	1,993	
February	2,226	
March	2,461	
April	2,608	
May	2,625	
June	2,625	

QUALITY

	Quantity	Base Number	Contract	AT	Region	England
% of FP17s for the same patient ID Re-attending within 3 months - Children	5	77	6.5%	11.9%	13.0%	12.0%
% of FP17s for the same patient ID Re-attending within 3 months - Adults	28	101	27.7%	17.0%	16.6%	16.0%
% of FP17s for the same patient ID Re-attending between 3 & 9 months - Children	36	77	46.8%	57.3%	59.5%	58.0%
% of FP17s for the same patient ID Re-attending between 3 & 9 months - Adults	48	101	47.5%	51.3%	53.1%	50.9%
% of FP17s for Band 1 Urgent Courses	4	137	2.9%	9.7%	9.3%	9.1%
% of FP17s Relating to Free Repair or Replacements	0	137	0.0%	1.1%	1.0%	0.8%
% of FP17s Relating to Continuations	2	137	1.5%	1.4%	1.3%	1.1%
% of Patients satisfied with the dentistry they have received	1	1	N/A	92.7%	91.9%	91.7%
% of Patients satisfied with the time they had to wait for an appointment	1	1	N/A	92.5%	88.7%	88.0%

* This is based on patients treated on this contract for their most recent course of treatment. Figures in italics indicate the base number of FP17s or Patient Questionnaire responses are less than 100. N/A is shown where the base number of responses is less than 10 during the period. % is calculated as Quantity/Base number*100

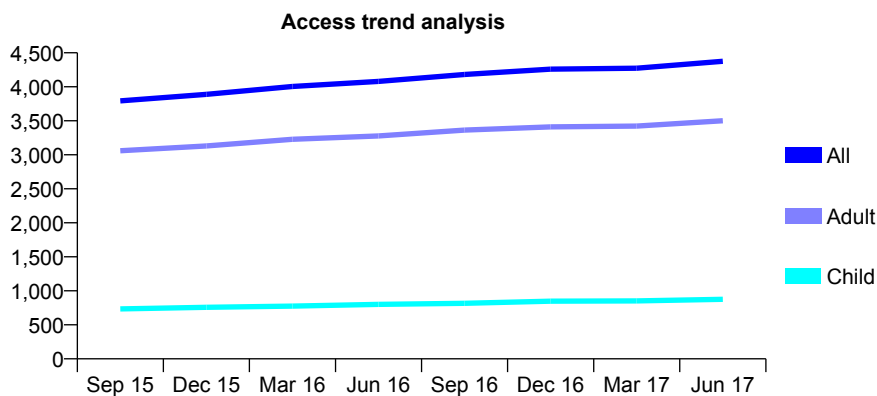
Q44 - Vital Signs At a Glance Contract Report for 150541/0001 - June 2017

Name or company name	Glenside Dental Practice
Contract type name	GDS Contract
Purpose of contract	General
Contract start date	01/04/2009
Contract end date	

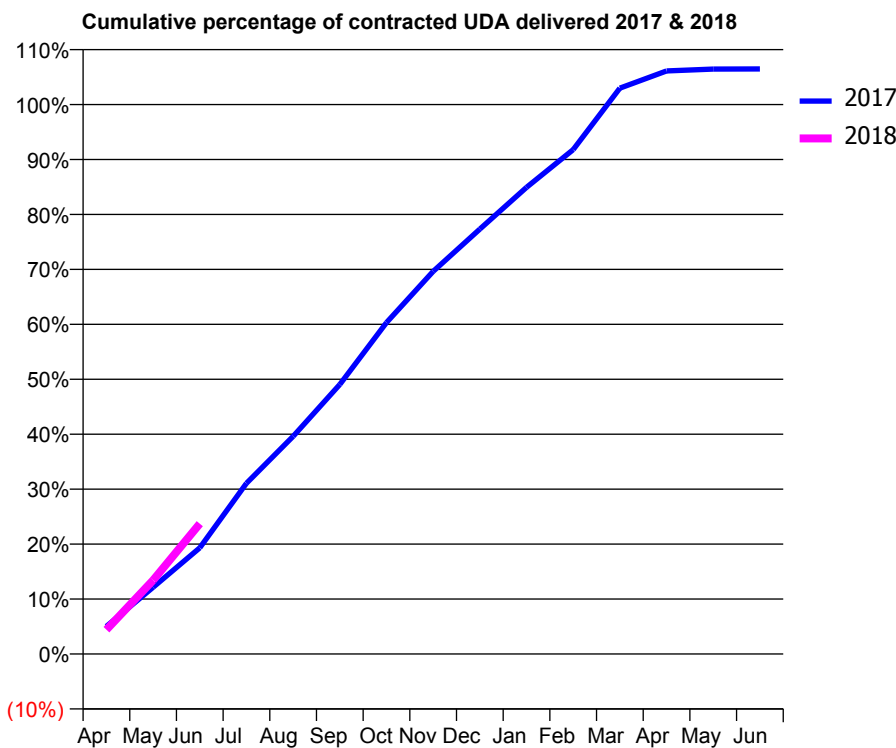
17/18 Contracted general activity (UDA)	8,800
Carry forward general activity (UDA)	0
17/18 Contracted orthodontic activity (UOA)	0
Carry forward orthodontic activity (UOA)	0
Baseline contract value	£251,586.51

ACCESS*

Patients seen in 24 months	Total	Change since previous quarter
Quarter ending June 2016	4,079	
Quarter ending September 2016	4,181	↑
Quarter ending December 2016	4,259	→
Quarter ending March 2017	4,274	→
Quarter ending June 2017	4,375	↑
Variance since June 2016	7.3%	↑



ACTIVITY



Month	Adjusted Scheduled Activity (UDA)	
	2017	2018
April	443	391
May	1,069	1,182
June	1,700	2,087
July	2,734	
August	3,485	
September	4,317	
October	5,308	
November	6,129	
December	6,804	
January	7,474	
February	8,077	
March	9,062	
April	9,337	
May	9,368	
June	9,369	

QUALITY

	Quantity	Base Number	Contract	AT	Region	England
% of FP17s for the same patient ID Re-attending within 3 months - Children	21	327	6.4%	11.9%	13.0%	12.0%
% of FP17s for the same patient ID Re-attending within 3 months - Adults	160	1,216	13.2%	17.0%	16.6%	16.0%
% of FP17s for the same patient ID Re-attending between 3 & 9 months - Children	188	327	57.5%	57.3%	59.5%	58.0%
% of FP17s for the same patient ID Re-attending between 3 & 9 months - Adults	690	1,216	56.7%	51.3%	53.1%	50.9%
% of FP17s for Band 1 Urgent Courses	126	1,141	11.0%	9.7%	9.3%	9.1%
% of FP17s Relating to Free Repair or Replacements	12	1,141	1.1%	1.1%	1.0%	0.8%
% of FP17s Relating to Continuations	2	1,141	0.2%	1.4%	1.3%	1.1%
% of Patients satisfied with the dentistry they have received	22	24	91.7%	92.7%	91.9%	91.7%
% of Patients satisfied with the time they had to wait for an appointment	23	24	95.8%	92.5%	88.7%	88.0%

* This is based on patients treated on this contract for their most recent course of treatment. Figures in italics indicate the base number of FP17s or Patient Questionnaire responses are less than 100. N/A is shown where the base number of responses is less than 10 during the period. % is calculated as Quantity/Base number*100

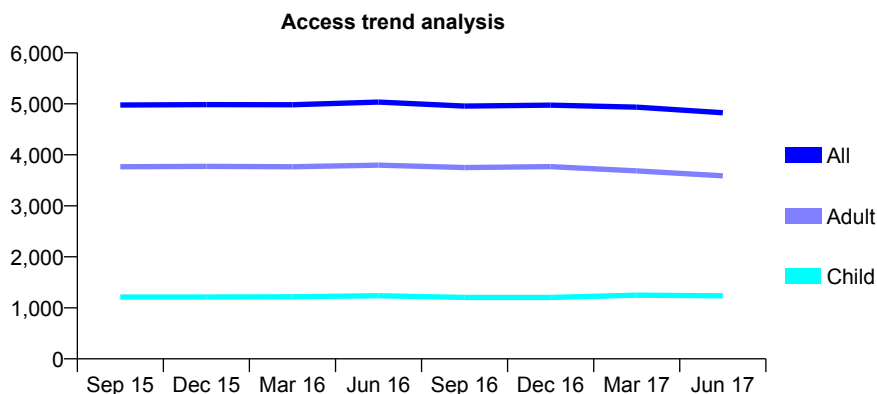
Q44 - Vital Signs At a Glance Contract Report for 151300/0001 - June 2017

Name or company name	Saltney Dental Practice
Contract type name	GDS Contract
Purpose of contract	General
Contract start date	01/04/2009
Contract end date	

17/18 Contracted general activity (UDA)	14,000
Carry forward general activity (UDA)	0
17/18 Contracted orthodontic activity (UOA)	0
Carry forward orthodontic activity (UOA)	0
Baseline contract value	£320,543.90

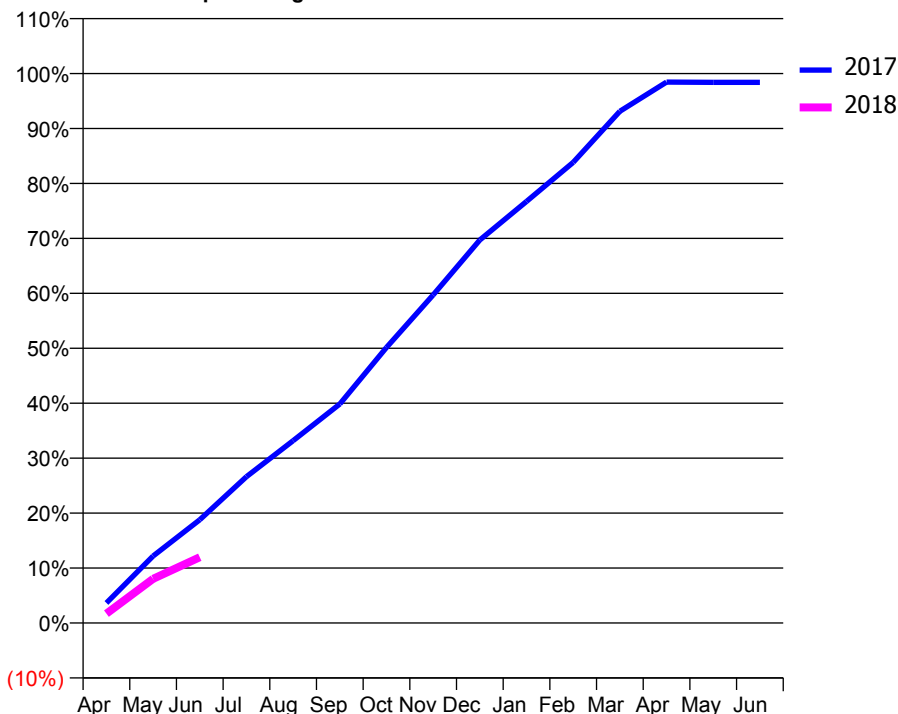
ACCESS*

Patients seen in 24 months	Total	Change since previous quarter
Quarter ending June 2016	5,034	
Quarter ending September 2016	4,955	↓
Quarter ending December 2016	4,973	→
Quarter ending March 2017	4,934	→
Quarter ending June 2017	4,824	↓
Variance since June 2016	(4.2%)	↓



ACTIVITY

Cumulative percentage of contracted UDA delivered 2017 & 2018



Adjusted Scheduled Activity (UDA)

Month	2017	2018
April	511	239
May	1,706	1,125
June	2,631	1,677
July	3,730	
August	4,646	
September	5,581	
October	7,021	
November	8,359	
December	9,760	
January	10,741	
February	11,738	
March	13,039	
April	13,782	
May	13,775	
June	13,775	

QUALITY

	Quantity	Base Number	Contract	AT	Region	England
% of FP17s for the same patient ID Re-attending within 3 months - Children	22	284	7.7%	11.9%	13.0%	12.0%
% of FP17s for the same patient ID Re-attending within 3 months - Adults	91	807	11.3%	17.0%	16.6%	16.0%
% of FP17s for the same patient ID Re-attending between 3 & 9 months - Children	130	284	45.8%	57.3%	59.5%	58.0%
% of FP17s for the same patient ID Re-attending between 3 & 9 months - Adults	388	807	48.1%	51.3%	53.1%	50.9%
% of FP17s for Band 1 Urgent Courses	115	830	13.9%	9.7%	9.3%	9.1%
% of FP17s Relating to Free Repair or Replacements	2	830	0.2%	1.1%	1.0%	0.8%
% of FP17s Relating to Continuations	1	830	0.1%	1.4%	1.3%	1.1%
% of Patients satisfied with the dentistry they have received	21	21	100.0%	92.7%	91.9%	91.7%
% of Patients satisfied with the time they had to wait for an appointment	21	21	100.0%	92.5%	88.7%	88.0%

* This is based on patients treated on this contract for their most recent course of treatment. Figures in italics indicate the base number of FP17s or Patient Questionnaire responses are less than 100. N/A is shown where the base number of responses is less than 10 during the period. % is calculated as Quantity/Base number*100

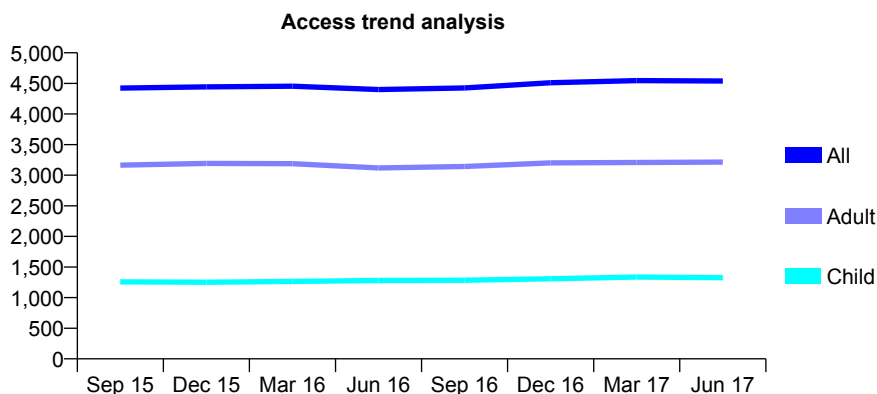
Q44 - Vital Signs At a Glance Contract Report for 151718/0001 - June 2017

Name or company name	Xeon Smiles UK Ltd
Contract type name	PDS Contract
Purpose of contract	General
Contract start date	01/04/2009
Contract end date	31/03/2020

17/18 Contracted general activity (UDA)	12,000
Carry forward general activity (UDA)	0
17/18 Contracted orthodontic activity (UOA)	0
Carry forward orthodontic activity (UOA)	0
Baseline contract value	£282,951.57

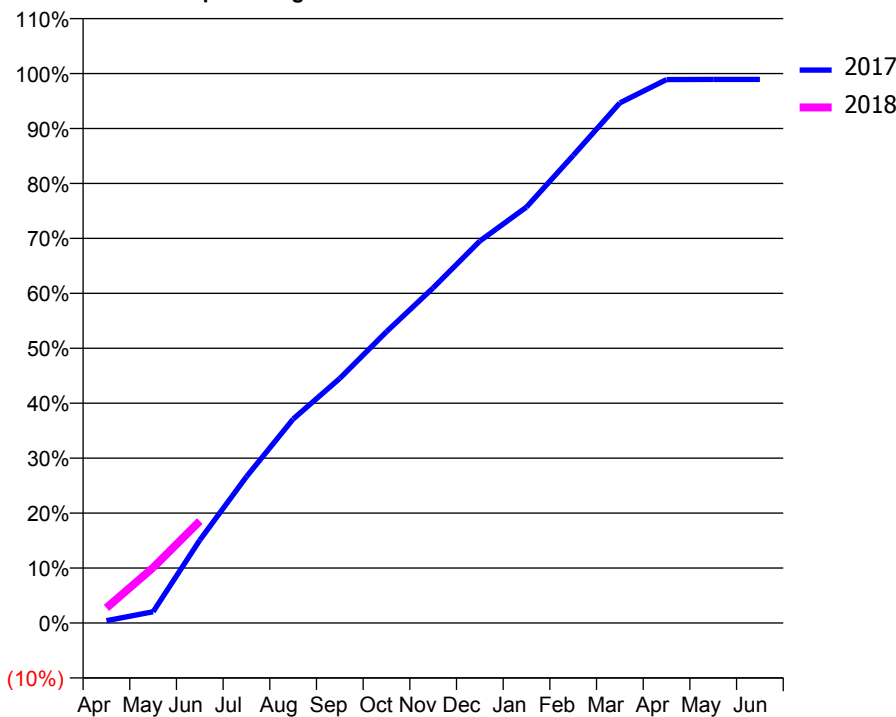
ACCESS*

Patients seen in 24 months	Total	Change since previous quarter
Quarter ending June 2016	4,399	
Quarter ending September 2016	4,427	→
Quarter ending December 2016	4,511	→
Quarter ending March 2017	4,545	→
Quarter ending June 2017	4,540	→
Variance since June 2016	3.2%	↑



ACTIVITY

Cumulative percentage of contracted UDA delivered 2017 & 2018



Month	Adjusted Scheduled Activity (UDA)	
	2017	2018
April	50	331
May	247	1,211
June	1,811	2,225
July	3,195	
August	4,453	
September	5,341	
October	6,362	
November	7,321	
December	8,340	
January	9,084	
February	10,212	
March	11,359	
April	11,869	
May	11,871	
June	11,871	

QUALITY

	Quantity	Base Number	Contract	AT	Region	England
% of FP17s for the same patient ID Re-attending within 3 months - Children	39	515	7.6%	11.9%	13.0%	12.0%
% of FP17s for the same patient ID Re-attending within 3 months - Adults	117	1,007	11.6%	17.0%	16.6%	16.0%
% of FP17s for the same patient ID Re-attending between 3 & 9 months - Children	366	515	71.1%	57.3%	59.5%	58.0%
% of FP17s for the same patient ID Re-attending between 3 & 9 months - Adults	534	1,007	53.0%	51.3%	53.1%	50.9%
% of FP17s for Band 1 Urgent Courses	76	1,279	5.9%	9.7%	9.3%	9.1%
% of FP17s Relating to Free Repair or Replacements	11	1,279	0.9%	1.1%	1.0%	0.8%
% of FP17s Relating to Continuations	12	1,279	0.9%	1.4%	1.3%	1.1%
% of Patients satisfied with the dentistry they have received	14	14	100.0%	92.7%	91.9%	91.7%
% of Patients satisfied with the time they had to wait for an appointment	12	14	85.7%	92.5%	88.7%	88.0%

* This is based on patients treated on this contract for their most recent course of treatment. Figures in italics indicate the base number of FP17s or Patient Questionnaire responses are less than 100. N/A is shown where the base number of responses is less than 10 during the period. % is calculated as Quantity/Base number*100

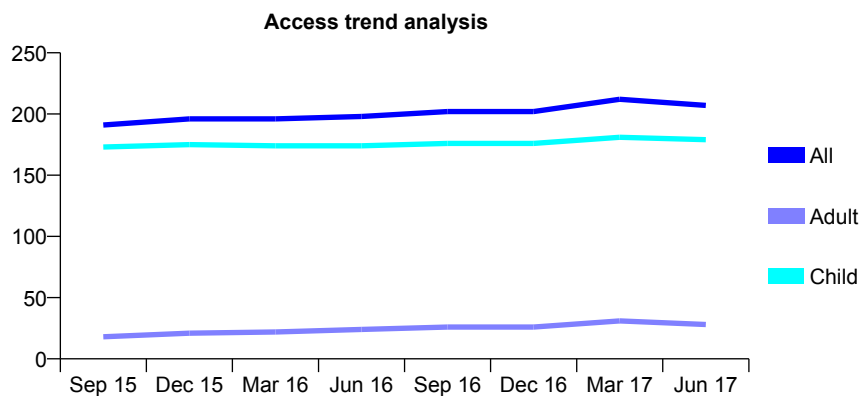
Q44 - Vital Signs At a Glance Contract Report for 151955/0001 - June 2017

Name or company name	Redcliffe Dental Practice
Contract type name	GDS Contract
Purpose of contract	General
Contract start date	01/08/2014
Contract end date	

17/18 Contracted general activity (UDA)	500
Carry forward general activity (UDA)	0
17/18 Contracted orthodontic activity (UOA)	0
Carry forward orthodontic activity (UOA)	0
Baseline contract value	£13,371.65

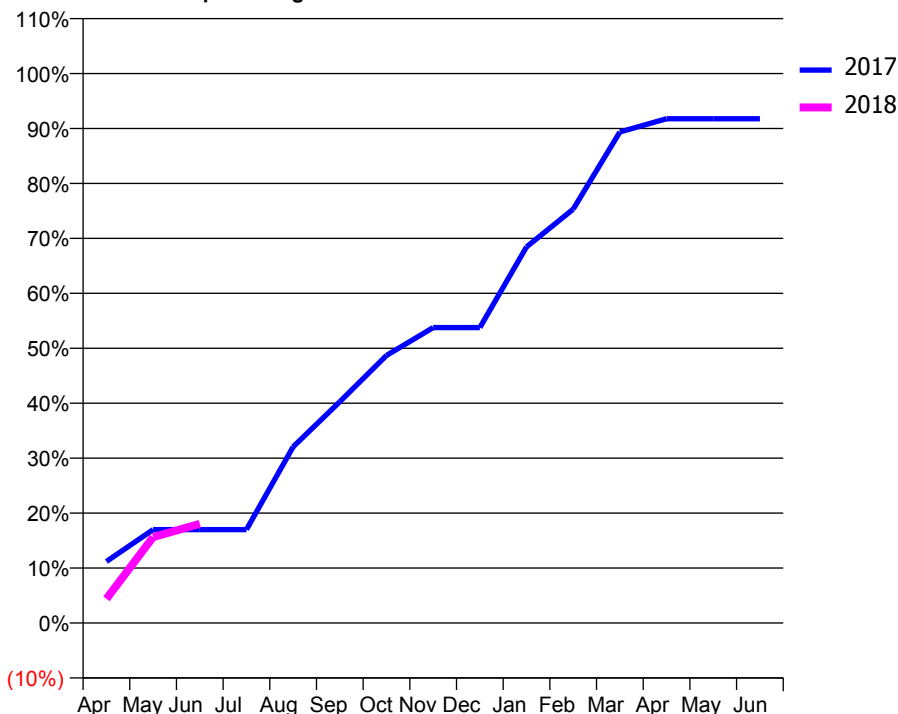
ACCESS*

Patients seen in 24 months	Total	Change since previous quarter
Quarter ending June 2016	198	
Quarter ending September 2016	202	↑
Quarter ending December 2016	202	→
Quarter ending March 2017	212	↑
Quarter ending June 2017	207	↓
Variance since June 2016	4.5%	↑



ACTIVITY

Cumulative percentage of contracted UDA delivered 2017 & 2018



Month	Adjusted Scheduled Activity (UDA)	
	2017	2018
April	56	22
May	85	78
June	85	90
July	85	
August	160	
September	201	
October	243	
November	269	
December	269	
January	342	
February	377	
March	447	
April	459	
May	459	
June	459	

QUALITY

	Quantity	Base Number	Contract	AT	Region	England
% of FP17s for the same patient ID Re-attending within 3 months - Children	4	61	6.6%	11.9%	13.0%	12.0%
% of FP17s for the same patient ID Re-attending within 3 months - Adults	2	5	40.0%	17.0%	16.6%	16.0%
% of FP17s for the same patient ID Re-attending between 3 & 9 months - Children	43	61	70.5%	57.3%	59.5%	58.0%
% of FP17s for the same patient ID Re-attending between 3 & 9 months - Adults	2	5	40.0%	51.3%	53.1%	50.9%
% of FP17s for Band 1 Urgent Courses	1	58	1.7%	9.7%	9.3%	9.1%
% of FP17s Relating to Free Repair or Replacements	0	58	0.0%	1.1%	1.0%	0.8%
% of FP17s Relating to Continuations	0	58	0.0%	1.4%	1.3%	1.1%
% of Patients satisfied with the dentistry they have received	2	2	N/A	92.7%	91.9%	91.7%
% of Patients satisfied with the time they had to wait for an appointment	2	2	N/A	92.5%	88.7%	88.0%

* This is based on patients treated on this contract for their most recent course of treatment. Figures in italics indicate the base number of FP17s or Patient Questionnaire responses are less than 100. N/A is shown where the base number of responses is less than 10 during the period. % is calculated as Quantity/Base number*100

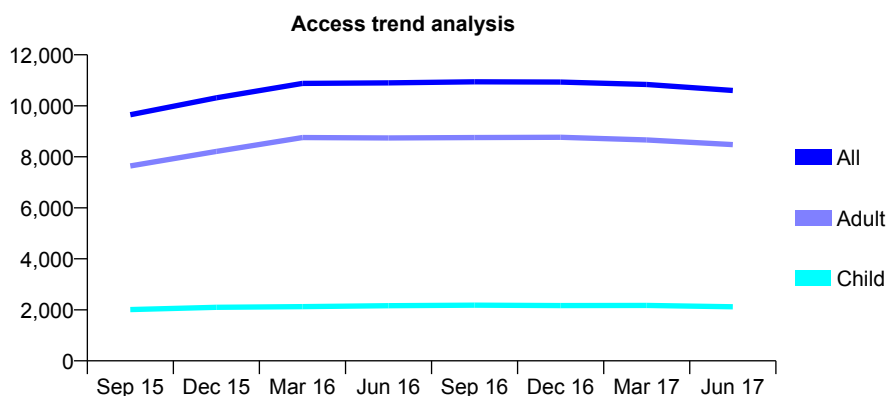
Q44 - Vital Signs At a Glance Contract Report for 152528/0001 - June 2017

Name or company name	Northgate Dental Health
Contract type name	GDS Contract
Purpose of contract	General
Contract start date	01/04/2014
Contract end date	

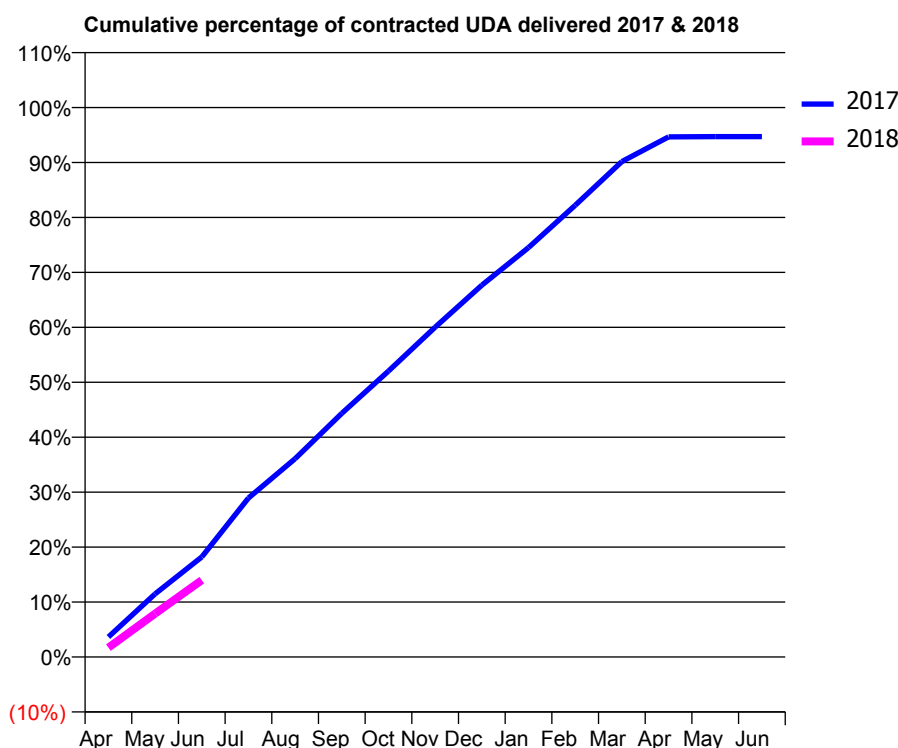
17/18 Contracted general activity (UDA)	30,330
Carry forward general activity (UDA)	0
17/18 Contracted orthodontic activity (UOA)	0
Carry forward orthodontic activity (UOA)	0
Baseline contract value	£715,252.23

ACCESS*

Patients seen in 24 months	Total	Change since previous quarter
Quarter ending June 2016	10,901	
Quarter ending September 2016	10,939	→
Quarter ending December 2016	10,933	→
Quarter ending March 2017	10,839	→
Quarter ending June 2017	10,600	↓
Variance since June 2016	(2.8%)	↓



ACTIVITY



Month	Adjusted Scheduled Activity (UDA)	
	2017	2018
April	1,107	516
May	3,486	2,399
June	5,524	4,247
July	8,777	
August	10,949	
September	13,448	
October	15,782	
November	18,204	
December	20,526	
January	22,598	
February	24,932	
March	27,350	
April	28,705	
May	28,724	
June	28,726	

QUALITY

	Quantity	Base Number	Contract	AT	Region	England
% of FP17s for the same patient ID Re-attending within 3 months - Children	63	650	9.7%	11.9%	13.0%	12.0%
% of FP17s for the same patient ID Re-attending within 3 months - Adults	405	2,335	17.3%	17.0%	16.6%	16.0%
% of FP17s for the same patient ID Re-attending between 3 & 9 months - Children	383	650	58.9%	57.3%	59.5%	58.0%
% of FP17s for the same patient ID Re-attending between 3 & 9 months - Adults	1,090	2,335	46.7%	51.3%	53.1%	50.9%
% of FP17s for Band 1 Urgent Courses	359	2,304	15.6%	9.7%	9.3%	9.1%
% of FP17s Relating to Free Repair or Replacements	8	2,304	0.3%	1.1%	1.0%	0.8%
% of FP17s Relating to Continuations	35	2,304	1.5%	1.4%	1.3%	1.1%
% of Patients satisfied with the dentistry they have received	22	23	95.7%	92.7%	91.9%	91.7%
% of Patients satisfied with the time they had to wait for an appointment	21	23	91.3%	92.5%	88.7%	88.0%

* This is based on patients treated on this contract for their most recent course of treatment. Figures in italics indicate the base number of FP17s or Patient Questionnaire responses are less than 100. N/A is shown where the base number of responses is less than 10 during the period. % is calculated as Quantity/Base number*100

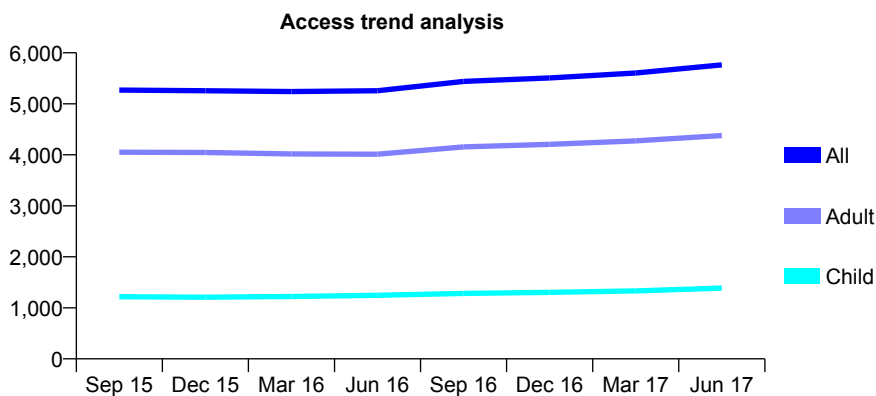
Q44 - Vital Signs At a Glance Contract Report for 152730/0001 - June 2017

Name or company name	PJS CARE LTD
Contract type name	GDS Contract
Purpose of contract	General
Contract start date	01/04/2011
Contract end date	

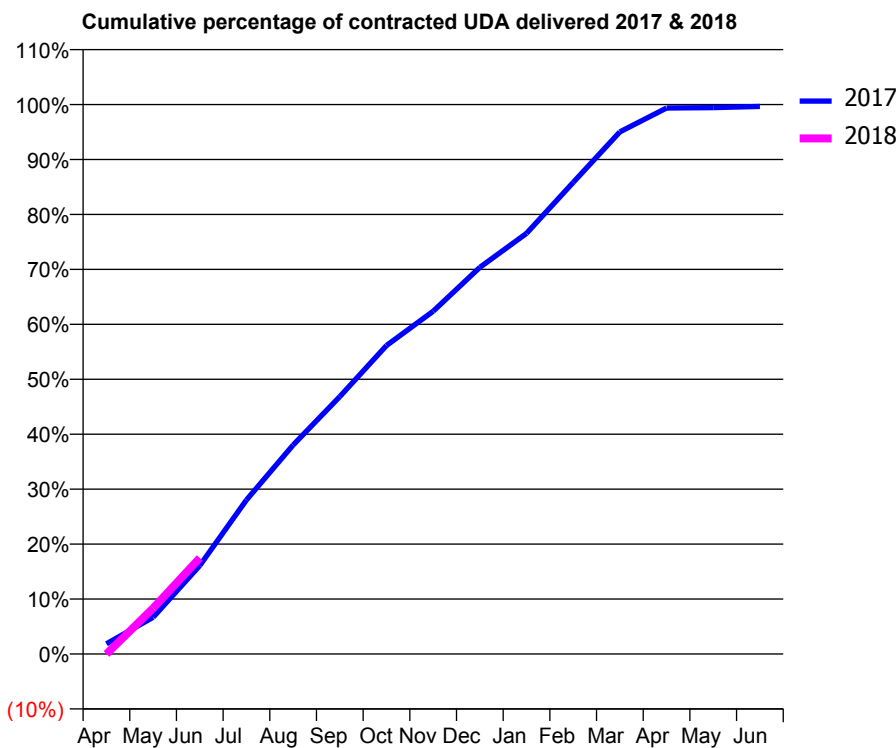
17/18 Contracted general activity (UDA)	15,554
Carry forward general activity (UDA)	0
17/18 Contracted orthodontic activity (UOA)	0
Carry forward orthodontic activity (UOA)	0
Baseline contract value	£426,185.74

ACCESS*

Patients seen in 24 months	Total	Change since previous quarter
Quarter ending June 2016	5,256	
Quarter ending September 2016	5,439	↑
Quarter ending December 2016	5,507	→
Quarter ending March 2017	5,603	→
Quarter ending June 2017	5,764	↑
Variance since June 2016	9.7%	↑



ACTIVITY



Month	Adjusted Scheduled Activity (UDA)	
	2017	2018
April	289	3
May	1,041	1,298
June	2,505	2,721
July	4,361	
August	5,918	
September	7,288	
October	8,730	
November	9,701	
December	10,946	
January	11,906	
February	13,350	
March	14,778	
April	15,455	
May	15,465	
June	15,499	

QUALITY

	Quantity	Base Number	Contract	AT	Region	England
% of FP17s for the same patient ID Re-attending within 3 months - Children	68	646	10.5%	11.9%	13.0%	12.0%
% of FP17s for the same patient ID Re-attending within 3 months - Adults	205	1,355	15.1%	17.0%	16.6%	16.0%
% of FP17s for the same patient ID Re-attending between 3 & 9 months - Children	367	646	56.8%	57.3%	59.5%	58.0%
% of FP17s for the same patient ID Re-attending between 3 & 9 months - Adults	555	1,355	41.0%	51.3%	53.1%	50.9%
% of FP17s for Band 1 Urgent Courses	138	1,487	9.3%	9.7%	9.3%	9.1%
% of FP17s Relating to Free Repair or Replacements	12	1,487	0.8%	1.1%	1.0%	0.8%
% of FP17s Relating to Continuations	5	1,487	0.3%	1.4%	1.3%	1.1%
% of Patients satisfied with the dentistry they have received	14	14	100.0%	92.7%	91.9%	91.7%
% of Patients satisfied with the time they had to wait for an appointment	13	14	92.9%	92.5%	88.7%	88.0%

* This is based on patients treated on this contract for their most recent course of treatment. Figures in italics indicate the base number of FP17s or Patient Questionnaire responses are less than 100. N/A is shown where the base number of responses is less than 10 during the period. % is calculated as Quantity/Base number*100

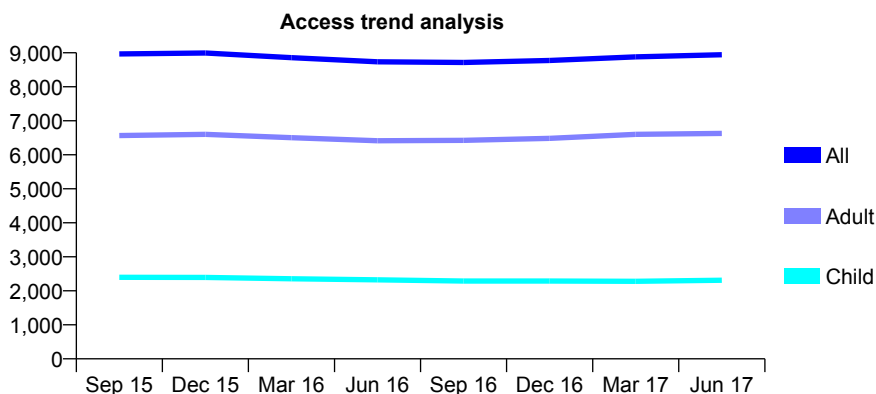
Q44 - Vital Signs At a Glance Contract Report for 152730/0002 - June 2017

Name or company name	PJS CARE LTD
Contract type name	GDS Contract
Purpose of contract	General
Contract start date	01/04/2011
Contract end date	

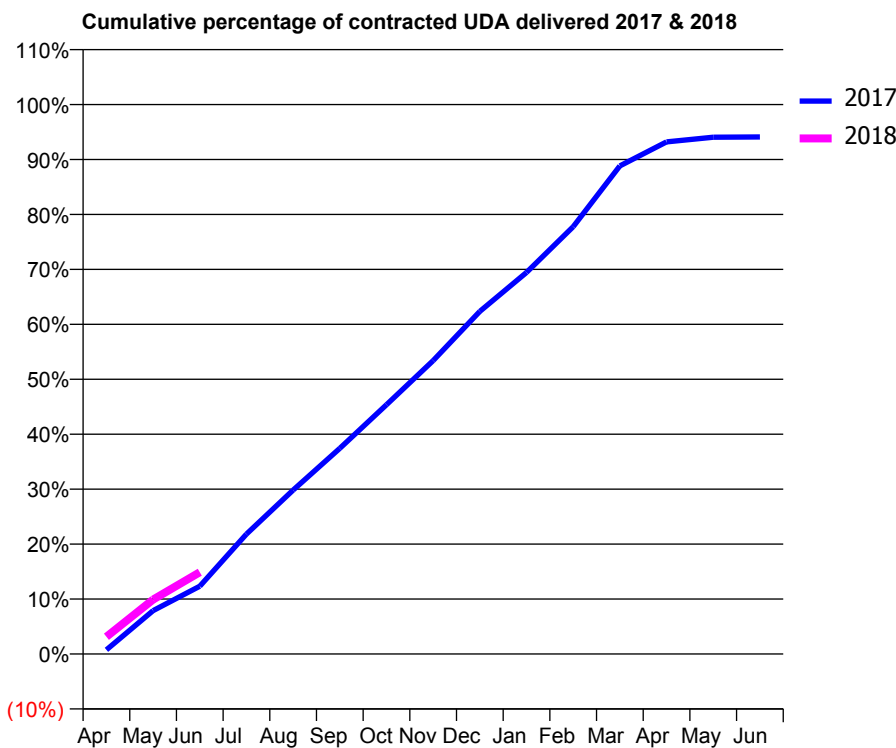
17/18 Contracted general activity (UDA)	26,924
Carry forward general activity (UDA)	0
17/18 Contracted orthodontic activity (UOA)	0
Carry forward orthodontic activity (UOA)	0
Baseline contract value	£825,310.90

ACCESS*

Patients seen in 24 months	Total	Change since previous quarter
Quarter ending June 2016	8,736	
Quarter ending September 2016	8,714	→
Quarter ending December 2016	8,773	→
Quarter ending March 2017	8,882	→
Quarter ending June 2017	8,943	→
Variance since June 2016	2.4%	↑



ACTIVITY



Month	Adjusted Scheduled Activity (UDA)	
	2017	2018
April	205	848
May	2,124	2,667
June	3,322	4,006
July	5,874	
August	8,035	
September	10,081	
October	12,217	
November	14,379	
December	16,786	
January	18,697	
February	20,937	
March	23,918	
April	25,090	
May	25,319	
June	25,337	

QUALITY

	Quantity	Base Number	Contract	AT	Region	England
% of FP17s for the same patient ID Re-attending within 3 months - Children	90	844	10.7%	11.9%	13.0%	12.0%
% of FP17s for the same patient ID Re-attending within 3 months - Adults	347	1,848	18.8%	17.0%	16.6%	16.0%
% of FP17s for the same patient ID Re-attending between 3 & 9 months - Children	344	844	40.8%	57.3%	59.5%	58.0%
% of FP17s for the same patient ID Re-attending between 3 & 9 months - Adults	729	1,848	39.4%	51.3%	53.1%	50.9%
% of FP17s for Band 1 Urgent Courses	229	1,918	11.9%	9.7%	9.3%	9.1%
% of FP17s Relating to Free Repair or Replacements	18	1,918	0.9%	1.1%	1.0%	0.8%
% of FP17s Relating to Continuations	14	1,918	0.7%	1.4%	1.3%	1.1%
% of Patients satisfied with the dentistry they have received	20	20	100.0%	92.7%	91.9%	91.7%
% of Patients satisfied with the time they had to wait for an appointment	17	20	85.0%	92.5%	88.7%	88.0%

* This is based on patients treated on this contract for their most recent course of treatment. Figures in italics indicate the base number of FP17s or Patient Questionnaire responses are less than 100. N/A is shown where the base number of responses is less than 10 during the period. % is calculated as Quantity/Base number*100

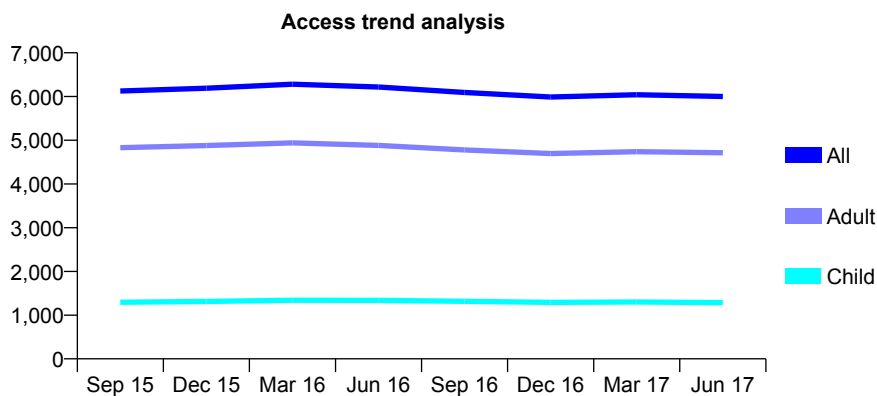
Q44 - Vital Signs At a Glance Contract Report for 156558/0001 - June 2017

Name or company name	Wentworth Practice Ltd
Contract type name	GDS Contract
Purpose of contract	General
Contract start date	12/07/2008
Contract end date	

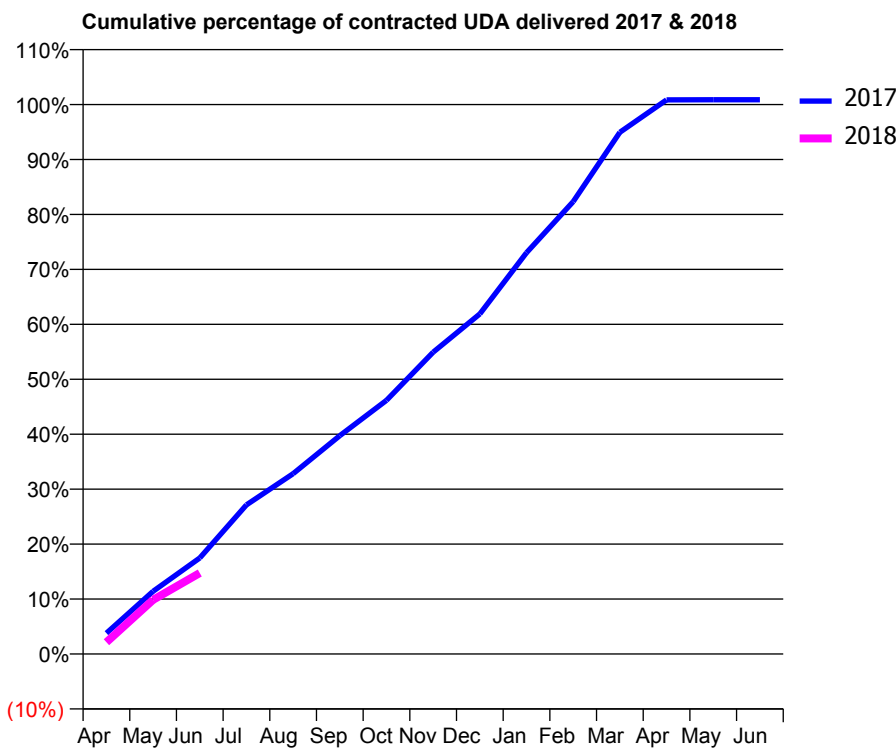
17/18 Contracted general activity (UDA)	17,605
Carry forward general activity (UDA)	0
17/18 Contracted orthodontic activity (UOA)	0
Carry forward orthodontic activity (UOA)	0
Baseline contract value	£457,299.84

ACCESS*

Patients seen in 24 months	Total	Change since previous quarter
Quarter ending June 2016	6,219	
Quarter ending September 2016	6,094	↓
Quarter ending December 2016	5,990	↓
Quarter ending March 2017	6,041	→
Quarter ending June 2017	6,000	→
Variance since June 2016	(3.5%)	↓



ACTIVITY



Month	Adjusted Scheduled Activity (UDA)	
	2017	2018
April	668	378
May	2,012	1,739
June	3,080	2,596
July	4,778	
August	5,777	
September	6,997	
October	8,129	
November	9,670	
December	10,896	
January	12,856	
February	14,495	
March	16,715	
April	17,754	
May	17,756	
June	17,757	

QUALITY

	Quantity	Base Number	Contract	AT	Region	England
% of FP17s for the same patient ID Re-attending within 3 months - Children	35	402	8.7%	11.9%	13.0%	12.0%
% of FP17s for the same patient ID Re-attending within 3 months - Adults	316	1,538	20.5%	17.0%	16.6%	16.0%
% of FP17s for the same patient ID Re-attending between 3 & 9 months - Children	213	402	53.0%	57.3%	59.5%	58.0%
% of FP17s for the same patient ID Re-attending between 3 & 9 months - Adults	821	1,538	53.4%	51.3%	53.1%	50.9%
% of FP17s for Band 1 Urgent Courses	184	1,499	12.3%	9.7%	9.3%	9.1%
% of FP17s Relating to Free Repair or Replacements	20	1,499	1.3%	1.1%	1.0%	0.8%
% of FP17s Relating to Continuations	50	1,499	3.3%	1.4%	1.3%	1.1%
% of Patients satisfied with the dentistry they have received	29	32	90.6%	92.7%	91.9%	91.7%
% of Patients satisfied with the time they had to wait for an appointment	29	32	90.6%	92.5%	88.7%	88.0%

* This is based on patients treated on this contract for their most recent course of treatment. Figures in italics indicate the base number of FP17s or Patient Questionnaire responses are less than 100. N/A is shown where the base number of responses is less than 10 during the period. % is calculated as Quantity/Base number*100

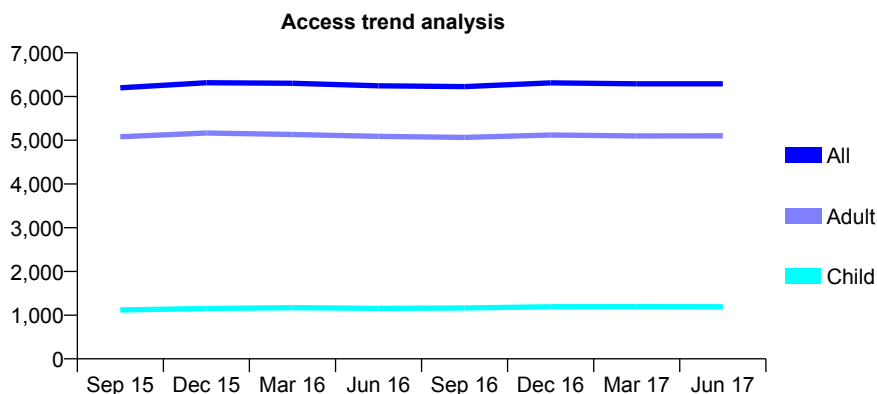
Q44 - Vital Signs At a Glance Contract Report for 156647/0001 - June 2017

Name or company name	Hosside Dental Partnership
Contract type name	GDS Contract
Purpose of contract	General
Contract start date	26/04/2013
Contract end date	

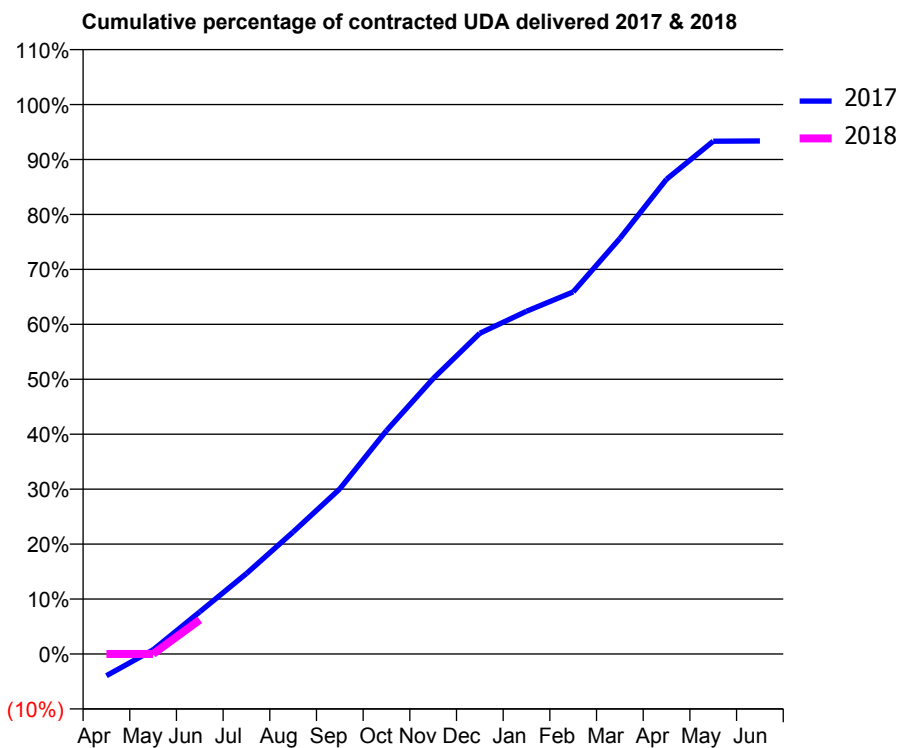
17/18 Contracted general activity (UDA)	19,498
Carry forward general activity (UDA)	0
17/18 Contracted orthodontic activity (UOA)	0
Carry forward orthodontic activity (UOA)	0
Baseline contract value	£527,653.82

ACCESS*

Patients seen in 24 months	Total	Change since previous quarter
Quarter ending June 2016	6,244	
Quarter ending September 2016	6,227	→
Quarter ending December 2016	6,311	→
Quarter ending March 2017	6,290	→
Quarter ending June 2017	6,291	→
Variance since June 2016	0.8%	→



ACTIVITY



Month	Adjusted Scheduled Activity (UDA)	
	2017	2018
April	-775	0
May	149	0
June	1,496	1,212
July	2,857	
August	4,333	
September	5,859	
October	7,928	
November	9,775	
December	11,380	
January	12,161	
February	12,848	
March	14,746	
April	16,848	
May	18,196	
June	18,203	

QUALITY

	Quantity	Base Number	Contract	AT	Region	England
% of FP17s for the same patient ID Re-attending within 3 months - Children	17	427	4.0%	11.9%	13.0%	12.0%
% of FP17s for the same patient ID Re-attending within 3 months - Adults	222	1,713	13.0%	17.0%	16.6%	16.0%
% of FP17s for the same patient ID Re-attending between 3 & 9 months - Children	301	427	70.5%	57.3%	59.5%	58.0%
% of FP17s for the same patient ID Re-attending between 3 & 9 months - Adults	975	1,713	56.9%	51.3%	53.1%	50.9%
% of FP17s for Band 1 Urgent Courses	42	518	8.1%	9.7%	9.3%	9.1%
% of FP17s Relating to Free Repair or Replacements	7	518	1.4%	1.1%	1.0%	0.8%
% of FP17s Relating to Continuations	13	518	2.5%	1.4%	1.3%	1.1%
% of Patients satisfied with the dentistry they have received	24	25	96.0%	92.7%	91.9%	91.7%
% of Patients satisfied with the time they had to wait for an appointment	23	25	92.0%	92.5%	88.7%	88.0%

* This is based on patients treated on this contract for their most recent course of treatment. Figures in italics indicate the base number of FP17s or Patient Questionnaire responses are less than 100. N/A is shown where the base number of responses is less than 10 during the period. % is calculated as Quantity/Base number*100

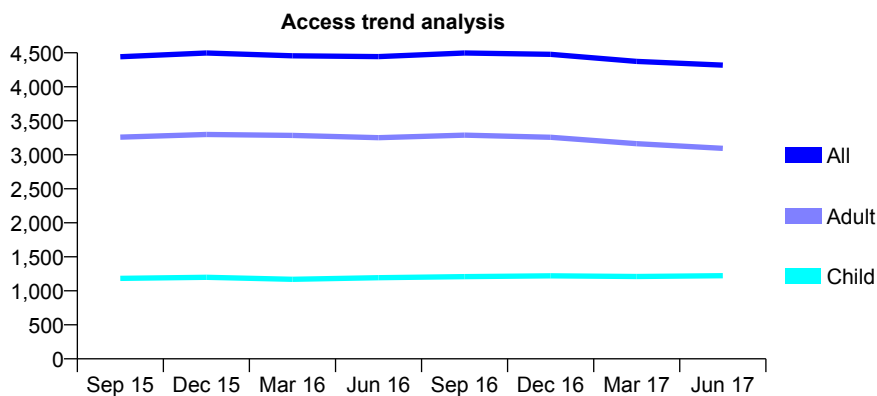
Q44 - Vital Signs At a Glance Contract Report for 157384/0001 - June 2017

Name or company name	Fearnhead Dental Surgery
Contract type name	GDS Contract
Purpose of contract	General
Contract start date	01/11/2011
Contract end date	

17/18 Contracted general activity (UDA)	12,385
Carry forward general activity (UDA)	0
17/18 Contracted orthodontic activity (UOA)	0
Carry forward orthodontic activity (UOA)	0
Baseline contract value	£372,485.69

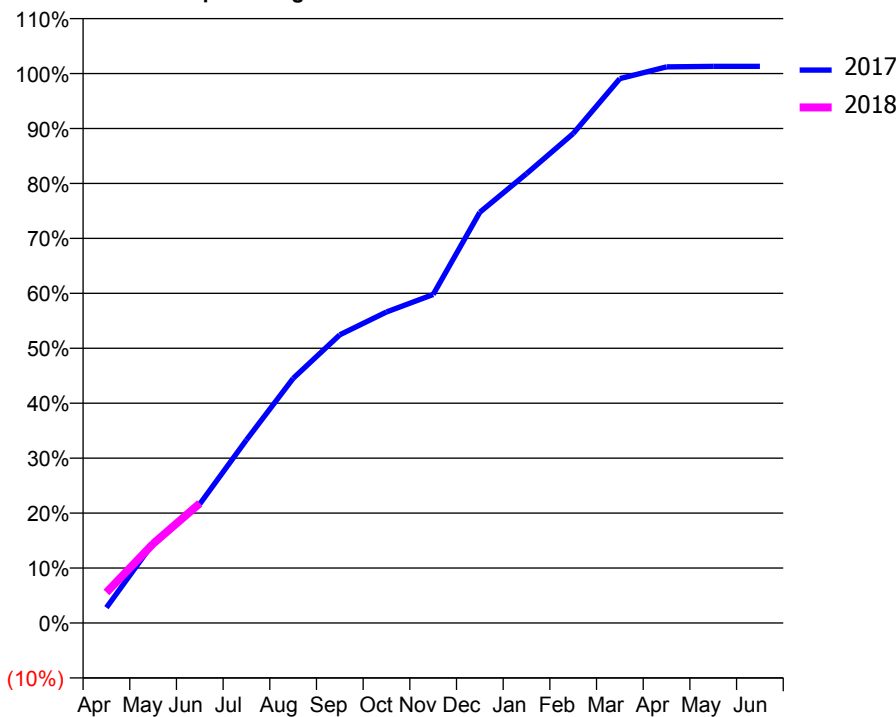
ACCESS*

Patients seen in 24 months	Total	Change since previous quarter
Quarter ending June 2016	4,445	
Quarter ending September 2016	4,498	→
Quarter ending December 2016	4,478	→
Quarter ending March 2017	4,374	↓
Quarter ending June 2017	4,319	↓
Variance since June 2016	(2.8%)	↓



ACTIVITY

Cumulative percentage of contracted UDA delivered 2017 & 2018



Month	Adjusted Scheduled Activity (UDA)	
	2017	2018
April	348	689
May	1,799	1,786
June	2,681	2,698
July	4,129	
August	5,513	
September	6,495	
October	7,012	
November	7,405	
December	9,259	
January	10,127	
February	11,033	
March	12,270	
April	12,535	
May	12,546	
June	12,545	

QUALITY

	Quantity	Base Number	Contract	AT	Region	England
% of FP17s for the same patient ID Re-attending within 3 months - Children	35	399	8.8%	11.9%	13.0%	12.0%
% of FP17s for the same patient ID Re-attending within 3 months - Adults	112	912	12.3%	17.0%	16.6%	16.0%
% of FP17s for the same patient ID Re-attending between 3 & 9 months - Children	174	399	43.6%	57.3%	59.5%	58.0%
% of FP17s for the same patient ID Re-attending between 3 & 9 months - Adults	394	912	43.2%	51.3%	53.1%	50.9%
% of FP17s for Band 1 Urgent Courses	58	1,184	4.9%	9.7%	9.3%	9.1%
% of FP17s Relating to Free Repair or Replacements	2	1,184	0.2%	1.1%	1.0%	0.8%
% of FP17s Relating to Continuations	27	1,184	2.3%	1.4%	1.3%	1.1%
% of Patients satisfied with the dentistry they have received	7	8	N/A	92.7%	91.9%	91.7%
% of Patients satisfied with the time they had to wait for an appointment	6	8	N/A	92.5%	88.7%	88.0%

* This is based on patients treated on this contract for their most recent course of treatment. Figures in italics indicate the base number of FP17s or Patient Questionnaire responses are less than 100. N/A is shown where the base number of responses is less than 10 during the period. % is calculated as Quantity/Base number*100

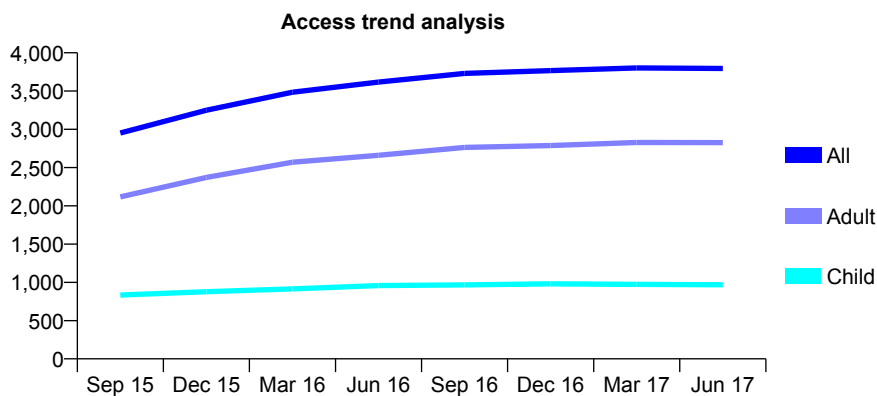
Q44 - Vital Signs At a Glance Contract Report for 158712/0001 - June 2017

Name or company name	Bollington Dental Practice Limited
Contract type name	GDS Contract
Purpose of contract	General
Contract start date	01/10/2014
Contract end date	

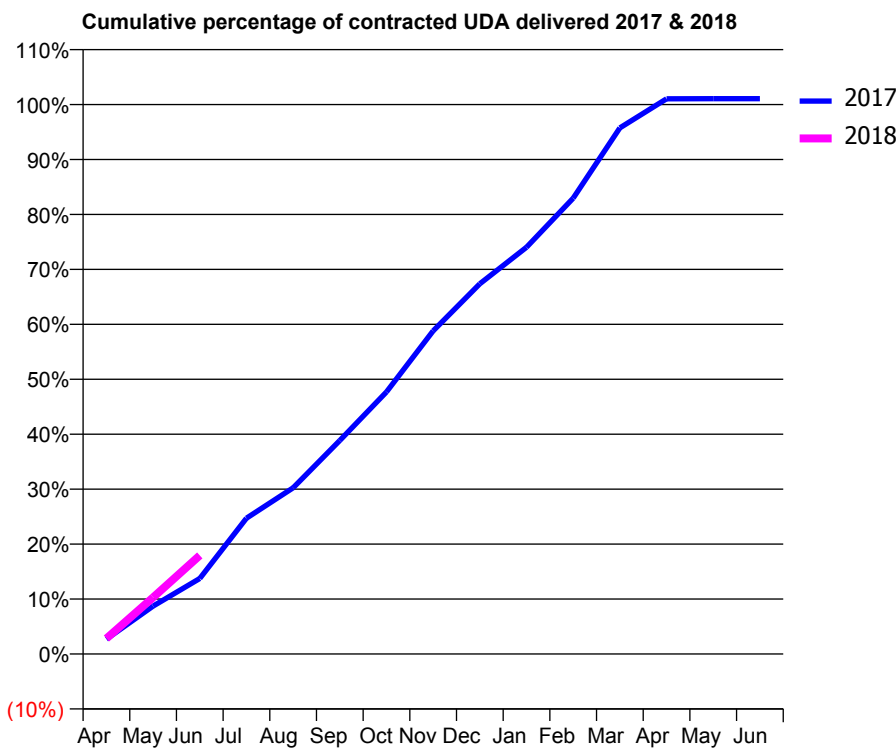
17/18 Contracted general activity (UDA)	8,980
Carry forward general activity (UDA)	0
17/18 Contracted orthodontic activity (UOA)	0
Carry forward orthodontic activity (UOA)	0
Baseline contract value	£278,142.23

ACCESS*

Patients seen in 24 months	Total	Change since previous quarter
Quarter ending June 2016	3,617	
Quarter ending September 2016	3,731	↑
Quarter ending December 2016	3,768	→
Quarter ending March 2017	3,802	→
Quarter ending June 2017	3,795	→
Variance since June 2016	4.9%	↑



ACTIVITY



Month	Adjusted Scheduled Activity (UDA)	
	2017	2018
April	244	253
May	784	924
June	1,235	1,612
July	2,220	
August	2,716	
September	3,490	
October	4,283	
November	5,280	
December	6,051	
January	6,648	
February	7,449	
March	8,599	
April	9,073	
May	9,075	
June	9,076	

QUALITY

	Quantity	Base Number	Contract	AT	Region	England
% of FP17s for the same patient ID Re-attending within 3 months - Children	24	337	7.1%	11.9%	13.0%	12.0%
% of FP17s for the same patient ID Re-attending within 3 months - Adults	112	720	15.6%	17.0%	16.6%	16.0%
% of FP17s for the same patient ID Re-attending between 3 & 9 months - Children	196	337	58.2%	57.3%	59.5%	58.0%
% of FP17s for the same patient ID Re-attending between 3 & 9 months - Adults	175	720	24.3%	51.3%	53.1%	50.9%
% of FP17s for Band 1 Urgent Courses	91	849	10.7%	9.7%	9.3%	9.1%
% of FP17s Relating to Free Repair or Replacements	12	849	1.4%	1.1%	1.0%	0.8%
% of FP17s Relating to Continuations	7	849	0.8%	1.4%	1.3%	1.1%
% of Patients satisfied with the dentistry they have received	9	10	90.0%	92.7%	91.9%	91.7%
% of Patients satisfied with the time they had to wait for an appointment	9	10	90.0%	92.5%	88.7%	88.0%

* This is based on patients treated on this contract for their most recent course of treatment. Figures in italics indicate the base number of FP17s or Patient Questionnaire responses are less than 100. N/A is shown where the base number of responses is less than 10 during the period. % is calculated as Quantity/Base number*100

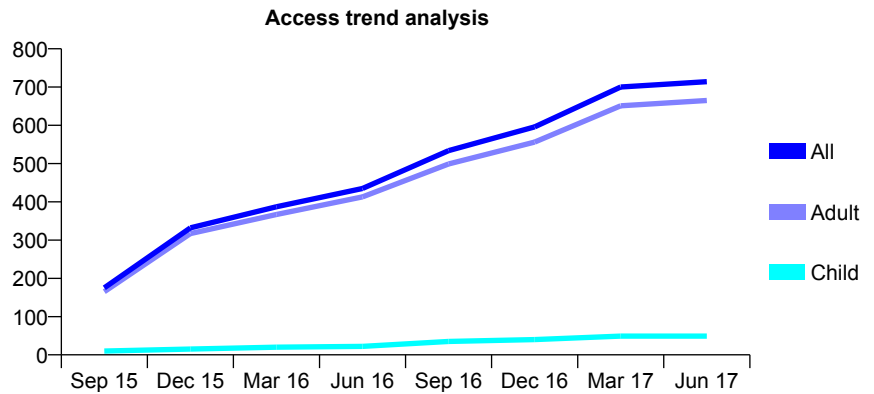
Q44 - Vital Signs At a Glance Contract Report for 160059/0014 - June 2017

Name or company name	REVIVE DENTAL CARE LIMITED
Contract type name	PDS Contract
Purpose of contract	General
Contract start date	01/04/2015
Contract end date	31/03/2018

17/18 Contracted general activity (UDA)	15,000
Carry forward general activity (UDA)	0
17/18 Contracted orthodontic activity (UOA)	0
Carry forward orthodontic activity (UOA)	0
Baseline contract value	£397,545.60

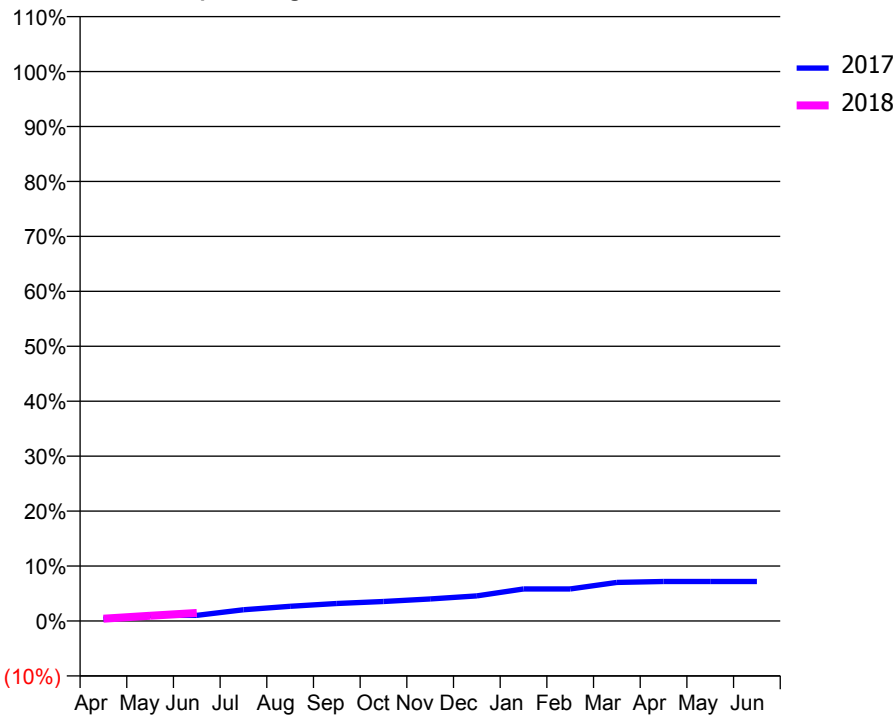
ACCESS*

Patients seen in 24 months	Total	Change since previous quarter
Quarter ending June 2016	435	
Quarter ending September 2016	534	↑
Quarter ending December 2016	596	↑
Quarter ending March 2017	700	↑
Quarter ending June 2017	714	↑
Variance since June 2016	64.1%	↑



ACTIVITY

Cumulative percentage of contracted UDA delivered 2017 & 2018



Month	Adjusted Scheduled Activity (UDA)	
	2017	2018
April	52	64
May	154	143
June	154	220
July	308	
August	403	
September	478	
October	534	
November	604	
December	685	
January	877	
February	877	
March	1,052	
April	1,080	
May	1,080	
June	1,080	

QUALITY

	Quantity	Base Number	Contract	AT	Region	England
% of FP17s for the same patient ID Re-attending within 3 months - Children	0	27	0.0%	11.9%	13.0%	12.0%
% of FP17s for the same patient ID Re-attending within 3 months - Adults	3	179	1.7%	17.0%	16.6%	16.0%
% of FP17s for the same patient ID Re-attending between 3 & 9 months - Children	0	27	0.0%	57.3%	59.5%	58.0%
% of FP17s for the same patient ID Re-attending between 3 & 9 months - Adults	2	179	1.1%	51.3%	53.1%	50.9%
% of FP17s for Band 1 Urgent Courses	183	183	100.0%	9.7%	9.3%	9.1%
% of FP17s Relating to Free Repair or Replacements	0	183	0.0%	1.1%	1.0%	0.8%
% of FP17s Relating to Continuations	0	183	0.0%	1.4%	1.3%	1.1%
% of Patients satisfied with the dentistry they have received	0	0	N/A	92.7%	91.9%	91.7%
% of Patients satisfied with the time they had to wait for an appointment	0	0	N/A	92.5%	88.7%	88.0%

* This is based on patients treated on this contract for their most recent course of treatment. Figures in italics indicate the base number of FP17s or Patient Questionnaire responses are less than 100. N/A is shown where the base number of responses is less than 10 during the period. % is calculated as Quantity/Base number*100

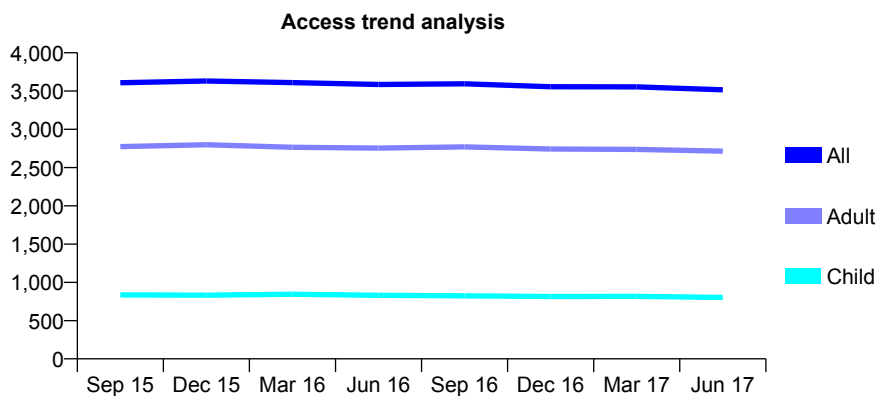
Q44 - Vital Signs At a Glance Contract Report for 160075/0001 - June 2017

Name or company name	Arrowe Park Dental Practice
Contract type name	GDS Contract
Purpose of contract	General
Contract start date	01/11/2012
Contract end date	

17/18 Contracted general activity (UDA)	13,875
Carry forward general activity (UDA)	0
17/18 Contracted orthodontic activity (UOA)	0
Carry forward orthodontic activity (UOA)	0
Baseline contract value	£400,776.13

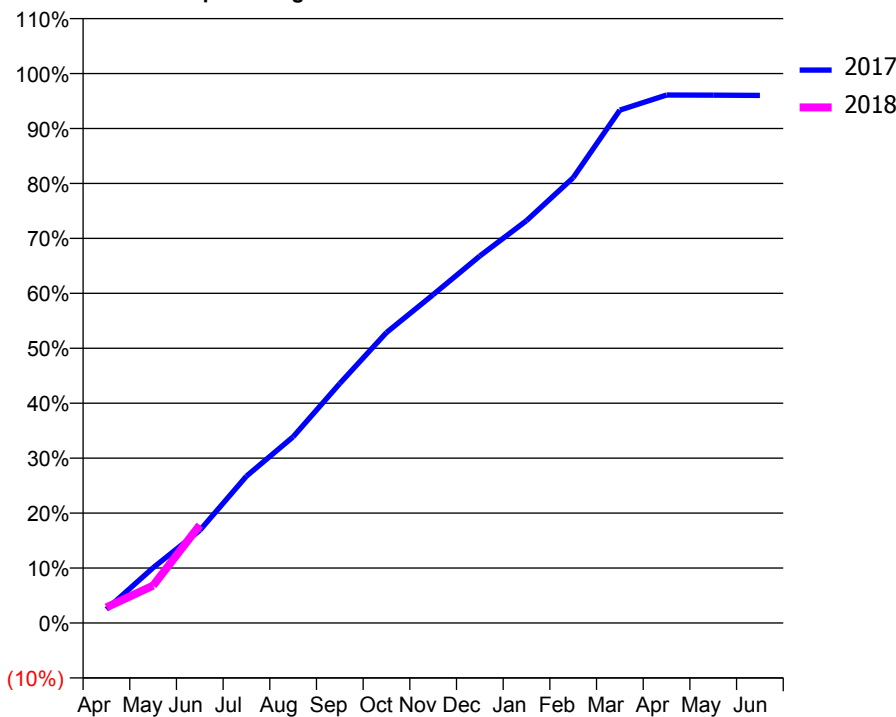
ACCESS*

Patients seen in 24 months	Total	Change since previous quarter
Quarter ending June 2016	3,586	
Quarter ending September 2016	3,594	→
Quarter ending December 2016	3,557	↓
Quarter ending March 2017	3,554	→
Quarter ending June 2017	3,517	↓
Variance since June 2016	(1.9%)	↓



ACTIVITY

Cumulative percentage of contracted UDA delivered 2017 & 2018



Adjusted Scheduled Activity (UDA)

Month	2017	2018
April	344	397
May	1,394	944
June	2,338	2,472
July	3,707	
August	4,704	
September	6,049	
October	7,336	
November	8,291	
December	9,266	
January	10,160	
February	11,245	
March	12,951	
April	13,333	
May	13,328	
June	13,323	

QUALITY

	Quantity	Base Number	Contract	AT	Region	England
% of FP17s for the same patient ID Re-attending within 3 months - Children	19	246	7.7%	11.9%	13.0%	12.0%
% of FP17s for the same patient ID Re-attending within 3 months - Adults	183	898	20.4%	17.0%	16.6%	16.0%
% of FP17s for the same patient ID Re-attending between 3 & 9 months - Children	139	246	56.5%	57.3%	59.5%	58.0%
% of FP17s for the same patient ID Re-attending between 3 & 9 months - Adults	512	898	57.0%	51.3%	53.1%	50.9%
% of FP17s for Band 1 Urgent Courses	52	994	5.2%	9.7%	9.3%	9.1%
% of FP17s Relating to Free Repair or Replacements	28	994	2.8%	1.1%	1.0%	0.8%
% of FP17s Relating to Continuations	16	994	1.6%	1.4%	1.3%	1.1%
% of Patients satisfied with the dentistry they have received	12	13	92.3%	92.7%	91.9%	91.7%
% of Patients satisfied with the time they had to wait for an appointment	13	13	100.0%	92.5%	88.7%	88.0%

* This is based on patients treated on this contract for their most recent course of treatment. Figures in italics indicate the base number of FP17s or Patient Questionnaire responses are less than 100. N/A is shown where the base number of responses is less than 10 during the period. % is calculated as Quantity/Base number*100

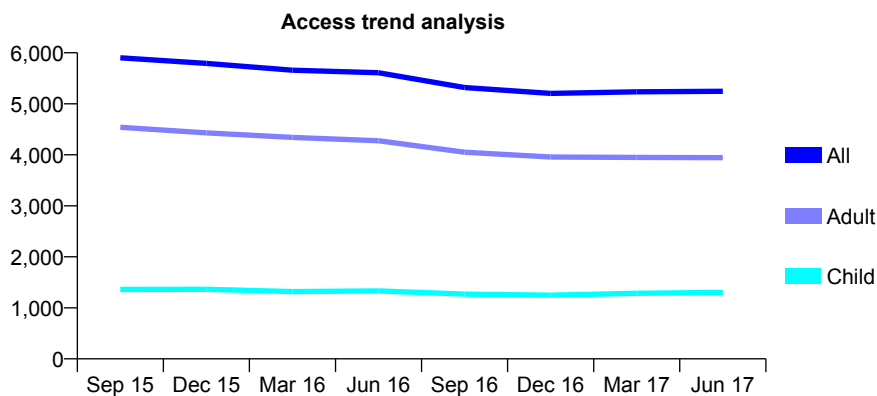
Q44 - Vital Signs At a Glance Contract Report for 160849/0001 - June 2017

Name or company name	Abbotts and Ward
Contract type name	GDS Contract
Purpose of contract	General
Contract start date	01/05/2013
Contract end date	

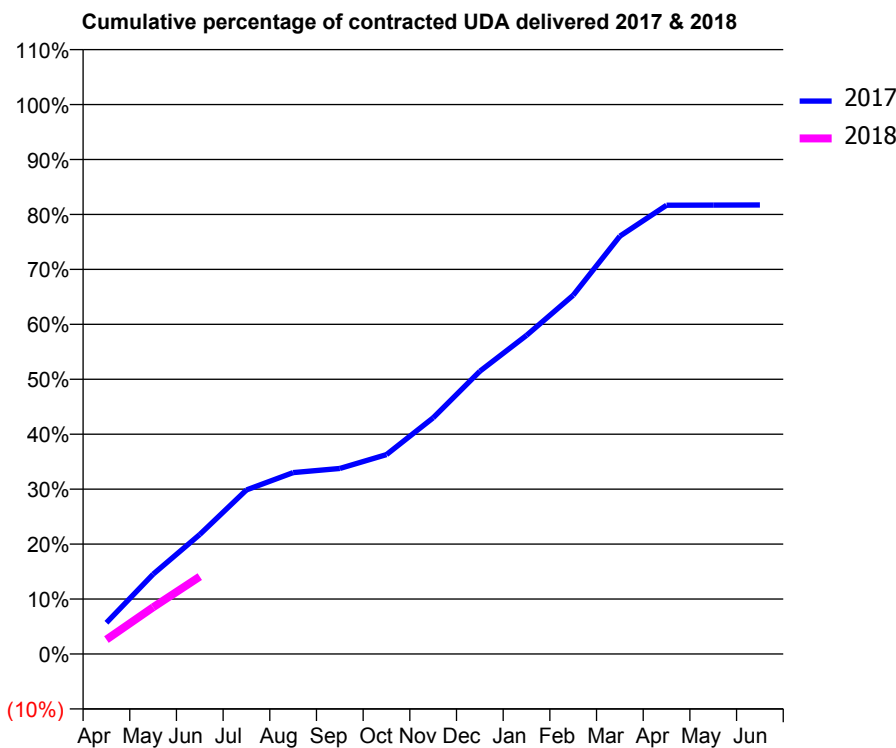
17/18 Contracted general activity (UDA)	17,000
Carry forward general activity (UDA)	0
17/18 Contracted orthodontic activity (UOA)	0
Carry forward orthodontic activity (UOA)	0
Baseline contract value	£405,654.99

ACCESS*

Patients seen in 24 months	Total	Change since previous quarter
Quarter ending June 2016	5,608	
Quarter ending September 2016	5,319	↓
Quarter ending December 2016	5,204	↓
Quarter ending March 2017	5,235	→
Quarter ending June 2017	5,247	→
Variance since June 2016	(6.4%)	↓



ACTIVITY



Month	Adjusted Scheduled Activity (UDA)	
	2017	2018
April	967	448
May	2,471	1,444
June	3,700	2,396
July	5,075	
August	5,612	
September	5,741	
October	6,169	
November	7,309	
December	8,746	
January	9,857	
February	11,098	
March	12,926	
April	13,885	
May	13,887	
June	13,891	

QUALITY

	Quantity	Base Number	Contract	AT	Region	England
% of FP17s for the same patient ID Re-attending within 3 months - Children	34	441	7.7%	11.9%	13.0%	12.0%
% of FP17s for the same patient ID Re-attending within 3 months - Adults	230	1,315	17.5%	17.0%	16.6%	16.0%
% of FP17s for the same patient ID Re-attending between 3 & 9 months - Children	164	441	37.2%	57.3%	59.5%	58.0%
% of FP17s for the same patient ID Re-attending between 3 & 9 months - Adults	581	1,315	44.2%	51.3%	53.1%	50.9%
% of FP17s for Band 1 Urgent Courses	139	1,398	9.9%	9.7%	9.3%	9.1%
% of FP17s Relating to Free Repair or Replacements	10	1,398	0.7%	1.1%	1.0%	0.8%
% of FP17s Relating to Continuations	11	1,398	0.8%	1.4%	1.3%	1.1%
% of Patients satisfied with the dentistry they have received	10	10	100.0%	92.7%	91.9%	91.7%
% of Patients satisfied with the time they had to wait for an appointment	9	10	90.0%	92.5%	88.7%	88.0%

* This is based on patients treated on this contract for their most recent course of treatment. Figures in italics indicate the base number of FP17s or Patient Questionnaire responses are less than 100. N/A is shown where the base number of responses is less than 10 during the period. % is calculated as Quantity/Base number*100

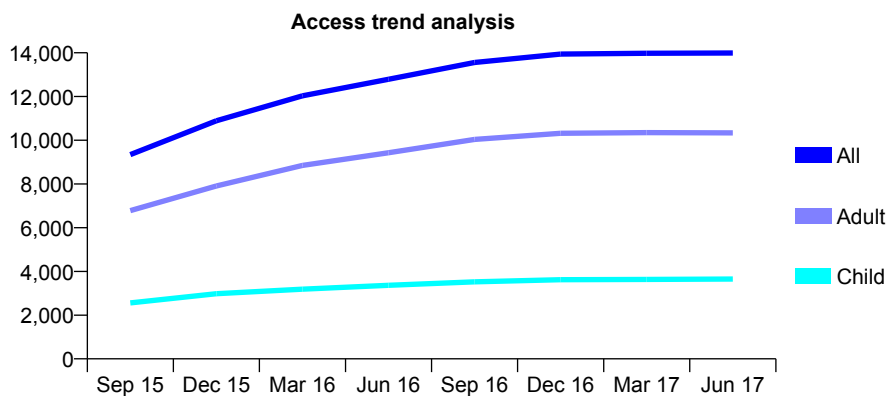
Q44 - Vital Signs At a Glance Contract Report for 161152/0001 - June 2017

Name or company name	Martins Lane Dental Practice
Contract type name	GDS Contract
Purpose of contract	General
Contract start date	01/01/2015
Contract end date	

17/18 Contracted general activity (UDA)	40,962
Carry forward general activity (UDA)	0
17/18 Contracted orthodontic activity (UOA)	0
Carry forward orthodontic activity (UOA)	0
Baseline contract value	£1,255,603.20

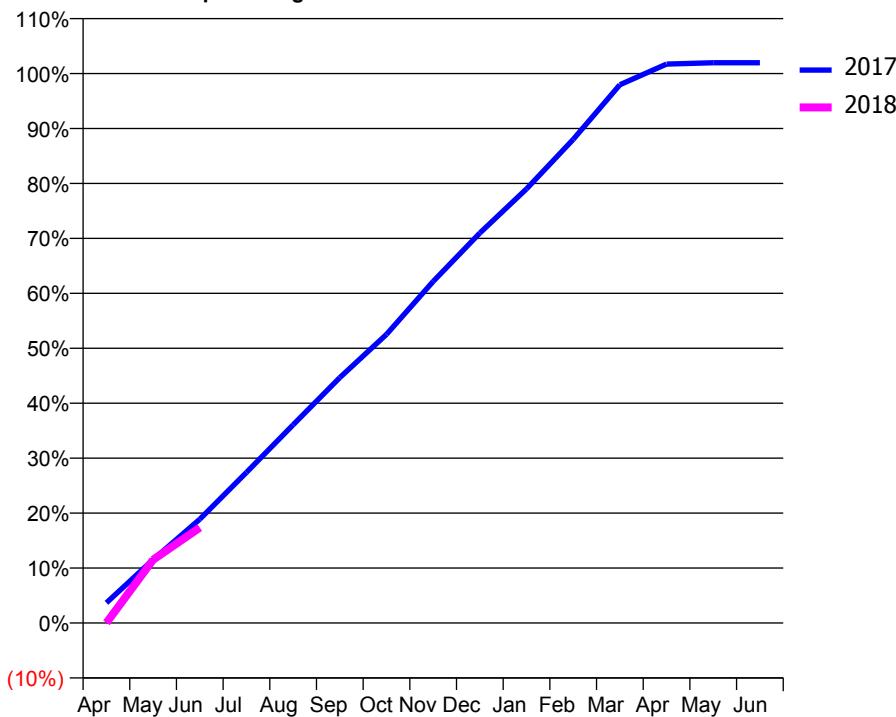
ACCESS*

Patients seen in 24 months	Total	Change since previous quarter
Quarter ending June 2016	12,790	
Quarter ending September 2016	13,559	↑
Quarter ending December 2016	13,941	↑
Quarter ending March 2017	13,981	→
Quarter ending June 2017	13,990	→
Variance since June 2016	9.4%	↑



ACTIVITY

Cumulative percentage of contracted UDA delivered 2017 & 2018



Month	Adjusted Scheduled Activity (UDA)	
	2017	2018
April	1,503	16
May	4,729	4,715
June	7,737	7,114
July	11,225	
August	14,779	
September	18,290	
October	21,514	
November	25,458	
December	29,070	
January	32,363	
February	36,044	
March	40,128	
April	41,668	
May	41,763	
June	41,763	

QUALITY

	Quantity	Base Number	Contract	AT	Region	England
% of FP17s for the same patient ID Re-attending within 3 months - Children	119	978	12.2%	11.9%	13.0%	12.0%
% of FP17s for the same patient ID Re-attending within 3 months - Adults	609	2,824	21.6%	17.0%	16.6%	16.0%
% of FP17s for the same patient ID Re-attending between 3 & 9 months - Children	446	978	45.6%	57.3%	59.5%	58.0%
% of FP17s for the same patient ID Re-attending between 3 & 9 months - Adults	1,087	2,824	38.5%	51.3%	53.1%	50.9%
% of FP17s for Band 1 Urgent Courses	228	2,886	7.9%	9.7%	9.3%	9.1%
% of FP17s Relating to Free Repair or Replacements	36	2,886	1.2%	1.1%	1.0%	0.8%
% of FP17s Relating to Continuations	77	2,886	2.7%	1.4%	1.3%	1.1%
% of Patients satisfied with the dentistry they have received	33	33	100.0%	92.7%	91.9%	91.7%
% of Patients satisfied with the time they had to wait for an appointment	31	33	93.9%	92.5%	88.7%	88.0%

* This is based on patients treated on this contract for their most recent course of treatment. Figures in italics indicate the base number of FP17s or Patient Questionnaire responses are less than 100. N/A is shown where the base number of responses is less than 10 during the period. % is calculated as Quantity/Base number*100

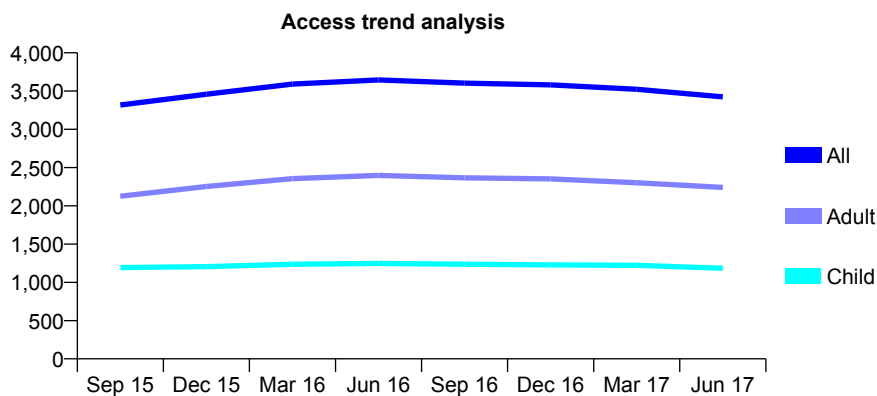
Q44 - Vital Signs At a Glance Contract Report for 161195/0001 - June 2017

Name or company name	Toft Road Dental Surgery
Contract type name	GDS Contract
Purpose of contract	General
Contract start date	01/06/2014
Contract end date	

17/18 Contracted general activity (UDA)	7,912
Carry forward general activity (UDA)	0
17/18 Contracted orthodontic activity (UOA)	0
Carry forward orthodontic activity (UOA)	0
Baseline contract value	£188,788.83

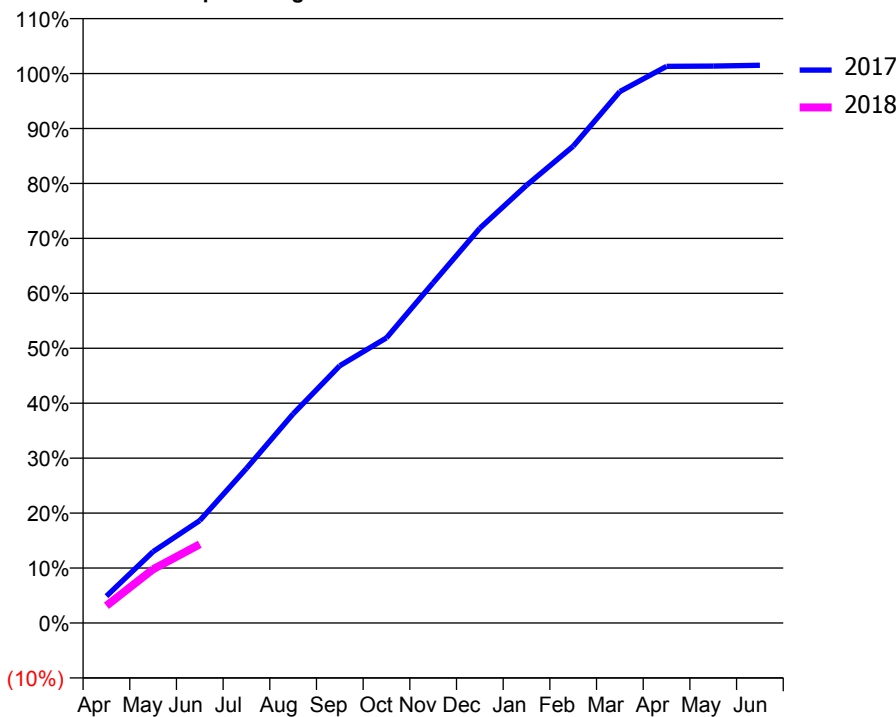
ACCESS*

Patients seen in 24 months	Total	Change since previous quarter
Quarter ending June 2016	3,645	
Quarter ending September 2016	3,603	↓
Quarter ending December 2016	3,580	→
Quarter ending March 2017	3,523	↓
Quarter ending June 2017	3,424	↓
Variance since June 2016	(6.1%)	↓



ACTIVITY

Cumulative percentage of contracted UDA delivered 2017 & 2018



Month	Adjusted Scheduled Activity (UDA)	
	2017	2018
April	387	248
May	1,029	774
June	1,476	1,133
July	2,226	
August	3,011	
September	3,705	
October	4,106	
November	4,900	
December	5,684	
January	6,303	
February	6,864	
March	7,652	
April	8,015	
May	8,018	
June	8,031	

QUALITY

	Quantity	Base Number	Contract	AT	Region	England
% of FP17s for the same patient ID Re-attending within 3 months - Children	26	370	7.0%	11.9%	13.0%	12.0%
% of FP17s for the same patient ID Re-attending within 3 months - Adults	62	576	10.8%	17.0%	16.6%	16.0%
% of FP17s for the same patient ID Re-attending between 3 & 9 months - Children	235	370	63.5%	57.3%	59.5%	58.0%
% of FP17s for the same patient ID Re-attending between 3 & 9 months - Adults	364	576	63.2%	51.3%	53.1%	50.9%
% of FP17s for Band 1 Urgent Courses	59	706	8.4%	9.7%	9.3%	9.1%
% of FP17s Relating to Free Repair or Replacements	3	706	0.4%	1.1%	1.0%	0.8%
% of FP17s Relating to Continuations	0	706	0.0%	1.4%	1.3%	1.1%
% of Patients satisfied with the dentistry they have received	5	5	N/A	92.7%	91.9%	91.7%
% of Patients satisfied with the time they had to wait for an appointment	5	5	N/A	92.5%	88.7%	88.0%

* This is based on patients treated on this contract for their most recent course of treatment. Figures in italics indicate the base number of FP17s or Patient Questionnaire responses are less than 100. N/A is shown where the base number of responses is less than 10 during the period. % is calculated as Quantity/Base number*100

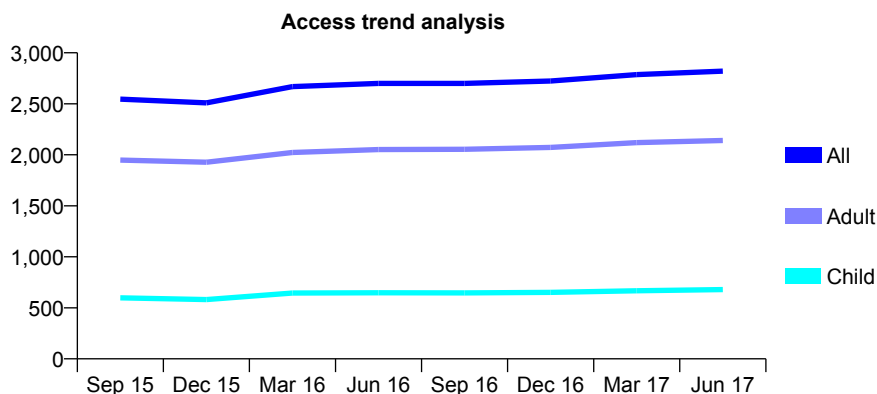
Q44 - Vital Signs At a Glance Contract Report for 161535/0001 - June 2017

Name or company name	Orchard Dental Practice
Contract type name	GDS Contract
Purpose of contract	General
Contract start date	01/05/2013
Contract end date	

17/18 Contracted general activity (UDA)	7,200
Carry forward general activity (UDA)	0
17/18 Contracted orthodontic activity (UOA)	0
Carry forward orthodontic activity (UOA)	0
Baseline contract value	£207,952.33

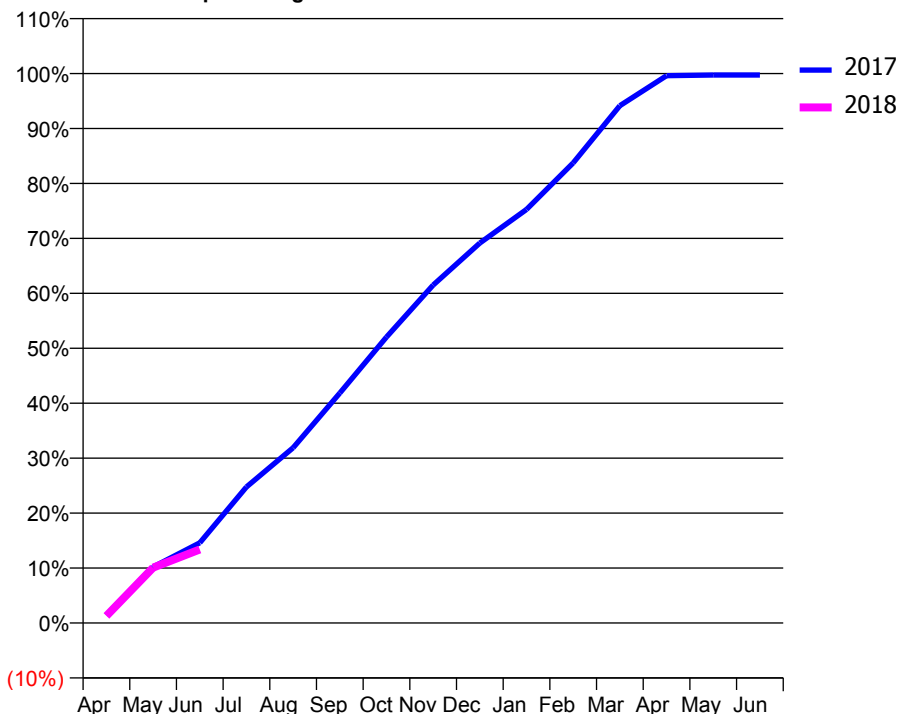
ACCESS*

Patients seen in 24 months	Total	Change since previous quarter
Quarter ending June 2016	2,700	
Quarter ending September 2016	2,700	→
Quarter ending December 2016	2,723	→
Quarter ending March 2017	2,786	↑
Quarter ending June 2017	2,820	→
Variance since June 2016	4.4%	↑



ACTIVITY

Cumulative percentage of contracted UDA delivered 2017 & 2018



Adjusted Scheduled Activity (UDA)

Month	2017	2018
April	103	94
May	734	726
June	1,051	964
July	1,783	
August	2,297	
September	3,013	
October	3,746	
November	4,428	
December	4,979	
January	5,419	
February	6,029	
March	6,779	
April	7,171	
May	7,180	
June	7,180	

QUALITY

	Quantity	Base Number	Contract	AT	Region	England
% of FP17s for the same patient ID Re-attending within 3 months - Children	31	257	12.1%	11.9%	13.0%	12.0%
% of FP17s for the same patient ID Re-attending within 3 months - Adults	76	657	11.6%	17.0%	16.6%	16.0%
% of FP17s for the same patient ID Re-attending between 3 & 9 months - Children	158	257	61.5%	57.3%	59.5%	58.0%
% of FP17s for the same patient ID Re-attending between 3 & 9 months - Adults	403	657	61.3%	51.3%	53.1%	50.9%
% of FP17s for Band 1 Urgent Courses	42	532	7.9%	9.7%	9.3%	9.1%
% of FP17s Relating to Free Repair or Replacements	1	532	0.2%	1.1%	1.0%	0.8%
% of FP17s Relating to Continuations	0	532	0.0%	1.4%	1.3%	1.1%
% of Patients satisfied with the dentistry they have received	8	8	N/A	92.7%	91.9%	91.7%
% of Patients satisfied with the time they had to wait for an appointment	8	8	N/A	92.5%	88.7%	88.0%

* This is based on patients treated on this contract for their most recent course of treatment. Figures in italics indicate the base number of FP17s or Patient Questionnaire responses are less than 100. N/A is shown where the base number of responses is less than 10 during the period. % is calculated as Quantity/Base number*100

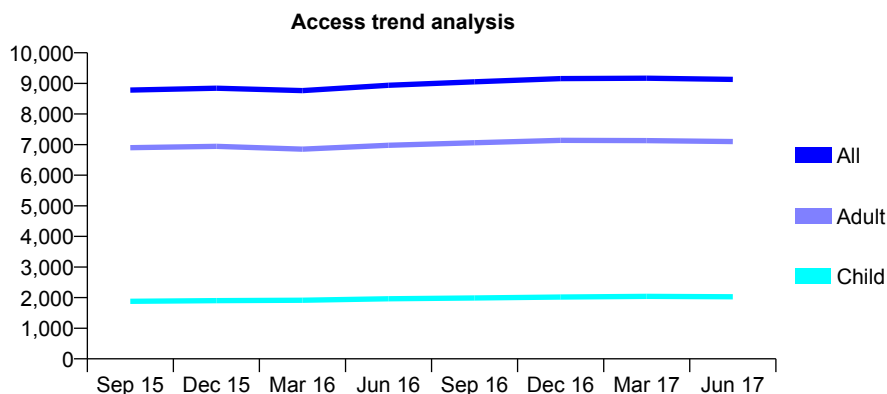
Q44 - Vital Signs At a Glance Contract Report for 162396/0001 - June 2017

Name or company name	PHOENIX DENTAL PRACTICE LIMITED
Contract type name	GDS Contract
Purpose of contract	General
Contract start date	01/10/2011
Contract end date	

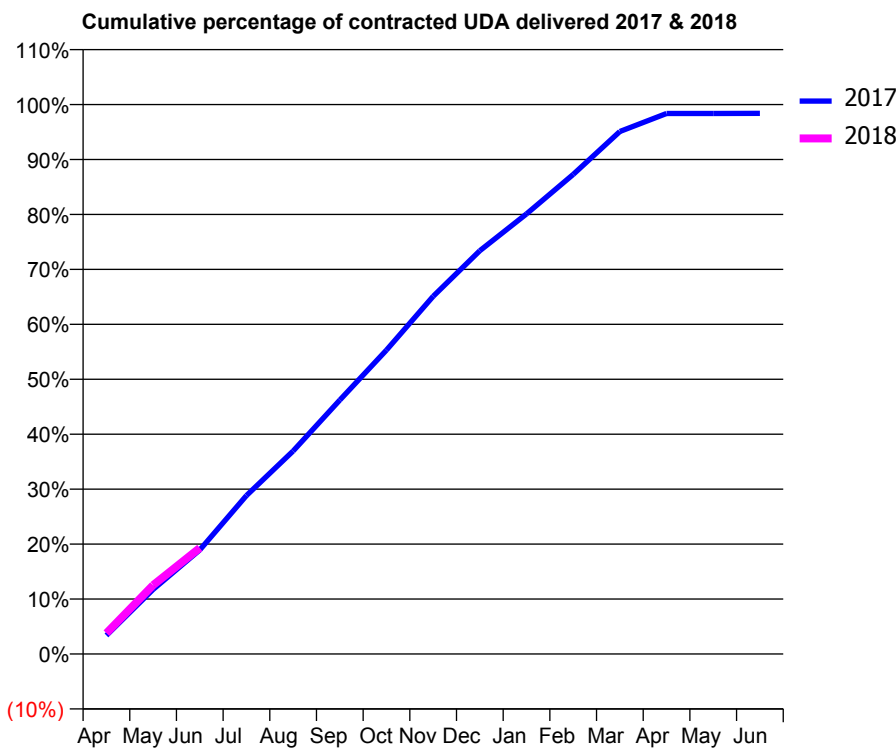
17/18 Contracted general activity (UDA)	25,819
Carry forward general activity (UDA)	0
17/18 Contracted orthodontic activity (UOA)	0
Carry forward orthodontic activity (UOA)	0
Baseline contract value	£682,667.82

ACCESS*

Patients seen in 24 months	Total	Change since previous quarter
Quarter ending June 2016	8,941	
Quarter ending September 2016	9,051	→
Quarter ending December 2016	9,159	→
Quarter ending March 2017	9,169	→
Quarter ending June 2017	9,130	→
Variance since June 2016	2.1%	↑



ACTIVITY



Month	Adjusted Scheduled Activity (UDA)	
	2017	2018
April	874	982
May	3,036	3,234
June	4,891	4,985
July	7,450	
August	9,537	
September	11,934	
October	14,284	
November	16,805	
December	18,953	
January	20,680	
February	22,533	
March	24,552	
April	25,395	
May	25,400	
June	25,402	

QUALITY

	Quantity	Base Number	Contract	AT	Region	England
% of FP17s for the same patient ID Re-attending within 3 months - Children	31	655	4.7%	11.9%	13.0%	12.0%
% of FP17s for the same patient ID Re-attending within 3 months - Adults	320	2,250	14.2%	17.0%	16.6%	16.0%
% of FP17s for the same patient ID Re-attending between 3 & 9 months - Children	405	655	61.8%	57.3%	59.5%	58.0%
% of FP17s for the same patient ID Re-attending between 3 & 9 months - Adults	1,310	2,250	58.2%	51.3%	53.1%	50.9%
% of FP17s for Band 1 Urgent Courses	219	2,485	8.8%	9.7%	9.3%	9.1%
% of FP17s Relating to Free Repair or Replacements	29	2,485	1.2%	1.1%	1.0%	0.8%
% of FP17s Relating to Continuations	38	2,485	1.5%	1.4%	1.3%	1.1%
% of Patients satisfied with the dentistry they have received	28	29	96.6%	92.7%	91.9%	91.7%
% of Patients satisfied with the time they had to wait for an appointment	27	29	93.1%	92.5%	88.7%	88.0%

* This is based on patients treated on this contract for their most recent course of treatment. Figures in italics indicate the base number of FP17s or Patient Questionnaire responses are less than 100. N/A is shown where the base number of responses is less than 10 during the period. % is calculated as Quantity/Base number*100

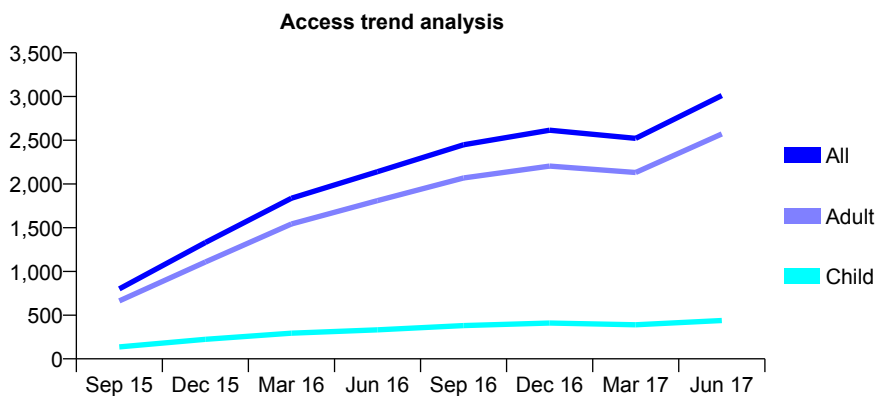
Q44 - Vital Signs At a Glance Contract Report for 165956/0001 - June 2017

Name or company name	Park House Dental Practice
Contract type name	GDS Contract
Purpose of contract	General
Contract start date	06/07/2015
Contract end date	

17/18 Contracted general activity (UDA)	12,118
Carry forward general activity (UDA)	0
17/18 Contracted orthodontic activity (UOA)	0
Carry forward orthodontic activity (UOA)	0
Baseline contract value	£287,815.68

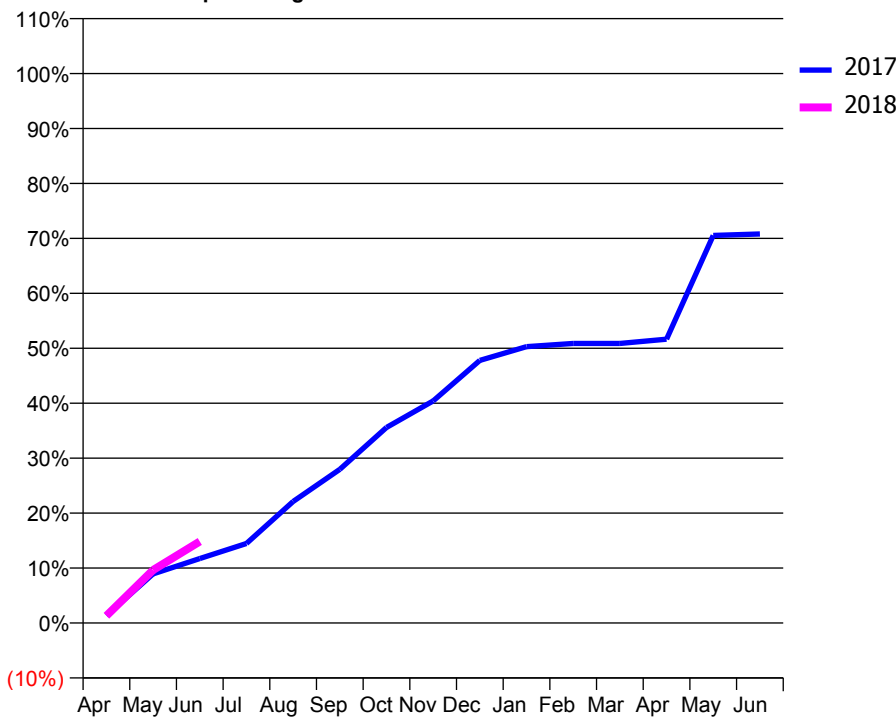
ACCESS*

Patients seen in 24 months	Total	Change since previous quarter
Quarter ending June 2016	2,141	
Quarter ending September 2016	2,449	↑
Quarter ending December 2016	2,614	↑
Quarter ending March 2017	2,521	↓
Quarter ending June 2017	3,011	↑
Variance since June 2016	40.6%	↑



ACTIVITY

Cumulative percentage of contracted UDA delivered 2017 & 2018



Month	Adjusted Scheduled Activity (UDA)	
	2017	2018
April	166	160
May	1,084	1,170
June	1,422	1,798
July	1,755	
August	2,681	
September	3,388	
October	4,312	
November	4,897	
December	5,791	
January	6,094	
February	6,166	
March	6,166	
April	6,261	
May	8,548	
June	8,581	

QUALITY

	Quantity	Base Number	Contract	AT	Region	England
% of FP17s for the same patient ID Re-attending within 3 months - Children	25	294	8.5%	11.9%	13.0%	12.0%
% of FP17s for the same patient ID Re-attending within 3 months - Adults	258	1,607	16.1%	17.0%	16.6%	16.0%
% of FP17s for the same patient ID Re-attending between 3 & 9 months - Children	130	294	44.2%	57.3%	59.5%	58.0%
% of FP17s for the same patient ID Re-attending between 3 & 9 months - Adults	623	1,607	38.8%	51.3%	53.1%	50.9%
% of FP17s for Band 1 Urgent Courses	112	860	13.0%	9.7%	9.3%	9.1%
% of FP17s Relating to Free Repair or Replacements	14	860	1.6%	1.1%	1.0%	0.8%
% of FP17s Relating to Continuations	11	860	1.3%	1.4%	1.3%	1.1%
% of Patients satisfied with the dentistry they have received	5	7	N/A	92.7%	91.9%	91.7%
% of Patients satisfied with the time they had to wait for an appointment	7	7	N/A	92.5%	88.7%	88.0%

* This is based on patients treated on this contract for their most recent course of treatment. Figures in italics indicate the base number of FP17s or Patient Questionnaire responses are less than 100. N/A is shown where the base number of responses is less than 10 during the period. % is calculated as Quantity/Base number*100

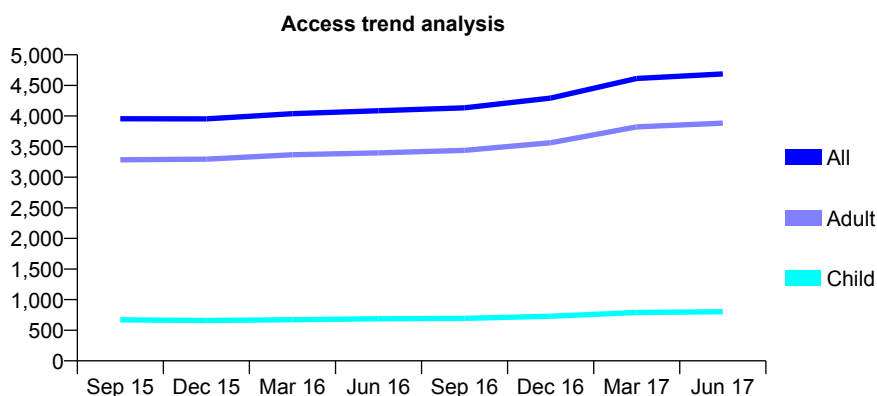
Q44 - Vital Signs At a Glance Contract Report for 166693/0001 - June 2017

Name or company name	Roe Street Dental Practice
Contract type name	GDS Contract
Purpose of contract	General
Contract start date	01/10/2013
Contract end date	

17/18 Contracted general activity (UDA)	14,952
Carry forward general activity (UDA)	0
17/18 Contracted orthodontic activity (UOA)	0
Carry forward orthodontic activity (UOA)	0
Baseline contract value	£403,386.11

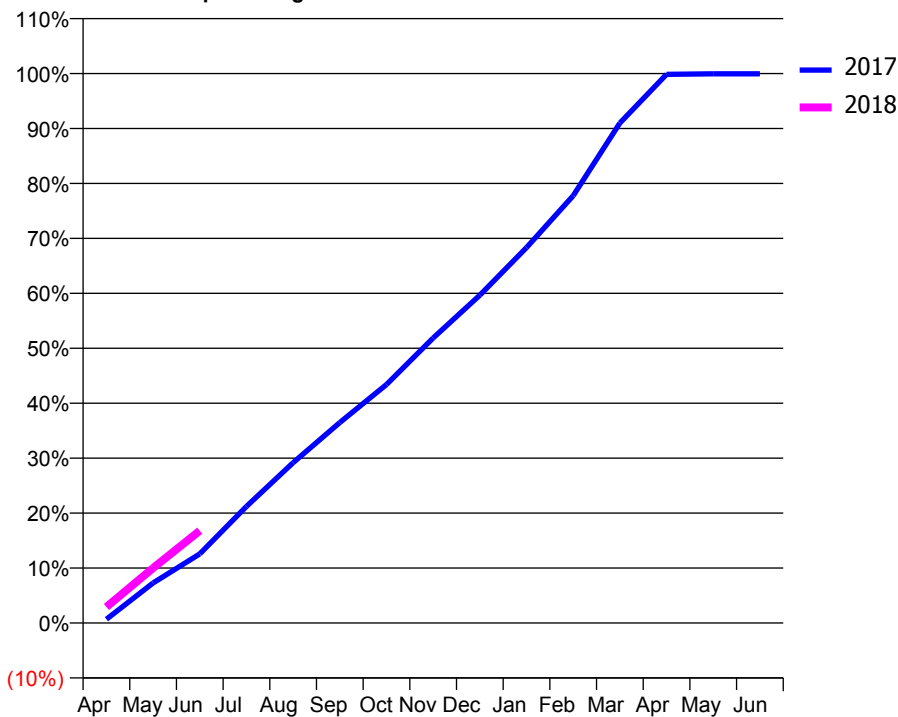
ACCESS*

Patients seen in 24 months	Total	Change since previous quarter
Quarter ending June 2016	4,086	
Quarter ending September 2016	4,133	→
Quarter ending December 2016	4,292	↑
Quarter ending March 2017	4,613	↑
Quarter ending June 2017	4,687	→
Variance since June 2016	14.7%	↑



ACTIVITY

Cumulative percentage of contracted UDA delivered 2017 & 2018



Month	Adjusted Scheduled Activity (UDA)	
	2017	2018
April	103	437
May	1,090	1,498
June	1,880	2,512
July	3,172	
August	4,365	
September	5,456	
October	6,489	
November	7,754	
December	8,919	
January	10,214	
February	11,627	
March	13,603	
April	14,929	
May	14,943	
June	14,944	

QUALITY

	Quantity	Base Number	Contract	AT	Region	England
% of FP17s for the same patient ID Re-attending within 3 months - Children	67	358	18.7%	11.9%	13.0%	12.0%
% of FP17s for the same patient ID Re-attending within 3 months - Adults	377	1,685	22.4%	17.0%	16.6%	16.0%
% of FP17s for the same patient ID Re-attending between 3 & 9 months - Children	209	358	58.4%	57.3%	59.5%	58.0%
% of FP17s for the same patient ID Re-attending between 3 & 9 months - Adults	1,018	1,685	60.4%	51.3%	53.1%	50.9%
% of FP17s for Band 1 Urgent Courses	196	1,544	12.7%	9.7%	9.3%	9.1%
% of FP17s Relating to Free Repair or Replacements	18	1,544	1.2%	1.1%	1.0%	0.8%
% of FP17s Relating to Continuations	25	1,544	1.6%	1.4%	1.3%	1.1%
% of Patients satisfied with the dentistry they have received	16	19	84.2%	92.7%	91.9%	91.7%
% of Patients satisfied with the time they had to wait for an appointment	18	19	94.7%	92.5%	88.7%	88.0%

* This is based on patients treated on this contract for their most recent course of treatment. Figures in italics indicate the base number of FP17s or Patient Questionnaire responses are less than 100. N/A is shown where the base number of responses is less than 10 during the period. % is calculated as Quantity/Base number*100

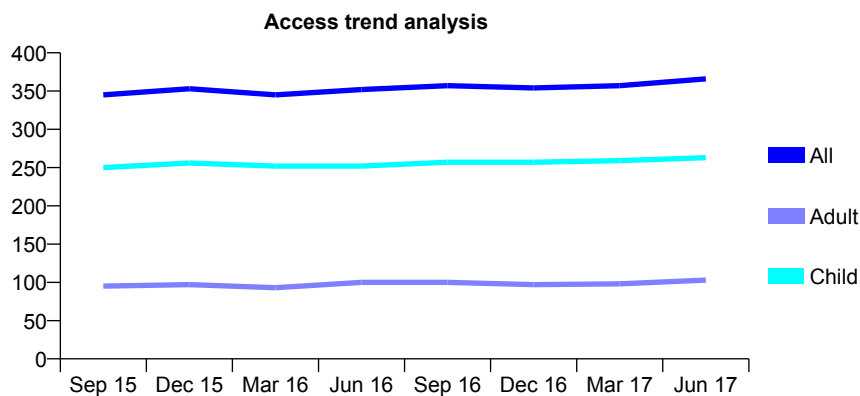
Q44 - Vital Signs At a Glance Contract Report for 168440/0001 - June 2017

Name or company name	John Sullivan Dental Practice Ltd
Contract type name	GDS Contract
Purpose of contract	General
Contract start date	01/05/2010
Contract end date	

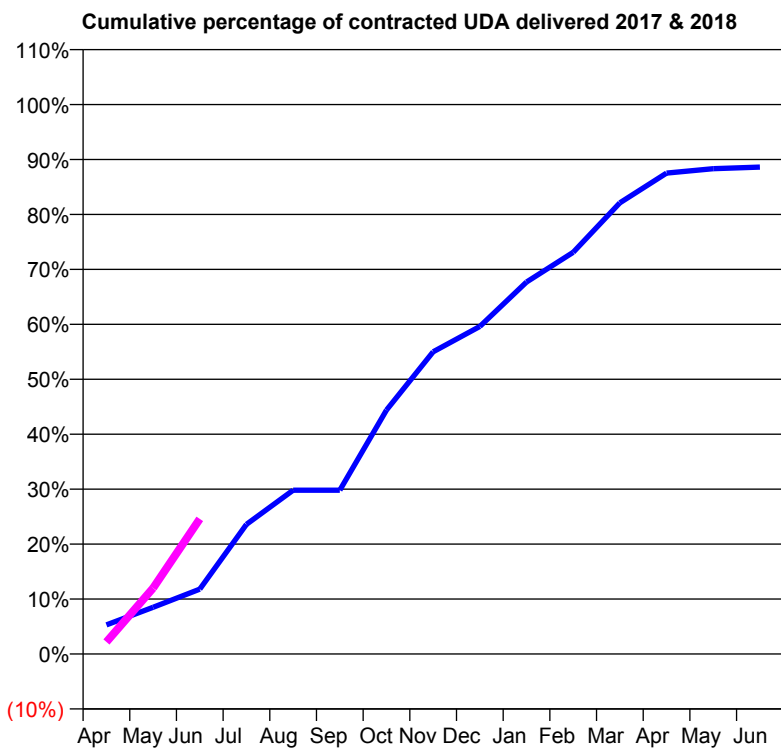
17/18 Contracted general activity (UDA)	1,000
Carry forward general activity (UDA)	0
17/18 Contracted orthodontic activity (UOA)	0
Carry forward orthodontic activity (UOA)	0
Baseline contract value	£20,825.45

ACCESS*

Patients seen in 24 months	Total	Change since previous quarter
Quarter ending June 2016	352	
Quarter ending September 2016	357	→
Quarter ending December 2016	354	→
Quarter ending March 2017	357	→
Quarter ending June 2017	366	↑
Variance since June 2016	4.0%	↑



ACTIVITY



Month	Adjusted Scheduled Activity (UDA)	
	2017	2018
April	53	22
May	85	120
June	118	246
July	236	
August	298	
September	298	
October	444	
November	550	
December	596	
January	677	
February	731	
March	821	
April	875	
May	883	
June	886	

QUALITY

	Quantity	Base Number	Contract	AT	Region	England
% of FP17s for the same patient ID Re-attending within 3 months - Children	6	105	5.7%	11.9%	13.0%	12.0%
% of FP17s for the same patient ID Re-attending within 3 months - Adults	0	21	0.0%	17.0%	16.6%	16.0%
% of FP17s for the same patient ID Re-attending between 3 & 9 months - Children	58	105	55.2%	57.3%	59.5%	58.0%
% of FP17s for the same patient ID Re-attending between 3 & 9 months - Adults	9	21	42.9%	51.3%	53.1%	50.9%
% of FP17s for Band 1 Urgent Courses	0	99	0.0%	9.7%	9.3%	9.1%
% of FP17s Relating to Free Repair or Replacements	0	99	0.0%	1.1%	1.0%	0.8%
% of FP17s Relating to Continuations	0	99	0.0%	1.4%	1.3%	1.1%
% of Patients satisfied with the dentistry they have received	0	0	N/A	92.7%	91.9%	91.7%
% of Patients satisfied with the time they had to wait for an appointment	0	0	N/A	92.5%	88.7%	88.0%

* This is based on patients treated on this contract for their most recent course of treatment. Figures in italics indicate the base number of FP17s or Patient Questionnaire responses are less than 100. N/A is shown where the base number of responses is less than 10 during the period. % is calculated as Quantity/Base number*100

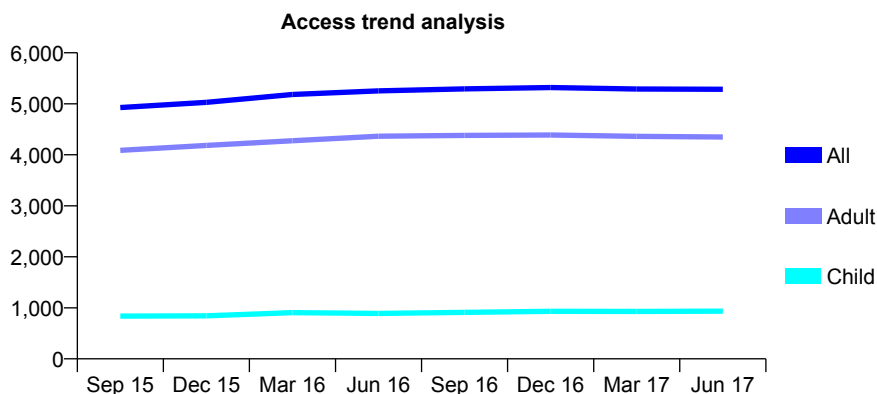
Q44 - Vital Signs At a Glance Contract Report for 169633/0001 - June 2017

Name or company name	Chester Dental Clinic
Contract type name	GDS Contract
Purpose of contract	General
Contract start date	01/04/2011
Contract end date	

17/18 Contracted general activity (UDA)	19,750
Carry forward general activity (UDA)	0
17/18 Contracted orthodontic activity (UOA)	0
Carry forward orthodontic activity (UOA)	0
Baseline contract value	£501,386.62

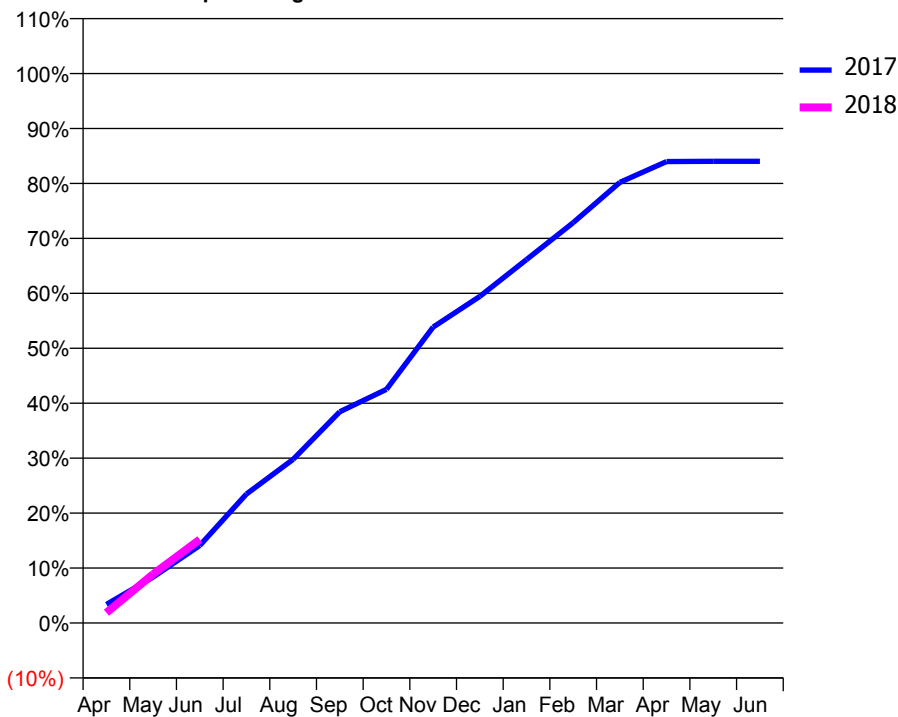
ACCESS*

Patients seen in 24 months	Total	Change since previous quarter
Quarter ending June 2016	5,253	
Quarter ending September 2016	5,292	→
Quarter ending December 2016	5,319	→
Quarter ending March 2017	5,291	→
Quarter ending June 2017	5,284	→
Variance since June 2016	0.6%	→



ACTIVITY

Cumulative percentage of contracted UDA delivered 2017 & 2018



Month	Adjusted Scheduled Activity (UDA)	
	2017	2018
April	668	370
May	1,650	1,755
June	2,785	3,001
July	4,639	
August	5,882	
September	7,593	
October	8,398	
November	10,635	
December	11,742	
January	13,061	
February	14,388	
March	15,836	
April	16,584	
May	16,597	
June	16,595	

QUALITY

	Quantity	Base Number	Contract	AT	Region	England
% of FP17s for the same patient ID Re-attending within 3 months - Children	26	283	9.2%	11.9%	13.0%	12.0%
% of FP17s for the same patient ID Re-attending within 3 months - Adults	211	1,215	17.4%	17.0%	16.6%	16.0%
% of FP17s for the same patient ID Re-attending between 3 & 9 months - Children	138	283	48.8%	57.3%	59.5%	58.0%
% of FP17s for the same patient ID Re-attending between 3 & 9 months - Adults	559	1,215	46.0%	51.3%	53.1%	50.9%
% of FP17s for Band 1 Urgent Courses	151	1,206	12.5%	9.7%	9.3%	9.1%
% of FP17s Relating to Free Repair or Replacements	12	1,206	1.0%	1.1%	1.0%	0.8%
% of FP17s Relating to Continuations	18	1,206	1.5%	1.4%	1.3%	1.1%
% of Patients satisfied with the dentistry they have received	16	18	88.9%	92.7%	91.9%	91.7%
% of Patients satisfied with the time they had to wait for an appointment	16	18	88.9%	92.5%	88.7%	88.0%

* This is based on patients treated on this contract for their most recent course of treatment. Figures in italics indicate the base number of FP17s or Patient Questionnaire responses are less than 100. N/A is shown where the base number of responses is less than 10 during the period. % is calculated as Quantity/Base number*100

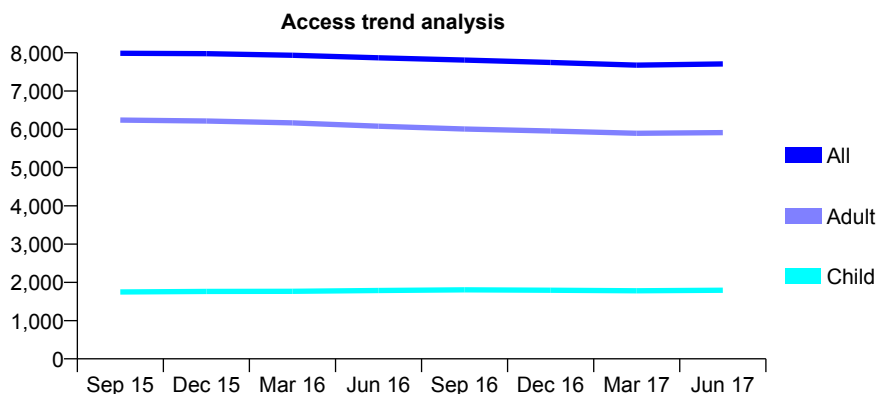
Q44 - Vital Signs At a Glance Contract Report for 171336/0001 - June 2017

Name or company name	Westborne Dental Practice
Contract type name	GDS Contract
Purpose of contract	General
Contract start date	01/04/2006
Contract end date	

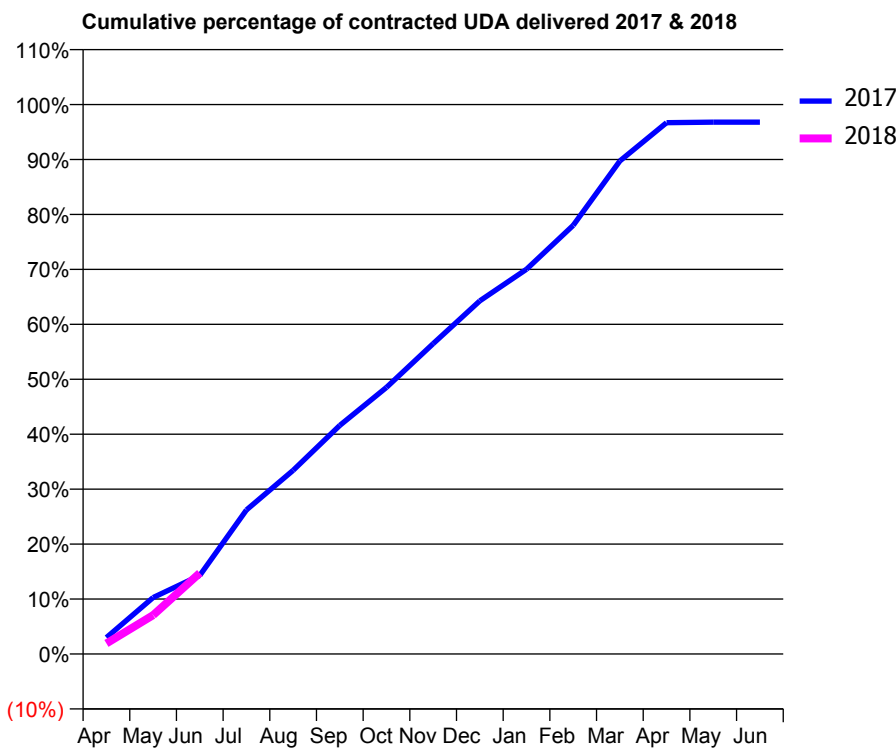
17/18 Contracted general activity (UDA)	25,485
Carry forward general activity (UDA)	0
17/18 Contracted orthodontic activity (UOA)	0
Carry forward orthodontic activity (UOA)	0
Baseline contract value	£781,186.83

ACCESS*

Patients seen in 24 months	Total	Change since previous quarter
Quarter ending June 2016	7,868	
Quarter ending September 2016	7,811	→
Quarter ending December 2016	7,746	→
Quarter ending March 2017	7,676	→
Quarter ending June 2017	7,710	→
Variance since June 2016	(2.0%)	↓



ACTIVITY



Month	Adjusted Scheduled Activity (UDA)	
	2017	2018
April	766	489
May	2,619	1,806
June	3,644	3,757
July	6,680	
August	8,520	
September	10,605	
October	12,366	
November	14,395	
December	16,381	
January	17,843	
February	19,881	
March	22,868	
April	24,644	
May	24,670	
June	24,670	

QUALITY

	Quantity	Base Number	Contract	AT	Region	England
% of FP17s for the same patient ID Re-attending within 3 months - Children	74	738	10.0%	11.9%	13.0%	12.0%
% of FP17s for the same patient ID Re-attending within 3 months - Adults	467	2,054	22.7%	17.0%	16.6%	16.0%
% of FP17s for the same patient ID Re-attending between 3 & 9 months - Children	468	738	63.4%	57.3%	59.5%	58.0%
% of FP17s for the same patient ID Re-attending between 3 & 9 months - Adults	1,002	2,054	48.8%	51.3%	53.1%	50.9%
% of FP17s for Band 1 Urgent Courses	304	1,916	15.9%	9.7%	9.3%	9.1%
% of FP17s Relating to Free Repair or Replacements	31	1,916	1.6%	1.1%	1.0%	0.8%
% of FP17s Relating to Continuations	17	1,916	0.9%	1.4%	1.3%	1.1%
% of Patients satisfied with the dentistry they have received	15	15	100.0%	92.7%	91.9%	91.7%
% of Patients satisfied with the time they had to wait for an appointment	15	15	100.0%	92.5%	88.7%	88.0%

* This is based on patients treated on this contract for their most recent course of treatment. Figures in italics indicate the base number of FP17s or Patient Questionnaire responses are less than 100. N/A is shown where the base number of responses is less than 10 during the period. % is calculated as Quantity/Base number*100

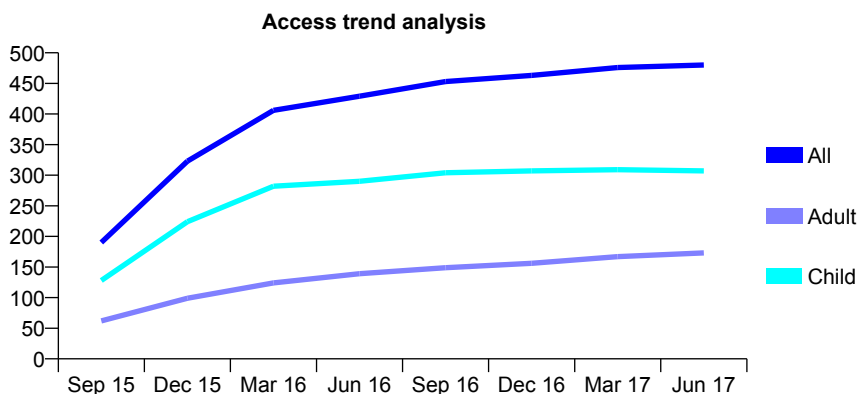
Q44 - Vital Signs At a Glance Contract Report for 173053/0001 - June 2017

Name or company name	Chester Road Dental Care Ltd
Contract type name	GDS Contract
Purpose of contract	General
Contract start date	01/07/2015
Contract end date	

17/18 Contracted general activity (UDA)	1,149
Carry forward general activity (UDA)	0
17/18 Contracted orthodontic activity (UOA)	0
Carry forward orthodontic activity (UOA)	0
Baseline contract value	£24,019.05

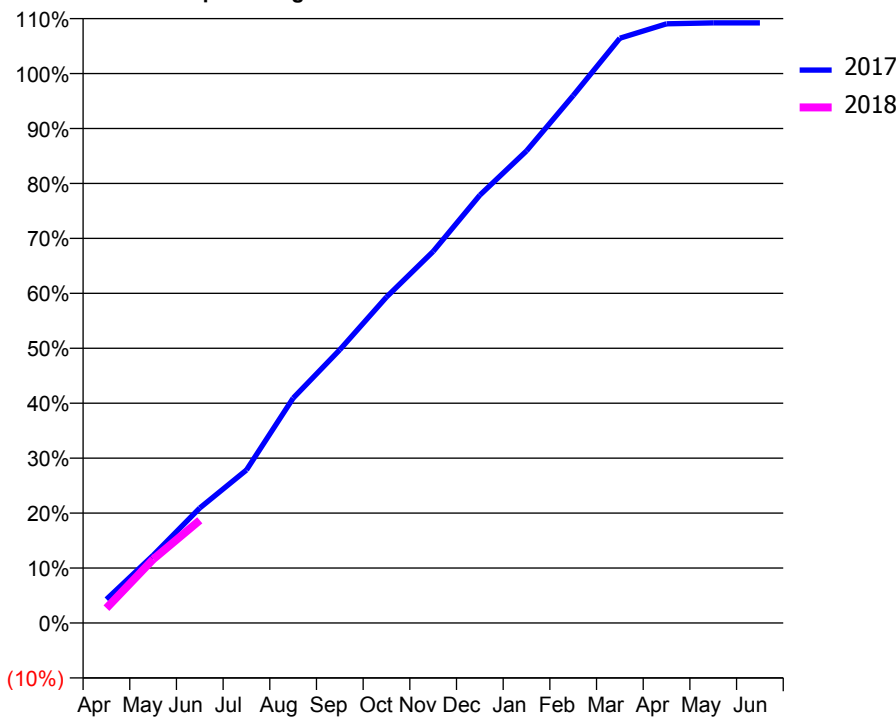
ACCESS*

Patients seen in 24 months	Total	Change since previous quarter
Quarter ending June 2016	429	
Quarter ending September 2016	453	↑
Quarter ending December 2016	463	↑
Quarter ending March 2017	476	↑
Quarter ending June 2017	480	→
Variance since June 2016	11.9%	↑



ACTIVITY

Cumulative percentage of contracted UDA delivered 2017 & 2018



Adjusted Scheduled Activity (UDA)

Month	2017	2018
April	49	31
May	141	133
June	241	215
July	320	
August	470	
September	571	
October	682	
November	777	
December	895	
January	987	
February	1,103	
March	1,223	
April	1,253	
May	1,255	
June	1,255	

QUALITY

	Quantity	Base Number	Contract	AT	Region	England
% of FP17s for the same patient ID Re-attending within 3 months - Children	9	112	8.0%	11.9%	13.0%	12.0%
% of FP17s for the same patient ID Re-attending within 3 months - Adults	7	52	13.5%	17.0%	16.6%	16.0%
% of FP17s for the same patient ID Re-attending between 3 & 9 months - Children	92	112	82.1%	57.3%	59.5%	58.0%
% of FP17s for the same patient ID Re-attending between 3 & 9 months - Adults	38	52	73.1%	51.3%	53.1%	50.9%
% of FP17s for Band 1 Urgent Courses	4	136	2.9%	9.7%	9.3%	9.1%
% of FP17s Relating to Free Repair or Replacements	0	136	0.0%	1.1%	1.0%	0.8%
% of FP17s Relating to Continuations	0	136	0.0%	1.4%	1.3%	1.1%
% of Patients satisfied with the dentistry they have received	3	3	N/A	92.7%	91.9%	91.7%
% of Patients satisfied with the time they had to wait for an appointment	2	3	N/A	92.5%	88.7%	88.0%

* This is based on patients treated on this contract for their most recent course of treatment. Figures in italics indicate the base number of FP17s or Patient Questionnaire responses are less than 100. N/A is shown where the base number of responses is less than 10 during the period. % is calculated as Quantity/Base number*100

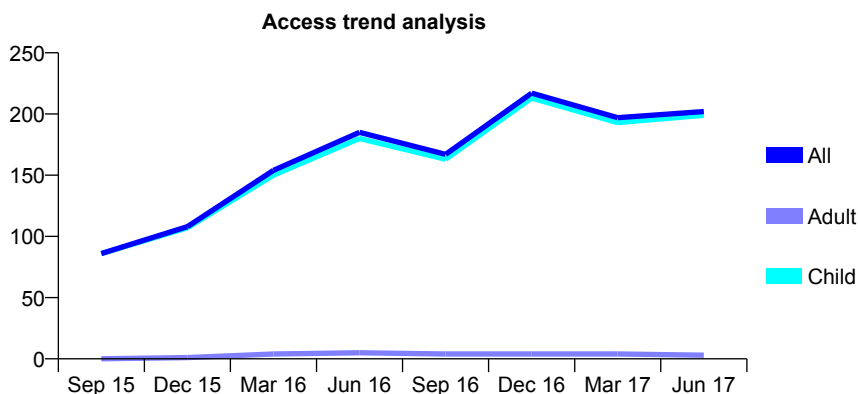
Q44 - Vital Signs At a Glance Contract Report for 174343/0002 - June 2017

Name or company name	Bridgewater Community Healthcare NHS F
Contract type name	PDS Contract
Purpose of contract	General
Contract start date	01/04/2015
Contract end date	31/03/2018

17/18 Contracted general activity (UDA)	3,000
Carry forward general activity (UDA)	0
17/18 Contracted orthodontic activity (UOA)	0
Carry forward orthodontic activity (UOA)	0
Baseline contract value	£594,947.89

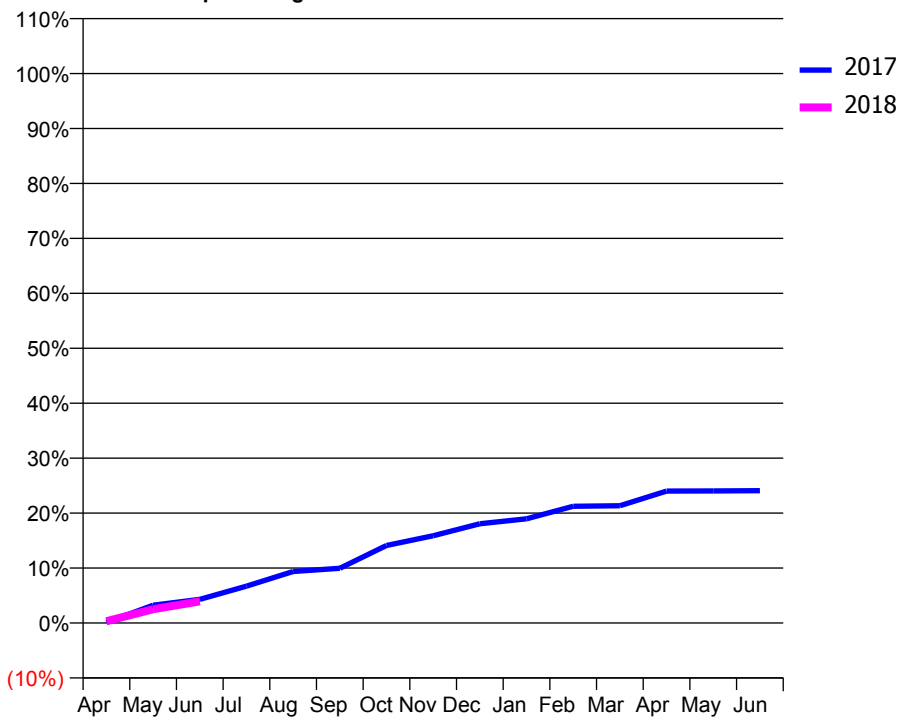
ACCESS*

Patients seen in 24 months	Total	Change since previous quarter
Quarter ending June 2016	185	
Quarter ending September 2016	167	↓
Quarter ending December 2016	217	↑
Quarter ending March 2017	197	↓
Quarter ending June 2017	202	↑
Variance since June 2016	9.2%	↑



ACTIVITY

Cumulative percentage of contracted UDA delivered 2017 & 2018



Adjusted Scheduled Activity (UDA)

Month	2017	2018
April	3	10
May	97	75
June	129	118
July	201	
August	281	
September	299	
October	423	
November	476	
December	542	
January	569	
February	637	
March	640	
April	720	
May	721	
June	722	

QUALITY

	Quantity	Base Number	Contract	AT	Region	England
% of FP17s for the same patient ID Re-attending within 3 months - Children	1	75	1.3%	11.9%	13.0%	12.0%
% of FP17s for the same patient ID Re-attending within 3 months - Adults	0	1	0.0%	17.0%	16.6%	16.0%
% of FP17s for the same patient ID Re-attending between 3 & 9 months - Children	1	75	1.3%	57.3%	59.5%	58.0%
% of FP17s for the same patient ID Re-attending between 3 & 9 months - Adults	0	1	0.0%	51.3%	53.1%	50.9%
% of FP17s for Band 1 Urgent Courses	1	46	2.2%	9.7%	9.3%	9.1%
% of FP17s Relating to Free Repair or Replacements	0	46	0.0%	1.1%	1.0%	0.8%
% of FP17s Relating to Continuations	0	46	0.0%	1.4%	1.3%	1.1%
% of Patients satisfied with the dentistry they have received	1	1	N/A	92.7%	91.9%	91.7%
% of Patients satisfied with the time they had to wait for an appointment	1	1	N/A	92.5%	88.7%	88.0%

* This is based on patients treated on this contract for their most recent course of treatment. Figures in italics indicate the base number of FP17s or Patient Questionnaire responses are less than 100. N/A is shown where the base number of responses is less than 10 during the period. % is calculated as Quantity/Base number*100

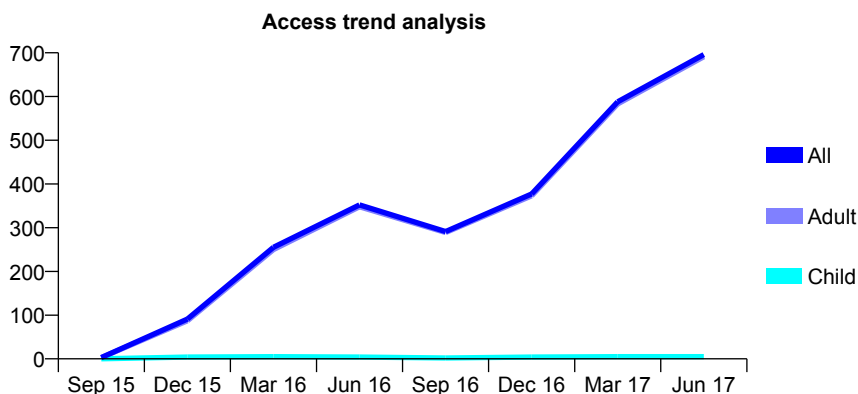
Q44 - Vital Signs At a Glance Contract Report for 174343/0012 - June 2017

Name or company name	Bridgewater Community Healthcare NHS F
Contract type name	PDS Contract
Purpose of contract	General
Contract start date	01/07/2015
Contract end date	30/06/2018

17/18 Contracted general activity (UDA)	6,600
Carry forward general activity (UDA)	0
17/18 Contracted orthodontic activity (UOA)	0
Carry forward orthodontic activity (UOA)	0
Baseline contract value	£357,172.83

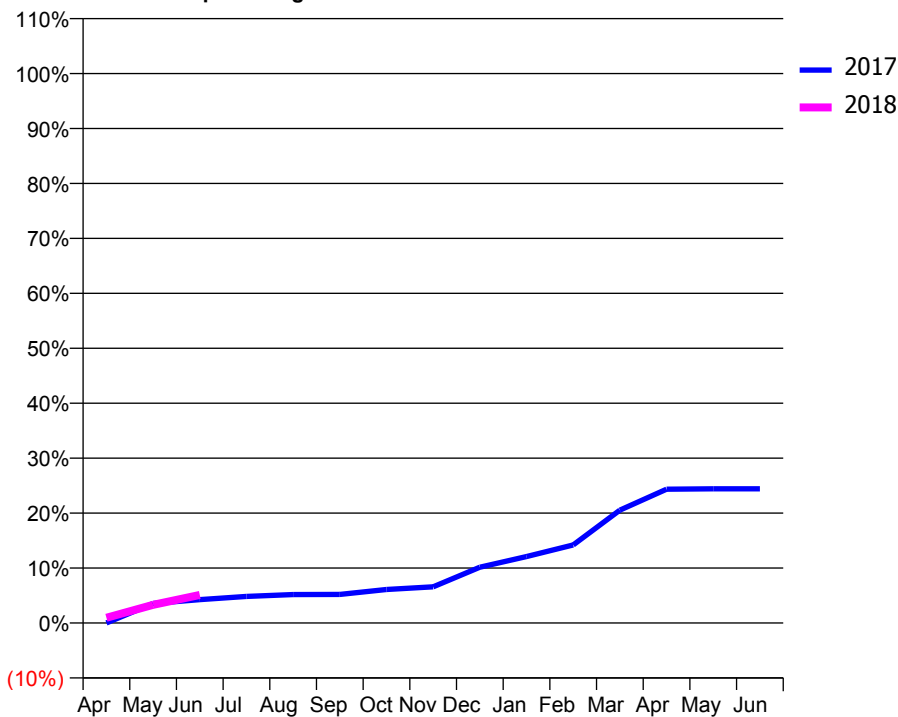
ACCESS*

Patients seen in 24 months	Total	Change since previous quarter
Quarter ending June 2016	352	
Quarter ending September 2016	291	↓
Quarter ending December 2016	377	↑
Quarter ending March 2017	588	↑
Quarter ending June 2017	696	↑
Variance since June 2016	97.7%	↑



ACTIVITY

Cumulative percentage of contracted UDA delivered 2017 & 2018



Month	Adjusted Scheduled Activity (UDA)	
	2017	2018
April	0	64
May	234	218
June	281	337
July	319	
August	341	
September	344	
October	402	
November	435	
December	670	
January	798	
February	938	
March	1,355	
April	1,607	
May	1,611	
June	1,611	

QUALITY

	Quantity	Base Number	Contract	AT	Region	England
% of FP17s for the same patient ID Re-attending within 3 months - Children	0	2	0.0%	11.9%	13.0%	12.0%
% of FP17s for the same patient ID Re-attending within 3 months - Adults	2	255	0.8%	17.0%	16.6%	16.0%
% of FP17s for the same patient ID Re-attending between 3 & 9 months - Children	0	2	0.0%	57.3%	59.5%	58.0%
% of FP17s for the same patient ID Re-attending between 3 & 9 months - Adults	0	255	0.0%	51.3%	53.1%	50.9%
% of FP17s for Band 1 Urgent Courses	0	141	0.0%	9.7%	9.3%	9.1%
% of FP17s Relating to Free Repair or Replacements	0	141	0.0%	1.1%	1.0%	0.8%
% of FP17s Relating to Continuations	0	141	0.0%	1.4%	1.3%	1.1%
% of Patients satisfied with the dentistry they have received	0	0	N/A	92.7%	91.9%	91.7%
% of Patients satisfied with the time they had to wait for an appointment	0	0	N/A	92.5%	88.7%	88.0%

* This is based on patients treated on this contract for their most recent course of treatment. Figures in italics indicate the base number of FP17s or Patient Questionnaire responses are less than 100. N/A is shown where the base number of responses is less than 10 during the period. % is calculated as Quantity/Base number*100

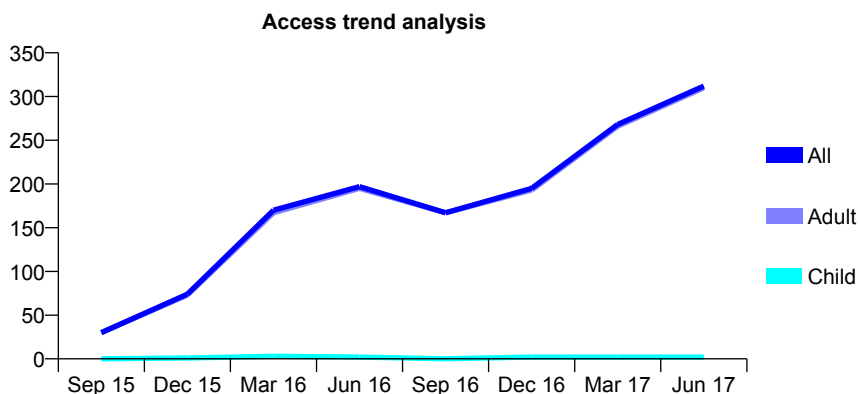
Q44 - Vital Signs At a Glance Contract Report for 174343/0013 - June 2017

Name or company name	Bridgewater Community Healthcare NHS F
Contract type name	PDS Contract
Purpose of contract	General
Contract start date	01/07/2015
Contract end date	30/06/2018

17/18 Contracted general activity (UDA)	2,850
Carry forward general activity (UDA)	0
17/18 Contracted orthodontic activity (UOA)	0
Carry forward orthodontic activity (UOA)	0
Baseline contract value	£153,074.07

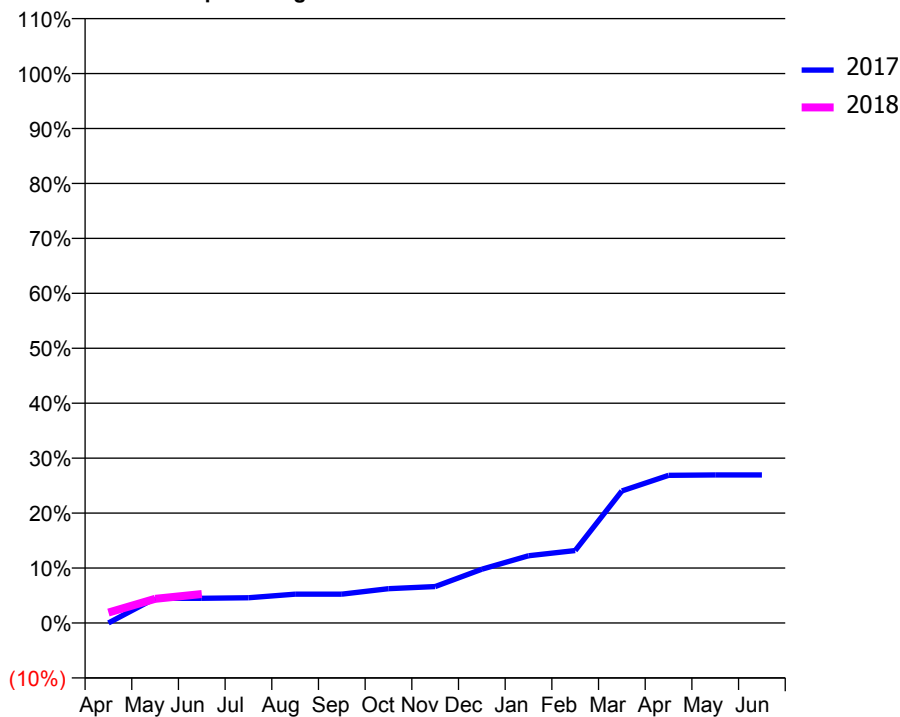
ACCESS*

Patients seen in 24 months	Total	Change since previous quarter
Quarter ending June 2016	197	
Quarter ending September 2016	167	↓
Quarter ending December 2016	195	↑
Quarter ending March 2017	268	↑
Quarter ending June 2017	312	↑
Variance since June 2016	58.4%	↑



ACTIVITY

Cumulative percentage of contracted UDA delivered 2017 & 2018



Month	Adjusted Scheduled Activity (UDA)	
	2017	2018
April	0	54
May	128	125
June	128	150
July	131	
August	150	
September	150	
October	178	
November	189	
December	279	
January	349	
February	376	
March	685	
April	766	
May	768	
June	768	

QUALITY

	Quantity	Base Number	Contract	AT	Region	England
% of FP17s for the same patient ID Re-attending within 3 months - Children	0	0	N/A	11.9%	13.0%	12.0%
% of FP17s for the same patient ID Re-attending within 3 months - Adults	1	91	1.1%	17.0%	16.6%	16.0%
% of FP17s for the same patient ID Re-attending between 3 & 9 months - Children	0	0	N/A	57.3%	59.5%	58.0%
% of FP17s for the same patient ID Re-attending between 3 & 9 months - Adults	0	91	0.0%	51.3%	53.1%	50.9%
% of FP17s for Band 1 Urgent Courses	1	56	1.8%	9.7%	9.3%	9.1%
% of FP17s Relating to Free Repair or Replacements	0	56	0.0%	1.1%	1.0%	0.8%
% of FP17s Relating to Continuations	0	56	0.0%	1.4%	1.3%	1.1%
% of Patients satisfied with the dentistry they have received	1	1	N/A	92.7%	91.9%	91.7%
% of Patients satisfied with the time they had to wait for an appointment	1	1	N/A	92.5%	88.7%	88.0%

* This is based on patients treated on this contract for their most recent course of treatment. Figures in italics indicate the base number of FP17s or Patient Questionnaire responses are less than 100. N/A is shown where the base number of responses is less than 10 during the period. % is calculated as Quantity/Base number*100

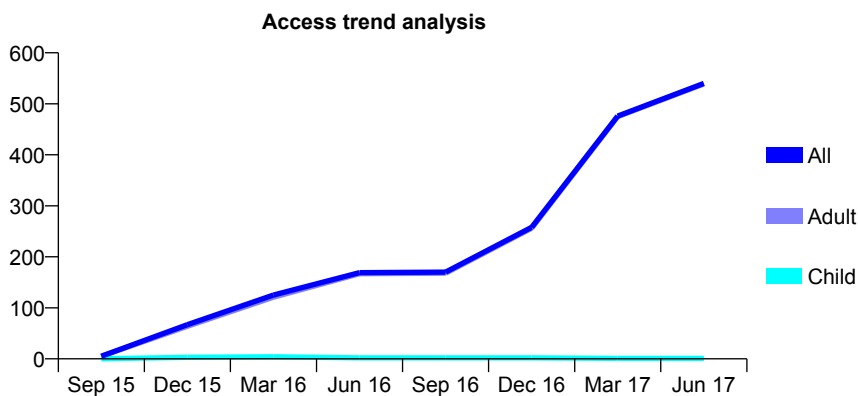
Q44 - Vital Signs At a Glance Contract Report for 174343/0014 - June 2017

Name or company name	Bridgewater Community Healthcare NHS F
Contract type name	PDS Contract
Purpose of contract	General
Contract start date	01/07/2015
Contract end date	30/06/2018

17/18 Contracted general activity (UDA)	3,450
Carry forward general activity (UDA)	0
17/18 Contracted orthodontic activity (UOA)	0
Carry forward orthodontic activity (UOA)	0
Baseline contract value	£188,791.35

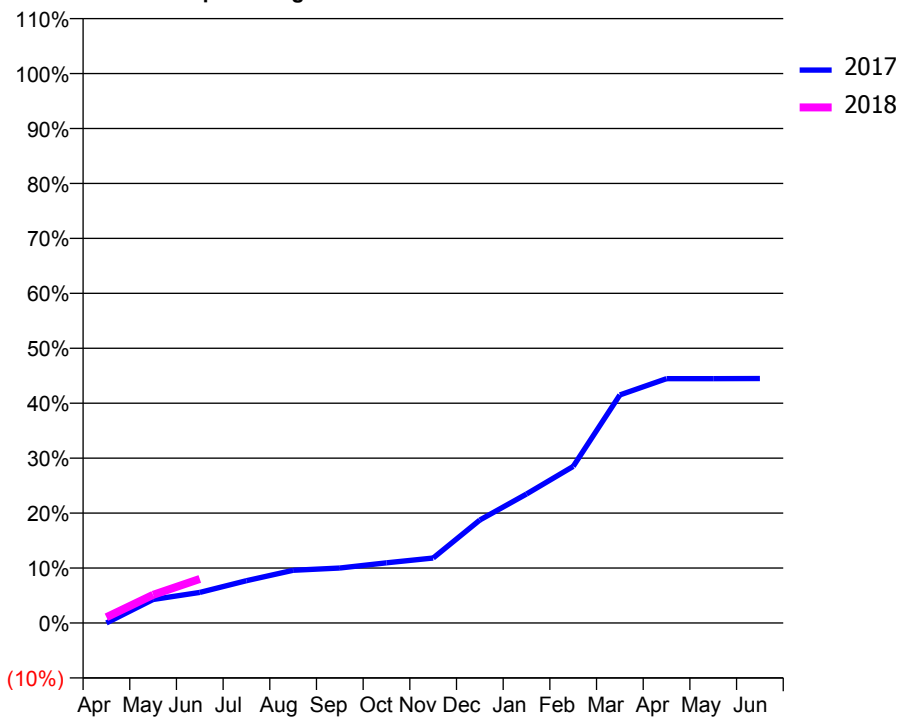
ACCESS*

Patients seen in 24 months	Total	Change since previous quarter
Quarter ending June 2016	169	
Quarter ending September 2016	170	→
Quarter ending December 2016	258	↑
Quarter ending March 2017	476	↑
Quarter ending June 2017	540	↑
Variance since June 2016	219.5%	↑



ACTIVITY

Cumulative percentage of contracted UDA delivered 2017 & 2018



Adjusted Scheduled Activity (UDA)

Month	2017	2018
April	0	36
May	148	177
June	192	277
July	266	
August	331	
September	345	
October	378	
November	408	
December	647	
January	810	
February	983	
March	1,432	
April	1,534	
May	1,534	
June	1,535	

QUALITY

	Quantity	Base Number	Contract	AT	Region	England
% of FP17s for the same patient ID Re-attending within 3 months - Children	0	1	0.0%	11.9%	13.0%	12.0%
% of FP17s for the same patient ID Re-attending within 3 months - Adults	0	171	0.0%	17.0%	16.6%	16.0%
% of FP17s for the same patient ID Re-attending between 3 & 9 months - Children	0	1	0.0%	57.3%	59.5%	58.0%
% of FP17s for the same patient ID Re-attending between 3 & 9 months - Adults	0	171	0.0%	51.3%	53.1%	50.9%
% of FP17s for Band 1 Urgent Courses	0	121	0.0%	9.7%	9.3%	9.1%
% of FP17s Relating to Free Repair or Replacements	0	121	0.0%	1.1%	1.0%	0.8%
% of FP17s Relating to Continuations	0	121	0.0%	1.4%	1.3%	1.1%
% of Patients satisfied with the dentistry they have received	0	0	N/A	92.7%	91.9%	91.7%
% of Patients satisfied with the time they had to wait for an appointment	0	0	N/A	92.5%	88.7%	88.0%

* This is based on patients treated on this contract for their most recent course of treatment. Figures in italics indicate the base number of FP17s or Patient Questionnaire responses are less than 100. N/A is shown where the base number of responses is less than 10 during the period. % is calculated as Quantity/Base number*100

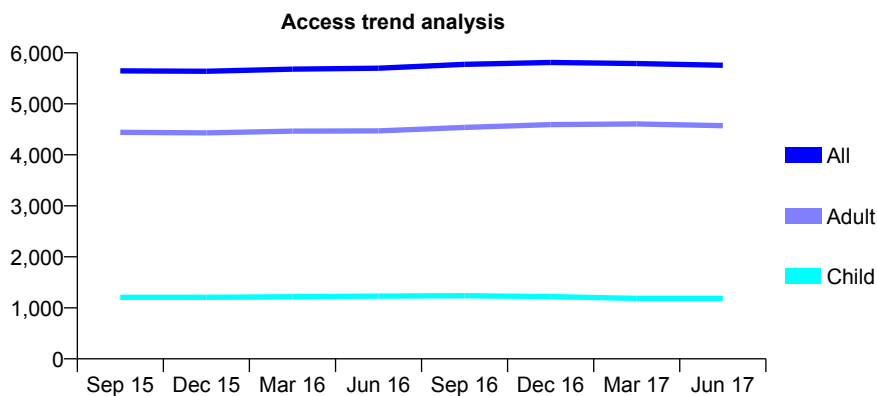
Q44 - Vital Signs At a Glance Contract Report for 175889/0001 - June 2017

Name or company name	Holmlands Dental Practice
Contract type name	GDS Contract
Purpose of contract	General
Contract start date	01/04/2006
Contract end date	

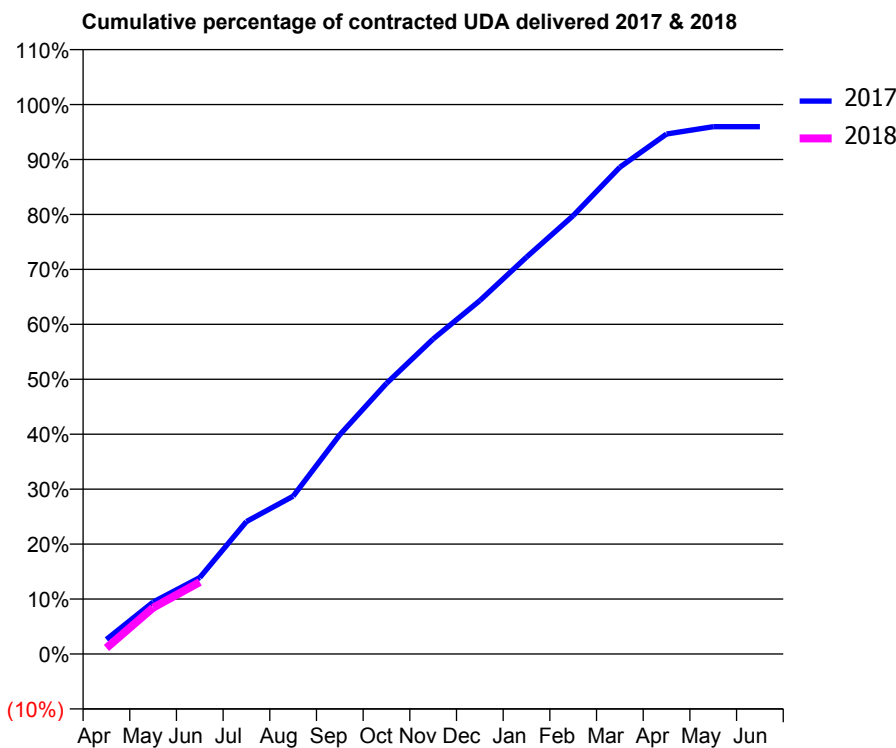
17/18 Contracted general activity (UDA)	19,000
Carry forward general activity (UDA)	0
17/18 Contracted orthodontic activity (UOA)	0
Carry forward orthodontic activity (UOA)	0
Baseline contract value	£558,050.00

ACCESS*

Patients seen in 24 months	Total	Change since previous quarter
Quarter ending June 2016	5,698	
Quarter ending September 2016	5,775	→
Quarter ending December 2016	5,810	→
Quarter ending March 2017	5,790	→
Quarter ending June 2017	5,756	→
Variance since June 2016	1.0%	→



ACTIVITY



Month	Adjusted Scheduled Activity (UDA)	
	2017	2018
April	505	210
May	1,797	1,603
June	2,645	2,487
July	4,580	
August	5,455	
September	7,583	
October	9,358	
November	10,894	
December	12,222	
January	13,724	
February	15,159	
March	16,830	
April	17,978	
May	18,231	
June	18,231	

QUALITY

	Quantity	Base Number	Contract	AT	Region	England
% of FP17s for the same patient ID Re-attending within 3 months - Children	47	377	12.5%	11.9%	13.0%	12.0%
% of FP17s for the same patient ID Re-attending within 3 months - Adults	213	1,242	17.1%	17.0%	16.6%	16.0%
% of FP17s for the same patient ID Re-attending between 3 & 9 months - Children	195	377	51.7%	57.3%	59.5%	58.0%
% of FP17s for the same patient ID Re-attending between 3 & 9 months - Adults	540	1,242	43.5%	51.3%	53.1%	50.9%
% of FP17s for Band 1 Urgent Courses	179	1,152	15.5%	9.7%	9.3%	9.1%
% of FP17s Relating to Free Repair or Replacements	7	1,152	0.6%	1.1%	1.0%	0.8%
% of FP17s Relating to Continuations	30	1,152	2.6%	1.4%	1.3%	1.1%
% of Patients satisfied with the dentistry they have received	11	12	91.7%	92.7%	91.9%	91.7%
% of Patients satisfied with the time they had to wait for an appointment	12	12	100.0%	92.5%	88.7%	88.0%

* This is based on patients treated on this contract for their most recent course of treatment. Figures in italics indicate the base number of FP17s or Patient Questionnaire responses are less than 100. N/A is shown where the base number of responses is less than 10 during the period. % is calculated as Quantity/Base number*100

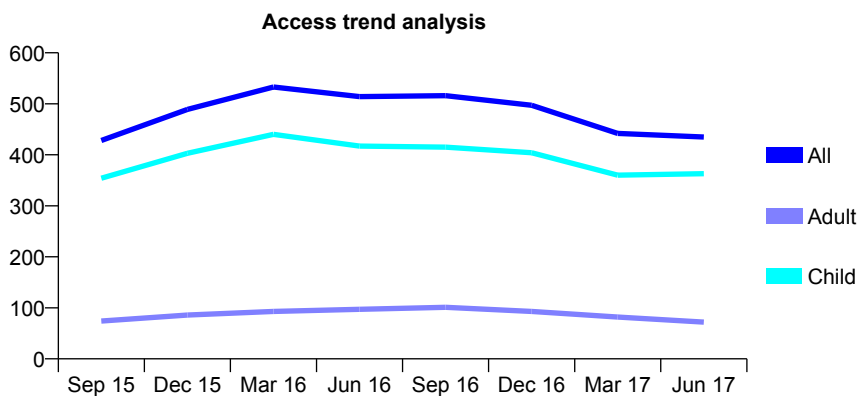
Q44 - Vital Signs At a Glance Contract Report for 176699/0001 - June 2017

Name or company name	Brunner Court Dental Practice
Contract type name	GDS Contract
Purpose of contract	General
Contract start date	01/11/2014
Contract end date	

17/18 Contracted general activity (UDA)	1,606
Carry forward general activity (UDA)	0
17/18 Contracted orthodontic activity (UOA)	0
Carry forward orthodontic activity (UOA)	0
Baseline contract value	£39,210.35

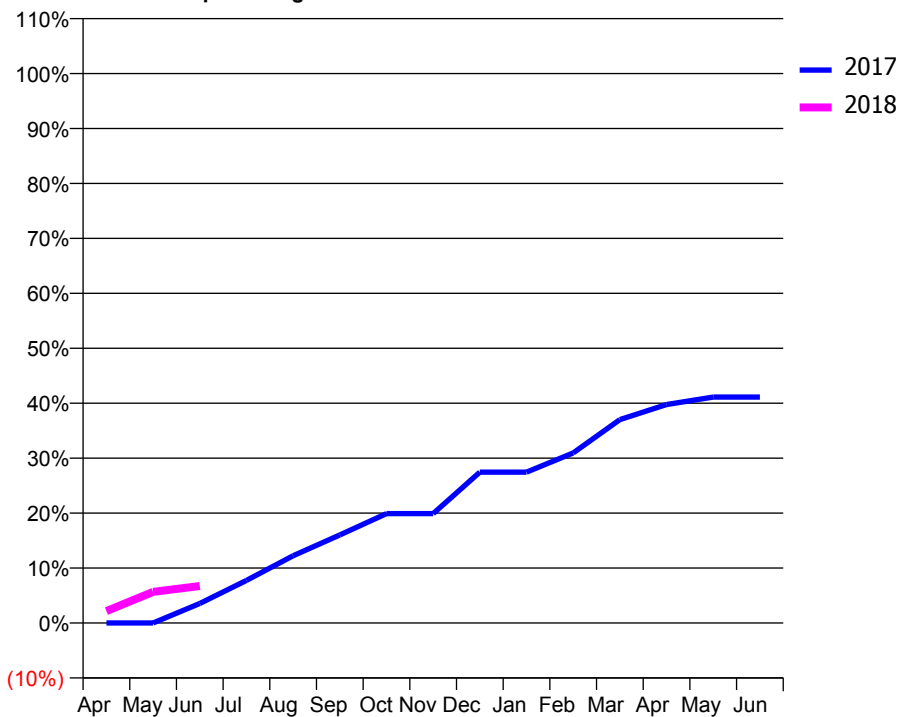
ACCESS*

Patients seen in 24 months	Total	Change since previous quarter
Quarter ending June 2016	514	
Quarter ending September 2016	516	→
Quarter ending December 2016	497	↓
Quarter ending March 2017	442	↓
Quarter ending June 2017	435	↓
Variance since June 2016	(15.4%)	↓



ACTIVITY

Cumulative percentage of contracted UDA delivered 2017 & 2018



Month	Adjusted Scheduled Activity (UDA)	
	2017	2018
April	0	35
May	0	91
June	57	108
July	125	
August	197	
September	258	
October	320	
November	320	
December	441	
January	441	
February	497	
March	594	
April	638	
May	660	
June	660	

QUALITY

	Quantity	Base Number	Contract	AT	Region	England
% of FP17s for the same patient ID Re-attending within 3 months - Children	4	106	3.8%	11.9%	13.0%	12.0%
% of FP17s for the same patient ID Re-attending within 3 months - Adults	1	10	10.0%	17.0%	16.6%	16.0%
% of FP17s for the same patient ID Re-attending between 3 & 9 months - Children	71	106	67.0%	57.3%	59.5%	58.0%
% of FP17s for the same patient ID Re-attending between 3 & 9 months - Adults	7	10	70.0%	51.3%	53.1%	50.9%
% of FP17s for Band 1 Urgent Courses	0	79	0.0%	9.7%	9.3%	9.1%
% of FP17s Relating to Free Repair or Replacements	0	79	0.0%	1.1%	1.0%	0.8%
% of FP17s Relating to Continuations	1	79	1.3%	1.4%	1.3%	1.1%
% of Patients satisfied with the dentistry they have received	0	0	N/A	92.7%	91.9%	91.7%
% of Patients satisfied with the time they had to wait for an appointment	0	0	N/A	92.5%	88.7%	88.0%

* This is based on patients treated on this contract for their most recent course of treatment. Figures in italics indicate the base number of FP17s or Patient Questionnaire responses are less than 100. N/A is shown where the base number of responses is less than 10 during the period. % is calculated as Quantity/Base number*100

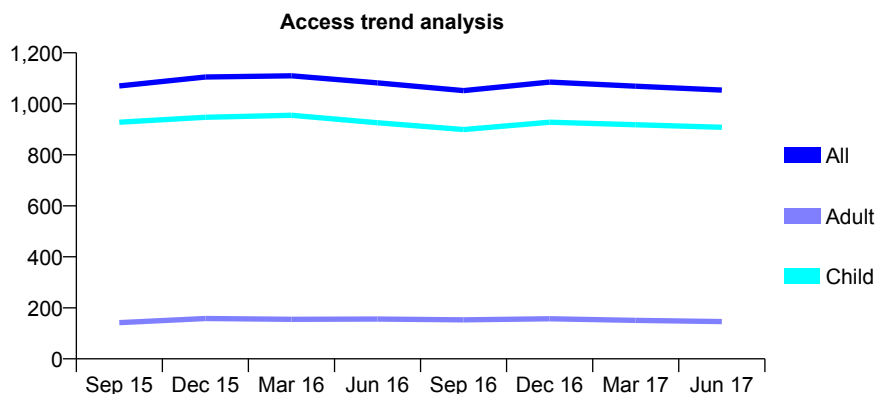
Q44 - Vital Signs At a Glance Contract Report for 177482/0001 - June 2017

Name or company name	Moody Terrace Dental Practice Ltd
Contract type name	GDS Contract
Purpose of contract	General
Contract start date	01/01/2008
Contract end date	

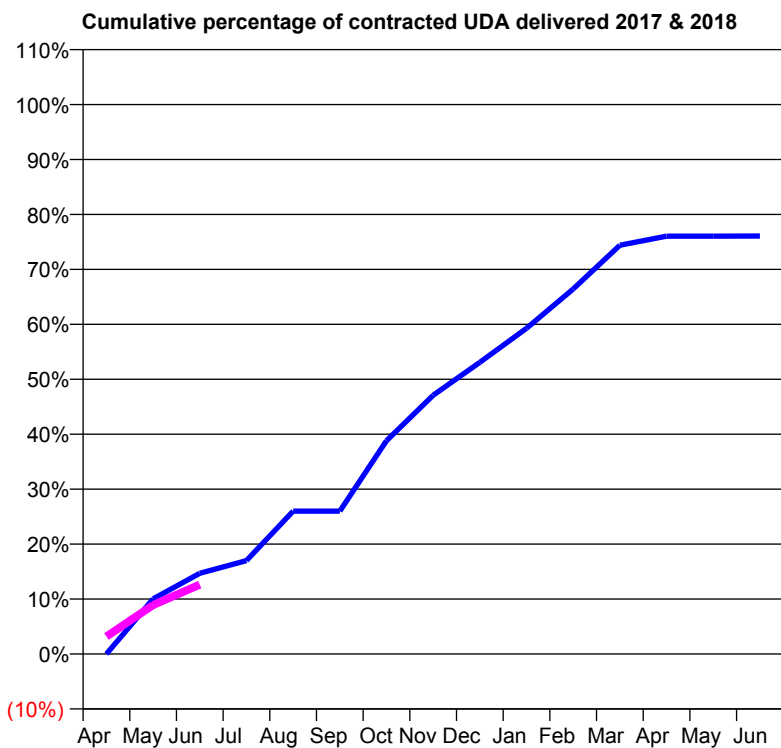
17/18 Contracted general activity (UDA)	4,000
Carry forward general activity (UDA)	0
17/18 Contracted orthodontic activity (UOA)	0
Carry forward orthodontic activity (UOA)	0
Baseline contract value	£83,503.30

ACCESS*

Patients seen in 24 months	Total	Change since previous quarter
Quarter ending June 2016	1,082	
Quarter ending September 2016	1,052	↓
Quarter ending December 2016	1,085	↑
Quarter ending March 2017	1,069	↓
Quarter ending June 2017	1,054	↓
Variance since June 2016	(2.6%)	↓



ACTIVITY



Month	Adjusted Scheduled Activity (UDA)	
	2017	2018
April	0	127
May	402	357
June	587	505
July	680	
August	1,040	
September	1,040	
October	1,552	
November	1,884	
December	2,124	
January	2,370	
February	2,658	
March	2,975	
April	3,042	
May	3,042	
June	3,043	

QUALITY

	Quantity	Base Number	Contract	AT	Region	England
% of FP17s for the same patient ID Re-attending within 3 months - Children	22	286	7.7%	11.9%	13.0%	12.0%
% of FP17s for the same patient ID Re-attending within 3 months - Adults	4	23	17.4%	17.0%	16.6%	16.0%
% of FP17s for the same patient ID Re-attending between 3 & 9 months - Children	203	286	71.0%	57.3%	59.5%	58.0%
% of FP17s for the same patient ID Re-attending between 3 & 9 months - Adults	18	23	78.3%	51.3%	53.1%	50.9%
% of FP17s for Band 1 Urgent Courses	9	270	3.3%	9.7%	9.3%	9.1%
% of FP17s Relating to Free Repair or Replacements	0	270	0.0%	1.1%	1.0%	0.8%
% of FP17s Relating to Continuations	0	270	0.0%	1.4%	1.3%	1.1%
% of Patients satisfied with the dentistry they have received	2	2	N/A	92.7%	91.9%	91.7%
% of Patients satisfied with the time they had to wait for an appointment	2	2	N/A	92.5%	88.7%	88.0%

* This is based on patients treated on this contract for their most recent course of treatment. Figures in italics indicate the base number of FP17s or Patient Questionnaire responses are less than 100. N/A is shown where the base number of responses is less than 10 during the period. % is calculated as Quantity/Base number*100

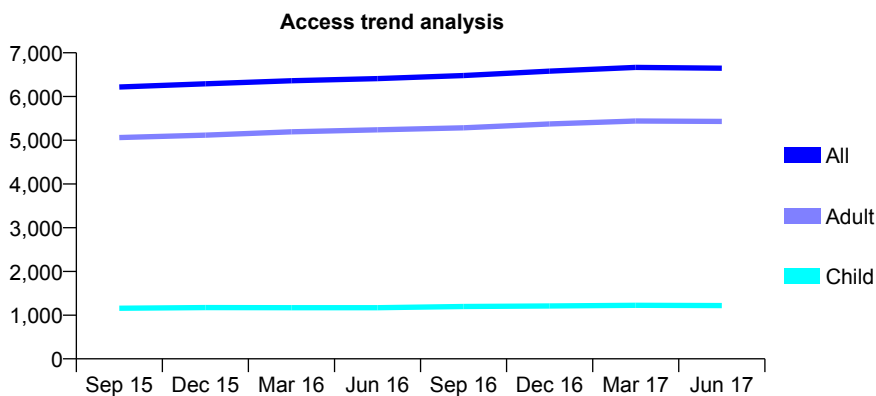
Q44 - Vital Signs At a Glance Contract Report for 181331/0001 - June 2017

Name or company name	Prenton Dental Practice
Contract type name	GDS Contract
Purpose of contract	General
Contract start date	01/04/2006
Contract end date	

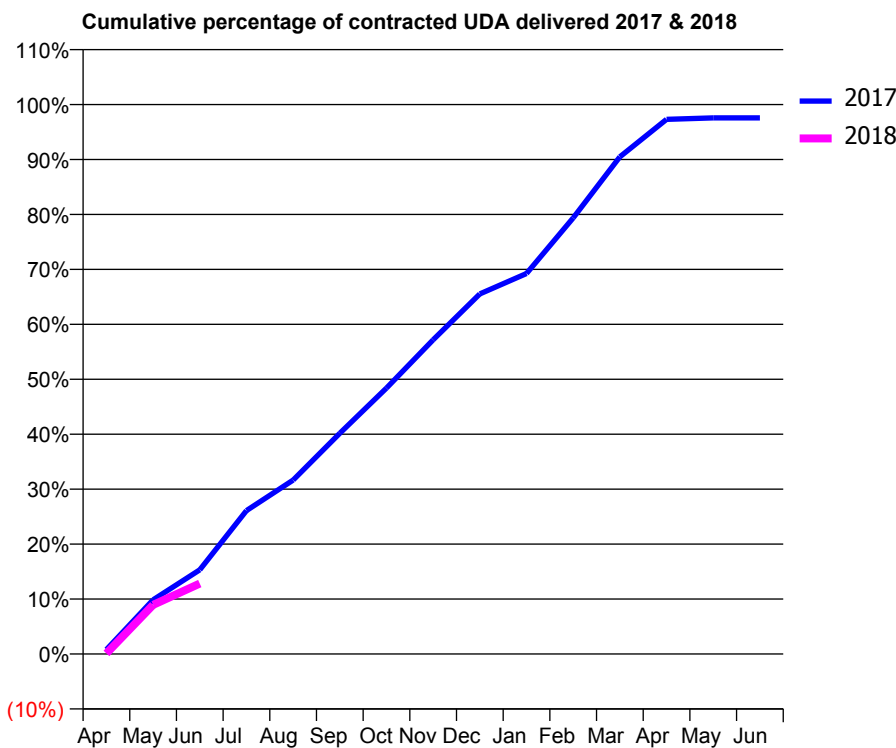
17/18 Contracted general activity (UDA)	21,341
Carry forward general activity (UDA)	0
17/18 Contracted orthodontic activity (UOA)	0
Carry forward orthodontic activity (UOA)	0
Baseline contract value	£642,271.88

ACCESS*

Patients seen in 24 months	Total	Change since previous quarter
Quarter ending June 2016	6,409	
Quarter ending September 2016	6,481	→
Quarter ending December 2016	6,581	→
Quarter ending March 2017	6,666	→
Quarter ending June 2017	6,648	→
Variance since June 2016	3.7%	↑



ACTIVITY



Month	Adjusted Scheduled Activity (UDA)	
	2017	2018
April	175	25
May	2,106	1,907
June	3,270	2,739
July	5,568	
August	6,756	
September	8,571	
October	10,328	
November	12,202	
December	13,987	
January	14,780	
February	16,938	
March	19,309	
April	20,764	
May	20,823	
June	20,824	

QUALITY

	Quantity	Base Number	Contract	AT	Region	England
% of FP17s for the same patient ID Re-attending within 3 months - Children	42	417	10.1%	11.9%	13.0%	12.0%
% of FP17s for the same patient ID Re-attending within 3 months - Adults	416	1,884	22.1%	17.0%	16.6%	16.0%
% of FP17s for the same patient ID Re-attending between 3 & 9 months - Children	215	417	51.6%	57.3%	59.5%	58.0%
% of FP17s for the same patient ID Re-attending between 3 & 9 months - Adults	819	1,884	43.5%	51.3%	53.1%	50.9%
% of FP17s for Band 1 Urgent Courses	217	1,413	15.4%	9.7%	9.3%	9.1%
% of FP17s Relating to Free Repair or Replacements	21	1,413	1.5%	1.1%	1.0%	0.8%
% of FP17s Relating to Continuations	9	1,413	0.6%	1.4%	1.3%	1.1%
% of Patients satisfied with the dentistry they have received	27	28	96.4%	92.7%	91.9%	91.7%
% of Patients satisfied with the time they had to wait for an appointment	26	28	92.9%	92.5%	88.7%	88.0%

* This is based on patients treated on this contract for their most recent course of treatment. Figures in italics indicate the base number of FP17s or Patient Questionnaire responses are less than 100. N/A is shown where the base number of responses is less than 10 during the period. % is calculated as Quantity/Base number*100

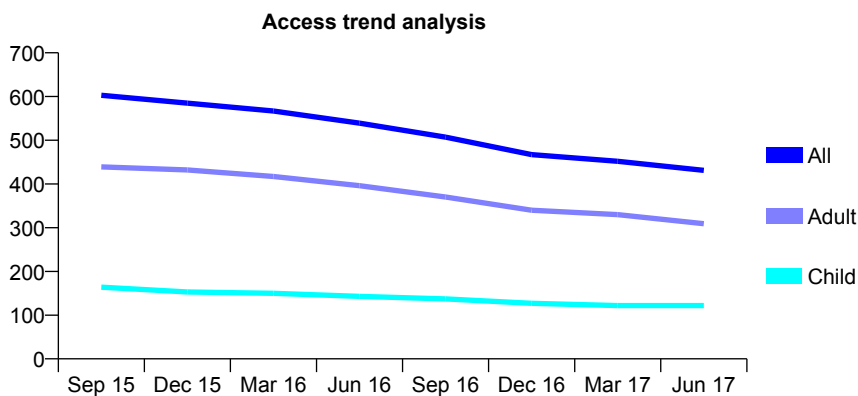
Q44 - Vital Signs At a Glance Contract Report for 185248/0001 - June 2017

Name or company name	Cheshire Centre of Dental Excellence
Contract type name	GDS Contract
Purpose of contract	General
Contract start date	01/06/2010
Contract end date	

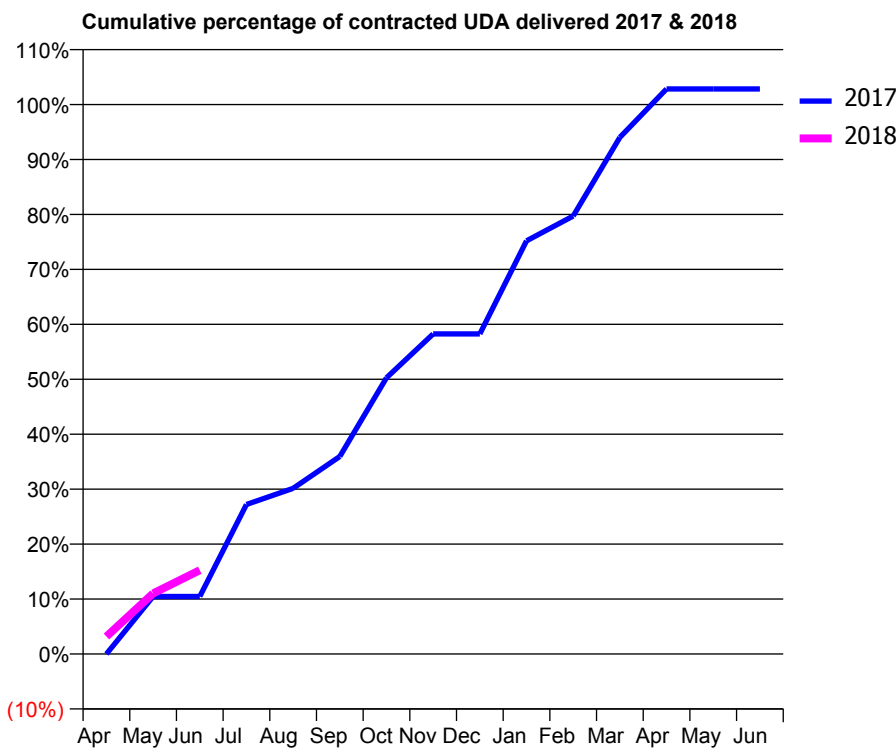
17/18 Contracted general activity (UDA)	1,380
Carry forward general activity (UDA)	0
17/18 Contracted orthodontic activity (UOA)	0
Carry forward orthodontic activity (UOA)	0
Baseline contract value	£36,602.14

ACCESS*

Patients seen in 24 months	Total	Change since previous quarter
Quarter ending June 2016	539	
Quarter ending September 2016	507	↓
Quarter ending December 2016	467	↓
Quarter ending March 2017	452	↓
Quarter ending June 2017	431	↓
Variance since June 2016	(20.0%)	↓



ACTIVITY



Month	Adjusted Scheduled Activity (UDA)	
	2017	2018
April	0	44
May	144	152
June	144	210
July	376	
August	416	
September	496	
October	694	
November	804	
December	804	
January	1,038	
February	1,100	
March	1,297	
April	1,419	
May	1,419	
June	1,419	

QUALITY

	Quantity	Base Number	Contract	AT	Region	England
% of FP17s for the same patient ID Re-attending within 3 months - Children	5	50	10.0%	11.9%	13.0%	12.0%
% of FP17s for the same patient ID Re-attending within 3 months - Adults	9	103	8.7%	17.0%	16.6%	16.0%
% of FP17s for the same patient ID Re-attending between 3 & 9 months - Children	17	50	34.0%	57.3%	59.5%	58.0%
% of FP17s for the same patient ID Re-attending between 3 & 9 months - Adults	50	103	48.5%	51.3%	53.1%	50.9%
% of FP17s for Band 1 Urgent Courses	2	115	1.7%	9.7%	9.3%	9.1%
% of FP17s Relating to Free Repair or Replacements	0	115	0.0%	1.1%	1.0%	0.8%
% of FP17s Relating to Continuations	8	115	7.0%	1.4%	1.3%	1.1%
% of Patients satisfied with the dentistry they have received	2	2	N/A	92.7%	91.9%	91.7%
% of Patients satisfied with the time they had to wait for an appointment	2	2	N/A	92.5%	88.7%	88.0%

* This is based on patients treated on this contract for their most recent course of treatment. Figures in italics indicate the base number of FP17s or Patient Questionnaire responses are less than 100. N/A is shown where the base number of responses is less than 10 during the period. % is calculated as Quantity/Base number*100

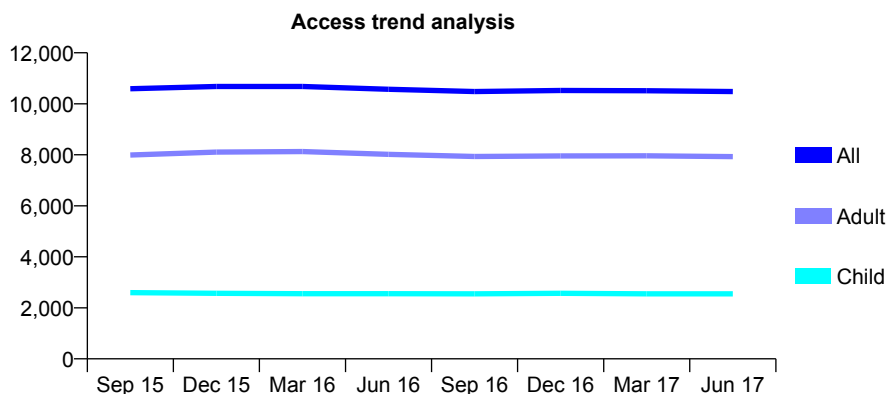
Q44 - Vital Signs At a Glance Contract Report for 185620/0001 - June 2017

Name or company name	Xeon Smiles UK Ltd
Contract type name	PDS Contract
Purpose of contract	General
Contract start date	01/04/2009
Contract end date	31/03/2020

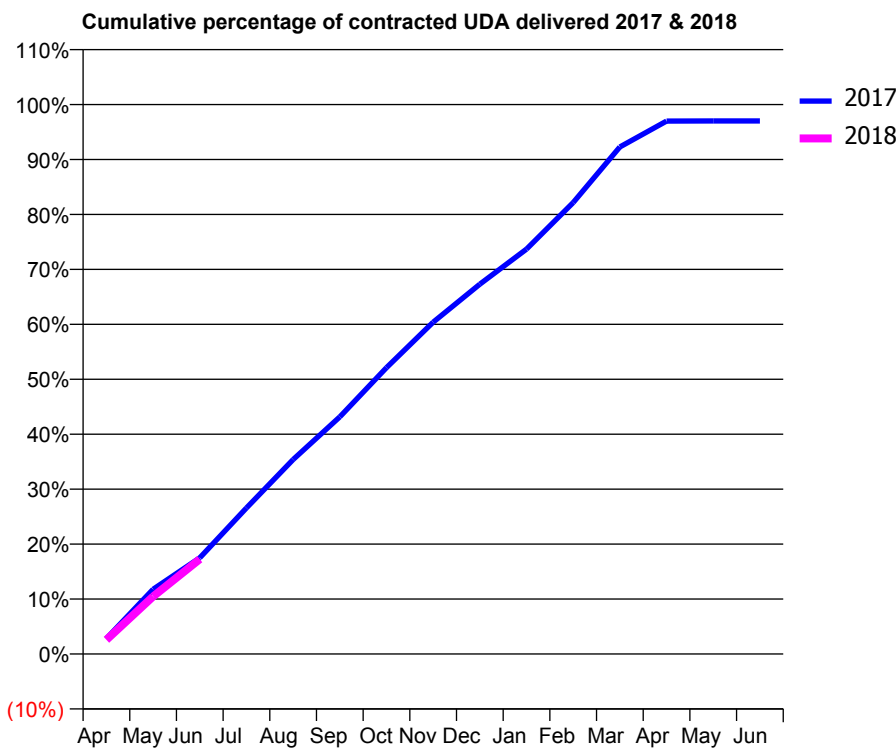
17/18 Contracted general activity (UDA)	32,798
Carry forward general activity (UDA)	0
17/18 Contracted orthodontic activity (UOA)	0
Carry forward orthodontic activity (UOA)	0
Baseline contract value	£828,471.84

ACCESS*

Patients seen in 24 months	Total	Change since previous quarter
Quarter ending June 2016	10,572	
Quarter ending September 2016	10,483	→
Quarter ending December 2016	10,525	→
Quarter ending March 2017	10,510	→
Quarter ending June 2017	10,482	→
Variance since June 2016	(0.9%)	→



ACTIVITY



Month	Adjusted Scheduled Activity (UDA)	
	2017	2018
April	924	849
May	3,864	3,433
June	5,746	5,661
July	8,720	
August	11,610	
September	14,159	
October	17,092	
November	19,806	
December	22,073	
January	24,167	
February	26,943	
March	30,263	
April	31,805	
May	31,819	
June	31,818	

QUALITY

	Quantity	Base Number	Contract	AT	Region	England
% of FP17s for the same patient ID Re-attending within 3 months - Children	71	944	7.5%	11.9%	13.0%	12.0%
% of FP17s for the same patient ID Re-attending within 3 months - Adults	406	2,680	15.1%	17.0%	16.6%	16.0%
% of FP17s for the same patient ID Re-attending between 3 & 9 months - Children	634	944	67.2%	57.3%	59.5%	58.0%
% of FP17s for the same patient ID Re-attending between 3 & 9 months - Adults	1,549	2,680	57.8%	51.3%	53.1%	50.9%
% of FP17s for Band 1 Urgent Courses	200	2,931	6.8%	9.7%	9.3%	9.1%
% of FP17s Relating to Free Repair or Replacements	52	2,931	1.8%	1.1%	1.0%	0.8%
% of FP17s Relating to Continuations	33	2,931	1.1%	1.4%	1.3%	1.1%
% of Patients satisfied with the dentistry they have received	26	32	81.3%	92.7%	91.9%	91.7%
% of Patients satisfied with the time they had to wait for an appointment	25	32	78.1%	92.5%	88.7%	88.0%

* This is based on patients treated on this contract for their most recent course of treatment. Figures in italics indicate the base number of FP17s or Patient Questionnaire responses are less than 100. N/A is shown where the base number of responses is less than 10 during the period. % is calculated as Quantity/Base number*100

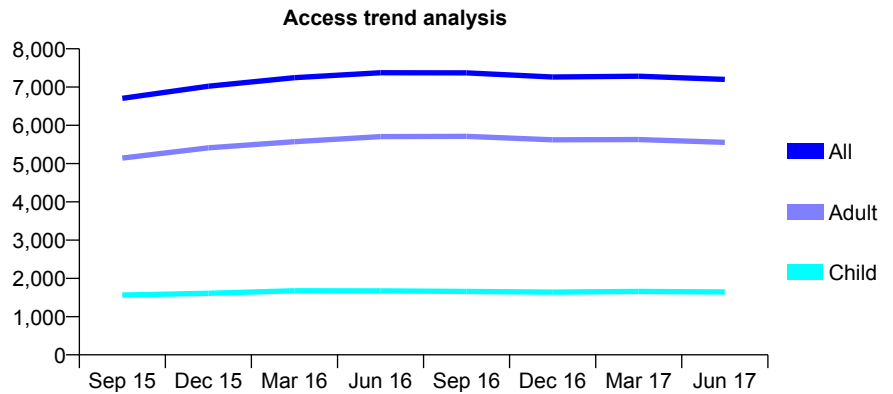
Q44 - Vital Signs At a Glance Contract Report for 192546/0001 - June 2017

Name or company name	Birchwood Dental Practice
Contract type name	GDS Contract
Purpose of contract	General
Contract start date	01/07/2014
Contract end date	

17/18 Contracted general activity (UDA)	19,914
Carry forward general activity (UDA)	0
17/18 Contracted orthodontic activity (UOA)	0
Carry forward orthodontic activity (UOA)	0
Baseline contract value	£596,648.17

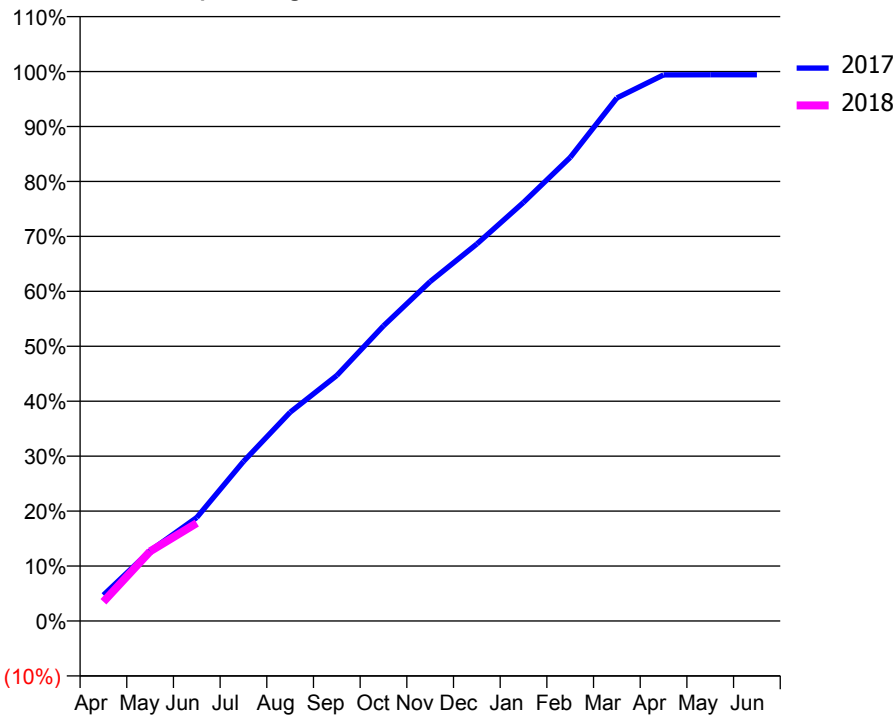
ACCESS*

Patients seen in 24 months	Total	Change since previous quarter
Quarter ending June 2016	7,374	
Quarter ending September 2016	7,370	→
Quarter ending December 2016	7,262	↓
Quarter ending March 2017	7,285	→
Quarter ending June 2017	7,199	↓
Variance since June 2016	(2.4%)	↓



ACTIVITY

Cumulative percentage of contracted UDA delivered 2017 & 2018



Month	Adjusted Scheduled Activity (UDA)	
	2017	2018
April	941	698
May	2,545	2,523
June	3,754	3,549
July	5,781	
August	7,565	
September	8,901	
October	10,695	
November	12,299	
December	13,662	
January	15,171	
February	16,801	
March	18,957	
April	19,791	
May	19,798	
June	19,798	

QUALITY

	Quantity	Base Number	Contract	AT	Region	England
% of FP17s for the same patient ID Re-attending within 3 months - Children	37	574	6.4%	11.9%	13.0%	12.0%
% of FP17s for the same patient ID Re-attending within 3 months - Adults	215	1,606	13.4%	17.0%	16.6%	16.0%
% of FP17s for the same patient ID Re-attending between 3 & 9 months - Children	362	574	63.1%	57.3%	59.5%	58.0%
% of FP17s for the same patient ID Re-attending between 3 & 9 months - Adults	800	1,606	49.8%	51.3%	53.1%	50.9%
% of FP17s for Band 1 Urgent Courses	115	1,798	6.4%	9.7%	9.3%	9.1%
% of FP17s Relating to Free Repair or Replacements	28	1,798	1.6%	1.1%	1.0%	0.8%
% of FP17s Relating to Continuations	23	1,798	1.3%	1.4%	1.3%	1.1%
% of Patients satisfied with the dentistry they have received	17	17	100.0%	92.7%	91.9%	91.7%
% of Patients satisfied with the time they had to wait for an appointment	16	17	94.1%	92.5%	88.7%	88.0%

* This is based on patients treated on this contract for their most recent course of treatment. Figures in italics indicate the base number of FP17s or Patient Questionnaire responses are less than 100. N/A is shown where the base number of responses is less than 10 during the period. % is calculated as Quantity/Base number*100

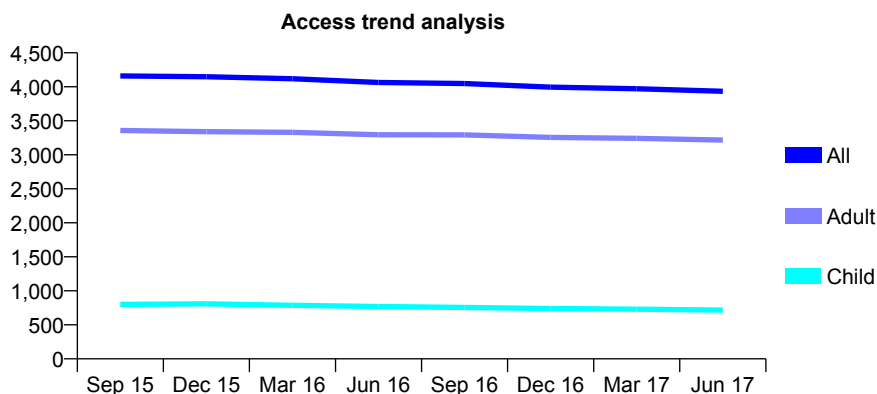
Q44 - Vital Signs At a Glance Contract Report for 193321/0001 - June 2017

Name or company name	PRESTBURY DENTAL PRACTICE LIMITE
Contract type name	GDS Contract
Purpose of contract	General
Contract start date	01/10/2011
Contract end date	

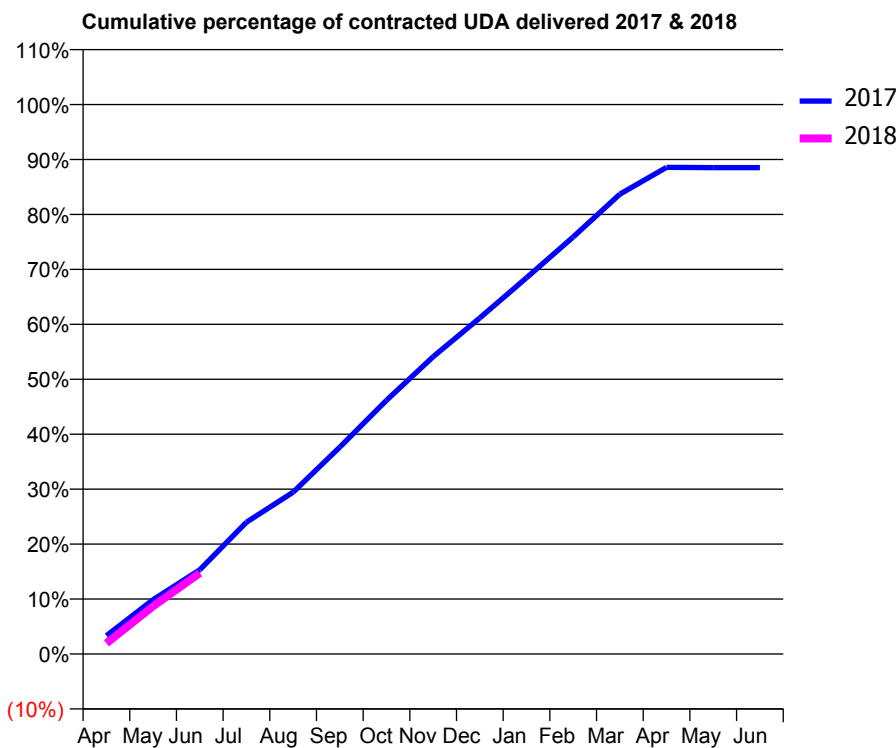
17/18 Contracted general activity (UDA)	13,500
Carry forward general activity (UDA)	0
17/18 Contracted orthodontic activity (UOA)	0
Carry forward orthodontic activity (UOA)	0
Baseline contract value	£372,212.00

ACCESS*

Patients seen in 24 months	Total	Change since previous quarter
Quarter ending June 2016	4,064	
Quarter ending September 2016	4,048	→
Quarter ending December 2016	3,996	↓
Quarter ending March 2017	3,972	→
Quarter ending June 2017	3,934	→
Variance since June 2016	(3.2%)	↓



ACTIVITY



Month	Adjusted Scheduled Activity (UDA)	
	2017	2018
April	452	265
May	1,334	1,174
June	2,070	1,991
July	3,237	
August	3,976	
September	5,082	
October	6,231	
November	7,305	
December	8,257	
January	9,245	
February	10,247	
March	11,297	
April	11,956	
May	11,949	
June	11,948	

QUALITY

	Quantity	Base Number	Contract	AT	Region	England
% of FP17s for the same patient ID Re-attending within 3 months - Children	6	220	2.7%	11.9%	13.0%	12.0%
% of FP17s for the same patient ID Re-attending within 3 months - Adults	235	1,223	19.2%	17.0%	16.6%	16.0%
% of FP17s for the same patient ID Re-attending between 3 & 9 months - Children	165	220	75.0%	57.3%	59.5%	58.0%
% of FP17s for the same patient ID Re-attending between 3 & 9 months - Adults	796	1,223	65.1%	51.3%	53.1%	50.9%
% of FP17s for Band 1 Urgent Courses	156	1,176	13.3%	9.7%	9.3%	9.1%
% of FP17s Relating to Free Repair or Replacements	25	1,176	2.1%	1.1%	1.0%	0.8%
% of FP17s Relating to Continuations	16	1,176	1.4%	1.4%	1.3%	1.1%
% of Patients satisfied with the dentistry they have received	11	13	84.6%	92.7%	91.9%	91.7%
% of Patients satisfied with the time they had to wait for an appointment	12	13	92.3%	92.5%	88.7%	88.0%

* This is based on patients treated on this contract for their most recent course of treatment. Figures in italics indicate the base number of FP17s or Patient Questionnaire responses are less than 100. N/A is shown where the base number of responses is less than 10 during the period. % is calculated as Quantity/Base number*100

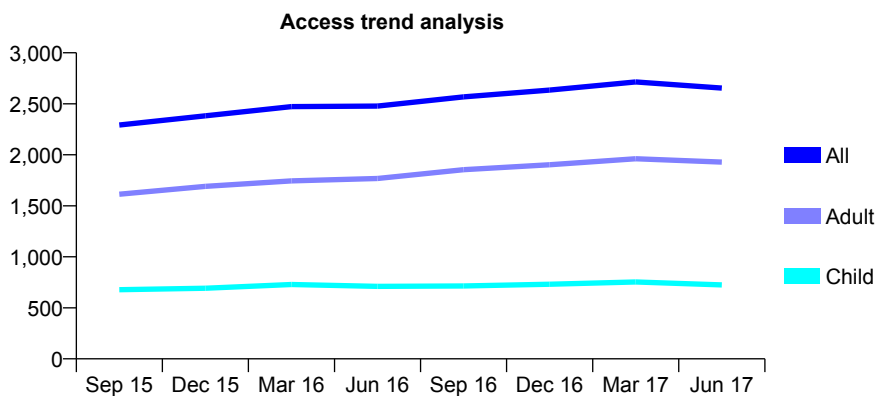
Q44 - Vital Signs At a Glance Contract Report for 194298/0001 - June 2017

Name or company name	Woodchurch Dental Practice
Contract type name	GDS Contract
Purpose of contract	General
Contract start date	08/10/2012
Contract end date	

17/18 Contracted general activity (UDA)	6,570
Carry forward general activity (UDA)	0
17/18 Contracted orthodontic activity (UOA)	0
Carry forward orthodontic activity (UOA)	0
Baseline contract value	£204,005.63

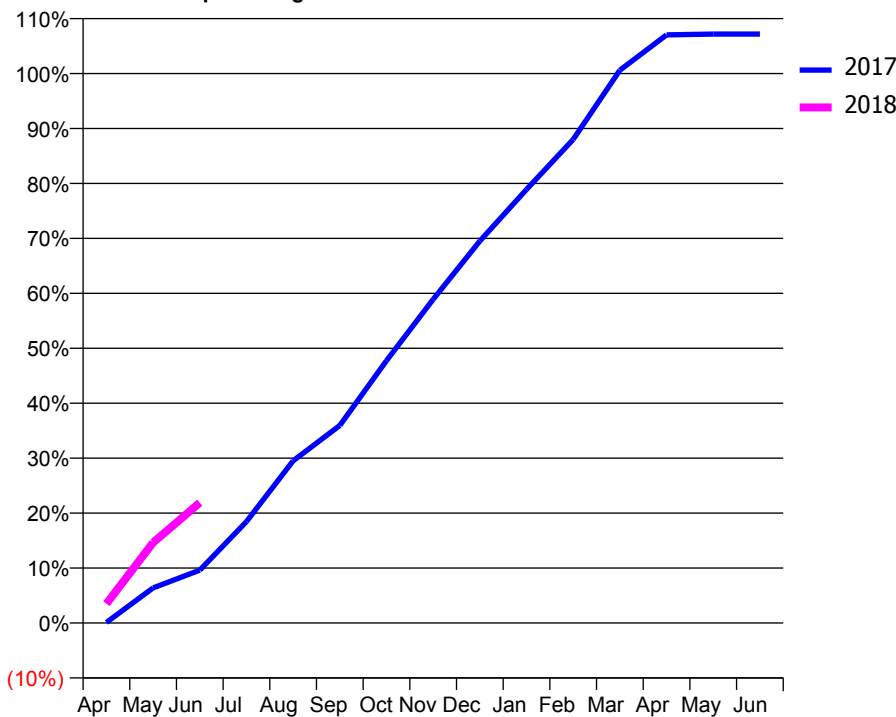
ACCESS*

Patients seen in 24 months	Total	Change since previous quarter
Quarter ending June 2016	2,478	
Quarter ending September 2016	2,568	↑
Quarter ending December 2016	2,634	↑
Quarter ending March 2017	2,715	↑
Quarter ending June 2017	2,654	↓
Variance since June 2016	7.1%	↑



ACTIVITY

Cumulative percentage of contracted UDA delivered 2017 & 2018



Month	Adjusted Scheduled Activity (UDA)	
	2017	2018
April	7	230
May	419	961
June	632	1,439
July	1,213	
August	1,939	
September	2,363	
October	3,137	
November	3,871	
December	4,567	
January	5,184	
February	5,782	
March	6,610	
April	7,033	
May	7,041	
June	7,041	

QUALITY

	Quantity	Base Number	Contract	AT	Region	England
% of FP17s for the same patient ID Re-attending within 3 months - Children	58	317	18.3%	11.9%	13.0%	12.0%
% of FP17s for the same patient ID Re-attending within 3 months - Adults	154	581	26.5%	17.0%	16.6%	16.0%
% of FP17s for the same patient ID Re-attending between 3 & 9 months - Children	171	317	53.9%	57.3%	59.5%	58.0%
% of FP17s for the same patient ID Re-attending between 3 & 9 months - Adults	226	581	38.9%	51.3%	53.1%	50.9%
% of FP17s for Band 1 Urgent Courses	200	671	29.8%	9.7%	9.3%	9.1%
% of FP17s Relating to Free Repair or Replacements	9	671	1.3%	1.1%	1.0%	0.8%
% of FP17s Relating to Continuations	0	671	0.0%	1.4%	1.3%	1.1%
% of Patients satisfied with the dentistry they have received	5	5	N/A	92.7%	91.9%	91.7%
% of Patients satisfied with the time they had to wait for an appointment	5	5	N/A	92.5%	88.7%	88.0%

* This is based on patients treated on this contract for their most recent course of treatment. Figures in italics indicate the base number of FP17s or Patient Questionnaire responses are less than 100. N/A is shown where the base number of responses is less than 10 during the period. % is calculated as Quantity/Base number*100

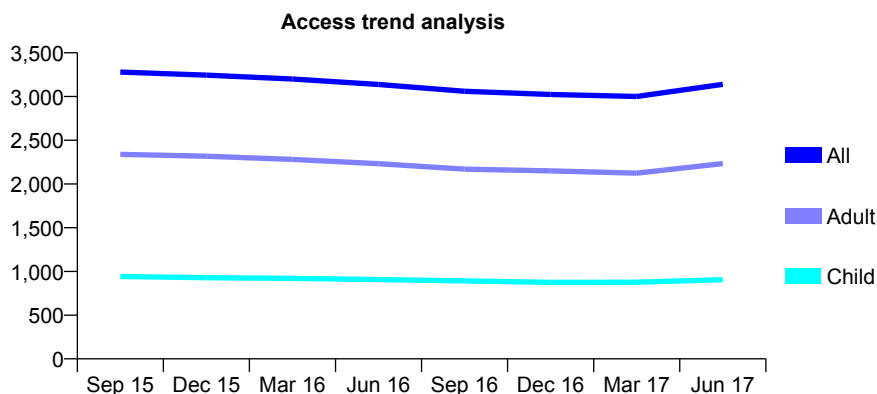
Q44 - Vital Signs At a Glance Contract Report for 198021/0001 - June 2017

Name or company name	Taylor-Jones & Jones
Contract type name	GDS Contract
Purpose of contract	General
Contract start date	01/04/2009
Contract end date	

17/18 Contracted general activity (UDA)	8,000
Carry forward general activity (UDA)	0
17/18 Contracted orthodontic activity (UOA)	0
Carry forward orthodontic activity (UOA)	0
Baseline contract value	£206,965.51

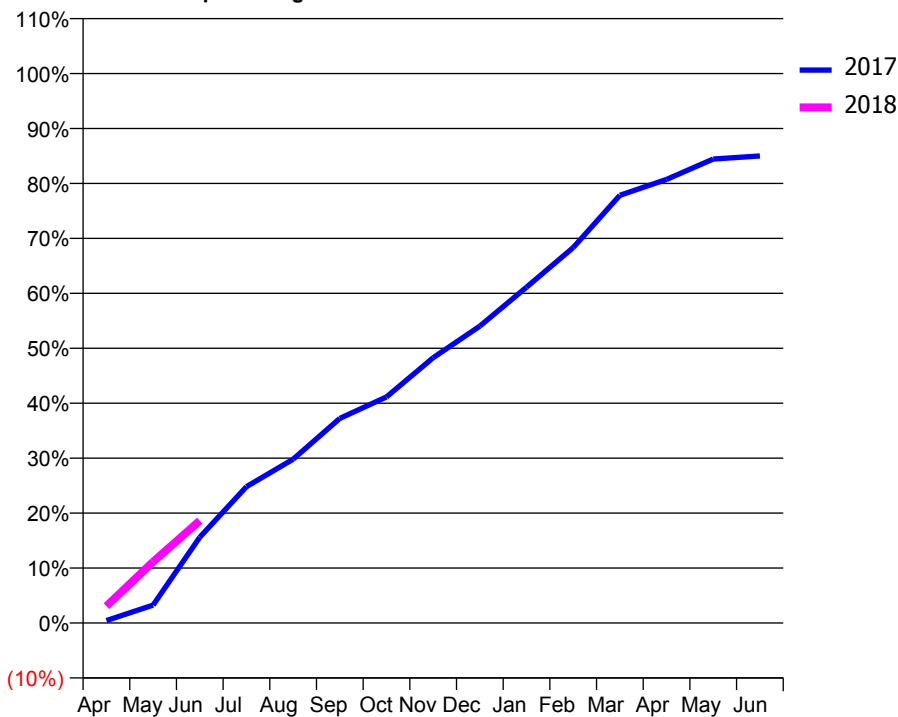
ACCESS*

Patients seen in 24 months	Total	Change since previous quarter
Quarter ending June 2016	3,138	
Quarter ending September 2016	3,060	↓
Quarter ending December 2016	3,024	↓
Quarter ending March 2017	3,000	→
Quarter ending June 2017	3,139	↑
Variance since June 2016	0.0%	→



ACTIVITY

Cumulative percentage of contracted UDA delivered 2017 & 2018



Month	Adjusted Scheduled Activity (UDA)	
	2017	2018
April	35	246
May	262	891
June	1,249	1,490
July	1,986	
August	2,386	
September	2,980	
October	3,292	
November	3,863	
December	4,323	
January	4,890	
February	5,466	
March	6,226	
April	6,459	
May	6,755	
June	6,800	

QUALITY

	Quantity	Base Number	Contract	AT	Region	England
% of FP17s for the same patient ID Re-attending within 3 months - Children	20	380	5.3%	11.9%	13.0%	12.0%
% of FP17s for the same patient ID Re-attending within 3 months - Adults	96	783	12.3%	17.0%	16.6%	16.0%
% of FP17s for the same patient ID Re-attending between 3 & 9 months - Children	171	380	45.0%	57.3%	59.5%	58.0%
% of FP17s for the same patient ID Re-attending between 3 & 9 months - Adults	310	783	39.6%	51.3%	53.1%	50.9%
% of FP17s for Band 1 Urgent Courses	78	853	9.1%	9.7%	9.3%	9.1%
% of FP17s Relating to Free Repair or Replacements	9	853	1.1%	1.1%	1.0%	0.8%
% of FP17s Relating to Continuations	2	853	0.2%	1.4%	1.3%	1.1%
% of Patients satisfied with the dentistry they have received	51	54	94.4%	92.7%	91.9%	91.7%
% of Patients satisfied with the time they had to wait for an appointment	53	54	98.1%	92.5%	88.7%	88.0%

* This is based on patients treated on this contract for their most recent course of treatment. Figures in italics indicate the base number of FP17s or Patient Questionnaire responses are less than 100. N/A is shown where the base number of responses is less than 10 during the period. % is calculated as Quantity/Base number*100

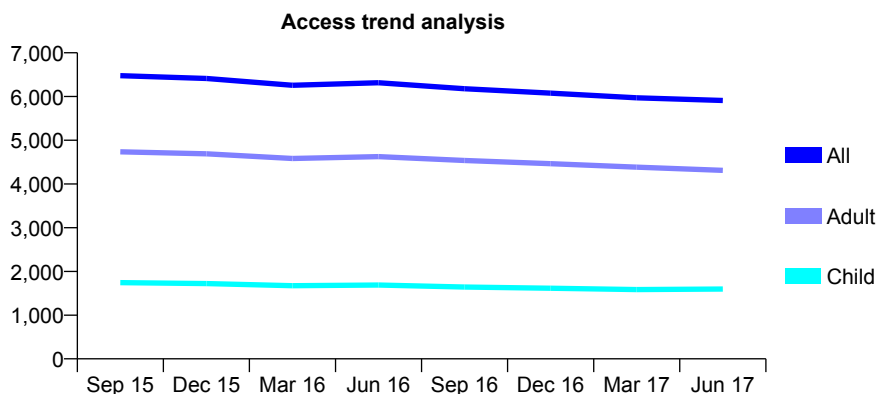
Q44 - Vital Signs At a Glance Contract Report for 210153/0001 - June 2017

Name or company name	Latchford Dental Practice Ltd
Contract type name	GDS Contract
Purpose of contract	General
Contract start date	01/04/2006
Contract end date	

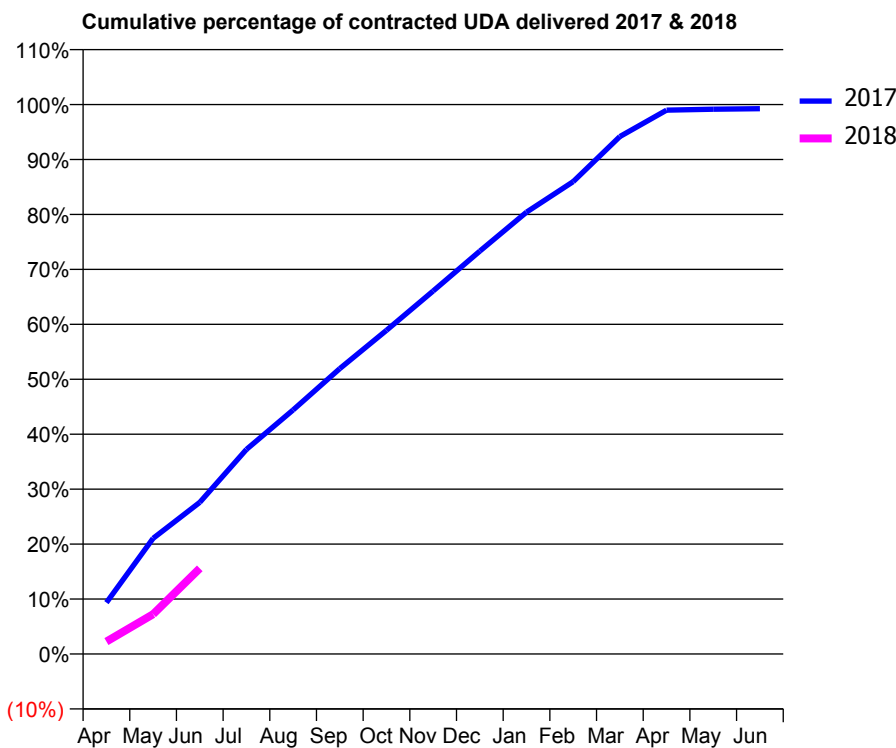
17/18 Contracted general activity (UDA)	15,892
Carry forward general activity (UDA)	0
17/18 Contracted orthodontic activity (UOA)	0
Carry forward orthodontic activity (UOA)	0
Baseline contract value	£500,131.97

ACCESS*

Patients seen in 24 months	Total	Change since previous quarter
Quarter ending June 2016	6,314	
Quarter ending September 2016	6,177	↓
Quarter ending December 2016	6,077	↓
Quarter ending March 2017	5,971	↓
Quarter ending June 2017	5,910	↓
Variance since June 2016	(6.4%)	↓



ACTIVITY



Month	Adjusted Scheduled Activity (UDA)	
	2017	2018
April	1,487	361
May	3,346	1,153
June	4,388	2,477
July	5,917	
August	7,060	
September	8,256	
October	9,360	
November	10,498	
December	11,653	
January	12,780	
February	13,660	
March	14,967	
April	15,730	
May	15,755	
June	15,771	

QUALITY

	Quantity	Base Number	Contract	AT	Region	England
% of FP17s for the same patient ID Re-attending within 3 months - Children	30	450	6.7%	11.9%	13.0%	12.0%
% of FP17s for the same patient ID Re-attending within 3 months - Adults	166	1,155	14.4%	17.0%	16.6%	16.0%
% of FP17s for the same patient ID Re-attending between 3 & 9 months - Children	157	450	34.9%	57.3%	59.5%	58.0%
% of FP17s for the same patient ID Re-attending between 3 & 9 months - Adults	369	1,155	31.9%	51.3%	53.1%	50.9%
% of FP17s for Band 1 Urgent Courses	117	1,257	9.3%	9.7%	9.3%	9.1%
% of FP17s Relating to Free Repair or Replacements	17	1,257	1.4%	1.1%	1.0%	0.8%
% of FP17s Relating to Continuations	23	1,257	1.8%	1.4%	1.3%	1.1%
% of Patients satisfied with the dentistry they have received	12	13	92.3%	92.7%	91.9%	91.7%
% of Patients satisfied with the time they had to wait for an appointment	13	13	100.0%	92.5%	88.7%	88.0%

* This is based on patients treated on this contract for their most recent course of treatment. Figures in italics indicate the base number of FP17s or Patient Questionnaire responses are less than 100. N/A is shown where the base number of responses is less than 10 during the period. % is calculated as Quantity/Base number*100

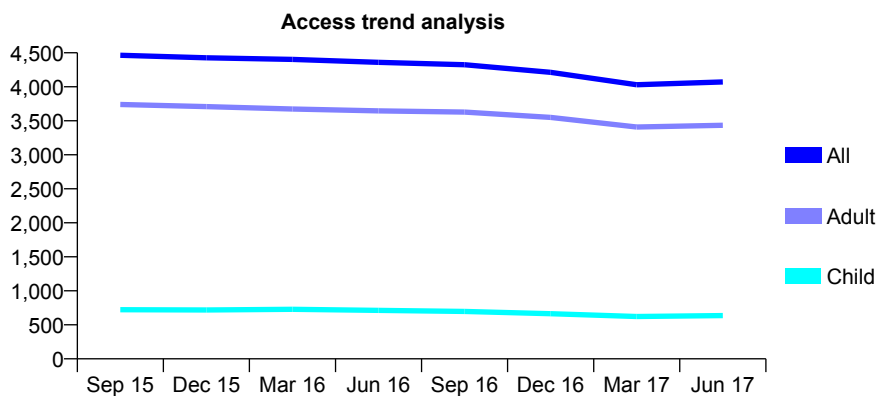
Q44 - Vital Signs At a Glance Contract Report for 214906/0001 - June 2017

Name or company name	MR CA STANYER
Contract type name	GDS Contract
Purpose of contract	General
Contract start date	01/04/2006
Contract end date	

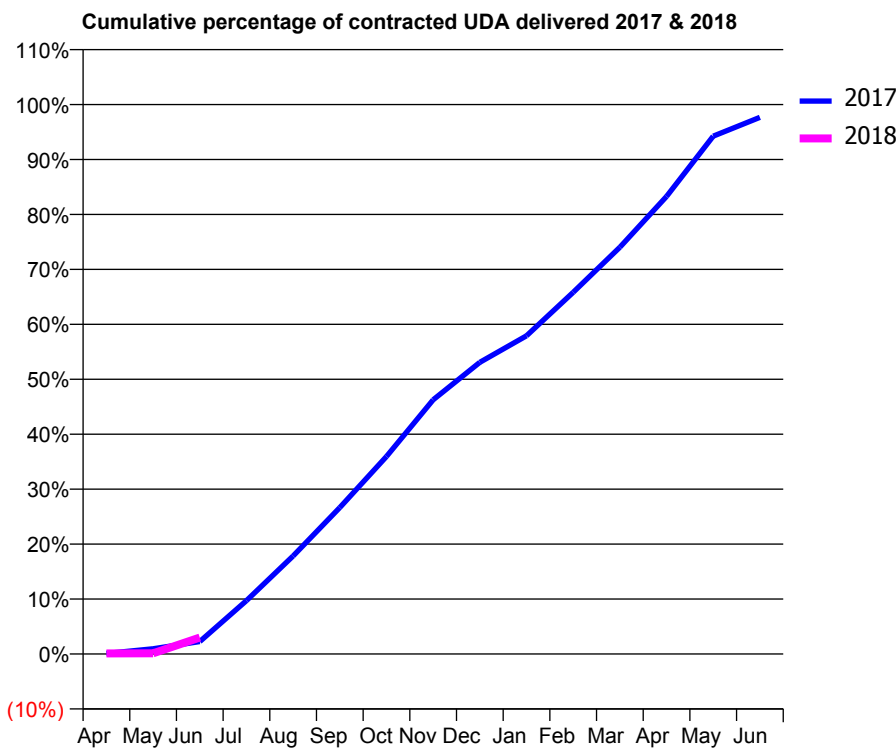
17/18 Contracted general activity (UDA)	11,620
Carry forward general activity (UDA)	0
17/18 Contracted orthodontic activity (UOA)	0
Carry forward orthodontic activity (UOA)	0
Baseline contract value	£239,982.11

ACCESS*

Patients seen in 24 months	Total	Change since previous quarter
Quarter ending June 2016	4,359	
Quarter ending September 2016	4,325	→
Quarter ending December 2016	4,213	↓
Quarter ending March 2017	4,031	↓
Quarter ending June 2017	4,071	→
Variance since June 2016	(6.6%)	↓



ACTIVITY



Month	Adjusted Scheduled Activity (UDA)	
	2017	2018
April	13	12
May	111	15
June	265	349
July	1,129	
August	2,073	
September	3,096	
October	4,177	
November	5,375	
December	6,169	
January	6,730	
February	7,649	
March	8,602	
April	9,675	
May	10,951	
June	11,348	

QUALITY

	Quantity	Base Number	Contract	AT	Region	England
% of FP17s for the same patient ID Re-attending within 3 months - Children	22	266	8.3%	11.9%	13.0%	12.0%
% of FP17s for the same patient ID Re-attending within 3 months - Adults	252	1,499	16.8%	17.0%	16.6%	16.0%
% of FP17s for the same patient ID Re-attending between 3 & 9 months - Children	130	266	48.9%	57.3%	59.5%	58.0%
% of FP17s for the same patient ID Re-attending between 3 & 9 months - Adults	863	1,499	57.6%	51.3%	53.1%	50.9%
% of FP17s for Band 1 Urgent Courses	15	196	7.7%	9.7%	9.3%	9.1%
% of FP17s Relating to Free Repair or Replacements	0	196	0.0%	1.1%	1.0%	0.8%
% of FP17s Relating to Continuations	7	196	3.6%	1.4%	1.3%	1.1%
% of Patients satisfied with the dentistry they have received	8	10	80.0%	92.7%	91.9%	91.7%
% of Patients satisfied with the time they had to wait for an appointment	9	10	90.0%	92.5%	88.7%	88.0%

* This is based on patients treated on this contract for their most recent course of treatment. Figures in italics indicate the base number of FP17s or Patient Questionnaire responses are less than 100. N/A is shown where the base number of responses is less than 10 during the period. % is calculated as Quantity/Base number*100

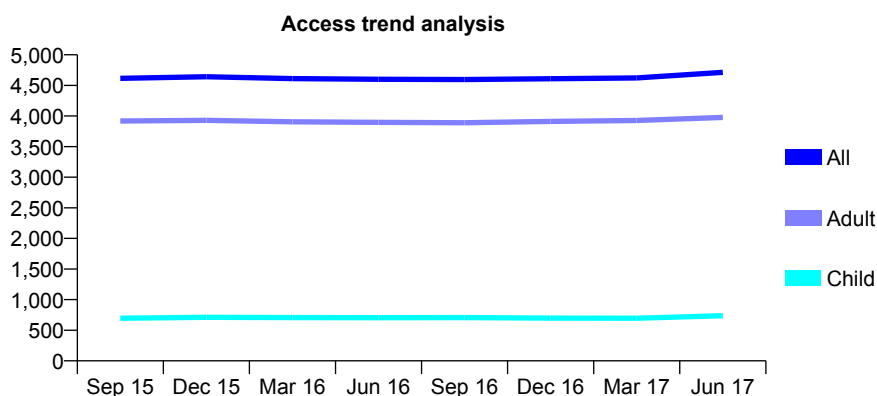
Q44 - Vital Signs At a Glance Contract Report for 221953/0001 - June 2017

Name or company name	MR RM HEATHCOTE
Contract type name	GDS Contract
Purpose of contract	General
Contract start date	01/04/2006
Contract end date	

17/18 Contracted general activity (UDA)	12,472
Carry forward general activity (UDA)	0
17/18 Contracted orthodontic activity (UOA)	0
Carry forward orthodontic activity (UOA)	0
Baseline contract value	£323,360.29

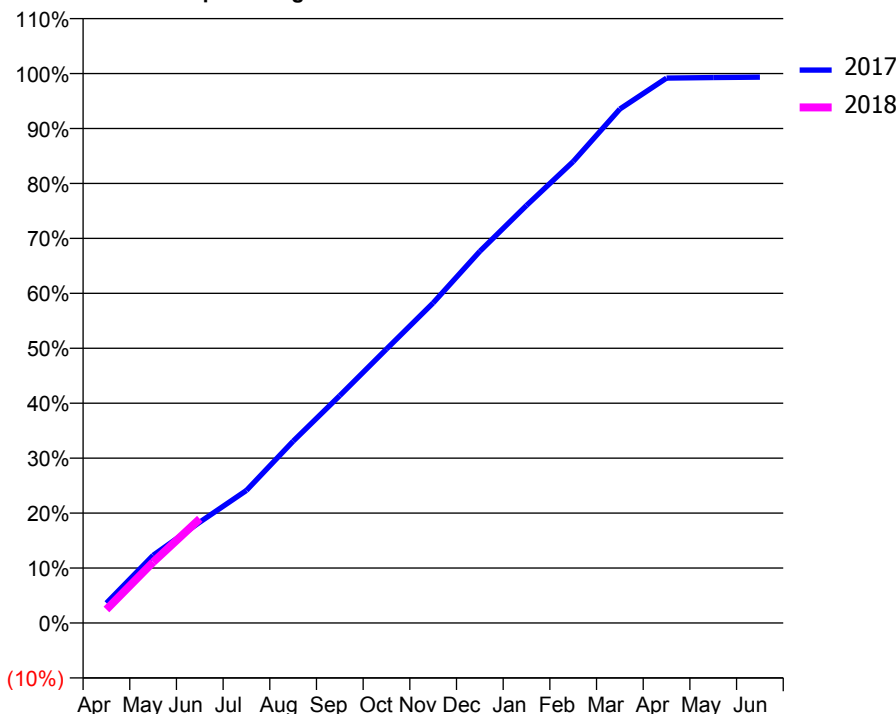
ACCESS*

Patients seen in 24 months	Total	Change since previous quarter
Quarter ending June 2016	4,601	
Quarter ending September 2016	4,596	→
Quarter ending December 2016	4,610	→
Quarter ending March 2017	4,623	→
Quarter ending June 2017	4,714	→
Variance since June 2016	2.5%	↑



ACTIVITY

Cumulative percentage of contracted UDA delivered 2017 & 2018



Month	Adjusted Scheduled Activity (UDA)	
	2017	2018
April	452	308
May	1,535	1,383
June	2,290	2,365
July	3,011	
August	4,126	
September	5,162	
October	6,218	
November	7,265	
December	8,437	
January	9,479	
February	10,474	
March	11,665	
April	12,369	
May	12,379	
June	12,388	

QUALITY

	Quantity	Base Number	Contract	AT	Region	England
% of FP17s for the same patient ID Re-attending within 3 months - Children	10	304	3.3%	11.9%	13.0%	12.0%
% of FP17s for the same patient ID Re-attending within 3 months - Adults	189	1,286	14.7%	17.0%	16.6%	16.0%
% of FP17s for the same patient ID Re-attending between 3 & 9 months - Children	170	304	55.9%	57.3%	59.5%	58.0%
% of FP17s for the same patient ID Re-attending between 3 & 9 months - Adults	597	1,286	46.4%	51.3%	53.1%	50.9%
% of FP17s for Band 1 Urgent Courses	91	1,319	6.9%	9.7%	9.3%	9.1%
% of FP17s Relating to Free Repair or Replacements	12	1,319	0.9%	1.1%	1.0%	0.8%
% of FP17s Relating to Continuations	6	1,319	0.5%	1.4%	1.3%	1.1%
% of Patients satisfied with the dentistry they have received	12	13	92.3%	92.7%	91.9%	91.7%
% of Patients satisfied with the time they had to wait for an appointment	11	13	84.6%	92.5%	88.7%	88.0%

* This is based on patients treated on this contract for their most recent course of treatment. Figures in italics indicate the base number of FP17s or Patient Questionnaire responses are less than 100. N/A is shown where the base number of responses is less than 10 during the period. % is calculated as Quantity/Base number*100

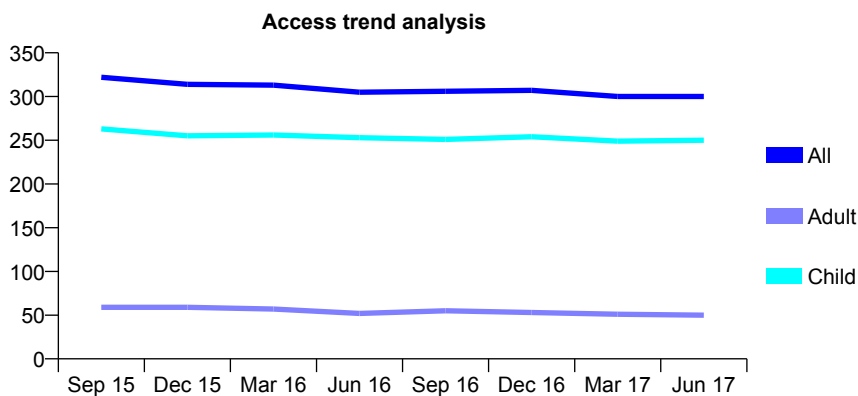
Q44 - Vital Signs At a Glance Contract Report for 222887/0001 - June 2017

Name or company name	MR SR SMITH
Contract type name	GDS Contract
Purpose of contract	General
Contract start date	01/04/2006
Contract end date	

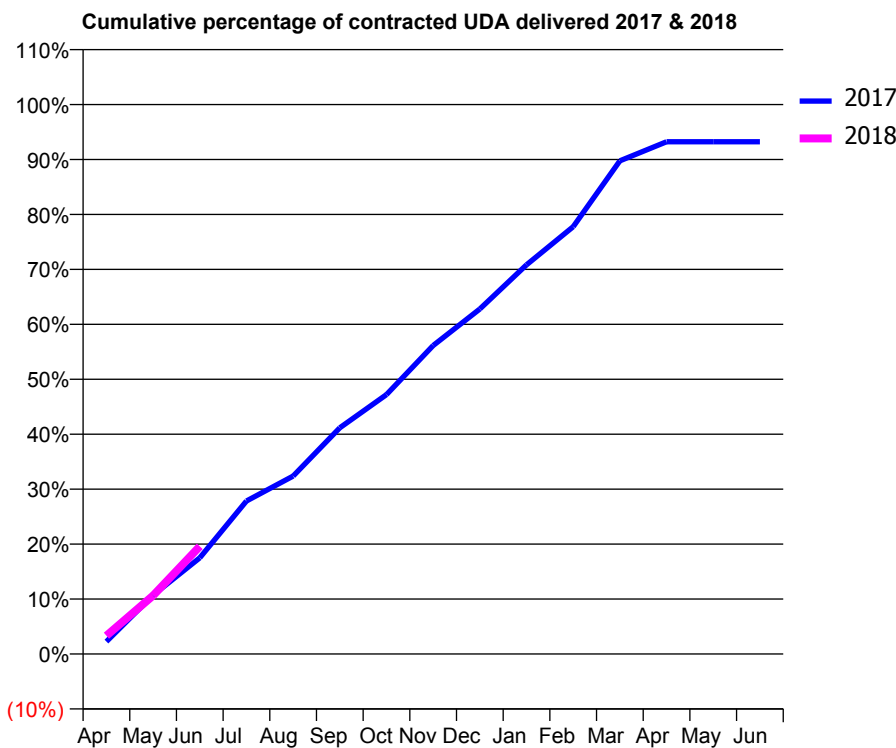
17/18 Contracted general activity (UDA)	630
Carry forward general activity (UDA)	0
17/18 Contracted orthodontic activity (UOA)	0
Carry forward orthodontic activity (UOA)	0
Baseline contract value	£13,368.60

ACCESS*

Patients seen in 24 months	Total	Change since previous quarter
Quarter ending June 2016	305	
Quarter ending September 2016	306	→
Quarter ending December 2016	307	→
Quarter ending March 2017	300	↓
Quarter ending June 2017	300	→
Variance since June 2016	(1.6%)	↓



ACTIVITY



Month	Adjusted Scheduled Activity (UDA)	
	2017	2018
April	17	21
May	80	67
June	131	123
July	209	
August	243	
September	309	
October	354	
November	421	
December	471	
January	531	
February	583	
March	673	
April	699	
May	699	
June	699	

QUALITY

	Quantity	Base Number	Contract	AT	Region	England
% of FP17s for the same patient ID Re-attending within 3 months - Children	11	107	10.3%	11.9%	13.0%	12.0%
% of FP17s for the same patient ID Re-attending within 3 months - Adults	0	6	0.0%	17.0%	16.6%	16.0%
% of FP17s for the same patient ID Re-attending between 3 & 9 months - Children	84	107	78.5%	57.3%	59.5%	58.0%
% of FP17s for the same patient ID Re-attending between 3 & 9 months - Adults	6	6	100.0%	51.3%	53.1%	50.9%
% of FP17s for Band 1 Urgent Courses	2	95	2.1%	9.7%	9.3%	9.1%
% of FP17s Relating to Free Repair or Replacements	0	95	0.0%	1.1%	1.0%	0.8%
% of FP17s Relating to Continuations	0	95	0.0%	1.4%	1.3%	1.1%
% of Patients satisfied with the dentistry they have received	0	0	N/A	92.7%	91.9%	91.7%
% of Patients satisfied with the time they had to wait for an appointment	0	0	N/A	92.5%	88.7%	88.0%

* This is based on patients treated on this contract for their most recent course of treatment. Figures in italics indicate the base number of FP17s or Patient Questionnaire responses are less than 100. N/A is shown where the base number of responses is less than 10 during the period. % is calculated as Quantity/Base number*100

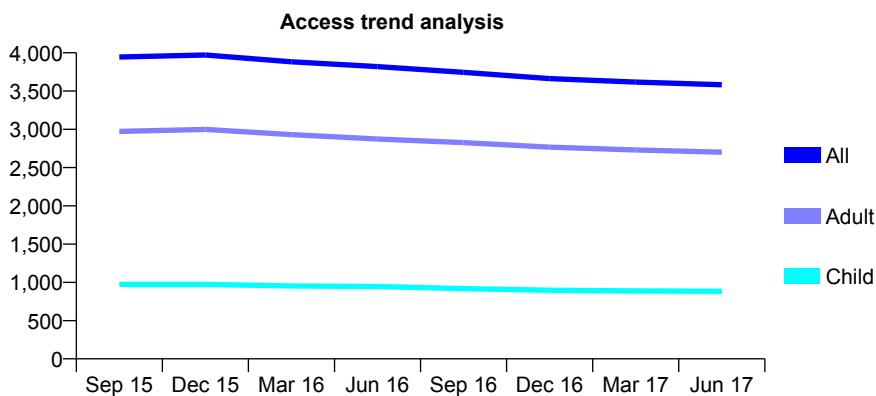
Q44 - Vital Signs At a Glance Contract Report for 233463/0001 - June 2017

Name or company name	MISS AM CONNOLLY
Contract type name	GDS Contract
Purpose of contract	General
Contract start date	01/04/2006
Contract end date	

17/18 Contracted general activity (UDA)	8,656
Carry forward general activity (UDA)	0
17/18 Contracted orthodontic activity (UOA)	0
Carry forward orthodontic activity (UOA)	0
Baseline contract value	£233,204.10

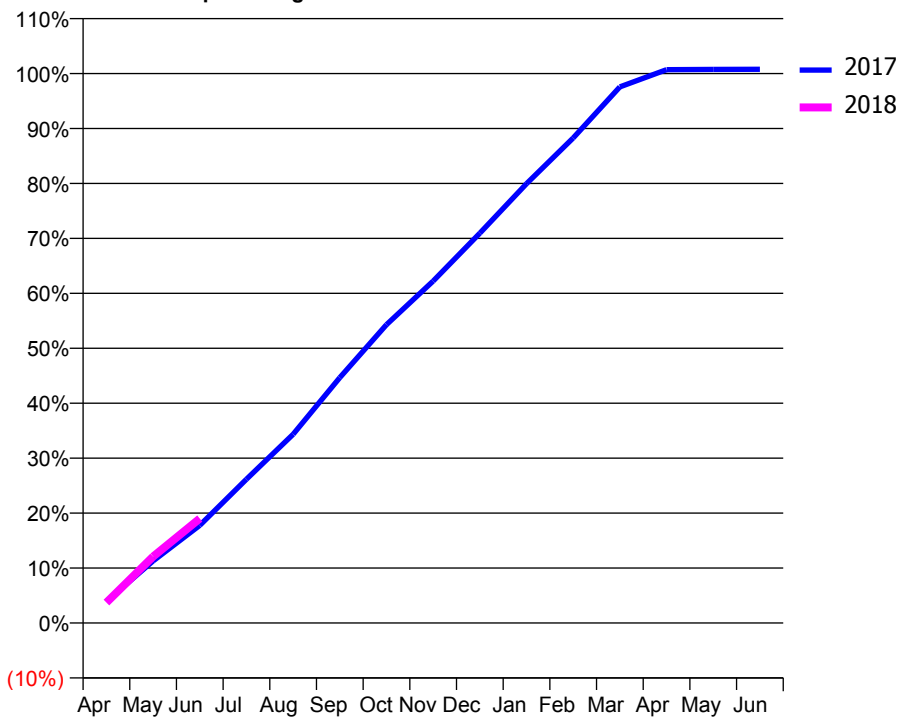
ACCESS*

Patients seen in 24 months	Total	Change since previous quarter
Quarter ending June 2016	3,819	
Quarter ending September 2016	3,744	↓
Quarter ending December 2016	3,663	↓
Quarter ending March 2017	3,618	↓
Quarter ending June 2017	3,583	→
Variance since June 2016	(6.2%)	↓



ACTIVITY

Cumulative percentage of contracted UDA delivered 2017 & 2018



Month	Adjusted Scheduled Activity (UDA)	
	2017	2018
April	338	323
May	979	1,047
June	1,539	1,645
July	2,266	
August	2,974	
September	3,866	
October	4,700	
November	5,386	
December	6,141	
January	6,921	
February	7,640	
March	8,446	
April	8,717	
May	8,721	
June	8,722	

QUALITY

	Quantity	Base Number	Contract	AT	Region	England
% of FP17s for the same patient ID Re-attending within 3 months - Children	25	298	8.4%	11.9%	13.0%	12.0%
% of FP17s for the same patient ID Re-attending within 3 months - Adults	167	700	23.9%	17.0%	16.6%	16.0%
% of FP17s for the same patient ID Re-attending between 3 & 9 months - Children	157	298	52.7%	57.3%	59.5%	58.0%
% of FP17s for the same patient ID Re-attending between 3 & 9 months - Adults	209	700	29.9%	51.3%	53.1%	50.9%
% of FP17s for Band 1 Urgent Courses	117	856	13.7%	9.7%	9.3%	9.1%
% of FP17s Relating to Free Repair or Replacements	11	856	1.3%	1.1%	1.0%	0.8%
% of FP17s Relating to Continuations	14	856	1.6%	1.4%	1.3%	1.1%
% of Patients satisfied with the dentistry they have received	11	11	100.0%	92.7%	91.9%	91.7%
% of Patients satisfied with the time they had to wait for an appointment	10	11	90.9%	92.5%	88.7%	88.0%

* This is based on patients treated on this contract for their most recent course of treatment. Figures in italics indicate the base number of FP17s or Patient Questionnaire responses are less than 100. N/A is shown where the base number of responses is less than 10 during the period. % is calculated as Quantity/Base number*100

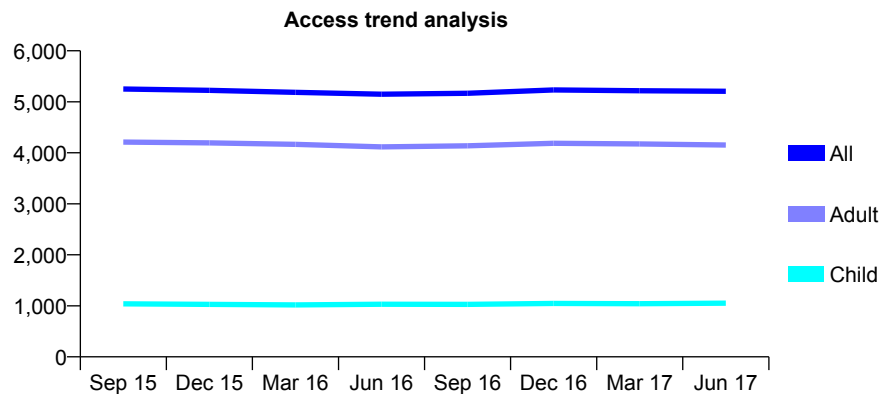
Q44 - Vital Signs At a Glance Contract Report for 234311/0001 - June 2017

Name or company name	MR A PATEL
Contract type name	GDS Contract
Purpose of contract	General
Contract start date	01/04/2006
Contract end date	

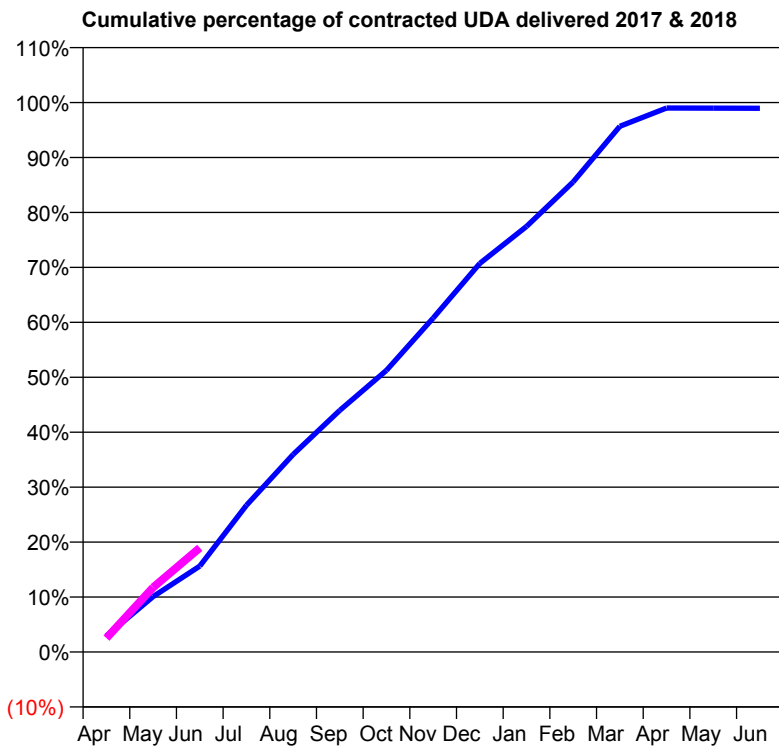
17/18 Contracted general activity (UDA)	16,223
Carry forward general activity (UDA)	0
17/18 Contracted orthodontic activity (UOA)	0
Carry forward orthodontic activity (UOA)	0
Baseline contract value	£458,464.06

ACCESS*

Patients seen in 24 months	Total	Change since previous quarter
Quarter ending June 2016	5,149	
Quarter ending September 2016	5,168	→
Quarter ending December 2016	5,233	→
Quarter ending March 2017	5,217	→
Quarter ending June 2017	5,207	→
Variance since June 2016	1.1%	→



ACTIVITY



Month	Adjusted Scheduled Activity (UDA)	
	2017	2018
April	478	412
May	1,637	1,907
June	2,537	3,077
July	4,332	
August	5,831	
September	7,134	
October	8,318	
November	9,862	
December	11,474	
January	12,564	
February	13,881	
March	15,520	
April	16,060	
May	16,055	
June	16,053	

QUALITY

	Quantity	Base Number	Contract	AT	Region	England
% of FP17s for the same patient ID Re-attending within 3 months - Children	21	393	5.3%	11.9%	13.0%	12.0%
% of FP17s for the same patient ID Re-attending within 3 months - Adults	200	1,402	14.3%	17.0%	16.6%	16.0%
% of FP17s for the same patient ID Re-attending between 3 & 9 months - Children	250	393	63.6%	57.3%	59.5%	58.0%
% of FP17s for the same patient ID Re-attending between 3 & 9 months - Adults	822	1,402	58.6%	51.3%	53.1%	50.9%
% of FP17s for Band 1 Urgent Courses	126	1,587	7.9%	9.7%	9.3%	9.1%
% of FP17s Relating to Free Repair or Replacements	70	1,587	4.4%	1.1%	1.0%	0.8%
% of FP17s Relating to Continuations	11	1,587	0.7%	1.4%	1.3%	1.1%
% of Patients satisfied with the dentistry they have received	23	26	88.5%	92.7%	91.9%	91.7%
% of Patients satisfied with the time they had to wait for an appointment	26	26	100.0%	92.5%	88.7%	88.0%

* This is based on patients treated on this contract for their most recent course of treatment. Figures in italics indicate the base number of FP17s or Patient Questionnaire responses are less than 100. N/A is shown where the base number of responses is less than 10 during the period. % is calculated as Quantity/Base number*100

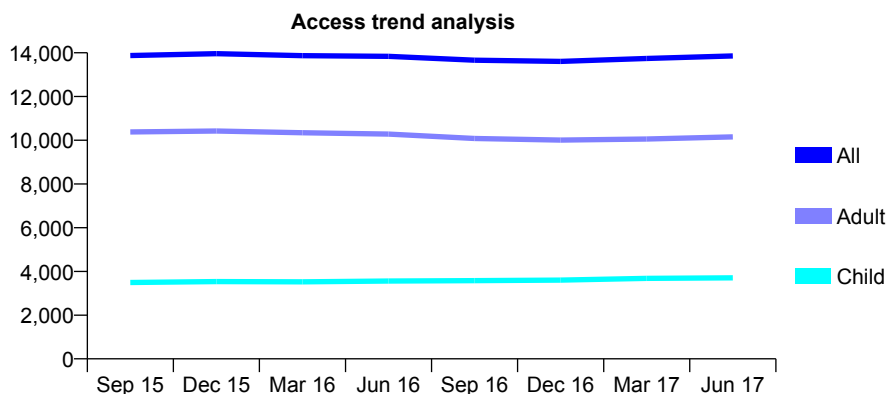
Q44 - Vital Signs At a Glance Contract Report for 234664/0001 - June 2017

Name or company name	MR CJ ILLINGWORTH
Contract type name	GDS Contract
Purpose of contract	General
Contract start date	01/04/2006
Contract end date	

17/18 Contracted general activity (UDA)	38,500
Carry forward general activity (UDA)	0
17/18 Contracted orthodontic activity (UOA)	0
Carry forward orthodontic activity (UOA)	0
Baseline contract value	£908,441.89

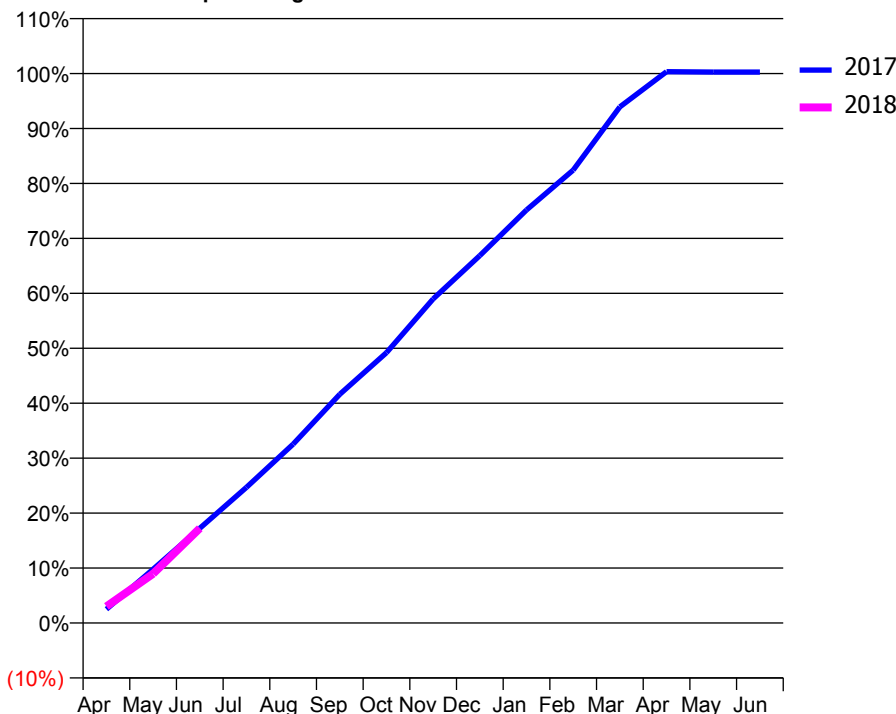
ACCESS*

Patients seen in 24 months	Total	Change since previous quarter
Quarter ending June 2016	13,838	
Quarter ending September 2016	13,661	↓
Quarter ending December 2016	13,607	→
Quarter ending March 2017	13,743	→
Quarter ending June 2017	13,855	→
Variance since June 2016	0.1%	→



ACTIVITY

Cumulative percentage of contracted UDA delivered 2017 & 2018



Adjusted Scheduled Activity (UDA)

Month	2017	2018
April	967	1,160
May	3,767	3,449
June	6,634	6,641
July	9,504	
August	12,535	
September	16,025	
October	18,939	
November	22,707	
December	25,748	
January	28,939	
February	31,735	
March	36,163	
April	38,628	
May	38,604	
June	38,604	

QUALITY

	Quantity	Base Number	Contract	AT	Region	England
% of FP17s for the same patient ID Re-attending within 3 months - Children	87	1,406	6.2%	11.9%	13.0%	12.0%
% of FP17s for the same patient ID Re-attending within 3 months - Adults	488	3,334	14.6%	17.0%	16.6%	16.0%
% of FP17s for the same patient ID Re-attending between 3 & 9 months - Children	960	1,406	68.3%	57.3%	59.5%	58.0%
% of FP17s for the same patient ID Re-attending between 3 & 9 months - Adults	1,623	3,334	48.7%	51.3%	53.1%	50.9%
% of FP17s for Band 1 Urgent Courses	427	3,611	11.8%	9.7%	9.3%	9.1%
% of FP17s Relating to Free Repair or Replacements	43	3,611	1.2%	1.1%	1.0%	0.8%
% of FP17s Relating to Continuations	18	3,611	0.5%	1.4%	1.3%	1.1%
% of Patients satisfied with the dentistry they have received	116	131	88.5%	92.7%	91.9%	91.7%
% of Patients satisfied with the time they had to wait for an appointment	121	131	92.4%	92.5%	88.7%	88.0%

* This is based on patients treated on this contract for their most recent course of treatment. Figures in italics indicate the base number of FP17s or Patient Questionnaire responses are less than 100. N/A is shown where the base number of responses is less than 10 during the period. % is calculated as Quantity/Base number*100

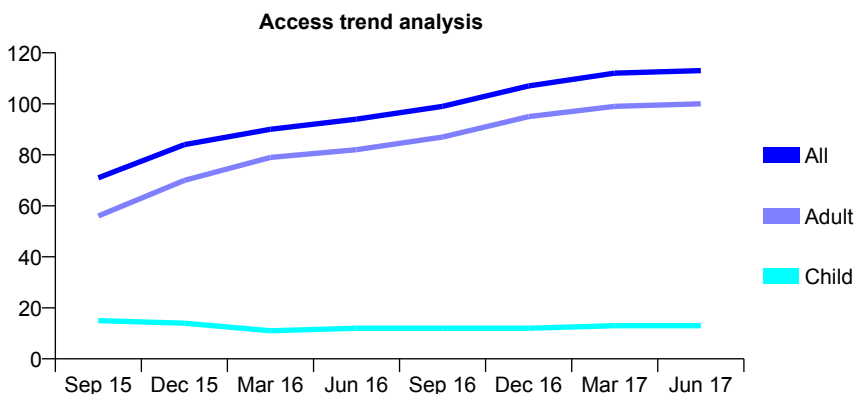
Q44 - Vital Signs At a Glance Contract Report for 240788/0003 - June 2017

Name or company name	MR TA PARR
Contract type name	GDS Contract
Purpose of contract	General
Contract start date	01/04/2006
Contract end date	

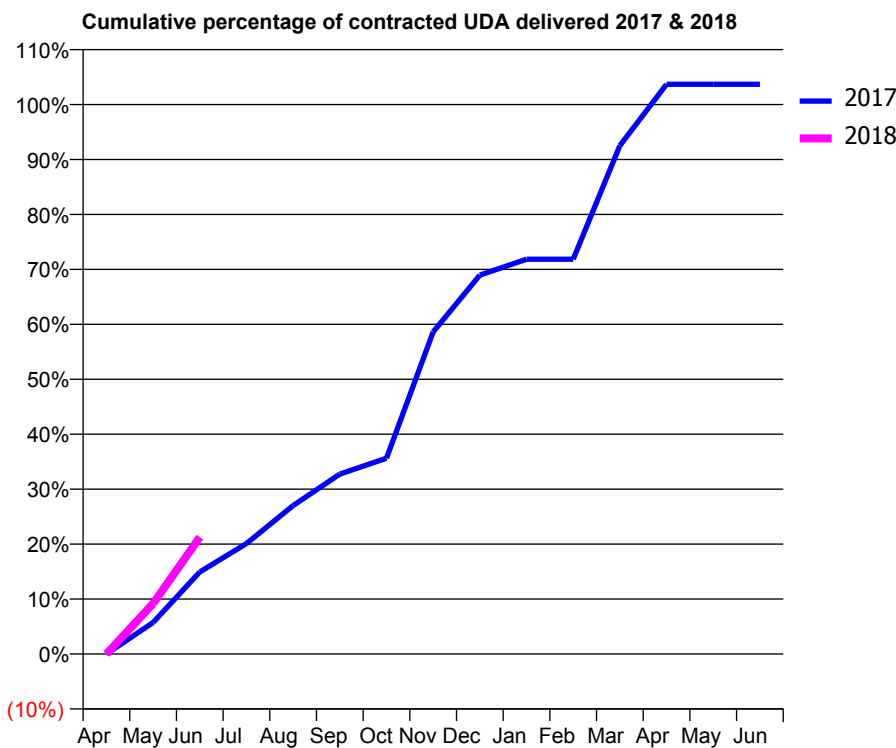
17/18 Contracted general activity (UDA)	174
Carry forward general activity (UDA)	0
17/18 Contracted orthodontic activity (UOA)	0
Carry forward orthodontic activity (UOA)	0
Baseline contract value	£4,076.91

ACCESS*

Patients seen in 24 months	Total	Change since previous quarter
Quarter ending June 2016	94	
Quarter ending September 2016	99	↑
Quarter ending December 2016	107	↑
Quarter ending March 2017	112	↑
Quarter ending June 2017	113	→
Variance since June 2016	20.2%	↑



ACTIVITY



Month	Adjusted Scheduled Activity (UDA)	
	2017	2018
April	0	0
May	10	16
June	26	37
July	35	
August	47	
September	57	
October	62	
November	102	
December	120	
January	125	
February	125	
March	161	
April	180	
May	180	
June	180	

QUALITY

	Quantity	Base Number	Contract	AT	Region	England
% of FP17s for the same patient ID Re-attending within 3 months - Children	0	11	0.0%	11.9%	13.0%	12.0%
% of FP17s for the same patient ID Re-attending within 3 months - Adults	4	25	16.0%	17.0%	16.6%	16.0%
% of FP17s for the same patient ID Re-attending between 3 & 9 months - Children	5	11	45.5%	57.3%	59.5%	58.0%
% of FP17s for the same patient ID Re-attending between 3 & 9 months - Adults	4	25	16.0%	51.3%	53.1%	50.9%
% of FP17s for Band 1 Urgent Courses	0	23	0.0%	9.7%	9.3%	9.1%
% of FP17s Relating to Free Repair or Replacements	0	23	0.0%	1.1%	1.0%	0.8%
% of FP17s Relating to Continuations	0	23	0.0%	1.4%	1.3%	1.1%
% of Patients satisfied with the dentistry they have received	1	1	N/A	92.7%	91.9%	91.7%
% of Patients satisfied with the time they had to wait for an appointment	1	1	N/A	92.5%	88.7%	88.0%

* This is based on patients treated on this contract for their most recent course of treatment. Figures in italics indicate the base number of FP17s or Patient Questionnaire responses are less than 100. N/A is shown where the base number of responses is less than 10 during the period. % is calculated as Quantity/Base number*100

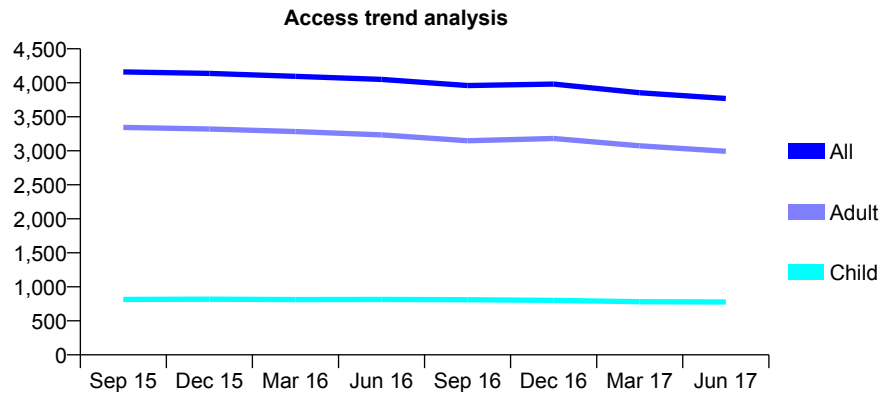
Q44 - Vital Signs At a Glance Contract Report for 243876/0001 - June 2017

Name or company name	MR CG BLACK
Contract type name	GDS Contract
Purpose of contract	General
Contract start date	01/04/2006
Contract end date	

17/18 Contracted general activity (UDA)	12,522
Carry forward general activity (UDA)	0
17/18 Contracted orthodontic activity (UOA)	0
Carry forward orthodontic activity (UOA)	0
Baseline contract value	£361,686.08

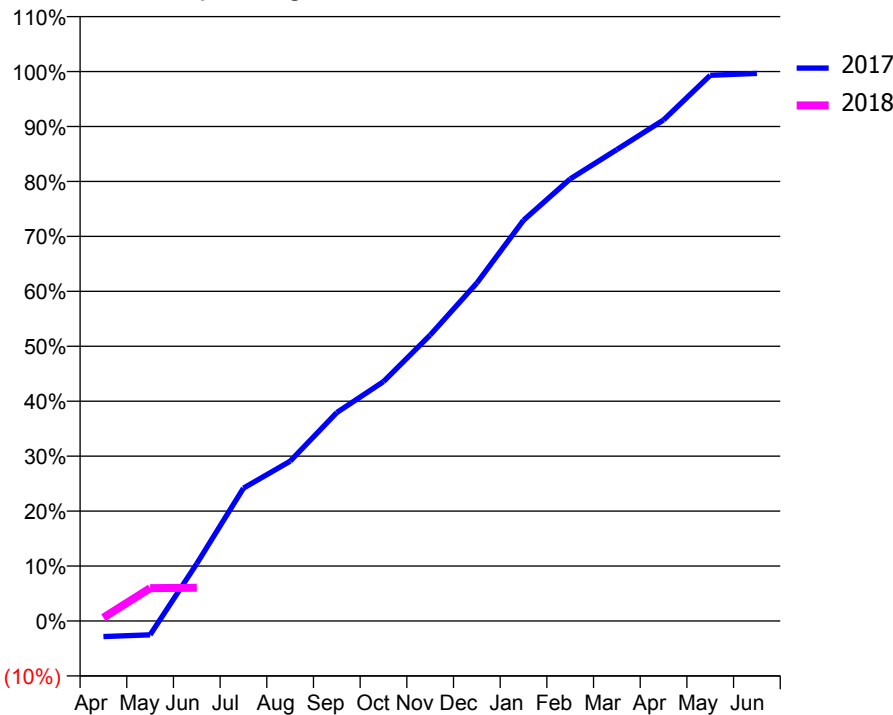
ACCESS*

Patients seen in 24 months	Total	Change since previous quarter
Quarter ending June 2016	4,050	
Quarter ending September 2016	3,960	↓
Quarter ending December 2016	3,981	→
Quarter ending March 2017	3,854	↓
Quarter ending June 2017	3,770	↓
Variance since June 2016	(6.9%)	↓



ACTIVITY

Cumulative percentage of contracted UDA delivered 2017 & 2018



Month	Adjusted Scheduled Activity (UDA)	
	2017	2018
April	-357	77
May	-317	749
June	1,309	759
July	3,028	
August	3,641	
September	4,752	
October	5,457	
November	6,517	
December	7,700	
January	9,132	
February	10,074	
March	10,745	
April	11,417	
May	12,437	
June	12,479	

QUALITY

	Quantity	Base Number	Contract	AT	Region	England
% of FP17s for the same patient ID Re-attending within 3 months - Children	16	236	6.8%	11.9%	13.0%	12.0%
% of FP17s for the same patient ID Re-attending within 3 months - Adults	144	929	15.5%	17.0%	16.6%	16.0%
% of FP17s for the same patient ID Re-attending between 3 & 9 months - Children	153	236	64.8%	57.3%	59.5%	58.0%
% of FP17s for the same patient ID Re-attending between 3 & 9 months - Adults	558	929	60.1%	51.3%	53.1%	50.9%
% of FP17s for Band 1 Urgent Courses	27	393	6.9%	9.7%	9.3%	9.1%
% of FP17s Relating to Free Repair or Replacements	2	393	0.5%	1.1%	1.0%	0.8%
% of FP17s Relating to Continuations	4	393	1.0%	1.4%	1.3%	1.1%
% of Patients satisfied with the dentistry they have received	9	9	N/A	92.7%	91.9%	91.7%
% of Patients satisfied with the time they had to wait for an appointment	9	9	N/A	92.5%	88.7%	88.0%

* This is based on patients treated on this contract for their most recent course of treatment. Figures in italics indicate the base number of FP17s or Patient Questionnaire responses are less than 100. N/A is shown where the base number of responses is less than 10 during the period. % is calculated as Quantity/Base number*100

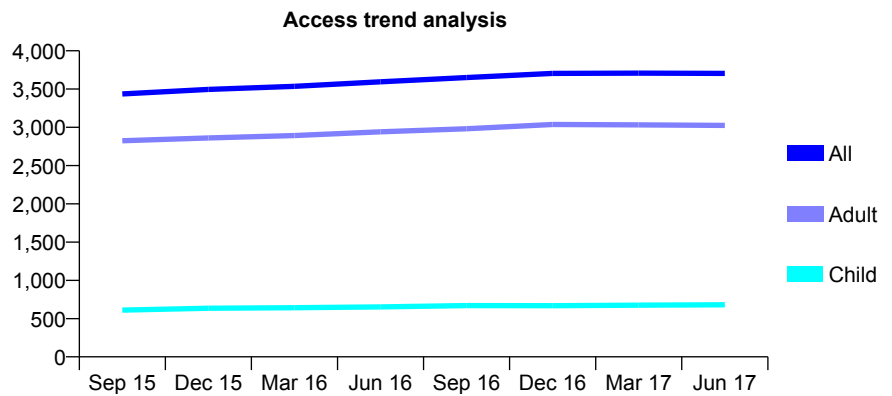
Q44 - Vital Signs At a Glance Contract Report for 245089/0001 - June 2017

Name or company name	MR TJ GREENE
Contract type name	GDS Contract
Purpose of contract	General
Contract start date	01/04/2006
Contract end date	

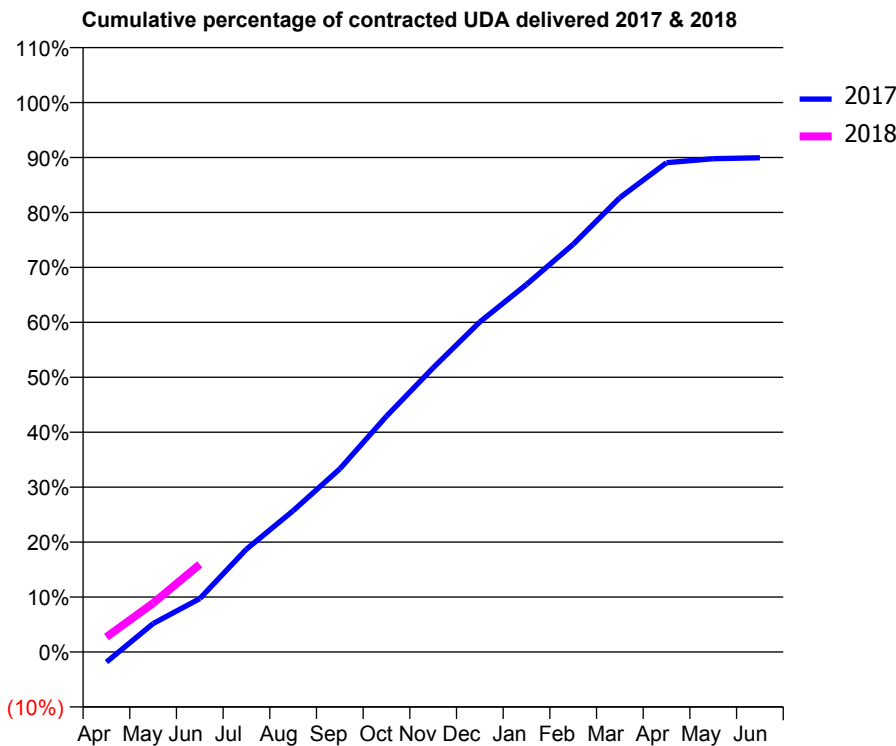
17/18 Contracted general activity (UDA)	9,712
Carry forward general activity (UDA)	0
17/18 Contracted orthodontic activity (UOA)	0
Carry forward orthodontic activity (UOA)	0
Baseline contract value	£217,690.56

ACCESS*

Patients seen in 24 months	Total	Change since previous quarter
Quarter ending June 2016	3,594	
Quarter ending September 2016	3,651	→
Quarter ending December 2016	3,705	→
Quarter ending March 2017	3,708	→
Quarter ending June 2017	3,705	→
Variance since June 2016	3.1%	↑



ACTIVITY



Month	Adjusted Scheduled Activity (UDA)	
	2017	2018
April	-180	264
May	503	864
June	945	1,550
July	1,818	
August	2,497	
September	3,238	
October	4,169	
November	5,023	
December	5,834	
January	6,496	
February	7,205	
March	8,031	
April	8,648	
May	8,718	
June	8,734	

QUALITY

	Quantity	Base Number	Contract	AT	Region	England
% of FP17s for the same patient ID Re-attending within 3 months - Children	10	289	3.5%	11.9%	13.0%	12.0%
% of FP17s for the same patient ID Re-attending within 3 months - Adults	131	1,229	10.7%	17.0%	16.6%	16.0%
% of FP17s for the same patient ID Re-attending between 3 & 9 months - Children	219	289	75.8%	57.3%	59.5%	58.0%
% of FP17s for the same patient ID Re-attending between 3 & 9 months - Adults	899	1,229	73.1%	51.3%	53.1%	50.9%
% of FP17s for Band 1 Urgent Courses	20	964	2.1%	9.7%	9.3%	9.1%
% of FP17s Relating to Free Repair or Replacements	4	964	0.4%	1.1%	1.0%	0.8%
% of FP17s Relating to Continuations	10	964	1.0%	1.4%	1.3%	1.1%
% of Patients satisfied with the dentistry they have received	18	19	94.7%	92.7%	91.9%	91.7%
% of Patients satisfied with the time they had to wait for an appointment	18	19	94.7%	92.5%	88.7%	88.0%

* This is based on patients treated on this contract for their most recent course of treatment. Figures in italics indicate the base number of FP17s or Patient Questionnaire responses are less than 100. N/A is shown where the base number of responses is less than 10 during the period. % is calculated as Quantity/Base number*100

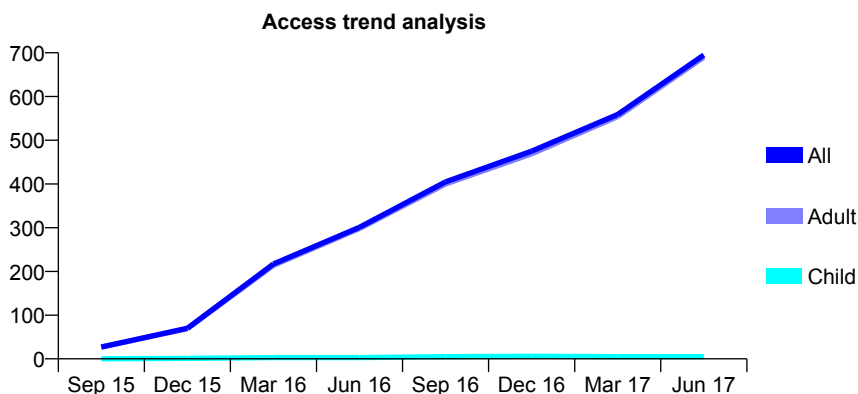
Q44 - Vital Signs At a Glance Contract Report for 258024/0003 - June 2017

Name or company name	MR HD AHOVI
Contract type name	PDS Contract
Purpose of contract	General
Contract start date	01/07/2015
Contract end date	30/11/2019

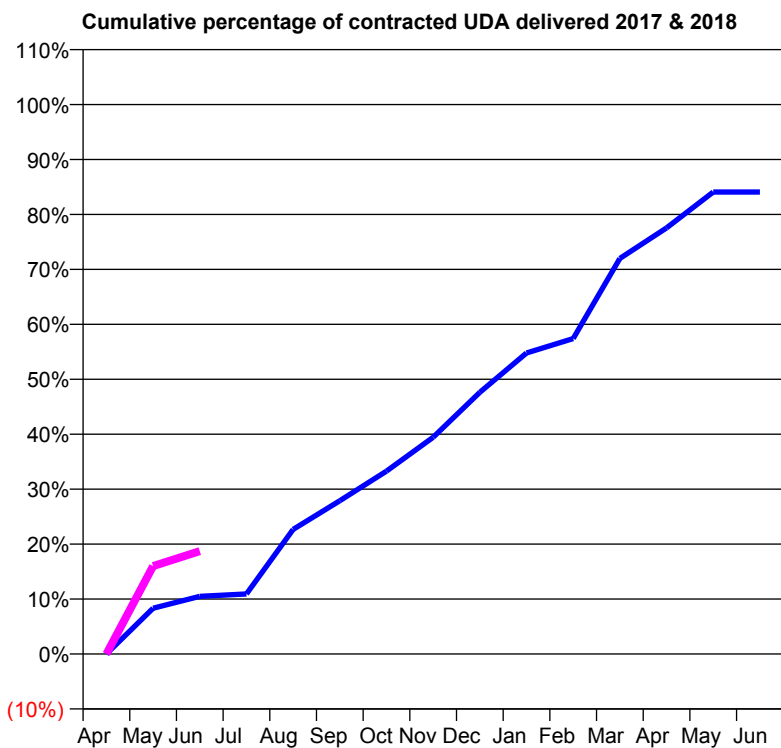
17/18 Contracted general activity (UDA)	2,250
Carry forward general activity (UDA)	0
17/18 Contracted orthodontic activity (UOA)	0
Carry forward orthodontic activity (UOA)	0
Baseline contract value	£120,840.00

ACCESS*

Patients seen in 24 months	Total	Change since previous quarter
Quarter ending June 2016	301	
Quarter ending September 2016	405	↑
Quarter ending December 2016	475	↑
Quarter ending March 2017	559	↑
Quarter ending June 2017	695	↑
Variance since June 2016	130.9%	↑



ACTIVITY



Month	Adjusted Scheduled Activity (UDA)	
	2017	2018
April	0	0
May	221	360
June	278	421
July	290	
August	601	
September	739	
October	882	
November	1,045	
December	1,262	
January	1,452	
February	1,521	
March	1,908	
April	2,055	
May	2,228	
June	2,228	

QUALITY

	Quantity	Base Number	Contract	AT	Region	England
% of FP17s for the same patient ID Re-attending within 3 months - Children	0	2	0.0%	11.9%	13.0%	12.0%
% of FP17s for the same patient ID Re-attending within 3 months - Adults	13	255	5.1%	17.0%	16.6%	16.0%
% of FP17s for the same patient ID Re-attending between 3 & 9 months - Children	0	2	0.0%	57.3%	59.5%	58.0%
% of FP17s for the same patient ID Re-attending between 3 & 9 months - Adults	2	255	0.8%	51.3%	53.1%	50.9%
% of FP17s for Band 1 Urgent Courses	0	143	0.0%	9.7%	9.3%	9.1%
% of FP17s Relating to Free Repair or Replacements	0	143	0.0%	1.1%	1.0%	0.8%
% of FP17s Relating to Continuations	0	143	0.0%	1.4%	1.3%	1.1%
% of Patients satisfied with the dentistry they have received	2	2	N/A	92.7%	91.9%	91.7%
% of Patients satisfied with the time they had to wait for an appointment	2	2	N/A	92.5%	88.7%	88.0%

* This is based on patients treated on this contract for their most recent course of treatment. Figures in italics indicate the base number of FP17s or Patient Questionnaire responses are less than 100. N/A is shown where the base number of responses is less than 10 during the period. % is calculated as Quantity/Base number*100

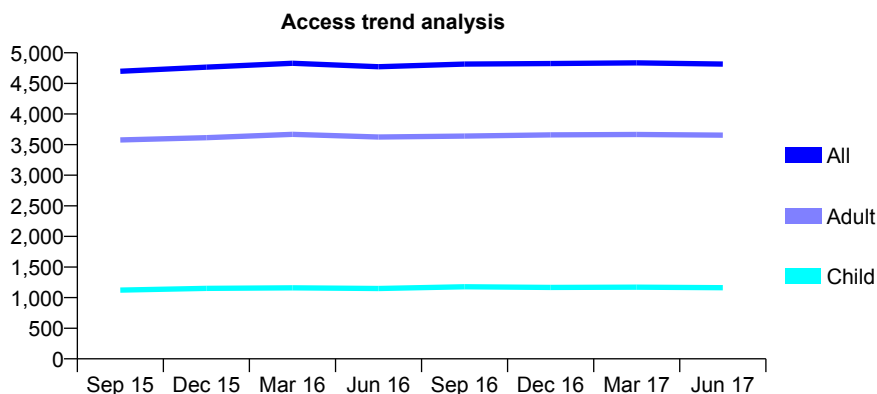
Q44 - Vital Signs At a Glance Contract Report for 299901/0001 - June 2017

Name or company name	MR J SREERAM
Contract type name	GDS Contract
Purpose of contract	General
Contract start date	01/06/2012
Contract end date	

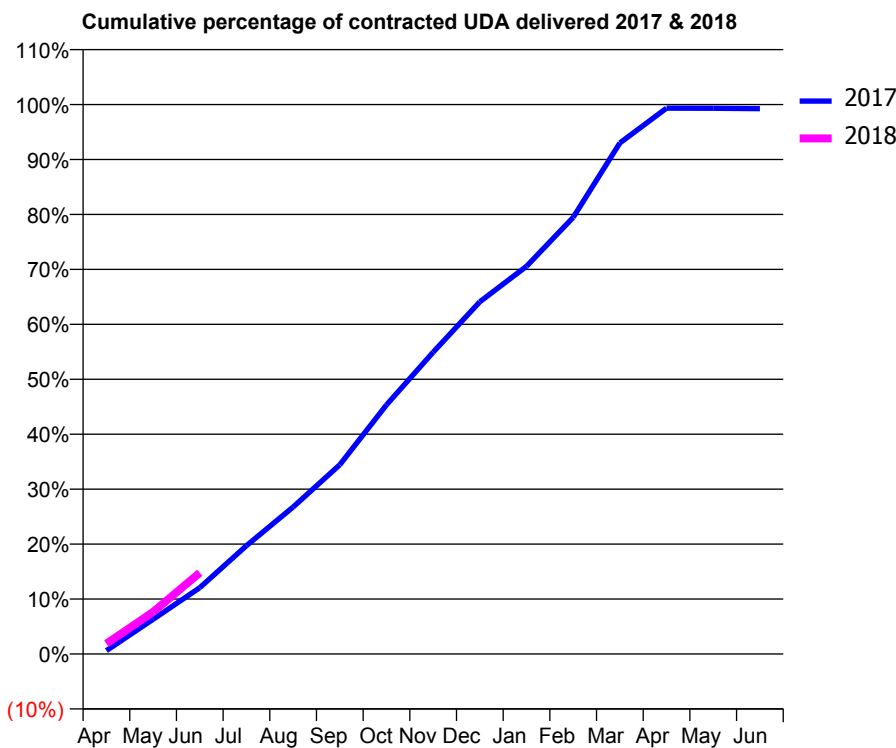
17/18 Contracted general activity (UDA)	17,225
Carry forward general activity (UDA)	0
17/18 Contracted orthodontic activity (UOA)	0
Carry forward orthodontic activity (UOA)	0
Baseline contract value	£437,736.21

ACCESS*

Patients seen in 24 months	Total	Change since previous quarter
Quarter ending June 2016	4,773	
Quarter ending September 2016	4,816	→
Quarter ending December 2016	4,825	→
Quarter ending March 2017	4,835	→
Quarter ending June 2017	4,816	→
Variance since June 2016	0.9%	→



ACTIVITY



Month	Adjusted Scheduled Activity (UDA)	
	2017	2018
April	107	322
May	1,087	1,321
June	2,080	2,546
July	3,397	
August	4,610	
September	5,933	
October	7,809	
November	9,462	
December	11,043	
January	12,155	
February	13,686	
March	16,021	
April	17,109	
May	17,107	
June	17,093	

QUALITY

	Quantity	Base Number	Contract	AT	Region	England
% of FP17s for the same patient ID Re-attending within 3 months - Children	92	488	18.9%	11.9%	13.0%	12.0%
% of FP17s for the same patient ID Re-attending within 3 months - Adults	197	1,213	16.2%	17.0%	16.6%	16.0%
% of FP17s for the same patient ID Re-attending between 3 & 9 months - Children	295	488	60.5%	57.3%	59.5%	58.0%
% of FP17s for the same patient ID Re-attending between 3 & 9 months - Adults	735	1,213	60.6%	51.3%	53.1%	50.9%
% of FP17s for Band 1 Urgent Courses	70	1,362	5.1%	9.7%	9.3%	9.1%
% of FP17s Relating to Free Repair or Replacements	21	1,362	1.5%	1.1%	1.0%	0.8%
% of FP17s Relating to Continuations	10	1,362	0.7%	1.4%	1.3%	1.1%
% of Patients satisfied with the dentistry they have received	15	16	93.8%	92.7%	91.9%	91.7%
% of Patients satisfied with the time they had to wait for an appointment	14	16	87.5%	92.5%	88.7%	88.0%

* This is based on patients treated on this contract for their most recent course of treatment. Figures in italics indicate the base number of FP17s or Patient Questionnaire responses are less than 100. N/A is shown where the base number of responses is less than 10 during the period. % is calculated as Quantity/Base number*100

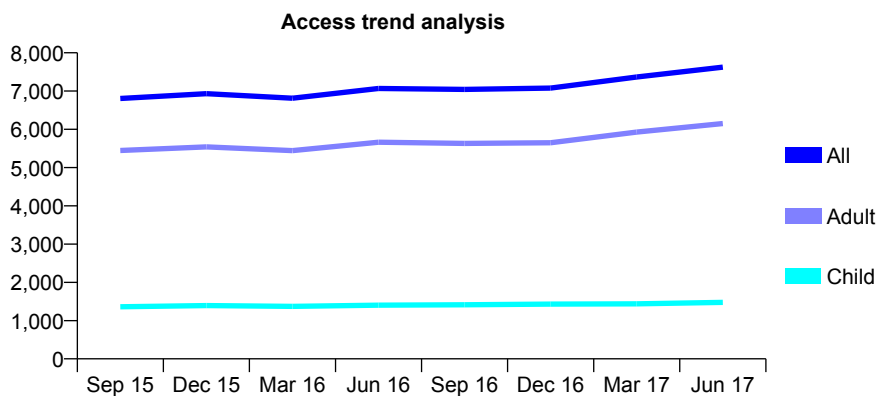
Q44 - Vital Signs At a Glance Contract Report for 308641/0001 - June 2017

Name or company name	MR SJ WRIGHT
Contract type name	Pilot Contract
Purpose of contract	General
Contract start date	01/04/2006
Contract end date	

17/18 Contracted general activity (UDA)	27,138
Carry forward general activity (UDA)	0
17/18 Contracted orthodontic activity (UOA)	0
Carry forward orthodontic activity (UOA)	0
Baseline contract value	£782,535.07

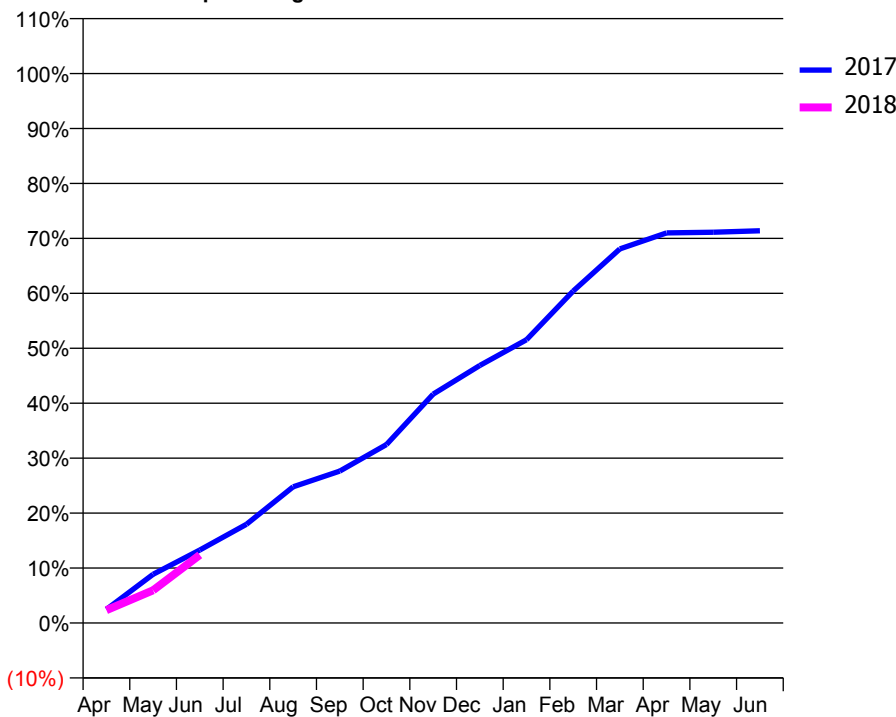
ACCESS*

Patients seen in 24 months	Total	Change since previous quarter
Quarter ending June 2016	7,067	
Quarter ending September 2016	7,044	→
Quarter ending December 2016	7,078	→
Quarter ending March 2017	7,368	↑
Quarter ending June 2017	7,626	↑
Variance since June 2016	7.9%	↑



ACTIVITY

Cumulative percentage of contracted UDA delivered 2017 & 2018



Adjusted Scheduled Activity (UDA)

Month	2017	2018
April	676	636
May	2,406	1,617
June	3,608	3,362
July	4,879	
August	6,727	
September	7,504	
October	8,815	
November	11,305	
December	12,717	
January	13,989	
February	16,396	
March	18,475	
April	19,265	
May	19,299	
June	19,374	

QUALITY

	Quantity	Base Number	Contract	AT	Region	England
% of FP17s for the same patient ID Re-attending within 3 months - Children	17	384	4.4%	11.9%	13.0%	12.0%
% of FP17s for the same patient ID Re-attending within 3 months - Adults	146	1,433	10.2%	17.0%	16.6%	16.0%
% of FP17s for the same patient ID Re-attending between 3 & 9 months - Children	119	384	31.0%	57.3%	59.5%	58.0%
% of FP17s for the same patient ID Re-attending between 3 & 9 months - Adults	489	1,433	34.1%	51.3%	53.1%	50.9%
% of FP17s for Band 1 Urgent Courses	166	1,446	11.5%	9.7%	9.3%	9.1%
% of FP17s Relating to Free Repair or Replacements	10	1,446	0.7%	1.1%	1.0%	0.8%
% of FP17s Relating to Continuations	13	1,446	0.9%	1.4%	1.3%	1.1%
% of Patients satisfied with the dentistry they have received	16	18	88.9%	92.7%	91.9%	91.7%
% of Patients satisfied with the time they had to wait for an appointment	13	18	72.2%	92.5%	88.7%	88.0%

* This is based on patients treated on this contract for their most recent course of treatment. Figures in italics indicate the base number of FP17s or Patient Questionnaire responses are less than 100. N/A is shown where the base number of responses is less than 10 during the period. % is calculated as Quantity/Base number*100

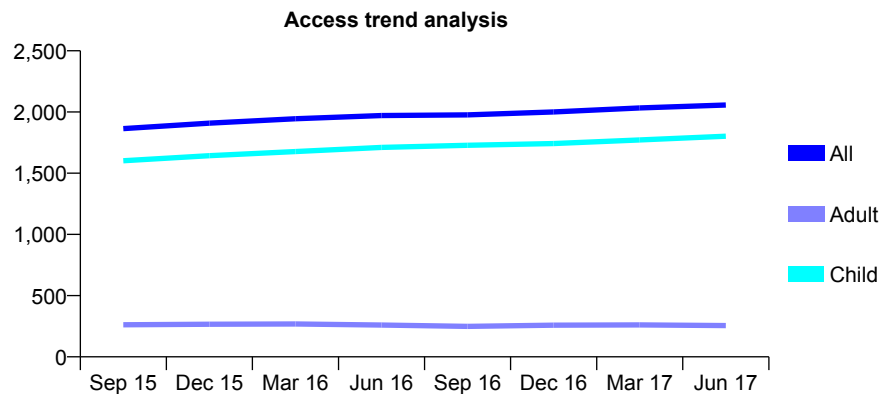
Q44 - Vital Signs At a Glance Contract Report for 318957/0001 - June 2017

Name or company name	MR SD MULCAHY
Contract type name	GDS Contract
Purpose of contract	General
Contract start date	01/04/2006
Contract end date	

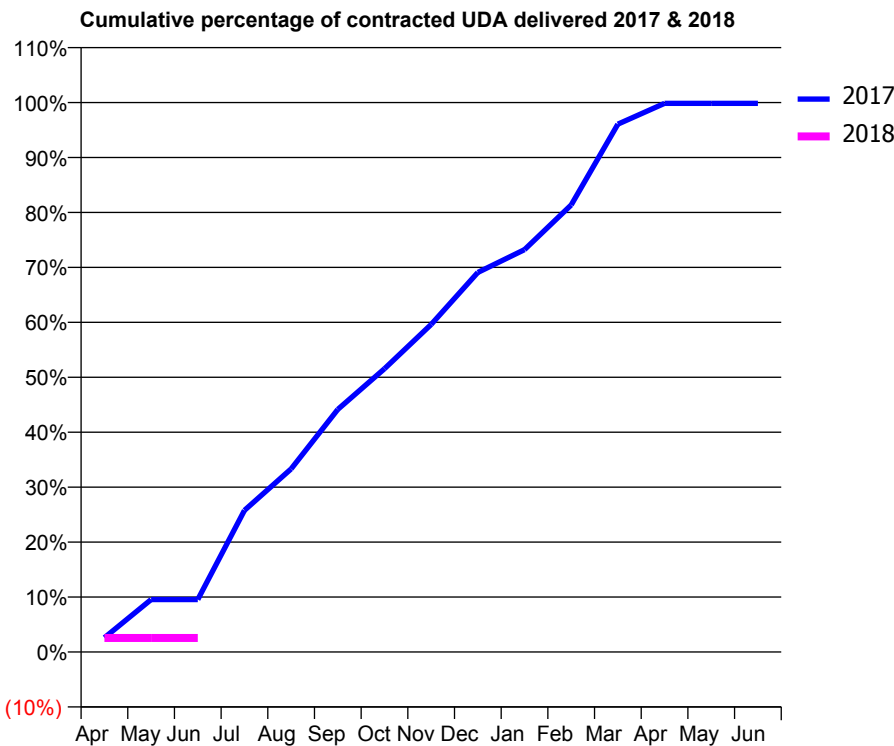
17/18 Contracted general activity (UDA)	4,000
Carry forward general activity (UDA)	0
17/18 Contracted orthodontic activity (UOA)	0
Carry forward orthodontic activity (UOA)	0
Baseline contract value	£103,949.12

ACCESS*

Patients seen in 24 months	Total	Change since previous quarter
Quarter ending June 2016	1,971	
Quarter ending September 2016	1,977	→
Quarter ending December 2016	2,001	→
Quarter ending March 2017	2,033	→
Quarter ending June 2017	2,057	→
Variance since June 2016	4.4%	↑



ACTIVITY



Month	Adjusted Scheduled Activity (UDA)	
	2017	2018
April	104	102
May	382	102
June	382	102
July	1,032	
August	1,334	
September	1,766	
October	2,062	
November	2,385	
December	2,763	
January	2,929	
February	3,254	
March	3,843	
April	3,993	
May	3,993	
June	3,993	

QUALITY

	Quantity	Base Number	Contract	AT	Region	England
% of FP17s for the same patient ID Re-attending within 3 months - Children	10	186	5.4%	11.9%	13.0%	12.0%
% of FP17s for the same patient ID Re-attending within 3 months - Adults	0	10	0.0%	17.0%	16.6%	16.0%
% of FP17s for the same patient ID Re-attending between 3 & 9 months - Children	101	186	54.3%	57.3%	59.5%	58.0%
% of FP17s for the same patient ID Re-attending between 3 & 9 months - Adults	7	10	70.0%	51.3%	53.1%	50.9%
% of FP17s for Band 1 Urgent Courses	2	82	2.4%	9.7%	9.3%	9.1%
% of FP17s Relating to Free Repair or Replacements	0	82	0.0%	1.1%	1.0%	0.8%
% of FP17s Relating to Continuations	2	82	2.4%	1.4%	1.3%	1.1%
% of Patients satisfied with the dentistry they have received	2	3	N/A	92.7%	91.9%	91.7%
% of Patients satisfied with the time they had to wait for an appointment	3	3	N/A	92.5%	88.7%	88.0%

* This is based on patients treated on this contract for their most recent course of treatment. Figures in italics indicate the base number of FP17s or Patient Questionnaire responses are less than 100. N/A is shown where the base number of responses is less than 10 during the period. % is calculated as Quantity/Base number*100

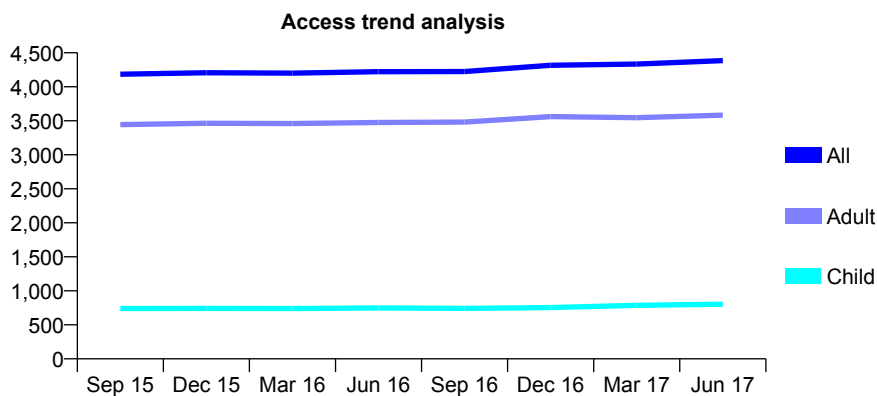
Q44 - Vital Signs At a Glance Contract Report for 321486/0001 - June 2017

Name or company name	MR AD MORTON
Contract type name	GDS Contract
Purpose of contract	General
Contract start date	01/04/2006
Contract end date	

17/18 Contracted general activity (UDA)	12,706
Carry forward general activity (UDA)	0
17/18 Contracted orthodontic activity (UOA)	0
Carry forward orthodontic activity (UOA)	0
Baseline contract value	£344,848.86

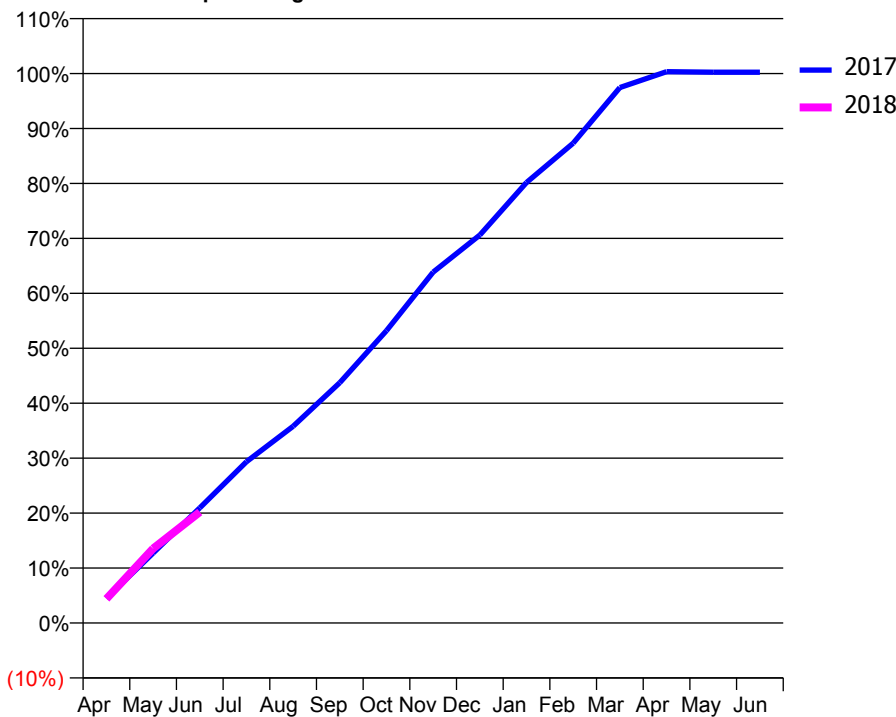
ACCESS*

Patients seen in 24 months	Total	Change since previous quarter
Quarter ending June 2016	4,223	
Quarter ending September 2016	4,224	→
Quarter ending December 2016	4,316	↑
Quarter ending March 2017	4,334	→
Quarter ending June 2017	4,386	→
Variance since June 2016	3.9%	↑



ACTIVITY

Cumulative percentage of contracted UDA delivered 2017 & 2018



Month	Adjusted Scheduled Activity (UDA)	
	2017	2018
April	572	560
May	1,616	1,722
June	2,663	2,567
July	3,729	
August	4,549	
September	5,559	
October	6,759	
November	8,114	
December	8,971	
January	10,185	
February	11,094	
March	12,380	
April	12,749	
May	12,736	
June	12,736	

QUALITY

	Quantity	Base Number	Contract	AT	Region	England
% of FP17s for the same patient ID Re-attending within 3 months - Children	22	305	7.2%	11.9%	13.0%	12.0%
% of FP17s for the same patient ID Re-attending within 3 months - Adults	170	1,110	15.3%	17.0%	16.6%	16.0%
% of FP17s for the same patient ID Re-attending between 3 & 9 months - Children	192	305	63.0%	57.3%	59.5%	58.0%
% of FP17s for the same patient ID Re-attending between 3 & 9 months - Adults	549	1,110	49.5%	51.3%	53.1%	50.9%
% of FP17s for Band 1 Urgent Courses	78	1,231	6.3%	9.7%	9.3%	9.1%
% of FP17s Relating to Free Repair or Replacements	38	1,231	3.1%	1.1%	1.0%	0.8%
% of FP17s Relating to Continuations	11	1,231	0.9%	1.4%	1.3%	1.1%
% of Patients satisfied with the dentistry they have received	13	14	92.9%	92.7%	91.9%	91.7%
% of Patients satisfied with the time they had to wait for an appointment	14	14	100.0%	92.5%	88.7%	88.0%

* This is based on patients treated on this contract for their most recent course of treatment. Figures in italics indicate the base number of FP17s or Patient Questionnaire responses are less than 100. N/A is shown where the base number of responses is less than 10 during the period. % is calculated as Quantity/Base number*100

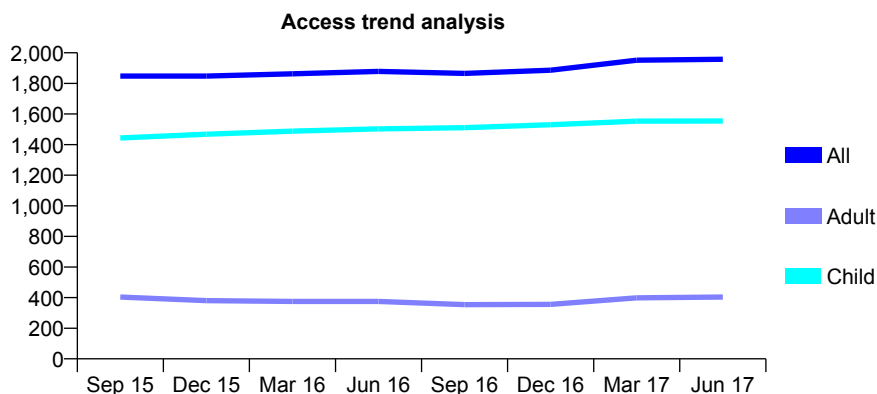
Q44 - Vital Signs At a Glance Contract Report for 327123/0002 - June 2017

Name or company name	MRS JM COOPER
Contract type name	GDS Contract
Purpose of contract	General
Contract start date	01/04/2007
Contract end date	

17/18 Contracted general activity (UDA)	4,180
Carry forward general activity (UDA)	0
17/18 Contracted orthodontic activity (UOA)	0
Carry forward orthodontic activity (UOA)	0
Baseline contract value	£92,737.18

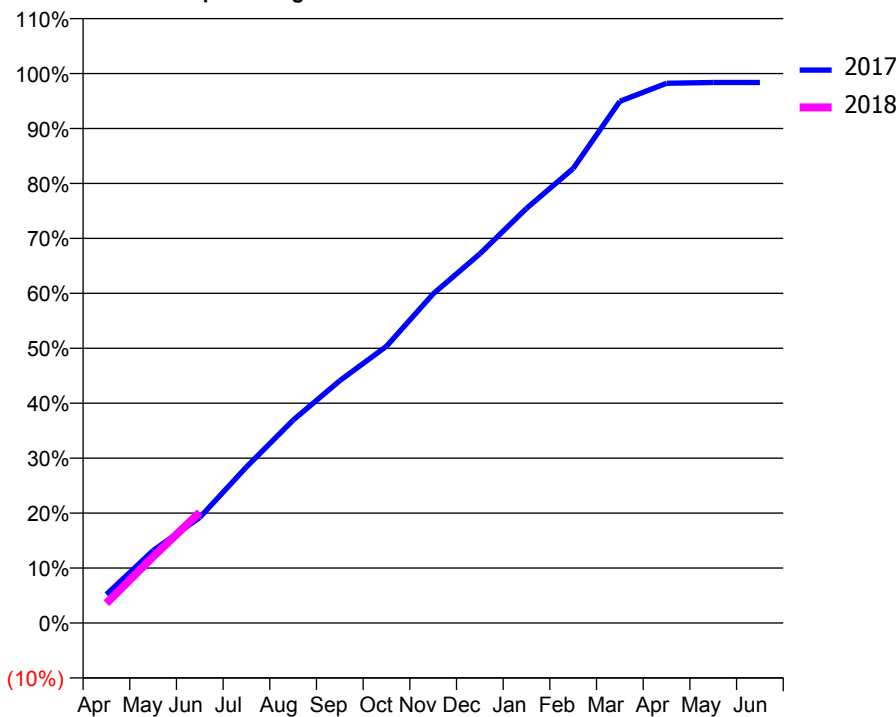
ACCESS*

Patients seen in 24 months	Total	Change since previous quarter
Quarter ending June 2016	1,878	
Quarter ending September 2016	1,865	→
Quarter ending December 2016	1,886	→
Quarter ending March 2017	1,952	↑
Quarter ending June 2017	1,958	→
Variance since June 2016	4.3%	↑



ACTIVITY

Cumulative percentage of contracted UDA delivered 2017 & 2018



Adjusted Scheduled Activity (UDA)

Month	2017	2018
April	218	151
May	551	505
June	803	842
July	1,187	
August	1,544	
September	1,844	
October	2,105	
November	2,504	
December	2,808	
January	3,154	
February	3,458	
March	3,968	
April	4,105	
May	4,111	
June	4,112	

QUALITY

	Quantity	Base Number	Contract	AT	Region	England
% of FP17s for the same patient ID Re-attending within 3 months - Children	48	704	6.8%	11.9%	13.0%	12.0%
% of FP17s for the same patient ID Re-attending within 3 months - Adults	15	92	16.3%	17.0%	16.6%	16.0%
% of FP17s for the same patient ID Re-attending between 3 & 9 months - Children	510	704	72.4%	57.3%	59.5%	58.0%
% of FP17s for the same patient ID Re-attending between 3 & 9 months - Adults	49	92	53.3%	51.3%	53.1%	50.9%
% of FP17s for Band 1 Urgent Courses	21	676	3.1%	9.7%	9.3%	9.1%
% of FP17s Relating to Free Repair or Replacements	1	676	0.1%	1.1%	1.0%	0.8%
% of FP17s Relating to Continuations	0	676	0.0%	1.4%	1.3%	1.1%
% of Patients satisfied with the dentistry they have received	3	3	N/A	92.7%	91.9%	91.7%
% of Patients satisfied with the time they had to wait for an appointment	2	3	N/A	92.5%	88.7%	88.0%

* This is based on patients treated on this contract for their most recent course of treatment. Figures in italics indicate the base number of FP17s or Patient Questionnaire responses are less than 100. N/A is shown where the base number of responses is less than 10 during the period. % is calculated as Quantity/Base number*100

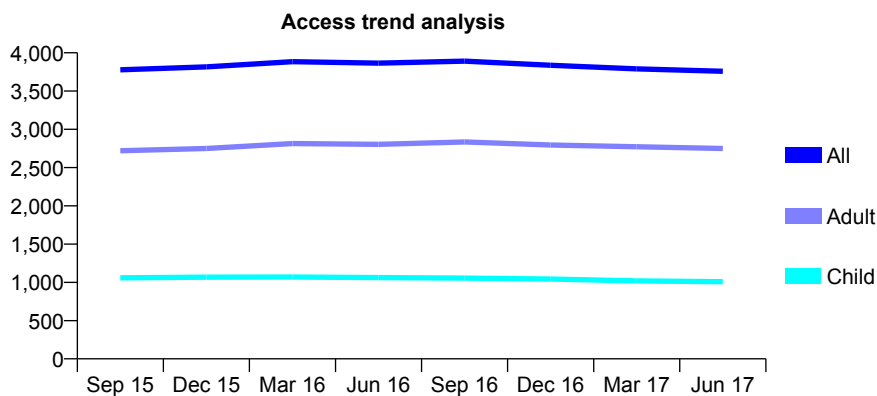
Q44 - Vital Signs At a Glance Contract Report for 329150/0002 - June 2017

Name or company name	MR DJ GIDMAN
Contract type name	GDS Contract
Purpose of contract	General
Contract start date	01/04/2006
Contract end date	

17/18 Contracted general activity (UDA)	9,301
Carry forward general activity (UDA)	0
17/18 Contracted orthodontic activity (UOA)	0
Carry forward orthodontic activity (UOA)	0
Baseline contract value	£278,662.49

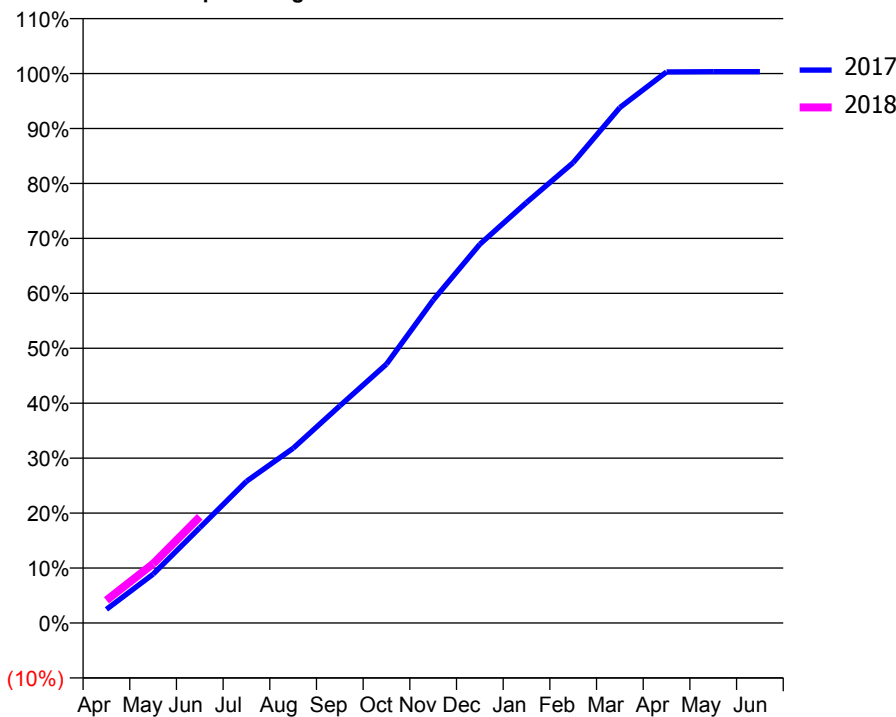
ACCESS*

Patients seen in 24 months	Total	Change since previous quarter
Quarter ending June 2016	3,865	
Quarter ending September 2016	3,891	→
Quarter ending December 2016	3,837	↓
Quarter ending March 2017	3,790	↓
Quarter ending June 2017	3,758	→
Variance since June 2016	(2.8%)	↓



ACTIVITY

Cumulative percentage of contracted UDA delivered 2017 & 2018



Adjusted Scheduled Activity (UDA)

Month	2017	2018
April	232	385
May	828	1,003
June	1,613	1,797
July	2,398	
August	2,957	
September	3,675	
October	4,383	
November	5,466	
December	6,412	
January	7,117	
February	7,793	
March	8,726	
April	9,328	
May	9,333	
June	9,333	

QUALITY

	Quantity	Base Number	Contract	AT	Region	England
% of FP17s for the same patient ID Re-attending within 3 months - Children	27	338	8.0%	11.9%	13.0%	12.0%
% of FP17s for the same patient ID Re-attending within 3 months - Adults	97	832	11.7%	17.0%	16.6%	16.0%
% of FP17s for the same patient ID Re-attending between 3 & 9 months - Children	194	338	57.4%	57.3%	59.5%	58.0%
% of FP17s for the same patient ID Re-attending between 3 & 9 months - Adults	423	832	50.8%	51.3%	53.1%	50.9%
% of FP17s for Band 1 Urgent Courses	39	889	4.4%	9.7%	9.3%	9.1%
% of FP17s Relating to Free Repair or Replacements	9	889	1.0%	1.1%	1.0%	0.8%
% of FP17s Relating to Continuations	18	889	2.0%	1.4%	1.3%	1.1%
% of Patients satisfied with the dentistry they have received	6	6	N/A	92.7%	91.9%	91.7%
% of Patients satisfied with the time they had to wait for an appointment	6	6	N/A	92.5%	88.7%	88.0%

* This is based on patients treated on this contract for their most recent course of treatment. Figures in italics indicate the base number of FP17s or Patient Questionnaire responses are less than 100. N/A is shown where the base number of responses is less than 10 during the period. % is calculated as Quantity/Base number*100

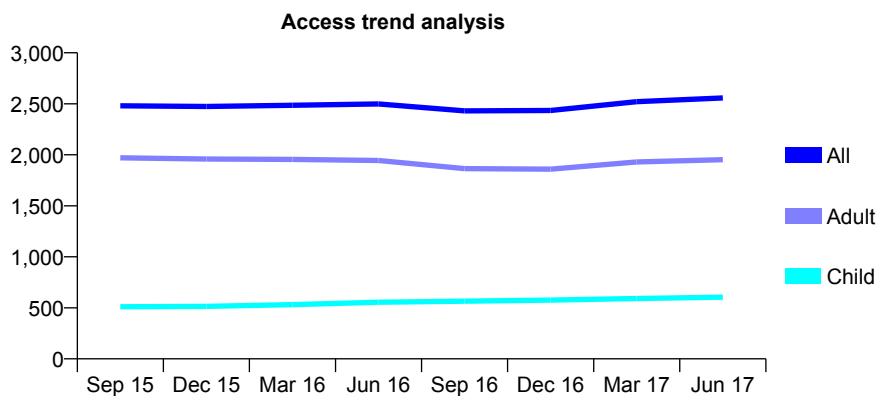
Q44 - Vital Signs At a Glance Contract Report for 340375/0001 - June 2017

Name or company name	MRS C SHARP
Contract type name	GDS Contract
Purpose of contract	General
Contract start date	20/10/2010
Contract end date	

17/18 Contracted general activity (UDA)	7,085
Carry forward general activity (UDA)	0
17/18 Contracted orthodontic activity (UOA)	0
Carry forward orthodontic activity (UOA)	0
Baseline contract value	£191,734.60

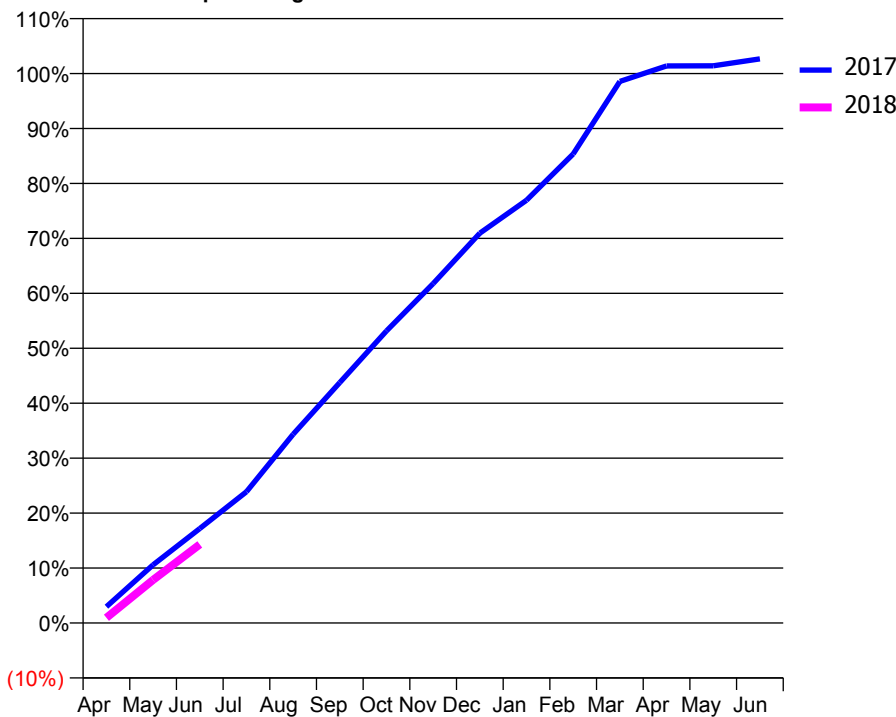
ACCESS*

Patients seen in 24 months	Total	Change since previous quarter
Quarter ending June 2016	2,499	
Quarter ending September 2016	2,431	↓
Quarter ending December 2016	2,435	→
Quarter ending March 2017	2,521	↑
Quarter ending June 2017	2,557	→
Variance since June 2016	2.3%	↑



ACTIVITY

Cumulative percentage of contracted UDA delivered 2017 & 2018



Month	Adjusted Scheduled Activity (UDA)	
	2017	2018
April	211	68
May	750	557
June	1,218	1,013
July	1,692	
August	2,433	
September	3,101	
October	3,766	
November	4,376	
December	5,026	
January	5,451	
February	6,048	
March	6,983	
April	7,182	
May	7,183	
June	7,274	

QUALITY

	Quantity	Base Number	Contract	AT	Region	England
% of FP17s for the same patient ID Re-attending within 3 months - Children	14	148	9.5%	11.9%	13.0%	12.0%
% of FP17s for the same patient ID Re-attending within 3 months - Adults	52	449	11.6%	17.0%	16.6%	16.0%
% of FP17s for the same patient ID Re-attending between 3 & 9 months - Children	82	148	55.4%	57.3%	59.5%	58.0%
% of FP17s for the same patient ID Re-attending between 3 & 9 months - Adults	165	449	36.7%	51.3%	53.1%	50.9%
% of FP17s for Band 1 Urgent Courses	65	498	13.1%	9.7%	9.3%	9.1%
% of FP17s Relating to Free Repair or Replacements	2	498	0.4%	1.1%	1.0%	0.8%
% of FP17s Relating to Continuations	7	498	1.4%	1.4%	1.3%	1.1%
% of Patients satisfied with the dentistry they have received	7	7	N/A	92.7%	91.9%	91.7%
% of Patients satisfied with the time they had to wait for an appointment	7	7	N/A	92.5%	88.7%	88.0%

* This is based on patients treated on this contract for their most recent course of treatment. Figures in italics indicate the base number of FP17s or Patient Questionnaire responses are less than 100. N/A is shown where the base number of responses is less than 10 during the period. % is calculated as Quantity/Base number*100

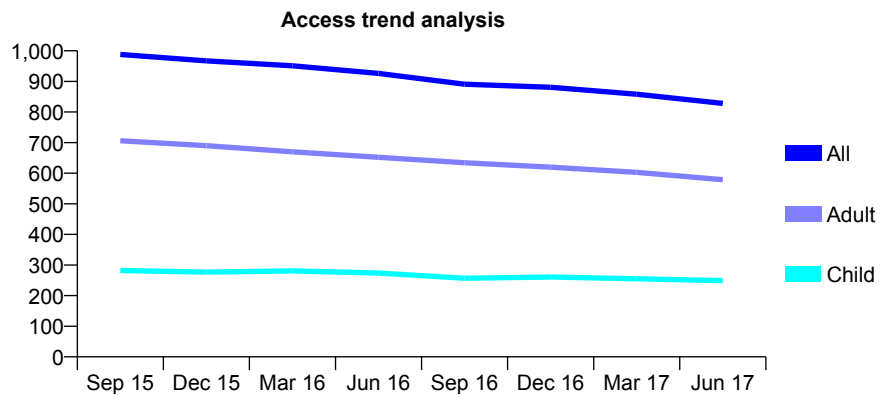
Q44 - Vital Signs At a Glance Contract Report for 340642/0001 - June 2017

Name or company name	MR M BADELI
Contract type name	PDS Contract
Purpose of contract	General
Contract start date	01/04/2006
Contract end date	31/03/2020

17/18 Contracted general activity (UDA)	4,500
Carry forward general activity (UDA)	0
17/18 Contracted orthodontic activity (UOA)	0
Carry forward orthodontic activity (UOA)	0
Baseline contract value	£106,883.57

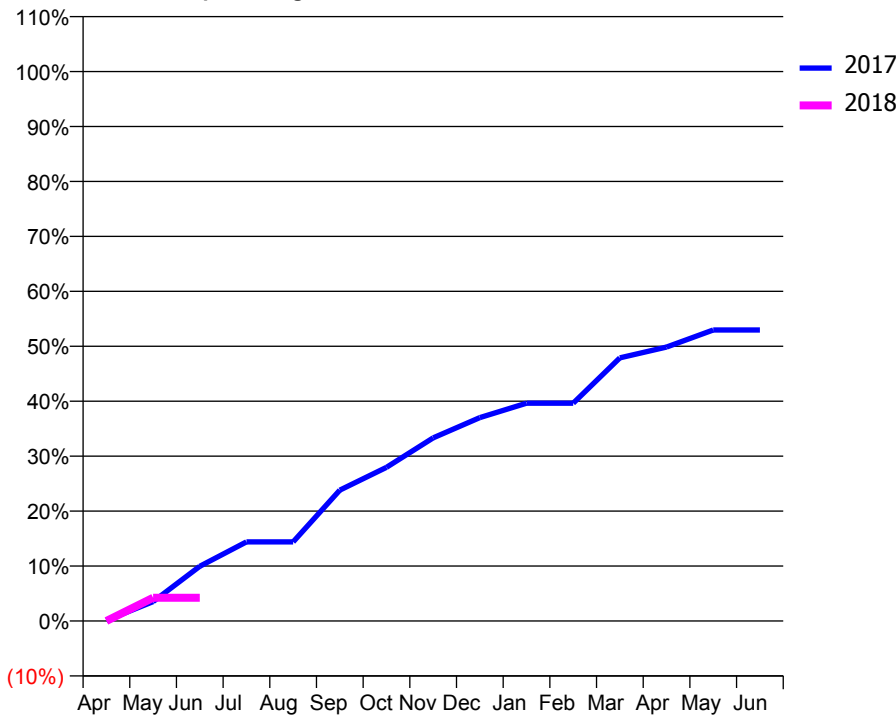
ACCESS*

Patients seen in 24 months	Total	Change since previous quarter
Quarter ending June 2016	926	
Quarter ending September 2016	891	↓
Quarter ending December 2016	881	↓
Quarter ending March 2017	858	↓
Quarter ending June 2017	828	↓
Variance since June 2016	(10.6%)	↓



ACTIVITY

Cumulative percentage of contracted UDA delivered 2017 & 2018



Month	Adjusted Scheduled Activity (UDA)	
	2017	2018
April	5	0
May	159	191
June	448	191
July	648	
August	648	
September	1,072	
October	1,259	
November	1,499	
December	1,666	
January	1,784	
February	1,784	
March	2,155	
April	2,244	
May	2,383	
June	2,383	

QUALITY

	Quantity	Base Number	Contract	AT	Region	England
% of FP17s for the same patient ID Re-attending within 3 months - Children	3	85	3.5%	11.9%	13.0%	12.0%
% of FP17s for the same patient ID Re-attending within 3 months - Adults	7	124	5.6%	17.0%	16.6%	16.0%
% of FP17s for the same patient ID Re-attending between 3 & 9 months - Children	52	85	61.2%	57.3%	59.5%	58.0%
% of FP17s for the same patient ID Re-attending between 3 & 9 months - Adults	58	124	46.8%	51.3%	53.1%	50.9%
% of FP17s for Band 1 Urgent Courses	15	126	11.9%	9.7%	9.3%	9.1%
% of FP17s Relating to Free Repair or Replacements	1	126	0.8%	1.1%	1.0%	0.8%
% of FP17s Relating to Continuations	0	126	0.0%	1.4%	1.3%	1.1%
% of Patients satisfied with the dentistry they have received	3	3	N/A	92.7%	91.9%	91.7%
% of Patients satisfied with the time they had to wait for an appointment	2	3	N/A	92.5%	88.7%	88.0%

* This is based on patients treated on this contract for their most recent course of treatment. Figures in italics indicate the base number of FP17s or Patient Questionnaire responses are less than 100. N/A is shown where the base number of responses is less than 10 during the period. % is calculated as Quantity/Base number*100

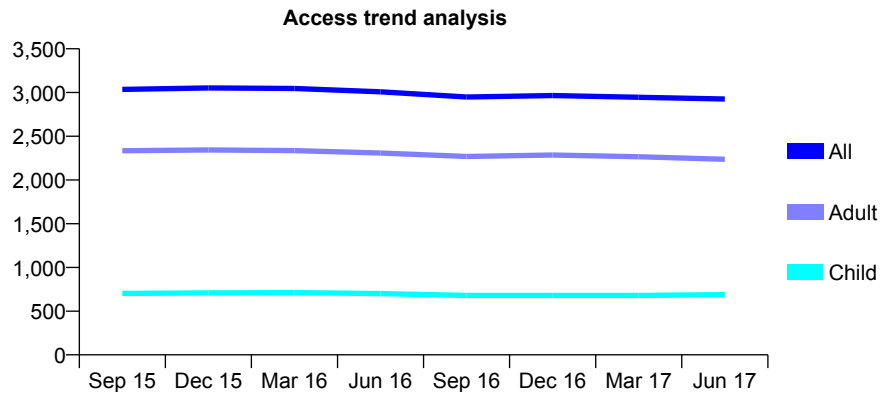
Q44 - Vital Signs At a Glance Contract Report for 398756/0001 - June 2017

Name or company name	MR JE FOLEY
Contract type name	GDS Contract
Purpose of contract	General
Contract start date	01/04/2011
Contract end date	

17/18 Contracted general activity (UDA)	9,318
Carry forward general activity (UDA)	0
17/18 Contracted orthodontic activity (UOA)	0
Carry forward orthodontic activity (UOA)	0
Baseline contract value	£229,896.95

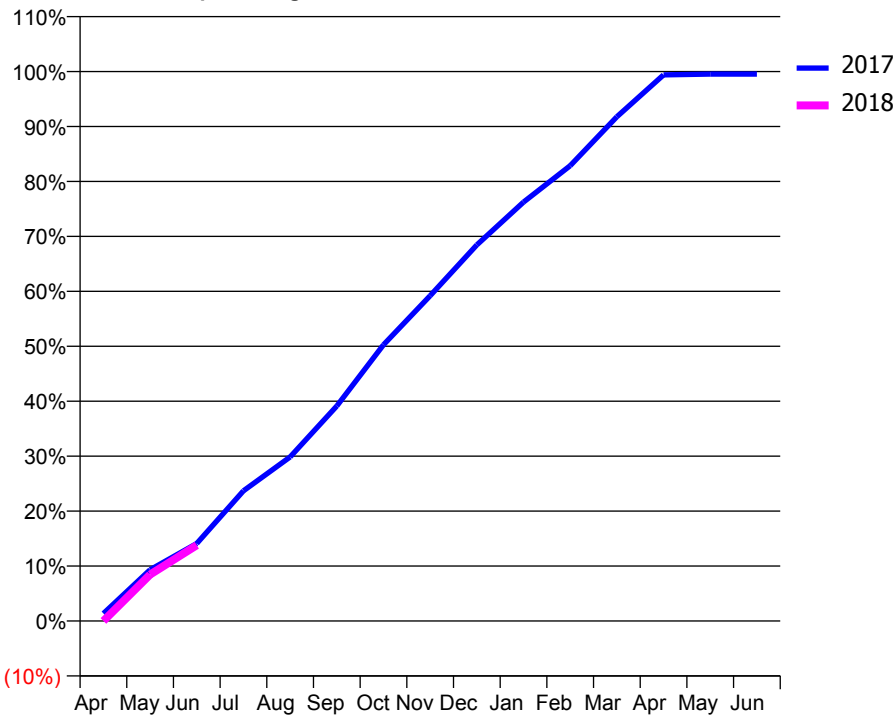
ACCESS*

Patients seen in 24 months	Total	Change since previous quarter
Quarter ending June 2016	3,008	
Quarter ending September 2016	2,948	↓
Quarter ending December 2016	2,966	→
Quarter ending March 2017	2,945	→
Quarter ending June 2017	2,926	→
Variance since June 2016	(2.7%)	↓



ACTIVITY

Cumulative percentage of contracted UDA delivered 2017 & 2018



Month	Adjusted Scheduled Activity (UDA)	
	2017	2018
April	127	0
May	869	788
June	1,314	1,286
July	2,207	
August	2,783	
September	3,645	
October	4,683	
November	5,517	
December	6,377	
January	7,104	
February	7,720	
March	8,550	
April	9,260	
May	9,275	
June	9,274	

QUALITY

	Quantity	Base Number	Contract	AT	Region	England
% of FP17s for the same patient ID Re-attending within 3 months - Children	25	254	9.8%	11.9%	13.0%	12.0%
% of FP17s for the same patient ID Re-attending within 3 months - Adults	92	808	11.4%	17.0%	16.6%	16.0%
% of FP17s for the same patient ID Re-attending between 3 & 9 months - Children	164	254	64.6%	57.3%	59.5%	58.0%
% of FP17s for the same patient ID Re-attending between 3 & 9 months - Adults	593	808	73.4%	51.3%	53.1%	50.9%
% of FP17s for Band 1 Urgent Courses	22	696	3.2%	9.7%	9.3%	9.1%
% of FP17s Relating to Free Repair or Replacements	8	696	1.1%	1.1%	1.0%	0.8%
% of FP17s Relating to Continuations	6	696	0.9%	1.4%	1.3%	1.1%
% of Patients satisfied with the dentistry they have received	9	9	N/A	92.7%	91.9%	91.7%
% of Patients satisfied with the time they had to wait for an appointment	9	9	N/A	92.5%	88.7%	88.0%

* This is based on patients treated on this contract for their most recent course of treatment. Figures in italics indicate the base number of FP17s or Patient Questionnaire responses are less than 100. N/A is shown where the base number of responses is less than 10 during the period. % is calculated as Quantity/Base number*100

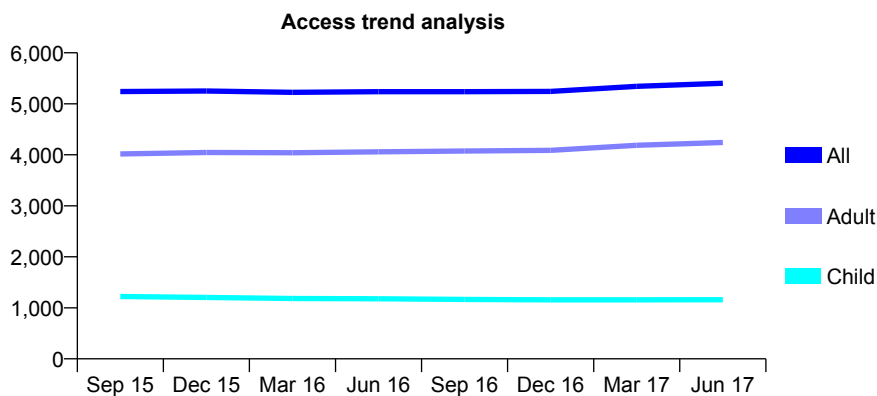
Q44 - Vital Signs At a Glance Contract Report for 566632/0001 - June 2017

Name or company name	Guilden Sutton Dental Practice
Contract type name	GDS Contract
Purpose of contract	General
Contract start date	01/04/2006
Contract end date	

17/18 Contracted general activity (UDA)	15,500
Carry forward general activity (UDA)	0
17/18 Contracted orthodontic activity (UOA)	0
Carry forward orthodontic activity (UOA)	0
Baseline contract value	£386,429.23

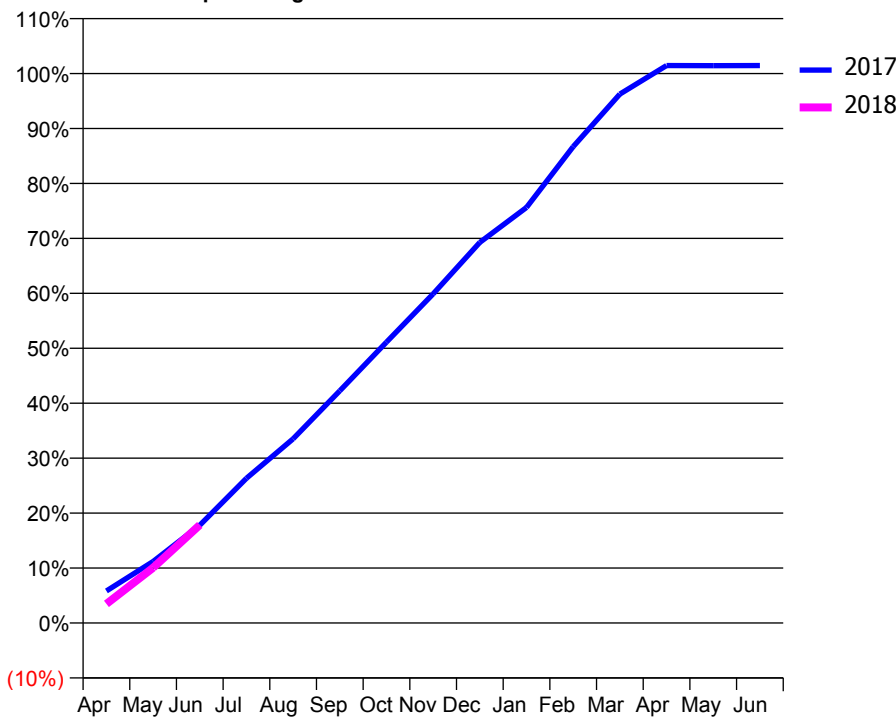
ACCESS*

Patients seen in 24 months	Total	Change since previous quarter
Quarter ending June 2016	5,238	
Quarter ending September 2016	5,239	→
Quarter ending December 2016	5,244	→
Quarter ending March 2017	5,342	→
Quarter ending June 2017	5,402	→
Variance since June 2016	3.1%	↑



ACTIVITY

Cumulative percentage of contracted UDA delivered 2017 & 2018



Month	Adjusted Scheduled Activity (UDA)	
	2017	2018
April	904	542
May	1,735	1,560
June	2,761	2,766
July	4,082	
August	5,196	
September	6,551	
October	7,922	
November	9,284	
December	10,736	
January	11,724	
February	13,438	
March	14,919	
April	15,726	
May	15,721	
June	15,724	

QUALITY

	Quantity	Base Number	Contract	AT	Region	England
% of FP17s for the same patient ID Re-attending within 3 months - Children	52	421	12.4%	11.9%	13.0%	12.0%
% of FP17s for the same patient ID Re-attending within 3 months - Adults	293	1,545	19.0%	17.0%	16.6%	16.0%
% of FP17s for the same patient ID Re-attending between 3 & 9 months - Children	248	421	58.9%	57.3%	59.5%	58.0%
% of FP17s for the same patient ID Re-attending between 3 & 9 months - Adults	842	1,545	54.5%	51.3%	53.1%	50.9%
% of FP17s for Band 1 Urgent Courses	160	1,569	10.2%	9.7%	9.3%	9.1%
% of FP17s Relating to Free Repair or Replacements	30	1,569	1.9%	1.1%	1.0%	0.8%
% of FP17s Relating to Continuations	21	1,569	1.3%	1.4%	1.3%	1.1%
% of Patients satisfied with the dentistry they have received	14	14	100.0%	92.7%	91.9%	91.7%
% of Patients satisfied with the time they had to wait for an appointment	14	14	100.0%	92.5%	88.7%	88.0%

* This is based on patients treated on this contract for their most recent course of treatment. Figures in italics indicate the base number of FP17s or Patient Questionnaire responses are less than 100. N/A is shown where the base number of responses is less than 10 during the period. % is calculated as Quantity/Base number*100

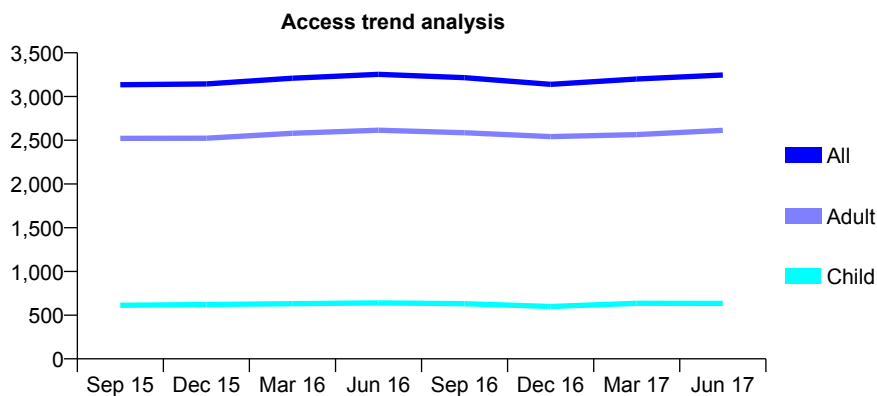
Q44 - Vital Signs At a Glance Contract Report for 569208/0001 - June 2017

Name or company name	Heathfield Dental Practice
Contract type name	GDS Contract
Purpose of contract	General
Contract start date	01/04/2006
Contract end date	

17/18 Contracted general activity (UDA)	8,738
Carry forward general activity (UDA)	0
17/18 Contracted orthodontic activity (UOA)	0
Carry forward orthodontic activity (UOA)	0
Baseline contract value	£236,953.09

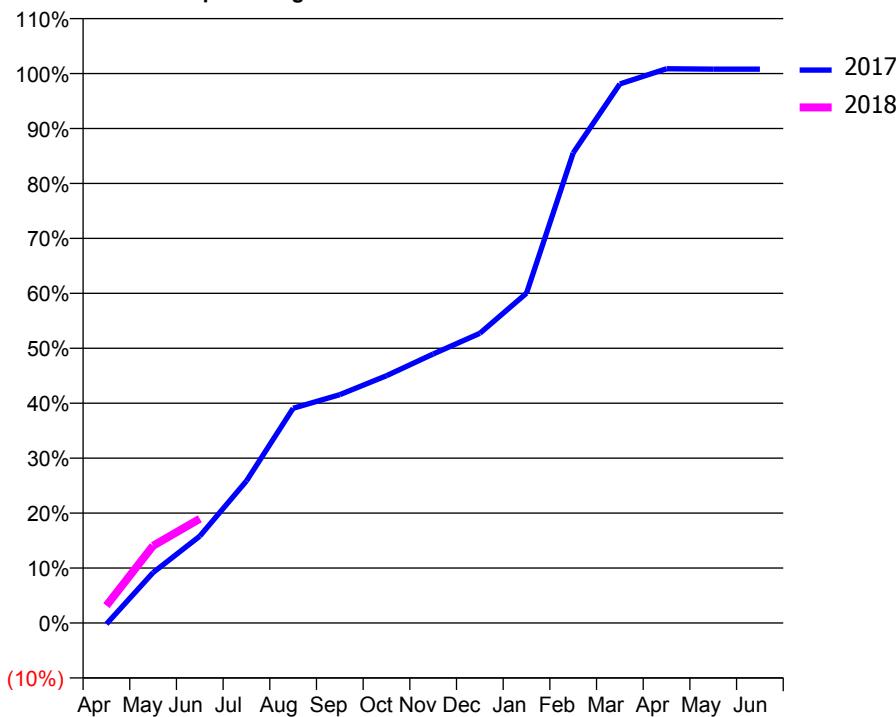
ACCESS*

Patients seen in 24 months	Total	Change since previous quarter
Quarter ending June 2016	3,254	
Quarter ending September 2016	3,216	↓
Quarter ending December 2016	3,139	↓
Quarter ending March 2017	3,200	→
Quarter ending June 2017	3,246	→
Variance since June 2016	(0.2%)	→



ACTIVITY

Cumulative percentage of contracted UDA delivered 2017 & 2018



Month	Adjusted Scheduled Activity (UDA)	
	2017	2018
April	-17	276
May	802	1,228
June	1,382	1,658
July	2,259	
August	3,415	
September	3,632	
October	3,933	
November	4,279	
December	4,606	
January	5,245	
February	7,475	
March	8,573	
April	8,814	
May	8,807	
June	8,807	

QUALITY

	Quantity	Base Number	Contract	AT	Region	England
% of FP17s for the same patient ID Re-attending within 3 months - Children	13	184	7.1%	11.9%	13.0%	12.0%
% of FP17s for the same patient ID Re-attending within 3 months - Adults	183	849	21.6%	17.0%	16.6%	16.0%
% of FP17s for the same patient ID Re-attending between 3 & 9 months - Children	115	184	62.5%	57.3%	59.5%	58.0%
% of FP17s for the same patient ID Re-attending between 3 & 9 months - Adults	399	849	47.0%	51.3%	53.1%	50.9%
% of FP17s for Band 1 Urgent Courses	128	898	14.3%	9.7%	9.3%	9.1%
% of FP17s Relating to Free Repair or Replacements	15	898	1.7%	1.1%	1.0%	0.8%
% of FP17s Relating to Continuations	15	898	1.7%	1.4%	1.3%	1.1%
% of Patients satisfied with the dentistry they have received	11	12	91.7%	92.7%	91.9%	91.7%
% of Patients satisfied with the time they had to wait for an appointment	12	12	100.0%	92.5%	88.7%	88.0%

* This is based on patients treated on this contract for their most recent course of treatment. Figures in italics indicate the base number of FP17s or Patient Questionnaire responses are less than 100. N/A is shown where the base number of responses is less than 10 during the period. % is calculated as Quantity/Base number*100

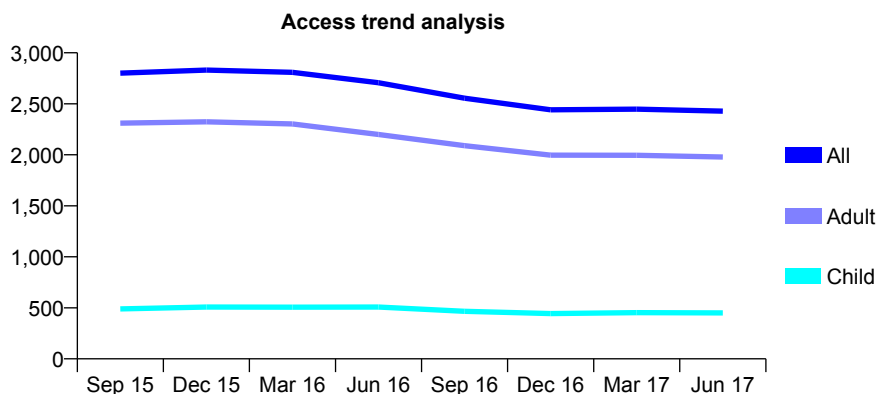
Q44 - Vital Signs At a Glance Contract Report for 614378/0001 - June 2017

Name or company name	MR S JASIM MOHAMAD
Contract type name	GDS Contract
Purpose of contract	General
Contract start date	01/09/2009
Contract end date	

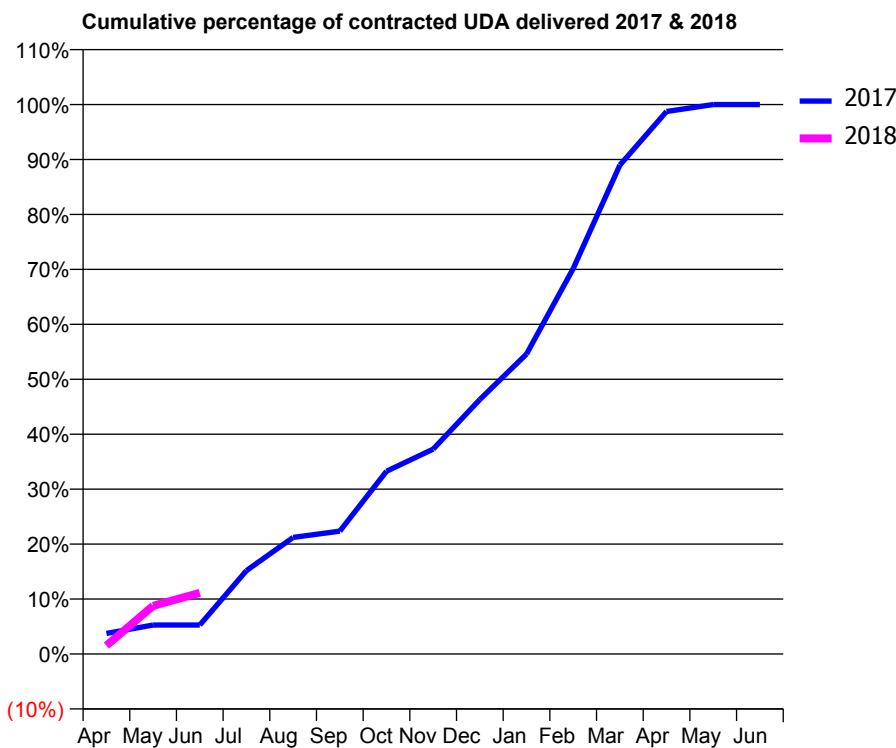
17/18 Contracted general activity (UDA)	13,658
Carry forward general activity (UDA)	0
17/18 Contracted orthodontic activity (UOA)	0
Carry forward orthodontic activity (UOA)	0
Baseline contract value	£355,597.75

ACCESS*

Patients seen in 24 months	Total	Change since previous quarter
Quarter ending June 2016	2,707	
Quarter ending September 2016	2,555	↓
Quarter ending December 2016	2,441	↓
Quarter ending March 2017	2,448	→
Quarter ending June 2017	2,428	→
Variance since June 2016	(10.3%)	↓



ACTIVITY



Month	Adjusted Scheduled Activity (UDA)	
	2017	2018
April	514	210
May	722	1,197
June	722	1,520
July	2,073	
August	2,898	
September	3,053	
October	4,543	
November	5,094	
December	6,324	
January	7,454	
February	9,581	
March	12,153	
April	13,485	
May	13,658	
June	13,658	

QUALITY

	Quantity	Base Number	Contract	AT	Region	England
% of FP17s for the same patient ID Re-attending within 3 months - Children	17	164	10.4%	11.9%	13.0%	12.0%
% of FP17s for the same patient ID Re-attending within 3 months - Adults	95	585	16.2%	17.0%	16.6%	16.0%
% of FP17s for the same patient ID Re-attending between 3 & 9 months - Children	97	164	59.1%	57.3%	59.5%	58.0%
% of FP17s for the same patient ID Re-attending between 3 & 9 months - Adults	268	585	45.8%	51.3%	53.1%	50.9%
% of FP17s for Band 1 Urgent Courses	65	448	14.5%	9.7%	9.3%	9.1%
% of FP17s Relating to Free Repair or Replacements	3	448	0.7%	1.1%	1.0%	0.8%
% of FP17s Relating to Continuations	5	448	1.1%	1.4%	1.3%	1.1%
% of Patients satisfied with the dentistry they have received	31	37	83.8%	92.7%	91.9%	91.7%
% of Patients satisfied with the time they had to wait for an appointment	33	37	89.2%	92.5%	88.7%	88.0%

* This is based on patients treated on this contract for their most recent course of treatment. Figures in italics indicate the base number of FP17s or Patient Questionnaire responses are less than 100. N/A is shown where the base number of responses is less than 10 during the period. % is calculated as Quantity/Base number*100

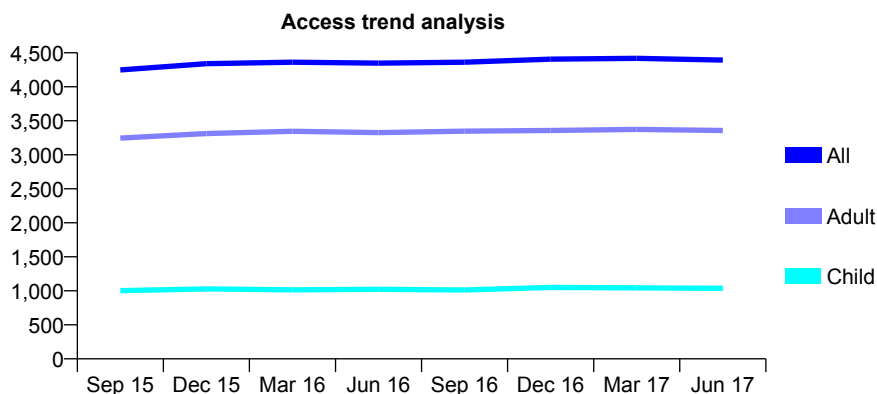
Q44 - Vital Signs At a Glance Contract Report for 638560/0001 - June 2017

Name or company name	MISS J FINN
Contract type name	GDS Contract
Purpose of contract	General
Contract start date	01/04/2006
Contract end date	

17/18 Contracted general activity (UDA)	14,350
Carry forward general activity (UDA)	0
17/18 Contracted orthodontic activity (UOA)	0
Carry forward orthodontic activity (UOA)	0
Baseline contract value	£400,871.98

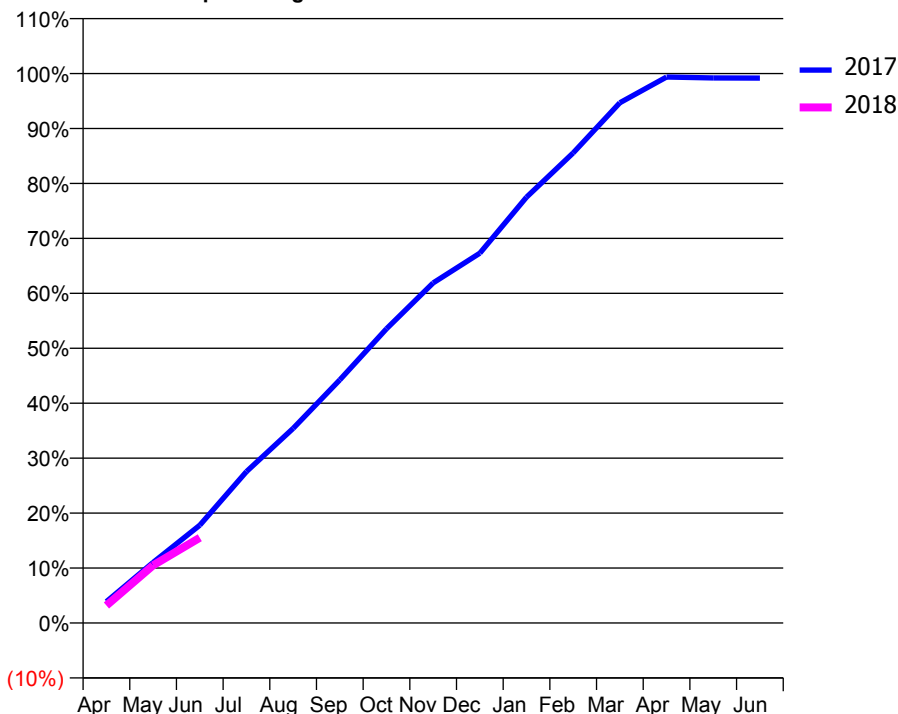
ACCESS*

Patients seen in 24 months	Total	Change since previous quarter
Quarter ending June 2016	4,348	
Quarter ending September 2016	4,362	→
Quarter ending December 2016	4,407	→
Quarter ending March 2017	4,419	→
Quarter ending June 2017	4,393	→
Variance since June 2016	1.0%	→



ACTIVITY

Cumulative percentage of contracted UDA delivered 2017 & 2018



Month	Adjusted Scheduled Activity (UDA)	
	2017	2018
April	559	459
May	1,584	1,506
June	2,556	2,227
July	3,954	
August	5,084	
September	6,350	
October	7,683	
November	8,880	
December	9,659	
January	11,122	
February	12,277	
March	13,588	
April	14,259	
May	14,233	
June	14,230	

QUALITY

	Quantity	Base Number	Contract	AT	Region	England
% of FP17s for the same patient ID Re-attending within 3 months - Children	45	381	11.8%	11.9%	13.0%	12.0%
% of FP17s for the same patient ID Re-attending within 3 months - Adults	193	1,027	18.8%	17.0%	16.6%	16.0%
% of FP17s for the same patient ID Re-attending between 3 & 9 months - Children	239	381	62.7%	57.3%	59.5%	58.0%
% of FP17s for the same patient ID Re-attending between 3 & 9 months - Adults	533	1,027	51.9%	51.3%	53.1%	50.9%
% of FP17s for Band 1 Urgent Courses	95	1,126	8.4%	9.7%	9.3%	9.1%
% of FP17s Relating to Free Repair or Replacements	11	1,126	1.0%	1.1%	1.0%	0.8%
% of FP17s Relating to Continuations	10	1,126	0.9%	1.4%	1.3%	1.1%
% of Patients satisfied with the dentistry they have received	24	24	100.0%	92.7%	91.9%	91.7%
% of Patients satisfied with the time they had to wait for an appointment	24	24	100.0%	92.5%	88.7%	88.0%

* This is based on patients treated on this contract for their most recent course of treatment. Figures in italics indicate the base number of FP17s or Patient Questionnaire responses are less than 100. N/A is shown where the base number of responses is less than 10 during the period. % is calculated as Quantity/Base number*100

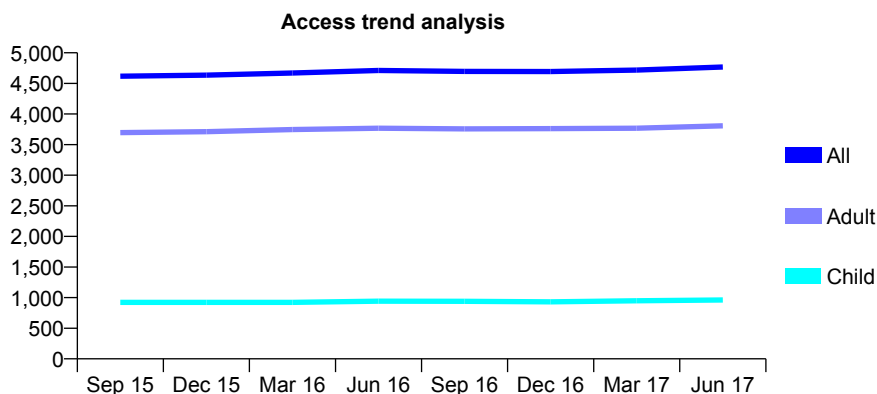
Q44 - Vital Signs At a Glance Contract Report for 649139/0001 - June 2017

Name or company name	MR BS PHIPPS
Contract type name	GDS Contract
Purpose of contract	General
Contract start date	01/04/2006
Contract end date	

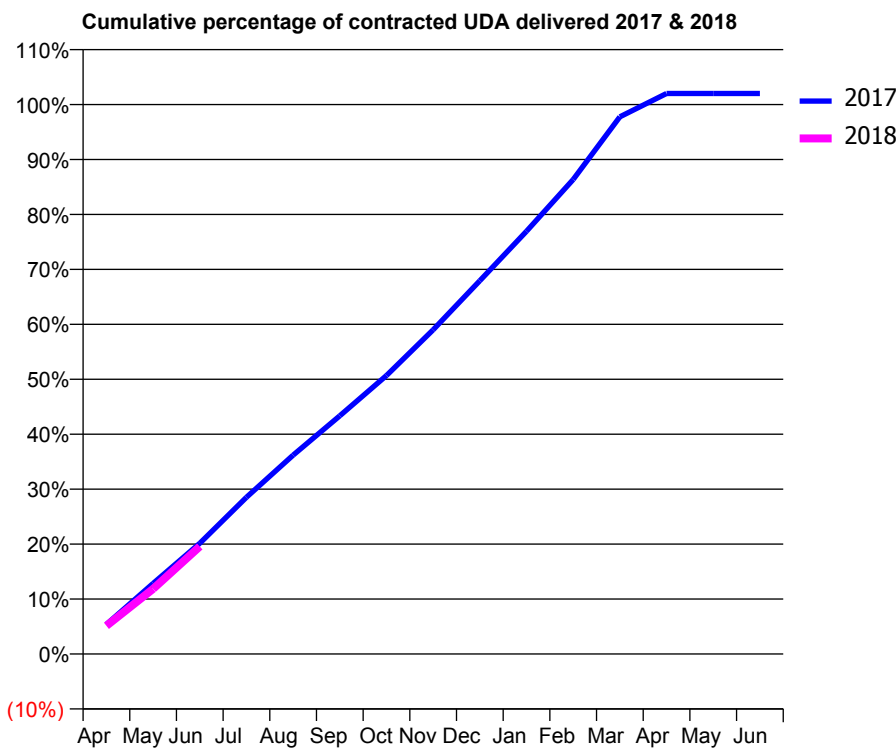
17/18 Contracted general activity (UDA)	12,870
Carry forward general activity (UDA)	0
17/18 Contracted orthodontic activity (UOA)	0
Carry forward orthodontic activity (UOA)	0
Baseline contract value	£385,602.25

ACCESS*

Patients seen in 24 months	Total	Change since previous quarter
Quarter ending June 2016	4,711	
Quarter ending September 2016	4,696	→
Quarter ending December 2016	4,693	→
Quarter ending March 2017	4,717	→
Quarter ending June 2017	4,768	→
Variance since June 2016	1.2%	→



ACTIVITY



Month	Adjusted Scheduled Activity (UDA)	
	2017	2018
April	694	661
May	1,654	1,527
June	2,593	2,519
July	3,671	
August	4,659	
September	5,578	
October	6,524	
November	7,594	
December	8,743	
January	9,902	
February	11,114	
March	12,582	
April	13,127	
May	13,127	
June	13,127	

QUALITY

	Quantity	Base Number	Contract	AT	Region	England
% of FP17s for the same patient ID Re-attending within 3 months - Children	14	315	4.4%	11.9%	13.0%	12.0%
% of FP17s for the same patient ID Re-attending within 3 months - Adults	235	1,243	18.9%	17.0%	16.6%	16.0%
% of FP17s for the same patient ID Re-attending between 3 & 9 months - Children	167	315	53.0%	57.3%	59.5%	58.0%
% of FP17s for the same patient ID Re-attending between 3 & 9 months - Adults	541	1,243	43.5%	51.3%	53.1%	50.9%
% of FP17s for Band 1 Urgent Courses	101	1,300	7.8%	9.7%	9.3%	9.1%
% of FP17s Relating to Free Repair or Replacements	11	1,300	0.8%	1.1%	1.0%	0.8%
% of FP17s Relating to Continuations	37	1,300	2.8%	1.4%	1.3%	1.1%
% of Patients satisfied with the dentistry they have received	9	11	81.8%	92.7%	91.9%	91.7%
% of Patients satisfied with the time they had to wait for an appointment	10	11	90.9%	92.5%	88.7%	88.0%

* This is based on patients treated on this contract for their most recent course of treatment. Figures in italics indicate the base number of FP17s or Patient Questionnaire responses are less than 100. N/A is shown where the base number of responses is less than 10 during the period. % is calculated as Quantity/Base number*100

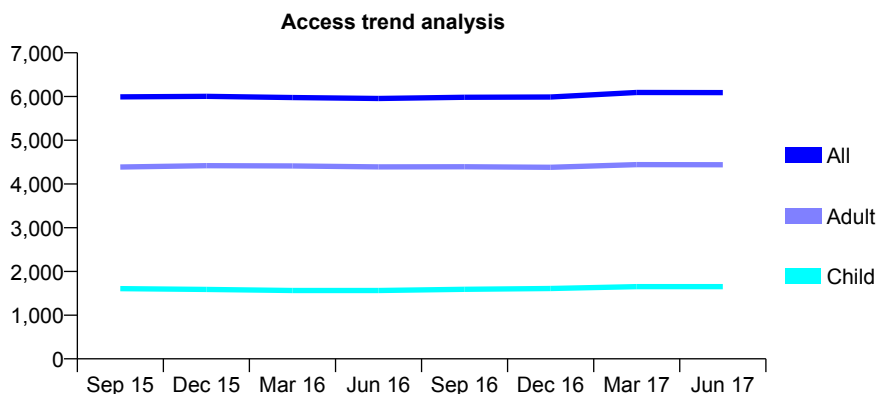
Q44 - Vital Signs At a Glance Contract Report for 649899/0001 - June 2017

Name or company name	MR SW HUGHES
Contract type name	GDS Contract
Purpose of contract	General
Contract start date	01/04/2006
Contract end date	

17/18 Contracted general activity (UDA)	18,100
Carry forward general activity (UDA)	0
17/18 Contracted orthodontic activity (UOA)	0
Carry forward orthodontic activity (UOA)	0
Baseline contract value	£521,836.94

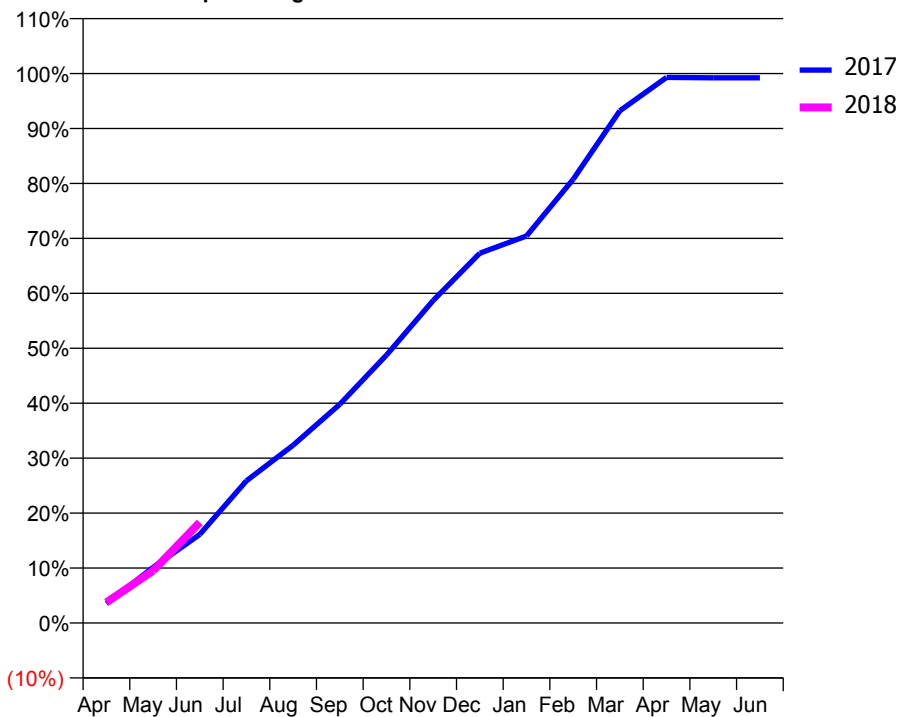
ACCESS*

Patients seen in 24 months	Total	Change since previous quarter
Quarter ending June 2016	5,954	
Quarter ending September 2016	5,984	→
Quarter ending December 2016	5,988	→
Quarter ending March 2017	6,093	→
Quarter ending June 2017	6,091	→
Variance since June 2016	2.3%	↑



ACTIVITY

Cumulative percentage of contracted UDA delivered 2017 & 2018



Month	Adjusted Scheduled Activity (UDA)	
	2017	2018
April	641	679
May	1,833	1,723
June	2,918	3,315
July	4,684	
August	5,858	
September	7,205	
October	8,827	
November	10,622	
December	12,183	
January	12,750	
February	14,615	
March	16,874	
April	17,973	
May	17,960	
June	17,956	

QUALITY

	Quantity	Base Number	Contract	AT	Region	England
% of FP17s for the same patient ID Re-attending within 3 months - Children	42	612	6.9%	11.9%	13.0%	12.0%
% of FP17s for the same patient ID Re-attending within 3 months - Adults	146	1,374	10.6%	17.0%	16.6%	16.0%
% of FP17s for the same patient ID Re-attending between 3 & 9 months - Children	393	612	64.2%	57.3%	59.5%	58.0%
% of FP17s for the same patient ID Re-attending between 3 & 9 months - Adults	756	1,374	55.0%	51.3%	53.1%	50.9%
% of FP17s for Band 1 Urgent Courses	52	1,591	3.3%	9.7%	9.3%	9.1%
% of FP17s Relating to Free Repair or Replacements	12	1,591	0.8%	1.1%	1.0%	0.8%
% of FP17s Relating to Continuations	8	1,591	0.5%	1.4%	1.3%	1.1%
% of Patients satisfied with the dentistry they have received	18	19	94.7%	92.7%	91.9%	91.7%
% of Patients satisfied with the time they had to wait for an appointment	18	19	94.7%	92.5%	88.7%	88.0%

* This is based on patients treated on this contract for their most recent course of treatment. Figures in italics indicate the base number of FP17s or Patient Questionnaire responses are less than 100. N/A is shown where the base number of responses is less than 10 during the period. % is calculated as Quantity/Base number*100

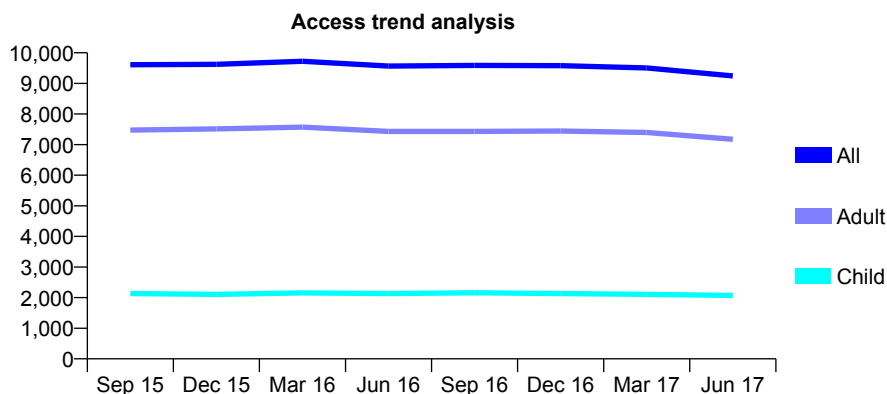
Q44 - Vital Signs At a Glance Contract Report for 654248/0001 - June 2017

Name or company name	MR S HUSSAIN
Contract type name	GDS Contract
Purpose of contract	General
Contract start date	01/04/2006
Contract end date	

17/18 Contracted general activity (UDA)	35,894
Carry forward general activity (UDA)	0
17/18 Contracted orthodontic activity (UOA)	0
Carry forward orthodontic activity (UOA)	0
Baseline contract value	£1,029,440.80

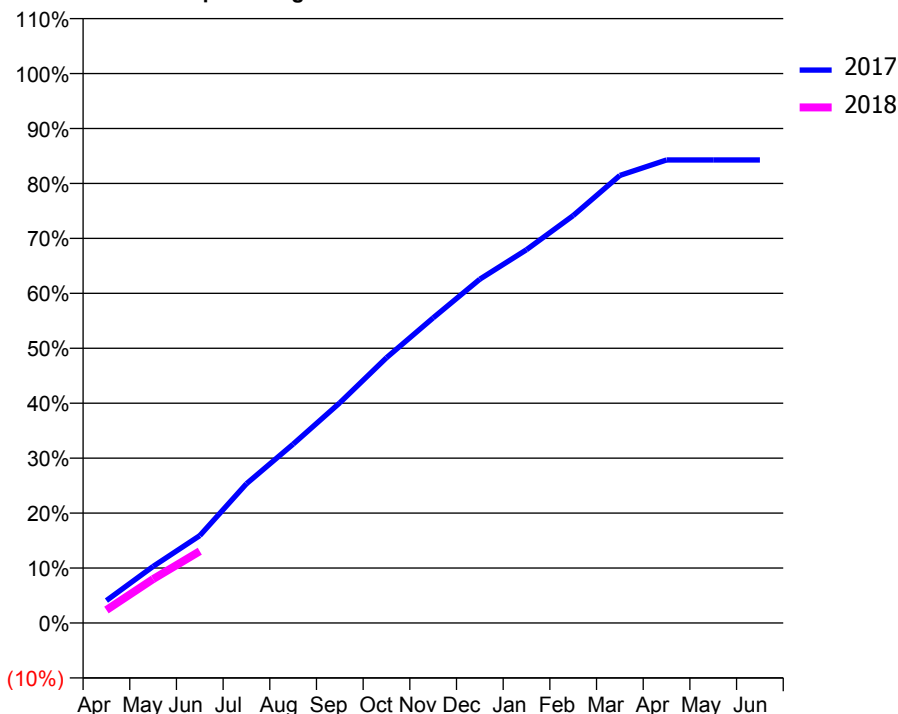
ACCESS*

Patients seen in 24 months	Total	Change since previous quarter
Quarter ending June 2016	9,565	
Quarter ending September 2016	9,590	→
Quarter ending December 2016	9,580	→
Quarter ending March 2017	9,504	→
Quarter ending June 2017	9,246	↓
Variance since June 2016	(3.3%)	↓



ACTIVITY

Cumulative percentage of contracted UDA delivered 2017 & 2018



Month	Adjusted Scheduled Activity (UDA)	
	2017	2018
April	1,470	846
May	3,695	2,871
June	5,705	4,688
July	9,098	
August	11,688	
September	14,386	
October	17,329	
November	19,934	
December	22,457	
January	24,385	
February	26,614	
March	29,240	
April	30,244	
May	30,246	
June	30,247	

QUALITY

	Quantity	Base Number	Contract	AT	Region	England
% of FP17s for the same patient ID Re-attending within 3 months - Children	56	565	9.9%	11.9%	13.0%	12.0%
% of FP17s for the same patient ID Re-attending within 3 months - Adults	282	1,652	17.1%	17.0%	16.6%	16.0%
% of FP17s for the same patient ID Re-attending between 3 & 9 months - Children	253	565	44.8%	57.3%	59.5%	58.0%
% of FP17s for the same patient ID Re-attending between 3 & 9 months - Adults	680	1,652	41.2%	51.3%	53.1%	50.9%
% of FP17s for Band 1 Urgent Courses	288	1,829	15.7%	9.7%	9.3%	9.1%
% of FP17s Relating to Free Repair or Replacements	18	1,829	1.0%	1.1%	1.0%	0.8%
% of FP17s Relating to Continuations	43	1,829	2.4%	1.4%	1.3%	1.1%
% of Patients satisfied with the dentistry they have received	20	20	100.0%	92.7%	91.9%	91.7%
% of Patients satisfied with the time they had to wait for an appointment	19	20	95.0%	92.5%	88.7%	88.0%

* This is based on patients treated on this contract for their most recent course of treatment. Figures in italics indicate the base number of FP17s or Patient Questionnaire responses are less than 100. N/A is shown where the base number of responses is less than 10 during the period. % is calculated as Quantity/Base number*100

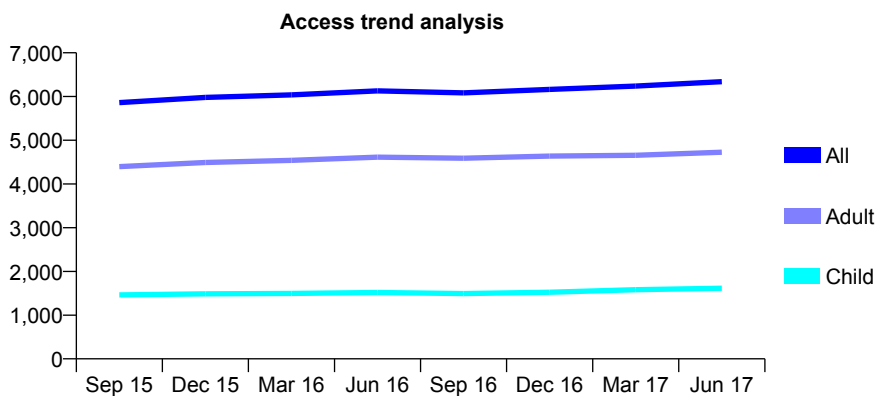
Q44 - Vital Signs At a Glance Contract Report for 661899/0001 - June 2017

Name or company name	MRS A SIMPKINS
Contract type name	GDS Contract
Purpose of contract	General
Contract start date	01/04/2006
Contract end date	

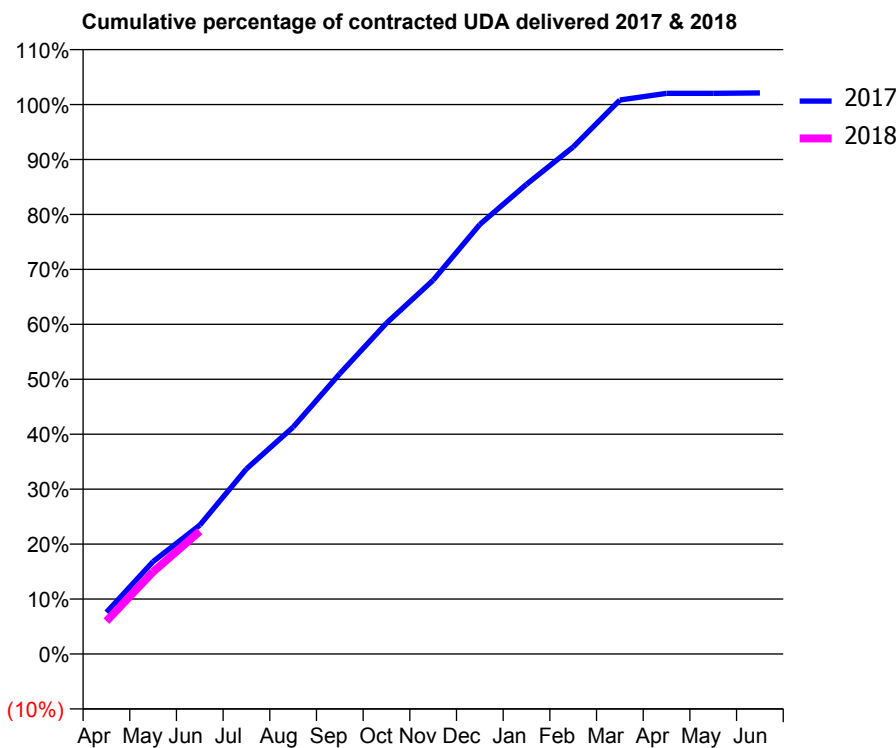
17/18 Contracted general activity (UDA)	15,000
Carry forward general activity (UDA)	0
17/18 Contracted orthodontic activity (UOA)	0
Carry forward orthodontic activity (UOA)	0
Baseline contract value	£377,155.61

ACCESS*

Patients seen in 24 months	Total	Change since previous quarter
Quarter ending June 2016	6,130	
Quarter ending September 2016	6,083	→
Quarter ending December 2016	6,162	→
Quarter ending March 2017	6,238	→
Quarter ending June 2017	6,341	→
Variance since June 2016	3.4%	↑



ACTIVITY



Month	Adjusted Scheduled Activity (UDA)	
	2017	2018
April	1,136	896
May	2,525	2,245
June	3,519	3,352
July	5,054	
August	6,193	
September	7,654	
October	9,031	
November	10,203	
December	11,727	
January	12,823	
February	13,841	
March	15,123	
April	15,304	
May	15,304	
June	15,316	

QUALITY

	Quantity	Base Number	Contract	AT	Region	England
% of FP17s for the same patient ID Re-attending within 3 months - Children	9	460	2.0%	11.9%	13.0%	12.0%
% of FP17s for the same patient ID Re-attending within 3 months - Adults	110	1,328	8.3%	17.0%	16.6%	16.0%
% of FP17s for the same patient ID Re-attending between 3 & 9 months - Children	177	460	38.5%	57.3%	59.5%	58.0%
% of FP17s for the same patient ID Re-attending between 3 & 9 months - Adults	659	1,328	49.6%	51.3%	53.1%	50.9%
% of FP17s for Band 1 Urgent Courses	32	1,613	2.0%	9.7%	9.3%	9.1%
% of FP17s Relating to Free Repair or Replacements	17	1,613	1.1%	1.1%	1.0%	0.8%
% of FP17s Relating to Continuations	28	1,613	1.7%	1.4%	1.3%	1.1%
% of Patients satisfied with the dentistry they have received	21	23	91.3%	92.7%	91.9%	91.7%
% of Patients satisfied with the time they had to wait for an appointment	22	23	95.7%	92.5%	88.7%	88.0%

* This is based on patients treated on this contract for their most recent course of treatment. Figures in italics indicate the base number of FP17s or Patient Questionnaire responses are less than 100. N/A is shown where the base number of responses is less than 10 during the period. % is calculated as Quantity/Base number*100

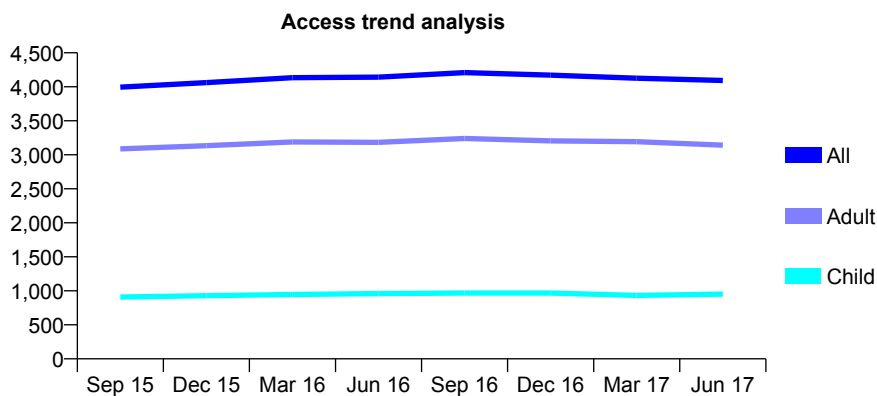
Q44 - Vital Signs At a Glance Contract Report for 674281/0001 - June 2017

Name or company name	MR P MOTTRAM
Contract type name	GDS Contract
Purpose of contract	General
Contract start date	22/05/2006
Contract end date	

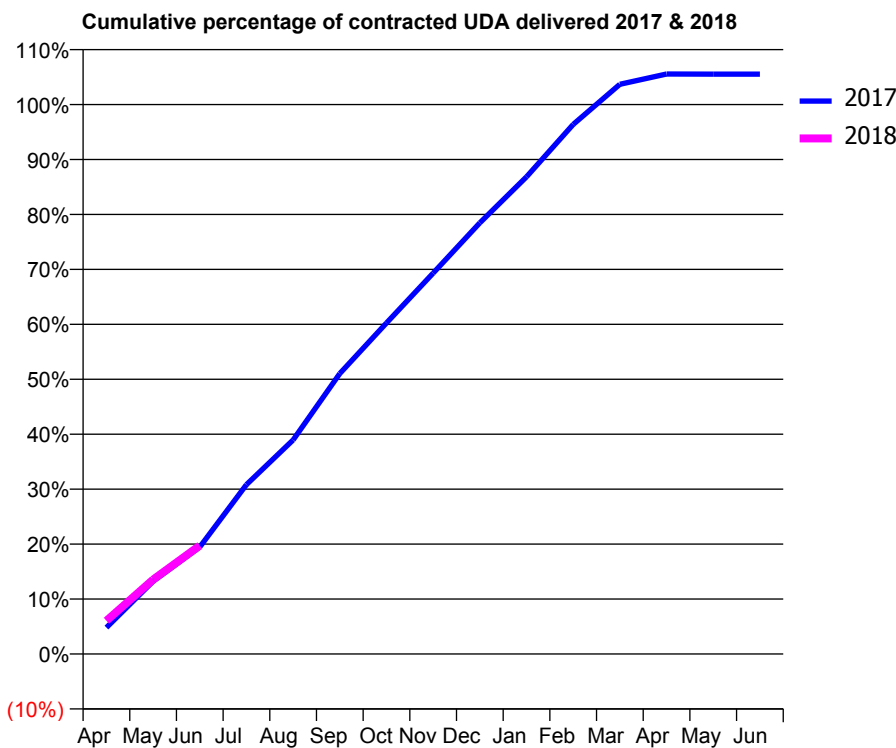
17/18 Contracted general activity (UDA)	7,500
Carry forward general activity (UDA)	0
17/18 Contracted orthodontic activity (UOA)	0
Carry forward orthodontic activity (UOA)	0
Baseline contract value	£193,645.06

ACCESS*

Patients seen in 24 months	Total	Change since previous quarter
Quarter ending June 2016	4,143	
Quarter ending September 2016	4,209	→
Quarter ending December 2016	4,172	→
Quarter ending March 2017	4,126	↓
Quarter ending June 2017	4,094	→
Variance since June 2016	(1.2%)	↓



ACTIVITY



Month	Adjusted Scheduled Activity (UDA)	
	2017	2018
April	362	454
May	993	1,017
June	1,461	1,480
July	2,312	
August	2,923	
September	3,828	
October	4,519	
November	5,199	
December	5,884	
January	6,513	
February	7,229	
March	7,776	
April	7,917	
May	7,915	
June	7,915	

QUALITY

	Quantity	Base Number	Contract	AT	Region	England
% of FP17s for the same patient ID Re-attending within 3 months - Children	13	361	3.6%	11.9%	13.0%	12.0%
% of FP17s for the same patient ID Re-attending within 3 months - Adults	124	896	13.8%	17.0%	16.6%	16.0%
% of FP17s for the same patient ID Re-attending between 3 & 9 months - Children	244	361	67.6%	57.3%	59.5%	58.0%
% of FP17s for the same patient ID Re-attending between 3 & 9 months - Adults	531	896	59.3%	51.3%	53.1%	50.9%
% of FP17s for Band 1 Urgent Courses	71	915	7.8%	9.7%	9.3%	9.1%
% of FP17s Relating to Free Repair or Replacements	1	915	0.1%	1.1%	1.0%	0.8%
% of FP17s Relating to Continuations	9	915	1.0%	1.4%	1.3%	1.1%
% of Patients satisfied with the dentistry they have received	10	12	83.3%	92.7%	91.9%	91.7%
% of Patients satisfied with the time they had to wait for an appointment	11	12	91.7%	92.5%	88.7%	88.0%

* This is based on patients treated on this contract for their most recent course of treatment. Figures in italics indicate the base number of FP17s or Patient Questionnaire responses are less than 100. N/A is shown where the base number of responses is less than 10 during the period. % is calculated as Quantity/Base number*100

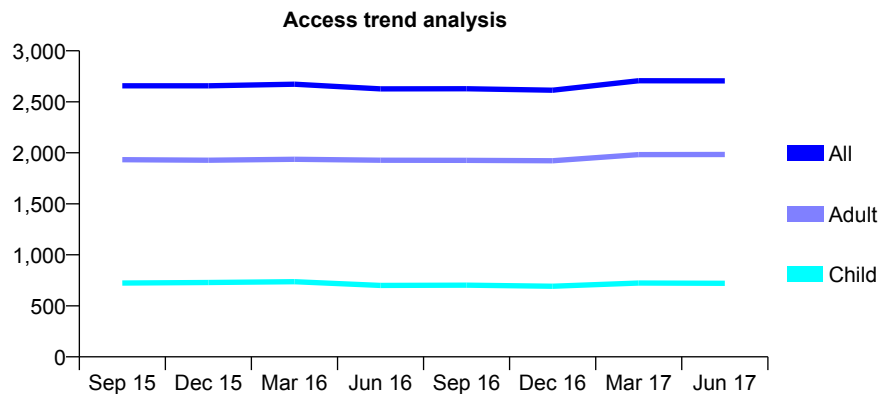
Q44 - Vital Signs At a Glance Contract Report for 674346/0001 - June 2017

Name or company name	MISS SE HAWORTH
Contract type name	PDS Contract
Purpose of contract	General
Contract start date	01/04/2006
Contract end date	31/03/2021

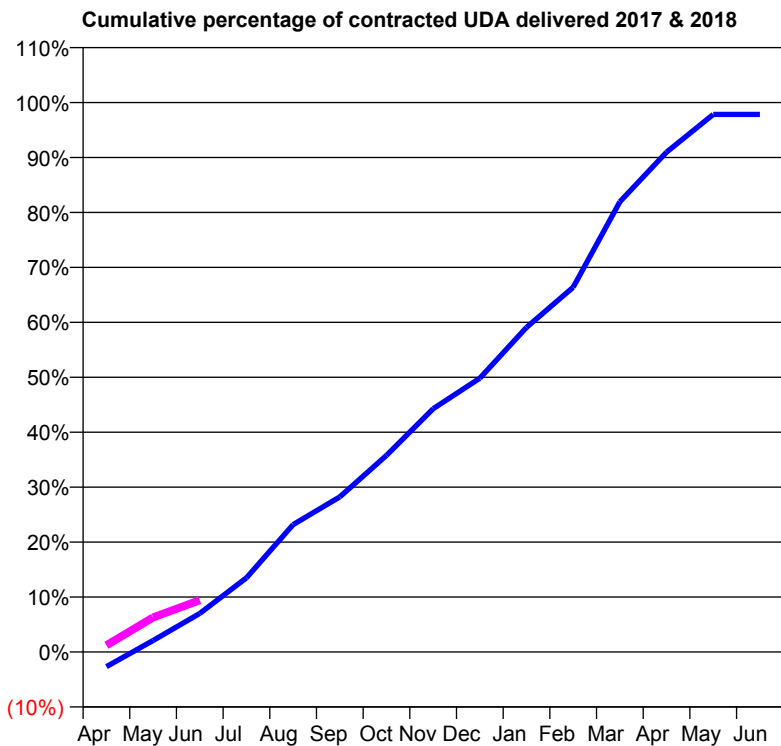
17/18 Contracted general activity (UDA)	8,909
Carry forward general activity (UDA)	0
17/18 Contracted orthodontic activity (UOA)	0
Carry forward orthodontic activity (UOA)	0
Baseline contract value	£252,093.36

ACCESS*

Patients seen in 24 months	Total	Change since previous quarter
Quarter ending June 2016	2,627	
Quarter ending September 2016	2,628	→
Quarter ending December 2016	2,614	→
Quarter ending March 2017	2,706	↑
Quarter ending June 2017	2,705	→
Variance since June 2016	3.0%	↑



ACTIVITY



Month	Adjusted Scheduled Activity (UDA)	
	2017	2018
April	-239	110
May	188	560
June	626	841
July	1,202	
August	2,066	
September	2,515	
October	3,188	
November	3,944	
December	4,440	
January	5,263	
February	5,914	
March	7,301	
April	8,104	
May	8,717	
June	8,717	

QUALITY

	Quantity	Base Number	Contract	AT	Region	England
% of FP17s for the same patient ID Re-attending within 3 months - Children	50	305	16.4%	11.9%	13.0%	12.0%
% of FP17s for the same patient ID Re-attending within 3 months - Adults	106	604	17.5%	17.0%	16.6%	16.0%
% of FP17s for the same patient ID Re-attending between 3 & 9 months - Children	172	305	56.4%	57.3%	59.5%	58.0%
% of FP17s for the same patient ID Re-attending between 3 & 9 months - Adults	176	604	29.1%	51.3%	53.1%	50.9%
% of FP17s for Band 1 Urgent Courses	38	464	8.2%	9.7%	9.3%	9.1%
% of FP17s Relating to Free Repair or Replacements	4	464	0.9%	1.1%	1.0%	0.8%
% of FP17s Relating to Continuations	6	464	1.3%	1.4%	1.3%	1.1%
% of Patients satisfied with the dentistry they have received	7	8	N/A	92.7%	91.9%	91.7%
% of Patients satisfied with the time they had to wait for an appointment	8	8	N/A	92.5%	88.7%	88.0%

* This is based on patients treated on this contract for their most recent course of treatment. Figures in italics indicate the base number of FP17s or Patient Questionnaire responses are less than 100. N/A is shown where the base number of responses is less than 10 during the period. % is calculated as Quantity/Base number*100

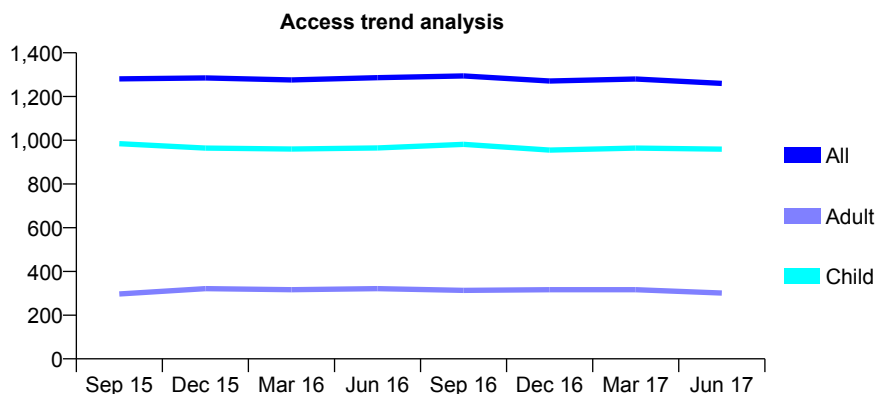
Q44 - Vital Signs At a Glance Contract Report for 676357/0001 - June 2017

Name or company name	MR JD FLEMING
Contract type name	GDS Contract
Purpose of contract	General
Contract start date	01/07/2013
Contract end date	

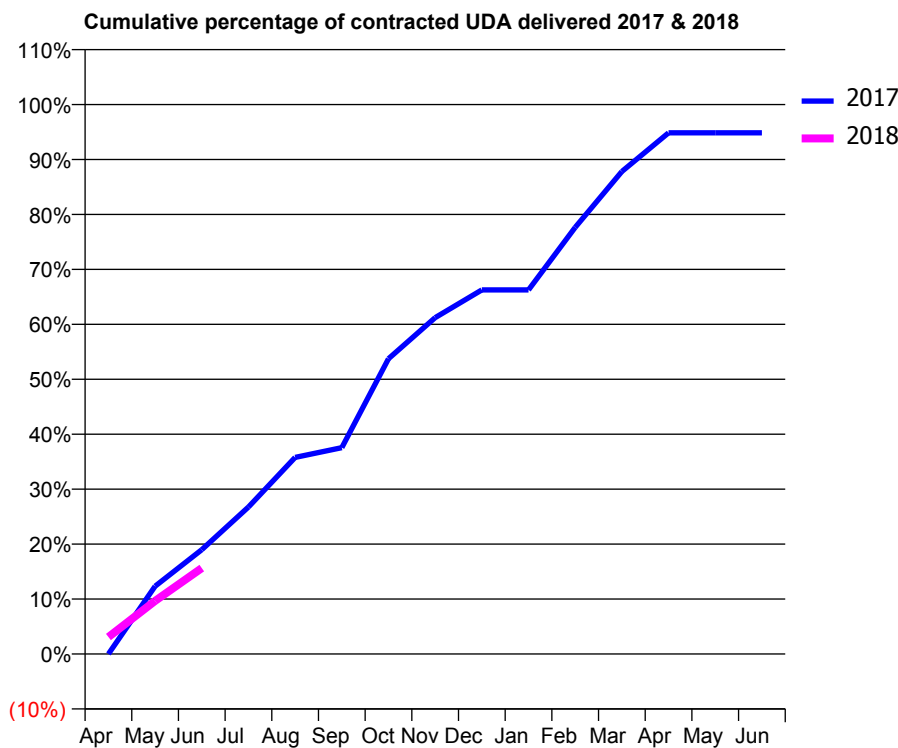
17/18 Contracted general activity (UDA)	3,077
Carry forward general activity (UDA)	0
17/18 Contracted orthodontic activity (UOA)	0
Carry forward orthodontic activity (UOA)	0
Baseline contract value	£111,069.10

ACCESS*

Patients seen in 24 months	Total	Change since previous quarter
Quarter ending June 2016	1,286	
Quarter ending September 2016	1,294	→
Quarter ending December 2016	1,271	↓
Quarter ending March 2017	1,280	→
Quarter ending June 2017	1,260	↓
Variance since June 2016	(2.0%)	↓



ACTIVITY



Month	Adjusted Scheduled Activity (UDA)	
	2017	2018
April	0	95
May	380	297
June	584	481
July	824	
August	1,101	
September	1,156	
October	1,654	
November	1,884	
December	2,039	
January	2,039	
February	2,389	
March	2,702	
April	2,918	
May	2,918	
June	2,918	

QUALITY

	Quantity	Base Number	Contract	AT	Region	England
% of FP17s for the same patient ID Re-attending within 3 months - Children	60	447	13.4%	11.9%	13.0%	12.0%
% of FP17s for the same patient ID Re-attending within 3 months - Adults	2	57	3.5%	17.0%	16.6%	16.0%
% of FP17s for the same patient ID Re-attending between 3 & 9 months - Children	310	447	69.4%	57.3%	59.5%	58.0%
% of FP17s for the same patient ID Re-attending between 3 & 9 months - Adults	37	57	64.9%	51.3%	53.1%	50.9%
% of FP17s for Band 1 Urgent Courses	11	370	3.0%	9.7%	9.3%	9.1%
% of FP17s Relating to Free Repair or Replacements	1	370	0.3%	1.1%	1.0%	0.8%
% of FP17s Relating to Continuations	0	370	0.0%	1.4%	1.3%	1.1%
% of Patients satisfied with the dentistry they have received	3	3	N/A	92.7%	91.9%	91.7%
% of Patients satisfied with the time they had to wait for an appointment	3	3	N/A	92.5%	88.7%	88.0%

* This is based on patients treated on this contract for their most recent course of treatment. Figures in italics indicate the base number of FP17s or Patient Questionnaire responses are less than 100. N/A is shown where the base number of responses is less than 10 during the period. % is calculated as Quantity/Base number*100

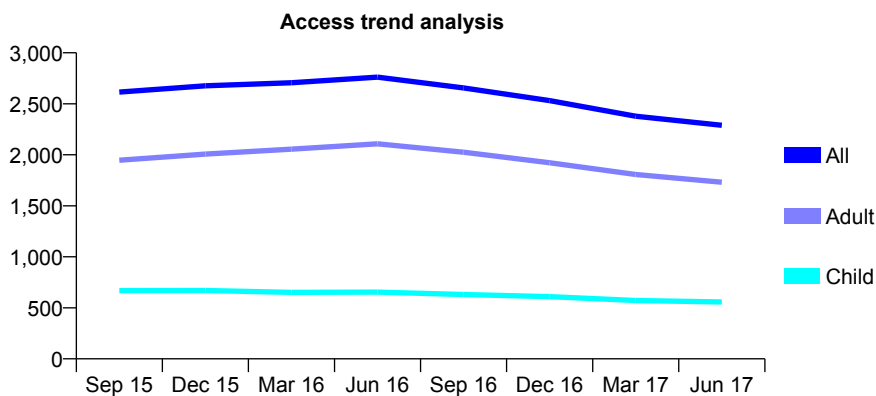
Q44 - Vital Signs At a Glance Contract Report for 682365/0009 - June 2017

Name or company name	MR QM JAFFRI
Contract type name	PDS Plus Contract
Purpose of contract	General
Contract start date	29/11/2010
Contract end date	28/11/2018

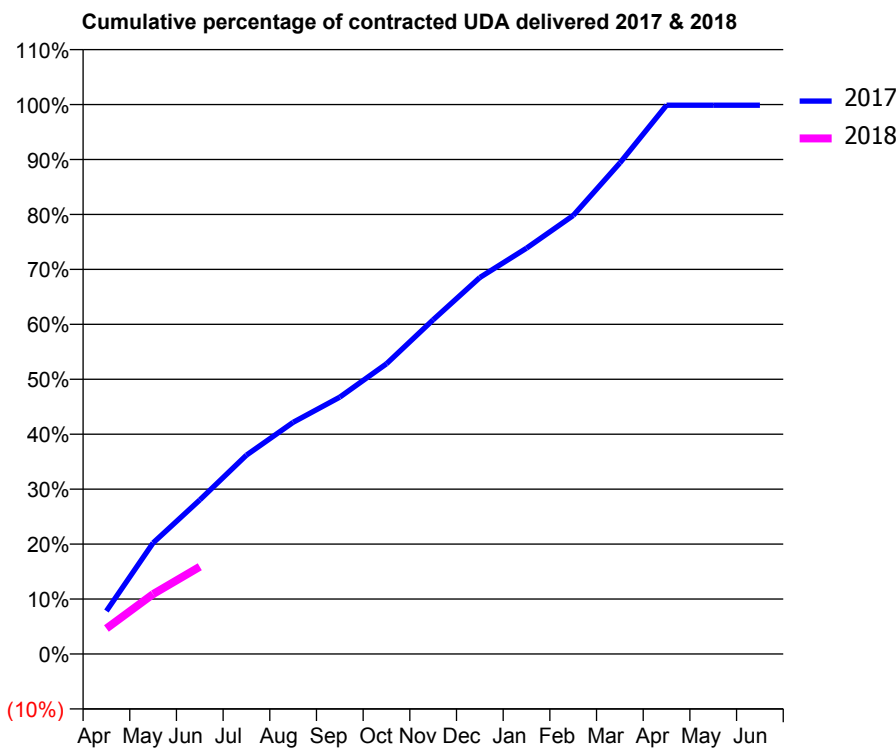
17/18 Contracted general activity (UDA)	8,000
Carry forward general activity (UDA)	0
17/18 Contracted orthodontic activity (UOA)	0
Carry forward orthodontic activity (UOA)	0
Baseline contract value	£216,672.00

ACCESS*

Patients seen in 24 months	Total	Change since previous quarter
Quarter ending June 2016	2,762	
Quarter ending September 2016	2,656	↓
Quarter ending December 2016	2,532	↓
Quarter ending March 2017	2,379	↓
Quarter ending June 2017	2,289	↓
Variance since June 2016	(17.1%)	↓



ACTIVITY



Month	Adjusted Scheduled Activity (UDA)	
	2017	2018
April	627	371
May	1,618	872
June	2,243	1,271
July	2,896	
August	3,372	
September	3,741	
October	4,226	
November	4,866	
December	5,481	
January	5,909	
February	6,384	
March	7,148	
April	7,989	
May	7,989	
June	7,989	

QUALITY

	Quantity	Base Number	Contract	AT	Region	England
% of FP17s for the same patient ID Re-attending within 3 months - Children	31	222	14.0%	11.9%	13.0%	12.0%
% of FP17s for the same patient ID Re-attending within 3 months - Adults	112	656	17.1%	17.0%	16.6%	16.0%
% of FP17s for the same patient ID Re-attending between 3 & 9 months - Children	120	222	54.1%	57.3%	59.5%	58.0%
% of FP17s for the same patient ID Re-attending between 3 & 9 months - Adults	301	656	45.9%	51.3%	53.1%	50.9%
% of FP17s for Band 1 Urgent Courses	91	543	16.8%	9.7%	9.3%	9.1%
% of FP17s Relating to Free Repair or Replacements	1	543	0.2%	1.1%	1.0%	0.8%
% of FP17s Relating to Continuations	6	543	1.1%	1.4%	1.3%	1.1%
% of Patients satisfied with the dentistry they have received	4	4	N/A	92.7%	91.9%	91.7%
% of Patients satisfied with the time they had to wait for an appointment	4	4	N/A	92.5%	88.7%	88.0%

* This is based on patients treated on this contract for their most recent course of treatment. Figures in italics indicate the base number of FP17s or Patient Questionnaire responses are less than 100. N/A is shown where the base number of responses is less than 10 during the period. % is calculated as Quantity/Base number*100

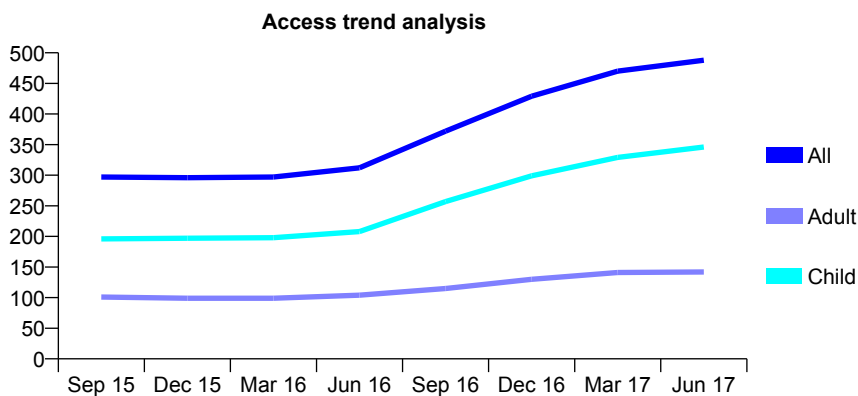
Q44 - Vital Signs At a Glance Contract Report for 723525/0001 - June 2017

Name or company name	Wish Dental Practice
Contract type name	GDS Contract
Purpose of contract	General
Contract start date	01/04/2006
Contract end date	

17/18 Contracted general activity (UDA)	1,183
Carry forward general activity (UDA)	0
17/18 Contracted orthodontic activity (UOA)	0
Carry forward orthodontic activity (UOA)	0
Baseline contract value	£25,976.09

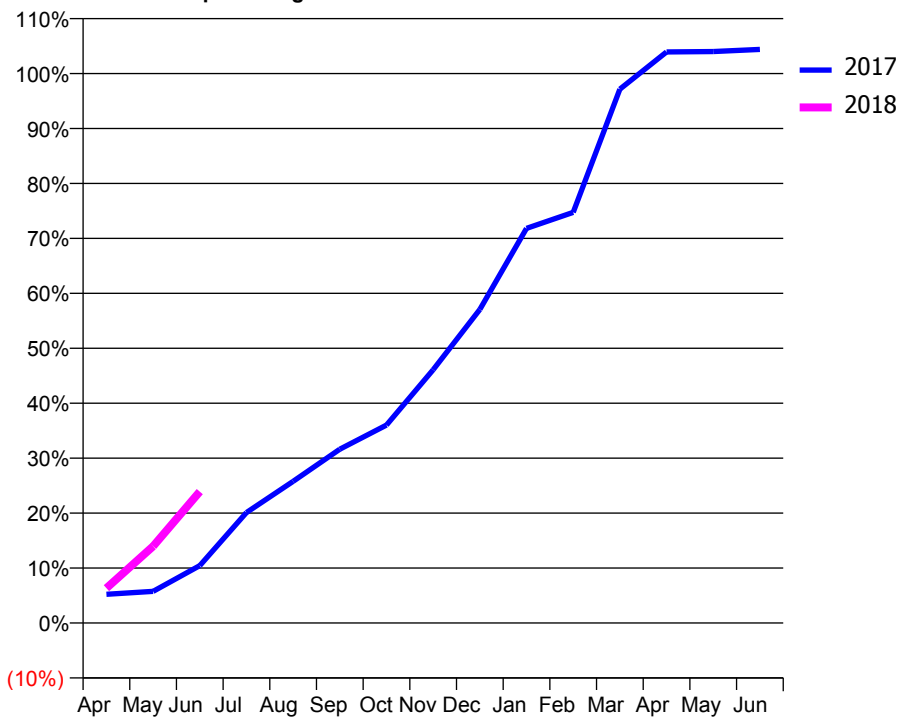
ACCESS*

Patients seen in 24 months	Total	Change since previous quarter
Quarter ending June 2016	312	
Quarter ending September 2016	372	↑
Quarter ending December 2016	429	↑
Quarter ending March 2017	470	↑
Quarter ending June 2017	488	↑
Variance since June 2016	56.4%	↑



ACTIVITY

Cumulative percentage of contracted UDA delivered 2017 & 2018



Month	Adjusted Scheduled Activity (UDA)	
	2017	2018
April	57	75
May	63	165
June	115	283
July	221	
August	283	
September	347	
October	396	
November	506	
December	627	
January	789	
February	821	
March	1,067	
April	1,141	
May	1,142	
June	1,146	

QUALITY

	Quantity	Base Number	Contract	AT	Region	England
% of FP17s for the same patient ID Re-attending within 3 months - Children	14	163	8.6%	11.9%	13.0%	12.0%
% of FP17s for the same patient ID Re-attending within 3 months - Adults	6	38	15.8%	17.0%	16.6%	16.0%
% of FP17s for the same patient ID Re-attending between 3 & 9 months - Children	112	163	68.7%	57.3%	59.5%	58.0%
% of FP17s for the same patient ID Re-attending between 3 & 9 months - Adults	22	38	57.9%	51.3%	53.1%	50.9%
% of FP17s for Band 1 Urgent Courses	4	165	2.4%	9.7%	9.3%	9.1%
% of FP17s Relating to Free Repair or Replacements	0	165	0.0%	1.1%	1.0%	0.8%
% of FP17s Relating to Continuations	0	165	0.0%	1.4%	1.3%	1.1%
% of Patients satisfied with the dentistry they have received	2	2	N/A	92.7%	91.9%	91.7%
% of Patients satisfied with the time they had to wait for an appointment	2	2	N/A	92.5%	88.7%	88.0%

* This is based on patients treated on this contract for their most recent course of treatment. Figures in italics indicate the base number of FP17s or Patient Questionnaire responses are less than 100. N/A is shown where the base number of responses is less than 10 during the period. % is calculated as Quantity/Base number*100

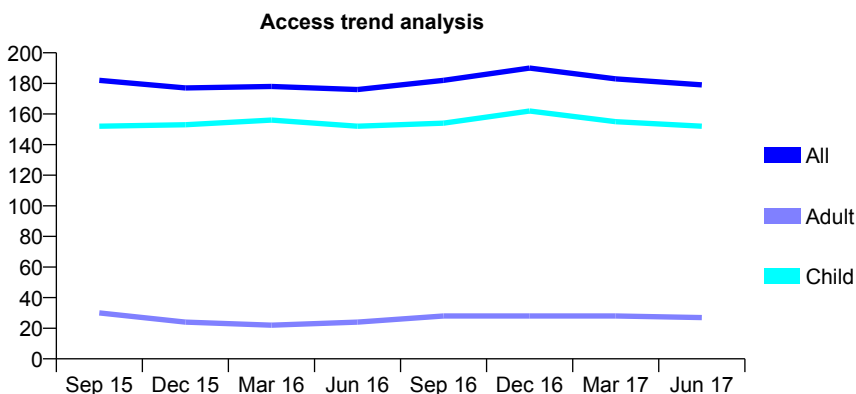
Q44 - Vital Signs At a Glance Contract Report for 723843/0002 - June 2017

Name or company name	MR JR BURGESS
Contract type name	GDS Contract
Purpose of contract	General
Contract start date	01/04/2006
Contract end date	

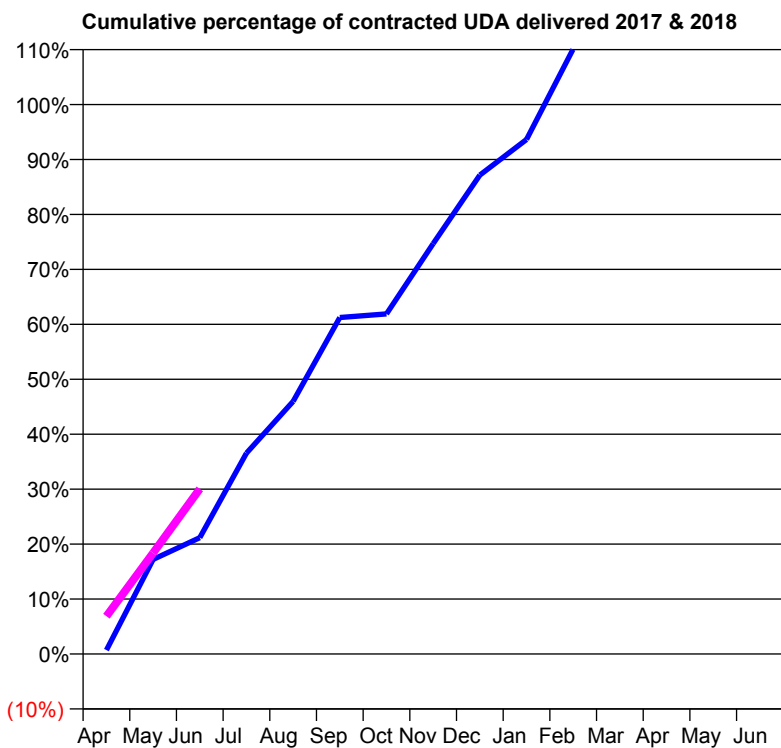
17/18 Contracted general activity (UDA)	308
Carry forward general activity (UDA)	0
17/18 Contracted orthodontic activity (UOA)	0
Carry forward orthodontic activity (UOA)	0
Baseline contract value	£8,644.17

ACCESS*

Patients seen in 24 months	Total	Change since previous quarter
Quarter ending June 2016	176	
Quarter ending September 2016	182	↑
Quarter ending December 2016	190	↑
Quarter ending March 2017	183	↓
Quarter ending June 2017	179	↓
Variance since June 2016	1.7%	→



ACTIVITY



Month	Adjusted Scheduled Activity (UDA)	
	2017	2018
April	2	21
May	53	57
June	65	93
July	113	
August	142	
September	189	
October	191	
November	230	
December	268	
January	288	
February	339	
March	380	
April	383	
May	384	
June	384	

QUALITY

	Quantity	Base Number	Contract	AT	Region	England
% of FP17s for the same patient ID Re-attending within 3 months - Children	10	63	15.9%	11.9%	13.0%	12.0%
% of FP17s for the same patient ID Re-attending within 3 months - Adults	0	5	0.0%	17.0%	16.6%	16.0%
% of FP17s for the same patient ID Re-attending between 3 & 9 months - Children	44	63	69.8%	57.3%	59.5%	58.0%
% of FP17s for the same patient ID Re-attending between 3 & 9 months - Adults	4	5	80.0%	51.3%	53.1%	50.9%
% of FP17s for Band 1 Urgent Courses	3	64	4.7%	9.7%	9.3%	9.1%
% of FP17s Relating to Free Repair or Replacements	0	64	0.0%	1.1%	1.0%	0.8%
% of FP17s Relating to Continuations	0	64	0.0%	1.4%	1.3%	1.1%
% of Patients satisfied with the dentistry they have received	0	0	N/A	92.7%	91.9%	91.7%
% of Patients satisfied with the time they had to wait for an appointment	0	0	N/A	92.5%	88.7%	88.0%

* This is based on patients treated on this contract for their most recent course of treatment. Figures in italics indicate the base number of FP17s or Patient Questionnaire responses are less than 100. N/A is shown where the base number of responses is less than 10 during the period. % is calculated as Quantity/Base number*100

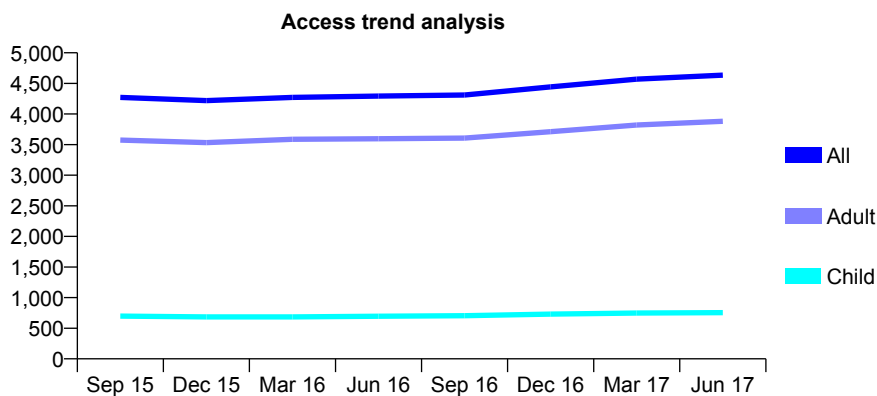
Q44 - Vital Signs At a Glance Contract Report for 725382/0001 - June 2017

Name or company name	MR DG SPARKE
Contract type name	GDS Contract
Purpose of contract	General
Contract start date	01/04/2006
Contract end date	

17/18 Contracted general activity (UDA)	12,165
Carry forward general activity (UDA)	0
17/18 Contracted orthodontic activity (UOA)	0
Carry forward orthodontic activity (UOA)	0
Baseline contract value	£363,992.46

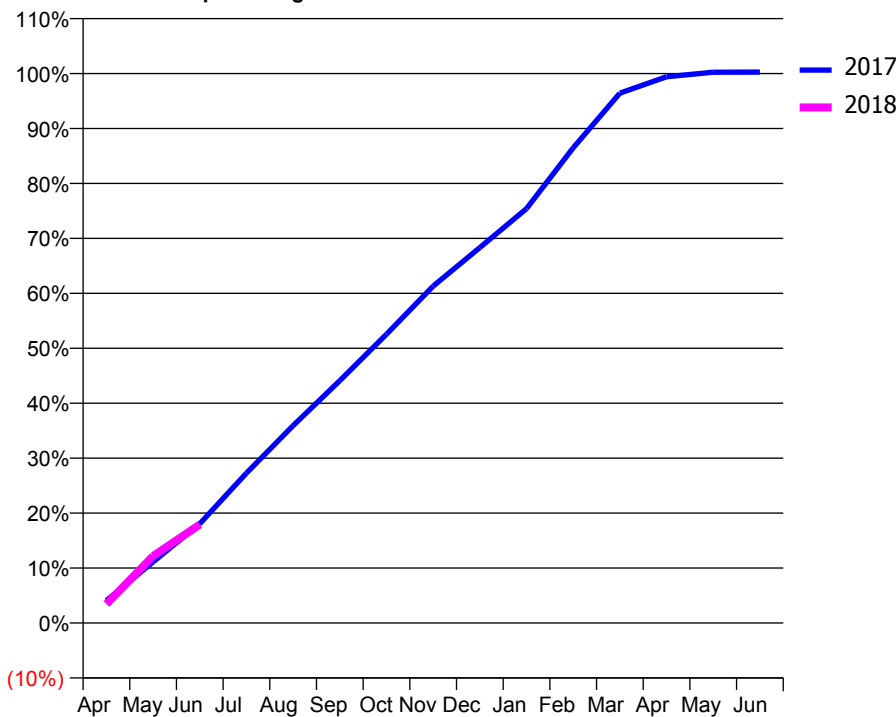
ACCESS*

Patients seen in 24 months	Total	Change since previous quarter
Quarter ending June 2016	4,293	
Quarter ending September 2016	4,311	→
Quarter ending December 2016	4,443	↑
Quarter ending March 2017	4,569	↑
Quarter ending June 2017	4,635	→
Variance since June 2016	8.0%	↑



ACTIVITY

Cumulative percentage of contracted UDA delivered 2017 & 2018



Month	Adjusted Scheduled Activity (UDA)	
	2017	2018
April	498	420
May	1,353	1,483
June	2,198	2,181
July	3,320	
August	4,370	
September	5,366	
October	6,394	
November	7,459	
December	8,312	
January	9,175	
February	10,521	
March	11,730	
April	12,093	
May	12,194	
June	12,197	

QUALITY

	Quantity	Base Number	Contract	AT	Region	England
% of FP17s for the same patient ID Re-attending within 3 months - Children	13	290	4.5%	11.9%	13.0%	12.0%
% of FP17s for the same patient ID Re-attending within 3 months - Adults	180	1,310	13.7%	17.0%	16.6%	16.0%
% of FP17s for the same patient ID Re-attending between 3 & 9 months - Children	197	290	67.9%	57.3%	59.5%	58.0%
% of FP17s for the same patient ID Re-attending between 3 & 9 months - Adults	696	1,310	53.1%	51.3%	53.1%	50.9%
% of FP17s for Band 1 Urgent Courses	35	1,353	2.6%	9.7%	9.3%	9.1%
% of FP17s Relating to Free Repair or Replacements	18	1,353	1.3%	1.1%	1.0%	0.8%
% of FP17s Relating to Continuations	32	1,353	2.4%	1.4%	1.3%	1.1%
% of Patients satisfied with the dentistry they have received	11	12	91.7%	92.7%	91.9%	91.7%
% of Patients satisfied with the time they had to wait for an appointment	10	12	83.3%	92.5%	88.7%	88.0%

* This is based on patients treated on this contract for their most recent course of treatment. Figures in italics indicate the base number of FP17s or Patient Questionnaire responses are less than 100. N/A is shown where the base number of responses is less than 10 during the period. % is calculated as Quantity/Base number*100

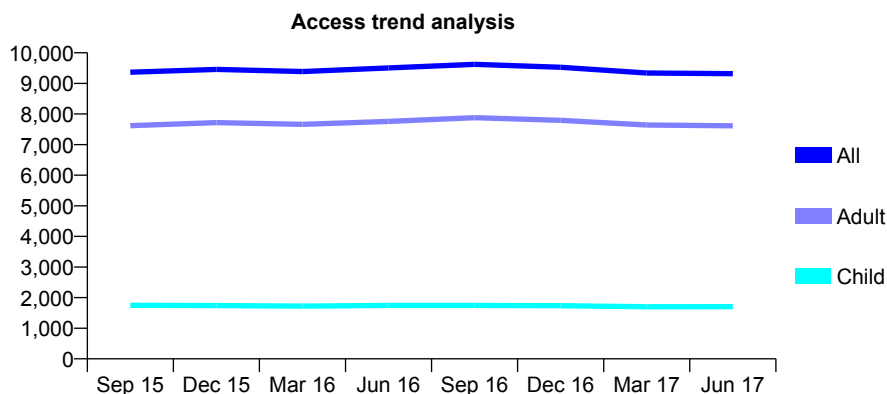
Q44 - Vital Signs At a Glance Contract Report for 725382/0002 - June 2017

Name or company name	MR DG SPARKE
Contract type name	GDS Contract
Purpose of contract	General
Contract start date	01/04/2006
Contract end date	

17/18 Contracted general activity (UDA)	26,156
Carry forward general activity (UDA)	0
17/18 Contracted orthodontic activity (UOA)	0
Carry forward orthodontic activity (UOA)	0
Baseline contract value	£768,656.43

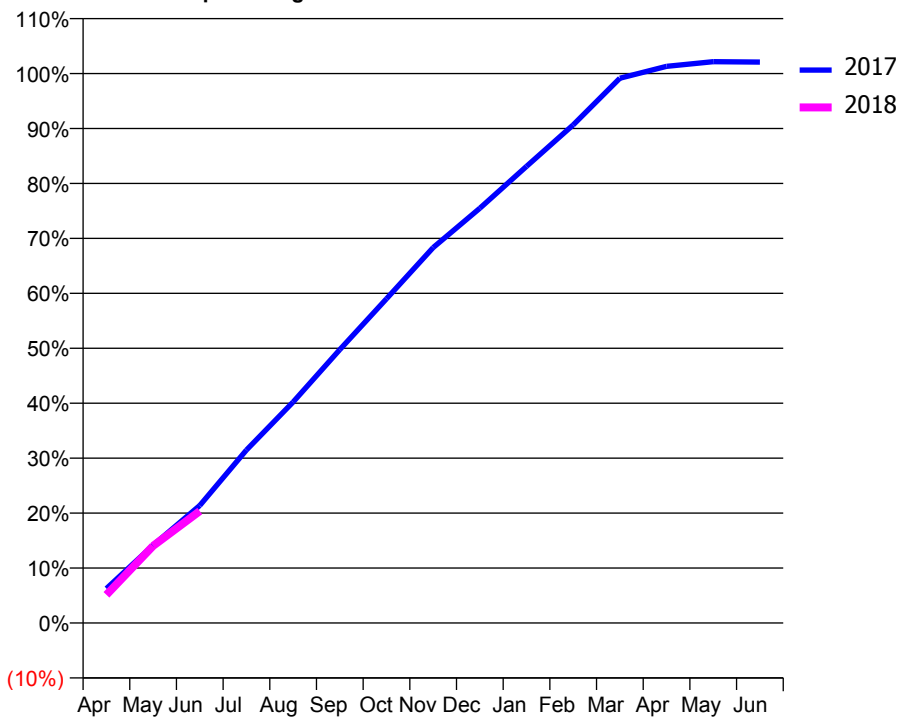
ACCESS*

Patients seen in 24 months	Total	Change since previous quarter
Quarter ending June 2016	9,507	
Quarter ending September 2016	9,622	→
Quarter ending December 2016	9,529	→
Quarter ending March 2017	9,342	↓
Quarter ending June 2017	9,319	→
Variance since June 2016	(2.0%)	↓



ACTIVITY

Cumulative percentage of contracted UDA delivered 2017 & 2018



Month	Adjusted Scheduled Activity (UDA)	
	2017	2018
April	1,643	1,343
May	3,704	3,675
June	5,598	5,326
July	8,234	
August	10,522	
September	13,017	
October	15,433	
November	17,869	
December	19,743	
January	21,736	
February	23,708	
March	25,930	
April	26,497	
May	26,721	
June	26,701	

QUALITY

	Quantity	Base Number	Contract	AT	Region	England
% of FP17s for the same patient ID Re-attending within 3 months - Children	37	601	6.2%	11.9%	13.0%	12.0%
% of FP17s for the same patient ID Re-attending within 3 months - Adults	391	2,866	13.6%	17.0%	16.6%	16.0%
% of FP17s for the same patient ID Re-attending between 3 & 9 months - Children	411	601	68.4%	57.3%	59.5%	58.0%
% of FP17s for the same patient ID Re-attending between 3 & 9 months - Adults	1,760	2,866	61.4%	51.3%	53.1%	50.9%
% of FP17s for Band 1 Urgent Courses	149	3,052	4.9%	9.7%	9.3%	9.1%
% of FP17s Relating to Free Repair or Replacements	57	3,052	1.9%	1.1%	1.0%	0.8%
% of FP17s Relating to Continuations	83	3,052	2.7%	1.4%	1.3%	1.1%
% of Patients satisfied with the dentistry they have received	18	21	85.7%	92.7%	91.9%	91.7%
% of Patients satisfied with the time they had to wait for an appointment	18	21	85.7%	92.5%	88.7%	88.0%

* This is based on patients treated on this contract for their most recent course of treatment. Figures in italics indicate the base number of FP17s or Patient Questionnaire responses are less than 100. N/A is shown where the base number of responses is less than 10 during the period. % is calculated as Quantity/Base number*100

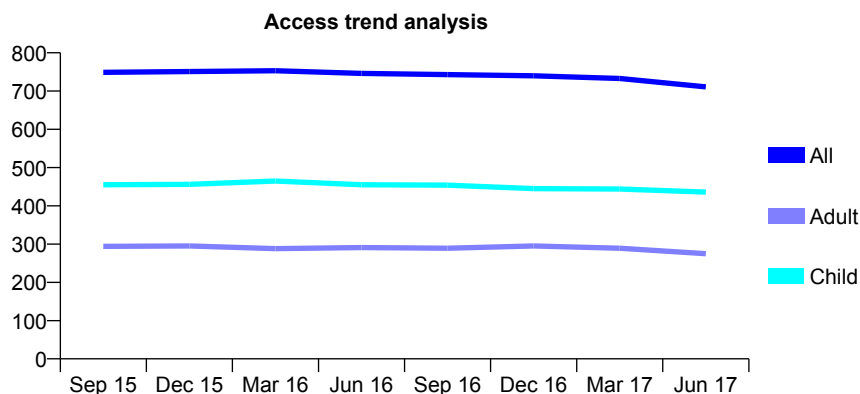
Q44 - Vital Signs At a Glance Contract Report for 725889/0001 - June 2017

Name or company name	MR GD ROWE
Contract type name	PDS Contract
Purpose of contract	General
Contract start date	01/04/2006
Contract end date	31/03/2025

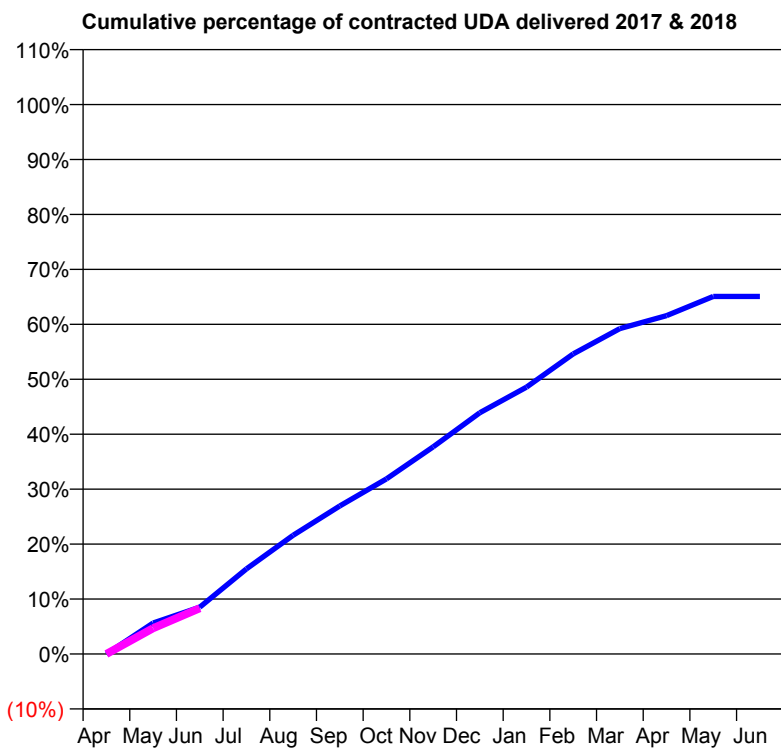
17/18 Contracted general activity (UDA)	2,220
Carry forward general activity (UDA)	0
17/18 Contracted orthodontic activity (UOA)	0
Carry forward orthodontic activity (UOA)	0
Baseline contract value	£47,098.47

ACCESS*

Patients seen in 24 months	Total	Change since previous quarter
Quarter ending June 2016	746	
Quarter ending September 2016	743	→
Quarter ending December 2016	740	→
Quarter ending March 2017	733	→
Quarter ending June 2017	711	↓
Variance since June 2016	(4.7%)	↓



ACTIVITY



Month	Adjusted Scheduled Activity (UDA)	
	2017	2018
April	0	0
May	125	104
June	190	185
July	344	
August	480	
September	598	
October	708	
November	837	
December	975	
January	1,078	
February	1,212	
March	1,315	
April	1,367	
May	1,444	
June	1,444	

QUALITY

	Quantity	Base Number	Contract	AT	Region	England
% of FP17s for the same patient ID Re-attending within 3 months - Children	20	149	13.4%	11.9%	13.0%	12.0%
% of FP17s for the same patient ID Re-attending within 3 months - Adults	7	65	10.8%	17.0%	16.6%	16.0%
% of FP17s for the same patient ID Re-attending between 3 & 9 months - Children	86	149	57.7%	57.3%	59.5%	58.0%
% of FP17s for the same patient ID Re-attending between 3 & 9 months - Adults	39	65	60.0%	51.3%	53.1%	50.9%
% of FP17s for Band 1 Urgent Courses	9	129	7.0%	9.7%	9.3%	9.1%
% of FP17s Relating to Free Repair or Replacements	0	129	0.0%	1.1%	1.0%	0.8%
% of FP17s Relating to Continuations	0	129	0.0%	1.4%	1.3%	1.1%
% of Patients satisfied with the dentistry they have received	1	1	N/A	92.7%	91.9%	91.7%
% of Patients satisfied with the time they had to wait for an appointment	1	1	N/A	92.5%	88.7%	88.0%

* This is based on patients treated on this contract for their most recent course of treatment. Figures in italics indicate the base number of FP17s or Patient Questionnaire responses are less than 100. N/A is shown where the base number of responses is less than 10 during the period. % is calculated as Quantity/Base number*100

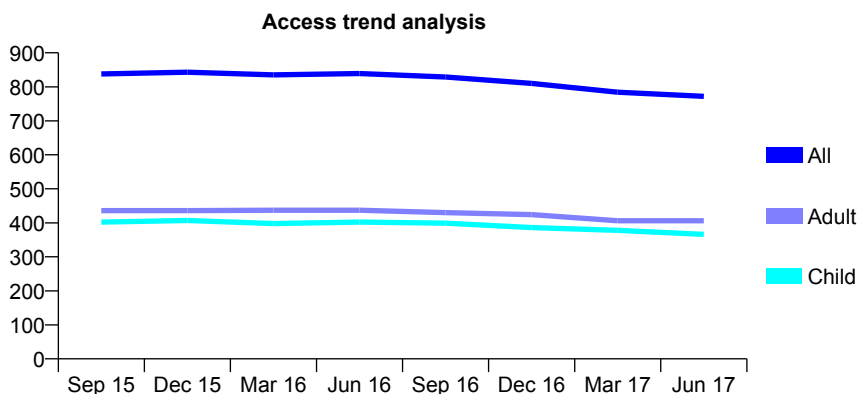
Q44 - Vital Signs At a Glance Contract Report for 732486/0001 - June 2017

Name or company name	MR D BARCLAY
Contract type name	GDS Contract
Purpose of contract	General
Contract start date	01/04/2006
Contract end date	

17/18 Contracted general activity (UDA)	2,188
Carry forward general activity (UDA)	0
17/18 Contracted orthodontic activity (UOA)	0
Carry forward orthodontic activity (UOA)	0
Baseline contract value	£53,591.52

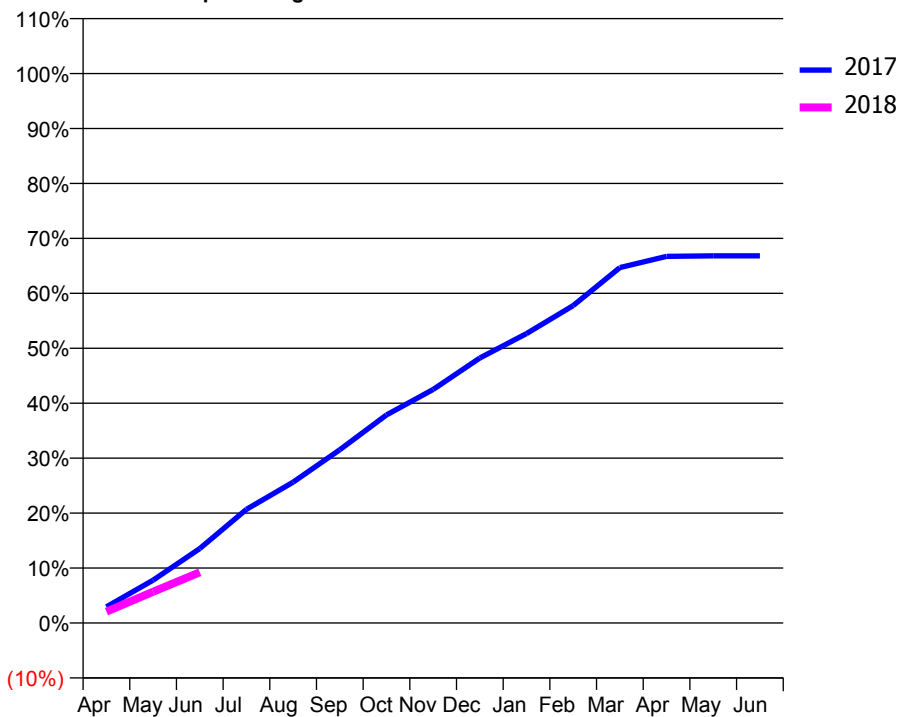
ACCESS*

Patients seen in 24 months	Total	Change since previous quarter
Quarter ending June 2016	839	
Quarter ending September 2016	829	↓
Quarter ending December 2016	810	↓
Quarter ending March 2017	784	↓
Quarter ending June 2017	772	↓
Variance since June 2016	(8.0%)	↓



ACTIVITY

Cumulative percentage of contracted UDA delivered 2017 & 2018



Adjusted Scheduled Activity (UDA)

Month	2017	2018
April	65	45
May	171	124
June	296	202
July	452	
August	561	
September	690	
October	828	
November	930	
December	1,055	
January	1,152	
February	1,264	
March	1,415	
April	1,460	
May	1,462	
June	1,462	

QUALITY

	Quantity	Base Number	Contract	AT	Region	England
% of FP17s for the same patient ID Re-attending within 3 months - Children	9	112	8.0%	11.9%	13.0%	12.0%
% of FP17s for the same patient ID Re-attending within 3 months - Adults	5	63	7.9%	17.0%	16.6%	16.0%
% of FP17s for the same patient ID Re-attending between 3 & 9 months - Children	75	112	67.0%	57.3%	59.5%	58.0%
% of FP17s for the same patient ID Re-attending between 3 & 9 months - Adults	39	63	61.9%	51.3%	53.1%	50.9%
% of FP17s for Band 1 Urgent Courses	5	143	3.5%	9.7%	9.3%	9.1%
% of FP17s Relating to Free Repair or Replacements	0	143	0.0%	1.1%	1.0%	0.8%
% of FP17s Relating to Continuations	0	143	0.0%	1.4%	1.3%	1.1%
% of Patients satisfied with the dentistry they have received	2	2	N/A	92.7%	91.9%	91.7%
% of Patients satisfied with the time they had to wait for an appointment	2	2	N/A	92.5%	88.7%	88.0%

* This is based on patients treated on this contract for their most recent course of treatment. Figures in italics indicate the base number of FP17s or Patient Questionnaire responses are less than 100. N/A is shown where the base number of responses is less than 10 during the period. % is calculated as Quantity/Base number*100

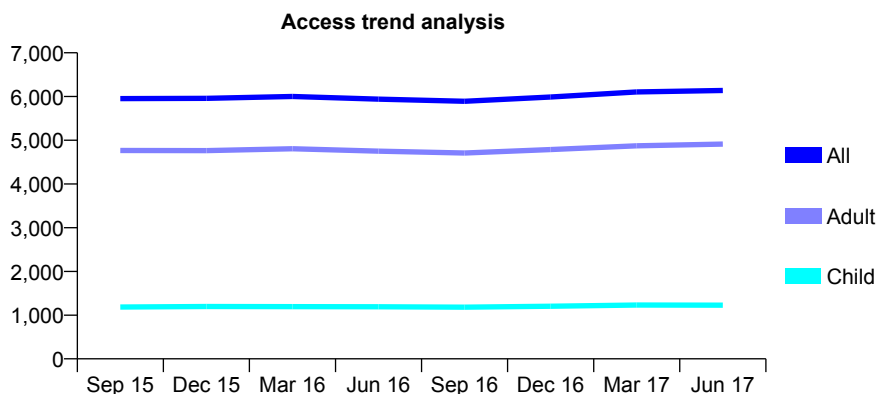
Q44 - Vital Signs At a Glance Contract Report for 733032/0001 - June 2017

Name or company name	MR DP REEVES
Contract type name	GDS Contract
Purpose of contract	General
Contract start date	01/04/2006
Contract end date	

17/18 Contracted general activity (UDA)	16,536
Carry forward general activity (UDA)	0
17/18 Contracted orthodontic activity (UOA)	0
Carry forward orthodontic activity (UOA)	0
Baseline contract value	£508,306.01

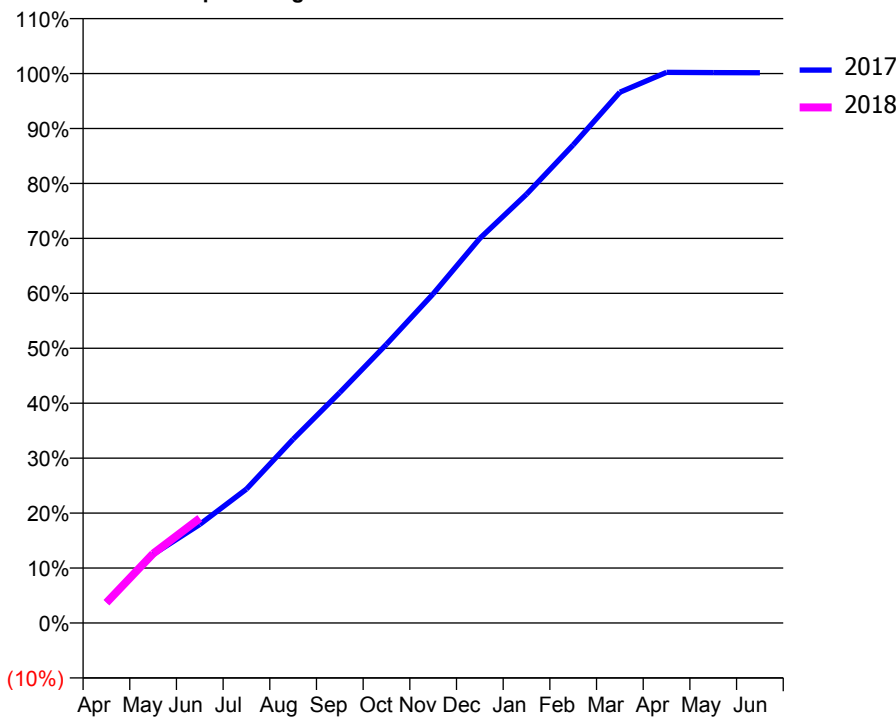
ACCESS*

Patients seen in 24 months	Total	Change since previous quarter
Quarter ending June 2016	5,941	
Quarter ending September 2016	5,890	→
Quarter ending December 2016	5,989	→
Quarter ending March 2017	6,105	→
Quarter ending June 2017	6,139	→
Variance since June 2016	3.3%	↑



ACTIVITY

Cumulative percentage of contracted UDA delivered 2017 & 2018



Adjusted Scheduled Activity (UDA)

Month	2017	2018
April	630	613
May	2,064	2,089
June	2,967	3,151
July	4,029	
August	5,533	
September	6,938	
October	8,389	
November	9,905	
December	11,573	
January	12,905	
February	14,389	
March	15,971	
April	16,572	
May	16,562	
June	16,560	

QUALITY

	Quantity	Base Number	Contract	AT	Region	England
% of FP17s for the same patient ID Re-attending within 3 months - Children	38	461	8.2%	11.9%	13.0%	12.0%
% of FP17s for the same patient ID Re-attending within 3 months - Adults	162	1,629	9.9%	17.0%	16.6%	16.0%
% of FP17s for the same patient ID Re-attending between 3 & 9 months - Children	283	461	61.4%	57.3%	59.5%	58.0%
% of FP17s for the same patient ID Re-attending between 3 & 9 months - Adults	1,020	1,629	62.6%	51.3%	53.1%	50.9%
% of FP17s for Band 1 Urgent Courses	12	1,770	0.7%	9.7%	9.3%	9.1%
% of FP17s Relating to Free Repair or Replacements	21	1,770	1.2%	1.1%	1.0%	0.8%
% of FP17s Relating to Continuations	22	1,770	1.2%	1.4%	1.3%	1.1%
% of Patients satisfied with the dentistry they have received	20	21	95.2%	92.7%	91.9%	91.7%
% of Patients satisfied with the time they had to wait for an appointment	20	21	95.2%	92.5%	88.7%	88.0%

* This is based on patients treated on this contract for their most recent course of treatment. Figures in italics indicate the base number of FP17s or Patient Questionnaire responses are less than 100. N/A is shown where the base number of responses is less than 10 during the period. % is calculated as Quantity/Base number*100

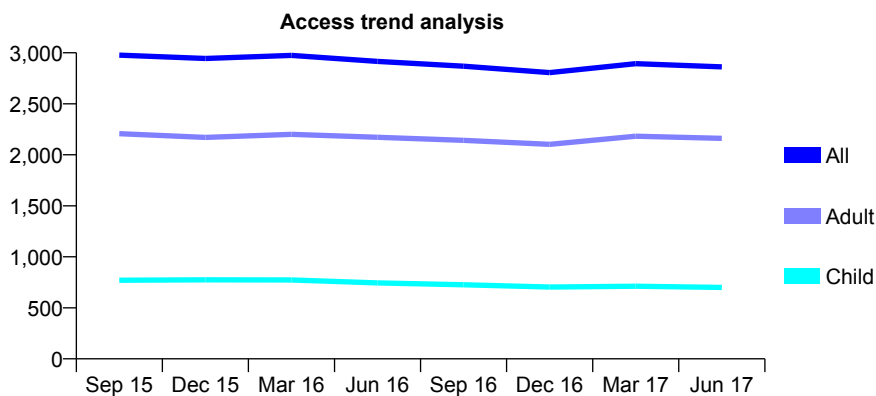
Q44 - Vital Signs At a Glance Contract Report for 739634/0001 - June 2017

Name or company name	MISS KB RAW
Contract type name	GDS Contract
Purpose of contract	General
Contract start date	01/04/2006
Contract end date	

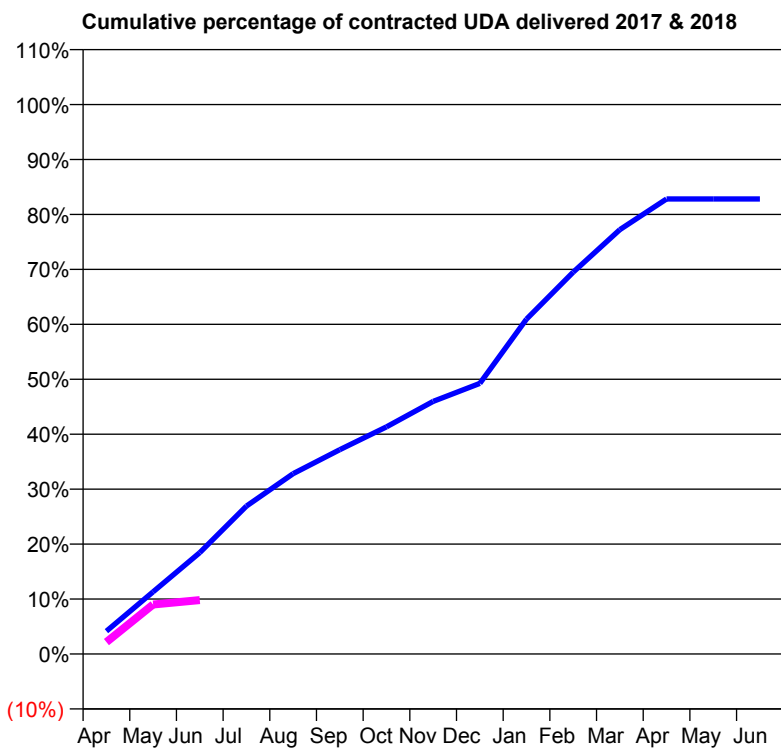
17/18 Contracted general activity (UDA)	10,500
Carry forward general activity (UDA)	0
17/18 Contracted orthodontic activity (UOA)	0
Carry forward orthodontic activity (UOA)	0
Baseline contract value	£247,584.30

ACCESS*

Patients seen in 24 months	Total	Change since previous quarter
Quarter ending June 2016	2,916	
Quarter ending September 2016	2,868	↓
Quarter ending December 2016	2,806	↓
Quarter ending March 2017	2,894	↑
Quarter ending June 2017	2,862	↓
Variance since June 2016	(1.9%)	↓



ACTIVITY



Month	Adjusted Scheduled Activity (UDA)	
	2017	2018
April	436	228
May	1,188	948
June	1,937	1,030
July	2,827	
August	3,445	
September	3,905	
October	4,340	
November	4,826	
December	5,171	
January	6,399	
February	7,296	
March	8,108	
April	8,696	
May	8,696	
June	8,696	

QUALITY

	Quantity	Base Number	Contract	AT	Region	England
% of FP17s for the same patient ID Re-attending within 3 months - Children	14	180	7.8%	11.9%	13.0%	12.0%
% of FP17s for the same patient ID Re-attending within 3 months - Adults	63	538	11.7%	17.0%	16.6%	16.0%
% of FP17s for the same patient ID Re-attending between 3 & 9 months - Children	106	180	58.9%	57.3%	59.5%	58.0%
% of FP17s for the same patient ID Re-attending between 3 & 9 months - Adults	275	538	51.1%	51.3%	53.1%	50.9%
% of FP17s for Band 1 Urgent Courses	62	546	11.4%	9.7%	9.3%	9.1%
% of FP17s Relating to Free Repair or Replacements	9	546	1.6%	1.1%	1.0%	0.8%
% of FP17s Relating to Continuations	0	546	0.0%	1.4%	1.3%	1.1%
% of Patients satisfied with the dentistry they have received	12	12	100.0%	92.7%	91.9%	91.7%
% of Patients satisfied with the time they had to wait for an appointment	11	12	91.7%	92.5%	88.7%	88.0%

* This is based on patients treated on this contract for their most recent course of treatment. Figures in italics indicate the base number of FP17s or Patient Questionnaire responses are less than 100. N/A is shown where the base number of responses is less than 10 during the period. % is calculated as Quantity/Base number*100

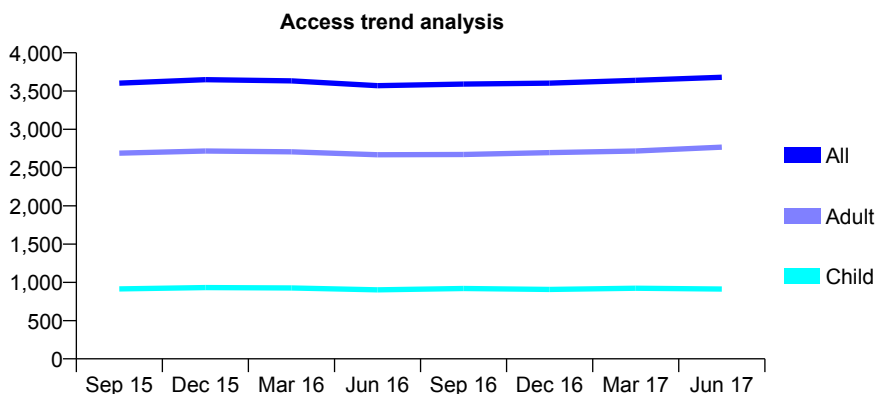
Q44 - Vital Signs At a Glance Contract Report for 742953/0001 - June 2017

Name or company name	MRS CE ROBERTS
Contract type name	GDS Contract
Purpose of contract	General
Contract start date	01/04/2006
Contract end date	

17/18 Contracted general activity (UDA)	12,000
Carry forward general activity (UDA)	0
17/18 Contracted orthodontic activity (UOA)	0
Carry forward orthodontic activity (UOA)	0
Baseline contract value	£283,705.21

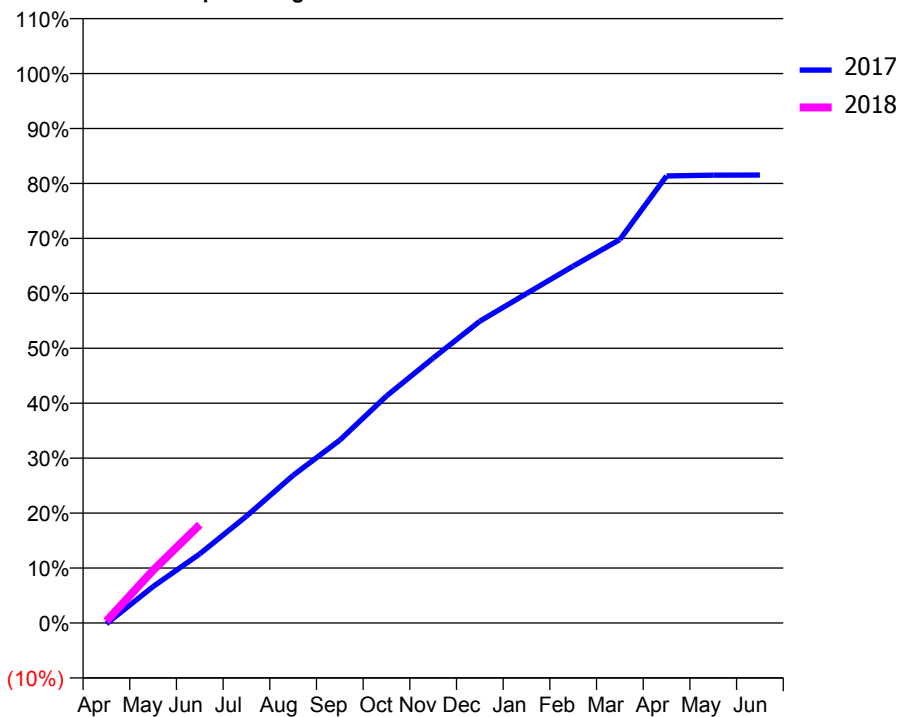
ACCESS*

Patients seen in 24 months	Total	Change since previous quarter
Quarter ending June 2016	3,570	
Quarter ending September 2016	3,591	→
Quarter ending December 2016	3,604	→
Quarter ending March 2017	3,640	→
Quarter ending June 2017	3,680	→
Variance since June 2016	3.1%	↑



ACTIVITY

Cumulative percentage of contracted UDA delivered 2017 & 2018



Month	Adjusted Scheduled Activity (UDA)	
	2017	2018
April	-19	41
May	797	1,151
June	1,510	2,148
July	2,335	
August	3,224	
September	3,995	
October	4,957	
November	5,784	
December	6,590	
January	7,194	
February	7,794	
March	8,374	
April	9,762	
May	9,781	
June	9,783	

QUALITY

	Quantity	Base Number	Contract	AT	Region	England
% of FP17s for the same patient ID Re-attending within 3 months - Children	64	505	12.7%	11.9%	13.0%	12.0%
% of FP17s for the same patient ID Re-attending within 3 months - Adults	222	1,348	16.5%	17.0%	16.6%	16.0%
% of FP17s for the same patient ID Re-attending between 3 & 9 months - Children	309	505	61.2%	57.3%	59.5%	58.0%
% of FP17s for the same patient ID Re-attending between 3 & 9 months - Adults	770	1,348	57.1%	51.3%	53.1%	50.9%
% of FP17s for Band 1 Urgent Courses	87	1,167	7.5%	9.7%	9.3%	9.1%
% of FP17s Relating to Free Repair or Replacements	24	1,167	2.1%	1.1%	1.0%	0.8%
% of FP17s Relating to Continuations	7	1,167	0.6%	1.4%	1.3%	1.1%
% of Patients satisfied with the dentistry they have received	3	4	N/A	92.7%	91.9%	91.7%
% of Patients satisfied with the time they had to wait for an appointment	3	4	N/A	92.5%	88.7%	88.0%

* This is based on patients treated on this contract for their most recent course of treatment. Figures in italics indicate the base number of FP17s or Patient Questionnaire responses are less than 100. N/A is shown where the base number of responses is less than 10 during the period. % is calculated as Quantity/Base number*100

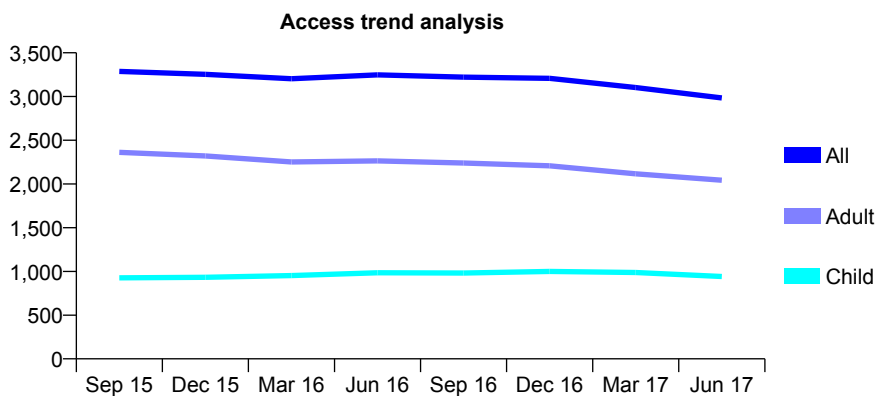
Q44 - Vital Signs At a Glance Contract Report for 745235/0001 - June 2017

Name or company name	MR ML GIBSON
Contract type name	GDS Contract
Purpose of contract	General
Contract start date	01/04/2006
Contract end date	

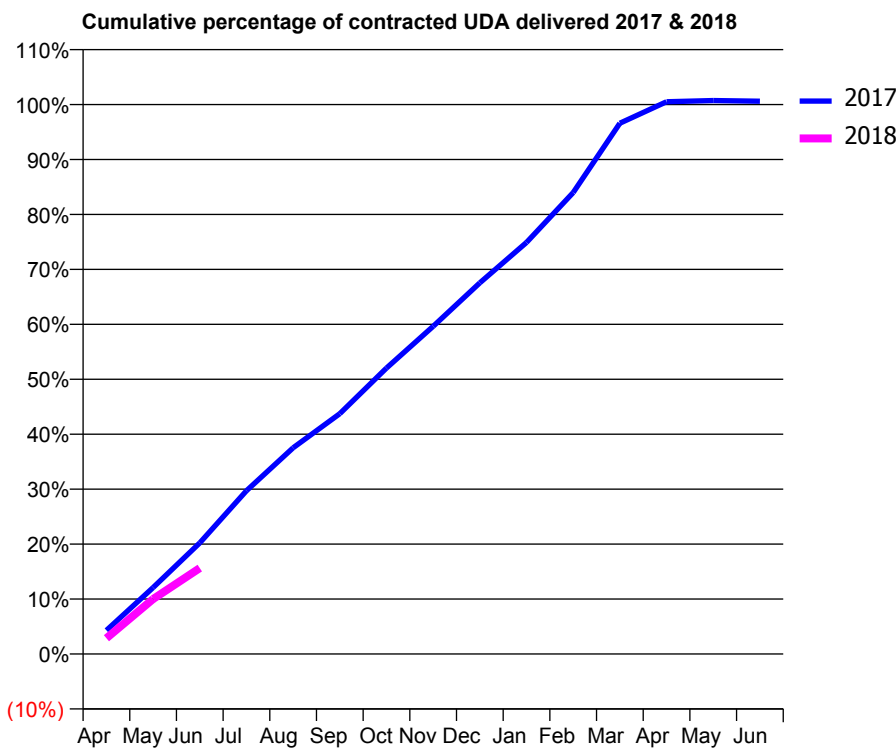
17/18 Contracted general activity (UDA)	9,352
Carry forward general activity (UDA)	0
17/18 Contracted orthodontic activity (UOA)	0
Carry forward orthodontic activity (UOA)	0
Baseline contract value	£286,671.19

ACCESS*

Patients seen in 24 months	Total	Change since previous quarter
Quarter ending June 2016	3,248	
Quarter ending September 2016	3,221	→
Quarter ending December 2016	3,208	→
Quarter ending March 2017	3,103	↓
Quarter ending June 2017	2,984	↓
Variance since June 2016	(8.1%)	↓



ACTIVITY



Month	Adjusted Scheduled Activity (UDA)	
	2017	2018
April	403	268
May	1,130	937
June	1,892	1,463
July	2,778	
August	3,509	
September	4,090	
October	4,867	
November	5,577	
December	6,316	
January	7,005	
February	7,854	
March	9,033	
April	9,399	
May	9,419	
June	9,408	

QUALITY

	Quantity	Base Number	Contract	AT	Region	England
% of FP17s for the same patient ID Re-attending within 3 months - Children	25	253	9.9%	11.9%	13.0%	12.0%
% of FP17s for the same patient ID Re-attending within 3 months - Adults	113	506	22.3%	17.0%	16.6%	16.0%
% of FP17s for the same patient ID Re-attending between 3 & 9 months - Children	124	253	49.0%	57.3%	59.5%	58.0%
% of FP17s for the same patient ID Re-attending between 3 & 9 months - Adults	230	506	45.5%	51.3%	53.1%	50.9%
% of FP17s for Band 1 Urgent Courses	85	593	14.3%	9.7%	9.3%	9.1%
% of FP17s Relating to Free Repair or Replacements	2	593	0.3%	1.1%	1.0%	0.8%
% of FP17s Relating to Continuations	7	593	1.2%	1.4%	1.3%	1.1%
% of Patients satisfied with the dentistry they have received	5	6	N/A	92.7%	91.9%	91.7%
% of Patients satisfied with the time they had to wait for an appointment	4	6	N/A	92.5%	88.7%	88.0%

* This is based on patients treated on this contract for their most recent course of treatment. Figures in italics indicate the base number of FP17s or Patient Questionnaire responses are less than 100. N/A is shown where the base number of responses is less than 10 during the period. % is calculated as Quantity/Base number*100

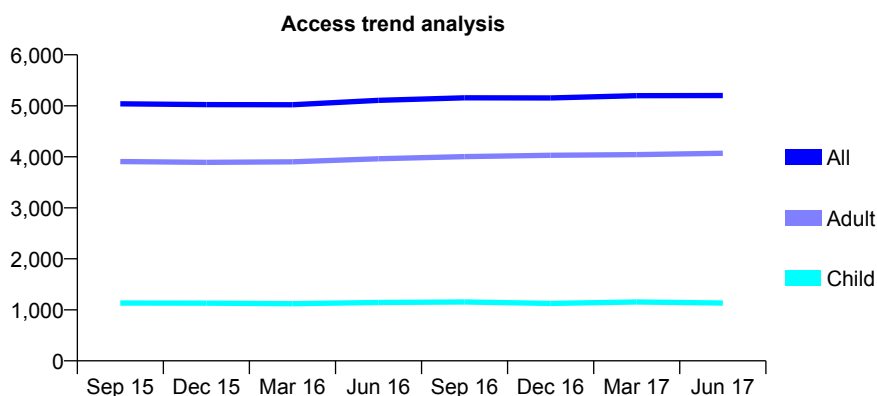
Q44 - Vital Signs At a Glance Contract Report for 746266/0001 - June 2017

Name or company name	MR JK EVANS
Contract type name	GDS Contract
Purpose of contract	General
Contract start date	01/04/2006
Contract end date	

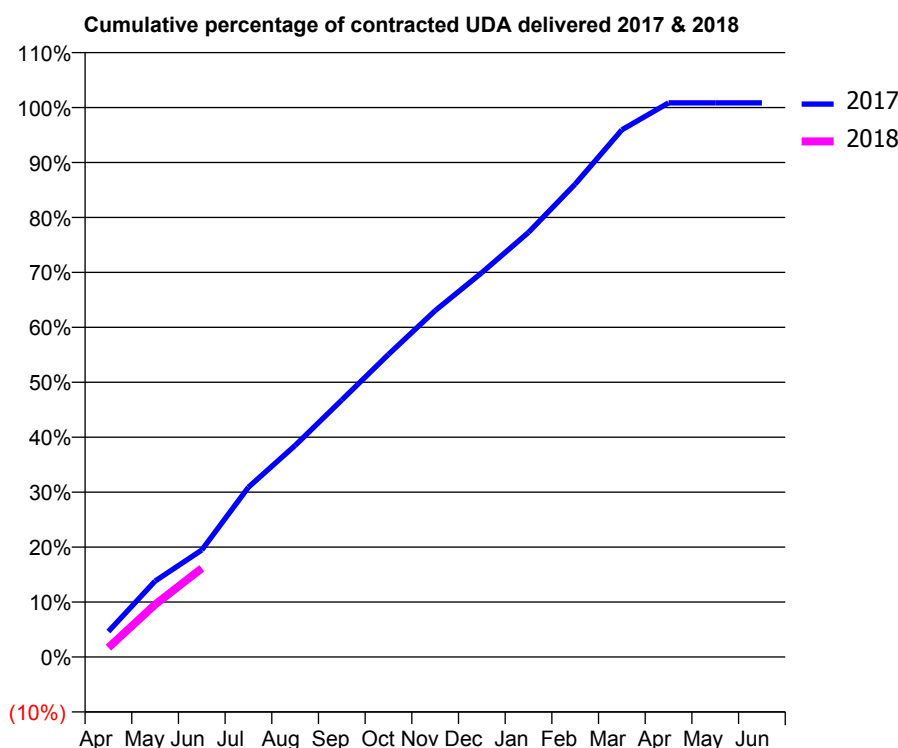
17/18 Contracted general activity (UDA)	15,264
Carry forward general activity (UDA)	0
17/18 Contracted orthodontic activity (UOA)	0
Carry forward orthodontic activity (UOA)	0
Baseline contract value	£462,946.44

ACCESS*

Patients seen in 24 months	Total	Change since previous quarter
Quarter ending June 2016	5,106	
Quarter ending September 2016	5,157	→
Quarter ending December 2016	5,155	→
Quarter ending March 2017	5,198	→
Quarter ending June 2017	5,201	→
Variance since June 2016	1.9%	→



ACTIVITY



Month	Adjusted Scheduled Activity (UDA)	
	2017	2018
April	709	260
May	2,111	1,456
June	2,972	2,465
July	4,719	
August	5,878	
September	7,140	
October	8,407	
November	9,621	
December	10,676	
January	11,794	
February	13,138	
March	14,643	
April	15,392	
May	15,394	
June	15,394	

QUALITY

	Quantity	Base Number	Contract	AT	Region	England
% of FP17s for the same patient ID Re-attending within 3 months - Children	36	336	10.7%	11.9%	13.0%	12.0%
% of FP17s for the same patient ID Re-attending within 3 months - Adults	262	1,345	19.5%	17.0%	16.6%	16.0%
% of FP17s for the same patient ID Re-attending between 3 & 9 months - Children	176	336	52.4%	57.3%	59.5%	58.0%
% of FP17s for the same patient ID Re-attending between 3 & 9 months - Adults	653	1,345	48.6%	51.3%	53.1%	50.9%
% of FP17s for Band 1 Urgent Courses	202	1,337	15.1%	9.7%	9.3%	9.1%
% of FP17s Relating to Free Repair or Replacements	7	1,337	0.5%	1.1%	1.0%	0.8%
% of FP17s Relating to Continuations	27	1,337	2.0%	1.4%	1.3%	1.1%
% of Patients satisfied with the dentistry they have received	11	12	91.7%	92.7%	91.9%	91.7%
% of Patients satisfied with the time they had to wait for an appointment	11	12	91.7%	92.5%	88.7%	88.0%

* This is based on patients treated on this contract for their most recent course of treatment. Figures in italics indicate the base number of FP17s or Patient Questionnaire responses are less than 100. N/A is shown where the base number of responses is less than 10 during the period. % is calculated as Quantity/Base number*100

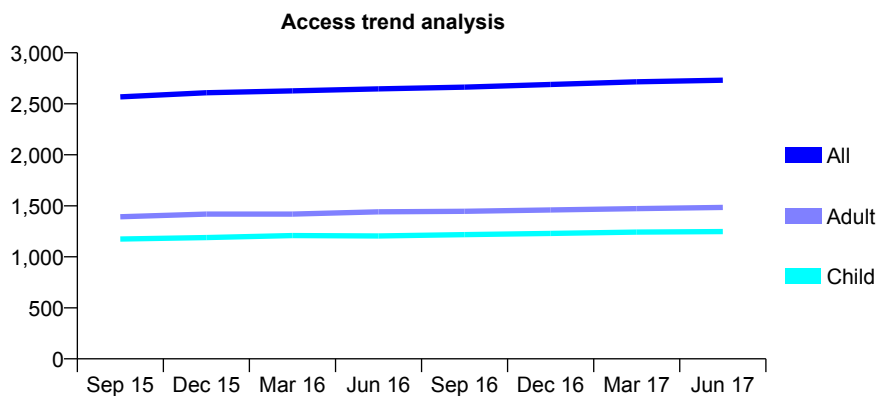
Q44 - Vital Signs At a Glance Contract Report for 746495/0001 - June 2017

Name or company name	MR RS HANDLEY
Contract type name	GDS Contract
Purpose of contract	General
Contract start date	01/04/2006
Contract end date	

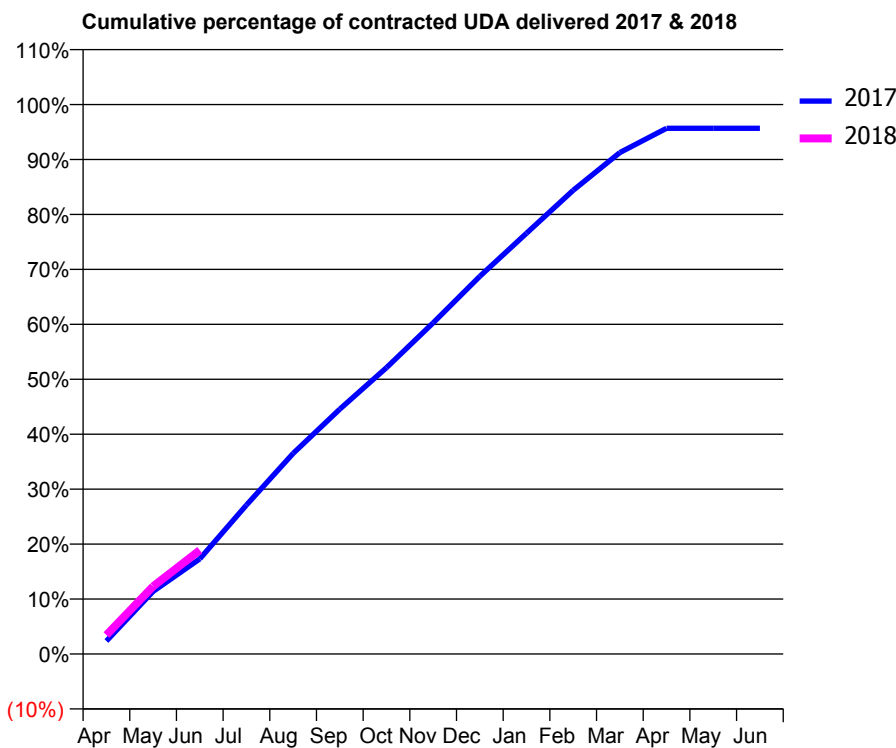
17/18 Contracted general activity (UDA)	6,824
Carry forward general activity (UDA)	0
17/18 Contracted orthodontic activity (UOA)	0
Carry forward orthodontic activity (UOA)	0
Baseline contract value	£179,417.04

ACCESS*

Patients seen in 24 months	Total	Change since previous quarter
Quarter ending June 2016	2,646	
Quarter ending September 2016	2,664	→
Quarter ending December 2016	2,689	→
Quarter ending March 2017	2,716	→
Quarter ending June 2017	2,732	→
Variance since June 2016	3.3%	↑



ACTIVITY



Adjusted Scheduled Activity (UDA)		
Month	2017	2018
April	161	236
May	778	840
June	1,181	1,290
July	1,850	
August	2,491	
September	3,042	
October	3,556	
November	4,113	
December	4,691	
January	5,225	
February	5,759	
March	6,227	
April	6,529	
May	6,529	
June	6,529	

QUALITY

	Quantity	Base Number	Contract	AT	Region	England
% of FP17s for the same patient ID Re-attending within 3 months - Children	34	552	6.2%	11.9%	13.0%	12.0%
% of FP17s for the same patient ID Re-attending within 3 months - Adults	47	589	8.0%	17.0%	16.6%	16.0%
% of FP17s for the same patient ID Re-attending between 3 & 9 months - Children	388	552	70.3%	57.3%	59.5%	58.0%
% of FP17s for the same patient ID Re-attending between 3 & 9 months - Adults	409	589	69.4%	51.3%	53.1%	50.9%
% of FP17s for Band 1 Urgent Courses	54	929	5.8%	9.7%	9.3%	9.1%
% of FP17s Relating to Free Repair or Replacements	5	929	0.5%	1.1%	1.0%	0.8%
% of FP17s Relating to Continuations	4	929	0.4%	1.4%	1.3%	1.1%
% of Patients satisfied with the dentistry they have received	10	10	100.0%	92.7%	91.9%	91.7%
% of Patients satisfied with the time they had to wait for an appointment	10	10	100.0%	92.5%	88.7%	88.0%

* This is based on patients treated on this contract for their most recent course of treatment. Figures in italics indicate the base number of FP17s or Patient Questionnaire responses are less than 100. N/A is shown where the base number of responses is less than 10 during the period. % is calculated as Quantity/Base number*100

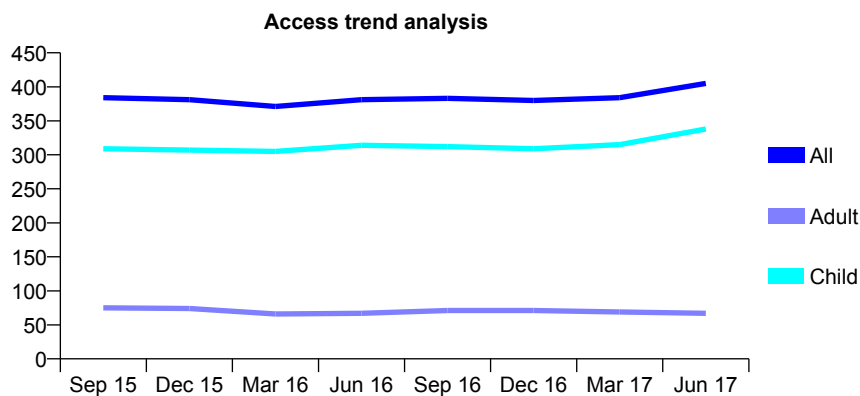
Q44 - Vital Signs At a Glance Contract Report for 751561/0001 - June 2017

Name or company name	MR AA SHAH
Contract type name	GDS Contract
Purpose of contract	General
Contract start date	01/07/2006
Contract end date	

17/18 Contracted general activity (UDA)	800
Carry forward general activity (UDA)	0
17/18 Contracted orthodontic activity (UOA)	0
Carry forward orthodontic activity (UOA)	0
Baseline contract value	£17,957.77

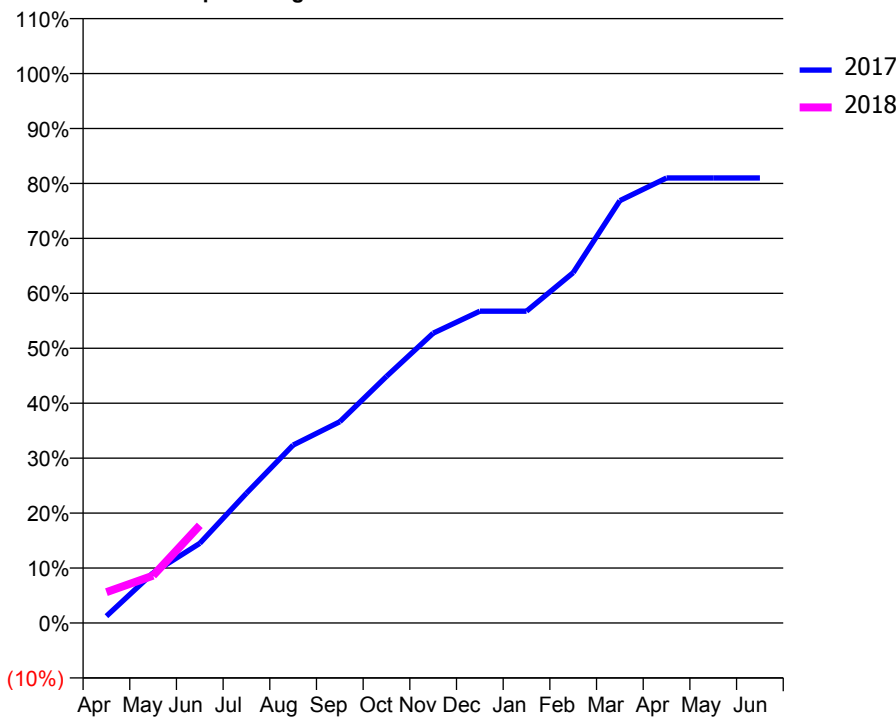
ACCESS*

Patients seen in 24 months	Total	Change since previous quarter
Quarter ending June 2016	381	
Quarter ending September 2016	383	→
Quarter ending December 2016	380	→
Quarter ending March 2017	384	→
Quarter ending June 2017	405	↑
Variance since June 2016	6.3%	↑



ACTIVITY

Cumulative percentage of contracted UDA delivered 2017 & 2018



Month	Adjusted Scheduled Activity (UDA)	
	2017	2018
April	10	45
May	73	69
June	116	142
July	189	
August	259	
September	293	
October	359	
November	422	
December	454	
January	454	
February	510	
March	615	
April	648	
May	648	
June	648	

QUALITY

	Quantity	Base Number	Contract	AT	Region	England
% of FP17s for the same patient ID Re-attending within 3 months - Children	9	128	7.0%	11.9%	13.0%	12.0%
% of FP17s for the same patient ID Re-attending within 3 months - Adults	0	3	0.0%	17.0%	16.6%	16.0%
% of FP17s for the same patient ID Re-attending between 3 & 9 months - Children	71	128	55.5%	57.3%	59.5%	58.0%
% of FP17s for the same patient ID Re-attending between 3 & 9 months - Adults	2	3	66.7%	51.3%	53.1%	50.9%
% of FP17s for Band 1 Urgent Courses	1	108	0.9%	9.7%	9.3%	9.1%
% of FP17s Relating to Free Repair or Replacements	0	108	0.0%	1.1%	1.0%	0.8%
% of FP17s Relating to Continuations	0	108	0.0%	1.4%	1.3%	1.1%
% of Patients satisfied with the dentistry they have received	1	1	N/A	92.7%	91.9%	91.7%
% of Patients satisfied with the time they had to wait for an appointment	1	1	N/A	92.5%	88.7%	88.0%

* This is based on patients treated on this contract for their most recent course of treatment. Figures in italics indicate the base number of FP17s or Patient Questionnaire responses are less than 100. N/A is shown where the base number of responses is less than 10 during the period. % is calculated as Quantity/Base number*100

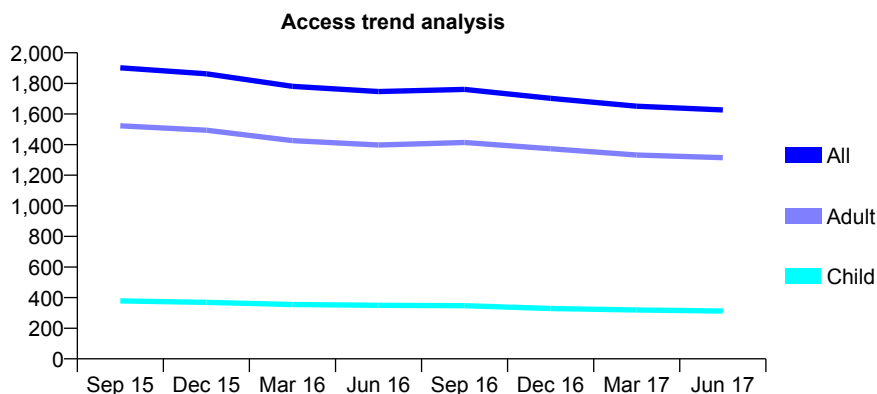
Q44 - Vital Signs At a Glance Contract Report for 762261/0001 - June 2017

Name or company name	MR A ASHTAB
Contract type name	GDS Contract
Purpose of contract	General
Contract start date	01/04/2006
Contract end date	

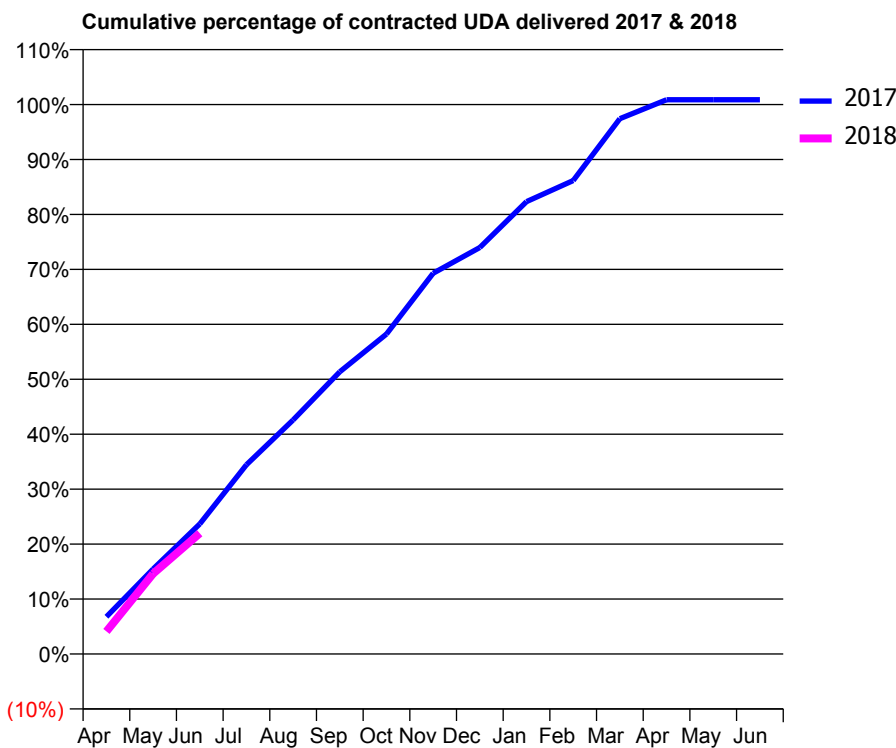
17/18 Contracted general activity (UDA)	5,520
Carry forward general activity (UDA)	0
17/18 Contracted orthodontic activity (UOA)	0
Carry forward orthodontic activity (UOA)	0
Baseline contract value	£136,061.40

ACCESS*

Patients seen in 24 months	Total	Change since previous quarter
Quarter ending June 2016	1,747	
Quarter ending September 2016	1,761	→
Quarter ending December 2016	1,702	↓
Quarter ending March 2017	1,651	↓
Quarter ending June 2017	1,627	↓
Variance since June 2016	(6.9%)	↓



ACTIVITY



Month	Adjusted Scheduled Activity (UDA)	
	2017	2018
April	375	226
May	855	807
June	1,307	1,213
July	1,901	
August	2,352	
September	2,835	
October	3,214	
November	3,825	
December	4,083	
January	4,544	
February	4,756	
March	5,378	
April	5,568	
May	5,568	
June	5,568	

QUALITY

	Quantity	Base Number	Contract	AT	Region	England
% of FP17s for the same patient ID Re-attending within 3 months - Children	11	115	9.6%	11.9%	13.0%	12.0%
% of FP17s for the same patient ID Re-attending within 3 months - Adults	94	491	19.1%	17.0%	16.6%	16.0%
% of FP17s for the same patient ID Re-attending between 3 & 9 months - Children	76	115	66.1%	57.3%	59.5%	58.0%
% of FP17s for the same patient ID Re-attending between 3 & 9 months - Adults	274	491	55.8%	51.3%	53.1%	50.9%
% of FP17s for Band 1 Urgent Courses	43	531	8.1%	9.7%	9.3%	9.1%
% of FP17s Relating to Free Repair or Replacements	11	531	2.1%	1.1%	1.0%	0.8%
% of FP17s Relating to Continuations	2	531	0.4%	1.4%	1.3%	1.1%
% of Patients satisfied with the dentistry they have received	2	2	N/A	92.7%	91.9%	91.7%
% of Patients satisfied with the time they had to wait for an appointment	2	2	N/A	92.5%	88.7%	88.0%

* This is based on patients treated on this contract for their most recent course of treatment. Figures in italics indicate the base number of FP17s or Patient Questionnaire responses are less than 100. N/A is shown where the base number of responses is less than 10 during the period. % is calculated as Quantity/Base number*100

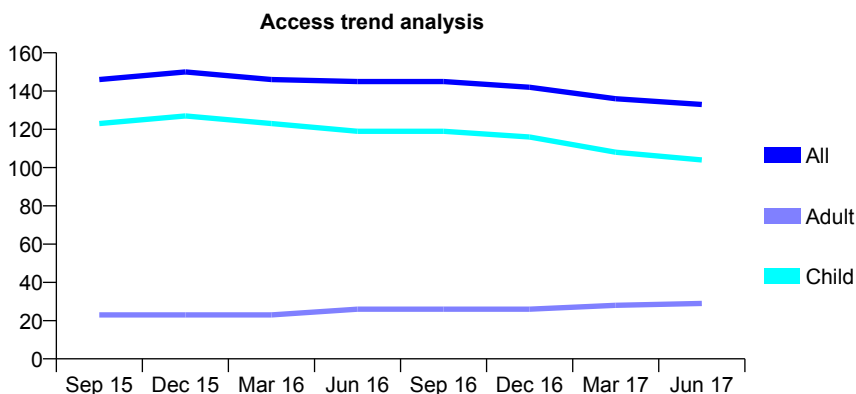
Q44 - Vital Signs At a Glance Contract Report for 766259/0001 - June 2017

Name or company name	MRS A STRETTON
Contract type name	GDS Contract
Purpose of contract	General
Contract start date	19/11/2010
Contract end date	

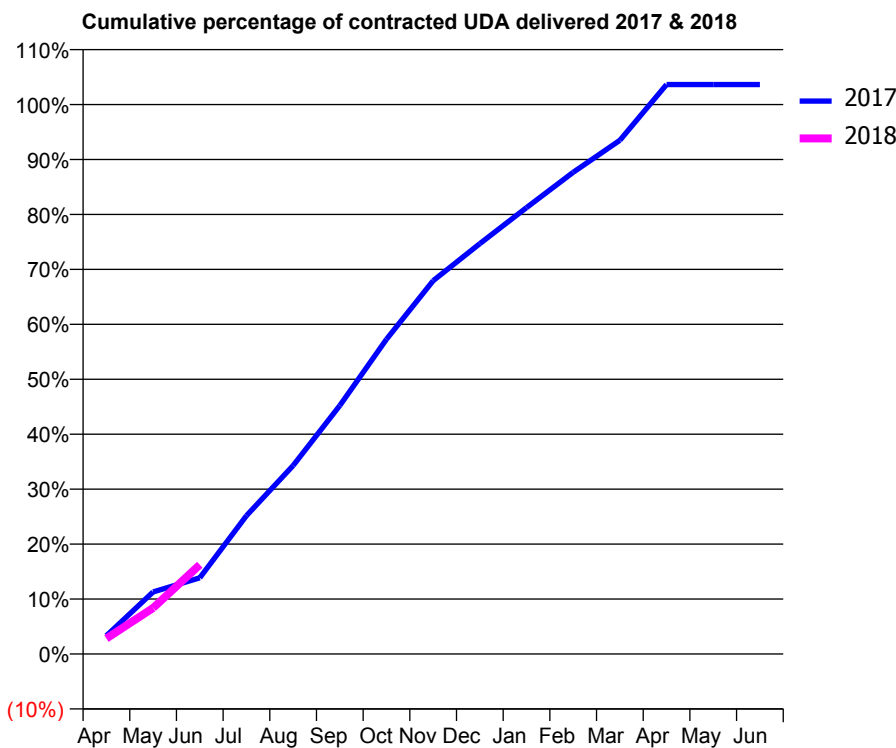
17/18 Contracted general activity (UDA)	781
Carry forward general activity (UDA)	0
17/18 Contracted orthodontic activity (UOA)	0
Carry forward orthodontic activity (UOA)	0
Baseline contract value	£18,191.45

ACCESS*

Patients seen in 24 months	Total	Change since previous quarter
Quarter ending June 2016	145	
Quarter ending September 2016	145	→
Quarter ending December 2016	142	↓
Quarter ending March 2017	136	↓
Quarter ending June 2017	133	↓
Variance since June 2016	(8.3%)	↓



ACTIVITY



Month	Adjusted Scheduled Activity (UDA)	
	2017	2018
April	26	22
May	88	65
June	108	127
July	197	
August	268	
September	353	
October	447	
November	531	
December	583	
January	634	
February	685	
March	730	
April	809	
May	809	
June	809	

QUALITY

	Quantity	Base Number	Contract	AT	Region	England
% of FP17s for the same patient ID Re-attending within 3 months - Children	16	67	23.9%	11.9%	13.0%	12.0%
% of FP17s for the same patient ID Re-attending within 3 months - Adults	6	17	35.3%	17.0%	16.6%	16.0%
% of FP17s for the same patient ID Re-attending between 3 & 9 months - Children	45	67	67.2%	57.3%	59.5%	58.0%
% of FP17s for the same patient ID Re-attending between 3 & 9 months - Adults	11	17	64.7%	51.3%	53.1%	50.9%
% of FP17s for Band 1 Urgent Courses	4	60	6.7%	9.7%	9.3%	9.1%
% of FP17s Relating to Free Repair or Replacements	0	60	0.0%	1.1%	1.0%	0.8%
% of FP17s Relating to Continuations	2	60	3.3%	1.4%	1.3%	1.1%
% of Patients satisfied with the dentistry they have received	0	0	N/A	92.7%	91.9%	91.7%
% of Patients satisfied with the time they had to wait for an appointment	0	0	N/A	92.5%	88.7%	88.0%

* This is based on patients treated on this contract for their most recent course of treatment. Figures in italics indicate the base number of FP17s or Patient Questionnaire responses are less than 100. N/A is shown where the base number of responses is less than 10 during the period. % is calculated as Quantity/Base number*100

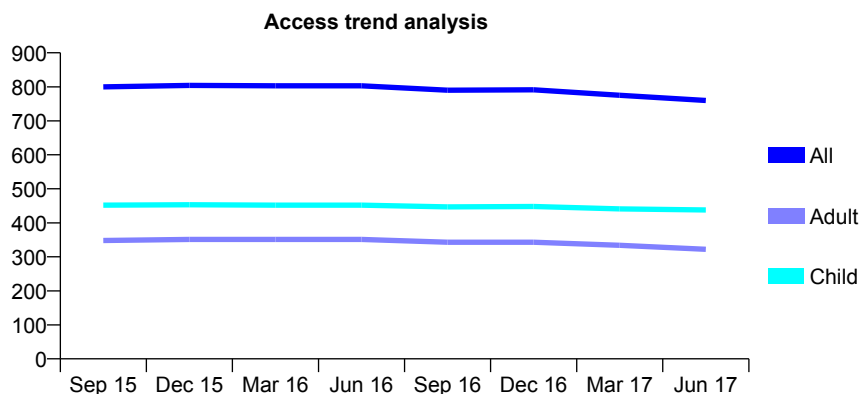
Q44 - Vital Signs At a Glance Contract Report for 803758/0001 - June 2017

Name or company name	White Friars House Dental Practice
Contract type name	GDS Contract
Purpose of contract	General
Contract start date	01/04/2006
Contract end date	

17/18 Contracted general activity (UDA)	3,000
Carry forward general activity (UDA)	0
17/18 Contracted orthodontic activity (UOA)	0
Carry forward orthodontic activity (UOA)	0
Baseline contract value	£59,523.22

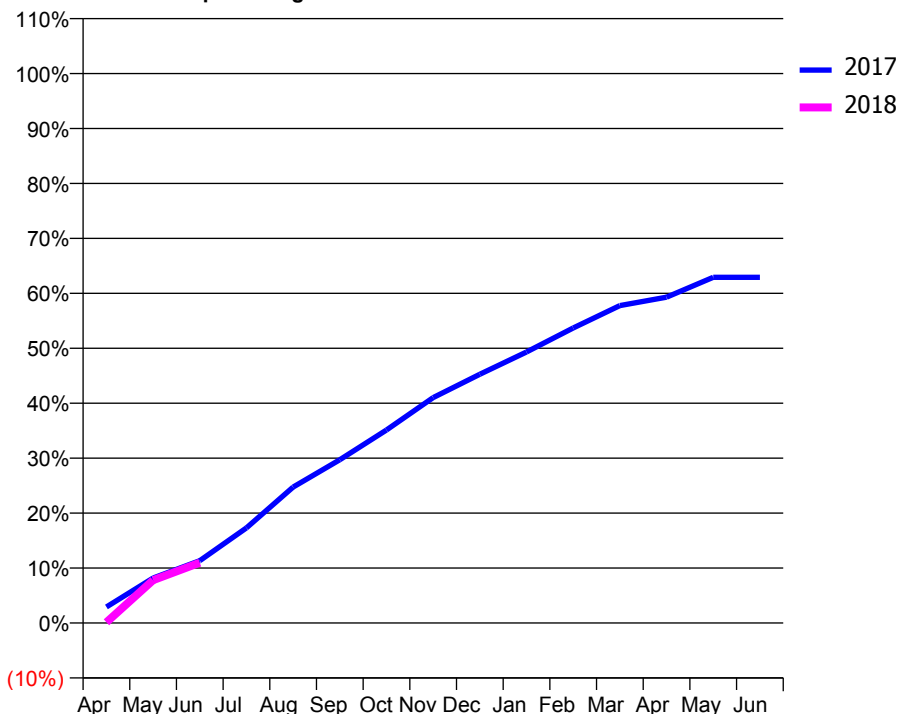
ACCESS*

Patients seen in 24 months	Total	Change since previous quarter
Quarter ending June 2016	803	
Quarter ending September 2016	790	↓
Quarter ending December 2016	791	→
Quarter ending March 2017	775	↓
Quarter ending June 2017	760	↓
Variance since June 2016	(5.4%)	↓



ACTIVITY

Cumulative percentage of contracted UDA delivered 2017 & 2018



Adjusted Scheduled Activity (UDA)

Month	2017	2018
April	88	4
May	246	234
June	341	330
July	520	
August	742	
September	892	
October	1,054	
November	1,231	
December	1,358	
January	1,479	
February	1,611	
March	1,733	
April	1,779	
May	1,888	
June	1,888	

QUALITY

	Quantity	Base Number	Contract	AT	Region	England
% of FP17s for the same patient ID Re-attending within 3 months - Children	11	153	7.2%	11.9%	13.0%	12.0%
% of FP17s for the same patient ID Re-attending within 3 months - Adults	11	92	12.0%	17.0%	16.6%	16.0%
% of FP17s for the same patient ID Re-attending between 3 & 9 months - Children	84	153	54.9%	57.3%	59.5%	58.0%
% of FP17s for the same patient ID Re-attending between 3 & 9 months - Adults	49	92	53.3%	51.3%	53.1%	50.9%
% of FP17s for Band 1 Urgent Courses	8	164	4.9%	9.7%	9.3%	9.1%
% of FP17s Relating to Free Repair or Replacements	0	164	0.0%	1.1%	1.0%	0.8%
% of FP17s Relating to Continuations	1	164	0.6%	1.4%	1.3%	1.1%
% of Patients satisfied with the dentistry they have received	1	2	N/A	92.7%	91.9%	91.7%
% of Patients satisfied with the time they had to wait for an appointment	1	2	N/A	92.5%	88.7%	88.0%

* This is based on patients treated on this contract for their most recent course of treatment. Figures in italics indicate the base number of FP17s or Patient Questionnaire responses are less than 100. N/A is shown where the base number of responses is less than 10 during the period. % is calculated as Quantity/Base number*100

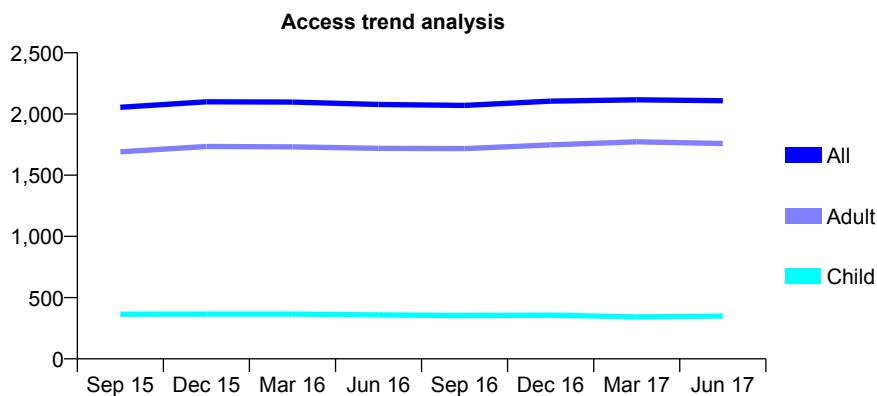
Q44 - Vital Signs At a Glance Contract Report for 804770/0001 - June 2017

Name or company name	MR GR HALL
Contract type name	GDS Contract
Purpose of contract	General
Contract start date	01/04/2006
Contract end date	

17/18 Contracted general activity (UDA)	7,381
Carry forward general activity (UDA)	0
17/18 Contracted orthodontic activity (UOA)	0
Carry forward orthodontic activity (UOA)	0
Baseline contract value	£180,839.05

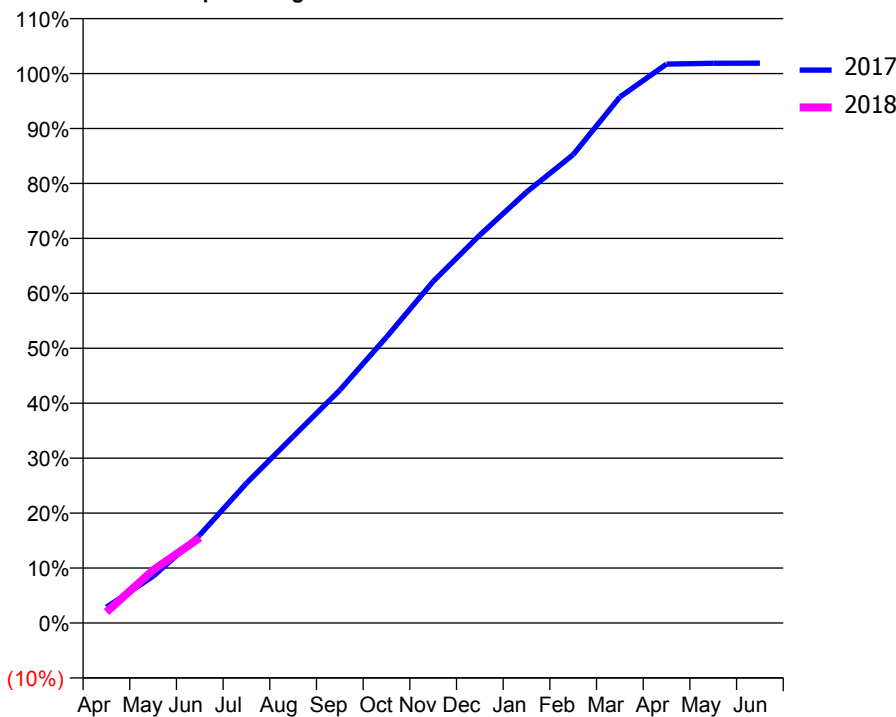
ACCESS*

Patients seen in 24 months	Total	Change since previous quarter
Quarter ending June 2016	2,078	
Quarter ending September 2016	2,070	→
Quarter ending December 2016	2,105	→
Quarter ending March 2017	2,116	→
Quarter ending June 2017	2,108	→
Variance since June 2016	1.4%	→



ACTIVITY

Cumulative percentage of contracted UDA delivered 2017 & 2018



Month	Adjusted Scheduled Activity (UDA)	
	2017	2018
April	212	148
May	629	710
June	1,184	1,146
July	1,878	
August	2,505	
September	3,128	
October	3,842	
November	4,588	
December	5,211	
January	5,787	
February	6,291	
March	7,066	
April	7,508	
May	7,518	
June	7,521	

QUALITY

	Quantity	Base Number	Contract	AT	Region	England
% of FP17s for the same patient ID Re-attending within 3 months - Children	5	126	4.0%	11.9%	13.0%	12.0%
% of FP17s for the same patient ID Re-attending within 3 months - Adults	122	687	17.8%	17.0%	16.6%	16.0%
% of FP17s for the same patient ID Re-attending between 3 & 9 months - Children	82	126	65.1%	57.3%	59.5%	58.0%
% of FP17s for the same patient ID Re-attending between 3 & 9 months - Adults	451	687	65.6%	51.3%	53.1%	50.9%
% of FP17s for Band 1 Urgent Courses	13	617	2.1%	9.7%	9.3%	9.1%
% of FP17s Relating to Free Repair or Replacements	2	617	0.3%	1.1%	1.0%	0.8%
% of FP17s Relating to Continuations	1	617	0.2%	1.4%	1.3%	1.1%
% of Patients satisfied with the dentistry they have received	14	16	87.5%	92.7%	91.9%	91.7%
% of Patients satisfied with the time they had to wait for an appointment	15	16	93.8%	92.5%	88.7%	88.0%

* This is based on patients treated on this contract for their most recent course of treatment. Figures in italics indicate the base number of FP17s or Patient Questionnaire responses are less than 100. N/A is shown where the base number of responses is less than 10 during the period. % is calculated as Quantity/Base number*100

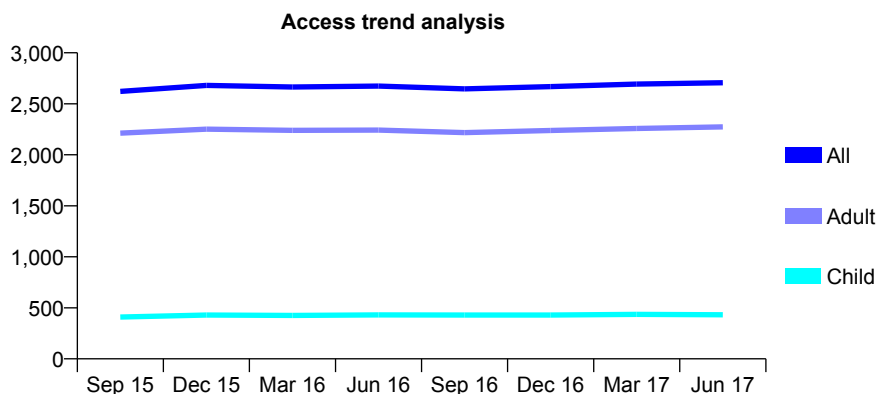
Q44 - Vital Signs At a Glance Contract Report for 810908/0001 - June 2017

Name or company name	MR TW WOODS
Contract type name	GDS Contract
Purpose of contract	General
Contract start date	01/04/2006
Contract end date	

17/18 Contracted general activity (UDA)	7,519
Carry forward general activity (UDA)	0
17/18 Contracted orthodontic activity (UOA)	0
Carry forward orthodontic activity (UOA)	0
Baseline contract value	£185,657.50

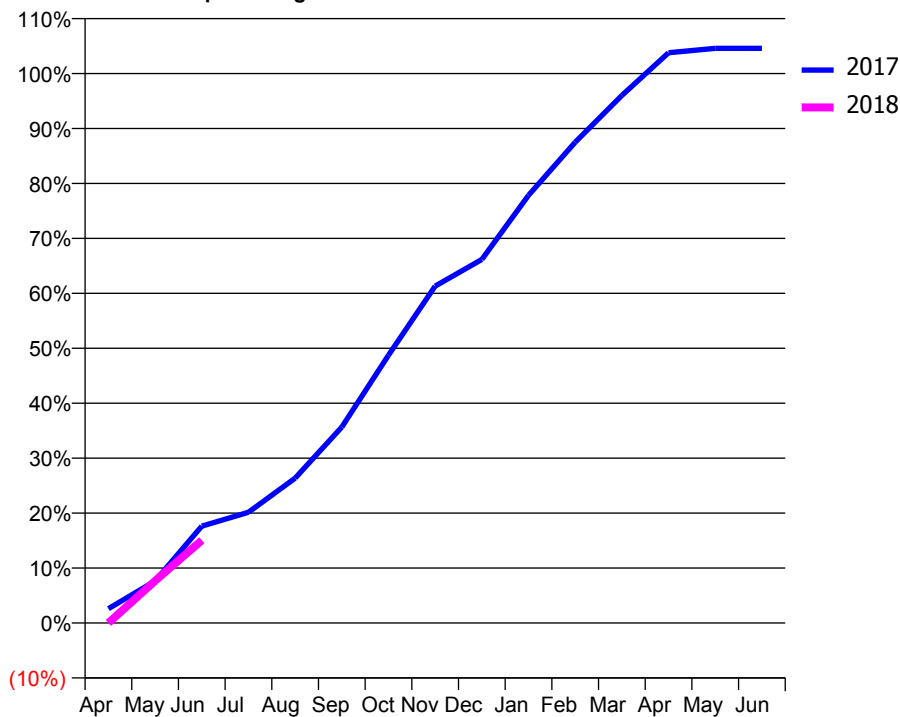
ACCESS*

Patients seen in 24 months	Total	Change since previous quarter
Quarter ending June 2016	2,674	
Quarter ending September 2016	2,646	↓
Quarter ending December 2016	2,668	→
Quarter ending March 2017	2,694	→
Quarter ending June 2017	2,706	→
Variance since June 2016	1.2%	→



ACTIVITY

Cumulative percentage of contracted UDA delivered 2017 & 2018



Month	Adjusted Scheduled Activity (UDA)	
	2017	2018
April	196	0
May	575	577
June	1,325	1,132
July	1,515	
August	1,982	
September	2,681	
October	3,665	
November	4,610	
December	4,976	
January	5,852	
February	6,578	
March	7,219	
April	7,803	
May	7,862	
June	7,862	

QUALITY

	Quantity	Base Number	Contract	AT	Region	England
% of FP17s for the same patient ID Re-attending within 3 months - Children	2	115	1.7%	11.9%	13.0%	12.0%
% of FP17s for the same patient ID Re-attending within 3 months - Adults	69	626	11.0%	17.0%	16.6%	16.0%
% of FP17s for the same patient ID Re-attending between 3 & 9 months - Children	38	115	33.0%	57.3%	59.5%	58.0%
% of FP17s for the same patient ID Re-attending between 3 & 9 months - Adults	258	626	41.2%	51.3%	53.1%	50.9%
% of FP17s for Band 1 Urgent Courses	19	460	4.1%	9.7%	9.3%	9.1%
% of FP17s Relating to Free Repair or Replacements	0	460	0.0%	1.1%	1.0%	0.8%
% of FP17s Relating to Continuations	4	460	0.9%	1.4%	1.3%	1.1%
% of Patients satisfied with the dentistry they have received	12	13	92.3%	92.7%	91.9%	91.7%
% of Patients satisfied with the time they had to wait for an appointment	13	13	100.0%	92.5%	88.7%	88.0%

* This is based on patients treated on this contract for their most recent course of treatment. Figures in italics indicate the base number of FP17s or Patient Questionnaire responses are less than 100. N/A is shown where the base number of responses is less than 10 during the period. % is calculated as Quantity/Base number*100

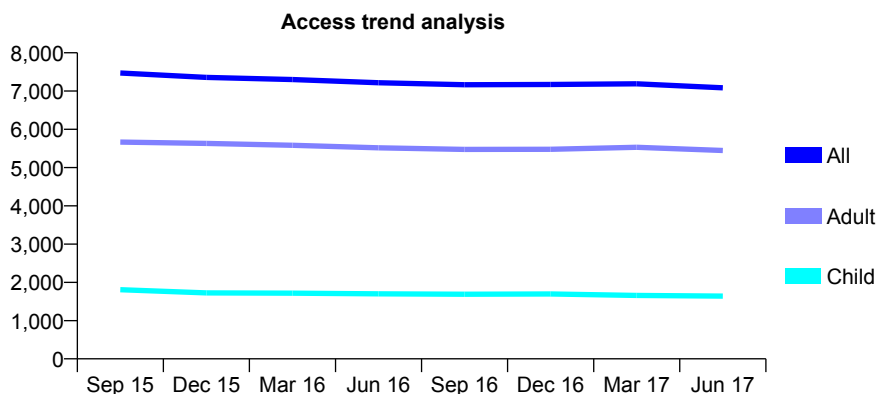
Q44 - Vital Signs At a Glance Contract Report for 811289/0001 - June 2017

Name or company name	MR WD SCOTT
Contract type name	GDS Contract
Purpose of contract	General
Contract start date	01/04/2006
Contract end date	

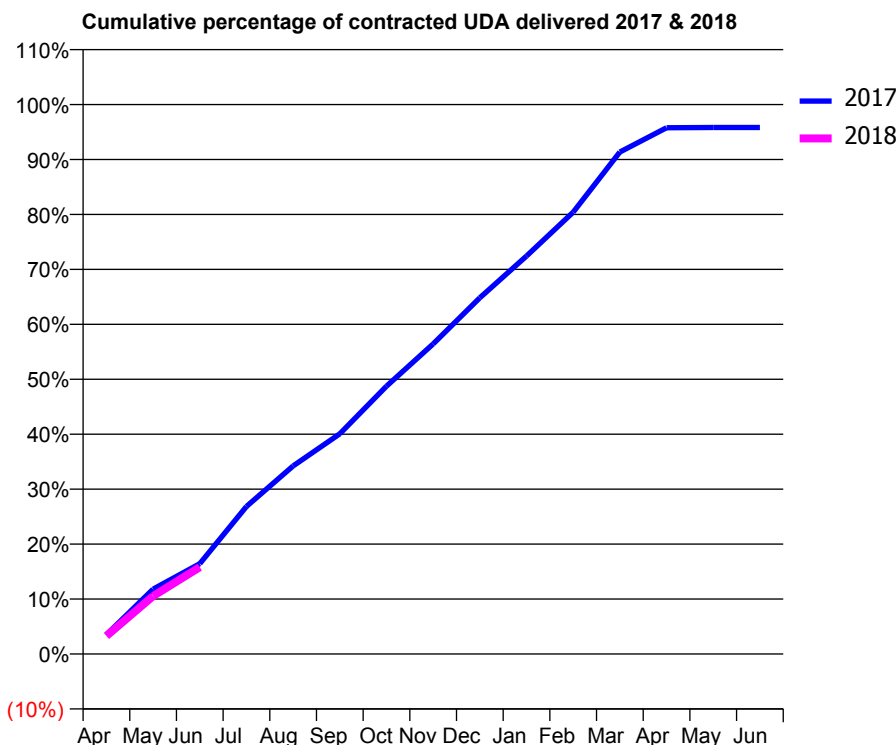
17/18 Contracted general activity (UDA)	21,992
Carry forward general activity (UDA)	0
17/18 Contracted orthodontic activity (UOA)	0
Carry forward orthodontic activity (UOA)	0
Baseline contract value	£659,795.89

ACCESS*

Patients seen in 24 months	Total	Change since previous quarter
Quarter ending June 2016	7,218	
Quarter ending September 2016	7,164	→
Quarter ending December 2016	7,173	→
Quarter ending March 2017	7,189	→
Quarter ending June 2017	7,085	↓
Variance since June 2016	(1.8%)	↓



ACTIVITY



Month	Adjusted Scheduled Activity (UDA)	
	2017	2018
April	774	724
May	2,594	2,317
June	3,617	3,475
July	5,905	
August	7,526	
September	8,815	
October	10,717	
November	12,409	
December	14,259	
January	15,930	
February	17,686	
March	20,091	
April	21,059	
May	21,073	
June	21,074	

QUALITY

	Quantity	Base Number	Contract	AT	Region	England
% of FP17s for the same patient ID Re-attending within 3 months - Children	53	575	9.2%	11.9%	13.0%	12.0%
% of FP17s for the same patient ID Re-attending within 3 months - Adults	330	1,802	18.3%	17.0%	16.6%	16.0%
% of FP17s for the same patient ID Re-attending between 3 & 9 months - Children	376	575	65.4%	57.3%	59.5%	58.0%
% of FP17s for the same patient ID Re-attending between 3 & 9 months - Adults	985	1,802	54.7%	51.3%	53.1%	50.9%
% of FP17s for Band 1 Urgent Courses	273	1,916	14.2%	9.7%	9.3%	9.1%
% of FP17s Relating to Free Repair or Replacements	31	1,916	1.6%	1.1%	1.0%	0.8%
% of FP17s Relating to Continuations	28	1,916	1.5%	1.4%	1.3%	1.1%
% of Patients satisfied with the dentistry they have received	18	20	90.0%	92.7%	91.9%	91.7%
% of Patients satisfied with the time they had to wait for an appointment	18	20	90.0%	92.5%	88.7%	88.0%

* This is based on patients treated on this contract for their most recent course of treatment. Figures in italics indicate the base number of FP17s or Patient Questionnaire responses are less than 100. N/A is shown where the base number of responses is less than 10 during the period. % is calculated as Quantity/Base number*100

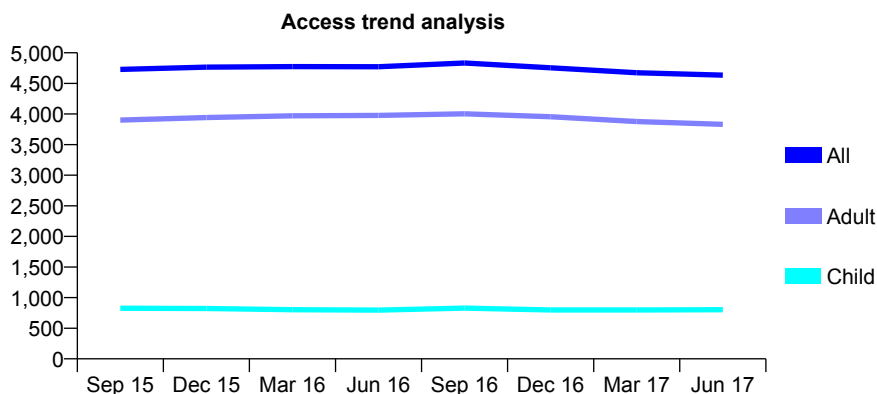
Q44 - Vital Signs At a Glance Contract Report for 812366/0001 - June 2017

Name or company name	MR NJ FORD
Contract type name	GDS Contract
Purpose of contract	General
Contract start date	01/04/2006
Contract end date	

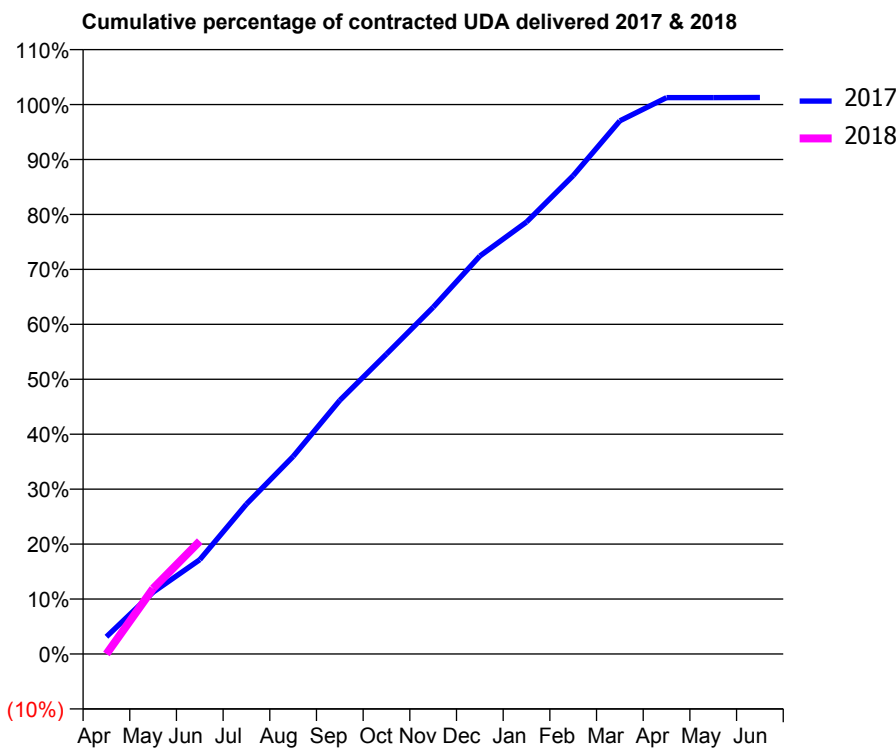
17/18 Contracted general activity (UDA)	11,000
Carry forward general activity (UDA)	0
17/18 Contracted orthodontic activity (UOA)	0
Carry forward orthodontic activity (UOA)	0
Baseline contract value	£243,650.00

ACCESS*

Patients seen in 24 months	Total	Change since previous quarter
Quarter ending June 2016	4,773	
Quarter ending September 2016	4,833	→
Quarter ending December 2016	4,754	↓
Quarter ending March 2017	4,675	↓
Quarter ending June 2017	4,635	→
Variance since June 2016	(2.9%)	↓



ACTIVITY



Month	Adjusted Scheduled Activity (UDA)	
	2017	2018
April	346	0
May	1,236	1,311
June	1,888	2,260
July	3,001	
August	3,954	
September	5,077	
October	6,004	
November	6,942	
December	7,968	
January	8,647	
February	9,576	
March	10,674	
April	11,138	
May	11,138	
June	11,141	

QUALITY

	Quantity	Base Number	Contract	AT	Region	England
% of FP17s for the same patient ID Re-attending within 3 months - Children	12	251	4.8%	11.9%	13.0%	12.0%
% of FP17s for the same patient ID Re-attending within 3 months - Adults	195	1,414	13.8%	17.0%	16.6%	16.0%
% of FP17s for the same patient ID Re-attending between 3 & 9 months - Children	107	251	42.6%	57.3%	59.5%	58.0%
% of FP17s for the same patient ID Re-attending between 3 & 9 months - Adults	785	1,414	55.5%	51.3%	53.1%	50.9%
% of FP17s for Band 1 Urgent Courses	167	1,392	12.0%	9.7%	9.3%	9.1%
% of FP17s Relating to Free Repair or Replacements	1	1,392	0.1%	1.1%	1.0%	0.8%
% of FP17s Relating to Continuations	20	1,392	1.4%	1.4%	1.3%	1.1%
% of Patients satisfied with the dentistry they have received	17	19	89.5%	92.7%	91.9%	91.7%
% of Patients satisfied with the time they had to wait for an appointment	17	19	89.5%	92.5%	88.7%	88.0%

* This is based on patients treated on this contract for their most recent course of treatment. Figures in italics indicate the base number of FP17s or Patient Questionnaire responses are less than 100. N/A is shown where the base number of responses is less than 10 during the period. % is calculated as Quantity/Base number*100

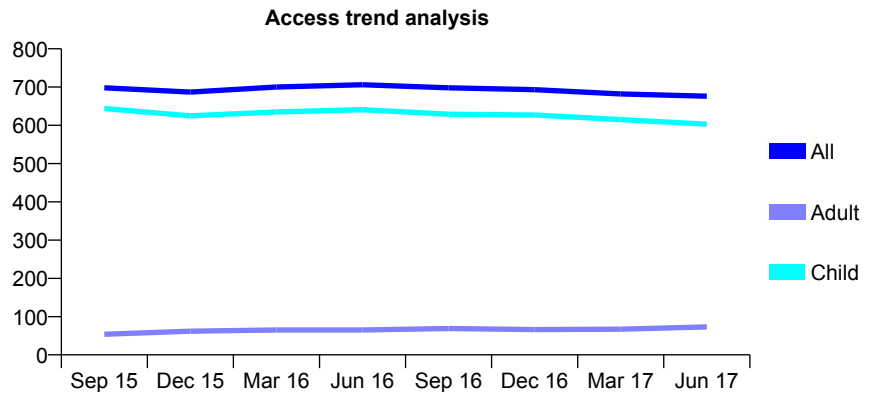
Q44 - Vital Signs At a Glance Contract Report for 812528/0001 - June 2017

Name or company name	MR PM DIGBY
Contract type name	GDS Contract
Purpose of contract	General
Contract start date	01/04/2006
Contract end date	

17/18 Contracted general activity (UDA)	1,600
Carry forward general activity (UDA)	0
17/18 Contracted orthodontic activity (UOA)	0
Carry forward orthodontic activity (UOA)	0
Baseline contract value	£36,340.46

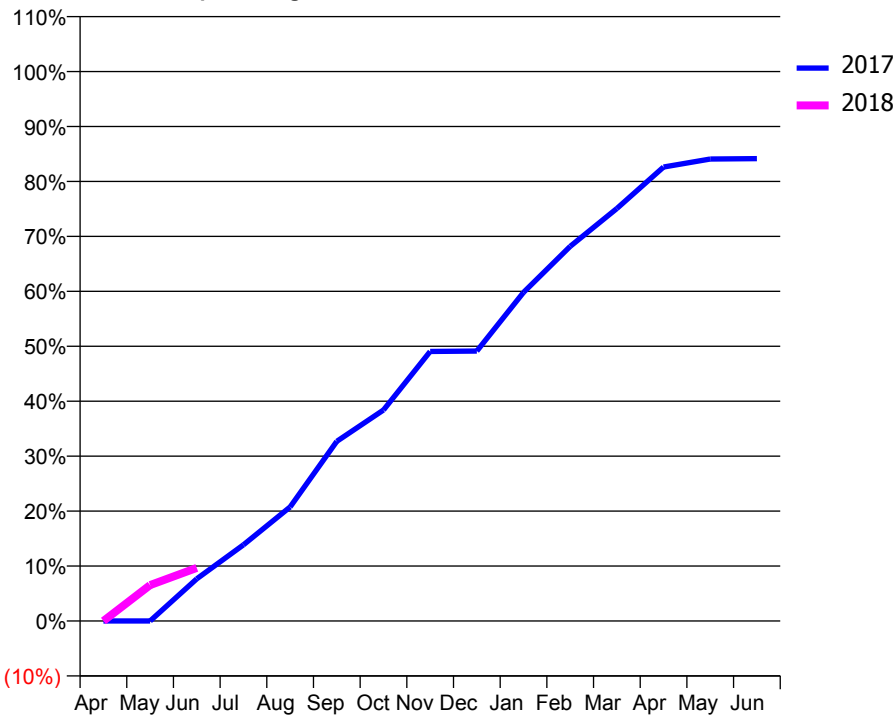
ACCESS*

Patients seen in 24 months	Total	Change since previous quarter
Quarter ending June 2016	706	
Quarter ending September 2016	698	↓
Quarter ending December 2016	693	→
Quarter ending March 2017	682	↓
Quarter ending June 2017	676	→
Variance since June 2016	(4.2%)	↓



ACTIVITY

Cumulative percentage of contracted UDA delivered 2017 & 2018



Month	Adjusted Scheduled Activity (UDA)	
	2017	2018
April	0	0
May	0	105
June	123	155
July	222	
August	332	
September	523	
October	615	
November	785	
December	786	
January	957	
February	1,091	
March	1,201	
April	1,322	
May	1,345	
June	1,346	

QUALITY

	Quantity	Base Number	Contract	AT	Region	England
% of FP17s for the same patient ID Re-attending within 3 months - Children	16	215	7.4%	11.9%	13.0%	12.0%
% of FP17s for the same patient ID Re-attending within 3 months - Adults	0	0	N/A	17.0%	16.6%	16.0%
% of FP17s for the same patient ID Re-attending between 3 & 9 months - Children	171	215	79.5%	57.3%	59.5%	58.0%
% of FP17s for the same patient ID Re-attending between 3 & 9 months - Adults	0	0	N/A	51.3%	53.1%	50.9%
% of FP17s for Band 1 Urgent Courses	9	121	7.4%	9.7%	9.3%	9.1%
% of FP17s Relating to Free Repair or Replacements	0	121	0.0%	1.1%	1.0%	0.8%
% of FP17s Relating to Continuations	0	121	0.0%	1.4%	1.3%	1.1%
% of Patients satisfied with the dentistry they have received	1	1	N/A	92.7%	91.9%	91.7%
% of Patients satisfied with the time they had to wait for an appointment	1	1	N/A	92.5%	88.7%	88.0%

* This is based on patients treated on this contract for their most recent course of treatment. Figures in italics indicate the base number of FP17s or Patient Questionnaire responses are less than 100. N/A is shown where the base number of responses is less than 10 during the period. % is calculated as Quantity/Base number*100

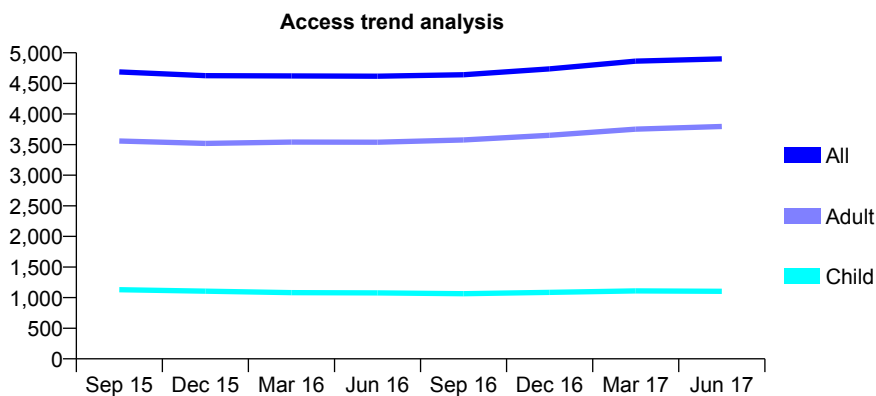
Q44 - Vital Signs At a Glance Contract Report for 813397/0001 - June 2017

Name or company name	MR MP MEREDITH
Contract type name	GDS Contract
Purpose of contract	General
Contract start date	01/04/2006
Contract end date	

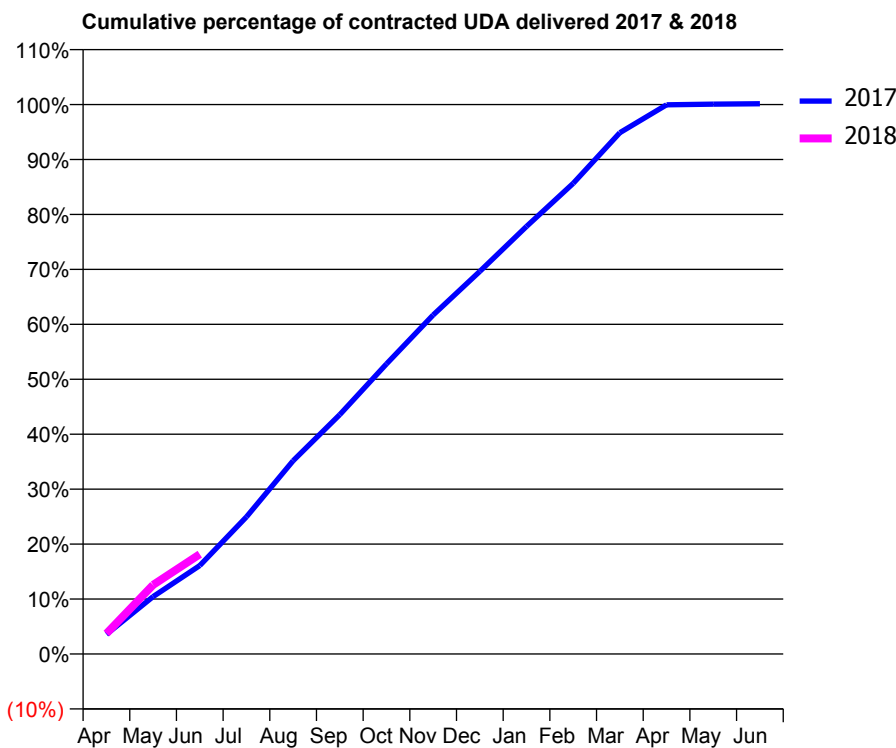
17/18 Contracted general activity (UDA)	13,200
Carry forward general activity (UDA)	0
17/18 Contracted orthodontic activity (UOA)	0
Carry forward orthodontic activity (UOA)	0
Baseline contract value	£348,825.35

ACCESS*

Patients seen in 24 months	Total	Change since previous quarter
Quarter ending June 2016	4,617	
Quarter ending September 2016	4,641	→
Quarter ending December 2016	4,738	↑
Quarter ending March 2017	4,863	↑
Quarter ending June 2017	4,900	→
Variance since June 2016	6.1%	↑



ACTIVITY



Month	Adjusted Scheduled Activity (UDA)	
	2017	2018
April	472	492
May	1,380	1,660
June	2,126	2,398
July	3,293	
August	4,642	
September	5,751	
October	6,970	
November	8,145	
December	9,192	
January	10,270	
February	11,307	
March	12,524	
April	13,193	
May	13,209	
June	13,217	

QUALITY

	Quantity	Base Number	Contract	AT	Region	England
% of FP17s for the same patient ID Re-attending within 3 months - Children	49	408	12.0%	11.9%	13.0%	12.0%
% of FP17s for the same patient ID Re-attending within 3 months - Adults	236	1,270	18.6%	17.0%	16.6%	16.0%
% of FP17s for the same patient ID Re-attending between 3 & 9 months - Children	237	408	58.1%	57.3%	59.5%	58.0%
% of FP17s for the same patient ID Re-attending between 3 & 9 months - Adults	626	1,270	49.3%	51.3%	53.1%	50.9%
% of FP17s for Band 1 Urgent Courses	103	1,368	7.5%	9.7%	9.3%	9.1%
% of FP17s Relating to Free Repair or Replacements	27	1,368	2.0%	1.1%	1.0%	0.8%
% of FP17s Relating to Continuations	24	1,368	1.8%	1.4%	1.3%	1.1%
% of Patients satisfied with the dentistry they have received	11	12	91.7%	92.7%	91.9%	91.7%
% of Patients satisfied with the time they had to wait for an appointment	11	12	91.7%	92.5%	88.7%	88.0%

* This is based on patients treated on this contract for their most recent course of treatment. Figures in italics indicate the base number of FP17s or Patient Questionnaire responses are less than 100. N/A is shown where the base number of responses is less than 10 during the period. % is calculated as Quantity/Base number*100

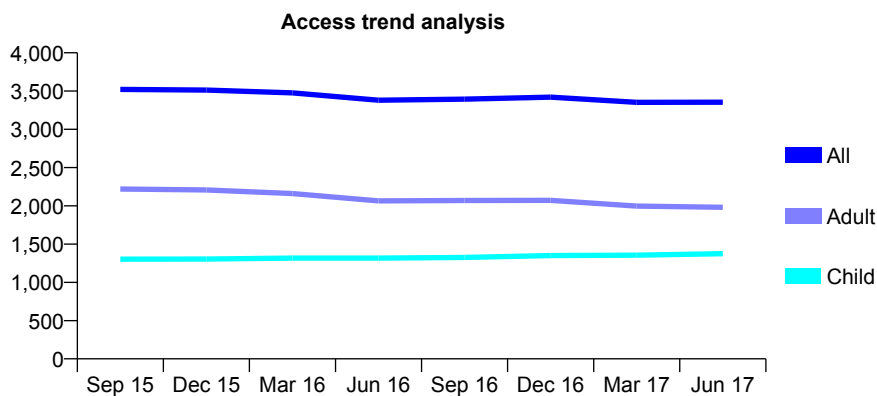
Q44 - Vital Signs At a Glance Contract Report for 813540/0001 - June 2017

Name or company name	MR PD SHERRARD
Contract type name	GDS Contract
Purpose of contract	General
Contract start date	01/04/2006
Contract end date	

17/18 Contracted general activity (UDA)	9,000
Carry forward general activity (UDA)	0
17/18 Contracted orthodontic activity (UOA)	0
Carry forward orthodontic activity (UOA)	0
Baseline contract value	£259,955.37

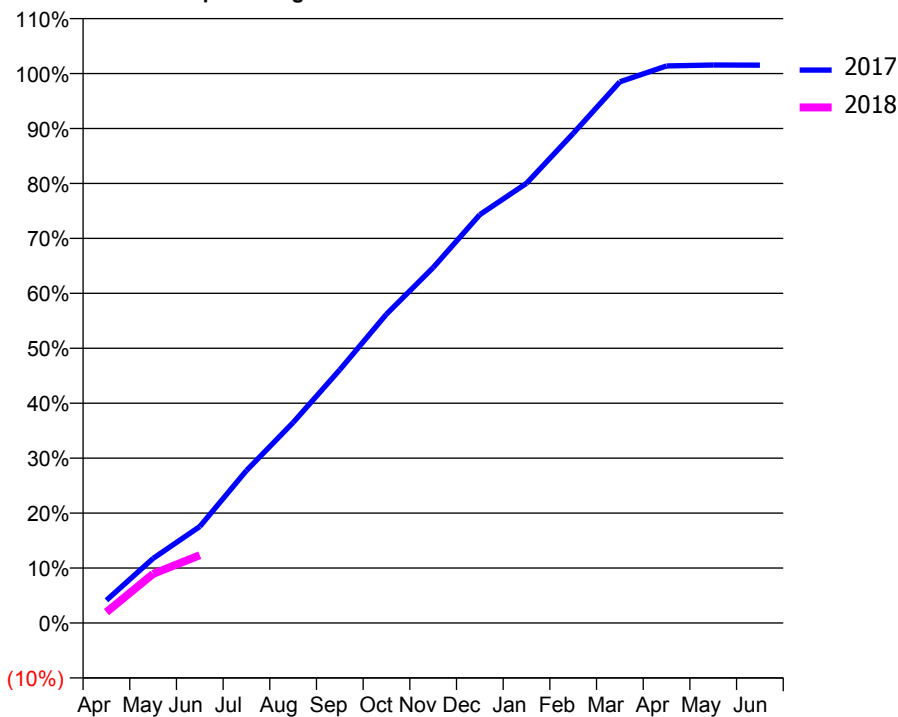
ACCESS*

Patients seen in 24 months	Total	Change since previous quarter
Quarter ending June 2016	3,381	
Quarter ending September 2016	3,395	→
Quarter ending December 2016	3,421	→
Quarter ending March 2017	3,352	↓
Quarter ending June 2017	3,355	→
Variance since June 2016	(0.8%)	→



ACTIVITY

Cumulative percentage of contracted UDA delivered 2017 & 2018



Month	Adjusted Scheduled Activity (UDA)	
	2017	2018
April	371	178
May	1,059	804
June	1,579	1,110
July	2,497	
August	3,285	
September	4,149	
October	5,060	
November	5,822	
December	6,690	
January	7,201	
February	8,018	
March	8,865	
April	9,123	
May	9,138	
June	9,137	

QUALITY

	Quantity	Base Number	Contract	AT	Region	England
% of FP17s for the same patient ID Re-attending within 3 months - Children	26	331	7.9%	11.9%	13.0%	12.0%
% of FP17s for the same patient ID Re-attending within 3 months - Adults	54	348	15.5%	17.0%	16.6%	16.0%
% of FP17s for the same patient ID Re-attending between 3 & 9 months - Children	155	331	46.8%	57.3%	59.5%	58.0%
% of FP17s for the same patient ID Re-attending between 3 & 9 months - Adults	107	348	30.7%	51.3%	53.1%	50.9%
% of FP17s for Band 1 Urgent Courses	96	537	17.9%	9.7%	9.3%	9.1%
% of FP17s Relating to Free Repair or Replacements	1	537	0.2%	1.1%	1.0%	0.8%
% of FP17s Relating to Continuations	1	537	0.2%	1.4%	1.3%	1.1%
% of Patients satisfied with the dentistry they have received	12	13	92.3%	92.7%	91.9%	91.7%
% of Patients satisfied with the time they had to wait for an appointment	12	13	92.3%	92.5%	88.7%	88.0%

* This is based on patients treated on this contract for their most recent course of treatment. Figures in italics indicate the base number of FP17s or Patient Questionnaire responses are less than 100. N/A is shown where the base number of responses is less than 10 during the period. % is calculated as Quantity/Base number*100

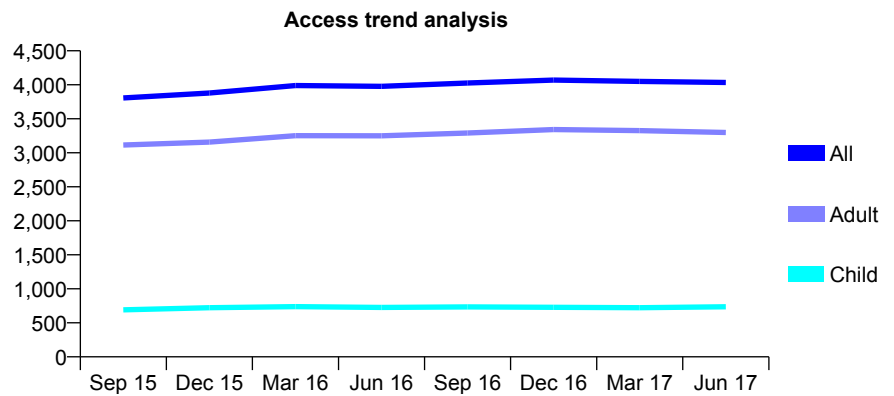
Q44 - Vital Signs At a Glance Contract Report for 815489/0001 - June 2017

Name or company name	MR JS HIBBERT
Contract type name	GDS Contract
Purpose of contract	General
Contract start date	01/04/2006
Contract end date	

17/18 Contracted general activity (UDA)	11,380
Carry forward general activity (UDA)	0
17/18 Contracted orthodontic activity (UOA)	0
Carry forward orthodontic activity (UOA)	0
Baseline contract value	£323,197.92

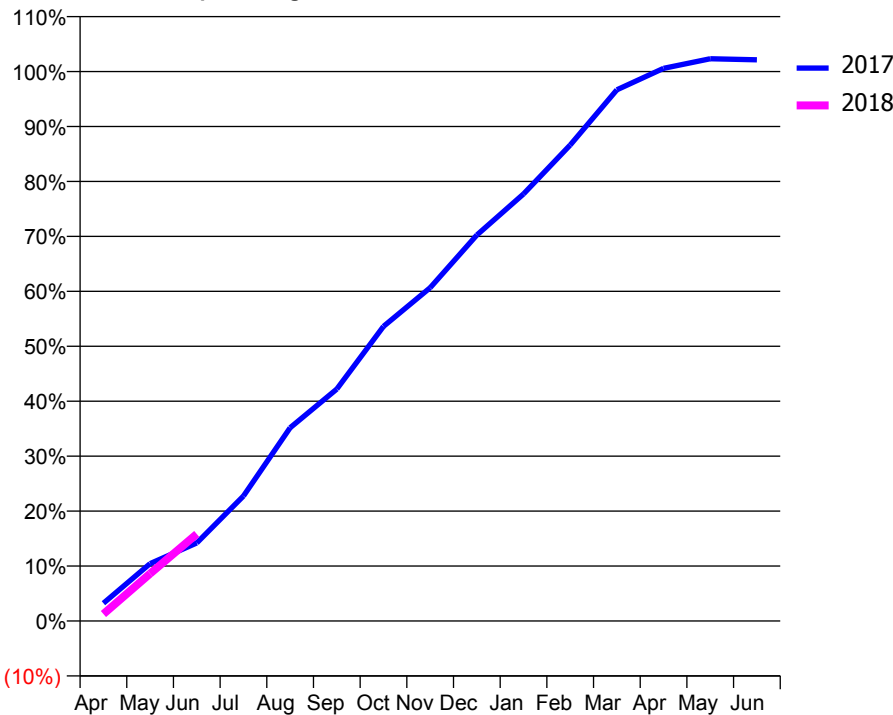
ACCESS*

Patients seen in 24 months	Total	Change since previous quarter
Quarter ending June 2016	3,977	
Quarter ending September 2016	4,027	→
Quarter ending December 2016	4,070	→
Quarter ending March 2017	4,050	→
Quarter ending June 2017	4,035	→
Variance since June 2016	1.5%	→



ACTIVITY

Cumulative percentage of contracted UDA delivered 2017 & 2018



Month	Adjusted Scheduled Activity (UDA)	
	2017	2018
April	368	145
May	1,188	982
June	1,617	1,803
July	2,588	
August	4,002	
September	4,804	
October	6,101	
November	6,902	
December	7,993	
January	8,843	
February	9,858	
March	11,001	
April	11,446	
May	11,644	
June	11,623	

QUALITY

	Quantity	Base Number	Contract	AT	Region	England
% of FP17s for the same patient ID Re-attending within 3 months - Children	23	262	8.8%	11.9%	13.0%	12.0%
% of FP17s for the same patient ID Re-attending within 3 months - Adults	103	853	12.1%	17.0%	16.6%	16.0%
% of FP17s for the same patient ID Re-attending between 3 & 9 months - Children	158	262	60.3%	57.3%	59.5%	58.0%
% of FP17s for the same patient ID Re-attending between 3 & 9 months - Adults	381	853	44.7%	51.3%	53.1%	50.9%
% of FP17s for Band 1 Urgent Courses	93	851	10.9%	9.7%	9.3%	9.1%
% of FP17s Relating to Free Repair or Replacements	4	851	0.5%	1.1%	1.0%	0.8%
% of FP17s Relating to Continuations	14	851	1.6%	1.4%	1.3%	1.1%
% of Patients satisfied with the dentistry they have received	12	12	100.0%	92.7%	91.9%	91.7%
% of Patients satisfied with the time they had to wait for an appointment	12	12	100.0%	92.5%	88.7%	88.0%

* This is based on patients treated on this contract for their most recent course of treatment. Figures in italics indicate the base number of FP17s or Patient Questionnaire responses are less than 100. N/A is shown where the base number of responses is less than 10 during the period. % is calculated as Quantity/Base number*100

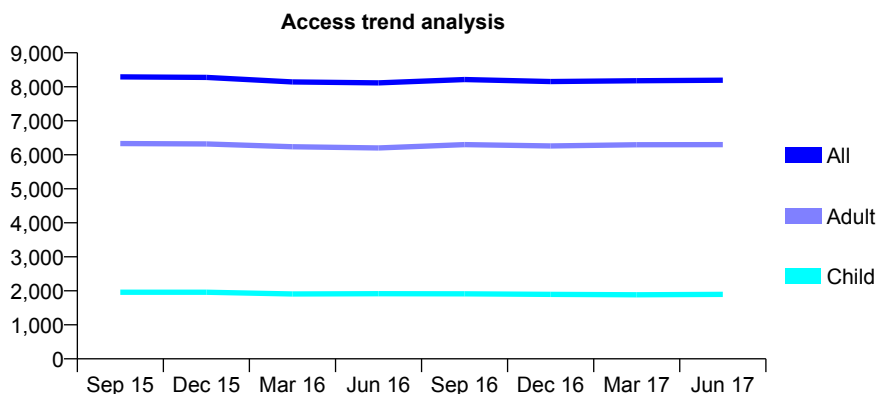
Q44 - Vital Signs At a Glance Contract Report for 826588/0001 - June 2017

Name or company name	MR MA SIMPSON
Contract type name	GDS Contract
Purpose of contract	General
Contract start date	01/04/2006
Contract end date	

17/18 Contracted general activity (UDA)	22,295
Carry forward general activity (UDA)	0
17/18 Contracted orthodontic activity (UOA)	0
Carry forward orthodontic activity (UOA)	0
Baseline contract value	£577,893.07

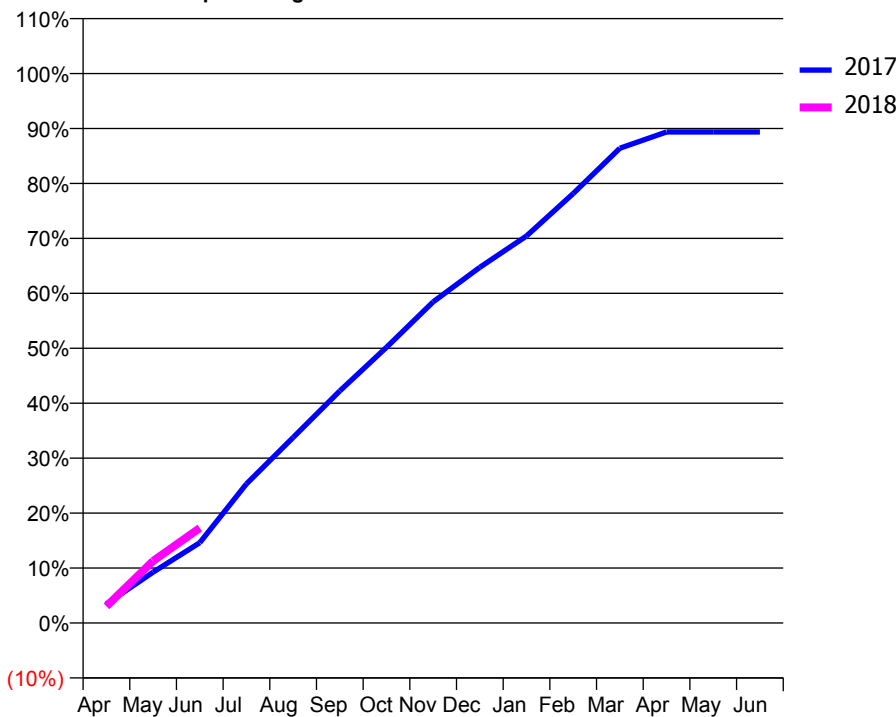
ACCESS*

Patients seen in 24 months	Total	Change since previous quarter
Quarter ending June 2016	8,115	
Quarter ending September 2016	8,212	→
Quarter ending December 2016	8,156	→
Quarter ending March 2017	8,178	→
Quarter ending June 2017	8,196	→
Variance since June 2016	1.0%	→



ACTIVITY

Cumulative percentage of contracted UDA delivered 2017 & 2018



Adjusted Scheduled Activity (UDA)

Month	2017	2018
April	777	681
May	2,064	2,520
June	3,259	3,857
July	5,648	
August	7,526	
September	9,416	
October	11,188	
November	13,028	
December	14,433	
January	15,702	
February	17,424	
March	19,264	
April	19,924	
May	19,923	
June	19,924	

QUALITY

	Quantity	Base Number	Contract	AT	Region	England
% of FP17s for the same patient ID Re-attending within 3 months - Children	53	690	7.7%	11.9%	13.0%	12.0%
% of FP17s for the same patient ID Re-attending within 3 months - Adults	348	2,116	16.4%	17.0%	16.6%	16.0%
% of FP17s for the same patient ID Re-attending between 3 & 9 months - Children	403	690	58.4%	57.3%	59.5%	58.0%
% of FP17s for the same patient ID Re-attending between 3 & 9 months - Adults	1,132	2,116	53.5%	51.3%	53.1%	50.9%
% of FP17s for Band 1 Urgent Courses	405	2,405	16.8%	9.7%	9.3%	9.1%
% of FP17s Relating to Free Repair or Replacements	28	2,405	1.2%	1.1%	1.0%	0.8%
% of FP17s Relating to Continuations	28	2,405	1.2%	1.4%	1.3%	1.1%
% of Patients satisfied with the dentistry they have received	15	17	88.2%	92.7%	91.9%	91.7%
% of Patients satisfied with the time they had to wait for an appointment	12	17	70.6%	92.5%	88.7%	88.0%

* This is based on patients treated on this contract for their most recent course of treatment. Figures in italics indicate the base number of FP17s or Patient Questionnaire responses are less than 100. N/A is shown where the base number of responses is less than 10 during the period. % is calculated as Quantity/Base number*100

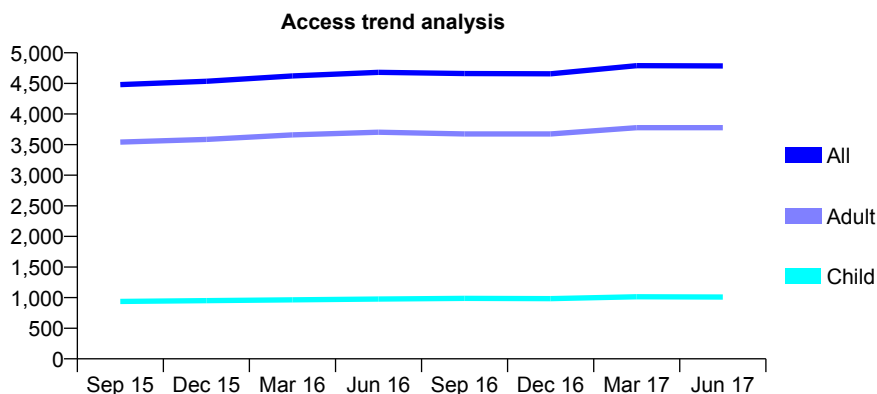
Q44 - Vital Signs At a Glance Contract Report for 826588/0002 - June 2017

Name or company name	MR MA SIMPSON
Contract type name	GDS Contract
Purpose of contract	General
Contract start date	01/07/2007
Contract end date	

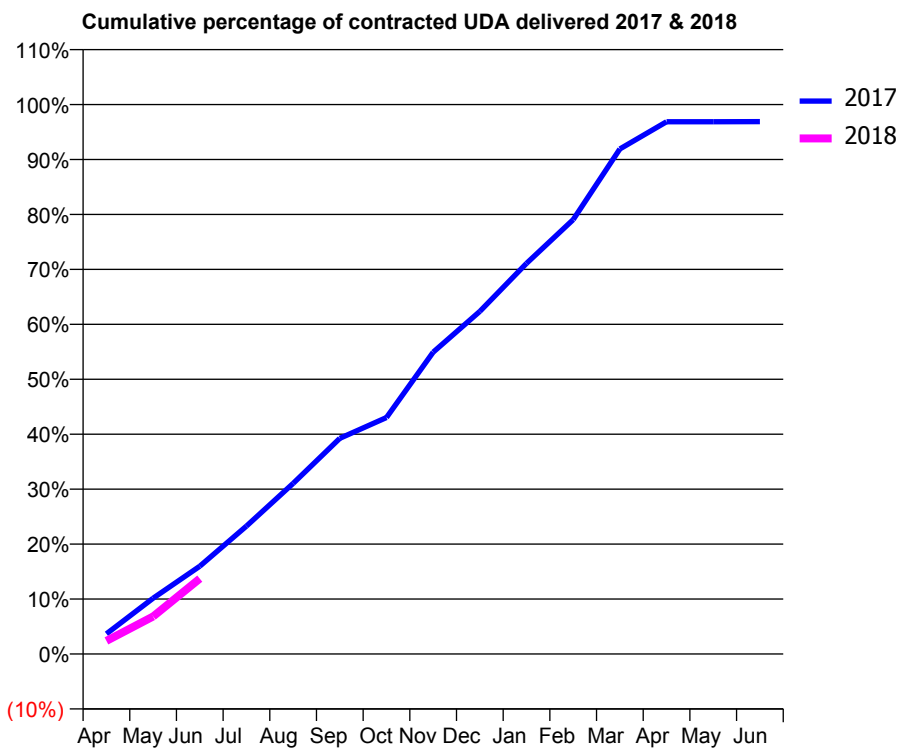
17/18 Contracted general activity (UDA)	15,392
Carry forward general activity (UDA)	0
17/18 Contracted orthodontic activity (UOA)	0
Carry forward orthodontic activity (UOA)	0
Baseline contract value	£359,215.20

ACCESS*

Patients seen in 24 months	Total	Change since previous quarter
Quarter ending June 2016	4,680	
Quarter ending September 2016	4,662	→
Quarter ending December 2016	4,657	→
Quarter ending March 2017	4,790	↑
Quarter ending June 2017	4,786	→
Variance since June 2016	2.3%	↑



ACTIVITY



Month	Adjusted Scheduled Activity (UDA)	
	2017	2018
April	567	369
May	1,564	1,051
June	2,459	2,112
July	3,584	
August	4,780	
September	6,042	
October	6,624	
November	8,456	
December	9,599	
January	10,944	
February	12,166	
March	14,146	
April	14,907	
May	14,907	
June	14,911	

QUALITY

	Quantity	Base Number	Contract	AT	Region	England
% of FP17s for the same patient ID Re-attending within 3 months - Children	32	340	9.4%	11.9%	13.0%	12.0%
% of FP17s for the same patient ID Re-attending within 3 months - Adults	165	1,215	13.6%	17.0%	16.6%	16.0%
% of FP17s for the same patient ID Re-attending between 3 & 9 months - Children	225	340	66.2%	57.3%	59.5%	58.0%
% of FP17s for the same patient ID Re-attending between 3 & 9 months - Adults	780	1,215	64.2%	51.3%	53.1%	50.9%
% of FP17s for Band 1 Urgent Courses	144	1,223	11.8%	9.7%	9.3%	9.1%
% of FP17s Relating to Free Repair or Replacements	8	1,223	0.7%	1.1%	1.0%	0.8%
% of FP17s Relating to Continuations	10	1,223	0.8%	1.4%	1.3%	1.1%
% of Patients satisfied with the dentistry they have received	15	15	100.0%	92.7%	91.9%	91.7%
% of Patients satisfied with the time they had to wait for an appointment	13	15	86.7%	92.5%	88.7%	88.0%

* This is based on patients treated on this contract for their most recent course of treatment. Figures in italics indicate the base number of FP17s or Patient Questionnaire responses are less than 100. N/A is shown where the base number of responses is less than 10 during the period. % is calculated as Quantity/Base number*100

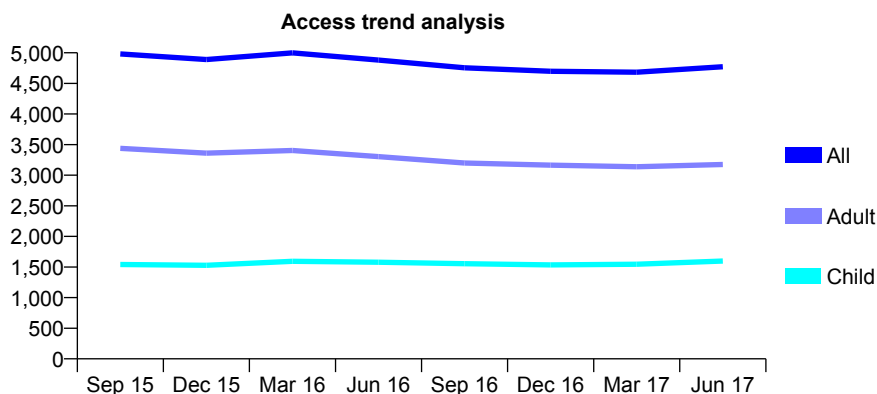
Q44 - Vital Signs At a Glance Contract Report for 840777/0001 - June 2017

Name or company name	MRS NA COPPOCK
Contract type name	GDS Contract
Purpose of contract	General
Contract start date	01/04/2006
Contract end date	

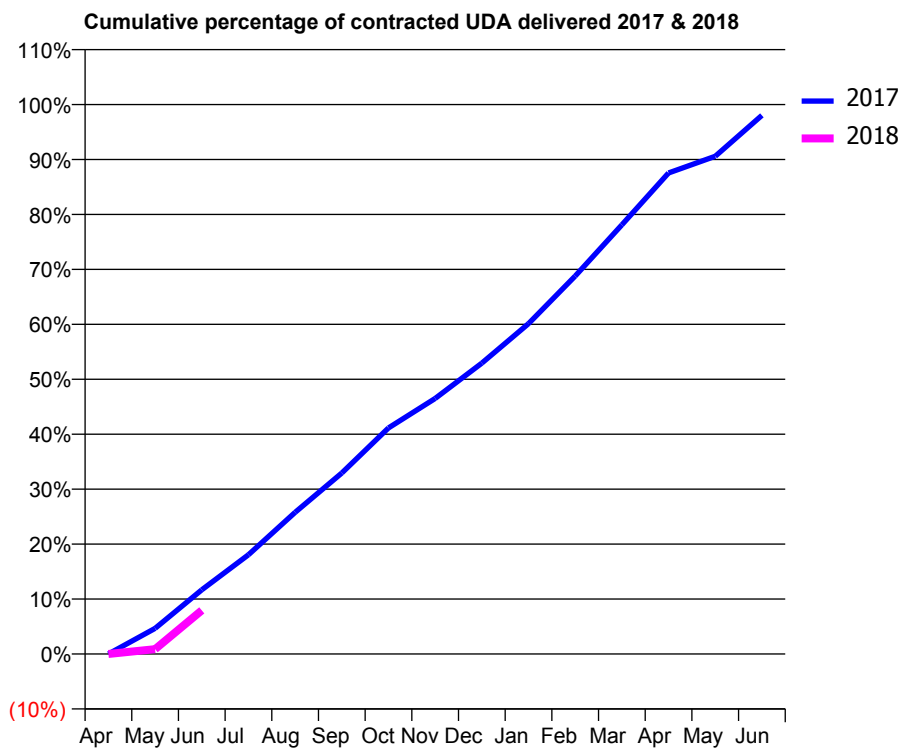
17/18 Contracted general activity (UDA)	14,752
Carry forward general activity (UDA)	0
17/18 Contracted orthodontic activity (UOA)	0
Carry forward orthodontic activity (UOA)	0
Baseline contract value	£350,163.51

ACCESS*

Patients seen in 24 months	Total	Change since previous quarter
Quarter ending June 2016	4,882	
Quarter ending September 2016	4,755	↓
Quarter ending December 2016	4,699	↓
Quarter ending March 2017	4,684	→
Quarter ending June 2017	4,772	→
Variance since June 2016	(2.3%)	↓



ACTIVITY



Month	Adjusted Scheduled Activity (UDA)	
	2017	2018
April	0	0
May	688	131
June	1,724	1,171
July	2,666	
August	3,805	
September	4,861	
October	6,069	
November	6,862	
December	7,811	
January	8,870	
February	10,148	
March	11,521	
April	12,916	
May	13,360	
June	14,460	

QUALITY

	Quantity	Base Number	Contract	AT	Region	England
% of FP17s for the same patient ID Re-attending within 3 months - Children	59	740	8.0%	11.9%	13.0%	12.0%
% of FP17s for the same patient ID Re-attending within 3 months - Adults	234	1,341	17.4%	17.0%	16.6%	16.0%
% of FP17s for the same patient ID Re-attending between 3 & 9 months - Children	342	740	46.2%	57.3%	59.5%	58.0%
% of FP17s for the same patient ID Re-attending between 3 & 9 months - Adults	627	1,341	46.8%	51.3%	53.1%	50.9%
% of FP17s for Band 1 Urgent Courses	15	605	2.5%	9.7%	9.3%	9.1%
% of FP17s Relating to Free Repair or Replacements	9	605	1.5%	1.1%	1.0%	0.8%
% of FP17s Relating to Continuations	19	605	3.1%	1.4%	1.3%	1.1%
% of Patients satisfied with the dentistry they have received	4	5	N/A	92.7%	91.9%	91.7%
% of Patients satisfied with the time they had to wait for an appointment	3	5	N/A	92.5%	88.7%	88.0%

* This is based on patients treated on this contract for their most recent course of treatment. Figures in italics indicate the base number of FP17s or Patient Questionnaire responses are less than 100. N/A is shown where the base number of responses is less than 10 during the period. % is calculated as Quantity/Base number*100

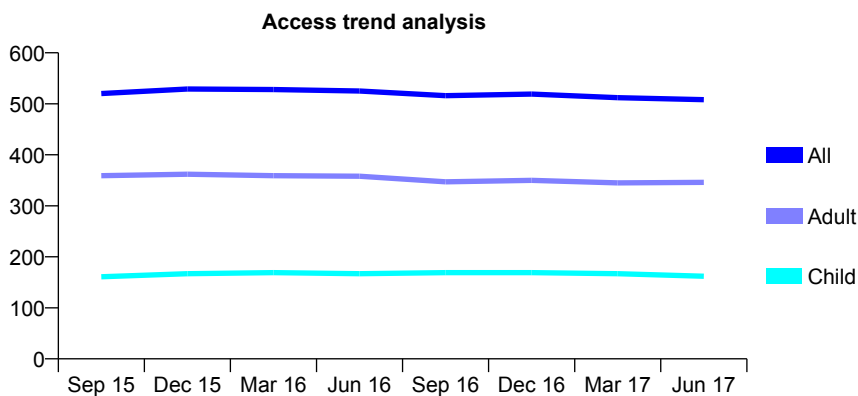
Q44 - Vital Signs At a Glance Contract Report for 843970/0001 - June 2017

Name or company name	MR DM FAGAN-DOUGLAS
Contract type name	GDS Contract
Purpose of contract	General
Contract start date	01/06/2008
Contract end date	

17/18 Contracted general activity (UDA)	2,352
Carry forward general activity (UDA)	0
17/18 Contracted orthodontic activity (UOA)	0
Carry forward orthodontic activity (UOA)	0
Baseline contract value	£58,882.23

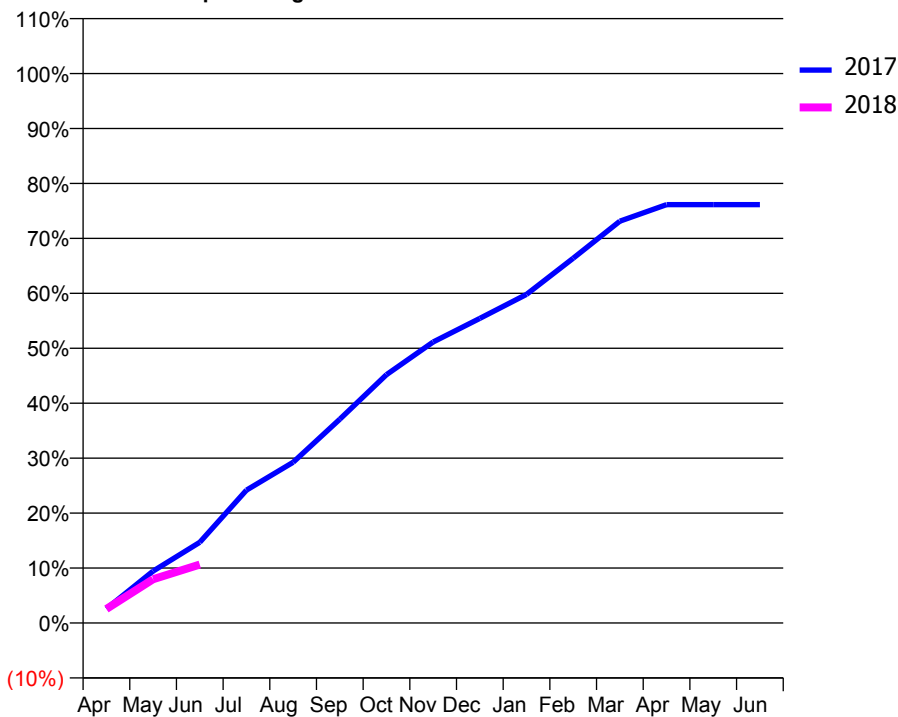
ACCESS*

Patients seen in 24 months	Total	Change since previous quarter
Quarter ending June 2016	525	
Quarter ending September 2016	516	↓
Quarter ending December 2016	519	→
Quarter ending March 2017	512	↓
Quarter ending June 2017	508	→
Variance since June 2016	(3.2%)	↓



ACTIVITY

Cumulative percentage of contracted UDA delivered 2017 & 2018



Adjusted Scheduled Activity (UDA)

Month	2017	2018
April	61	60
May	222	187
June	346	250
July	569	
August	688	
September	872	
October	1,063	
November	1,203	
December	1,304	
January	1,407	
February	1,561	
March	1,720	
April	1,791	
May	1,791	
June	1,791	

QUALITY

	Quantity	Base Number	Contract	AT	Region	England
% of FP17s for the same patient ID Re-attending within 3 months - Children	1	51	2.0%	11.9%	13.0%	12.0%
% of FP17s for the same patient ID Re-attending within 3 months - Adults	29	122	23.8%	17.0%	16.6%	16.0%
% of FP17s for the same patient ID Re-attending between 3 & 9 months - Children	33	51	64.7%	57.3%	59.5%	58.0%
% of FP17s for the same patient ID Re-attending between 3 & 9 months - Adults	70	122	57.4%	51.3%	53.1%	50.9%
% of FP17s for Band 1 Urgent Courses	10	140	7.1%	9.7%	9.3%	9.1%
% of FP17s Relating to Free Repair or Replacements	3	140	2.1%	1.1%	1.0%	0.8%
% of FP17s Relating to Continuations	3	140	2.1%	1.4%	1.3%	1.1%
% of Patients satisfied with the dentistry they have received	0	0	N/A	92.7%	91.9%	91.7%
% of Patients satisfied with the time they had to wait for an appointment	0	0	N/A	92.5%	88.7%	88.0%

* This is based on patients treated on this contract for their most recent course of treatment. Figures in italics indicate the base number of FP17s or Patient Questionnaire responses are less than 100. N/A is shown where the base number of responses is less than 10 during the period. % is calculated as Quantity/Base number*100

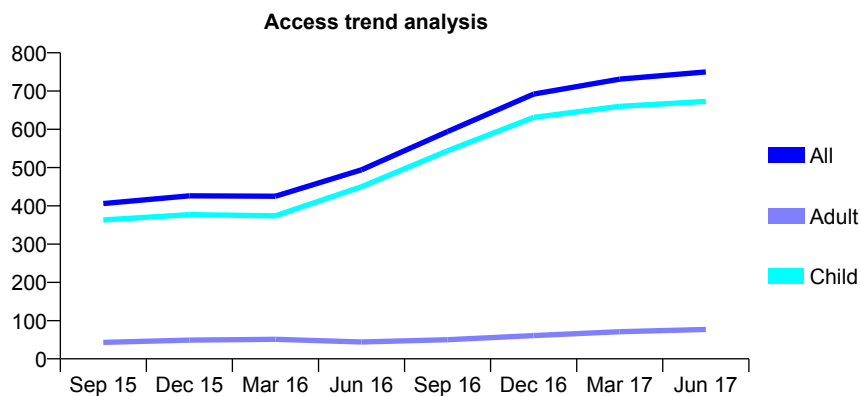
Q44 - Vital Signs At a Glance Contract Report for 859893/0001 - June 2017

Name or company name	MR CP CALDWELL
Contract type name	PDS Contract
Purpose of contract	General
Contract start date	01/04/2008
Contract end date	31/03/2018

17/18 Contracted general activity (UDA)	1,480
Carry forward general activity (UDA)	0
17/18 Contracted orthodontic activity (UOA)	0
Carry forward orthodontic activity (UOA)	0
Baseline contract value	£34,543.18

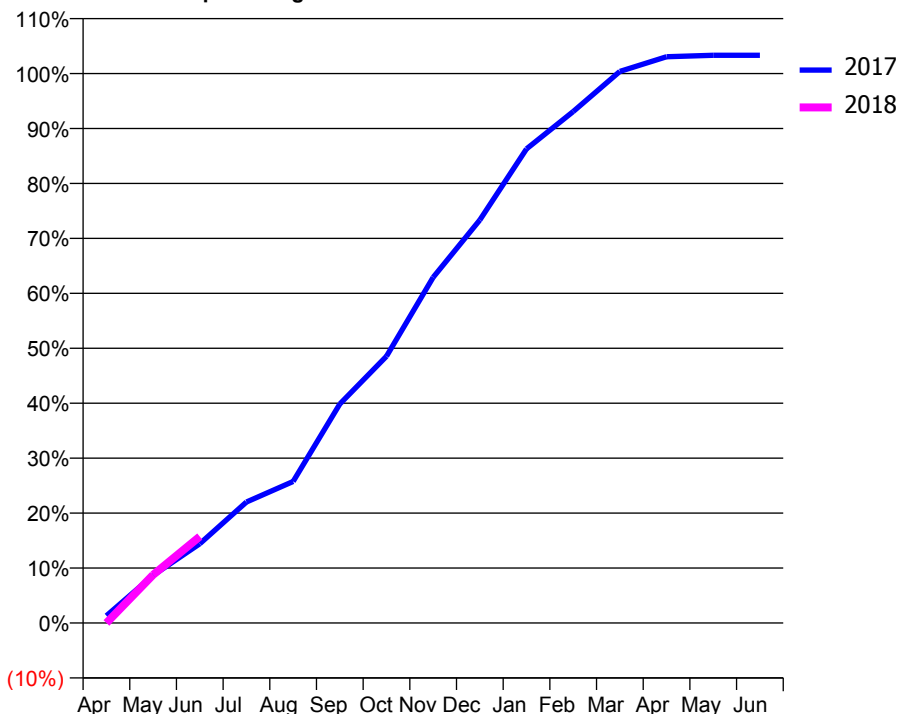
ACCESS*

Patients seen in 24 months	Total	Change since previous quarter
Quarter ending June 2016	494	
Quarter ending September 2016	594	↑
Quarter ending December 2016	692	↑
Quarter ending March 2017	731	↑
Quarter ending June 2017	750	↑
Variance since June 2016	51.8%	↑



ACTIVITY

Cumulative percentage of contracted UDA delivered 2017 & 2018



Month	Adjusted Scheduled Activity (UDA)	
	2017	2018
April	19	0
May	128	130
June	214	233
July	326	
August	381	
September	590	
October	718	
November	931	
December	1,086	
January	1,277	
February	1,377	
March	1,486	
April	1,525	
May	1,529	
June	1,529	

QUALITY

	Quantity	Base Number	Contract	AT	Region	England
% of FP17s for the same patient ID Re-attending within 3 months - Children	14	215	6.5%	11.9%	13.0%	12.0%
% of FP17s for the same patient ID Re-attending within 3 months - Adults	0	8	0.0%	17.0%	16.6%	16.0%
% of FP17s for the same patient ID Re-attending between 3 & 9 months - Children	120	215	55.8%	57.3%	59.5%	58.0%
% of FP17s for the same patient ID Re-attending between 3 & 9 months - Adults	6	8	75.0%	51.3%	53.1%	50.9%
% of FP17s for Band 1 Urgent Courses	15	194	7.7%	9.7%	9.3%	9.1%
% of FP17s Relating to Free Repair or Replacements	0	194	0.0%	1.1%	1.0%	0.8%
% of FP17s Relating to Continuations	0	194	0.0%	1.4%	1.3%	1.1%
% of Patients satisfied with the dentistry they have received	0	0	N/A	92.7%	91.9%	91.7%
% of Patients satisfied with the time they had to wait for an appointment	0	0	N/A	92.5%	88.7%	88.0%

* This is based on patients treated on this contract for their most recent course of treatment. Figures in italics indicate the base number of FP17s or Patient Questionnaire responses are less than 100. N/A is shown where the base number of responses is less than 10 during the period. % is calculated as Quantity/Base number*100

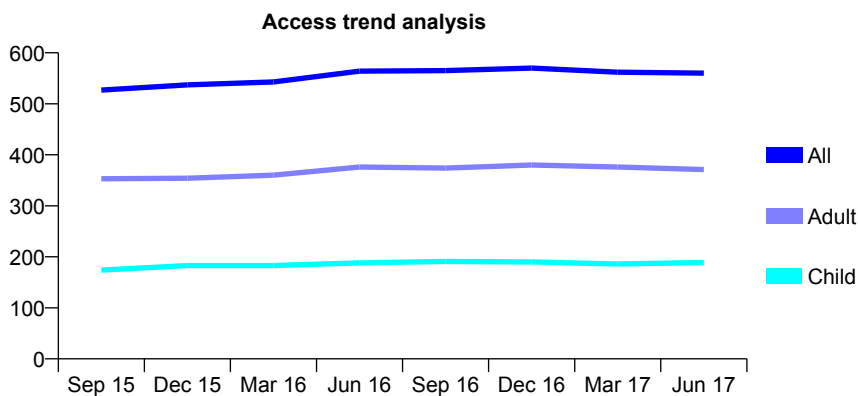
Q44 - Vital Signs At a Glance Contract Report for 861928/0001 - June 2017

Name or company name	MR PA FARRELL
Contract type name	GDS Contract
Purpose of contract	General
Contract start date	01/10/2006
Contract end date	

17/18 Contracted general activity (UDA)	1,081
Carry forward general activity (UDA)	0
17/18 Contracted orthodontic activity (UOA)	0
Carry forward orthodontic activity (UOA)	0
Baseline contract value	£29,254.06

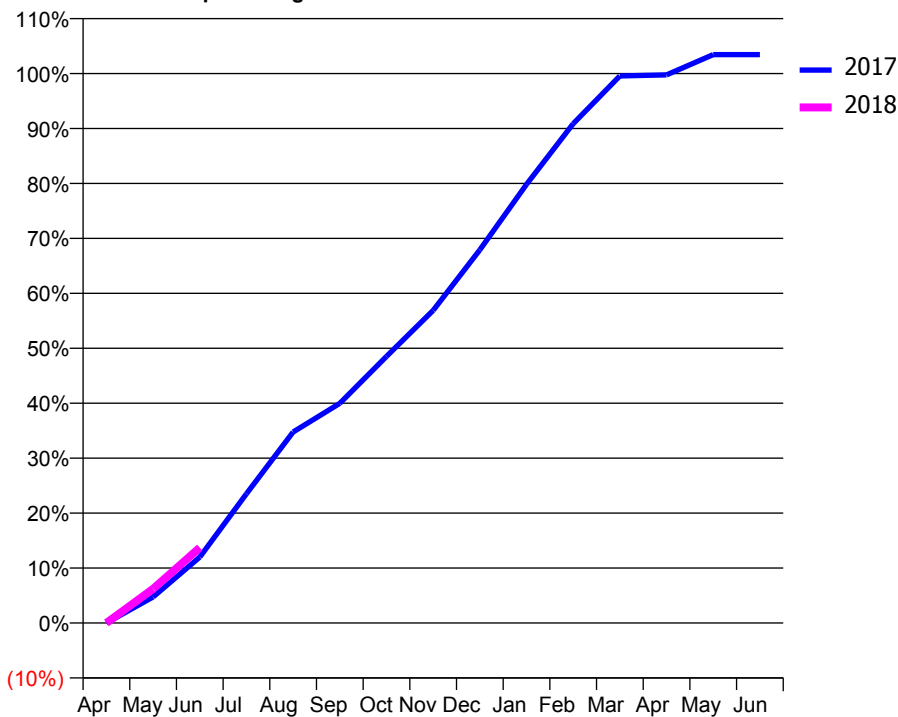
ACCESS*

Patients seen in 24 months	Total	Change since previous quarter
Quarter ending June 2016	564	
Quarter ending September 2016	565	→
Quarter ending December 2016	570	→
Quarter ending March 2017	562	↓
Quarter ending June 2017	560	→
Variance since June 2016	(0.7%)	→



ACTIVITY

Cumulative percentage of contracted UDA delivered 2017 & 2018



Month	Adjusted Scheduled Activity (UDA)	
	2017	2018
April	0	0
May	51	67
June	130	148
July	254	
August	376	
September	432	
October	524	
November	615	
December	734	
January	863	
February	982	
March	1,076	
April	1,078	
May	1,118	
June	1,118	

QUALITY

	Quantity	Base Number	Contract	AT	Region	England
% of FP17s for the same patient ID Re-attending within 3 months - Children	2	49	4.1%	11.9%	13.0%	12.0%
% of FP17s for the same patient ID Re-attending within 3 months - Adults	12	92	13.0%	17.0%	16.6%	16.0%
% of FP17s for the same patient ID Re-attending between 3 & 9 months - Children	28	49	57.1%	57.3%	59.5%	58.0%
% of FP17s for the same patient ID Re-attending between 3 & 9 months - Adults	51	92	55.4%	51.3%	53.1%	50.9%
% of FP17s for Band 1 Urgent Courses	7	108	6.5%	9.7%	9.3%	9.1%
% of FP17s Relating to Free Repair or Replacements	0	108	0.0%	1.1%	1.0%	0.8%
% of FP17s Relating to Continuations	0	108	0.0%	1.4%	1.3%	1.1%
% of Patients satisfied with the dentistry they have received	3	3	N/A	92.7%	91.9%	91.7%
% of Patients satisfied with the time they had to wait for an appointment	3	3	N/A	92.5%	88.7%	88.0%

* This is based on patients treated on this contract for their most recent course of treatment. Figures in italics indicate the base number of FP17s or Patient Questionnaire responses are less than 100. N/A is shown where the base number of responses is less than 10 during the period. % is calculated as Quantity/Base number*100

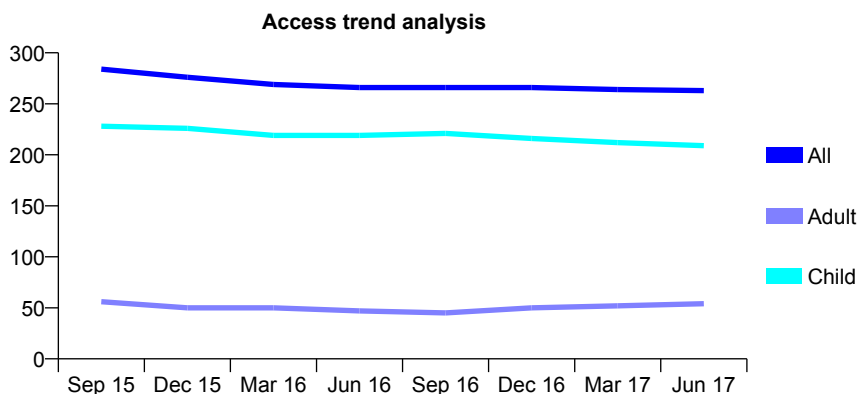
Q44 - Vital Signs At a Glance Contract Report for 906875/0001 - June 2017

Name or company name	MR NP SMITH
Contract type name	GDS Contract
Purpose of contract	General
Contract start date	01/04/2006
Contract end date	

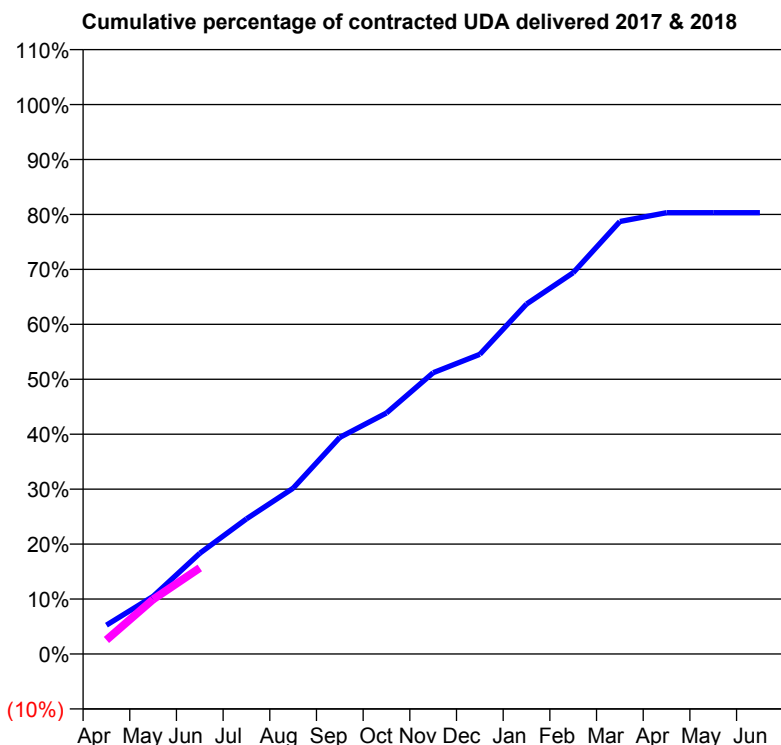
17/18 Contracted general activity (UDA)	1,100
Carry forward general activity (UDA)	0
17/18 Contracted orthodontic activity (UOA)	0
Carry forward orthodontic activity (UOA)	0
Baseline contract value	£23,342.00

ACCESS*

Patients seen in 24 months	Total	Change since previous quarter
Quarter ending June 2016	266	
Quarter ending September 2016	266	→
Quarter ending December 2016	266	→
Quarter ending March 2017	264	→
Quarter ending June 2017	263	→
Variance since June 2016	(1.1%)	↓



ACTIVITY



Month	Adjusted Scheduled Activity (UDA)	
	2017	2018
April	63	28
May	126	109
June	220	172
July	295	
August	362	
September	473	
October	526	
November	614	
December	654	
January	764	
February	833	
March	945	
April	964	
May	964	
June	964	

QUALITY

	Quantity	Base Number	Contract	AT	Region	England
% of FP17s for the same patient ID Re-attending within 3 months - Children	2	82	2.4%	11.9%	13.0%	12.0%
% of FP17s for the same patient ID Re-attending within 3 months - Adults	0	3	0.0%	17.0%	16.6%	16.0%
% of FP17s for the same patient ID Re-attending between 3 & 9 months - Children	63	82	76.8%	57.3%	59.5%	58.0%
% of FP17s for the same patient ID Re-attending between 3 & 9 months - Adults	3	3	100.0%	51.3%	53.1%	50.9%
% of FP17s for Band 1 Urgent Courses	1	78	1.3%	9.7%	9.3%	9.1%
% of FP17s Relating to Free Repair or Replacements	0	78	0.0%	1.1%	1.0%	0.8%
% of FP17s Relating to Continuations	0	78	0.0%	1.4%	1.3%	1.1%
% of Patients satisfied with the dentistry they have received	0	0	N/A	92.7%	91.9%	91.7%
% of Patients satisfied with the time they had to wait for an appointment	0	0	N/A	92.5%	88.7%	88.0%

* This is based on patients treated on this contract for their most recent course of treatment. Figures in italics indicate the base number of FP17s or Patient Questionnaire responses are less than 100. N/A is shown where the base number of responses is less than 10 during the period. % is calculated as Quantity/Base number*100

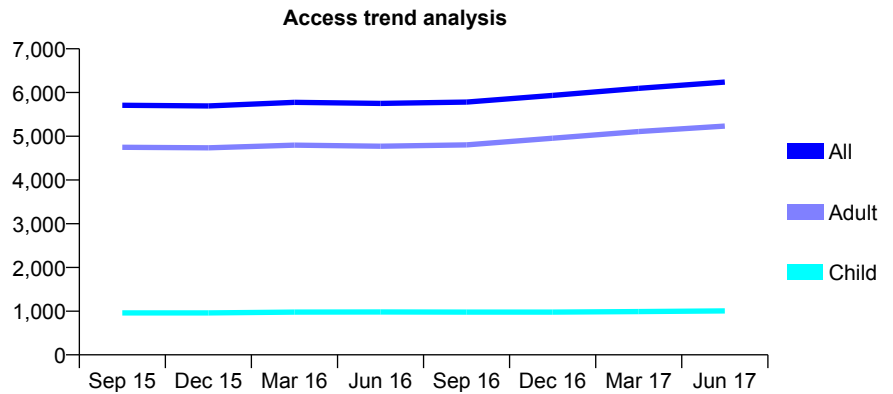
Q44 - Vital Signs At a Glance Contract Report for 912956/0001 - June 2017

Name or company name	MR MJ SOLAN
Contract type name	GDS Contract
Purpose of contract	General
Contract start date	01/04/2006
Contract end date	

17/18 Contracted general activity (UDA)	18,568
Carry forward general activity (UDA)	0
17/18 Contracted orthodontic activity (UOA)	0
Carry forward orthodontic activity (UOA)	0
Baseline contract value	£502,724.77

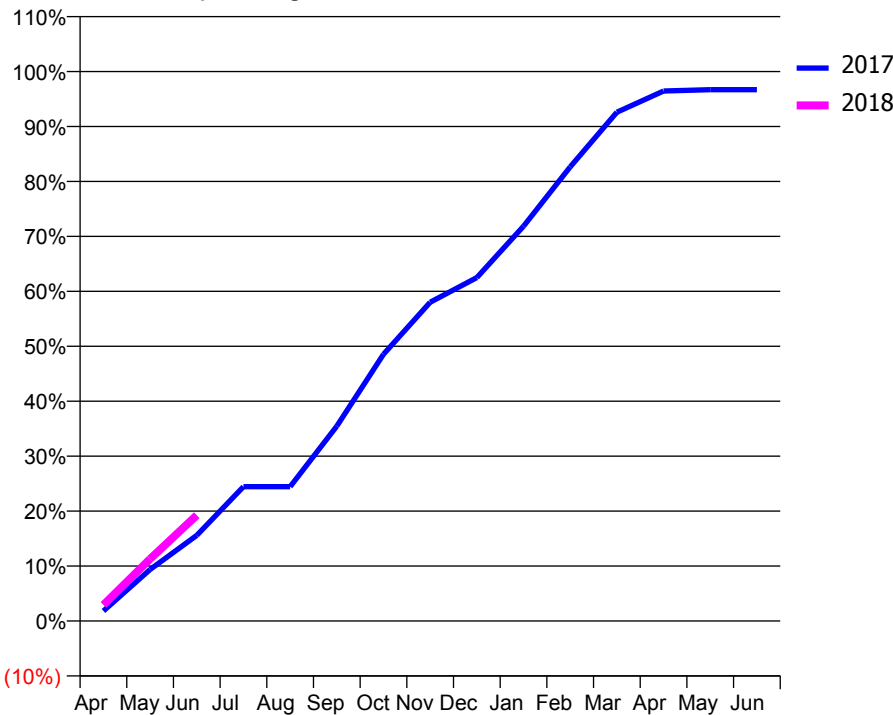
ACCESS*

Patients seen in 24 months	Total	Change since previous quarter
Quarter ending June 2016	5,752	
Quarter ending September 2016	5,780	→
Quarter ending December 2016	5,933	↑
Quarter ending March 2017	6,097	↑
Quarter ending June 2017	6,238	↑
Variance since June 2016	8.4%	↑



ACTIVITY

Cumulative percentage of contracted UDA delivered 2017 & 2018



Adjusted Scheduled Activity (UDA)		
Month	2017	2018
April	339	541
May	1,740	2,096
June	2,896	3,575
July	4,539	
August	4,539	
September	6,585	
October	9,015	
November	10,772	
December	11,605	
January	13,340	
February	15,347	
March	17,193	
April	17,907	
May	17,955	
June	17,954	

QUALITY

	Quantity	Base Number	Contract	AT	Region	England
% of FP17s for the same patient ID Re-attending within 3 months - Children	19	339	5.6%	11.9%	13.0%	12.0%
% of FP17s for the same patient ID Re-attending within 3 months - Adults	206	1,655	12.4%	17.0%	16.6%	16.0%
% of FP17s for the same patient ID Re-attending between 3 & 9 months - Children	189	339	55.8%	57.3%	59.5%	58.0%
% of FP17s for the same patient ID Re-attending between 3 & 9 months - Adults	916	1,655	55.3%	51.3%	53.1%	50.9%
% of FP17s for Band 1 Urgent Courses	48	1,684	2.9%	9.7%	9.3%	9.1%
% of FP17s Relating to Free Repair or Replacements	39	1,684	2.3%	1.1%	1.0%	0.8%
% of FP17s Relating to Continuations	15	1,684	0.9%	1.4%	1.3%	1.1%
% of Patients satisfied with the dentistry they have received	24	25	96.0%	92.7%	91.9%	91.7%
% of Patients satisfied with the time they had to wait for an appointment	23	25	92.0%	92.5%	88.7%	88.0%

* This is based on patients treated on this contract for their most recent course of treatment. Figures in italics indicate the base number of FP17s or Patient Questionnaire responses are less than 100. N/A is shown where the base number of responses is less than 10 during the period. % is calculated as Quantity/Base number*100

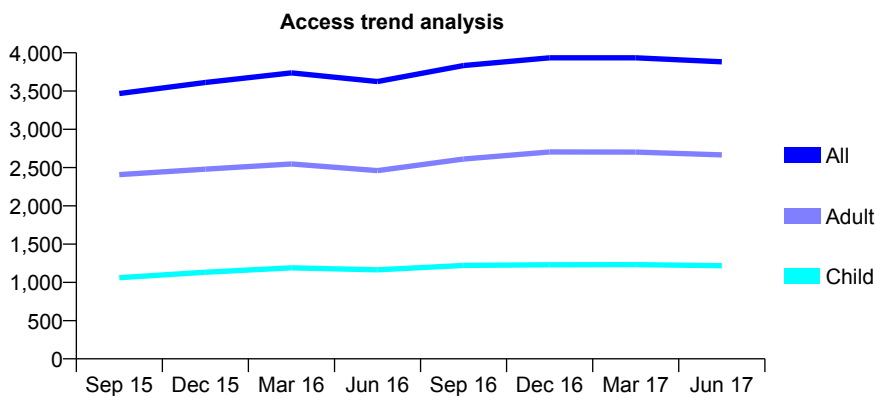
Q44 - Vital Signs At a Glance Contract Report for 914215/0001 - June 2017

Name or company name	MISS AM O'HARE
Contract type name	GDS Contract
Purpose of contract	General
Contract start date	01/04/2006
Contract end date	

17/18 Contracted general activity (UDA)	9,700
Carry forward general activity (UDA)	0
17/18 Contracted orthodontic activity (UOA)	0
Carry forward orthodontic activity (UOA)	0
Baseline contract value	£297,792.13

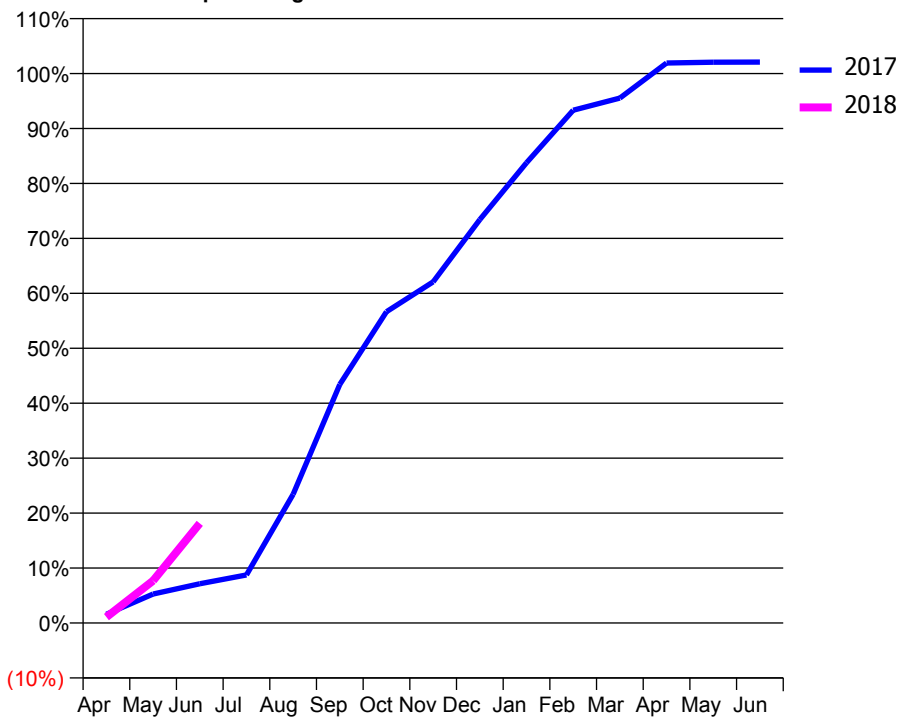
ACCESS*

Patients seen in 24 months	Total	Change since previous quarter
Quarter ending June 2016	3,625	
Quarter ending September 2016	3,833	↑
Quarter ending December 2016	3,934	↑
Quarter ending March 2017	3,934	→
Quarter ending June 2017	3,883	↓
Variance since June 2016	7.1%	↑



ACTIVITY

Cumulative percentage of contracted UDA delivered 2017 & 2018



Month	Adjusted Scheduled Activity (UDA)	
	2017	2018
April	154	106
May	512	747
June	693	1,761
July	849	
August	2,273	
September	4,213	
October	5,496	
November	6,024	
December	7,121	
January	8,125	
February	9,052	
March	9,266	
April	9,884	
May	9,900	
June	9,901	

QUALITY

	Quantity	Base Number	Contract	AT	Region	England
% of FP17s for the same patient ID Re-attending within 3 months - Children	25	396	6.3%	11.9%	13.0%	12.0%
% of FP17s for the same patient ID Re-attending within 3 months - Adults	52	657	7.9%	17.0%	16.6%	16.0%
% of FP17s for the same patient ID Re-attending between 3 & 9 months - Children	184	396	46.5%	57.3%	59.5%	58.0%
% of FP17s for the same patient ID Re-attending between 3 & 9 months - Adults	281	657	42.8%	51.3%	53.1%	50.9%
% of FP17s for Band 1 Urgent Courses	73	788	9.3%	9.7%	9.3%	9.1%
% of FP17s Relating to Free Repair or Replacements	2	788	0.3%	1.1%	1.0%	0.8%
% of FP17s Relating to Continuations	3	788	0.4%	1.4%	1.3%	1.1%
% of Patients satisfied with the dentistry they have received	12	12	100.0%	92.7%	91.9%	91.7%
% of Patients satisfied with the time they had to wait for an appointment	10	12	83.3%	92.5%	88.7%	88.0%

* This is based on patients treated on this contract for their most recent course of treatment. Figures in italics indicate the base number of FP17s or Patient Questionnaire responses are less than 100. N/A is shown where the base number of responses is less than 10 during the period. % is calculated as Quantity/Base number*100

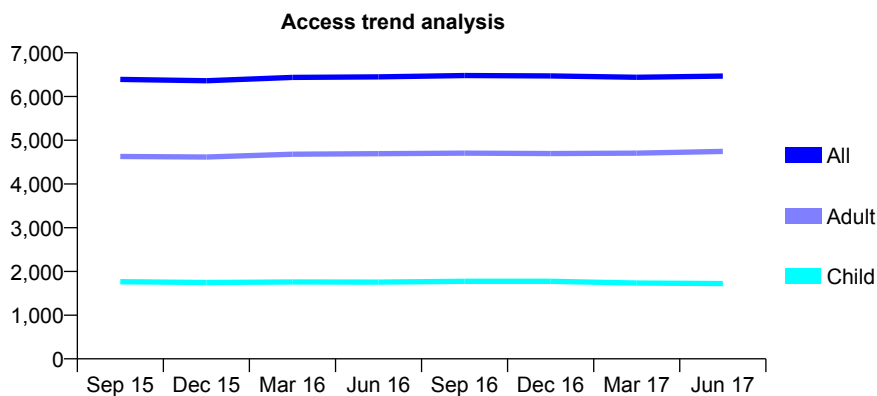
Q44 - Vital Signs At a Glance Contract Report for 914479/0001 - June 2017

Name or company name	MR JP MIMNAGH
Contract type name	GDS Contract
Purpose of contract	General
Contract start date	01/04/2006
Contract end date	

17/18 Contracted general activity (UDA)	16,750
Carry forward general activity (UDA)	0
17/18 Contracted orthodontic activity (UOA)	0
Carry forward orthodontic activity (UOA)	0
Baseline contract value	£497,260.84

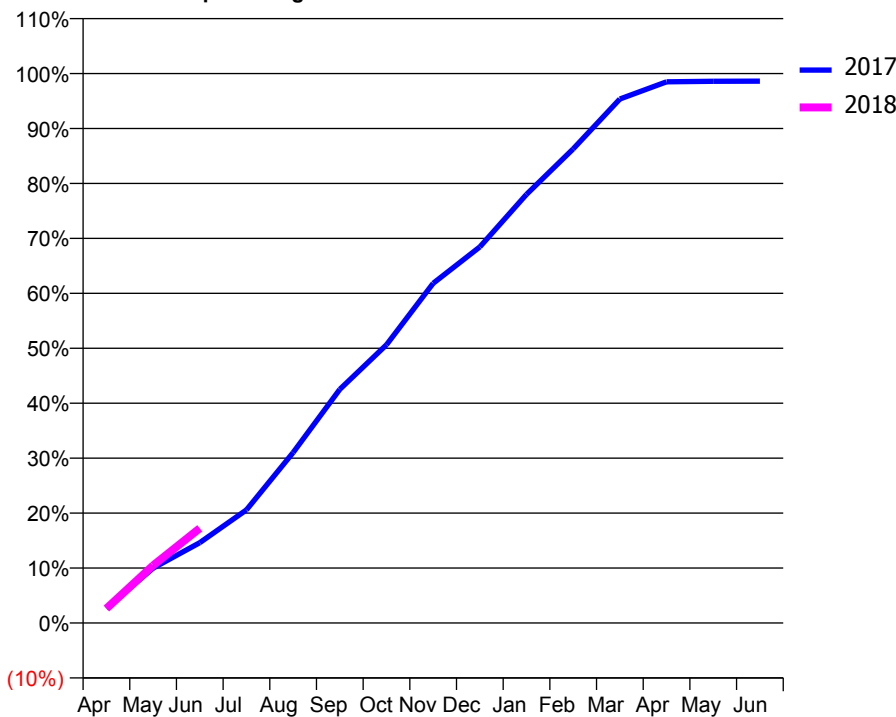
ACCESS*

Patients seen in 24 months	Total	Change since previous quarter
Quarter ending June 2016	6,449	
Quarter ending September 2016	6,479	→
Quarter ending December 2016	6,472	→
Quarter ending March 2017	6,439	→
Quarter ending June 2017	6,468	→
Variance since June 2016	0.3%	→



ACTIVITY

Cumulative percentage of contracted UDA delivered 2017 & 2018



Adjusted Scheduled Activity (UDA)		
Month	2017	2018
April	450	442
May	1,673	1,753
June	2,450	2,888
July	3,450	
August	5,198	
September	7,121	
October	8,483	
November	10,356	
December	11,465	
January	13,068	
February	14,454	
March	15,972	
April	16,498	
May	16,511	
June	16,518	

QUALITY

	Quantity	Base Number	Contract	AT	Region	England
% of FP17s for the same patient ID Re-attending within 3 months - Children	31	435	7.1%	11.9%	13.0%	12.0%
% of FP17s for the same patient ID Re-attending within 3 months - Adults	171	1,162	14.7%	17.0%	16.6%	16.0%
% of FP17s for the same patient ID Re-attending between 3 & 9 months - Children	191	435	43.9%	57.3%	59.5%	58.0%
% of FP17s for the same patient ID Re-attending between 3 & 9 months - Adults	477	1,162	41.0%	51.3%	53.1%	50.9%
% of FP17s for Band 1 Urgent Courses	138	1,211	11.4%	9.7%	9.3%	9.1%
% of FP17s Relating to Free Repair or Replacements	18	1,211	1.5%	1.1%	1.0%	0.8%
% of FP17s Relating to Continuations	18	1,211	1.5%	1.4%	1.3%	1.1%
% of Patients satisfied with the dentistry they have received	26	28	92.9%	92.7%	91.9%	91.7%
% of Patients satisfied with the time they had to wait for an appointment	26	28	92.9%	92.5%	88.7%	88.0%

* This is based on patients treated on this contract for their most recent course of treatment. Figures in italics indicate the base number of FP17s or Patient Questionnaire responses are less than 100. N/A is shown where the base number of responses is less than 10 during the period. % is calculated as Quantity/Base number*100

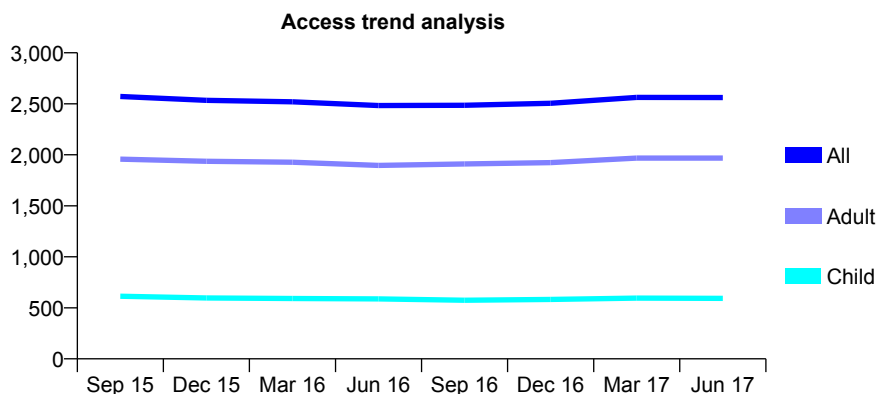
Q44 - Vital Signs At a Glance Contract Report for 927511/0001 - June 2017

Name or company name	MISS AS DEVINE
Contract type name	GDS Contract
Purpose of contract	General
Contract start date	01/04/2006
Contract end date	

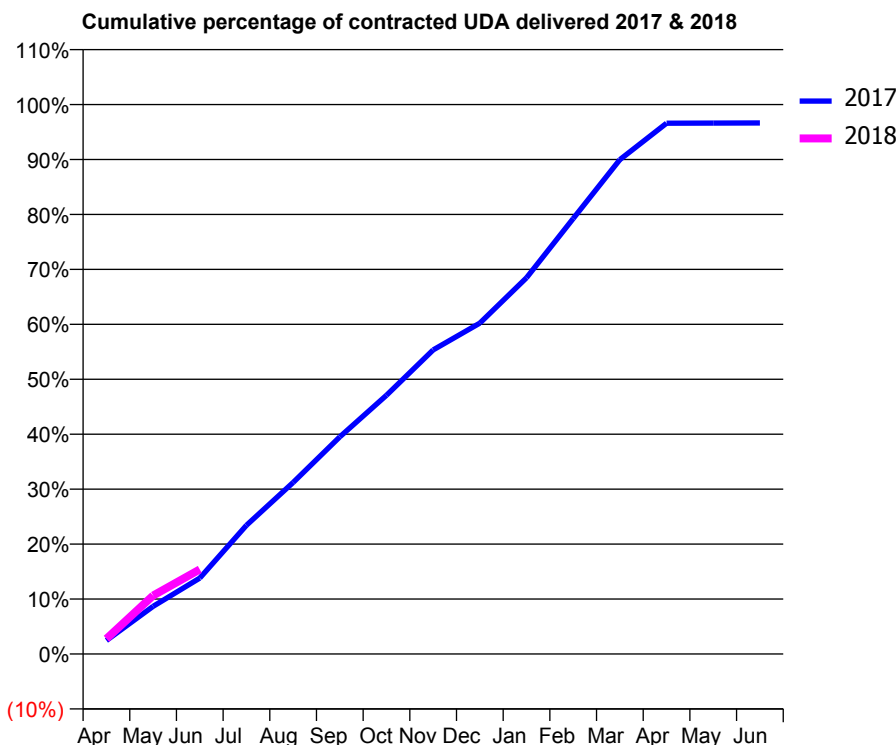
17/18 Contracted general activity (UDA)	7,500
Carry forward general activity (UDA)	0
17/18 Contracted orthodontic activity (UOA)	0
Carry forward orthodontic activity (UOA)	0
Baseline contract value	£201,896.32

ACCESS*

Patients seen in 24 months	Total	Change since previous quarter
Quarter ending June 2016	2,483	
Quarter ending September 2016	2,485	→
Quarter ending December 2016	2,505	→
Quarter ending March 2017	2,563	↑
Quarter ending June 2017	2,561	→
Variance since June 2016	3.1%	↑



ACTIVITY



Month	Adjusted Scheduled Activity (UDA)	
	2017	2018
April	185	209
May	650	798
June	1,036	1,154
July	1,758	
August	2,341	
September	2,963	
October	3,532	
November	4,151	
December	4,516	
January	5,135	
February	5,943	
March	6,747	
April	7,245	
May	7,246	
June	7,248	

QUALITY

	Quantity	Base Number	Contract	AT	Region	England
% of FP17s for the same patient ID Re-attending within 3 months - Children	20	199	10.1%	11.9%	13.0%	12.0%
% of FP17s for the same patient ID Re-attending within 3 months - Adults	166	796	20.9%	17.0%	16.6%	16.0%
% of FP17s for the same patient ID Re-attending between 3 & 9 months - Children	127	199	63.8%	57.3%	59.5%	58.0%
% of FP17s for the same patient ID Re-attending between 3 & 9 months - Adults	441	796	55.4%	51.3%	53.1%	50.9%
% of FP17s for Band 1 Urgent Courses	30	750	4.0%	9.7%	9.3%	9.1%
% of FP17s Relating to Free Repair or Replacements	9	750	1.2%	1.1%	1.0%	0.8%
% of FP17s Relating to Continuations	4	750	0.5%	1.4%	1.3%	1.1%
% of Patients satisfied with the dentistry they have received	8	8	N/A	92.7%	91.9%	91.7%
% of Patients satisfied with the time they had to wait for an appointment	8	8	N/A	92.5%	88.7%	88.0%

* This is based on patients treated on this contract for their most recent course of treatment. Figures in italics indicate the base number of FP17s or Patient Questionnaire responses are less than 100. N/A is shown where the base number of responses is less than 10 during the period. % is calculated as Quantity/Base number*100

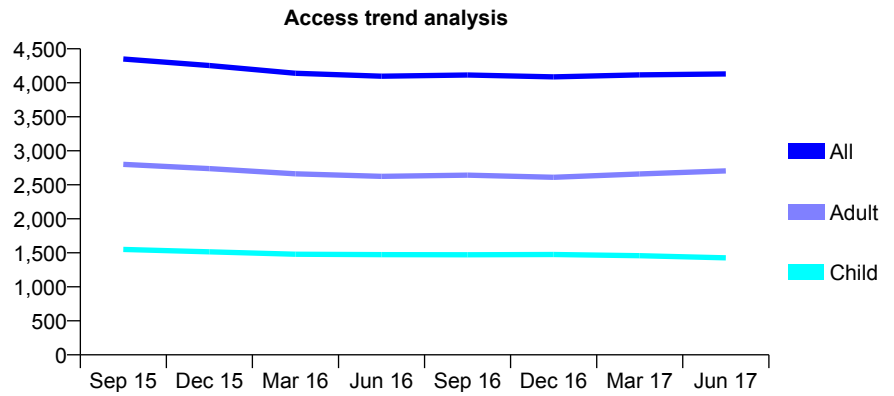
Q44 - Vital Signs At a Glance Contract Report for 931160/0001 - June 2017

Name or company name	MISS EJ MARSDEN
Contract type name	GDS Contract
Purpose of contract	General
Contract start date	01/04/2006
Contract end date	

17/18 Contracted general activity (UDA)	8,915
Carry forward general activity (UDA)	0
17/18 Contracted orthodontic activity (UOA)	0
Carry forward orthodontic activity (UOA)	0
Baseline contract value	£216,186.51

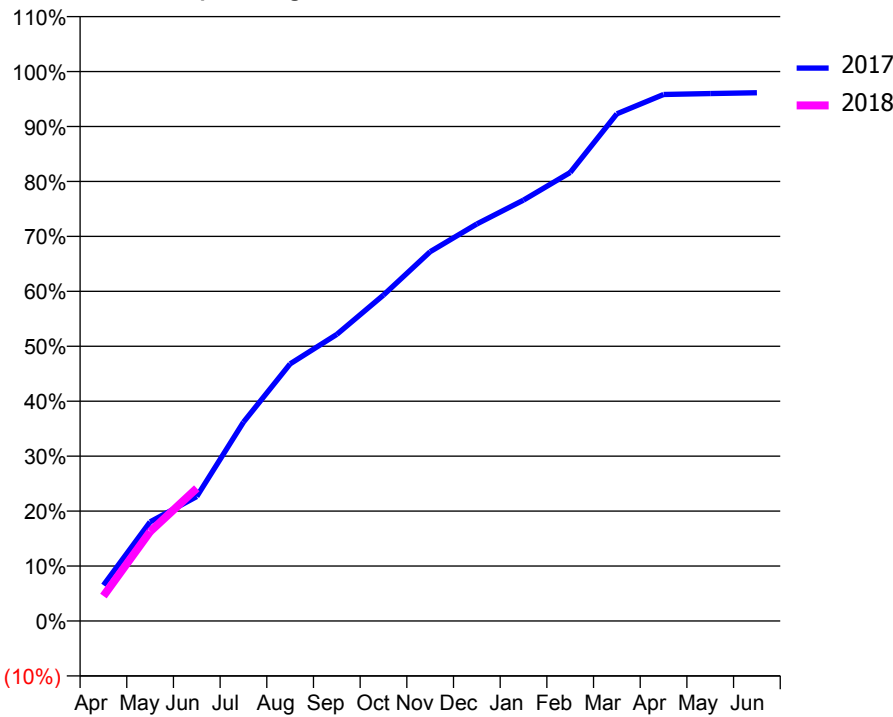
ACCESS*

Patients seen in 24 months	Total	Change since previous quarter
Quarter ending June 2016	4,098	
Quarter ending September 2016	4,115	→
Quarter ending December 2016	4,087	→
Quarter ending March 2017	4,117	→
Quarter ending June 2017	4,131	→
Variance since June 2016	0.8%	→



ACTIVITY

Cumulative percentage of contracted UDA delivered 2017 & 2018



Month	Adjusted Scheduled Activity (UDA)	
	2017	2018
April	580	406
May	1,609	1,452
June	2,019	2,153
July	3,226	
August	4,172	
September	4,650	
October	5,289	
November	5,991	
December	6,441	
January	6,829	
February	7,276	
March	8,228	
April	8,543	
May	8,558	
June	8,570	

QUALITY

	Quantity	Base Number	Contract	AT	Region	England
% of FP17s for the same patient ID Re-attending within 3 months - Children	45	503	8.9%	11.9%	13.0%	12.0%
% of FP17s for the same patient ID Re-attending within 3 months - Adults	116	1,028	11.3%	17.0%	16.6%	16.0%
% of FP17s for the same patient ID Re-attending between 3 & 9 months - Children	303	503	60.2%	57.3%	59.5%	58.0%
% of FP17s for the same patient ID Re-attending between 3 & 9 months - Adults	243	1,028	23.6%	51.3%	53.1%	50.9%
% of FP17s for Band 1 Urgent Courses	83	1,367	6.1%	9.7%	9.3%	9.1%
% of FP17s Relating to Free Repair or Replacements	1	1,367	0.1%	1.1%	1.0%	0.8%
% of FP17s Relating to Continuations	47	1,367	3.4%	1.4%	1.3%	1.1%
% of Patients satisfied with the dentistry they have received	7	7	N/A	92.7%	91.9%	91.7%
% of Patients satisfied with the time they had to wait for an appointment	6	7	N/A	92.5%	88.7%	88.0%

* This is based on patients treated on this contract for their most recent course of treatment. Figures in italics indicate the base number of FP17s or Patient Questionnaire responses are less than 100. N/A is shown where the base number of responses is less than 10 during the period. % is calculated as Quantity/Base number*100

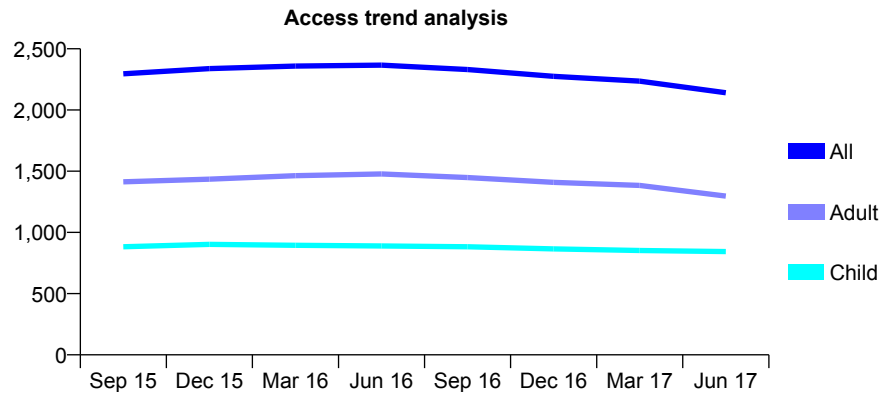
Q44 - Vital Signs At a Glance Contract Report for 933708/0001 - June 2017

Name or company name	MR JW BAX
Contract type name	GDS Contract
Purpose of contract	General
Contract start date	01/04/2006
Contract end date	

17/18 Contracted general activity (UDA)	7,340
Carry forward general activity (UDA)	0
17/18 Contracted orthodontic activity (UOA)	0
Carry forward orthodontic activity (UOA)	0
Baseline contract value	£173,067.46

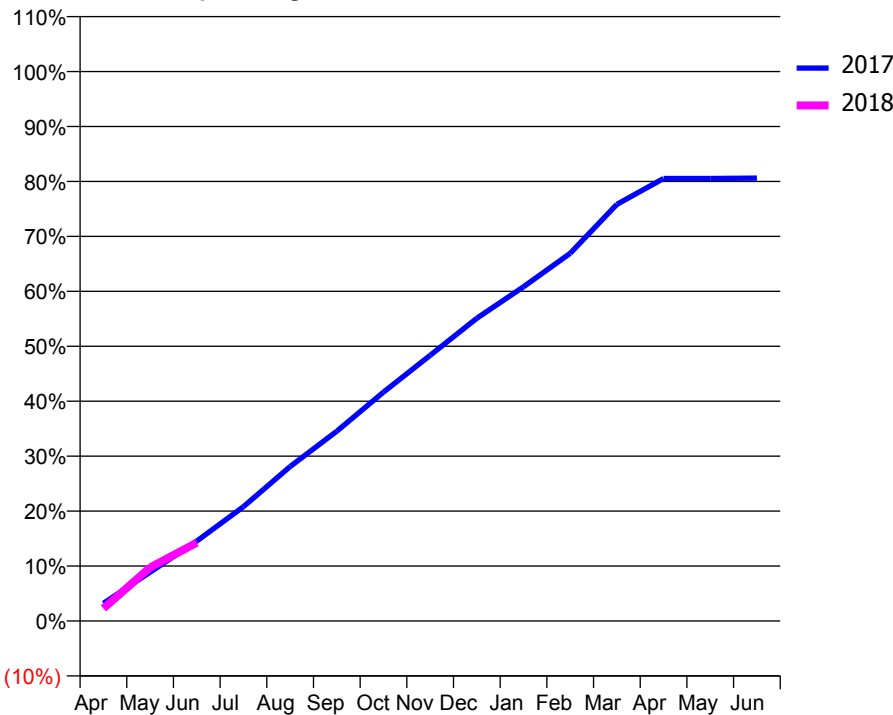
ACCESS*

Patients seen in 24 months	Total	Change since previous quarter
Quarter ending June 2016	2,367	
Quarter ending September 2016	2,331	↓
Quarter ending December 2016	2,275	↓
Quarter ending March 2017	2,236	↓
Quarter ending June 2017	2,141	↓
Variance since June 2016	(9.5%)	↓



ACTIVITY

Cumulative percentage of contracted UDA delivered 2017 & 2018



Month	Adjusted Scheduled Activity (UDA)	
	2017	2018
April	235	169
May	653	714
June	1,067	1,046
July	1,528	
August	2,064	
September	2,536	
October	3,057	
November	3,549	
December	4,044	
January	4,465	
February	4,912	
March	5,566	
April	5,910	
May	5,911	
June	5,916	

QUALITY

	Quantity	Base Number	Contract	AT	Region	England
% of FP17s for the same patient ID Re-attending within 3 months - Children	53	365	14.5%	11.9%	13.0%	12.0%
% of FP17s for the same patient ID Re-attending within 3 months - Adults	80	455	17.6%	17.0%	16.6%	16.0%
% of FP17s for the same patient ID Re-attending between 3 & 9 months - Children	238	365	65.2%	57.3%	59.5%	58.0%
% of FP17s for the same patient ID Re-attending between 3 & 9 months - Adults	300	455	65.9%	51.3%	53.1%	50.9%
% of FP17s for Band 1 Urgent Courses	67	657	10.2%	9.7%	9.3%	9.1%
% of FP17s Relating to Free Repair or Replacements	10	657	1.5%	1.1%	1.0%	0.8%
% of FP17s Relating to Continuations	4	657	0.6%	1.4%	1.3%	1.1%
% of Patients satisfied with the dentistry they have received	6	8	N/A	92.7%	91.9%	91.7%
% of Patients satisfied with the time they had to wait for an appointment	7	8	N/A	92.5%	88.7%	88.0%

* This is based on patients treated on this contract for their most recent course of treatment. Figures in italics indicate the base number of FP17s or Patient Questionnaire responses are less than 100. N/A is shown where the base number of responses is less than 10 during the period. % is calculated as Quantity/Base number*100

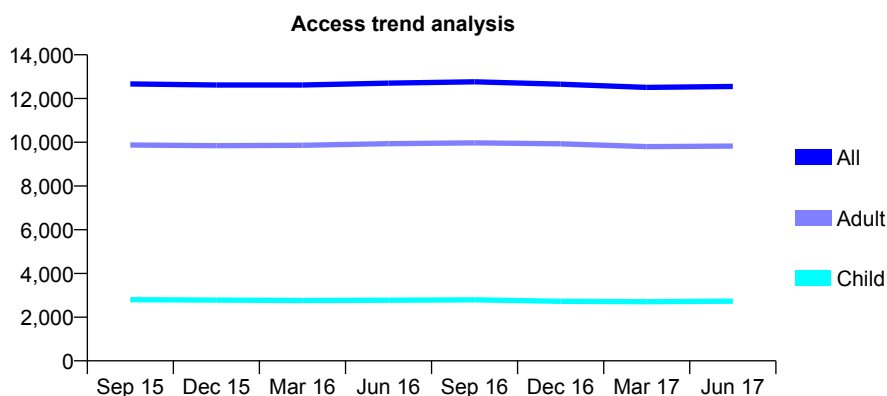
Q44 - Vital Signs At a Glance Contract Report for 935360/0001 - June 2017

Name or company name	Sutton Dental Practice
Contract type name	GDS Contract
Purpose of contract	General
Contract start date	01/04/2006
Contract end date	

17/18 Contracted general activity (UDA)	40,588
Carry forward general activity (UDA)	0
17/18 Contracted orthodontic activity (UOA)	0
Carry forward orthodontic activity (UOA)	0
Baseline contract value	£1,193,558.52

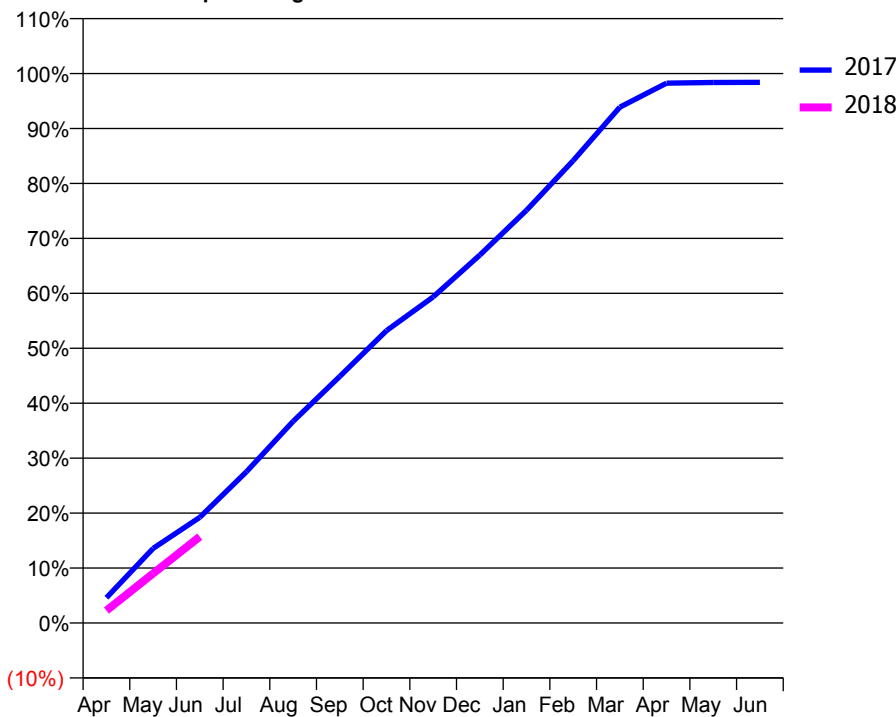
ACCESS*

Patients seen in 24 months	Total	Change since previous quarter
Quarter ending June 2016	12,704	
Quarter ending September 2016	12,764	→
Quarter ending December 2016	12,655	→
Quarter ending March 2017	12,507	↓
Quarter ending June 2017	12,550	→
Variance since June 2016	(1.2%)	↓



ACTIVITY

Cumulative percentage of contracted UDA delivered 2017 & 2018



Month	Adjusted Scheduled Activity (UDA)	
	2017	2018
April	1,863	924
May	5,514	3,663
June	7,803	6,377
July	11,170	
August	14,900	
September	18,213	
October	21,598	
November	24,082	
December	27,177	
January	30,490	
February	34,151	
March	38,102	
April	39,874	
May	39,924	
June	39,931	

QUALITY

	Quantity	Base Number	Contract	AT	Region	England
% of FP17s for the same patient ID Re-attending within 3 months - Children	76	898	8.5%	11.9%	13.0%	12.0%
% of FP17s for the same patient ID Re-attending within 3 months - Adults	454	3,181	14.3%	17.0%	16.6%	16.0%
% of FP17s for the same patient ID Re-attending between 3 & 9 months - Children	548	898	61.0%	57.3%	59.5%	58.0%
% of FP17s for the same patient ID Re-attending between 3 & 9 months - Adults	1,990	3,181	62.6%	51.3%	53.1%	50.9%
% of FP17s for Band 1 Urgent Courses	374	3,217	11.6%	9.7%	9.3%	9.1%
% of FP17s Relating to Free Repair or Replacements	19	3,217	0.6%	1.1%	1.0%	0.8%
% of FP17s Relating to Continuations	51	3,217	1.6%	1.4%	1.3%	1.1%
% of Patients satisfied with the dentistry they have received	19	20	95.0%	92.7%	91.9%	91.7%
% of Patients satisfied with the time they had to wait for an appointment	20	20	100.0%	92.5%	88.7%	88.0%

* This is based on patients treated on this contract for their most recent course of treatment. Figures in italics indicate the base number of FP17s or Patient Questionnaire responses are less than 100. N/A is shown where the base number of responses is less than 10 during the period. % is calculated as Quantity/Base number*100

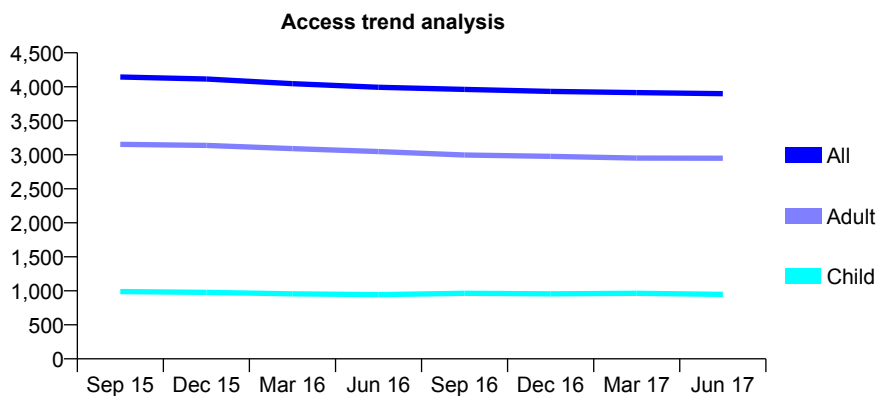
Q44 - Vital Signs At a Glance Contract Report for 938289/0001 - June 2017

Name or company name	MR KC HO
Contract type name	GDS Contract
Purpose of contract	General
Contract start date	01/04/2006
Contract end date	

17/18 Contracted general activity (UDA)	12,193
Carry forward general activity (UDA)	0
17/18 Contracted orthodontic activity (UOA)	0
Carry forward orthodontic activity (UOA)	0
Baseline contract value	£352,185.10

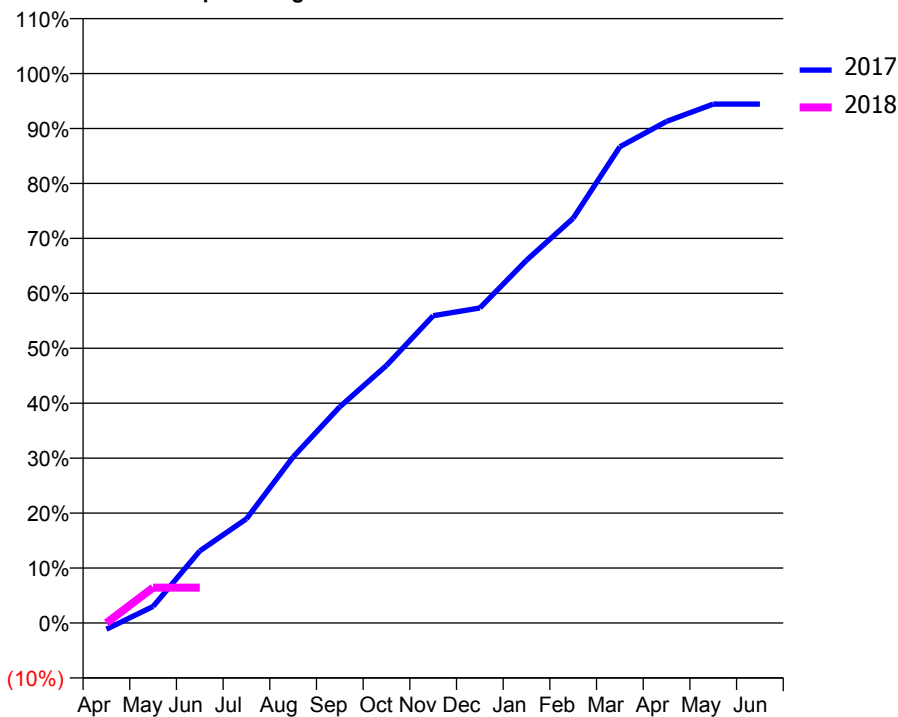
ACCESS*

Patients seen in 24 months	Total	Change since previous quarter
Quarter ending June 2016	3,994	
Quarter ending September 2016	3,961	→
Quarter ending December 2016	3,933	→
Quarter ending March 2017	3,915	→
Quarter ending June 2017	3,899	→
Variance since June 2016	(2.4%)	↓



ACTIVITY

Cumulative percentage of contracted UDA delivered 2017 & 2018



Month	Adjusted Scheduled Activity (UDA)	
	2017	2018
April	-142	0
May	370	785
June	1,598	785
July	2,311	
August	3,686	
September	4,798	
October	5,716	
November	6,819	
December	6,992	
January	8,051	
February	8,982	
March	10,567	
April	11,130	
May	11,516	
June	11,516	

QUALITY

	Quantity	Base Number	Contract	AT	Region	England
% of FP17s for the same patient ID Re-attending within 3 months - Children	12	241	5.0%	11.9%	13.0%	12.0%
% of FP17s for the same patient ID Re-attending within 3 months - Adults	46	572	8.0%	17.0%	16.6%	16.0%
% of FP17s for the same patient ID Re-attending between 3 & 9 months - Children	175	241	72.6%	57.3%	59.5%	58.0%
% of FP17s for the same patient ID Re-attending between 3 & 9 months - Adults	354	572	61.9%	51.3%	53.1%	50.9%
% of FP17s for Band 1 Urgent Courses	37	460	8.0%	9.7%	9.3%	9.1%
% of FP17s Relating to Free Repair or Replacements	7	460	1.5%	1.1%	1.0%	0.8%
% of FP17s Relating to Continuations	1	460	0.2%	1.4%	1.3%	1.1%
% of Patients satisfied with the dentistry they have received	15	16	93.8%	92.7%	91.9%	91.7%
% of Patients satisfied with the time they had to wait for an appointment	16	16	100.0%	92.5%	88.7%	88.0%

* This is based on patients treated on this contract for their most recent course of treatment. Figures in italics indicate the base number of FP17s or Patient Questionnaire responses are less than 100. N/A is shown where the base number of responses is less than 10 during the period. % is calculated as Quantity/Base number*100

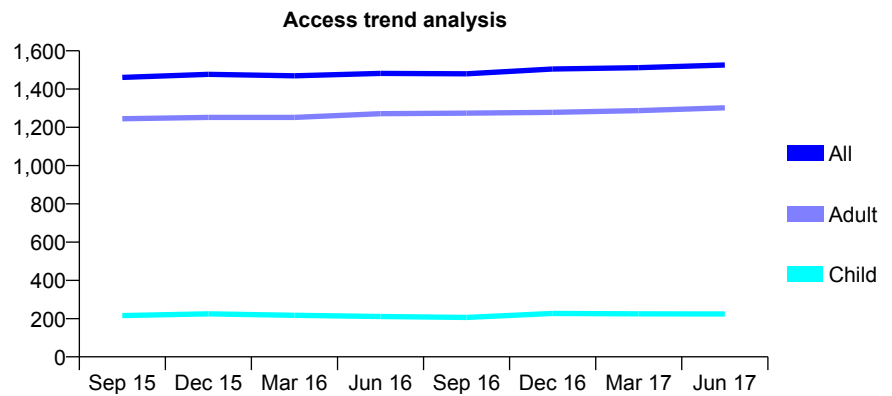
Q44 - Vital Signs At a Glance Contract Report for 960071/0001 - June 2017

Name or company name	MR F LADJEVARDI
Contract type name	GDS Contract
Purpose of contract	General
Contract start date	10/10/2006
Contract end date	

17/18 Contracted general activity (UDA)	7,618
Carry forward general activity (UDA)	0
17/18 Contracted orthodontic activity (UOA)	0
Carry forward orthodontic activity (UOA)	0
Baseline contract value	£201,054.24

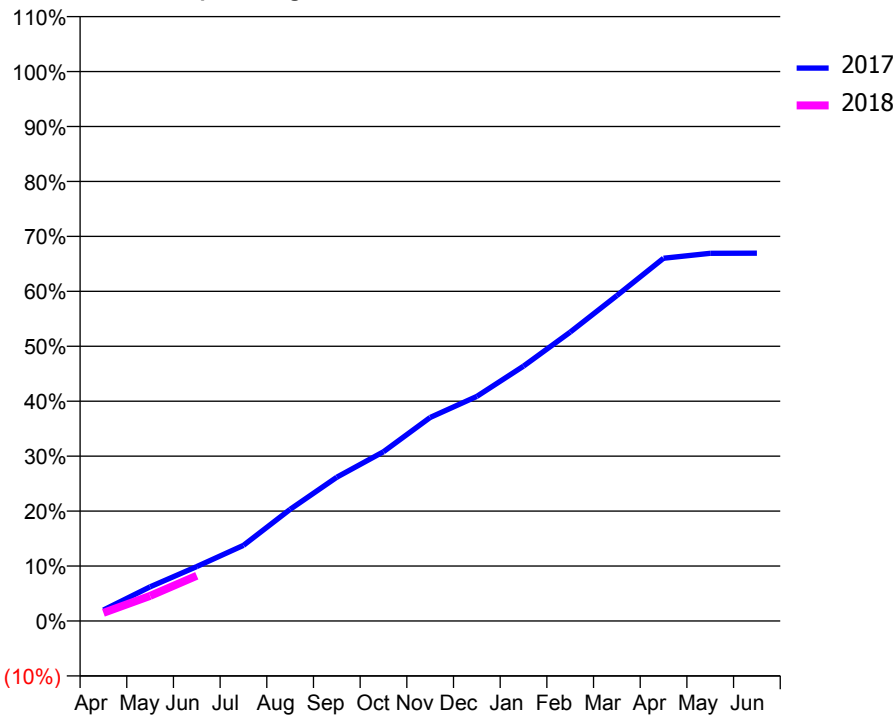
ACCESS*

Patients seen in 24 months	Total	Change since previous quarter
Quarter ending June 2016	1,482	
Quarter ending September 2016	1,480	→
Quarter ending December 2016	1,505	→
Quarter ending March 2017	1,512	→
Quarter ending June 2017	1,526	→
Variance since June 2016	3.0%	↑



ACTIVITY

Cumulative percentage of contracted UDA delivered 2017 & 2018



Month	Adjusted Scheduled Activity (UDA)	
	2017	2018
April	153	114
May	475	349
June	755	628
July	1,049	
August	1,548	
September	1,993	
October	2,348	
November	2,822	
December	3,114	
January	3,533	
February	4,004	
March	4,512	
April	5,029	
May	5,098	
June	5,099	

QUALITY

	Quantity	Base Number	Contract	AT	Region	England
% of FP17s for the same patient ID Re-attending within 3 months - Children	4	94	4.3%	11.9%	13.0%	12.0%
% of FP17s for the same patient ID Re-attending within 3 months - Adults	56	489	11.5%	17.0%	16.6%	16.0%
% of FP17s for the same patient ID Re-attending between 3 & 9 months - Children	63	94	67.0%	57.3%	59.5%	58.0%
% of FP17s for the same patient ID Re-attending between 3 & 9 months - Adults	307	489	62.8%	51.3%	53.1%	50.9%
% of FP17s for Band 1 Urgent Courses	41	351	11.7%	9.7%	9.3%	9.1%
% of FP17s Relating to Free Repair or Replacements	3	351	0.9%	1.1%	1.0%	0.8%
% of FP17s Relating to Continuations	1	351	0.3%	1.4%	1.3%	1.1%
% of Patients satisfied with the dentistry they have received	9	9	N/A	92.7%	91.9%	91.7%
% of Patients satisfied with the time they had to wait for an appointment	9	9	N/A	92.5%	88.7%	88.0%

* This is based on patients treated on this contract for their most recent course of treatment. Figures in italics indicate the base number of FP17s or Patient Questionnaire responses are less than 100. N/A is shown where the base number of responses is less than 10 during the period. % is calculated as Quantity/Base number*100

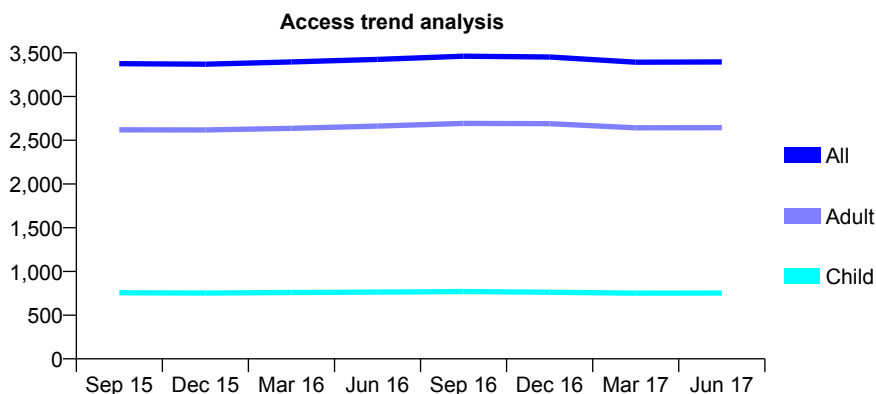
Q44 - Vital Signs At a Glance Contract Report for 968404/0001 - June 2017

Name or company name	MR WK ASKAR
Contract type name	GDS Contract
Purpose of contract	General
Contract start date	22/09/2007
Contract end date	

17/18 Contracted general activity (UDA)	8,417
Carry forward general activity (UDA)	0
17/18 Contracted orthodontic activity (UOA)	0
Carry forward orthodontic activity (UOA)	0
Baseline contract value	£227,781.24

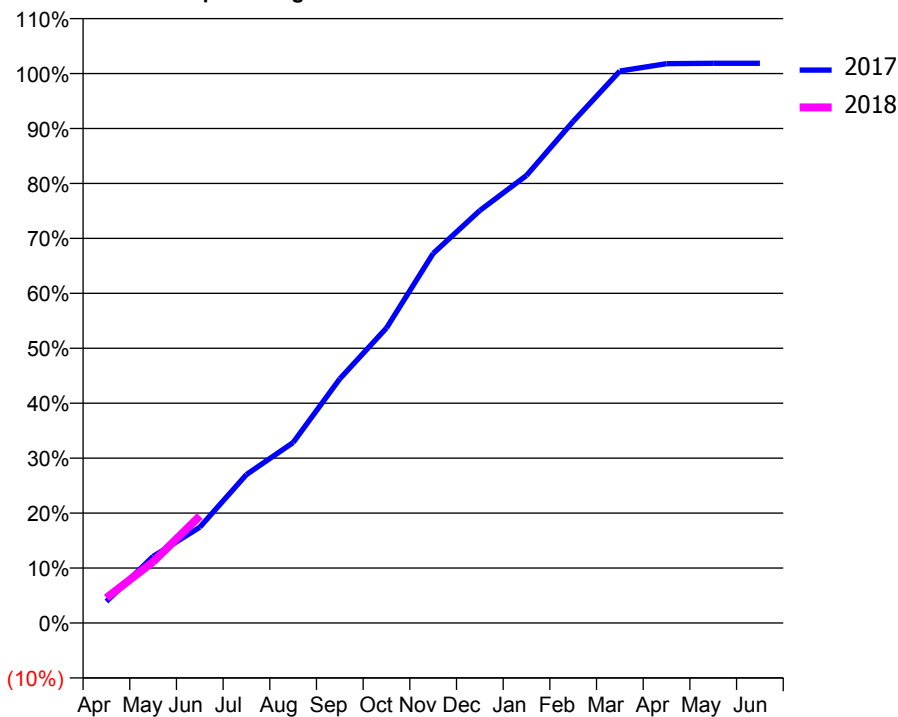
ACCESS*

Patients seen in 24 months	Total	Change since previous quarter
Quarter ending June 2016	3,425	
Quarter ending September 2016	3,461	→
Quarter ending December 2016	3,452	→
Quarter ending March 2017	3,393	↓
Quarter ending June 2017	3,396	→
Variance since June 2016	(0.8%)	→



ACTIVITY

Cumulative percentage of contracted UDA delivered 2017 & 2018



Month	Adjusted Scheduled Activity (UDA)	
	2017	2018
April	330	385
May	1,020	939
June	1,468	1,639
July	2,274	
August	2,765	
September	3,742	
October	4,519	
November	5,661	
December	6,319	
January	6,855	
February	7,683	
March	8,455	
April	8,568	
May	8,573	
June	8,573	

QUALITY

	Quantity	Base Number	Contract	AT	Region	England
% of FP17s for the same patient ID Re-attending within 3 months - Children	17	258	6.6%	11.9%	13.0%	12.0%
% of FP17s for the same patient ID Re-attending within 3 months - Adults	113	758	14.9%	17.0%	16.6%	16.0%
% of FP17s for the same patient ID Re-attending between 3 & 9 months - Children	132	258	51.2%	57.3%	59.5%	58.0%
% of FP17s for the same patient ID Re-attending between 3 & 9 months - Adults	372	758	49.1%	51.3%	53.1%	50.9%
% of FP17s for Band 1 Urgent Courses	73	824	8.9%	9.7%	9.3%	9.1%
% of FP17s Relating to Free Repair or Replacements	22	824	2.7%	1.1%	1.0%	0.8%
% of FP17s Relating to Continuations	12	824	1.5%	1.4%	1.3%	1.1%
% of Patients satisfied with the dentistry they have received	7	9	N/A	92.7%	91.9%	91.7%
% of Patients satisfied with the time they had to wait for an appointment	9	9	N/A	92.5%	88.7%	88.0%

* This is based on patients treated on this contract for their most recent course of treatment. Figures in italics indicate the base number of FP17s or Patient Questionnaire responses are less than 100. N/A is shown where the base number of responses is less than 10 during the period. % is calculated as Quantity/Base number*100

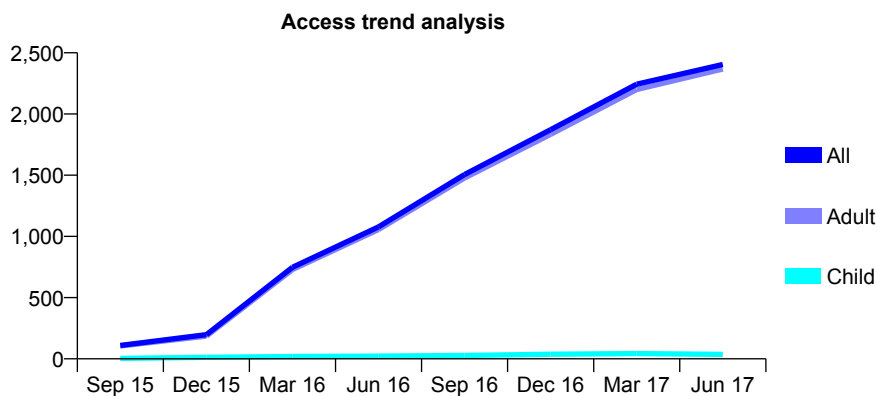
Q44 - Vital Signs At a Glance Contract Report for 968404/0003 - June 2017

Name or company name	MR WK ASKAR
Contract type name	PDS Contract
Purpose of contract	General
Contract start date	01/07/2015
Contract end date	30/06/2018

17/18 Contracted general activity (UDA)	7,500
Carry forward general activity (UDA)	0
17/18 Contracted orthodontic activity (UOA)	0
Carry forward orthodontic activity (UOA)	0
Baseline contract value	£392,890.11

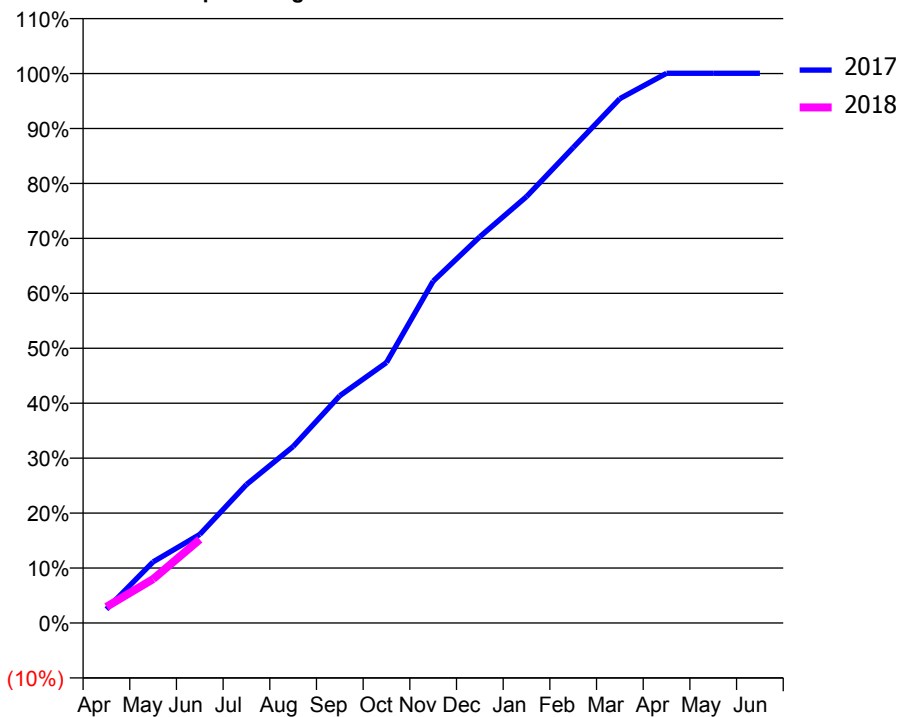
ACCESS*

Patients seen in 24 months	Total	Change since previous quarter
Quarter ending June 2016	1,078	
Quarter ending September 2016	1,506	↑
Quarter ending December 2016	1,872	↑
Quarter ending March 2017	2,243	↑
Quarter ending June 2017	2,405	↑
Variance since June 2016	123.1%	↑



ACTIVITY

Cumulative percentage of contracted UDA delivered 2017 & 2018



Month	Adjusted Scheduled Activity (UDA)	
	2017	2018
April	189	222
May	834	600
June	1,209	1,140
July	1,890	
August	2,409	
September	3,102	
October	3,555	
November	4,665	
December	5,271	
January	5,820	
February	6,489	
March	7,158	
April	7,503	
May	7,503	
June	7,503	

QUALITY

	Quantity	Base Number	Contract	AT	Region	England
% of FP17s for the same patient ID Re-attending within 3 months - Children	0	14	0.0%	11.9%	13.0%	12.0%
% of FP17s for the same patient ID Re-attending within 3 months - Adults	11	481	2.3%	17.0%	16.6%	16.0%
% of FP17s for the same patient ID Re-attending between 3 & 9 months - Children	0	14	0.0%	57.3%	59.5%	58.0%
% of FP17s for the same patient ID Re-attending between 3 & 9 months - Adults	3	481	0.6%	51.3%	53.1%	50.9%
% of FP17s for Band 1 Urgent Courses	0	380	0.0%	9.7%	9.3%	9.1%
% of FP17s Relating to Free Repair or Replacements	0	380	0.0%	1.1%	1.0%	0.8%
% of FP17s Relating to Continuations	0	380	0.0%	1.4%	1.3%	1.1%
% of Patients satisfied with the dentistry they have received	3	3	N/A	92.7%	91.9%	91.7%
% of Patients satisfied with the time they had to wait for an appointment	2	3	N/A	92.5%	88.7%	88.0%

* This is based on patients treated on this contract for their most recent course of treatment. Figures in italics indicate the base number of FP17s or Patient Questionnaire responses are less than 100. N/A is shown where the base number of responses is less than 10 during the period. % is calculated as Quantity/Base number*100

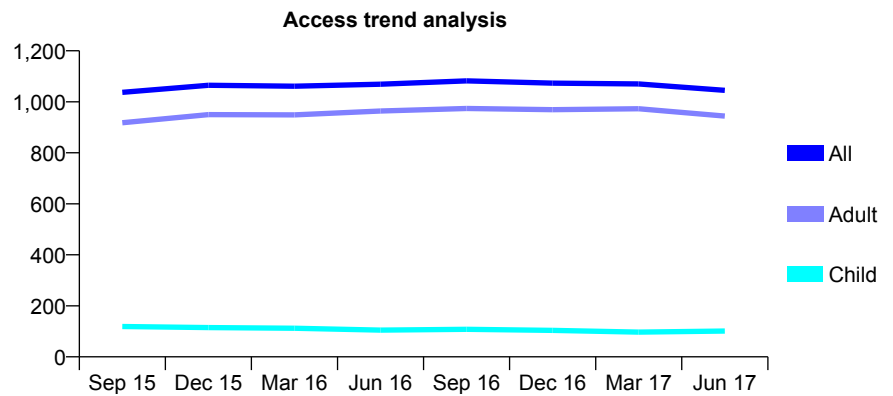
Q44 - Vital Signs At a Glance Contract Report for 986801/0005 - June 2017

Name or company name	MR MN DEVLIN
Contract type name	GDS Contract
Purpose of contract	General
Contract start date	01/10/2007
Contract end date	

17/18 Contracted general activity (UDA)	3,791
Carry forward general activity (UDA)	0
17/18 Contracted orthodontic activity (UOA)	0
Carry forward orthodontic activity (UOA)	0
Baseline contract value	£70,773.26

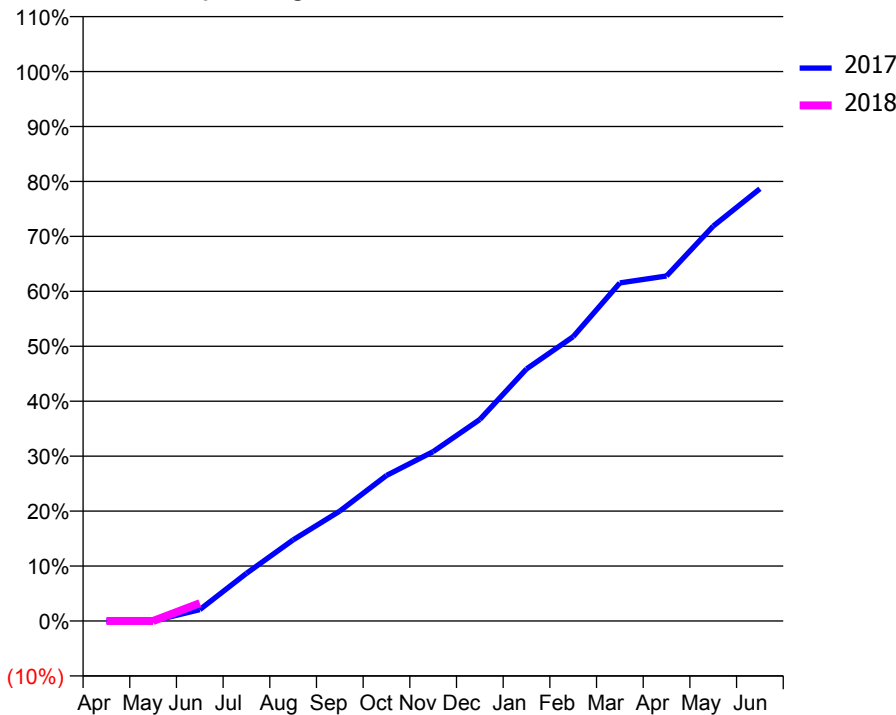
ACCESS*

Patients seen in 24 months	Total	Change since previous quarter
Quarter ending June 2016	1,069	
Quarter ending September 2016	1,082	→
Quarter ending December 2016	1,073	→
Quarter ending March 2017	1,070	→
Quarter ending June 2017	1,045	↓
Variance since June 2016	(2.2%)	↓



ACTIVITY

Cumulative percentage of contracted UDA delivered 2017 & 2018



Month	Adjusted Scheduled Activity (UDA)	
	2017	2018
April	0	0
May	0	0
June	79	123
July	329	
August	560	
September	758	
October	1,004	
November	1,169	
December	1,390	
January	1,739	
February	1,962	
March	2,332	
April	2,380	
May	2,724	
June	2,982	

QUALITY

	Quantity	Base Number	Contract	AT	Region	England
% of FP17s for the same patient ID Re-attending within 3 months - Children	1	18	5.6%	11.9%	13.0%	12.0%
% of FP17s for the same patient ID Re-attending within 3 months - Adults	32	237	13.5%	17.0%	16.6%	16.0%
% of FP17s for the same patient ID Re-attending between 3 & 9 months - Children	4	18	22.2%	57.3%	59.5%	58.0%
% of FP17s for the same patient ID Re-attending between 3 & 9 months - Adults	131	237	55.3%	51.3%	53.1%	50.9%
% of FP17s for Band 1 Urgent Courses	8	71	11.3%	9.7%	9.3%	9.1%
% of FP17s Relating to Free Repair or Replacements	0	71	0.0%	1.1%	1.0%	0.8%
% of FP17s Relating to Continuations	0	71	0.0%	1.4%	1.3%	1.1%
% of Patients satisfied with the dentistry they have received	5	5	N/A	92.7%	91.9%	91.7%
% of Patients satisfied with the time they had to wait for an appointment	5	5	N/A	92.5%	88.7%	88.0%

* This is based on patients treated on this contract for their most recent course of treatment. Figures in italics indicate the base number of FP17s or Patient Questionnaire responses are less than 100. N/A is shown where the base number of responses is less than 10 during the period. % is calculated as Quantity/Base number*100

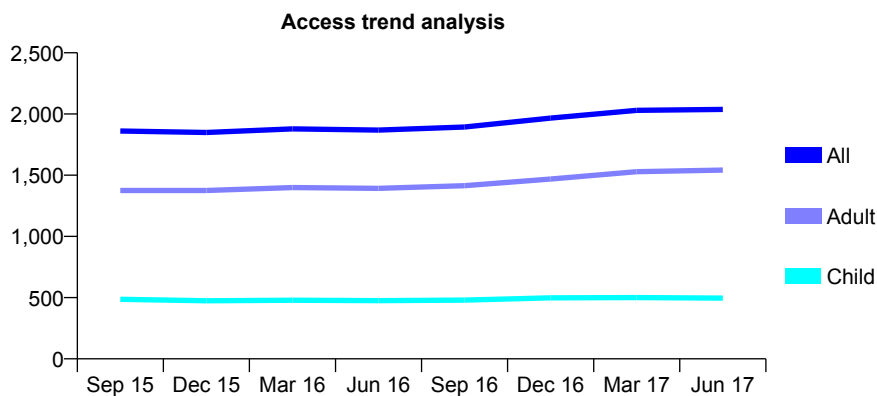
Q44 - Vital Signs At a Glance Contract Report for 990175/0001 - June 2017

Name or company name	MR D O'CONNOR
Contract type name	GDS Contract
Purpose of contract	General
Contract start date	01/04/2006
Contract end date	

17/18 Contracted general activity (UDA)	6,000
Carry forward general activity (UDA)	0
17/18 Contracted orthodontic activity (UOA)	0
Carry forward orthodontic activity (UOA)	0
Baseline contract value	£159,445.57

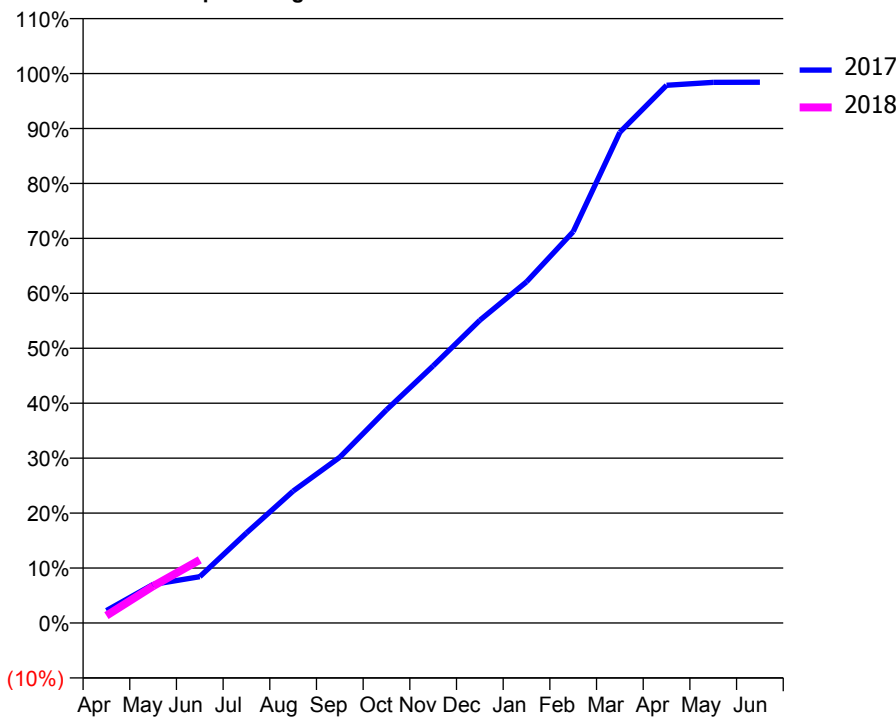
ACCESS*

Patients seen in 24 months	Total	Change since previous quarter
Quarter ending June 2016	1,869	
Quarter ending September 2016	1,894	→
Quarter ending December 2016	1,967	↑
Quarter ending March 2017	2,030	↑
Quarter ending June 2017	2,038	→
Variance since June 2016	9.0%	↑



ACTIVITY

Cumulative percentage of contracted UDA delivered 2017 & 2018



Adjusted Scheduled Activity (UDA)

Month	2017	2018
April	136	81
May	421	403
June	506	690
July	984	
August	1,440	
September	1,810	
October	2,327	
November	2,808	
December	3,306	
January	3,726	
February	4,273	
March	5,359	
April	5,871	
May	5,903	
June	5,905	

QUALITY

	Quantity	Base Number	Contract	AT	Region	England
% of FP17s for the same patient ID Re-attending within 3 months - Children	21	163	12.9%	11.9%	13.0%	12.0%
% of FP17s for the same patient ID Re-attending within 3 months - Adults	115	489	23.5%	17.0%	16.6%	16.0%
% of FP17s for the same patient ID Re-attending between 3 & 9 months - Children	90	163	55.2%	57.3%	59.5%	58.0%
% of FP17s for the same patient ID Re-attending between 3 & 9 months - Adults	209	489	42.7%	51.3%	53.1%	50.9%
% of FP17s for Band 1 Urgent Courses	29	340	8.5%	9.7%	9.3%	9.1%
% of FP17s Relating to Free Repair or Replacements	4	340	1.2%	1.1%	1.0%	0.8%
% of FP17s Relating to Continuations	9	340	2.6%	1.4%	1.3%	1.1%
% of Patients satisfied with the dentistry they have received	23	25	92.0%	92.7%	91.9%	91.7%
% of Patients satisfied with the time they had to wait for an appointment	23	25	92.0%	92.5%	88.7%	88.0%

* This is based on patients treated on this contract for their most recent course of treatment. Figures in italics indicate the base number of FP17s or Patient Questionnaire responses are less than 100. N/A is shown where the base number of responses is less than 10 during the period. % is calculated as Quantity/Base number*100

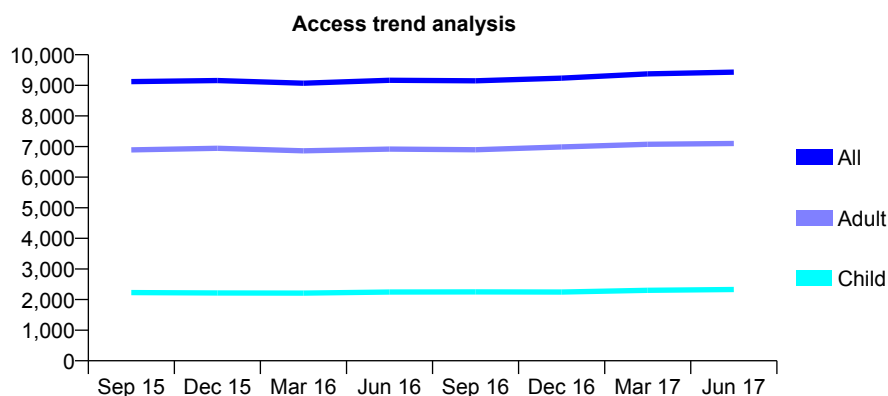
Q45 - Vital Signs At a Glance Contract Report for 101281/0004 - June 2017

Name or company name	OASIS DENTAL CARE LTD
Contract type name	GDS Contract
Purpose of contract	General
Contract start date	01/04/2006
Contract end date	

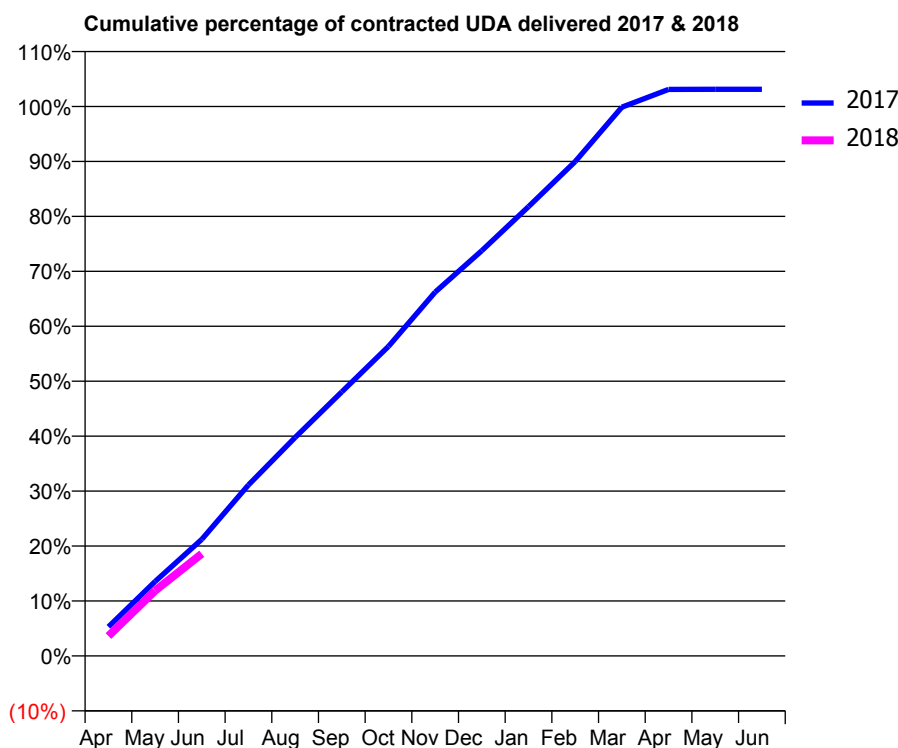
17/18 Contracted general activity (UDA)	27,500
Carry forward general activity (UDA)	0
17/18 Contracted orthodontic activity (UOA)	0
Carry forward orthodontic activity (UOA)	0
Baseline contract value	£752,137.81

ACCESS*

Patients seen in 24 months	Total	Change since previous quarter
Quarter ending June 2016	9,164	
Quarter ending September 2016	9,147	→
Quarter ending December 2016	9,235	→
Quarter ending March 2017	9,376	→
Quarter ending June 2017	9,432	→
Variance since June 2016	2.9%	↑



ACTIVITY



Month	Adjusted Scheduled Activity (UDA)	
	2017	2018
April	1,458	999
May	3,726	3,269
June	5,839	5,113
July	8,557	
August	10,935	
September	13,219	
October	15,490	
November	18,212	
December	20,286	
January	22,488	
February	24,741	
March	27,466	
April	28,351	
May	28,357	
June	28,359	

QUALITY

	Quantity	Base Number	Contract	AT	Region	England
% of FP17s for the same patient ID Re-attending within 3 months - Children	50	807	6.2%	12.3%	13.0%	12.0%
% of FP17s for the same patient ID Re-attending within 3 months - Adults	326	2,368	13.8%	15.5%	16.6%	16.0%
% of FP17s for the same patient ID Re-attending between 3 & 9 months - Children	453	807	56.1%	54.6%	59.5%	58.0%
% of FP17s for the same patient ID Re-attending between 3 & 9 months - Adults	1,383	2,368	58.4%	50.8%	53.1%	50.9%
% of FP17s for Band 1 Urgent Courses	160	2,739	5.8%	8.9%	9.3%	9.1%
% of FP17s Relating to Free Repair or Replacements	62	2,739	2.3%	1.2%	1.0%	0.8%
% of FP17s Relating to Continuations	25	2,739	0.9%	1.6%	1.3%	1.1%
% of Patients satisfied with the dentistry they have received	24	26	92.3%	90.5%	91.9%	91.7%
% of Patients satisfied with the time they had to wait for an appointment	21	26	80.8%	87.1%	88.7%	88.0%

* This is based on patients treated on this contract for their most recent course of treatment. Figures in italics indicate the base number of FP17s or Patient Questionnaire responses are less than 100. N/A is shown where the base number of responses is less than 10 during the period. % is calculated as Quantity/Base number*100

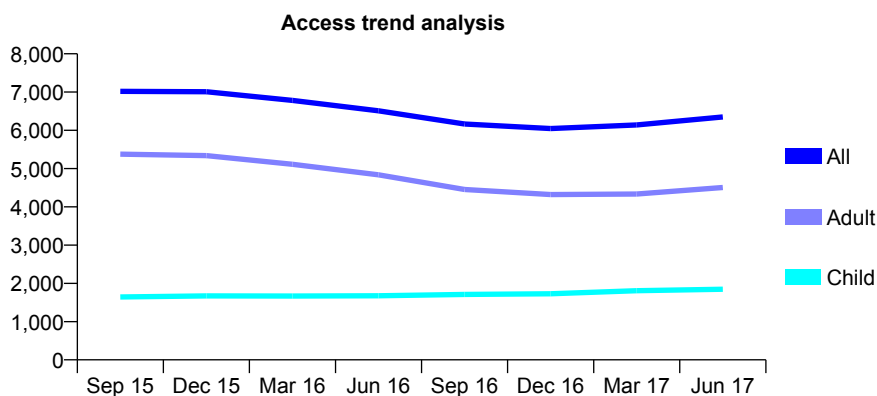
Q45 - Vital Signs At a Glance Contract Report for 101281/0005 - June 2017

Name or company name	OASIS DENTAL CARE LTD
Contract type name	GDS Contract
Purpose of contract	General
Contract start date	01/04/2006
Contract end date	

17/18 Contracted general activity (UDA)	21,308
Carry forward general activity (UDA)	0
17/18 Contracted orthodontic activity (UOA)	0
Carry forward orthodontic activity (UOA)	0
Baseline contract value	£554,691.97

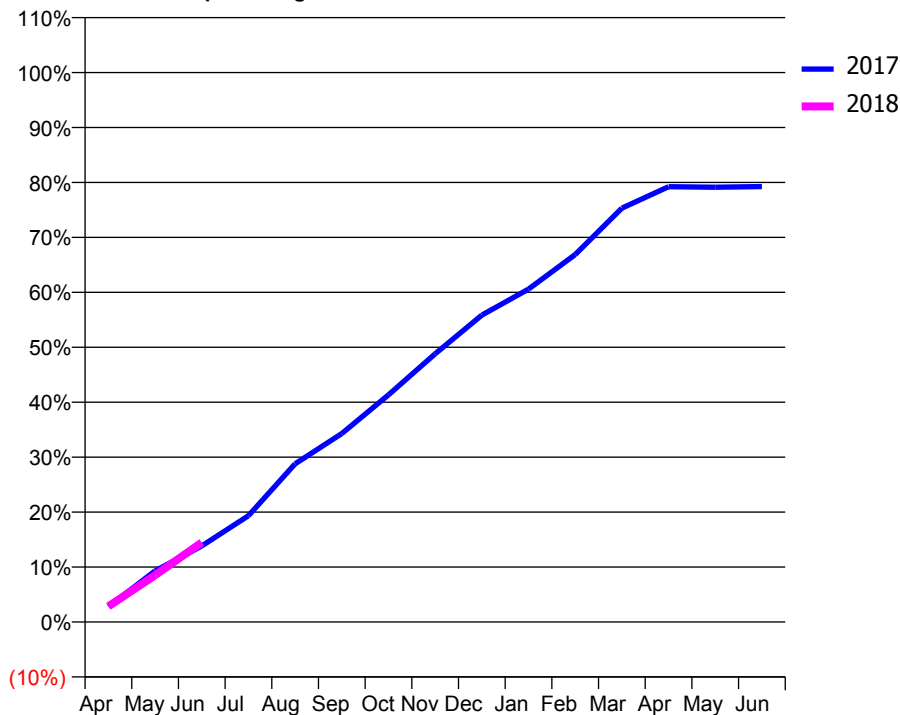
ACCESS*

Patients seen in 24 months	Total	Change since previous quarter
Quarter ending June 2016	6,511	
Quarter ending September 2016	6,163	↓
Quarter ending December 2016	6,046	↓
Quarter ending March 2017	6,140	→
Quarter ending June 2017	6,350	↑
Variance since June 2016	(2.5%)	↓



ACTIVITY

Cumulative percentage of contracted UDA delivered 2017 & 2018



Adjusted Scheduled Activity (UDA)

Month	2017	2018
April	598	609
May	1,984	1,819
June	2,949	3,083
July	4,124	
August	6,134	
September	7,307	
October	8,807	
November	10,401	
December	11,902	
January	12,910	
February	14,249	
March	16,047	
April	16,882	
May	16,859	
June	16,885	

QUALITY

	Quantity	Base Number	Contract	AT	Region	England
% of FP17s for the same patient ID Re-attending within 3 months - Children	58	743	7.8%	12.3%	13.0%	12.0%
% of FP17s for the same patient ID Re-attending within 3 months - Adults	150	1,555	9.6%	15.5%	16.6%	16.0%
% of FP17s for the same patient ID Re-attending between 3 & 9 months - Children	501	743	67.4%	54.6%	59.5%	58.0%
% of FP17s for the same patient ID Re-attending between 3 & 9 months - Adults	928	1,555	59.7%	50.8%	53.1%	50.9%
% of FP17s for Band 1 Urgent Courses	85	1,842	4.6%	8.9%	9.3%	9.1%
% of FP17s Relating to Free Repair or Replacements	20	1,842	1.1%	1.2%	1.0%	0.8%
% of FP17s Relating to Continuations	14	1,842	0.8%	1.6%	1.3%	1.1%
% of Patients satisfied with the dentistry they have received	7	7	N/A	90.5%	91.9%	91.7%
% of Patients satisfied with the time they had to wait for an appointment	7	7	N/A	87.1%	88.7%	88.0%

* This is based on patients treated on this contract for their most recent course of treatment. Figures in italics indicate the base number of FP17s or Patient Questionnaire responses are less than 100. N/A is shown where the base number of responses is less than 10 during the period. % is calculated as Quantity/Base number*100

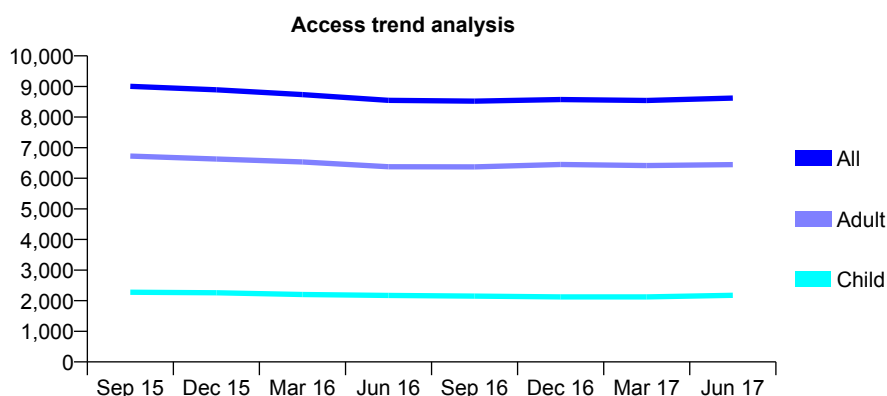
Q45 - Vital Signs At a Glance Contract Report for 101281/0006 - June 2017

Name or company name	OASIS DENTAL CARE LTD
Contract type name	GDS Contract
Purpose of contract	General
Contract start date	01/04/2006
Contract end date	

17/18 Contracted general activity (UDA)	25,123
Carry forward general activity (UDA)	0
17/18 Contracted orthodontic activity (UOA)	0
Carry forward orthodontic activity (UOA)	0
Baseline contract value	£689,090.08

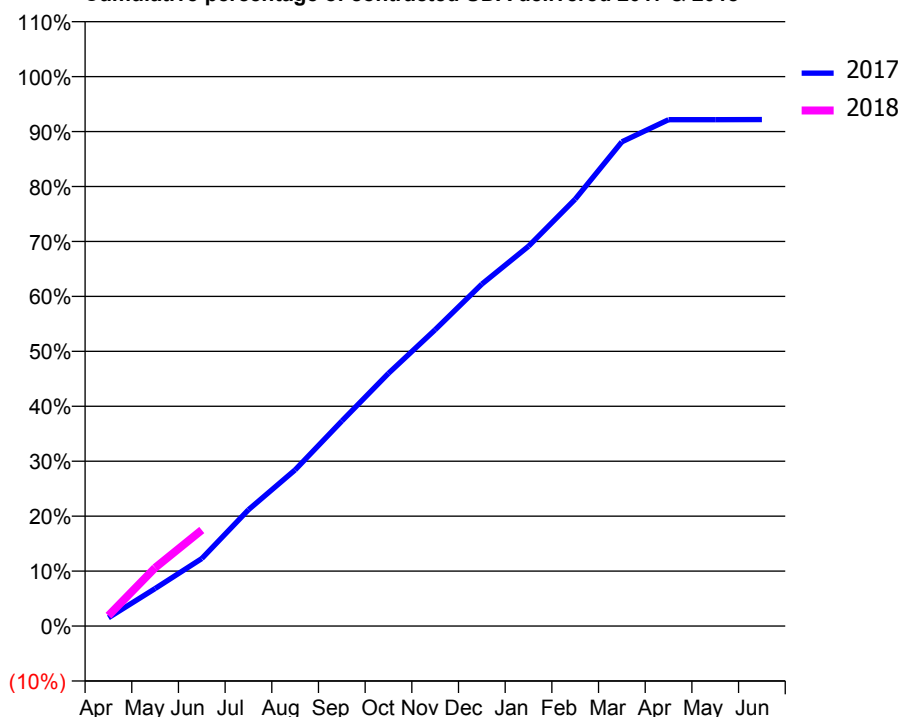
ACCESS*

Patients seen in 24 months	Total	Change since previous quarter
Quarter ending June 2016	8,549	
Quarter ending September 2016	8,522	→
Quarter ending December 2016	8,572	→
Quarter ending March 2017	8,541	→
Quarter ending June 2017	8,623	→
Variance since June 2016	0.9%	→



ACTIVITY

Cumulative percentage of contracted UDA delivered 2017 & 2018



Adjusted Scheduled Activity (UDA)

Month	2017	2018
April	382	478
May	1,714	2,665
June	3,085	4,394
July	5,322	
August	7,145	
September	9,375	
October	11,558	
November	13,552	
December	15,637	
January	17,368	
February	19,516	
March	22,140	
April	23,151	
May	23,155	
June	23,158	

QUALITY

	Quantity	Base Number	Contract	AT	Region	England
% of FP17s for the same patient ID Re-attending within 3 months - Children	52	636	8.2%	12.3%	13.0%	12.0%
% of FP17s for the same patient ID Re-attending within 3 months - Adults	306	1,887	16.2%	15.5%	16.6%	16.0%
% of FP17s for the same patient ID Re-attending between 3 & 9 months - Children	297	636	46.7%	54.6%	59.5%	58.0%
% of FP17s for the same patient ID Re-attending between 3 & 9 months - Adults	964	1,887	51.1%	50.8%	53.1%	50.9%
% of FP17s for Band 1 Urgent Courses	260	2,139	12.2%	8.9%	9.3%	9.1%
% of FP17s Relating to Free Repair or Replacements	51	2,139	2.4%	1.2%	1.0%	0.8%
% of FP17s Relating to Continuations	37	2,139	1.7%	1.6%	1.3%	1.1%
% of Patients satisfied with the dentistry they have received	32	32	100.0%	90.5%	91.9%	91.7%
% of Patients satisfied with the time they had to wait for an appointment	29	32	90.6%	87.1%	88.7%	88.0%

* This is based on patients treated on this contract for their most recent course of treatment. Figures in italics indicate the base number of FP17s or Patient Questionnaire responses are less than 100. N/A is shown where the base number of responses is less than 10 during the period. % is calculated as Quantity/Base number*100

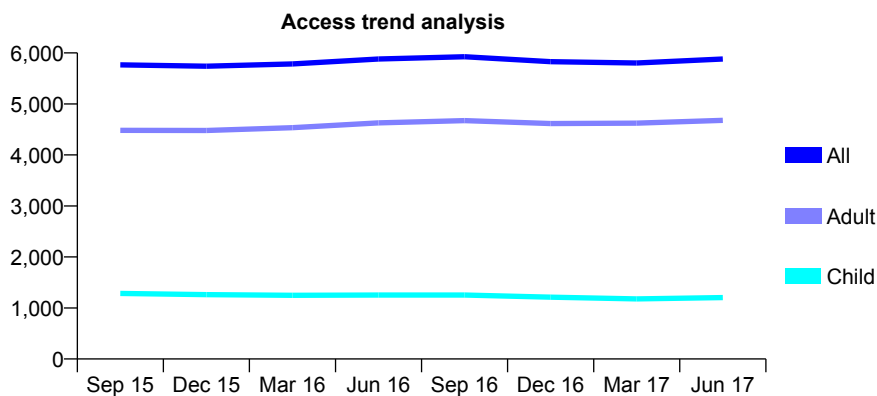
Q45 - Vital Signs At a Glance Contract Report for 101281/0007 - June 2017

Name or company name	OASIS DENTAL CARE LTD
Contract type name	GDS Contract
Purpose of contract	General
Contract start date	01/04/2006
Contract end date	

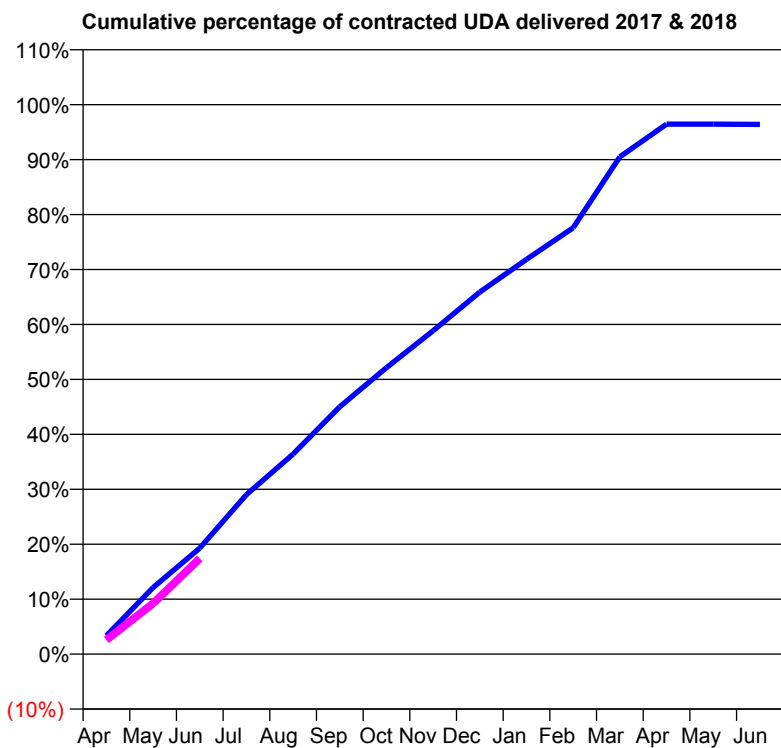
17/18 Contracted general activity (UDA)	18,847
Carry forward general activity (UDA)	0
17/18 Contracted orthodontic activity (UOA)	0
Carry forward orthodontic activity (UOA)	0
Baseline contract value	£497,076.33

ACCESS*

Patients seen in 24 months	Total	Change since previous quarter
Quarter ending June 2016	5,881	
Quarter ending September 2016	5,926	→
Quarter ending December 2016	5,829	↓
Quarter ending March 2017	5,803	→
Quarter ending June 2017	5,881	→
Variance since June 2016	0.0%	→



ACTIVITY



Month	Adjusted Scheduled Activity (UDA)	
	2017	2018
April	634	487
May	2,283	1,739
June	3,639	3,280
July	5,470	
August	6,863	
September	8,487	
October	9,824	
November	11,092	
December	12,422	
January	13,540	
February	14,625	
March	17,056	
April	18,177	
May	18,179	
June	18,167	

QUALITY

	Quantity	Base Number	Contract	AT	Region	England
% of FP17s for the same patient ID Re-attending within 3 months - Children	47	371	12.7%	12.3%	13.0%	12.0%
% of FP17s for the same patient ID Re-attending within 3 months - Adults	387	1,510	25.6%	15.5%	16.6%	16.0%
% of FP17s for the same patient ID Re-attending between 3 & 9 months - Children	107	371	28.8%	54.6%	59.5%	58.0%
% of FP17s for the same patient ID Re-attending between 3 & 9 months - Adults	374	1,510	24.8%	50.8%	53.1%	50.9%
% of FP17s for Band 1 Urgent Courses	472	1,546	30.5%	8.9%	9.3%	9.1%
% of FP17s Relating to Free Repair or Replacements	26	1,546	1.7%	1.2%	1.0%	0.8%
% of FP17s Relating to Continuations	65	1,546	4.2%	1.6%	1.3%	1.1%
% of Patients satisfied with the dentistry they have received	16	17	94.1%	90.5%	91.9%	91.7%
% of Patients satisfied with the time they had to wait for an appointment	16	17	94.1%	87.1%	88.7%	88.0%

* This is based on patients treated on this contract for their most recent course of treatment. Figures in italics indicate the base number of FP17s or Patient Questionnaire responses are less than 100. N/A is shown where the base number of responses is less than 10 during the period. % is calculated as Quantity/Base number*100

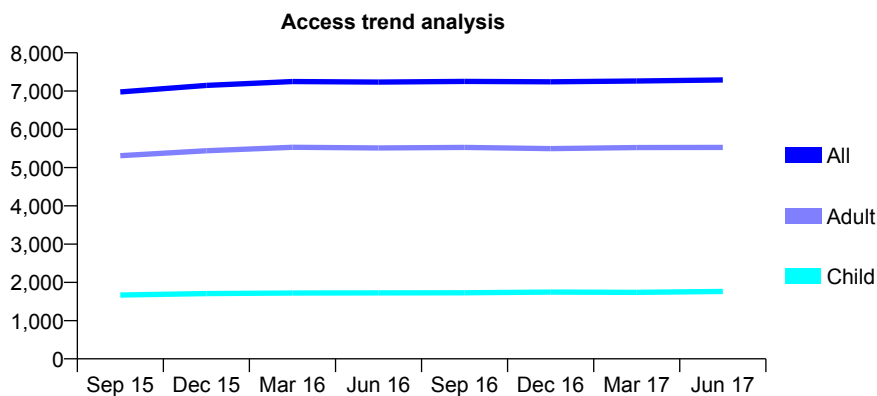
Q45 - Vital Signs At a Glance Contract Report for 101281/0017 - June 2017

Name or company name	OASIS DENTAL CARE LTD
Contract type name	GDS Contract
Purpose of contract	General
Contract start date	01/04/2006
Contract end date	

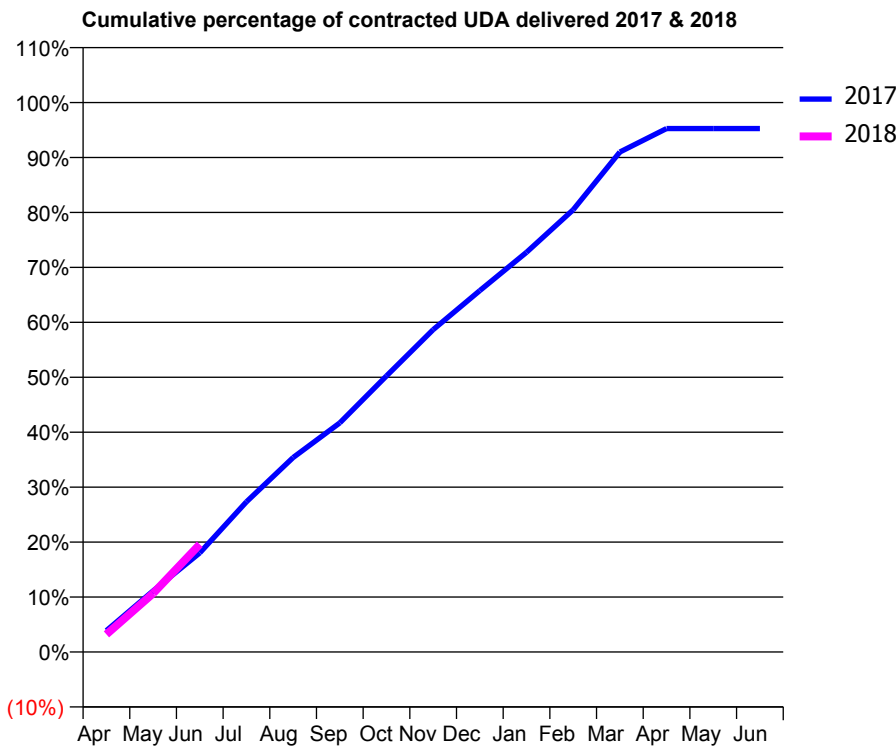
17/18 Contracted general activity (UDA)	22,400
Carry forward general activity (UDA)	0
17/18 Contracted orthodontic activity (UOA)	0
Carry forward orthodontic activity (UOA)	0
Baseline contract value	£614,313.20

ACCESS*

Patients seen in 24 months	Total	Change since previous quarter
Quarter ending June 2016	7,236	
Quarter ending September 2016	7,253	→
Quarter ending December 2016	7,241	→
Quarter ending March 2017	7,264	→
Quarter ending June 2017	7,289	→
Variance since June 2016	0.7%	→



ACTIVITY



Month	Adjusted Scheduled Activity (UDA)	
	2017	2018
April	875	721
May	2,494	2,392
June	4,044	4,392
July	6,122	
August	7,930	
September	9,342	
October	11,257	
November	13,141	
December	14,735	
January	16,294	
February	18,026	
March	20,382	
April	21,336	
May	21,341	
June	21,338	

QUALITY

	Quantity	Base Number	Contract	AT	Region	England
% of FP17s for the same patient ID Re-attending within 3 months - Children	45	667	6.7%	12.3%	13.0%	12.0%
% of FP17s for the same patient ID Re-attending within 3 months - Adults	229	1,848	12.4%	15.5%	16.6%	16.0%
% of FP17s for the same patient ID Re-attending between 3 & 9 months - Children	389	667	58.3%	54.6%	59.5%	58.0%
% of FP17s for the same patient ID Re-attending between 3 & 9 months - Adults	1,046	1,848	56.6%	50.8%	53.1%	50.9%
% of FP17s for Band 1 Urgent Courses	99	2,130	4.6%	8.9%	9.3%	9.1%
% of FP17s Relating to Free Repair or Replacements	35	2,130	1.6%	1.2%	1.0%	0.8%
% of FP17s Relating to Continuations	9	2,130	0.4%	1.6%	1.3%	1.1%
% of Patients satisfied with the dentistry they have received	21	22	95.5%	90.5%	91.9%	91.7%
% of Patients satisfied with the time they had to wait for an appointment	18	22	81.8%	87.1%	88.7%	88.0%

* This is based on patients treated on this contract for their most recent course of treatment. Figures in italics indicate the base number of FP17s or Patient Questionnaire responses are less than 100. N/A is shown where the base number of responses is less than 10 during the period. % is calculated as Quantity/Base number*100

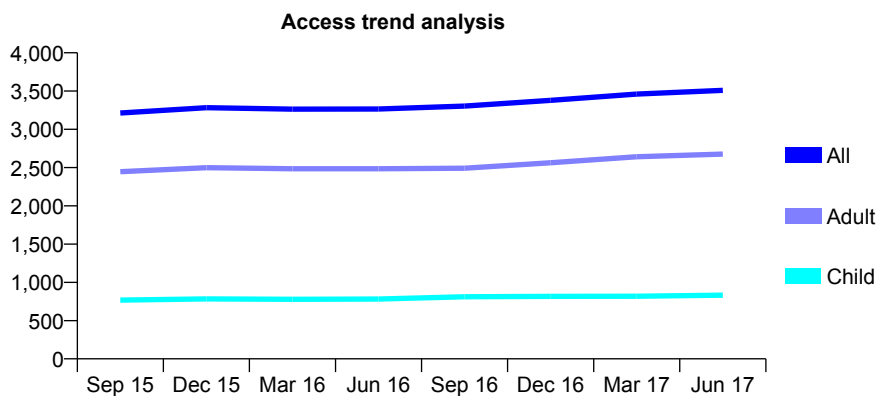
Q45 - Vital Signs At a Glance Contract Report for 101281/0018 - June 2017

Name or company name	OASIS DENTAL CARE LTD
Contract type name	GDS Contract
Purpose of contract	General
Contract start date	01/04/2006
Contract end date	

17/18 Contracted general activity (UDA)	12,000
Carry forward general activity (UDA)	0
17/18 Contracted orthodontic activity (UOA)	0
Carry forward orthodontic activity (UOA)	0
Baseline contract value	£318,905.02

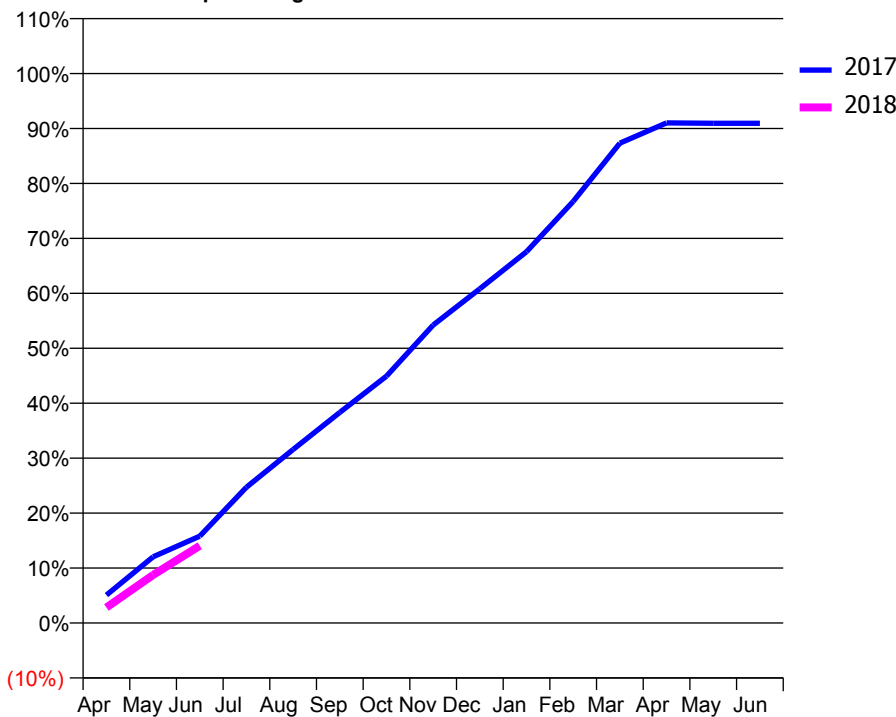
ACCESS*

Patients seen in 24 months	Total	Change since previous quarter
Quarter ending June 2016	3,266	
Quarter ending September 2016	3,303	→
Quarter ending December 2016	3,379	↑
Quarter ending March 2017	3,460	↑
Quarter ending June 2017	3,510	→
Variance since June 2016	7.5%	↑



ACTIVITY

Cumulative percentage of contracted UDA delivered 2017 & 2018



Month	Adjusted Scheduled Activity (UDA)	
	2017	2018
April	609	338
May	1,445	1,049
June	1,898	1,689
July	2,967	
August	3,789	
September	4,601	
October	5,393	
November	6,507	
December	7,298	
January	8,107	
February	9,208	
March	10,479	
April	10,921	
May	10,913	
June	10,912	

QUALITY

	Quantity	Base Number	Contract	AT	Region	England
% of FP17s for the same patient ID Re-attending within 3 months - Children	25	215	11.6%	12.3%	13.0%	12.0%
% of FP17s for the same patient ID Re-attending within 3 months - Adults	143	715	20.0%	15.5%	16.6%	16.0%
% of FP17s for the same patient ID Re-attending between 3 & 9 months - Children	107	215	49.8%	54.6%	59.5%	58.0%
% of FP17s for the same patient ID Re-attending between 3 & 9 months - Adults	339	715	47.4%	50.8%	53.1%	50.9%
% of FP17s for Band 1 Urgent Courses	104	723	14.4%	8.9%	9.3%	9.1%
% of FP17s Relating to Free Repair or Replacements	17	723	2.4%	1.2%	1.0%	0.8%
% of FP17s Relating to Continuations	11	723	1.5%	1.6%	1.3%	1.1%
% of Patients satisfied with the dentistry they have received	6	7	N/A	90.5%	91.9%	91.7%
% of Patients satisfied with the time they had to wait for an appointment	7	7	N/A	87.1%	88.7%	88.0%

* This is based on patients treated on this contract for their most recent course of treatment. Figures in italics indicate the base number of FP17s or Patient Questionnaire responses are less than 100. N/A is shown where the base number of responses is less than 10 during the period. % is calculated as Quantity/Base number*100

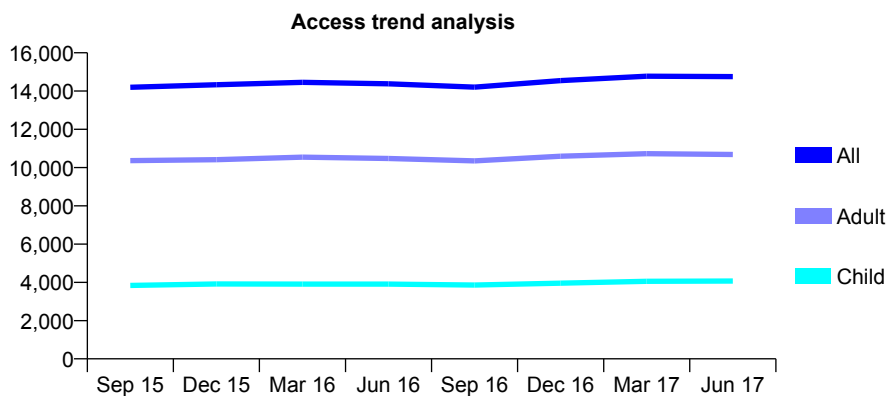
Q45 - Vital Signs At a Glance Contract Report for 101281/0052 - June 2017

Name or company name	OASIS DENTAL CARE LTD
Contract type name	GDS Contract
Purpose of contract	General
Contract start date	01/04/2006
Contract end date	

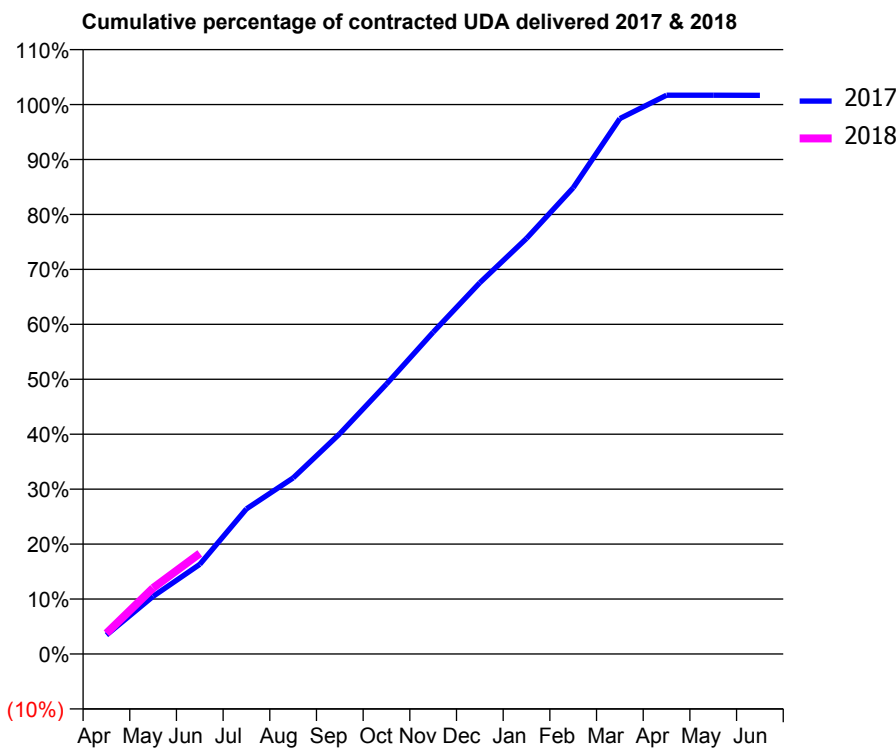
17/18 Contracted general activity (UDA)	40,053
Carry forward general activity (UDA)	0
17/18 Contracted orthodontic activity (UOA)	0
Carry forward orthodontic activity (UOA)	0
Baseline contract value	£1,132,127.28

ACCESS*

Patients seen in 24 months	Total	Change since previous quarter
Quarter ending June 2016	14,382	
Quarter ending September 2016	14,204	↓
Quarter ending December 2016	14,545	↑
Quarter ending March 2017	14,778	→
Quarter ending June 2017	14,756	→
Variance since June 2016	2.6%	↑



ACTIVITY



Month	Adjusted Scheduled Activity (UDA)	
	2017	2018
April	1,388	1,509
May	4,200	4,820
June	6,541	7,333
July	10,584	
August	12,835	
September	16,062	
October	19,682	
November	23,457	
December	27,065	
January	30,287	
February	33,988	
March	39,025	
April	40,734	
May	40,726	
June	40,724	

QUALITY

	Quantity	Base Number	Contract	AT	Region	England
% of FP17s for the same patient ID Re-attending within 3 months - Children	124	1,312	9.5%	12.3%	13.0%	12.0%
% of FP17s for the same patient ID Re-attending within 3 months - Adults	554	3,010	18.4%	15.5%	16.6%	16.0%
% of FP17s for the same patient ID Re-attending between 3 & 9 months - Children	648	1,312	49.4%	54.6%	59.5%	58.0%
% of FP17s for the same patient ID Re-attending between 3 & 9 months - Adults	1,380	3,010	45.8%	50.8%	53.1%	50.9%
% of FP17s for Band 1 Urgent Courses	382	3,566	10.7%	8.9%	9.3%	9.1%
% of FP17s Relating to Free Repair or Replacements	53	3,566	1.5%	1.2%	1.0%	0.8%
% of FP17s Relating to Continuations	78	3,566	2.2%	1.6%	1.3%	1.1%
% of Patients satisfied with the dentistry they have received	28	30	93.3%	90.5%	91.9%	91.7%
% of Patients satisfied with the time they had to wait for an appointment	22	30	73.3%	87.1%	88.7%	88.0%

* This is based on patients treated on this contract for their most recent course of treatment. Figures in italics indicate the base number of FP17s or Patient Questionnaire responses are less than 100. N/A is shown where the base number of responses is less than 10 during the period. % is calculated as Quantity/Base number*100

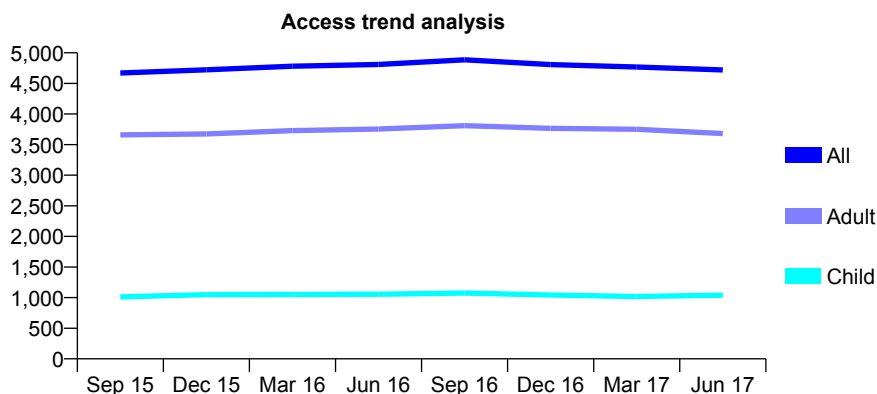
Q45 - Vital Signs At a Glance Contract Report for 101338/0057 - June 2017

Name or company name	Whitecross Dental Care Limited
Contract type name	GDS Contract
Purpose of contract	General
Contract start date	01/01/2008
Contract end date	

17/18 Contracted general activity (UDA)	17,500
Carry forward general activity (UDA)	0
17/18 Contracted orthodontic activity (UOA)	0
Carry forward orthodontic activity (UOA)	0
Baseline contract value	£555,692.71

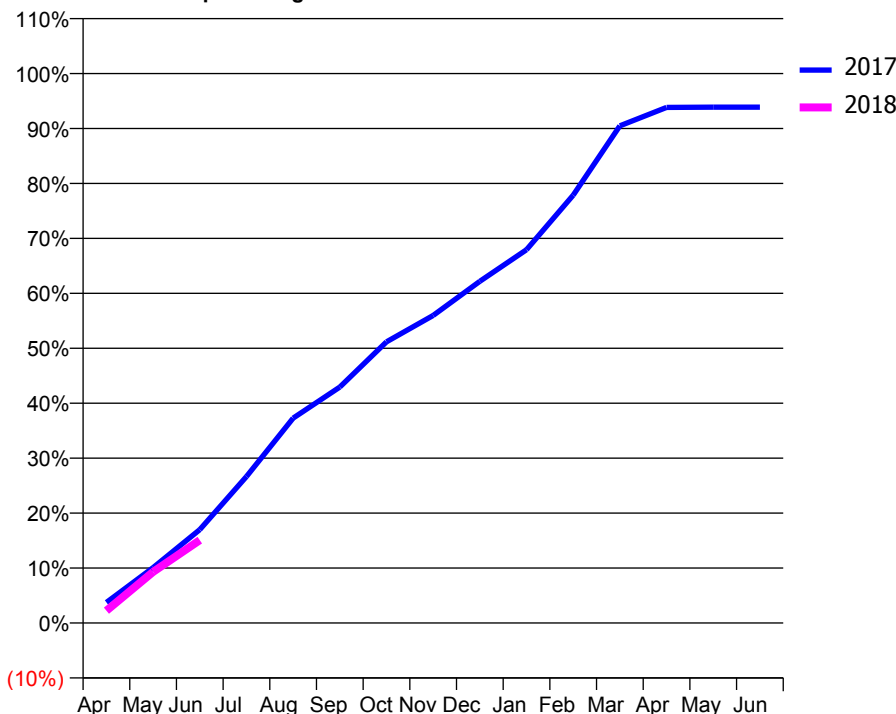
ACCESS*

Patients seen in 24 months	Total	Change since previous quarter
Quarter ending June 2016	4,810	
Quarter ending September 2016	4,886	→
Quarter ending December 2016	4,807	↓
Quarter ending March 2017	4,769	→
Quarter ending June 2017	4,721	↓
Variance since June 2016	(1.9%)	↓



ACTIVITY

Cumulative percentage of contracted UDA delivered 2017 & 2018



Month	Adjusted Scheduled Activity (UDA)	
	2017	2018
April	654	392
May	1,763	1,628
June	2,974	2,639
July	4,665	
August	6,526	
September	7,514	
October	8,954	
November	9,795	
December	10,881	
January	11,890	
February	13,625	
March	15,832	
April	16,419	
May	16,428	
June	16,428	

QUALITY

	Quantity	Base Number	Contract	AT	Region	England
% of FP17s for the same patient ID Re-attending within 3 months - Children	27	299	9.0%	12.3%	13.0%	12.0%
% of FP17s for the same patient ID Re-attending within 3 months - Adults	197	1,042	18.9%	15.5%	16.6%	16.0%
% of FP17s for the same patient ID Re-attending between 3 & 9 months - Children	132	299	44.1%	54.6%	59.5%	58.0%
% of FP17s for the same patient ID Re-attending between 3 & 9 months - Adults	479	1,042	46.0%	50.8%	53.1%	50.9%
% of FP17s for Band 1 Urgent Courses	109	1,121	9.7%	8.9%	9.3%	9.1%
% of FP17s Relating to Free Repair or Replacements	17	1,121	1.5%	1.2%	1.0%	0.8%
% of FP17s Relating to Continuations	44	1,121	3.9%	1.6%	1.3%	1.1%
% of Patients satisfied with the dentistry they have received	4	8	N/A	90.5%	91.9%	91.7%
% of Patients satisfied with the time they had to wait for an appointment	4	8	N/A	87.1%	88.7%	88.0%

* This is based on patients treated on this contract for their most recent course of treatment. Figures in italics indicate the base number of FP17s or Patient Questionnaire responses are less than 100. N/A is shown where the base number of responses is less than 10 during the period. % is calculated as Quantity/Base number*100

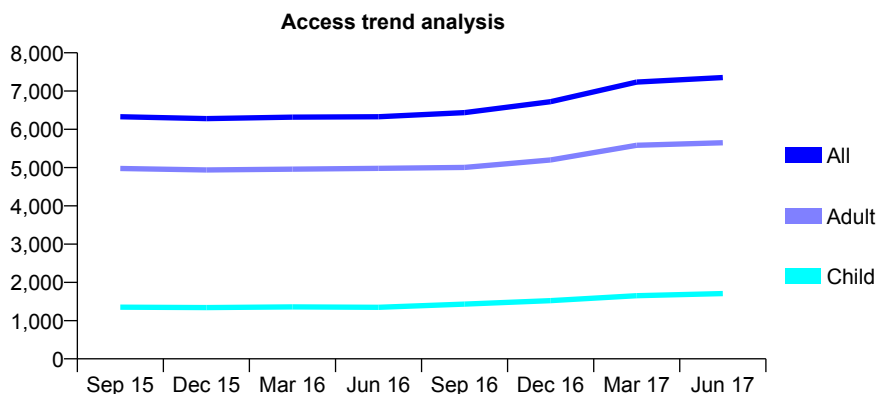
Q45 - Vital Signs At a Glance Contract Report for 101338/0058 - June 2017

Name or company name	Whitecross Dental Care Limited
Contract type name	GDS Contract
Purpose of contract	General
Contract start date	01/01/2008
Contract end date	

17/18 Contracted general activity (UDA)	18,724
Carry forward general activity (UDA)	0
17/18 Contracted orthodontic activity (UOA)	0
Carry forward orthodontic activity (UOA)	0
Baseline contract value	£489,977.42

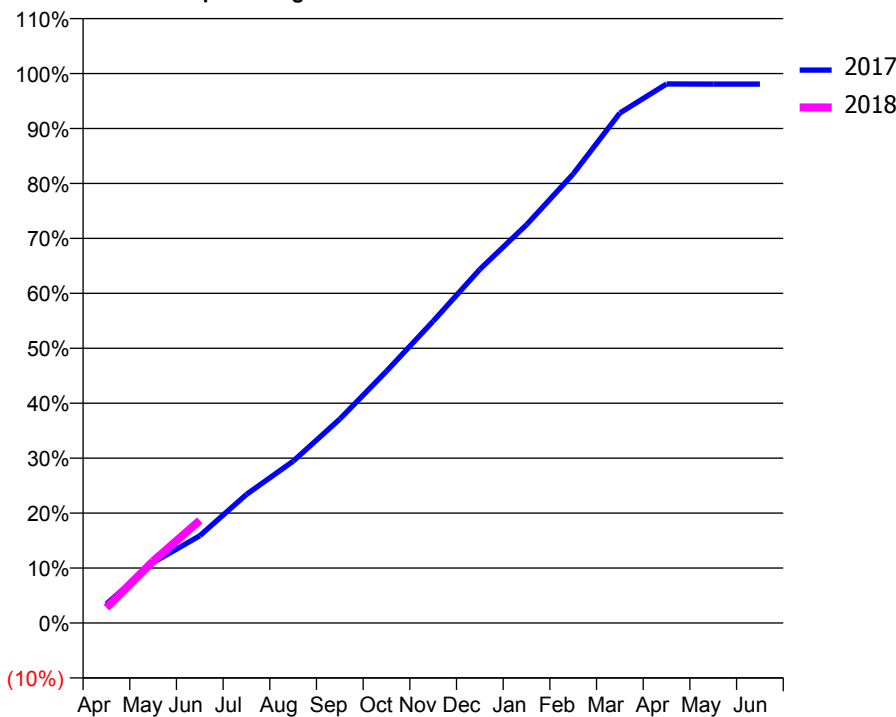
ACCESS*

Patients seen in 24 months	Total	Change since previous quarter
Quarter ending June 2016	6,330	
Quarter ending September 2016	6,436	→
Quarter ending December 2016	6,723	↑
Quarter ending March 2017	7,234	↑
Quarter ending June 2017	7,354	→
Variance since June 2016	16.2%	↑



ACTIVITY

Cumulative percentage of contracted UDA delivered 2017 & 2018



Month	Adjusted Scheduled Activity (UDA)	
	2017	2018
April	649	527
May	2,059	2,110
June	2,975	3,496
July	4,384	
August	5,515	
September	6,949	
October	8,583	
November	10,283	
December	12,052	
January	13,570	
February	15,303	
March	17,379	
April	18,370	
May	18,364	
June	18,364	

QUALITY

	Quantity	Base Number	Contract	AT	Region	England
% of FP17s for the same patient ID Re-attending within 3 months - Children	27	575	4.7%	12.3%	13.0%	12.0%
% of FP17s for the same patient ID Re-attending within 3 months - Adults	176	1,656	10.6%	15.5%	16.6%	16.0%
% of FP17s for the same patient ID Re-attending between 3 & 9 months - Children	295	575	51.3%	54.6%	59.5%	58.0%
% of FP17s for the same patient ID Re-attending between 3 & 9 months - Adults	802	1,656	48.4%	50.8%	53.1%	50.9%
% of FP17s for Band 1 Urgent Courses	136	1,794	7.6%	8.9%	9.3%	9.1%
% of FP17s Relating to Free Repair or Replacements	10	1,794	0.6%	1.2%	1.0%	0.8%
% of FP17s Relating to Continuations	20	1,794	1.1%	1.6%	1.3%	1.1%
% of Patients satisfied with the dentistry they have received	21	22	95.5%	90.5%	91.9%	91.7%
% of Patients satisfied with the time they had to wait for an appointment	19	22	86.4%	87.1%	88.7%	88.0%

* This is based on patients treated on this contract for their most recent course of treatment. Figures in italics indicate the base number of FP17s or Patient Questionnaire responses are less than 100. N/A is shown where the base number of responses is less than 10 during the period. % is calculated as Quantity/Base number*100

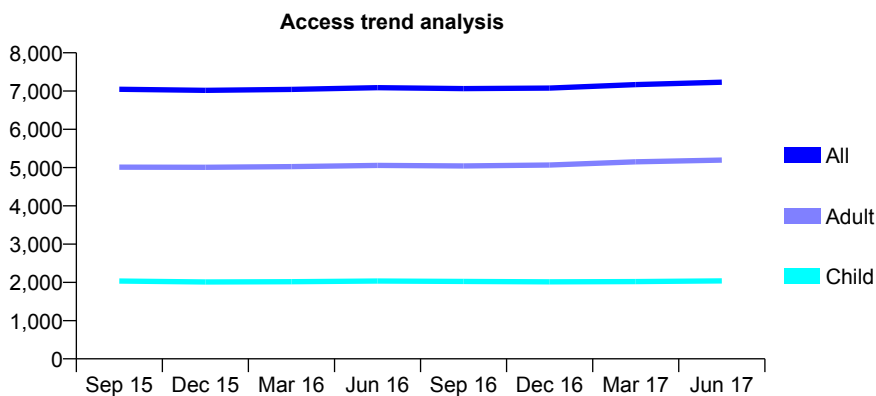
Q45 - Vital Signs At a Glance Contract Report for 101338/0082 - June 2017

Name or company name	Whitecross Dental Care Limited
Contract type name	GDS Contract
Purpose of contract	General and Orthodontic
Contract start date	01/04/2009
Contract end date	

17/18 Contracted general activity (UDA)	18,500
Carry forward general activity (UDA)	0
17/18 Contracted orthodontic activity (UOA)	1,249
Carry forward orthodontic activity (UOA)	0
Baseline contract value	£595,395.99

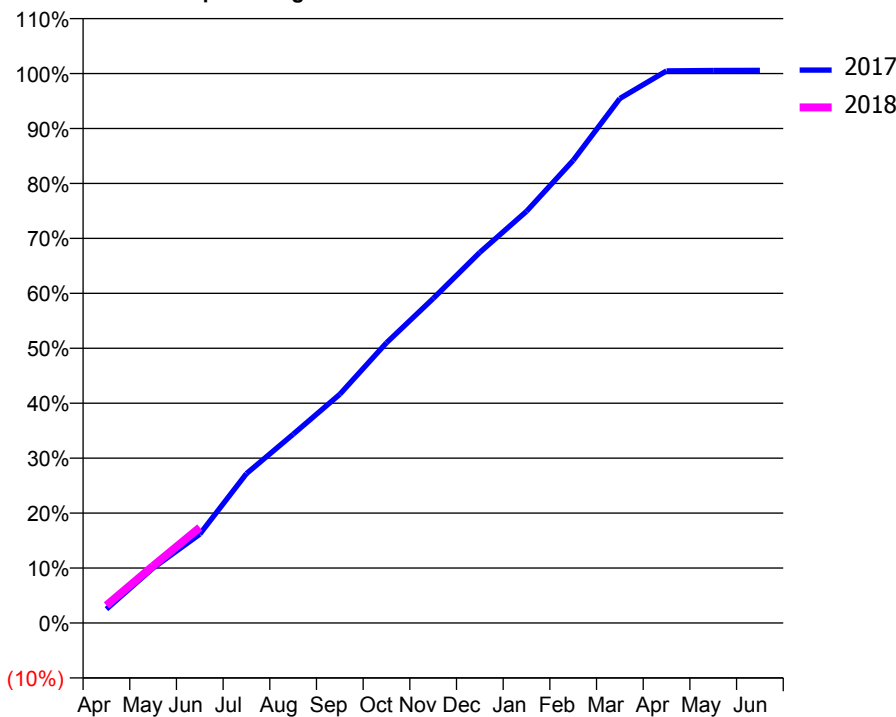
ACCESS*

Patients seen in 24 months	Total	Change since previous quarter
Quarter ending June 2016	7,090	
Quarter ending September 2016	7,065	→
Quarter ending December 2016	7,079	→
Quarter ending March 2017	7,168	→
Quarter ending June 2017	7,233	→
Variance since June 2016	2.0%	↑



ACTIVITY

Cumulative percentage of contracted UDA delivered 2017 & 2018



Month	Adjusted Scheduled Activity (UDA)	
	2017	2018
April	468	595
May	1,850	1,925
June	2,991	3,219
July	5,029	
August	6,355	
September	7,699	
October	9,436	
November	10,923	
December	12,478	
January	13,861	
February	15,575	
March	17,657	
April	18,589	
May	18,602	
June	18,605	

QUALITY

	Quantity	Base Number	Contract	AT	Region	England
% of FP17s for the same patient ID Re-attending within 3 months - Children	49	622	7.9%	12.3%	13.0%	12.0%
% of FP17s for the same patient ID Re-attending within 3 months - Adults	192	1,444	13.3%	15.5%	16.6%	16.0%
% of FP17s for the same patient ID Re-attending between 3 & 9 months - Children	308	622	49.5%	54.6%	59.5%	58.0%
% of FP17s for the same patient ID Re-attending between 3 & 9 months - Adults	633	1,444	43.8%	50.8%	53.1%	50.9%
% of FP17s for Band 1 Urgent Courses	164	1,655	9.9%	8.9%	9.3%	9.1%
% of FP17s Relating to Free Repair or Replacements	18	1,655	1.1%	1.2%	1.0%	0.8%
% of FP17s Relating to Continuations	28	1,655	1.7%	1.6%	1.3%	1.1%
% of Patients satisfied with the dentistry they have received	8	10	80.0%	90.5%	91.9%	91.7%
% of Patients satisfied with the time they had to wait for an appointment	8	10	80.0%	87.1%	88.7%	88.0%

* This is based on patients treated on this contract for their most recent course of treatment. Figures in italics indicate the base number of FP17s or Patient Questionnaire responses are less than 100. N/A is shown where the base number of responses is less than 10 during the period. % is calculated as Quantity/Base number*100

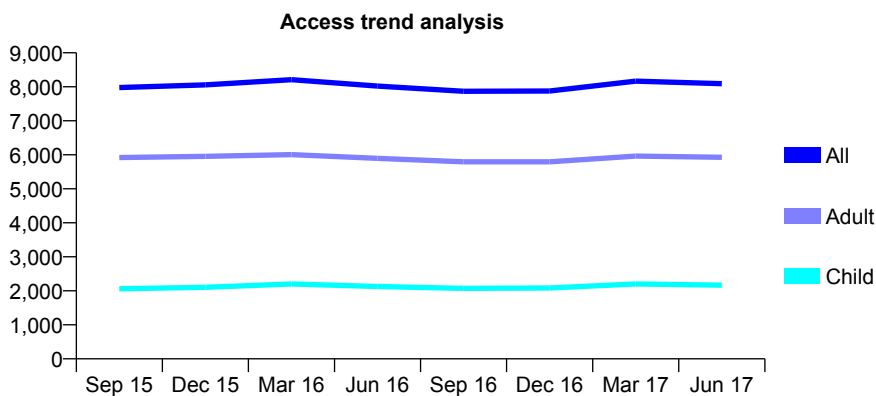
Q45 - Vital Signs At a Glance Contract Report for 101338/0083 - June 2017

Name or company name	Whitecross Dental Care Limited
Contract type name	GDS Contract
Purpose of contract	General and Orthodontic
Contract start date	01/04/2009
Contract end date	

17/18 Contracted general activity (UDA)	25,906
Carry forward general activity (UDA)	0
17/18 Contracted orthodontic activity (UOA)	500
Carry forward orthodontic activity (UOA)	0
Baseline contract value	£752,763.85

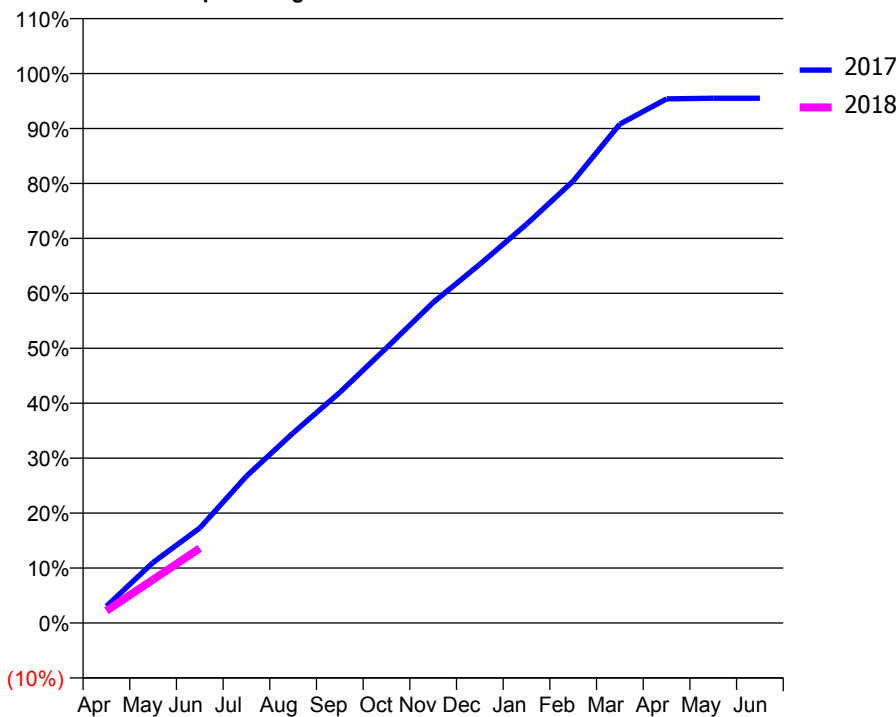
ACCESS*

Patients seen in 24 months	Total	Change since previous quarter
Quarter ending June 2016	8,023	
Quarter ending September 2016	7,869	↓
Quarter ending December 2016	7,877	→
Quarter ending March 2017	8,167	↑
Quarter ending June 2017	8,091	→
Variance since June 2016	0.8%	→



ACTIVITY

Cumulative percentage of contracted UDA delivered 2017 & 2018



Month	Adjusted Scheduled Activity (UDA)	
	2017	2018
April	786	573
May	2,855	2,049
June	4,478	3,523
July	6,927	
August	8,959	
September	10,874	
October	12,971	
November	15,113	
December	16,913	
January	18,800	
February	20,838	
March	23,521	
April	24,711	
May	24,743	
June	24,743	

QUALITY

	Quantity	Base Number	Contract	AT	Region	England
% of FP17s for the same patient ID Re-attending within 3 months - Children	41	624	6.6%	12.3%	13.0%	12.0%
% of FP17s for the same patient ID Re-attending within 3 months - Adults	163	1,745	9.3%	15.5%	16.6%	16.0%
% of FP17s for the same patient ID Re-attending between 3 & 9 months - Children	345	624	55.3%	54.6%	59.5%	58.0%
% of FP17s for the same patient ID Re-attending between 3 & 9 months - Adults	1,041	1,745	59.7%	50.8%	53.1%	50.9%
% of FP17s for Band 1 Urgent Courses	148	1,862	7.9%	8.9%	9.3%	9.1%
% of FP17s Relating to Free Repair or Replacements	18	1,862	1.0%	1.2%	1.0%	0.8%
% of FP17s Relating to Continuations	14	1,862	0.8%	1.6%	1.3%	1.1%
% of Patients satisfied with the dentistry they have received	23	23	100.0%	90.5%	91.9%	91.7%
% of Patients satisfied with the time they had to wait for an appointment	21	23	91.3%	87.1%	88.7%	88.0%

* This is based on patients treated on this contract for their most recent course of treatment. Figures in italics indicate the base number of FP17s or Patient Questionnaire responses are less than 100. N/A is shown where the base number of responses is less than 10 during the period. % is calculated as Quantity/Base number*100

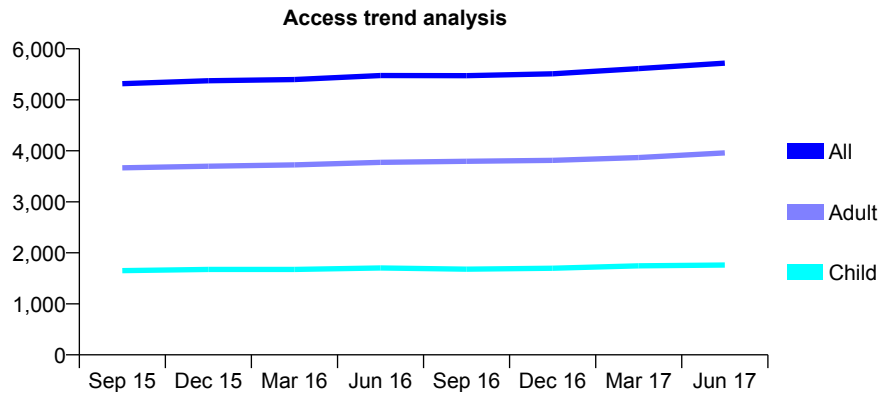
Q45 - Vital Signs At a Glance Contract Report for 101338/0085 - June 2017

Name or company name	Whitecross Dental Care Limited
Contract type name	GDS Contract
Purpose of contract	General
Contract start date	01/04/2009
Contract end date	

17/18 Contracted general activity (UDA)	19,500
Carry forward general activity (UDA)	0
17/18 Contracted orthodontic activity (UOA)	0
Carry forward orthodontic activity (UOA)	0
Baseline contract value	£542,218.83

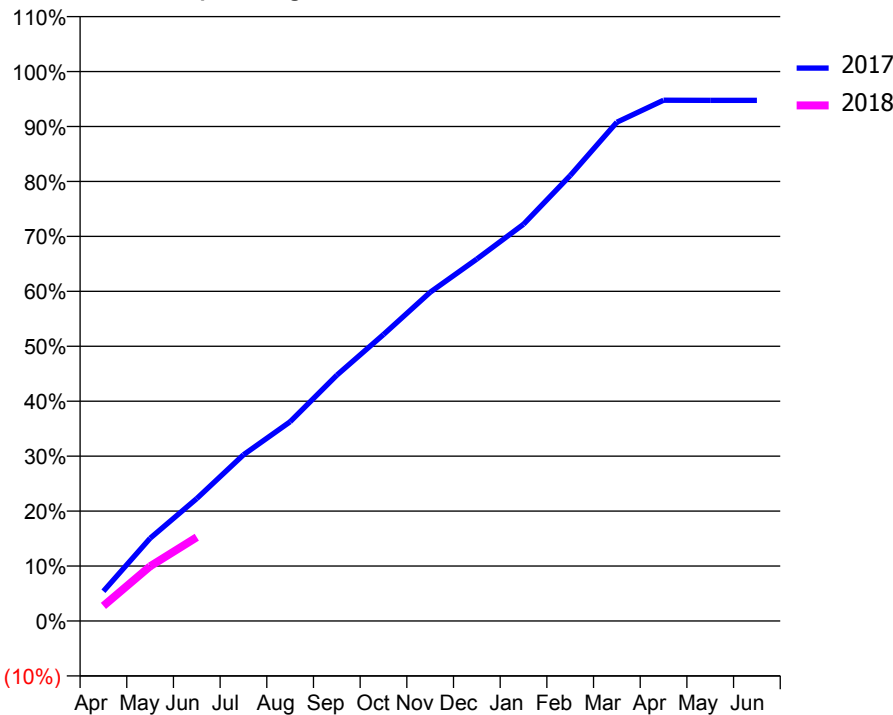
ACCESS*

Patients seen in 24 months	Total	Change since previous quarter
Quarter ending June 2016	5,476	
Quarter ending September 2016	5,474	→
Quarter ending December 2016	5,510	→
Quarter ending March 2017	5,612	→
Quarter ending June 2017	5,720	→
Variance since June 2016	4.5%	↑



ACTIVITY

Cumulative percentage of contracted UDA delivered 2017 & 2018



Month	Adjusted Scheduled Activity (UDA)	
	2017	2018
April	1,057	539
May	2,936	1,940
June	4,344	2,974
July	5,901	
August	7,073	
September	8,723	
October	10,166	
November	11,668	
December	12,845	
January	14,082	
February	15,806	
March	17,699	
April	18,482	
May	18,474	
June	18,477	

QUALITY

	Quantity	Base Number	Contract	AT	Region	England
% of FP17s for the same patient ID Re-attending within 3 months - Children	59	518	11.4%	12.3%	13.0%	12.0%
% of FP17s for the same patient ID Re-attending within 3 months - Adults	115	1,052	10.9%	15.5%	16.6%	16.0%
% of FP17s for the same patient ID Re-attending between 3 & 9 months - Children	233	518	45.0%	54.6%	59.5%	58.0%
% of FP17s for the same patient ID Re-attending between 3 & 9 months - Adults	488	1,052	46.4%	50.8%	53.1%	50.9%
% of FP17s for Band 1 Urgent Courses	94	1,265	7.4%	8.9%	9.3%	9.1%
% of FP17s Relating to Free Repair or Replacements	3	1,265	0.2%	1.2%	1.0%	0.8%
% of FP17s Relating to Continuations	19	1,265	1.5%	1.6%	1.3%	1.1%
% of Patients satisfied with the dentistry they have received	5	5	N/A	90.5%	91.9%	91.7%
% of Patients satisfied with the time they had to wait for an appointment	5	5	N/A	87.1%	88.7%	88.0%

* This is based on patients treated on this contract for their most recent course of treatment. Figures in italics indicate the base number of FP17s or Patient Questionnaire responses are less than 100. N/A is shown where the base number of responses is less than 10 during the period. % is calculated as Quantity/Base number*100

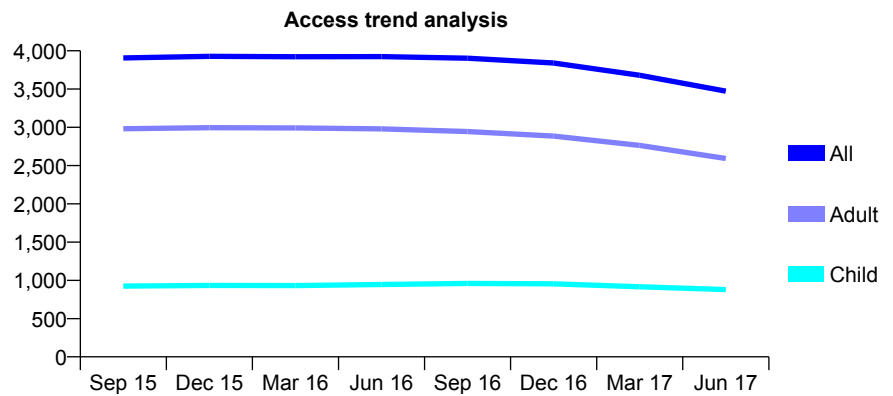
Q45 - Vital Signs At a Glance Contract Report for 101435/0059 - June 2017

Name or company name	IDH Limited
Contract type name	GDS Contract
Purpose of contract	General
Contract start date	01/04/2007
Contract end date	

17/18 Contracted general activity (UDA)	14,807
Carry forward general activity (UDA)	0
17/18 Contracted orthodontic activity (UOA)	0
Carry forward orthodontic activity (UOA)	0
Baseline contract value	£313,208.30

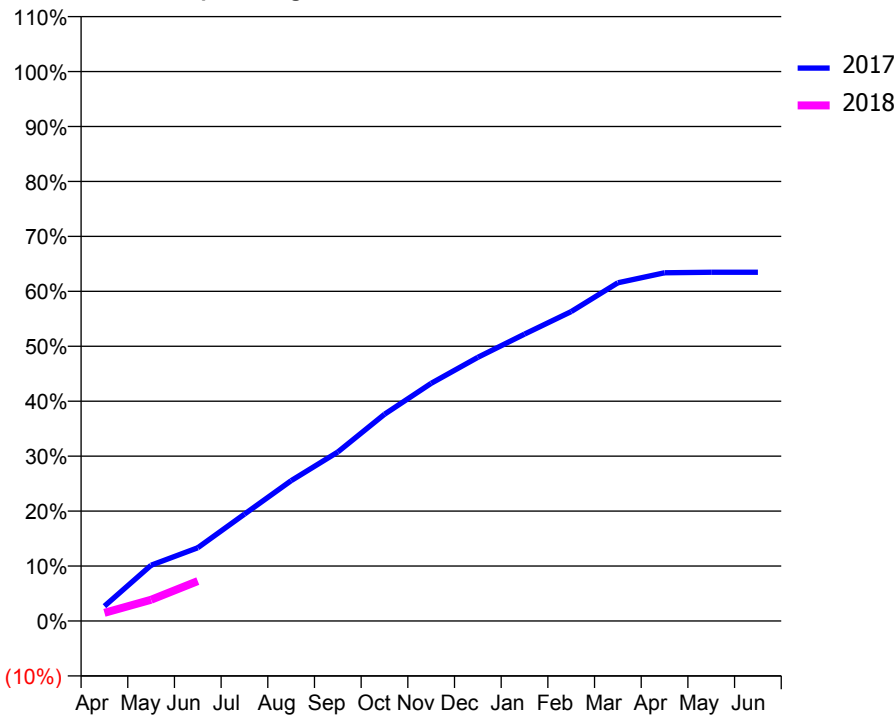
ACCESS*

Patients seen in 24 months	Total	Change since previous quarter
Quarter ending June 2016	3,924	
Quarter ending September 2016	3,903	→
Quarter ending December 2016	3,840	↓
Quarter ending March 2017	3,680	↓
Quarter ending June 2017	3,472	↓
Variance since June 2016	(11.5%)	↓



ACTIVITY

Cumulative percentage of contracted UDA delivered 2017 & 2018



Month	Adjusted Scheduled Activity (UDA)	
	2017	2018
April	401	220
May	1,503	573
June	1,976	1,077
July	2,880	
August	3,780	
September	4,553	
October	5,572	
November	6,406	
December	7,106	
January	7,730	
February	8,338	
March	9,115	
April	9,383	
May	9,399	
June	9,399	

QUALITY

	Quantity	Base Number	Contract	AT	Region	England
% of FP17s for the same patient ID Re-attending within 3 months - Children	3	146	2.1%	12.3%	13.0%	12.0%
% of FP17s for the same patient ID Re-attending within 3 months - Adults	48	511	9.4%	15.5%	16.6%	16.0%
% of FP17s for the same patient ID Re-attending between 3 & 9 months - Children	84	146	57.5%	54.6%	59.5%	58.0%
% of FP17s for the same patient ID Re-attending between 3 & 9 months - Adults	284	511	55.6%	50.8%	53.1%	50.9%
% of FP17s for Band 1 Urgent Courses	58	556	10.4%	8.9%	9.3%	9.1%
% of FP17s Relating to Free Repair or Replacements	2	556	0.4%	1.2%	1.0%	0.8%
% of FP17s Relating to Continuations	4	556	0.7%	1.6%	1.3%	1.1%
% of Patients satisfied with the dentistry they have received	18	22	81.8%	90.5%	91.9%	91.7%
% of Patients satisfied with the time they had to wait for an appointment	14	22	63.6%	87.1%	88.7%	88.0%

* This is based on patients treated on this contract for their most recent course of treatment. Figures in italics indicate the base number of FP17s or Patient Questionnaire responses are less than 100. N/A is shown where the base number of responses is less than 10 during the period. % is calculated as Quantity/Base number*100

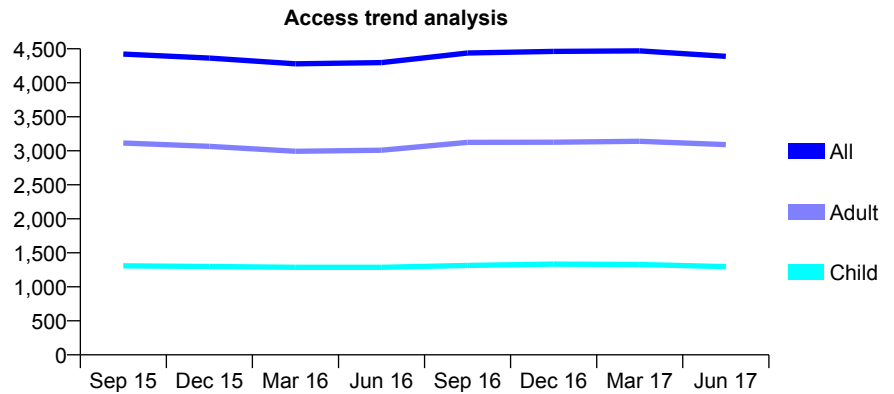
Q45 - Vital Signs At a Glance Contract Report for 101435/0060 - June 2017

Name or company name	IDH Limited
Contract type name	GDS Contract
Purpose of contract	General
Contract start date	11/06/2007
Contract end date	

17/18 Contracted general activity (UDA)	15,717
Carry forward general activity (UDA)	0
17/18 Contracted orthodontic activity (UOA)	0
Carry forward orthodontic activity (UOA)	0
Baseline contract value	£343,430.23

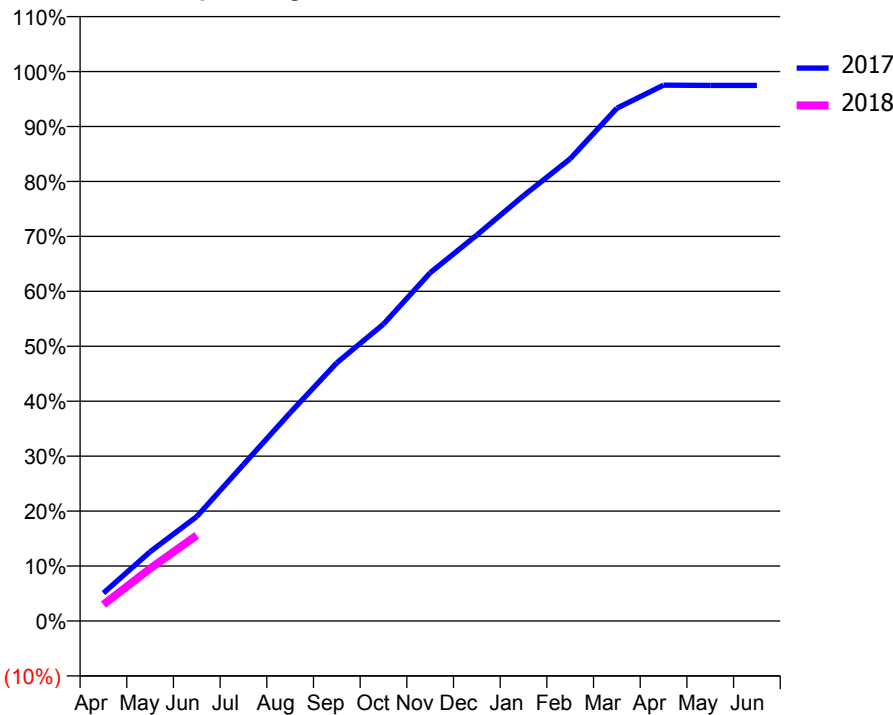
ACCESS*

Patients seen in 24 months	Total	Change since previous quarter
Quarter ending June 2016	4,297	
Quarter ending September 2016	4,439	↑
Quarter ending December 2016	4,461	→
Quarter ending March 2017	4,470	→
Quarter ending June 2017	4,389	↓
Variance since June 2016	2.1%	↑



ACTIVITY

Cumulative percentage of contracted UDA delivered 2017 & 2018



Month	Adjusted Scheduled Activity (UDA)	
	2017	2018
April	799	471
May	1,983	1,500
June	2,989	2,450
July	4,477	
August	5,956	
September	7,386	
October	8,490	
November	9,960	
December	11,039	
January	12,163	
February	13,223	
March	14,666	
April	15,328	
May	15,319	
June	15,319	

QUALITY

	Quantity	Base Number	Contract	AT	Region	England
% of FP17s for the same patient ID Re-attending within 3 months - Children	25	385	6.5%	12.3%	13.0%	12.0%
% of FP17s for the same patient ID Re-attending within 3 months - Adults	108	798	13.5%	15.5%	16.6%	16.0%
% of FP17s for the same patient ID Re-attending between 3 & 9 months - Children	214	385	55.6%	54.6%	59.5%	58.0%
% of FP17s for the same patient ID Re-attending between 3 & 9 months - Adults	372	798	46.6%	50.8%	53.1%	50.9%
% of FP17s for Band 1 Urgent Courses	55	957	5.7%	8.9%	9.3%	9.1%
% of FP17s Relating to Free Repair or Replacements	7	957	0.7%	1.2%	1.0%	0.8%
% of FP17s Relating to Continuations	28	957	2.9%	1.6%	1.3%	1.1%
% of Patients satisfied with the dentistry they have received	14	17	82.4%	90.5%	91.9%	91.7%
% of Patients satisfied with the time they had to wait for an appointment	17	17	100.0%	87.1%	88.7%	88.0%

* This is based on patients treated on this contract for their most recent course of treatment. Figures in italics indicate the base number of FP17s or Patient Questionnaire responses are less than 100. N/A is shown where the base number of responses is less than 10 during the period. % is calculated as Quantity/Base number*100

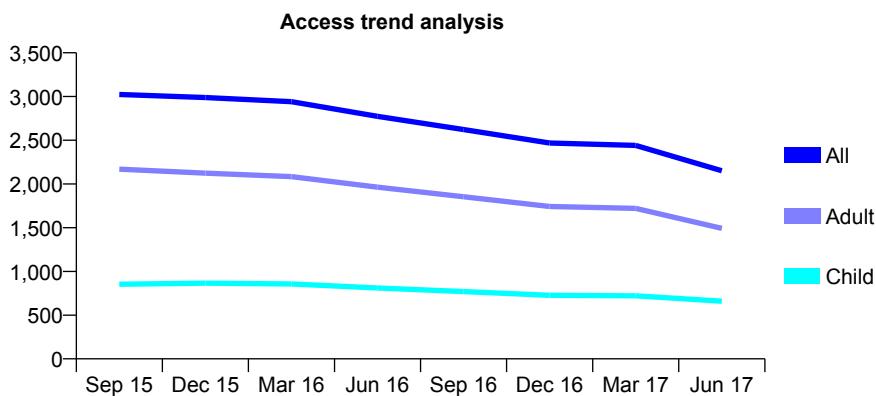
Q45 - Vital Signs At a Glance Contract Report for 101435/0061 - June 2017

Name or company name	IDH Limited
Contract type name	GDS Contract
Purpose of contract	General
Contract start date	18/06/2007
Contract end date	

17/18 Contracted general activity (UDA)	9,500
Carry forward general activity (UDA)	0
17/18 Contracted orthodontic activity (UOA)	0
Carry forward orthodontic activity (UOA)	0
Baseline contract value	£200,950.82

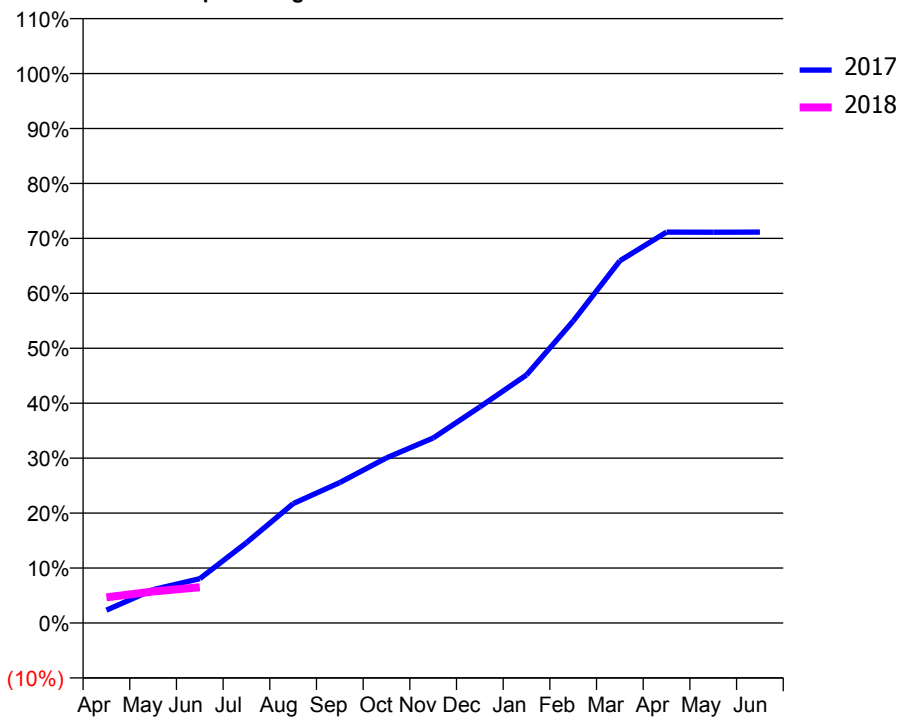
ACCESS*

Patients seen in 24 months	Total	Change since previous quarter
Quarter ending June 2016	2,773	
Quarter ending September 2016	2,623	↓
Quarter ending December 2016	2,469	↓
Quarter ending March 2017	2,441	↓
Quarter ending June 2017	2,151	↓
Variance since June 2016	(22.4%)	↓



ACTIVITY

Cumulative percentage of contracted UDA delivered 2017 & 2018



Month	2017	2018
April	223	444
May	578	545
June	767	620
July	1,389	
August	2,064	
September	2,430	
October	2,854	
November	3,199	
December	3,735	
January	4,288	
February	5,221	
March	6,263	
April	6,758	
May	6,755	
June	6,759	

QUALITY

	Quantity	Base Number	Contract	AT	Region	England
% of FP17s for the same patient ID Re-attending within 3 months - Children	4	91	4.4%	12.3%	13.0%	12.0%
% of FP17s for the same patient ID Re-attending within 3 months - Adults	34	198	17.2%	15.5%	16.6%	16.0%
% of FP17s for the same patient ID Re-attending between 3 & 9 months - Children	34	91	37.4%	54.6%	59.5%	58.0%
% of FP17s for the same patient ID Re-attending between 3 & 9 months - Adults	55	198	27.8%	50.8%	53.1%	50.9%
% of FP17s for Band 1 Urgent Courses	9	156	5.8%	8.9%	9.3%	9.1%
% of FP17s Relating to Free Repair or Replacements	2	156	1.3%	1.2%	1.0%	0.8%
% of FP17s Relating to Continuations	6	156	3.8%	1.6%	1.3%	1.1%
% of Patients satisfied with the dentistry they have received	3	3	N/A	90.5%	91.9%	91.7%
% of Patients satisfied with the time they had to wait for an appointment	3	3	N/A	87.1%	88.7%	88.0%

* This is based on patients treated on this contract for their most recent course of treatment. Figures in italics indicate the base number of FP17s or Patient Questionnaire responses are less than 100. N/A is shown where the base number of responses is less than 10 during the period. % is calculated as Quantity/Base number*100

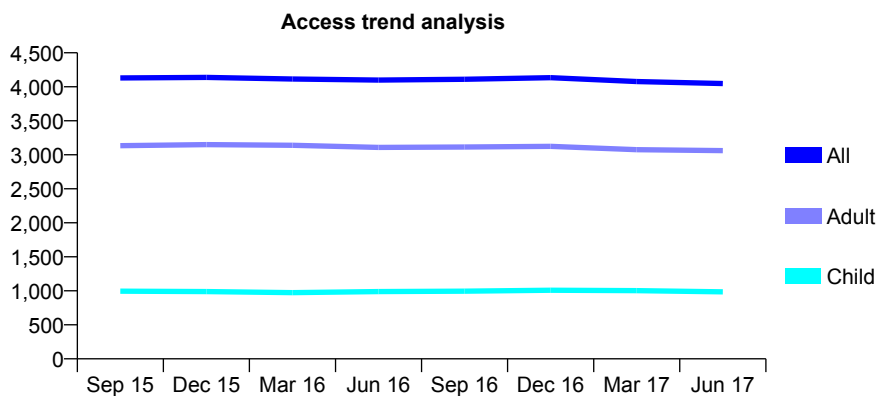
Q45 - Vital Signs At a Glance Contract Report for 101435/0078 - June 2017

Name or company name	IDH Limited
Contract type name	GDS Contract
Purpose of contract	General
Contract start date	01/01/2008
Contract end date	

17/18 Contracted general activity (UDA)	12,900
Carry forward general activity (UDA)	0
17/18 Contracted orthodontic activity (UOA)	0
Carry forward orthodontic activity (UOA)	0
Baseline contract value	£343,645.66

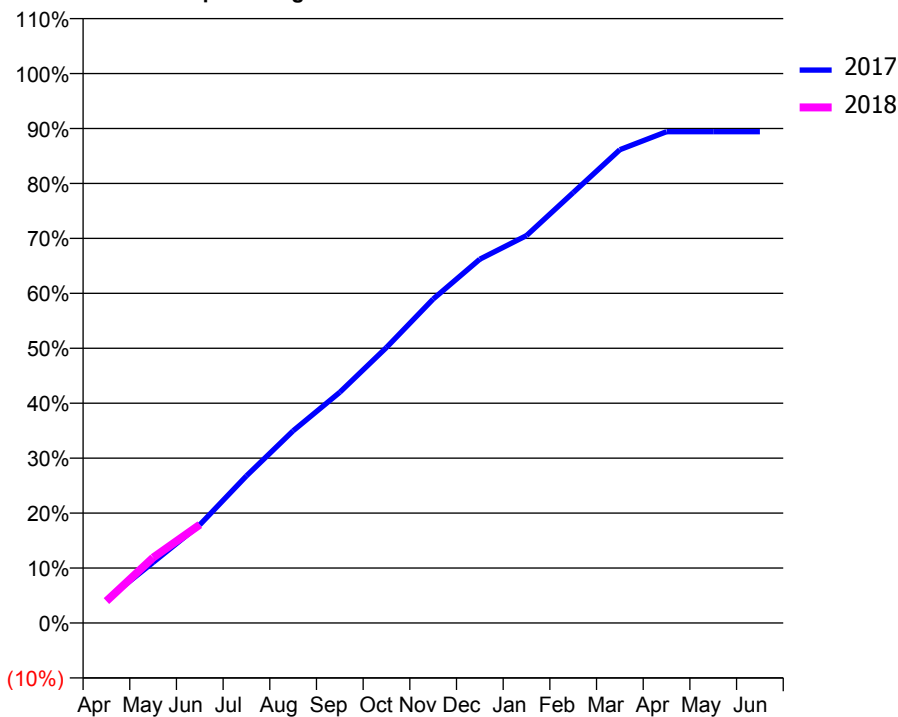
ACCESS*

Patients seen in 24 months	Total	Change since previous quarter
Quarter ending June 2016	4,099	
Quarter ending September 2016	4,111	→
Quarter ending December 2016	4,134	→
Quarter ending March 2017	4,078	↓
Quarter ending June 2017	4,048	→
Variance since June 2016	(1.2%)	↓



ACTIVITY

Cumulative percentage of contracted UDA delivered 2017 & 2018



Month	Adjusted Scheduled Activity (UDA)	
	2017	2018
April	544	516
May	1,421	1,536
June	2,305	2,309
July	3,453	
August	4,511	
September	5,417	
October	6,469	
November	7,604	
December	8,540	
January	9,095	
February	10,103	
March	11,112	
April	11,535	
May	11,533	
June	11,533	

QUALITY

	Quantity	Base Number	Contract	AT	Region	England
% of FP17s for the same patient ID Re-attending within 3 months - Children	20	312	6.4%	12.3%	13.0%	12.0%
% of FP17s for the same patient ID Re-attending within 3 months - Adults	84	939	8.9%	15.5%	16.6%	16.0%
% of FP17s for the same patient ID Re-attending between 3 & 9 months - Children	197	312	63.1%	54.6%	59.5%	58.0%
% of FP17s for the same patient ID Re-attending between 3 & 9 months - Adults	553	939	58.9%	50.8%	53.1%	50.9%
% of FP17s for Band 1 Urgent Courses	45	1,068	4.2%	8.9%	9.3%	9.1%
% of FP17s Relating to Free Repair or Replacements	7	1,068	0.7%	1.2%	1.0%	0.8%
% of FP17s Relating to Continuations	12	1,068	1.1%	1.6%	1.3%	1.1%
% of Patients satisfied with the dentistry they have received	7	8	N/A	90.5%	91.9%	91.7%
% of Patients satisfied with the time they had to wait for an appointment	6	8	N/A	87.1%	88.7%	88.0%

* This is based on patients treated on this contract for their most recent course of treatment. Figures in italics indicate the base number of FP17s or Patient Questionnaire responses are less than 100. N/A is shown where the base number of responses is less than 10 during the period. % is calculated as Quantity/Base number*100

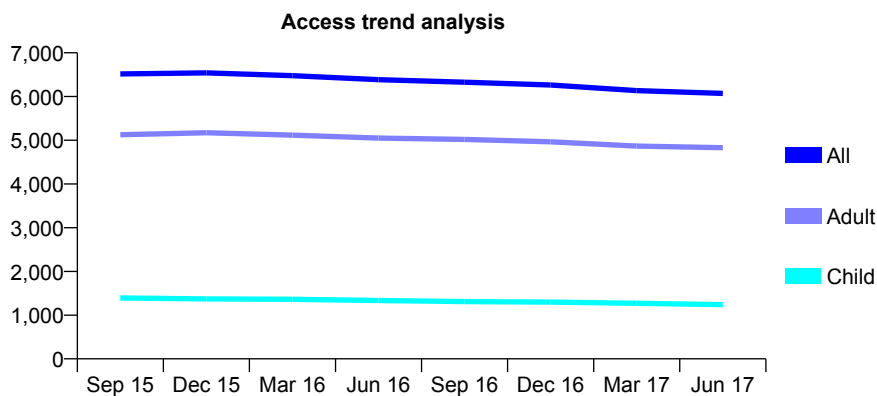
Q45 - Vital Signs At a Glance Contract Report for 101435/0115 - June 2017

Name or company name	IDH Limited
Contract type name	GDS Contract
Purpose of contract	General
Contract start date	01/09/2008
Contract end date	

17/18 Contracted general activity (UDA)	20,000
Carry forward general activity (UDA)	0
17/18 Contracted orthodontic activity (UOA)	0
Carry forward orthodontic activity (UOA)	0
Baseline contract value	£499,838.46

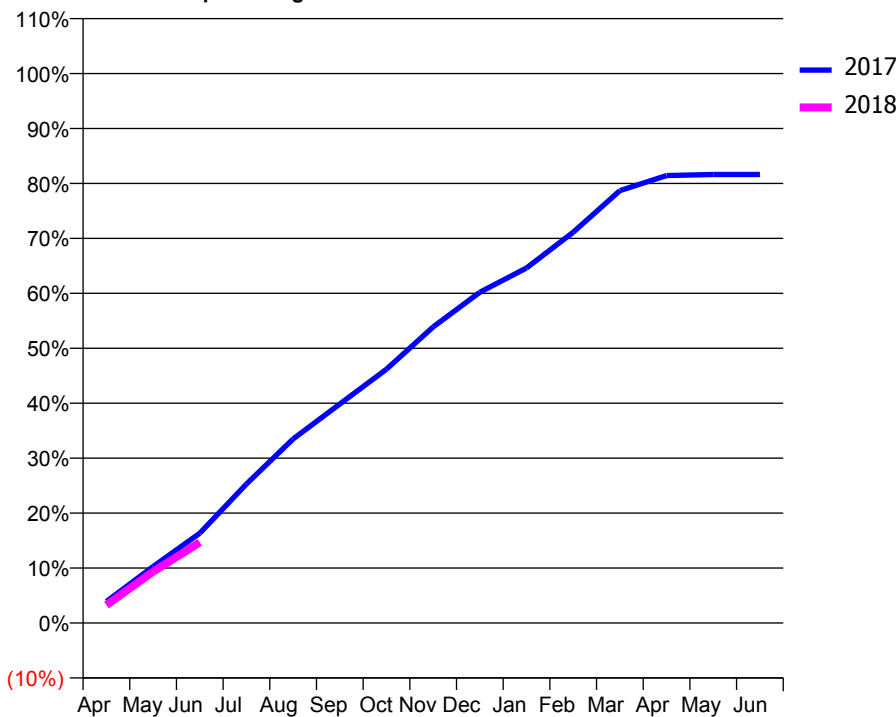
ACCESS*

Patients seen in 24 months	Total	Change since previous quarter
Quarter ending June 2016	6,385	
Quarter ending September 2016	6,327	→
Quarter ending December 2016	6,262	↓
Quarter ending March 2017	6,136	↓
Quarter ending June 2017	6,071	↓
Variance since June 2016	(4.9%)	↓



ACTIVITY

Cumulative percentage of contracted UDA delivered 2017 & 2018



Month	Adjusted Scheduled Activity (UDA)	
	2017	2018
April	782	655
May	2,056	1,871
June	3,268	2,932
July	5,058	
August	6,699	
September	7,972	
October	9,239	
November	10,777	
December	12,040	
January	12,924	
February	14,221	
March	15,736	
April	16,287	
May	16,324	
June	16,324	

QUALITY

	Quantity	Base Number	Contract	AT	Region	England
% of FP17s for the same patient ID Re-attending within 3 months - Children	16	401	4.0%	12.3%	13.0%	12.0%
% of FP17s for the same patient ID Re-attending within 3 months - Adults	160	1,363	11.7%	15.5%	16.6%	16.0%
% of FP17s for the same patient ID Re-attending between 3 & 9 months - Children	256	401	63.8%	54.6%	59.5%	58.0%
% of FP17s for the same patient ID Re-attending between 3 & 9 months - Adults	689	1,363	50.6%	50.8%	53.1%	50.9%
% of FP17s for Band 1 Urgent Courses	180	1,487	12.1%	8.9%	9.3%	9.1%
% of FP17s Relating to Free Repair or Replacements	3	1,487	0.2%	1.2%	1.0%	0.8%
% of FP17s Relating to Continuations	11	1,487	0.7%	1.6%	1.3%	1.1%
% of Patients satisfied with the dentistry they have received	22	24	91.7%	90.5%	91.9%	91.7%
% of Patients satisfied with the time they had to wait for an appointment	22	24	91.7%	87.1%	88.7%	88.0%

* This is based on patients treated on this contract for their most recent course of treatment. Figures in italics indicate the base number of FP17s or Patient Questionnaire responses are less than 100. N/A is shown where the base number of responses is less than 10 during the period. % is calculated as Quantity/Base number*100

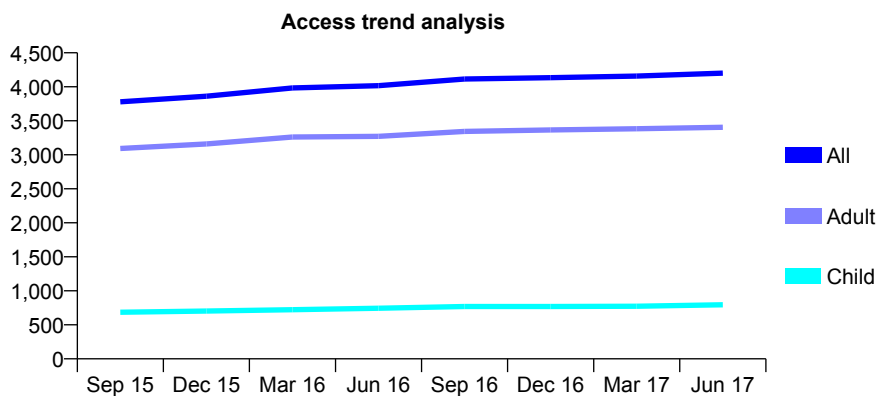
Q45 - Vital Signs At a Glance Contract Report for 103888/0001 - June 2017

Name or company name	The Fairfield Dental Practice Partnership
Contract type name	GDS Contract
Purpose of contract	General
Contract start date	23/11/2011
Contract end date	

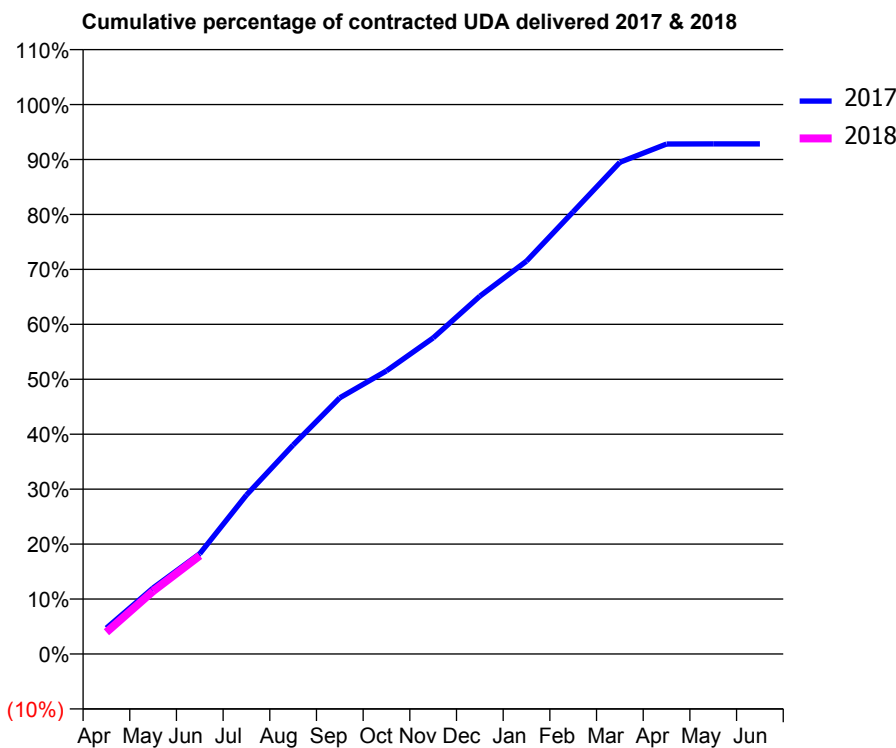
17/18 Contracted general activity (UDA)	12,432
Carry forward general activity (UDA)	0
17/18 Contracted orthodontic activity (UOA)	0
Carry forward orthodontic activity (UOA)	0
Baseline contract value	£321,352.77

ACCESS*

Patients seen in 24 months	Total	Change since previous quarter
Quarter ending June 2016	4,016	
Quarter ending September 2016	4,114	↑
Quarter ending December 2016	4,134	→
Quarter ending March 2017	4,158	→
Quarter ending June 2017	4,201	→
Variance since June 2016	4.6%	↑



ACTIVITY



Month	Adjusted Scheduled Activity (UDA)	
	2017	2018
April	586	494
May	1,495	1,423
June	2,270	2,225
July	3,597	
August	4,730	
September	5,797	
October	6,408	
November	7,152	
December	8,095	
January	8,890	
February	10,006	
March	11,124	
April	11,538	
May	11,540	
June	11,540	

QUALITY

	Quantity	Base Number	Contract	AT	Region	England
% of FP17s for the same patient ID Re-attending within 3 months - Children	9	289	3.1%	12.3%	13.0%	12.0%
% of FP17s for the same patient ID Re-attending within 3 months - Adults	112	1,123	10.0%	15.5%	16.6%	16.0%
% of FP17s for the same patient ID Re-attending between 3 & 9 months - Children	163	289	56.4%	54.6%	59.5%	58.0%
% of FP17s for the same patient ID Re-attending between 3 & 9 months - Adults	579	1,123	51.6%	50.8%	53.1%	50.9%
% of FP17s for Band 1 Urgent Courses	9	1,179	0.8%	8.9%	9.3%	9.1%
% of FP17s Relating to Free Repair or Replacements	14	1,179	1.2%	1.2%	1.0%	0.8%
% of FP17s Relating to Continuations	37	1,179	3.1%	1.6%	1.3%	1.1%
% of Patients satisfied with the dentistry they have received	13	15	86.7%	90.5%	91.9%	91.7%
% of Patients satisfied with the time they had to wait for an appointment	11	15	73.3%	87.1%	88.7%	88.0%

* This is based on patients treated on this contract for their most recent course of treatment. Figures in italics indicate the base number of FP17s or Patient Questionnaire responses are less than 100. N/A is shown where the base number of responses is less than 10 during the period. % is calculated as Quantity/Base number*100

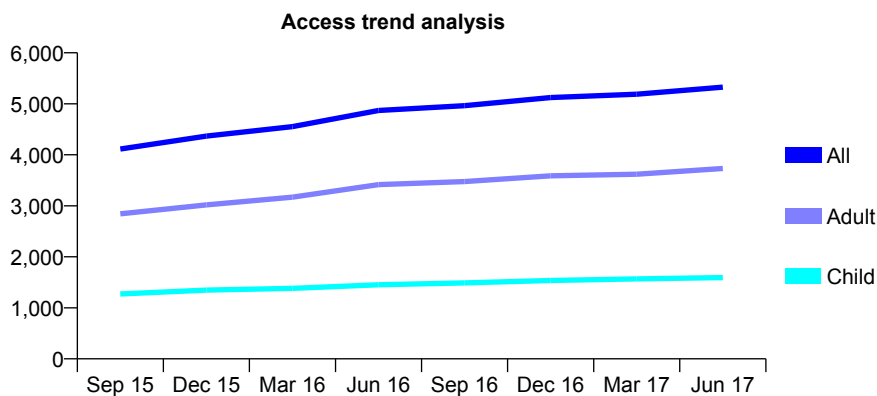
Q45 - Vital Signs At a Glance Contract Report for 114197/0001 - June 2017

Name or company name	Elliott & McCarthy Dental Surgery
Contract type name	GDS Contract
Purpose of contract	General
Contract start date	01/07/2014
Contract end date	

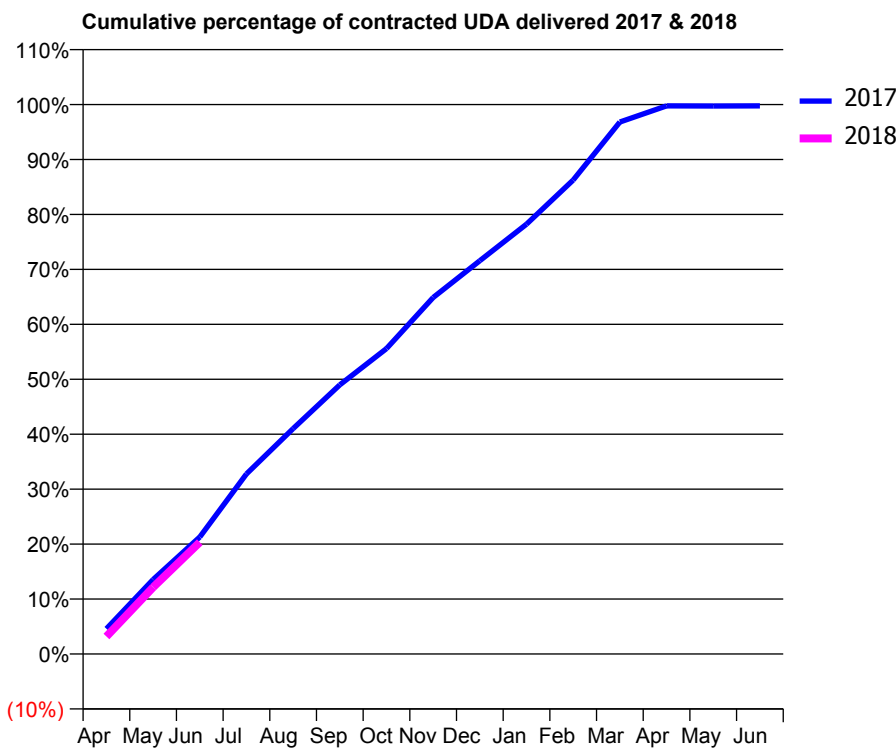
17/18 Contracted general activity (UDA)	15,793
Carry forward general activity (UDA)	0
17/18 Contracted orthodontic activity (UOA)	0
Carry forward orthodontic activity (UOA)	0
Baseline contract value	£575,233.44

ACCESS*

Patients seen in 24 months	Total	Change since previous quarter
Quarter ending June 2016	4,869	
Quarter ending September 2016	4,964	→
Quarter ending December 2016	5,124	↑
Quarter ending March 2017	5,187	→
Quarter ending June 2017	5,327	↑
Variance since June 2016	9.4%	↑



ACTIVITY



Month	Adjusted Scheduled Activity (UDA)	
	2017	2018
April	726	503
May	2,139	1,920
June	3,361	3,214
July	5,177	
August	6,478	
September	7,734	
October	8,780	
November	10,247	
December	11,304	
January	12,352	
February	13,623	
March	15,289	
April	15,752	
May	15,751	
June	15,755	

QUALITY

	Quantity	Base Number	Contract	AT	Region	England
% of FP17s for the same patient ID Re-attending within 3 months - Children	38	541	7.0%	12.3%	13.0%	12.0%
% of FP17s for the same patient ID Re-attending within 3 months - Adults	176	1,181	14.9%	15.5%	16.6%	16.0%
% of FP17s for the same patient ID Re-attending between 3 & 9 months - Children	272	541	50.3%	54.6%	59.5%	58.0%
% of FP17s for the same patient ID Re-attending between 3 & 9 months - Adults	543	1,181	46.0%	50.8%	53.1%	50.9%
% of FP17s for Band 1 Urgent Courses	117	1,342	8.7%	8.9%	9.3%	9.1%
% of FP17s Relating to Free Repair or Replacements	7	1,342	0.5%	1.2%	1.0%	0.8%
% of FP17s Relating to Continuations	24	1,342	1.8%	1.6%	1.3%	1.1%
% of Patients satisfied with the dentistry they have received	21	22	95.5%	90.5%	91.9%	91.7%
% of Patients satisfied with the time they had to wait for an appointment	19	22	86.4%	87.1%	88.7%	88.0%

* This is based on patients treated on this contract for their most recent course of treatment. Figures in italics indicate the base number of FP17s or Patient Questionnaire responses are less than 100. N/A is shown where the base number of responses is less than 10 during the period. % is calculated as Quantity/Base number*100

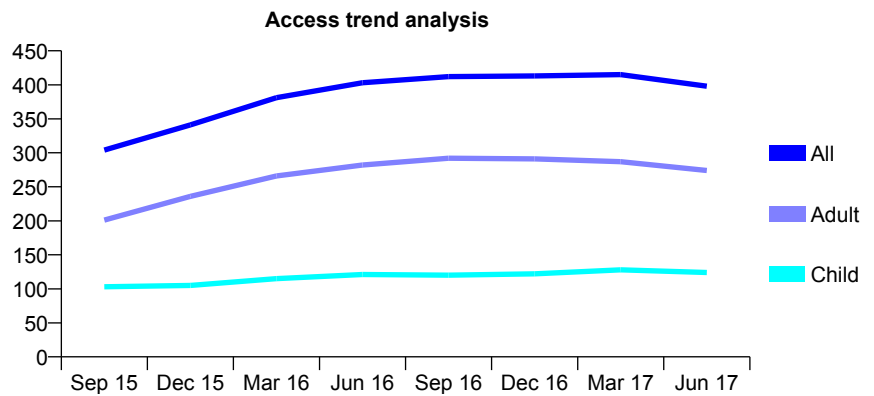
Q45 - Vital Signs At a Glance Contract Report for 114405/0001 - June 2017

Name or company name	Kingsgate Dental Surgery
Contract type name	GDS Contract
Purpose of contract	General
Contract start date	01/07/2014
Contract end date	

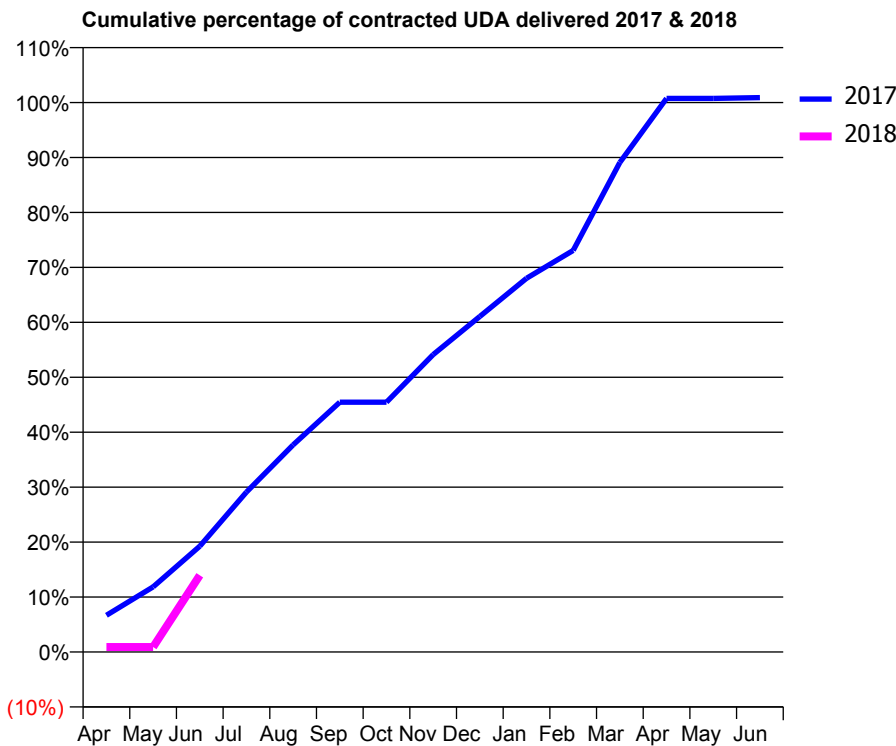
17/18 Contracted general activity (UDA)	1,221
Carry forward general activity (UDA)	0
17/18 Contracted orthodontic activity (UOA)	0
Carry forward orthodontic activity (UOA)	0
Baseline contract value	£36,783.72

ACCESS*

Patients seen in 24 months	Total	Change since previous quarter
Quarter ending June 2016	403	
Quarter ending September 2016	412	↑
Quarter ending December 2016	413	→
Quarter ending March 2017	415	→
Quarter ending June 2017	398	↓
Variance since June 2016	(1.2%)	↓



ACTIVITY



Month	Adjusted Scheduled Activity (UDA)	
	2017	2018
April	82	11
May	145	11
June	235	170
July	355	
August	460	
September	555	
October	555	
November	661	
December	746	
January	830	
February	892	
March	1,088	
April	1,230	
May	1,230	
June	1,232	

QUALITY

	Quantity	Base Number	Contract	AT	Region	England
% of FP17s for the same patient ID Re-attending within 3 months - Children	5	53	9.4%	12.3%	13.0%	12.0%
% of FP17s for the same patient ID Re-attending within 3 months - Adults	11	77	14.3%	15.5%	16.6%	16.0%
% of FP17s for the same patient ID Re-attending between 3 & 9 months - Children	38	53	71.7%	54.6%	59.5%	58.0%
% of FP17s for the same patient ID Re-attending between 3 & 9 months - Adults	37	77	48.1%	50.8%	53.1%	50.9%
% of FP17s for Band 1 Urgent Courses	17	85	20.0%	8.9%	9.3%	9.1%
% of FP17s Relating to Free Repair or Replacements	0	85	0.0%	1.2%	1.0%	0.8%
% of FP17s Relating to Continuations	0	85	0.0%	1.6%	1.3%	1.1%
% of Patients satisfied with the dentistry they have received	2	2	N/A	90.5%	91.9%	91.7%
% of Patients satisfied with the time they had to wait for an appointment	2	2	N/A	87.1%	88.7%	88.0%

* This is based on patients treated on this contract for their most recent course of treatment. Figures in italics indicate the base number of FP17s or Patient Questionnaire responses are less than 100. N/A is shown where the base number of responses is less than 10 during the period. % is calculated as Quantity/Base number*100

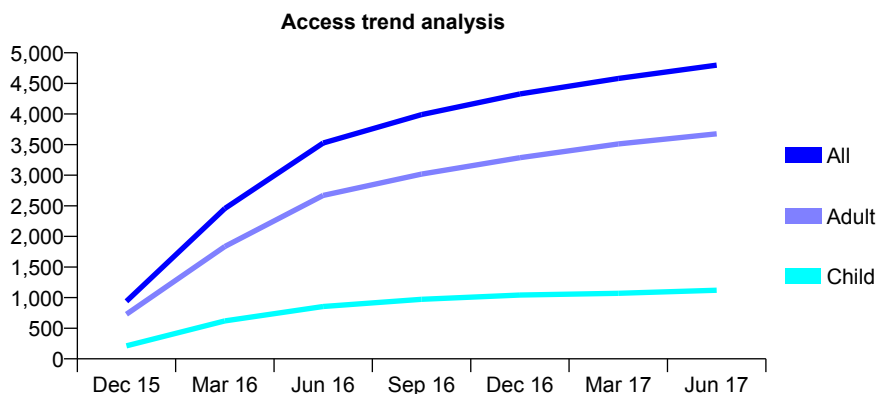
Q45 - Vital Signs At a Glance Contract Report for 115134/0001 - June 2017

Name or company name	Grace Dental Care Partnership
Contract type name	GDS Contract
Purpose of contract	General
Contract start date	01/11/2015
Contract end date	

17/18 Contracted general activity (UDA)	13,542
Carry forward general activity (UDA)	0
17/18 Contracted orthodontic activity (UOA)	0
Carry forward orthodontic activity (UOA)	0
Baseline contract value	£347,643.45

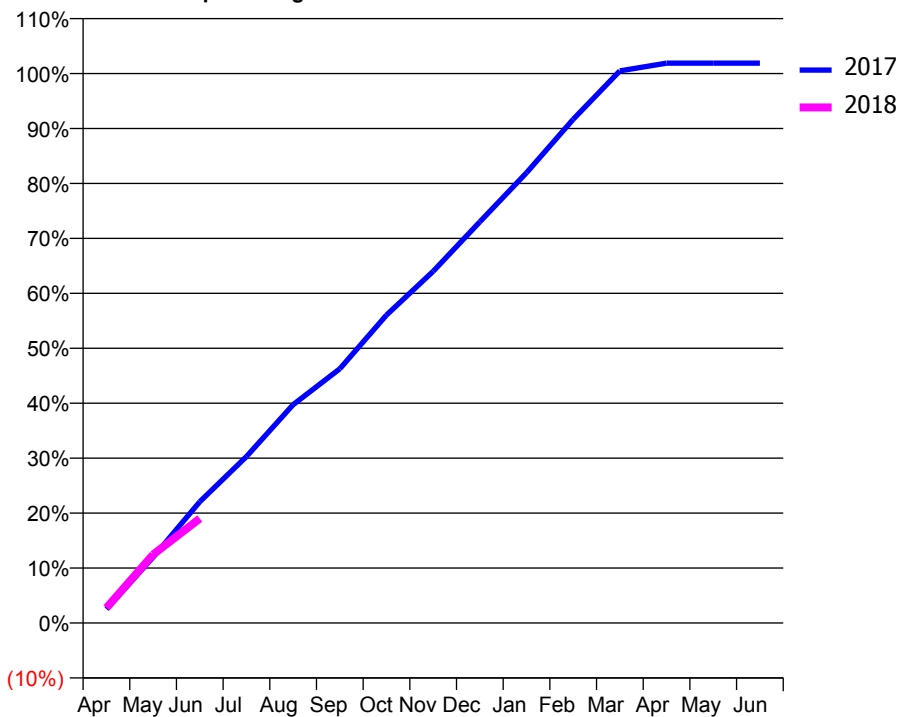
ACCESS*

Patients seen in 24 months	Total	Change since previous quarter
Quarter ending June 2016	3,526	
Quarter ending September 2016	3,991	↑
Quarter ending December 2016	4,328	↑
Quarter ending March 2017	4,581	↑
Quarter ending June 2017	4,798	↑
Variance since June 2016	36.1%	↑



ACTIVITY

Cumulative percentage of contracted UDA delivered 2017 & 2018



Month	Adjusted Scheduled Activity (UDA)	
	2017	2018
April	343	374
May	1,621	1,688
June	2,988	2,574
July	4,102	
August	5,380	
September	6,265	
October	7,590	
November	8,667	
December	9,887	
January	11,095	
February	12,413	
March	13,606	
April	13,796	
May	13,796	
June	13,796	

QUALITY

	Quantity	Base Number	Contract	AT	Region	England
% of FP17s for the same patient ID Re-attending within 3 months - Children	16	326	4.9%	12.3%	13.0%	12.0%
% of FP17s for the same patient ID Re-attending within 3 months - Adults	129	1,073	12.0%	15.5%	16.6%	16.0%
% of FP17s for the same patient ID Re-attending between 3 & 9 months - Children	162	326	49.7%	54.6%	59.5%	58.0%
% of FP17s for the same patient ID Re-attending between 3 & 9 months - Adults	525	1,073	48.9%	50.8%	53.1%	50.9%
% of FP17s for Band 1 Urgent Courses	72	1,301	5.5%	8.9%	9.3%	9.1%
% of FP17s Relating to Free Repair or Replacements	20	1,301	1.5%	1.2%	1.0%	0.8%
% of FP17s Relating to Continuations	8	1,301	0.6%	1.6%	1.3%	1.1%
% of Patients satisfied with the dentistry they have received	7	8	N/A	90.5%	91.9%	91.7%
% of Patients satisfied with the time they had to wait for an appointment	7	8	N/A	87.1%	88.7%	88.0%

* This is based on patients treated on this contract for their most recent course of treatment. Figures in italics indicate the base number of FP17s or Patient Questionnaire responses are less than 100. N/A is shown where the base number of responses is less than 10 during the period. % is calculated as Quantity/Base number*100

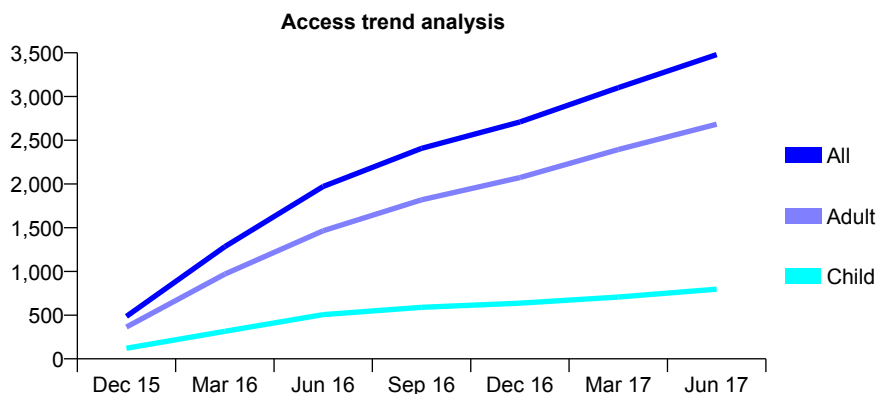
Q45 - Vital Signs At a Glance Contract Report for 115134/0002 - June 2017

Name or company name	Grace Dental Care Partnership
Contract type name	GDS Contract
Purpose of contract	General
Contract start date	01/11/2015
Contract end date	

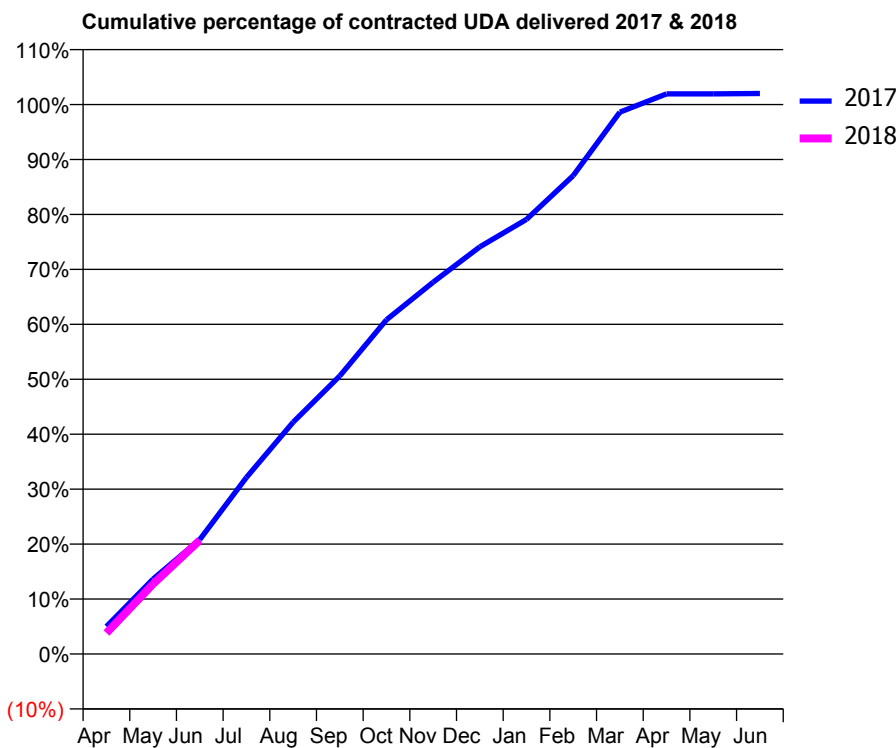
17/18 Contracted general activity (UDA)	13,675
Carry forward general activity (UDA)	0
17/18 Contracted orthodontic activity (UOA)	0
Carry forward orthodontic activity (UOA)	0
Baseline contract value	£509,200.42

ACCESS*

Patients seen in 24 months	Total	Change since previous quarter
Quarter ending June 2016	1,971	
Quarter ending September 2016	2,408	↑
Quarter ending December 2016	2,710	↑
Quarter ending March 2017	3,101	↑
Quarter ending June 2017	3,480	↑
Variance since June 2016	76.6%	↑



ACTIVITY



Month	Adjusted Scheduled Activity (UDA)	
	2017	2018
April	684	521
May	1,865	1,745
June	2,848	2,832
July	4,395	
August	5,768	
September	6,920	
October	8,318	
November	9,255	
December	10,133	
January	10,817	
February	11,906	
March	13,483	
April	13,940	
May	13,940	
June	13,951	

QUALITY

	Quantity	Base Number	Contract	AT	Region	England
% of FP17s for the same patient ID Re-attending within 3 months - Children	14	233	6.0%	12.3%	13.0%	12.0%
% of FP17s for the same patient ID Re-attending within 3 months - Adults	122	762	16.0%	15.5%	16.6%	16.0%
% of FP17s for the same patient ID Re-attending between 3 & 9 months - Children	59	233	25.3%	54.6%	59.5%	58.0%
% of FP17s for the same patient ID Re-attending between 3 & 9 months - Adults	227	762	29.8%	50.8%	53.1%	50.9%
% of FP17s for Band 1 Urgent Courses	122	883	13.8%	8.9%	9.3%	9.1%
% of FP17s Relating to Free Repair or Replacements	8	883	0.9%	1.2%	1.0%	0.8%
% of FP17s Relating to Continuations	19	883	2.2%	1.6%	1.3%	1.1%
% of Patients satisfied with the dentistry they have received	7	7	N/A	90.5%	91.9%	91.7%
% of Patients satisfied with the time they had to wait for an appointment	5	7	N/A	87.1%	88.7%	88.0%

* This is based on patients treated on this contract for their most recent course of treatment. Figures in italics indicate the base number of FP17s or Patient Questionnaire responses are less than 100. N/A is shown where the base number of responses is less than 10 during the period. % is calculated as Quantity/Base number*100

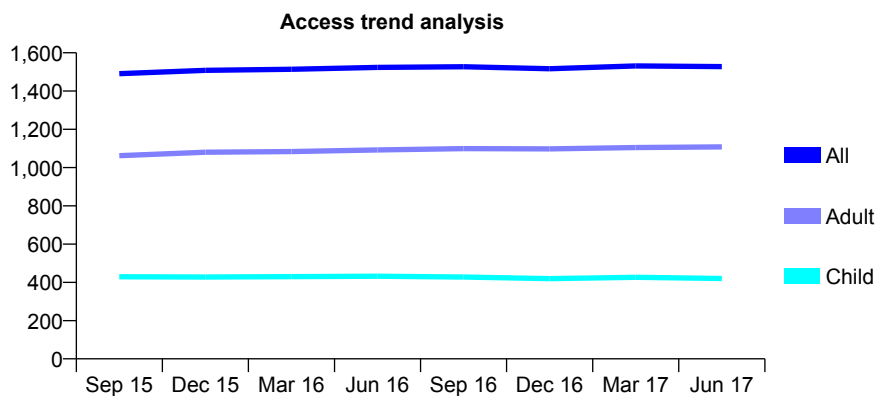
Q45 - Vital Signs At a Glance Contract Report for 116491/0001 - June 2017

Name or company name	Toothwise Ltd.
Contract type name	GDS Contract
Purpose of contract	General
Contract start date	01/04/2009
Contract end date	

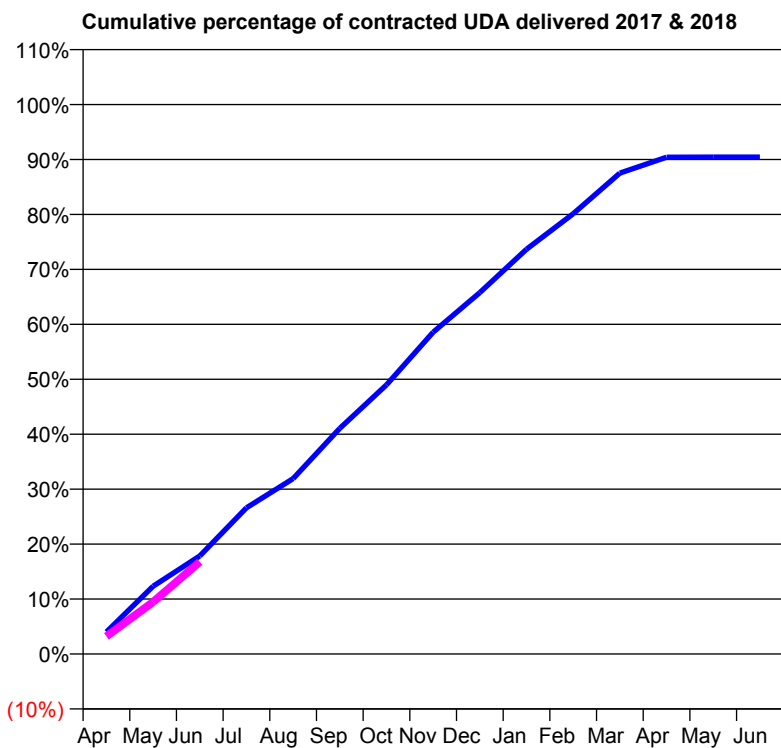
17/18 Contracted general activity (UDA)	4,589
Carry forward general activity (UDA)	0
17/18 Contracted orthodontic activity (UOA)	0
Carry forward orthodontic activity (UOA)	0
Baseline contract value	£155,946.40

ACCESS*

Patients seen in 24 months	Total	Change since previous quarter
Quarter ending June 2016	1,524	
Quarter ending September 2016	1,527	→
Quarter ending December 2016	1,517	→
Quarter ending March 2017	1,531	→
Quarter ending June 2017	1,528	→
Variance since June 2016	0.3%	→



ACTIVITY



Month	Adjusted Scheduled Activity (UDA)	
	2017	2018
April	184	148
May	566	435
June	819	770
July	1,221	
August	1,465	
September	1,884	
October	2,247	
November	2,688	
December	3,019	
January	3,381	
February	3,677	
March	4,016	
April	4,149	
May	4,150	
June	4,150	

QUALITY

	Quantity	Base Number	Contract	AT	Region	England
% of FP17s for the same patient ID Re-attending within 3 months - Children	4	165	2.4%	12.3%	13.0%	12.0%
% of FP17s for the same patient ID Re-attending within 3 months - Adults	38	378	10.1%	15.5%	16.6%	16.0%
% of FP17s for the same patient ID Re-attending between 3 & 9 months - Children	127	165	77.0%	54.6%	59.5%	58.0%
% of FP17s for the same patient ID Re-attending between 3 & 9 months - Adults	250	378	66.1%	50.8%	53.1%	50.9%
% of FP17s for Band 1 Urgent Courses	1	449	0.2%	8.9%	9.3%	9.1%
% of FP17s Relating to Free Repair or Replacements	0	449	0.0%	1.2%	1.0%	0.8%
% of FP17s Relating to Continuations	0	449	0.0%	1.6%	1.3%	1.1%
% of Patients satisfied with the dentistry they have received	6	8	N/A	90.5%	91.9%	91.7%
% of Patients satisfied with the time they had to wait for an appointment	7	8	N/A	87.1%	88.7%	88.0%

* This is based on patients treated on this contract for their most recent course of treatment. Figures in italics indicate the base number of FP17s or Patient Questionnaire responses are less than 100. N/A is shown where the base number of responses is less than 10 during the period. % is calculated as Quantity/Base number*100

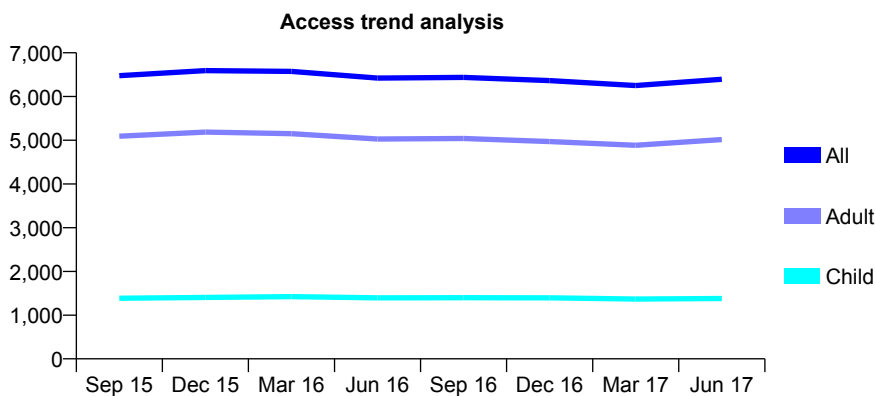
Q45 - Vital Signs At a Glance Contract Report for 118060/0002 - June 2017

Name or company name	Genix Healthcare Ltd
Contract type name	GDS Contract
Purpose of contract	General
Contract start date	07/09/2006
Contract end date	

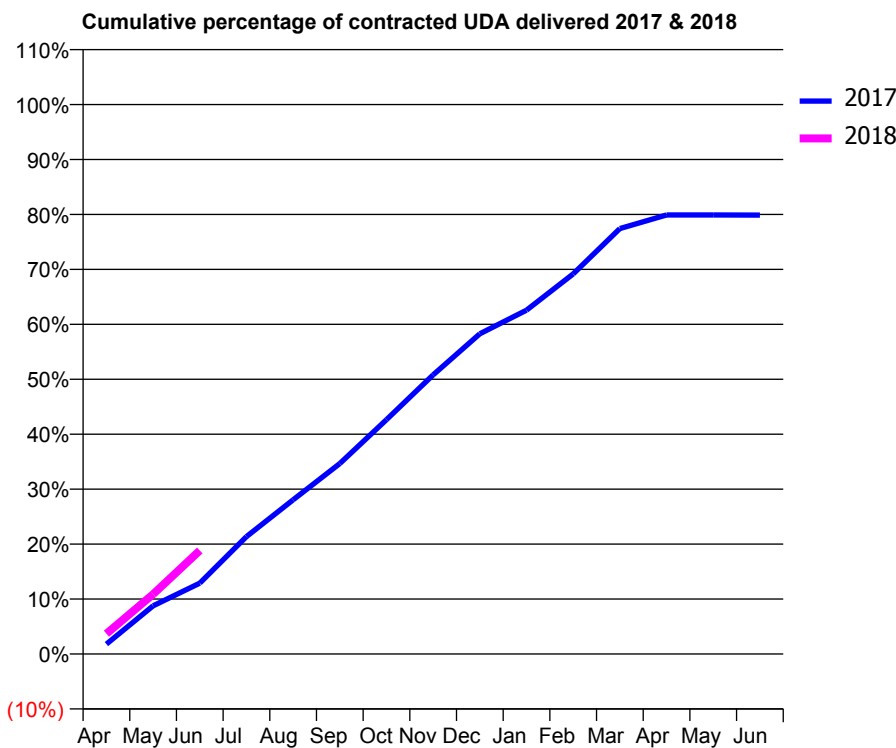
17/18 Contracted general activity (UDA)	20,500
Carry forward general activity (UDA)	0
17/18 Contracted orthodontic activity (UOA)	0
Carry forward orthodontic activity (UOA)	0
Baseline contract value	£523,398.59

ACCESS*

Patients seen in 24 months	Total	Change since previous quarter
Quarter ending June 2016	6,422	
Quarter ending September 2016	6,437	→
Quarter ending December 2016	6,364	↓
Quarter ending March 2017	6,251	↓
Quarter ending June 2017	6,396	↑
Variance since June 2016	(0.4%)	→



ACTIVITY



Adjusted Scheduled Activity (UDA)		
Month	2017	2018
April	369	761
May	1,798	2,229
June	2,642	3,862
July	4,378	
August	5,754	
September	7,109	
October	8,744	
November	10,414	
December	11,949	
January	12,825	
February	14,180	
March	15,873	
April	16,377	
May	16,379	
June	16,375	

QUALITY

	Quantity	Base Number	Contract	AT	Region	England
% of FP17s for the same patient ID Re-attending within 3 months - Children	25	541	4.6%	12.3%	13.0%	12.0%
% of FP17s for the same patient ID Re-attending within 3 months - Adults	169	1,802	9.4%	15.5%	16.6%	16.0%
% of FP17s for the same patient ID Re-attending between 3 & 9 months - Children	350	541	64.7%	54.6%	59.5%	58.0%
% of FP17s for the same patient ID Re-attending between 3 & 9 months - Adults	1,133	1,802	62.9%	50.8%	53.1%	50.9%
% of FP17s for Band 1 Urgent Courses	91	2,024	4.5%	8.9%	9.3%	9.1%
% of FP17s Relating to Free Repair or Replacements	28	2,024	1.4%	1.2%	1.0%	0.8%
% of FP17s Relating to Continuations	12	2,024	0.6%	1.6%	1.3%	1.1%
% of Patients satisfied with the dentistry they have received	10	12	83.3%	90.5%	91.9%	91.7%
% of Patients satisfied with the time they had to wait for an appointment	8	12	66.7%	87.1%	88.7%	88.0%

* This is based on patients treated on this contract for their most recent course of treatment. Figures in italics indicate the base number of FP17s or Patient Questionnaire responses are less than 100. N/A is shown where the base number of responses is less than 10 during the period. % is calculated as Quantity/Base number*100

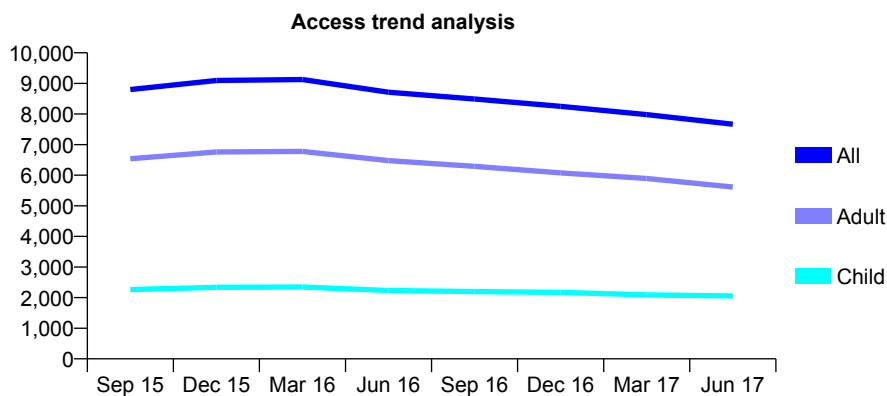
Q45 - Vital Signs At a Glance Contract Report for 118060/0003 - June 2017

Name or company name	Genix Healthcare Ltd
Contract type name	GDS Contract
Purpose of contract	General
Contract start date	04/10/2006
Contract end date	

17/18 Contracted general activity (UDA)	33,015
Carry forward general activity (UDA)	0
17/18 Contracted orthodontic activity (UOA)	0
Carry forward orthodontic activity (UOA)	0
Baseline contract value	£735,126.96

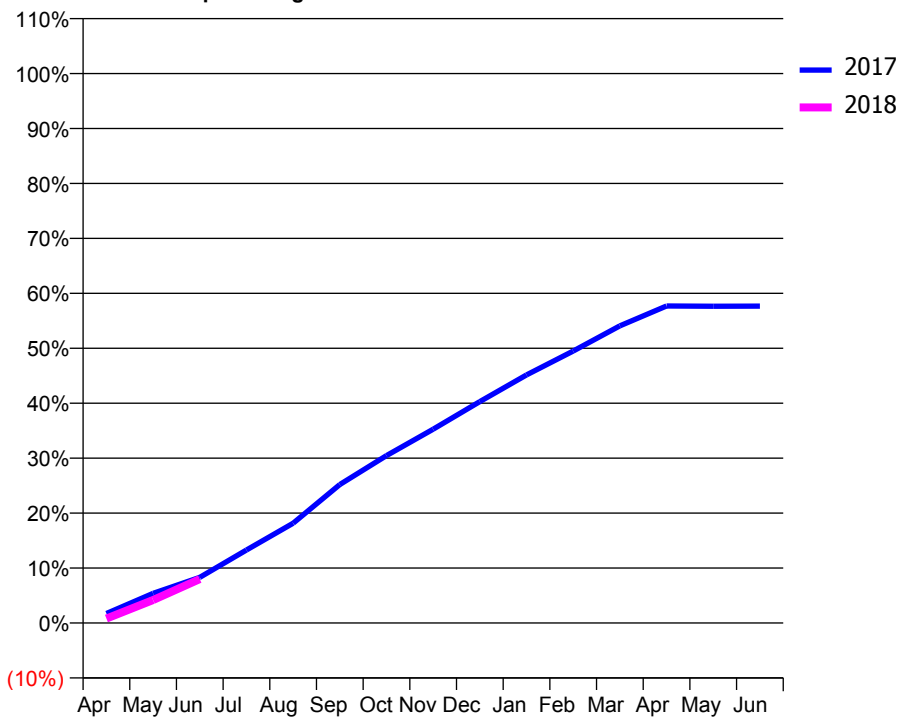
ACCESS*

Patients seen in 24 months	Total	Change since previous quarter
Quarter ending June 2016	8,712	
Quarter ending September 2016	8,490	↓
Quarter ending December 2016	8,252	↓
Quarter ending March 2017	7,981	↓
Quarter ending June 2017	7,668	↓
Variance since June 2016	(12.0%)	↓



ACTIVITY

Cumulative percentage of contracted UDA delivered 2017 & 2018



Month	Adjusted Scheduled Activity (UDA)	
	2017	2018
April	575	272
May	1,782	1,383
June	2,743	2,638
July	4,387	
August	5,994	
September	8,317	
October	10,062	
November	11,646	
December	13,302	
January	14,910	
February	16,341	
March	17,851	
April	19,044	
May	19,036	
June	19,038	

QUALITY

	Quantity	Base Number	Contract	AT	Region	England
% of FP17s for the same patient ID Re-attending within 3 months - Children	36	549	6.6%	12.3%	13.0%	12.0%
% of FP17s for the same patient ID Re-attending within 3 months - Adults	162	1,192	13.6%	15.5%	16.6%	16.0%
% of FP17s for the same patient ID Re-attending between 3 & 9 months - Children	264	549	48.1%	54.6%	59.5%	58.0%
% of FP17s for the same patient ID Re-attending between 3 & 9 months - Adults	605	1,192	50.8%	50.8%	53.1%	50.9%
% of FP17s for Band 1 Urgent Courses	112	1,216	9.2%	8.9%	9.3%	9.1%
% of FP17s Relating to Free Repair or Replacements	4	1,216	0.3%	1.2%	1.0%	0.8%
% of FP17s Relating to Continuations	2	1,216	0.2%	1.6%	1.3%	1.1%
% of Patients satisfied with the dentistry they have received	5	5	N/A	90.5%	91.9%	91.7%
% of Patients satisfied with the time they had to wait for an appointment	5	5	N/A	87.1%	88.7%	88.0%

* This is based on patients treated on this contract for their most recent course of treatment. Figures in italics indicate the base number of FP17s or Patient Questionnaire responses are less than 100. N/A is shown where the base number of responses is less than 10 during the period. % is calculated as Quantity/Base number*100

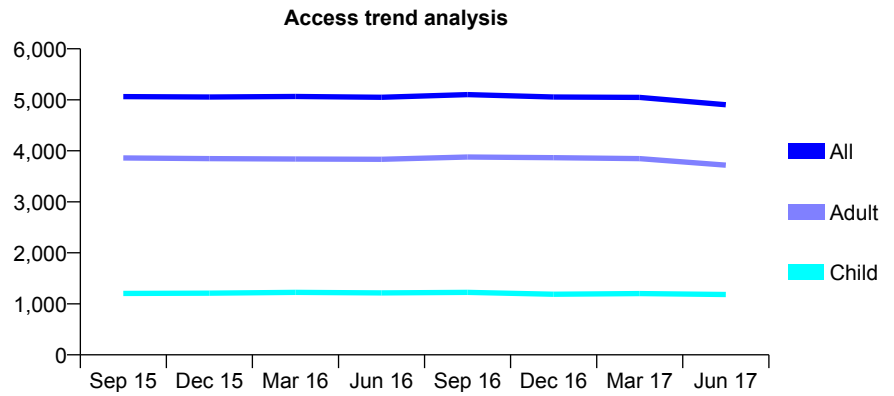
Q45 - Vital Signs At a Glance Contract Report for 118060/0008 - June 2017

Name or company name	Genix Healthcare Ltd
Contract type name	GDS Contract
Purpose of contract	General
Contract start date	01/12/2006
Contract end date	

17/18 Contracted general activity (UDA)	16,597
Carry forward general activity (UDA)	0
17/18 Contracted orthodontic activity (UOA)	0
Carry forward orthodontic activity (UOA)	0
Baseline contract value	£414,703.80

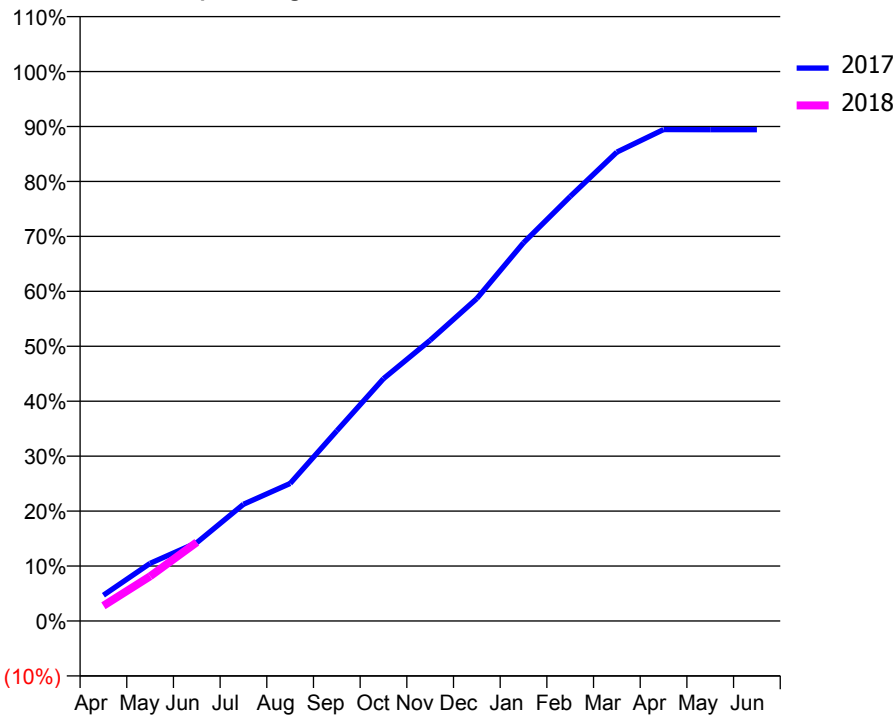
ACCESS*

Patients seen in 24 months	Total	Change since previous quarter
Quarter ending June 2016	5,049	
Quarter ending September 2016	5,103	→
Quarter ending December 2016	5,054	→
Quarter ending March 2017	5,048	→
Quarter ending June 2017	4,902	↓
Variance since June 2016	(2.9%)	↓



ACTIVITY

Cumulative percentage of contracted UDA delivered 2017 & 2018



Month	Adjusted Scheduled Activity (UDA)	
	2017	2018
April	780	459
May	1,741	1,351
June	2,366	2,380
July	3,524	
August	4,154	
September	5,745	
October	7,319	
November	8,478	
December	9,741	
January	11,426	
February	12,823	
March	14,162	
April	14,845	
May	14,839	
June	14,840	

QUALITY

	Quantity	Base Number	Contract	AT	Region	England
% of FP17s for the same patient ID Re-attending within 3 months - Children	26	371	7.0%	12.3%	13.0%	12.0%
% of FP17s for the same patient ID Re-attending within 3 months - Adults	84	943	8.9%	15.5%	16.6%	16.0%
% of FP17s for the same patient ID Re-attending between 3 & 9 months - Children	223	371	60.1%	54.6%	59.5%	58.0%
% of FP17s for the same patient ID Re-attending between 3 & 9 months - Adults	573	943	60.8%	50.8%	53.1%	50.9%
% of FP17s for Band 1 Urgent Courses	38	1,030	3.7%	8.9%	9.3%	9.1%
% of FP17s Relating to Free Repair or Replacements	4	1,030	0.4%	1.2%	1.0%	0.8%
% of FP17s Relating to Continuations	0	1,030	0.0%	1.6%	1.3%	1.1%
% of Patients satisfied with the dentistry they have received	7	8	N/A	90.5%	91.9%	91.7%
% of Patients satisfied with the time they had to wait for an appointment	7	8	N/A	87.1%	88.7%	88.0%

* This is based on patients treated on this contract for their most recent course of treatment. Figures in italics indicate the base number of FP17s or Patient Questionnaire responses are less than 100. N/A is shown where the base number of responses is less than 10 during the period. % is calculated as Quantity/Base number*100

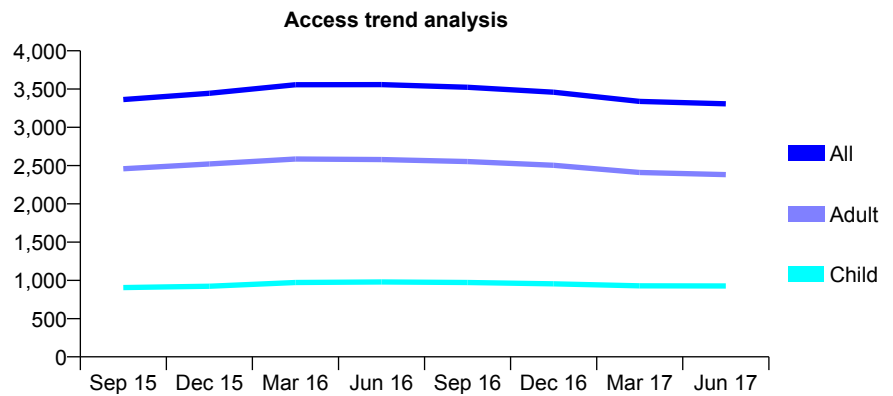
Q45 - Vital Signs At a Glance Contract Report for 118060/0019 - June 2017

Name or company name	Genix Healthcare Ltd
Contract type name	PDS Plus Contract
Purpose of contract	General
Contract start date	01/04/2010
Contract end date	31/03/2020

17/18 Contracted general activity (UDA)	12,000
Carry forward general activity (UDA)	0
17/18 Contracted orthodontic activity (UOA)	0
Carry forward orthodontic activity (UOA)	0
Baseline contract value	£318,018.26

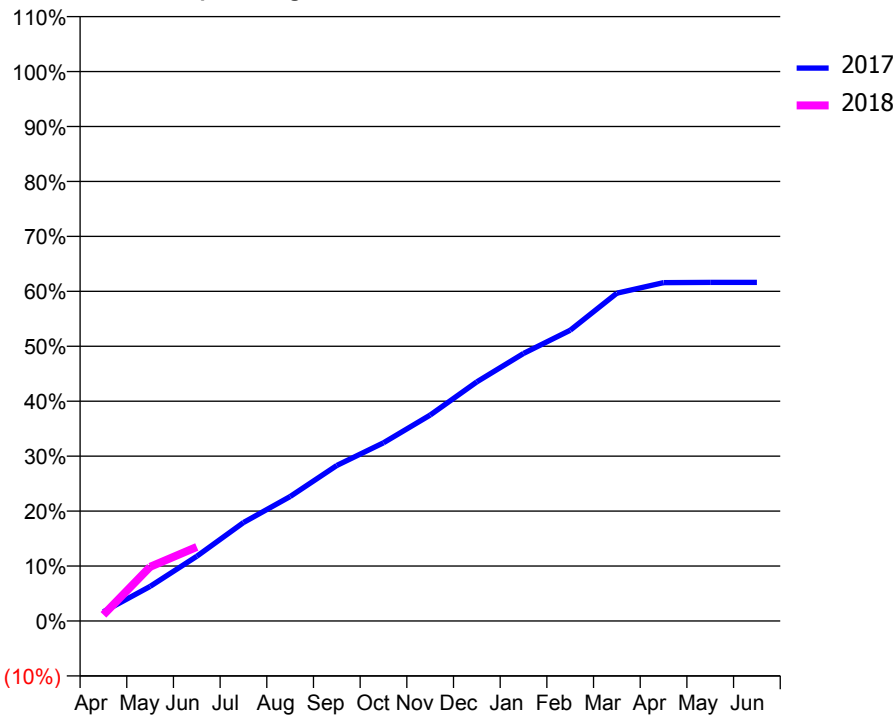
ACCESS*

Patients seen in 24 months	Total	Change since previous quarter
Quarter ending June 2016	3,558	
Quarter ending September 2016	3,523	→
Quarter ending December 2016	3,459	↓
Quarter ending March 2017	3,338	↓
Quarter ending June 2017	3,308	→
Variance since June 2016	(7.0%)	↓



ACTIVITY

Cumulative percentage of contracted UDA delivered 2017 & 2018



Month	Adjusted Scheduled Activity (UDA)	
	2017	2018
April	201	136
May	756	1,183
June	1,415	1,616
July	2,150	
August	2,719	
September	3,398	
October	3,891	
November	4,498	
December	5,222	
January	5,844	
February	6,348	
March	7,158	
April	7,389	
May	7,394	
June	7,394	

QUALITY

	Quantity	Base Number	Contract	AT	Region	England
% of FP17s for the same patient ID Re-attending within 3 months - Children	6	309	1.9%	12.3%	13.0%	12.0%
% of FP17s for the same patient ID Re-attending within 3 months - Adults	26	583	4.5%	15.5%	16.6%	16.0%
% of FP17s for the same patient ID Re-attending between 3 & 9 months - Children	187	309	60.5%	54.6%	59.5%	58.0%
% of FP17s for the same patient ID Re-attending between 3 & 9 months - Adults	316	583	54.2%	50.8%	53.1%	50.9%
% of FP17s for Band 1 Urgent Courses	22	769	2.9%	8.9%	9.3%	9.1%
% of FP17s Relating to Free Repair or Replacements	3	769	0.4%	1.2%	1.0%	0.8%
% of FP17s Relating to Continuations	1	769	0.1%	1.6%	1.3%	1.1%
% of Patients satisfied with the dentistry they have received	6	6	N/A	90.5%	91.9%	91.7%
% of Patients satisfied with the time they had to wait for an appointment	6	6	N/A	87.1%	88.7%	88.0%

* This is based on patients treated on this contract for their most recent course of treatment. Figures in italics indicate the base number of FP17s or Patient Questionnaire responses are less than 100. N/A is shown where the base number of responses is less than 10 during the period. % is calculated as Quantity/Base number*100

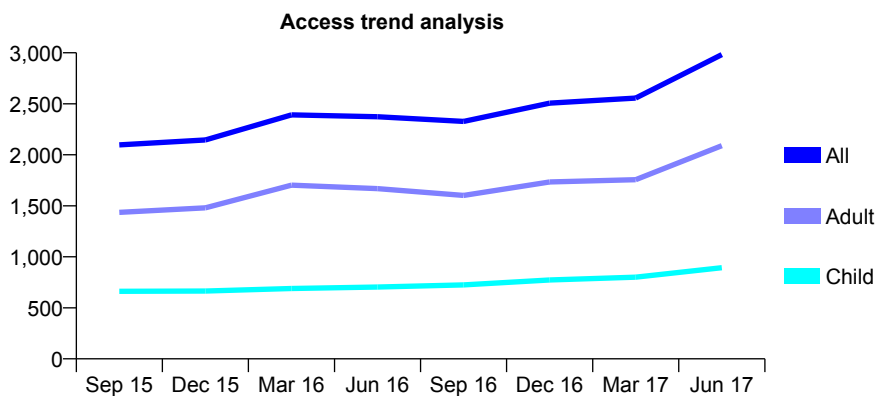
Q45 - Vital Signs At a Glance Contract Report for 122904/0001 - June 2017

Name or company name	Harrowgate Hill Dental Practice
Contract type name	GDS Contract
Purpose of contract	General
Contract start date	01/04/2014
Contract end date	

17/18 Contracted general activity (UDA)	15,666
Carry forward general activity (UDA)	0
17/18 Contracted orthodontic activity (UOA)	0
Carry forward orthodontic activity (UOA)	0
Baseline contract value	£402,148.89

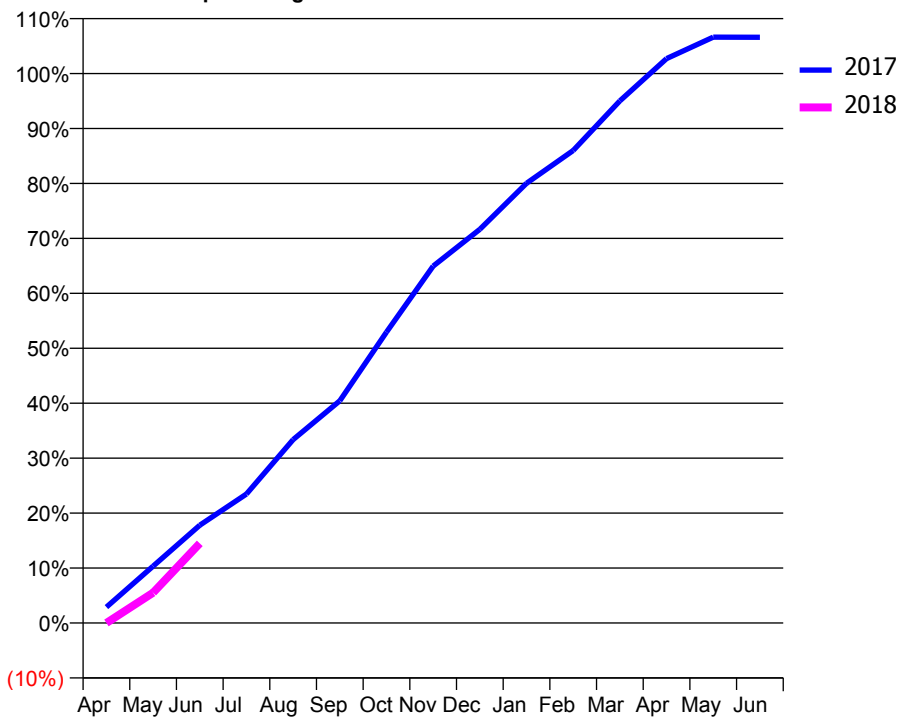
ACCESS*

Patients seen in 24 months	Total	Change since previous quarter
Quarter ending June 2016	2,373	
Quarter ending September 2016	2,327	↓
Quarter ending December 2016	2,507	↑
Quarter ending March 2017	2,556	→
Quarter ending June 2017	2,982	↑
Variance since June 2016	25.7%	↑



ACTIVITY

Cumulative percentage of contracted UDA delivered 2017 & 2018



Month	Adjusted Scheduled Activity (UDA)	
	2017	2018
April	214	0
May	763	864
June	1,312	2,273
July	1,729	
August	2,458	
September	2,979	
October	3,899	
November	4,785	
December	5,277	
January	5,894	
February	6,334	
March	6,999	
April	7,565	
May	7,853	
June	7,852	

QUALITY

	Quantity	Base Number	Contract	AT	Region	England
% of FP17s for the same patient ID Re-attending within 3 months - Children	66	534	12.4%	12.3%	13.0%	12.0%
% of FP17s for the same patient ID Re-attending within 3 months - Adults	138	932	14.8%	15.5%	16.6%	16.0%
% of FP17s for the same patient ID Re-attending between 3 & 9 months - Children	309	534	57.9%	54.6%	59.5%	58.0%
% of FP17s for the same patient ID Re-attending between 3 & 9 months - Adults	401	932	43.0%	50.8%	53.1%	50.9%
% of FP17s for Band 1 Urgent Courses	61	985	6.2%	8.9%	9.3%	9.1%
% of FP17s Relating to Free Repair or Replacements	12	985	1.2%	1.2%	1.0%	0.8%
% of FP17s Relating to Continuations	23	985	2.3%	1.6%	1.3%	1.1%
% of Patients satisfied with the dentistry they have received	4	4	N/A	90.5%	91.9%	91.7%
% of Patients satisfied with the time they had to wait for an appointment	4	4	N/A	87.1%	88.7%	88.0%

* This is based on patients treated on this contract for their most recent course of treatment. Figures in italics indicate the base number of FP17s or Patient Questionnaire responses are less than 100. N/A is shown where the base number of responses is less than 10 during the period. % is calculated as Quantity/Base number*100

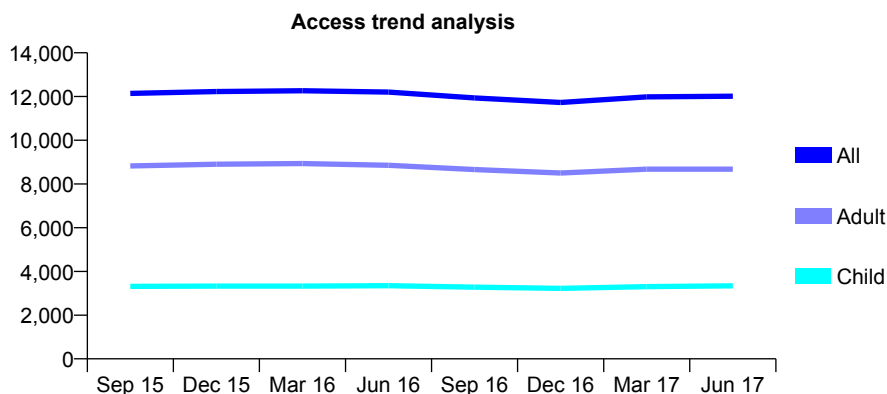
Q45 - Vital Signs At a Glance Contract Report for 124613/0001 - June 2017

Name or company name	Peterlee Dental Practice Partnership
Contract type name	GDS Contract
Purpose of contract	General
Contract start date	01/08/2013
Contract end date	

17/18 Contracted general activity (UDA)	34,722
Carry forward general activity (UDA)	0
17/18 Contracted orthodontic activity (UOA)	0
Carry forward orthodontic activity (UOA)	0
Baseline contract value	£1,091,796.88

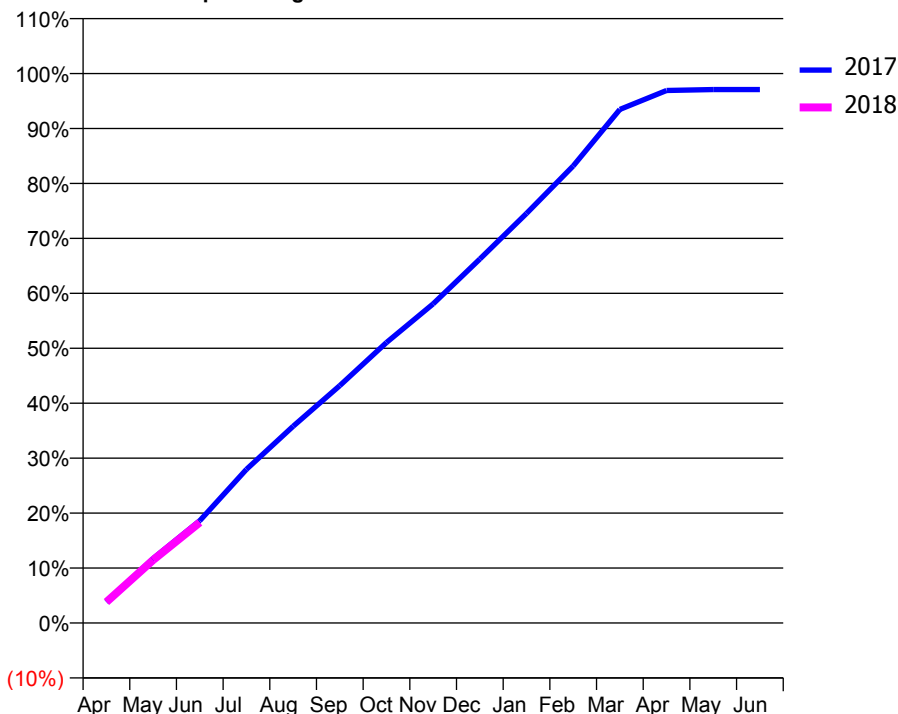
ACCESS*

Patients seen in 24 months	Total	Change since previous quarter
Quarter ending June 2016	12,203	
Quarter ending September 2016	11,933	↓
Quarter ending December 2016	11,727	↓
Quarter ending March 2017	11,985	↑
Quarter ending June 2017	12,015	→
Variance since June 2016	(1.5%)	↓



ACTIVITY

Cumulative percentage of contracted UDA delivered 2017 & 2018



Month	Adjusted Scheduled Activity (UDA)	
	2017	2018
April	1,317	1,325
May	4,076	3,983
June	6,471	6,360
July	9,711	
August	12,429	
September	15,001	
October	17,721	
November	20,170	
December	22,999	
January	25,877	
February	28,879	
March	32,456	
April	33,646	
May	33,705	
June	33,705	

QUALITY

	Quantity	Base Number	Contract	AT	Region	England
% of FP17s for the same patient ID Re-attending within 3 months - Children	60	1,073	5.6%	12.3%	13.0%	12.0%
% of FP17s for the same patient ID Re-attending within 3 months - Adults	230	2,380	9.7%	15.5%	16.6%	16.0%
% of FP17s for the same patient ID Re-attending between 3 & 9 months - Children	561	1,073	52.3%	54.6%	59.5%	58.0%
% of FP17s for the same patient ID Re-attending between 3 & 9 months - Adults	1,147	2,380	48.2%	50.8%	53.1%	50.9%
% of FP17s for Band 1 Urgent Courses	149	2,953	5.0%	8.9%	9.3%	9.1%
% of FP17s Relating to Free Repair or Replacements	11	2,953	0.4%	1.2%	1.0%	0.8%
% of FP17s Relating to Continuations	31	2,953	1.0%	1.6%	1.3%	1.1%
% of Patients satisfied with the dentistry they have received	48	55	87.3%	90.5%	91.9%	91.7%
% of Patients satisfied with the time they had to wait for an appointment	45	55	81.8%	87.1%	88.7%	88.0%

* This is based on patients treated on this contract for their most recent course of treatment. Figures in italics indicate the base number of FP17s or Patient Questionnaire responses are less than 100. N/A is shown where the base number of responses is less than 10 during the period. % is calculated as Quantity/Base number*100

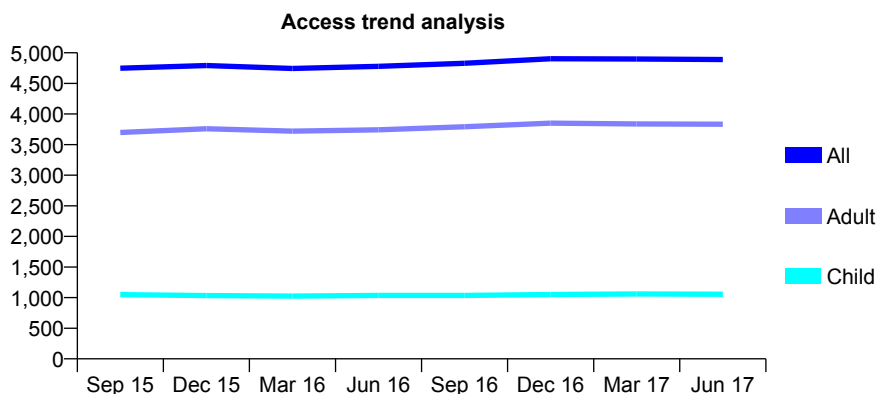
Q45 - Vital Signs At a Glance Contract Report for 125733/0001 - June 2017

Name or company name	Wray & McKenna Ltd
Contract type name	GDS Contract
Purpose of contract	General
Contract start date	01/12/2011
Contract end date	

17/18 Contracted general activity (UDA)	12,845
Carry forward general activity (UDA)	0
17/18 Contracted orthodontic activity (UOA)	0
Carry forward orthodontic activity (UOA)	0
Baseline contract value	£322,916.12

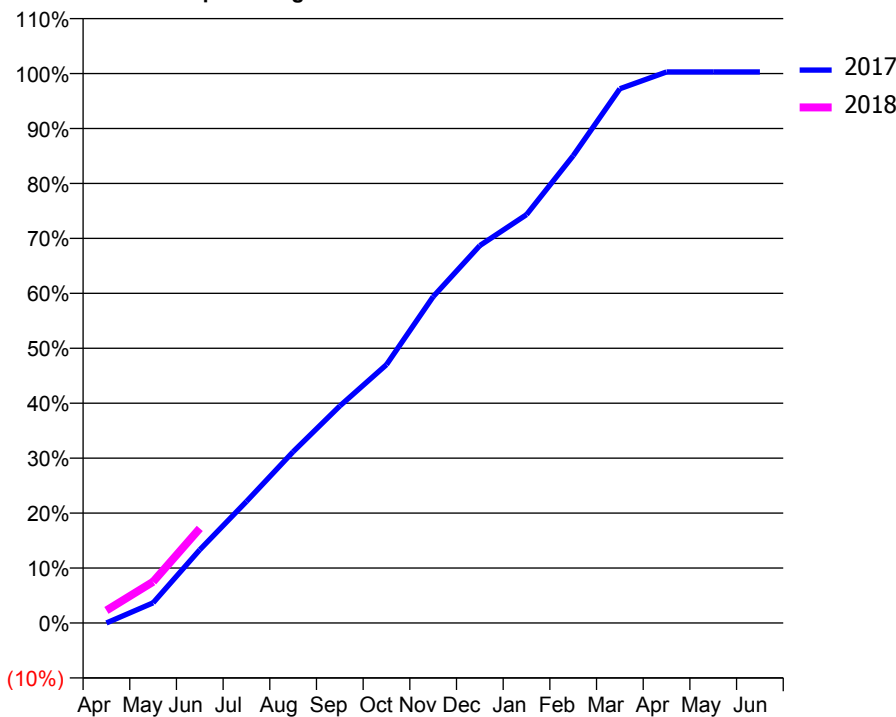
ACCESS*

Patients seen in 24 months	Total	Change since previous quarter
Quarter ending June 2016	4,778	
Quarter ending September 2016	4,828	→
Quarter ending December 2016	4,902	→
Quarter ending March 2017	4,898	→
Quarter ending June 2017	4,890	→
Variance since June 2016	2.3%	↑



ACTIVITY

Cumulative percentage of contracted UDA delivered 2017 & 2018



Month	Adjusted Scheduled Activity (UDA)	
	2017	2018
April	0	295
May	473	966
June	1,712	2,213
July	2,841	
August	4,003	
September	5,073	
October	6,040	
November	7,631	
December	8,823	
January	9,547	
February	10,924	
March	12,490	
April	12,882	
May	12,882	
June	12,881	

QUALITY

	Quantity	Base Number	Contract	AT	Region	England
% of FP17s for the same patient ID Re-attending within 3 months - Children	26	322	8.1%	12.3%	13.0%	12.0%
% of FP17s for the same patient ID Re-attending within 3 months - Adults	114	838	13.6%	15.5%	16.6%	16.0%
% of FP17s for the same patient ID Re-attending between 3 & 9 months - Children	183	322	56.8%	54.6%	59.5%	58.0%
% of FP17s for the same patient ID Re-attending between 3 & 9 months - Adults	233	838	27.8%	50.8%	53.1%	50.9%
% of FP17s for Band 1 Urgent Courses	89	1,008	8.8%	8.9%	9.3%	9.1%
% of FP17s Relating to Free Repair or Replacements	9	1,008	0.9%	1.2%	1.0%	0.8%
% of FP17s Relating to Continuations	26	1,008	2.6%	1.6%	1.3%	1.1%
% of Patients satisfied with the dentistry they have received	10	11	90.9%	90.5%	91.9%	91.7%
% of Patients satisfied with the time they had to wait for an appointment	11	11	100.0%	87.1%	88.7%	88.0%

* This is based on patients treated on this contract for their most recent course of treatment. Figures in italics indicate the base number of FP17s or Patient Questionnaire responses are less than 100. N/A is shown where the base number of responses is less than 10 during the period. % is calculated as Quantity/Base number*100

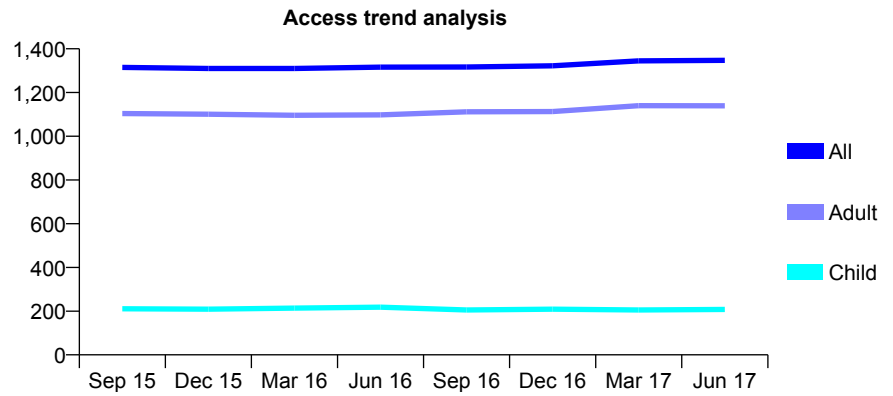
Q45 - Vital Signs At a Glance Contract Report for 127361/0001 - June 2017

Name or company name	LIL Dental Ltd.
Contract type name	GDS Contract
Purpose of contract	General
Contract start date	01/04/2009
Contract end date	

17/18 Contracted general activity (UDA)	6,100
Carry forward general activity (UDA)	0
17/18 Contracted orthodontic activity (UOA)	0
Carry forward orthodontic activity (UOA)	0
Baseline contract value	£175,576.63

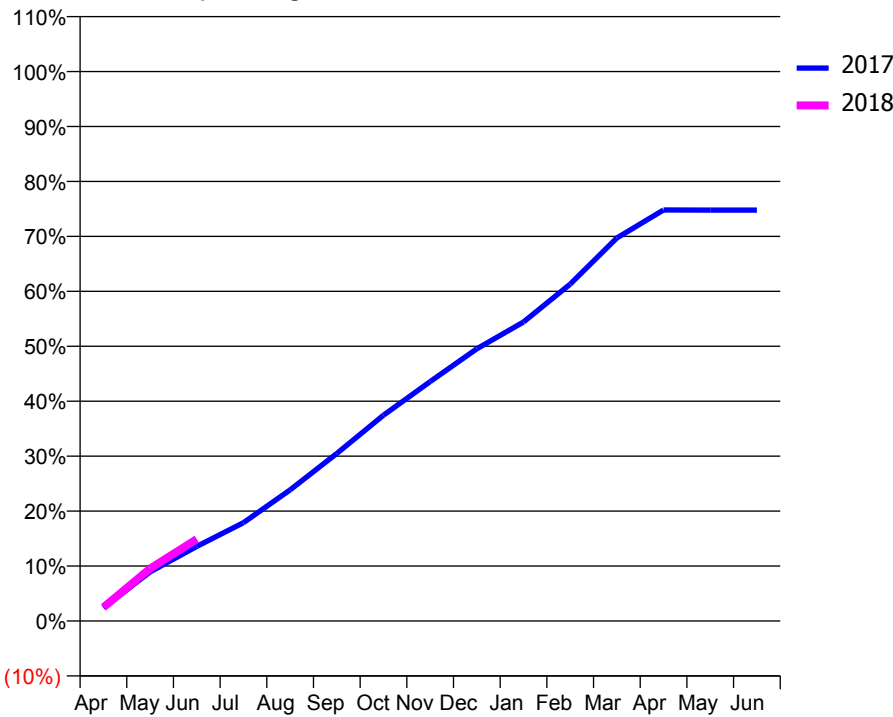
ACCESS*

Patients seen in 24 months	Total	Change since previous quarter
Quarter ending June 2016	1,316	
Quarter ending September 2016	1,317	→
Quarter ending December 2016	1,322	→
Quarter ending March 2017	1,345	→
Quarter ending June 2017	1,347	→
Variance since June 2016	2.4%	↑



ACTIVITY

Cumulative percentage of contracted UDA delivered 2017 & 2018



Month	Adjusted Scheduled Activity (UDA)	
	2017	2018
April	145	151
May	546	583
June	829	909
July	1,092	
August	1,456	
September	1,860	
October	2,284	
November	2,658	
December	3,023	
January	3,320	
February	3,739	
March	4,252	
April	4,563	
May	4,561	
June	4,561	

QUALITY

	Quantity	Base Number	Contract	AT	Region	England
% of FP17s for the same patient ID Re-attending within 3 months - Children	8	83	9.6%	12.3%	13.0%	12.0%
% of FP17s for the same patient ID Re-attending within 3 months - Adults	88	420	21.0%	15.5%	16.6%	16.0%
% of FP17s for the same patient ID Re-attending between 3 & 9 months - Children	57	83	68.7%	54.6%	59.5%	58.0%
% of FP17s for the same patient ID Re-attending between 3 & 9 months - Adults	234	420	55.7%	50.8%	53.1%	50.9%
% of FP17s for Band 1 Urgent Courses	30	409	7.3%	8.9%	9.3%	9.1%
% of FP17s Relating to Free Repair or Replacements	11	409	2.7%	1.2%	1.0%	0.8%
% of FP17s Relating to Continuations	7	409	1.7%	1.6%	1.3%	1.1%
% of Patients satisfied with the dentistry they have received	3	3	N/A	90.5%	91.9%	91.7%
% of Patients satisfied with the time they had to wait for an appointment	3	3	N/A	87.1%	88.7%	88.0%

* This is based on patients treated on this contract for their most recent course of treatment. Figures in italics indicate the base number of FP17s or Patient Questionnaire responses are less than 100. N/A is shown where the base number of responses is less than 10 during the period. % is calculated as Quantity/Base number*100

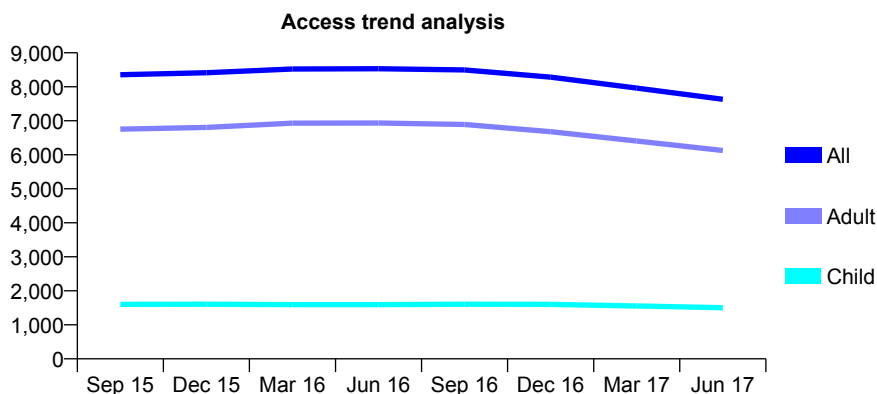
Q45 - Vital Signs At a Glance Contract Report for 127868/0001 - June 2017

Name or company name	Lambert Coutts & Associates Dental Practic
Contract type name	GDS Contract
Purpose of contract	General and Orthodontic
Contract start date	09/10/2011
Contract end date	

17/18 Contracted general activity (UDA)	25,731
Carry forward general activity (UDA)	0
17/18 Contracted orthodontic activity (UOA)	651
Carry forward orthodontic activity (UOA)	0
Baseline contract value	£761,113.63

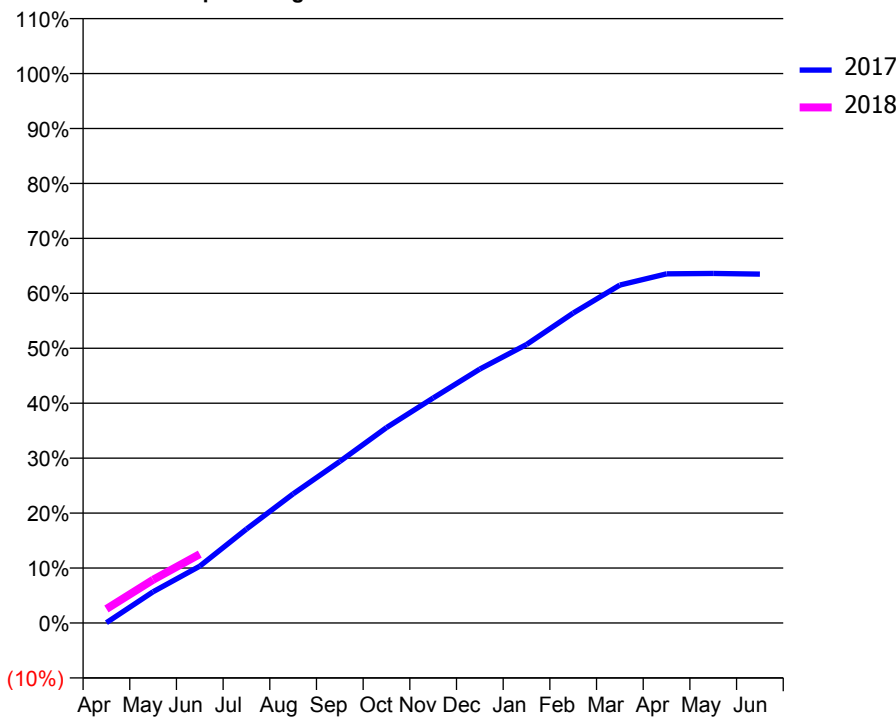
ACCESS*

Patients seen in 24 months	Total	Change since previous quarter
Quarter ending June 2016	8,532	
Quarter ending September 2016	8,498	→
Quarter ending December 2016	8,283	↓
Quarter ending March 2017	7,963	↓
Quarter ending June 2017	7,632	↓
Variance since June 2016	(10.5%)	↓



ACTIVITY

Cumulative percentage of contracted UDA delivered 2017 & 2018



Adjusted Scheduled Activity (UDA)

Month	2017	2018
April	17	658
May	1,467	2,029
June	2,666	3,222
July	4,398	
August	6,046	
September	7,566	
October	9,151	
November	10,536	
December	11,892	
January	13,042	
February	14,516	
March	15,824	
April	16,349	
May	16,372	
June	16,341	

QUALITY

	Quantity	Base Number	Contract	AT	Region	England
% of FP17s for the same patient ID Re-attending within 3 months - Children	24	424	5.7%	12.3%	13.0%	12.0%
% of FP17s for the same patient ID Re-attending within 3 months - Adults	166	1,422	11.7%	15.5%	16.6%	16.0%
% of FP17s for the same patient ID Re-attending between 3 & 9 months - Children	196	424	46.2%	54.6%	59.5%	58.0%
% of FP17s for the same patient ID Re-attending between 3 & 9 months - Adults	708	1,422	49.8%	50.8%	53.1%	50.9%
% of FP17s for Band 1 Urgent Courses	77	1,594	4.8%	8.9%	9.3%	9.1%
% of FP17s Relating to Free Repair or Replacements	30	1,594	1.9%	1.2%	1.0%	0.8%
% of FP17s Relating to Continuations	34	1,594	2.1%	1.6%	1.3%	1.1%
% of Patients satisfied with the dentistry they have received	33	44	75.0%	90.5%	91.9%	91.7%
% of Patients satisfied with the time they had to wait for an appointment	33	44	75.0%	87.1%	88.7%	88.0%

* This is based on patients treated on this contract for their most recent course of treatment. Figures in italics indicate the base number of FP17s or Patient Questionnaire responses are less than 100. N/A is shown where the base number of responses is less than 10 during the period. % is calculated as Quantity/Base number*100

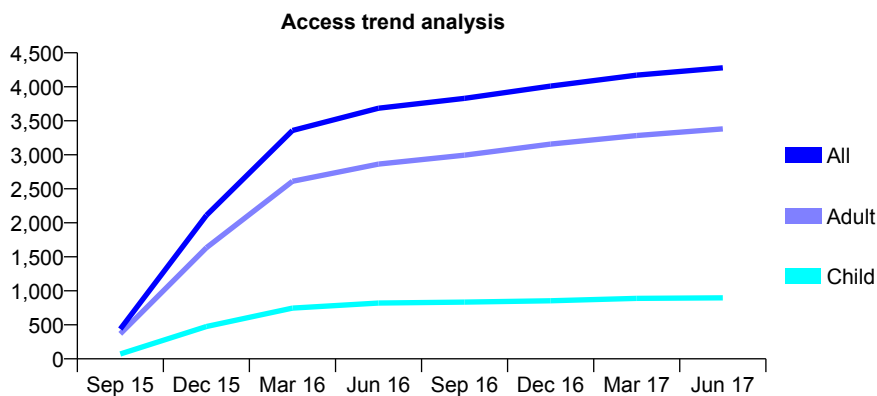
Q45 - Vital Signs At a Glance Contract Report for 131075/0001 - June 2017

Name or company name	Marton Dental Practice
Contract type name	GDS Contract
Purpose of contract	General
Contract start date	01/09/2015
Contract end date	

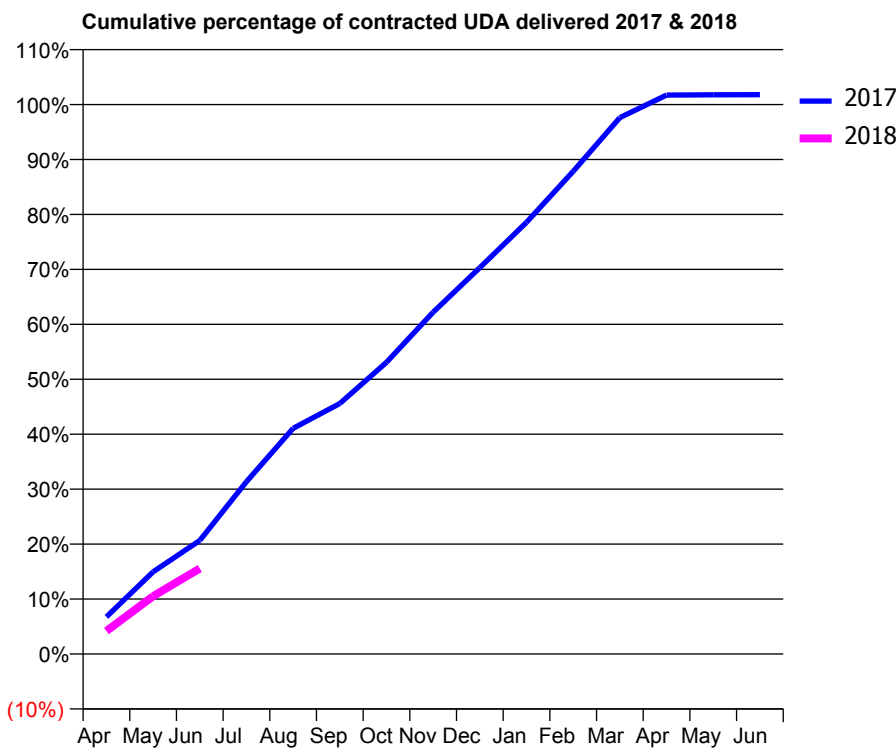
17/18 Contracted general activity (UDA)	12,894
Carry forward general activity (UDA)	0
17/18 Contracted orthodontic activity (UOA)	0
Carry forward orthodontic activity (UOA)	0
Baseline contract value	£304,010.12

ACCESS*

Patients seen in 24 months	Total	Change since previous quarter
Quarter ending June 2016	3,685	
Quarter ending September 2016	3,831	↑
Quarter ending December 2016	4,011	↑
Quarter ending March 2017	4,172	↑
Quarter ending June 2017	4,279	↑
Variance since June 2016	16.1%	↑



ACTIVITY



Month	Adjusted Scheduled Activity (UDA)	
	2017	2018
April	873	541
May	1,930	1,356
June	2,663	2,006
July	4,045	
August	5,296	
September	5,877	
October	6,845	
November	8,021	
December	9,066	
January	10,132	
February	11,325	
March	12,586	
April	13,116	
May	13,121	
June	13,123	

QUALITY

	Quantity	Base Number	Contract	AT	Region	England
% of FP17s for the same patient ID Re-attending within 3 months - Children	22	322	6.8%	12.3%	13.0%	12.0%
% of FP17s for the same patient ID Re-attending within 3 months - Adults	169	1,341	12.6%	15.5%	16.6%	16.0%
% of FP17s for the same patient ID Re-attending between 3 & 9 months - Children	219	322	68.0%	54.6%	59.5%	58.0%
% of FP17s for the same patient ID Re-attending between 3 & 9 months - Adults	950	1,341	70.8%	50.8%	53.1%	50.9%
% of FP17s for Band 1 Urgent Courses	41	1,022	4.0%	8.9%	9.3%	9.1%
% of FP17s Relating to Free Repair or Replacements	9	1,022	0.9%	1.2%	1.0%	0.8%
% of FP17s Relating to Continuations	17	1,022	1.7%	1.6%	1.3%	1.1%
% of Patients satisfied with the dentistry they have received	21	23	91.3%	90.5%	91.9%	91.7%
% of Patients satisfied with the time they had to wait for an appointment	22	23	95.7%	87.1%	88.7%	88.0%

* This is based on patients treated on this contract for their most recent course of treatment. Figures in italics indicate the base number of FP17s or Patient Questionnaire responses are less than 100. N/A is shown where the base number of responses is less than 10 during the period. % is calculated as Quantity/Base number*100

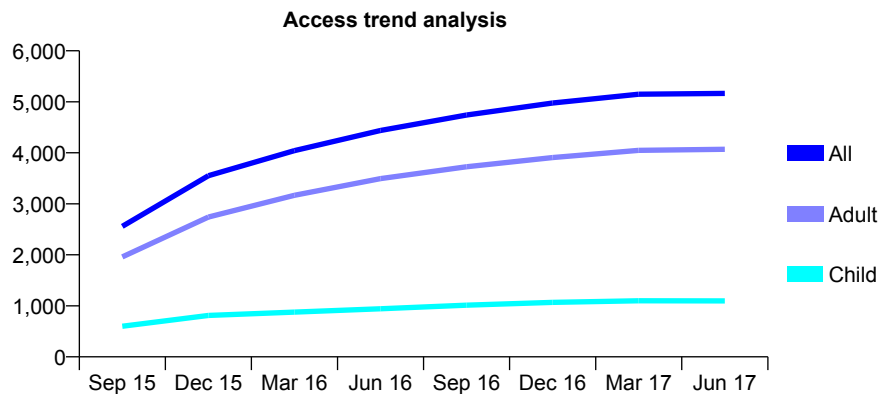
Q45 - Vital Signs At a Glance Contract Report for 131091/0003 - June 2017

Name or company name	Roseberry Dental Practice
Contract type name	GDS Contract
Purpose of contract	General and Orthodontic
Contract start date	03/05/2015
Contract end date	

17/18 Contracted general activity (UDA)	14,584
Carry forward general activity (UDA)	0
17/18 Contracted orthodontic activity (UOA)	612
Carry forward orthodontic activity (UOA)	0
Baseline contract value	£491,144.03

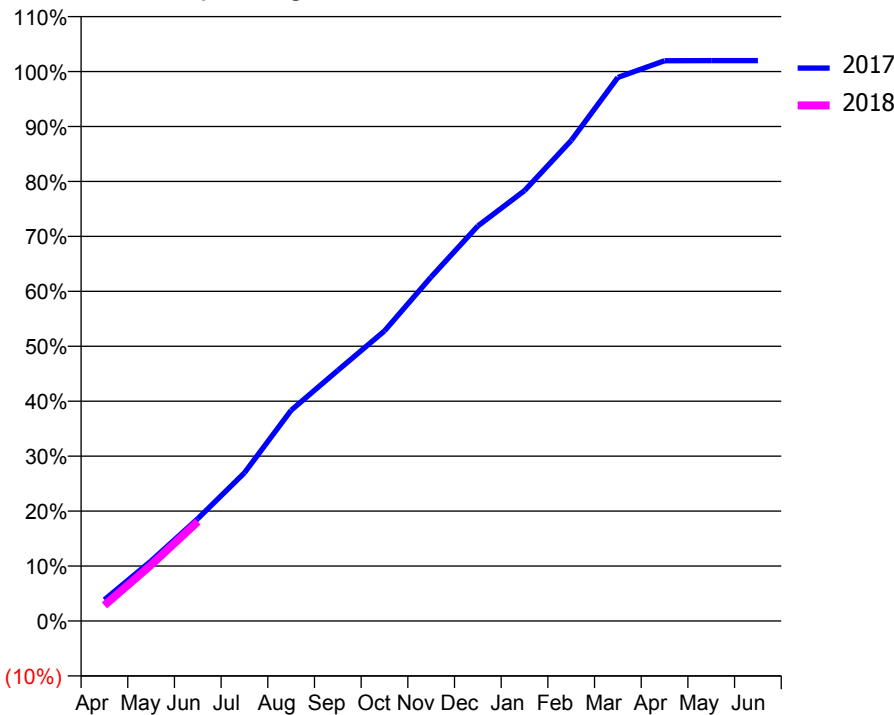
ACCESS*

Patients seen in 24 months	Total	Change since previous quarter
Quarter ending June 2016	4,437	
Quarter ending September 2016	4,741	↑
Quarter ending December 2016	4,976	↑
Quarter ending March 2017	5,149	↑
Quarter ending June 2017	5,166	→
Variance since June 2016	16.4%	↑



ACTIVITY

Cumulative percentage of contracted UDA delivered 2017 & 2018



Month	Adjusted Scheduled Activity (UDA)	
	2017	2018
April	563	417
May	1,595	1,489
June	2,715	2,640
July	3,934	
August	5,593	
September	6,651	
October	7,698	
November	9,134	
December	10,484	
January	11,421	
February	12,754	
March	14,426	
April	14,869	
May	14,872	
June	14,872	

QUALITY

	Quantity	Base Number	Contract	AT	Region	England
% of FP17s for the same patient ID Re-attending within 3 months - Children	32	360	8.9%	12.3%	13.0%	12.0%
% of FP17s for the same patient ID Re-attending within 3 months - Adults	172	1,287	13.4%	15.5%	16.6%	16.0%
% of FP17s for the same patient ID Re-attending between 3 & 9 months - Children	215	360	59.7%	54.6%	59.5%	58.0%
% of FP17s for the same patient ID Re-attending between 3 & 9 months - Adults	737	1,287	57.3%	50.8%	53.1%	50.9%
% of FP17s for Band 1 Urgent Courses	55	1,425	3.9%	8.9%	9.3%	9.1%
% of FP17s Relating to Free Repair or Replacements	4	1,425	0.3%	1.2%	1.0%	0.8%
% of FP17s Relating to Continuations	43	1,425	3.0%	1.6%	1.3%	1.1%
% of Patients satisfied with the dentistry they have received	24	24	100.0%	90.5%	91.9%	91.7%
% of Patients satisfied with the time they had to wait for an appointment	24	24	100.0%	87.1%	88.7%	88.0%

* This is based on patients treated on this contract for their most recent course of treatment. Figures in italics indicate the base number of FP17s or Patient Questionnaire responses are less than 100. N/A is shown where the base number of responses is less than 10 during the period. % is calculated as Quantity/Base number*100

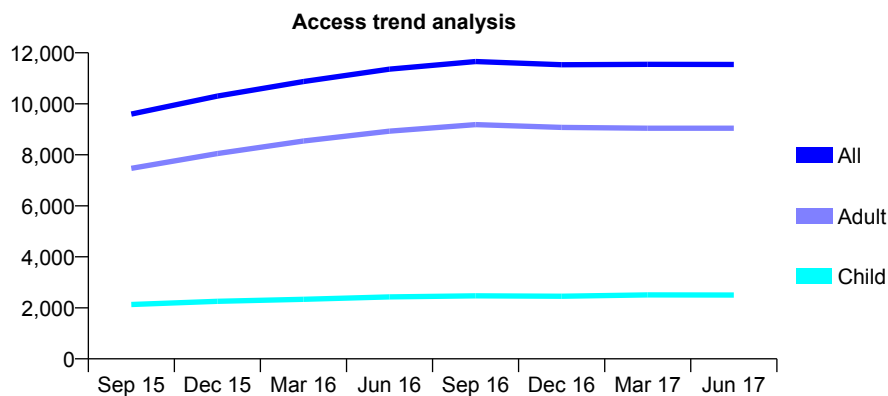
Q45 - Vital Signs At a Glance Contract Report for 144002/0001 - June 2017

Name or company name	Normanby Dental
Contract type name	GDS Contract
Purpose of contract	General
Contract start date	04/10/2014
Contract end date	

17/18 Contracted general activity (UDA)	38,100
Carry forward general activity (UDA)	0
17/18 Contracted orthodontic activity (UOA)	0
Carry forward orthodontic activity (UOA)	0
Baseline contract value	£1,114,353.02

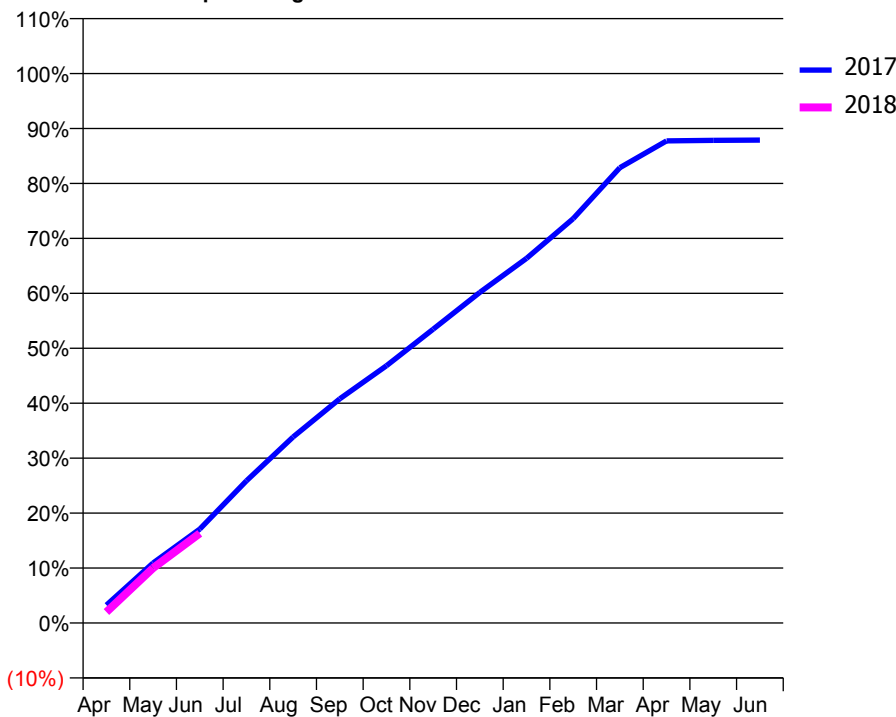
ACCESS*

Patients seen in 24 months	Total	Change since previous quarter
Quarter ending June 2016	11,359	
Quarter ending September 2016	11,658	↑
Quarter ending December 2016	11,531	↓
Quarter ending March 2017	11,550	→
Quarter ending June 2017	11,545	→
Variance since June 2016	1.6%	→



ACTIVITY

Cumulative percentage of contracted UDA delivered 2017 & 2018



Month	Adjusted Scheduled Activity (UDA)	
	2017	2018
April	1,240	764
May	4,169	3,817
June	6,512	6,220
July	9,860	
August	12,898	
September	15,547	
October	17,840	
November	20,369	
December	22,929	
January	25,284	
February	28,038	
March	31,572	
April	33,429	
May	33,469	
June	33,479	

QUALITY

	Quantity	Base Number	Contract	AT	Region	England
% of FP17s for the same patient ID Re-attending within 3 months - Children	69	816	8.5%	12.3%	13.0%	12.0%
% of FP17s for the same patient ID Re-attending within 3 months - Adults	556	2,885	19.3%	15.5%	16.6%	16.0%
% of FP17s for the same patient ID Re-attending between 3 & 9 months - Children	342	816	41.9%	54.6%	59.5%	58.0%
% of FP17s for the same patient ID Re-attending between 3 & 9 months - Adults	1,318	2,885	45.7%	50.8%	53.1%	50.9%
% of FP17s for Band 1 Urgent Courses	271	2,956	9.2%	8.9%	9.3%	9.1%
% of FP17s Relating to Free Repair or Replacements	84	2,956	2.8%	1.2%	1.0%	0.8%
% of FP17s Relating to Continuations	48	2,956	1.6%	1.6%	1.3%	1.1%
% of Patients satisfied with the dentistry they have received	15	19	78.9%	90.5%	91.9%	91.7%
% of Patients satisfied with the time they had to wait for an appointment	13	19	68.4%	87.1%	88.7%	88.0%

* This is based on patients treated on this contract for their most recent course of treatment. Figures in italics indicate the base number of FP17s or Patient Questionnaire responses are less than 100. N/A is shown where the base number of responses is less than 10 during the period. % is calculated as Quantity/Base number*100

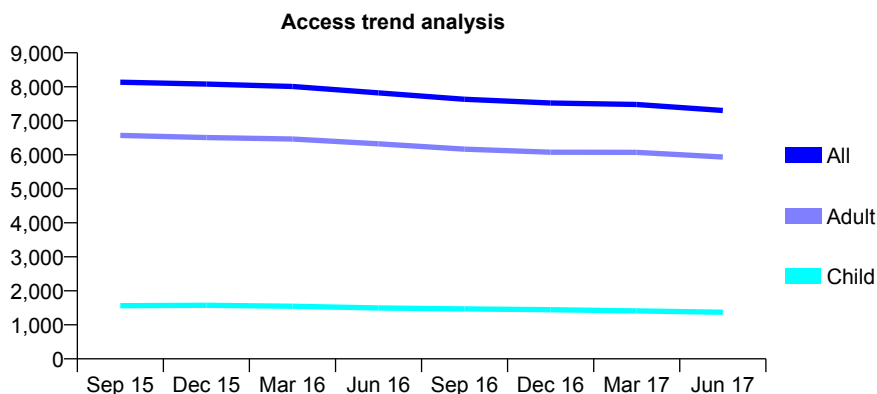
Q45 - Vital Signs At a Glance Contract Report for 148725/0001 - June 2017

Name or company name	The Castle Dental Practice Ltd.
Contract type name	GDS Contract
Purpose of contract	General
Contract start date	01/04/2009
Contract end date	

17/18 Contracted general activity (UDA)	24,521
Carry forward general activity (UDA)	0
17/18 Contracted orthodontic activity (UOA)	0
Carry forward orthodontic activity (UOA)	0
Baseline contract value	£710,337.04

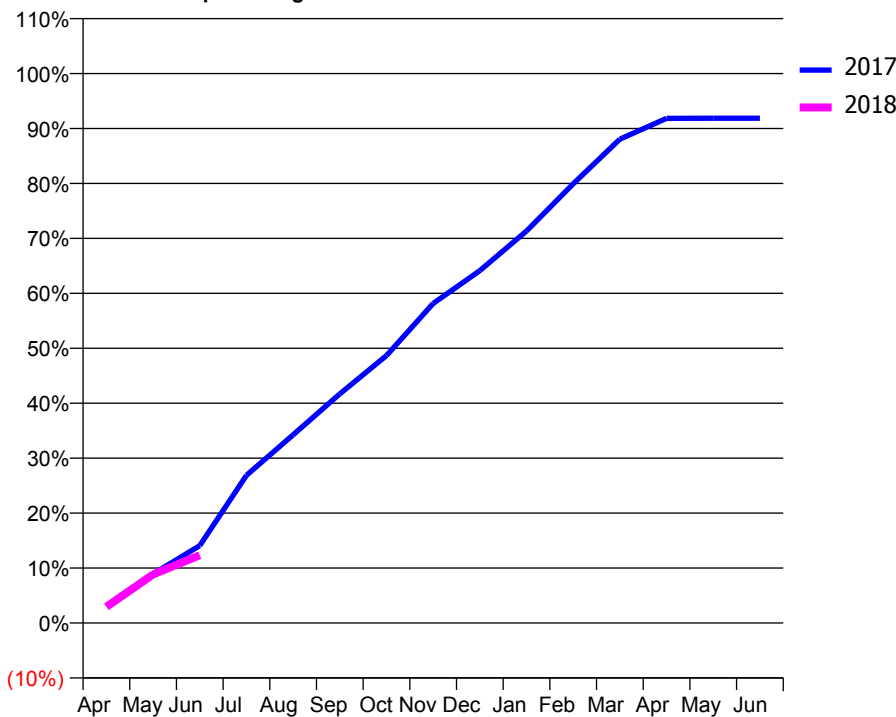
ACCESS*

Patients seen in 24 months	Total	Change since previous quarter
Quarter ending June 2016	7,820	
Quarter ending September 2016	7,634	↓
Quarter ending December 2016	7,522	↓
Quarter ending March 2017	7,482	→
Quarter ending June 2017	7,305	↓
Variance since June 2016	(6.6%)	↓



ACTIVITY

Cumulative percentage of contracted UDA delivered 2017 & 2018



Month	Adjusted Scheduled Activity (UDA)	
	2017	2018
April	764	724
May	2,193	2,169
June	3,453	3,028
July	6,590	
August	8,400	
September	10,223	
October	11,934	
November	14,259	
December	15,723	
January	17,493	
February	19,598	
March	21,592	
April	22,519	
May	22,523	
June	22,527	

QUALITY

	Quantity	Base Number	Contract	AT	Region	England
% of FP17s for the same patient ID Re-attending within 3 months - Children	25	423	5.9%	12.3%	13.0%	12.0%
% of FP17s for the same patient ID Re-attending within 3 months - Adults	250	1,640	15.2%	15.5%	16.6%	16.0%
% of FP17s for the same patient ID Re-attending between 3 & 9 months - Children	277	423	65.5%	54.6%	59.5%	58.0%
% of FP17s for the same patient ID Re-attending between 3 & 9 months - Adults	947	1,640	57.7%	50.8%	53.1%	50.9%
% of FP17s for Band 1 Urgent Courses	112	1,614	6.9%	8.9%	9.3%	9.1%
% of FP17s Relating to Free Repair or Replacements	28	1,614	1.7%	1.2%	1.0%	0.8%
% of FP17s Relating to Continuations	36	1,614	2.2%	1.6%	1.3%	1.1%
% of Patients satisfied with the dentistry they have received	26	29	89.7%	90.5%	91.9%	91.7%
% of Patients satisfied with the time they had to wait for an appointment	25	29	86.2%	87.1%	88.7%	88.0%

* This is based on patients treated on this contract for their most recent course of treatment. Figures in italics indicate the base number of FP17s or Patient Questionnaire responses are less than 100. N/A is shown where the base number of responses is less than 10 during the period. % is calculated as Quantity/Base number*100

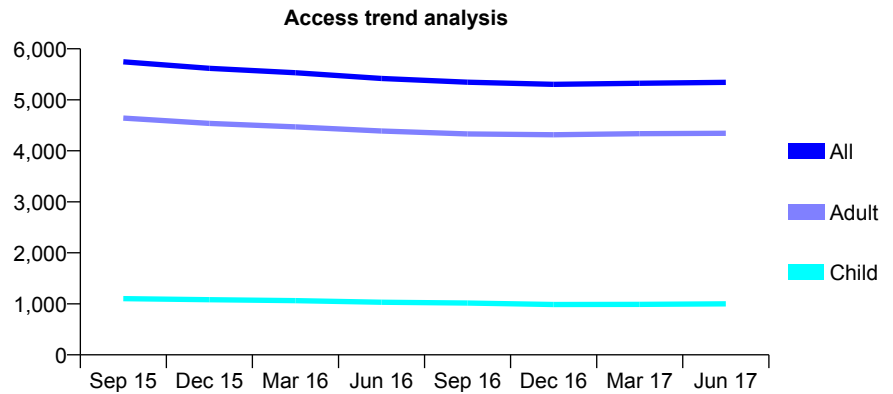
Q45 - Vital Signs At a Glance Contract Report for 155586/0001 - June 2017

Name or company name	Duke Street Dental Practice
Contract type name	GDS Contract
Purpose of contract	General
Contract start date	01/07/2013
Contract end date	

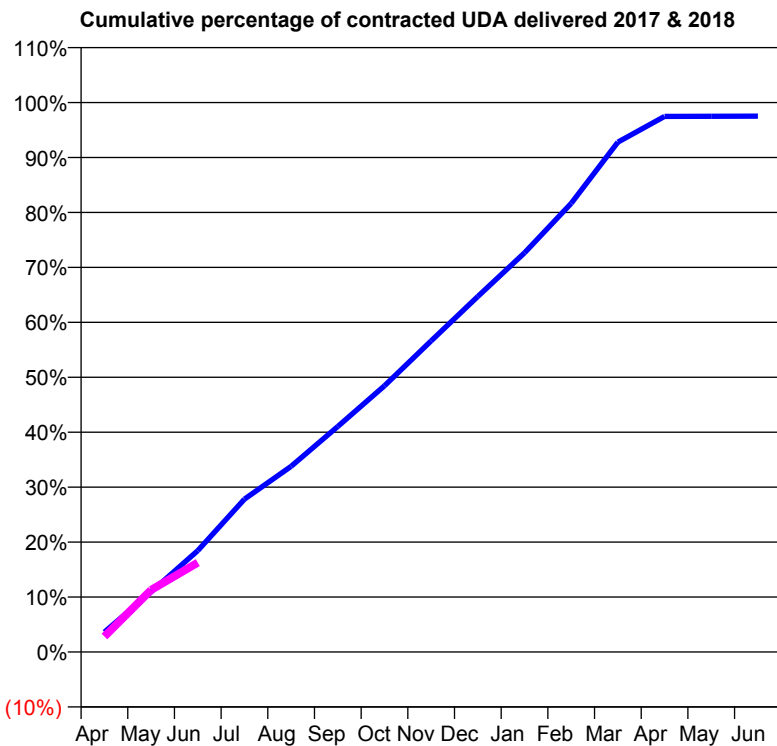
17/18 Contracted general activity (UDA)	18,637
Carry forward general activity (UDA)	0
17/18 Contracted orthodontic activity (UOA)	0
Carry forward orthodontic activity (UOA)	0
Baseline contract value	£507,441.88

ACCESS*

Patients seen in 24 months	Total	Change since previous quarter
Quarter ending June 2016	5,419	
Quarter ending September 2016	5,346	↓
Quarter ending December 2016	5,304	→
Quarter ending March 2017	5,324	→
Quarter ending June 2017	5,343	→
Variance since June 2016	(1.4%)	↓



ACTIVITY



Month	Adjusted Scheduled Activity (UDA)	
	2017	2018
April	675	525
May	2,042	2,107
June	3,441	3,032
July	5,185	
August	6,300	
September	7,649	
October	9,030	
November	10,556	
December	12,058	
January	13,538	
February	15,215	
March	17,294	
April	18,166	
May	18,169	
June	18,174	

QUALITY

	Quantity	Base Number	Contract	AT	Region	England
% of FP17s for the same patient ID Re-attending within 3 months - Children	17	323	5.3%	12.3%	13.0%	12.0%
% of FP17s for the same patient ID Re-attending within 3 months - Adults	317	1,688	18.8%	15.5%	16.6%	16.0%
% of FP17s for the same patient ID Re-attending between 3 & 9 months - Children	199	323	61.6%	54.6%	59.5%	58.0%
% of FP17s for the same patient ID Re-attending between 3 & 9 months - Adults	1,069	1,688	63.3%	50.8%	53.1%	50.9%
% of FP17s for Band 1 Urgent Courses	169	1,588	10.6%	8.9%	9.3%	9.1%
% of FP17s Relating to Free Repair or Replacements	24	1,588	1.5%	1.2%	1.0%	0.8%
% of FP17s Relating to Continuations	39	1,588	2.5%	1.6%	1.3%	1.1%
% of Patients satisfied with the dentistry they have received	25	26	96.2%	90.5%	91.9%	91.7%
% of Patients satisfied with the time they had to wait for an appointment	23	26	88.5%	87.1%	88.7%	88.0%

* This is based on patients treated on this contract for their most recent course of treatment. Figures in italics indicate the base number of FP17s or Patient Questionnaire responses are less than 100. N/A is shown where the base number of responses is less than 10 during the period. % is calculated as Quantity/Base number*100

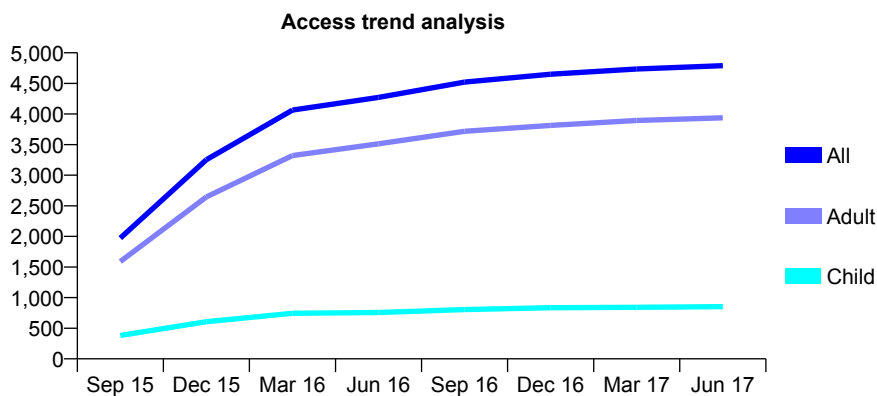
Q45 - Vital Signs At a Glance Contract Report for 157775/0001 - June 2017

Name or company name	Devanand Isukapatta and Steven Leigh
Contract type name	GDS Contract
Purpose of contract	General
Contract start date	22/05/2015
Contract end date	

17/18 Contracted general activity (UDA)	17,605
Carry forward general activity (UDA)	0
17/18 Contracted orthodontic activity (UOA)	0
Carry forward orthodontic activity (UOA)	0
Baseline contract value	£372,393.59

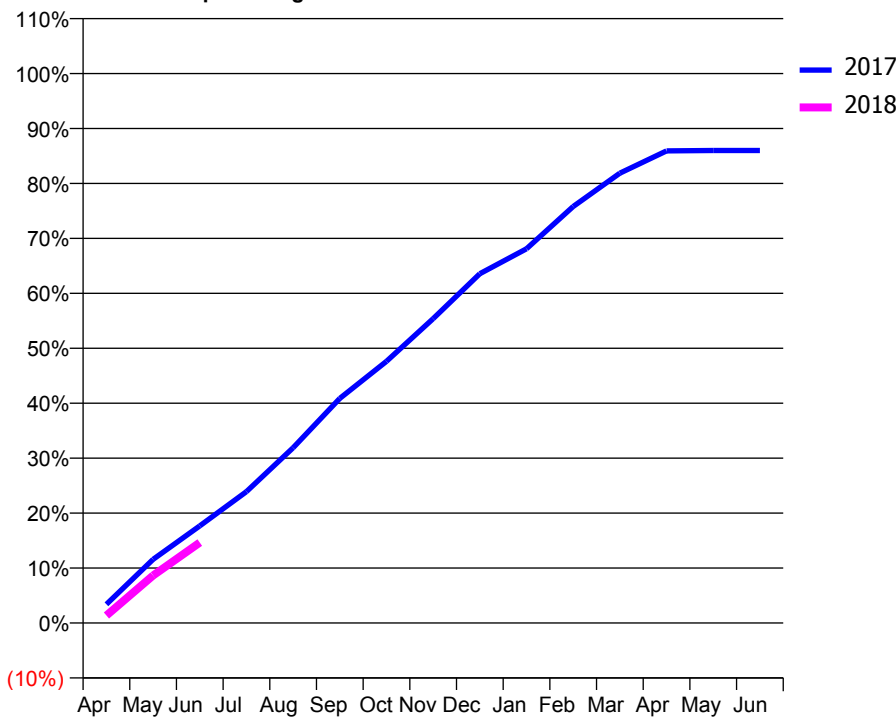
ACCESS*

Patients seen in 24 months	Total	Change since previous quarter
Quarter ending June 2016	4,271	
Quarter ending September 2016	4,522	↑
Quarter ending December 2016	4,650	↑
Quarter ending March 2017	4,736	→
Quarter ending June 2017	4,790	→
Variance since June 2016	12.2%	↑



ACTIVITY

Cumulative percentage of contracted UDA delivered 2017 & 2018



Adjusted Scheduled Activity (UDA)

Month	2017	2018
April	599	241
May	2,042	1,523
June	3,110	2,577
July	4,210	
August	5,614	
September	7,195	
October	8,385	
November	9,752	
December	11,193	
January	11,991	
February	13,343	
March	14,413	
April	15,124	
May	15,137	
June	15,138	

QUALITY

	Quantity	Base Number	Contract	AT	Region	England
% of FP17s for the same patient ID Re-attending within 3 months - Children	12	342	3.5%	12.3%	13.0%	12.0%
% of FP17s for the same patient ID Re-attending within 3 months - Adults	174	1,582	11.0%	15.5%	16.6%	16.0%
% of FP17s for the same patient ID Re-attending between 3 & 9 months - Children	255	342	74.6%	54.6%	59.5%	58.0%
% of FP17s for the same patient ID Re-attending between 3 & 9 months - Adults	1,099	1,582	69.5%	50.8%	53.1%	50.9%
% of FP17s for Band 1 Urgent Courses	104	1,511	6.9%	8.9%	9.3%	9.1%
% of FP17s Relating to Free Repair or Replacements	13	1,511	0.9%	1.2%	1.0%	0.8%
% of FP17s Relating to Continuations	11	1,511	0.7%	1.6%	1.3%	1.1%
% of Patients satisfied with the dentistry they have received	23	24	95.8%	90.5%	91.9%	91.7%
% of Patients satisfied with the time they had to wait for an appointment	23	24	95.8%	87.1%	88.7%	88.0%

* This is based on patients treated on this contract for their most recent course of treatment. Figures in italics indicate the base number of FP17s or Patient Questionnaire responses are less than 100. N/A is shown where the base number of responses is less than 10 during the period. % is calculated as Quantity/Base number*100

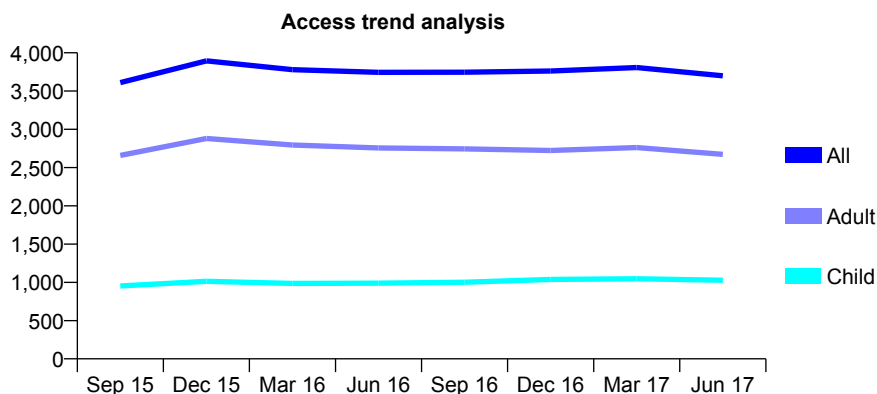
Q45 - Vital Signs At a Glance Contract Report for 158836/0001 - June 2017

Name or company name	The Grainger Stockton, Birtley and Stanley
Contract type name	GDS Contract
Purpose of contract	General
Contract start date	01/02/2014
Contract end date	

17/18 Contracted general activity (UDA)	12,000
Carry forward general activity (UDA)	0
17/18 Contracted orthodontic activity (UOA)	0
Carry forward orthodontic activity (UOA)	0
Baseline contract value	£283,137.46

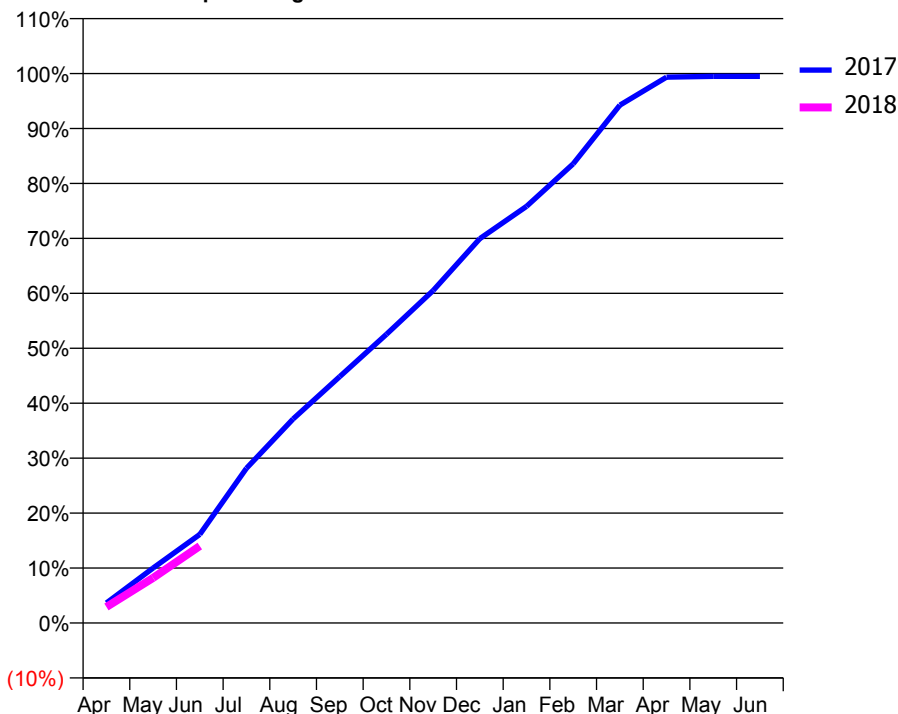
ACCESS*

Patients seen in 24 months	Total	Change since previous quarter
Quarter ending June 2016	3,745	
Quarter ending September 2016	3,746	→
Quarter ending December 2016	3,762	→
Quarter ending March 2017	3,807	→
Quarter ending June 2017	3,700	↓
Variance since June 2016	(1.2%)	↓



ACTIVITY

Cumulative percentage of contracted UDA delivered 2017 & 2018



Adjusted Scheduled Activity (UDA)

Month	2017	2018
April	438	351
May	1,202	986
June	1,936	1,683
July	3,380	
August	4,457	
September	5,382	
October	6,306	
November	7,261	
December	8,394	
January	9,099	
February	10,027	
March	11,309	
April	11,920	
May	11,938	
June	11,938	

QUALITY

	Quantity	Base Number	Contract	AT	Region	England
% of FP17s for the same patient ID Re-attending within 3 months - Children	26	267	9.7%	12.3%	13.0%	12.0%
% of FP17s for the same patient ID Re-attending within 3 months - Adults	54	626	8.6%	15.5%	16.6%	16.0%
% of FP17s for the same patient ID Re-attending between 3 & 9 months - Children	130	267	48.7%	54.6%	59.5%	58.0%
% of FP17s for the same patient ID Re-attending between 3 & 9 months - Adults	274	626	43.8%	50.8%	53.1%	50.9%
% of FP17s for Band 1 Urgent Courses	43	735	5.9%	8.9%	9.3%	9.1%
% of FP17s Relating to Free Repair or Replacements	1	735	0.1%	1.2%	1.0%	0.8%
% of FP17s Relating to Continuations	9	735	1.2%	1.6%	1.3%	1.1%
% of Patients satisfied with the dentistry they have received	11	11	100.0%	90.5%	91.9%	91.7%
% of Patients satisfied with the time they had to wait for an appointment	9	11	81.8%	87.1%	88.7%	88.0%

* This is based on patients treated on this contract for their most recent course of treatment. Figures in italics indicate the base number of FP17s or Patient Questionnaire responses are less than 100. N/A is shown where the base number of responses is less than 10 during the period. % is calculated as Quantity/Base number*100

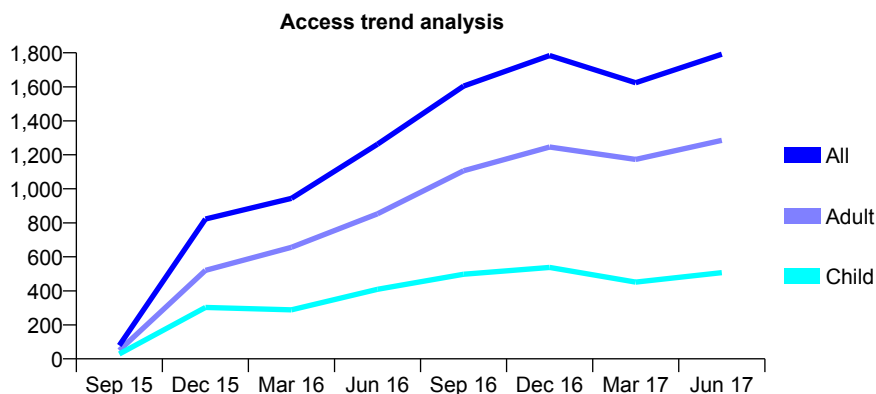
Q45 - Vital Signs At a Glance Contract Report for 160474/0001 - June 2017

Name or company name	Ormesby Dental Practice Partnership
Contract type name	GDS Contract
Purpose of contract	General
Contract start date	01/09/2015
Contract end date	

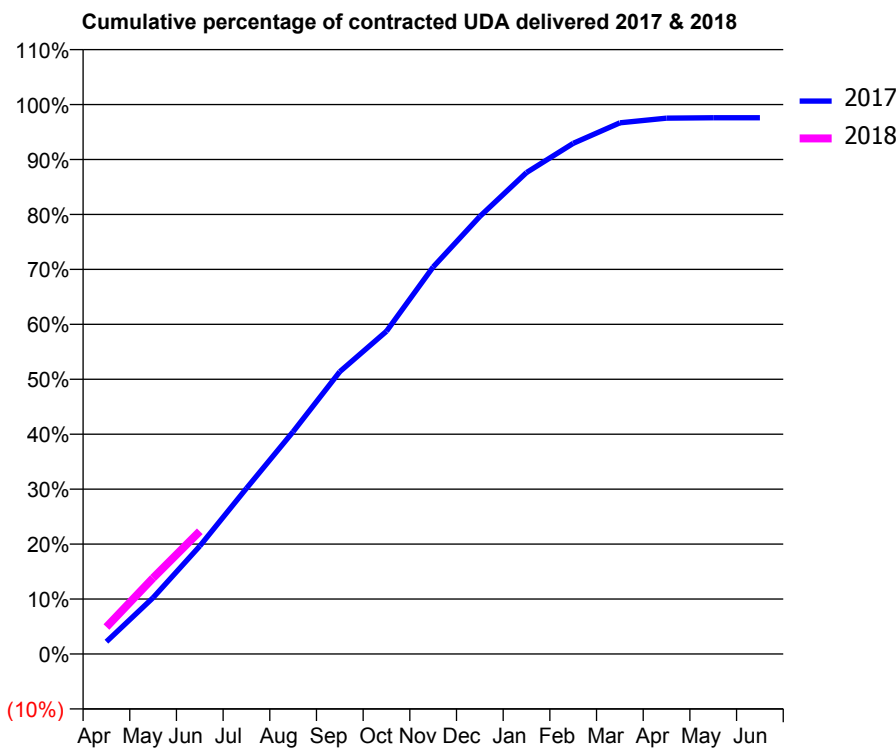
17/18 Contracted general activity (UDA)	6,367
Carry forward general activity (UDA)	0
17/18 Contracted orthodontic activity (UOA)	0
Carry forward orthodontic activity (UOA)	0
Baseline contract value	£150,490.41

ACCESS*

Patients seen in 24 months	Total	Change since previous quarter
Quarter ending June 2016	1,262	
Quarter ending September 2016	1,604	↑
Quarter ending December 2016	1,784	↑
Quarter ending March 2017	1,624	↓
Quarter ending June 2017	1,792	↑
Variance since June 2016	42.0%	↑



ACTIVITY



Month	Adjusted Scheduled Activity (UDA)	
	2017	2018
April	143	313
May	653	881
June	1,251	1,422
July	1,920	
August	2,576	
September	3,272	
October	3,739	
November	4,485	
December	5,070	
January	5,579	
February	5,917	
March	6,154	
April	6,209	
May	6,213	
June	6,213	

QUALITY

	Quantity	Base Number	Contract	AT	Region	England
% of FP17s for the same patient ID Re-attending within 3 months - Children	9	233	3.9%	12.3%	13.0%	12.0%
% of FP17s for the same patient ID Re-attending within 3 months - Adults	36	471	7.6%	15.5%	16.6%	16.0%
% of FP17s for the same patient ID Re-attending between 3 & 9 months - Children	132	233	56.7%	54.6%	59.5%	58.0%
% of FP17s for the same patient ID Re-attending between 3 & 9 months - Adults	264	471	56.1%	50.8%	53.1%	50.9%
% of FP17s for Band 1 Urgent Courses	72	686	10.5%	8.9%	9.3%	9.1%
% of FP17s Relating to Free Repair or Replacements	5	686	0.7%	1.2%	1.0%	0.8%
% of FP17s Relating to Continuations	4	686	0.6%	1.6%	1.3%	1.1%
% of Patients satisfied with the dentistry they have received	4	5	N/A	90.5%	91.9%	91.7%
% of Patients satisfied with the time they had to wait for an appointment	5	5	N/A	87.1%	88.7%	88.0%

* This is based on patients treated on this contract for their most recent course of treatment. Figures in italics indicate the base number of FP17s or Patient Questionnaire responses are less than 100. N/A is shown where the base number of responses is less than 10 during the period. % is calculated as Quantity/Base number*100

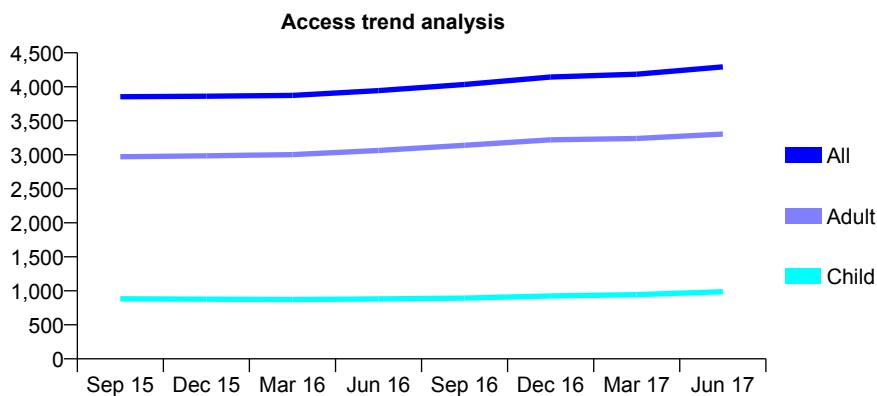
Q45 - Vital Signs At a Glance Contract Report for 166685/0001 - June 2017

Name or company name	Castle Dene Dental Surgery
Contract type name	GDS Contract
Purpose of contract	General
Contract start date	01/04/2009
Contract end date	

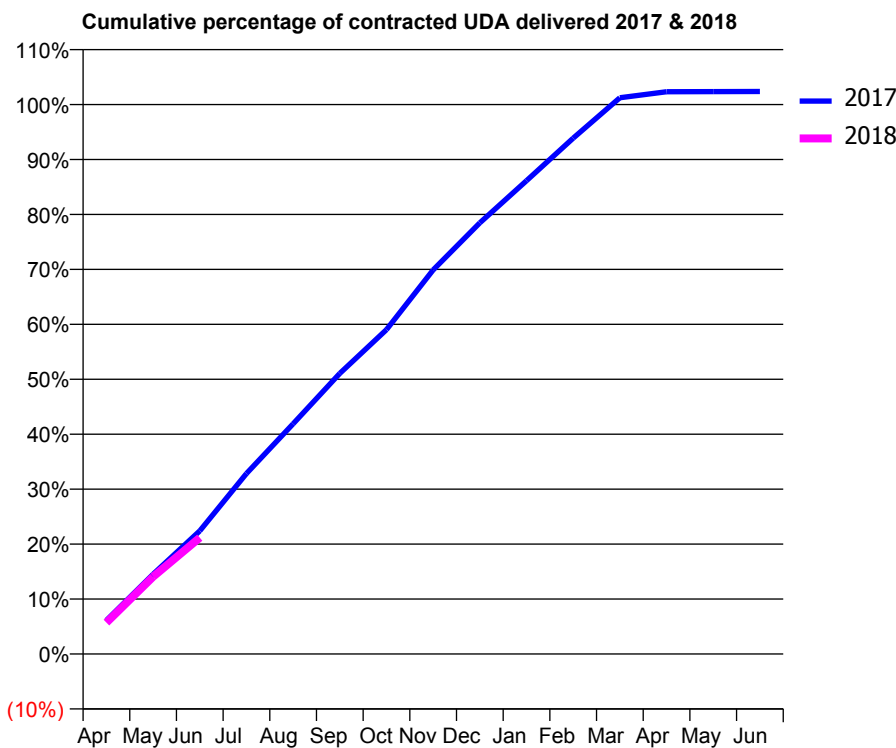
17/18 Contracted general activity (UDA)	14,400
Carry forward general activity (UDA)	0
17/18 Contracted orthodontic activity (UOA)	0
Carry forward orthodontic activity (UOA)	0
Baseline contract value	£397,800.87

ACCESS*

Patients seen in 24 months	Total	Change since previous quarter
Quarter ending June 2016	3,945	
Quarter ending September 2016	4,035	↑
Quarter ending December 2016	4,145	↑
Quarter ending March 2017	4,186	→
Quarter ending June 2017	4,293	↑
Variance since June 2016	8.8%	↑



ACTIVITY



Month	Adjusted Scheduled Activity (UDA)	
	2017	2018
April	882	824
May	2,093	2,024
June	3,227	3,048
July	4,731	
August	6,035	
September	7,354	
October	8,501	
November	10,064	
December	11,300	
January	12,404	
February	13,517	
March	14,577	
April	14,736	
May	14,739	
June	14,740	

QUALITY

	Quantity	Base Number	Contract	AT	Region	England
% of FP17s for the same patient ID Re-attending within 3 months - Children	17	268	6.3%	12.3%	13.0%	12.0%
% of FP17s for the same patient ID Re-attending within 3 months - Adults	151	876	17.2%	15.5%	16.6%	16.0%
% of FP17s for the same patient ID Re-attending between 3 & 9 months - Children	98	268	36.6%	54.6%	59.5%	58.0%
% of FP17s for the same patient ID Re-attending between 3 & 9 months - Adults	308	876	35.2%	50.8%	53.1%	50.9%
% of FP17s for Band 1 Urgent Courses	161	1,085	14.8%	8.9%	9.3%	9.1%
% of FP17s Relating to Free Repair or Replacements	12	1,085	1.1%	1.2%	1.0%	0.8%
% of FP17s Relating to Continuations	10	1,085	0.9%	1.6%	1.3%	1.1%
% of Patients satisfied with the dentistry they have received	15	16	93.8%	90.5%	91.9%	91.7%
% of Patients satisfied with the time they had to wait for an appointment	16	16	100.0%	87.1%	88.7%	88.0%

* This is based on patients treated on this contract for their most recent course of treatment. Figures in italics indicate the base number of FP17s or Patient Questionnaire responses are less than 100. N/A is shown where the base number of responses is less than 10 during the period. % is calculated as Quantity/Base number*100

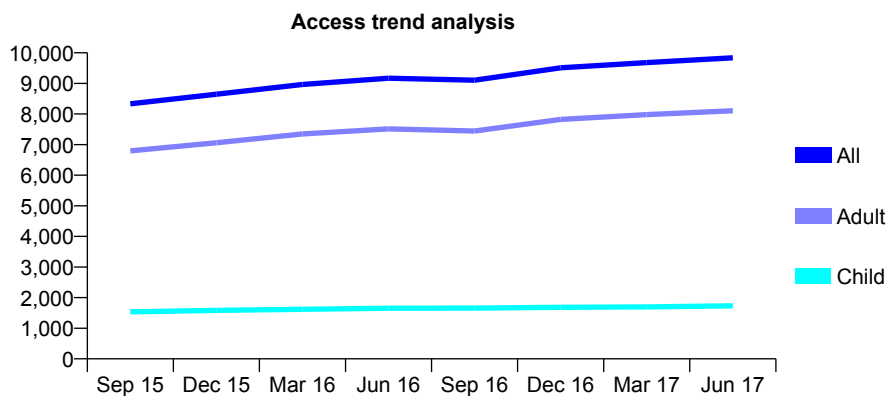
Q45 - Vital Signs At a Glance Contract Report for 170526/0001 - June 2017

Name or company name	Framwellgate Dental Surgery Limited
Contract type name	GDS Contract
Purpose of contract	General
Contract start date	01/04/2012
Contract end date	

17/18 Contracted general activity (UDA)	21,656
Carry forward general activity (UDA)	0
17/18 Contracted orthodontic activity (UOA)	0
Carry forward orthodontic activity (UOA)	0
Baseline contract value	£532,683.45

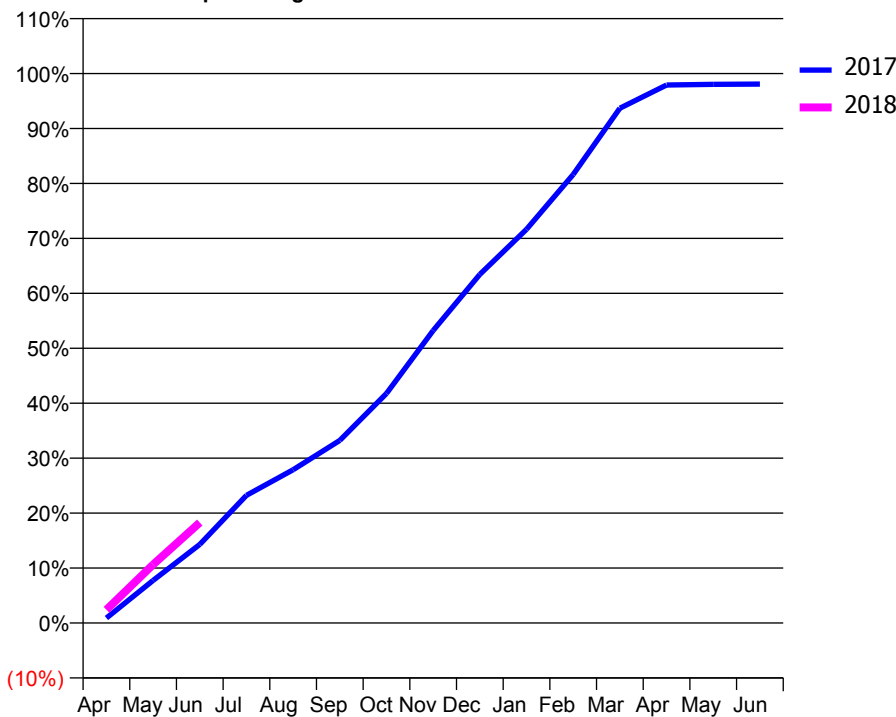
ACCESS*

Patients seen in 24 months	Total	Change since previous quarter
Quarter ending June 2016	9,169	
Quarter ending September 2016	9,104	→
Quarter ending December 2016	9,508	↑
Quarter ending March 2017	9,679	→
Quarter ending June 2017	9,838	→
Variance since June 2016	7.3%	↑



ACTIVITY

Cumulative percentage of contracted UDA delivered 2017 & 2018



Month	Adjusted Scheduled Activity (UDA)	
	2017	2018
April	196	522
May	1,678	2,304
June	3,096	3,960
July	5,034	
August	6,043	
September	7,198	
October	9,045	
November	11,527	
December	13,741	
January	15,514	
February	17,678	
March	20,286	
April	21,203	
May	21,228	
June	21,239	

QUALITY

	Quantity	Base Number	Contract	AT	Region	England
% of FP17s for the same patient ID Re-attending within 3 months - Children	52	588	8.8%	12.3%	13.0%	12.0%
% of FP17s for the same patient ID Re-attending within 3 months - Adults	257	2,122	12.1%	15.5%	16.6%	16.0%
% of FP17s for the same patient ID Re-attending between 3 & 9 months - Children	288	588	49.0%	54.6%	59.5%	58.0%
% of FP17s for the same patient ID Re-attending between 3 & 9 months - Adults	809	2,122	38.1%	50.8%	53.1%	50.9%
% of FP17s for Band 1 Urgent Courses	235	1,954	12.0%	8.9%	9.3%	9.1%
% of FP17s Relating to Free Repair or Replacements	9	1,954	0.5%	1.2%	1.0%	0.8%
% of FP17s Relating to Continuations	14	1,954	0.7%	1.6%	1.3%	1.1%
% of Patients satisfied with the dentistry they have received	26	31	83.9%	90.5%	91.9%	91.7%
% of Patients satisfied with the time they had to wait for an appointment	25	31	80.6%	87.1%	88.7%	88.0%

* This is based on patients treated on this contract for their most recent course of treatment. Figures in italics indicate the base number of FP17s or Patient Questionnaire responses are less than 100. N/A is shown where the base number of responses is less than 10 during the period. % is calculated as Quantity/Base number*100

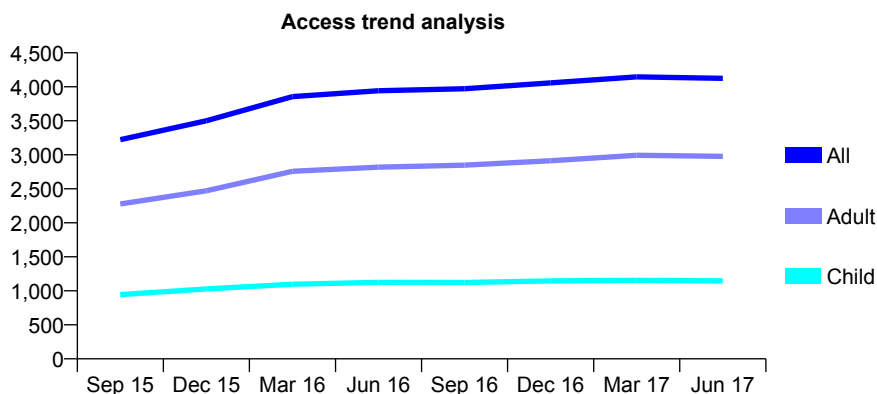
Q45 - Vital Signs At a Glance Contract Report for 171565/0001 - June 2017

Name or company name	Hardwick Dental Practice
Contract type name	GDS Contract
Purpose of contract	General and Orthodontic
Contract start date	01/05/2014
Contract end date	

17/18 Contracted general activity (UDA)	13,766
Carry forward general activity (UDA)	0
17/18 Contracted orthodontic activity (UOA)	0
Carry forward orthodontic activity (UOA)	0
Baseline contract value	£353,417.04

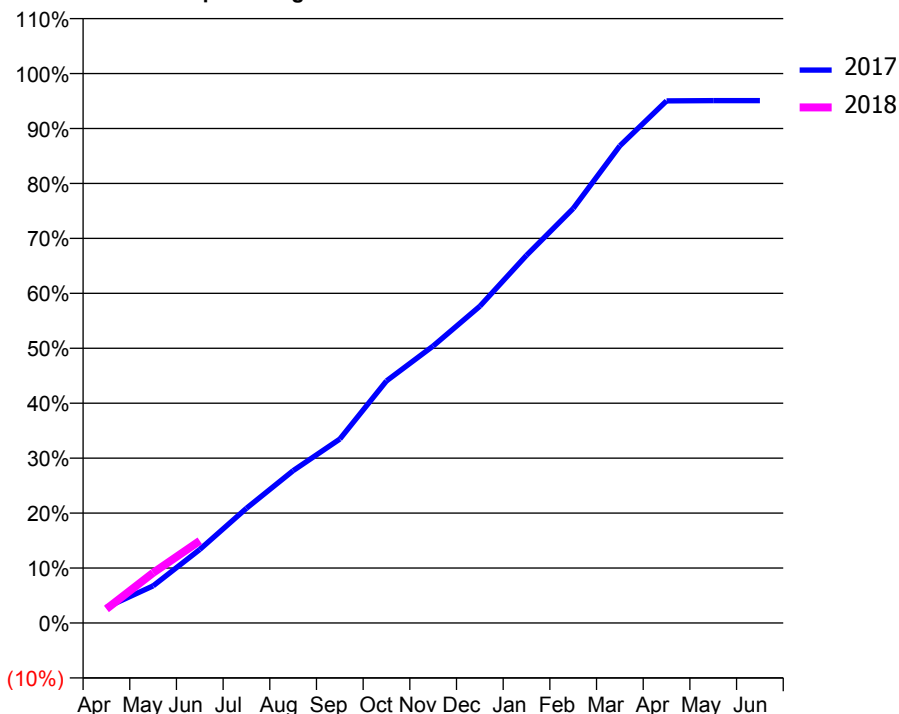
ACCESS*

Patients seen in 24 months	Total	Change since previous quarter
Quarter ending June 2016	3,943	
Quarter ending September 2016	3,971	→
Quarter ending December 2016	4,058	↑
Quarter ending March 2017	4,147	↑
Quarter ending June 2017	4,124	→
Variance since June 2016	4.6%	↑



ACTIVITY

Cumulative percentage of contracted UDA delivered 2017 & 2018



Month	Adjusted Scheduled Activity (UDA)	
	2017	2018
April	392	351
May	932	1,258
June	1,842	2,061
July	2,874	
August	3,817	
September	4,608	
October	6,065	
November	6,939	
December	7,936	
January	9,210	
February	10,384	
March	11,955	
April	13,080	
May	13,087	
June	13,087	

QUALITY

	Quantity	Base Number	Contract	AT	Region	England
% of FP17s for the same patient ID Re-attending within 3 months - Children	28	361	7.8%	12.3%	13.0%	12.0%
% of FP17s for the same patient ID Re-attending within 3 months - Adults	179	884	20.2%	15.5%	16.6%	16.0%
% of FP17s for the same patient ID Re-attending between 3 & 9 months - Children	148	361	41.0%	54.6%	59.5%	58.0%
% of FP17s for the same patient ID Re-attending between 3 & 9 months - Adults	320	884	36.2%	50.8%	53.1%	50.9%
% of FP17s for Band 1 Urgent Courses	140	825	17.0%	8.9%	9.3%	9.1%
% of FP17s Relating to Free Repair or Replacements	8	825	1.0%	1.2%	1.0%	0.8%
% of FP17s Relating to Continuations	14	825	1.7%	1.6%	1.3%	1.1%
% of Patients satisfied with the dentistry they have received	11	12	91.7%	90.5%	91.9%	91.7%
% of Patients satisfied with the time they had to wait for an appointment	11	12	91.7%	87.1%	88.7%	88.0%

* This is based on patients treated on this contract for their most recent course of treatment. Figures in italics indicate the base number of FP17s or Patient Questionnaire responses are less than 100. N/A is shown where the base number of responses is less than 10 during the period. % is calculated as Quantity/Base number*100

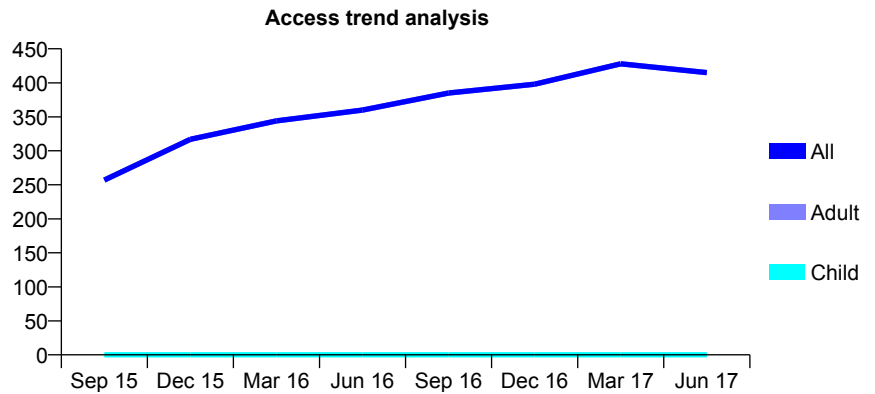
Q45 - Vital Signs At a Glance Contract Report for 171565/0002 - June 2017

Name or company name	Hardwick Dental Practice
Contract type name	PDS Contract
Purpose of contract	General
Contract start date	01/05/2014
Contract end date	31/03/2018

17/18 Contracted general activity (UDA)	1,464
Carry forward general activity (UDA)	0
17/18 Contracted orthodontic activity (UOA)	0
Carry forward orthodontic activity (UOA)	0
Baseline contract value	£45,640.29

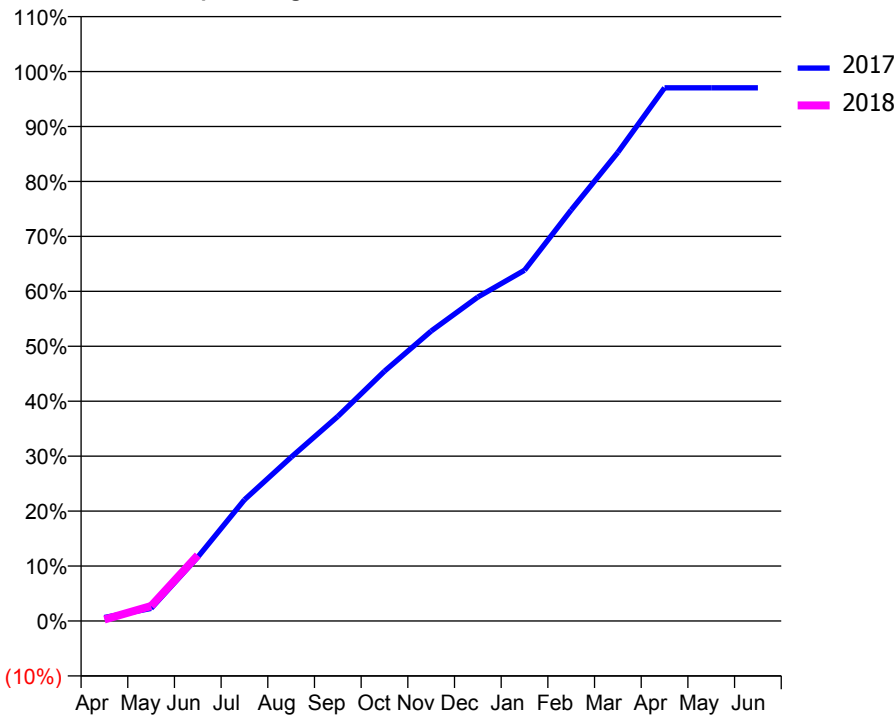
ACCESS*

Patients seen in 24 months	Total	Change since previous quarter
Quarter ending June 2016	360	
Quarter ending September 2016	385	↑
Quarter ending December 2016	398	↑
Quarter ending March 2017	428	↑
Quarter ending June 2017	415	↓
Variance since June 2016	15.3%	↑



ACTIVITY

Cumulative percentage of contracted UDA delivered 2017 & 2018



Month	Adjusted Scheduled Activity (UDA)	
	2017	2018
April	9	4
May	33	40
June	170	175
July	323	
August	437	
September	545	
October	666	
November	773	
December	863	
January	935	
February	1,095	
March	1,249	
April	1,421	
May	1,421	
June	1,421	

QUALITY

	Quantity	Base Number	Contract	AT	Region	England
% of FP17s for the same patient ID Re-attending within 3 months - Children	0	0	N/A	12.3%	13.0%	12.0%
% of FP17s for the same patient ID Re-attending within 3 months - Adults	18	79	22.8%	15.5%	16.6%	16.0%
% of FP17s for the same patient ID Re-attending between 3 & 9 months - Children	0	0	N/A	54.6%	59.5%	58.0%
% of FP17s for the same patient ID Re-attending between 3 & 9 months - Adults	10	79	12.7%	50.8%	53.1%	50.9%
% of FP17s for Band 1 Urgent Courses	7	44	15.9%	8.9%	9.3%	9.1%
% of FP17s Relating to Free Repair or Replacements	0	44	0.0%	1.2%	1.0%	0.8%
% of FP17s Relating to Continuations	0	44	0.0%	1.6%	1.3%	1.1%
% of Patients satisfied with the dentistry they have received	0	0	N/A	90.5%	91.9%	91.7%
% of Patients satisfied with the time they had to wait for an appointment	0	0	N/A	87.1%	88.7%	88.0%

* This is based on patients treated on this contract for their most recent course of treatment. Figures in italics indicate the base number of FP17s or Patient Questionnaire responses are less than 100. N/A is shown where the base number of responses is less than 10 during the period. % is calculated as Quantity/Base number*100

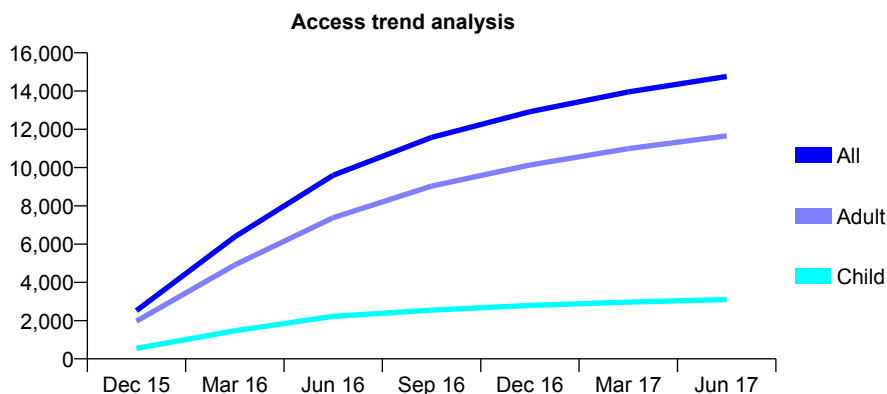
Q45 - Vital Signs At a Glance Contract Report for 172596/0001 - June 2017

Name or company name	Front Street Dental Practice Partnership
Contract type name	GDS Contract
Purpose of contract	General
Contract start date	01/11/2015
Contract end date	

17/18 Contracted general activity (UDA)	50,056
Carry forward general activity (UDA)	0
17/18 Contracted orthodontic activity (UOA)	0
Carry forward orthodontic activity (UOA)	0
Baseline contract value	£1,541,953.55

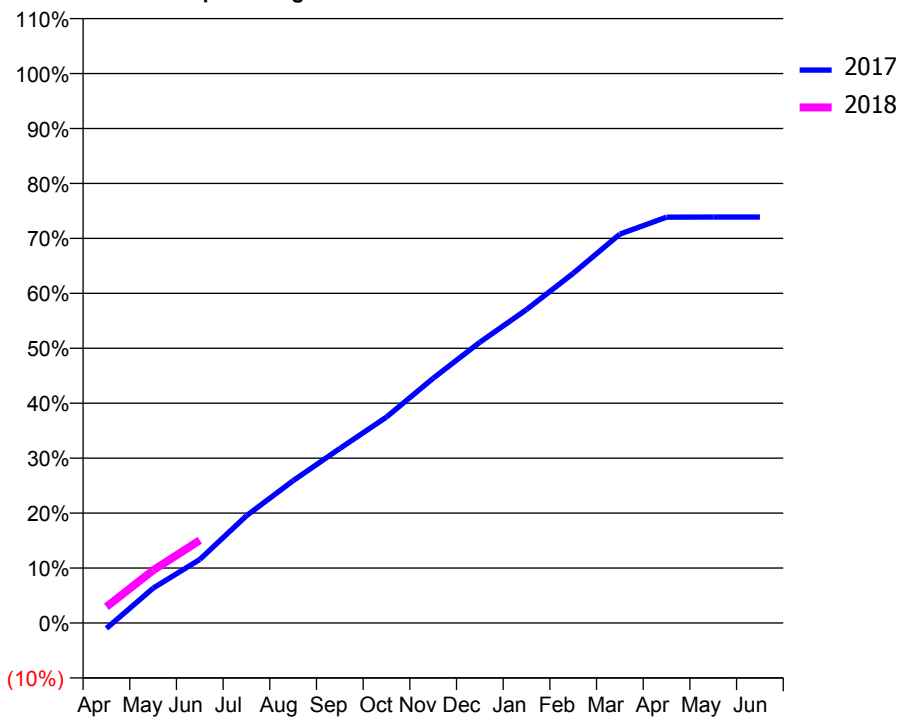
ACCESS*

Patients seen in 24 months	Total	Change since previous quarter
Quarter ending June 2016	9,598	
Quarter ending September 2016	11,576	↑
Quarter ending December 2016	12,920	↑
Quarter ending March 2017	13,955	↑
Quarter ending June 2017	14,761	↑
Variance since June 2016	53.8%	↑



ACTIVITY

Cumulative percentage of contracted UDA delivered 2017 & 2018



Month	Adjusted Scheduled Activity (UDA)	
	2017	2018
April	-503	1,475
May	3,176	4,803
June	5,782	7,539
July	9,776	
August	12,969	
September	15,893	
October	18,755	
November	22,296	
December	25,580	
January	28,547	
February	31,861	
March	35,432	
April	36,971	
May	36,982	
June	36,982	

QUALITY

	Quantity	Base Number	Contract	AT	Region	England
% of FP17s for the same patient ID Re-attending within 3 months - Children	55	895	6.1%	12.3%	13.0%	12.0%
% of FP17s for the same patient ID Re-attending within 3 months - Adults	546	3,383	16.1%	15.5%	16.6%	16.0%
% of FP17s for the same patient ID Re-attending between 3 & 9 months - Children	387	895	43.2%	54.6%	59.5%	58.0%
% of FP17s for the same patient ID Re-attending between 3 & 9 months - Adults	1,408	3,383	41.6%	50.8%	53.1%	50.9%
% of FP17s for Band 1 Urgent Courses	400	3,362	11.9%	8.9%	9.3%	9.1%
% of FP17s Relating to Free Repair or Replacements	41	3,362	1.2%	1.2%	1.0%	0.8%
% of FP17s Relating to Continuations	46	3,362	1.4%	1.6%	1.3%	1.1%
% of Patients satisfied with the dentistry they have received	33	37	89.2%	90.5%	91.9%	91.7%
% of Patients satisfied with the time they had to wait for an appointment	31	37	83.8%	87.1%	88.7%	88.0%

* This is based on patients treated on this contract for their most recent course of treatment. Figures in italics indicate the base number of FP17s or Patient Questionnaire responses are less than 100. N/A is shown where the base number of responses is less than 10 during the period. % is calculated as Quantity/Base number*100

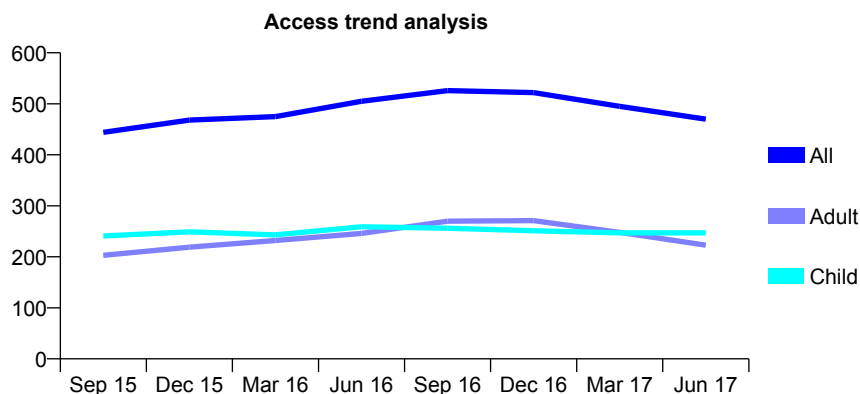
Q45 - Vital Signs At a Glance Contract Report for 174858/0001 - June 2017

Name or company name	Yarm Road Dental Practice
Contract type name	GDS Contract
Purpose of contract	General
Contract start date	01/01/2015
Contract end date	

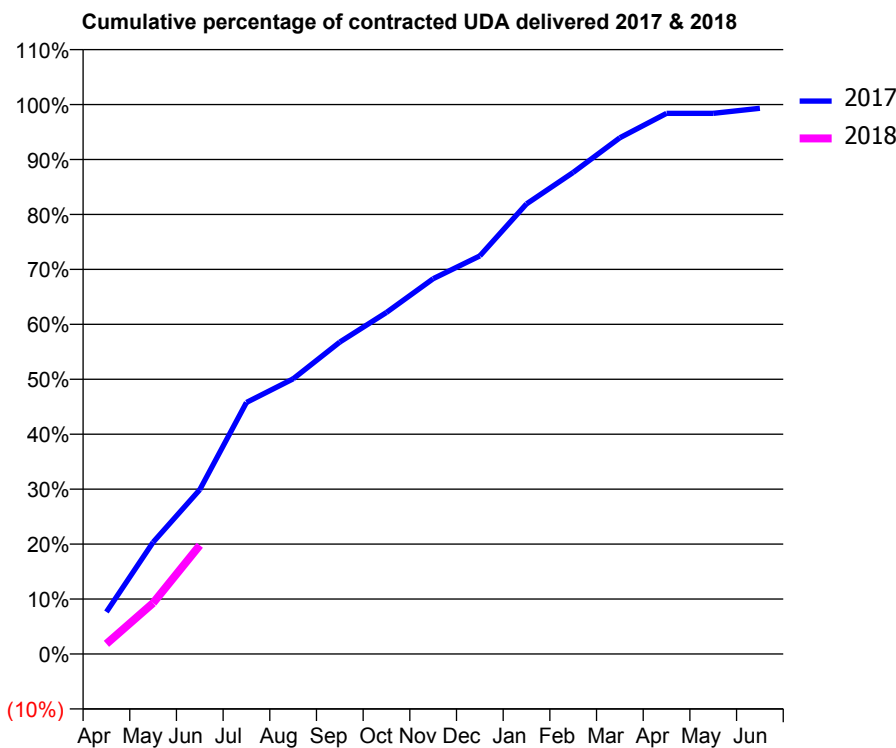
17/18 Contracted general activity (UDA)	1,300
Carry forward general activity (UDA)	0
17/18 Contracted orthodontic activity (UOA)	0
Carry forward orthodontic activity (UOA)	0
Baseline contract value	£23,302.51

ACCESS*

Patients seen in 24 months	Total	Change since previous quarter
Quarter ending June 2016	505	
Quarter ending September 2016	526	↑
Quarter ending December 2016	522	→
Quarter ending March 2017	495	↓
Quarter ending June 2017	470	↓
Variance since June 2016	(6.9%)	↓



ACTIVITY



Month	Adjusted Scheduled Activity (UDA)	
	2017	2018
April	99	24
May	264	121
June	389	257
July	595	
August	651	
September	738	
October	808	
November	888	
December	942	
January	1,065	
February	1,139	
March	1,221	
April	1,279	
May	1,279	
June	1,291	

QUALITY

	Quantity	Base Number	Contract	AT	Region	England
% of FP17s for the same patient ID Re-attending within 3 months - Children	7	101	6.9%	12.3%	13.0%	12.0%
% of FP17s for the same patient ID Re-attending within 3 months - Adults	5	79	6.3%	15.5%	16.6%	16.0%
% of FP17s for the same patient ID Re-attending between 3 & 9 months - Children	73	101	72.3%	54.6%	59.5%	58.0%
% of FP17s for the same patient ID Re-attending between 3 & 9 months - Adults	47	79	59.5%	50.8%	53.1%	50.9%
% of FP17s for Band 1 Urgent Courses	6	145	4.1%	8.9%	9.3%	9.1%
% of FP17s Relating to Free Repair or Replacements	0	145	0.0%	1.2%	1.0%	0.8%
% of FP17s Relating to Continuations	0	145	0.0%	1.6%	1.3%	1.1%
% of Patients satisfied with the dentistry they have received	0	0	N/A	90.5%	91.9%	91.7%
% of Patients satisfied with the time they had to wait for an appointment	0	0	N/A	87.1%	88.7%	88.0%

* This is based on patients treated on this contract for their most recent course of treatment. Figures in italics indicate the base number of FP17s or Patient Questionnaire responses are less than 100. N/A is shown where the base number of responses is less than 10 during the period. % is calculated as Quantity/Base number*100

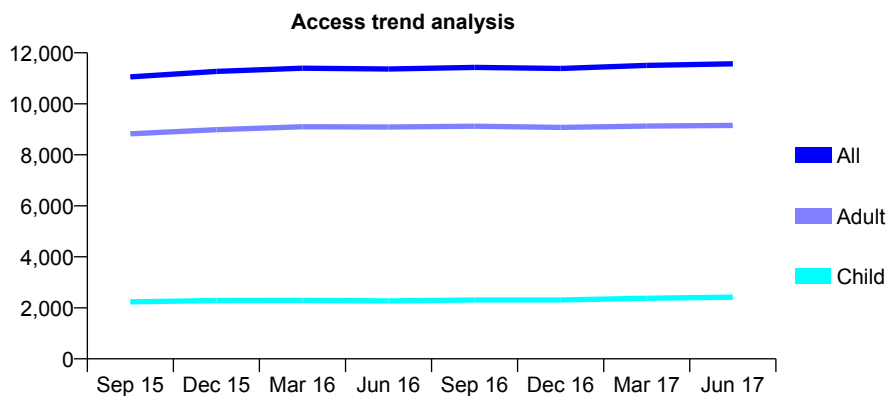
Q45 - Vital Signs At a Glance Contract Report for 176486/0001 - June 2017

Name or company name	Ridgway Dental Ltd.
Contract type name	GDS Contract
Purpose of contract	General
Contract start date	01/04/2009
Contract end date	

17/18 Contracted general activity (UDA)	35,659
Carry forward general activity (UDA)	0
17/18 Contracted orthodontic activity (UOA)	0
Carry forward orthodontic activity (UOA)	0
Baseline contract value	£907,437.06

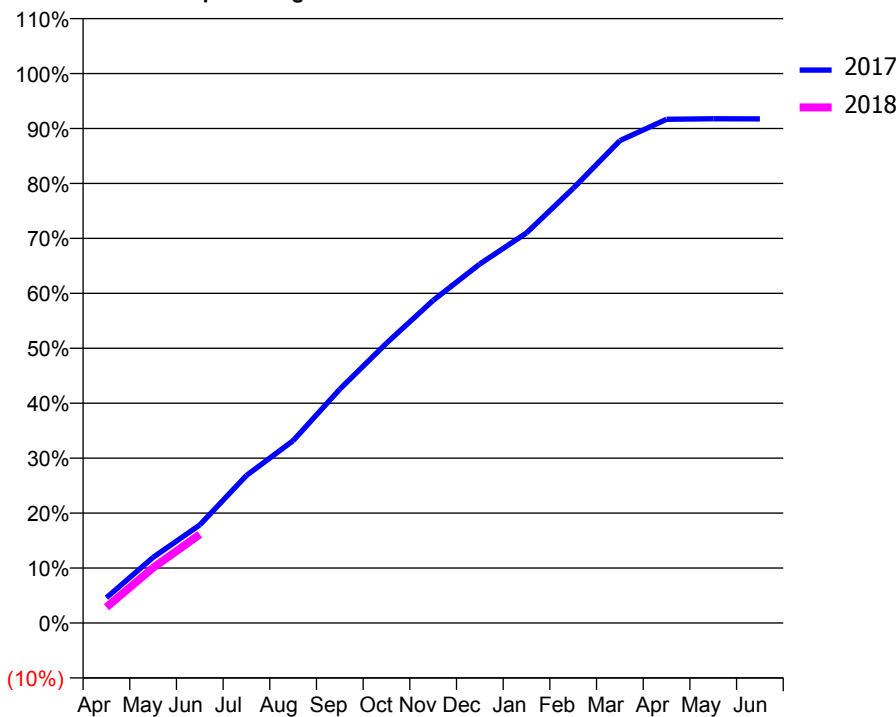
ACCESS*

Patients seen in 24 months	Total	Change since previous quarter
Quarter ending June 2016	11,365	
Quarter ending September 2016	11,429	→
Quarter ending December 2016	11,384	→
Quarter ending March 2017	11,506	→
Quarter ending June 2017	11,568	→
Variance since June 2016	1.8%	→



ACTIVITY

Cumulative percentage of contracted UDA delivered 2017 & 2018



Month	Adjusted Scheduled Activity (UDA)	
	2017	2018
April	1,639	1,025
May	4,260	3,588
June	6,366	5,749
July	9,571	
August	11,834	
September	15,174	
October	18,163	
November	20,936	
December	23,302	
January	25,316	
February	28,204	
March	31,300	
April	32,690	
May	32,724	
June	32,712	

QUALITY

	Quantity	Base Number	Contract	AT	Region	England
% of FP17s for the same patient ID Re-attending within 3 months - Children	25	667	3.7%	12.3%	13.0%	12.0%
% of FP17s for the same patient ID Re-attending within 3 months - Adults	310	2,730	11.4%	15.5%	16.6%	16.0%
% of FP17s for the same patient ID Re-attending between 3 & 9 months - Children	355	667	53.2%	54.6%	59.5%	58.0%
% of FP17s for the same patient ID Re-attending between 3 & 9 months - Adults	1,435	2,730	52.6%	50.8%	53.1%	50.9%
% of FP17s for Band 1 Urgent Courses	195	2,824	6.9%	8.9%	9.3%	9.1%
% of FP17s Relating to Free Repair or Replacements	20	2,824	0.7%	1.2%	1.0%	0.8%
% of FP17s Relating to Continuations	68	2,824	2.4%	1.6%	1.3%	1.1%
% of Patients satisfied with the dentistry they have received	32	34	94.1%	90.5%	91.9%	91.7%
% of Patients satisfied with the time they had to wait for an appointment	32	34	94.1%	87.1%	88.7%	88.0%

* This is based on patients treated on this contract for their most recent course of treatment. Figures in italics indicate the base number of FP17s or Patient Questionnaire responses are less than 100. N/A is shown where the base number of responses is less than 10 during the period. % is calculated as Quantity/Base number*100

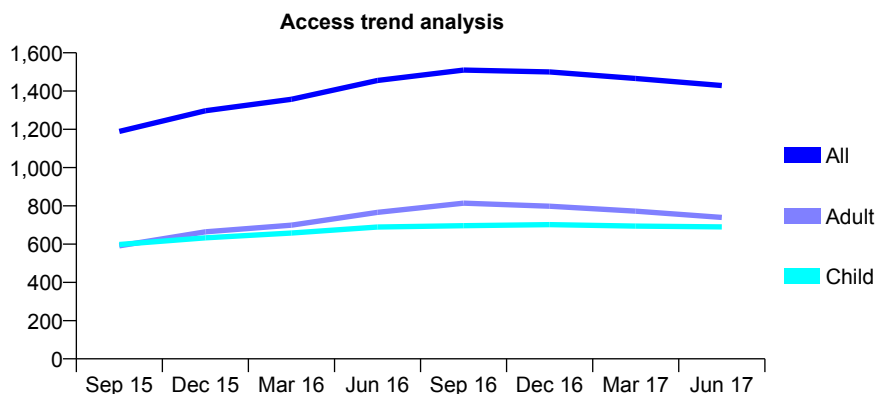
Q45 - Vital Signs At a Glance Contract Report for 176737/0001 - June 2017

Name or company name	Springs Dental Practice
Contract type name	GDS Contract
Purpose of contract	General
Contract start date	17/10/2013
Contract end date	

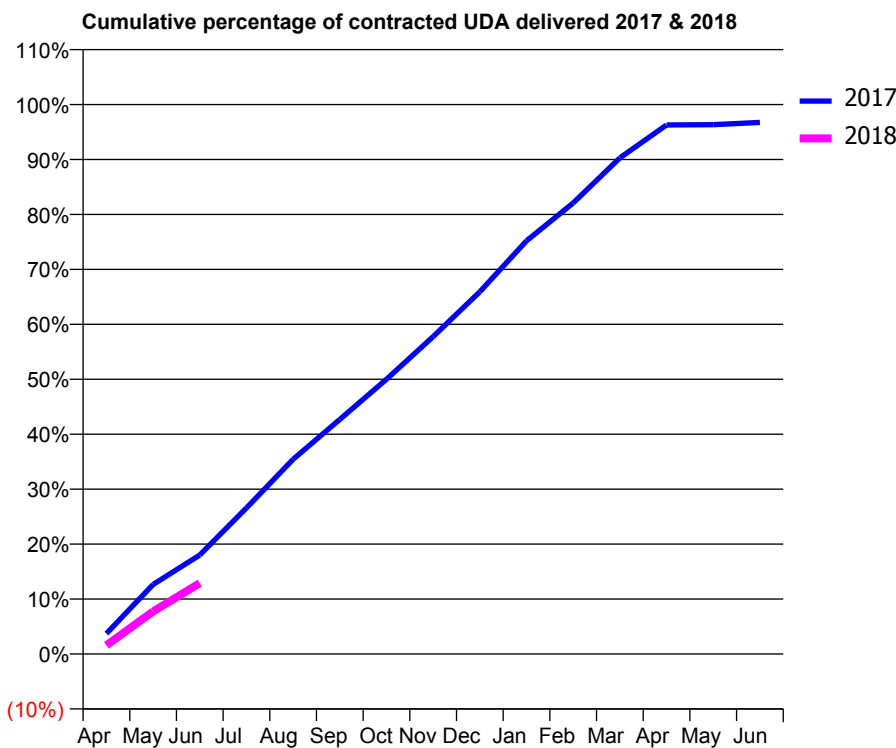
17/18 Contracted general activity (UDA)	5,000
Carry forward general activity (UDA)	0
17/18 Contracted orthodontic activity (UOA)	0
Carry forward orthodontic activity (UOA)	0
Baseline contract value	£105,763.59

ACCESS*

Patients seen in 24 months	Total	Change since previous quarter
Quarter ending June 2016	1,455	
Quarter ending September 2016	1,510	↑
Quarter ending December 2016	1,500	→
Quarter ending March 2017	1,466	↓
Quarter ending June 2017	1,429	↓
Variance since June 2016	(1.8%)	↓



ACTIVITY



Month	Adjusted Scheduled Activity (UDA)	
	2017	2018
April	186	80
May	633	388
June	901	645
July	1,329	
August	1,772	
September	2,134	
October	2,500	
November	2,888	
December	3,296	
January	3,760	
February	4,104	
March	4,514	
April	4,813	
May	4,817	
June	4,838	

QUALITY

	Quantity	Base Number	Contract	AT	Region	England
% of FP17s for the same patient ID Re-attending within 3 months - Children	31	248	12.5%	12.3%	13.0%	12.0%
% of FP17s for the same patient ID Re-attending within 3 months - Adults	38	208	18.3%	15.5%	16.6%	16.0%
% of FP17s for the same patient ID Re-attending between 3 & 9 months - Children	121	248	48.8%	54.6%	59.5%	58.0%
% of FP17s for the same patient ID Re-attending between 3 & 9 months - Adults	81	208	38.9%	50.8%	53.1%	50.9%
% of FP17s for Band 1 Urgent Courses	31	322	9.6%	8.9%	9.3%	9.1%
% of FP17s Relating to Free Repair or Replacements	0	322	0.0%	1.2%	1.0%	0.8%
% of FP17s Relating to Continuations	0	322	0.0%	1.6%	1.3%	1.1%
% of Patients satisfied with the dentistry they have received	2	2	N/A	90.5%	91.9%	91.7%
% of Patients satisfied with the time they had to wait for an appointment	2	2	N/A	87.1%	88.7%	88.0%

* This is based on patients treated on this contract for their most recent course of treatment. Figures in italics indicate the base number of FP17s or Patient Questionnaire responses are less than 100. N/A is shown where the base number of responses is less than 10 during the period. % is calculated as Quantity/Base number*100

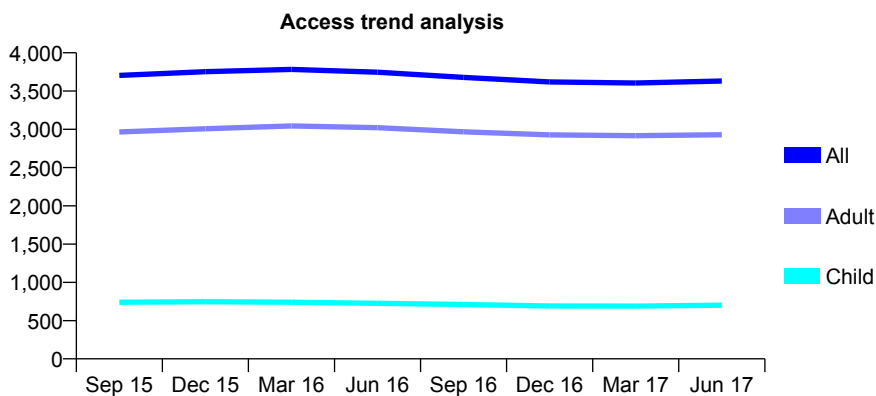
Q45 - Vital Signs At a Glance Contract Report for 177229/0001 - June 2017

Name or company name	Bishop Auckland Partnership
Contract type name	GDS Contract
Purpose of contract	General
Contract start date	01/07/2013
Contract end date	

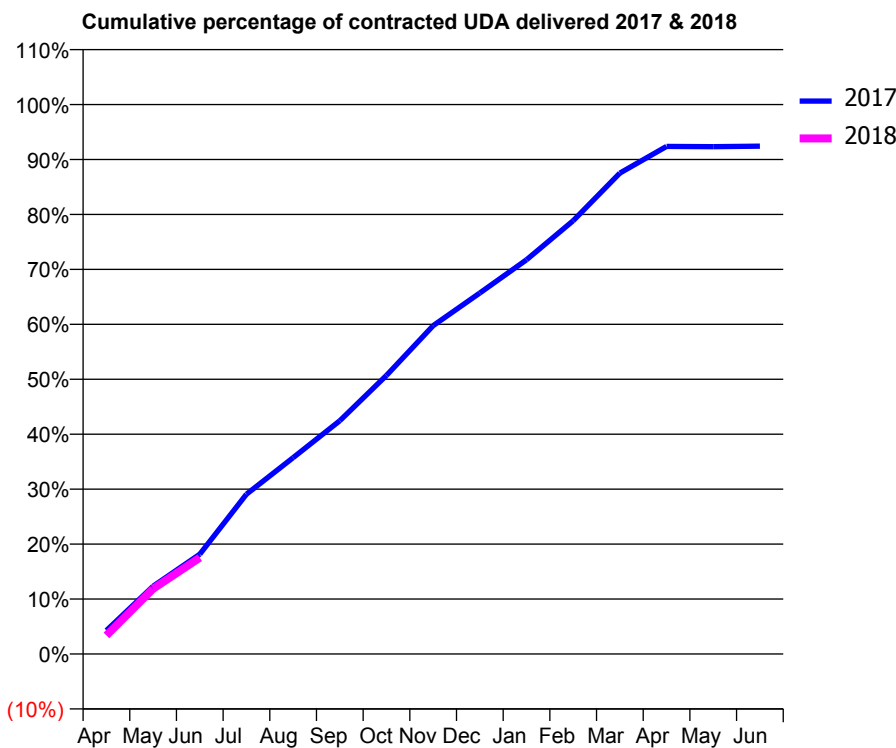
17/18 Contracted general activity (UDA)	13,273
Carry forward general activity (UDA)	0
17/18 Contracted orthodontic activity (UOA)	0
Carry forward orthodontic activity (UOA)	0
Baseline contract value	£302,003.38

ACCESS*

Patients seen in 24 months	Total	Change since previous quarter
Quarter ending June 2016	3,747	
Quarter ending September 2016	3,679	↓
Quarter ending December 2016	3,619	↓
Quarter ending March 2017	3,605	→
Quarter ending June 2017	3,631	→
Variance since June 2016	(3.1%)	↓



ACTIVITY



Month	Adjusted Scheduled Activity (UDA)	
	2017	2018
April	569	449
May	1,638	1,576
June	2,411	2,328
July	3,859	
August	4,744	
September	5,636	
October	6,729	
November	7,932	
December	8,719	
January	9,521	
February	10,466	
March	11,618	
April	12,261	
May	12,255	
June	12,266	

QUALITY

	Quantity	Base Number	Contract	AT	Region	England
% of FP17s for the same patient ID Re-attending within 3 months - Children	26	248	10.5%	12.3%	13.0%	12.0%
% of FP17s for the same patient ID Re-attending within 3 months - Adults	214	1,134	18.9%	15.5%	16.6%	16.0%
% of FP17s for the same patient ID Re-attending between 3 & 9 months - Children	129	248	52.0%	54.6%	59.5%	58.0%
% of FP17s for the same patient ID Re-attending between 3 & 9 months - Adults	555	1,134	48.9%	50.8%	53.1%	50.9%
% of FP17s for Band 1 Urgent Courses	104	1,035	10.0%	8.9%	9.3%	9.1%
% of FP17s Relating to Free Repair or Replacements	25	1,035	2.4%	1.2%	1.0%	0.8%
% of FP17s Relating to Continuations	9	1,035	0.9%	1.6%	1.3%	1.1%
% of Patients satisfied with the dentistry they have received	17	20	85.0%	90.5%	91.9%	91.7%
% of Patients satisfied with the time they had to wait for an appointment	18	20	90.0%	87.1%	88.7%	88.0%

* This is based on patients treated on this contract for their most recent course of treatment. Figures in italics indicate the base number of FP17s or Patient Questionnaire responses are less than 100. N/A is shown where the base number of responses is less than 10 during the period. % is calculated as Quantity/Base number*100

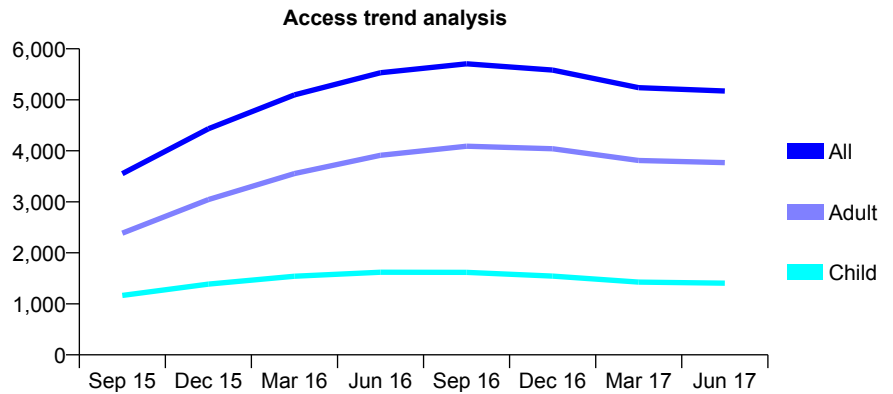
Q45 - Vital Signs At a Glance Contract Report for 177334/0001 - June 2017

Name or company name	Ingleby Meadow Dental Practice Partnershi
Contract type name	GDS Contract
Purpose of contract	General
Contract start date	04/03/2015
Contract end date	

17/18 Contracted general activity (UDA)	14,808
Carry forward general activity (UDA)	0
17/18 Contracted orthodontic activity (UOA)	0
Carry forward orthodontic activity (UOA)	0
Baseline contract value	£382,510.49

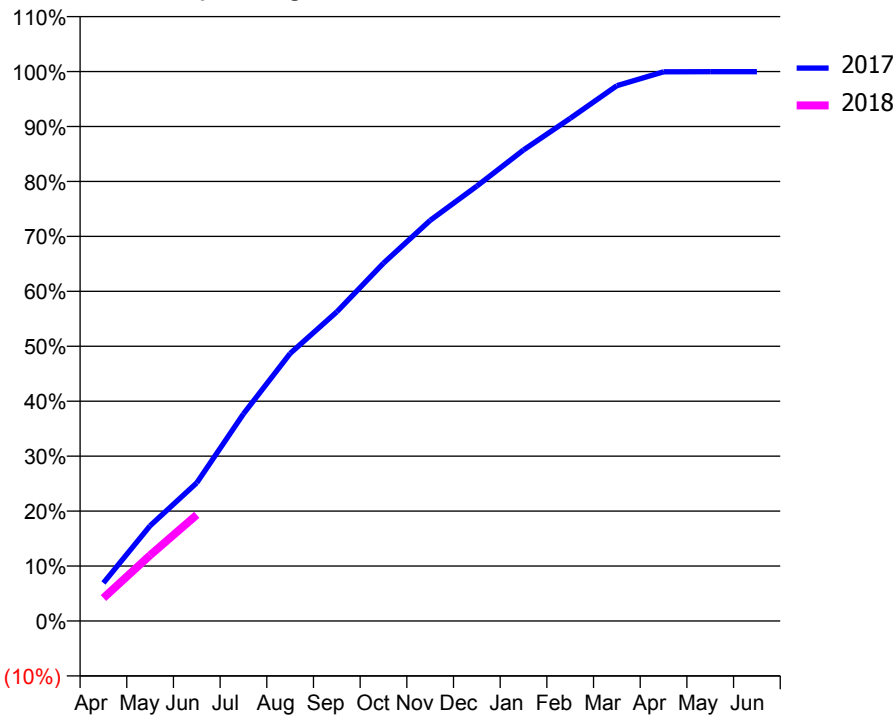
ACCESS*

Patients seen in 24 months	Total	Change since previous quarter
Quarter ending June 2016	5,531	
Quarter ending September 2016	5,705	↑
Quarter ending December 2016	5,584	↓
Quarter ending March 2017	5,238	↓
Quarter ending June 2017	5,172	↓
Variance since June 2016	(6.5%)	↓



ACTIVITY

Cumulative percentage of contracted UDA delivered 2017 & 2018



Month	Adjusted Scheduled Activity (UDA)	
	2017	2018
April	1,028	619
May	2,566	1,773
June	3,724	2,864
July	5,582	
August	7,209	
September	8,331	
October	9,645	
November	10,796	
December	11,720	
January	12,693	
February	13,547	
March	14,427	
April	14,801	
May	14,802	
June	14,802	

QUALITY

	Quantity	Base Number	Contract	AT	Region	England
% of FP17s for the same patient ID Re-attending within 3 months - Children	22	467	4.7%	12.3%	13.0%	12.0%
% of FP17s for the same patient ID Re-attending within 3 months - Adults	85	1,162	7.3%	15.5%	16.6%	16.0%
% of FP17s for the same patient ID Re-attending between 3 & 9 months - Children	238	467	51.0%	54.6%	59.5%	58.0%
% of FP17s for the same patient ID Re-attending between 3 & 9 months - Adults	560	1,162	48.2%	50.8%	53.1%	50.9%
% of FP17s for Band 1 Urgent Courses	64	1,446	4.4%	8.9%	9.3%	9.1%
% of FP17s Relating to Free Repair or Replacements	15	1,446	1.0%	1.2%	1.0%	0.8%
% of FP17s Relating to Continuations	26	1,446	1.8%	1.6%	1.3%	1.1%
% of Patients satisfied with the dentistry they have received	19	22	86.4%	90.5%	91.9%	91.7%
% of Patients satisfied with the time they had to wait for an appointment	13	22	59.1%	87.1%	88.7%	88.0%

* This is based on patients treated on this contract for their most recent course of treatment. Figures in italics indicate the base number of FP17s or Patient Questionnaire responses are less than 100. N/A is shown where the base number of responses is less than 10 during the period. % is calculated as Quantity/Base number*100

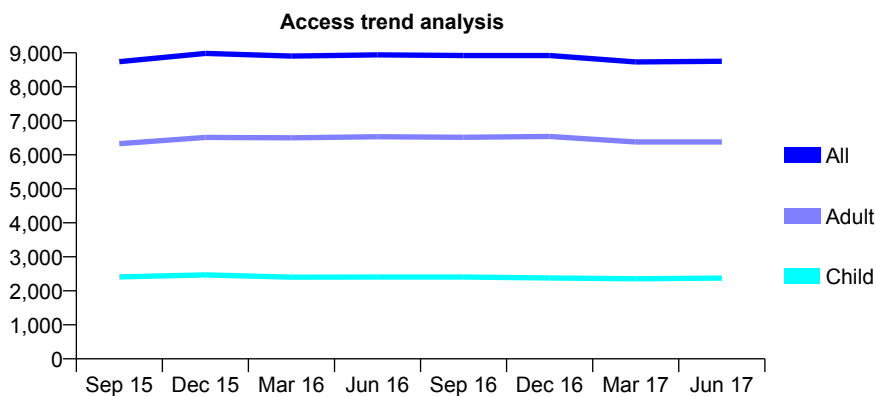
Q45 - Vital Signs At a Glance Contract Report for 179523/0002 - June 2017

Name or company name	Jeyarajan Dental Care Ltd.
Contract type name	GDS Contract
Purpose of contract	General
Contract start date	01/04/2009
Contract end date	

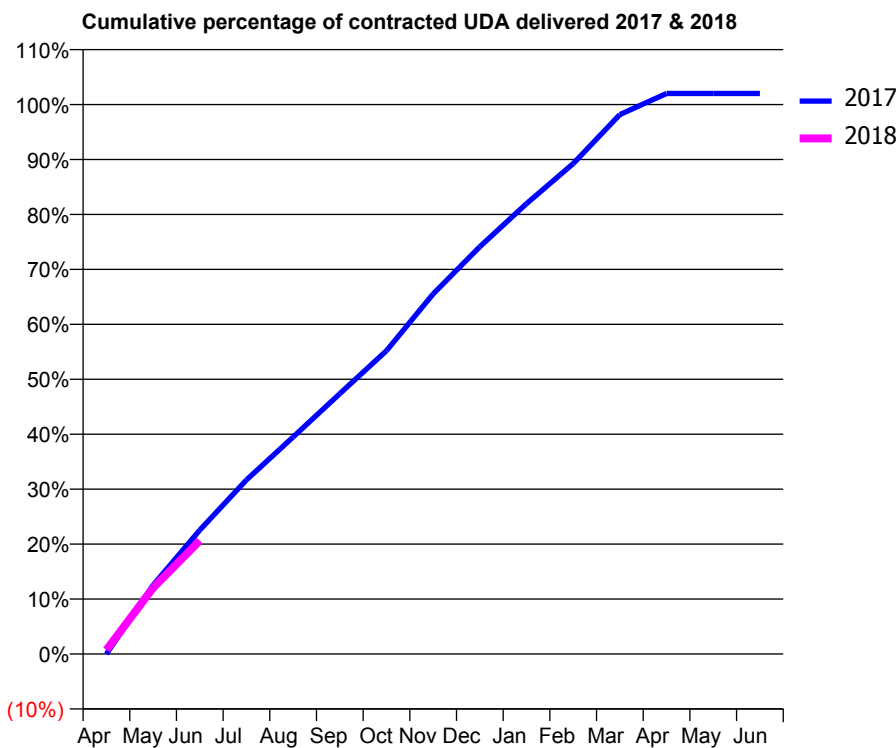
17/18 Contracted general activity (UDA)	24,500
Carry forward general activity (UDA)	0
17/18 Contracted orthodontic activity (UOA)	0
Carry forward orthodontic activity (UOA)	0
Baseline contract value	£702,349.53

ACCESS*

Patients seen in 24 months	Total	Change since previous quarter
Quarter ending June 2016	8,938	
Quarter ending September 2016	8,920	→
Quarter ending December 2016	8,920	→
Quarter ending March 2017	8,732	↓
Quarter ending June 2017	8,751	→
Variance since June 2016	(2.1%)	↓



ACTIVITY



Month	Adjusted Scheduled Activity (UDA)	
	2017	2018
April	0	183
May	3,069	2,949
June	5,523	5,057
July	7,762	
August	9,676	
September	11,607	
October	13,520	
November	16,057	
December	18,159	
January	20,081	
February	21,862	
March	24,052	
April	24,989	
May	24,989	
June	24,989	

QUALITY

	Quantity	Base Number	Contract	AT	Region	England
% of FP17s for the same patient ID Re-attending within 3 months - Children	58	711	8.2%	12.3%	13.0%	12.0%
% of FP17s for the same patient ID Re-attending within 3 months - Adults	268	1,686	15.9%	15.5%	16.6%	16.0%
% of FP17s for the same patient ID Re-attending between 3 & 9 months - Children	289	711	40.6%	54.6%	59.5%	58.0%
% of FP17s for the same patient ID Re-attending between 3 & 9 months - Adults	694	1,686	41.2%	50.8%	53.1%	50.9%
% of FP17s for Band 1 Urgent Courses	201	2,067	9.7%	8.9%	9.3%	9.1%
% of FP17s Relating to Free Repair or Replacements	54	2,067	2.6%	1.2%	1.0%	0.8%
% of FP17s Relating to Continuations	8	2,067	0.4%	1.6%	1.3%	1.1%
% of Patients satisfied with the dentistry they have received	10	12	83.3%	90.5%	91.9%	91.7%
% of Patients satisfied with the time they had to wait for an appointment	8	12	66.7%	87.1%	88.7%	88.0%

* This is based on patients treated on this contract for their most recent course of treatment. Figures in italics indicate the base number of FP17s or Patient Questionnaire responses are less than 100. N/A is shown where the base number of responses is less than 10 during the period. % is calculated as Quantity/Base number*100

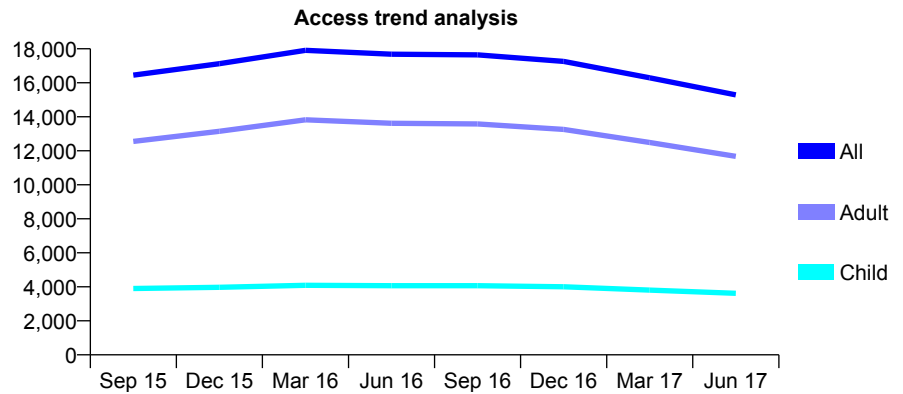
Q45 - Vital Signs At a Glance Contract Report for 186007/0001 - June 2017

Name or company name	Hartlepool Dental Practice Partnership
Contract type name	GDS Contract
Purpose of contract	General
Contract start date	01/04/2014
Contract end date	

17/18 Contracted general activity (UDA)	60,590
Carry forward general activity (UDA)	0
17/18 Contracted orthodontic activity (UOA)	0
Carry forward orthodontic activity (UOA)	0
Baseline contract value	£1,388,990.87

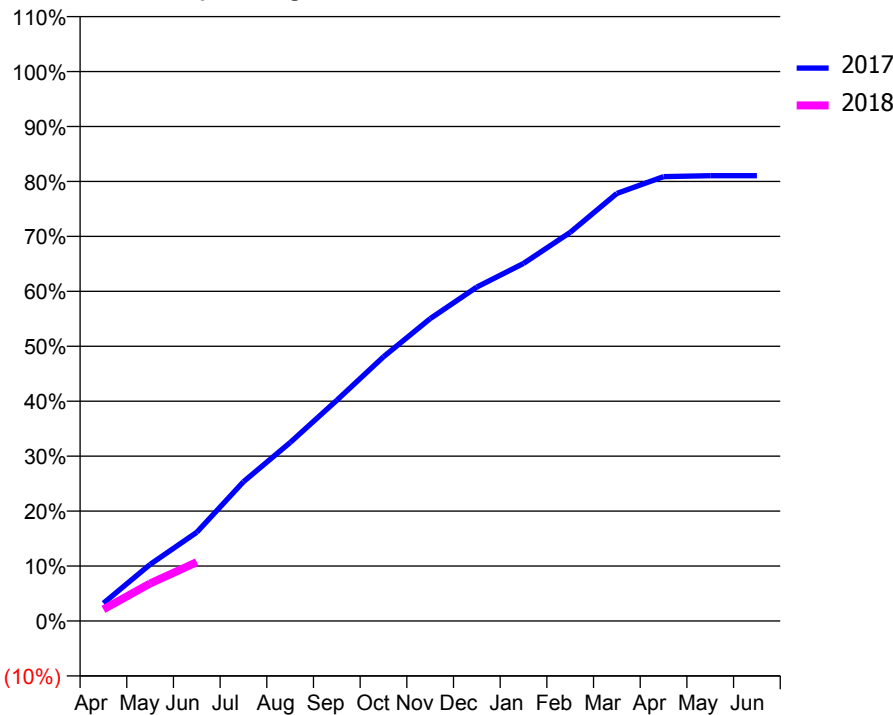
ACCESS*

Patients seen in 24 months	Total	Change since previous quarter
Quarter ending June 2016	17,685	
Quarter ending September 2016	17,647	→
Quarter ending December 2016	17,260	↓
Quarter ending March 2017	16,297	↓
Quarter ending June 2017	15,289	↓
Variance since June 2016	(13.5%)	↓



ACTIVITY

Cumulative percentage of contracted UDA delivered 2017 & 2018



Month	Adjusted Scheduled Activity (UDA)	
	2017	2018
April	1,721	1,293
May	5,471	4,137
June	8,579	6,492
July	13,460	
August	17,243	
September	21,333	
October	25,528	
November	29,218	
December	32,265	
January	34,552	
February	37,549	
March	41,307	
April	42,937	
May	43,022	
June	43,022	

QUALITY

	Quantity	Base Number	Contract	AT	Region	England
% of FP17s for the same patient ID Re-attending within 3 months - Children	26	859	3.0%	12.3%	13.0%	12.0%
% of FP17s for the same patient ID Re-attending within 3 months - Adults	195	2,489	7.8%	15.5%	16.6%	16.0%
% of FP17s for the same patient ID Re-attending between 3 & 9 months - Children	374	859	43.5%	54.6%	59.5%	58.0%
% of FP17s for the same patient ID Re-attending between 3 & 9 months - Adults	1,330	2,489	53.4%	50.8%	53.1%	50.9%
% of FP17s for Band 1 Urgent Courses	57	2,772	2.1%	8.9%	9.3%	9.1%
% of FP17s Relating to Free Repair or Replacements	9	2,772	0.3%	1.2%	1.0%	0.8%
% of FP17s Relating to Continuations	28	2,772	1.0%	1.6%	1.3%	1.1%
% of Patients satisfied with the dentistry they have received	45	49	91.8%	90.5%	91.9%	91.7%
% of Patients satisfied with the time they had to wait for an appointment	41	49	83.7%	87.1%	88.7%	88.0%

* This is based on patients treated on this contract for their most recent course of treatment. Figures in italics indicate the base number of FP17s or Patient Questionnaire responses are less than 100. N/A is shown where the base number of responses is less than 10 during the period. % is calculated as Quantity/Base number*100

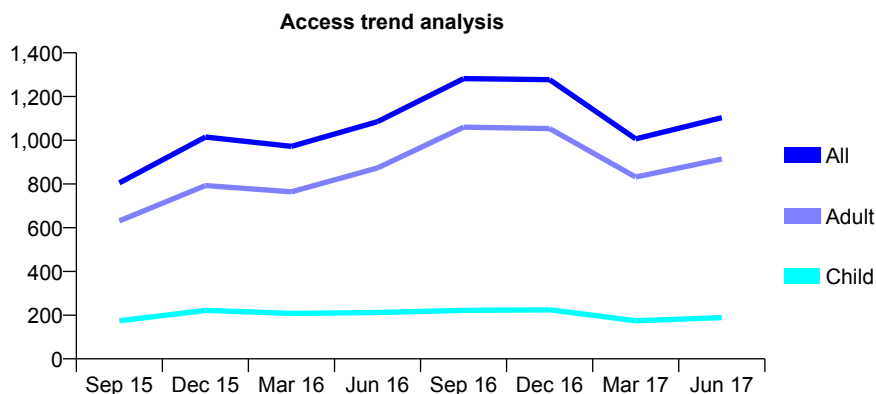
Q45 - Vital Signs At a Glance Contract Report for 192589/0001 - June 2017

Name or company name	Novident Dental Practice
Contract type name	GDS Contract
Purpose of contract	General
Contract start date	01/11/2014
Contract end date	

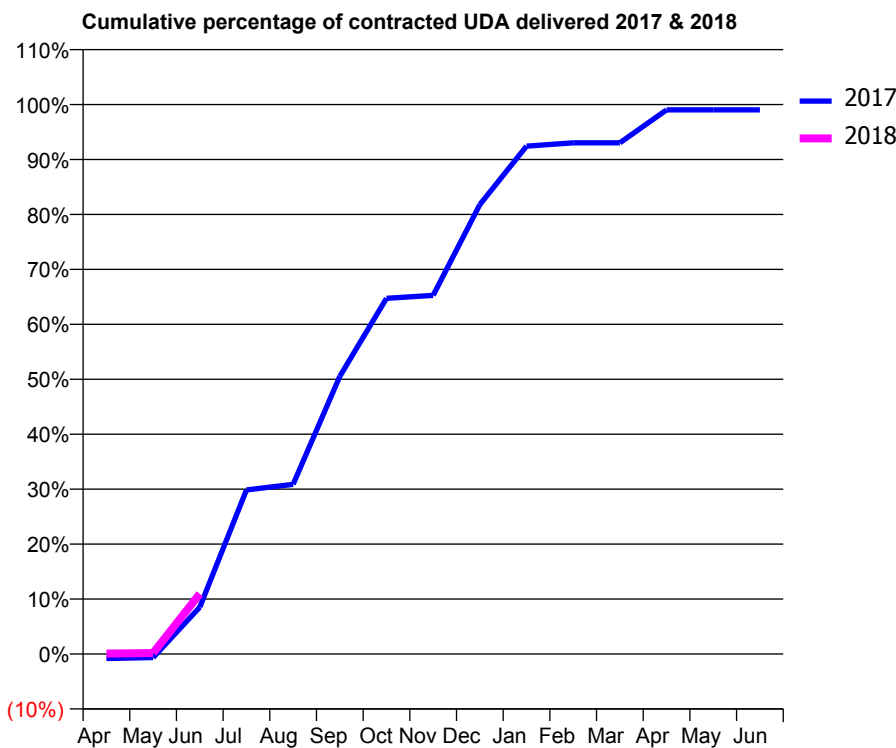
17/18 Contracted general activity (UDA)	3,500
Carry forward general activity (UDA)	0
17/18 Contracted orthodontic activity (UOA)	0
Carry forward orthodontic activity (UOA)	0
Baseline contract value	£75,148.30

ACCESS*

Patients seen in 24 months	Total	Change since previous quarter
Quarter ending June 2016	1,085	
Quarter ending September 2016	1,282	↑
Quarter ending December 2016	1,277	→
Quarter ending March 2017	1,006	↓
Quarter ending June 2017	1,103	↑
Variance since June 2016	1.7%	→



ACTIVITY



Month	Adjusted Scheduled Activity (UDA)	
	2017	2018
April	-29	3
May	-23	6
June	299	384
July	1,045	
August	1,081	
September	1,769	
October	2,266	
November	2,285	
December	2,862	
January	3,235	
February	3,256	
March	3,256	
April	3,466	
May	3,466	
June	3,466	

QUALITY

	Quantity	Base Number	Contract	AT	Region	England
% of FP17s for the same patient ID Re-attending within 3 months - Children	0	41	0.0%	12.3%	13.0%	12.0%
% of FP17s for the same patient ID Re-attending within 3 months - Adults	0	172	0.0%	15.5%	16.6%	16.0%
% of FP17s for the same patient ID Re-attending between 3 & 9 months - Children	9	41	22.0%	54.6%	59.5%	58.0%
% of FP17s for the same patient ID Re-attending between 3 & 9 months - Adults	21	172	12.2%	50.8%	53.1%	50.9%
% of FP17s for Band 1 Urgent Courses	3	151	2.0%	8.9%	9.3%	9.1%
% of FP17s Relating to Free Repair or Replacements	2	151	1.3%	1.2%	1.0%	0.8%
% of FP17s Relating to Continuations	0	151	0.0%	1.6%	1.3%	1.1%
% of Patients satisfied with the dentistry they have received	2	3	N/A	90.5%	91.9%	91.7%
% of Patients satisfied with the time they had to wait for an appointment	3	3	N/A	87.1%	88.7%	88.0%

* This is based on patients treated on this contract for their most recent course of treatment. Figures in italics indicate the base number of FP17s or Patient Questionnaire responses are less than 100. N/A is shown where the base number of responses is less than 10 during the period. % is calculated as Quantity/Base number*100

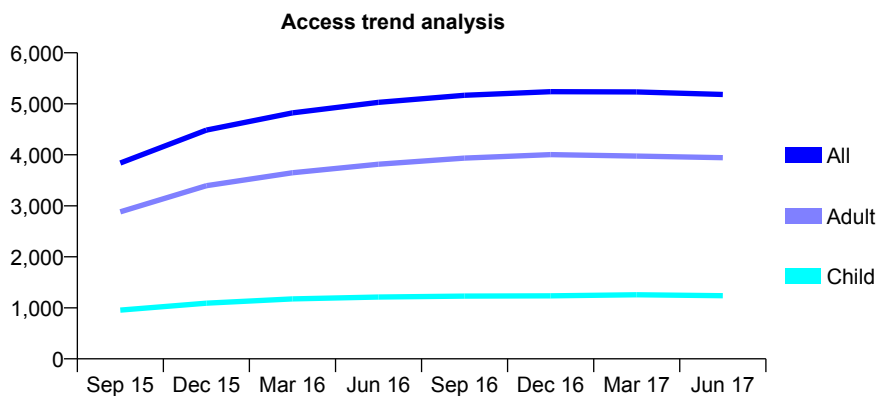
Q45 - Vital Signs At a Glance Contract Report for 193771/0001 - June 2017

Name or company name	Thornaby Dental Centre
Contract type name	GDS Contract
Purpose of contract	General
Contract start date	01/01/2015
Contract end date	

17/18 Contracted general activity (UDA)	20,325
Carry forward general activity (UDA)	0
17/18 Contracted orthodontic activity (UOA)	0
Carry forward orthodontic activity (UOA)	0
Baseline contract value	£438,598.07

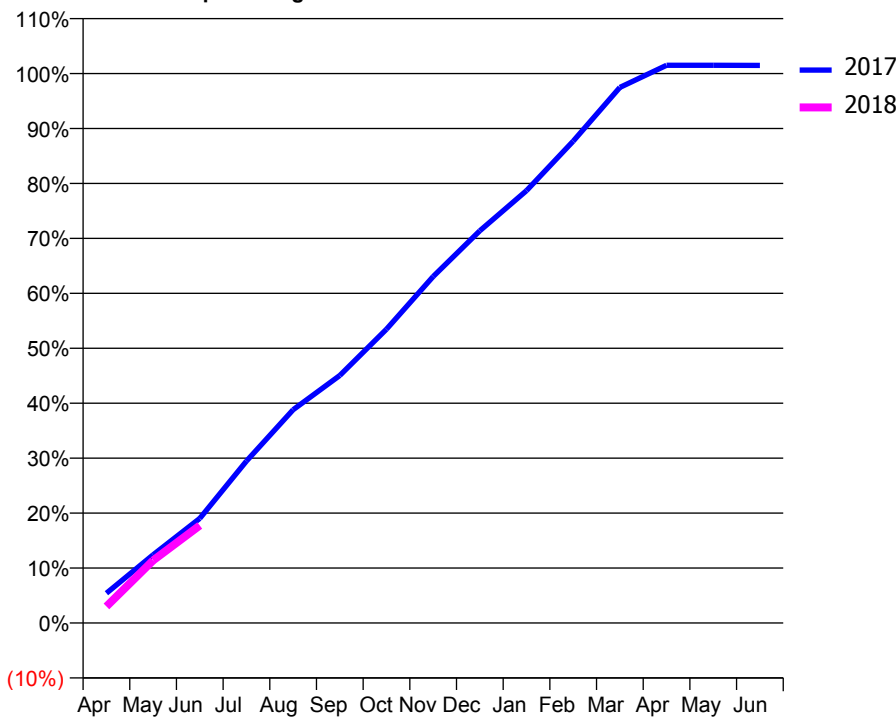
ACCESS*

Patients seen in 24 months	Total	Change since previous quarter
Quarter ending June 2016	5,029	
Quarter ending September 2016	5,167	↑
Quarter ending December 2016	5,239	→
Quarter ending March 2017	5,232	→
Quarter ending June 2017	5,183	→
Variance since June 2016	3.1%	↑



ACTIVITY

Cumulative percentage of contracted UDA delivered 2017 & 2018



Month	Adjusted Scheduled Activity (UDA)	
	2017	2018
April	1,103	613
May	2,521	2,316
June	3,869	3,609
July	5,988	
August	7,890	
September	9,159	
October	10,869	
November	12,817	
December	14,506	
January	15,992	
February	17,822	
March	19,812	
April	20,627	
May	20,629	
June	20,626	

QUALITY

	Quantity	Base Number	Contract	AT	Region	England
% of FP17s for the same patient ID Re-attending within 3 months - Children	35	449	7.8%	12.3%	13.0%	12.0%
% of FP17s for the same patient ID Re-attending within 3 months - Adults	244	1,598	15.3%	15.5%	16.6%	16.0%
% of FP17s for the same patient ID Re-attending between 3 & 9 months - Children	276	449	61.5%	54.6%	59.5%	58.0%
% of FP17s for the same patient ID Re-attending between 3 & 9 months - Adults	1,070	1,598	67.0%	50.8%	53.1%	50.9%
% of FP17s for Band 1 Urgent Courses	38	1,712	2.2%	8.9%	9.3%	9.1%
% of FP17s Relating to Free Repair or Replacements	19	1,712	1.1%	1.2%	1.0%	0.8%
% of FP17s Relating to Continuations	75	1,712	4.4%	1.6%	1.3%	1.1%
% of Patients satisfied with the dentistry they have received	15	16	93.8%	90.5%	91.9%	91.7%
% of Patients satisfied with the time they had to wait for an appointment	15	16	93.8%	87.1%	88.7%	88.0%

* This is based on patients treated on this contract for their most recent course of treatment. Figures in italics indicate the base number of FP17s or Patient Questionnaire responses are less than 100. N/A is shown where the base number of responses is less than 10 during the period. % is calculated as Quantity/Base number*100

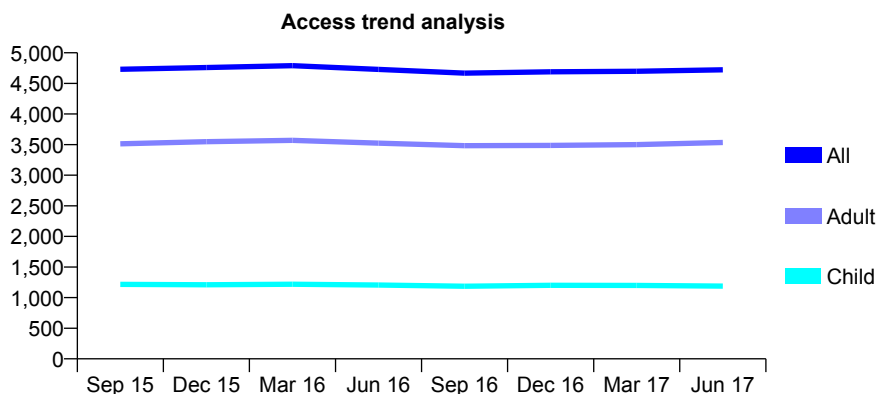
Q45 - Vital Signs At a Glance Contract Report for 194344/0001 - June 2017

Name or company name	N & N Dental Group
Contract type name	GDS Contract
Purpose of contract	General
Contract start date	02/04/2013
Contract end date	

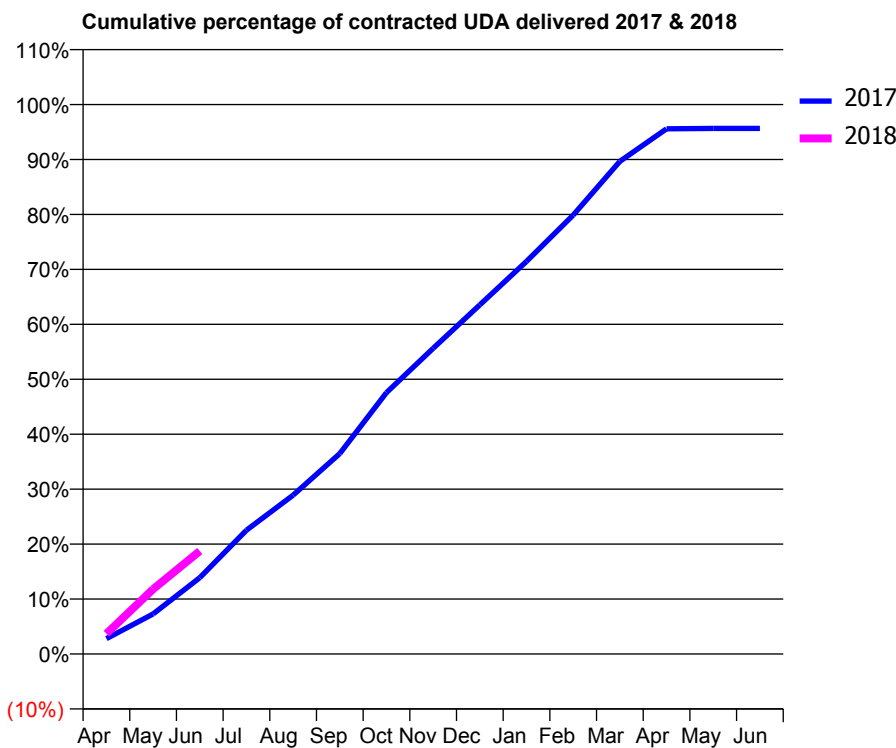
17/18 Contracted general activity (UDA)	13,000
Carry forward general activity (UDA)	0
17/18 Contracted orthodontic activity (UOA)	0
Carry forward orthodontic activity (UOA)	0
Baseline contract value	£404,693.68

ACCESS*

Patients seen in 24 months	Total	Change since previous quarter
Quarter ending June 2016	4,728	
Quarter ending September 2016	4,668	↓
Quarter ending December 2016	4,689	→
Quarter ending March 2017	4,699	→
Quarter ending June 2017	4,723	→
Variance since June 2016	(0.1%)	→



ACTIVITY



Month	Adjusted Scheduled Activity (UDA)	
	2017	2018
April	366	481
May	948	1,535
June	1,806	2,436
July	2,928	
August	3,759	
September	4,744	
October	6,186	
November	7,231	
December	8,260	
January	9,288	
February	10,385	
March	11,654	
April	12,426	
May	12,433	
June	12,433	

QUALITY

	Quantity	Base Number	Contract	AT	Region	England
% of FP17s for the same patient ID Re-attending within 3 months - Children	34	401	8.5%	12.3%	13.0%	12.0%
% of FP17s for the same patient ID Re-attending within 3 months - Adults	136	1,027	13.2%	15.5%	16.6%	16.0%
% of FP17s for the same patient ID Re-attending between 3 & 9 months - Children	207	401	51.6%	54.6%	59.5%	58.0%
% of FP17s for the same patient ID Re-attending between 3 & 9 months - Adults	421	1,027	41.0%	50.8%	53.1%	50.9%
% of FP17s for Band 1 Urgent Courses	111	1,174	9.5%	8.9%	9.3%	9.1%
% of FP17s Relating to Free Repair or Replacements	16	1,174	1.4%	1.2%	1.0%	0.8%
% of FP17s Relating to Continuations	23	1,174	2.0%	1.6%	1.3%	1.1%
% of Patients satisfied with the dentistry they have received	12	13	92.3%	90.5%	91.9%	91.7%
% of Patients satisfied with the time they had to wait for an appointment	11	13	84.6%	87.1%	88.7%	88.0%

* This is based on patients treated on this contract for their most recent course of treatment. Figures in italics indicate the base number of FP17s or Patient Questionnaire responses are less than 100. N/A is shown where the base number of responses is less than 10 during the period. % is calculated as Quantity/Base number*100

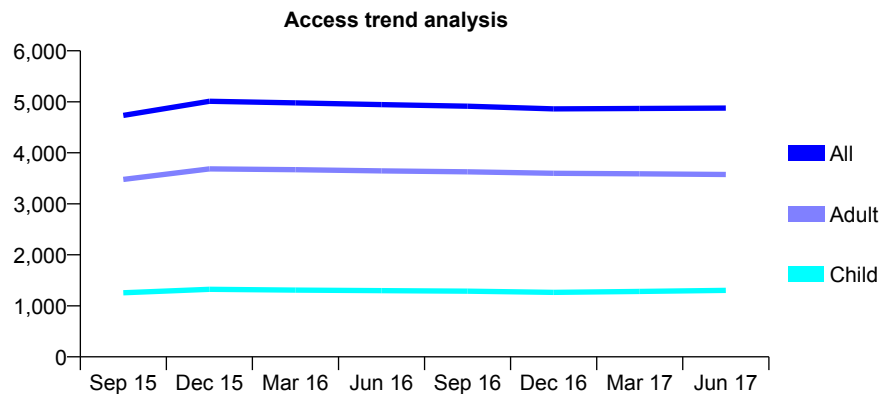
Q45 - Vital Signs At a Glance Contract Report for 195278/0001 - June 2017

Name or company name	The Grainger Stockton, Birtley and Stanley
Contract type name	GDS Contract
Purpose of contract	General
Contract start date	01/02/2014
Contract end date	

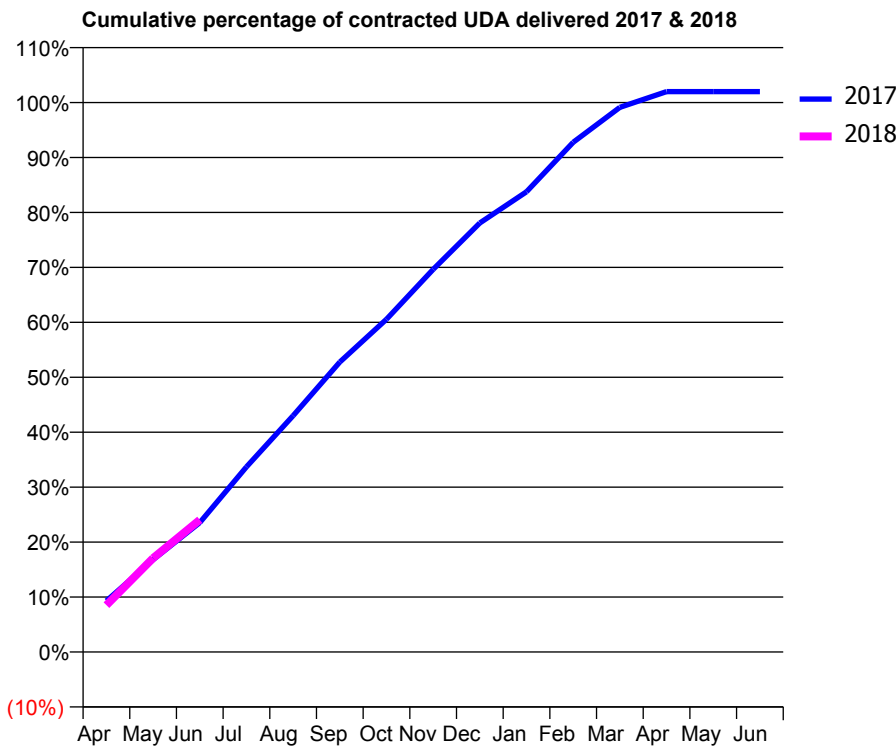
17/18 Contracted general activity (UDA)	13,053
Carry forward general activity (UDA)	0
17/18 Contracted orthodontic activity (UOA)	0
Carry forward orthodontic activity (UOA)	0
Baseline contract value	£390,955.33

ACCESS*

Patients seen in 24 months	Total	Change since previous quarter
Quarter ending June 2016	4,944	
Quarter ending September 2016	4,915	→
Quarter ending December 2016	4,862	↓
Quarter ending March 2017	4,870	→
Quarter ending June 2017	4,877	→
Variance since June 2016	(1.4%)	↓



ACTIVITY



Month	Adjusted Scheduled Activity (UDA)	
	2017	2018
April	1,214	1,112
May	2,195	2,230
June	3,073	3,142
July	4,398	
August	5,615	
September	6,888	
October	7,906	
November	9,091	
December	10,192	
January	10,933	
February	12,107	
March	12,936	
April	13,310	
May	13,310	
June	13,310	

QUALITY

	Quantity	Base Number	Contract	AT	Region	England
% of FP17s for the same patient ID Re-attending within 3 months - Children	6	404	1.5%	12.3%	13.0%	12.0%
% of FP17s for the same patient ID Re-attending within 3 months - Adults	77	1,103	7.0%	15.5%	16.6%	16.0%
% of FP17s for the same patient ID Re-attending between 3 & 9 months - Children	220	404	54.5%	54.6%	59.5%	58.0%
% of FP17s for the same patient ID Re-attending between 3 & 9 months - Adults	635	1,103	57.6%	50.8%	53.1%	50.9%
% of FP17s for Band 1 Urgent Courses	29	1,317	2.2%	8.9%	9.3%	9.1%
% of FP17s Relating to Free Repair or Replacements	2	1,317	0.2%	1.2%	1.0%	0.8%
% of FP17s Relating to Continuations	7	1,317	0.5%	1.6%	1.3%	1.1%
% of Patients satisfied with the dentistry they have received	16	20	80.0%	90.5%	91.9%	91.7%
% of Patients satisfied with the time they had to wait for an appointment	19	20	95.0%	87.1%	88.7%	88.0%

* This is based on patients treated on this contract for their most recent course of treatment. Figures in italics indicate the base number of FP17s or Patient Questionnaire responses are less than 100. N/A is shown where the base number of responses is less than 10 during the period. % is calculated as Quantity/Base number*100

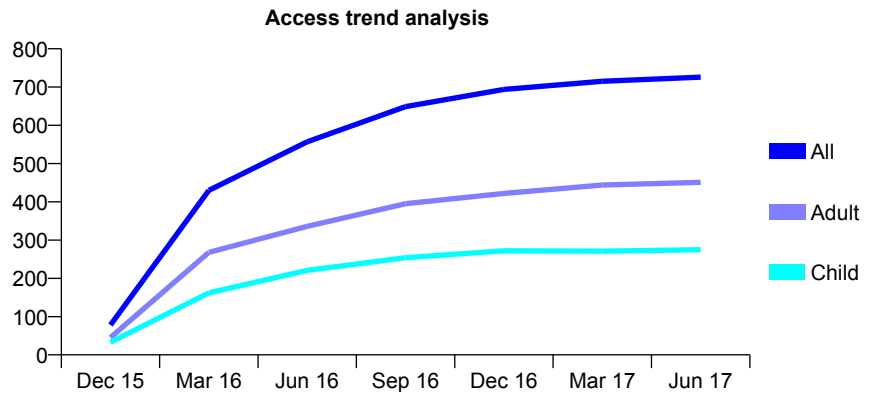
Q45 - Vital Signs At a Glance Contract Report for 198005/0001 - June 2017

Name or company name	Stoney Field Dental Practice
Contract type name	GDS Contract
Purpose of contract	General
Contract start date	01/11/2015
Contract end date	

17/18 Contracted general activity (UDA)	2,853
Carry forward general activity (UDA)	0
17/18 Contracted orthodontic activity (UOA)	0
Carry forward orthodontic activity (UOA)	0
Baseline contract value	£80,703.68

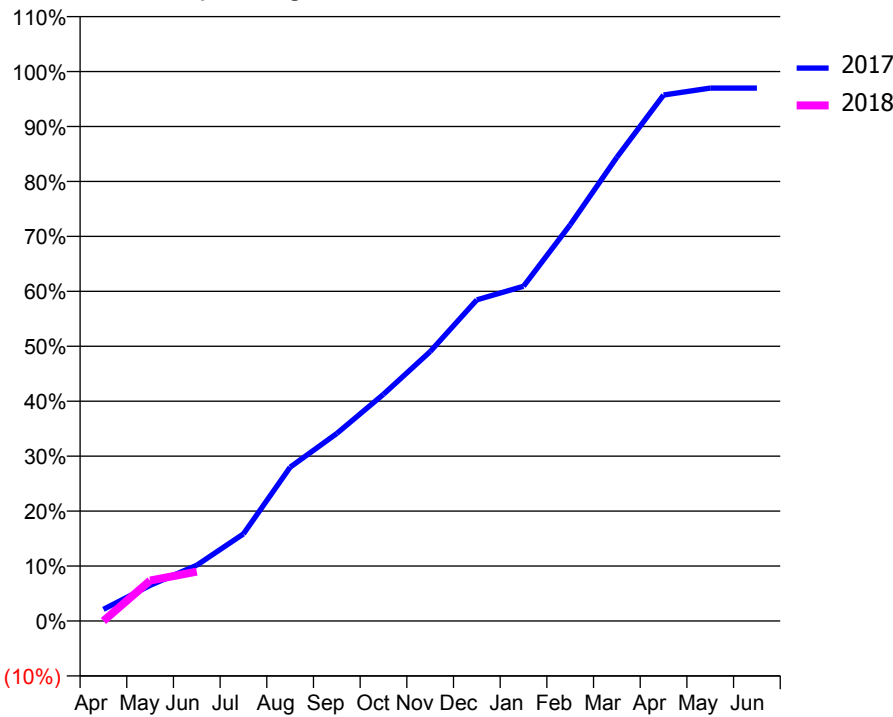
ACCESS*

Patients seen in 24 months	Total	Change since previous quarter
Quarter ending June 2016	557	
Quarter ending September 2016	649	↑
Quarter ending December 2016	694	↑
Quarter ending March 2017	715	↑
Quarter ending June 2017	726	→
Variance since June 2016	30.3%	↑



ACTIVITY

Cumulative percentage of contracted UDA delivered 2017 & 2018



Month	Adjusted Scheduled Activity (UDA)	
	2017	2018
April	61	0
May	185	210
June	290	256
July	452	
August	798	
September	974	
October	1,178	
November	1,399	
December	1,667	
January	1,738	
February	2,058	
March	2,408	
April	2,731	
May	2,767	
June	2,767	

QUALITY

	Quantity	Base Number	Contract	AT	Region	England
% of FP17s for the same patient ID Re-attending within 3 months - Children	4	102	3.9%	12.3%	13.0%	12.0%
% of FP17s for the same patient ID Re-attending within 3 months - Adults	11	99	11.1%	15.5%	16.6%	16.0%
% of FP17s for the same patient ID Re-attending between 3 & 9 months - Children	62	102	60.8%	54.6%	59.5%	58.0%
% of FP17s for the same patient ID Re-attending between 3 & 9 months - Adults	57	99	57.6%	50.8%	53.1%	50.9%
% of FP17s for Band 1 Urgent Courses	6	127	4.7%	8.9%	9.3%	9.1%
% of FP17s Relating to Free Repair or Replacements	1	127	0.8%	1.2%	1.0%	0.8%
% of FP17s Relating to Continuations	4	127	3.1%	1.6%	1.3%	1.1%
% of Patients satisfied with the dentistry they have received	2	2	N/A	90.5%	91.9%	91.7%
% of Patients satisfied with the time they had to wait for an appointment	1	2	N/A	87.1%	88.7%	88.0%

* This is based on patients treated on this contract for their most recent course of treatment. Figures in italics indicate the base number of FP17s or Patient Questionnaire responses are less than 100. N/A is shown where the base number of responses is less than 10 during the period. % is calculated as Quantity/Base number*100

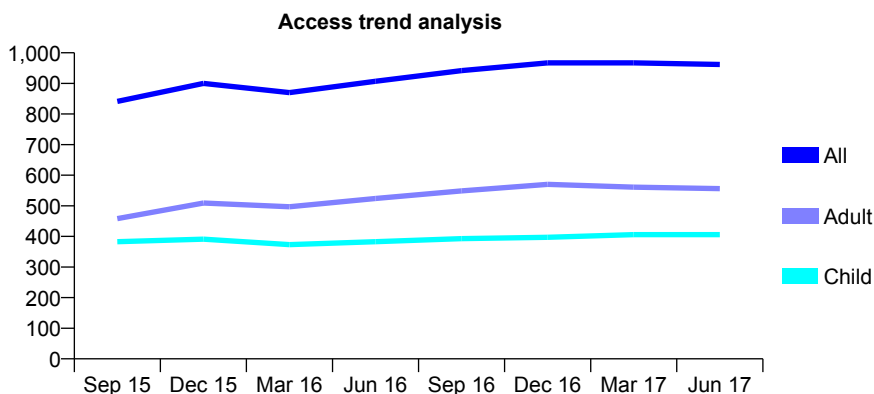
Q45 - Vital Signs At a Glance Contract Report for 199788/0001 - June 2017

Name or company name	Alan Lam Family Dental Practice Ltd.
Contract type name	GDS Contract
Purpose of contract	General
Contract start date	01/04/2009
Contract end date	

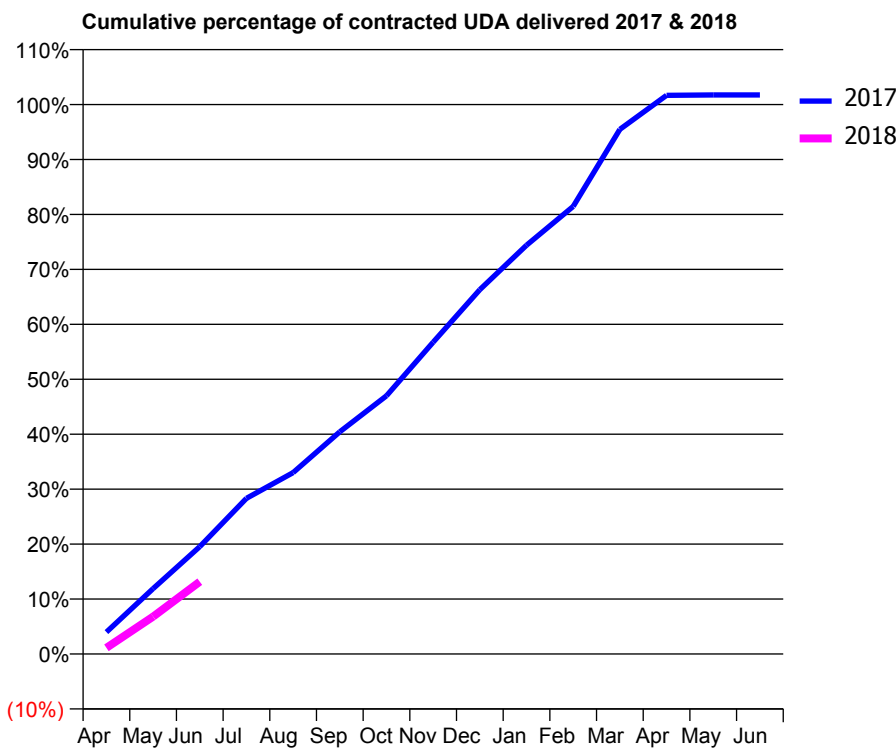
17/18 Contracted general activity (UDA)	2,228
Carry forward general activity (UDA)	0
17/18 Contracted orthodontic activity (UOA)	0
Carry forward orthodontic activity (UOA)	0
Baseline contract value	£47,137.65

ACCESS*

Patients seen in 24 months	Total	Change since previous quarter
Quarter ending June 2016	907	
Quarter ending September 2016	942	↑
Quarter ending December 2016	967	↑
Quarter ending March 2017	967	→
Quarter ending June 2017	962	→
Variance since June 2016	6.1%	↑



ACTIVITY



Month	Adjusted Scheduled Activity (UDA)	
	2017	2018
April	89	25
May	265	152
June	436	293
July	631	
August	736	
September	901	
October	1,047	
November	1,264	
December	1,477	
January	1,657	
February	1,815	
March	2,127	
April	2,265	
May	2,267	
June	2,267	

QUALITY

	Quantity	Base Number	Contract	AT	Region	England
% of FP17s for the same patient ID Re-attending within 3 months - Children	6	120	5.0%	12.3%	13.0%	12.0%
% of FP17s for the same patient ID Re-attending within 3 months - Adults	10	110	9.1%	15.5%	16.6%	16.0%
% of FP17s for the same patient ID Re-attending between 3 & 9 months - Children	55	120	45.8%	54.6%	59.5%	58.0%
% of FP17s for the same patient ID Re-attending between 3 & 9 months - Adults	50	110	45.5%	50.8%	53.1%	50.9%
% of FP17s for Band 1 Urgent Courses	12	164	7.3%	8.9%	9.3%	9.1%
% of FP17s Relating to Free Repair or Replacements	0	164	0.0%	1.2%	1.0%	0.8%
% of FP17s Relating to Continuations	0	164	0.0%	1.6%	1.3%	1.1%
% of Patients satisfied with the dentistry they have received	1	1	N/A	90.5%	91.9%	91.7%
% of Patients satisfied with the time they had to wait for an appointment	1	1	N/A	87.1%	88.7%	88.0%

* This is based on patients treated on this contract for their most recent course of treatment. Figures in italics indicate the base number of FP17s or Patient Questionnaire responses are less than 100. N/A is shown where the base number of responses is less than 10 during the period. % is calculated as Quantity/Base number*100

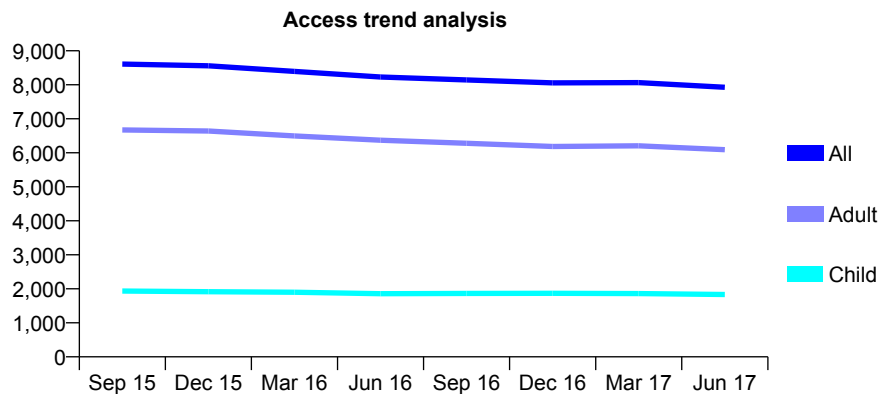
Q45 - Vital Signs At a Glance Contract Report for 203505/0003 - June 2017

Name or company name	MISS J MATHIESON
Contract type name	GDS Contract
Purpose of contract	General
Contract start date	19/12/2011
Contract end date	

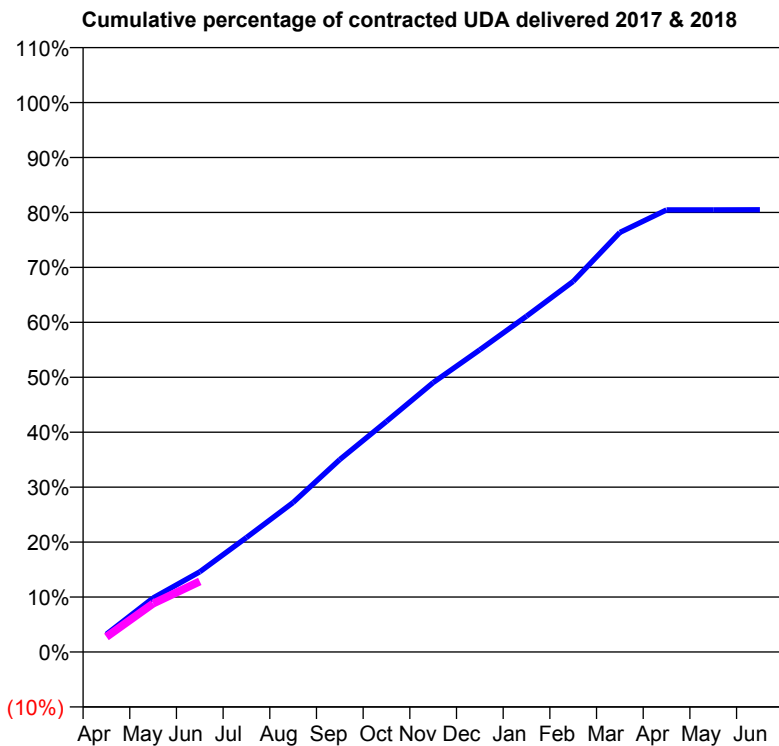
17/18 Contracted general activity (UDA)	34,821
Carry forward general activity (UDA)	0
17/18 Contracted orthodontic activity (UOA)	0
Carry forward orthodontic activity (UOA)	0
Baseline contract value	£860,032.19

ACCESS*

Patients seen in 24 months	Total	Change since previous quarter
Quarter ending June 2016	8,229	
Quarter ending September 2016	8,145	↓
Quarter ending December 2016	8,055	↓
Quarter ending March 2017	8,066	→
Quarter ending June 2017	7,929	↓
Variance since June 2016	(3.6%)	↓



ACTIVITY



Month	Adjusted Scheduled Activity (UDA)	
	2017	2018
April	1,126	961
May	3,425	3,072
June	5,086	4,475
July	7,257	
August	9,477	
September	12,194	
October	14,618	
November	17,070	
December	19,155	
January	21,279	
February	23,484	
March	26,587	
April	28,020	
May	28,020	
June	28,023	

QUALITY

	Quantity	Base Number	Contract	AT	Region	England
% of FP17s for the same patient ID Re-attending within 3 months - Children	35	483	7.2%	12.3%	13.0%	12.0%
% of FP17s for the same patient ID Re-attending within 3 months - Adults	296	1,532	19.3%	15.5%	16.6%	16.0%
% of FP17s for the same patient ID Re-attending between 3 & 9 months - Children	248	483	51.3%	54.6%	59.5%	58.0%
% of FP17s for the same patient ID Re-attending between 3 & 9 months - Adults	617	1,532	40.3%	50.8%	53.1%	50.9%
% of FP17s for Band 1 Urgent Courses	211	1,592	13.3%	8.9%	9.3%	9.1%
% of FP17s Relating to Free Repair or Replacements	12	1,592	0.8%	1.2%	1.0%	0.8%
% of FP17s Relating to Continuations	40	1,592	2.5%	1.6%	1.3%	1.1%
% of Patients satisfied with the dentistry they have received	27	28	96.4%	90.5%	91.9%	91.7%
% of Patients satisfied with the time they had to wait for an appointment	27	28	96.4%	87.1%	88.7%	88.0%

* This is based on patients treated on this contract for their most recent course of treatment. Figures in italics indicate the base number of FP17s or Patient Questionnaire responses are less than 100. N/A is shown where the base number of responses is less than 10 during the period. % is calculated as Quantity/Base number*100

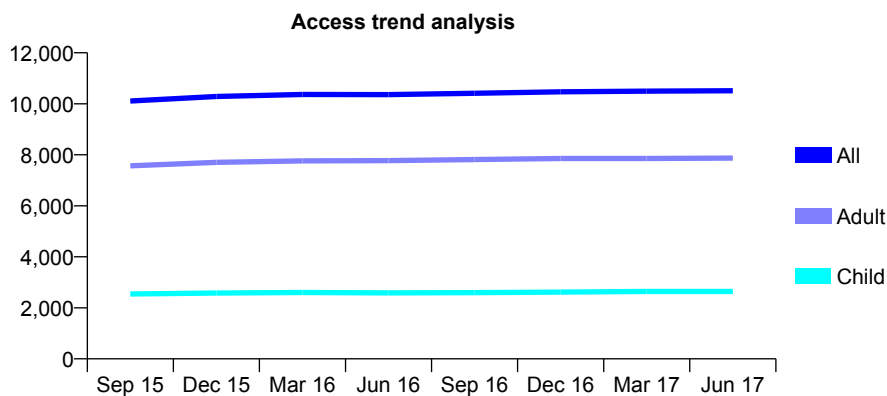
Q45 - Vital Signs At a Glance Contract Report for 209384/0001 - June 2017

Name or company name	MISS L POWELL
Contract type name	GDS Contract
Purpose of contract	General
Contract start date	01/04/2006
Contract end date	

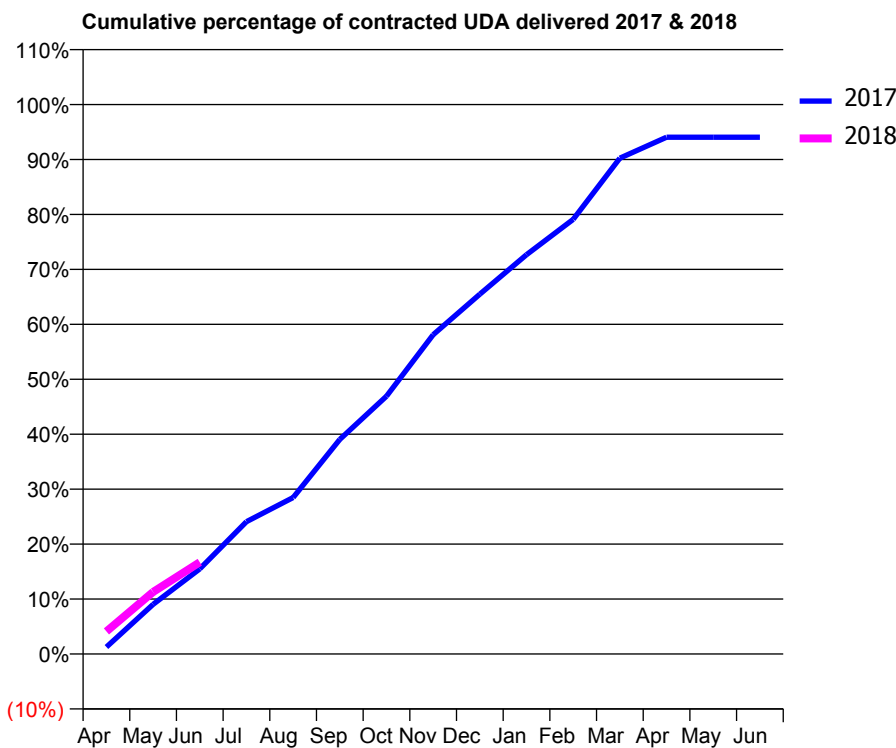
17/18 Contracted general activity (UDA)	30,026
Carry forward general activity (UDA)	0
17/18 Contracted orthodontic activity (UOA)	0
Carry forward orthodontic activity (UOA)	0
Baseline contract value	£686,773.44

ACCESS*

Patients seen in 24 months	Total	Change since previous quarter
Quarter ending June 2016	10,362	
Quarter ending September 2016	10,412	→
Quarter ending December 2016	10,473	→
Quarter ending March 2017	10,496	→
Quarter ending June 2017	10,513	→
Variance since June 2016	1.5%	→



ACTIVITY



Month	Adjusted Scheduled Activity (UDA)	
	2017	2018
April	383	1,237
May	2,712	3,394
June	4,653	5,020
July	7,233	
August	8,553	
September	11,726	
October	14,091	
November	17,447	
December	19,664	
January	21,818	
February	23,749	
March	27,091	
April	28,236	
May	28,241	
June	28,241	

QUALITY

	Quantity	Base Number	Contract	AT	Region	England
% of FP17s for the same patient ID Re-attending within 3 months - Children	116	966	12.0%	12.3%	13.0%	12.0%
% of FP17s for the same patient ID Re-attending within 3 months - Adults	457	2,470	18.5%	15.5%	16.6%	16.0%
% of FP17s for the same patient ID Re-attending between 3 & 9 months - Children	540	966	55.9%	54.6%	59.5%	58.0%
% of FP17s for the same patient ID Re-attending between 3 & 9 months - Adults	1,214	2,470	49.1%	50.8%	53.1%	50.9%
% of FP17s for Band 1 Urgent Courses	385	2,751	14.0%	8.9%	9.3%	9.1%
% of FP17s Relating to Free Repair or Replacements	19	2,751	0.7%	1.2%	1.0%	0.8%
% of FP17s Relating to Continuations	24	2,751	0.9%	1.6%	1.3%	1.1%
% of Patients satisfied with the dentistry they have received	15	19	78.9%	90.5%	91.9%	91.7%
% of Patients satisfied with the time they had to wait for an appointment	15	19	78.9%	87.1%	88.7%	88.0%

* This is based on patients treated on this contract for their most recent course of treatment. Figures in italics indicate the base number of FP17s or Patient Questionnaire responses are less than 100. N/A is shown where the base number of responses is less than 10 during the period. % is calculated as Quantity/Base number*100

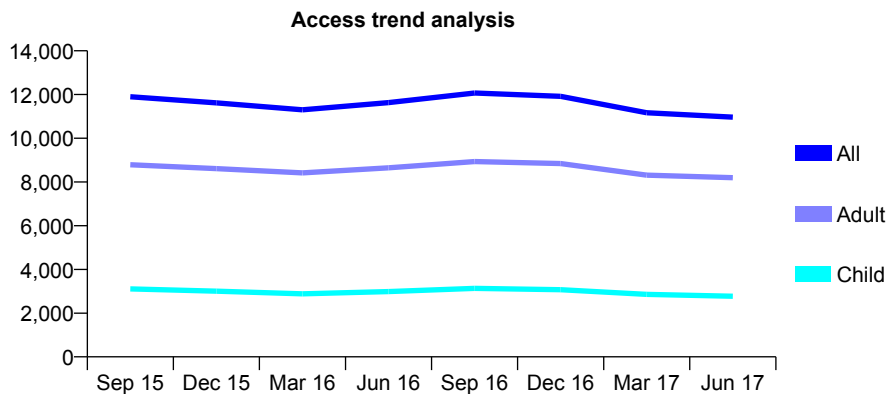
Q45 - Vital Signs At a Glance Contract Report for 210129/0001 - June 2017

Name or company name	Mr B Johnson and Ms F Beaty
Contract type name	GDS Contract
Purpose of contract	General and Orthodontic
Contract start date	01/04/2006
Contract end date	

17/18 Contracted general activity (UDA)	32,845
Carry forward general activity (UDA)	0
17/18 Contracted orthodontic activity (UOA)	546
Carry forward orthodontic activity (UOA)	0
Baseline contract value	£1,049,519.92

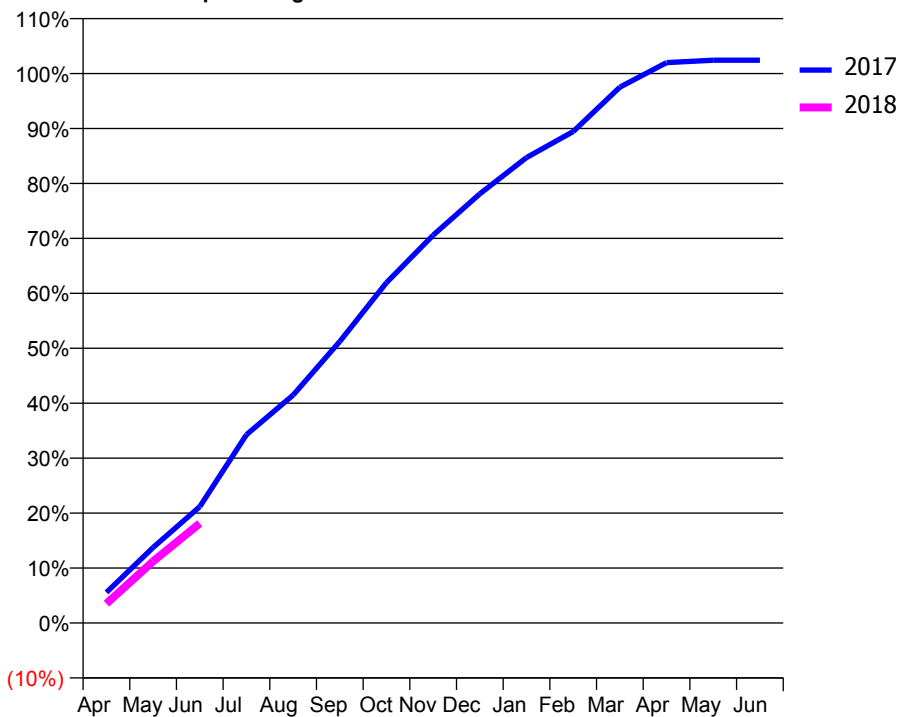
ACCESS*

Patients seen in 24 months	Total	Change since previous quarter
Quarter ending June 2016	11,630	
Quarter ending September 2016	12,068	↑
Quarter ending December 2016	11,914	↓
Quarter ending March 2017	11,169	↓
Quarter ending June 2017	10,966	↓
Variance since June 2016	(5.7%)	↓



ACTIVITY

Cumulative percentage of contracted UDA delivered 2017 & 2018



Month	Adjusted Scheduled Activity (UDA)	
	2017	2018
April	1,830	1,160
May	4,518	3,682
June	6,954	5,954
July	11,257	
August	13,622	
September	16,830	
October	20,345	
November	23,184	
December	25,650	
January	27,820	
February	29,374	
March	32,032	
April	33,498	
May	33,639	
June	33,639	

QUALITY

	Quantity	Base Number	Contract	AT	Region	England
% of FP17s for the same patient ID Re-attending within 3 months - Children	42	854	4.9%	12.3%	13.0%	12.0%
% of FP17s for the same patient ID Re-attending within 3 months - Adults	256	2,120	12.1%	15.5%	16.6%	16.0%
% of FP17s for the same patient ID Re-attending between 3 & 9 months - Children	365	854	42.7%	54.6%	59.5%	58.0%
% of FP17s for the same patient ID Re-attending between 3 & 9 months - Adults	812	2,120	38.3%	50.8%	53.1%	50.9%
% of FP17s for Band 1 Urgent Courses	132	2,208	6.0%	8.9%	9.3%	9.1%
% of FP17s Relating to Free Repair or Replacements	35	2,208	1.6%	1.2%	1.0%	0.8%
% of FP17s Relating to Continuations	50	2,208	2.3%	1.6%	1.3%	1.1%
% of Patients satisfied with the dentistry they have received	26	26	100.0%	90.5%	91.9%	91.7%
% of Patients satisfied with the time they had to wait for an appointment	25	26	96.2%	87.1%	88.7%	88.0%

* This is based on patients treated on this contract for their most recent course of treatment. Figures in italics indicate the base number of FP17s or Patient Questionnaire responses are less than 100. N/A is shown where the base number of responses is less than 10 during the period. % is calculated as Quantity/Base number*100

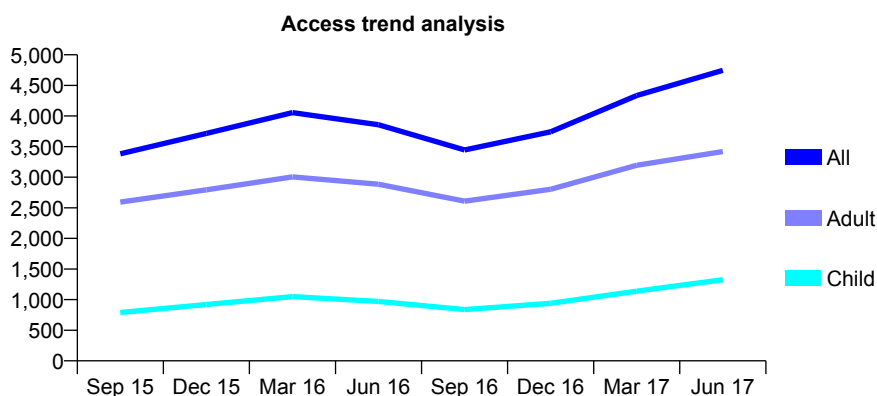
Q45 - Vital Signs At a Glance Contract Report for 210129/0003 - June 2017

Name or company name	Mr B Johnson, Ms F Beaty and Mr A Quinn
Contract type name	GDS Contract
Purpose of contract	General
Contract start date	02/04/2013
Contract end date	

17/18 Contracted general activity (UDA)	9,717
Carry forward general activity (UDA)	0
17/18 Contracted orthodontic activity (UOA)	0
Carry forward orthodontic activity (UOA)	0
Baseline contract value	£269,200.13

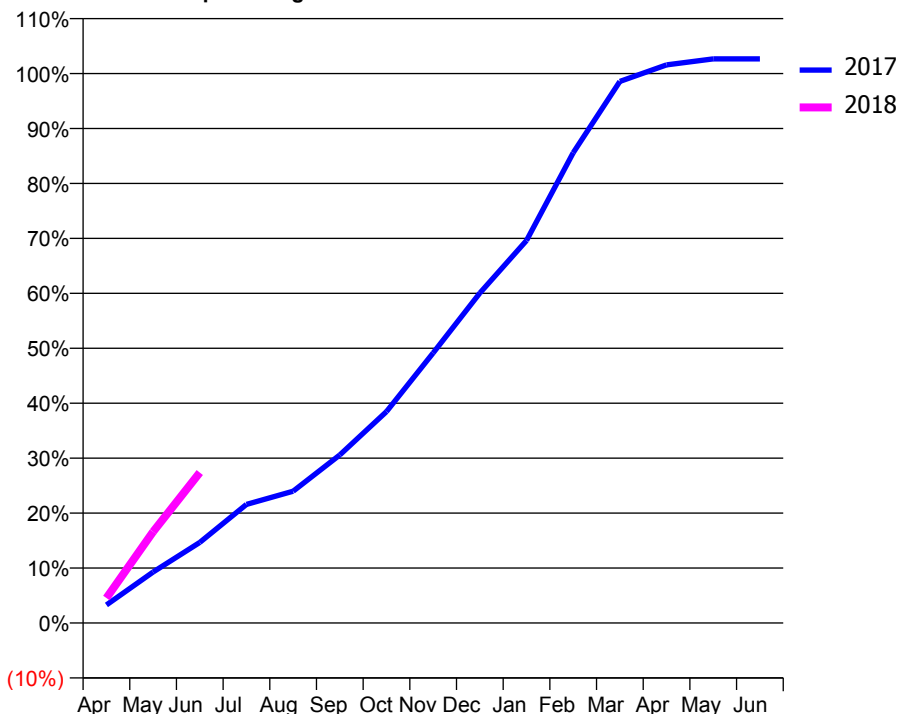
ACCESS*

Patients seen in 24 months	Total	Change since previous quarter
Quarter ending June 2016	3,857	
Quarter ending September 2016	3,445	↓
Quarter ending December 2016	3,742	↑
Quarter ending March 2017	4,335	↑
Quarter ending June 2017	4,746	↑
Variance since June 2016	23.0%	↑



ACTIVITY

Cumulative percentage of contracted UDA delivered 2017 & 2018



Month	Adjusted Scheduled Activity (UDA)	
	2017	2018
April	320	442
May	903	1,614
June	1,425	2,660
July	2,097	
August	2,330	
September	2,971	
October	3,738	
November	4,776	
December	5,836	
January	6,765	
February	8,316	
March	9,578	
April	9,868	
May	9,976	
June	9,976	

QUALITY

	Quantity	Base Number	Contract	AT	Region	England
% of FP17s for the same patient ID Re-attending within 3 months - Children	25	530	4.7%	12.3%	13.0%	12.0%
% of FP17s for the same patient ID Re-attending within 3 months - Adults	105	1,011	10.4%	15.5%	16.6%	16.0%
% of FP17s for the same patient ID Re-attending between 3 & 9 months - Children	191	530	36.0%	54.6%	59.5%	58.0%
% of FP17s for the same patient ID Re-attending between 3 & 9 months - Adults	309	1,011	30.6%	50.8%	53.1%	50.9%
% of FP17s for Band 1 Urgent Courses	140	1,369	10.2%	8.9%	9.3%	9.1%
% of FP17s Relating to Free Repair or Replacements	10	1,369	0.7%	1.2%	1.0%	0.8%
% of FP17s Relating to Continuations	9	1,369	0.7%	1.6%	1.3%	1.1%
% of Patients satisfied with the dentistry they have received	12	13	92.3%	90.5%	91.9%	91.7%
% of Patients satisfied with the time they had to wait for an appointment	10	13	76.9%	87.1%	88.7%	88.0%

* This is based on patients treated on this contract for their most recent course of treatment. Figures in italics indicate the base number of FP17s or Patient Questionnaire responses are less than 100. N/A is shown where the base number of responses is less than 10 during the period. % is calculated as Quantity/Base number*100

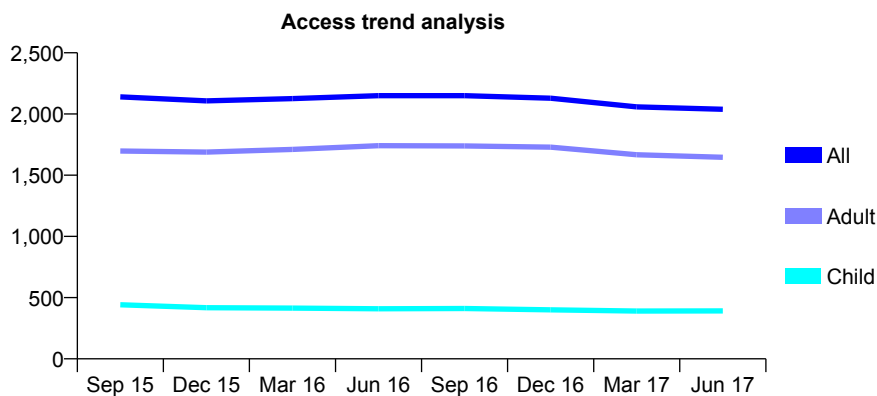
Q45 - Vital Signs At a Glance Contract Report for 214116/0001 - June 2017

Name or company name	Mr Saad Al Haboubi
Contract type name	GDS Contract
Purpose of contract	General
Contract start date	01/04/2006
Contract end date	

17/18 Contracted general activity (UDA)	6,330
Carry forward general activity (UDA)	0
17/18 Contracted orthodontic activity (UOA)	0
Carry forward orthodontic activity (UOA)	0
Baseline contract value	£154,462.59

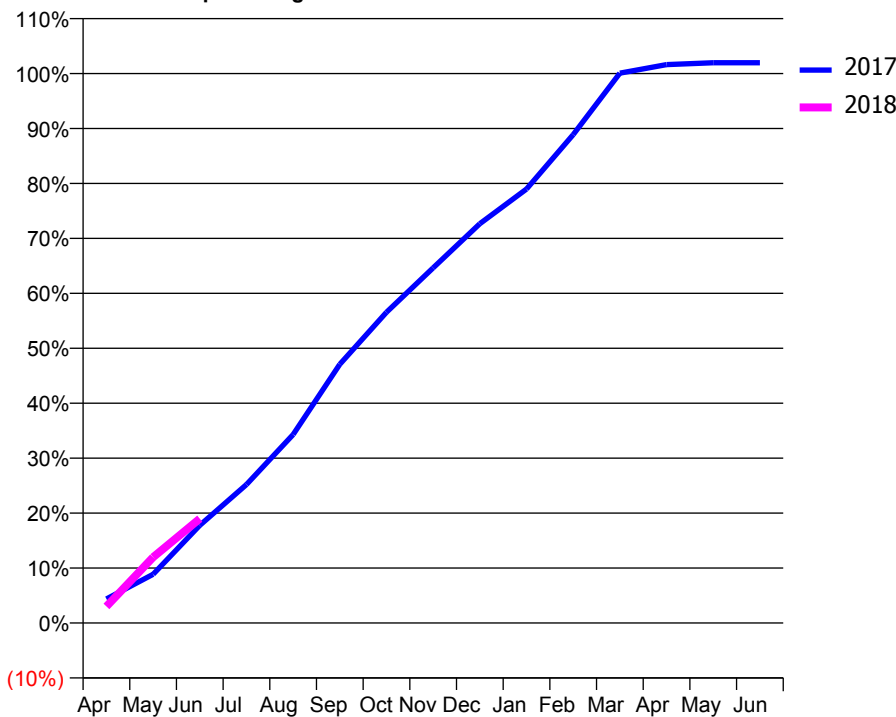
ACCESS*

Patients seen in 24 months	Total	Change since previous quarter
Quarter ending June 2016	2,150	
Quarter ending September 2016	2,150	→
Quarter ending December 2016	2,129	→
Quarter ending March 2017	2,058	↓
Quarter ending June 2017	2,039	→
Variance since June 2016	(5.2%)	↓



ACTIVITY

Cumulative percentage of contracted UDA delivered 2017 & 2018



Adjusted Scheduled Activity (UDA)

Month	2017	2018
April	277	191
May	562	758
June	1,125	1,202
July	1,595	
August	2,172	
September	2,981	
October	3,581	
November	4,091	
December	4,599	
January	4,999	
February	5,627	
March	6,335	
April	6,432	
May	6,454	
June	6,454	

QUALITY

	Quantity	Base Number	Contract	AT	Region	England
% of FP17s for the same patient ID Re-attending within 3 months - Children	5	134	3.7%	12.3%	13.0%	12.0%
% of FP17s for the same patient ID Re-attending within 3 months - Adults	61	532	11.5%	15.5%	16.6%	16.0%
% of FP17s for the same patient ID Re-attending between 3 & 9 months - Children	87	134	64.9%	54.6%	59.5%	58.0%
% of FP17s for the same patient ID Re-attending between 3 & 9 months - Adults	362	532	68.0%	50.8%	53.1%	50.9%
% of FP17s for Band 1 Urgent Courses	21	611	3.4%	8.9%	9.3%	9.1%
% of FP17s Relating to Free Repair or Replacements	7	611	1.1%	1.2%	1.0%	0.8%
% of FP17s Relating to Continuations	18	611	2.9%	1.6%	1.3%	1.1%
% of Patients satisfied with the dentistry they have received	8	9	N/A	90.5%	91.9%	91.7%
% of Patients satisfied with the time they had to wait for an appointment	9	9	N/A	87.1%	88.7%	88.0%

* This is based on patients treated on this contract for their most recent course of treatment. Figures in italics indicate the base number of FP17s or Patient Questionnaire responses are less than 100. N/A is shown where the base number of responses is less than 10 during the period. % is calculated as Quantity/Base number*100

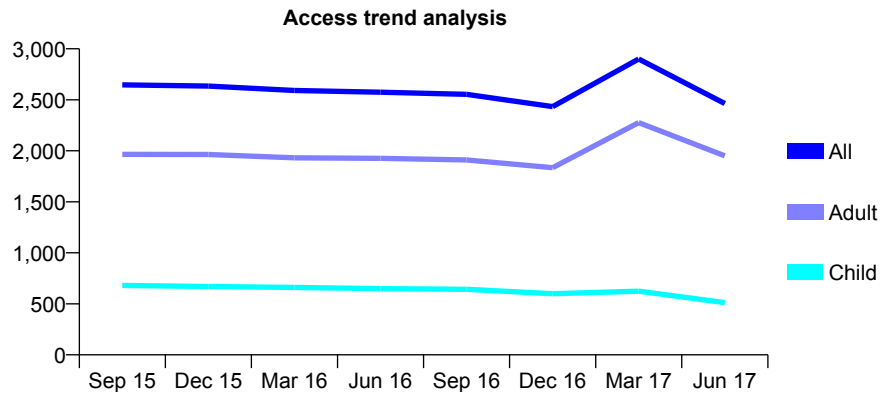
Q45 - Vital Signs At a Glance Contract Report for 214434/0001 - June 2017

Name or company name	Ladhar, Ladhar and Goulding
Contract type name	GDS Contract
Purpose of contract	General
Contract start date	01/04/2006
Contract end date	30/04/2017

17/18 Contracted general activity (UDA)	755
Carry forward general activity (UDA)	0
17/18 Contracted orthodontic activity (UOA)	0
Carry forward orthodontic activity (UOA)	0
Baseline contract value	£16,406.73

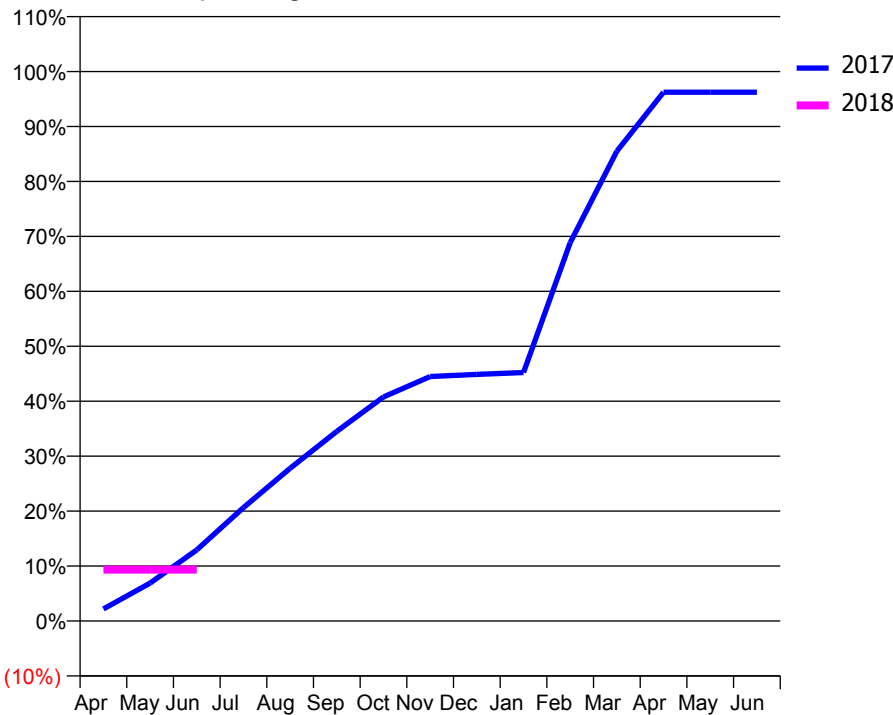
ACCESS*

Patients seen in 24 months	Total	Change since previous quarter
Quarter ending June 2016	2,575	
Quarter ending September 2016	2,553	→
Quarter ending December 2016	2,433	↓
Quarter ending March 2017	2,900	↑
Quarter ending June 2017	2,463	↓
Variance since June 2016	(4.3%)	↓



ACTIVITY

Cumulative percentage of contracted UDA delivered 2017 & 2018



Adjusted Scheduled Activity (UDA)		
Month	2017	2018
April	198	71
May	624	71
June	1,172	71
July	1,869	
August	2,516	
September	3,126	
October	3,693	
November	4,028	
December	4,065	
January	4,094	
February	6,233	
March	7,743	
April	8,713	
May	8,713	
June	8,713	

QUALITY

	Quantity	Base Number	Contract	AT	Region	England
% of FP17s for the same patient ID Re-attending within 3 months - Children	6	66	9.1%	12.3%	13.0%	12.0%
% of FP17s for the same patient ID Re-attending within 3 months - Adults	21	357	5.9%	15.5%	16.6%	16.0%
% of FP17s for the same patient ID Re-attending between 3 & 9 months - Children	30	66	45.5%	54.6%	59.5%	58.0%
% of FP17s for the same patient ID Re-attending between 3 & 9 months - Adults	41	357	11.5%	50.8%	53.1%	50.9%
% of FP17s for Band 1 Urgent Courses	3	36	8.3%	8.9%	9.3%	9.1%
% of FP17s Relating to Free Repair or Replacements	0	36	0.0%	1.2%	1.0%	0.8%
% of FP17s Relating to Continuations	1	36	2.8%	1.6%	1.3%	1.1%
% of Patients satisfied with the dentistry they have received	4	4	N/A	90.5%	91.9%	91.7%
% of Patients satisfied with the time they had to wait for an appointment	4	4	N/A	87.1%	88.7%	88.0%

* This is based on patients treated on this contract for their most recent course of treatment. Figures in italics indicate the base number of FP17s or Patient Questionnaire responses are less than 100. N/A is shown where the base number of responses is less than 10 during the period. % is calculated as Quantity/Base number*100

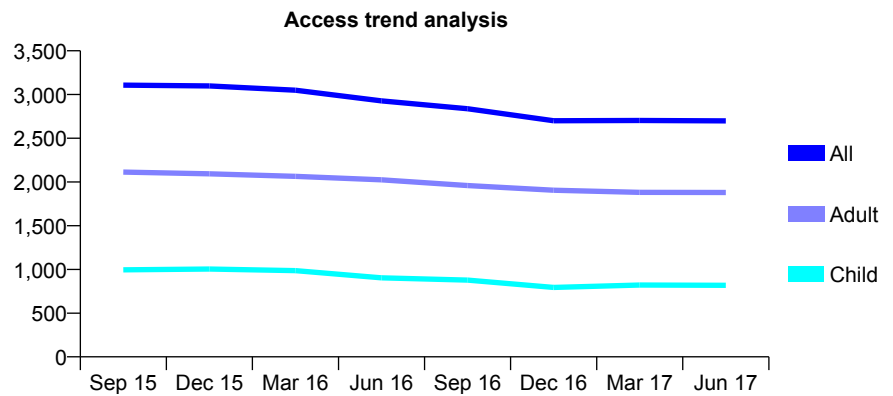
Q45 - Vital Signs At a Glance Contract Report for 224340/0001 - June 2017

Name or company name	MR T PUTTICK
Contract type name	PDS Contract
Purpose of contract	General and Orthodontic
Contract start date	01/04/2006
Contract end date	

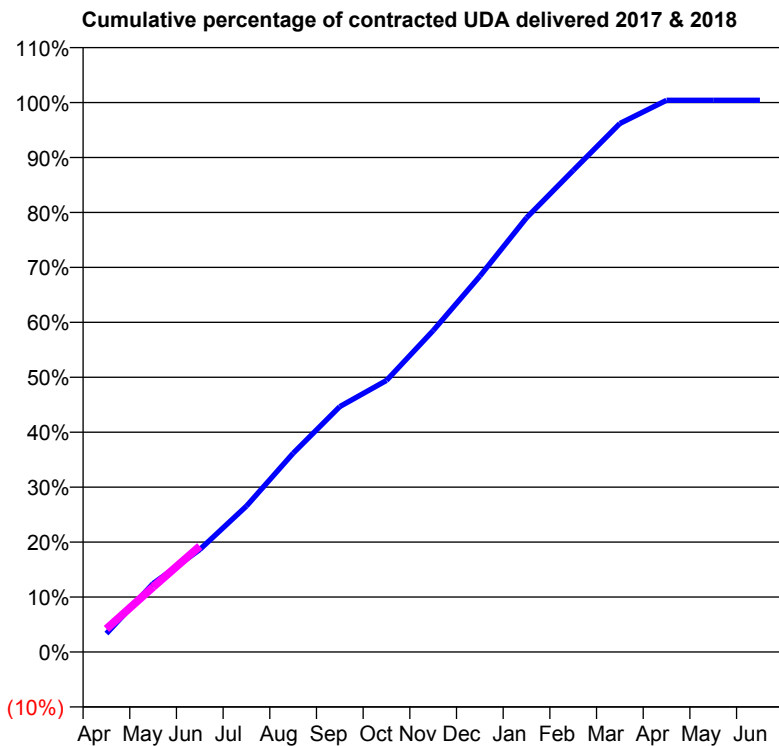
17/18 Contracted general activity (UDA)	7,015
Carry forward general activity (UDA)	0
17/18 Contracted orthodontic activity (UOA)	420
Carry forward orthodontic activity (UOA)	0
Baseline contract value	£238,675.41

ACCESS*

Patients seen in 24 months	Total	Change since previous quarter
Quarter ending June 2016	2,928	
Quarter ending September 2016	2,837	↓
Quarter ending December 2016	2,700	↓
Quarter ending March 2017	2,703	→
Quarter ending June 2017	2,698	→
Variance since June 2016	(7.9%)	↓



ACTIVITY



Adjusted Scheduled Activity (UDA)		
Month	2017	2018
April	237	296
May	875	830
June	1,308	1,352
July	1,863	
August	2,538	
September	3,133	
October	3,467	
November	4,104	
December	4,798	
January	5,544	
February	6,147	
March	6,746	
April	7,044	
May	7,043	
June	7,043	

QUALITY

	Quantity	Base Number	Contract	AT	Region	England
% of FP17s for the same patient ID Re-attending within 3 months - Children	22	256	8.6%	12.3%	13.0%	12.0%
% of FP17s for the same patient ID Re-attending within 3 months - Adults	54	498	10.8%	15.5%	16.6%	16.0%
% of FP17s for the same patient ID Re-attending between 3 & 9 months - Children	80	256	31.3%	54.6%	59.5%	58.0%
% of FP17s for the same patient ID Re-attending between 3 & 9 months - Adults	254	498	51.0%	50.8%	53.1%	50.9%
% of FP17s for Band 1 Urgent Courses	8	562	1.4%	8.9%	9.3%	9.1%
% of FP17s Relating to Free Repair or Replacements	6	562	1.1%	1.2%	1.0%	0.8%
% of FP17s Relating to Continuations	10	562	1.8%	1.6%	1.3%	1.1%
% of Patients satisfied with the dentistry they have received	7	9	N/A	90.5%	91.9%	91.7%
% of Patients satisfied with the time they had to wait for an appointment	8	9	N/A	87.1%	88.7%	88.0%

* This is based on patients treated on this contract for their most recent course of treatment. Figures in italics indicate the base number of FP17s or Patient Questionnaire responses are less than 100. N/A is shown where the base number of responses is less than 10 during the period. % is calculated as Quantity/Base number*100

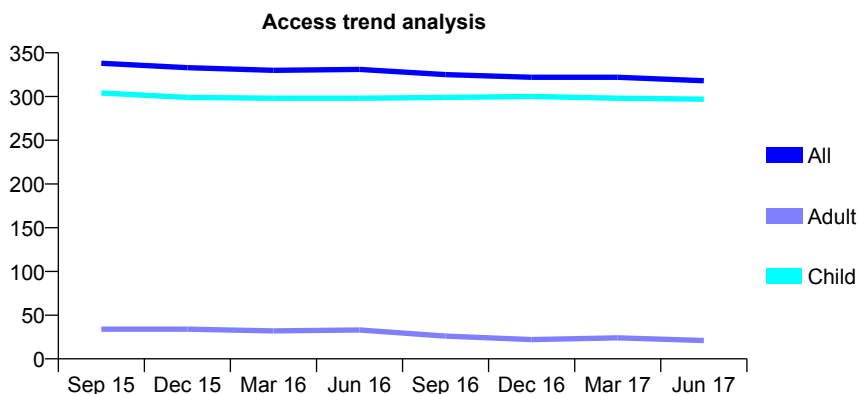
Q45 - Vital Signs At a Glance Contract Report for 235482/0001 - June 2017

Name or company name	MR C WENHAM
Contract type name	GDS Contract
Purpose of contract	General and Orthodontic
Contract start date	01/04/2006
Contract end date	

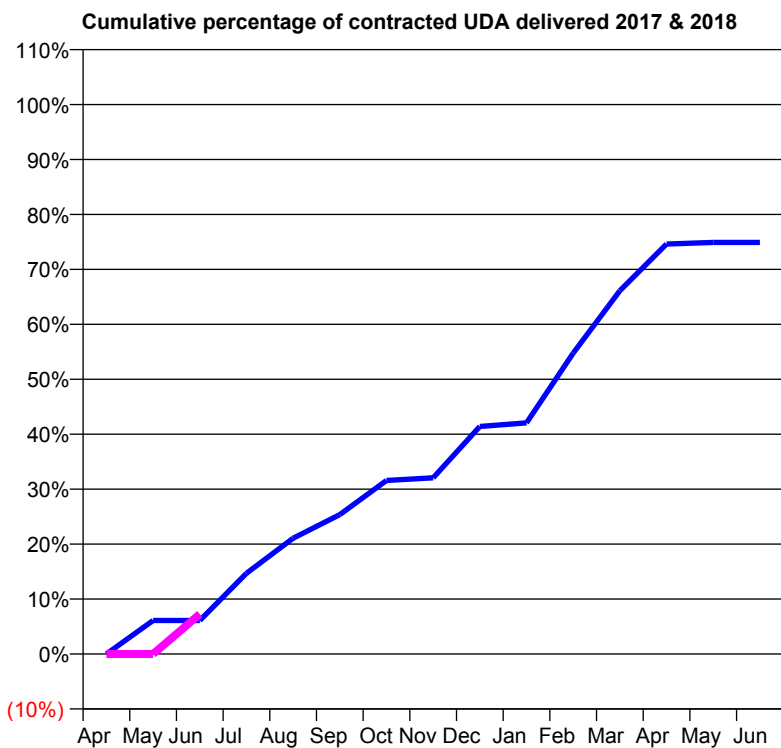
17/18 Contracted general activity (UDA)	1,050
Carry forward general activity (UDA)	0
17/18 Contracted orthodontic activity (UOA)	0
Carry forward orthodontic activity (UOA)	0
Baseline contract value	£17,712.26

ACCESS*

Patients seen in 24 months	Total	Change since previous quarter
Quarter ending June 2016	331	
Quarter ending September 2016	325	↓
Quarter ending December 2016	322	→
Quarter ending March 2017	322	→
Quarter ending June 2017	318	↓
Variance since June 2016	(3.9%)	↓



ACTIVITY



Month	Adjusted Scheduled Activity (UDA)	
	2017	2018
April	0	0
May	64	0
June	64	76
July	154	
August	221	
September	266	
October	332	
November	337	
December	435	
January	442	
February	575	
March	694	
April	783	
May	786	
June	786	

QUALITY

	Quantity	Base Number	Contract	AT	Region	England
% of FP17s for the same patient ID Re-attending within 3 months - Children	4	78	5.1%	12.3%	13.0%	12.0%
% of FP17s for the same patient ID Re-attending within 3 months - Adults	0	1	0.0%	15.5%	16.6%	16.0%
% of FP17s for the same patient ID Re-attending between 3 & 9 months - Children	49	78	62.8%	54.6%	59.5%	58.0%
% of FP17s for the same patient ID Re-attending between 3 & 9 months - Adults	0	1	0.0%	50.8%	53.1%	50.9%
% of FP17s for Band 1 Urgent Courses	1	45	2.2%	8.9%	9.3%	9.1%
% of FP17s Relating to Free Repair or Replacements	0	45	0.0%	1.2%	1.0%	0.8%
% of FP17s Relating to Continuations	0	45	0.0%	1.6%	1.3%	1.1%
% of Patients satisfied with the dentistry they have received	0	0	N/A	90.5%	91.9%	91.7%
% of Patients satisfied with the time they had to wait for an appointment	0	0	N/A	87.1%	88.7%	88.0%

* This is based on patients treated on this contract for their most recent course of treatment. Figures in italics indicate the base number of FP17s or Patient Questionnaire responses are less than 100. N/A is shown where the base number of responses is less than 10 during the period. % is calculated as Quantity/Base number*100

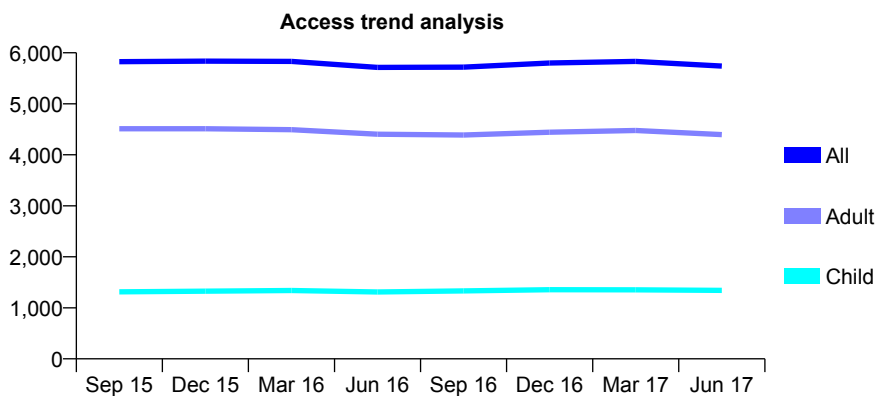
Q45 - Vital Signs At a Glance Contract Report for 278734/0001 - June 2017

Name or company name	MR NK DIDDEE
Contract type name	PDS Plus Contract
Purpose of contract	General
Contract start date	01/02/2010
Contract end date	31/01/2020

17/18 Contracted general activity (UDA)	16,000
Carry forward general activity (UDA)	0
17/18 Contracted orthodontic activity (UOA)	0
Carry forward orthodontic activity (UOA)	0
Baseline contract value	£444,010.58

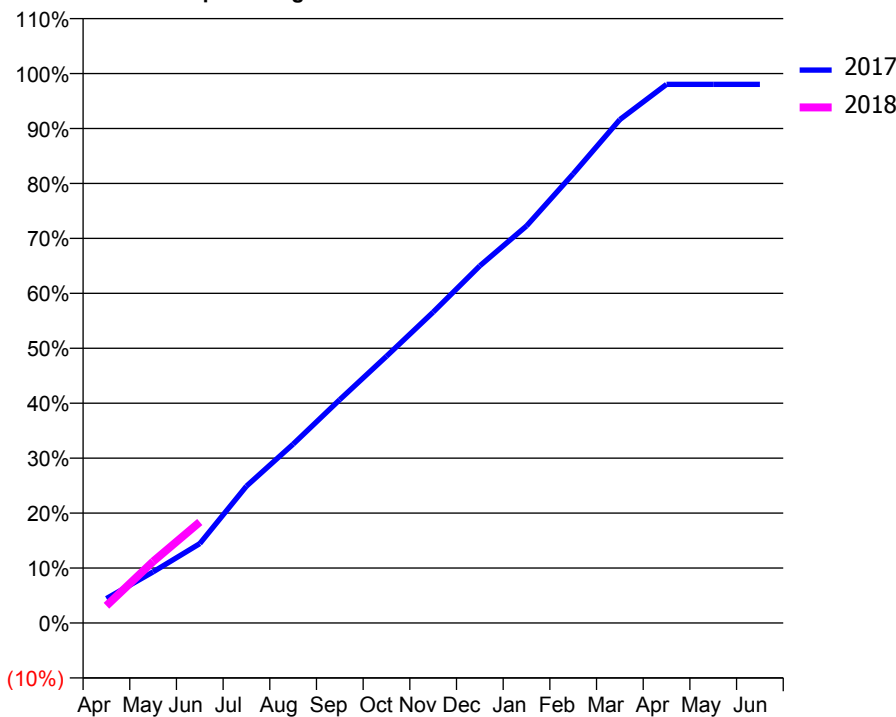
ACCESS*

Patients seen in 24 months	Total	Change since previous quarter
Quarter ending June 2016	5,713	
Quarter ending September 2016	5,720	→
Quarter ending December 2016	5,800	→
Quarter ending March 2017	5,832	→
Quarter ending June 2017	5,740	↓
Variance since June 2016	0.5%	→



ACTIVITY

Cumulative percentage of contracted UDA delivered 2017 & 2018



Month	Adjusted Scheduled Activity (UDA)	
	2017	2018
April	711	502
May	1,489	1,793
June	2,314	2,940
July	3,985	
August	5,207	
September	6,505	
October	7,769	
November	9,053	
December	10,401	
January	11,561	
February	13,079	
March	14,659	
April	15,686	
May	15,686	
June	15,686	

QUALITY

	Quantity	Base Number	Contract	AT	Region	England
% of FP17s for the same patient ID Re-attending within 3 months - Children	35	505	6.9%	12.3%	13.0%	12.0%
% of FP17s for the same patient ID Re-attending within 3 months - Adults	173	1,414	12.2%	15.5%	16.6%	16.0%
% of FP17s for the same patient ID Re-attending between 3 & 9 months - Children	296	505	58.6%	54.6%	59.5%	58.0%
% of FP17s for the same patient ID Re-attending between 3 & 9 months - Adults	772	1,414	54.6%	50.8%	53.1%	50.9%
% of FP17s for Band 1 Urgent Courses	101	1,391	7.3%	8.9%	9.3%	9.1%
% of FP17s Relating to Free Repair or Replacements	12	1,391	0.9%	1.2%	1.0%	0.8%
% of FP17s Relating to Continuations	14	1,391	1.0%	1.6%	1.3%	1.1%
% of Patients satisfied with the dentistry they have received	25	26	96.2%	90.5%	91.9%	91.7%
% of Patients satisfied with the time they had to wait for an appointment	23	26	88.5%	87.1%	88.7%	88.0%

* This is based on patients treated on this contract for their most recent course of treatment. Figures in italics indicate the base number of FP17s or Patient Questionnaire responses are less than 100. N/A is shown where the base number of responses is less than 10 during the period. % is calculated as Quantity/Base number*100

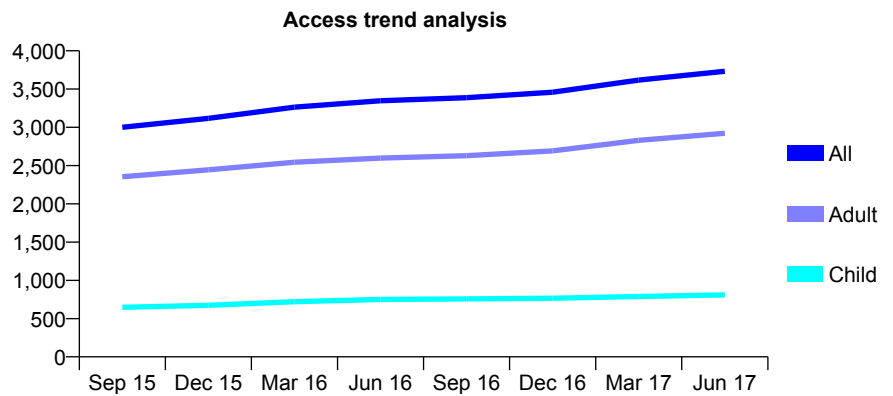
Q45 - Vital Signs At a Glance Contract Report for 278734/0002 - June 2017

Name or company name	MR NK DIDDEE
Contract type name	GDS Contract
Purpose of contract	General
Contract start date	01/04/2013
Contract end date	

17/18 Contracted general activity (UDA)	12,341
Carry forward general activity (UDA)	0
17/18 Contracted orthodontic activity (UOA)	0
Carry forward orthodontic activity (UOA)	0
Baseline contract value	£315,712.20

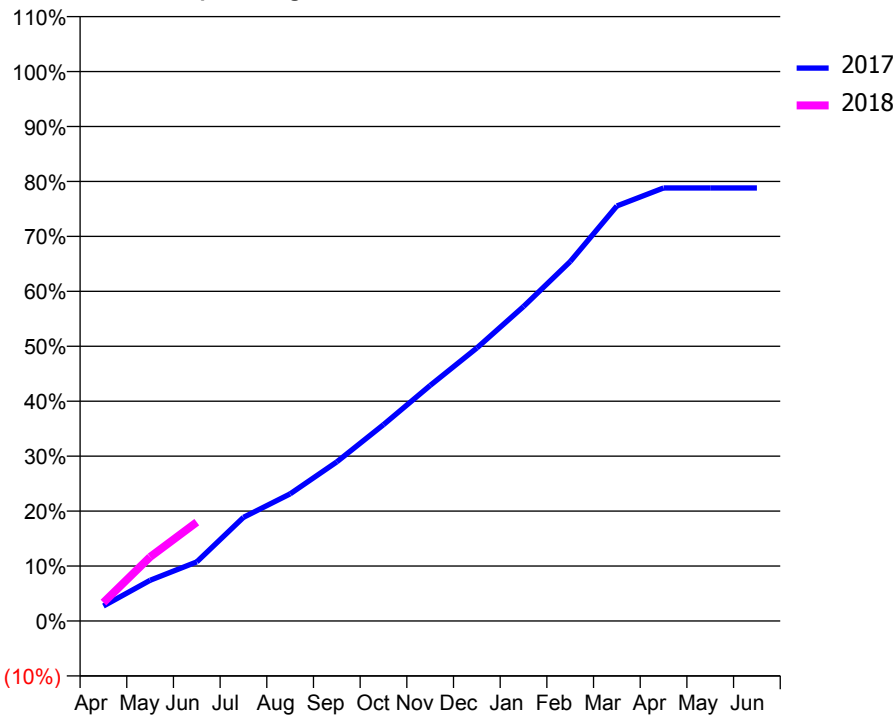
ACCESS*

Patients seen in 24 months	Total	Change since previous quarter
Quarter ending June 2016	3,348	
Quarter ending September 2016	3,387	→
Quarter ending December 2016	3,458	↑
Quarter ending March 2017	3,617	↑
Quarter ending June 2017	3,732	↑
Variance since June 2016	11.5%	↑



ACTIVITY

Cumulative percentage of contracted UDA delivered 2017 & 2018



Month	Adjusted Scheduled Activity (UDA)	
	2017	2018
April	336	415
May	915	1,439
June	1,328	2,220
July	2,329	
August	2,854	
September	3,575	
October	4,410	
November	5,291	
December	6,133	
January	7,065	
February	8,073	
March	9,322	
April	9,725	
May	9,725	
June	9,725	

QUALITY

	Quantity	Base Number	Contract	AT	Region	England
% of FP17s for the same patient ID Re-attending within 3 months - Children	23	279	8.2%	12.3%	13.0%	12.0%
% of FP17s for the same patient ID Re-attending within 3 months - Adults	101	831	12.2%	15.5%	16.6%	16.0%
% of FP17s for the same patient ID Re-attending between 3 & 9 months - Children	119	279	42.7%	54.6%	59.5%	58.0%
% of FP17s for the same patient ID Re-attending between 3 & 9 months - Adults	337	831	40.6%	50.8%	53.1%	50.9%
% of FP17s for Band 1 Urgent Courses	66	957	6.9%	8.9%	9.3%	9.1%
% of FP17s Relating to Free Repair or Replacements	8	957	0.8%	1.2%	1.0%	0.8%
% of FP17s Relating to Continuations	9	957	0.9%	1.6%	1.3%	1.1%
% of Patients satisfied with the dentistry they have received	15	15	100.0%	90.5%	91.9%	91.7%
% of Patients satisfied with the time they had to wait for an appointment	13	15	86.7%	87.1%	88.7%	88.0%

* This is based on patients treated on this contract for their most recent course of treatment. Figures in italics indicate the base number of FP17s or Patient Questionnaire responses are less than 100. N/A is shown where the base number of responses is less than 10 during the period. % is calculated as Quantity/Base number*100

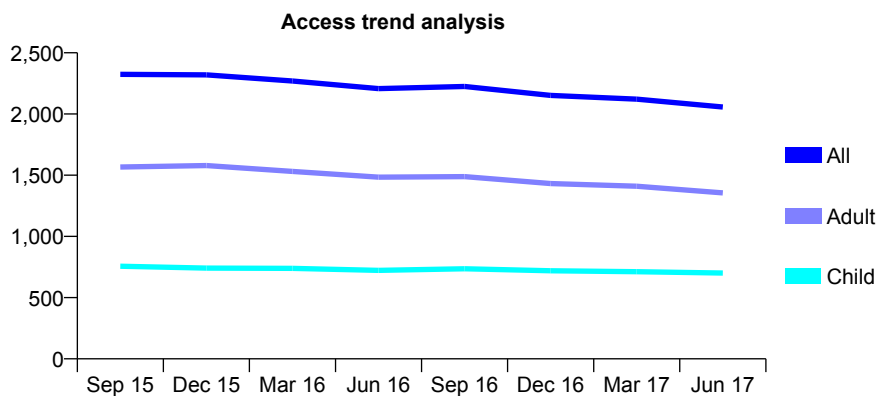
Q45 - Vital Signs At a Glance Contract Report for 279145/0001 - June 2017

Name or company name	MR AK ZARKADIS
Contract type name	GDS Contract
Purpose of contract	General
Contract start date	20/09/2010
Contract end date	

17/18 Contracted general activity (UDA)	5,795
Carry forward general activity (UDA)	0
17/18 Contracted orthodontic activity (UOA)	0
Carry forward orthodontic activity (UOA)	0
Baseline contract value	£131,575.42

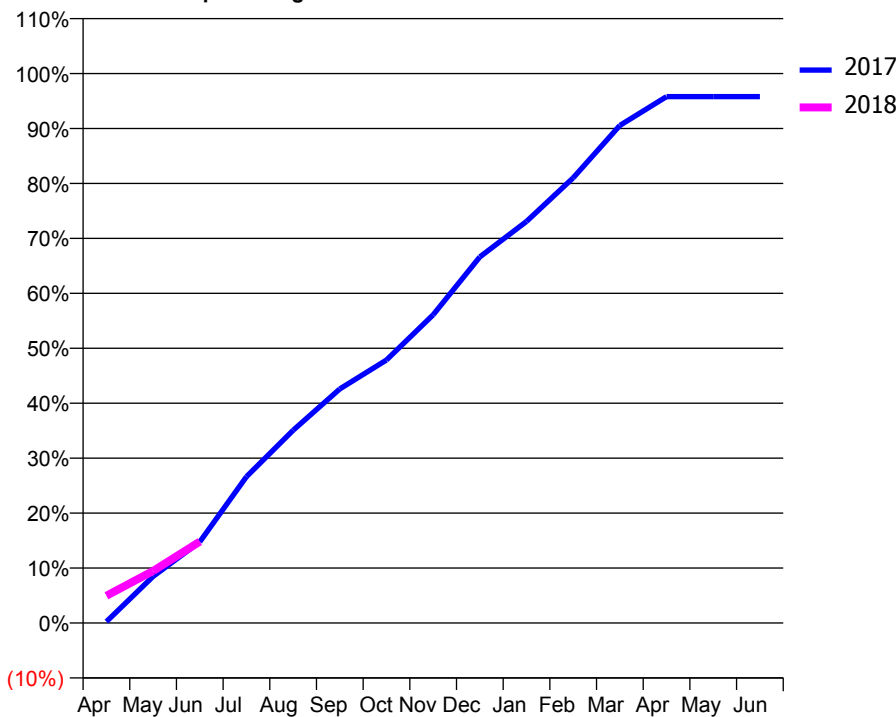
ACCESS*

Patients seen in 24 months	Total	Change since previous quarter
Quarter ending June 2016	2,207	
Quarter ending September 2016	2,225	→
Quarter ending December 2016	2,152	↓
Quarter ending March 2017	2,122	↓
Quarter ending June 2017	2,057	↓
Variance since June 2016	(6.8%)	↓



ACTIVITY

Cumulative percentage of contracted UDA delivered 2017 & 2018



Adjusted Scheduled Activity (UDA)

Month	2017	2018
April	15	288
May	492	550
June	856	858
July	1,544	
August	2,033	
September	2,468	
October	2,774	
November	3,251	
December	3,860	
January	4,235	
February	4,695	
March	5,248	
April	5,551	
May	5,551	
June	5,551	

QUALITY

	Quantity	Base Number	Contract	AT	Region	England
% of FP17s for the same patient ID Re-attending within 3 months - Children	11	229	4.8%	12.3%	13.0%	12.0%
% of FP17s for the same patient ID Re-attending within 3 months - Adults	45	348	12.9%	15.5%	16.6%	16.0%
% of FP17s for the same patient ID Re-attending between 3 & 9 months - Children	117	229	51.1%	54.6%	59.5%	58.0%
% of FP17s for the same patient ID Re-attending between 3 & 9 months - Adults	159	348	45.7%	50.8%	53.1%	50.9%
% of FP17s for Band 1 Urgent Courses	31	441	7.0%	8.9%	9.3%	9.1%
% of FP17s Relating to Free Repair or Replacements	2	441	0.5%	1.2%	1.0%	0.8%
% of FP17s Relating to Continuations	9	441	2.0%	1.6%	1.3%	1.1%
% of Patients satisfied with the dentistry they have received	8	10	80.0%	90.5%	91.9%	91.7%
% of Patients satisfied with the time they had to wait for an appointment	8	10	80.0%	87.1%	88.7%	88.0%

* This is based on patients treated on this contract for their most recent course of treatment. Figures in italics indicate the base number of FP17s or Patient Questionnaire responses are less than 100. N/A is shown where the base number of responses is less than 10 during the period. % is calculated as Quantity/Base number*100

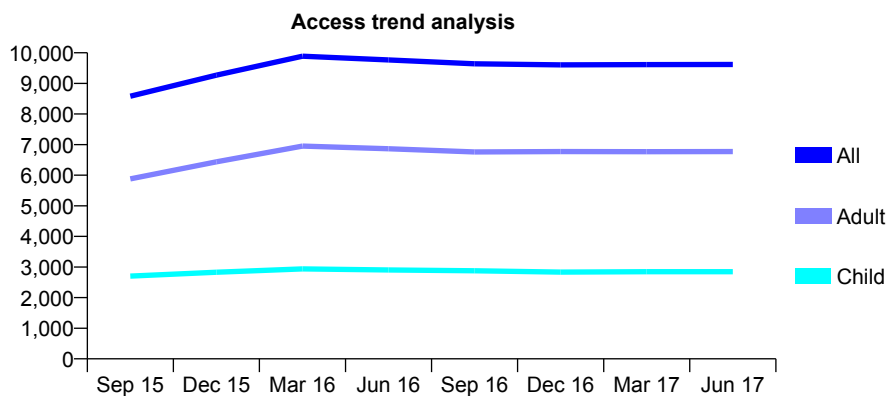
Q45 - Vital Signs At a Glance Contract Report for 298735/0001 - June 2017

Name or company name	MR A HUSSAIN
Contract type name	Pilot Contract
Purpose of contract	General
Contract start date	31/03/2014
Contract end date	

17/18 Contracted general activity (UDA)	43,820
Carry forward general activity (UDA)	0
17/18 Contracted orthodontic activity (UOA)	0
Carry forward orthodontic activity (UOA)	0
Baseline contract value	£1,252,369.74

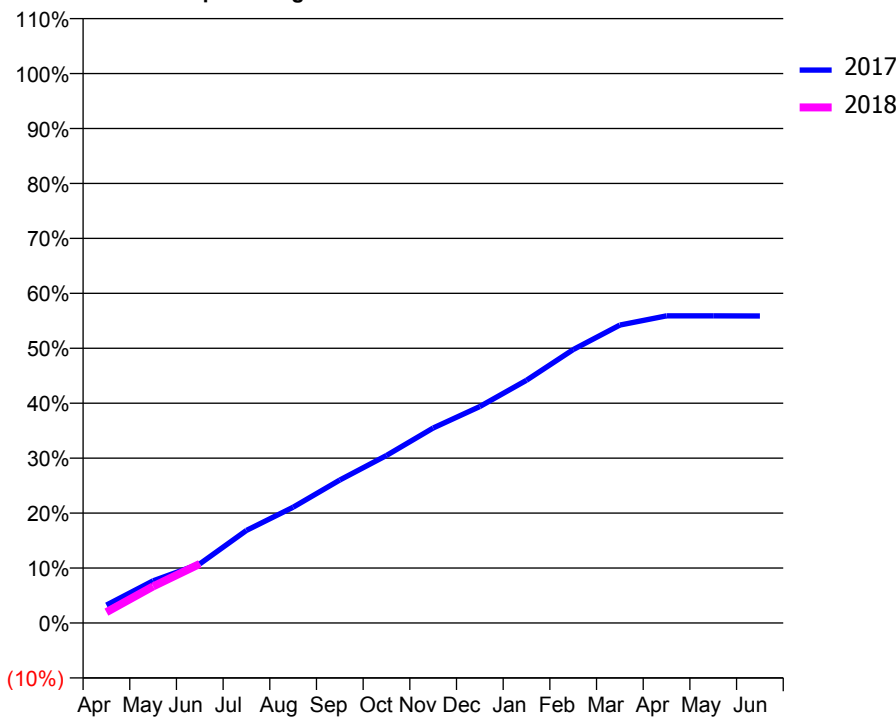
ACCESS*

Patients seen in 24 months	Total	Change since previous quarter
Quarter ending June 2016	9,769	
Quarter ending September 2016	9,639	↓
Quarter ending December 2016	9,607	→
Quarter ending March 2017	9,615	→
Quarter ending June 2017	9,619	→
Variance since June 2016	(1.5%)	↓



ACTIVITY

Cumulative percentage of contracted UDA delivered 2017 & 2018



Adjusted Scheduled Activity (UDA)

Month	2017	2018
April	1,427	862
May	3,365	2,918
June	4,712	4,717
July	7,383	
August	9,240	
September	11,402	
October	13,365	
November	15,554	
December	17,263	
January	19,354	
February	21,802	
March	23,758	
April	24,494	
May	24,494	
June	24,488	

QUALITY

	Quantity	Base Number	Contract	AT	Region	England
% of FP17s for the same patient ID Re-attending within 3 months - Children	62	811	7.6%	12.3%	13.0%	12.0%
% of FP17s for the same patient ID Re-attending within 3 months - Adults	304	1,696	17.9%	15.5%	16.6%	16.0%
% of FP17s for the same patient ID Re-attending between 3 & 9 months - Children	398	811	49.1%	54.6%	59.5%	58.0%
% of FP17s for the same patient ID Re-attending between 3 & 9 months - Adults	570	1,696	33.6%	50.8%	53.1%	50.9%
% of FP17s for Band 1 Urgent Courses	158	2,196	7.2%	8.9%	9.3%	9.1%
% of FP17s Relating to Free Repair or Replacements	22	2,196	1.0%	1.2%	1.0%	0.8%
% of FP17s Relating to Continuations	41	2,196	1.9%	1.6%	1.3%	1.1%
% of Patients satisfied with the dentistry they have received	17	19	89.5%	90.5%	91.9%	91.7%
% of Patients satisfied with the time they had to wait for an appointment	13	19	68.4%	87.1%	88.7%	88.0%

* This is based on patients treated on this contract for their most recent course of treatment. Figures in italics indicate the base number of FP17s or Patient Questionnaire responses are less than 100. N/A is shown where the base number of responses is less than 10 during the period. % is calculated as Quantity/Base number*100

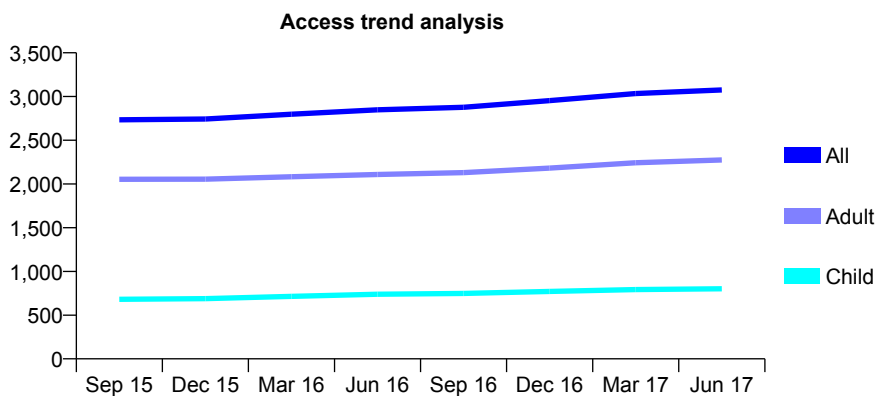
Q45 - Vital Signs At a Glance Contract Report for 325147/0001 - June 2017

Name or company name	MR SG HEMSLEY
Contract type name	Pilot Contract
Purpose of contract	General
Contract start date	01/04/2006
Contract end date	

17/18 Contracted general activity (UDA)	12,000
Carry forward general activity (UDA)	0
17/18 Contracted orthodontic activity (UOA)	0
Carry forward orthodontic activity (UOA)	0
Baseline contract value	£352,305.37

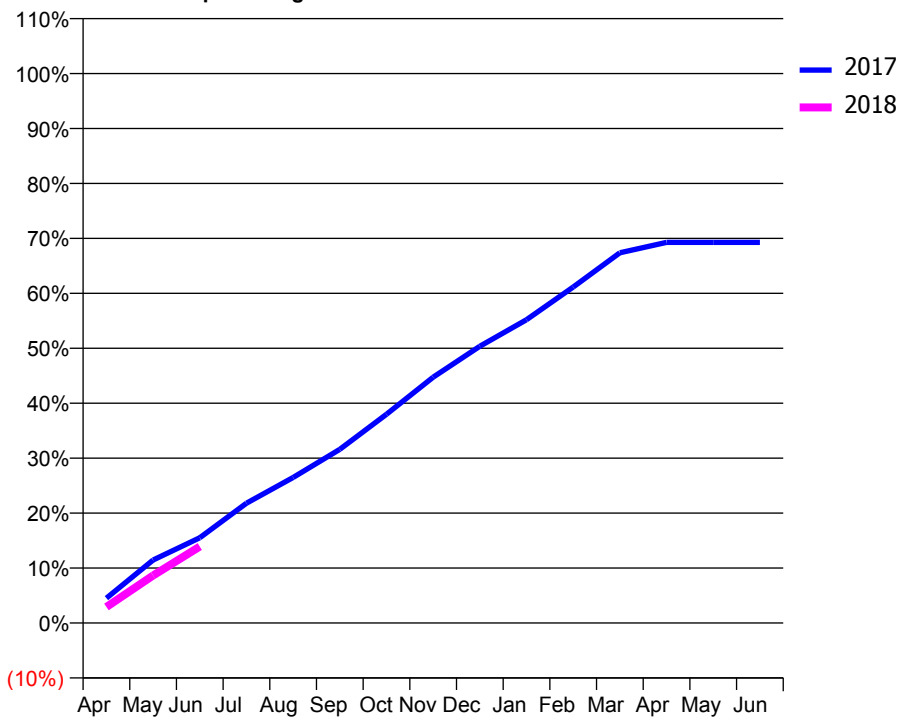
ACCESS*

Patients seen in 24 months	Total	Change since previous quarter
Quarter ending June 2016	2,848	
Quarter ending September 2016	2,877	→
Quarter ending December 2016	2,953	↑
Quarter ending March 2017	3,034	↑
Quarter ending June 2017	3,076	→
Variance since June 2016	8.0%	↑



ACTIVITY

Cumulative percentage of contracted UDA delivered 2017 & 2018



Month	Adjusted Scheduled Activity (UDA)	
	2017	2018
April	544	351
May	1,377	1,039
June	1,863	1,669
July	2,616	
August	3,177	
September	3,792	
October	4,560	
November	5,368	
December	6,044	
January	6,624	
February	7,336	
March	8,087	
April	8,313	
May	8,313	
June	8,313	

QUALITY

	Quantity	Base Number	Contract	AT	Region	England
% of FP17s for the same patient ID Re-attending within 3 months - Children	10	178	5.6%	12.3%	13.0%	12.0%
% of FP17s for the same patient ID Re-attending within 3 months - Adults	57	533	10.7%	15.5%	16.6%	16.0%
% of FP17s for the same patient ID Re-attending between 3 & 9 months - Children	40	178	22.5%	54.6%	59.5%	58.0%
% of FP17s for the same patient ID Re-attending between 3 & 9 months - Adults	114	533	21.4%	50.8%	53.1%	50.9%
% of FP17s for Band 1 Urgent Courses	1	602	0.2%	8.9%	9.3%	9.1%
% of FP17s Relating to Free Repair or Replacements	6	602	1.0%	1.2%	1.0%	0.8%
% of FP17s Relating to Continuations	12	602	2.0%	1.6%	1.3%	1.1%
% of Patients satisfied with the dentistry they have received	4	4	N/A	90.5%	91.9%	91.7%
% of Patients satisfied with the time they had to wait for an appointment	4	4	N/A	87.1%	88.7%	88.0%

* This is based on patients treated on this contract for their most recent course of treatment. Figures in italics indicate the base number of FP17s or Patient Questionnaire responses are less than 100. N/A is shown where the base number of responses is less than 10 during the period. % is calculated as Quantity/Base number*100

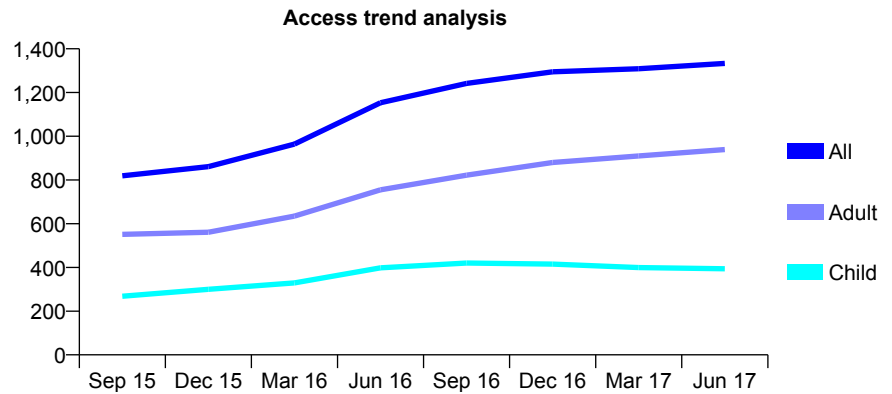
Q45 - Vital Signs At a Glance Contract Report for 326445/0001 - June 2017

Name or company name	MRS M PUTTICK
Contract type name	GDS Contract
Purpose of contract	General
Contract start date	01/04/2006
Contract end date	

17/18 Contracted general activity (UDA)	4,030
Carry forward general activity (UDA)	0
17/18 Contracted orthodontic activity (UOA)	0
Carry forward orthodontic activity (UOA)	0
Baseline contract value	£121,636.78

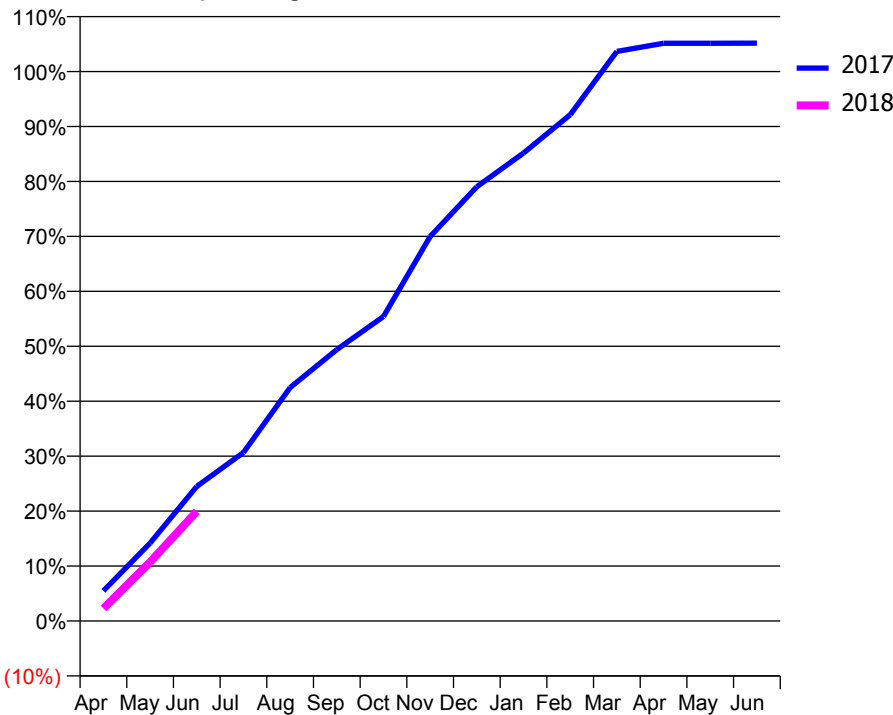
ACCESS*

Patients seen in 24 months	Total	Change since previous quarter
Quarter ending June 2016	1,153	
Quarter ending September 2016	1,242	↑
Quarter ending December 2016	1,295	↑
Quarter ending March 2017	1,309	→
Quarter ending June 2017	1,333	→
Variance since June 2016	15.6%	↑



ACTIVITY

Cumulative percentage of contracted UDA delivered 2017 & 2018



Month	Adjusted Scheduled Activity (UDA)	
	2017	2018
April	222	92
May	571	433
June	987	804
July	1,235	
August	1,712	
September	1,990	
October	2,233	
November	2,820	
December	3,184	
January	3,433	
February	3,713	
March	4,177	
April	4,237	
May	4,237	
June	4,238	

QUALITY

	Quantity	Base Number	Contract	AT	Region	England
% of FP17s for the same patient ID Re-attending within 3 months - Children	5	99	5.1%	12.3%	13.0%	12.0%
% of FP17s for the same patient ID Re-attending within 3 months - Adults	11	218	5.0%	15.5%	16.6%	16.0%
% of FP17s for the same patient ID Re-attending between 3 & 9 months - Children	45	99	45.5%	54.6%	59.5%	58.0%
% of FP17s for the same patient ID Re-attending between 3 & 9 months - Adults	98	218	45.0%	50.8%	53.1%	50.9%
% of FP17s for Band 1 Urgent Courses	6	285	2.1%	8.9%	9.3%	9.1%
% of FP17s Relating to Free Repair or Replacements	2	285	0.7%	1.2%	1.0%	0.8%
% of FP17s Relating to Continuations	2	285	0.7%	1.6%	1.3%	1.1%
% of Patients satisfied with the dentistry they have received	4	4	N/A	90.5%	91.9%	91.7%
% of Patients satisfied with the time they had to wait for an appointment	4	4	N/A	87.1%	88.7%	88.0%

* This is based on patients treated on this contract for their most recent course of treatment. Figures in italics indicate the base number of FP17s or Patient Questionnaire responses are less than 100. N/A is shown where the base number of responses is less than 10 during the period. % is calculated as Quantity/Base number*100

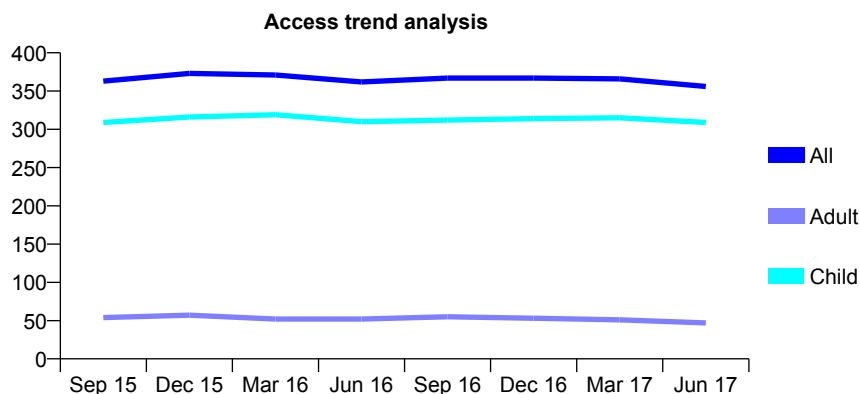
Q45 - Vital Signs At a Glance Contract Report for 326755/0001 - June 2017

Name or company name	MR FN PLAHE
Contract type name	GDS Contract
Purpose of contract	General
Contract start date	01/04/2006
Contract end date	

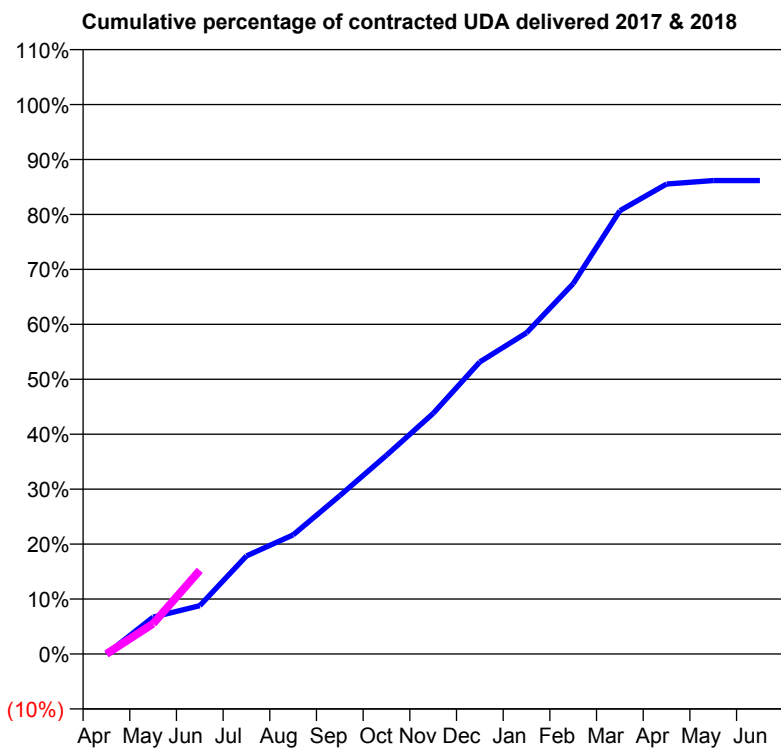
17/18 Contracted general activity (UDA)	1,678
Carry forward general activity (UDA)	0
17/18 Contracted orthodontic activity (UOA)	0
Carry forward orthodontic activity (UOA)	0
Baseline contract value	£47,376.48

ACCESS*

Patients seen in 24 months	Total	Change since previous quarter
Quarter ending June 2016	362	
Quarter ending September 2016	367	→
Quarter ending December 2016	367	→
Quarter ending March 2017	366	→
Quarter ending June 2017	356	↓
Variance since June 2016	(1.7%)	↓



ACTIVITY



Month	Adjusted Scheduled Activity (UDA)	
	2017	2018
April	0	0
May	141	93
June	185	255
July	374	
August	455	
September	605	
October	759	
November	919	
December	1,115	
January	1,226	
February	1,414	
March	1,693	
April	1,794	
May	1,807	
June	1,807	

QUALITY

	Quantity	Base Number	Contract	AT	Region	England
% of FP17s for the same patient ID Re-attending within 3 months - Children	41	156	26.3%	12.3%	13.0%	12.0%
% of FP17s for the same patient ID Re-attending within 3 months - Adults	0	1	0.0%	15.5%	16.6%	16.0%
% of FP17s for the same patient ID Re-attending between 3 & 9 months - Children	97	156	62.2%	54.6%	59.5%	58.0%
% of FP17s for the same patient ID Re-attending between 3 & 9 months - Adults	0	1	0.0%	50.8%	53.1%	50.9%
% of FP17s for Band 1 Urgent Courses	22	109	20.2%	8.9%	9.3%	9.1%
% of FP17s Relating to Free Repair or Replacements	0	109	0.0%	1.2%	1.0%	0.8%
% of FP17s Relating to Continuations	0	109	0.0%	1.6%	1.3%	1.1%
% of Patients satisfied with the dentistry they have received	2	2	N/A	90.5%	91.9%	91.7%
% of Patients satisfied with the time they had to wait for an appointment	2	2	N/A	87.1%	88.7%	88.0%

* This is based on patients treated on this contract for their most recent course of treatment. Figures in italics indicate the base number of FP17s or Patient Questionnaire responses are less than 100. N/A is shown where the base number of responses is less than 10 during the period. % is calculated as Quantity/Base number*100

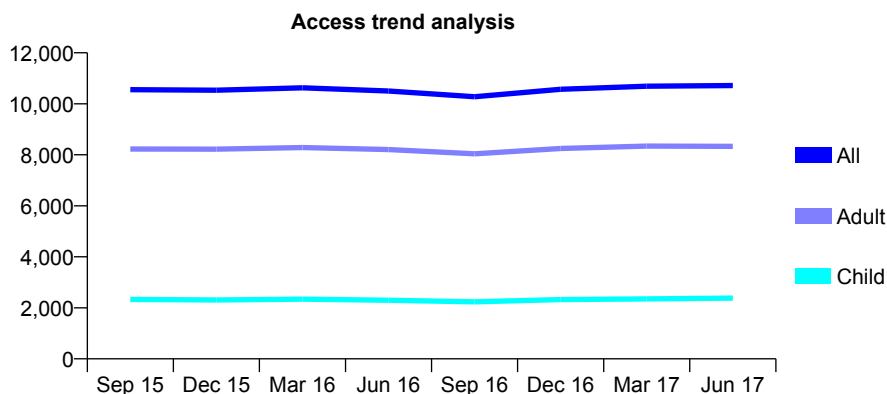
Q45 - Vital Signs At a Glance Contract Report for 328146/0001 - June 2017

Name or company name	MR ND SMITH
Contract type name	GDS Contract
Purpose of contract	General and Orthodontic
Contract start date	01/04/2006
Contract end date	

17/18 Contracted general activity (UDA)	33,783
Carry forward general activity (UDA)	0
17/18 Contracted orthodontic activity (UOA)	630
Carry forward orthodontic activity (UOA)	0
Baseline contract value	£843,634.73

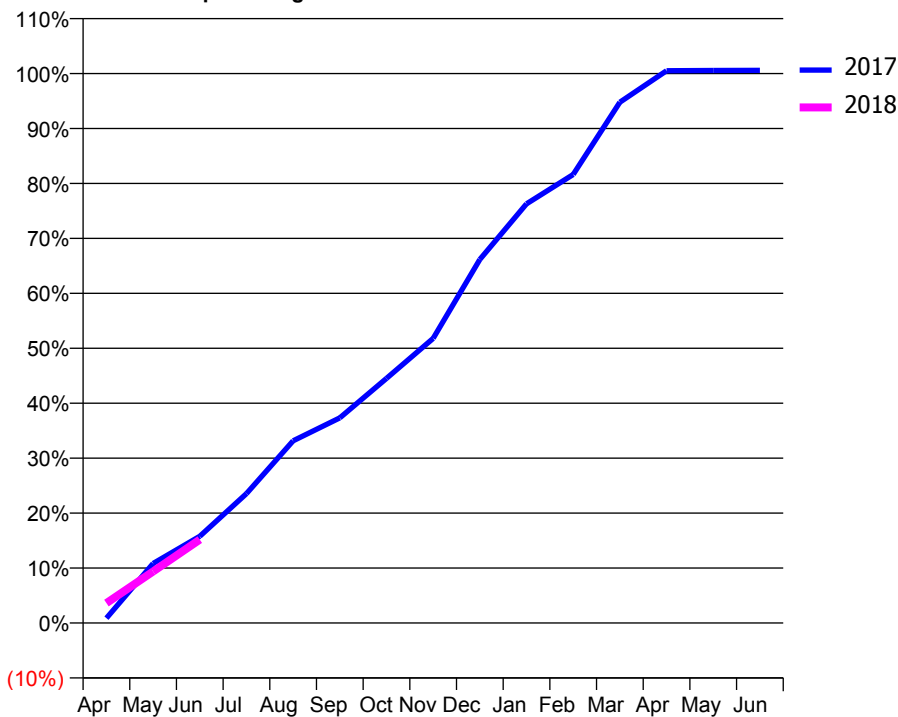
ACCESS*

Patients seen in 24 months	Total	Change since previous quarter
Quarter ending June 2016	10,504	
Quarter ending September 2016	10,276	↓
Quarter ending December 2016	10,569	↑
Quarter ending March 2017	10,692	→
Quarter ending June 2017	10,715	→
Variance since June 2016	2.0%	↑



ACTIVITY

Cumulative percentage of contracted UDA delivered 2017 & 2018



Month	Adjusted Scheduled Activity (UDA)	
	2017	2018
April	301	1,222
May	3,664	3,168
June	5,330	5,128
July	7,960	
August	11,204	
September	12,615	
October	15,043	
November	17,500	
December	22,356	
January	25,775	
February	27,577	
March	32,016	
April	33,952	
May	33,971	
June	33,976	

QUALITY

	Quantity	Base Number	Contract	AT	Region	England
% of FP17s for the same patient ID Re-attending within 3 months - Children	54	740	7.3%	12.3%	13.0%	12.0%
% of FP17s for the same patient ID Re-attending within 3 months - Adults	279	2,106	13.2%	15.5%	16.6%	16.0%
% of FP17s for the same patient ID Re-attending between 3 & 9 months - Children	343	740	46.4%	54.6%	59.5%	58.0%
% of FP17s for the same patient ID Re-attending between 3 & 9 months - Adults	977	2,106	46.4%	50.8%	53.1%	50.9%
% of FP17s for Band 1 Urgent Courses	94	2,129	4.4%	8.9%	9.3%	9.1%
% of FP17s Relating to Free Repair or Replacements	9	2,129	0.4%	1.2%	1.0%	0.8%
% of FP17s Relating to Continuations	52	2,129	2.4%	1.6%	1.3%	1.1%
% of Patients satisfied with the dentistry they have received	13	15	86.7%	90.5%	91.9%	91.7%
% of Patients satisfied with the time they had to wait for an appointment	14	15	93.3%	87.1%	88.7%	88.0%

* This is based on patients treated on this contract for their most recent course of treatment. Figures in italics indicate the base number of FP17s or Patient Questionnaire responses are less than 100. N/A is shown where the base number of responses is less than 10 during the period. % is calculated as Quantity/Base number*100

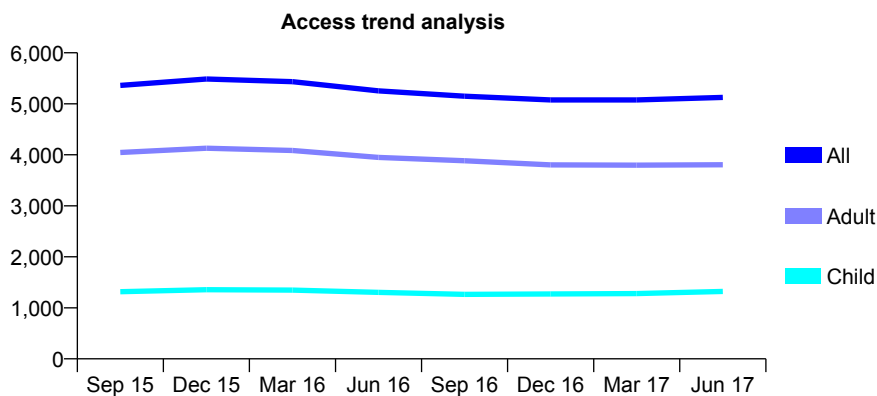
Q45 - Vital Signs At a Glance Contract Report for 329711/0002 - June 2017

Name or company name	MR S NEPALI
Contract type name	GDS Contract
Purpose of contract	General
Contract start date	01/04/2006
Contract end date	

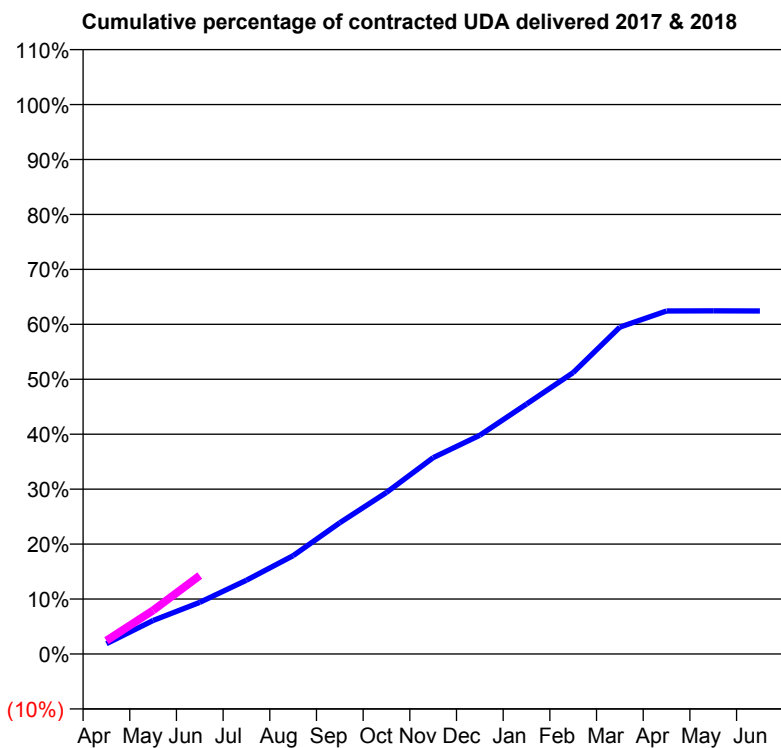
17/18 Contracted general activity (UDA)	19,500
Carry forward general activity (UDA)	0
17/18 Contracted orthodontic activity (UOA)	0
Carry forward orthodontic activity (UOA)	0
Baseline contract value	£516,419.91

ACCESS*

Patients seen in 24 months	Total	Change since previous quarter
Quarter ending June 2016	5,253	
Quarter ending September 2016	5,148	↓
Quarter ending December 2016	5,076	↓
Quarter ending March 2017	5,077	→
Quarter ending June 2017	5,125	→
Variance since June 2016	(2.4%)	↓



ACTIVITY



Month	Adjusted Scheduled Activity (UDA)	
	2017	2018
April	366	475
May	1,190	1,549
June	1,832	2,786
July	2,620	
August	3,488	
September	4,661	
October	5,731	
November	6,966	
December	7,762	
January	8,871	
February	9,989	
March	11,600	
April	12,173	
May	12,179	
June	12,171	

QUALITY

	Quantity	Base Number	Contract	AT	Region	England
% of FP17s for the same patient ID Re-attending within 3 months - Children	32	430	7.4%	12.3%	13.0%	12.0%
% of FP17s for the same patient ID Re-attending within 3 months - Adults	123	1,050	11.7%	15.5%	16.6%	16.0%
% of FP17s for the same patient ID Re-attending between 3 & 9 months - Children	189	430	44.0%	54.6%	59.5%	58.0%
% of FP17s for the same patient ID Re-attending between 3 & 9 months - Adults	489	1,050	46.6%	50.8%	53.1%	50.9%
% of FP17s for Band 1 Urgent Courses	101	1,234	8.2%	8.9%	9.3%	9.1%
% of FP17s Relating to Free Repair or Replacements	12	1,234	1.0%	1.2%	1.0%	0.8%
% of FP17s Relating to Continuations	10	1,234	0.8%	1.6%	1.3%	1.1%
% of Patients satisfied with the dentistry they have received	17	25	68.0%	90.5%	91.9%	91.7%
% of Patients satisfied with the time they had to wait for an appointment	21	25	84.0%	87.1%	88.7%	88.0%

* This is based on patients treated on this contract for their most recent course of treatment. Figures in italics indicate the base number of FP17s or Patient Questionnaire responses are less than 100. N/A is shown where the base number of responses is less than 10 during the period. % is calculated as Quantity/Base number*100

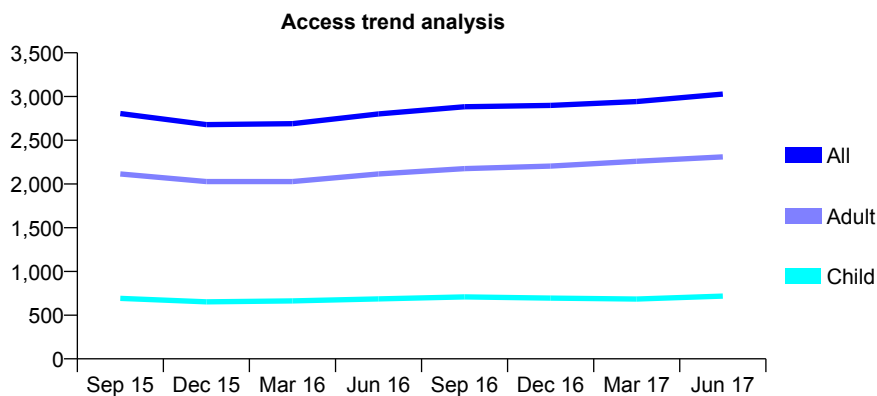
Q45 - Vital Signs At a Glance Contract Report for 331260/0001 - June 2017

Name or company name	MRS CR WILLIS
Contract type name	GDS Contract
Purpose of contract	General
Contract start date	01/04/2006
Contract end date	

17/18 Contracted general activity (UDA)	7,365
Carry forward general activity (UDA)	0
17/18 Contracted orthodontic activity (UOA)	0
Carry forward orthodontic activity (UOA)	0
Baseline contract value	£189,814.11

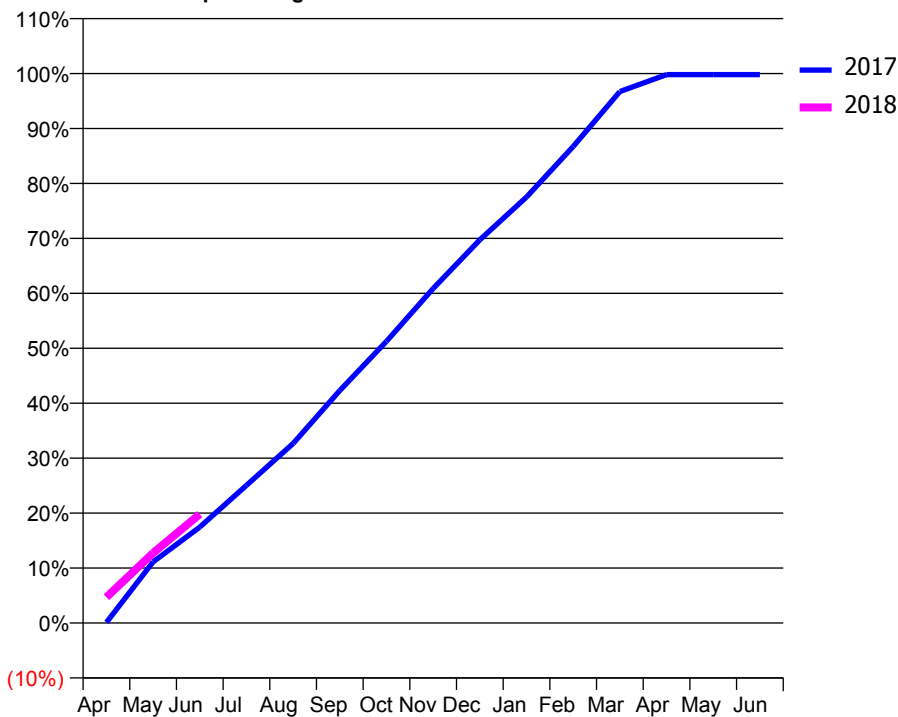
ACCESS*

Patients seen in 24 months	Total	Change since previous quarter
Quarter ending June 2016	2,800	
Quarter ending September 2016	2,883	↑
Quarter ending December 2016	2,899	→
Quarter ending March 2017	2,943	→
Quarter ending June 2017	3,028	↑
Variance since June 2016	8.1%	↑



ACTIVITY

Cumulative percentage of contracted UDA delivered 2017 & 2018



Month	Adjusted Scheduled Activity (UDA)	
	2017	2018
April	8	345
May	820	939
June	1,286	1,460
July	1,845	
August	2,406	
September	3,115	
October	3,776	
November	4,483	
December	5,136	
January	5,709	
February	6,386	
March	7,123	
April	7,350	
May	7,350	
June	7,350	

QUALITY

	Quantity	Base Number	Contract	AT	Region	England
% of FP17s for the same patient ID Re-attending within 3 months - Children	5	236	2.1%	12.3%	13.0%	12.0%
% of FP17s for the same patient ID Re-attending within 3 months - Adults	75	718	10.4%	15.5%	16.6%	16.0%
% of FP17s for the same patient ID Re-attending between 3 & 9 months - Children	79	236	33.5%	54.6%	59.5%	58.0%
% of FP17s for the same patient ID Re-attending between 3 & 9 months - Adults	211	718	29.4%	50.8%	53.1%	50.9%
% of FP17s for Band 1 Urgent Courses	54	729	7.4%	8.9%	9.3%	9.1%
% of FP17s Relating to Free Repair or Replacements	9	729	1.2%	1.2%	1.0%	0.8%
% of FP17s Relating to Continuations	8	729	1.1%	1.6%	1.3%	1.1%
% of Patients satisfied with the dentistry they have received	8	9	N/A	90.5%	91.9%	91.7%
% of Patients satisfied with the time they had to wait for an appointment	9	9	N/A	87.1%	88.7%	88.0%

* This is based on patients treated on this contract for their most recent course of treatment. Figures in italics indicate the base number of FP17s or Patient Questionnaire responses are less than 100. N/A is shown where the base number of responses is less than 10 during the period. % is calculated as Quantity/Base number*100

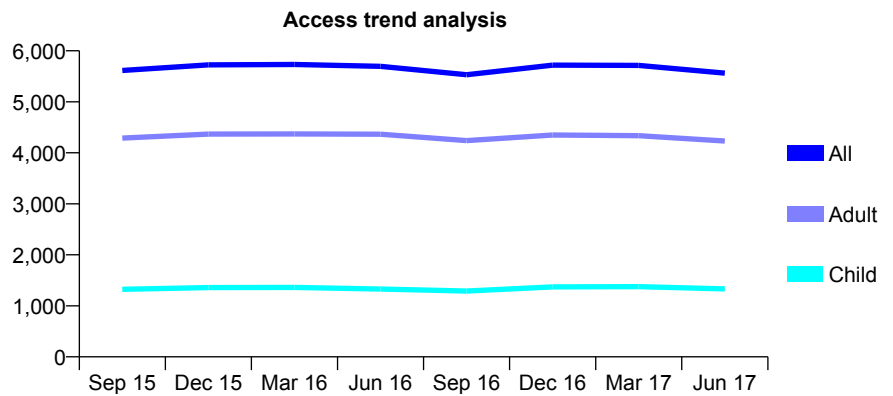
Q45 - Vital Signs At a Glance Contract Report for 334073/0001 - June 2017

Name or company name	MR AM SPIVEY
Contract type name	GDS Contract
Purpose of contract	General
Contract start date	01/04/2006
Contract end date	

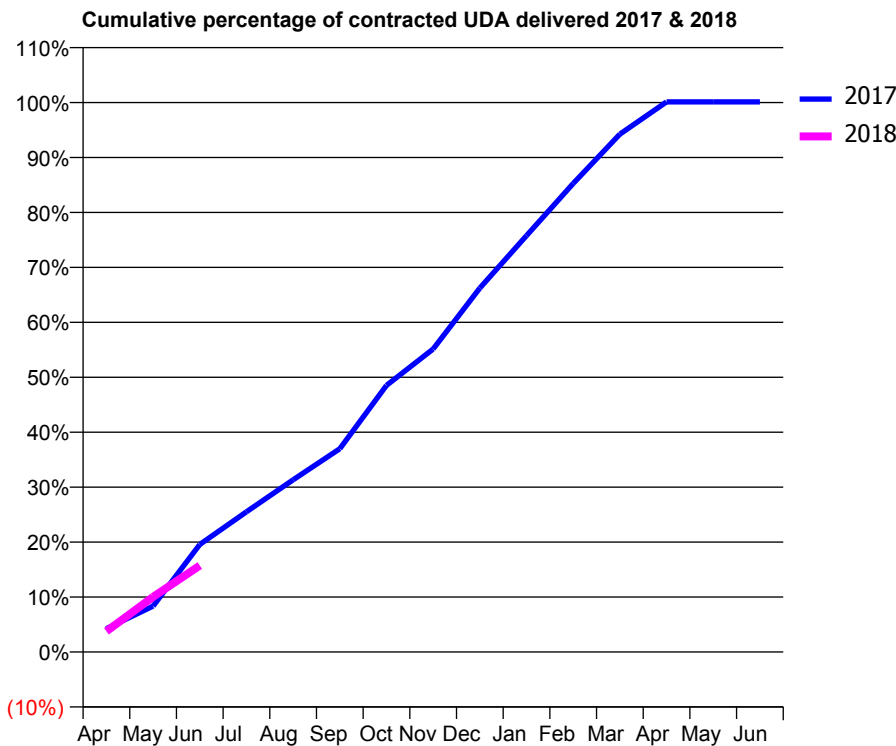
17/18 Contracted general activity (UDA)	19,763
Carry forward general activity (UDA)	0
17/18 Contracted orthodontic activity (UOA)	0
Carry forward orthodontic activity (UOA)	0
Baseline contract value	£469,243.10

ACCESS*

Patients seen in 24 months	Total	Change since previous quarter
Quarter ending June 2016	5,695	
Quarter ending September 2016	5,530	↓
Quarter ending December 2016	5,719	↑
Quarter ending March 2017	5,713	→
Quarter ending June 2017	5,562	↓
Variance since June 2016	(2.3%)	↓



ACTIVITY



Month	Adjusted Scheduled Activity (UDA)	
	2017	2018
April	842	747
May	1,651	1,982
June	3,870	3,109
July	5,045	
August	6,193	
September	7,309	
October	9,592	
November	10,900	
December	13,089	
January	14,976	
February	16,849	
March	18,625	
April	19,788	
May	19,786	
June	19,786	

QUALITY

	Quantity	Base Number	Contract	AT	Region	England
% of FP17s for the same patient ID Re-attending within 3 months - Children	35	428	8.2%	12.3%	13.0%	12.0%
% of FP17s for the same patient ID Re-attending within 3 months - Adults	228	1,444	15.8%	15.5%	16.6%	16.0%
% of FP17s for the same patient ID Re-attending between 3 & 9 months - Children	253	428	59.1%	54.6%	59.5%	58.0%
% of FP17s for the same patient ID Re-attending between 3 & 9 months - Adults	901	1,444	62.4%	50.8%	53.1%	50.9%
% of FP17s for Band 1 Urgent Courses	84	1,384	6.1%	8.9%	9.3%	9.1%
% of FP17s Relating to Free Repair or Replacements	13	1,384	0.9%	1.2%	1.0%	0.8%
% of FP17s Relating to Continuations	10	1,384	0.7%	1.6%	1.3%	1.1%
% of Patients satisfied with the dentistry they have received	30	34	88.2%	90.5%	91.9%	91.7%
% of Patients satisfied with the time they had to wait for an appointment	32	34	94.1%	87.1%	88.7%	88.0%

* This is based on patients treated on this contract for their most recent course of treatment. Figures in italics indicate the base number of FP17s or Patient Questionnaire responses are less than 100. N/A is shown where the base number of responses is less than 10 during the period. % is calculated as Quantity/Base number*100

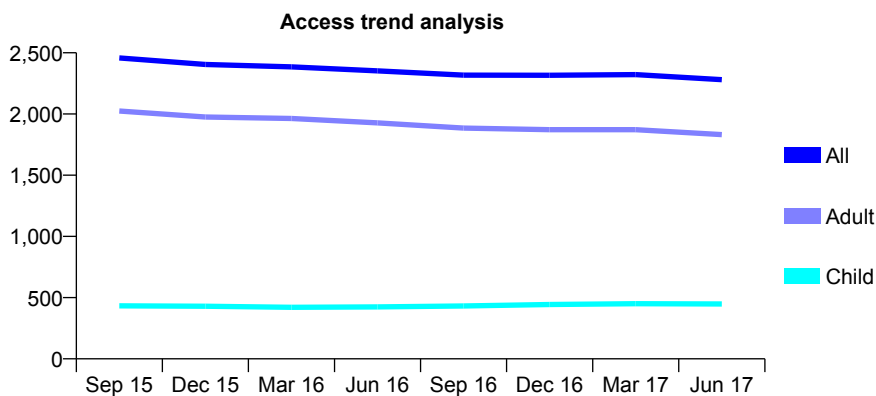
Q45 - Vital Signs At a Glance Contract Report for 367761/0001 - June 2017

Name or company name	MISS EM ALLEN
Contract type name	GDS Contract
Purpose of contract	General
Contract start date	13/03/2011
Contract end date	

17/18 Contracted general activity (UDA)	7,482
Carry forward general activity (UDA)	0
17/18 Contracted orthodontic activity (UOA)	0
Carry forward orthodontic activity (UOA)	0
Baseline contract value	£190,467.11

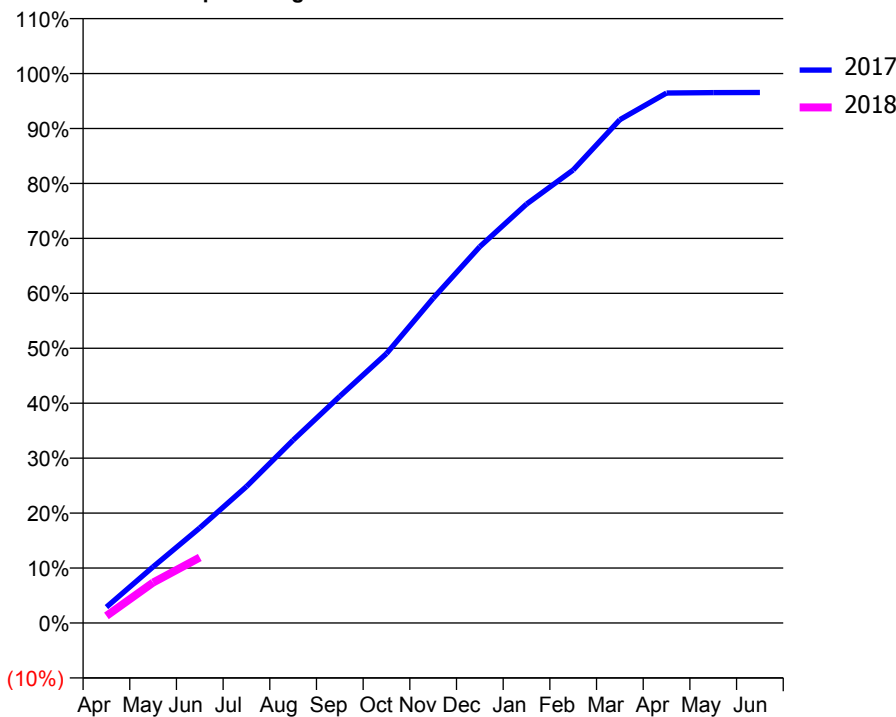
ACCESS*

Patients seen in 24 months	Total	Change since previous quarter
Quarter ending June 2016	2,352	
Quarter ending September 2016	2,317	↓
Quarter ending December 2016	2,316	→
Quarter ending March 2017	2,322	→
Quarter ending June 2017	2,280	↓
Variance since June 2016	(3.1%)	↓



ACTIVITY

Cumulative percentage of contracted UDA delivered 2017 & 2018



Adjusted Scheduled Activity (UDA)

Month	2017	2018
April	217	97
May	765	552
June	1,295	892
July	1,859	
August	2,491	
September	3,087	
October	3,669	
November	4,422	
December	5,125	
January	5,703	
February	6,168	
March	6,854	
April	7,216	
May	7,223	
June	7,224	

QUALITY

	Quantity	Base Number	Contract	AT	Region	England
% of FP17s for the same patient ID Re-attending within 3 months - Children	14	110	12.7%	12.3%	13.0%	12.0%
% of FP17s for the same patient ID Re-attending within 3 months - Adults	91	486	18.7%	15.5%	16.6%	16.0%
% of FP17s for the same patient ID Re-attending between 3 & 9 months - Children	52	110	47.3%	54.6%	59.5%	58.0%
% of FP17s for the same patient ID Re-attending between 3 & 9 months - Adults	214	486	44.0%	50.8%	53.1%	50.9%
% of FP17s for Band 1 Urgent Courses	67	466	14.4%	8.9%	9.3%	9.1%
% of FP17s Relating to Free Repair or Replacements	2	466	0.4%	1.2%	1.0%	0.8%
% of FP17s Relating to Continuations	10	466	2.1%	1.6%	1.3%	1.1%
% of Patients satisfied with the dentistry they have received	5	6	N/A	90.5%	91.9%	91.7%
% of Patients satisfied with the time they had to wait for an appointment	6	6	N/A	87.1%	88.7%	88.0%

* This is based on patients treated on this contract for their most recent course of treatment. Figures in italics indicate the base number of FP17s or Patient Questionnaire responses are less than 100. N/A is shown where the base number of responses is less than 10 during the period. % is calculated as Quantity/Base number*100

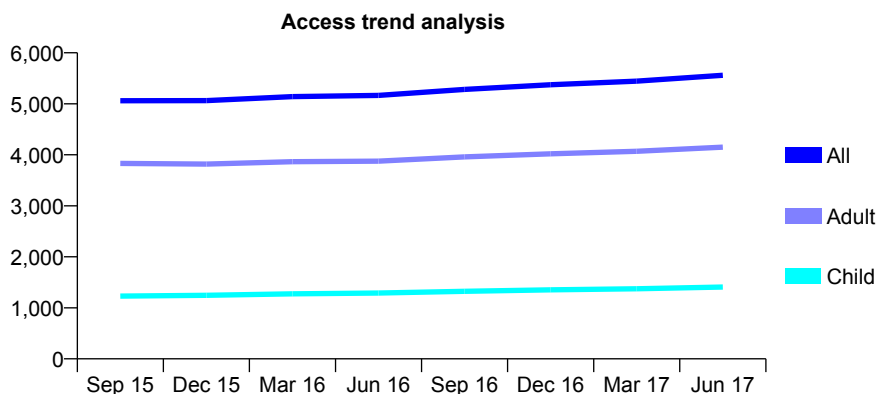
Q45 - Vital Signs At a Glance Contract Report for 399671/0001 - June 2017

Name or company name	MR N SUGGETT
Contract type name	GDS Contract
Purpose of contract	General
Contract start date	20/12/2010
Contract end date	

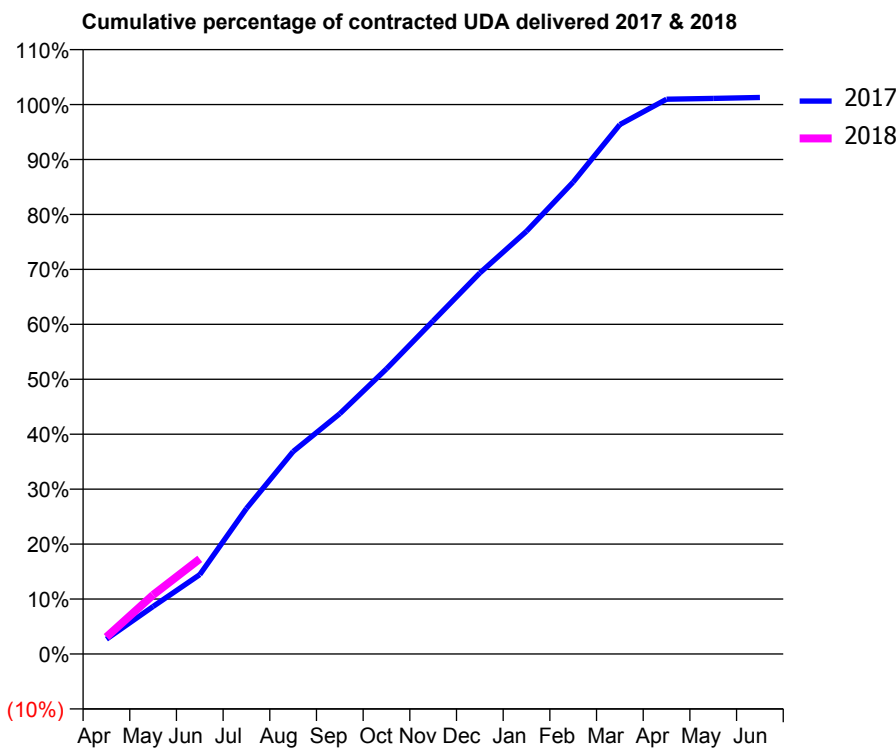
17/18 Contracted general activity (UDA)	18,907
Carry forward general activity (UDA)	0
17/18 Contracted orthodontic activity (UOA)	0
Carry forward orthodontic activity (UOA)	0
Baseline contract value	£418,392.91

ACCESS*

Patients seen in 24 months	Total	Change since previous quarter
Quarter ending June 2016	5,166	
Quarter ending September 2016	5,283	↑
Quarter ending December 2016	5,373	→
Quarter ending March 2017	5,444	→
Quarter ending June 2017	5,559	↑
Variance since June 2016	7.6%	↑



ACTIVITY



Month	Adjusted Scheduled Activity (UDA)	
	2017	2018
April	511	586
May	1,634	2,034
June	2,731	3,275
July	5,009	
August	6,967	
September	8,272	
October	9,811	
November	11,462	
December	13,111	
January	14,546	
February	16,241	
March	18,215	
April	19,090	
May	19,117	
June	19,149	

QUALITY

	Quantity	Base Number	Contract	AT	Region	England
% of FP17s for the same patient ID Re-attending within 3 months - Children	34	458	7.4%	12.3%	13.0%	12.0%
% of FP17s for the same patient ID Re-attending within 3 months - Adults	116	1,212	9.6%	15.5%	16.6%	16.0%
% of FP17s for the same patient ID Re-attending between 3 & 9 months - Children	245	458	53.5%	54.6%	59.5%	58.0%
% of FP17s for the same patient ID Re-attending between 3 & 9 months - Adults	650	1,212	53.6%	50.8%	53.1%	50.9%
% of FP17s for Band 1 Urgent Courses	91	1,334	6.8%	8.9%	9.3%	9.1%
% of FP17s Relating to Free Repair or Replacements	9	1,334	0.7%	1.2%	1.0%	0.8%
% of FP17s Relating to Continuations	8	1,334	0.6%	1.6%	1.3%	1.1%
% of Patients satisfied with the dentistry they have received	11	12	91.7%	90.5%	91.9%	91.7%
% of Patients satisfied with the time they had to wait for an appointment	10	12	83.3%	87.1%	88.7%	88.0%

* This is based on patients treated on this contract for their most recent course of treatment. Figures in italics indicate the base number of FP17s or Patient Questionnaire responses are less than 100. N/A is shown where the base number of responses is less than 10 during the period. % is calculated as Quantity/Base number*100

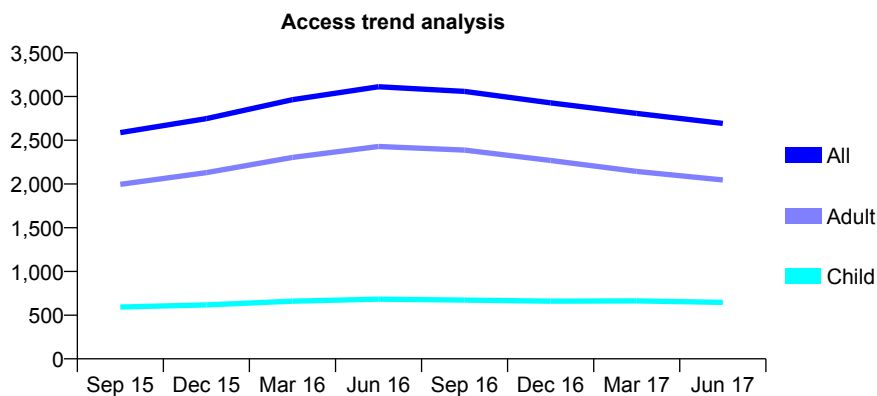
Q45 - Vital Signs At a Glance Contract Report for 462373/0001 - June 2017

Name or company name	MR A AL-MORHIBY
Contract type name	GDS Contract
Purpose of contract	General
Contract start date	01/07/2014
Contract end date	

17/18 Contracted general activity (UDA)	14,089
Carry forward general activity (UDA)	0
17/18 Contracted orthodontic activity (UOA)	0
Carry forward orthodontic activity (UOA)	0
Baseline contract value	£367,422.46

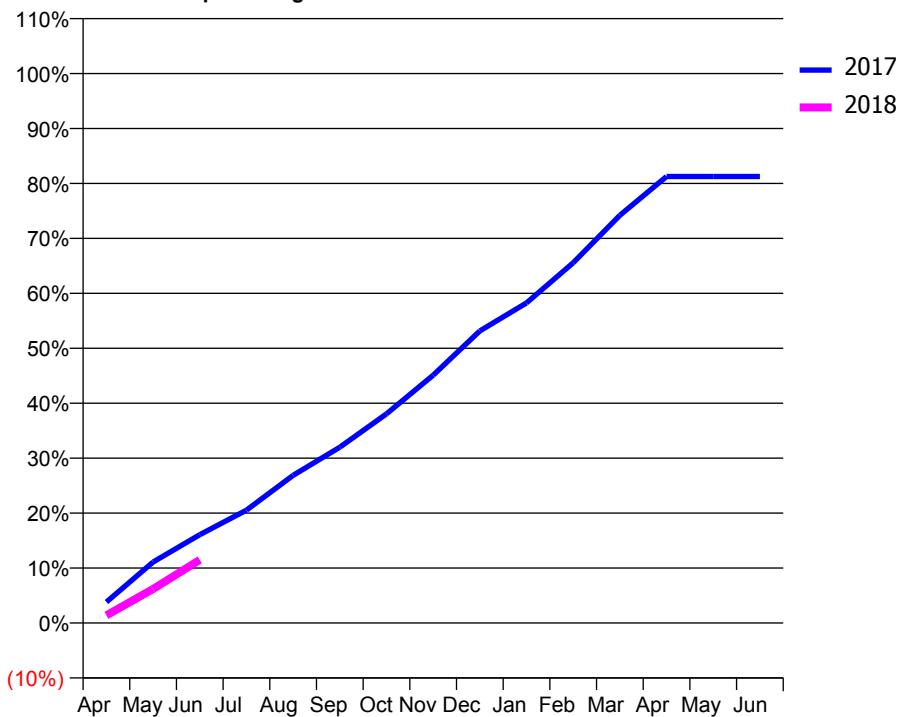
ACCESS*

Patients seen in 24 months	Total	Change since previous quarter
Quarter ending June 2016	3,112	
Quarter ending September 2016	3,059	↓
Quarter ending December 2016	2,927	↓
Quarter ending March 2017	2,807	↓
Quarter ending June 2017	2,692	↓
Variance since June 2016	(13.5%)	↓



ACTIVITY

Cumulative percentage of contracted UDA delivered 2017 & 2018



Adjusted Scheduled Activity (UDA)

Month	2017	2018
April	538	198
May	1,563	874
June	2,263	1,617
July	2,894	
August	3,788	
September	4,508	
October	5,361	
November	6,353	
December	7,488	
January	8,208	
February	9,236	
March	10,452	
April	11,448	
May	11,448	
June	11,448	

QUALITY

	Quantity	Base Number	Contract	AT	Region	England
% of FP17s for the same patient ID Re-attending within 3 months - Children	15	193	7.8%	12.3%	13.0%	12.0%
% of FP17s for the same patient ID Re-attending within 3 months - Adults	164	640	25.6%	15.5%	16.6%	16.0%
% of FP17s for the same patient ID Re-attending between 3 & 9 months - Children	89	193	46.1%	54.6%	59.5%	58.0%
% of FP17s for the same patient ID Re-attending between 3 & 9 months - Adults	260	640	40.6%	50.8%	53.1%	50.9%
% of FP17s for Band 1 Urgent Courses	141	605	23.3%	8.9%	9.3%	9.1%
% of FP17s Relating to Free Repair or Replacements	3	605	0.5%	1.2%	1.0%	0.8%
% of FP17s Relating to Continuations	17	605	2.8%	1.6%	1.3%	1.1%
% of Patients satisfied with the dentistry they have received	8	11	72.7%	90.5%	91.9%	91.7%
% of Patients satisfied with the time they had to wait for an appointment	10	11	90.9%	87.1%	88.7%	88.0%

* This is based on patients treated on this contract for their most recent course of treatment. Figures in italics indicate the base number of FP17s or Patient Questionnaire responses are less than 100. N/A is shown where the base number of responses is less than 10 during the period. % is calculated as Quantity/Base number*100

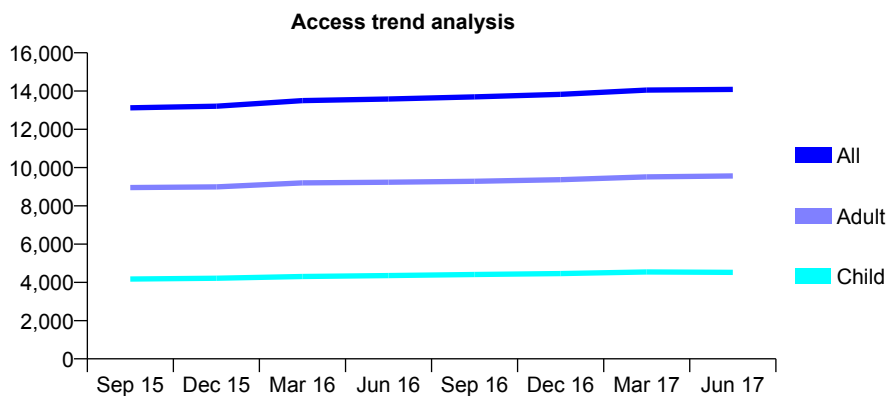
Q45 - Vital Signs At a Glance Contract Report for 569992/0001 - June 2017

Name or company name	Mr Michael Stanley Hulley
Contract type name	GDS Contract
Purpose of contract	General
Contract start date	01/04/2006
Contract end date	

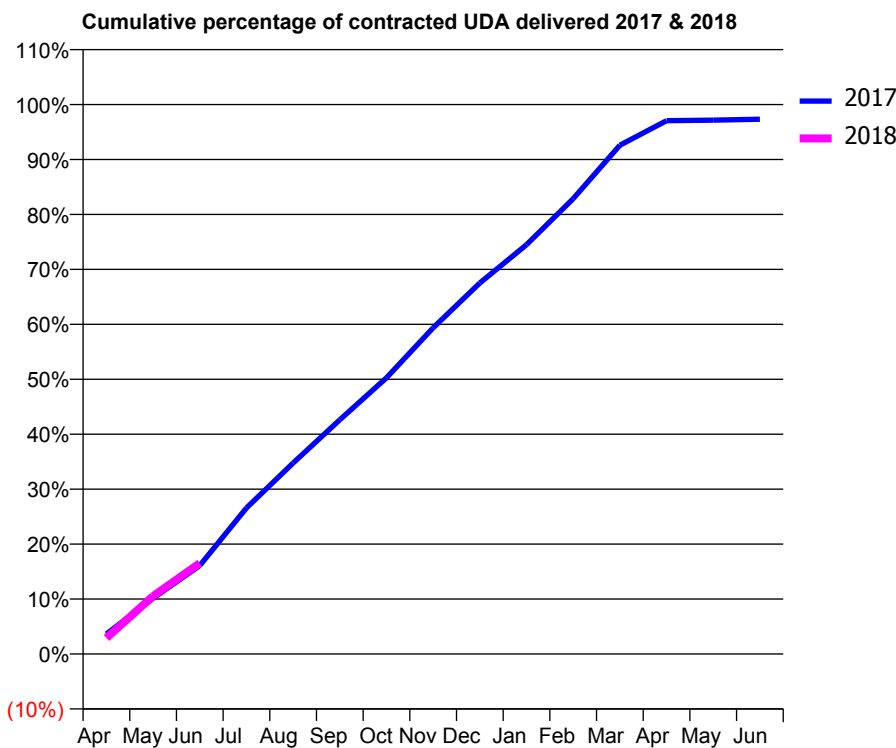
17/18 Contracted general activity (UDA)	42,999
Carry forward general activity (UDA)	0
17/18 Contracted orthodontic activity (UOA)	0
Carry forward orthodontic activity (UOA)	0
Baseline contract value	£1,030,772.18

ACCESS*

Patients seen in 24 months	Total	Change since previous quarter
Quarter ending June 2016	13,584	
Quarter ending September 2016	13,693	→
Quarter ending December 2016	13,826	→
Quarter ending March 2017	14,054	→
Quarter ending June 2017	14,085	→
Variance since June 2016	3.7%	↑



ACTIVITY



Month	Adjusted Scheduled Activity (UDA)	
	2017	2018
April	1,567	1,258
May	4,363	4,537
June	6,920	7,115
July	11,435	
August	14,947	
September	18,332	
October	21,620	
November	25,528	
December	29,033	
January	32,025	
February	35,625	
March	39,816	
April	41,729	
May	41,775	
June	41,851	

QUALITY

	Quantity	Base Number	Contract	AT	Region	England
% of FP17s for the same patient ID Re-attending within 3 months - Children	153	1,688	9.1%	12.3%	13.0%	12.0%
% of FP17s for the same patient ID Re-attending within 3 months - Adults	479	3,013	15.9%	15.5%	16.6%	16.0%
% of FP17s for the same patient ID Re-attending between 3 & 9 months - Children	1,106	1,688	65.5%	54.6%	59.5%	58.0%
% of FP17s for the same patient ID Re-attending between 3 & 9 months - Adults	1,513	3,013	50.2%	50.8%	53.1%	50.9%
% of FP17s for Band 1 Urgent Courses	490	3,796	12.9%	8.9%	9.3%	9.1%
% of FP17s Relating to Free Repair or Replacements	156	3,796	4.1%	1.2%	1.0%	0.8%
% of FP17s Relating to Continuations	43	3,796	1.1%	1.6%	1.3%	1.1%
% of Patients satisfied with the dentistry they have received	26	28	92.9%	90.5%	91.9%	91.7%
% of Patients satisfied with the time they had to wait for an appointment	28	28	100.0%	87.1%	88.7%	88.0%

* This is based on patients treated on this contract for their most recent course of treatment. Figures in italics indicate the base number of FP17s or Patient Questionnaire responses are less than 100. N/A is shown where the base number of responses is less than 10 during the period. % is calculated as Quantity/Base number*100

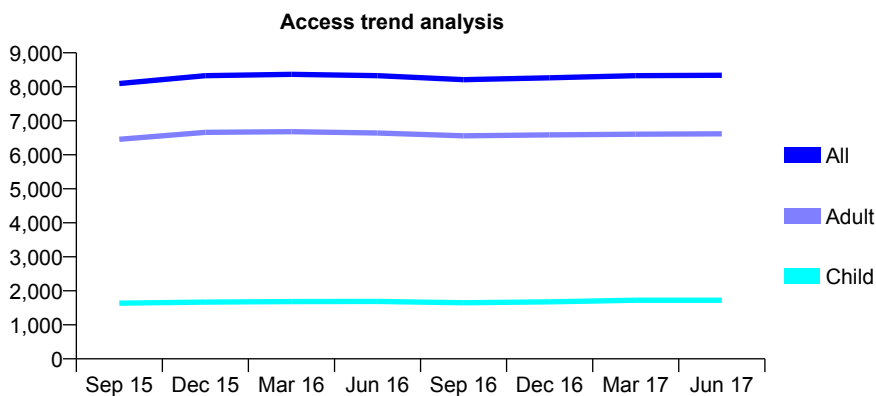
Q45 - Vital Signs At a Glance Contract Report for 572926/0001 - June 2017

Name or company name	Avante Dental Care Partnership
Contract type name	GDS Contract
Purpose of contract	General and Orthodontic
Contract start date	01/04/2006
Contract end date	

17/18 Contracted general activity (UDA)	27,440
Carry forward general activity (UDA)	0
17/18 Contracted orthodontic activity (UOA)	274
Carry forward orthodontic activity (UOA)	0
Baseline contract value	£666,506.05

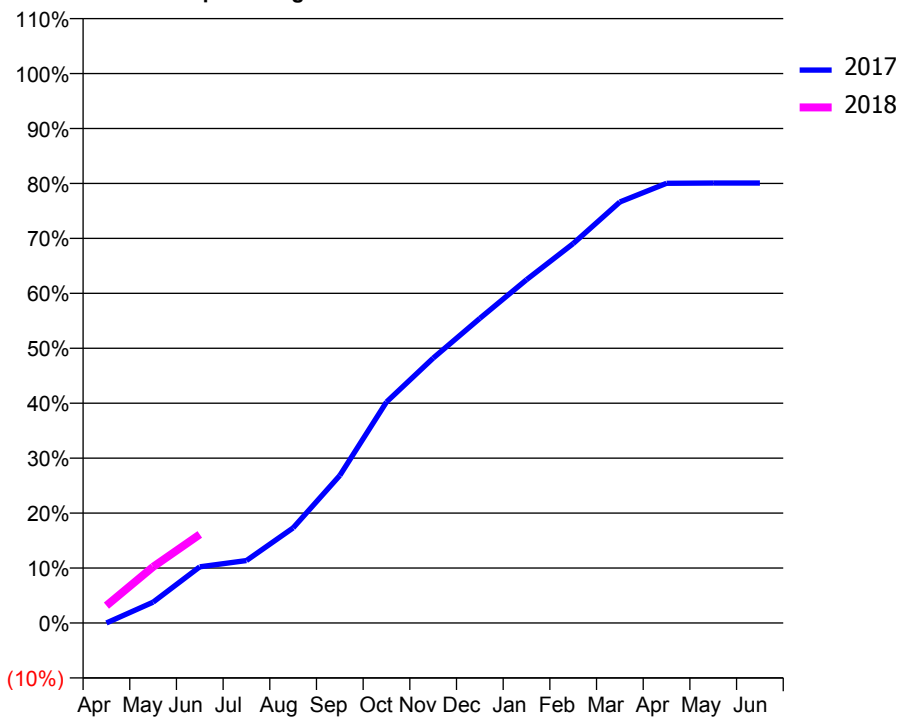
ACCESS*

Patients seen in 24 months	Total	Change since previous quarter
Quarter ending June 2016	8,328	
Quarter ending September 2016	8,209	↓
Quarter ending December 2016	8,266	→
Quarter ending March 2017	8,326	→
Quarter ending June 2017	8,339	→
Variance since June 2016	0.1%	→



ACTIVITY

Cumulative percentage of contracted UDA delivered 2017 & 2018



Month	Adjusted Scheduled Activity (UDA)	
	2017	2018
April	0	866
May	1,043	2,808
June	2,804	4,426
July	3,121	
August	4,748	
September	7,369	
October	11,038	
November	13,227	
December	15,210	
January	17,140	
February	18,946	
March	21,025	
April	21,957	
May	21,969	
June	21,969	

QUALITY

	Quantity	Base Number	Contract	AT	Region	England
% of FP17s for the same patient ID Re-attending within 3 months - Children	53	631	8.4%	12.3%	13.0%	12.0%
% of FP17s for the same patient ID Re-attending within 3 months - Adults	320	2,366	13.5%	15.5%	16.6%	16.0%
% of FP17s for the same patient ID Re-attending between 3 & 9 months - Children	408	631	64.7%	54.6%	59.5%	58.0%
% of FP17s for the same patient ID Re-attending between 3 & 9 months - Adults	1,505	2,366	63.6%	50.8%	53.1%	50.9%
% of FP17s for Band 1 Urgent Courses	135	2,518	5.4%	8.9%	9.3%	9.1%
% of FP17s Relating to Free Repair or Replacements	23	2,518	0.9%	1.2%	1.0%	0.8%
% of FP17s Relating to Continuations	55	2,518	2.2%	1.6%	1.3%	1.1%
% of Patients satisfied with the dentistry they have received	20	23	87.0%	90.5%	91.9%	91.7%
% of Patients satisfied with the time they had to wait for an appointment	19	23	82.6%	87.1%	88.7%	88.0%

* This is based on patients treated on this contract for their most recent course of treatment. Figures in italics indicate the base number of FP17s or Patient Questionnaire responses are less than 100. N/A is shown where the base number of responses is less than 10 during the period. % is calculated as Quantity/Base number*100

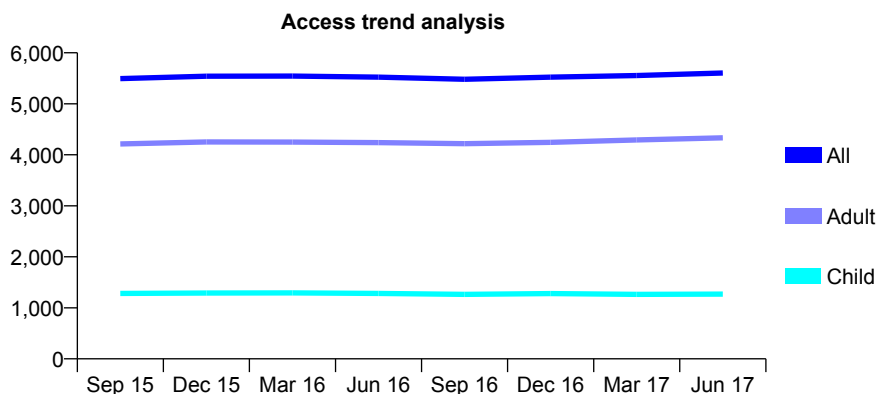
Q45 - Vital Signs At a Glance Contract Report for 576549/0001 - June 2017

Name or company name	Ashby and Atkinson
Contract type name	GDS Contract
Purpose of contract	General
Contract start date	01/04/2006
Contract end date	

17/18 Contracted general activity (UDA)	13,993
Carry forward general activity (UDA)	0
17/18 Contracted orthodontic activity (UOA)	0
Carry forward orthodontic activity (UOA)	0
Baseline contract value	£385,256.93

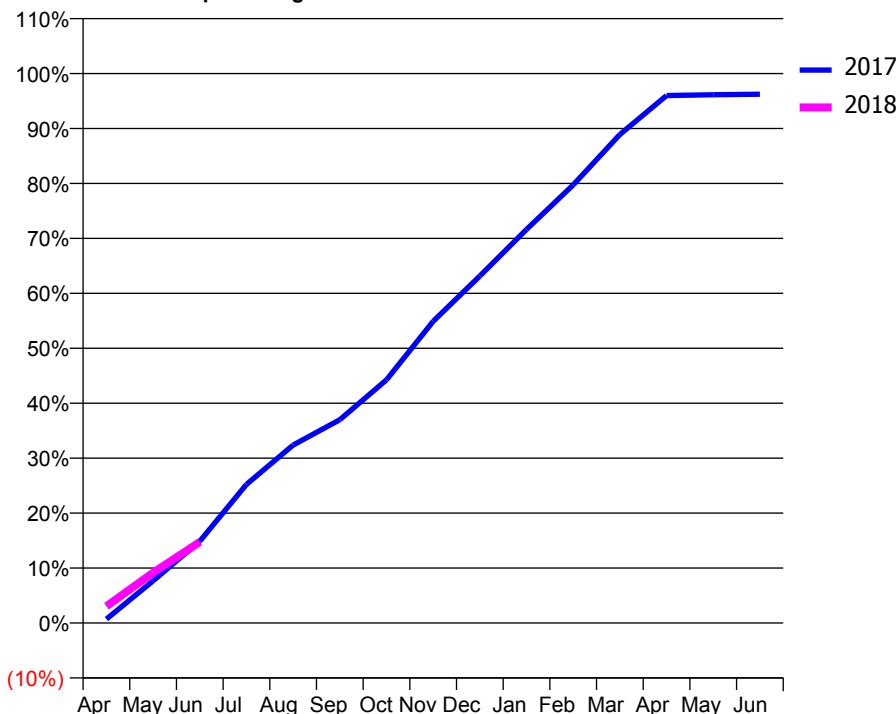
ACCESS*

Patients seen in 24 months	Total	Change since previous quarter
Quarter ending June 2016	5,522	
Quarter ending September 2016	5,481	→
Quarter ending December 2016	5,524	→
Quarter ending March 2017	5,555	→
Quarter ending June 2017	5,603	→
Variance since June 2016	1.5%	→



ACTIVITY

Cumulative percentage of contracted UDA delivered 2017 & 2018



Month	Adjusted Scheduled Activity (UDA)	
	2017	2018
April	101	425
May	1,076	1,283
June	2,082	2,064
July	3,529	
August	4,533	
September	5,177	
October	6,190	
November	7,684	
December	8,838	
January	10,021	
February	11,156	
March	12,441	
April	13,431	
May	13,451	
June	13,464	

QUALITY

	Quantity	Base Number	Contract	AT	Region	England
% of FP17s for the same patient ID Re-attending within 3 months - Children	36	478	7.5%	12.3%	13.0%	12.0%
% of FP17s for the same patient ID Re-attending within 3 months - Adults	178	1,258	14.1%	15.5%	16.6%	16.0%
% of FP17s for the same patient ID Re-attending between 3 & 9 months - Children	310	478	64.9%	54.6%	59.5%	58.0%
% of FP17s for the same patient ID Re-attending between 3 & 9 months - Adults	571	1,258	45.4%	50.8%	53.1%	50.9%
% of FP17s for Band 1 Urgent Courses	79	1,127	7.0%	8.9%	9.3%	9.1%
% of FP17s Relating to Free Repair or Replacements	17	1,127	1.5%	1.2%	1.0%	0.8%
% of FP17s Relating to Continuations	17	1,127	1.5%	1.6%	1.3%	1.1%
% of Patients satisfied with the dentistry they have received	17	19	89.5%	90.5%	91.9%	91.7%
% of Patients satisfied with the time they had to wait for an appointment	16	19	84.2%	87.1%	88.7%	88.0%

* This is based on patients treated on this contract for their most recent course of treatment. Figures in italics indicate the base number of FP17s or Patient Questionnaire responses are less than 100. N/A is shown where the base number of responses is less than 10 during the period. % is calculated as Quantity/Base number*100

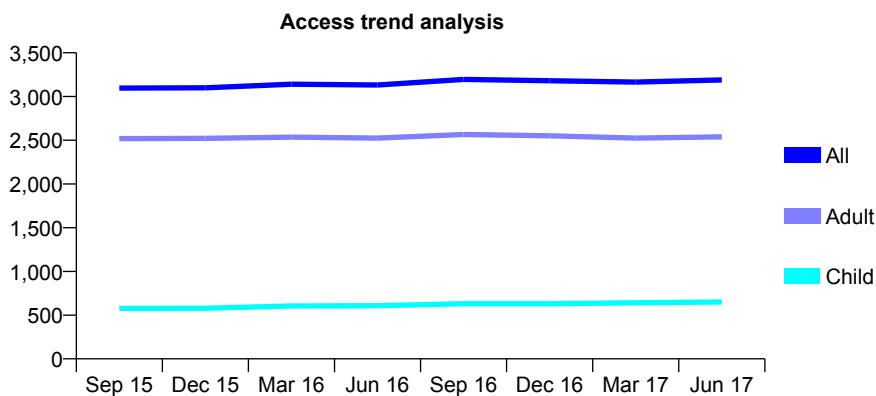
Q45 - Vital Signs At a Glance Contract Report for 603252/0001 - June 2017

Name or company name	MRS S BEDI
Contract type name	GDS Contract
Purpose of contract	General
Contract start date	01/01/2011
Contract end date	

17/18 Contracted general activity (UDA)	9,825
Carry forward general activity (UDA)	0
17/18 Contracted orthodontic activity (UOA)	0
Carry forward orthodontic activity (UOA)	0
Baseline contract value	£263,159.78

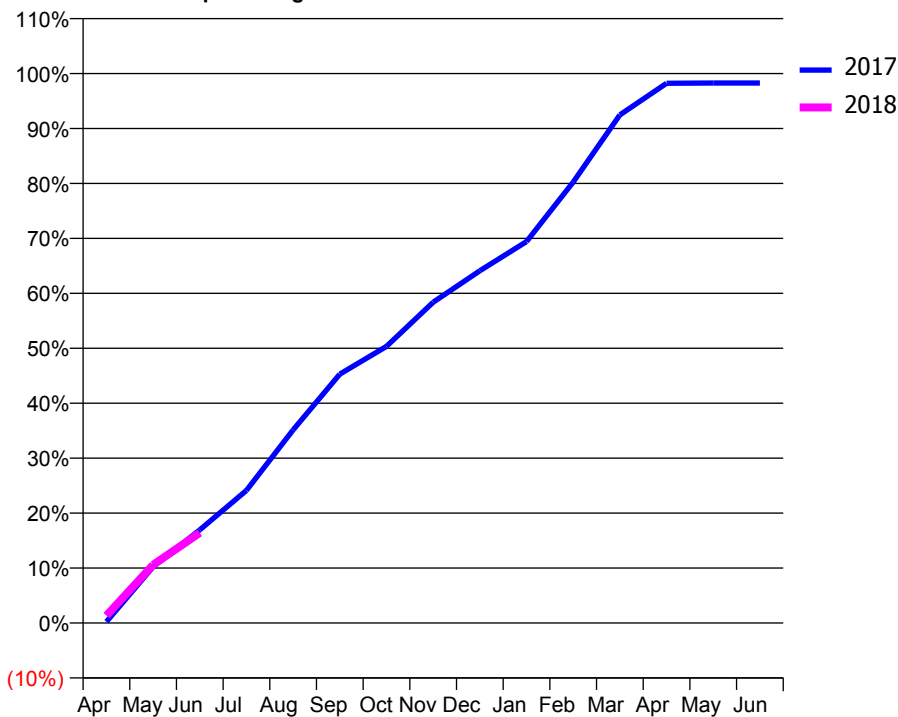
ACCESS*

Patients seen in 24 months	Total	Change since previous quarter
Quarter ending June 2016	3,132	
Quarter ending September 2016	3,196	↑
Quarter ending December 2016	3,181	→
Quarter ending March 2017	3,166	→
Quarter ending June 2017	3,189	→
Variance since June 2016	1.8%	→



ACTIVITY

Cumulative percentage of contracted UDA delivered 2017 & 2018



Month	Adjusted Scheduled Activity (UDA)	
	2017	2018
April	22	132
May	1,004	1,040
June	1,664	1,614
July	2,371	
August	3,454	
September	4,451	
October	4,946	
November	5,736	
December	6,298	
January	6,819	
February	7,884	
March	9,086	
April	9,650	
May	9,655	
June	9,656	

QUALITY

	Quantity	Base Number	Contract	AT	Region	England
% of FP17s for the same patient ID Re-attending within 3 months - Children	27	239	11.3%	12.3%	13.0%	12.0%
% of FP17s for the same patient ID Re-attending within 3 months - Adults	128	927	13.8%	15.5%	16.6%	16.0%
% of FP17s for the same patient ID Re-attending between 3 & 9 months - Children	147	239	61.5%	54.6%	59.5%	58.0%
% of FP17s for the same patient ID Re-attending between 3 & 9 months - Adults	617	927	66.6%	50.8%	53.1%	50.9%
% of FP17s for Band 1 Urgent Courses	54	908	5.9%	8.9%	9.3%	9.1%
% of FP17s Relating to Free Repair or Replacements	9	908	1.0%	1.2%	1.0%	0.8%
% of FP17s Relating to Continuations	12	908	1.3%	1.6%	1.3%	1.1%
% of Patients satisfied with the dentistry they have received	56	59	94.9%	90.5%	91.9%	91.7%
% of Patients satisfied with the time they had to wait for an appointment	55	59	93.2%	87.1%	88.7%	88.0%

* This is based on patients treated on this contract for their most recent course of treatment. Figures in italics indicate the base number of FP17s or Patient Questionnaire responses are less than 100. N/A is shown where the base number of responses is less than 10 during the period. % is calculated as Quantity/Base number*100

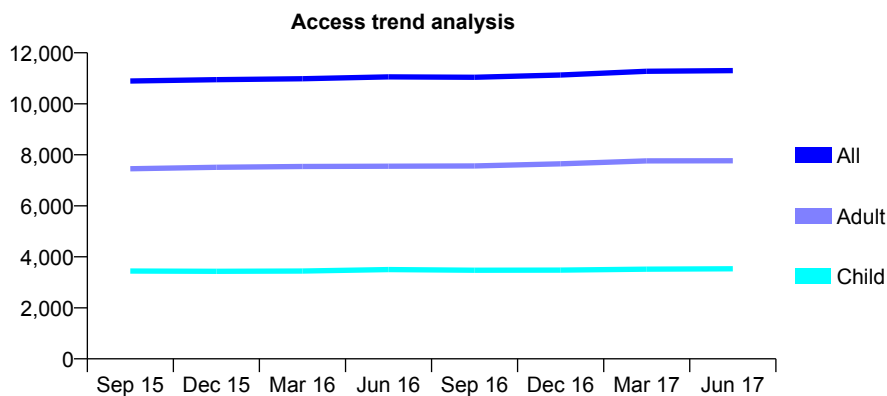
Q45 - Vital Signs At a Glance Contract Report for 629758/0001 - June 2017

Name or company name	MISS HJ ALMOND
Contract type name	GDS Contract
Purpose of contract	General
Contract start date	01/04/2006
Contract end date	

17/18 Contracted general activity (UDA)	35,817
Carry forward general activity (UDA)	0
17/18 Contracted orthodontic activity (UOA)	0
Carry forward orthodontic activity (UOA)	0
Baseline contract value	£948,963.11

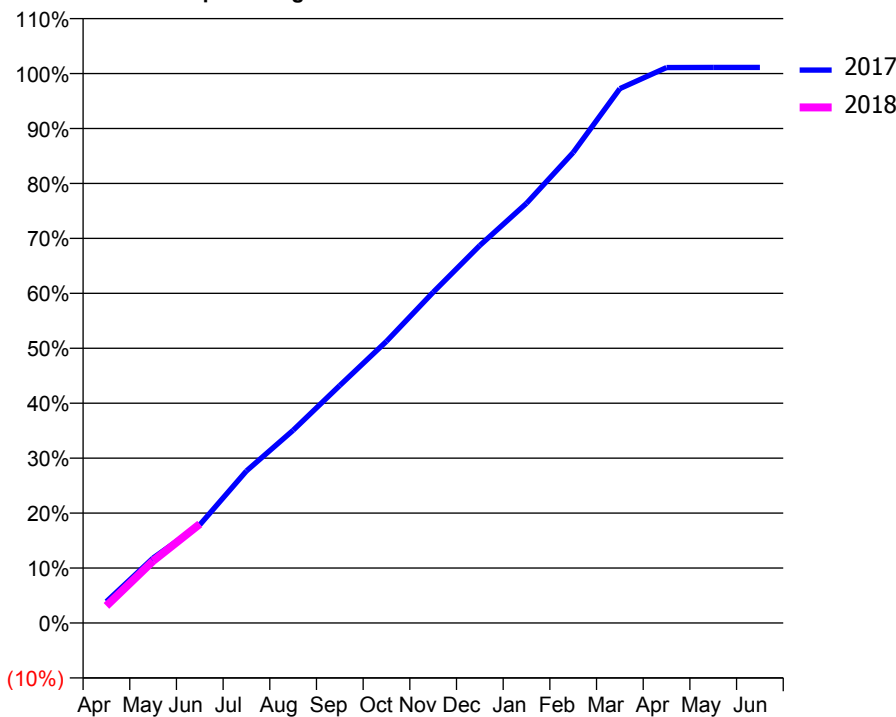
ACCESS*

Patients seen in 24 months	Total	Change since previous quarter
Quarter ending June 2016	11,056	
Quarter ending September 2016	11,041	→
Quarter ending December 2016	11,127	→
Quarter ending March 2017	11,276	→
Quarter ending June 2017	11,300	→
Variance since June 2016	2.2%	↑



ACTIVITY

Cumulative percentage of contracted UDA delivered 2017 & 2018



Month	Adjusted Scheduled Activity (UDA)	
	2017	2018
April	1,396	1,119
May	4,238	4,042
June	6,400	6,451
July	9,908	
August	12,557	
September	15,476	
October	18,352	
November	21,552	
December	24,597	
January	27,347	
February	30,652	
March	34,817	
April	36,192	
May	36,199	
June	36,199	

QUALITY

	Quantity	Base Number	Contract	AT	Region	England
% of FP17s for the same patient ID Re-attending within 3 months - Children	117	1,149	10.2%	12.3%	13.0%	12.0%
% of FP17s for the same patient ID Re-attending within 3 months - Adults	386	2,426	15.9%	15.5%	16.6%	16.0%
% of FP17s for the same patient ID Re-attending between 3 & 9 months - Children	636	1,149	55.4%	54.6%	59.5%	58.0%
% of FP17s for the same patient ID Re-attending between 3 & 9 months - Adults	1,302	2,426	53.7%	50.8%	53.1%	50.9%
% of FP17s for Band 1 Urgent Courses	163	2,770	5.9%	8.9%	9.3%	9.1%
% of FP17s Relating to Free Repair or Replacements	60	2,770	2.2%	1.2%	1.0%	0.8%
% of FP17s Relating to Continuations	95	2,770	3.4%	1.6%	1.3%	1.1%
% of Patients satisfied with the dentistry they have received	20	25	80.0%	90.5%	91.9%	91.7%
% of Patients satisfied with the time they had to wait for an appointment	22	25	88.0%	87.1%	88.7%	88.0%

* This is based on patients treated on this contract for their most recent course of treatment. Figures in italics indicate the base number of FP17s or Patient Questionnaire responses are less than 100. N/A is shown where the base number of responses is less than 10 during the period. % is calculated as Quantity/Base number*100

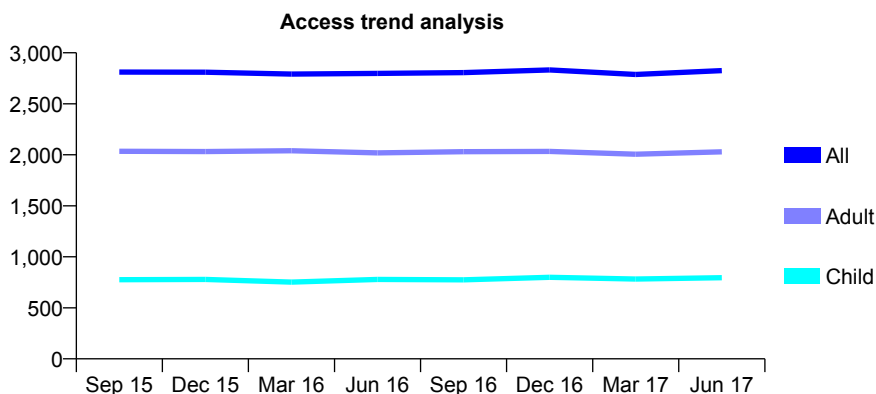
Q45 - Vital Signs At a Glance Contract Report for 630500/0001 - June 2017

Name or company name	MR NP PLAHE
Contract type name	GDS Contract
Purpose of contract	General
Contract start date	01/04/2006
Contract end date	

17/18 Contracted general activity (UDA)	7,723
Carry forward general activity (UDA)	0
17/18 Contracted orthodontic activity (UOA)	0
Carry forward orthodontic activity (UOA)	0
Baseline contract value	£180,490.09

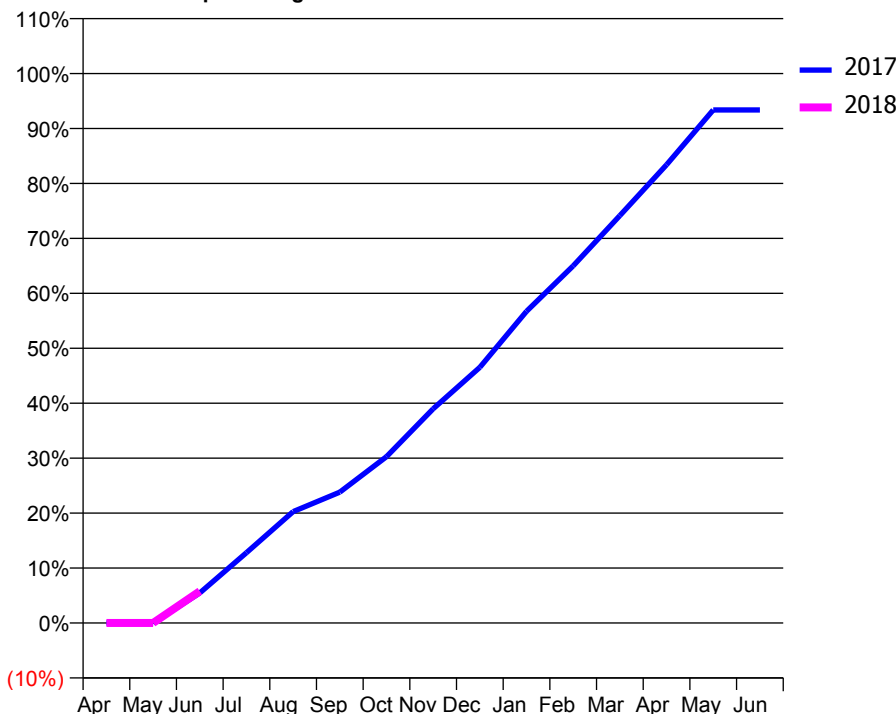
ACCESS*

Patients seen in 24 months	Total	Change since previous quarter
Quarter ending June 2016	2,798	
Quarter ending September 2016	2,806	→
Quarter ending December 2016	2,832	→
Quarter ending March 2017	2,788	↓
Quarter ending June 2017	2,825	→
Variance since June 2016	1.0%	→



ACTIVITY

Cumulative percentage of contracted UDA delivered 2017 & 2018



Adjusted Scheduled Activity (UDA)

Month	2017	2018
April	0	0
May	0	0
June	422	447
July	988	
August	1,567	
September	1,839	
October	2,338	
November	3,012	
December	3,594	
January	4,382	
February	5,020	
March	5,727	
April	6,441	
May	7,211	
June	7,211	

QUALITY

	Quantity	Base Number	Contract	AT	Region	England
% of FP17s for the same patient ID Re-attending within 3 months - Children	7	259	2.7%	12.3%	13.0%	12.0%
% of FP17s for the same patient ID Re-attending within 3 months - Adults	86	605	14.2%	15.5%	16.6%	16.0%
% of FP17s for the same patient ID Re-attending between 3 & 9 months - Children	93	259	35.9%	54.6%	59.5%	58.0%
% of FP17s for the same patient ID Re-attending between 3 & 9 months - Adults	220	605	36.4%	50.8%	53.1%	50.9%
% of FP17s for Band 1 Urgent Courses	9	225	4.0%	8.9%	9.3%	9.1%
% of FP17s Relating to Free Repair or Replacements	3	225	1.3%	1.2%	1.0%	0.8%
% of FP17s Relating to Continuations	8	225	3.6%	1.6%	1.3%	1.1%
% of Patients satisfied with the dentistry they have received	9	9	N/A	90.5%	91.9%	91.7%
% of Patients satisfied with the time they had to wait for an appointment	6	9	N/A	87.1%	88.7%	88.0%

* This is based on patients treated on this contract for their most recent course of treatment. Figures in italics indicate the base number of FP17s or Patient Questionnaire responses are less than 100. N/A is shown where the base number of responses is less than 10 during the period. % is calculated as Quantity/Base number*100

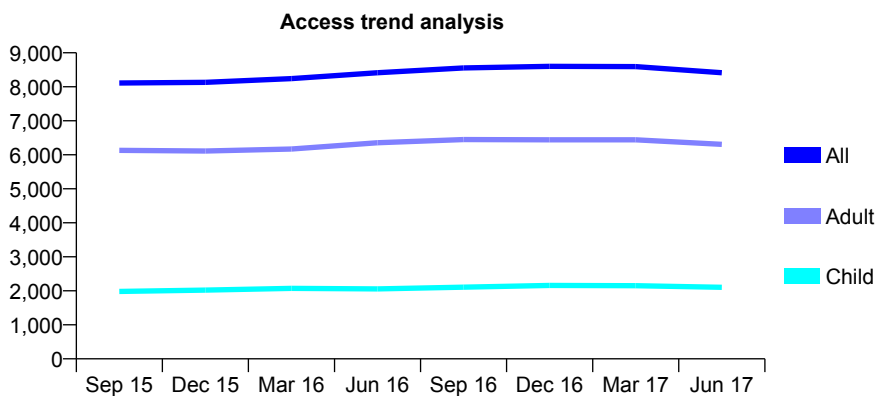
Q45 - Vital Signs At a Glance Contract Report for 636827/0002 - June 2017

Name or company name	MR OS DHANOYA
Contract type name	Pilot Contract
Purpose of contract	General
Contract start date	01/04/2006
Contract end date	

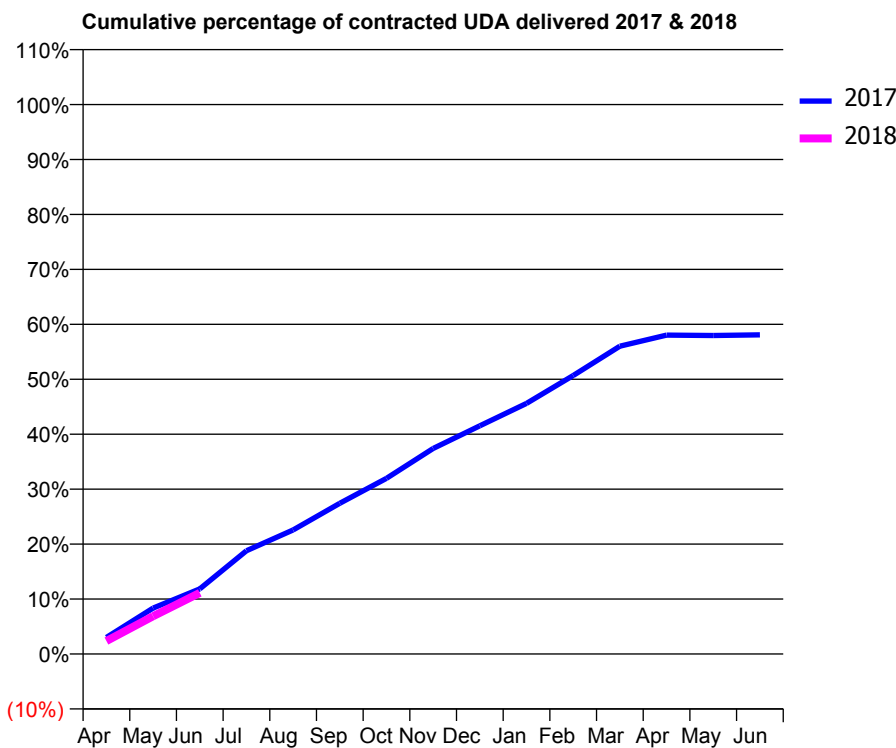
17/18 Contracted general activity (UDA)	30,842
Carry forward general activity (UDA)	0
17/18 Contracted orthodontic activity (UOA)	0
Carry forward orthodontic activity (UOA)	0
Baseline contract value	£863,497.67

ACCESS*

Patients seen in 24 months	Total	Change since previous quarter
Quarter ending June 2016	8,412	
Quarter ending September 2016	8,556	→
Quarter ending December 2016	8,600	→
Quarter ending March 2017	8,594	→
Quarter ending June 2017	8,412	↓
Variance since June 2016	0.0%	→



ACTIVITY



Month	Adjusted Scheduled Activity (UDA)	
	2017	2018
April	931	733
May	2,576	2,125
June	3,653	3,432
July	5,800	
August	6,965	
September	8,459	
October	9,860	
November	11,536	
December	12,813	
January	14,067	
February	15,631	
March	17,281	
April	17,901	
May	17,880	
June	17,911	

QUALITY

	Quantity	Base Number	Contract	AT	Region	England
% of FP17s for the same patient ID Re-attending within 3 months - Children	54	679	8.0%	12.3%	13.0%	12.0%
% of FP17s for the same patient ID Re-attending within 3 months - Adults	216	1,698	12.7%	15.5%	16.6%	16.0%
% of FP17s for the same patient ID Re-attending between 3 & 9 months - Children	355	679	52.3%	54.6%	59.5%	58.0%
% of FP17s for the same patient ID Re-attending between 3 & 9 months - Adults	724	1,698	42.6%	50.8%	53.1%	50.9%
% of FP17s for Band 1 Urgent Courses	153	1,684	9.1%	8.9%	9.3%	9.1%
% of FP17s Relating to Free Repair or Replacements	21	1,684	1.2%	1.2%	1.0%	0.8%
% of FP17s Relating to Continuations	1	1,684	0.1%	1.6%	1.3%	1.1%
% of Patients satisfied with the dentistry they have received	12	13	92.3%	90.5%	91.9%	91.7%
% of Patients satisfied with the time they had to wait for an appointment	12	13	92.3%	87.1%	88.7%	88.0%

* This is based on patients treated on this contract for their most recent course of treatment. Figures in italics indicate the base number of FP17s or Patient Questionnaire responses are less than 100. N/A is shown where the base number of responses is less than 10 during the period. % is calculated as Quantity/Base number*100

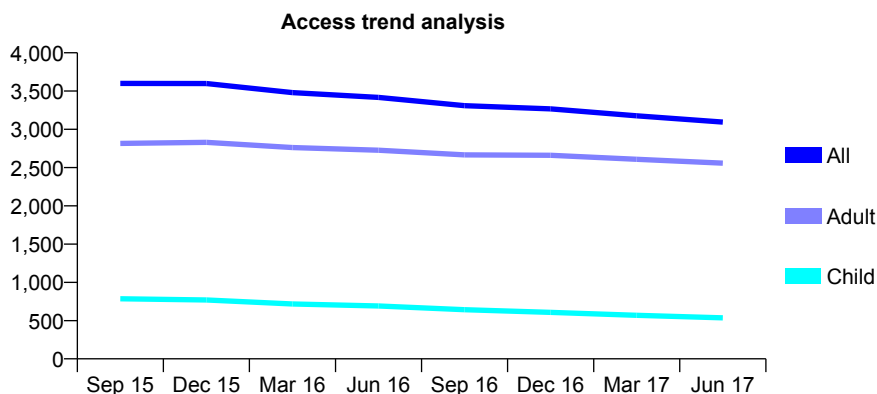
Q45 - Vital Signs At a Glance Contract Report for 642304/0001 - June 2017

Name or company name	MISS K HORNE
Contract type name	GDS Contract
Purpose of contract	General
Contract start date	01/04/2006
Contract end date	

17/18 Contracted general activity (UDA)	12,954
Carry forward general activity (UDA)	0
17/18 Contracted orthodontic activity (UOA)	0
Carry forward orthodontic activity (UOA)	0
Baseline contract value	£295,589.37

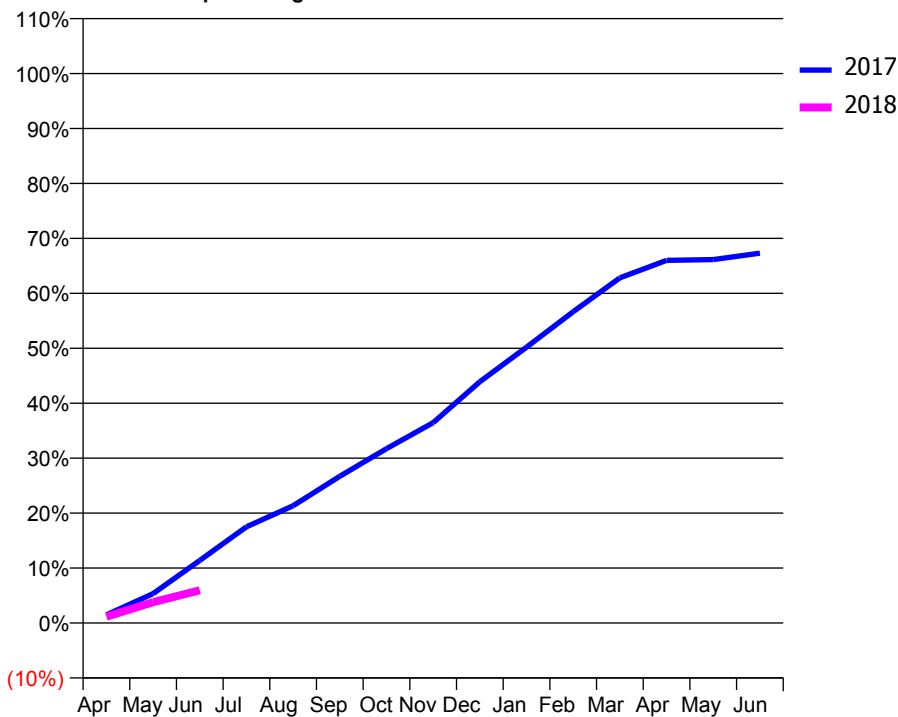
ACCESS*

Patients seen in 24 months	Total	Change since previous quarter
Quarter ending June 2016	3,417	
Quarter ending September 2016	3,309	↓
Quarter ending December 2016	3,267	↓
Quarter ending March 2017	3,177	↓
Quarter ending June 2017	3,094	↓
Variance since June 2016	(9.5%)	↓



ACTIVITY

Cumulative percentage of contracted UDA delivered 2017 & 2018



Month	Adjusted Scheduled Activity (UDA)	
	2017	2018
April	195	148
May	694	493
June	1,476	770
July	2,268	
August	2,764	
September	3,460	
October	4,111	
November	4,725	
December	5,688	
January	6,502	
February	7,338	
March	8,136	
April	8,550	
May	8,568	
June	8,719	

QUALITY

	Quantity	Base Number	Contract	AT	Region	England
% of FP17s for the same patient ID Re-attending within 3 months - Children	13	112	11.6%	12.3%	13.0%	12.0%
% of FP17s for the same patient ID Re-attending within 3 months - Adults	67	418	16.0%	15.5%	16.6%	16.0%
% of FP17s for the same patient ID Re-attending between 3 & 9 months - Children	30	112	26.8%	54.6%	59.5%	58.0%
% of FP17s for the same patient ID Re-attending between 3 & 9 months - Adults	107	418	25.6%	50.8%	53.1%	50.9%
% of FP17s for Band 1 Urgent Courses	77	317	24.3%	8.9%	9.3%	9.1%
% of FP17s Relating to Free Repair or Replacements	12	317	3.8%	1.2%	1.0%	0.8%
% of FP17s Relating to Continuations	10	317	3.2%	1.6%	1.3%	1.1%
% of Patients satisfied with the dentistry they have received	15	17	88.2%	90.5%	91.9%	91.7%
% of Patients satisfied with the time they had to wait for an appointment	16	17	94.1%	87.1%	88.7%	88.0%

* This is based on patients treated on this contract for their most recent course of treatment. Figures in italics indicate the base number of FP17s or Patient Questionnaire responses are less than 100. N/A is shown where the base number of responses is less than 10 during the period. % is calculated as Quantity/Base number*100

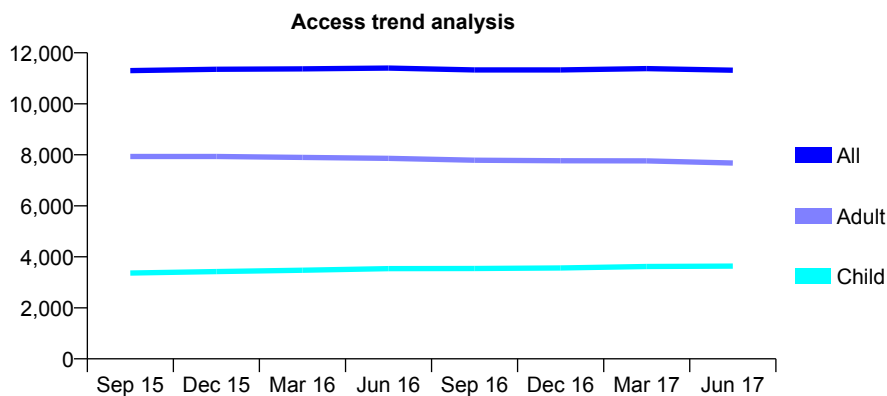
Q45 - Vital Signs At a Glance Contract Report for 650676/0001 - June 2017

Name or company name	MR PA AVERLEY
Contract type name	GDS Contract
Purpose of contract	General and Orthodontic
Contract start date	01/04/2006
Contract end date	

17/18 Contracted general activity (UDA)	44,674
Carry forward general activity (UDA)	0
17/18 Contracted orthodontic activity (UOA)	578
Carry forward orthodontic activity (UOA)	0
Baseline contract value	£1,444,609.67

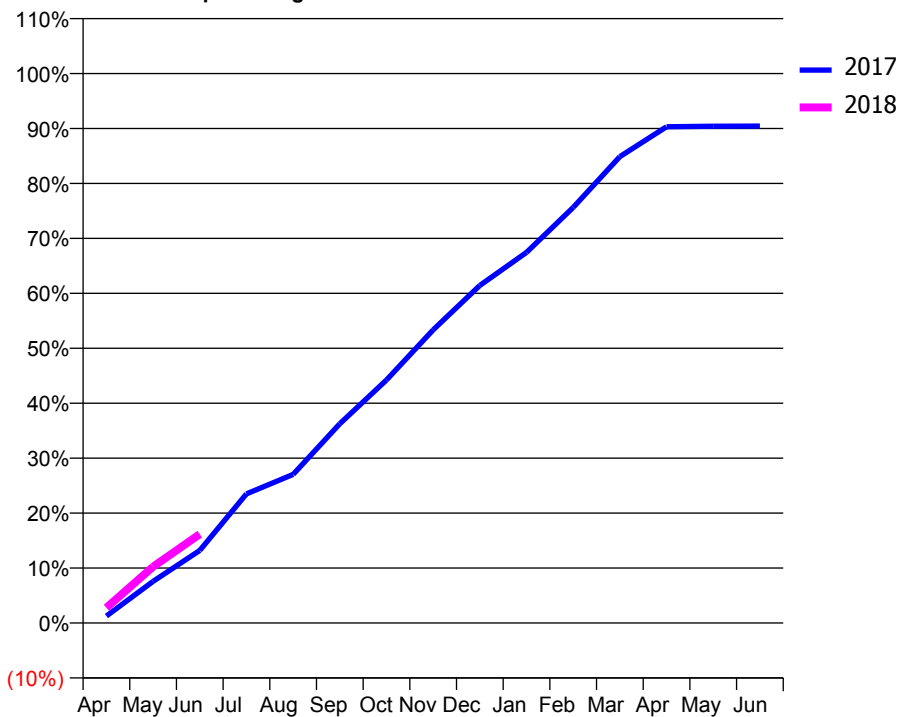
ACCESS*

Patients seen in 24 months	Total	Change since previous quarter
Quarter ending June 2016	11,400	
Quarter ending September 2016	11,329	→
Quarter ending December 2016	11,326	→
Quarter ending March 2017	11,383	→
Quarter ending June 2017	11,319	→
Variance since June 2016	(0.7%)	→



ACTIVITY

Cumulative percentage of contracted UDA delivered 2017 & 2018



Adjusted Scheduled Activity (UDA)

Month	2017	2018
April	569	1,244
May	3,388	4,582
June	5,904	7,227
July	10,498	
August	12,077	
September	16,201	
October	19,759	
November	23,835	
December	27,448	
January	30,128	
February	33,786	
March	37,919	
April	40,343	
May	40,390	
June	40,404	

QUALITY

	Quantity	Base Number	Contract	AT	Region	England
% of FP17s for the same patient ID Re-attending within 3 months - Children	127	1,416	9.0%	12.3%	13.0%	12.0%
% of FP17s for the same patient ID Re-attending within 3 months - Adults	474	3,109	15.2%	15.5%	16.6%	16.0%
% of FP17s for the same patient ID Re-attending between 3 & 9 months - Children	875	1,416	61.8%	54.6%	59.5%	58.0%
% of FP17s for the same patient ID Re-attending between 3 & 9 months - Adults	2,027	3,109	65.2%	50.8%	53.1%	50.9%
% of FP17s for Band 1 Urgent Courses	212	3,515	6.0%	8.9%	9.3%	9.1%
% of FP17s Relating to Free Repair or Replacements	37	3,515	1.1%	1.2%	1.0%	0.8%
% of FP17s Relating to Continuations	82	3,515	2.3%	1.6%	1.3%	1.1%
% of Patients satisfied with the dentistry they have received	23	24	95.8%	90.5%	91.9%	91.7%
% of Patients satisfied with the time they had to wait for an appointment	22	24	91.7%	87.1%	88.7%	88.0%

* This is based on patients treated on this contract for their most recent course of treatment. Figures in italics indicate the base number of FP17s or Patient Questionnaire responses are less than 100. N/A is shown where the base number of responses is less than 10 during the period. % is calculated as Quantity/Base number*100

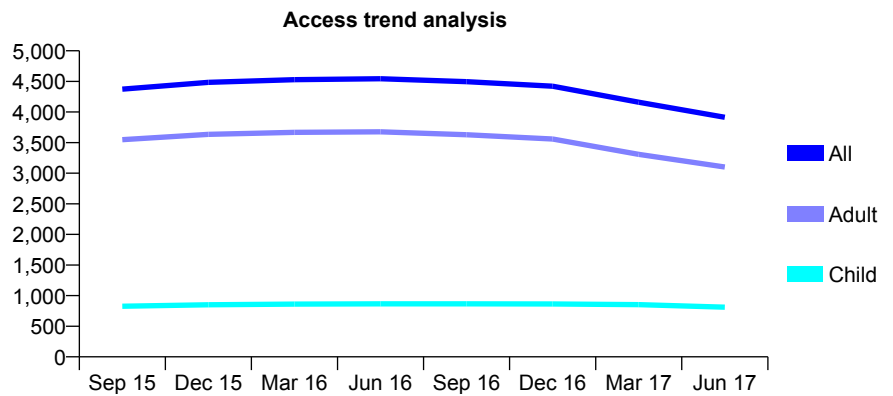
Q45 - Vital Signs At a Glance Contract Report for 652660/0001 - June 2017

Name or company name	MR LG ROBSON
Contract type name	GDS Contract
Purpose of contract	General
Contract start date	01/04/2006
Contract end date	

17/18 Contracted general activity (UDA)	13,861
Carry forward general activity (UDA)	0
17/18 Contracted orthodontic activity (UOA)	0
Carry forward orthodontic activity (UOA)	0
Baseline contract value	£357,539.56

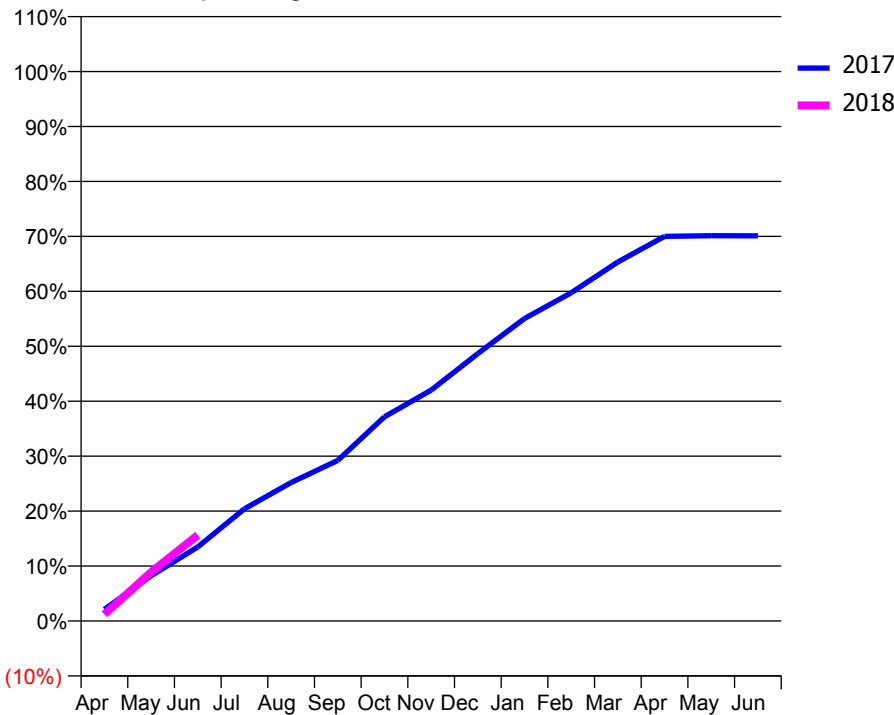
ACCESS*

Patients seen in 24 months	Total	Change since previous quarter
Quarter ending June 2016	4,543	
Quarter ending September 2016	4,495	↓
Quarter ending December 2016	4,422	↓
Quarter ending March 2017	4,161	↓
Quarter ending June 2017	3,914	↓
Variance since June 2016	(13.8%)	↓



ACTIVITY

Cumulative percentage of contracted UDA delivered 2017 & 2018



Month	Adjusted Scheduled Activity (UDA)	
	2017	2018
April	325	171
May	1,265	1,233
June	2,072	2,167
July	3,137	
August	3,871	
September	4,492	
October	5,709	
November	6,455	
December	7,475	
January	8,457	
February	9,176	
March	10,037	
April	10,751	
May	10,771	
June	10,769	

QUALITY

	Quantity	Base Number	Contract	AT	Region	England
% of FP17s for the same patient ID Re-attending within 3 months - Children	22	283	7.8%	12.3%	13.0%	12.0%
% of FP17s for the same patient ID Re-attending within 3 months - Adults	181	1,000	18.1%	15.5%	16.6%	16.0%
% of FP17s for the same patient ID Re-attending between 3 & 9 months - Children	166	283	58.7%	54.6%	59.5%	58.0%
% of FP17s for the same patient ID Re-attending between 3 & 9 months - Adults	537	1,000	53.7%	50.8%	53.1%	50.9%
% of FP17s for Band 1 Urgent Courses	102	952	10.7%	8.9%	9.3%	9.1%
% of FP17s Relating to Free Repair or Replacements	40	952	4.2%	1.2%	1.0%	0.8%
% of FP17s Relating to Continuations	11	952	1.2%	1.6%	1.3%	1.1%
% of Patients satisfied with the dentistry they have received	11	12	91.7%	90.5%	91.9%	91.7%
% of Patients satisfied with the time they had to wait for an appointment	10	12	83.3%	87.1%	88.7%	88.0%

* This is based on patients treated on this contract for their most recent course of treatment. Figures in italics indicate the base number of FP17s or Patient Questionnaire responses are less than 100. N/A is shown where the base number of responses is less than 10 during the period. % is calculated as Quantity/Base number*100

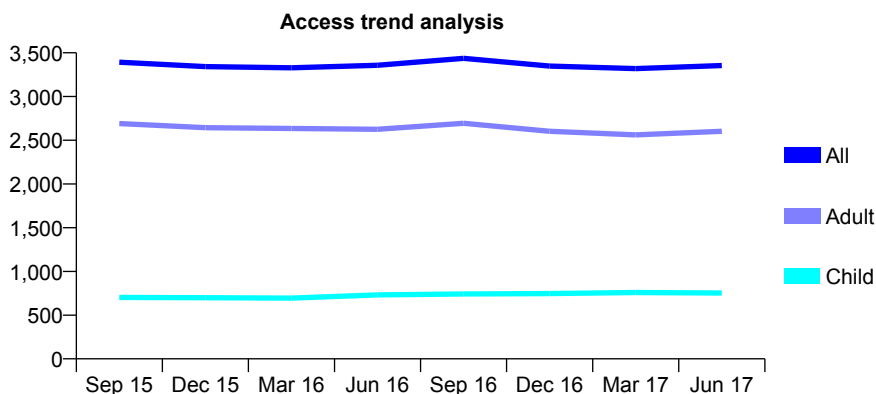
Q45 - Vital Signs At a Glance Contract Report for 658340/0001 - June 2017

Name or company name	MR MF BARNETT
Contract type name	GDS Contract
Purpose of contract	General and Orthodontic
Contract start date	01/04/2006
Contract end date	

17/18 Contracted general activity (UDA)	10,890
Carry forward general activity (UDA)	0
17/18 Contracted orthodontic activity (UOA)	6
Carry forward orthodontic activity (UOA)	0
Baseline contract value	£322,798.97

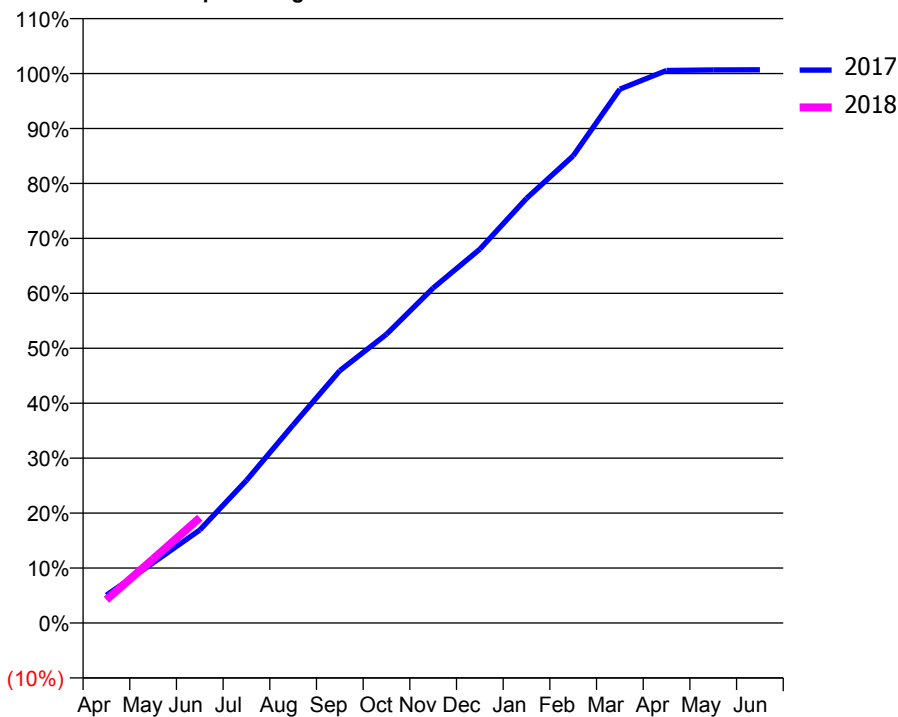
ACCESS*

Patients seen in 24 months	Total	Change since previous quarter
Quarter ending June 2016	3,358	
Quarter ending September 2016	3,436	↑
Quarter ending December 2016	3,348	↓
Quarter ending March 2017	3,320	→
Quarter ending June 2017	3,355	→
Variance since June 2016	(0.1%)	→



ACTIVITY

Cumulative percentage of contracted UDA delivered 2017 & 2018



Adjusted Scheduled Activity (UDA)

Month	2017	2018
April	551	461
May	1,194	1,269
June	1,843	2,087
July	2,825	
August	3,925	
September	5,002	
October	5,722	
November	6,639	
December	7,408	
January	8,416	
February	9,260	
March	10,580	
April	10,951	
May	10,960	
June	10,963	

QUALITY

	Quantity	Base Number	Contract	AT	Region	England
% of FP17s for the same patient ID Re-attending within 3 months - Children	14	320	4.4%	12.3%	13.0%	12.0%
% of FP17s for the same patient ID Re-attending within 3 months - Adults	95	992	9.6%	15.5%	16.6%	16.0%
% of FP17s for the same patient ID Re-attending between 3 & 9 months - Children	173	320	54.1%	54.6%	59.5%	58.0%
% of FP17s for the same patient ID Re-attending between 3 & 9 months - Adults	473	992	47.7%	50.8%	53.1%	50.9%
% of FP17s for Band 1 Urgent Courses	65	986	6.6%	8.9%	9.3%	9.1%
% of FP17s Relating to Free Repair or Replacements	11	986	1.1%	1.2%	1.0%	0.8%
% of FP17s Relating to Continuations	18	986	1.8%	1.6%	1.3%	1.1%
% of Patients satisfied with the dentistry they have received	15	18	83.3%	90.5%	91.9%	91.7%
% of Patients satisfied with the time they had to wait for an appointment	15	18	83.3%	87.1%	88.7%	88.0%

* This is based on patients treated on this contract for their most recent course of treatment. Figures in italics indicate the base number of FP17s or Patient Questionnaire responses are less than 100. N/A is shown where the base number of responses is less than 10 during the period. % is calculated as Quantity/Base number*100

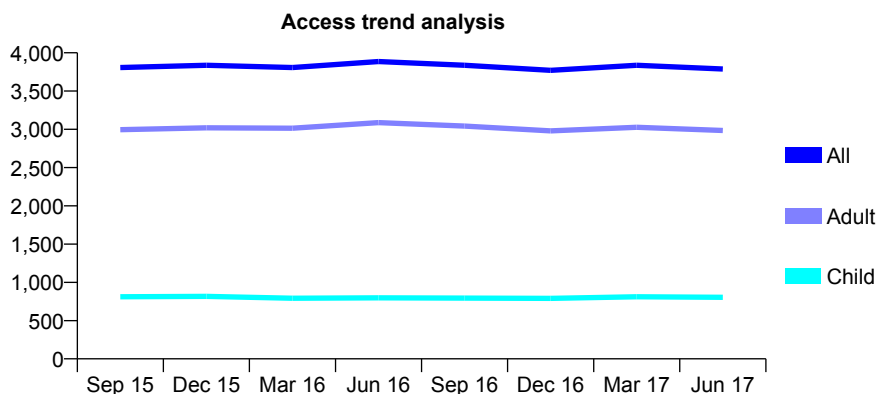
Q45 - Vital Signs At a Glance Contract Report for 661457/0001 - June 2017

Name or company name	MR DM MALPASS
Contract type name	GDS Contract
Purpose of contract	General
Contract start date	01/04/2006
Contract end date	

17/18 Contracted general activity (UDA)	10,000
Carry forward general activity (UDA)	0
17/18 Contracted orthodontic activity (UOA)	0
Carry forward orthodontic activity (UOA)	0
Baseline contract value	£296,572.60

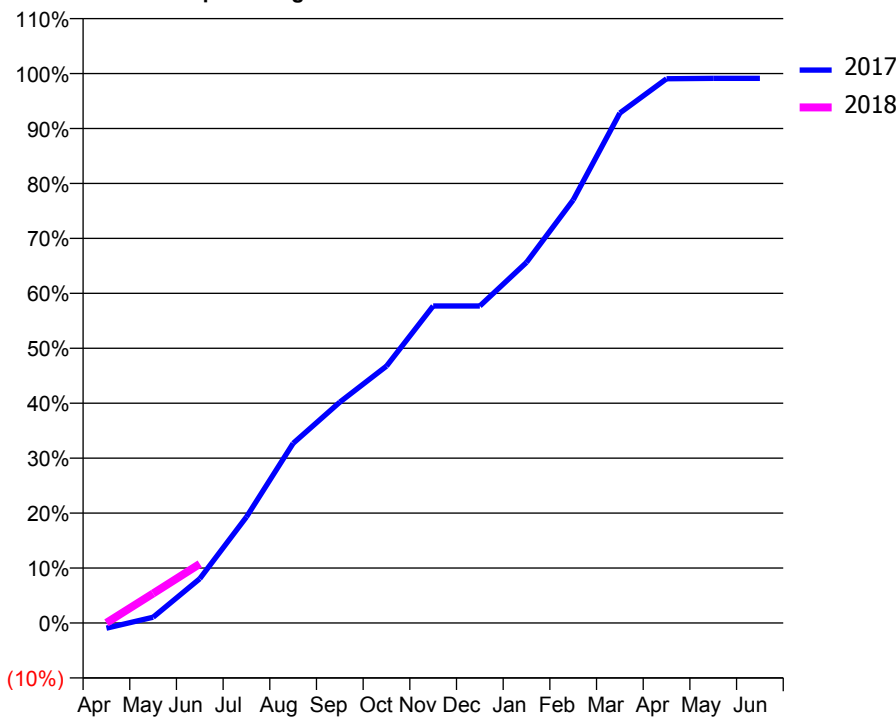
ACCESS*

Patients seen in 24 months	Total	Change since previous quarter
Quarter ending June 2016	3,886	
Quarter ending September 2016	3,837	↓
Quarter ending December 2016	3,770	↓
Quarter ending March 2017	3,837	→
Quarter ending June 2017	3,789	↓
Variance since June 2016	(2.5%)	↓



ACTIVITY

Cumulative percentage of contracted UDA delivered 2017 & 2018



Month	Adjusted Scheduled Activity (UDA)	
	2017	2018
April	-95	4
May	106	537
June	808	1,076
July	1,930	
August	3,271	
September	4,020	
October	4,676	
November	5,769	
December	5,769	
January	6,562	
February	7,698	
March	9,280	
April	9,904	
May	9,912	
June	9,912	

QUALITY

	Quantity	Base Number	Contract	AT	Region	England
% of FP17s for the same patient ID Re-attending within 3 months - Children	7	167	4.2%	12.3%	13.0%	12.0%
% of FP17s for the same patient ID Re-attending within 3 months - Adults	98	880	11.1%	15.5%	16.6%	16.0%
% of FP17s for the same patient ID Re-attending between 3 & 9 months - Children	90	167	53.9%	54.6%	59.5%	58.0%
% of FP17s for the same patient ID Re-attending between 3 & 9 months - Adults	533	880	60.6%	50.8%	53.1%	50.9%
% of FP17s for Band 1 Urgent Courses	52	598	8.7%	8.9%	9.3%	9.1%
% of FP17s Relating to Free Repair or Replacements	10	598	1.7%	1.2%	1.0%	0.8%
% of FP17s Relating to Continuations	8	598	1.3%	1.6%	1.3%	1.1%
% of Patients satisfied with the dentistry they have received	15	15	100.0%	90.5%	91.9%	91.7%
% of Patients satisfied with the time they had to wait for an appointment	14	15	93.3%	87.1%	88.7%	88.0%

* This is based on patients treated on this contract for their most recent course of treatment. Figures in italics indicate the base number of FP17s or Patient Questionnaire responses are less than 100. N/A is shown where the base number of responses is less than 10 during the period. % is calculated as Quantity/Base number*100

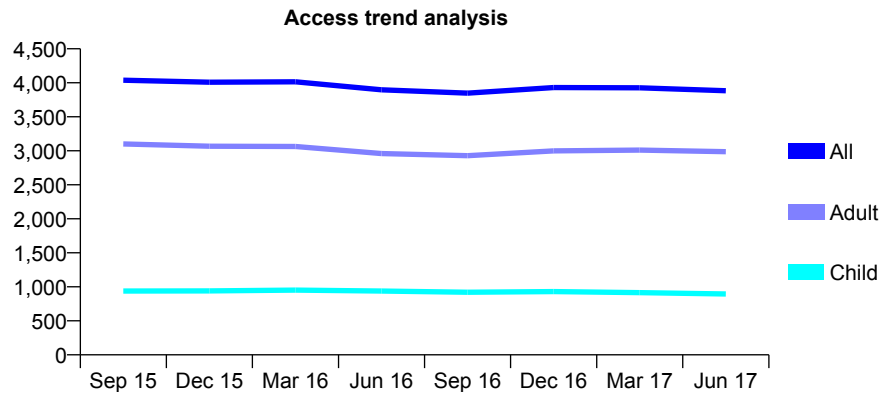
Q45 - Vital Signs At a Glance Contract Report for 661465/0001 - June 2017

Name or company name	MR MA PEARSON
Contract type name	GDS Contract
Purpose of contract	General and Orthodontic
Contract start date	01/04/2006
Contract end date	

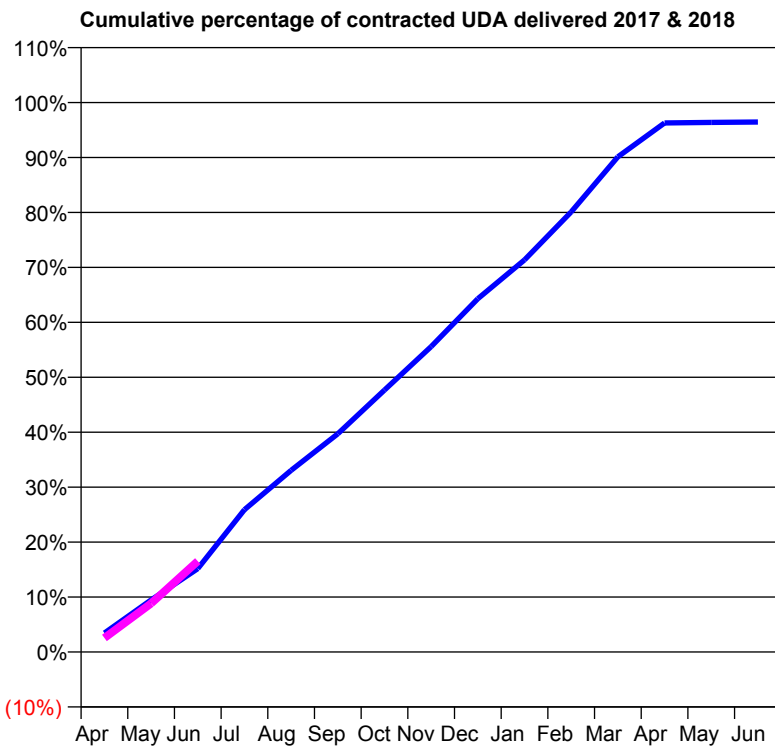
17/18 Contracted general activity (UDA)	15,393
Carry forward general activity (UDA)	0
17/18 Contracted orthodontic activity (UOA)	21
Carry forward orthodontic activity (UOA)	0
Baseline contract value	£459,758.06

ACCESS*

Patients seen in 24 months	Total	Change since previous quarter
Quarter ending June 2016	3,898	
Quarter ending September 2016	3,849	↓
Quarter ending December 2016	3,930	↑
Quarter ending March 2017	3,926	→
Quarter ending June 2017	3,883	↓
Variance since June 2016	(0.4%)	→



ACTIVITY



Month	Adjusted Scheduled Activity (UDA)	
	2017	2018
April	533	396
May	1,459	1,362
June	2,335	2,547
July	3,989	
August	5,089	
September	6,111	
October	7,337	
November	8,557	
December	9,898	
January	10,983	
February	12,330	
March	13,873	
April	14,820	
May	14,837	
June	14,846	

QUALITY

	Quantity	Base Number	Contract	AT	Region	England
% of FP17s for the same patient ID Re-attending within 3 months - Children	15	378	4.0%	12.3%	13.0%	12.0%
% of FP17s for the same patient ID Re-attending within 3 months - Adults	78	1,152	6.8%	15.5%	16.6%	16.0%
% of FP17s for the same patient ID Re-attending between 3 & 9 months - Children	223	378	59.0%	54.6%	59.5%	58.0%
% of FP17s for the same patient ID Re-attending between 3 & 9 months - Adults	664	1,152	57.6%	50.8%	53.1%	50.9%
% of FP17s for Band 1 Urgent Courses	45	1,215	3.7%	8.9%	9.3%	9.1%
% of FP17s Relating to Free Repair or Replacements	12	1,215	1.0%	1.2%	1.0%	0.8%
% of FP17s Relating to Continuations	30	1,215	2.5%	1.6%	1.3%	1.1%
% of Patients satisfied with the dentistry they have received	6	6	N/A	90.5%	91.9%	91.7%
% of Patients satisfied with the time they had to wait for an appointment	5	6	N/A	87.1%	88.7%	88.0%

* This is based on patients treated on this contract for their most recent course of treatment. Figures in italics indicate the base number of FP17s or Patient Questionnaire responses are less than 100. N/A is shown where the base number of responses is less than 10 during the period. % is calculated as Quantity/Base number*100

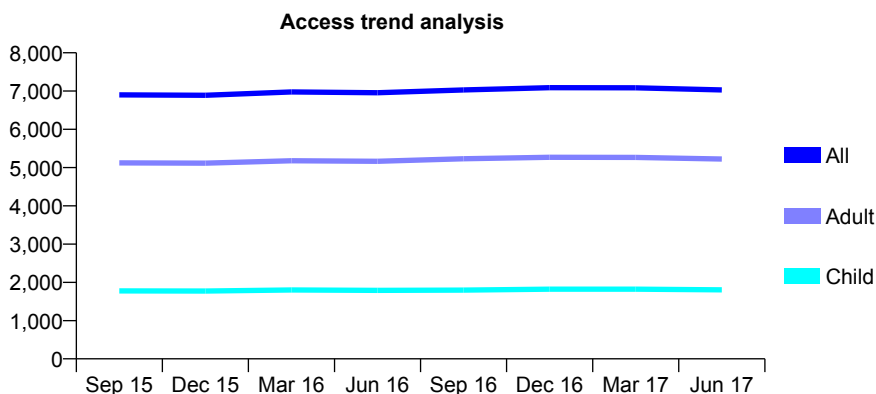
Q45 - Vital Signs At a Glance Contract Report for 675865/0002 - June 2017

Name or company name	MRS M BENNISON
Contract type name	GDS Contract
Purpose of contract	General
Contract start date	01/04/2009
Contract end date	

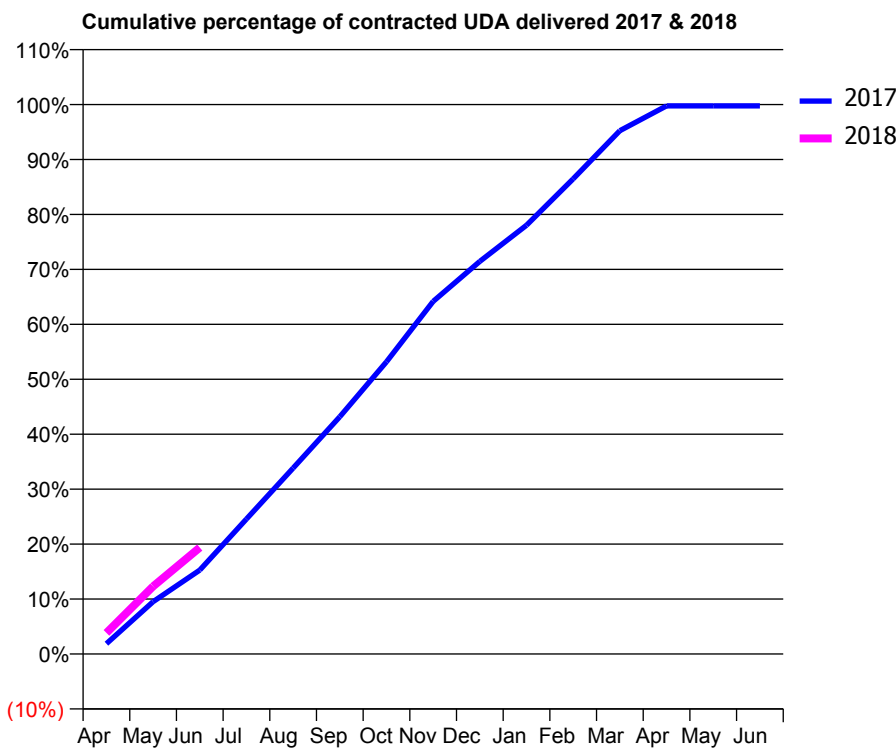
17/18 Contracted general activity (UDA)	18,165
Carry forward general activity (UDA)	0
17/18 Contracted orthodontic activity (UOA)	0
Carry forward orthodontic activity (UOA)	0
Baseline contract value	£451,798.58

ACCESS*

Patients seen in 24 months	Total	Change since previous quarter
Quarter ending June 2016	6,957	
Quarter ending September 2016	7,028	→
Quarter ending December 2016	7,089	→
Quarter ending March 2017	7,086	→
Quarter ending June 2017	7,030	→
Variance since June 2016	1.0%	→



ACTIVITY



Month	Adjusted Scheduled Activity (UDA)	
	2017	2018
April	344	699
May	1,732	2,237
June	2,776	3,521
July	4,462	
August	6,146	
September	7,844	
October	9,660	
November	11,658	
December	12,979	
January	14,175	
February	15,707	
March	17,299	
April	18,120	
May	18,121	
June	18,121	

QUALITY

	Quantity	Base Number	Contract	AT	Region	England
% of FP17s for the same patient ID Re-attending within 3 months - Children	69	659	10.5%	12.3%	13.0%	12.0%
% of FP17s for the same patient ID Re-attending within 3 months - Adults	305	1,860	16.4%	15.5%	16.6%	16.0%
% of FP17s for the same patient ID Re-attending between 3 & 9 months - Children	397	659	60.2%	54.6%	59.5%	58.0%
% of FP17s for the same patient ID Re-attending between 3 & 9 months - Adults	1,095	1,860	58.9%	50.8%	53.1%	50.9%
% of FP17s for Band 1 Urgent Courses	193	1,889	10.2%	8.9%	9.3%	9.1%
% of FP17s Relating to Free Repair or Replacements	26	1,889	1.4%	1.2%	1.0%	0.8%
% of FP17s Relating to Continuations	12	1,889	0.6%	1.6%	1.3%	1.1%
% of Patients satisfied with the dentistry they have received	41	41	100.0%	90.5%	91.9%	91.7%
% of Patients satisfied with the time they had to wait for an appointment	39	41	95.1%	87.1%	88.7%	88.0%

* This is based on patients treated on this contract for their most recent course of treatment. Figures in italics indicate the base number of FP17s or Patient Questionnaire responses are less than 100. N/A is shown where the base number of responses is less than 10 during the period. % is calculated as Quantity/Base number*100

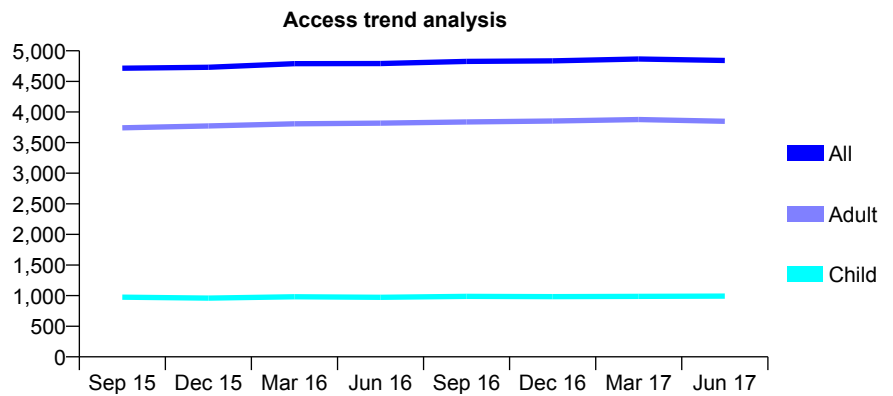
Q45 - Vital Signs At a Glance Contract Report for 676179/0001 - June 2017

Name or company name	MR BA KRAGNES
Contract type name	GDS Contract
Purpose of contract	General and Orthodontic
Contract start date	01/04/2006
Contract end date	

17/18 Contracted general activity (UDA)	13,000
Carry forward general activity (UDA)	0
17/18 Contracted orthodontic activity (UOA)	0
Carry forward orthodontic activity (UOA)	0
Baseline contract value	£302,407.41

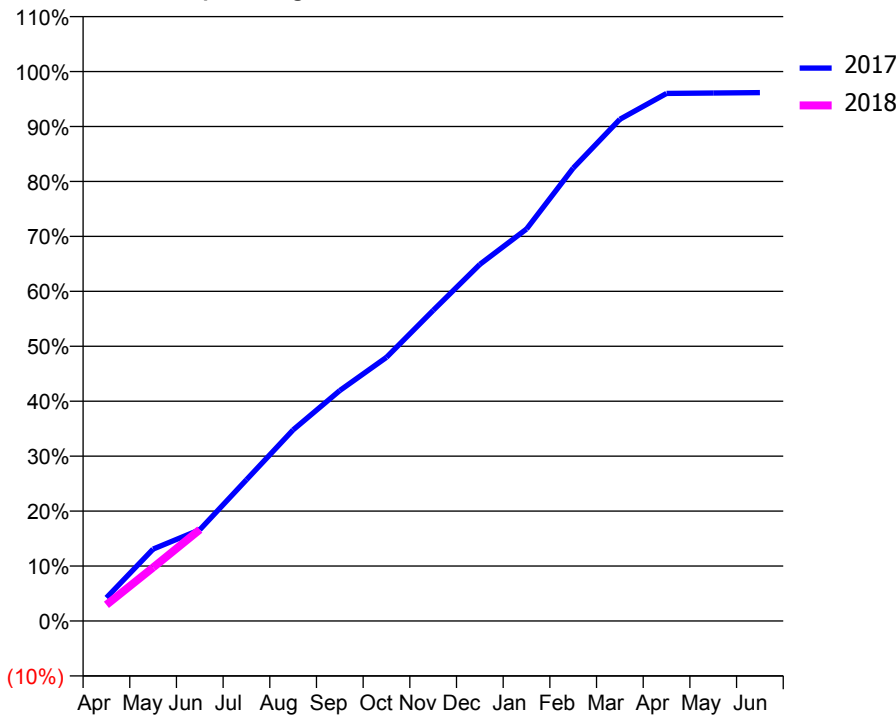
ACCESS*

Patients seen in 24 months	Total	Change since previous quarter
Quarter ending June 2016	4,791	
Quarter ending September 2016	4,827	→
Quarter ending December 2016	4,836	→
Quarter ending March 2017	4,866	→
Quarter ending June 2017	4,841	→
Variance since June 2016	1.0%	→



ACTIVITY

Cumulative percentage of contracted UDA delivered 2017 & 2018



Month	Adjusted Scheduled Activity (UDA)	
	2017	2018
April	552	383
May	1,701	1,266
June	2,159	2,163
July	3,343	
August	4,521	
September	5,453	
October	6,238	
November	7,350	
December	8,437	
January	9,273	
February	10,714	
March	11,870	
April	12,480	
May	12,490	
June	12,502	

QUALITY

	Quantity	Base Number	Contract	AT	Region	England
% of FP17s for the same patient ID Re-attending within 3 months - Children	22	328	6.7%	12.3%	13.0%	12.0%
% of FP17s for the same patient ID Re-attending within 3 months - Adults	161	1,149	14.0%	15.5%	16.6%	16.0%
% of FP17s for the same patient ID Re-attending between 3 & 9 months - Children	143	328	43.6%	54.6%	59.5%	58.0%
% of FP17s for the same patient ID Re-attending between 3 & 9 months - Adults	603	1,149	52.5%	50.8%	53.1%	50.9%
% of FP17s for Band 1 Urgent Courses	55	1,162	4.7%	8.9%	9.3%	9.1%
% of FP17s Relating to Free Repair or Replacements	4	1,162	0.3%	1.2%	1.0%	0.8%
% of FP17s Relating to Continuations	24	1,162	2.1%	1.6%	1.3%	1.1%
% of Patients satisfied with the dentistry they have received	24	26	92.3%	90.5%	91.9%	91.7%
% of Patients satisfied with the time they had to wait for an appointment	22	26	84.6%	87.1%	88.7%	88.0%

* This is based on patients treated on this contract for their most recent course of treatment. Figures in italics indicate the base number of FP17s or Patient Questionnaire responses are less than 100. N/A is shown where the base number of responses is less than 10 during the period. % is calculated as Quantity/Base number*100

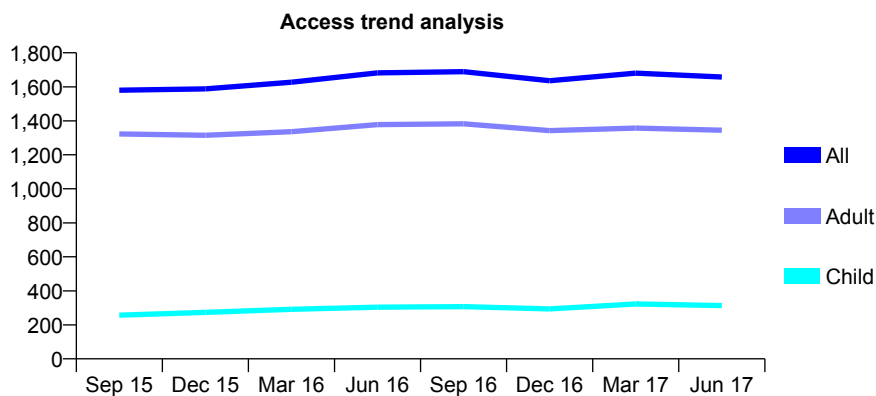
Q45 - Vital Signs At a Glance Contract Report for 686743/0002 - June 2017

Name or company name	MR HS BASRA
Contract type name	GDS Contract
Purpose of contract	General
Contract start date	22/09/2013
Contract end date	

17/18 Contracted general activity (UDA)	5,199
Carry forward general activity (UDA)	0
17/18 Contracted orthodontic activity (UOA)	0
Carry forward orthodontic activity (UOA)	0
Baseline contract value	£168,639.95

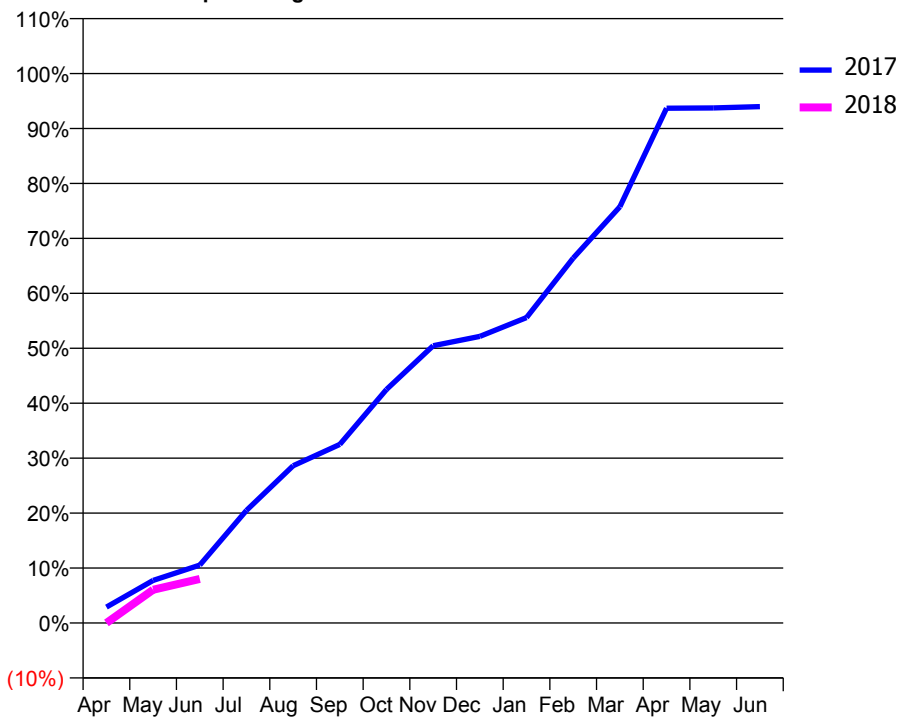
ACCESS*

Patients seen in 24 months	Total	Change since previous quarter
Quarter ending June 2016	1,682	
Quarter ending September 2016	1,689	→
Quarter ending December 2016	1,636	↓
Quarter ending March 2017	1,680	↑
Quarter ending June 2017	1,658	↓
Variance since June 2016	(1.4%)	↓



ACTIVITY

Cumulative percentage of contracted UDA delivered 2017 & 2018



Adjusted Scheduled Activity (UDA)

Month	2017	2018
April	150	0
May	403	314
June	549	418
July	1,065	
August	1,488	
September	1,690	
October	2,210	
November	2,623	
December	2,711	
January	2,890	
February	3,453	
March	3,938	
April	4,871	
May	4,874	
June	4,886	

QUALITY

	Quantity	Base Number	Contract	AT	Region	England
% of FP17s for the same patient ID Re-attending within 3 months - Children	3	102	2.9%	12.3%	13.0%	12.0%
% of FP17s for the same patient ID Re-attending within 3 months - Adults	37	422	8.8%	15.5%	16.6%	16.0%
% of FP17s for the same patient ID Re-attending between 3 & 9 months - Children	55	102	53.9%	54.6%	59.5%	58.0%
% of FP17s for the same patient ID Re-attending between 3 & 9 months - Adults	216	422	51.2%	50.8%	53.1%	50.9%
% of FP17s for Band 1 Urgent Courses	13	265	4.9%	8.9%	9.3%	9.1%
% of FP17s Relating to Free Repair or Replacements	2	265	0.8%	1.2%	1.0%	0.8%
% of FP17s Relating to Continuations	1	265	0.4%	1.6%	1.3%	1.1%
% of Patients satisfied with the dentistry they have received	6	8	N/A	90.5%	91.9%	91.7%
% of Patients satisfied with the time they had to wait for an appointment	6	8	N/A	87.1%	88.7%	88.0%

* This is based on patients treated on this contract for their most recent course of treatment. Figures in italics indicate the base number of FP17s or Patient Questionnaire responses are less than 100. N/A is shown where the base number of responses is less than 10 during the period. % is calculated as Quantity/Base number*100

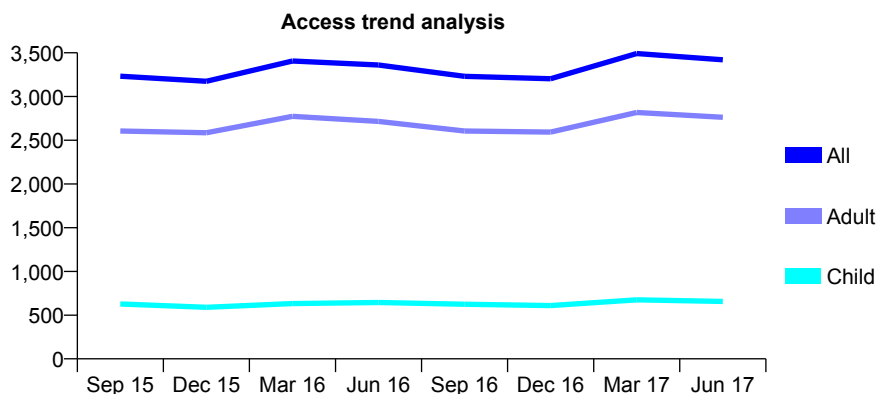
Q45 - Vital Signs At a Glance Contract Report for 692093/0002 - June 2017

Name or company name	MR N AGGARWAL
Contract type name	GDS Contract
Purpose of contract	General
Contract start date	01/12/2012
Contract end date	

17/18 Contracted general activity (UDA)	11,162
Carry forward general activity (UDA)	0
17/18 Contracted orthodontic activity (UOA)	0
Carry forward orthodontic activity (UOA)	0
Baseline contract value	£343,668.24

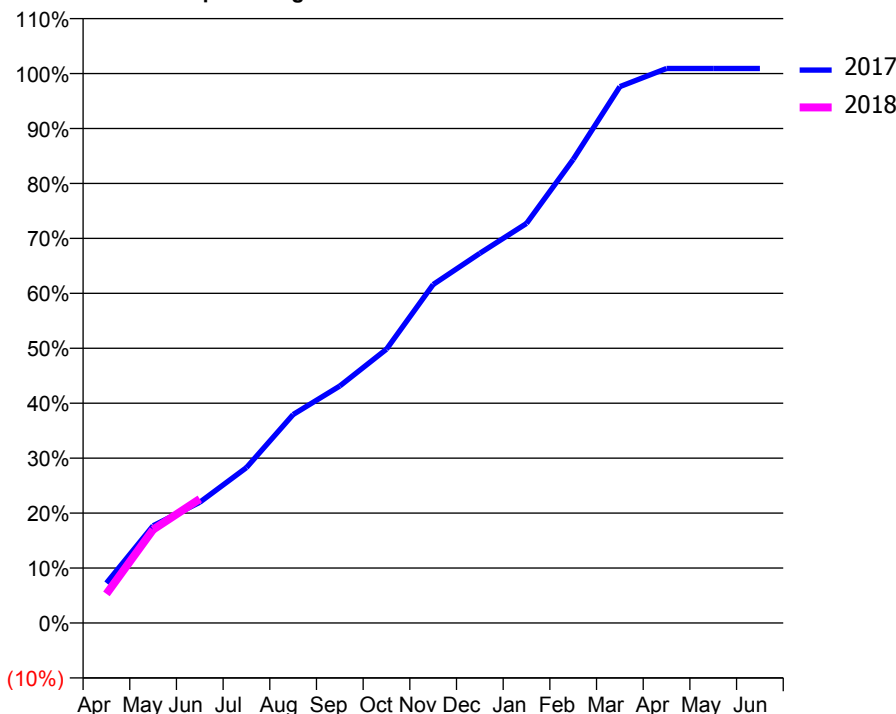
ACCESS*

Patients seen in 24 months	Total	Change since previous quarter
Quarter ending June 2016	3,360	
Quarter ending September 2016	3,231	↓
Quarter ending December 2016	3,204	→
Quarter ending March 2017	3,492	↑
Quarter ending June 2017	3,420	↓
Variance since June 2016	1.8%	→



ACTIVITY

Cumulative percentage of contracted UDA delivered 2017 & 2018



Adjusted Scheduled Activity (UDA)

Month	2017	2018
April	812	593
May	1,975	1,897
June	2,451	2,521
July	3,156	
August	4,235	
September	4,815	
October	5,562	
November	6,877	
December	7,510	
January	8,116	
February	9,417	
March	10,895	
April	11,264	
May	11,264	
June	11,264	

QUALITY

	Quantity	Base Number	Contract	AT	Region	England
% of FP17s for the same patient ID Re-attending within 3 months - Children	5	225	2.2%	12.3%	13.0%	12.0%
% of FP17s for the same patient ID Re-attending within 3 months - Adults	48	810	5.9%	15.5%	16.6%	16.0%
% of FP17s for the same patient ID Re-attending between 3 & 9 months - Children	86	225	38.2%	54.6%	59.5%	58.0%
% of FP17s for the same patient ID Re-attending between 3 & 9 months - Adults	257	810	31.7%	50.8%	53.1%	50.9%
% of FP17s for Band 1 Urgent Courses	11	908	1.2%	8.9%	9.3%	9.1%
% of FP17s Relating to Free Repair or Replacements	6	908	0.7%	1.2%	1.0%	0.8%
% of FP17s Relating to Continuations	6	908	0.7%	1.6%	1.3%	1.1%
% of Patients satisfied with the dentistry they have received	6	7	N/A	90.5%	91.9%	91.7%
% of Patients satisfied with the time they had to wait for an appointment	5	7	N/A	87.1%	88.7%	88.0%

* This is based on patients treated on this contract for their most recent course of treatment. Figures in italics indicate the base number of FP17s or Patient Questionnaire responses are less than 100. N/A is shown where the base number of responses is less than 10 during the period. % is calculated as Quantity/Base number*100

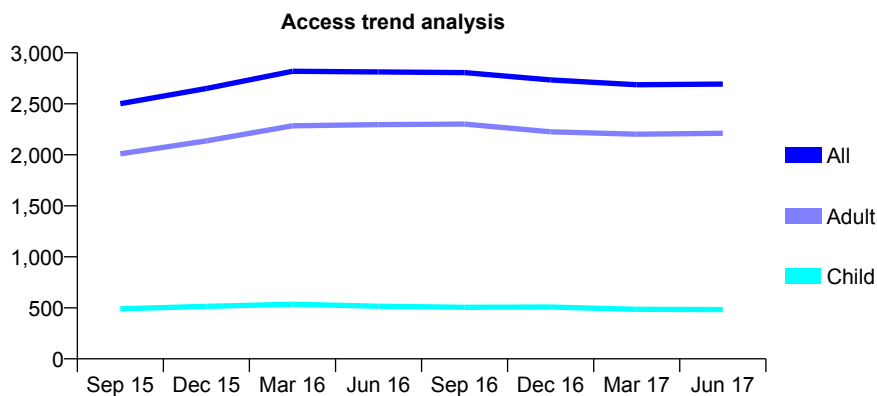
Q45 - Vital Signs At a Glance Contract Report for 712698/0001 - June 2017

Name or company name	MISS KL WILLOUGHBY
Contract type name	GDS Contract
Purpose of contract	General
Contract start date	01/04/2014
Contract end date	

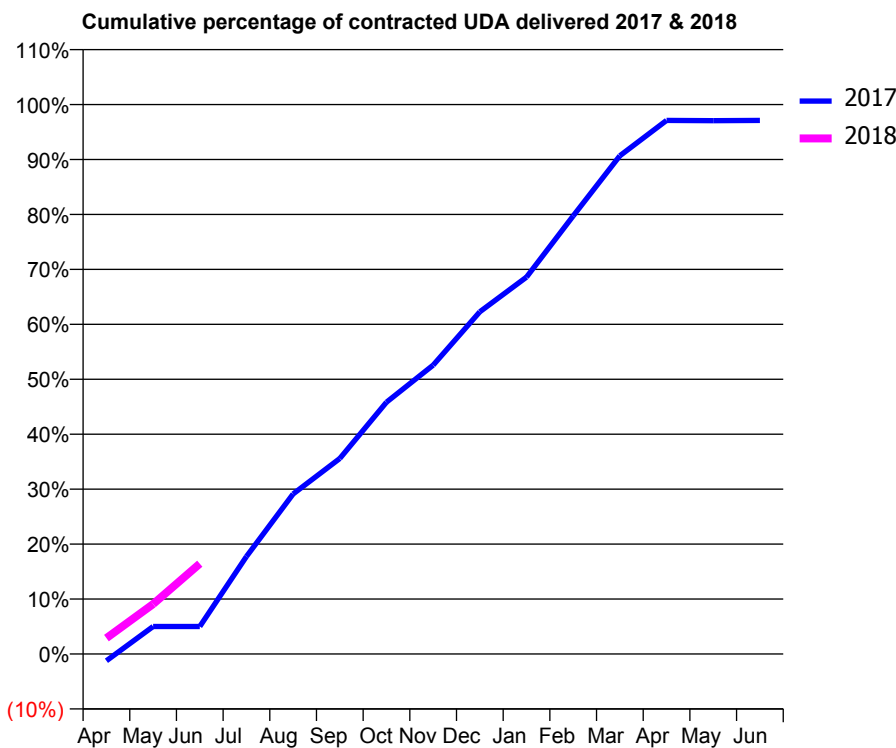
17/18 Contracted general activity (UDA)	8,461
Carry forward general activity (UDA)	0
17/18 Contracted orthodontic activity (UOA)	0
Carry forward orthodontic activity (UOA)	0
Baseline contract value	£194,132.01

ACCESS*

Patients seen in 24 months	Total	Change since previous quarter
Quarter ending June 2016	2,812	
Quarter ending September 2016	2,806	→
Quarter ending December 2016	2,734	↓
Quarter ending March 2017	2,687	↓
Quarter ending June 2017	2,694	→
Variance since June 2016	(4.2%)	↓



ACTIVITY



Month	Adjusted Scheduled Activity (UDA)	
	2017	2018
April	-106	245
May	424	770
June	424	1,392
July	1,503	
August	2,464	
September	3,011	
October	3,878	
November	4,448	
December	5,270	
January	5,804	
February	6,746	
March	7,671	
April	8,216	
May	8,213	
June	8,216	

QUALITY

	Quantity	Base Number	Contract	AT	Region	England
% of FP17s for the same patient ID Re-attending within 3 months - Children	25	195	12.8%	12.3%	13.0%	12.0%
% of FP17s for the same patient ID Re-attending within 3 months - Adults	110	753	14.6%	15.5%	16.6%	16.0%
% of FP17s for the same patient ID Re-attending between 3 & 9 months - Children	114	195	58.5%	54.6%	59.5%	58.0%
% of FP17s for the same patient ID Re-attending between 3 & 9 months - Adults	400	753	53.1%	50.8%	53.1%	50.9%
% of FP17s for Band 1 Urgent Courses	35	726	4.8%	8.9%	9.3%	9.1%
% of FP17s Relating to Free Repair or Replacements	4	726	0.6%	1.2%	1.0%	0.8%
% of FP17s Relating to Continuations	16	726	2.2%	1.6%	1.3%	1.1%
% of Patients satisfied with the dentistry they have received	23	25	92.0%	90.5%	91.9%	91.7%
% of Patients satisfied with the time they had to wait for an appointment	21	25	84.0%	87.1%	88.7%	88.0%

* This is based on patients treated on this contract for their most recent course of treatment. Figures in italics indicate the base number of FP17s or Patient Questionnaire responses are less than 100. N/A is shown where the base number of responses is less than 10 during the period. % is calculated as Quantity/Base number*100

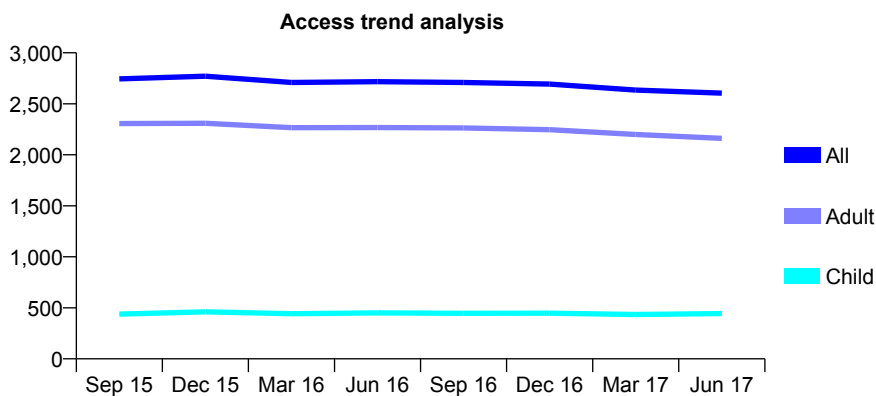
Q45 - Vital Signs At a Glance Contract Report for 728306/0002 - June 2017

Name or company name	MR MW ALEXANDER
Contract type name	GDS Contract
Purpose of contract	General
Contract start date	30/04/2012
Contract end date	

17/18 Contracted general activity (UDA)	10,576
Carry forward general activity (UDA)	0
17/18 Contracted orthodontic activity (UOA)	0
Carry forward orthodontic activity (UOA)	0
Baseline contract value	£223,711.14

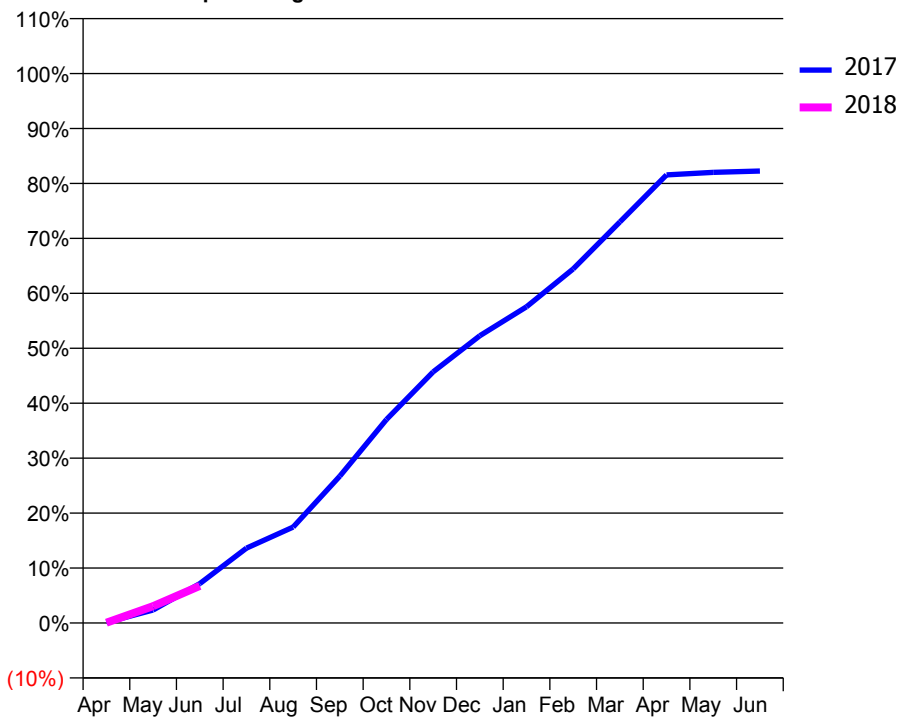
ACCESS*

Patients seen in 24 months	Total	Change since previous quarter
Quarter ending June 2016	2,717	
Quarter ending September 2016	2,709	→
Quarter ending December 2016	2,694	→
Quarter ending March 2017	2,634	↓
Quarter ending June 2017	2,605	↓
Variance since June 2016	(4.1%)	↓



ACTIVITY

Cumulative percentage of contracted UDA delivered 2017 & 2018



Month	Adjusted Scheduled Activity (UDA)	
	2017	2018
April	11	6
May	250	325
June	758	714
July	1,441	
August	1,845	
September	2,827	
October	3,919	
November	4,834	
December	5,530	
January	6,086	
February	6,814	
March	7,718	
April	8,625	
May	8,672	
June	8,699	

QUALITY

	Quantity	Base Number	Contract	AT	Region	England
% of FP17s for the same patient ID Re-attending within 3 months - Children	9	105	8.6%	12.3%	13.0%	12.0%
% of FP17s for the same patient ID Re-attending within 3 months - Adults	57	493	11.6%	15.5%	16.6%	16.0%
% of FP17s for the same patient ID Re-attending between 3 & 9 months - Children	42	105	40.0%	54.6%	59.5%	58.0%
% of FP17s for the same patient ID Re-attending between 3 & 9 months - Adults	245	493	49.7%	50.8%	53.1%	50.9%
% of FP17s for Band 1 Urgent Courses	21	288	7.3%	8.9%	9.3%	9.1%
% of FP17s Relating to Free Repair or Replacements	3	288	1.0%	1.2%	1.0%	0.8%
% of FP17s Relating to Continuations	2	288	0.7%	1.6%	1.3%	1.1%
% of Patients satisfied with the dentistry they have received	16	16	100.0%	90.5%	91.9%	91.7%
% of Patients satisfied with the time they had to wait for an appointment	16	16	100.0%	87.1%	88.7%	88.0%

* This is based on patients treated on this contract for their most recent course of treatment. Figures in italics indicate the base number of FP17s or Patient Questionnaire responses are less than 100. N/A is shown where the base number of responses is less than 10 during the period. % is calculated as Quantity/Base number*100

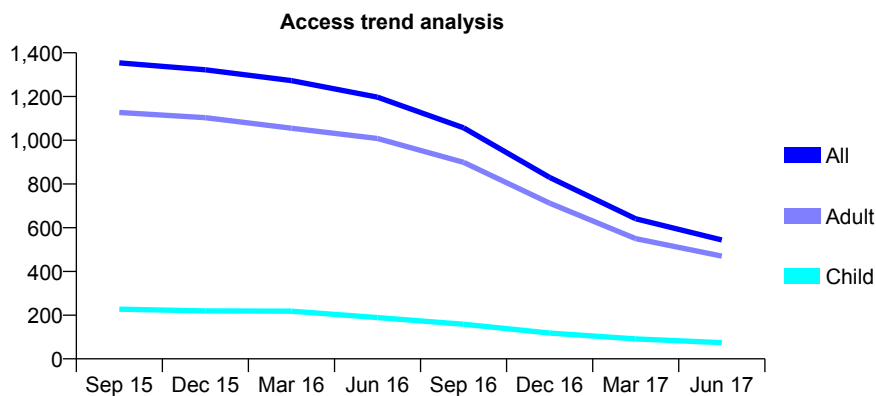
Q45 - Vital Signs At a Glance Contract Report for 728640/0001 - June 2017

Name or company name	MR R TURBITT
Contract type name	GDS Contract
Purpose of contract	General
Contract start date	01/04/2006
Contract end date	

17/18 Contracted general activity (UDA)	5,300
Carry forward general activity (UDA)	0
17/18 Contracted orthodontic activity (UOA)	0
Carry forward orthodontic activity (UOA)	0
Baseline contract value	£167,910.03

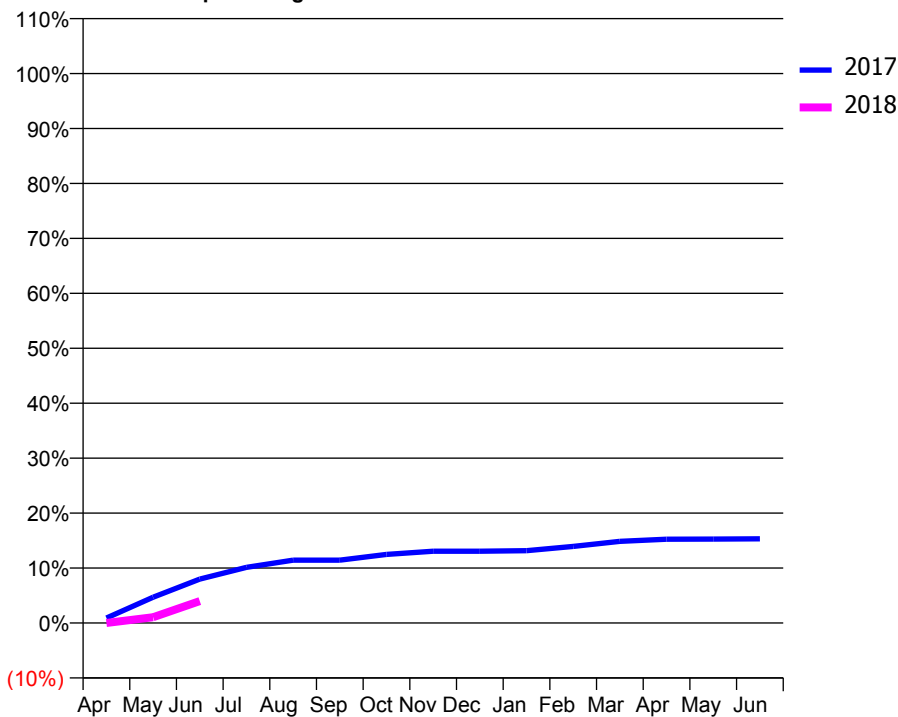
ACCESS*

Patients seen in 24 months	Total	Change since previous quarter
Quarter ending June 2016	1,197	
Quarter ending September 2016	1,057	↓
Quarter ending December 2016	830	↓
Quarter ending March 2017	641	↓
Quarter ending June 2017	544	↓
Variance since June 2016	(54.6%)	↓



ACTIVITY

Cumulative percentage of contracted UDA delivered 2017 & 2018



Adjusted Scheduled Activity (UDA)

Month	2017	2018
April	48	0
May	249	56
June	423	211
July	536	
August	606	
September	606	
October	662	
November	693	
December	693	
January	698	
February	738	
March	788	
April	808	
May	810	
June	813	

QUALITY

	Quantity	Base Number	Contract	AT	Region	England
% of FP17s for the same patient ID Re-attending within 3 months - Children	0	11	0.0%	12.3%	13.0%	12.0%
% of FP17s for the same patient ID Re-attending within 3 months - Adults	11	99	11.1%	15.5%	16.6%	16.0%
% of FP17s for the same patient ID Re-attending between 3 & 9 months - Children	2	11	18.2%	54.6%	59.5%	58.0%
% of FP17s for the same patient ID Re-attending between 3 & 9 months - Adults	28	99	28.3%	50.8%	53.1%	50.9%
% of FP17s for Band 1 Urgent Courses	5	90	5.6%	8.9%	9.3%	9.1%
% of FP17s Relating to Free Repair or Replacements	0	90	0.0%	1.2%	1.0%	0.8%
% of FP17s Relating to Continuations	1	90	1.1%	1.6%	1.3%	1.1%
% of Patients satisfied with the dentistry they have received	2	2	N/A	90.5%	91.9%	91.7%
% of Patients satisfied with the time they had to wait for an appointment	2	2	N/A	87.1%	88.7%	88.0%

* This is based on patients treated on this contract for their most recent course of treatment. Figures in italics indicate the base number of FP17s or Patient Questionnaire responses are less than 100. N/A is shown where the base number of responses is less than 10 during the period. % is calculated as Quantity/Base number*100

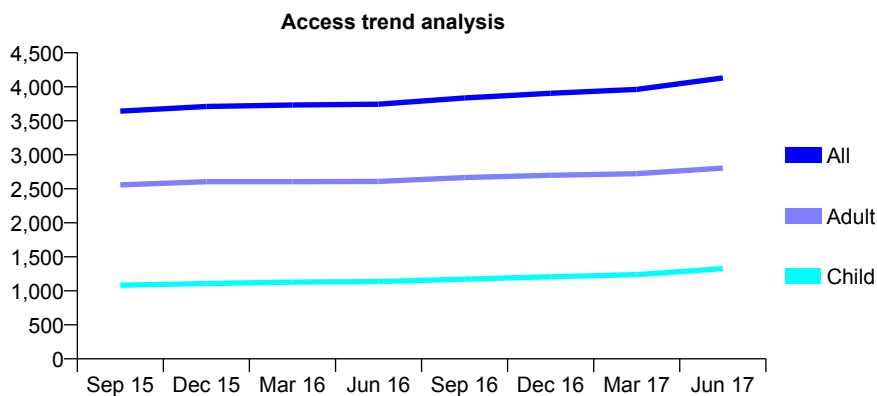
Q45 - Vital Signs At a Glance Contract Report for 732621/0001 - June 2017

Name or company name	Ladhar, Ladhar and Dinsdale
Contract type name	GDS Contract
Purpose of contract	General
Contract start date	01/04/2006
Contract end date	

17/18 Contracted general activity (UDA)	12,147
Carry forward general activity (UDA)	0
17/18 Contracted orthodontic activity (UOA)	0
Carry forward orthodontic activity (UOA)	0
Baseline contract value	£279,018.62

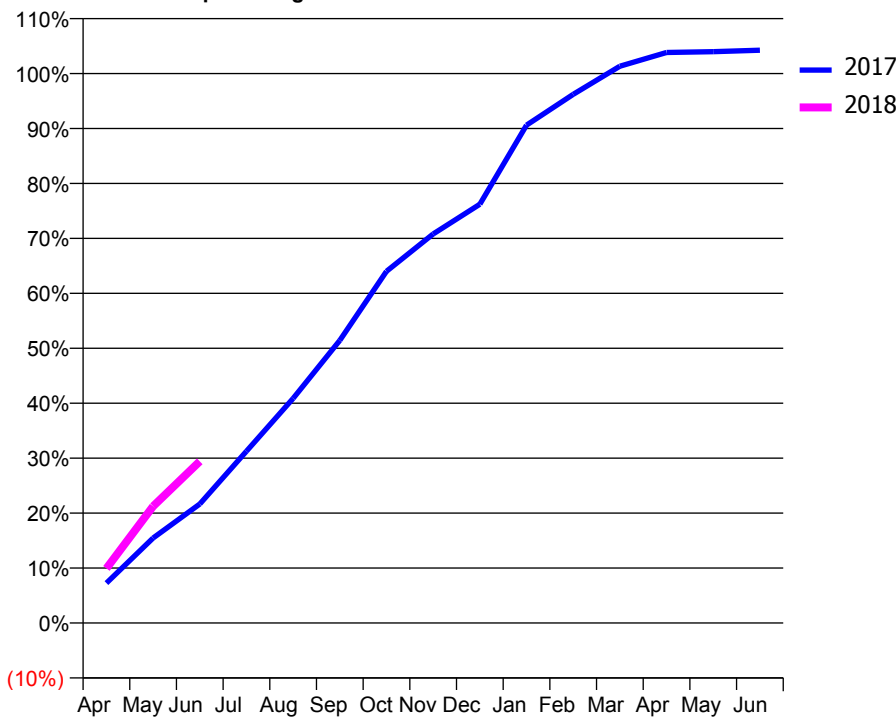
ACCESS*

Patients seen in 24 months	Total	Change since previous quarter
Quarter ending June 2016	3,745	
Quarter ending September 2016	3,837	↑
Quarter ending December 2016	3,905	→
Quarter ending March 2017	3,961	→
Quarter ending June 2017	4,130	↑
Variance since June 2016	10.3%	↑



ACTIVITY

Cumulative percentage of contracted UDA delivered 2017 & 2018



Month	Adjusted Scheduled Activity (UDA)	
	2017	2018
April	883	1,207
May	1,879	2,581
June	2,631	3,574
July	3,797	
August	4,966	
September	6,248	
October	7,774	
November	8,601	
December	9,258	
January	11,007	
February	11,686	
March	12,307	
April	12,613	
May	12,631	
June	12,662	

QUALITY

	Quantity	Base Number	Contract	AT	Region	England
% of FP17s for the same patient ID Re-attending within 3 months - Children	56	646	8.7%	12.3%	13.0%	12.0%
% of FP17s for the same patient ID Re-attending within 3 months - Adults	117	1,006	11.6%	15.5%	16.6%	16.0%
% of FP17s for the same patient ID Re-attending between 3 & 9 months - Children	378	646	58.5%	54.6%	59.5%	58.0%
% of FP17s for the same patient ID Re-attending between 3 & 9 months - Adults	496	1,006	49.3%	50.8%	53.1%	50.9%
% of FP17s for Band 1 Urgent Courses	47	1,547	3.0%	8.9%	9.3%	9.1%
% of FP17s Relating to Free Repair or Replacements	14	1,547	0.9%	1.2%	1.0%	0.8%
% of FP17s Relating to Continuations	26	1,547	1.7%	1.6%	1.3%	1.1%
% of Patients satisfied with the dentistry they have received	12	12	100.0%	90.5%	91.9%	91.7%
% of Patients satisfied with the time they had to wait for an appointment	11	12	91.7%	87.1%	88.7%	88.0%

* This is based on patients treated on this contract for their most recent course of treatment. Figures in italics indicate the base number of FP17s or Patient Questionnaire responses are less than 100. N/A is shown where the base number of responses is less than 10 during the period. % is calculated as Quantity/Base number*100

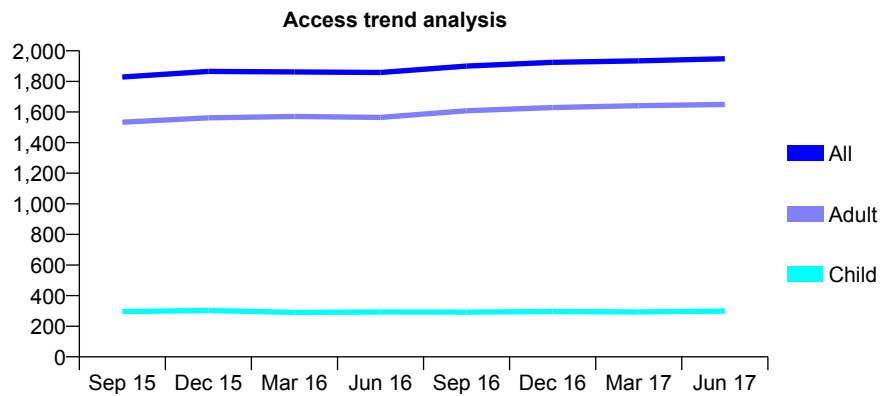
Q45 - Vital Signs At a Glance Contract Report for 739170/0001 - June 2017

Name or company name	MR RS ELSTON
Contract type name	Pilot Contract
Purpose of contract	General and Orthodontic
Contract start date	01/04/2006
Contract end date	

17/18 Contracted general activity (UDA)	13,622
Carry forward general activity (UDA)	0
17/18 Contracted orthodontic activity (UOA)	103
Carry forward orthodontic activity (UOA)	0
Baseline contract value	£318,470.88

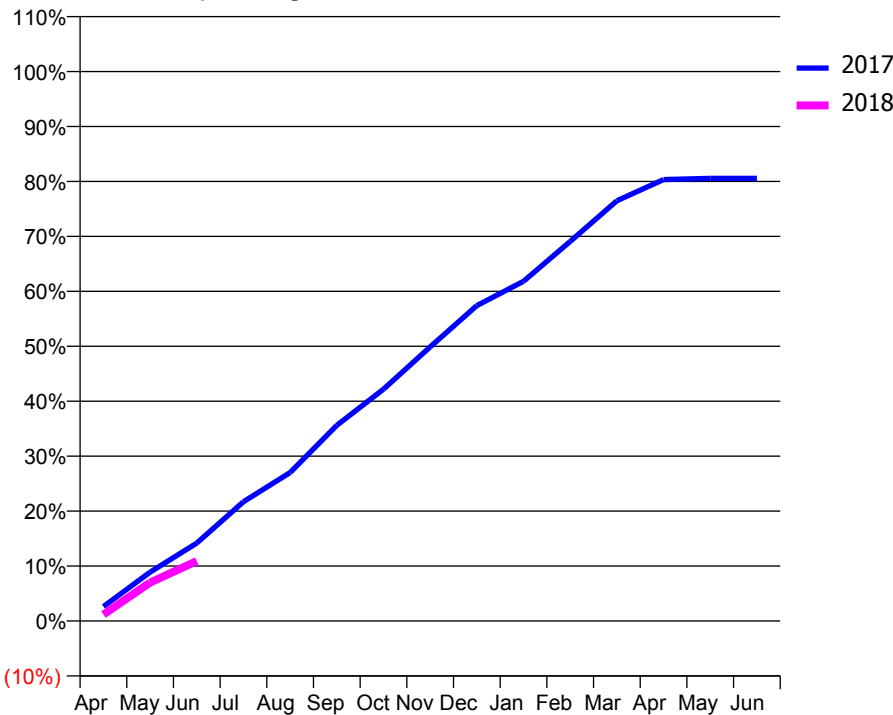
ACCESS*

Patients seen in 24 months	Total	Change since previous quarter
Quarter ending June 2016	1,858	
Quarter ending September 2016	1,900	↑
Quarter ending December 2016	1,925	→
Quarter ending March 2017	1,934	→
Quarter ending June 2017	1,948	→
Variance since June 2016	4.8%	↑



ACTIVITY

Cumulative percentage of contracted UDA delivered 2017 & 2018



Month	Adjusted Scheduled Activity (UDA)	
	2017	2018
April	286	160
May	969	955
June	1,545	1,487
July	2,366	
August	2,944	
September	3,881	
October	4,596	
November	5,434	
December	6,255	
January	6,736	
February	7,527	
March	8,334	
April	8,754	
May	8,778	
June	8,779	

QUALITY

	Quantity	Base Number	Contract	AT	Region	England
% of FP17s for the same patient ID Re-attending within 3 months - Children	17	129	13.2%	12.3%	13.0%	12.0%
% of FP17s for the same patient ID Re-attending within 3 months - Adults	142	592	24.0%	15.5%	16.6%	16.0%
% of FP17s for the same patient ID Re-attending between 3 & 9 months - Children	81	129	62.8%	54.6%	59.5%	58.0%
% of FP17s for the same patient ID Re-attending between 3 & 9 months - Adults	316	592	53.4%	50.8%	53.1%	50.9%
% of FP17s for Band 1 Urgent Courses	9	561	1.6%	8.9%	9.3%	9.1%
% of FP17s Relating to Free Repair or Replacements	5	561	0.9%	1.2%	1.0%	0.8%
% of FP17s Relating to Continuations	44	561	7.8%	1.6%	1.3%	1.1%
% of Patients satisfied with the dentistry they have received	12	13	92.3%	90.5%	91.9%	91.7%
% of Patients satisfied with the time they had to wait for an appointment	12	13	92.3%	87.1%	88.7%	88.0%

* This is based on patients treated on this contract for their most recent course of treatment. Figures in italics indicate the base number of FP17s or Patient Questionnaire responses are less than 100. N/A is shown where the base number of responses is less than 10 during the period. % is calculated as Quantity/Base number*100

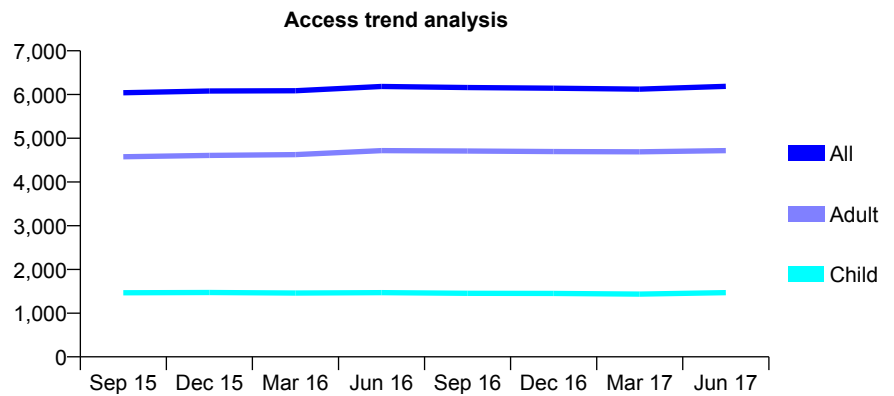
Q45 - Vital Signs At a Glance Contract Report for 742376/0001 - June 2017

Name or company name	MR SA HETHERINGTON
Contract type name	GDS Contract
Purpose of contract	General
Contract start date	01/04/2006
Contract end date	

17/18 Contracted general activity (UDA)	16,232
Carry forward general activity (UDA)	0
17/18 Contracted orthodontic activity (UOA)	0
Carry forward orthodontic activity (UOA)	0
Baseline contract value	£388,300.21

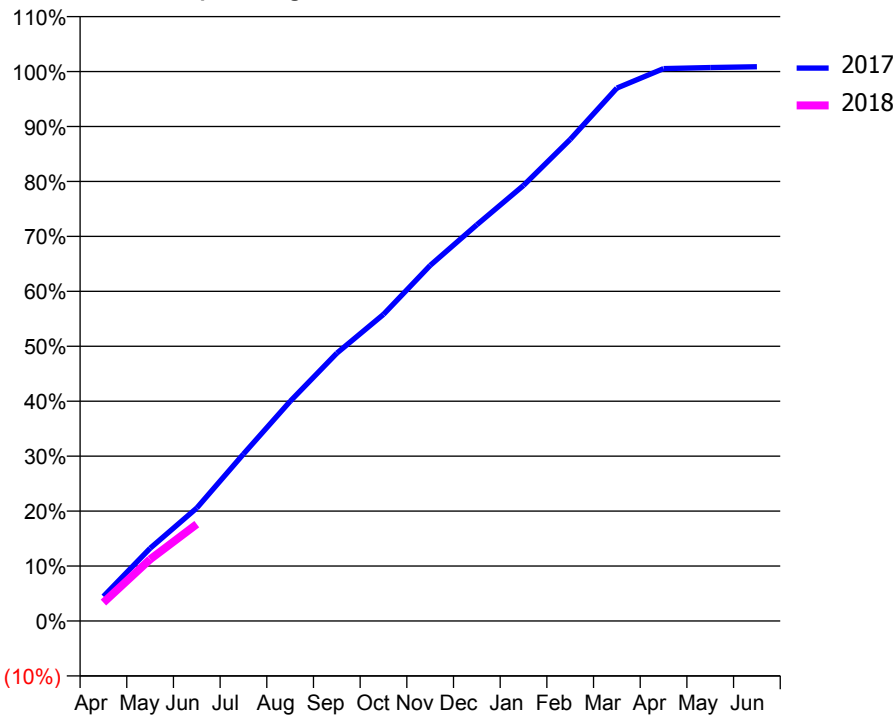
ACCESS*

Patients seen in 24 months	Total	Change since previous quarter
Quarter ending June 2016	6,185	
Quarter ending September 2016	6,161	→
Quarter ending December 2016	6,145	→
Quarter ending March 2017	6,123	→
Quarter ending June 2017	6,186	→
Variance since June 2016	0.0%	→



ACTIVITY

Cumulative percentage of contracted UDA delivered 2017 & 2018



Month	Adjusted Scheduled Activity (UDA)	
	2017	2018
April	725	544
May	2,149	1,824
June	3,338	2,863
July	4,935	
August	6,489	
September	7,913	
October	9,060	
November	10,502	
December	11,704	
January	12,868	
February	14,224	
March	15,744	
April	16,319	
May	16,349	
June	16,371	

QUALITY

	Quantity	Base Number	Contract	AT	Region	England
% of FP17s for the same patient ID Re-attending within 3 months - Children	26	380	6.8%	12.3%	13.0%	12.0%
% of FP17s for the same patient ID Re-attending within 3 months - Adults	207	1,248	16.6%	15.5%	16.6%	16.0%
% of FP17s for the same patient ID Re-attending between 3 & 9 months - Children	95	380	25.0%	54.6%	59.5%	58.0%
% of FP17s for the same patient ID Re-attending between 3 & 9 months - Adults	398	1,248	31.9%	50.8%	53.1%	50.9%
% of FP17s for Band 1 Urgent Courses	191	1,345	14.2%	8.9%	9.3%	9.1%
% of FP17s Relating to Free Repair or Replacements	19	1,345	1.4%	1.2%	1.0%	0.8%
% of FP17s Relating to Continuations	39	1,345	2.9%	1.6%	1.3%	1.1%
% of Patients satisfied with the dentistry they have received	14	15	93.3%	90.5%	91.9%	91.7%
% of Patients satisfied with the time they had to wait for an appointment	14	15	93.3%	87.1%	88.7%	88.0%

* This is based on patients treated on this contract for their most recent course of treatment. Figures in italics indicate the base number of FP17s or Patient Questionnaire responses are less than 100. N/A is shown where the base number of responses is less than 10 during the period. % is calculated as Quantity/Base number*100

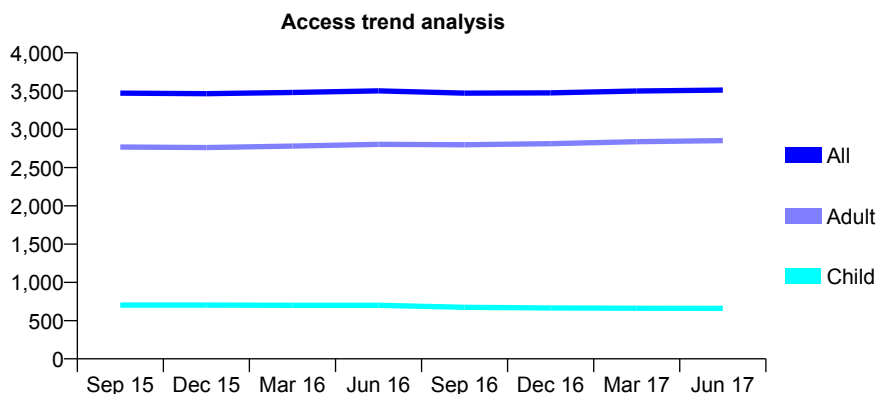
Q45 - Vital Signs At a Glance Contract Report for 742562/0001 - June 2017

Name or company name	MR NL CREES
Contract type name	GDS Contract
Purpose of contract	General
Contract start date	01/04/2006
Contract end date	

17/18 Contracted general activity (UDA)	10,425
Carry forward general activity (UDA)	0
17/18 Contracted orthodontic activity (UOA)	0
Carry forward orthodontic activity (UOA)	0
Baseline contract value	£253,767.46

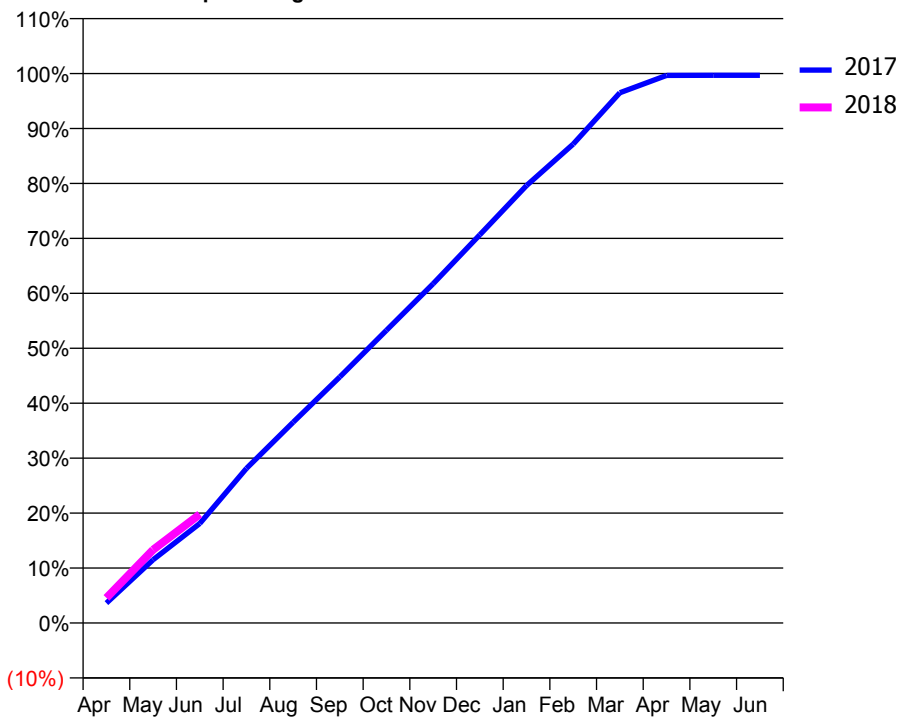
ACCESS*

Patients seen in 24 months	Total	Change since previous quarter
Quarter ending June 2016	3,503	
Quarter ending September 2016	3,472	→
Quarter ending December 2016	3,477	→
Quarter ending March 2017	3,501	→
Quarter ending June 2017	3,512	→
Variance since June 2016	0.3%	→



ACTIVITY

Cumulative percentage of contracted UDA delivered 2017 & 2018



Month	Adjusted Scheduled Activity (UDA)	
	2017	2018
April	378	478
May	1,200	1,390
June	1,888	2,063
July	2,932	
August	3,809	
September	4,669	
October	5,554	
November	6,437	
December	7,367	
January	8,299	
February	9,086	
March	10,059	
April	10,389	
May	10,392	
June	10,392	

QUALITY

	Quantity	Base Number	Contract	AT	Region	England
% of FP17s for the same patient ID Re-attending within 3 months - Children	30	246	12.2%	12.3%	13.0%	12.0%
% of FP17s for the same patient ID Re-attending within 3 months - Adults	93	896	10.4%	15.5%	16.6%	16.0%
% of FP17s for the same patient ID Re-attending between 3 & 9 months - Children	132	246	53.7%	54.6%	59.5%	58.0%
% of FP17s for the same patient ID Re-attending between 3 & 9 months - Adults	528	896	58.9%	50.8%	53.1%	50.9%
% of FP17s for Band 1 Urgent Courses	94	995	9.4%	8.9%	9.3%	9.1%
% of FP17s Relating to Free Repair or Replacements	8	995	0.8%	1.2%	1.0%	0.8%
% of FP17s Relating to Continuations	9	995	0.9%	1.6%	1.3%	1.1%
% of Patients satisfied with the dentistry they have received	11	11	100.0%	90.5%	91.9%	91.7%
% of Patients satisfied with the time they had to wait for an appointment	11	11	100.0%	87.1%	88.7%	88.0%

* This is based on patients treated on this contract for their most recent course of treatment. Figures in italics indicate the base number of FP17s or Patient Questionnaire responses are less than 100. N/A is shown where the base number of responses is less than 10 during the period. % is calculated as Quantity/Base number*100

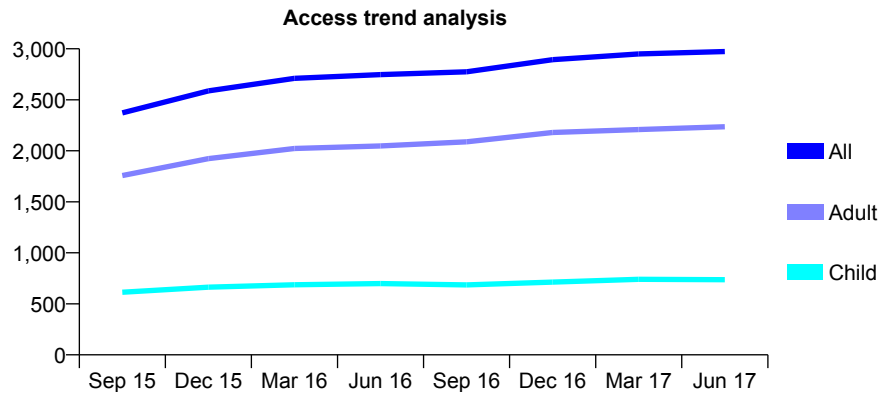
Q45 - Vital Signs At a Glance Contract Report for 761338/0001 - June 2017

Name or company name	MRS N HILL
Contract type name	GDS Contract
Purpose of contract	General
Contract start date	01/04/2006
Contract end date	

17/18 Contracted general activity (UDA)	8,475
Carry forward general activity (UDA)	0
17/18 Contracted orthodontic activity (UOA)	0
Carry forward orthodontic activity (UOA)	0
Baseline contract value	£248,462.90

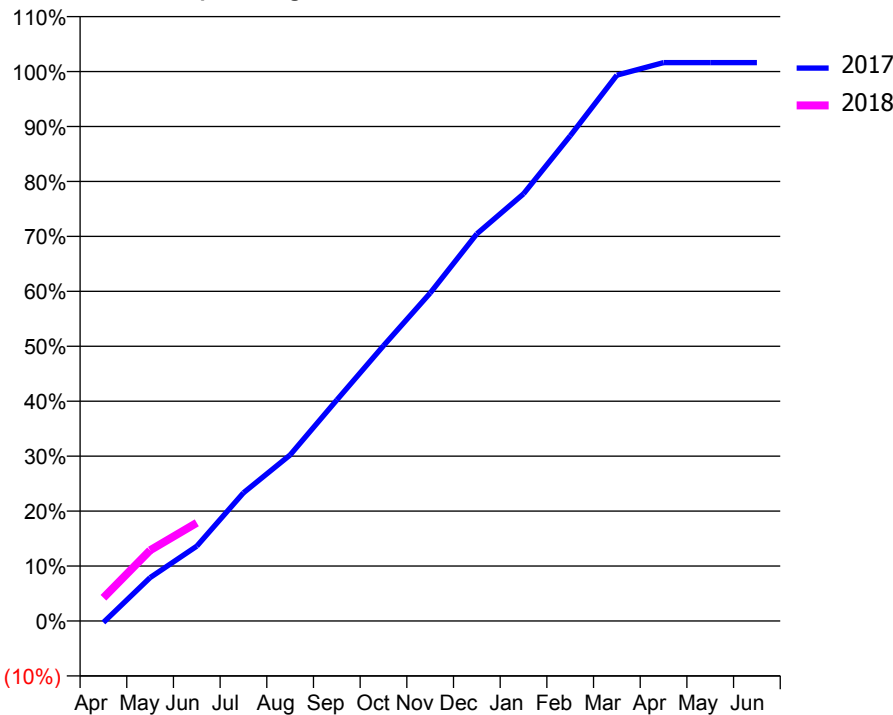
ACCESS*

Patients seen in 24 months	Total	Change since previous quarter
Quarter ending June 2016	2,747	
Quarter ending September 2016	2,774	→
Quarter ending December 2016	2,893	↑
Quarter ending March 2017	2,950	→
Quarter ending June 2017	2,973	→
Variance since June 2016	8.2%	↑



ACTIVITY

Cumulative percentage of contracted UDA delivered 2017 & 2018



Month	Adjusted Scheduled Activity (UDA)	
	2017	2018
April	-24	359
May	669	1,090
June	1,156	1,515
July	1,977	
August	2,561	
September	3,410	
October	4,247	
November	5,058	
December	5,971	
January	6,588	
February	7,483	
March	8,418	
April	8,613	
May	8,613	
June	8,613	

QUALITY

	Quantity	Base Number	Contract	AT	Region	England
% of FP17s for the same patient ID Re-attending within 3 months - Children	3	188	1.6%	12.3%	13.0%	12.0%
% of FP17s for the same patient ID Re-attending within 3 months - Adults	74	648	11.4%	15.5%	16.6%	16.0%
% of FP17s for the same patient ID Re-attending between 3 & 9 months - Children	72	188	38.3%	54.6%	59.5%	58.0%
% of FP17s for the same patient ID Re-attending between 3 & 9 months - Adults	217	648	33.5%	50.8%	53.1%	50.9%
% of FP17s for Band 1 Urgent Courses	52	777	6.7%	8.9%	9.3%	9.1%
% of FP17s Relating to Free Repair or Replacements	14	777	1.8%	1.2%	1.0%	0.8%
% of FP17s Relating to Continuations	5	777	0.6%	1.6%	1.3%	1.1%
% of Patients satisfied with the dentistry they have received	18	18	100.0%	90.5%	91.9%	91.7%
% of Patients satisfied with the time they had to wait for an appointment	17	18	94.4%	87.1%	88.7%	88.0%

* This is based on patients treated on this contract for their most recent course of treatment. Figures in italics indicate the base number of FP17s or Patient Questionnaire responses are less than 100. N/A is shown where the base number of responses is less than 10 during the period. % is calculated as Quantity/Base number*100

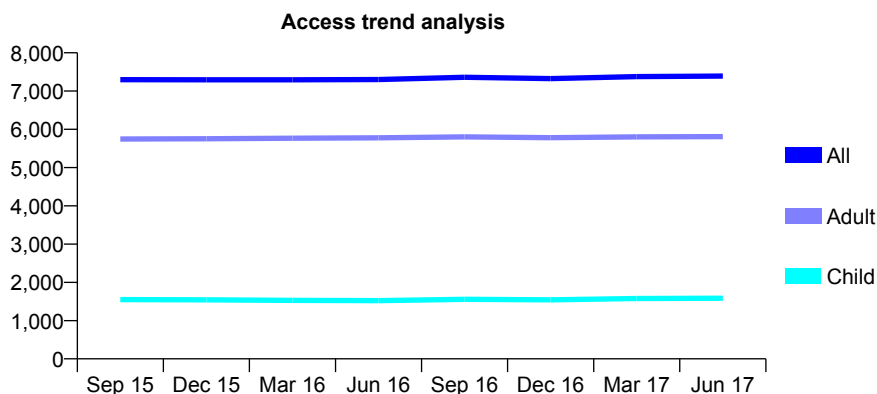
Q45 - Vital Signs At a Glance Contract Report for 761486/0001 - June 2017

Name or company name	MISS NL PROCTOR
Contract type name	GDS Contract
Purpose of contract	General
Contract start date	01/04/2006
Contract end date	

17/18 Contracted general activity (UDA)	19,711
Carry forward general activity (UDA)	0
17/18 Contracted orthodontic activity (UOA)	0
Carry forward orthodontic activity (UOA)	0
Baseline contract value	£523,436.23

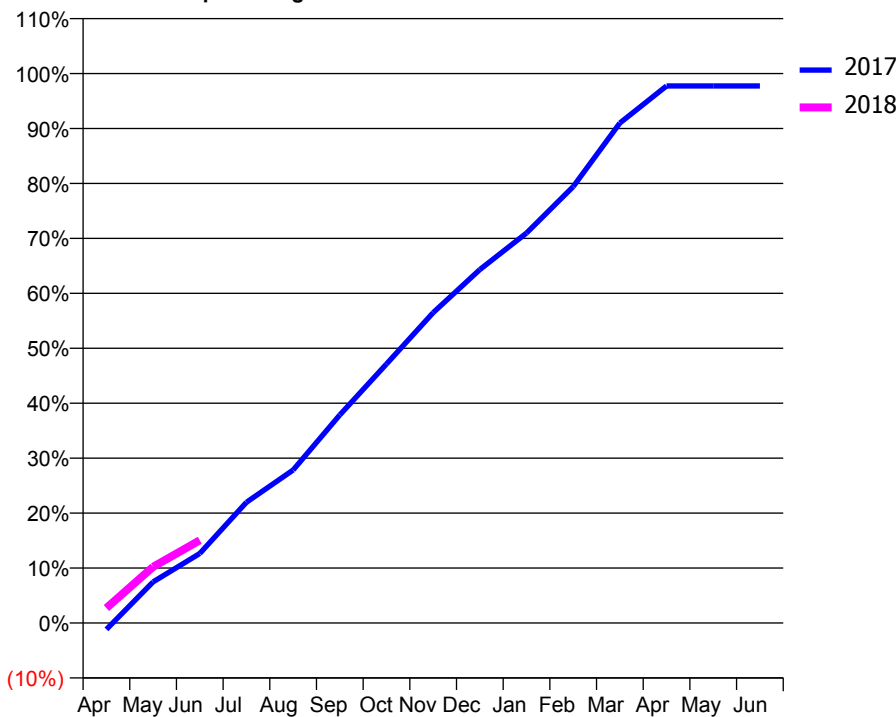
ACCESS*

Patients seen in 24 months	Total	Change since previous quarter
Quarter ending June 2016	7,300	
Quarter ending September 2016	7,359	→
Quarter ending December 2016	7,325	→
Quarter ending March 2017	7,378	→
Quarter ending June 2017	7,391	→
Variance since June 2016	1.2%	→



ACTIVITY

Cumulative percentage of contracted UDA delivered 2017 & 2018



Month	Adjusted Scheduled Activity (UDA)	
	2017	2018
April	-230	536
May	1,478	2,018
June	2,492	2,968
July	4,330	
August	5,487	
September	7,464	
October	9,294	
November	11,134	
December	12,679	
January	13,988	
February	15,654	
March	17,936	
April	19,263	
May	19,264	
June	19,265	

QUALITY

	Quantity	Base Number	Contract	AT	Region	England
% of FP17s for the same patient ID Re-attending within 3 months - Children	50	544	9.2%	12.3%	13.0%	12.0%
% of FP17s for the same patient ID Re-attending within 3 months - Adults	284	1,864	15.2%	15.5%	16.6%	16.0%
% of FP17s for the same patient ID Re-attending between 3 & 9 months - Children	357	544	65.6%	54.6%	59.5%	58.0%
% of FP17s for the same patient ID Re-attending between 3 & 9 months - Adults	1,037	1,864	55.6%	50.8%	53.1%	50.9%
% of FP17s for Band 1 Urgent Courses	261	1,775	14.7%	8.9%	9.3%	9.1%
% of FP17s Relating to Free Repair or Replacements	20	1,775	1.1%	1.2%	1.0%	0.8%
% of FP17s Relating to Continuations	10	1,775	0.6%	1.6%	1.3%	1.1%
% of Patients satisfied with the dentistry they have received	17	20	85.0%	90.5%	91.9%	91.7%
% of Patients satisfied with the time they had to wait for an appointment	20	20	100.0%	87.1%	88.7%	88.0%

* This is based on patients treated on this contract for their most recent course of treatment. Figures in italics indicate the base number of FP17s or Patient Questionnaire responses are less than 100. N/A is shown where the base number of responses is less than 10 during the period. % is calculated as Quantity/Base number*100

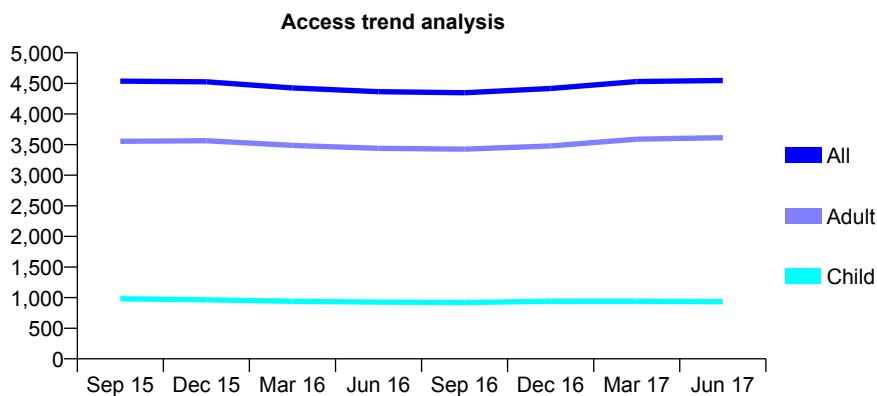
Q45 - Vital Signs At a Glance Contract Report for 767514/0002 - June 2017

Name or company name	MISS KE BOOTH
Contract type name	GDS Contract
Purpose of contract	General and Orthodontic
Contract start date	01/12/2011
Contract end date	

17/18 Contracted general activity (UDA)	12,032
Carry forward general activity (UDA)	0
17/18 Contracted orthodontic activity (UOA)	2
Carry forward orthodontic activity (UOA)	0
Baseline contract value	£454,749.06

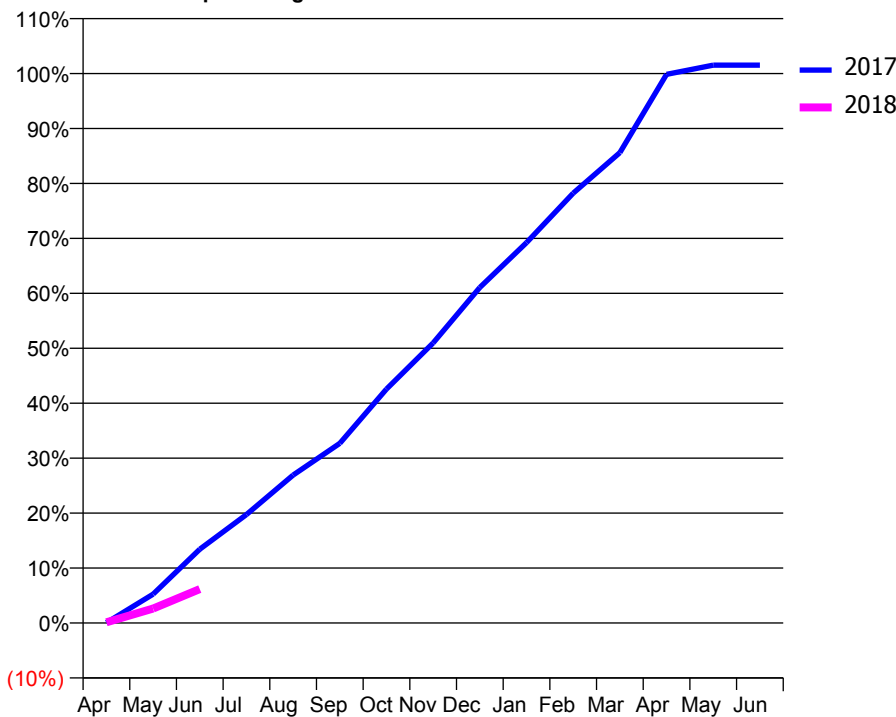
ACCESS*

Patients seen in 24 months	Total	Change since previous quarter
Quarter ending June 2016	4,366	
Quarter ending September 2016	4,347	→
Quarter ending December 2016	4,417	→
Quarter ending March 2017	4,530	↑
Quarter ending June 2017	4,548	→
Variance since June 2016	4.2%	↑



ACTIVITY

Cumulative percentage of contracted UDA delivered 2017 & 2018



Month	Adjusted Scheduled Activity (UDA)	
	2017	2018
April	7	15
May	633	316
June	1,615	744
July	2,375	
August	3,241	
September	3,933	
October	5,124	
November	6,132	
December	7,348	
January	8,328	
February	9,412	
March	10,299	
April	12,015	
May	12,215	
June	12,216	

QUALITY

	Quantity	Base Number	Contract	AT	Region	England
% of FP17s for the same patient ID Re-attending within 3 months - Children	17	304	5.6%	12.3%	13.0%	12.0%
% of FP17s for the same patient ID Re-attending within 3 months - Adults	174	1,127	15.4%	15.5%	16.6%	16.0%
% of FP17s for the same patient ID Re-attending between 3 & 9 months - Children	136	304	44.7%	54.6%	59.5%	58.0%
% of FP17s for the same patient ID Re-attending between 3 & 9 months - Adults	571	1,127	50.7%	50.8%	53.1%	50.9%
% of FP17s for Band 1 Urgent Courses	25	480	5.2%	8.9%	9.3%	9.1%
% of FP17s Relating to Free Repair or Replacements	3	480	0.6%	1.2%	1.0%	0.8%
% of FP17s Relating to Continuations	12	480	2.5%	1.6%	1.3%	1.1%
% of Patients satisfied with the dentistry they have received	16	17	94.1%	90.5%	91.9%	91.7%
% of Patients satisfied with the time they had to wait for an appointment	15	17	88.2%	87.1%	88.7%	88.0%

* This is based on patients treated on this contract for their most recent course of treatment. Figures in italics indicate the base number of FP17s or Patient Questionnaire responses are less than 100. N/A is shown where the base number of responses is less than 10 during the period. % is calculated as Quantity/Base number*100

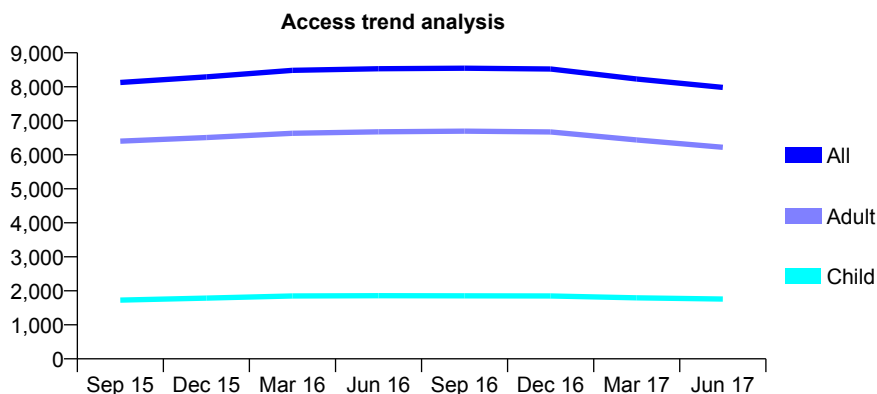
Q45 - Vital Signs At a Glance Contract Report for 772321/0001 - June 2017

Name or company name	MR PC WOODHOUSE
Contract type name	GDS Contract
Purpose of contract	General and Orthodontic
Contract start date	01/06/2011
Contract end date	

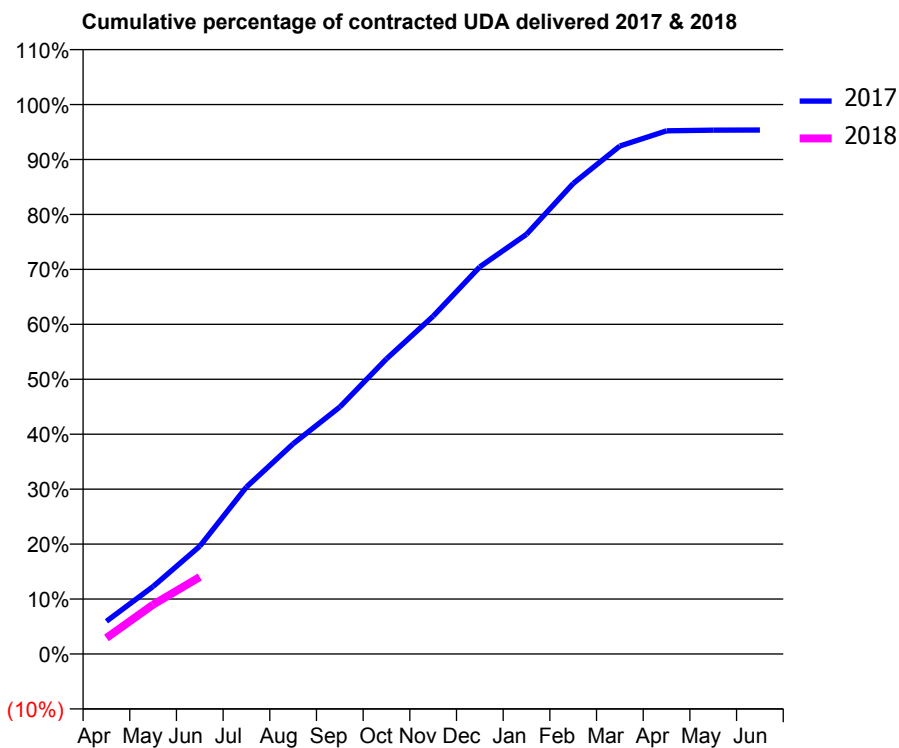
17/18 Contracted general activity (UDA)	28,441
Carry forward general activity (UDA)	0
17/18 Contracted orthodontic activity (UOA)	0
Carry forward orthodontic activity (UOA)	0
Baseline contract value	£762,820.67

ACCESS*

Patients seen in 24 months	Total	Change since previous quarter
Quarter ending June 2016	8,533	
Quarter ending September 2016	8,548	→
Quarter ending December 2016	8,524	→
Quarter ending March 2017	8,231	↓
Quarter ending June 2017	7,982	↓
Variance since June 2016	(6.5%)	↓



ACTIVITY



Month	Adjusted Scheduled Activity (UDA)	
	2017	2018
April	1,696	831
May	3,499	2,558
June	5,583	3,988
July	8,643	
August	10,882	
September	12,783	
October	15,277	
November	17,483	
December	20,041	
January	21,720	
February	24,351	
March	26,293	
April	27,082	
May	27,115	
June	27,123	

QUALITY

	Quantity	Base Number	Contract	AT	Region	England
% of FP17s for the same patient ID Re-attending within 3 months - Children	47	619	7.6%	12.3%	13.0%	12.0%
% of FP17s for the same patient ID Re-attending within 3 months - Adults	229	1,673	13.7%	15.5%	16.6%	16.0%
% of FP17s for the same patient ID Re-attending between 3 & 9 months - Children	386	619	62.4%	54.6%	59.5%	58.0%
% of FP17s for the same patient ID Re-attending between 3 & 9 months - Adults	1,043	1,673	62.3%	50.8%	53.1%	50.9%
% of FP17s for Band 1 Urgent Courses	94	1,950	4.8%	8.9%	9.3%	9.1%
% of FP17s Relating to Free Repair or Replacements	22	1,950	1.1%	1.2%	1.0%	0.8%
% of FP17s Relating to Continuations	49	1,950	2.5%	1.6%	1.3%	1.1%
% of Patients satisfied with the dentistry they have received	23	23	100.0%	90.5%	91.9%	91.7%
% of Patients satisfied with the time they had to wait for an appointment	20	23	87.0%	87.1%	88.7%	88.0%

* This is based on patients treated on this contract for their most recent course of treatment. Figures in italics indicate the base number of FP17s or Patient Questionnaire responses are less than 100. N/A is shown where the base number of responses is less than 10 during the period. % is calculated as Quantity/Base number*100

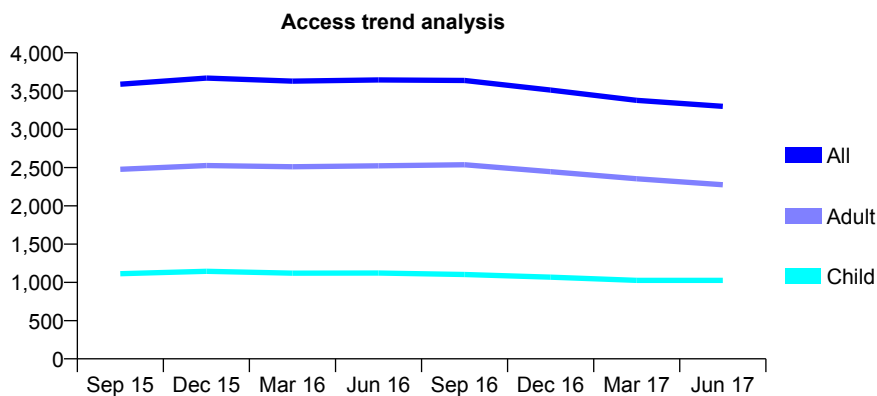
Q45 - Vital Signs At a Glance Contract Report for 773115/0002 - June 2017

Name or company name	MR P THAPAR
Contract type name	GDS Contract
Purpose of contract	General
Contract start date	01/04/2006
Contract end date	

17/18 Contracted general activity (UDA)	11,473
Carry forward general activity (UDA)	0
17/18 Contracted orthodontic activity (UOA)	0
Carry forward orthodontic activity (UOA)	0
Baseline contract value	£258,605.65

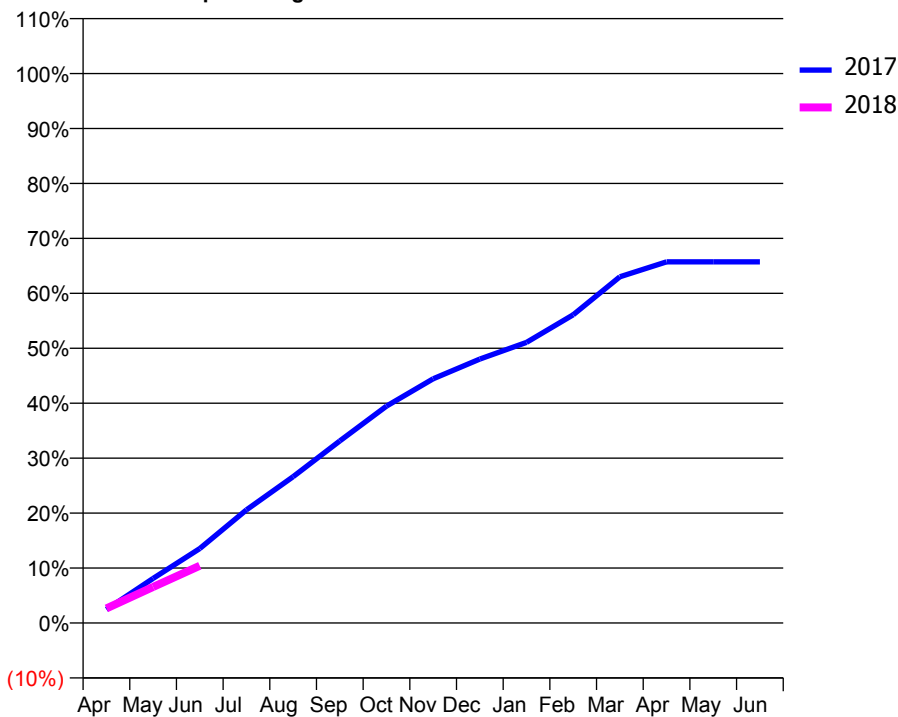
ACCESS*

Patients seen in 24 months	Total	Change since previous quarter
Quarter ending June 2016	3,645	
Quarter ending September 2016	3,639	→
Quarter ending December 2016	3,513	↓
Quarter ending March 2017	3,379	↓
Quarter ending June 2017	3,301	↓
Variance since June 2016	(9.4%)	↓



ACTIVITY

Cumulative percentage of contracted UDA delivered 2017 & 2018



Month	Adjusted Scheduled Activity (UDA)	
	2017	2018
April	284	304
May	930	754
June	1,556	1,196
July	2,364	
August	3,056	
September	3,803	
October	4,529	
November	5,099	
December	5,512	
January	5,859	
February	6,435	
March	7,230	
April	7,541	
May	7,541	
June	7,541	

QUALITY

	Quantity	Base Number	Contract	AT	Region	England
% of FP17s for the same patient ID Re-attending within 3 months - Children	16	330	4.8%	12.3%	13.0%	12.0%
% of FP17s for the same patient ID Re-attending within 3 months - Adults	36	406	8.9%	15.5%	16.6%	16.0%
% of FP17s for the same patient ID Re-attending between 3 & 9 months - Children	119	330	36.1%	54.6%	59.5%	58.0%
% of FP17s for the same patient ID Re-attending between 3 & 9 months - Adults	112	406	27.6%	50.8%	53.1%	50.9%
% of FP17s for Band 1 Urgent Courses	36	605	6.0%	8.9%	9.3%	9.1%
% of FP17s Relating to Free Repair or Replacements	4	605	0.7%	1.2%	1.0%	0.8%
% of FP17s Relating to Continuations	16	605	2.6%	1.6%	1.3%	1.1%
% of Patients satisfied with the dentistry they have received	5	6	N/A	90.5%	91.9%	91.7%
% of Patients satisfied with the time they had to wait for an appointment	6	6	N/A	87.1%	88.7%	88.0%

* This is based on patients treated on this contract for their most recent course of treatment. Figures in italics indicate the base number of FP17s or Patient Questionnaire responses are less than 100. N/A is shown where the base number of responses is less than 10 during the period. % is calculated as Quantity/Base number*100

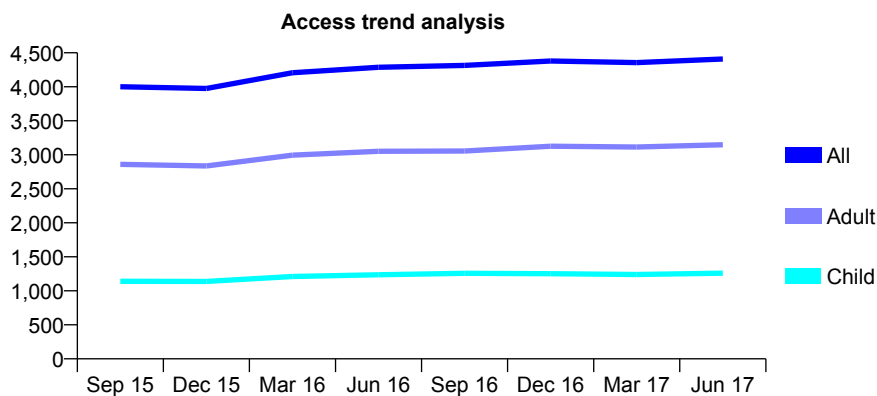
Q45 - Vital Signs At a Glance Contract Report for 801712/0004 - June 2017

Name or company name	Mr S A Jeyarajan Dental Surgery
Contract type name	GDS Contract
Purpose of contract	General
Contract start date	14/05/2011
Contract end date	

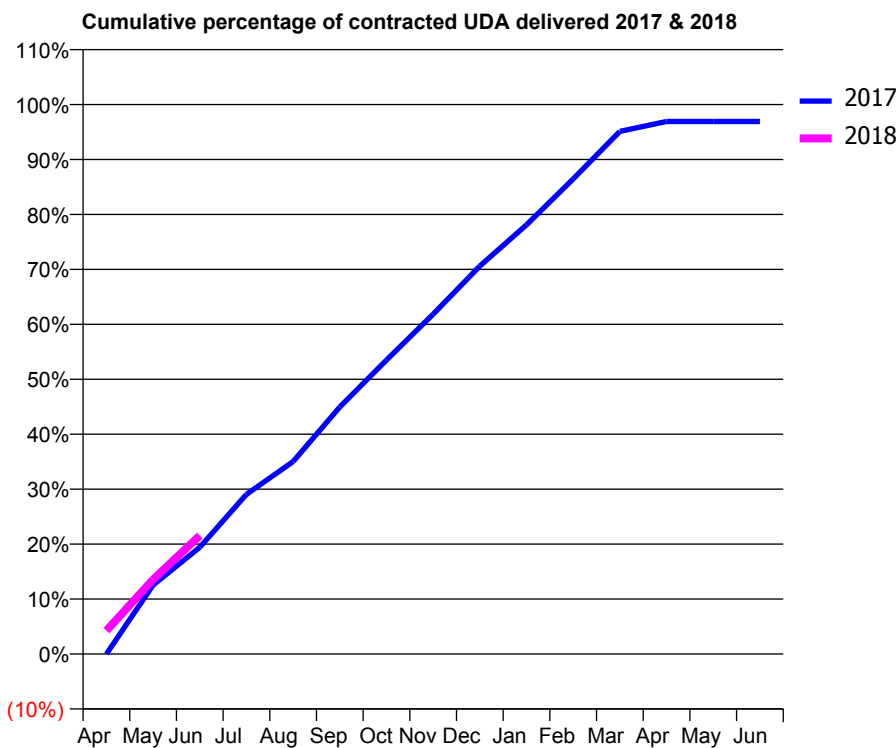
17/18 Contracted general activity (UDA)	11,567
Carry forward general activity (UDA)	0
17/18 Contracted orthodontic activity (UOA)	0
Carry forward orthodontic activity (UOA)	0
Baseline contract value	£310,116.61

ACCESS*

Patients seen in 24 months	Total	Change since previous quarter
Quarter ending June 2016	4,288	
Quarter ending September 2016	4,314	→
Quarter ending December 2016	4,379	→
Quarter ending March 2017	4,355	→
Quarter ending June 2017	4,409	→
Variance since June 2016	2.8%	↑



ACTIVITY



Month	Adjusted Scheduled Activity (UDA)	
	2017	2018
April	0	492
May	1,453	1,567
June	2,247	2,495
July	3,361	
August	4,052	
September	5,199	
October	6,187	
November	7,152	
December	8,166	
January	9,034	
February	9,999	
March	11,001	
April	11,209	
May	11,209	
June	11,209	

QUALITY

	Quantity	Base Number	Contract	AT	Region	England
% of FP17s for the same patient ID Re-attending within 3 months - Children	25	377	6.6%	12.3%	13.0%	12.0%
% of FP17s for the same patient ID Re-attending within 3 months - Adults	140	885	15.8%	15.5%	16.6%	16.0%
% of FP17s for the same patient ID Re-attending between 3 & 9 months - Children	195	377	51.7%	54.6%	59.5%	58.0%
% of FP17s for the same patient ID Re-attending between 3 & 9 months - Adults	341	885	38.5%	50.8%	53.1%	50.9%
% of FP17s for Band 1 Urgent Courses	145	1,164	12.5%	8.9%	9.3%	9.1%
% of FP17s Relating to Free Repair or Replacements	10	1,164	0.9%	1.2%	1.0%	0.8%
% of FP17s Relating to Continuations	12	1,164	1.0%	1.6%	1.3%	1.1%
% of Patients satisfied with the dentistry they have received	6	7	N/A	90.5%	91.9%	91.7%
% of Patients satisfied with the time they had to wait for an appointment	6	7	N/A	87.1%	88.7%	88.0%

* This is based on patients treated on this contract for their most recent course of treatment. Figures in italics indicate the base number of FP17s or Patient Questionnaire responses are less than 100. N/A is shown where the base number of responses is less than 10 during the period. % is calculated as Quantity/Base number*100

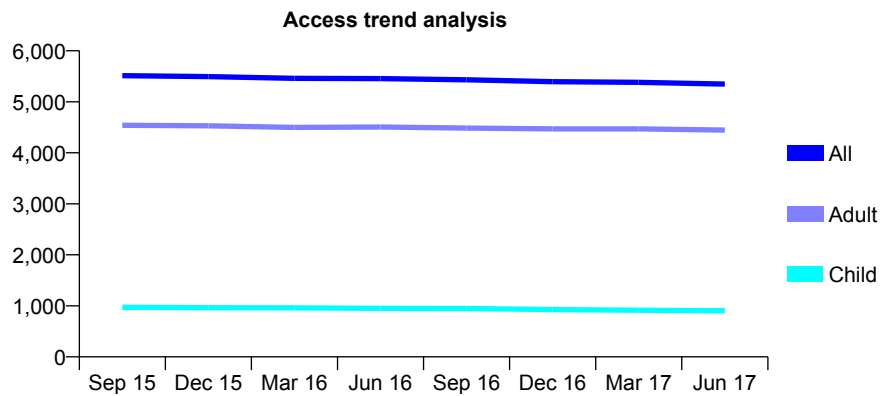
Q45 - Vital Signs At a Glance Contract Report for 804932/0001 - June 2017

Name or company name	MR A ABRAHAM
Contract type name	GDS Contract
Purpose of contract	General
Contract start date	01/04/2006
Contract end date	

17/18 Contracted general activity (UDA)	17,669
Carry forward general activity (UDA)	0
17/18 Contracted orthodontic activity (UOA)	0
Carry forward orthodontic activity (UOA)	0
Baseline contract value	£373,812.28

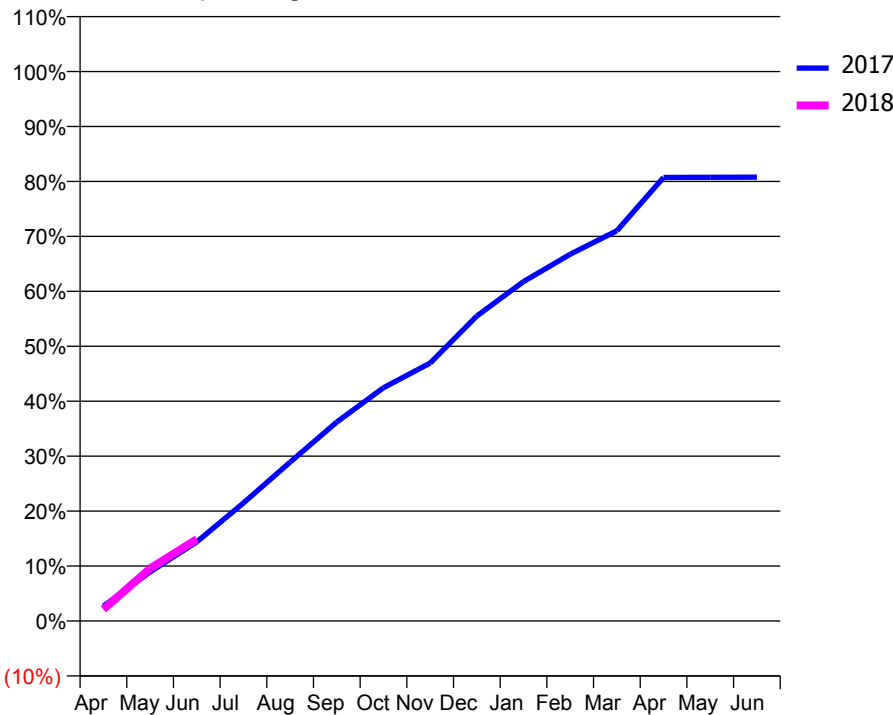
ACCESS*

Patients seen in 24 months	Total	Change since previous quarter
Quarter ending June 2016	5,455	
Quarter ending September 2016	5,431	→
Quarter ending December 2016	5,394	→
Quarter ending March 2017	5,382	→
Quarter ending June 2017	5,349	→
Variance since June 2016	(1.9%)	↓



ACTIVITY

Cumulative percentage of contracted UDA delivered 2017 & 2018



Month	Adjusted Scheduled Activity (UDA)	
	2017	2018
April	476	375
May	1,580	1,690
June	2,546	2,629
July	3,798	
August	5,110	
September	6,401	
October	7,501	
November	8,293	
December	9,810	
January	10,913	
February	11,793	
March	12,547	
April	14,262	
May	14,267	
June	14,271	

QUALITY

	Quantity	Base Number	Contract	AT	Region	England
% of FP17s for the same patient ID Re-attending within 3 months - Children	24	259	9.3%	12.3%	13.0%	12.0%
% of FP17s for the same patient ID Re-attending within 3 months - Adults	224	1,364	16.4%	15.5%	16.6%	16.0%
% of FP17s for the same patient ID Re-attending between 3 & 9 months - Children	50	259	19.3%	54.6%	59.5%	58.0%
% of FP17s for the same patient ID Re-attending between 3 & 9 months - Adults	295	1,364	21.6%	50.8%	53.1%	50.9%
% of FP17s for Band 1 Urgent Courses	84	1,035	8.1%	8.9%	9.3%	9.1%
% of FP17s Relating to Free Repair or Replacements	26	1,035	2.5%	1.2%	1.0%	0.8%
% of FP17s Relating to Continuations	56	1,035	5.4%	1.6%	1.3%	1.1%
% of Patients satisfied with the dentistry they have received	24	30	80.0%	90.5%	91.9%	91.7%
% of Patients satisfied with the time they had to wait for an appointment	26	30	86.7%	87.1%	88.7%	88.0%

* This is based on patients treated on this contract for their most recent course of treatment. Figures in italics indicate the base number of FP17s or Patient Questionnaire responses are less than 100. N/A is shown where the base number of responses is less than 10 during the period. % is calculated as Quantity/Base number*100

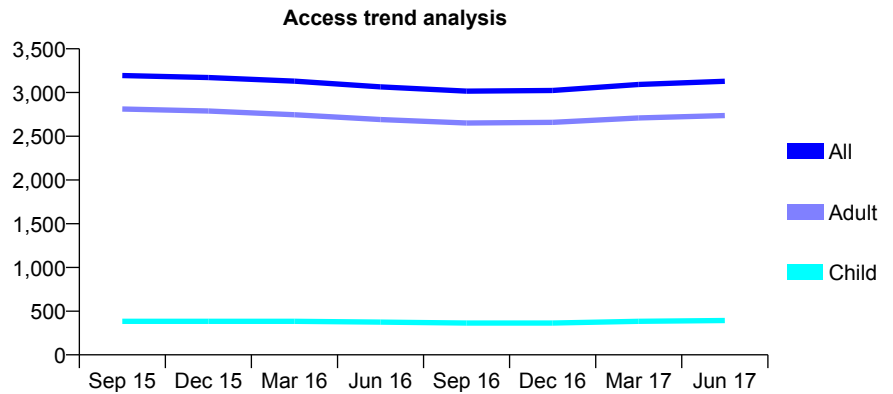
Q45 - Vital Signs At a Glance Contract Report for 811513/0001 - June 2017

Name or company name	MR PL NEWTON
Contract type name	GDS Contract
Purpose of contract	General
Contract start date	01/04/2006
Contract end date	

17/18 Contracted general activity (UDA)	15,980
Carry forward general activity (UDA)	0
17/18 Contracted orthodontic activity (UOA)	0
Carry forward orthodontic activity (UOA)	0
Baseline contract value	£340,074.63

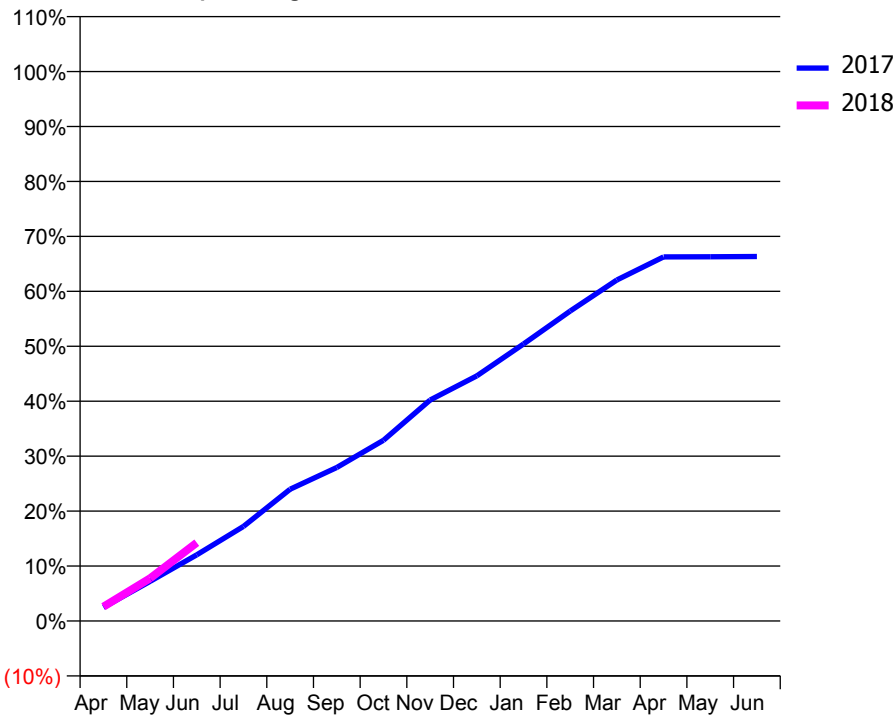
ACCESS*

Patients seen in 24 months	Total	Change since previous quarter
Quarter ending June 2016	3,065	
Quarter ending September 2016	3,016	↓
Quarter ending December 2016	3,023	→
Quarter ending March 2017	3,092	↑
Quarter ending June 2017	3,129	→
Variance since June 2016	2.1%	↑



ACTIVITY

Cumulative percentage of contracted UDA delivered 2017 & 2018



Month	Adjusted Scheduled Activity (UDA)	
	2017	2018
April	399	416
May	1,153	1,244
June	1,925	2,279
July	2,753	
August	3,834	
September	4,467	
October	5,258	
November	6,428	
December	7,131	
January	8,056	
February	9,013	
March	9,917	
April	10,590	
May	10,592	
June	10,600	

QUALITY

	Quantity	Base Number	Contract	AT	Region	England
% of FP17s for the same patient ID Re-attending within 3 months - Children	8	166	4.8%	12.3%	13.0%	12.0%
% of FP17s for the same patient ID Re-attending within 3 months - Adults	136	1,218	11.2%	15.5%	16.6%	16.0%
% of FP17s for the same patient ID Re-attending between 3 & 9 months - Children	101	166	60.8%	54.6%	59.5%	58.0%
% of FP17s for the same patient ID Re-attending between 3 & 9 months - Adults	867	1,218	71.2%	50.8%	53.1%	50.9%
% of FP17s for Band 1 Urgent Courses	72	1,131	6.4%	8.9%	9.3%	9.1%
% of FP17s Relating to Free Repair or Replacements	12	1,131	1.1%	1.2%	1.0%	0.8%
% of FP17s Relating to Continuations	21	1,131	1.9%	1.6%	1.3%	1.1%
% of Patients satisfied with the dentistry they have received	14	14	100.0%	90.5%	91.9%	91.7%
% of Patients satisfied with the time they had to wait for an appointment	13	14	92.9%	87.1%	88.7%	88.0%

* This is based on patients treated on this contract for their most recent course of treatment. Figures in italics indicate the base number of FP17s or Patient Questionnaire responses are less than 100. N/A is shown where the base number of responses is less than 10 during the period. % is calculated as Quantity/Base number*100

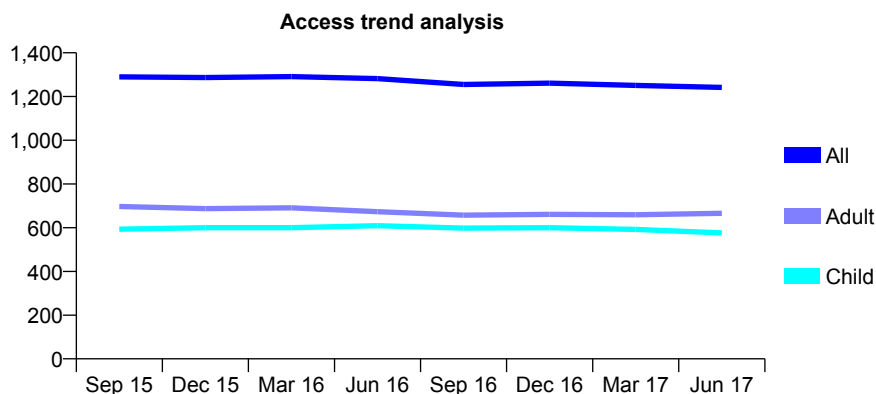
Q45 - Vital Signs At a Glance Contract Report for 814342/0002 - June 2017

Name or company name	Lynes Dental Surgery
Contract type name	GDS Contract
Purpose of contract	General
Contract start date	01/04/2006
Contract end date	

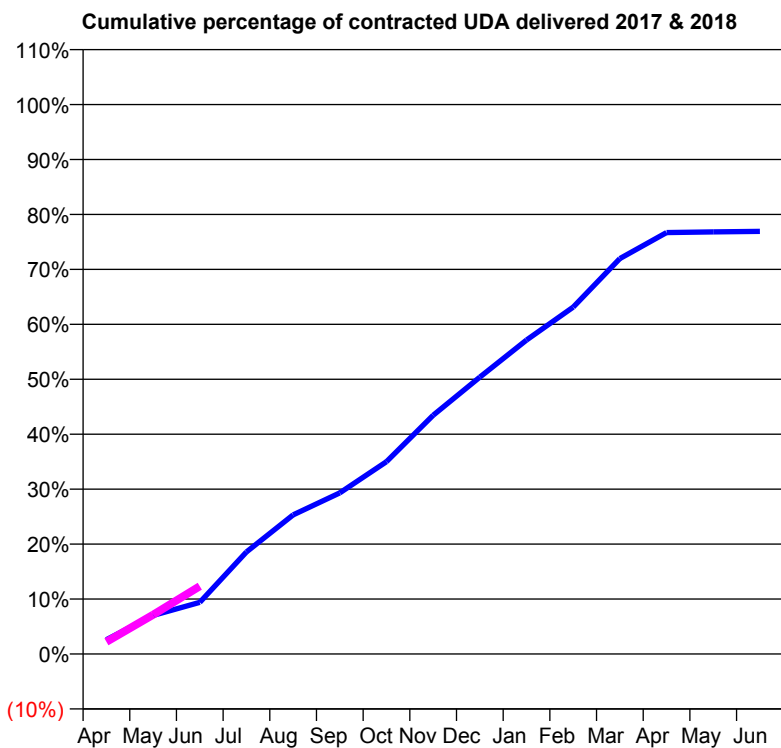
17/18 Contracted general activity (UDA)	5,800
Carry forward general activity (UDA)	0
17/18 Contracted orthodontic activity (UOA)	0
Carry forward orthodontic activity (UOA)	0
Baseline contract value	£136,360.05

ACCESS*

Patients seen in 24 months	Total	Change since previous quarter
Quarter ending June 2016	1,282	
Quarter ending September 2016	1,255	↓
Quarter ending December 2016	1,261	→
Quarter ending March 2017	1,251	→
Quarter ending June 2017	1,242	→
Variance since June 2016	(3.1%)	↓



ACTIVITY



Adjusted Scheduled Activity (UDA)		
Month	2017	2018
April	151	128
May	408	414
June	545	715
July	1,078	
August	1,469	
September	1,701	
October	2,031	
November	2,521	
December	2,922	
January	3,313	
February	3,662	
March	4,174	
April	4,449	
May	4,455	
June	4,461	

QUALITY

	Quantity	Base Number	Contract	AT	Region	England
% of FP17s for the same patient ID Re-attending within 3 months - Children	17	269	6.3%	12.3%	13.0%	12.0%
% of FP17s for the same patient ID Re-attending within 3 months - Adults	41	225	18.2%	15.5%	16.6%	16.0%
% of FP17s for the same patient ID Re-attending between 3 & 9 months - Children	207	269	77.0%	54.6%	59.5%	58.0%
% of FP17s for the same patient ID Re-attending between 3 & 9 months - Adults	141	225	62.7%	50.8%	53.1%	50.9%
% of FP17s for Band 1 Urgent Courses	21	399	5.3%	8.9%	9.3%	9.1%
% of FP17s Relating to Free Repair or Replacements	0	399	0.0%	1.2%	1.0%	0.8%
% of FP17s Relating to Continuations	4	399	1.0%	1.6%	1.3%	1.1%
% of Patients satisfied with the dentistry they have received	5	5	N/A	90.5%	91.9%	91.7%
% of Patients satisfied with the time they had to wait for an appointment	5	5	N/A	87.1%	88.7%	88.0%

* This is based on patients treated on this contract for their most recent course of treatment. Figures in italics indicate the base number of FP17s or Patient Questionnaire responses are less than 100. N/A is shown where the base number of responses is less than 10 during the period. % is calculated as Quantity/Base number*100

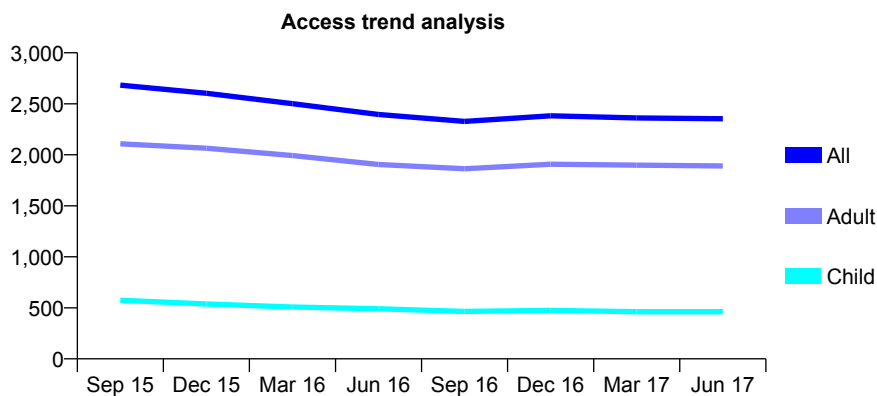
Q45 - Vital Signs At a Glance Contract Report for 820857/0002 - June 2017

Name or company name	MRS JH ELSTON
Contract type name	GDS Contract
Purpose of contract	General
Contract start date	01/04/2006
Contract end date	

17/18 Contracted general activity (UDA)	12,629
Carry forward general activity (UDA)	0
17/18 Contracted orthodontic activity (UOA)	0
Carry forward orthodontic activity (UOA)	0
Baseline contract value	£348,053.90

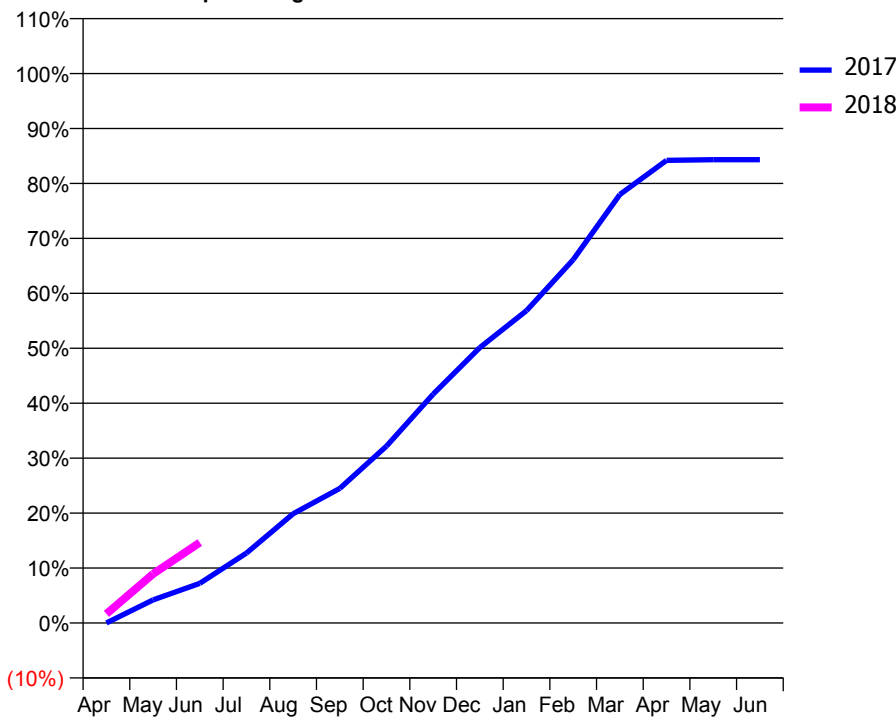
ACCESS*

Patients seen in 24 months	Total	Change since previous quarter
Quarter ending June 2016	2,396	
Quarter ending September 2016	2,328	↓
Quarter ending December 2016	2,383	↑
Quarter ending March 2017	2,361	→
Quarter ending June 2017	2,353	→
Variance since June 2016	(1.8%)	↓



ACTIVITY

Cumulative percentage of contracted UDA delivered 2017 & 2018



Month	Adjusted Scheduled Activity (UDA)	
	2017	2018
April	0	211
May	532	1,128
June	912	1,851
July	1,608	
August	2,511	
September	3,095	
October	4,066	
November	5,260	
December	6,329	
January	7,179	
February	8,349	
March	9,848	
April	10,634	
May	10,648	
June	10,649	

QUALITY

	Quantity	Base Number	Contract	AT	Region	England
% of FP17s for the same patient ID Re-attending within 3 months - Children	9	159	5.7%	12.3%	13.0%	12.0%
% of FP17s for the same patient ID Re-attending within 3 months - Adults	216	800	27.0%	15.5%	16.6%	16.0%
% of FP17s for the same patient ID Re-attending between 3 & 9 months - Children	90	159	56.6%	54.6%	59.5%	58.0%
% of FP17s for the same patient ID Re-attending between 3 & 9 months - Adults	395	800	49.4%	50.8%	53.1%	50.9%
% of FP17s for Band 1 Urgent Courses	115	764	15.1%	8.9%	9.3%	9.1%
% of FP17s Relating to Free Repair or Replacements	37	764	4.8%	1.2%	1.0%	0.8%
% of FP17s Relating to Continuations	28	764	3.7%	1.6%	1.3%	1.1%
% of Patients satisfied with the dentistry they have received	9	12	75.0%	90.5%	91.9%	91.7%
% of Patients satisfied with the time they had to wait for an appointment	8	12	66.7%	87.1%	88.7%	88.0%

* This is based on patients treated on this contract for their most recent course of treatment. Figures in italics indicate the base number of FP17s or Patient Questionnaire responses are less than 100. N/A is shown where the base number of responses is less than 10 during the period. % is calculated as Quantity/Base number*100

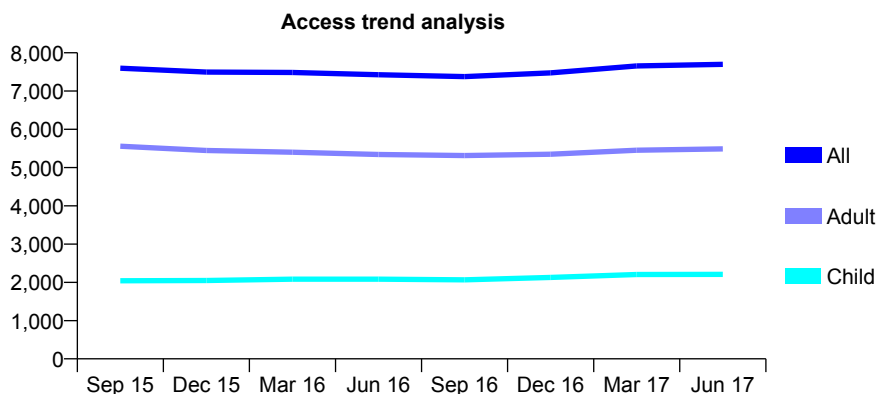
Q45 - Vital Signs At a Glance Contract Report for 832472/0001 - June 2017

Name or company name	MR AR FLETCHER
Contract type name	GDS Contract
Purpose of contract	General and Orthodontic
Contract start date	01/04/2006
Contract end date	

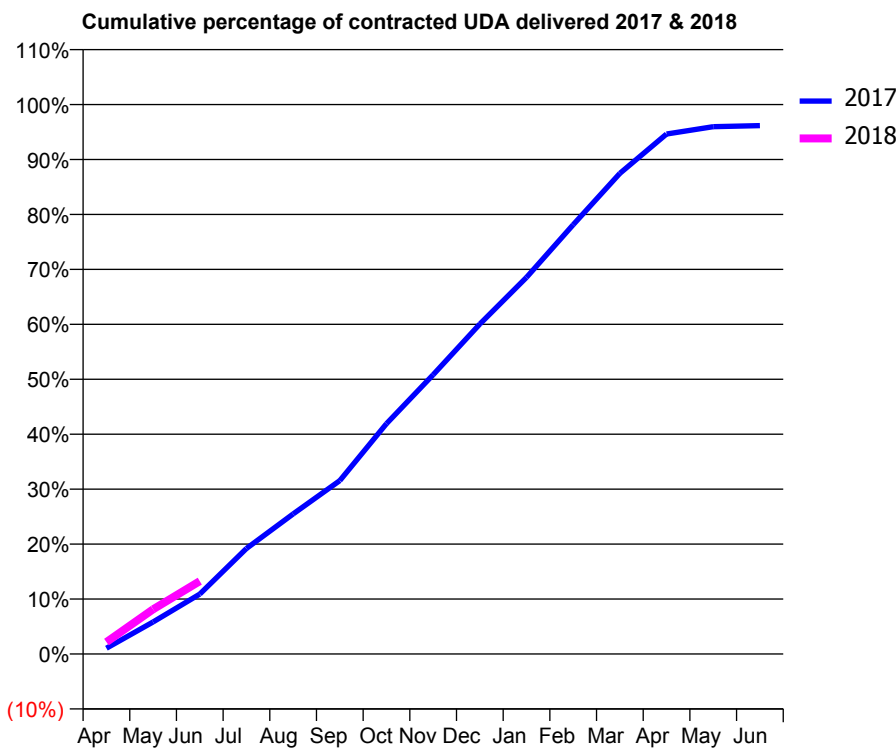
17/18 Contracted general activity (UDA)	25,408
Carry forward general activity (UDA)	0
17/18 Contracted orthodontic activity (UOA)	407
Carry forward orthodontic activity (UOA)	0
Baseline contract value	£634,511.14

ACCESS*

Patients seen in 24 months	Total	Change since previous quarter
Quarter ending June 2016	7,425	
Quarter ending September 2016	7,379	→
Quarter ending December 2016	7,475	→
Quarter ending March 2017	7,657	↑
Quarter ending June 2017	7,700	→
Variance since June 2016	3.7%	↑



ACTIVITY



Month	Adjusted Scheduled Activity (UDA)	
	2017	2018
April	270	552
May	1,482	2,066
June	2,773	3,368
July	4,880	
August	6,480	
September	8,020	
October	10,651	
November	12,912	
December	15,257	
January	17,415	
February	19,853	
March	22,224	
April	24,041	
May	24,385	
June	24,435	

QUALITY

	Quantity	Base Number	Contract	AT	Region	England
% of FP17s for the same patient ID Re-attending within 3 months - Children	106	758	14.0%	12.3%	13.0%	12.0%
% of FP17s for the same patient ID Re-attending within 3 months - Adults	285	1,612	17.7%	15.5%	16.6%	16.0%
% of FP17s for the same patient ID Re-attending between 3 & 9 months - Children	380	758	50.1%	54.6%	59.5%	58.0%
% of FP17s for the same patient ID Re-attending between 3 & 9 months - Adults	789	1,612	48.9%	50.8%	53.1%	50.9%
% of FP17s for Band 1 Urgent Courses	144	1,462	9.8%	8.9%	9.3%	9.1%
% of FP17s Relating to Free Repair or Replacements	15	1,462	1.0%	1.2%	1.0%	0.8%
% of FP17s Relating to Continuations	31	1,462	2.1%	1.6%	1.3%	1.1%
% of Patients satisfied with the dentistry they have received	19	22	86.4%	90.5%	91.9%	91.7%
% of Patients satisfied with the time they had to wait for an appointment	14	22	63.6%	87.1%	88.7%	88.0%

* This is based on patients treated on this contract for their most recent course of treatment. Figures in italics indicate the base number of FP17s or Patient Questionnaire responses are less than 100. N/A is shown where the base number of responses is less than 10 during the period. % is calculated as Quantity/Base number*100

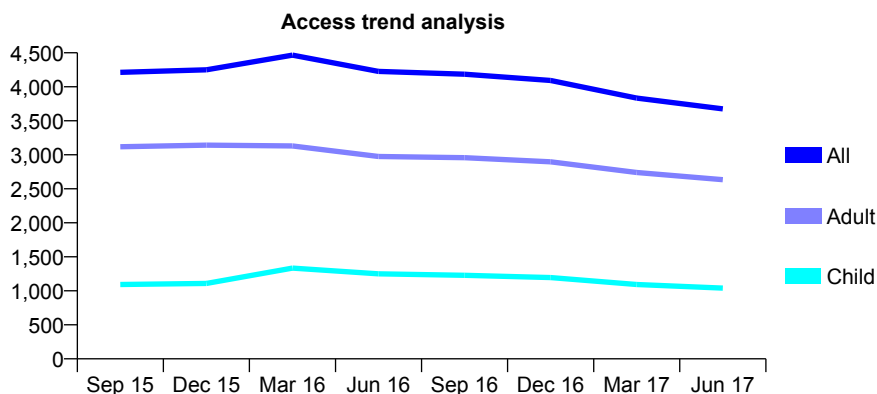
Q45 - Vital Signs At a Glance Contract Report for 833037/0004 - June 2017

Name or company name	MR MA HYDER
Contract type name	GDS Contract
Purpose of contract	General
Contract start date	01/04/2006
Contract end date	

17/18 Contracted general activity (UDA)	11,922
Carry forward general activity (UDA)	0
17/18 Contracted orthodontic activity (UOA)	0
Carry forward orthodontic activity (UOA)	0
Baseline contract value	£382,863.09

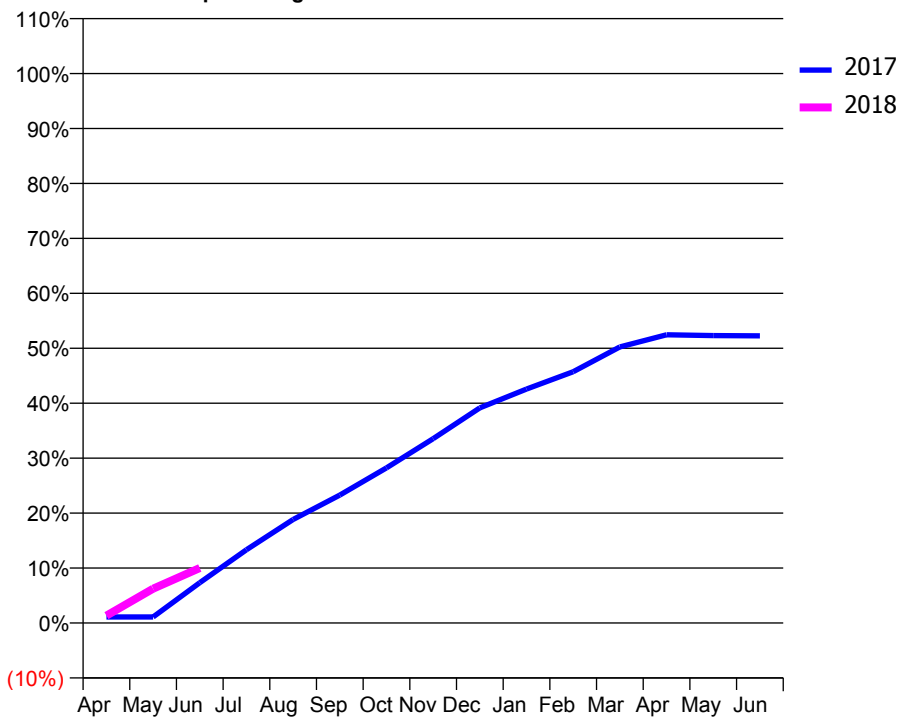
ACCESS*

Patients seen in 24 months	Total	Change since previous quarter
Quarter ending June 2016	4,226	
Quarter ending September 2016	4,185	→
Quarter ending December 2016	4,093	↓
Quarter ending March 2017	3,834	↓
Quarter ending June 2017	3,675	↓
Variance since June 2016	(13.0%)	↓



ACTIVITY

Cumulative percentage of contracted UDA delivered 2017 & 2018



Adjusted Scheduled Activity (UDA)

Month	2017	2018
April	130	161
May	130	745
June	874	1,192
July	1,590	
August	2,246	
September	2,777	
October	3,366	
November	3,999	
December	4,669	
January	5,076	
February	5,453	
March	5,989	
April	6,253	
May	6,235	
June	6,231	

QUALITY

	Quantity	Base Number	Contract	AT	Region	England
% of FP17s for the same patient ID Re-attending within 3 months - Children	7	220	3.2%	12.3%	13.0%	12.0%
% of FP17s for the same patient ID Re-attending within 3 months - Adults	62	490	12.7%	15.5%	16.6%	16.0%
% of FP17s for the same patient ID Re-attending between 3 & 9 months - Children	44	220	20.0%	54.6%	59.5%	58.0%
% of FP17s for the same patient ID Re-attending between 3 & 9 months - Adults	96	490	19.6%	50.8%	53.1%	50.9%
% of FP17s for Band 1 Urgent Courses	116	585	19.8%	8.9%	9.3%	9.1%
% of FP17s Relating to Free Repair or Replacements	6	585	1.0%	1.2%	1.0%	0.8%
% of FP17s Relating to Continuations	2	585	0.3%	1.6%	1.3%	1.1%
% of Patients satisfied with the dentistry they have received	2	3	N/A	90.5%	91.9%	91.7%
% of Patients satisfied with the time they had to wait for an appointment	2	3	N/A	87.1%	88.7%	88.0%

* This is based on patients treated on this contract for their most recent course of treatment. Figures in italics indicate the base number of FP17s or Patient Questionnaire responses are less than 100. N/A is shown where the base number of responses is less than 10 during the period. % is calculated as Quantity/Base number*100

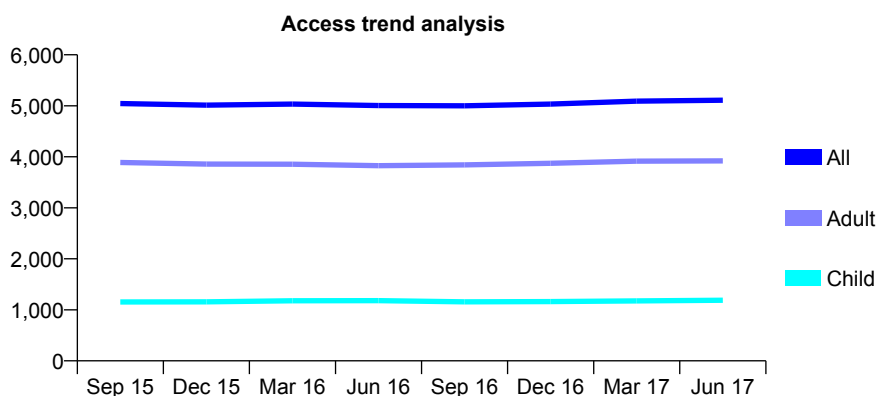
Q45 - Vital Signs At a Glance Contract Report for 833037/0007 - June 2017

Name or company name	MR MA HYDER
Contract type name	GDS Contract
Purpose of contract	General
Contract start date	01/08/2006
Contract end date	

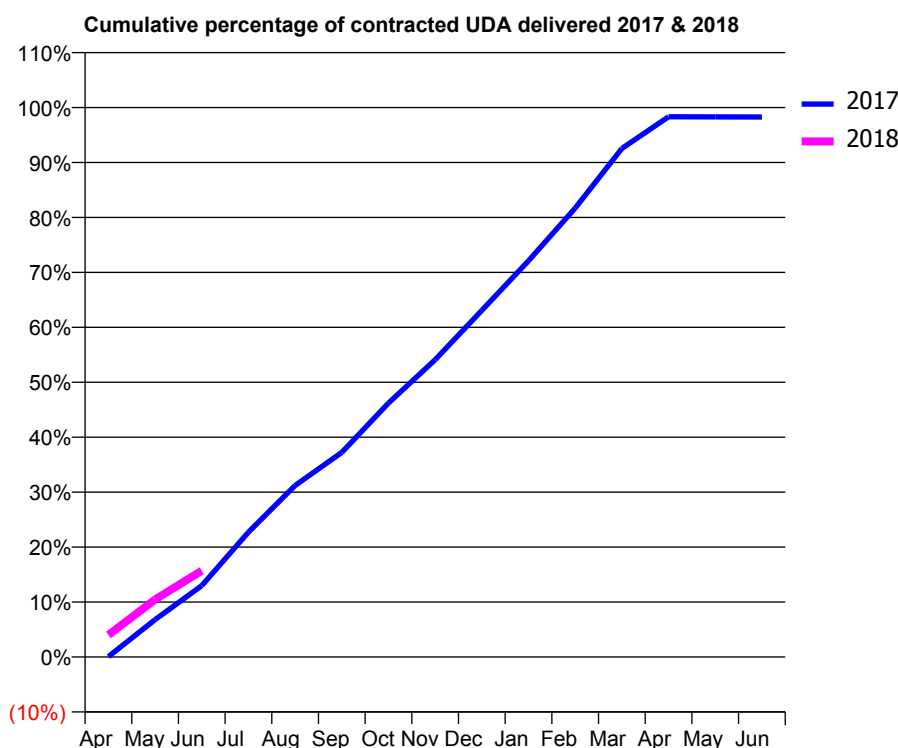
17/18 Contracted general activity (UDA)	12,000
Carry forward general activity (UDA)	0
17/18 Contracted orthodontic activity (UOA)	0
Carry forward orthodontic activity (UOA)	0
Baseline contract value	£342,692.51

ACCESS*

Patients seen in 24 months	Total	Change since previous quarter
Quarter ending June 2016	5,005	
Quarter ending September 2016	4,999	→
Quarter ending December 2016	5,035	→
Quarter ending March 2017	5,091	→
Quarter ending June 2017	5,110	→
Variance since June 2016	2.1%	↑



ACTIVITY



Month	Adjusted Scheduled Activity (UDA)	
	2017	2018
April	11	482
May	818	1,256
June	1,558	1,884
July	2,728	
August	3,746	
September	4,469	
October	5,547	
November	6,491	
December	7,570	
January	8,654	
February	9,802	
March	11,106	
April	11,799	
May	11,795	
June	11,793	

QUALITY

	Quantity	Base Number	Contract	AT	Region	England
% of FP17s for the same patient ID Re-attending within 3 months - Children	33	407	8.1%	12.3%	13.0%	12.0%
% of FP17s for the same patient ID Re-attending within 3 months - Adults	173	1,174	14.7%	15.5%	16.6%	16.0%
% of FP17s for the same patient ID Re-attending between 3 & 9 months - Children	224	407	55.0%	54.6%	59.5%	58.0%
% of FP17s for the same patient ID Re-attending between 3 & 9 months - Adults	601	1,174	51.2%	50.8%	53.1%	50.9%
% of FP17s for Band 1 Urgent Courses	192	1,269	15.1%	8.9%	9.3%	9.1%
% of FP17s Relating to Free Repair or Replacements	13	1,269	1.0%	1.2%	1.0%	0.8%
% of FP17s Relating to Continuations	6	1,269	0.5%	1.6%	1.3%	1.1%
% of Patients satisfied with the dentistry they have received	27	27	100.0%	90.5%	91.9%	91.7%
% of Patients satisfied with the time they had to wait for an appointment	22	27	81.5%	87.1%	88.7%	88.0%

* This is based on patients treated on this contract for their most recent course of treatment. Figures in italics indicate the base number of FP17s or Patient Questionnaire responses are less than 100. N/A is shown where the base number of responses is less than 10 during the period. % is calculated as Quantity/Base number*100

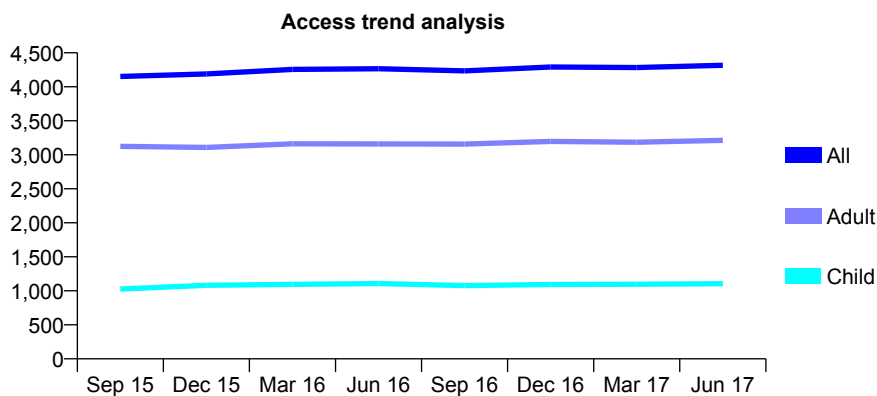
Q45 - Vital Signs At a Glance Contract Report for 833037/0008 - June 2017

Name or company name	MR MA HYDER
Contract type name	GDS Contract
Purpose of contract	General
Contract start date	01/09/2008
Contract end date	

17/18 Contracted general activity (UDA)	10,861
Carry forward general activity (UDA)	0
17/18 Contracted orthodontic activity (UOA)	0
Carry forward orthodontic activity (UOA)	0
Baseline contract value	£229,739.67

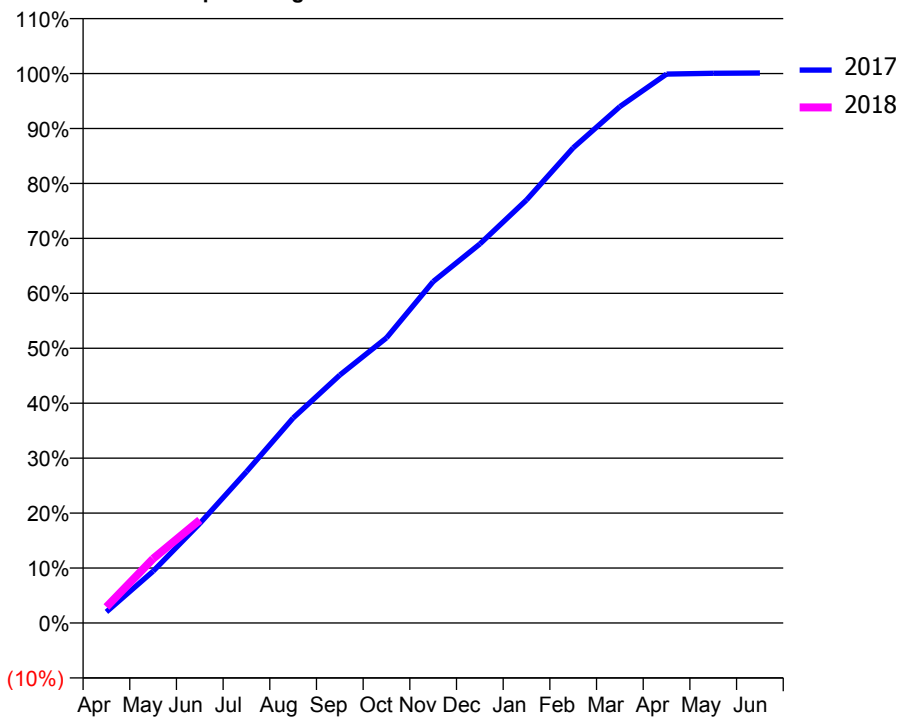
ACCESS*

Patients seen in 24 months	Total	Change since previous quarter
Quarter ending June 2016	4,266	
Quarter ending September 2016	4,235	→
Quarter ending December 2016	4,291	→
Quarter ending March 2017	4,284	→
Quarter ending June 2017	4,316	→
Variance since June 2016	1.2%	→



ACTIVITY

Cumulative percentage of contracted UDA delivered 2017 & 2018



Month	Adjusted Scheduled Activity (UDA)	
	2017	2018
April	221	318
May	1,023	1,271
June	1,967	2,037
July	2,991	
August	4,053	
September	4,902	
October	5,637	
November	6,748	
December	7,493	
January	8,362	
February	9,392	
March	10,207	
April	10,849	
May	10,866	
June	10,872	

QUALITY

	Quantity	Base Number	Contract	AT	Region	England
% of FP17s for the same patient ID Re-attending within 3 months - Children	43	405	10.6%	12.3%	13.0%	12.0%
% of FP17s for the same patient ID Re-attending within 3 months - Adults	191	1,106	17.3%	15.5%	16.6%	16.0%
% of FP17s for the same patient ID Re-attending between 3 & 9 months - Children	221	405	54.6%	54.6%	59.5%	58.0%
% of FP17s for the same patient ID Re-attending between 3 & 9 months - Adults	526	1,106	47.6%	50.8%	53.1%	50.9%
% of FP17s for Band 1 Urgent Courses	193	1,189	16.2%	8.9%	9.3%	9.1%
% of FP17s Relating to Free Repair or Replacements	20	1,189	1.7%	1.2%	1.0%	0.8%
% of FP17s Relating to Continuations	6	1,189	0.5%	1.6%	1.3%	1.1%
% of Patients satisfied with the dentistry they have received	15	15	100.0%	90.5%	91.9%	91.7%
% of Patients satisfied with the time they had to wait for an appointment	11	15	73.3%	87.1%	88.7%	88.0%

* This is based on patients treated on this contract for their most recent course of treatment. Figures in italics indicate the base number of FP17s or Patient Questionnaire responses are less than 100. N/A is shown where the base number of responses is less than 10 during the period. % is calculated as Quantity/Base number*100

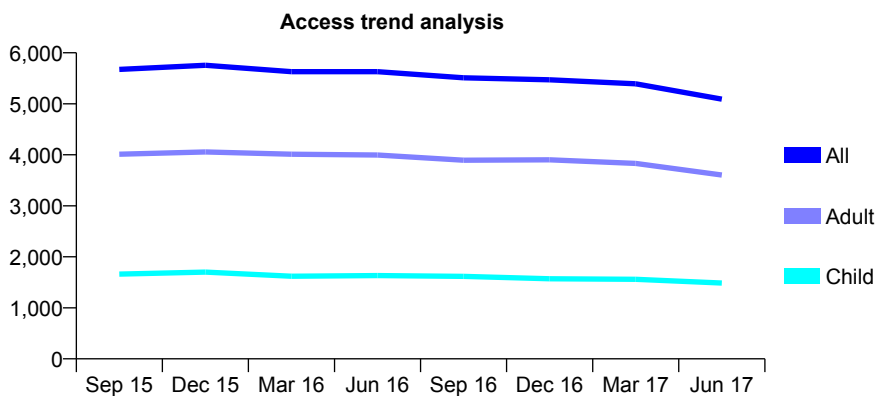
Q45 - Vital Signs At a Glance Contract Report for 833037/0009 - June 2017

Name or company name	MR MA HYDER
Contract type name	GDS Contract
Purpose of contract	General
Contract start date	01/06/2009
Contract end date	

17/18 Contracted general activity (UDA)	15,400
Carry forward general activity (UDA)	0
17/18 Contracted orthodontic activity (UOA)	0
Carry forward orthodontic activity (UOA)	0
Baseline contract value	£330,327.04

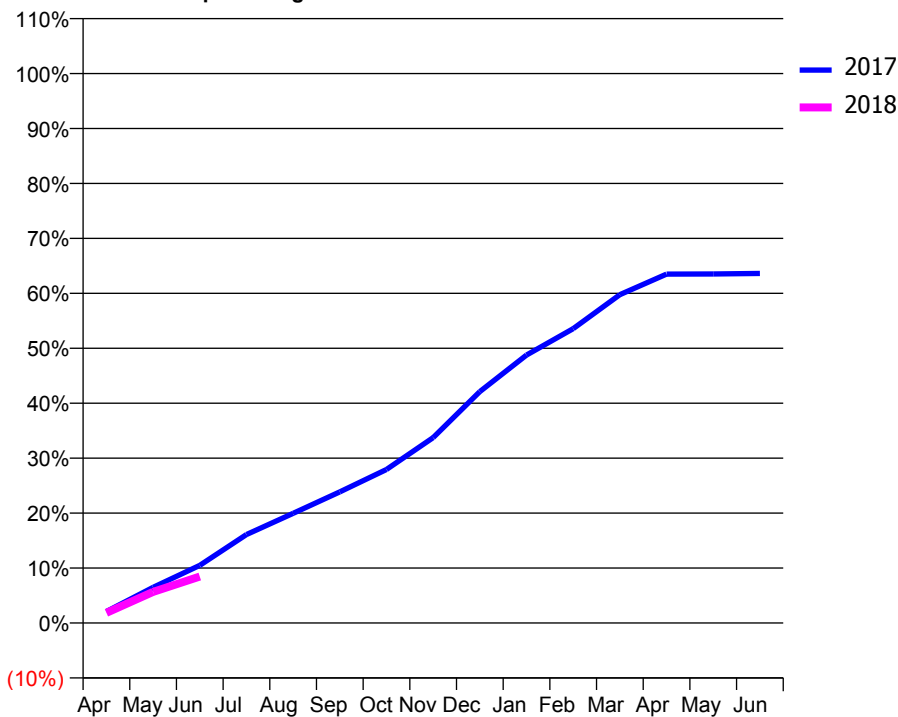
ACCESS*

Patients seen in 24 months	Total	Change since previous quarter
Quarter ending June 2016	5,630	
Quarter ending September 2016	5,511	↓
Quarter ending December 2016	5,471	→
Quarter ending March 2017	5,391	↓
Quarter ending June 2017	5,091	↓
Variance since June 2016	(9.6%)	↓



ACTIVITY

Cumulative percentage of contracted UDA delivered 2017 & 2018



Adjusted Scheduled Activity (UDA)

Month	2017	2018
April	324	287
May	998	872
June	1,617	1,302
July	2,480	
August	3,074	
September	3,674	
October	4,303	
November	5,198	
December	6,486	
January	7,510	
February	8,251	
March	9,203	
April	9,777	
May	9,781	
June	9,796	

QUALITY

	Quantity	Base Number	Contract	AT	Region	England
% of FP17s for the same patient ID Re-attending within 3 months - Children	10	285	3.5%	12.3%	13.0%	12.0%
% of FP17s for the same patient ID Re-attending within 3 months - Adults	74	654	11.3%	15.5%	16.6%	16.0%
% of FP17s for the same patient ID Re-attending between 3 & 9 months - Children	63	285	22.1%	54.6%	59.5%	58.0%
% of FP17s for the same patient ID Re-attending between 3 & 9 months - Adults	165	654	25.2%	50.8%	53.1%	50.9%
% of FP17s for Band 1 Urgent Courses	62	631	9.8%	8.9%	9.3%	9.1%
% of FP17s Relating to Free Repair or Replacements	2	631	0.3%	1.2%	1.0%	0.8%
% of FP17s Relating to Continuations	0	631	0.0%	1.6%	1.3%	1.1%
% of Patients satisfied with the dentistry they have received	9	10	90.0%	90.5%	91.9%	91.7%
% of Patients satisfied with the time they had to wait for an appointment	8	10	80.0%	87.1%	88.7%	88.0%

* This is based on patients treated on this contract for their most recent course of treatment. Figures in italics indicate the base number of FP17s or Patient Questionnaire responses are less than 100. N/A is shown where the base number of responses is less than 10 during the period. % is calculated as Quantity/Base number*100

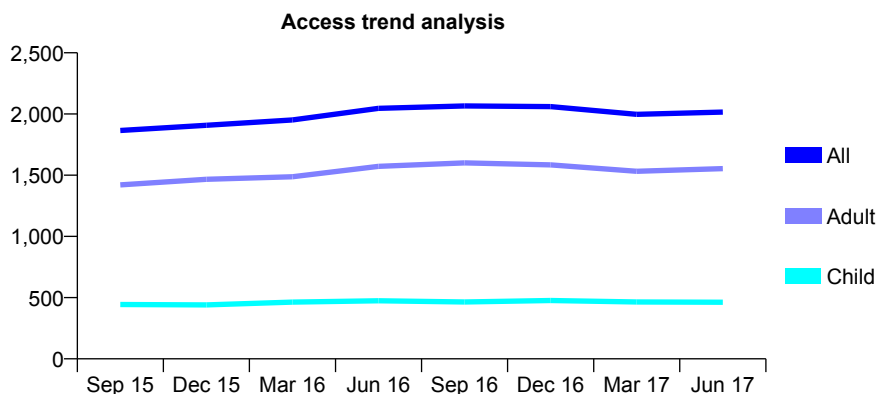
Q45 - Vital Signs At a Glance Contract Report for 833037/0010 - June 2017

Name or company name	MR MA HYDER
Contract type name	GDS Contract
Purpose of contract	General
Contract start date	01/08/2010
Contract end date	

17/18 Contracted general activity (UDA)	5,025
Carry forward general activity (UDA)	0
17/18 Contracted orthodontic activity (UOA)	0
Carry forward orthodontic activity (UOA)	0
Baseline contract value	£173,724.51

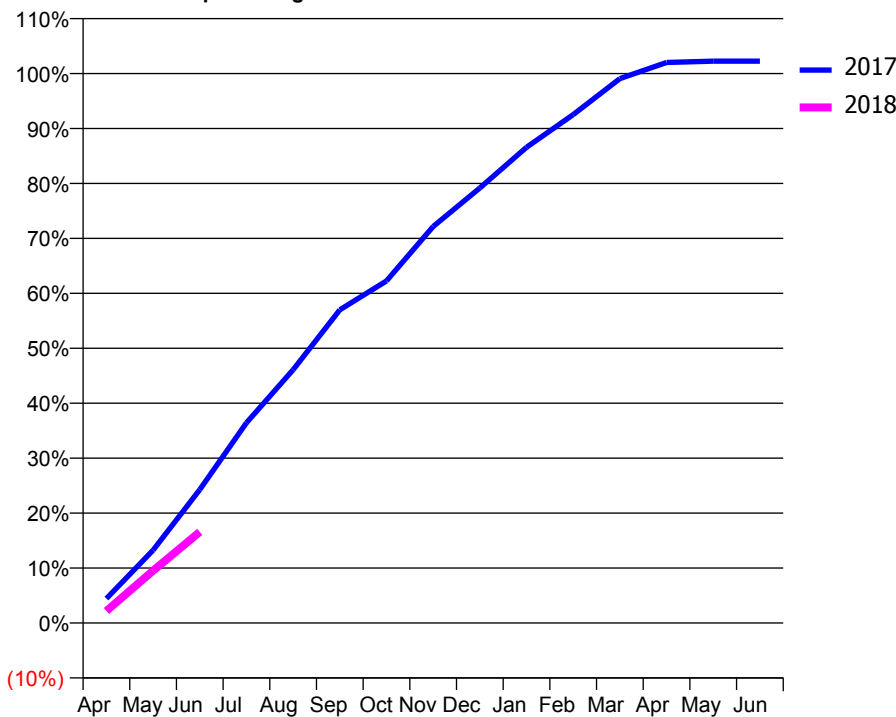
ACCESS*

Patients seen in 24 months	Total	Change since previous quarter
Quarter ending June 2016	2,046	
Quarter ending September 2016	2,066	→
Quarter ending December 2016	2,061	→
Quarter ending March 2017	1,997	↓
Quarter ending June 2017	2,016	→
Variance since June 2016	(1.5%)	↓



ACTIVITY

Cumulative percentage of contracted UDA delivered 2017 & 2018



Month	Adjusted Scheduled Activity (UDA)	
	2017	2018
April	224	111
May	667	479
June	1,220	833
July	1,830	
August	2,316	
September	2,863	
October	3,128	
November	3,626	
December	3,979	
January	4,350	
February	4,649	
March	4,978	
April	5,126	
May	5,138	
June	5,137	

QUALITY

	Quantity	Base Number	Contract	AT	Region	England
% of FP17s for the same patient ID Re-attending within 3 months - Children	3	128	2.3%	12.3%	13.0%	12.0%
% of FP17s for the same patient ID Re-attending within 3 months - Adults	36	411	8.8%	15.5%	16.6%	16.0%
% of FP17s for the same patient ID Re-attending between 3 & 9 months - Children	59	128	46.1%	54.6%	59.5%	58.0%
% of FP17s for the same patient ID Re-attending between 3 & 9 months - Adults	166	411	40.4%	50.8%	53.1%	50.9%
% of FP17s for Band 1 Urgent Courses	51	449	11.4%	8.9%	9.3%	9.1%
% of FP17s Relating to Free Repair or Replacements	2	449	0.4%	1.2%	1.0%	0.8%
% of FP17s Relating to Continuations	4	449	0.9%	1.6%	1.3%	1.1%
% of Patients satisfied with the dentistry they have received	4	6	N/A	90.5%	91.9%	91.7%
% of Patients satisfied with the time they had to wait for an appointment	3	6	N/A	87.1%	88.7%	88.0%

* This is based on patients treated on this contract for their most recent course of treatment. Figures in italics indicate the base number of FP17s or Patient Questionnaire responses are less than 100. N/A is shown where the base number of responses is less than 10 during the period. % is calculated as Quantity/Base number*100

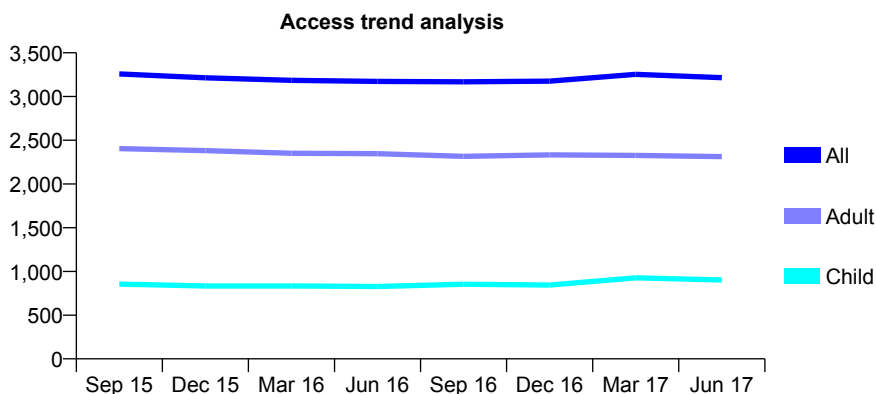
Q45 - Vital Signs At a Glance Contract Report for 833037/0011 - June 2017

Name or company name	MR MA HYDER
Contract type name	GDS Contract
Purpose of contract	General
Contract start date	01/08/2010
Contract end date	

17/18 Contracted general activity (UDA)	8,710
Carry forward general activity (UDA)	0
17/18 Contracted orthodontic activity (UOA)	0
Carry forward orthodontic activity (UOA)	0
Baseline contract value	£363,809.94

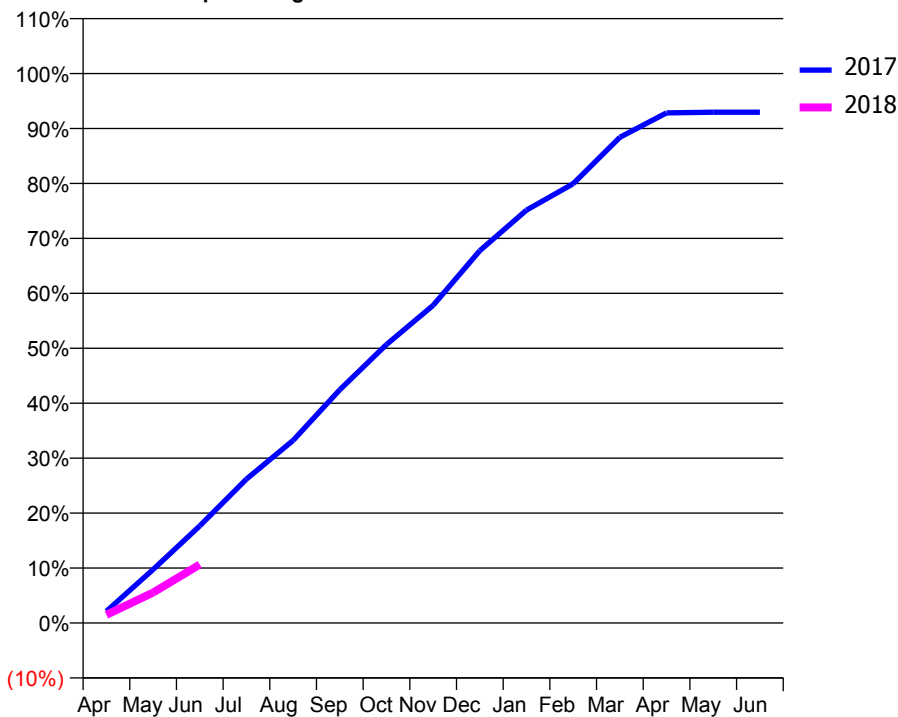
ACCESS*

Patients seen in 24 months	Total	Change since previous quarter
Quarter ending June 2016	3,173	
Quarter ending September 2016	3,169	→
Quarter ending December 2016	3,176	→
Quarter ending March 2017	3,253	↑
Quarter ending June 2017	3,215	↓
Variance since June 2016	1.3%	→



ACTIVITY

Cumulative percentage of contracted UDA delivered 2017 & 2018



Month	Adjusted Scheduled Activity (UDA)	
	2017	2018
April	187	131
May	849	484
June	1,540	926
July	2,282	
August	2,895	
September	3,698	
October	4,414	
November	5,035	
December	5,903	
January	6,545	
February	6,962	
March	7,698	
April	8,086	
May	8,095	
June	8,095	

QUALITY

	Quantity	Base Number	Contract	AT	Region	England
% of FP17s for the same patient ID Re-attending within 3 months - Children	23	251	9.2%	12.3%	13.0%	12.0%
% of FP17s for the same patient ID Re-attending within 3 months - Adults	95	626	15.2%	15.5%	16.6%	16.0%
% of FP17s for the same patient ID Re-attending between 3 & 9 months - Children	123	251	49.0%	54.6%	59.5%	58.0%
% of FP17s for the same patient ID Re-attending between 3 & 9 months - Adults	306	626	48.9%	50.8%	53.1%	50.9%
% of FP17s for Band 1 Urgent Courses	85	536	15.9%	8.9%	9.3%	9.1%
% of FP17s Relating to Free Repair or Replacements	20	536	3.7%	1.2%	1.0%	0.8%
% of FP17s Relating to Continuations	6	536	1.1%	1.6%	1.3%	1.1%
% of Patients satisfied with the dentistry they have received	8	8	N/A	90.5%	91.9%	91.7%
% of Patients satisfied with the time they had to wait for an appointment	6	8	N/A	87.1%	88.7%	88.0%

* This is based on patients treated on this contract for their most recent course of treatment. Figures in italics indicate the base number of FP17s or Patient Questionnaire responses are less than 100. N/A is shown where the base number of responses is less than 10 during the period. % is calculated as Quantity/Base number*100

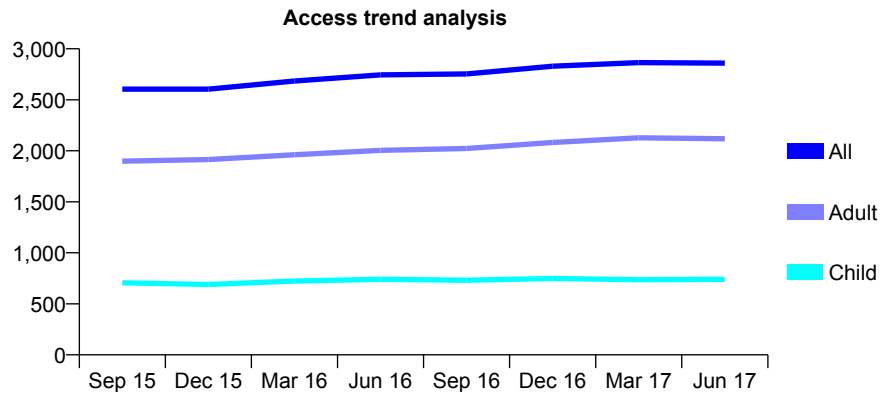
Q45 - Vital Signs At a Glance Contract Report for 833037/0012 - June 2017

Name or company name	MR MA HYDER
Contract type name	GDS Contract
Purpose of contract	General
Contract start date	01/08/2010
Contract end date	

17/18 Contracted general activity (UDA)	7,758
Carry forward general activity (UDA)	0
17/18 Contracted orthodontic activity (UOA)	0
Carry forward orthodontic activity (UOA)	0
Baseline contract value	£274,277.93

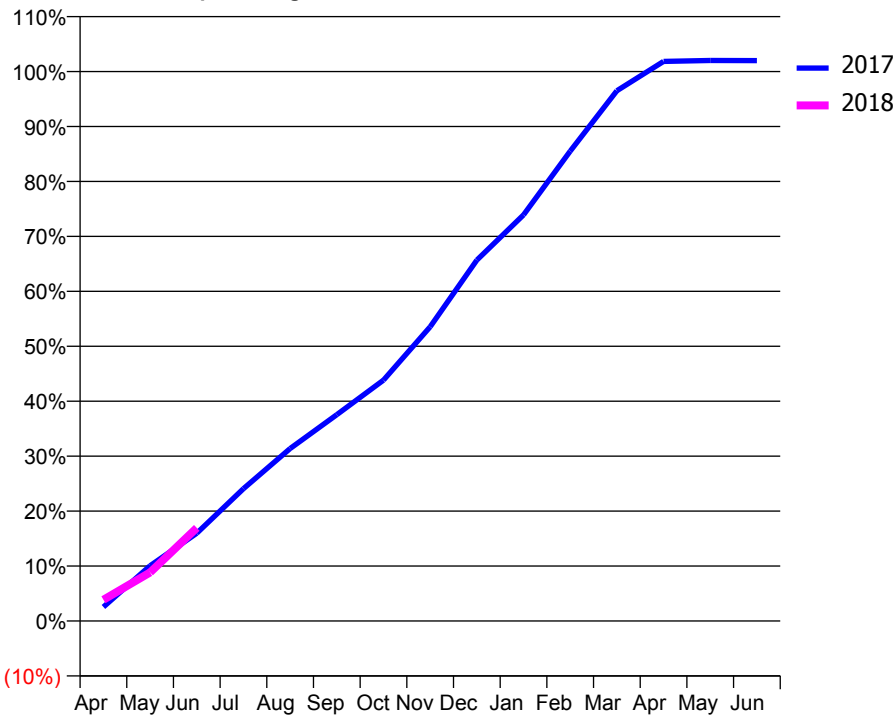
ACCESS*

Patients seen in 24 months	Total	Change since previous quarter
Quarter ending June 2016	2,744	
Quarter ending September 2016	2,754	→
Quarter ending December 2016	2,830	↑
Quarter ending March 2017	2,865	→
Quarter ending June 2017	2,859	→
Variance since June 2016	4.2%	↑



ACTIVITY

Cumulative percentage of contracted UDA delivered 2017 & 2018



Month	Adjusted Scheduled Activity (UDA)	
	2017	2018
April	199	301
May	781	687
June	1,239	1,315
July	1,868	
August	2,436	
September	2,913	
October	3,401	
November	4,154	
December	5,096	
January	5,734	
February	6,634	
March	7,485	
April	7,900	
May	7,913	
June	7,911	

QUALITY

	Quantity	Base Number	Contract	AT	Region	England
% of FP17s for the same patient ID Re-attending within 3 months - Children	36	258	14.0%	12.3%	13.0%	12.0%
% of FP17s for the same patient ID Re-attending within 3 months - Adults	108	593	18.2%	15.5%	16.6%	16.0%
% of FP17s for the same patient ID Re-attending between 3 & 9 months - Children	110	258	42.6%	54.6%	59.5%	58.0%
% of FP17s for the same patient ID Re-attending between 3 & 9 months - Adults	211	593	35.6%	50.8%	53.1%	50.9%
% of FP17s for Band 1 Urgent Courses	109	667	16.3%	8.9%	9.3%	9.1%
% of FP17s Relating to Free Repair or Replacements	10	667	1.5%	1.2%	1.0%	0.8%
% of FP17s Relating to Continuations	1	667	0.1%	1.6%	1.3%	1.1%
% of Patients satisfied with the dentistry they have received	8	8	N/A	90.5%	91.9%	91.7%
% of Patients satisfied with the time they had to wait for an appointment	8	8	N/A	87.1%	88.7%	88.0%

* This is based on patients treated on this contract for their most recent course of treatment. Figures in italics indicate the base number of FP17s or Patient Questionnaire responses are less than 100. N/A is shown where the base number of responses is less than 10 during the period. % is calculated as Quantity/Base number*100

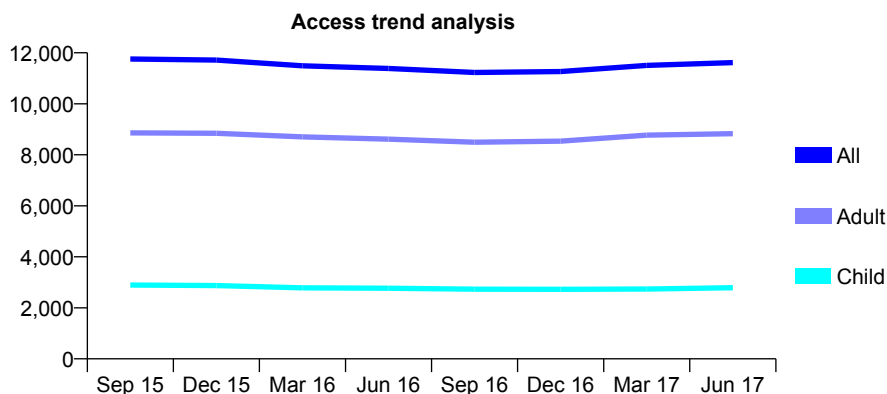
Q45 - Vital Signs At a Glance Contract Report for 833037/0013 - June 2017

Name or company name	MR MA HYDER
Contract type name	GDS Contract
Purpose of contract	General
Contract start date	01/08/2010
Contract end date	

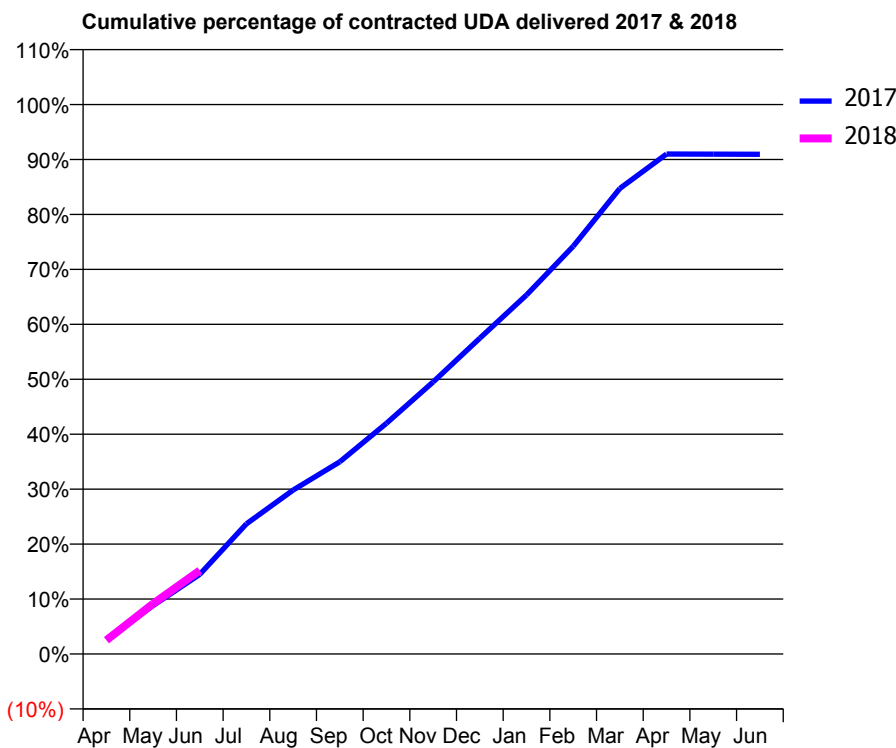
17/18 Contracted general activity (UDA)	33,814
Carry forward general activity (UDA)	0
17/18 Contracted orthodontic activity (UOA)	0
Carry forward orthodontic activity (UOA)	0
Baseline contract value	£1,133,341.47

ACCESS*

Patients seen in 24 months	Total	Change since previous quarter
Quarter ending June 2016	11,384	
Quarter ending September 2016	11,228	↓
Quarter ending December 2016	11,267	→
Quarter ending March 2017	11,508	↑
Quarter ending June 2017	11,618	→
Variance since June 2016	2.1%	↑



ACTIVITY



Month	Adjusted Scheduled Activity (UDA)	
	2017	2018
April	933	848
May	2,982	3,094
June	4,901	5,140
July	8,010	
August	10,089	
September	11,827	
October	14,201	
November	16,747	
December	19,434	
January	22,092	
February	25,092	
March	28,649	
April	30,767	
May	30,759	
June	30,751	

QUALITY

	Quantity	Base Number	Contract	AT	Region	England
% of FP17s for the same patient ID Re-attending within 3 months - Children	123	994	12.4%	12.3%	13.0%	12.0%
% of FP17s for the same patient ID Re-attending within 3 months - Adults	518	2,725	19.0%	15.5%	16.6%	16.0%
% of FP17s for the same patient ID Re-attending between 3 & 9 months - Children	443	994	44.6%	54.6%	59.5%	58.0%
% of FP17s for the same patient ID Re-attending between 3 & 9 months - Adults	916	2,725	33.6%	50.8%	53.1%	50.9%
% of FP17s for Band 1 Urgent Courses	513	2,628	19.5%	8.9%	9.3%	9.1%
% of FP17s Relating to Free Repair or Replacements	35	2,628	1.3%	1.2%	1.0%	0.8%
% of FP17s Relating to Continuations	20	2,628	0.8%	1.6%	1.3%	1.1%
% of Patients satisfied with the dentistry they have received	33	33	100.0%	90.5%	91.9%	91.7%
% of Patients satisfied with the time they had to wait for an appointment	28	33	84.8%	87.1%	88.7%	88.0%

* This is based on patients treated on this contract for their most recent course of treatment. Figures in italics indicate the base number of FP17s or Patient Questionnaire responses are less than 100. N/A is shown where the base number of responses is less than 10 during the period. % is calculated as Quantity/Base number*100

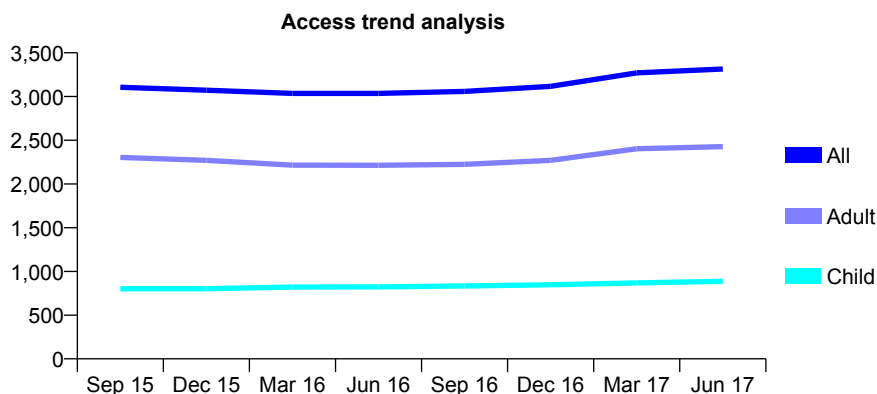
Q45 - Vital Signs At a Glance Contract Report for 833037/0014 - June 2017

Name or company name	MR MA HYDER
Contract type name	PDS Plus Contract
Purpose of contract	General
Contract start date	01/09/2010
Contract end date	31/03/2020

17/18 Contracted general activity (UDA)	7,089
Carry forward general activity (UDA)	0
17/18 Contracted orthodontic activity (UOA)	0
Carry forward orthodontic activity (UOA)	0
Baseline contract value	£117,358.70

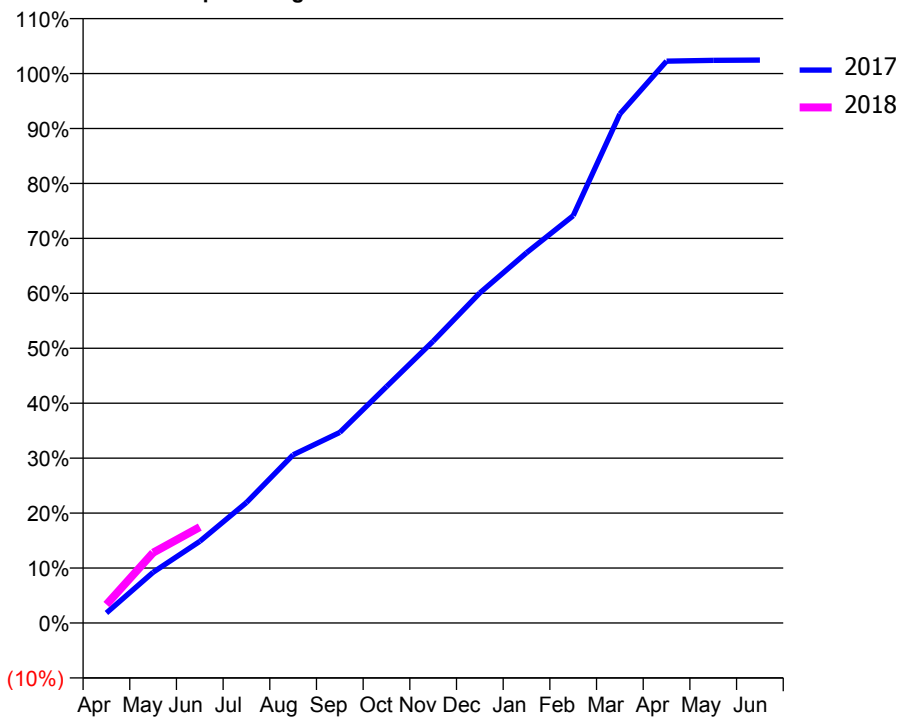
ACCESS*

Patients seen in 24 months	Total	Change since previous quarter
Quarter ending June 2016	3,036	
Quarter ending September 2016	3,059	→
Quarter ending December 2016	3,117	→
Quarter ending March 2017	3,271	↑
Quarter ending June 2017	3,314	→
Variance since June 2016	9.2%	↑



ACTIVITY

Cumulative percentage of contracted UDA delivered 2017 & 2018



Adjusted Scheduled Activity (UDA)

Month	2017	2018
April	129	238
May	655	907
June	1,054	1,237
July	1,555	
August	2,170	
September	2,459	
October	3,050	
November	3,635	
December	4,259	
January	4,776	
February	5,255	
March	6,566	
April	7,249	
May	7,258	
June	7,262	

QUALITY

	Quantity	Base Number	Contract	AT	Region	England
% of FP17s for the same patient ID Re-attending within 3 months - Children	23	225	10.2%	12.3%	13.0%	12.0%
% of FP17s for the same patient ID Re-attending within 3 months - Adults	115	689	16.7%	15.5%	16.6%	16.0%
% of FP17s for the same patient ID Re-attending between 3 & 9 months - Children	103	225	45.8%	54.6%	59.5%	58.0%
% of FP17s for the same patient ID Re-attending between 3 & 9 months - Adults	228	689	33.1%	50.8%	53.1%	50.9%
% of FP17s for Band 1 Urgent Courses	115	654	17.6%	8.9%	9.3%	9.1%
% of FP17s Relating to Free Repair or Replacements	6	654	0.9%	1.2%	1.0%	0.8%
% of FP17s Relating to Continuations	6	654	0.9%	1.6%	1.3%	1.1%
% of Patients satisfied with the dentistry they have received	9	11	81.8%	90.5%	91.9%	91.7%
% of Patients satisfied with the time they had to wait for an appointment	9	11	81.8%	87.1%	88.7%	88.0%

* This is based on patients treated on this contract for their most recent course of treatment. Figures in italics indicate the base number of FP17s or Patient Questionnaire responses are less than 100. N/A is shown where the base number of responses is less than 10 during the period. % is calculated as Quantity/Base number*100

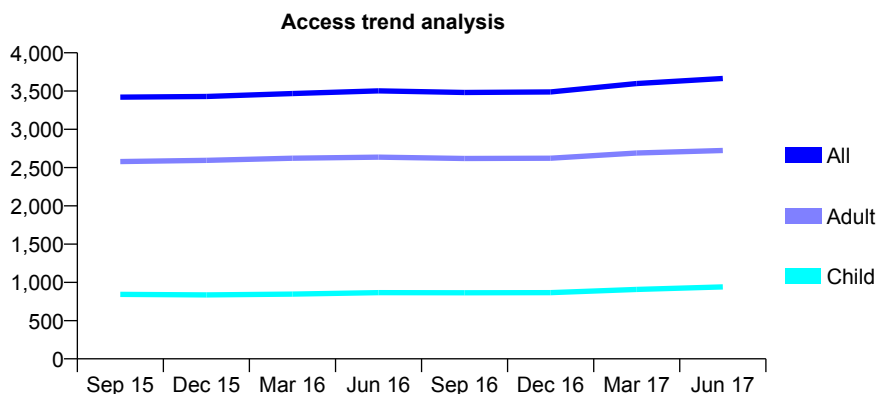
Q45 - Vital Signs At a Glance Contract Report for 833037/0015 - June 2017

Name or company name	MR MA HYDER
Contract type name	PDS Plus Contract
Purpose of contract	General
Contract start date	01/09/2010
Contract end date	31/03/2020

17/18 Contracted general activity (UDA)	9,027
Carry forward general activity (UDA)	0
17/18 Contracted orthodontic activity (UOA)	0
Carry forward orthodontic activity (UOA)	0
Baseline contract value	£149,414.83

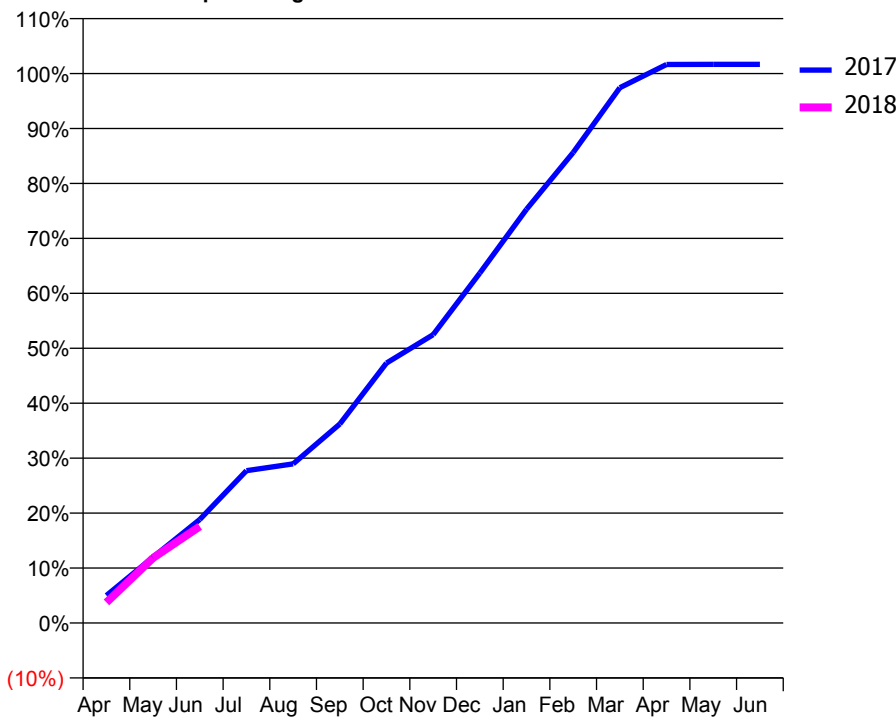
ACCESS*

Patients seen in 24 months	Total	Change since previous quarter
Quarter ending June 2016	3,502	
Quarter ending September 2016	3,482	→
Quarter ending December 2016	3,489	→
Quarter ending March 2017	3,599	↑
Quarter ending June 2017	3,664	→
Variance since June 2016	4.6%	↑



ACTIVITY

Cumulative percentage of contracted UDA delivered 2017 & 2018



Month	Adjusted Scheduled Activity (UDA)	
	2017	2018
April	452	337
May	1,082	1,070
June	1,701	1,587
July	2,504	
August	2,615	
September	3,270	
October	4,270	
November	4,738	
December	5,748	
January	6,795	
February	7,730	
March	8,794	
April	9,176	
May	9,177	
June	9,177	

QUALITY

	Quantity	Base Number	Contract	AT	Region	England
% of FP17s for the same patient ID Re-attending within 3 months - Children	13	287	4.5%	12.3%	13.0%	12.0%
% of FP17s for the same patient ID Re-attending within 3 months - Adults	90	773	11.6%	15.5%	16.6%	16.0%
% of FP17s for the same patient ID Re-attending between 3 & 9 months - Children	119	287	41.5%	54.6%	59.5%	58.0%
% of FP17s for the same patient ID Re-attending between 3 & 9 months - Adults	384	773	49.7%	50.8%	53.1%	50.9%
% of FP17s for Band 1 Urgent Courses	93	901	10.3%	8.9%	9.3%	9.1%
% of FP17s Relating to Free Repair or Replacements	7	901	0.8%	1.2%	1.0%	0.8%
% of FP17s Relating to Continuations	2	901	0.2%	1.6%	1.3%	1.1%
% of Patients satisfied with the dentistry they have received	11	12	91.7%	90.5%	91.9%	91.7%
% of Patients satisfied with the time they had to wait for an appointment	11	12	91.7%	87.1%	88.7%	88.0%

* This is based on patients treated on this contract for their most recent course of treatment. Figures in italics indicate the base number of FP17s or Patient Questionnaire responses are less than 100. N/A is shown where the base number of responses is less than 10 during the period. % is calculated as Quantity/Base number*100

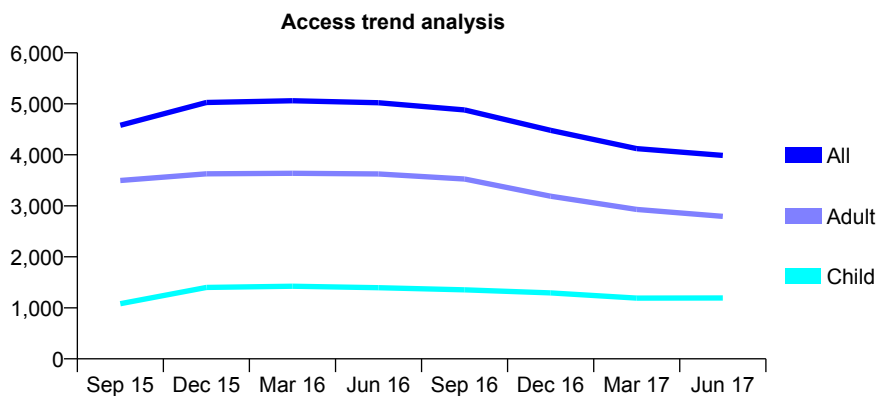
Q45 - Vital Signs At a Glance Contract Report for 833037/0016 - June 2017

Name or company name	MR MA HYDER
Contract type name	GDS Contract
Purpose of contract	General
Contract start date	12/10/2013
Contract end date	

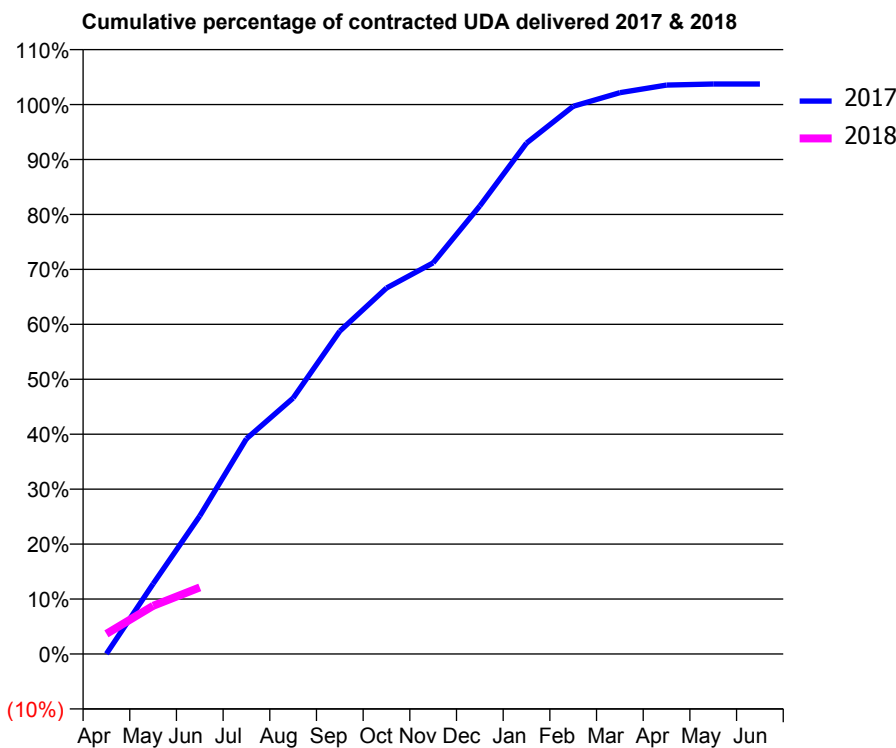
17/18 Contracted general activity (UDA)	16,000
Carry forward general activity (UDA)	0
17/18 Contracted orthodontic activity (UOA)	0
Carry forward orthodontic activity (UOA)	0
Baseline contract value	£378,159.36

ACCESS*

Patients seen in 24 months	Total	Change since previous quarter
Quarter ending June 2016	5,020	
Quarter ending September 2016	4,880	↓
Quarter ending December 2016	4,481	↓
Quarter ending March 2017	4,122	↓
Quarter ending June 2017	3,987	↓
Variance since June 2016	(20.6%)	↓



ACTIVITY



Month	Adjusted Scheduled Activity (UDA)	
	2017	2018
April	3	587
May	1,149	1,403
June	2,262	1,939
July	3,526	
August	4,192	
September	5,288	
October	5,994	
November	6,407	
December	7,339	
January	8,369	
February	8,971	
March	9,193	
April	9,317	
May	9,336	
June	9,337	

QUALITY

	Quantity	Base Number	Contract	AT	Region	England
% of FP17s for the same patient ID Re-attending within 3 months - Children	11	257	4.3%	12.3%	13.0%	12.0%
% of FP17s for the same patient ID Re-attending within 3 months - Adults	70	571	12.3%	15.5%	16.6%	16.0%
% of FP17s for the same patient ID Re-attending between 3 & 9 months - Children	119	257	46.3%	54.6%	59.5%	58.0%
% of FP17s for the same patient ID Re-attending between 3 & 9 months - Adults	265	571	46.4%	50.8%	53.1%	50.9%
% of FP17s for Band 1 Urgent Courses	74	761	9.7%	8.9%	9.3%	9.1%
% of FP17s Relating to Free Repair or Replacements	13	761	1.7%	1.2%	1.0%	0.8%
% of FP17s Relating to Continuations	1	761	0.1%	1.6%	1.3%	1.1%
% of Patients satisfied with the dentistry they have received	6	9	N/A	90.5%	91.9%	91.7%
% of Patients satisfied with the time they had to wait for an appointment	8	9	N/A	87.1%	88.7%	88.0%

* This is based on patients treated on this contract for their most recent course of treatment. Figures in italics indicate the base number of FP17s or Patient Questionnaire responses are less than 100. N/A is shown where the base number of responses is less than 10 during the period. % is calculated as Quantity/Base number*100

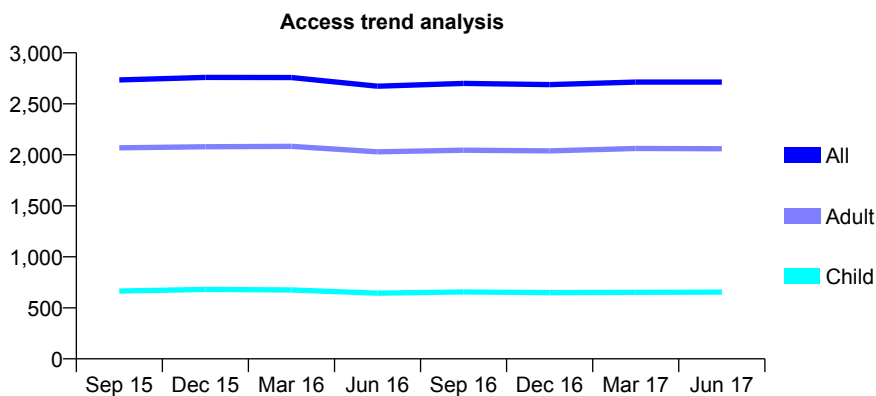
Q45 - Vital Signs At a Glance Contract Report for 835951/0001 - June 2017

Name or company name	MR S KUVELKER
Contract type name	GDS Contract
Purpose of contract	General
Contract start date	01/04/2006
Contract end date	

17/18 Contracted general activity (UDA)	13,150
Carry forward general activity (UDA)	0
17/18 Contracted orthodontic activity (UOA)	0
Carry forward orthodontic activity (UOA)	0
Baseline contract value	£408,681.10

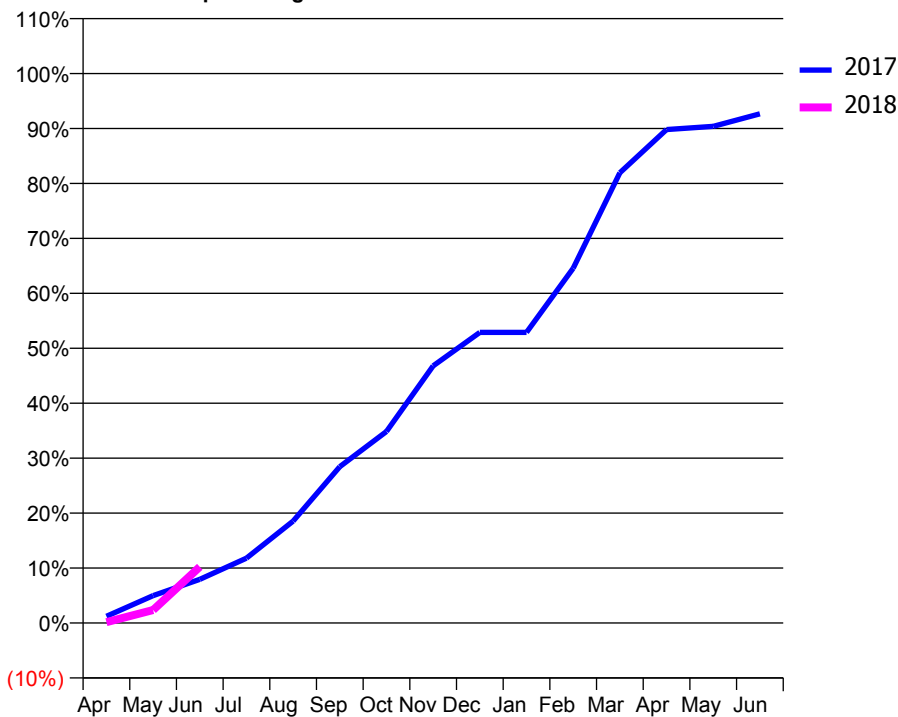
ACCESS*

Patients seen in 24 months	Total	Change since previous quarter
Quarter ending June 2016	2,673	
Quarter ending September 2016	2,700	→
Quarter ending December 2016	2,688	→
Quarter ending March 2017	2,713	→
Quarter ending June 2017	2,713	→
Variance since June 2016	1.5%	→



ACTIVITY

Cumulative percentage of contracted UDA delivered 2017 & 2018



Month	Adjusted Scheduled Activity (UDA)	
	2017	2018
April	162	21
May	656	313
June	1,045	1,345
July	1,551	
August	2,439	
September	3,743	
October	4,586	
November	6,155	
December	6,955	
January	6,955	
February	8,491	
March	10,774	
April	11,809	
May	11,887	
June	12,187	

QUALITY

	Quantity	Base Number	Contract	AT	Region	England
% of FP17s for the same patient ID Re-attending within 3 months - Children	9	196	4.6%	12.3%	13.0%	12.0%
% of FP17s for the same patient ID Re-attending within 3 months - Adults	95	586	16.2%	15.5%	16.6%	16.0%
% of FP17s for the same patient ID Re-attending between 3 & 9 months - Children	110	196	56.1%	54.6%	59.5%	58.0%
% of FP17s for the same patient ID Re-attending between 3 & 9 months - Adults	306	586	52.2%	50.8%	53.1%	50.9%
% of FP17s for Band 1 Urgent Courses	11	479	2.3%	8.9%	9.3%	9.1%
% of FP17s Relating to Free Repair or Replacements	10	479	2.1%	1.2%	1.0%	0.8%
% of FP17s Relating to Continuations	11	479	2.3%	1.6%	1.3%	1.1%
% of Patients satisfied with the dentistry they have received	7	10	70.0%	90.5%	91.9%	91.7%
% of Patients satisfied with the time they had to wait for an appointment	6	10	60.0%	87.1%	88.7%	88.0%

* This is based on patients treated on this contract for their most recent course of treatment. Figures in italics indicate the base number of FP17s or Patient Questionnaire responses are less than 100. N/A is shown where the base number of responses is less than 10 during the period. % is calculated as Quantity/Base number*100

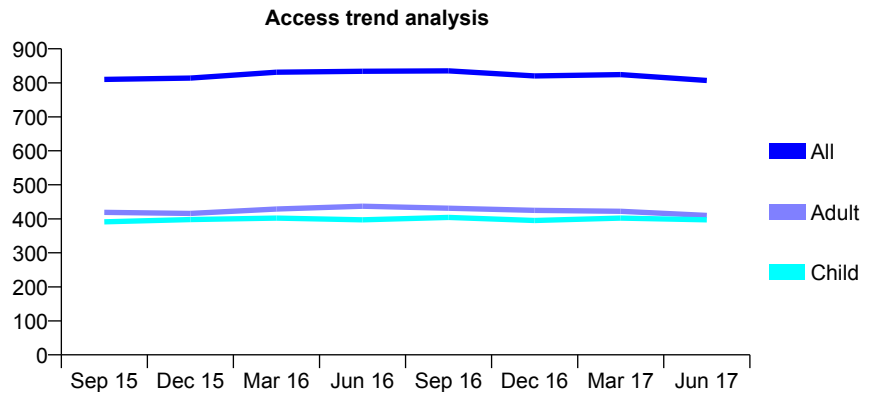
Q45 - Vital Signs At a Glance Contract Report for 860654/0001 - June 2017

Name or company name	MR CJ SHERWIN
Contract type name	GDS Contract
Purpose of contract	General
Contract start date	01/01/2012
Contract end date	

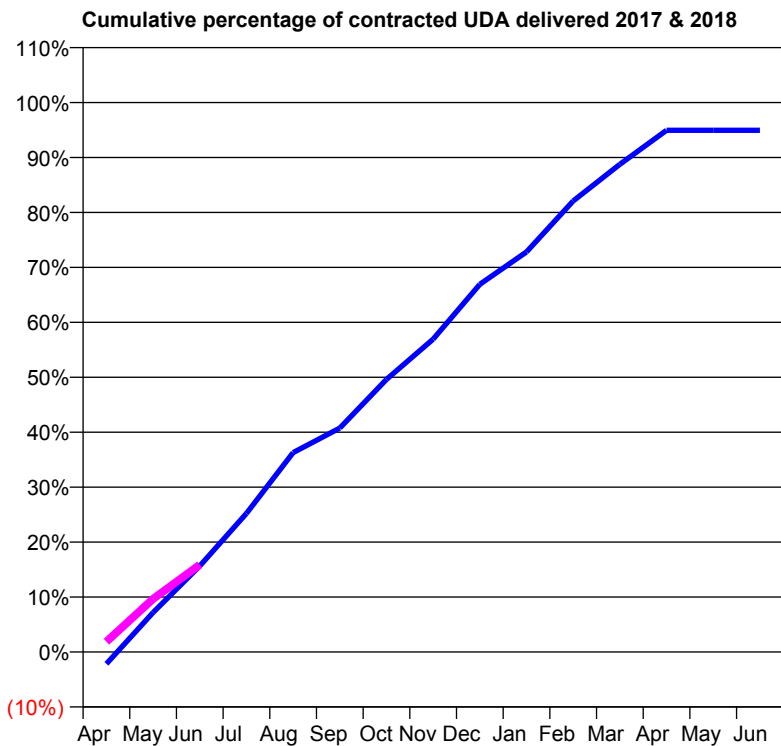
17/18 Contracted general activity (UDA)	2,500
Carry forward general activity (UDA)	0
17/18 Contracted orthodontic activity (UOA)	0
Carry forward orthodontic activity (UOA)	0
Baseline contract value	£55,431.77

ACCESS*

Patients seen in 24 months	Total	Change since previous quarter
Quarter ending June 2016	834	
Quarter ending September 2016	835	→
Quarter ending December 2016	820	↓
Quarter ending March 2017	824	→
Quarter ending June 2017	807	↓
Variance since June 2016	(3.2%)	↓



ACTIVITY



Month	2017	2018
April	-54	47
May	180	242
June	392	397
July	631	
August	907	
September	1,019	
October	1,240	
November	1,424	
December	1,673	
January	1,820	
February	2,052	
March	2,219	
April	2,373	
May	2,373	
June	2,373	

QUALITY

	Quantity	Base Number	Contract	AT	Region	England
% of FP17s for the same patient ID Re-attending within 3 months - Children	8	195	4.1%	12.3%	13.0%	12.0%
% of FP17s for the same patient ID Re-attending within 3 months - Adults	13	137	9.5%	15.5%	16.6%	16.0%
% of FP17s for the same patient ID Re-attending between 3 & 9 months - Children	153	195	78.5%	54.6%	59.5%	58.0%
% of FP17s for the same patient ID Re-attending between 3 & 9 months - Adults	90	137	65.7%	50.8%	53.1%	50.9%
% of FP17s for Band 1 Urgent Courses	6	241	2.5%	8.9%	9.3%	9.1%
% of FP17s Relating to Free Repair or Replacements	1	241	0.4%	1.2%	1.0%	0.8%
% of FP17s Relating to Continuations	1	241	0.4%	1.6%	1.3%	1.1%
% of Patients satisfied with the dentistry they have received	5	6	N/A	90.5%	91.9%	91.7%
% of Patients satisfied with the time they had to wait for an appointment	6	6	N/A	87.1%	88.7%	88.0%

* This is based on patients treated on this contract for their most recent course of treatment. Figures in italics indicate the base number of FP17s or Patient Questionnaire responses are less than 100. N/A is shown where the base number of responses is less than 10 during the period. % is calculated as Quantity/Base number*100

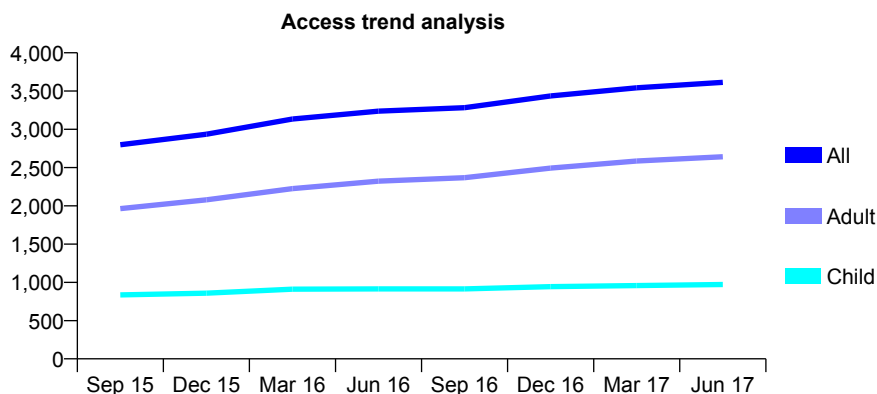
Q45 - Vital Signs At a Glance Contract Report for 866334/0001 - June 2017

Name or company name	MR CT BURTON
Contract type name	GDS Contract
Purpose of contract	General
Contract start date	01/06/2008
Contract end date	

17/18 Contracted general activity (UDA)	10,000
Carry forward general activity (UDA)	0
17/18 Contracted orthodontic activity (UOA)	0
Carry forward orthodontic activity (UOA)	0
Baseline contract value	£234,795.17

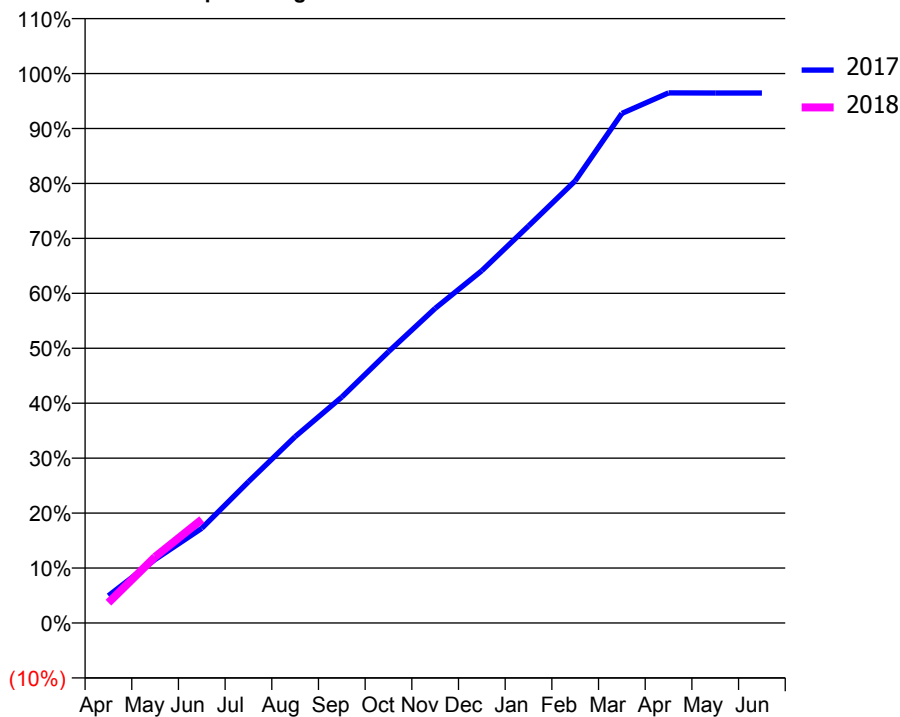
ACCESS*

Patients seen in 24 months	Total	Change since previous quarter
Quarter ending June 2016	3,238	
Quarter ending September 2016	3,282	→
Quarter ending December 2016	3,436	↑
Quarter ending March 2017	3,542	↑
Quarter ending June 2017	3,614	↑
Variance since June 2016	11.6%	↑



ACTIVITY

Cumulative percentage of contracted UDA delivered 2017 & 2018



Month	Adjusted Scheduled Activity (UDA)	
	2017	2018
April	497	370
May	1,156	1,205
June	1,724	1,885
July	2,572	
August	3,392	
September	4,111	
October	4,937	
November	5,726	
December	6,413	
January	7,226	
February	8,046	
March	9,274	
April	9,647	
May	9,646	
June	9,646	

QUALITY

	Quantity	Base Number	Contract	AT	Region	England
% of FP17s for the same patient ID Re-attending within 3 months - Children	33	371	8.9%	12.3%	13.0%	12.0%
% of FP17s for the same patient ID Re-attending within 3 months - Adults	136	926	14.7%	15.5%	16.6%	16.0%
% of FP17s for the same patient ID Re-attending between 3 & 9 months - Children	225	371	60.6%	54.6%	59.5%	58.0%
% of FP17s for the same patient ID Re-attending between 3 & 9 months - Adults	530	926	57.2%	50.8%	53.1%	50.9%
% of FP17s for Band 1 Urgent Courses	63	1,105	5.7%	8.9%	9.3%	9.1%
% of FP17s Relating to Free Repair or Replacements	10	1,105	0.9%	1.2%	1.0%	0.8%
% of FP17s Relating to Continuations	20	1,105	1.8%	1.6%	1.3%	1.1%
% of Patients satisfied with the dentistry they have received	21	22	95.5%	90.5%	91.9%	91.7%
% of Patients satisfied with the time they had to wait for an appointment	21	22	95.5%	87.1%	88.7%	88.0%

* This is based on patients treated on this contract for their most recent course of treatment. Figures in italics indicate the base number of FP17s or Patient Questionnaire responses are less than 100. N/A is shown where the base number of responses is less than 10 during the period. % is calculated as Quantity/Base number*100

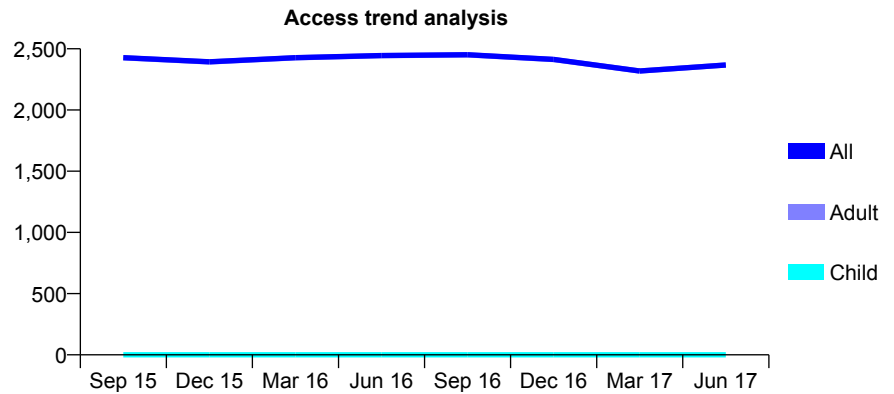
Q45 - Vital Signs At a Glance Contract Report for 881864/0002 - June 2017

Name or company name	MR DA POWER
Contract type name	PDS Contract
Purpose of contract	General
Contract start date	31/10/2010
Contract end date	31/03/2020

17/18 Contracted general activity (UDA)	7,467
Carry forward general activity (UDA)	0
17/18 Contracted orthodontic activity (UOA)	0
Carry forward orthodontic activity (UOA)	0
Baseline contract value	£263,580.22

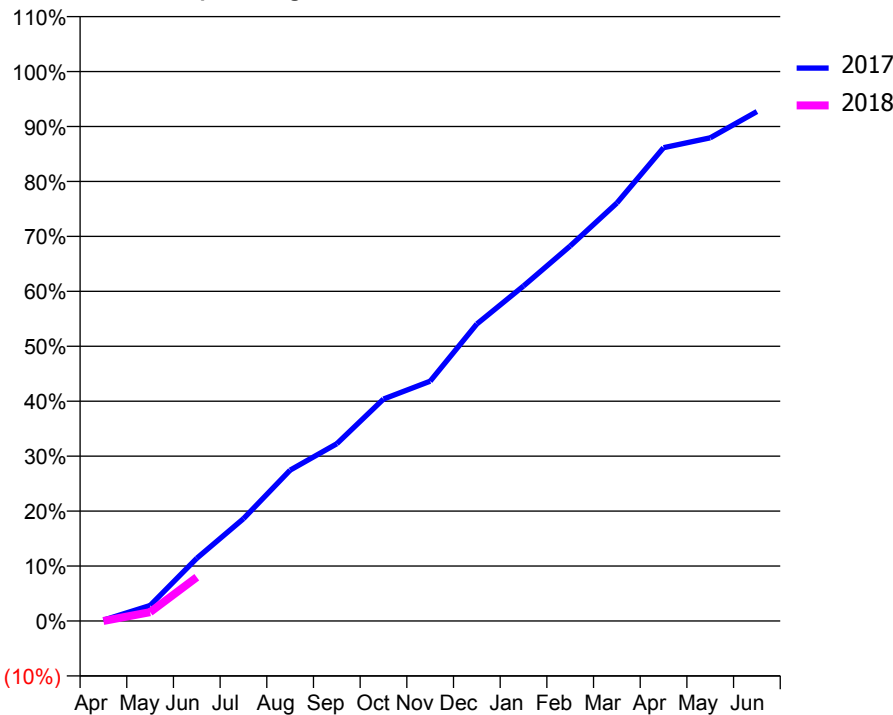
ACCESS*

Patients seen in 24 months	Total	Change since previous quarter
Quarter ending June 2016	2,445	
Quarter ending September 2016	2,451	→
Quarter ending December 2016	2,413	↓
Quarter ending March 2017	2,319	↓
Quarter ending June 2017	2,368	↑
Variance since June 2016	(3.1%)	↓



ACTIVITY

Cumulative percentage of contracted UDA delivered 2017 & 2018



Month	Adjusted Scheduled Activity (UDA)	
	2017	2018
April	12	0
May	212	120
June	852	596
July	1,390	
August	2,050	
September	2,409	
October	3,017	
November	3,258	
December	4,037	
January	4,552	
February	5,097	
March	5,680	
April	6,431	
May	6,565	
June	6,922	

QUALITY

	Quantity	Base Number	Contract	AT	Region	England
% of FP17s for the same patient ID Re-attending within 3 months - Children	0	0	N/A	12.3%	13.0%	12.0%
% of FP17s for the same patient ID Re-attending within 3 months - Adults	35	534	6.6%	15.5%	16.6%	16.0%
% of FP17s for the same patient ID Re-attending between 3 & 9 months - Children	0	0	N/A	54.6%	59.5%	58.0%
% of FP17s for the same patient ID Re-attending between 3 & 9 months - Adults	79	534	14.8%	50.8%	53.1%	50.9%
% of FP17s for Band 1 Urgent Courses	0	257	0.0%	8.9%	9.3%	9.1%
% of FP17s Relating to Free Repair or Replacements	0	257	0.0%	1.2%	1.0%	0.8%
% of FP17s Relating to Continuations	8	257	3.1%	1.6%	1.3%	1.1%
% of Patients satisfied with the dentistry they have received	2	4	N/A	90.5%	91.9%	91.7%
% of Patients satisfied with the time they had to wait for an appointment	3	4	N/A	87.1%	88.7%	88.0%

* This is based on patients treated on this contract for their most recent course of treatment. Figures in italics indicate the base number of FP17s or Patient Questionnaire responses are less than 100. N/A is shown where the base number of responses is less than 10 during the period. % is calculated as Quantity/Base number*100

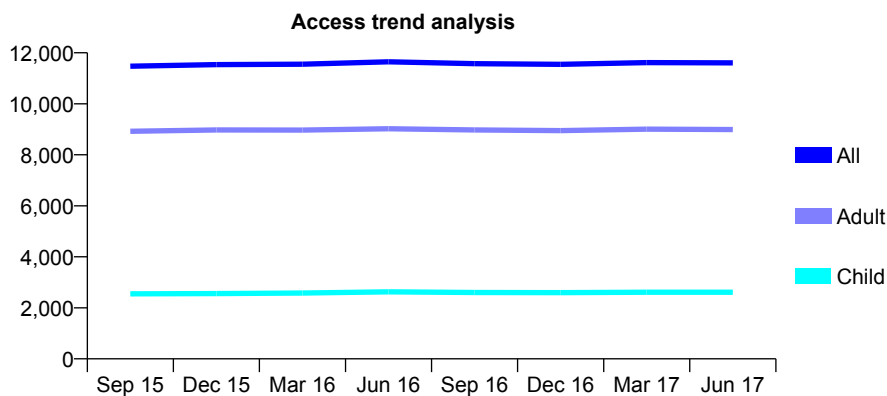
Q45 - Vital Signs At a Glance Contract Report for 905844/0001 - June 2017

Name or company name	Mr SD Brown, Ms F Brown and Mr M Ellis
Contract type name	GDS Contract
Purpose of contract	General
Contract start date	01/04/2006
Contract end date	

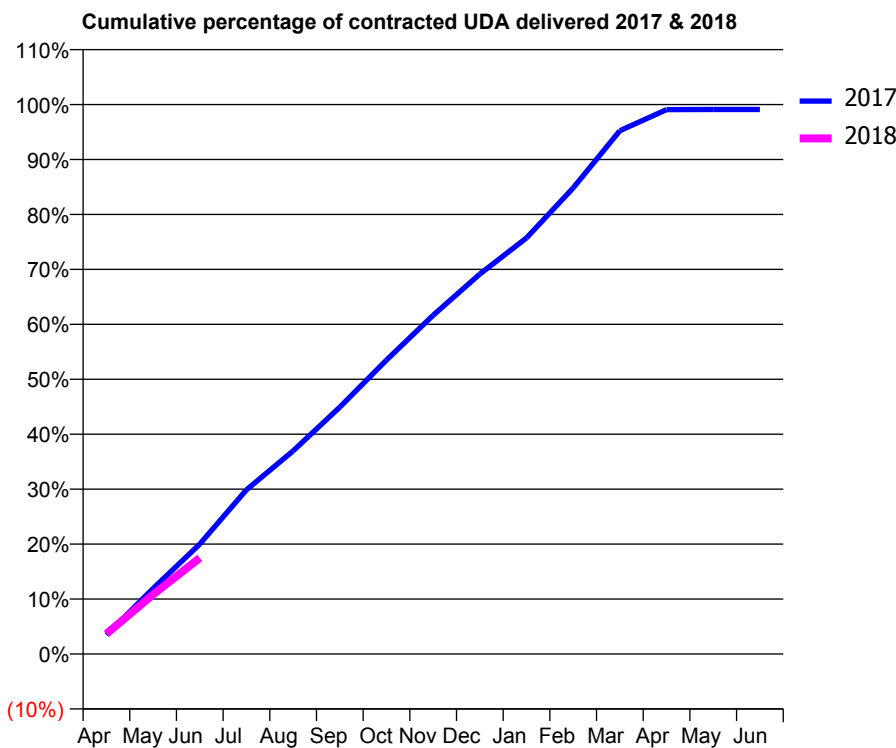
17/18 Contracted general activity (UDA)	30,150
Carry forward general activity (UDA)	0
17/18 Contracted orthodontic activity (UOA)	0
Carry forward orthodontic activity (UOA)	0
Baseline contract value	£773,455.50

ACCESS*

Patients seen in 24 months	Total	Change since previous quarter
Quarter ending June 2016	11,649	
Quarter ending September 2016	11,574	→
Quarter ending December 2016	11,546	→
Quarter ending March 2017	11,618	→
Quarter ending June 2017	11,603	→
Variance since June 2016	(0.4%)	→



ACTIVITY



Month	Adjusted Scheduled Activity (UDA)	
	2017	2018
April	1,080	1,106
May	3,698	3,265
June	6,205	5,269
July	9,263	
August	11,461	
September	13,929	
October	16,582	
November	19,111	
December	21,437	
January	23,478	
February	26,292	
March	29,525	
April	30,711	
May	30,719	
June	30,719	

QUALITY

	Quantity	Base Number	Contract	AT	Region	England
% of FP17s for the same patient ID Re-attending within 3 months - Children	45	717	6.3%	12.3%	13.0%	12.0%
% of FP17s for the same patient ID Re-attending within 3 months - Adults	298	2,348	12.7%	15.5%	16.6%	16.0%
% of FP17s for the same patient ID Re-attending between 3 & 9 months - Children	368	717	51.3%	54.6%	59.5%	58.0%
% of FP17s for the same patient ID Re-attending between 3 & 9 months - Adults	1,072	2,348	45.7%	50.8%	53.1%	50.9%
% of FP17s for Band 1 Urgent Courses	128	2,432	5.3%	8.9%	9.3%	9.1%
% of FP17s Relating to Free Repair or Replacements	28	2,432	1.2%	1.2%	1.0%	0.8%
% of FP17s Relating to Continuations	38	2,432	1.6%	1.6%	1.3%	1.1%
% of Patients satisfied with the dentistry they have received	22	23	95.7%	90.5%	91.9%	91.7%
% of Patients satisfied with the time they had to wait for an appointment	23	23	100.0%	87.1%	88.7%	88.0%

* This is based on patients treated on this contract for their most recent course of treatment. Figures in italics indicate the base number of FP17s or Patient Questionnaire responses are less than 100. N/A is shown where the base number of responses is less than 10 during the period. % is calculated as Quantity/Base number*100

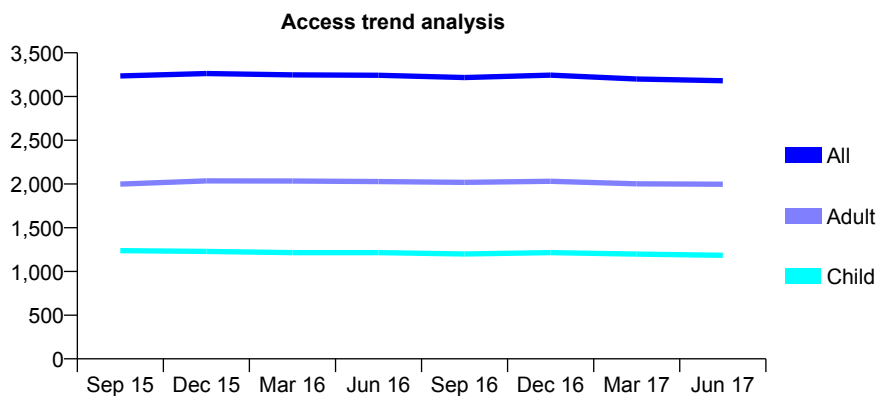
Q45 - Vital Signs At a Glance Contract Report for 907316/0002 - June 2017

Name or company name	MR AI WILSON
Contract type name	GDS Contract
Purpose of contract	General
Contract start date	01/04/2006
Contract end date	

17/18 Contracted general activity (UDA)	10,500
Carry forward general activity (UDA)	0
17/18 Contracted orthodontic activity (UOA)	0
Carry forward orthodontic activity (UOA)	0
Baseline contract value	£269,399.95

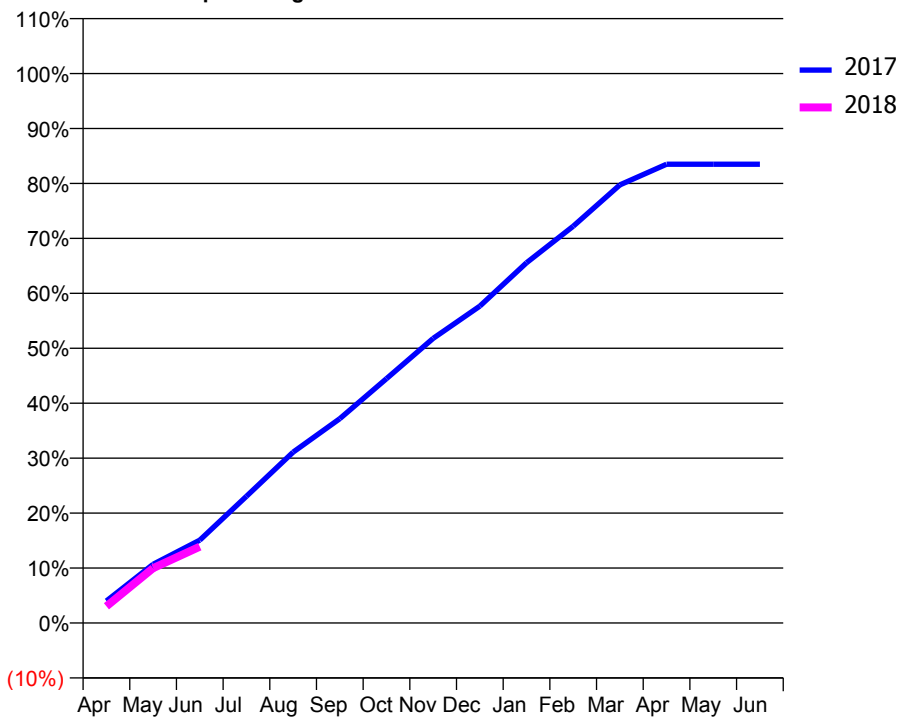
ACCESS*

Patients seen in 24 months	Total	Change since previous quarter
Quarter ending June 2016	3,243	
Quarter ending September 2016	3,217	→
Quarter ending December 2016	3,245	→
Quarter ending March 2017	3,200	↓
Quarter ending June 2017	3,181	→
Variance since June 2016	(1.9%)	↓



ACTIVITY

Cumulative percentage of contracted UDA delivered 2017 & 2018



Month	Adjusted Scheduled Activity (UDA)	
	2017	2018
April	423	320
May	1,122	1,048
June	1,583	1,459
July	2,422	
August	3,265	
September	3,905	
October	4,669	
November	5,439	
December	6,055	
January	6,884	
February	7,581	
March	8,373	
April	8,765	
May	8,766	
June	8,766	

QUALITY

	Quantity	Base Number	Contract	AT	Region	England
% of FP17s for the same patient ID Re-attending within 3 months - Children	36	402	9.0%	12.3%	13.0%	12.0%
% of FP17s for the same patient ID Re-attending within 3 months - Adults	110	669	16.4%	15.5%	16.6%	16.0%
% of FP17s for the same patient ID Re-attending between 3 & 9 months - Children	275	402	68.4%	54.6%	59.5%	58.0%
% of FP17s for the same patient ID Re-attending between 3 & 9 months - Adults	421	669	62.9%	50.8%	53.1%	50.9%
% of FP17s for Band 1 Urgent Courses	58	852	6.8%	8.9%	9.3%	9.1%
% of FP17s Relating to Free Repair or Replacements	5	852	0.6%	1.2%	1.0%	0.8%
% of FP17s Relating to Continuations	35	852	4.1%	1.6%	1.3%	1.1%
% of Patients satisfied with the dentistry they have received	8	8	N/A	90.5%	91.9%	91.7%
% of Patients satisfied with the time they had to wait for an appointment	8	8	N/A	87.1%	88.7%	88.0%

* This is based on patients treated on this contract for their most recent course of treatment. Figures in italics indicate the base number of FP17s or Patient Questionnaire responses are less than 100. N/A is shown where the base number of responses is less than 10 during the period. % is calculated as Quantity/Base number*100

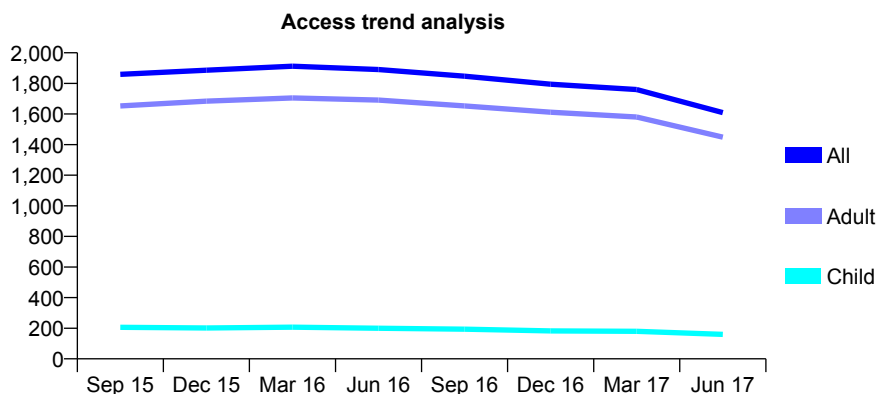
Q45 - Vital Signs At a Glance Contract Report for 911828/0003 - June 2017

Name or company name	MR S KIRKUP
Contract type name	GDS Contract
Purpose of contract	General
Contract start date	01/04/2006
Contract end date	23/06/2017

17/18 Contracted general activity (UDA)	1,038
Carry forward general activity (UDA)	0
17/18 Contracted orthodontic activity (UOA)	0
Carry forward orthodontic activity (UOA)	0
Baseline contract value	£30,580.17

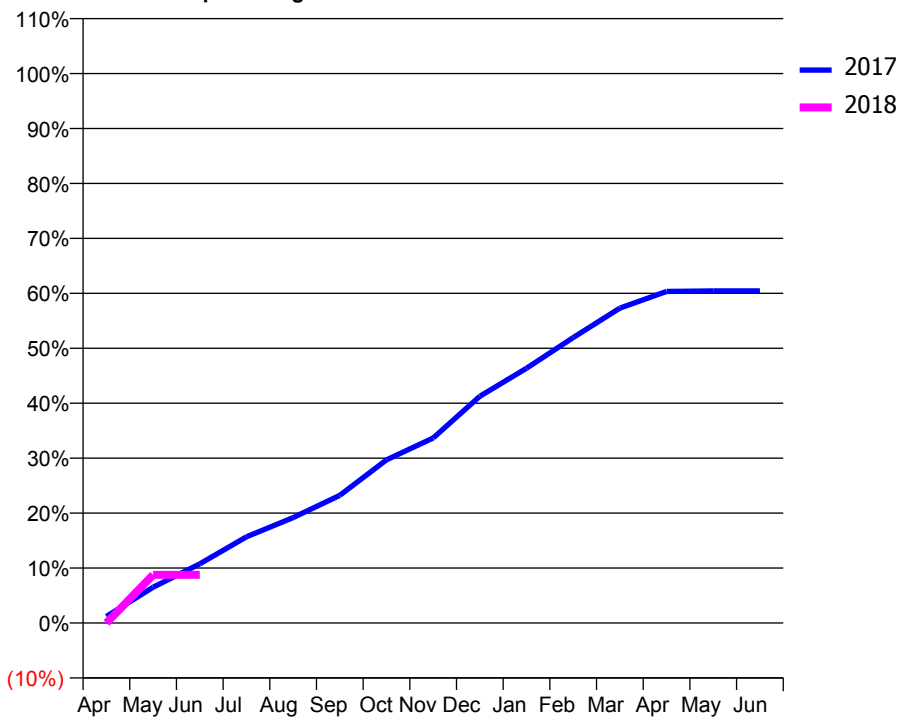
ACCESS*

Patients seen in 24 months	Total	Change since previous quarter
Quarter ending June 2016	1,891	
Quarter ending September 2016	1,847	↓
Quarter ending December 2016	1,795	↓
Quarter ending March 2017	1,760	↓
Quarter ending June 2017	1,609	↓
Variance since June 2016	(14.9%)	↓



ACTIVITY

Cumulative percentage of contracted UDA delivered 2017 & 2018



Adjusted Scheduled Activity (UDA)

Month	2017	2018
April	54	0
May	293	91
June	485	91
July	706	
August	863	
September	1,045	
October	1,336	
November	1,515	
December	1,857	
January	2,086	
February	2,337	
March	2,579	
April	2,715	
May	2,719	
June	2,719	

QUALITY

	Quantity	Base Number	Contract	AT	Region	England
% of FP17s for the same patient ID Re-attending within 3 months - Children	1	20	5.0%	12.3%	13.0%	12.0%
% of FP17s for the same patient ID Re-attending within 3 months - Adults	20	145	13.8%	15.5%	16.6%	16.0%
% of FP17s for the same patient ID Re-attending between 3 & 9 months - Children	10	20	50.0%	54.6%	59.5%	58.0%
% of FP17s for the same patient ID Re-attending between 3 & 9 months - Adults	66	145	45.5%	50.8%	53.1%	50.9%
% of FP17s for Band 1 Urgent Courses	15	58	25.9%	8.9%	9.3%	9.1%
% of FP17s Relating to Free Repair or Replacements	0	58	0.0%	1.2%	1.0%	0.8%
% of FP17s Relating to Continuations	0	58	0.0%	1.6%	1.3%	1.1%
% of Patients satisfied with the dentistry they have received	6	7	N/A	90.5%	91.9%	91.7%
% of Patients satisfied with the time they had to wait for an appointment	7	7	N/A	87.1%	88.7%	88.0%

* This is based on patients treated on this contract for their most recent course of treatment. Figures in italics indicate the base number of FP17s or Patient Questionnaire responses are less than 100. N/A is shown where the base number of responses is less than 10 during the period. % is calculated as Quantity/Base number*100

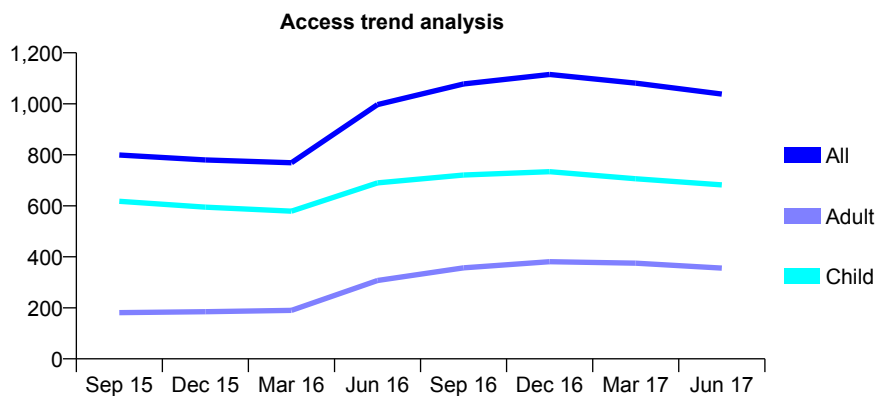
Q45 - Vital Signs At a Glance Contract Report for 911852/0001 - June 2017

Name or company name	MR JC BENNETT
Contract type name	GDS Contract
Purpose of contract	General
Contract start date	01/12/2014
Contract end date	

17/18 Contracted general activity (UDA)	3,071
Carry forward general activity (UDA)	0
17/18 Contracted orthodontic activity (UOA)	0
Carry forward orthodontic activity (UOA)	0
Baseline contract value	£64,960.00

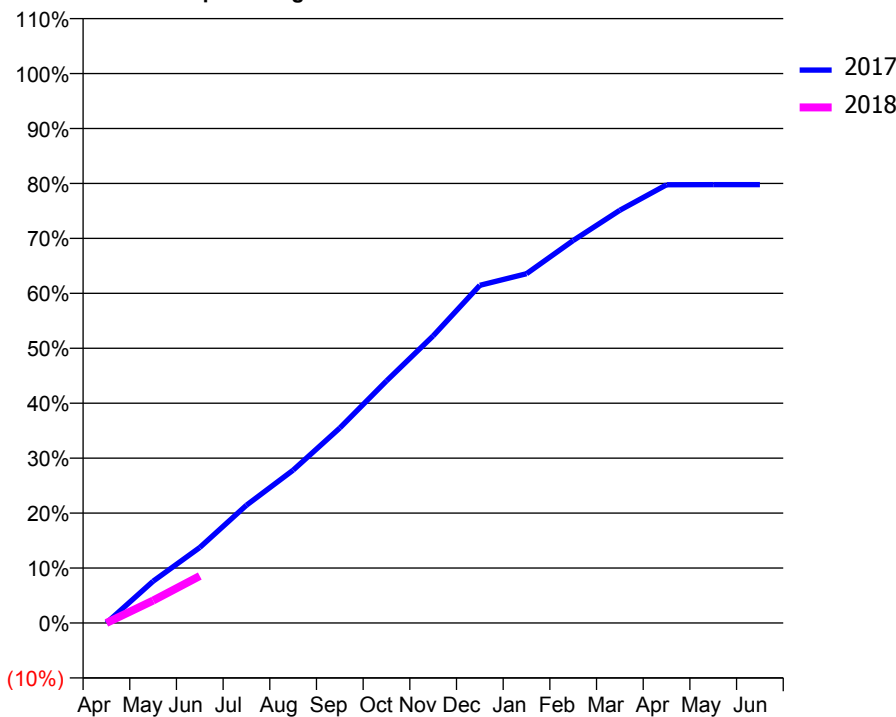
ACCESS*

Patients seen in 24 months	Total	Change since previous quarter
Quarter ending June 2016	997	
Quarter ending September 2016	1,078	↑
Quarter ending December 2016	1,115	↑
Quarter ending March 2017	1,081	↓
Quarter ending June 2017	1,038	↓
Variance since June 2016	4.1%	↑



ACTIVITY

Cumulative percentage of contracted UDA delivered 2017 & 2018



Month	Adjusted Scheduled Activity (UDA)	
	2017	2018
April	0	0
May	234	125
June	422	263
July	658	
August	855	
September	1,090	
October	1,353	
November	1,605	
December	1,887	
January	1,952	
February	2,138	
March	2,307	
April	2,449	
May	2,450	
June	2,450	

QUALITY

	Quantity	Base Number	Contract	AT	Region	England
% of FP17s for the same patient ID Re-attending within 3 months - Children	14	238	5.9%	12.3%	13.0%	12.0%
% of FP17s for the same patient ID Re-attending within 3 months - Adults	8	74	10.8%	15.5%	16.6%	16.0%
% of FP17s for the same patient ID Re-attending between 3 & 9 months - Children	146	238	61.3%	54.6%	59.5%	58.0%
% of FP17s for the same patient ID Re-attending between 3 & 9 months - Adults	43	74	58.1%	50.8%	53.1%	50.9%
% of FP17s for Band 1 Urgent Courses	5	209	2.4%	8.9%	9.3%	9.1%
% of FP17s Relating to Free Repair or Replacements	0	209	0.0%	1.2%	1.0%	0.8%
% of FP17s Relating to Continuations	0	209	0.0%	1.6%	1.3%	1.1%
% of Patients satisfied with the dentistry they have received	2	2	N/A	90.5%	91.9%	91.7%
% of Patients satisfied with the time they had to wait for an appointment	2	2	N/A	87.1%	88.7%	88.0%

* This is based on patients treated on this contract for their most recent course of treatment. Figures in italics indicate the base number of FP17s or Patient Questionnaire responses are less than 100. N/A is shown where the base number of responses is less than 10 during the period. % is calculated as Quantity/Base number*100

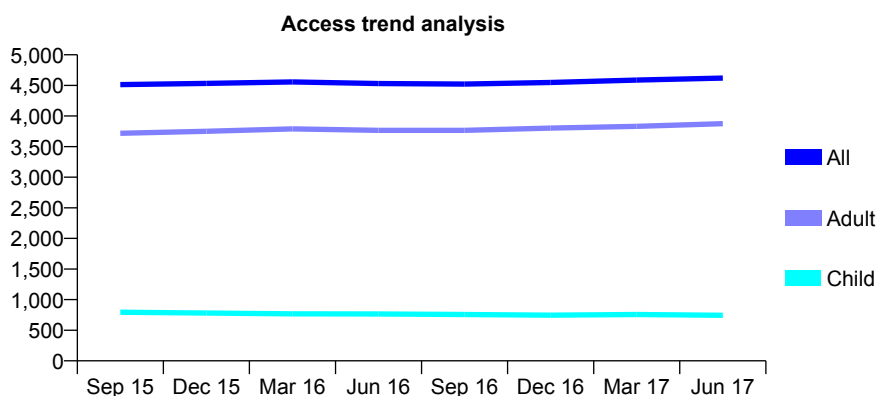
Q45 - Vital Signs At a Glance Contract Report for 918873/0001 - June 2017

Name or company name	MR A MILNES
Contract type name	GDS Contract
Purpose of contract	General
Contract start date	10/08/2012
Contract end date	

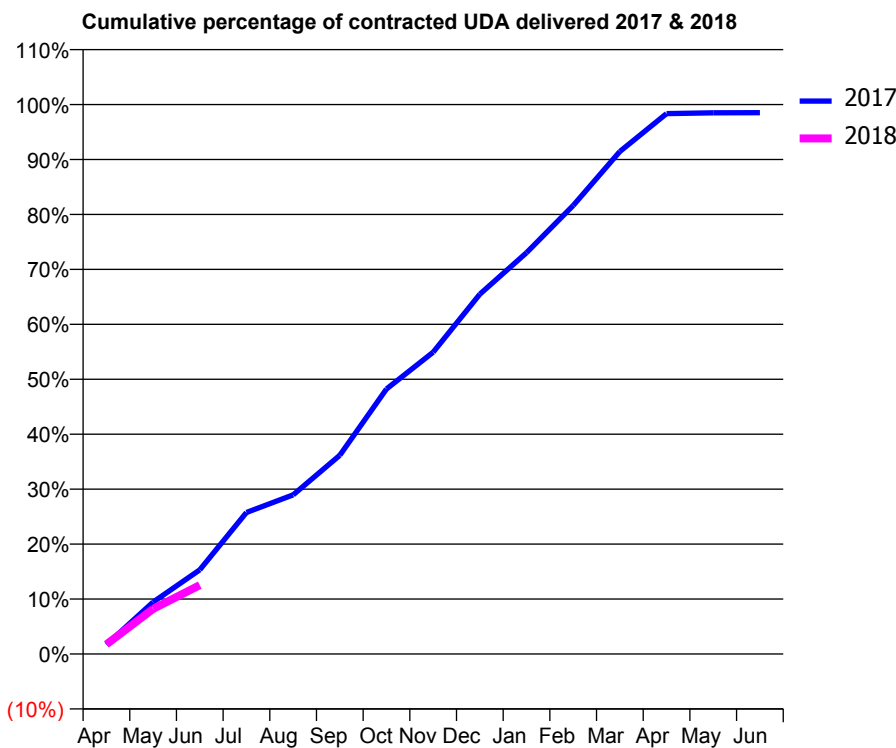
17/18 Contracted general activity (UDA)	11,709
Carry forward general activity (UDA)	0
17/18 Contracted orthodontic activity (UOA)	0
Carry forward orthodontic activity (UOA)	0
Baseline contract value	£335,687.26

ACCESS*

Patients seen in 24 months	Total	Change since previous quarter
Quarter ending June 2016	4,530	
Quarter ending September 2016	4,522	→
Quarter ending December 2016	4,548	→
Quarter ending March 2017	4,587	→
Quarter ending June 2017	4,619	→
Variance since June 2016	2.0%	→



ACTIVITY



Month	Adjusted Scheduled Activity (UDA)	
	2017	2018
April	199	206
May	1,106	960
June	1,794	1,467
July	3,016	
August	3,391	
September	4,235	
October	5,646	
November	6,431	
December	7,667	
January	8,552	
February	9,557	
March	10,709	
April	11,515	
May	11,532	
June	11,534	

QUALITY

	Quantity	Base Number	Contract	AT	Region	England
% of FP17s for the same patient ID Re-attending within 3 months - Children	24	247	9.7%	12.3%	13.0%	12.0%
% of FP17s for the same patient ID Re-attending within 3 months - Adults	164	1,203	13.6%	15.5%	16.6%	16.0%
% of FP17s for the same patient ID Re-attending between 3 & 9 months - Children	151	247	61.1%	54.6%	59.5%	58.0%
% of FP17s for the same patient ID Re-attending between 3 & 9 months - Adults	723	1,203	60.1%	50.8%	53.1%	50.9%
% of FP17s for Band 1 Urgent Courses	71	982	7.2%	8.9%	9.3%	9.1%
% of FP17s Relating to Free Repair or Replacements	2	982	0.2%	1.2%	1.0%	0.8%
% of FP17s Relating to Continuations	14	982	1.4%	1.6%	1.3%	1.1%
% of Patients satisfied with the dentistry they have received	35	40	87.5%	90.5%	91.9%	91.7%
% of Patients satisfied with the time they had to wait for an appointment	37	40	92.5%	87.1%	88.7%	88.0%

* This is based on patients treated on this contract for their most recent course of treatment. Figures in italics indicate the base number of FP17s or Patient Questionnaire responses are less than 100. N/A is shown where the base number of responses is less than 10 during the period. % is calculated as Quantity/Base number*100

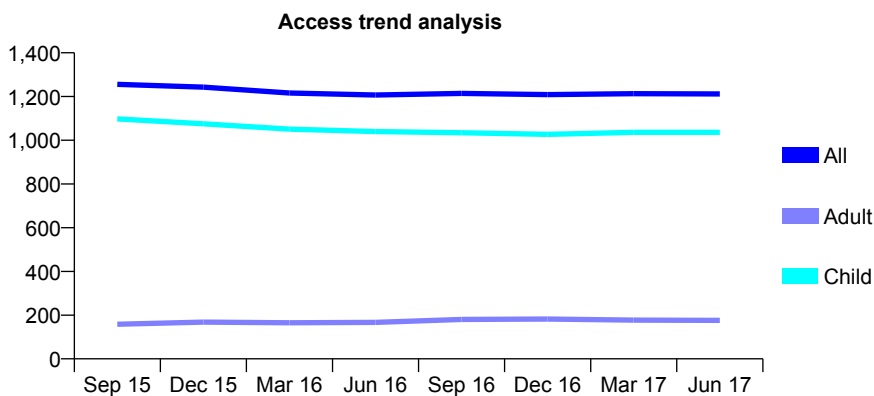
Q45 - Vital Signs At a Glance Contract Report for 919047/0001 - June 2017

Name or company name	MR TR LEWIS
Contract type name	GDS Contract
Purpose of contract	General and Orthodontic
Contract start date	01/04/2006
Contract end date	

17/18 Contracted general activity (UDA)	4,075
Carry forward general activity (UDA)	0
17/18 Contracted orthodontic activity (UOA)	400
Carry forward orthodontic activity (UOA)	0
Baseline contract value	£95,908.55

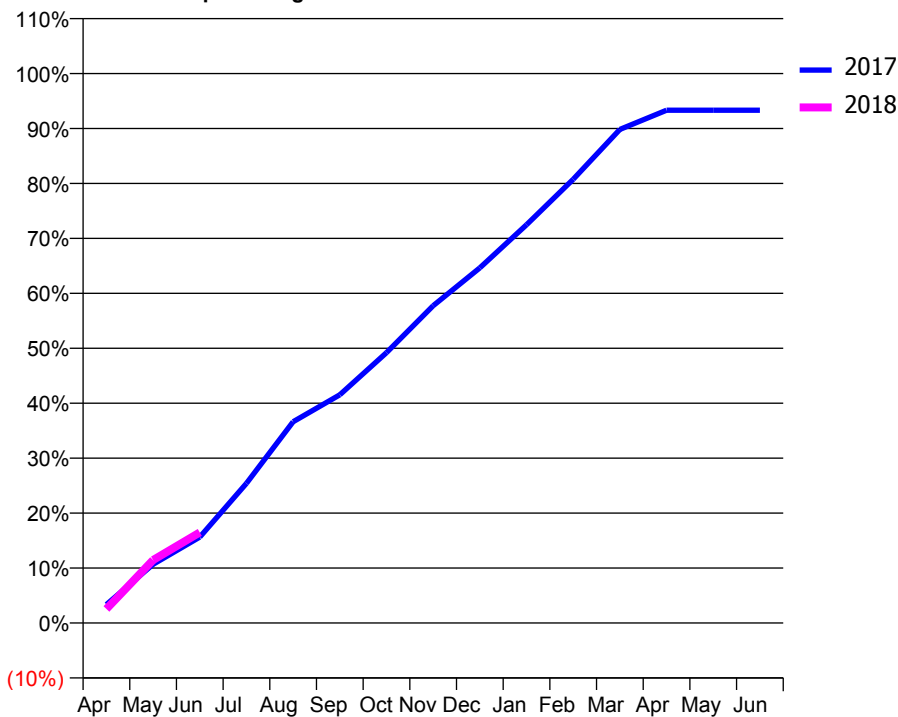
ACCESS*

Patients seen in 24 months	Total	Change since previous quarter
Quarter ending June 2016	1,207	
Quarter ending September 2016	1,214	→
Quarter ending December 2016	1,209	→
Quarter ending March 2017	1,213	→
Quarter ending June 2017	1,212	→
Variance since June 2016	0.4%	→



ACTIVITY

Cumulative percentage of contracted UDA delivered 2017 & 2018



Month	Adjusted Scheduled Activity (UDA)	
	2017	2018
April	137	104
May	435	467
June	638	672
July	1,035	
August	1,492	
September	1,692	
October	2,005	
November	2,353	
December	2,634	
January	2,954	
February	3,290	
March	3,661	
April	3,803	
May	3,803	
June	3,803	

QUALITY

	Quantity	Base Number	Contract	AT	Region	England
% of FP17s for the same patient ID Re-attending within 3 months - Children	51	403	12.7%	12.3%	13.0%	12.0%
% of FP17s for the same patient ID Re-attending within 3 months - Adults	3	19	15.8%	15.5%	16.6%	16.0%
% of FP17s for the same patient ID Re-attending between 3 & 9 months - Children	271	403	67.2%	54.6%	59.5%	58.0%
% of FP17s for the same patient ID Re-attending between 3 & 9 months - Adults	9	19	47.4%	50.8%	53.1%	50.9%
% of FP17s for Band 1 Urgent Courses	42	356	11.8%	8.9%	9.3%	9.1%
% of FP17s Relating to Free Repair or Replacements	0	356	0.0%	1.2%	1.0%	0.8%
% of FP17s Relating to Continuations	3	356	0.8%	1.6%	1.3%	1.1%
% of Patients satisfied with the dentistry they have received	3	4	N/A	90.5%	91.9%	91.7%
% of Patients satisfied with the time they had to wait for an appointment	3	4	N/A	87.1%	88.7%	88.0%

* This is based on patients treated on this contract for their most recent course of treatment. Figures in italics indicate the base number of FP17s or Patient Questionnaire responses are less than 100. N/A is shown where the base number of responses is less than 10 during the period. % is calculated as Quantity/Base number*100

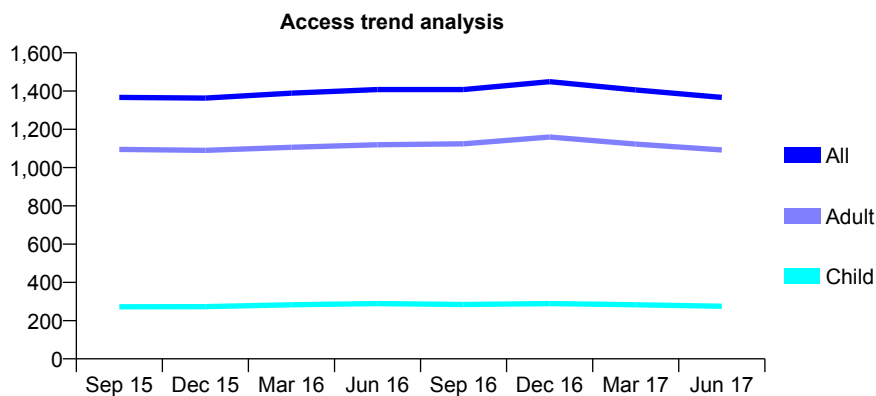
Q45 - Vital Signs At a Glance Contract Report for 920460/0001 - June 2017

Name or company name	MISS KA FARQUHAR
Contract type name	GDS Contract
Purpose of contract	General
Contract start date	01/04/2006
Contract end date	

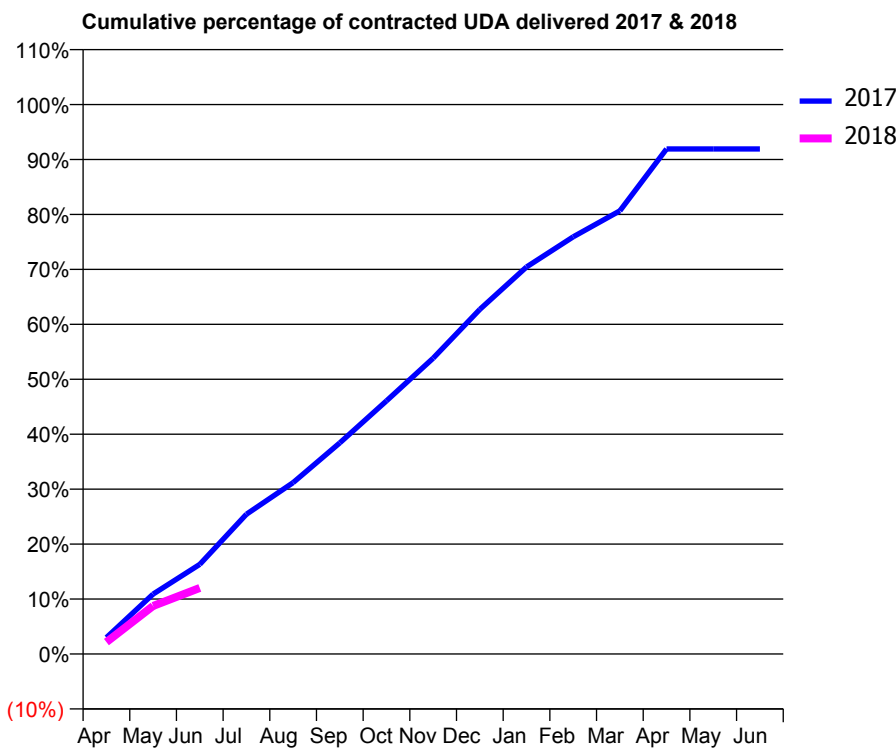
17/18 Contracted general activity (UDA)	4,748
Carry forward general activity (UDA)	0
17/18 Contracted orthodontic activity (UOA)	0
Carry forward orthodontic activity (UOA)	0
Baseline contract value	£100,433.10

ACCESS*

Patients seen in 24 months	Total	Change since previous quarter
Quarter ending June 2016	1,408	
Quarter ending September 2016	1,408	→
Quarter ending December 2016	1,449	↑
Quarter ending March 2017	1,406	↓
Quarter ending June 2017	1,367	↓
Variance since June 2016	(2.9%)	↓



ACTIVITY



Month	Adjusted Scheduled Activity (UDA)	
	2017	2018
April	142	103
May	518	416
June	775	571
July	1,208	
August	1,481	
September	1,824	
October	2,188	
November	2,556	
December	2,978	
January	3,345	
February	3,604	
March	3,830	
April	4,364	
May	4,364	
June	4,364	

QUALITY

	Quantity	Base Number	Contract	AT	Region	England
% of FP17s for the same patient ID Re-attending within 3 months - Children	8	79	10.1%	12.3%	13.0%	12.0%
% of FP17s for the same patient ID Re-attending within 3 months - Adults	137	454	30.2%	15.5%	16.6%	16.0%
% of FP17s for the same patient ID Re-attending between 3 & 9 months - Children	34	79	43.0%	54.6%	59.5%	58.0%
% of FP17s for the same patient ID Re-attending between 3 & 9 months - Adults	209	454	46.0%	50.8%	53.1%	50.9%
% of FP17s for Band 1 Urgent Courses	25	290	8.6%	8.9%	9.3%	9.1%
% of FP17s Relating to Free Repair or Replacements	19	290	6.6%	1.2%	1.0%	0.8%
% of FP17s Relating to Continuations	19	290	6.6%	1.6%	1.3%	1.1%
% of Patients satisfied with the dentistry they have received	6	6	N/A	90.5%	91.9%	91.7%
% of Patients satisfied with the time they had to wait for an appointment	4	6	N/A	87.1%	88.7%	88.0%

* This is based on patients treated on this contract for their most recent course of treatment. Figures in italics indicate the base number of FP17s or Patient Questionnaire responses are less than 100. N/A is shown where the base number of responses is less than 10 during the period. % is calculated as Quantity/Base number*100

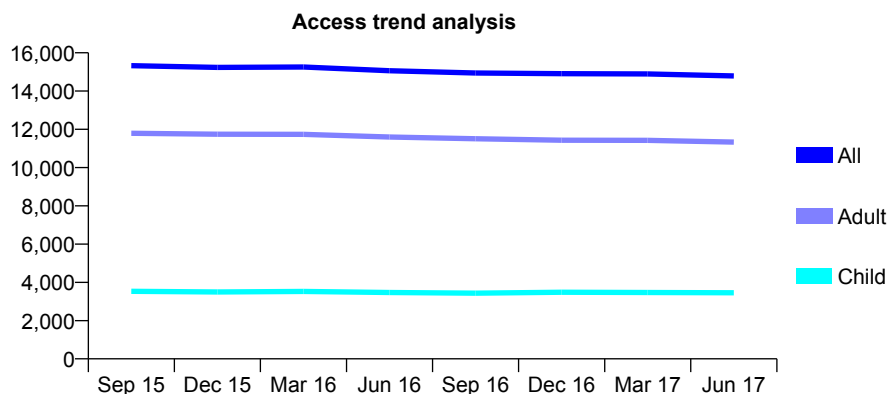
Q45 - Vital Signs At a Glance Contract Report for 921890/0001 - June 2017

Name or company name	MR DC DANIELS
Contract type name	GDS Contract
Purpose of contract	General
Contract start date	01/04/2006
Contract end date	

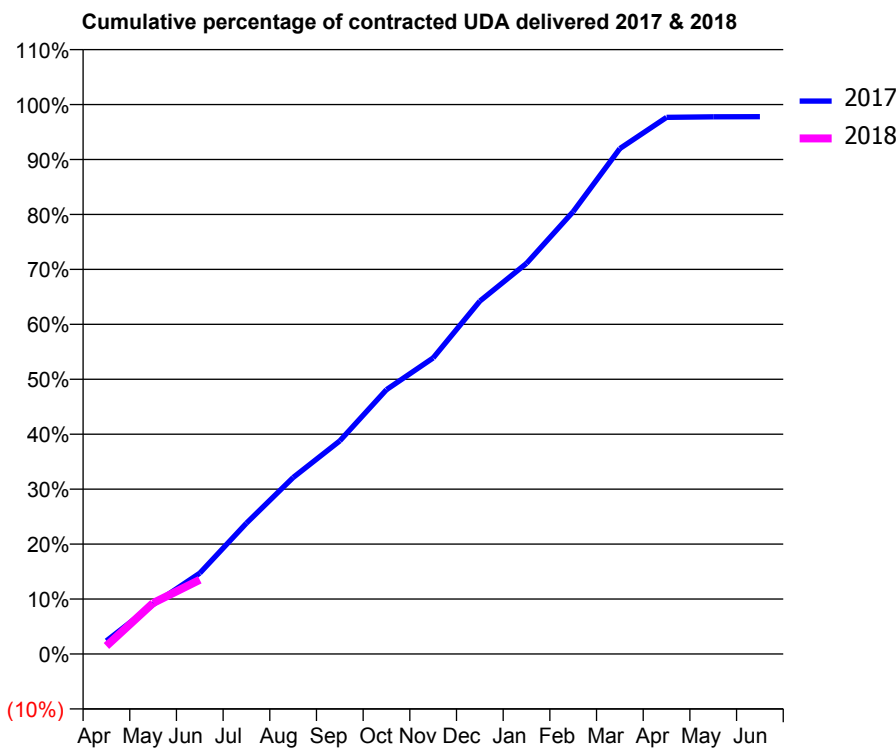
17/18 Contracted general activity (UDA)	47,398
Carry forward general activity (UDA)	0
17/18 Contracted orthodontic activity (UOA)	0
Carry forward orthodontic activity (UOA)	0
Baseline contract value	£1,280,722.45

ACCESS*

Patients seen in 24 months	Total	Change since previous quarter
Quarter ending June 2016	15,065	
Quarter ending September 2016	14,944	→
Quarter ending December 2016	14,908	→
Quarter ending March 2017	14,892	→
Quarter ending June 2017	14,788	→
Variance since June 2016	(1.8%)	↓



ACTIVITY



Month	Adjusted Scheduled Activity (UDA)	
	2017	2018
April	1,138	701
May	4,268	4,394
June	6,982	6,396
July	11,287	
August	15,228	
September	18,386	
October	22,801	
November	25,538	
December	30,444	
January	33,690	
February	38,161	
March	43,600	
April	46,290	
May	46,337	
June	46,348	

QUALITY

	Quantity	Base Number	Contract	AT	Region	England
% of FP17s for the same patient ID Re-attending within 3 months - Children	90	1,040	8.7%	12.3%	13.0%	12.0%
% of FP17s for the same patient ID Re-attending within 3 months - Adults	571	3,522	16.2%	15.5%	16.6%	16.0%
% of FP17s for the same patient ID Re-attending between 3 & 9 months - Children	546	1,040	52.5%	54.6%	59.5%	58.0%
% of FP17s for the same patient ID Re-attending between 3 & 9 months - Adults	1,934	3,522	54.9%	50.8%	53.1%	50.9%
% of FP17s for Band 1 Urgent Courses	535	3,365	15.9%	8.9%	9.3%	9.1%
% of FP17s Relating to Free Repair or Replacements	45	3,365	1.3%	1.2%	1.0%	0.8%
% of FP17s Relating to Continuations	51	3,365	1.5%	1.6%	1.3%	1.1%
% of Patients satisfied with the dentistry they have received	28	31	90.3%	90.5%	91.9%	91.7%
% of Patients satisfied with the time they had to wait for an appointment	29	31	93.5%	87.1%	88.7%	88.0%

* This is based on patients treated on this contract for their most recent course of treatment. Figures in italics indicate the base number of FP17s or Patient Questionnaire responses are less than 100. N/A is shown where the base number of responses is less than 10 during the period. % is calculated as Quantity/Base number*100

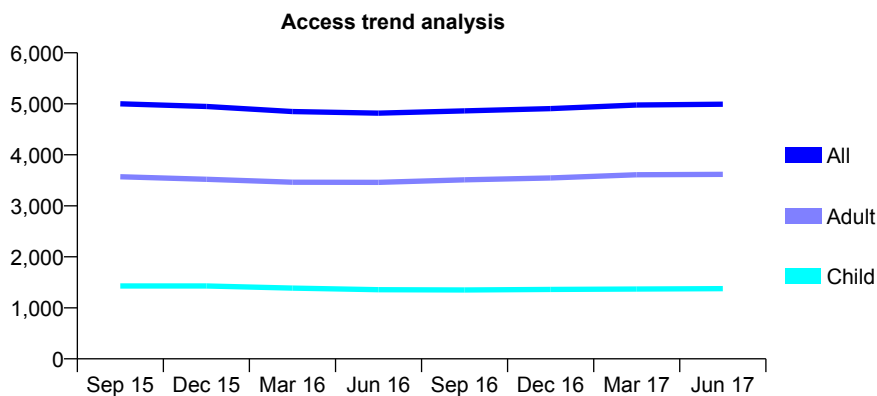
Q45 - Vital Signs At a Glance Contract Report for 930121/0001 - June 2017

Name or company name	MR MA SIDDIQUI
Contract type name	GDS Contract
Purpose of contract	General
Contract start date	08/11/2012
Contract end date	

17/18 Contracted general activity (UDA)	17,392
Carry forward general activity (UDA)	0
17/18 Contracted orthodontic activity (UOA)	0
Carry forward orthodontic activity (UOA)	0
Baseline contract value	£425,656.11

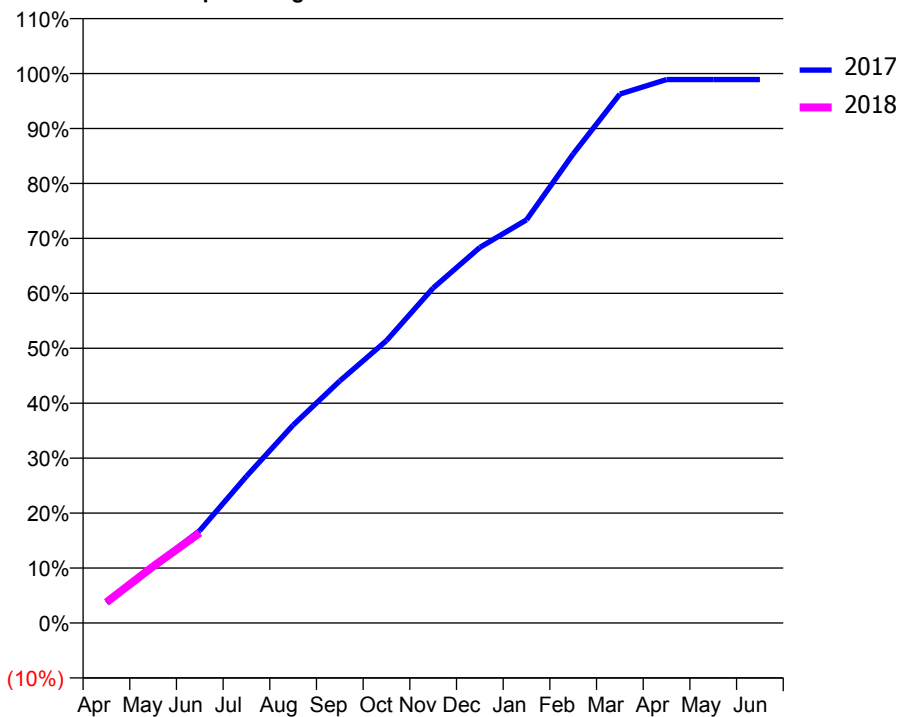
ACCESS*

Patients seen in 24 months	Total	Change since previous quarter
Quarter ending June 2016	4,817	
Quarter ending September 2016	4,861	→
Quarter ending December 2016	4,907	→
Quarter ending March 2017	4,977	→
Quarter ending June 2017	4,993	→
Variance since June 2016	3.7%	↑



ACTIVITY

Cumulative percentage of contracted UDA delivered 2017 & 2018



Month	Adjusted Scheduled Activity (UDA)	
	2017	2018
April	645	655
May	1,786	1,792
June	2,925	2,855
July	4,646	
August	6,267	
September	7,664	
October	8,939	
November	10,605	
December	11,889	
January	12,762	
February	14,844	
March	16,741	
April	17,201	
May	17,200	
June	17,201	

QUALITY

	Quantity	Base Number	Contract	AT	Region	England
% of FP17s for the same patient ID Re-attending within 3 months - Children	37	486	7.6%	12.3%	13.0%	12.0%
% of FP17s for the same patient ID Re-attending within 3 months - Adults	190	1,207	15.7%	15.5%	16.6%	16.0%
% of FP17s for the same patient ID Re-attending between 3 & 9 months - Children	297	486	61.1%	54.6%	59.5%	58.0%
% of FP17s for the same patient ID Re-attending between 3 & 9 months - Adults	662	1,207	54.8%	50.8%	53.1%	50.9%
% of FP17s for Band 1 Urgent Courses	93	1,248	7.5%	8.9%	9.3%	9.1%
% of FP17s Relating to Free Repair or Replacements	13	1,248	1.0%	1.2%	1.0%	0.8%
% of FP17s Relating to Continuations	12	1,248	1.0%	1.6%	1.3%	1.1%
% of Patients satisfied with the dentistry they have received	23	26	88.5%	90.5%	91.9%	91.7%
% of Patients satisfied with the time they had to wait for an appointment	25	26	96.2%	87.1%	88.7%	88.0%

* This is based on patients treated on this contract for their most recent course of treatment. Figures in italics indicate the base number of FP17s or Patient Questionnaire responses are less than 100. N/A is shown where the base number of responses is less than 10 during the period. % is calculated as Quantity/Base number*100

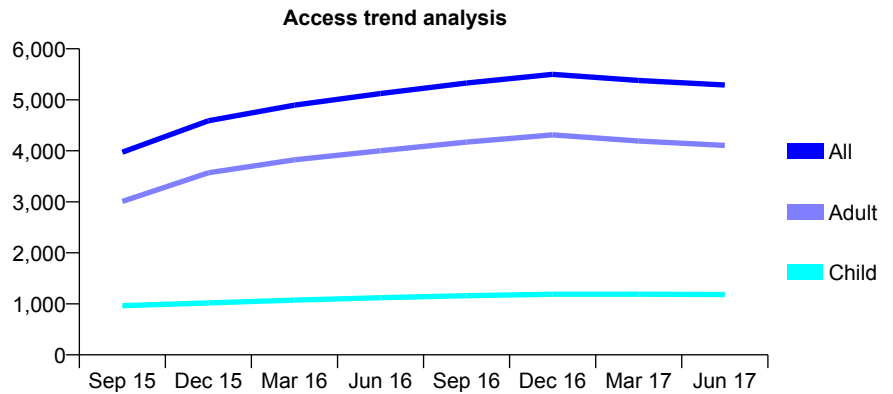
Q45 - Vital Signs At a Glance Contract Report for 984418/0001 - June 2017

Name or company name	MR A NAYYAR
Contract type name	GDS Contract
Purpose of contract	General and Orthodontic
Contract start date	05/01/2015
Contract end date	

17/18 Contracted general activity (UDA)	11,406
Carry forward general activity (UDA)	0
17/18 Contracted orthodontic activity (UOA)	25
Carry forward orthodontic activity (UOA)	0
Baseline contract value	£365,714.89

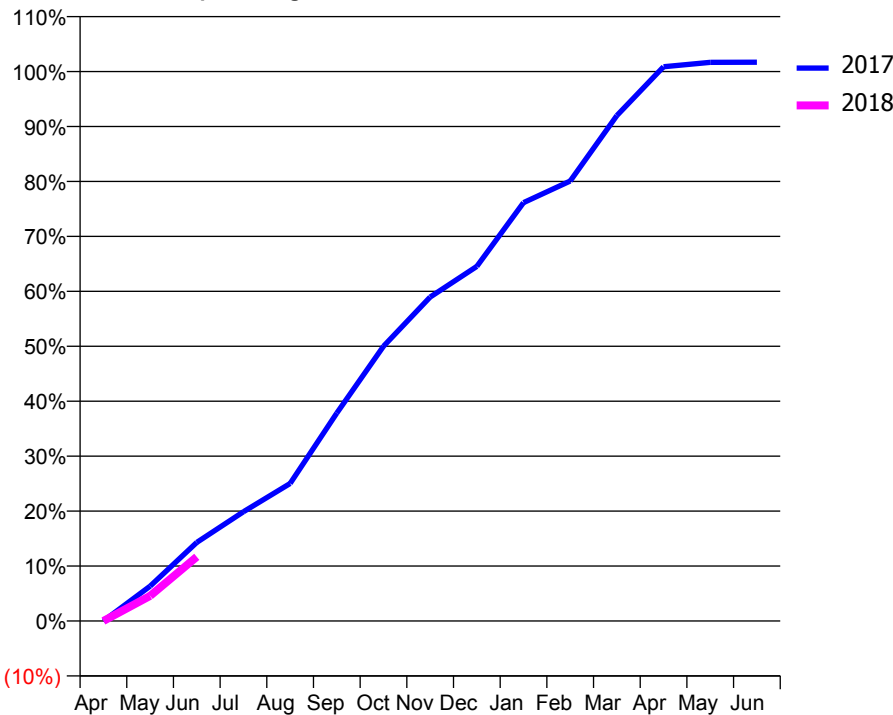
ACCESS*

Patients seen in 24 months	Total	Change since previous quarter
Quarter ending June 2016	5,123	
Quarter ending September 2016	5,330	↑
Quarter ending December 2016	5,499	↑
Quarter ending March 2017	5,380	↓
Quarter ending June 2017	5,289	↓
Variance since June 2016	3.2%	↑



ACTIVITY

Cumulative percentage of contracted UDA delivered 2017 & 2018



Month	Adjusted Scheduled Activity (UDA)	
	2017	2018
April	0	0
May	723	521
June	1,631	1,333
July	2,270	
August	2,855	
September	4,316	
October	5,704	
November	6,723	
December	7,362	
January	8,683	
February	9,132	
March	10,492	
April	11,505	
May	11,595	
June	11,598	

QUALITY

	Quantity	Base Number	Contract	AT	Region	England
% of FP17s for the same patient ID Re-attending within 3 months - Children	14	367	3.8%	12.3%	13.0%	12.0%
% of FP17s for the same patient ID Re-attending within 3 months - Adults	86	1,085	7.9%	15.5%	16.6%	16.0%
% of FP17s for the same patient ID Re-attending between 3 & 9 months - Children	229	367	62.4%	54.6%	59.5%	58.0%
% of FP17s for the same patient ID Re-attending between 3 & 9 months - Adults	465	1,085	42.9%	50.8%	53.1%	50.9%
% of FP17s for Band 1 Urgent Courses	35	870	4.0%	8.9%	9.3%	9.1%
% of FP17s Relating to Free Repair or Replacements	16	870	1.8%	1.2%	1.0%	0.8%
% of FP17s Relating to Continuations	3	870	0.3%	1.6%	1.3%	1.1%
% of Patients satisfied with the dentistry they have received	11	11	100.0%	90.5%	91.9%	91.7%
% of Patients satisfied with the time they had to wait for an appointment	11	11	100.0%	87.1%	88.7%	88.0%

* This is based on patients treated on this contract for their most recent course of treatment. Figures in italics indicate the base number of FP17s or Patient Questionnaire responses are less than 100. N/A is shown where the base number of responses is less than 10 during the period. % is calculated as Quantity/Base number*100

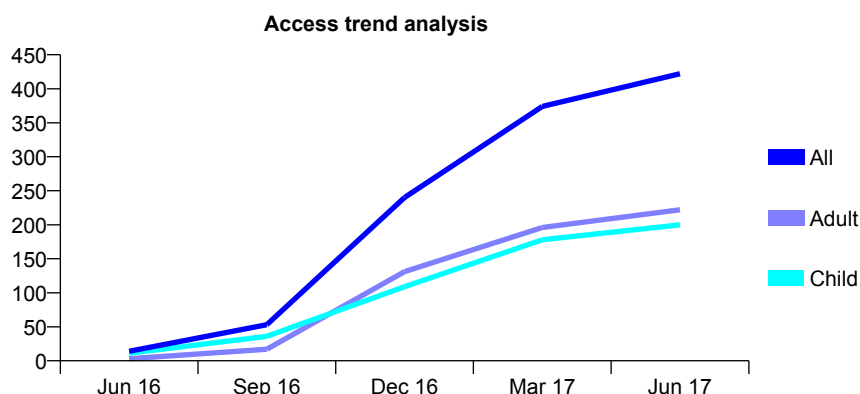
Q46 - Vital Signs At a Glance Contract Report for 100067/0000 - June 2017

Name or company name	ALWHCT
Contract type name	PDS Contract
Purpose of contract	General
Contract start date	01/04/2016
Contract end date	31/03/2018

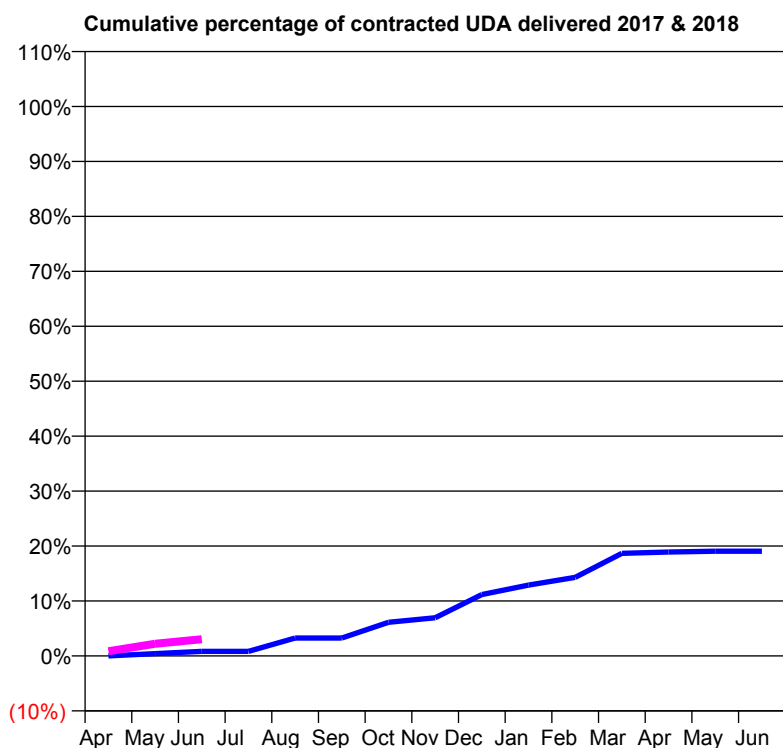
17/18 Contracted general activity (UDA)	3,900
Carry forward general activity (UDA)	0
17/18 Contracted orthodontic activity (UOA)	0
Carry forward orthodontic activity (UOA)	0
Baseline contract value	£0.00

ACCESS*

Patients seen in 24 months	Total	Change since previous quarter
Quarter ending June 2016	14	
Quarter ending September 2016	53	↑
Quarter ending December 2016	240	↑
Quarter ending March 2017	374	↑
Quarter ending June 2017	422	↑
Variance since June 2016	2914.3%	↑



ACTIVITY



Month	Adjusted Scheduled Activity (UDA)	
	2017	2018
April	0	34
May	17	86
June	33	119
July	33	
August	128	
September	128	
October	239	
November	271	
December	436	
January	503	
February	558	
March	728	
April	737	
May	743	
June	743	

QUALITY

	Quantity	Base Number	Contract	AT	Region	England
% of FP17s for the same patient ID Re-attending within 3 months - Children	2	56	3.6%	12.1%	13.0%	12.0%
% of FP17s for the same patient ID Re-attending within 3 months - Adults	2	38	5.3%	16.9%	16.6%	16.0%
% of FP17s for the same patient ID Re-attending between 3 & 9 months - Children	8	56	14.3%	57.7%	59.5%	58.0%
% of FP17s for the same patient ID Re-attending between 3 & 9 months - Adults	12	38	31.6%	51.0%	53.1%	50.9%
% of FP17s for Band 1 Urgent Courses	8	83	9.6%	10.6%	9.3%	9.1%
% of FP17s Relating to Free Repair or Replacements	0	83	0.0%	0.9%	1.0%	0.8%
% of FP17s Relating to Continuations	0	83	0.0%	1.1%	1.3%	1.1%
% of Patients satisfied with the dentistry they have received	0	0	N/A	91.0%	91.9%	91.7%
% of Patients satisfied with the time they had to wait for an appointment	0	0	N/A	87.5%	88.7%	88.0%

* This is based on patients treated on this contract for their most recent course of treatment. Figures in italics indicate the base number of FP17s or Patient Questionnaire responses are less than 100. N/A is shown where the base number of responses is less than 10 during the period. % is calculated as Quantity/Base number*100

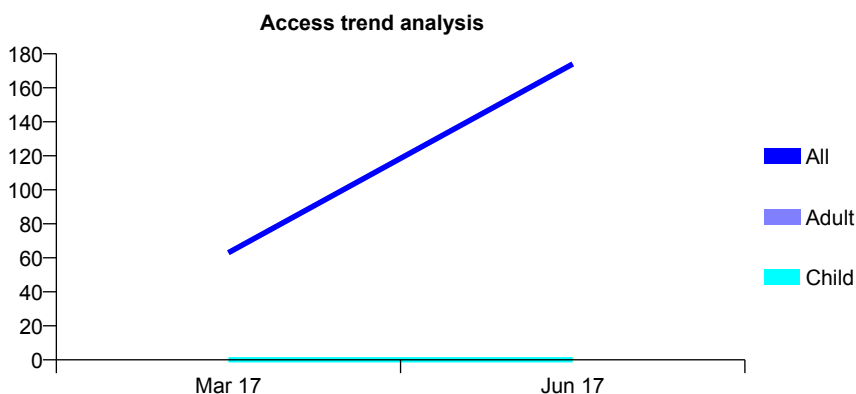
Q46 - Vital Signs At a Glance Contract Report for 100068/0000 - June 2017

Name or company name	ALWHCT
Contract type name	PDS Contract
Purpose of contract	General
Contract start date	01/04/2015
Contract end date	31/03/2018

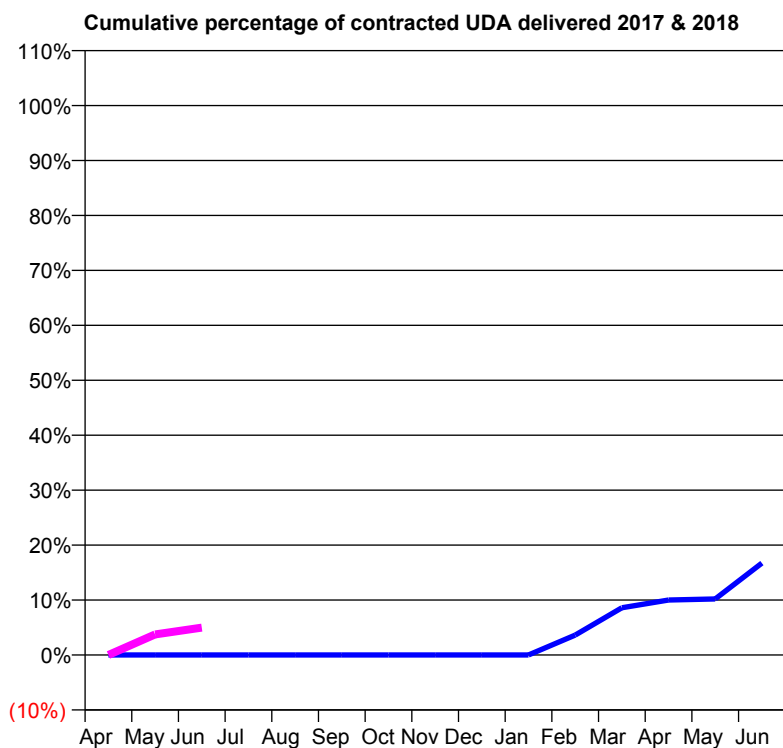
17/18 Contracted general activity (UDA)	2,070
Carry forward general activity (UDA)	0
17/18 Contracted orthodontic activity (UOA)	0
Carry forward orthodontic activity (UOA)	0
Baseline contract value	£0.00

ACCESS*

Patients seen in 24 months	Total	Change since previous quarter
Quarter ending June 2016	0	
Quarter ending September 2016	0	
Quarter ending December 2016	0	
Quarter ending March 2017	63	
Quarter ending June 2017	174	↑
Variance since June 2016	N/A	



ACTIVITY



Month	Adjusted Scheduled Activity (UDA)	
	2017	2018
April	0	0
May	0	78
June	0	103
July	0	
August	0	
September	0	
October	0	
November	0	
December	0	
January	0	
February	75	
March	178	
April	207	
May	211	
June	347	

QUALITY

	Quantity	Base Number	Contract	AT	Region	England
% of FP17s for the same patient ID Re-attending within 3 months - Children	0	0	N/A	12.1%	13.0%	12.0%
% of FP17s for the same patient ID Re-attending within 3 months - Adults	2	127	1.6%	16.9%	16.6%	16.0%
% of FP17s for the same patient ID Re-attending between 3 & 9 months - Children	0	0	N/A	57.7%	59.5%	58.0%
% of FP17s for the same patient ID Re-attending between 3 & 9 months - Adults	2	127	1.6%	51.0%	53.1%	50.9%
% of FP17s for Band 1 Urgent Courses	12	36	33.3%	10.6%	9.3%	9.1%
% of FP17s Relating to Free Repair or Replacements	0	36	0.0%	0.9%	1.0%	0.8%
% of FP17s Relating to Continuations	0	36	0.0%	1.1%	1.3%	1.1%
% of Patients satisfied with the dentistry they have received	0	0	N/A	91.0%	91.9%	91.7%
% of Patients satisfied with the time they had to wait for an appointment	0	0	N/A	87.5%	88.7%	88.0%

* This is based on patients treated on this contract for their most recent course of treatment. Figures in italics indicate the base number of FP17s or Patient Questionnaire responses are less than 100. N/A is shown where the base number of responses is less than 10 during the period. % is calculated as Quantity/Base number*100

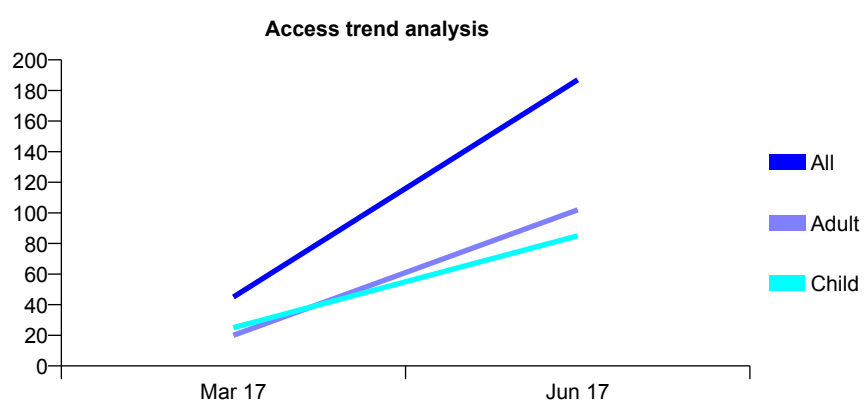
Q46 - Vital Signs At a Glance Contract Report for 100069/0000 - June 2017

Name or company name	ALWHCT
Contract type name	PDS Contract
Purpose of contract	General
Contract start date	01/04/2016
Contract end date	31/03/2018

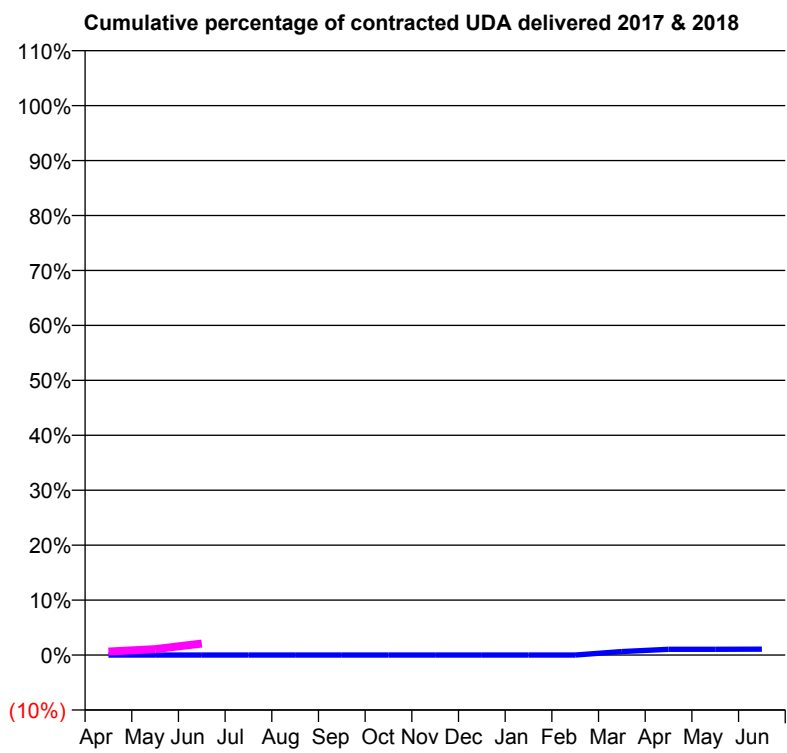
17/18 Contracted general activity (UDA)	7,000
Carry forward general activity (UDA)	0
17/18 Contracted orthodontic activity (UOA)	0
Carry forward orthodontic activity (UOA)	0
Baseline contract value	£0.00

ACCESS*

Patients seen in 24 months	Total	Change since previous quarter
Quarter ending June 2016	0	
Quarter ending September 2016	0	
Quarter ending December 2016	0	
Quarter ending March 2017	45	
Quarter ending June 2017	187	↑
Variance since June 2016	N/A	



ACTIVITY



Month	Adjusted Scheduled Activity (UDA)	
	2017	2018
April	0	44
May	0	76
June	0	146
July	0	
August	0	
September	0	
October	0	
November	0	
December	0	
January	0	
February	0	
March	45	
April	73	
May	73	
June	76	

QUALITY

	Quantity	Base Number	Contract	AT	Region	England
% of FP17s for the same patient ID Re-attending within 3 months - Children	2	58	3.4%	12.1%	13.0%	12.0%
% of FP17s for the same patient ID Re-attending within 3 months - Adults	1	73	1.4%	16.9%	16.6%	16.0%
% of FP17s for the same patient ID Re-attending between 3 & 9 months - Children	1	58	1.7%	57.7%	59.5%	58.0%
% of FP17s for the same patient ID Re-attending between 3 & 9 months - Adults	0	73	0.0%	51.0%	53.1%	50.9%
% of FP17s for Band 1 Urgent Courses	2	101	2.0%	10.6%	9.3%	9.1%
% of FP17s Relating to Free Repair or Replacements	0	101	0.0%	0.9%	1.0%	0.8%
% of FP17s Relating to Continuations	0	101	0.0%	1.1%	1.3%	1.1%
% of Patients satisfied with the dentistry they have received	0	0	N/A	91.0%	91.9%	91.7%
% of Patients satisfied with the time they had to wait for an appointment	0	0	N/A	87.5%	88.7%	88.0%

* This is based on patients treated on this contract for their most recent course of treatment. Figures in italics indicate the base number of FP17s or Patient Questionnaire responses are less than 100. N/A is shown where the base number of responses is less than 10 during the period. % is calculated as Quantity/Base number*100

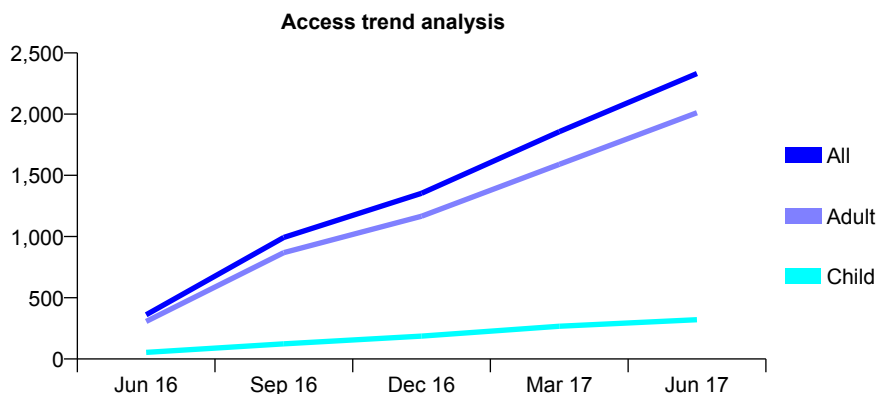
Q46 - Vital Signs At a Glance Contract Report for 100134/0000 - June 2017

Name or company name	REVIVE DENTAL CARE LIMITED
Contract type name	GDS Contract
Purpose of contract	General
Contract start date	01/04/2016
Contract end date	

17/18 Contracted general activity (UDA)	4,591
Carry forward general activity (UDA)	0
17/18 Contracted orthodontic activity (UOA)	0
Carry forward orthodontic activity (UOA)	0
Baseline contract value	£251,750.00

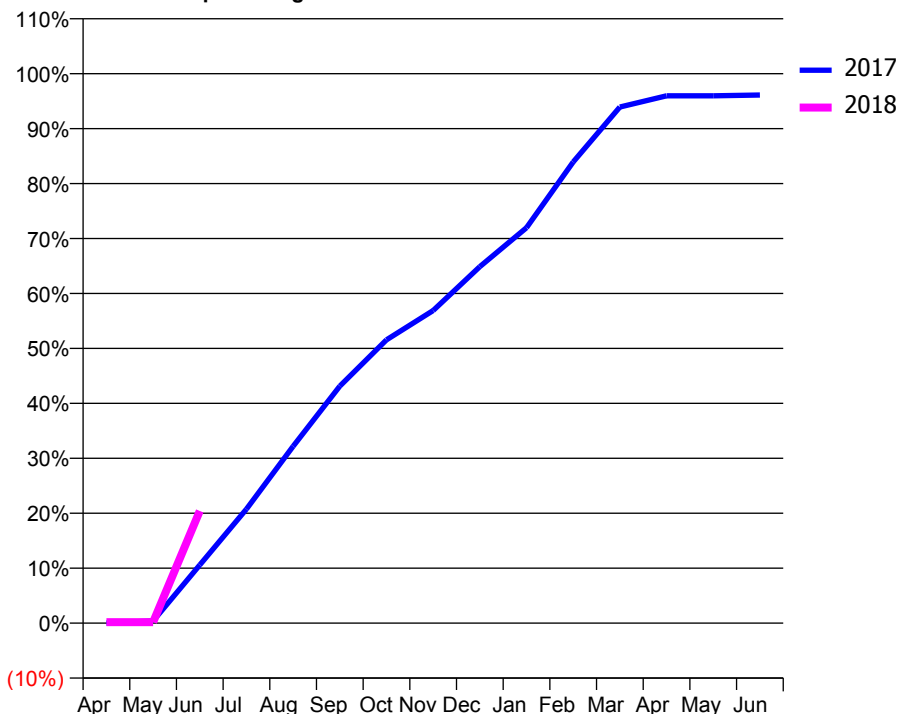
ACCESS*

Patients seen in 24 months	Total	Change since previous quarter
Quarter ending June 2016	361	
Quarter ending September 2016	993	↑
Quarter ending December 2016	1,353	↑
Quarter ending March 2017	1,857	↑
Quarter ending June 2017	2,332	↑
Variance since June 2016	546.0%	↑



ACTIVITY

Cumulative percentage of contracted UDA delivered 2017 & 2018



Adjusted Scheduled Activity (UDA)

Month	2017	2018
April	0	8
May	18	8
June	487	938
July	953	
August	1,478	
September	1,980	
October	2,367	
November	2,612	
December	2,979	
January	3,304	
February	3,853	
March	4,312	
April	4,405	
May	4,405	
June	4,413	

QUALITY

	Quantity	Base Number	Contract	AT	Region	England
% of FP17s for the same patient ID Re-attending within 3 months - Children	1	145	0.7%	12.1%	13.0%	12.0%
% of FP17s for the same patient ID Re-attending within 3 months - Adults	20	719	2.8%	16.9%	16.6%	16.0%
% of FP17s for the same patient ID Re-attending between 3 & 9 months - Children	5	145	3.4%	57.7%	59.5%	58.0%
% of FP17s for the same patient ID Re-attending between 3 & 9 months - Adults	10	719	1.4%	51.0%	53.1%	50.9%
% of FP17s for Band 1 Urgent Courses	779	780	99.9%	10.6%	9.3%	9.1%
% of FP17s Relating to Free Repair or Replacements	0	780	0.0%	0.9%	1.0%	0.8%
% of FP17s Relating to Continuations	0	780	0.0%	1.1%	1.3%	1.1%
% of Patients satisfied with the dentistry they have received	1	1	N/A	91.0%	91.9%	91.7%
% of Patients satisfied with the time they had to wait for an appointment	1	1	N/A	87.5%	88.7%	88.0%

* This is based on patients treated on this contract for their most recent course of treatment. Figures in italics indicate the base number of FP17s or Patient Questionnaire responses are less than 100. N/A is shown where the base number of responses is less than 10 during the period. % is calculated as Quantity/Base number*100

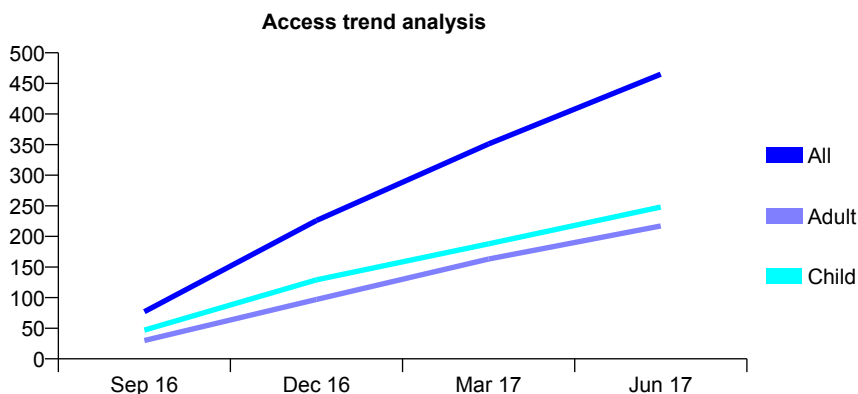
Q46 - Vital Signs At a Glance Contract Report for 100137/0000 - June 2017

Name or company name	ALWHCT
Contract type name	PDS Contract
Purpose of contract	General
Contract start date	01/04/2016
Contract end date	31/03/2018

17/18 Contracted general activity (UDA)	3,967
Carry forward general activity (UDA)	0
17/18 Contracted orthodontic activity (UOA)	0
Carry forward orthodontic activity (UOA)	0
Baseline contract value	£3.03

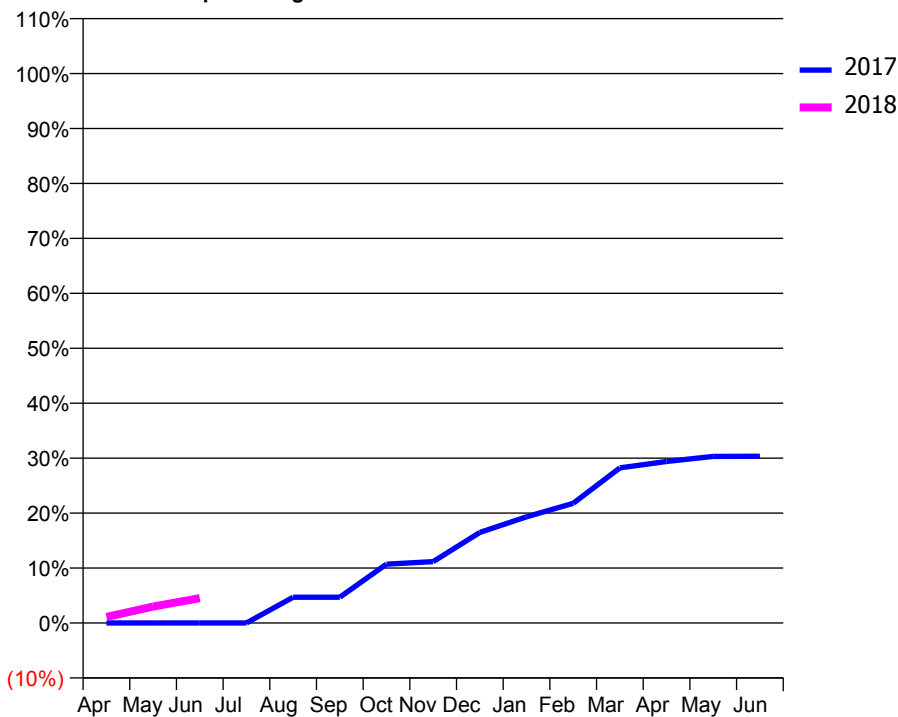
ACCESS*

Patients seen in 24 months	Total	Change since previous quarter
Quarter ending June 2016	0	
Quarter ending September 2016	77	↑
Quarter ending December 2016	226	↑
Quarter ending March 2017	351	↑
Quarter ending June 2017	465	↑
Variance since June 2016	N/A	



ACTIVITY

Cumulative percentage of contracted UDA delivered 2017 & 2018



Adjusted Scheduled Activity (UDA)

Month	2017	2018
April	0	44
May	0	119
June	0	180
July	0	
August	186	
September	186	
October	425	
November	443	
December	655	
January	766	
February	864	
March	1,120	
April	1,166	
May	1,203	
June	1,204	

QUALITY

	Quantity	Base Number	Contract	AT	Region	England
% of FP17s for the same patient ID Re-attending within 3 months - Children	3	68	4.4%	12.1%	13.0%	12.0%
% of FP17s for the same patient ID Re-attending within 3 months - Adults	3	50	6.0%	16.9%	16.6%	16.0%
% of FP17s for the same patient ID Re-attending between 3 & 9 months - Children	10	68	14.7%	57.7%	59.5%	58.0%
% of FP17s for the same patient ID Re-attending between 3 & 9 months - Adults	9	50	18.0%	51.0%	53.1%	50.9%
% of FP17s for Band 1 Urgent Courses	4	84	4.8%	10.6%	9.3%	9.1%
% of FP17s Relating to Free Repair or Replacements	0	84	0.0%	0.9%	1.0%	0.8%
% of FP17s Relating to Continuations	0	84	0.0%	1.1%	1.3%	1.1%
% of Patients satisfied with the dentistry they have received	0	0	N/A	91.0%	91.9%	91.7%
% of Patients satisfied with the time they had to wait for an appointment	0	0	N/A	87.5%	88.7%	88.0%

* This is based on patients treated on this contract for their most recent course of treatment. Figures in italics indicate the base number of FP17s or Patient Questionnaire responses are less than 100. N/A is shown where the base number of responses is less than 10 during the period. % is calculated as Quantity/Base number*100

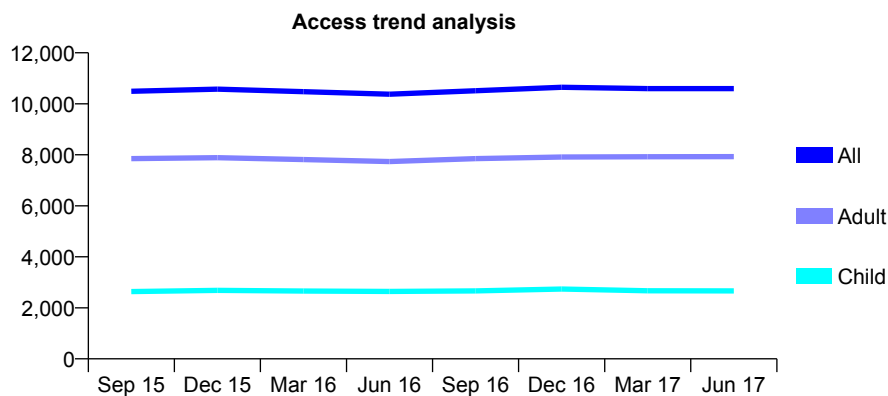
Q46 - Vital Signs At a Glance Contract Report for 101281/0068 - June 2017

Name or company name	OASIS DENTAL CARE LTD
Contract type name	GDS Contract
Purpose of contract	General
Contract start date	01/04/2006
Contract end date	

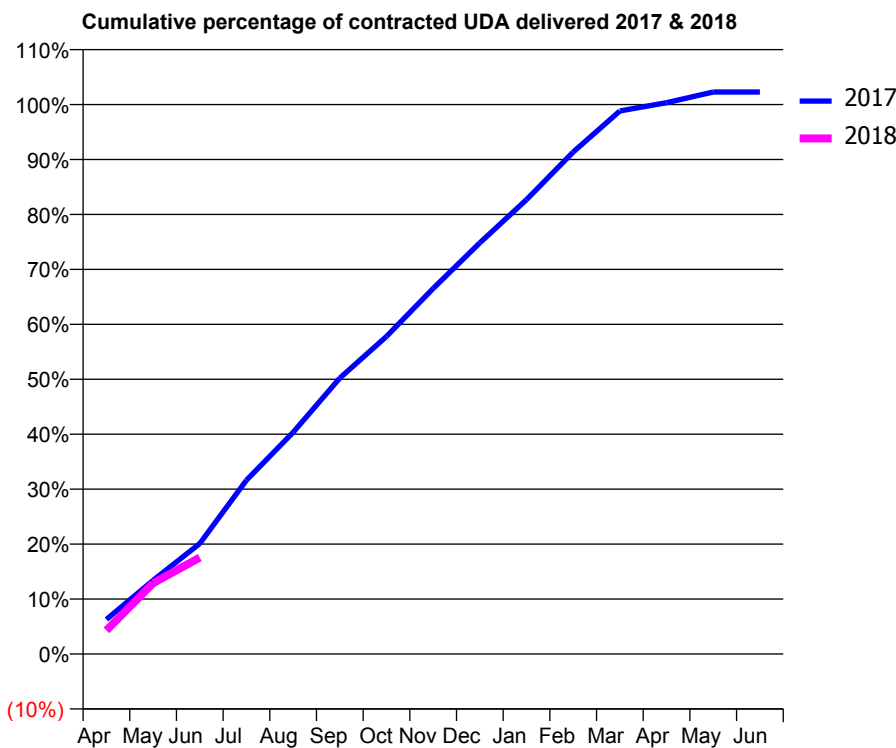
17/18 Contracted general activity (UDA)	34,022
Carry forward general activity (UDA)	0
17/18 Contracted orthodontic activity (UOA)	0
Carry forward orthodontic activity (UOA)	0
Baseline contract value	£841,281.51

ACCESS*

Patients seen in 24 months	Total	Change since previous quarter
Quarter ending June 2016	10,379	
Quarter ending September 2016	10,515	→
Quarter ending December 2016	10,647	→
Quarter ending March 2017	10,595	→
Quarter ending June 2017	10,597	→
Variance since June 2016	2.1%	↑



ACTIVITY



Month	Adjusted Scheduled Activity (UDA)	
	2017	2018
April	2,141	1,468
May	4,559	4,391
June	6,838	5,971
July	10,762	
August	13,727	
September	17,090	
October	19,660	
November	22,637	
December	25,460	
January	28,133	
February	31,077	
March	33,621	
April	34,132	
May	34,797	
June	34,799	

QUALITY

	Quantity	Base Number	Contract	AT	Region	England
% of FP17s for the same patient ID Re-attending within 3 months - Children	151	1,057	14.3%	12.1%	13.0%	12.0%
% of FP17s for the same patient ID Re-attending within 3 months - Adults	394	2,437	16.2%	16.9%	16.6%	16.0%
% of FP17s for the same patient ID Re-attending between 3 & 9 months - Children	725	1,057	68.6%	57.7%	59.5%	58.0%
% of FP17s for the same patient ID Re-attending between 3 & 9 months - Adults	1,406	2,437	57.7%	51.0%	53.1%	50.9%
% of FP17s for Band 1 Urgent Courses	202	2,863	7.1%	10.6%	9.3%	9.1%
% of FP17s Relating to Free Repair or Replacements	31	2,863	1.1%	0.9%	1.0%	0.8%
% of FP17s Relating to Continuations	70	2,863	2.4%	1.1%	1.3%	1.1%
% of Patients satisfied with the dentistry they have received	23	23	100.0%	91.0%	91.9%	91.7%
% of Patients satisfied with the time they had to wait for an appointment	20	23	87.0%	87.5%	88.7%	88.0%

* This is based on patients treated on this contract for their most recent course of treatment. Figures in italics indicate the base number of FP17s or Patient Questionnaire responses are less than 100. N/A is shown where the base number of responses is less than 10 during the period. % is calculated as Quantity/Base number*100

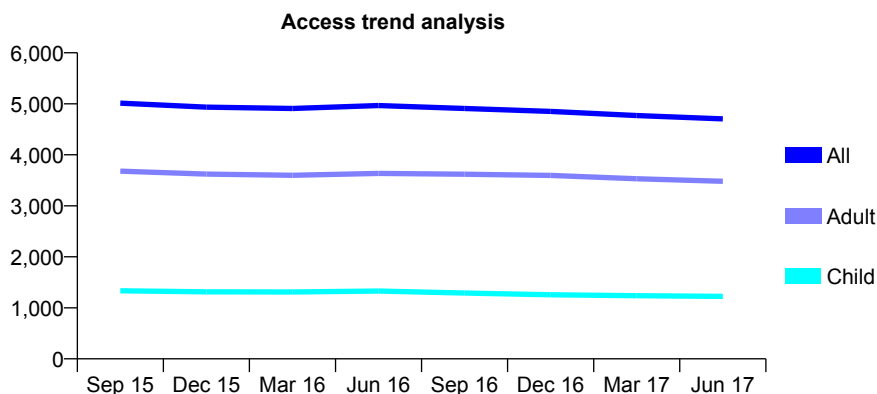
Q46 - Vital Signs At a Glance Contract Report for 101281/0084 - June 2017

Name or company name	OASIS DENTAL CARE LTD
Contract type name	GDS Contract
Purpose of contract	General
Contract start date	01/04/2006
Contract end date	

17/18 Contracted general activity (UDA)	18,625
Carry forward general activity (UDA)	0
17/18 Contracted orthodontic activity (UOA)	0
Carry forward orthodontic activity (UOA)	0
Baseline contract value	£505,028.17

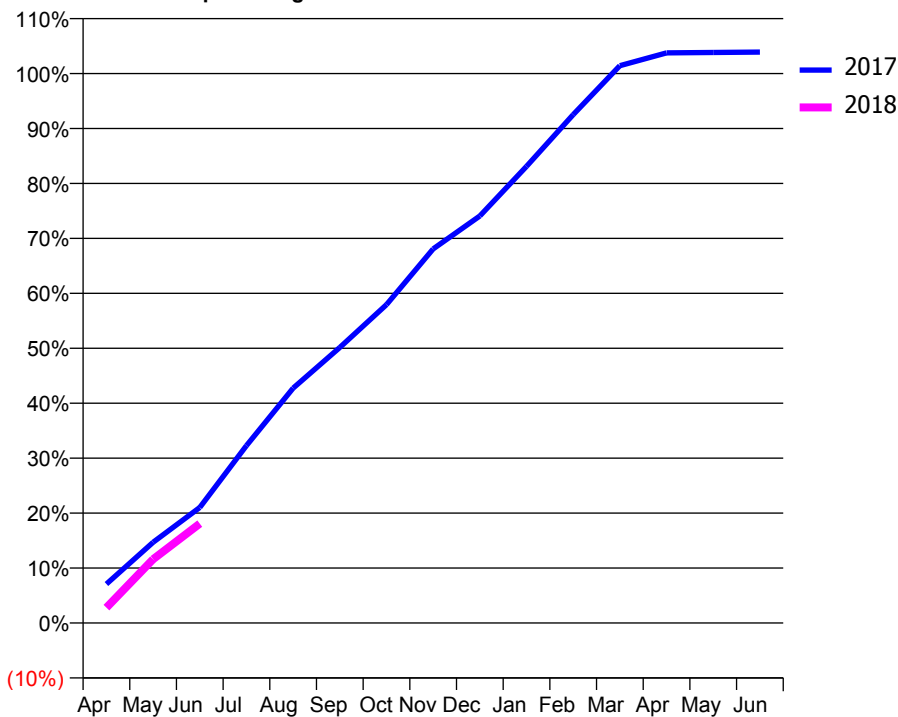
ACCESS*

Patients seen in 24 months	Total	Change since previous quarter
Quarter ending June 2016	4,965	
Quarter ending September 2016	4,909	↓
Quarter ending December 2016	4,852	↓
Quarter ending March 2017	4,771	↓
Quarter ending June 2017	4,704	↓
Variance since June 2016	(5.3%)	↓



ACTIVITY

Cumulative percentage of contracted UDA delivered 2017 & 2018



Adjusted Scheduled Activity (UDA)

Month	2017	2018
April	1,320	523
May	2,735	2,162
June	3,918	3,371
July	6,013	
August	7,961	
September	9,340	
October	10,789	
November	12,681	
December	13,796	
January	15,478	
February	17,231	
March	18,892	
April	19,324	
May	19,338	
June	19,353	

QUALITY

	Quantity	Base Number	Contract	AT	Region	England
% of FP17s for the same patient ID Re-attending within 3 months - Children	46	497	9.3%	12.1%	13.0%	12.0%
% of FP17s for the same patient ID Re-attending within 3 months - Adults	154	1,094	14.1%	16.9%	16.6%	16.0%
% of FP17s for the same patient ID Re-attending between 3 & 9 months - Children	346	497	69.6%	57.7%	59.5%	58.0%
% of FP17s for the same patient ID Re-attending between 3 & 9 months - Adults	626	1,094	57.2%	51.0%	53.1%	50.9%
% of FP17s for Band 1 Urgent Courses	70	1,445	4.8%	10.6%	9.3%	9.1%
% of FP17s Relating to Free Repair or Replacements	13	1,445	0.9%	0.9%	1.0%	0.8%
% of FP17s Relating to Continuations	37	1,445	2.6%	1.1%	1.3%	1.1%
% of Patients satisfied with the dentistry they have received	7	7	N/A	91.0%	91.9%	91.7%
% of Patients satisfied with the time they had to wait for an appointment	4	7	N/A	87.5%	88.7%	88.0%

* This is based on patients treated on this contract for their most recent course of treatment. Figures in italics indicate the base number of FP17s or Patient Questionnaire responses are less than 100. N/A is shown where the base number of responses is less than 10 during the period. % is calculated as Quantity/Base number*100

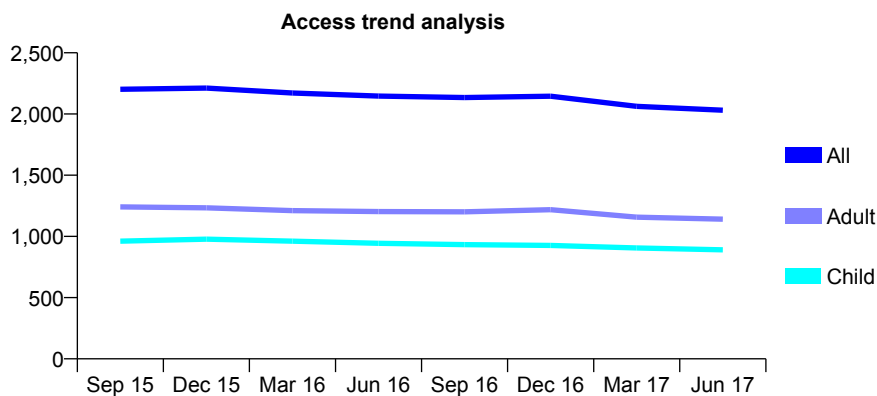
Q46 - Vital Signs At a Glance Contract Report for 101281/0087 - June 2017

Name or company name	OASIS DENTAL CARE LTD
Contract type name	GDS Contract
Purpose of contract	General
Contract start date	01/04/2006
Contract end date	

17/18 Contracted general activity (UDA)	5,197
Carry forward general activity (UDA)	0
17/18 Contracted orthodontic activity (UOA)	0
Carry forward orthodontic activity (UOA)	0
Baseline contract value	£112,818.68

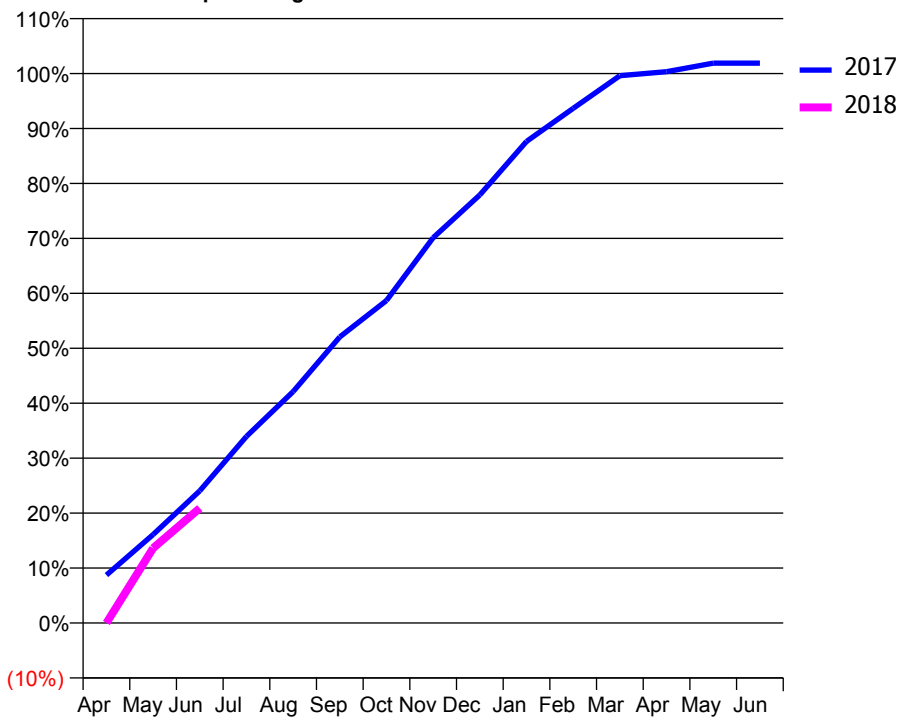
ACCESS*

Patients seen in 24 months	Total	Change since previous quarter
Quarter ending June 2016	2,147	
Quarter ending September 2016	2,134	→
Quarter ending December 2016	2,145	→
Quarter ending March 2017	2,063	↓
Quarter ending June 2017	2,031	↓
Variance since June 2016	(5.4%)	↓



ACTIVITY

Cumulative percentage of contracted UDA delivered 2017 & 2018



Adjusted Scheduled Activity (UDA)

Month	2017	2018
April	453	0
May	837	708
June	1,250	1,087
July	1,764	
August	2,189	
September	2,706	
October	3,050	
November	3,644	
December	4,049	
January	4,555	
February	4,867	
March	5,177	
April	5,214	
May	5,295	
June	5,295	

QUALITY

	Quantity	Base Number	Contract	AT	Region	England
% of FP17s for the same patient ID Re-attending within 3 months - Children	26	399	6.5%	12.1%	13.0%	12.0%
% of FP17s for the same patient ID Re-attending within 3 months - Adults	76	368	20.7%	16.9%	16.6%	16.0%
% of FP17s for the same patient ID Re-attending between 3 & 9 months - Children	248	399	62.2%	57.7%	59.5%	58.0%
% of FP17s for the same patient ID Re-attending between 3 & 9 months - Adults	219	368	59.5%	51.0%	53.1%	50.9%
% of FP17s for Band 1 Urgent Courses	10	701	1.4%	10.6%	9.3%	9.1%
% of FP17s Relating to Free Repair or Replacements	4	701	0.6%	0.9%	1.0%	0.8%
% of FP17s Relating to Continuations	39	701	5.6%	1.1%	1.3%	1.1%
% of Patients satisfied with the dentistry they have received	3	3	N/A	91.0%	91.9%	91.7%
% of Patients satisfied with the time they had to wait for an appointment	3	3	N/A	87.5%	88.7%	88.0%

* This is based on patients treated on this contract for their most recent course of treatment. Figures in italics indicate the base number of FP17s or Patient Questionnaire responses are less than 100. N/A is shown where the base number of responses is less than 10 during the period. % is calculated as Quantity/Base number*100

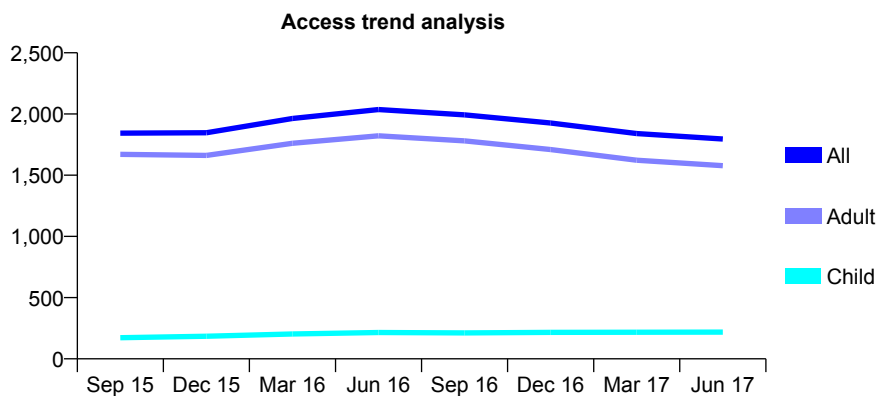
Q46 - Vital Signs At a Glance Contract Report for 101281/0113 - June 2017

Name or company name	OASIS DENTAL CARE LTD
Contract type name	GDS Contract
Purpose of contract	General
Contract start date	01/04/2006
Contract end date	

17/18 Contracted general activity (UDA)	5,042
Carry forward general activity (UDA)	0
17/18 Contracted orthodontic activity (UOA)	0
Carry forward orthodontic activity (UOA)	0
Baseline contract value	£122,039.61

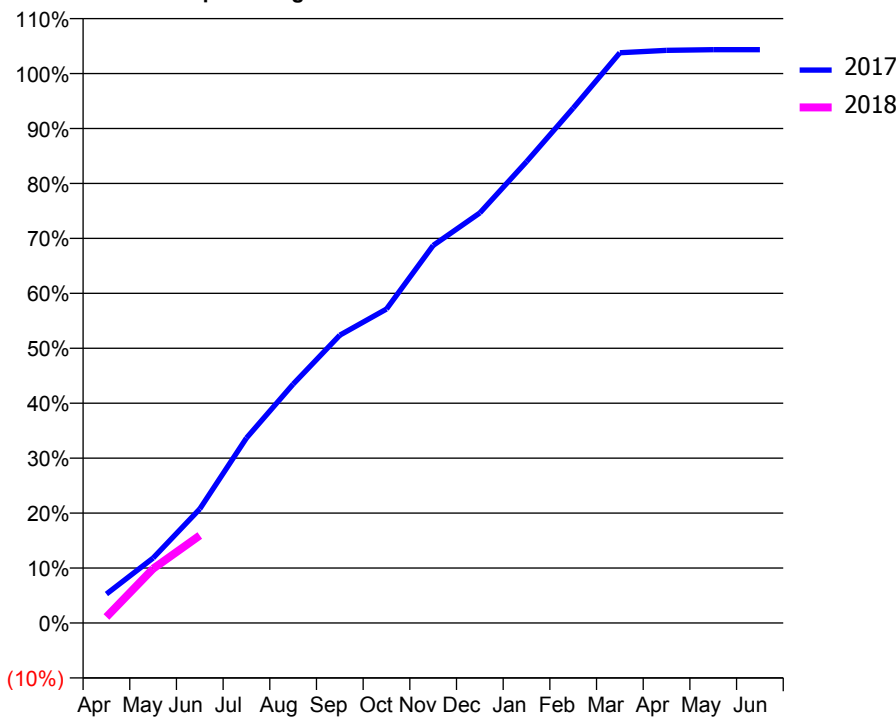
ACCESS*

Patients seen in 24 months	Total	Change since previous quarter
Quarter ending June 2016	2,037	
Quarter ending September 2016	1,993	↓
Quarter ending December 2016	1,926	↓
Quarter ending March 2017	1,840	↓
Quarter ending June 2017	1,796	↓
Variance since June 2016	(11.8%)	↓



ACTIVITY

Cumulative percentage of contracted UDA delivered 2017 & 2018



Adjusted Scheduled Activity (UDA)

Month	2017	2018
April	266	56
May	596	498
June	1,047	804
July	1,697	
August	2,192	
September	2,641	
October	2,881	
November	3,465	
December	3,763	
January	4,232	
February	4,725	
March	5,233	
April	5,255	
May	5,261	
June	5,261	

QUALITY

	Quantity	Base Number	Contract	AT	Region	England
% of FP17s for the same patient ID Re-attending within 3 months - Children	5	60	8.3%	12.1%	13.0%	12.0%
% of FP17s for the same patient ID Re-attending within 3 months - Adults	52	379	13.7%	16.9%	16.6%	16.0%
% of FP17s for the same patient ID Re-attending between 3 & 9 months - Children	39	60	65.0%	57.7%	59.5%	58.0%
% of FP17s for the same patient ID Re-attending between 3 & 9 months - Adults	209	379	55.1%	51.0%	53.1%	50.9%
% of FP17s for Band 1 Urgent Courses	44	418	10.5%	10.6%	9.3%	9.1%
% of FP17s Relating to Free Repair or Replacements	11	418	2.6%	0.9%	1.0%	0.8%
% of FP17s Relating to Continuations	0	418	0.0%	1.1%	1.3%	1.1%
% of Patients satisfied with the dentistry they have received	1	1	N/A	91.0%	91.9%	91.7%
% of Patients satisfied with the time they had to wait for an appointment	1	1	N/A	87.5%	88.7%	88.0%

* This is based on patients treated on this contract for their most recent course of treatment. Figures in italics indicate the base number of FP17s or Patient Questionnaire responses are less than 100. N/A is shown where the base number of responses is less than 10 during the period. % is calculated as Quantity/Base number*100

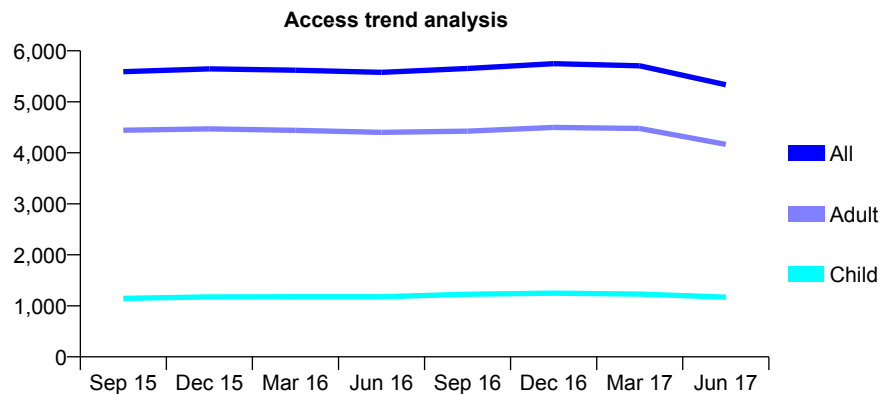
Q46 - Vital Signs At a Glance Contract Report for 101281/0141 - June 2017

Name or company name	OASIS DENTAL CARE LTD
Contract type name	GDS Contract
Purpose of contract	General
Contract start date	01/04/2006
Contract end date	

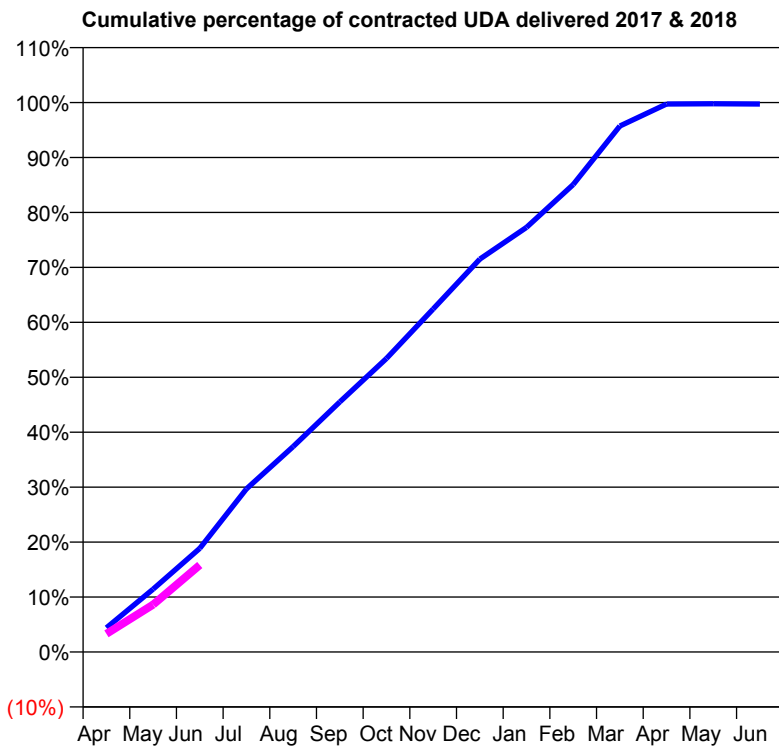
17/18 Contracted general activity (UDA)	20,662
Carry forward general activity (UDA)	0
17/18 Contracted orthodontic activity (UOA)	0
Carry forward orthodontic activity (UOA)	0
Baseline contract value	£532,443.77

ACCESS*

Patients seen in 24 months	Total	Change since previous quarter
Quarter ending June 2016	5,578	
Quarter ending September 2016	5,654	→
Quarter ending December 2016	5,748	→
Quarter ending March 2017	5,707	→
Quarter ending June 2017	5,335	↓
Variance since June 2016	(4.4%)	↓



ACTIVITY



Month	Adjusted Scheduled Activity (UDA)	
	2017	2018
April	912	686
May	2,364	1,781
June	3,899	3,273
July	6,136	
August	7,723	
September	9,404	
October	11,037	
November	12,896	
December	14,772	
January	15,965	
February	17,574	
March	19,779	
April	20,603	
May	20,614	
June	20,606	

QUALITY

	Quantity	Base Number	Contract	AT	Region	England
% of FP17s for the same patient ID Re-attending within 3 months - Children	44	462	9.5%	12.1%	13.0%	12.0%
% of FP17s for the same patient ID Re-attending within 3 months - Adults	179	1,349	13.3%	16.9%	16.6%	16.0%
% of FP17s for the same patient ID Re-attending between 3 & 9 months - Children	250	462	54.1%	57.7%	59.5%	58.0%
% of FP17s for the same patient ID Re-attending between 3 & 9 months - Adults	663	1,349	49.1%	51.0%	53.1%	50.9%
% of FP17s for Band 1 Urgent Courses	181	1,498	12.1%	10.6%	9.3%	9.1%
% of FP17s Relating to Free Repair or Replacements	17	1,498	1.1%	0.9%	1.0%	0.8%
% of FP17s Relating to Continuations	6	1,498	0.4%	1.1%	1.3%	1.1%
% of Patients satisfied with the dentistry they have received	11	14	78.6%	91.0%	91.9%	91.7%
% of Patients satisfied with the time they had to wait for an appointment	9	14	64.3%	87.5%	88.7%	88.0%

* This is based on patients treated on this contract for their most recent course of treatment. Figures in italics indicate the base number of FP17s or Patient Questionnaire responses are less than 100. N/A is shown where the base number of responses is less than 10 during the period. % is calculated as Quantity/Base number*100

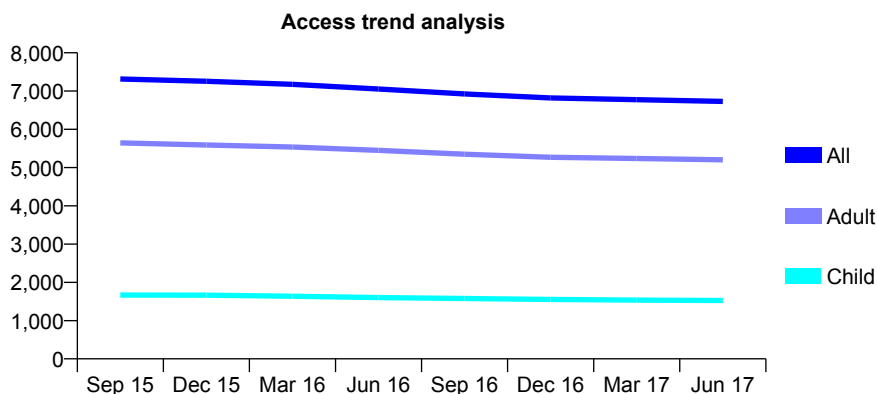
Q46 - Vital Signs At a Glance Contract Report for 101281/0158 - June 2017

Name or company name	OASIS DENTAL CARE LTD
Contract type name	GDS Contract
Purpose of contract	General
Contract start date	23/05/2006
Contract end date	

17/18 Contracted general activity (UDA)	23,000
Carry forward general activity (UDA)	0
17/18 Contracted orthodontic activity (UOA)	0
Carry forward orthodontic activity (UOA)	0
Baseline contract value	£562,286.84

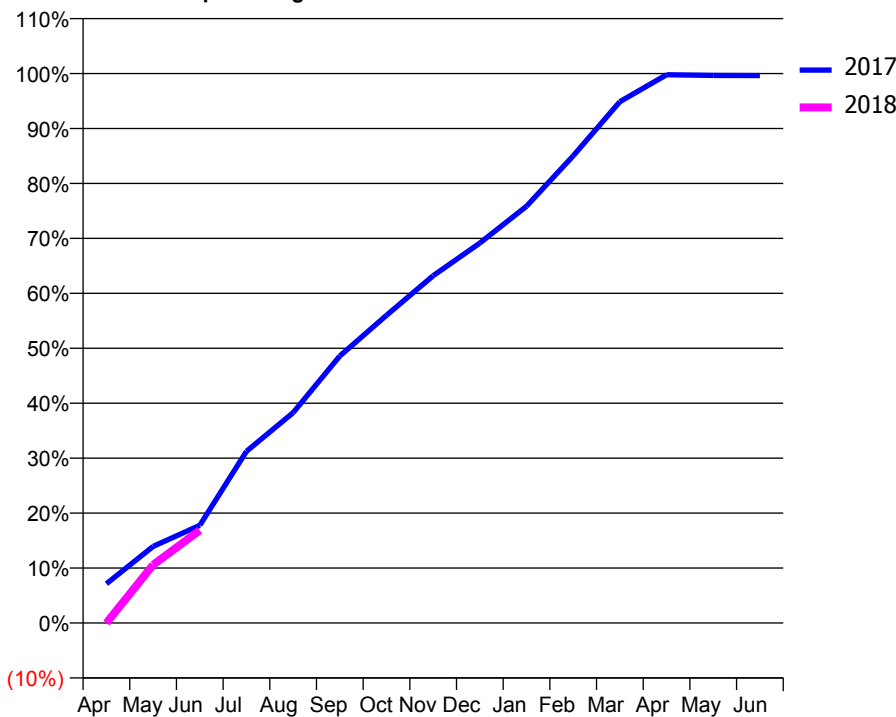
ACCESS*

Patients seen in 24 months	Total	Change since previous quarter
Quarter ending June 2016	7,052	
Quarter ending September 2016	6,926	↓
Quarter ending December 2016	6,821	↓
Quarter ending March 2017	6,773	→
Quarter ending June 2017	6,729	→
Variance since June 2016	(4.6%)	↓



ACTIVITY

Cumulative percentage of contracted UDA delivered 2017 & 2018



Month	Adjusted Scheduled Activity (UDA)	
	2017	2018
April	1,643	0
May	3,206	2,436
June	4,088	3,879
July	7,185	
August	8,803	
September	11,174	
October	12,877	
November	14,536	
December	15,904	
January	17,444	
February	19,554	
March	21,821	
April	22,946	
May	22,919	
June	22,915	

QUALITY

	Quantity	Base Number	Contract	AT	Region	England
% of FP17s for the same patient ID Re-attending within 3 months - Children	99	675	14.7%	12.1%	13.0%	12.0%
% of FP17s for the same patient ID Re-attending within 3 months - Adults	357	1,975	18.1%	16.9%	16.6%	16.0%
% of FP17s for the same patient ID Re-attending between 3 & 9 months - Children	453	675	67.1%	57.7%	59.5%	58.0%
% of FP17s for the same patient ID Re-attending between 3 & 9 months - Adults	1,277	1,975	64.7%	51.0%	53.1%	50.9%
% of FP17s for Band 1 Urgent Courses	172	2,156	8.0%	10.6%	9.3%	9.1%
% of FP17s Relating to Free Repair or Replacements	24	2,156	1.1%	0.9%	1.0%	0.8%
% of FP17s Relating to Continuations	20	2,156	0.9%	1.1%	1.3%	1.1%
% of Patients satisfied with the dentistry they have received	9	10	90.0%	91.0%	91.9%	91.7%
% of Patients satisfied with the time they had to wait for an appointment	10	10	100.0%	87.5%	88.7%	88.0%

* This is based on patients treated on this contract for their most recent course of treatment. Figures in italics indicate the base number of FP17s or Patient Questionnaire responses are less than 100. N/A is shown where the base number of responses is less than 10 during the period. % is calculated as Quantity/Base number*100

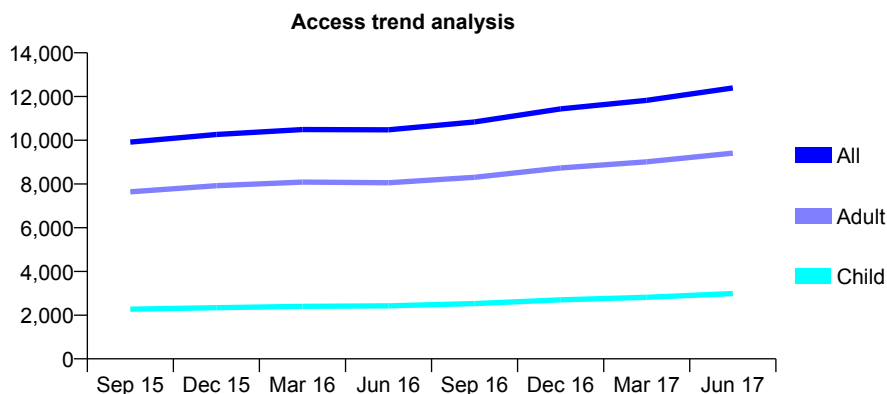
Q46 - Vital Signs At a Glance Contract Report for 101281/0175 - June 2017

Name or company name	OASIS DENTAL CARE LTD
Contract type name	Pilot Contract
Purpose of contract	General
Contract start date	16/11/2007
Contract end date	

17/18 Contracted general activity (UDA)	40,744
Carry forward general activity (UDA)	0
17/18 Contracted orthodontic activity (UOA)	0
Carry forward orthodontic activity (UOA)	0
Baseline contract value	£1,006,978.61

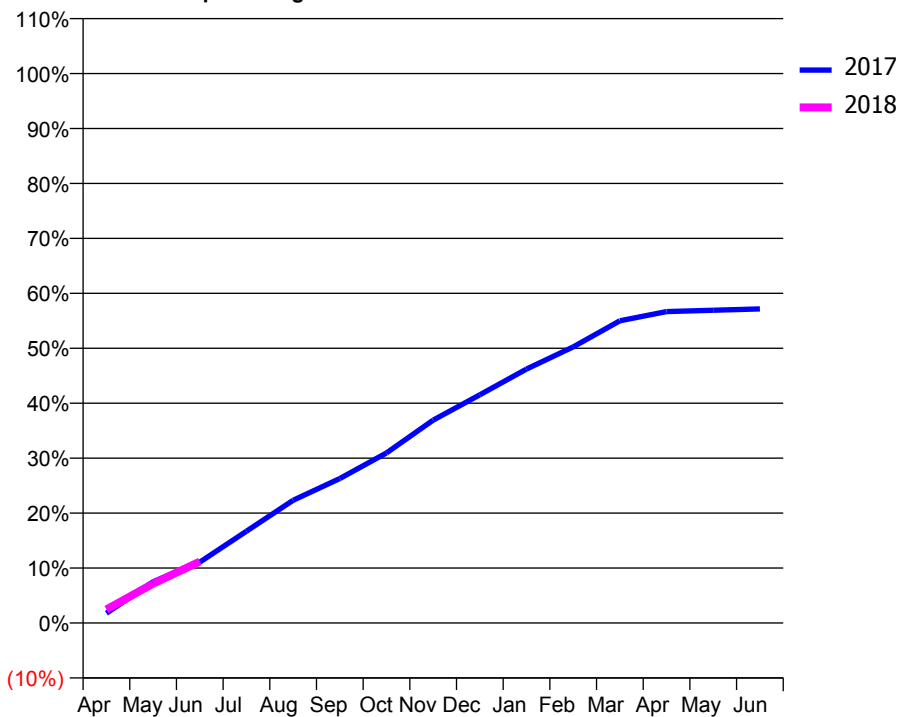
ACCESS*

Patients seen in 24 months	Total	Change since previous quarter
Quarter ending June 2016	10,477	
Quarter ending September 2016	10,835	↑
Quarter ending December 2016	11,432	↑
Quarter ending March 2017	11,827	↑
Quarter ending June 2017	12,394	↑
Variance since June 2016	18.3%	↑



ACTIVITY

Cumulative percentage of contracted UDA delivered 2017 & 2018



Month	Adjusted Scheduled Activity (UDA)	
	2017	2018
April	724	1,006
May	3,061	2,920
June	4,510	4,551
July	6,804	
August	9,100	
September	10,716	
October	12,615	
November	15,040	
December	16,924	
January	18,833	
February	20,469	
March	22,410	
April	23,096	
May	23,187	
June	23,286	

QUALITY

	Quantity	Base Number	Contract	AT	Region	England
% of FP17s for the same patient ID Re-attending within 3 months - Children	28	707	4.0%	12.1%	13.0%	12.0%
% of FP17s for the same patient ID Re-attending within 3 months - Adults	122	1,933	6.3%	16.9%	16.6%	16.0%
% of FP17s for the same patient ID Re-attending between 3 & 9 months - Children	176	707	24.9%	57.7%	59.5%	58.0%
% of FP17s for the same patient ID Re-attending between 3 & 9 months - Adults	508	1,933	26.3%	51.0%	53.1%	50.9%
% of FP17s for Band 1 Urgent Courses	272	2,198	12.4%	10.6%	9.3%	9.1%
% of FP17s Relating to Free Repair or Replacements	2	2,198	0.1%	0.9%	1.0%	0.8%
% of FP17s Relating to Continuations	12	2,198	0.5%	1.1%	1.3%	1.1%
% of Patients satisfied with the dentistry they have received	16	17	94.1%	91.0%	91.9%	91.7%
% of Patients satisfied with the time they had to wait for an appointment	12	17	70.6%	87.5%	88.7%	88.0%

* This is based on patients treated on this contract for their most recent course of treatment. Figures in italics indicate the base number of FP17s or Patient Questionnaire responses are less than 100. N/A is shown where the base number of responses is less than 10 during the period. % is calculated as Quantity/Base number*100

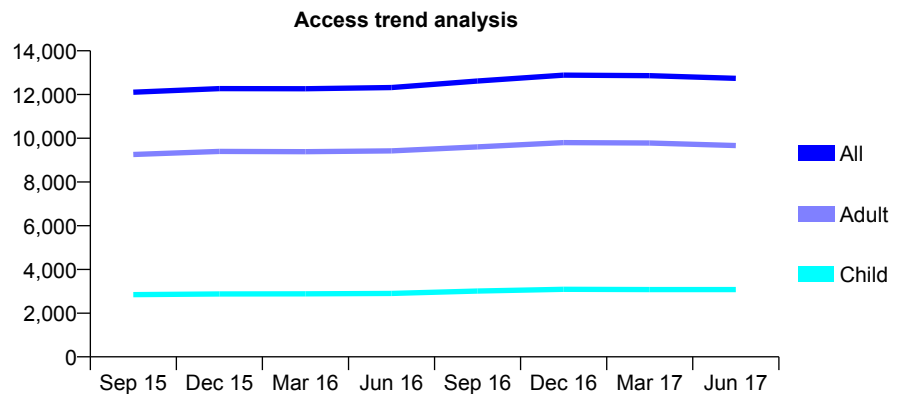
Q46 - Vital Signs At a Glance Contract Report for 101370/0046 - June 2017

Name or company name	Petrie Tucker and Partners Ltd
Contract type name	GDS Contract
Purpose of contract	General
Contract start date	01/04/2006
Contract end date	

17/18 Contracted general activity (UDA)	39,791
Carry forward general activity (UDA)	0
17/18 Contracted orthodontic activity (UOA)	0
Carry forward orthodontic activity (UOA)	0
Baseline contract value	£1,153,097.09

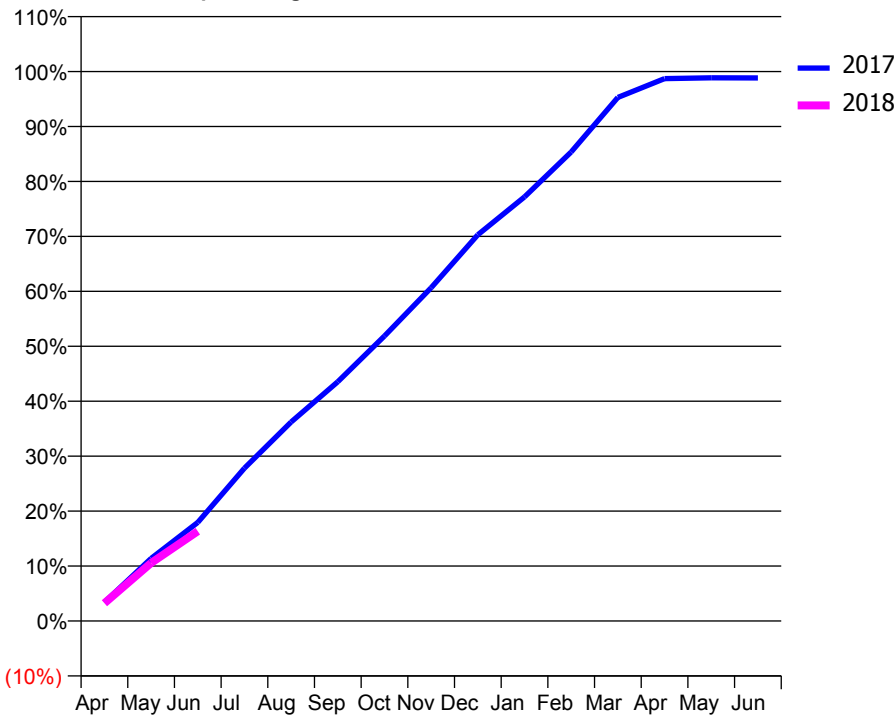
ACCESS*

Patients seen in 24 months	Total	Change since previous quarter
Quarter ending June 2016	12,321	
Quarter ending September 2016	12,616	↑
Quarter ending December 2016	12,887	↑
Quarter ending March 2017	12,862	→
Quarter ending June 2017	12,738	→
Variance since June 2016	3.4%	↑



ACTIVITY

Cumulative percentage of contracted UDA delivered 2017 & 2018



Month	Adjusted Scheduled Activity (UDA)	
	2017	2018
April	1,358	1,293
May	4,529	4,200
June	7,144	6,499
July	11,069	
August	14,414	
September	17,326	
October	20,635	
November	24,139	
December	27,966	
January	30,712	
February	33,970	
March	37,917	
April	39,279	
May	39,329	
June	39,320	

QUALITY

	Quantity	Base Number	Contract	AT	Region	England
% of FP17s for the same patient ID Re-attending within 3 months - Children	75	879	8.5%	12.1%	13.0%	12.0%
% of FP17s for the same patient ID Re-attending within 3 months - Adults	381	2,852	13.4%	16.9%	16.6%	16.0%
% of FP17s for the same patient ID Re-attending between 3 & 9 months - Children	530	879	60.3%	57.7%	59.5%	58.0%
% of FP17s for the same patient ID Re-attending between 3 & 9 months - Adults	1,655	2,852	58.0%	51.0%	53.1%	50.9%
% of FP17s for Band 1 Urgent Courses	305	3,109	9.8%	10.6%	9.3%	9.1%
% of FP17s Relating to Free Repair or Replacements	32	3,109	1.0%	0.9%	1.0%	0.8%
% of FP17s Relating to Continuations	52	3,109	1.7%	1.1%	1.3%	1.1%
% of Patients satisfied with the dentistry they have received	9	10	90.0%	91.0%	91.9%	91.7%
% of Patients satisfied with the time they had to wait for an appointment	9	10	90.0%	87.5%	88.7%	88.0%

* This is based on patients treated on this contract for their most recent course of treatment. Figures in italics indicate the base number of FP17s or Patient Questionnaire responses are less than 100. N/A is shown where the base number of responses is less than 10 during the period. % is calculated as Quantity/Base number*100

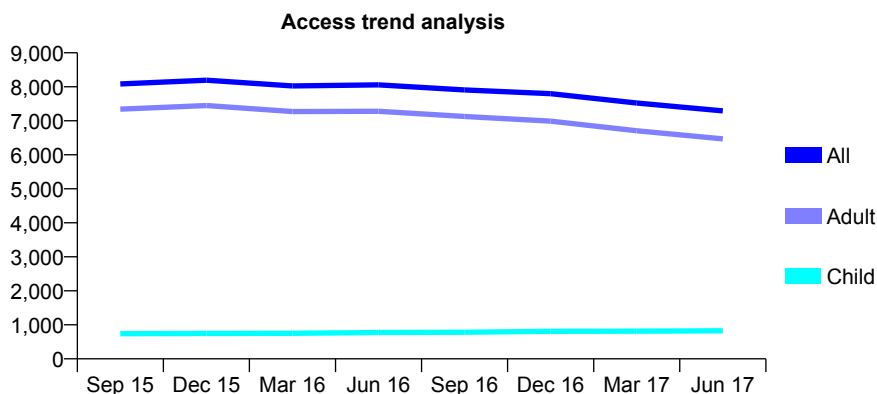
Q46 - Vital Signs At a Glance Contract Report for 101370/0049 - June 2017

Name or company name	Petrie Tucker and Partners Ltd
Contract type name	GDS Contract
Purpose of contract	General
Contract start date	01/04/2006
Contract end date	

17/18 Contracted general activity (UDA)	18,813
Carry forward general activity (UDA)	0
17/18 Contracted orthodontic activity (UOA)	0
Carry forward orthodontic activity (UOA)	0
Baseline contract value	£512,635.13

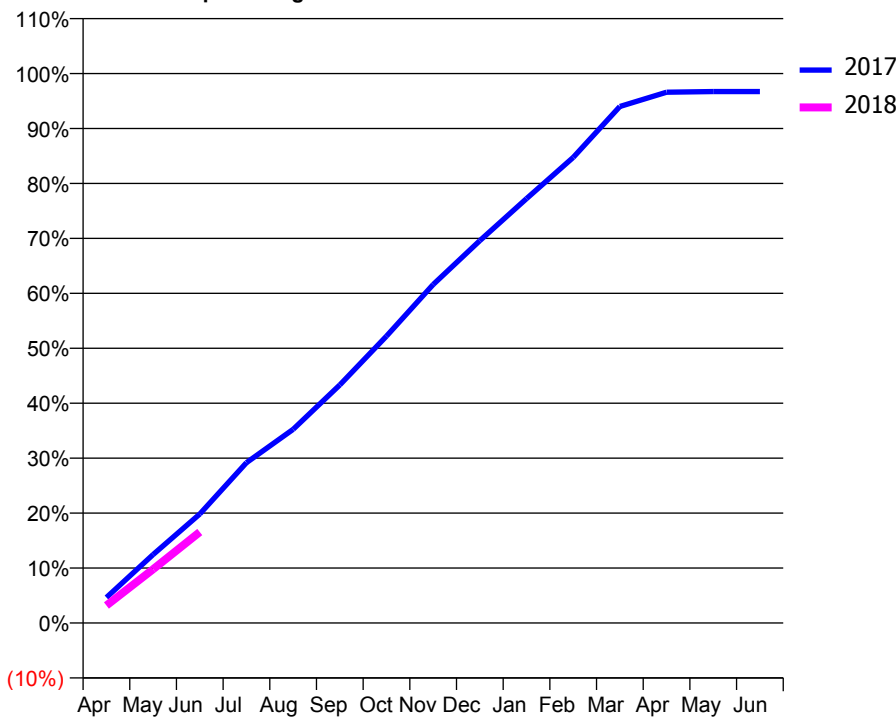
ACCESS*

Patients seen in 24 months	Total	Change since previous quarter
Quarter ending June 2016	8,055	
Quarter ending September 2016	7,907	↓
Quarter ending December 2016	7,798	↓
Quarter ending March 2017	7,522	↓
Quarter ending June 2017	7,294	↓
Variance since June 2016	(9.4%)	↓



ACTIVITY

Cumulative percentage of contracted UDA delivered 2017 & 2018



Month	Adjusted Scheduled Activity (UDA)	
	2017	2018
April	873	600
May	2,343	1,843
June	3,730	3,116
July	5,489	
August	6,633	
September	8,150	
October	9,822	
November	11,590	
December	13,090	
January	14,531	
February	15,941	
March	17,682	
April	18,174	
May	18,196	
June	18,195	

QUALITY

	Quantity	Base Number	Contract	AT	Region	England
% of FP17s for the same patient ID Re-attending within 3 months - Children	13	217	6.0%	12.1%	13.0%	12.0%
% of FP17s for the same patient ID Re-attending within 3 months - Adults	136	1,389	9.8%	16.9%	16.6%	16.0%
% of FP17s for the same patient ID Re-attending between 3 & 9 months - Children	115	217	53.0%	57.7%	59.5%	58.0%
% of FP17s for the same patient ID Re-attending between 3 & 9 months - Adults	595	1,389	42.8%	51.0%	53.1%	50.9%
% of FP17s for Band 1 Urgent Courses	70	1,382	5.1%	10.6%	9.3%	9.1%
% of FP17s Relating to Free Repair or Replacements	5	1,382	0.4%	0.9%	1.0%	0.8%
% of FP17s Relating to Continuations	21	1,382	1.5%	1.1%	1.3%	1.1%
% of Patients satisfied with the dentistry they have received	10	11	90.9%	91.0%	91.9%	91.7%
% of Patients satisfied with the time they had to wait for an appointment	9	11	81.8%	87.5%	88.7%	88.0%

* This is based on patients treated on this contract for their most recent course of treatment. Figures in italics indicate the base number of FP17s or Patient Questionnaire responses are less than 100. N/A is shown where the base number of responses is less than 10 during the period. % is calculated as Quantity/Base number*100

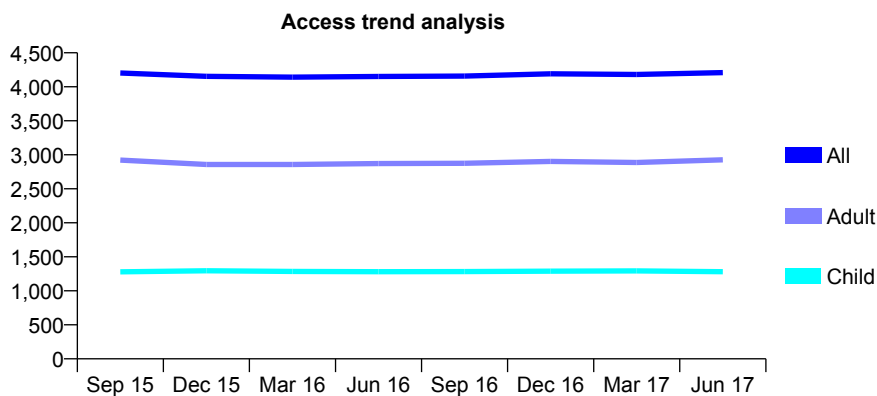
Q46 - Vital Signs At a Glance Contract Report for 101370/0054 - June 2017

Name or company name	Petrie Tucker and Partners Ltd
Contract type name	GDS Contract
Purpose of contract	General
Contract start date	01/04/2006
Contract end date	

17/18 Contracted general activity (UDA)	12,205
Carry forward general activity (UDA)	0
17/18 Contracted orthodontic activity (UOA)	0
Carry forward orthodontic activity (UOA)	0
Baseline contract value	£339,219.34

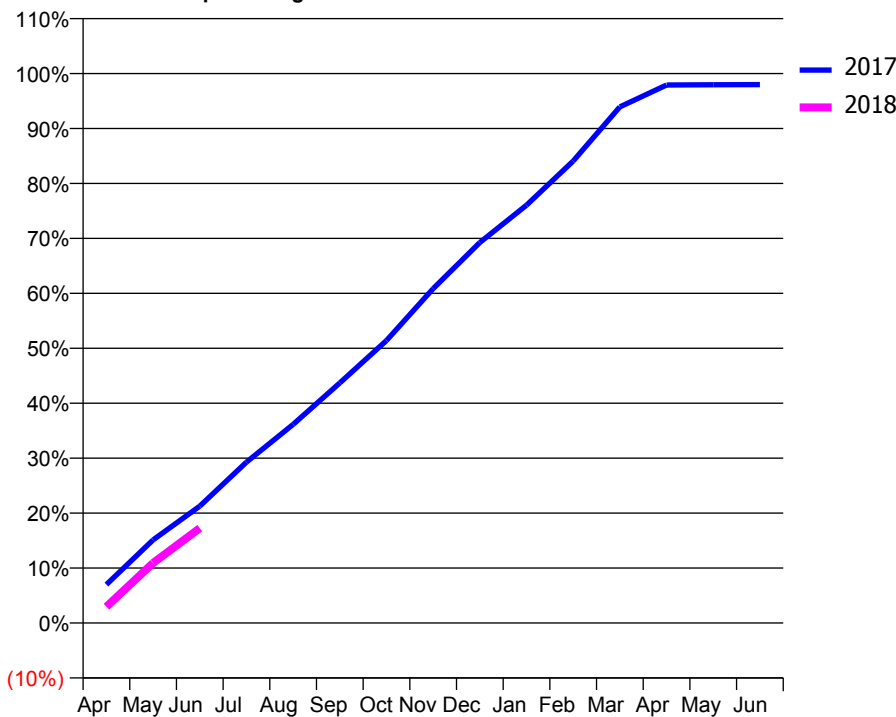
ACCESS*

Patients seen in 24 months	Total	Change since previous quarter
Quarter ending June 2016	4,152	
Quarter ending September 2016	4,158	→
Quarter ending December 2016	4,191	→
Quarter ending March 2017	4,182	→
Quarter ending June 2017	4,208	→
Variance since June 2016	1.3%	→



ACTIVITY

Cumulative percentage of contracted UDA delivered 2017 & 2018



Month	Adjusted Scheduled Activity (UDA)	
	2017	2018
April	855	364
May	1,846	1,334
June	2,596	2,108
July	3,574	
August	4,411	
September	5,333	
October	6,276	
November	7,426	
December	8,453	
January	9,280	
February	10,262	
March	11,463	
April	11,950	
May	11,955	
June	11,958	

QUALITY

	Quantity	Base Number	Contract	AT	Region	England
% of FP17s for the same patient ID Re-attending within 3 months - Children	34	385	8.8%	12.1%	13.0%	12.0%
% of FP17s for the same patient ID Re-attending within 3 months - Adults	154	847	18.2%	16.9%	16.6%	16.0%
% of FP17s for the same patient ID Re-attending between 3 & 9 months - Children	202	385	52.5%	57.7%	59.5%	58.0%
% of FP17s for the same patient ID Re-attending between 3 & 9 months - Adults	297	847	35.1%	51.0%	53.1%	50.9%
% of FP17s for Band 1 Urgent Courses	116	1,022	11.4%	10.6%	9.3%	9.1%
% of FP17s Relating to Free Repair or Replacements	4	1,022	0.4%	0.9%	1.0%	0.8%
% of FP17s Relating to Continuations	32	1,022	3.1%	1.1%	1.3%	1.1%
% of Patients satisfied with the dentistry they have received	5	6	N/A	91.0%	91.9%	91.7%
% of Patients satisfied with the time they had to wait for an appointment	6	6	N/A	87.5%	88.7%	88.0%

* This is based on patients treated on this contract for their most recent course of treatment. Figures in italics indicate the base number of FP17s or Patient Questionnaire responses are less than 100. N/A is shown where the base number of responses is less than 10 during the period. % is calculated as Quantity/Base number*100

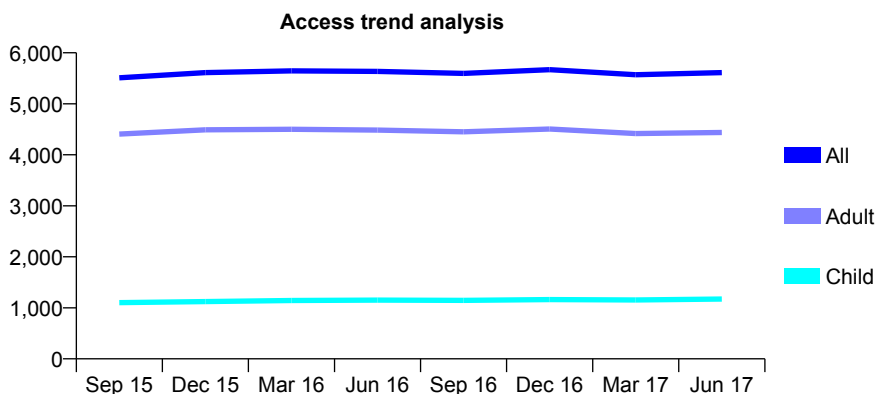
Q46 - Vital Signs At a Glance Contract Report for 101370/0110 - June 2017

Name or company name	Petrie Tucker and Partners Ltd
Contract type name	GDS Contract
Purpose of contract	General
Contract start date	01/11/2008
Contract end date	

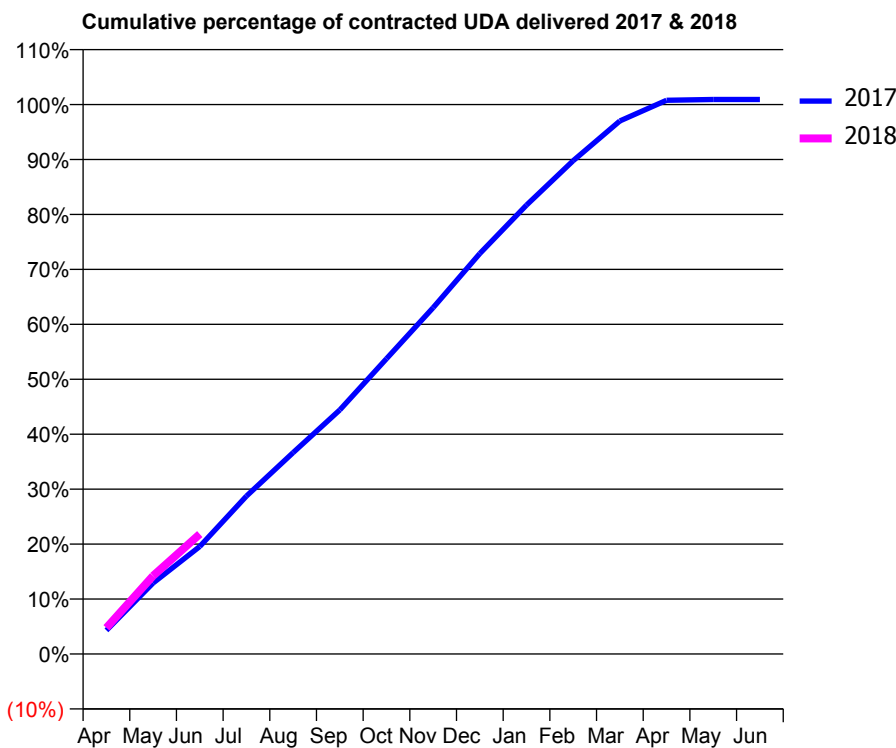
17/18 Contracted general activity (UDA)	16,622
Carry forward general activity (UDA)	0
17/18 Contracted orthodontic activity (UOA)	0
Carry forward orthodontic activity (UOA)	0
Baseline contract value	£488,849.90

ACCESS*

Patients seen in 24 months	Total	Change since previous quarter
Quarter ending June 2016	5,636	
Quarter ending September 2016	5,596	→
Quarter ending December 2016	5,670	→
Quarter ending March 2017	5,571	↓
Quarter ending June 2017	5,611	→
Variance since June 2016	(0.4%)	→



ACTIVITY



Month	Adjusted Scheduled Activity (UDA)	
	2017	2018
April	717	792
May	2,150	2,367
June	3,252	3,627
July	4,779	
August	6,093	
September	7,385	
October	8,934	
November	10,478	
December	12,116	
January	13,581	
February	14,921	
March	16,123	
April	16,748	
May	16,772	
June	16,773	

QUALITY

	Quantity	Base Number	Contract	AT	Region	England
% of FP17s for the same patient ID Re-attending within 3 months - Children	20	395	5.1%	12.1%	13.0%	12.0%
% of FP17s for the same patient ID Re-attending within 3 months - Adults	158	1,577	10.0%	16.9%	16.6%	16.0%
% of FP17s for the same patient ID Re-attending between 3 & 9 months - Children	210	395	53.2%	57.7%	59.5%	58.0%
% of FP17s for the same patient ID Re-attending between 3 & 9 months - Adults	881	1,577	55.9%	51.0%	53.1%	50.9%
% of FP17s for Band 1 Urgent Courses	101	1,690	6.0%	10.6%	9.3%	9.1%
% of FP17s Relating to Free Repair or Replacements	8	1,690	0.5%	0.9%	1.0%	0.8%
% of FP17s Relating to Continuations	20	1,690	1.2%	1.1%	1.3%	1.1%
% of Patients satisfied with the dentistry they have received	5	5	N/A	91.0%	91.9%	91.7%
% of Patients satisfied with the time they had to wait for an appointment	5	5	N/A	87.5%	88.7%	88.0%

* This is based on patients treated on this contract for their most recent course of treatment. Figures in italics indicate the base number of FP17s or Patient Questionnaire responses are less than 100. N/A is shown where the base number of responses is less than 10 during the period. % is calculated as Quantity/Base number*100

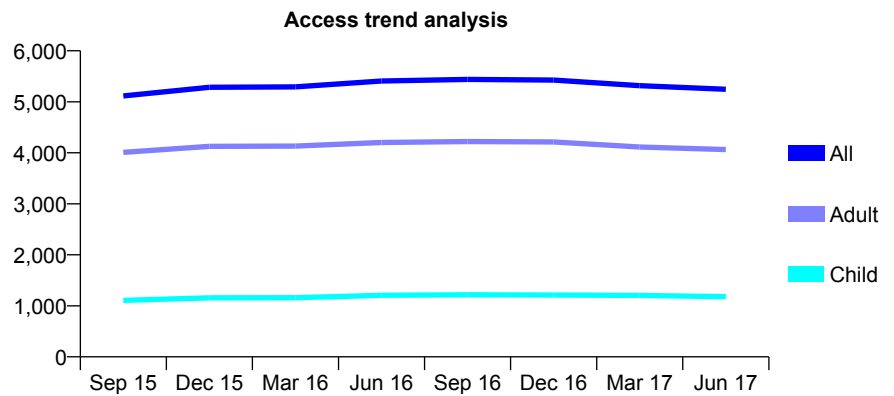
Q46 - Vital Signs At a Glance Contract Report for 101435/0141 - June 2017

Name or company name	IDH Limited
Contract type name	GDS Contract
Purpose of contract	General
Contract start date	01/01/2011
Contract end date	

17/18 Contracted general activity (UDA)	22,869
Carry forward general activity (UDA)	0
17/18 Contracted orthodontic activity (UOA)	0
Carry forward orthodontic activity (UOA)	0
Baseline contract value	£631,109.03

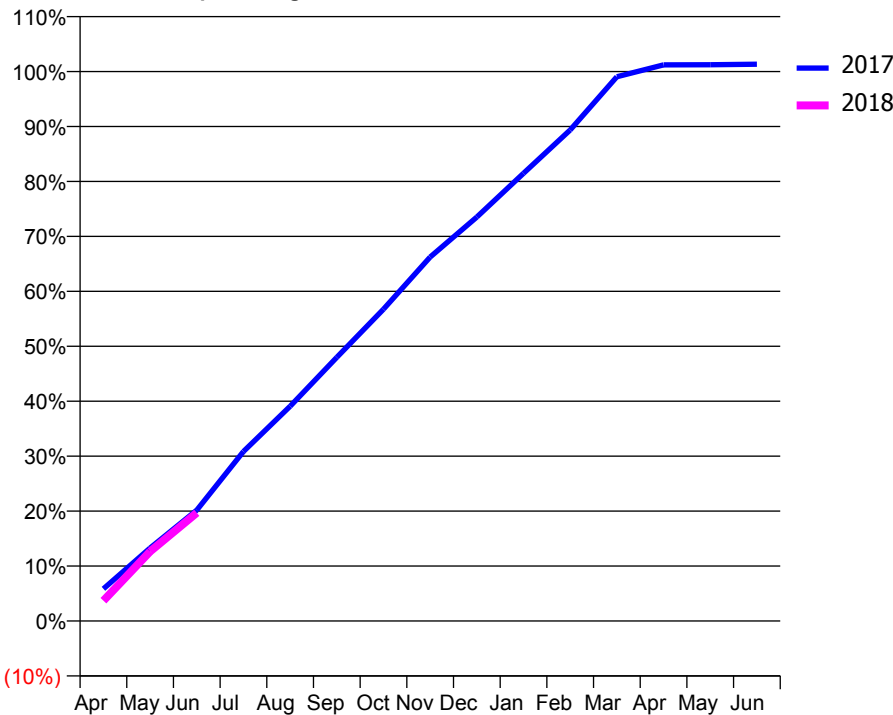
ACCESS*

Patients seen in 24 months	Total	Change since previous quarter
Quarter ending June 2016	5,409	
Quarter ending September 2016	5,438	→
Quarter ending December 2016	5,425	→
Quarter ending March 2017	5,317	↓
Quarter ending June 2017	5,245	↓
Variance since June 2016	(3.0%)	↓



ACTIVITY

Cumulative percentage of contracted UDA delivered 2017 & 2018



Month	Adjusted Scheduled Activity (UDA)	
	2017	2018
April	1,339	847
May	3,037	2,894
June	4,615	4,502
July	7,054	
August	8,937	
September	10,977	
October	12,980	
November	15,146	
December	16,812	
January	18,632	
February	20,436	
March	22,648	
April	23,147	
May	23,152	
June	23,175	

QUALITY

	Quantity	Base Number	Contract	AT	Region	England
% of FP17s for the same patient ID Re-attending within 3 months - Children	34	410	8.3%	12.1%	13.0%	12.0%
% of FP17s for the same patient ID Re-attending within 3 months - Adults	227	1,467	15.5%	16.9%	16.6%	16.0%
% of FP17s for the same patient ID Re-attending between 3 & 9 months - Children	277	410	67.6%	57.7%	59.5%	58.0%
% of FP17s for the same patient ID Re-attending between 3 & 9 months - Adults	932	1,467	63.5%	51.0%	53.1%	50.9%
% of FP17s for Band 1 Urgent Courses	136	1,684	8.1%	10.6%	9.3%	9.1%
% of FP17s Relating to Free Repair or Replacements	9	1,684	0.5%	0.9%	1.0%	0.8%
% of FP17s Relating to Continuations	35	1,684	2.1%	1.1%	1.3%	1.1%
% of Patients satisfied with the dentistry they have received	6	8	N/A	91.0%	91.9%	91.7%
% of Patients satisfied with the time they had to wait for an appointment	8	8	N/A	87.5%	88.7%	88.0%

* This is based on patients treated on this contract for their most recent course of treatment. Figures in italics indicate the base number of FP17s or Patient Questionnaire responses are less than 100. N/A is shown where the base number of responses is less than 10 during the period. % is calculated as Quantity/Base number*100

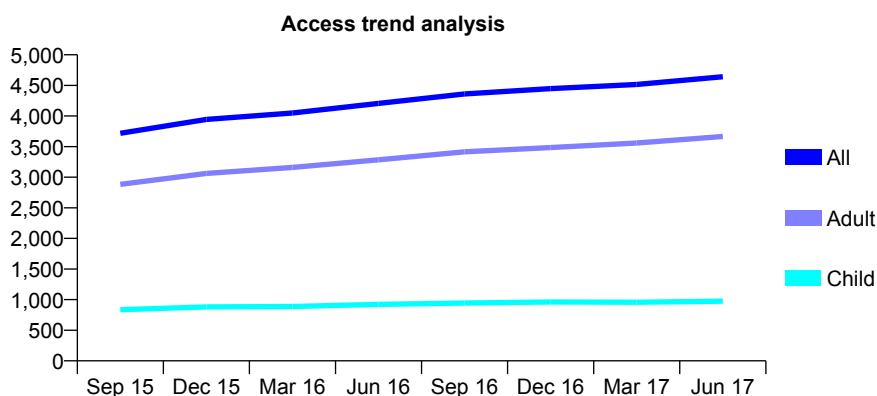
Q46 - Vital Signs At a Glance Contract Report for 101516/0001 - June 2017

Name or company name	The Crab Tree Lane and Church Street De
Contract type name	GDS Contract
Purpose of contract	General
Contract start date	03/12/2012
Contract end date	

17/18 Contracted general activity (UDA)	13,261
Carry forward general activity (UDA)	0
17/18 Contracted orthodontic activity (UOA)	0
Carry forward orthodontic activity (UOA)	0
Baseline contract value	£384,601.27

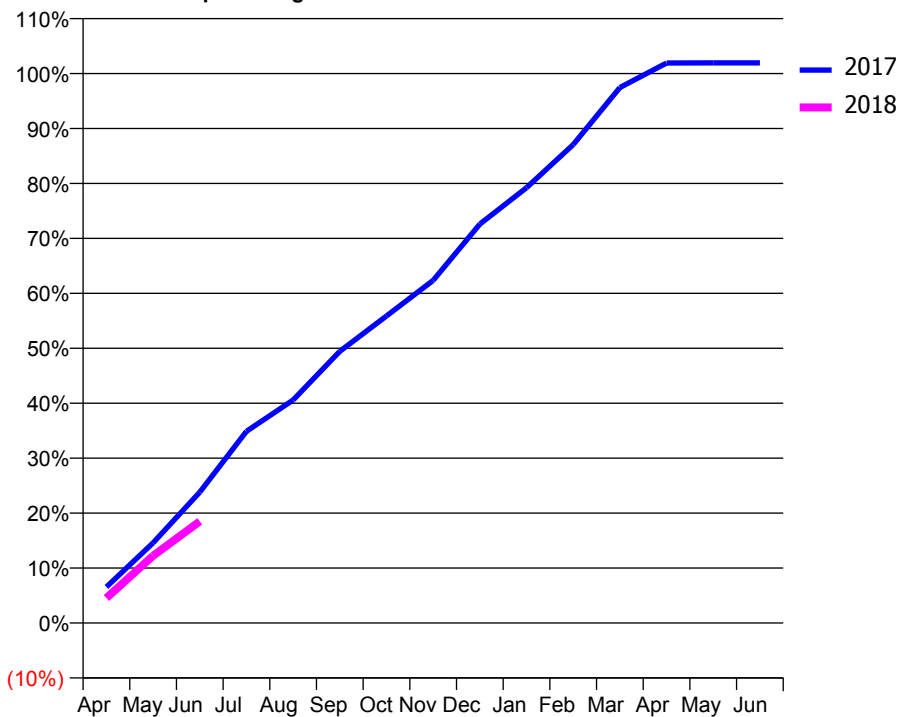
ACCESS*

Patients seen in 24 months	Total	Change since previous quarter
Quarter ending June 2016	4,206	
Quarter ending September 2016	4,361	↑
Quarter ending December 2016	4,447	→
Quarter ending March 2017	4,516	→
Quarter ending June 2017	4,642	↑
Variance since June 2016	10.4%	↑



ACTIVITY

Cumulative percentage of contracted UDA delivered 2017 & 2018



Month	Adjusted Scheduled Activity (UDA)	
	2017	2018
April	871	603
May	1,935	1,622
June	3,160	2,452
July	4,625	
August	5,382	
September	6,556	
October	7,411	
November	8,268	
December	9,626	
January	10,507	
February	11,544	
March	12,924	
April	13,515	
May	13,516	
June	13,516	

QUALITY

	Quantity	Base Number	Contract	AT	Region	England
% of FP17s for the same patient ID Re-attending within 3 months - Children	27	331	8.2%	12.1%	13.0%	12.0%
% of FP17s for the same patient ID Re-attending within 3 months - Adults	189	1,139	16.6%	16.9%	16.6%	16.0%
% of FP17s for the same patient ID Re-attending between 3 & 9 months - Children	200	331	60.4%	57.7%	59.5%	58.0%
% of FP17s for the same patient ID Re-attending between 3 & 9 months - Adults	588	1,139	51.6%	51.0%	53.1%	50.9%
% of FP17s for Band 1 Urgent Courses	177	1,245	14.2%	10.6%	9.3%	9.1%
% of FP17s Relating to Free Repair or Replacements	18	1,245	1.4%	0.9%	1.0%	0.8%
% of FP17s Relating to Continuations	15	1,245	1.2%	1.1%	1.3%	1.1%
% of Patients satisfied with the dentistry they have received	5	5	N/A	91.0%	91.9%	91.7%
% of Patients satisfied with the time they had to wait for an appointment	4	5	N/A	87.5%	88.7%	88.0%

* This is based on patients treated on this contract for their most recent course of treatment. Figures in italics indicate the base number of FP17s or Patient Questionnaire responses are less than 100. N/A is shown where the base number of responses is less than 10 during the period. % is calculated as Quantity/Base number*100

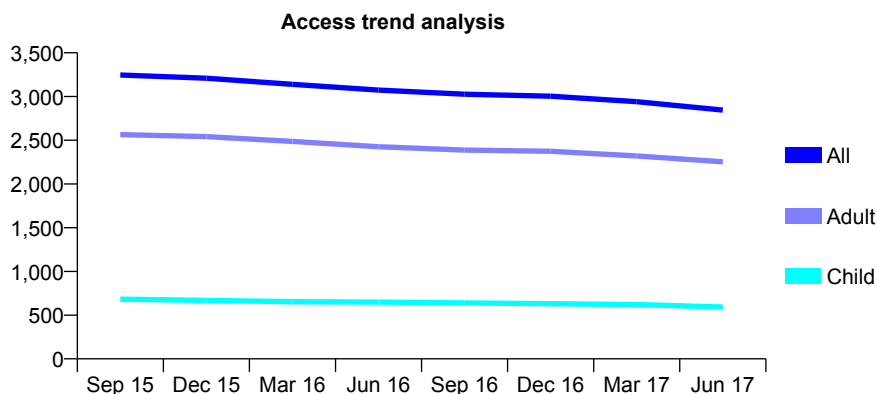
Q46 - Vital Signs At a Glance Contract Report for 101516/0002 - June 2017

Name or company name	The Crab Tree Lane and Church Street De
Contract type name	GDS Contract
Purpose of contract	General
Contract start date	03/12/2012
Contract end date	

17/18 Contracted general activity (UDA)	11,024
Carry forward general activity (UDA)	0
17/18 Contracted orthodontic activity (UOA)	0
Carry forward orthodontic activity (UOA)	0
Baseline contract value	£356,687.11

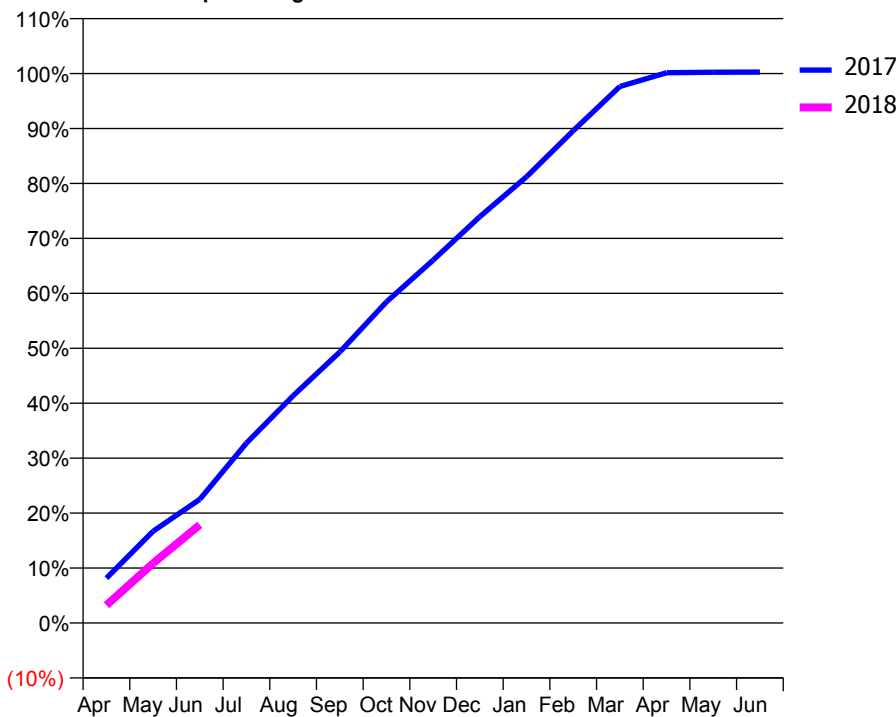
ACCESS*

Patients seen in 24 months	Total	Change since previous quarter
Quarter ending June 2016	3,074	
Quarter ending September 2016	3,027	↓
Quarter ending December 2016	3,004	→
Quarter ending March 2017	2,941	↓
Quarter ending June 2017	2,845	↓
Variance since June 2016	(7.4%)	↓



ACTIVITY

Cumulative percentage of contracted UDA delivered 2017 & 2018



Adjusted Scheduled Activity (UDA)

Month	2017	2018
April	900	356
May	1,842	1,199
June	2,481	1,970
July	3,610	
August	4,559	
September	5,437	
October	6,444	
November	7,281	
December	8,152	
January	8,953	
February	9,875	
March	10,763	
April	11,038	
May	11,049	
June	11,052	

QUALITY

	Quantity	Base Number	Contract	AT	Region	England
% of FP17s for the same patient ID Re-attending within 3 months - Children	27	181	14.9%	12.1%	13.0%	12.0%
% of FP17s for the same patient ID Re-attending within 3 months - Adults	195	820	23.8%	16.9%	16.6%	16.0%
% of FP17s for the same patient ID Re-attending between 3 & 9 months - Children	114	181	63.0%	57.7%	59.5%	58.0%
% of FP17s for the same patient ID Re-attending between 3 & 9 months - Adults	433	820	52.8%	51.0%	53.1%	50.9%
% of FP17s for Band 1 Urgent Courses	133	872	15.3%	10.6%	9.3%	9.1%
% of FP17s Relating to Free Repair or Replacements	25	872	2.9%	0.9%	1.0%	0.8%
% of FP17s Relating to Continuations	19	872	2.2%	1.1%	1.3%	1.1%
% of Patients satisfied with the dentistry they have received	2	2	N/A	91.0%	91.9%	91.7%
% of Patients satisfied with the time they had to wait for an appointment	2	2	N/A	87.5%	88.7%	88.0%

* This is based on patients treated on this contract for their most recent course of treatment. Figures in italics indicate the base number of FP17s or Patient Questionnaire responses are less than 100. N/A is shown where the base number of responses is less than 10 during the period. % is calculated as Quantity/Base number*100

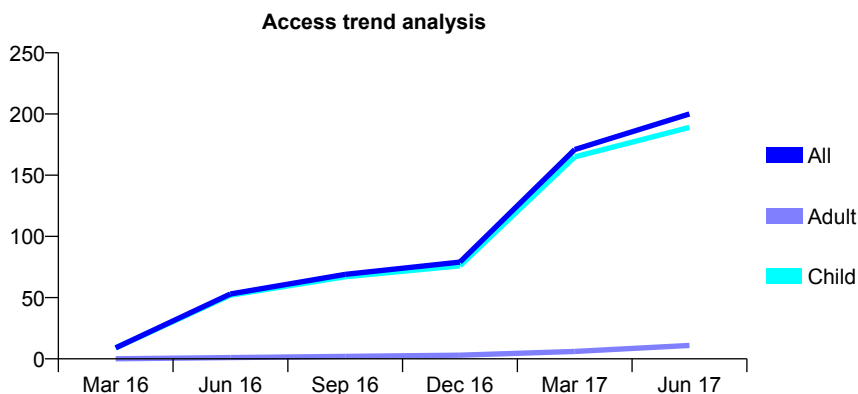
Q46 - Vital Signs At a Glance Contract Report for 102792/0001 - June 2017

Name or company name	Ravat & Ray Dental Care (Farnworth)
Contract type name	GDS Contract
Purpose of contract	General
Contract start date	01/02/2016
Contract end date	31/05/2017

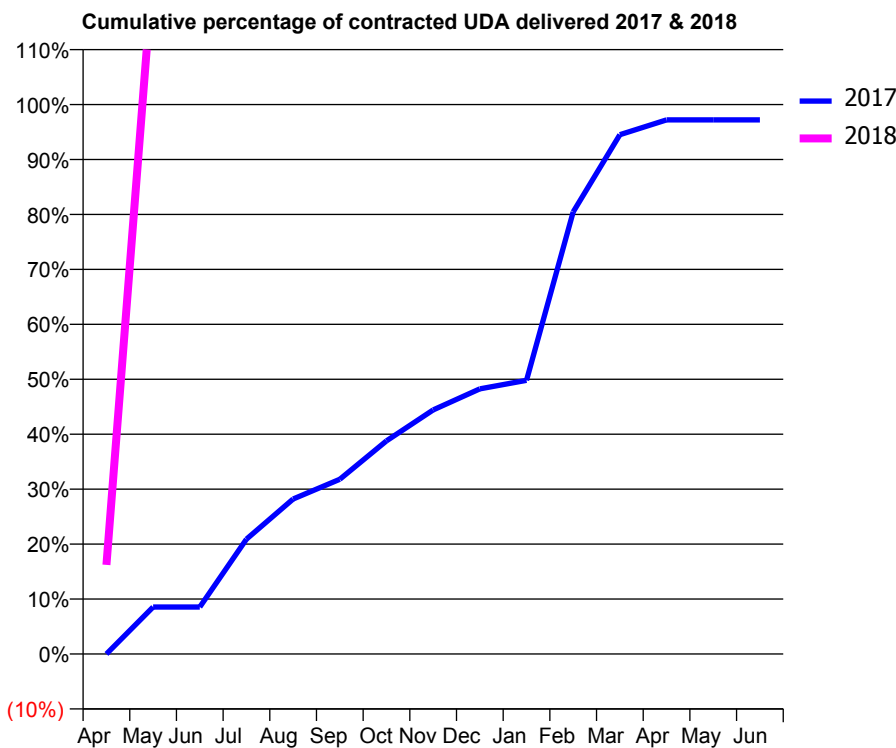
17/18 Contracted general activity (UDA)	74
Carry forward general activity (UDA)	0
17/18 Contracted orthodontic activity (UOA)	0
Carry forward orthodontic activity (UOA)	0
Baseline contract value	£1,835.65

ACCESS*

Patients seen in 24 months	Total	Change since previous quarter
Quarter ending June 2016	53	
Quarter ending September 2016	69	↑
Quarter ending December 2016	79	↑
Quarter ending March 2017	171	↑
Quarter ending June 2017	200	↑
Variance since June 2016	277.4%	↑



ACTIVITY



Month	Adjusted Scheduled Activity (UDA)	
	2017	2018
April	0	12
May	38	92
June	38	121
July	93	
August	125	
September	141	
October	172	
November	197	
December	214	
January	221	
February	357	
March	420	
April	432	
May	432	
June	432	

QUALITY

	Quantity	Base Number	Contract	AT	Region	England
% of FP17s for the same patient ID Re-attending within 3 months - Children	4	76	5.3%	12.1%	13.0%	12.0%
% of FP17s for the same patient ID Re-attending within 3 months - Adults	0	0	N/A	16.9%	16.6%	16.0%
% of FP17s for the same patient ID Re-attending between 3 & 9 months - Children	38	76	50.0%	57.7%	59.5%	58.0%
% of FP17s for the same patient ID Re-attending between 3 & 9 months - Adults	0	0	N/A	51.0%	53.1%	50.9%
% of FP17s for Band 1 Urgent Courses	1	75	1.3%	10.6%	9.3%	9.1%
% of FP17s Relating to Free Repair or Replacements	0	75	0.0%	0.9%	1.0%	0.8%
% of FP17s Relating to Continuations	0	75	0.0%	1.1%	1.3%	1.1%
% of Patients satisfied with the dentistry they have received	0	0	N/A	91.0%	91.9%	91.7%
% of Patients satisfied with the time they had to wait for an appointment	0	0	N/A	87.5%	88.7%	88.0%

* This is based on patients treated on this contract for their most recent course of treatment. Figures in italics indicate the base number of FP17s or Patient Questionnaire responses are less than 100. N/A is shown where the base number of responses is less than 10 during the period. % is calculated as Quantity/Base number*100

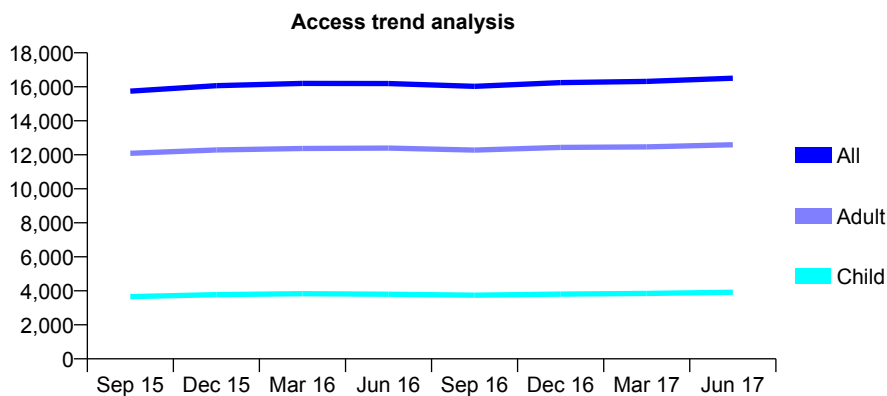
Q46 - Vital Signs At a Glance Contract Report for 102903/0001 - June 2017

Name or company name	Fogg, Whittingham & Casserley
Contract type name	GDS Contract
Purpose of contract	General and Orthodontic
Contract start date	01/04/2006
Contract end date	

17/18 Contracted general activity (UDA)	39,616
Carry forward general activity (UDA)	0
17/18 Contracted orthodontic activity (UOA)	1,111
Carry forward orthodontic activity (UOA)	0
Baseline contract value	£1,177,113.88

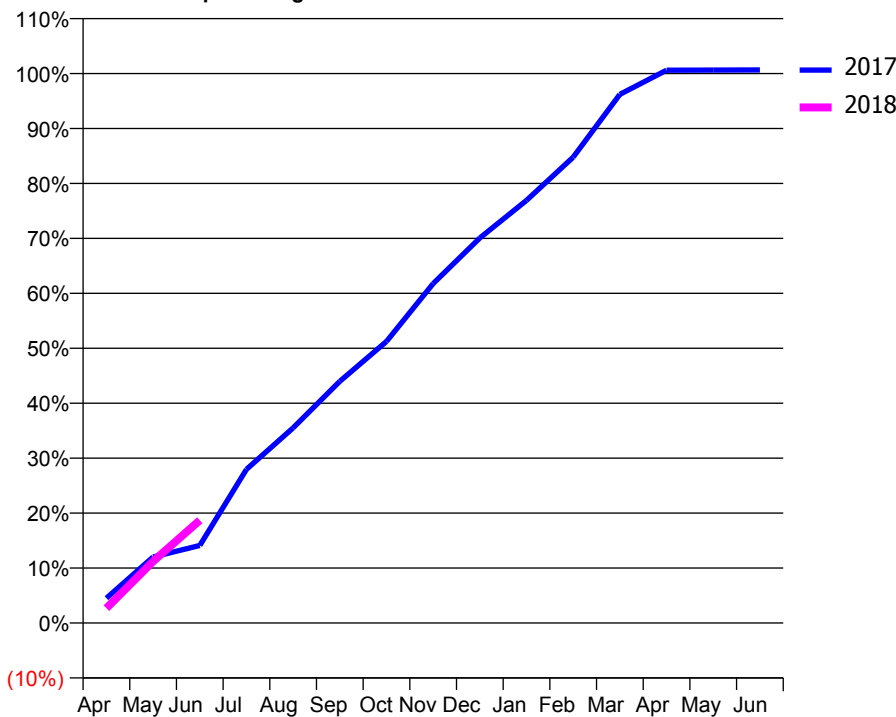
ACCESS*

Patients seen in 24 months	Total	Change since previous quarter
Quarter ending June 2016	16,196	
Quarter ending September 2016	16,025	↓
Quarter ending December 2016	16,248	→
Quarter ending March 2017	16,315	→
Quarter ending June 2017	16,505	→
Variance since June 2016	1.9%	→



ACTIVITY

Cumulative percentage of contracted UDA delivered 2017 & 2018



Adjusted Scheduled Activity (UDA)		
Month	2017	2018
April	1,792	1,069
May	4,761	4,445
June	5,590	7,403
July	11,076	
August	14,072	
September	17,429	
October	20,300	
November	24,471	
December	27,762	
January	30,472	
February	33,586	
March	38,114	
April	39,856	
May	39,867	
June	39,871	

QUALITY

	Quantity	Base Number	Contract	AT	Region	England
% of FP17s for the same patient ID Re-attending within 3 months - Children	263	1,459	18.0%	12.1%	13.0%	12.0%
% of FP17s for the same patient ID Re-attending within 3 months - Adults	759	3,855	19.7%	16.9%	16.6%	16.0%
% of FP17s for the same patient ID Re-attending between 3 & 9 months - Children	693	1,459	47.5%	57.7%	59.5%	58.0%
% of FP17s for the same patient ID Re-attending between 3 & 9 months - Adults	1,533	3,855	39.8%	51.0%	53.1%	50.9%
% of FP17s for Band 1 Urgent Courses	480	3,862	12.4%	10.6%	9.3%	9.1%
% of FP17s Relating to Free Repair or Replacements	86	3,862	2.2%	0.9%	1.0%	0.8%
% of FP17s Relating to Continuations	42	3,862	1.1%	1.1%	1.3%	1.1%
% of Patients satisfied with the dentistry they have received	31	33	93.9%	91.0%	91.9%	91.7%
% of Patients satisfied with the time they had to wait for an appointment	30	33	90.9%	87.5%	88.7%	88.0%

* This is based on patients treated on this contract for their most recent course of treatment. Figures in italics indicate the base number of FP17s or Patient Questionnaire responses are less than 100. N/A is shown where the base number of responses is less than 10 during the period. % is calculated as Quantity/Base number*100

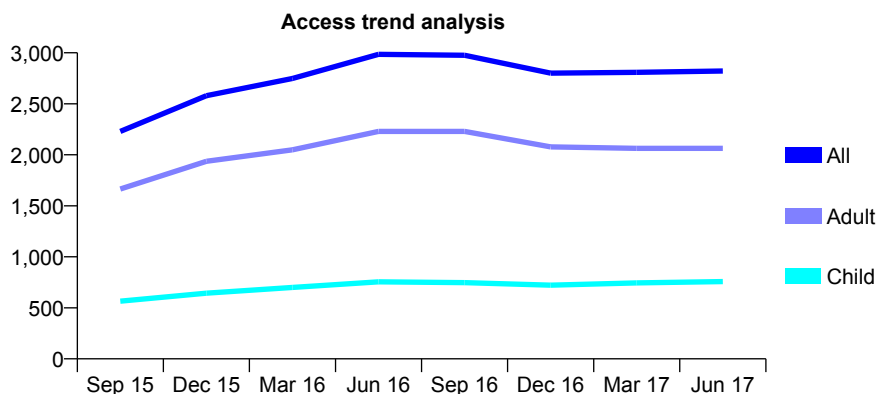
Q46 - Vital Signs At a Glance Contract Report for 103152/0001 - June 2017

Name or company name	Park House Dental Practice, Ramsbottom
Contract type name	GDS Contract
Purpose of contract	General
Contract start date	26/08/2014
Contract end date	

17/18 Contracted general activity (UDA)	10,000
Carry forward general activity (UDA)	0
17/18 Contracted orthodontic activity (UOA)	0
Carry forward orthodontic activity (UOA)	0
Baseline contract value	£255,123.45

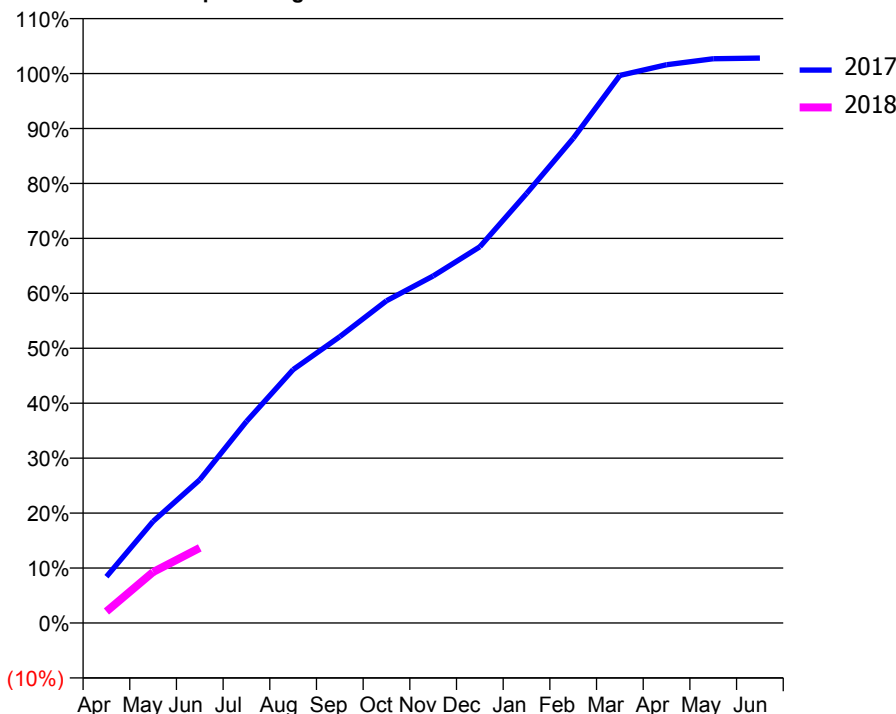
ACCESS*

Patients seen in 24 months	Total	Change since previous quarter
Quarter ending June 2016	2,985	
Quarter ending September 2016	2,976	→
Quarter ending December 2016	2,800	↓
Quarter ending March 2017	2,808	→
Quarter ending June 2017	2,821	→
Variance since June 2016	(5.5%)	↓



ACTIVITY

Cumulative percentage of contracted UDA delivered 2017 & 2018



Month	Adjusted Scheduled Activity (UDA)	
	2017	2018
April	708	210
May	1,555	929
June	2,190	1,368
July	3,082	
August	3,873	
September	4,378	
October	4,926	
November	5,306	
December	5,751	
January	6,566	
February	7,409	
March	8,371	
April	8,533	
May	8,625	
June	8,635	

QUALITY

	Quantity	Base Number	Contract	AT	Region	England
% of FP17s for the same patient ID Re-attending within 3 months - Children	15	214	7.0%	12.1%	13.0%	12.0%
% of FP17s for the same patient ID Re-attending within 3 months - Adults	57	500	11.4%	16.9%	16.6%	16.0%
% of FP17s for the same patient ID Re-attending between 3 & 9 months - Children	107	214	50.0%	57.7%	59.5%	58.0%
% of FP17s for the same patient ID Re-attending between 3 & 9 months - Adults	169	500	33.8%	51.0%	53.1%	50.9%
% of FP17s for Band 1 Urgent Courses	44	604	7.3%	10.6%	9.3%	9.1%
% of FP17s Relating to Free Repair or Replacements	0	604	0.0%	0.9%	1.0%	0.8%
% of FP17s Relating to Continuations	8	604	1.3%	1.1%	1.3%	1.1%
% of Patients satisfied with the dentistry they have received	0	1	N/A	91.0%	91.9%	91.7%
% of Patients satisfied with the time they had to wait for an appointment	1	1	N/A	87.5%	88.7%	88.0%

* This is based on patients treated on this contract for their most recent course of treatment. Figures in italics indicate the base number of FP17s or Patient Questionnaire responses are less than 100. N/A is shown where the base number of responses is less than 10 during the period. % is calculated as Quantity/Base number*100

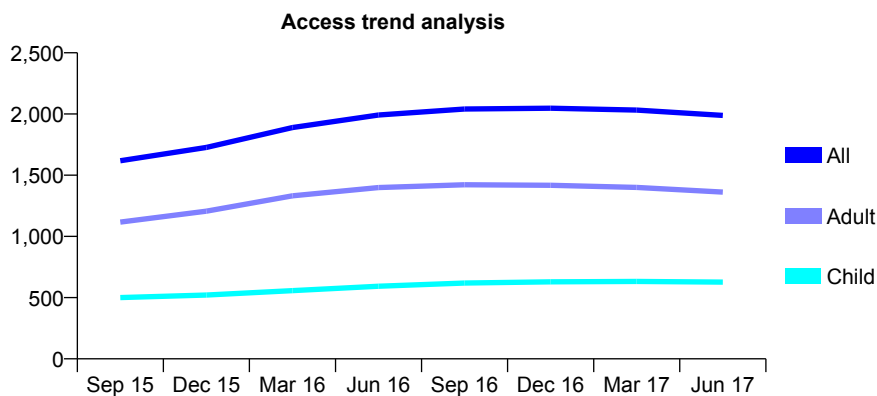
Q46 - Vital Signs At a Glance Contract Report for 103721/0001 - June 2017

Name or company name	Ocean Dental Ltd
Contract type name	GDS Contract
Purpose of contract	General
Contract start date	01/10/2009
Contract end date	

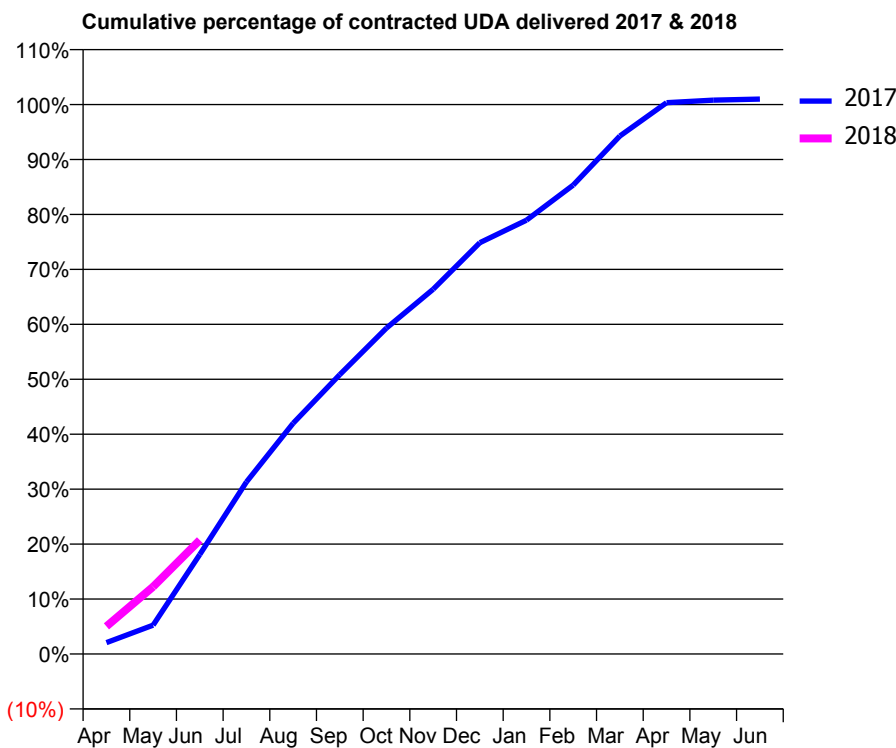
17/18 Contracted general activity (UDA)	5,600
Carry forward general activity (UDA)	0
17/18 Contracted orthodontic activity (UOA)	0
Carry forward orthodontic activity (UOA)	0
Baseline contract value	£160,873.53

ACCESS*

Patients seen in 24 months	Total	Change since previous quarter
Quarter ending June 2016	1,992	
Quarter ending September 2016	2,041	↑
Quarter ending December 2016	2,047	→
Quarter ending March 2017	2,032	→
Quarter ending June 2017	1,989	↓
Variance since June 2016	(0.2%)	→



ACTIVITY



Month	Adjusted Scheduled Activity (UDA)	
	2017	2018
April	116	283
May	294	686
June	1,014	1,161
July	1,754	
August	2,352	
September	2,847	
October	3,322	
November	3,718	
December	4,192	
January	4,422	
February	4,778	
March	5,279	
April	5,619	
May	5,644	
June	5,655	

QUALITY

	Quantity	Base Number	Contract	AT	Region	England
% of FP17s for the same patient ID Re-attending within 3 months - Children	32	267	12.0%	12.1%	13.0%	12.0%
% of FP17s for the same patient ID Re-attending within 3 months - Adults	101	487	20.7%	16.9%	16.6%	16.0%
% of FP17s for the same patient ID Re-attending between 3 & 9 months - Children	150	267	56.2%	57.7%	59.5%	58.0%
% of FP17s for the same patient ID Re-attending between 3 & 9 months - Adults	209	487	42.9%	51.0%	53.1%	50.9%
% of FP17s for Band 1 Urgent Courses	94	591	15.9%	10.6%	9.3%	9.1%
% of FP17s Relating to Free Repair or Replacements	3	591	0.5%	0.9%	1.0%	0.8%
% of FP17s Relating to Continuations	1	591	0.2%	1.1%	1.3%	1.1%
% of Patients satisfied with the dentistry they have received	4	4	N/A	91.0%	91.9%	91.7%
% of Patients satisfied with the time they had to wait for an appointment	4	4	N/A	87.5%	88.7%	88.0%

* This is based on patients treated on this contract for their most recent course of treatment. Figures in italics indicate the base number of FP17s or Patient Questionnaire responses are less than 100. N/A is shown where the base number of responses is less than 10 during the period. % is calculated as Quantity/Base number*100

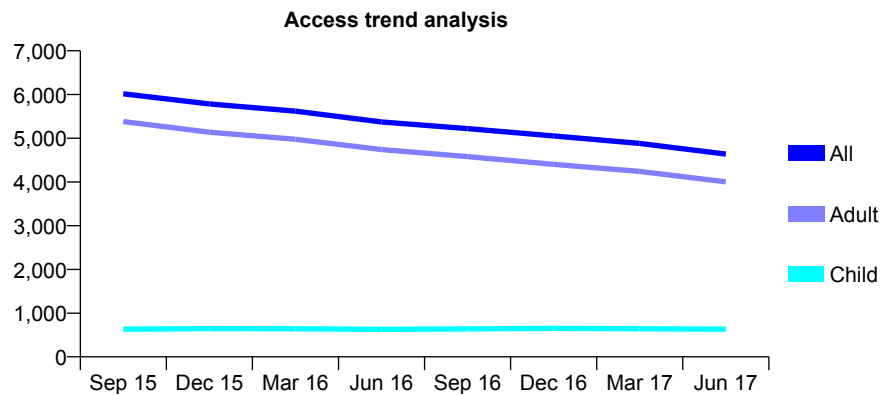
Q46 - Vital Signs At a Glance Contract Report for 103721/0002 - June 2017

Name or company name	Ocean Dental Ltd
Contract type name	GDS Contract
Purpose of contract	General
Contract start date	01/06/2010
Contract end date	

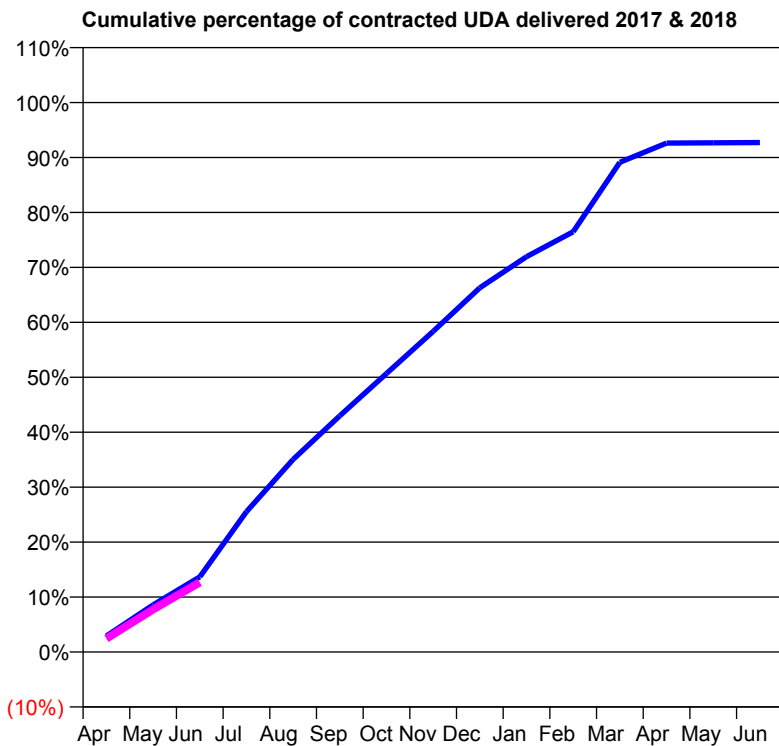
17/18 Contracted general activity (UDA)	12,000
Carry forward general activity (UDA)	0
17/18 Contracted orthodontic activity (UOA)	0
Carry forward orthodontic activity (UOA)	0
Baseline contract value	£329,571.00

ACCESS*

Patients seen in 24 months	Total	Change since previous quarter
Quarter ending June 2016	5,373	
Quarter ending September 2016	5,220	↓
Quarter ending December 2016	5,053	↓
Quarter ending March 2017	4,883	↓
Quarter ending June 2017	4,637	↓
Variance since June 2016	(13.7%)	↓



ACTIVITY



Month	Adjusted Scheduled Activity (UDA)	
	2017	2018
April	350	292
May	1,030	932
June	1,640	1,521
July	3,064	
August	4,207	
September	5,160	
October	6,083	
November	7,003	
December	7,955	
January	8,633	
February	9,176	
March	10,694	
April	11,114	
May	11,119	
June	11,125	

QUALITY

	Quantity	Base Number	Contract	AT	Region	England
% of FP17s for the same patient ID Re-attending within 3 months - Children	20	186	10.8%	12.1%	13.0%	12.0%
% of FP17s for the same patient ID Re-attending within 3 months - Adults	83	820	10.1%	16.9%	16.6%	16.0%
% of FP17s for the same patient ID Re-attending between 3 & 9 months - Children	116	186	62.4%	57.7%	59.5%	58.0%
% of FP17s for the same patient ID Re-attending between 3 & 9 months - Adults	446	820	54.4%	51.0%	53.1%	50.9%
% of FP17s for Band 1 Urgent Courses	79	788	10.0%	10.6%	9.3%	9.1%
% of FP17s Relating to Free Repair or Replacements	7	788	0.9%	0.9%	1.0%	0.8%
% of FP17s Relating to Continuations	4	788	0.5%	1.1%	1.3%	1.1%
% of Patients satisfied with the dentistry they have received	4	5	N/A	91.0%	91.9%	91.7%
% of Patients satisfied with the time they had to wait for an appointment	5	5	N/A	87.5%	88.7%	88.0%

* This is based on patients treated on this contract for their most recent course of treatment. Figures in italics indicate the base number of FP17s or Patient Questionnaire responses are less than 100. N/A is shown where the base number of responses is less than 10 during the period. % is calculated as Quantity/Base number*100

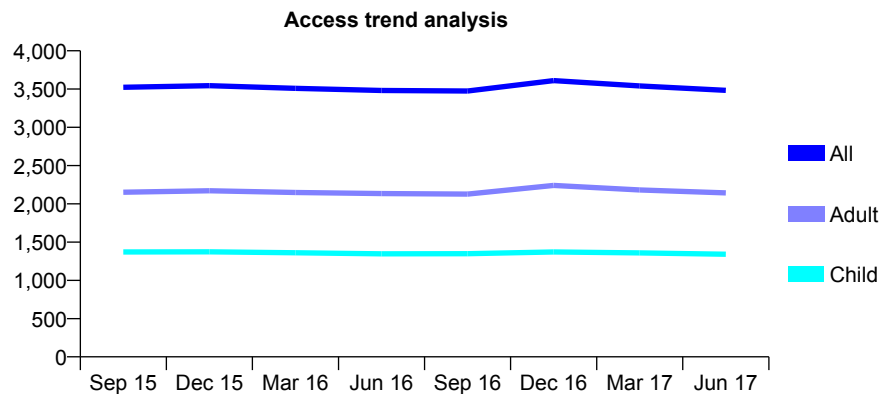
Q46 - Vital Signs At a Glance Contract Report for 103845/0001 - June 2017

Name or company name	Ian Wood and Partners
Contract type name	GDS Contract
Purpose of contract	General
Contract start date	01/09/2010
Contract end date	

17/18 Contracted general activity (UDA)	9,500
Carry forward general activity (UDA)	0
17/18 Contracted orthodontic activity (UOA)	0
Carry forward orthodontic activity (UOA)	0
Baseline contract value	£238,021.75

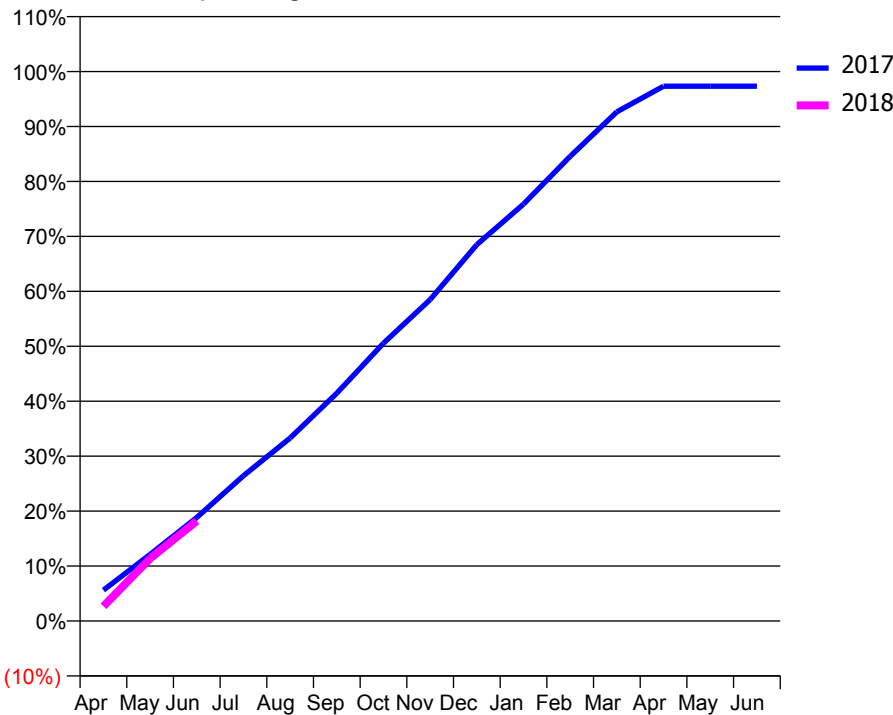
ACCESS*

Patients seen in 24 months	Total	Change since previous quarter
Quarter ending June 2016	3,482	
Quarter ending September 2016	3,475	→
Quarter ending December 2016	3,611	↑
Quarter ending March 2017	3,540	↓
Quarter ending June 2017	3,484	↓
Variance since June 2016	0.1%	→



ACTIVITY

Cumulative percentage of contracted UDA delivered 2017 & 2018



Month	Adjusted Scheduled Activity (UDA)	
	2017	2018
April	533	255
May	1,153	1,081
June	1,790	1,729
July	2,511	
August	3,165	
September	3,940	
October	4,803	
November	5,557	
December	6,506	
January	7,207	
February	8,033	
March	8,802	
April	9,246	
May	9,246	
June	9,246	

QUALITY

	Quantity	Base Number	Contract	AT	Region	England
% of FP17s for the same patient ID Re-attending within 3 months - Children	49	585	8.4%	12.1%	13.0%	12.0%
% of FP17s for the same patient ID Re-attending within 3 months - Adults	114	694	16.4%	16.9%	16.6%	16.0%
% of FP17s for the same patient ID Re-attending between 3 & 9 months - Children	412	585	70.4%	57.7%	59.5%	58.0%
% of FP17s for the same patient ID Re-attending between 3 & 9 months - Adults	385	694	55.5%	51.0%	53.1%	50.9%
% of FP17s for Band 1 Urgent Courses	81	1,047	7.7%	10.6%	9.3%	9.1%
% of FP17s Relating to Free Repair or Replacements	3	1,047	0.3%	0.9%	1.0%	0.8%
% of FP17s Relating to Continuations	22	1,047	2.1%	1.1%	1.3%	1.1%
% of Patients satisfied with the dentistry they have received	2	2	N/A	91.0%	91.9%	91.7%
% of Patients satisfied with the time they had to wait for an appointment	2	2	N/A	87.5%	88.7%	88.0%

* This is based on patients treated on this contract for their most recent course of treatment. Figures in italics indicate the base number of FP17s or Patient Questionnaire responses are less than 100. N/A is shown where the base number of responses is less than 10 during the period. % is calculated as Quantity/Base number*100

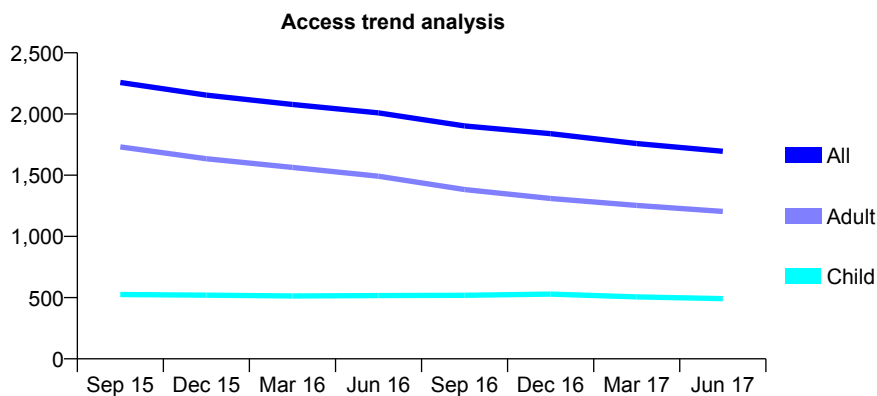
Q46 - Vital Signs At a Glance Contract Report for 106984/0006 - June 2017

Name or company name	Ravat and Ray Dental Care (Salford) Ltd
Contract type name	GDS Contract
Purpose of contract	General
Contract start date	01/04/2013
Contract end date	

17/18 Contracted general activity (UDA)	7,000
Carry forward general activity (UDA)	0
17/18 Contracted orthodontic activity (UOA)	0
Carry forward orthodontic activity (UOA)	0
Baseline contract value	£213,631.93

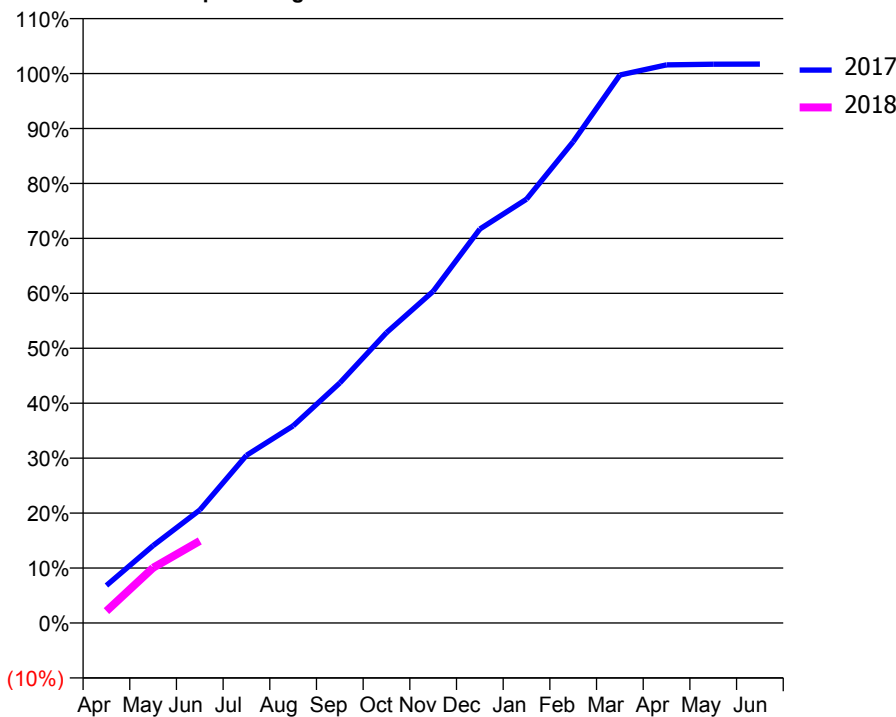
ACCESS*

Patients seen in 24 months	Total	Change since previous quarter
Quarter ending June 2016	2,009	
Quarter ending September 2016	1,902	↓
Quarter ending December 2016	1,839	↓
Quarter ending March 2017	1,759	↓
Quarter ending June 2017	1,696	↓
Variance since June 2016	(15.6%)	↓



ACTIVITY

Cumulative percentage of contracted UDA delivered 2017 & 2018



Month	Adjusted Scheduled Activity (UDA)	
	2017	2018
April	478	151
May	986	705
June	1,440	1,045
July	2,137	
August	2,512	
September	3,058	
October	3,699	
November	4,225	
December	5,018	
January	5,399	
February	6,131	
March	6,981	
April	7,109	
May	7,119	
June	7,120	

QUALITY

	Quantity	Base Number	Contract	AT	Region	England
% of FP17s for the same patient ID Re-attending within 3 months - Children	27	152	17.8%	12.1%	13.0%	12.0%
% of FP17s for the same patient ID Re-attending within 3 months - Adults	60	303	19.8%	16.9%	16.6%	16.0%
% of FP17s for the same patient ID Re-attending between 3 & 9 months - Children	96	152	63.2%	57.7%	59.5%	58.0%
% of FP17s for the same patient ID Re-attending between 3 & 9 months - Adults	172	303	56.8%	51.0%	53.1%	50.9%
% of FP17s for Band 1 Urgent Courses	27	402	6.7%	10.6%	9.3%	9.1%
% of FP17s Relating to Free Repair or Replacements	2	402	0.5%	0.9%	1.0%	0.8%
% of FP17s Relating to Continuations	2	402	0.5%	1.1%	1.3%	1.1%
% of Patients satisfied with the dentistry they have received	0	0	N/A	91.0%	91.9%	91.7%
% of Patients satisfied with the time they had to wait for an appointment	0	0	N/A	87.5%	88.7%	88.0%

* This is based on patients treated on this contract for their most recent course of treatment. Figures in italics indicate the base number of FP17s or Patient Questionnaire responses are less than 100. N/A is shown where the base number of responses is less than 10 during the period. % is calculated as Quantity/Base number*100

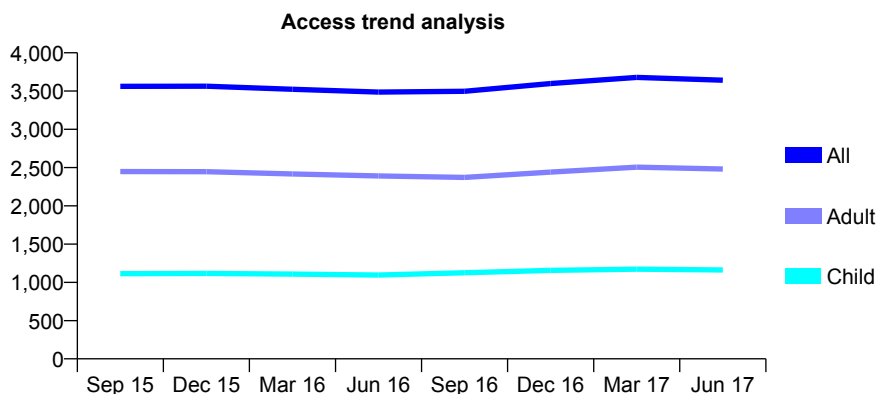
Q46 - Vital Signs At a Glance Contract Report for 108367/0001 - June 2017

Name or company name	Bell Lane Dental Practice
Contract type name	GDS Contract
Purpose of contract	General and Orthodontic
Contract start date	01/04/2012
Contract end date	

17/18 Contracted general activity (UDA)	12,338
Carry forward general activity (UDA)	0
17/18 Contracted orthodontic activity (UOA)	1,680
Carry forward orthodontic activity (UOA)	0
Baseline contract value	£559,800.51

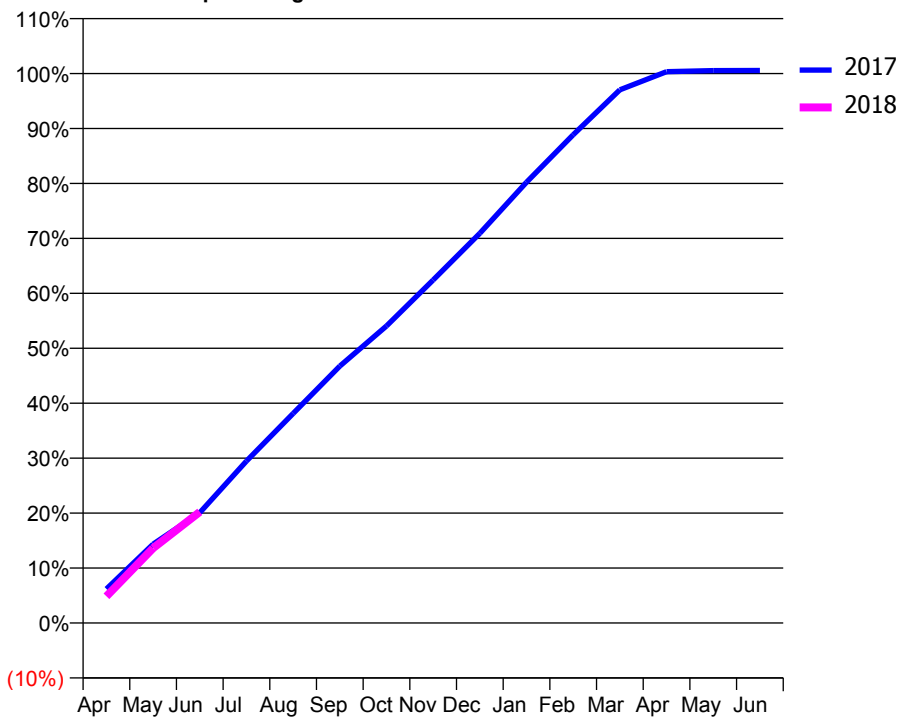
ACCESS*

Patients seen in 24 months	Total	Change since previous quarter
Quarter ending June 2016	3,487	
Quarter ending September 2016	3,497	→
Quarter ending December 2016	3,598	↑
Quarter ending March 2017	3,678	↑
Quarter ending June 2017	3,642	→
Variance since June 2016	4.4%	↑



ACTIVITY

Cumulative percentage of contracted UDA delivered 2017 & 2018



Month	Adjusted Scheduled Activity (UDA)	
	2017	2018
April	764	602
May	1,770	1,681
June	2,478	2,497
July	3,635	
August	4,704	
September	5,767	
October	6,669	
November	7,703	
December	8,750	
January	9,896	
February	10,962	
March	11,971	
April	12,379	
May	12,401	
June	12,405	

QUALITY

	Quantity	Base Number	Contract	AT	Region	England
% of FP17s for the same patient ID Re-attending within 3 months - Children	36	455	7.9%	12.1%	13.0%	12.0%
% of FP17s for the same patient ID Re-attending within 3 months - Adults	106	808	13.1%	16.9%	16.6%	16.0%
% of FP17s for the same patient ID Re-attending between 3 & 9 months - Children	302	455	66.4%	57.7%	59.5%	58.0%
% of FP17s for the same patient ID Re-attending between 3 & 9 months - Adults	442	808	54.7%	51.0%	53.1%	50.9%
% of FP17s for Band 1 Urgent Courses	55	1,049	5.2%	10.6%	9.3%	9.1%
% of FP17s Relating to Free Repair or Replacements	14	1,049	1.3%	0.9%	1.0%	0.8%
% of FP17s Relating to Continuations	21	1,049	2.0%	1.1%	1.3%	1.1%
% of Patients satisfied with the dentistry they have received	1	1	N/A	91.0%	91.9%	91.7%
% of Patients satisfied with the time they had to wait for an appointment	1	1	N/A	87.5%	88.7%	88.0%

* This is based on patients treated on this contract for their most recent course of treatment. Figures in italics indicate the base number of FP17s or Patient Questionnaire responses are less than 100. N/A is shown where the base number of responses is less than 10 during the period. % is calculated as Quantity/Base number*100

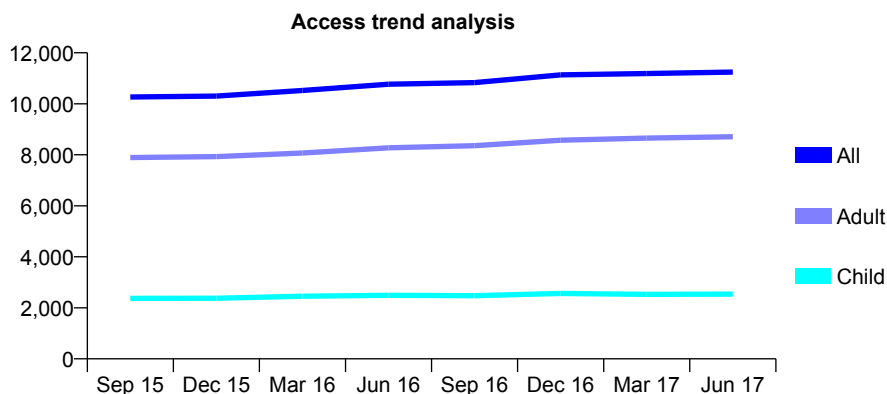
Q46 - Vital Signs At a Glance Contract Report for 108944/0001 - June 2017

Name or company name	Kenworthy Street Partnership
Contract type name	GDS Contract
Purpose of contract	General
Contract start date	01/04/2011
Contract end date	

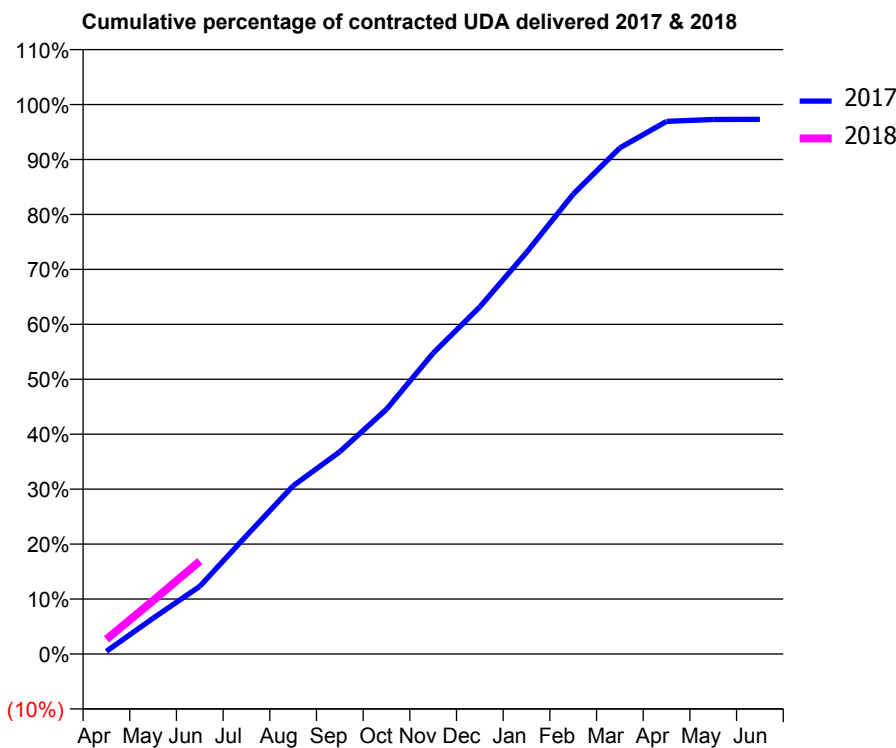
17/18 Contracted general activity (UDA)	33,191
Carry forward general activity (UDA)	0
17/18 Contracted orthodontic activity (UOA)	0
Carry forward orthodontic activity (UOA)	0
Baseline contract value	£1,090,531.85

ACCESS*

Patients seen in 24 months	Total	Change since previous quarter
Quarter ending June 2016	10,769	
Quarter ending September 2016	10,831	→
Quarter ending December 2016	11,134	↑
Quarter ending March 2017	11,188	→
Quarter ending June 2017	11,246	→
Variance since June 2016	4.4%	↑



ACTIVITY



Month	Adjusted Scheduled Activity (UDA)	
	2017	2018
April	162	890
May	2,164	3,227
June	4,090	5,608
July	7,146	
August	10,158	
September	12,222	
October	14,784	
November	18,175	
December	20,967	
January	24,254	
February	27,773	
March	30,567	
April	32,176	
May	32,283	
June	32,297	

QUALITY

	Quantity	Base Number	Contract	AT	Region	England
% of FP17s for the same patient ID Re-attending within 3 months - Children	38	723	5.3%	12.1%	13.0%	12.0%
% of FP17s for the same patient ID Re-attending within 3 months - Adults	286	2,273	12.6%	16.9%	16.6%	16.0%
% of FP17s for the same patient ID Re-attending between 3 & 9 months - Children	345	723	47.7%	57.7%	59.5%	58.0%
% of FP17s for the same patient ID Re-attending between 3 & 9 months - Adults	853	2,273	37.5%	51.0%	53.1%	50.9%
% of FP17s for Band 1 Urgent Courses	189	2,299	8.2%	10.6%	9.3%	9.1%
% of FP17s Relating to Free Repair or Replacements	28	2,299	1.2%	0.9%	1.0%	0.8%
% of FP17s Relating to Continuations	28	2,299	1.2%	1.1%	1.3%	1.1%
% of Patients satisfied with the dentistry they have received	13	13	100.0%	91.0%	91.9%	91.7%
% of Patients satisfied with the time they had to wait for an appointment	12	13	92.3%	87.5%	88.7%	88.0%

* This is based on patients treated on this contract for their most recent course of treatment. Figures in italics indicate the base number of FP17s or Patient Questionnaire responses are less than 100. N/A is shown where the base number of responses is less than 10 during the period. % is calculated as Quantity/Base number*100

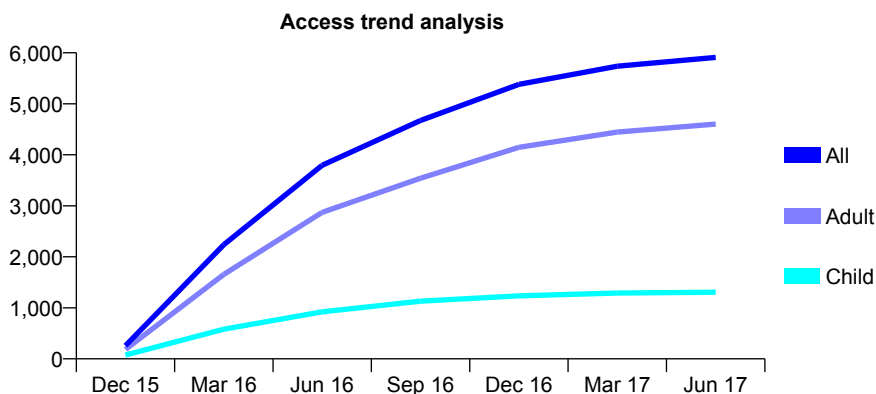
Q46 - Vital Signs At a Glance Contract Report for 109037/0001 - June 2017

Name or company name	Cheadle Heath Dental Practice
Contract type name	GDS Contract
Purpose of contract	General
Contract start date	01/12/2015
Contract end date	

17/18 Contracted general activity (UDA)	17,500
Carry forward general activity (UDA)	0
17/18 Contracted orthodontic activity (UOA)	0
Carry forward orthodontic activity (UOA)	0
Baseline contract value	£513,252.07

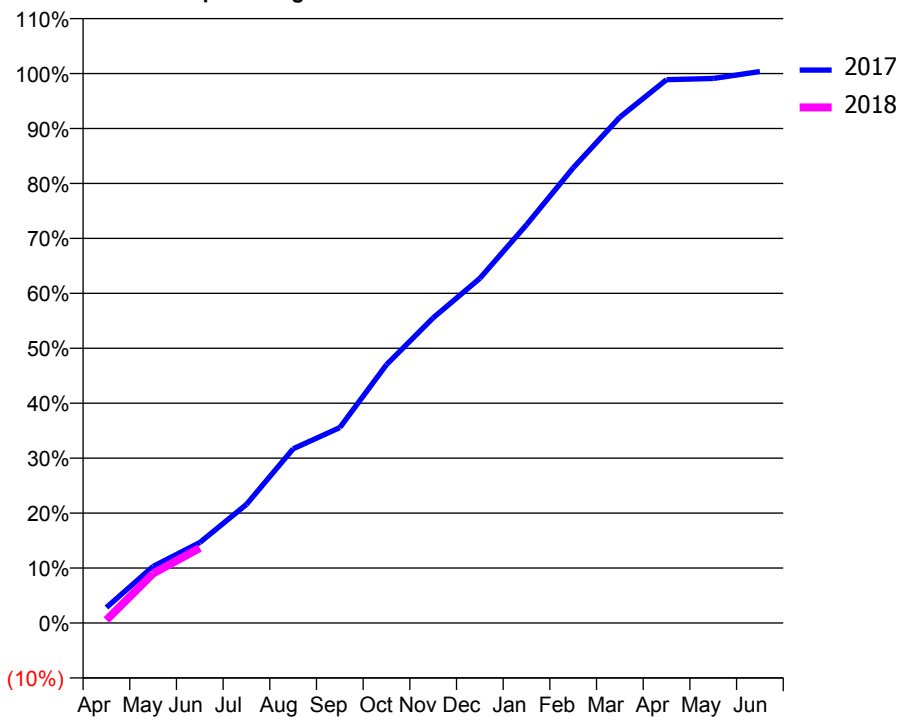
ACCESS*

Patients seen in 24 months	Total	Change since previous quarter
Quarter ending June 2016	3,794	
Quarter ending September 2016	4,673	↑
Quarter ending December 2016	5,383	↑
Quarter ending March 2017	5,737	↑
Quarter ending June 2017	5,909	↑
Variance since June 2016	55.7%	↑



ACTIVITY

Cumulative percentage of contracted UDA delivered 2017 & 2018



Month	Adjusted Scheduled Activity (UDA)	
	2017	2018
April	493	94
May	1,805	1,578
June	2,561	2,390
July	3,775	
August	5,547	
September	6,222	
October	8,227	
November	9,719	
December	10,977	
January	12,681	
February	14,495	
March	16,111	
April	17,304	
May	17,341	
June	17,563	

QUALITY

	Quantity	Base Number	Contract	AT	Region	England
% of FP17s for the same patient ID Re-attending within 3 months - Children	45	473	9.5%	12.1%	13.0%	12.0%
% of FP17s for the same patient ID Re-attending within 3 months - Adults	257	1,536	16.7%	16.9%	16.6%	16.0%
% of FP17s for the same patient ID Re-attending between 3 & 9 months - Children	309	473	65.3%	57.7%	59.5%	58.0%
% of FP17s for the same patient ID Re-attending between 3 & 9 months - Adults	806	1,536	52.5%	51.0%	53.1%	50.9%
% of FP17s for Band 1 Urgent Courses	52	1,309	4.0%	10.6%	9.3%	9.1%
% of FP17s Relating to Free Repair or Replacements	8	1,309	0.6%	0.9%	1.0%	0.8%
% of FP17s Relating to Continuations	15	1,309	1.1%	1.1%	1.3%	1.1%
% of Patients satisfied with the dentistry they have received	21	23	91.3%	91.0%	91.9%	91.7%
% of Patients satisfied with the time they had to wait for an appointment	23	23	100.0%	87.5%	88.7%	88.0%

* This is based on patients treated on this contract for their most recent course of treatment. Figures in italics indicate the base number of FP17s or Patient Questionnaire responses are less than 100. N/A is shown where the base number of responses is less than 10 during the period. % is calculated as Quantity/Base number*100

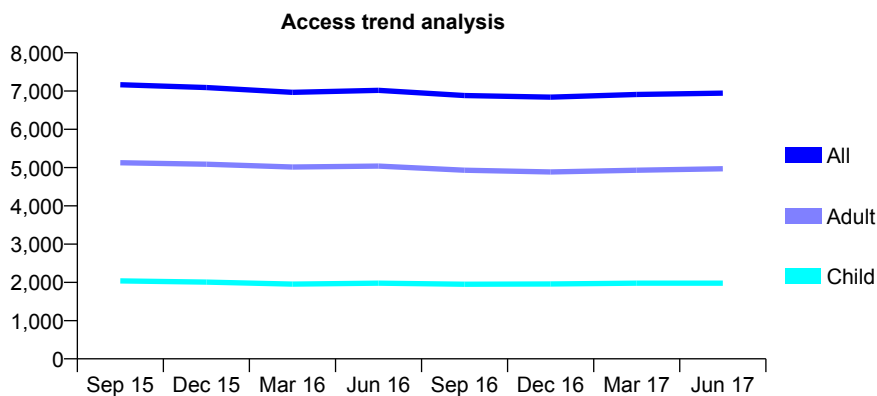
Q46 - Vital Signs At a Glance Contract Report for 109169/0001 - June 2017

Name or company name	Ash Dental Practice Limited
Contract type name	GDS Contract
Purpose of contract	General
Contract start date	01/07/2010
Contract end date	

17/18 Contracted general activity (UDA)	20,111
Carry forward general activity (UDA)	0
17/18 Contracted orthodontic activity (UOA)	0
Carry forward orthodontic activity (UOA)	0
Baseline contract value	£613,493.19

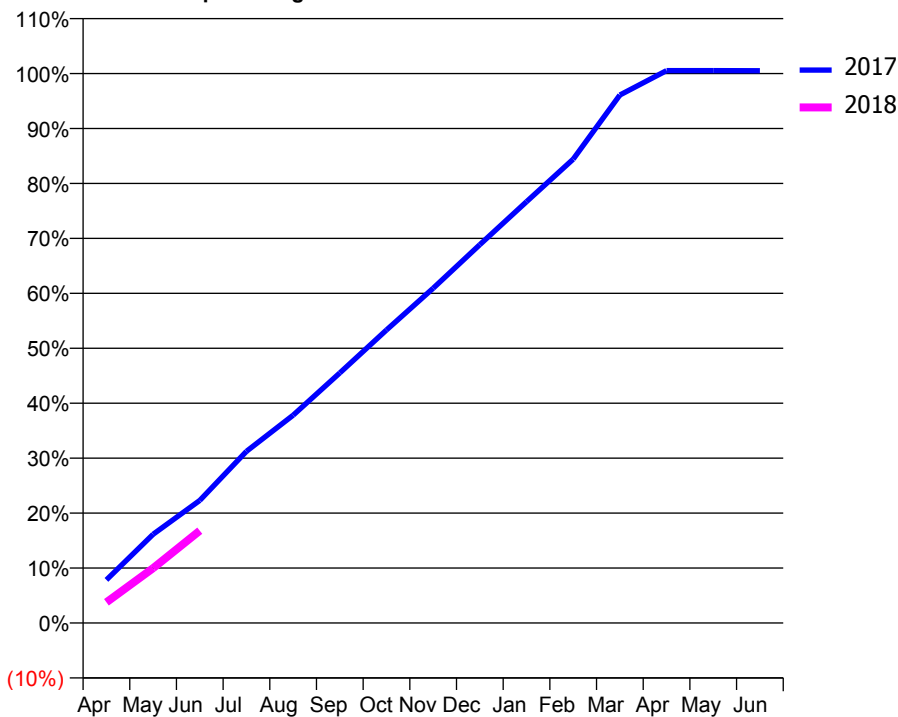
ACCESS*

Patients seen in 24 months	Total	Change since previous quarter
Quarter ending June 2016	7,017	
Quarter ending September 2016	6,882	↓
Quarter ending December 2016	6,842	→
Quarter ending March 2017	6,909	→
Quarter ending June 2017	6,947	→
Variance since June 2016	(1.0%)	→



ACTIVITY

Cumulative percentage of contracted UDA delivered 2017 & 2018



Month	Adjusted Scheduled Activity (UDA)	
	2017	2018
April	1,581	758
May	3,247	2,011
June	4,487	3,382
July	6,285	
August	7,604	
September	9,152	
October	10,726	
November	12,250	
December	13,847	
January	15,419	
February	16,978	
March	19,322	
April	20,216	
May	20,216	
June	20,214	

QUALITY

	Quantity	Base Number	Contract	AT	Region	England
% of FP17s for the same patient ID Re-attending within 3 months - Children	105	676	15.5%	12.1%	13.0%	12.0%
% of FP17s for the same patient ID Re-attending within 3 months - Adults	346	1,651	21.0%	16.9%	16.6%	16.0%
% of FP17s for the same patient ID Re-attending between 3 & 9 months - Children	395	676	58.4%	57.7%	59.5%	58.0%
% of FP17s for the same patient ID Re-attending between 3 & 9 months - Adults	775	1,651	46.9%	51.0%	53.1%	50.9%
% of FP17s for Band 1 Urgent Courses	233	1,675	13.9%	10.6%	9.3%	9.1%
% of FP17s Relating to Free Repair or Replacements	12	1,675	0.7%	0.9%	1.0%	0.8%
% of FP17s Relating to Continuations	0	1,675	0.0%	1.1%	1.3%	1.1%
% of Patients satisfied with the dentistry they have received	5	5	N/A	91.0%	91.9%	91.7%
% of Patients satisfied with the time they had to wait for an appointment	3	5	N/A	87.5%	88.7%	88.0%

* This is based on patients treated on this contract for their most recent course of treatment. Figures in italics indicate the base number of FP17s or Patient Questionnaire responses are less than 100. N/A is shown where the base number of responses is less than 10 during the period. % is calculated as Quantity/Base number*100

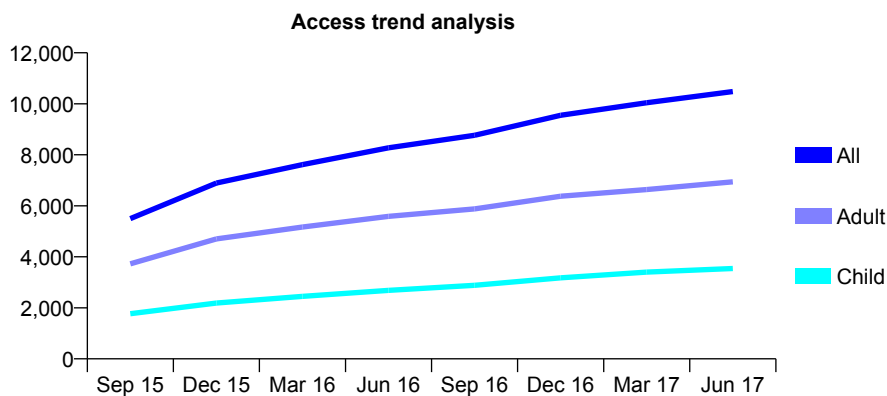
Q46 - Vital Signs At a Glance Contract Report for 109266/0001 - June 2017

Name or company name	Urgent Dental Care Ltd
Contract type name	GDS Contract
Purpose of contract	General
Contract start date	01/09/2013
Contract end date	

17/18 Contracted general activity (UDA)	30,800
Carry forward general activity (UDA)	0
17/18 Contracted orthodontic activity (UOA)	0
Carry forward orthodontic activity (UOA)	0
Baseline contract value	£785,780.23

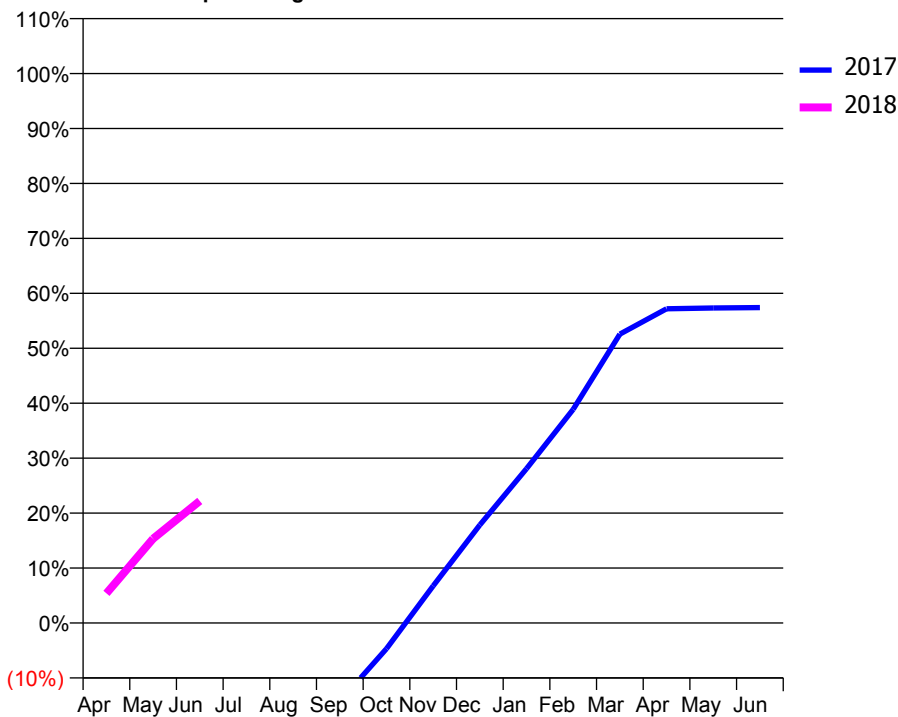
ACCESS*

Patients seen in 24 months	Total	Change since previous quarter
Quarter ending June 2016	8,274	
Quarter ending September 2016	8,768	↑
Quarter ending December 2016	9,552	↑
Quarter ending March 2017	10,041	↑
Quarter ending June 2017	10,479	↑
Variance since June 2016	26.6%	↑



ACTIVITY

Cumulative percentage of contracted UDA delivered 2017 & 2018



Month	Adjusted Scheduled Activity (UDA)	
	2017	2018
April	-15,354	1,660
May	-12,498	4,726
June	-10,701	6,841
July	-7,924	
August	-5,718	
September	-3,886	
October	-1,270	
November	1,835	
December	4,840	
January	7,620	
February	10,549	
March	14,260	
April	15,506	
May	15,546	
June	15,567	

QUALITY

	Quantity	Base Number	Contract	AT	Region	England
% of FP17s for the same patient ID Re-attending within 3 months - Children	141	1,247	11.3%	12.1%	13.0%	12.0%
% of FP17s for the same patient ID Re-attending within 3 months - Adults	345	2,125	16.2%	16.9%	16.6%	16.0%
% of FP17s for the same patient ID Re-attending between 3 & 9 months - Children	687	1,247	55.1%	57.7%	59.5%	58.0%
% of FP17s for the same patient ID Re-attending between 3 & 9 months - Adults	956	2,125	45.0%	51.0%	53.1%	50.9%
% of FP17s for Band 1 Urgent Courses	245	2,882	8.5%	10.6%	9.3%	9.1%
% of FP17s Relating to Free Repair or Replacements	20	2,882	0.7%	0.9%	1.0%	0.8%
% of FP17s Relating to Continuations	10	2,882	0.3%	1.1%	1.3%	1.1%
% of Patients satisfied with the dentistry they have received	4	5	N/A	91.0%	91.9%	91.7%
% of Patients satisfied with the time they had to wait for an appointment	4	5	N/A	87.5%	88.7%	88.0%

* This is based on patients treated on this contract for their most recent course of treatment. Figures in italics indicate the base number of FP17s or Patient Questionnaire responses are less than 100. N/A is shown where the base number of responses is less than 10 during the period. % is calculated as Quantity/Base number*100

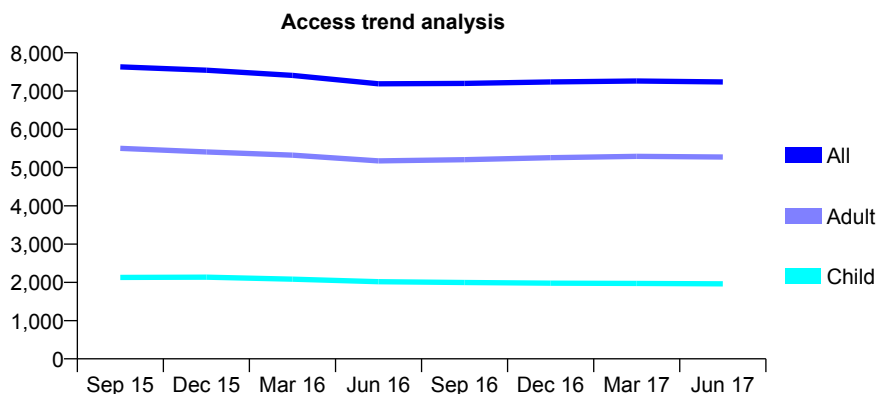
Q46 - Vital Signs At a Glance Contract Report for 109703/0001 - June 2017

Name or company name	Clarendon Dental Practice
Contract type name	GDS Contract
Purpose of contract	General
Contract start date	01/04/2009
Contract end date	

17/18 Contracted general activity (UDA)	23,600
Carry forward general activity (UDA)	0
17/18 Contracted orthodontic activity (UOA)	0
Carry forward orthodontic activity (UOA)	0
Baseline contract value	£776,345.58

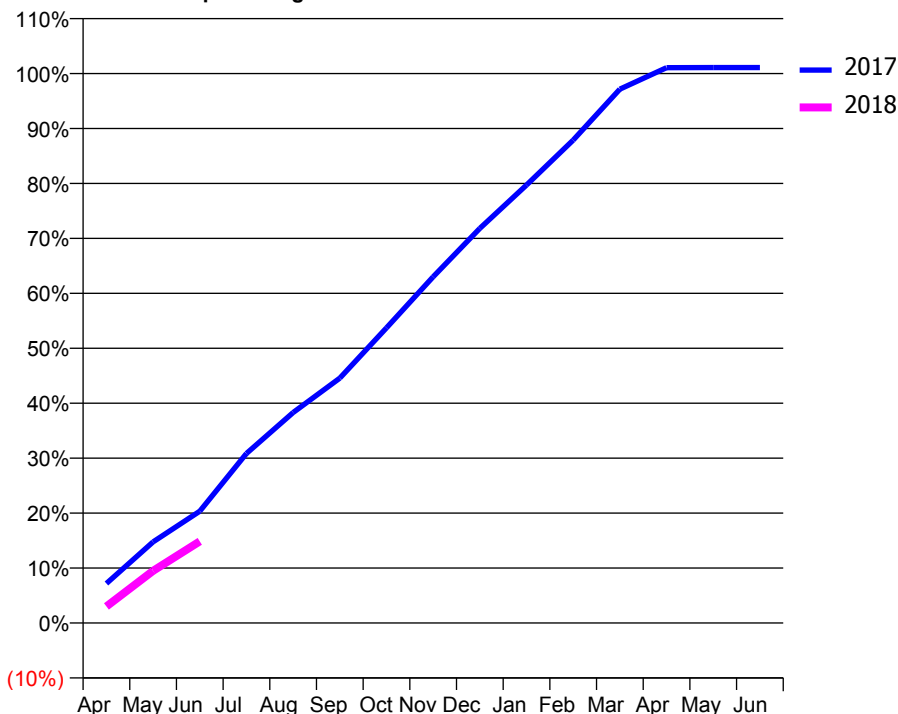
ACCESS*

Patients seen in 24 months	Total	Change since previous quarter
Quarter ending June 2016	7,191	
Quarter ending September 2016	7,200	→
Quarter ending December 2016	7,237	→
Quarter ending March 2017	7,262	→
Quarter ending June 2017	7,238	→
Variance since June 2016	0.7%	→



ACTIVITY

Cumulative percentage of contracted UDA delivered 2017 & 2018



Month	Adjusted Scheduled Activity (UDA)	
	2017	2018
April	1,698	711
May	3,487	2,240
June	4,799	3,510
July	7,280	
August	9,040	
September	10,519	
October	12,679	
November	14,871	
December	16,947	
January	18,813	
February	20,741	
March	22,925	
April	23,850	
May	23,856	
June	23,857	

QUALITY

	Quantity	Base Number	Contract	AT	Region	England
% of FP17s for the same patient ID Re-attending within 3 months - Children	37	629	5.9%	12.1%	13.0%	12.0%
% of FP17s for the same patient ID Re-attending within 3 months - Adults	196	1,550	12.6%	16.9%	16.6%	16.0%
% of FP17s for the same patient ID Re-attending between 3 & 9 months - Children	368	629	58.5%	57.7%	59.5%	58.0%
% of FP17s for the same patient ID Re-attending between 3 & 9 months - Adults	781	1,550	50.4%	51.0%	53.1%	50.9%
% of FP17s for Band 1 Urgent Courses	194	1,749	11.1%	10.6%	9.3%	9.1%
% of FP17s Relating to Free Repair or Replacements	16	1,749	0.9%	0.9%	1.0%	0.8%
% of FP17s Relating to Continuations	25	1,749	1.4%	1.1%	1.3%	1.1%
% of Patients satisfied with the dentistry they have received	3	3	N/A	91.0%	91.9%	91.7%
% of Patients satisfied with the time they had to wait for an appointment	3	3	N/A	87.5%	88.7%	88.0%

* This is based on patients treated on this contract for their most recent course of treatment. Figures in italics indicate the base number of FP17s or Patient Questionnaire responses are less than 100. N/A is shown where the base number of responses is less than 10 during the period. % is calculated as Quantity/Base number*100

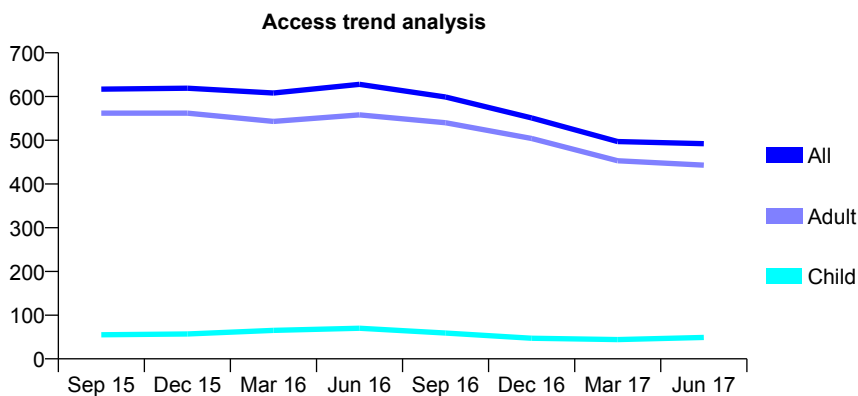
Q46 - Vital Signs At a Glance Contract Report for 109703/0002 - June 2017

Name or company name	Clarendon Dental Practice
Contract type name	GDS Contract
Purpose of contract	General
Contract start date	01/04/2009
Contract end date	

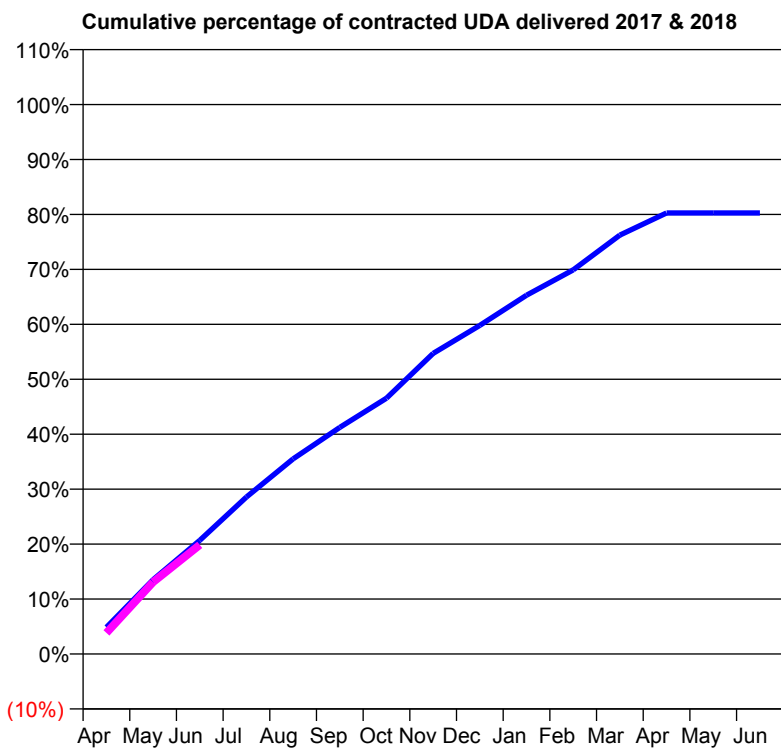
17/18 Contracted general activity (UDA)	985
Carry forward general activity (UDA)	0
17/18 Contracted orthodontic activity (UOA)	0
Carry forward orthodontic activity (UOA)	0
Baseline contract value	£39,034.65

ACCESS*

Patients seen in 24 months	Total	Change since previous quarter
Quarter ending June 2016	628	
Quarter ending September 2016	599	↓
Quarter ending December 2016	551	↓
Quarter ending March 2017	497	↓
Quarter ending June 2017	492	↓
Variance since June 2016	(21.7%)	↓



ACTIVITY



Adjusted Scheduled Activity (UDA)		
Month	2017	2018
April	48	38
May	133	129
June	204	196
July	281	
August	350	
September	406	
October	459	
November	539	
December	589	
January	643	
February	689	
March	751	
April	791	
May	791	
June	791	

QUALITY

	Quantity	Base Number	Contract	AT	Region	England
% of FP17s for the same patient ID Re-attending within 3 months - Children	0	22	0.0%	12.1%	13.0%	12.0%
% of FP17s for the same patient ID Re-attending within 3 months - Adults	10	174	5.7%	16.9%	16.6%	16.0%
% of FP17s for the same patient ID Re-attending between 3 & 9 months - Children	2	22	9.1%	57.7%	59.5%	58.0%
% of FP17s for the same patient ID Re-attending between 3 & 9 months - Adults	3	174	1.7%	51.0%	53.1%	50.9%
% of FP17s for Band 1 Urgent Courses	153	163	93.9%	10.6%	9.3%	9.1%
% of FP17s Relating to Free Repair or Replacements	0	163	0.0%	0.9%	1.0%	0.8%
% of FP17s Relating to Continuations	0	163	0.0%	1.1%	1.3%	1.1%
% of Patients satisfied with the dentistry they have received	1	1	N/A	91.0%	91.9%	91.7%
% of Patients satisfied with the time they had to wait for an appointment	1	1	N/A	87.5%	88.7%	88.0%

* This is based on patients treated on this contract for their most recent course of treatment. Figures in italics indicate the base number of FP17s or Patient Questionnaire responses are less than 100. N/A is shown where the base number of responses is less than 10 during the period. % is calculated as Quantity/Base number*100

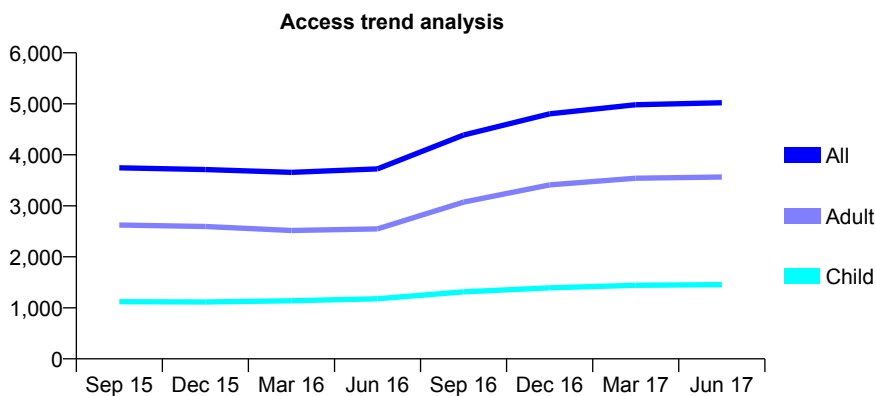
Q46 - Vital Signs At a Glance Contract Report for 109800/0001 - June 2017

Name or company name	Pinfold Dental Practice
Contract type name	GDS Contract
Purpose of contract	General
Contract start date	01/02/2008
Contract end date	

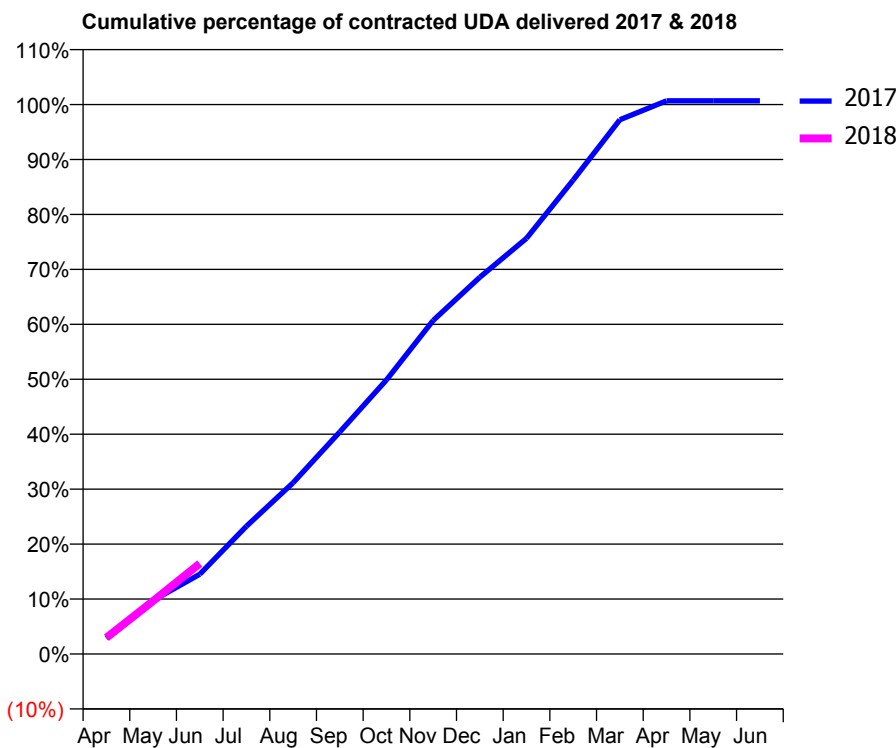
17/18 Contracted general activity (UDA)	19,500
Carry forward general activity (UDA)	0
17/18 Contracted orthodontic activity (UOA)	0
Carry forward orthodontic activity (UOA)	0
Baseline contract value	£594,515.24

ACCESS*

Patients seen in 24 months	Total	Change since previous quarter
Quarter ending June 2016	3,725	
Quarter ending September 2016	4,388	↑
Quarter ending December 2016	4,803	↑
Quarter ending March 2017	4,982	↑
Quarter ending June 2017	5,021	→
Variance since June 2016	34.8%	↑



ACTIVITY



Month	Adjusted Scheduled Activity (UDA)	
	2017	2018
April	533	581
May	1,820	1,883
June	2,714	3,212
July	4,346	
August	5,823	
September	7,549	
October	9,318	
November	11,338	
December	12,804	
January	14,130	
February	16,110	
March	18,158	
April	18,802	
May	18,802	
June	18,802	

QUALITY

	Quantity	Base Number	Contract	AT	Region	England
% of FP17s for the same patient ID Re-attending within 3 months - Children	47	472	10.0%	12.1%	13.0%	12.0%
% of FP17s for the same patient ID Re-attending within 3 months - Adults	233	1,120	20.8%	16.9%	16.6%	16.0%
% of FP17s for the same patient ID Re-attending between 3 & 9 months - Children	275	472	58.3%	57.7%	59.5%	58.0%
% of FP17s for the same patient ID Re-attending between 3 & 9 months - Adults	599	1,120	53.5%	51.0%	53.1%	50.9%
% of FP17s for Band 1 Urgent Courses	159	1,359	11.7%	10.6%	9.3%	9.1%
% of FP17s Relating to Free Repair or Replacements	8	1,359	0.6%	0.9%	1.0%	0.8%
% of FP17s Relating to Continuations	49	1,359	3.6%	1.1%	1.3%	1.1%
% of Patients satisfied with the dentistry they have received	6	6	N/A	91.0%	91.9%	91.7%
% of Patients satisfied with the time they had to wait for an appointment	6	6	N/A	87.5%	88.7%	88.0%

* This is based on patients treated on this contract for their most recent course of treatment. Figures in italics indicate the base number of FP17s or Patient Questionnaire responses are less than 100. N/A is shown where the base number of responses is less than 10 during the period. % is calculated as Quantity/Base number*100

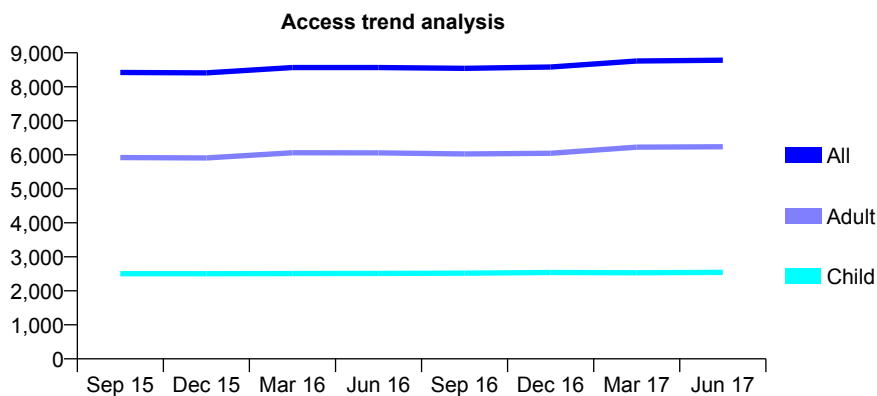
Q46 - Vital Signs At a Glance Contract Report for 109851/0002 - June 2017

Name or company name	Wood & Woolfstein Dental Surgery
Contract type name	GDS Contract
Purpose of contract	General
Contract start date	01/04/2009
Contract end date	

17/18 Contracted general activity (UDA)	29,704
Carry forward general activity (UDA)	0
17/18 Contracted orthodontic activity (UOA)	0
Carry forward orthodontic activity (UOA)	0
Baseline contract value	£968,814.34

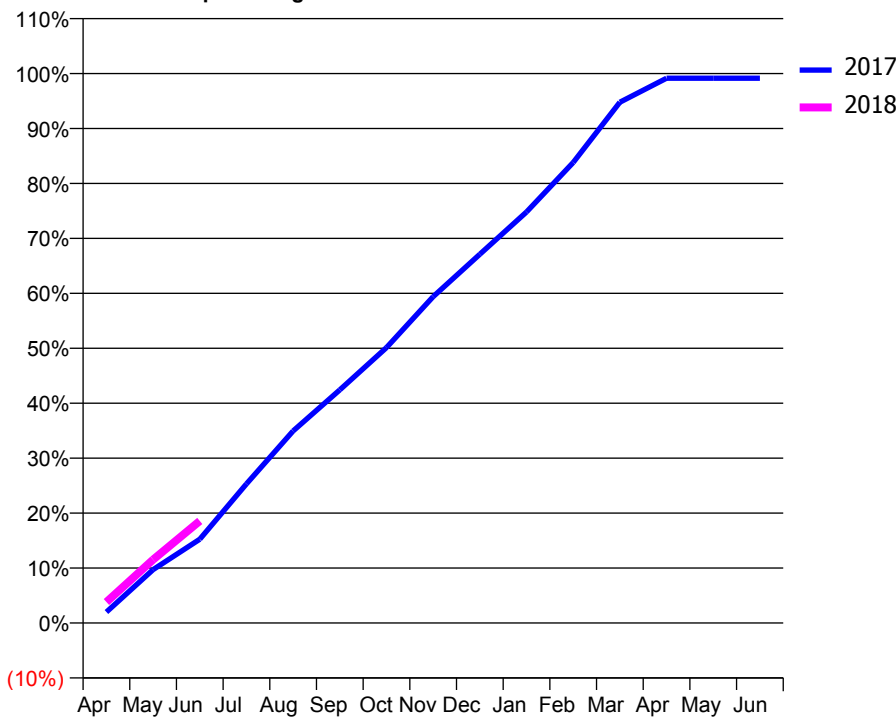
ACCESS*

Patients seen in 24 months	Total	Change since previous quarter
Quarter ending June 2016	8,565	
Quarter ending September 2016	8,542	→
Quarter ending December 2016	8,584	→
Quarter ending March 2017	8,757	↑
Quarter ending June 2017	8,782	→
Variance since June 2016	2.5%	↑



ACTIVITY

Cumulative percentage of contracted UDA delivered 2017 & 2018



Month	Adjusted Scheduled Activity (UDA)	
	2017	2018
April	597	1,133
May	2,887	3,428
June	4,527	5,520
July	7,520	
August	10,382	
September	12,605	
October	14,892	
November	17,642	
December	19,934	
January	22,218	
February	24,891	
March	28,151	
April	29,447	
May	29,450	
June	29,450	

QUALITY

	Quantity	Base Number	Contract	AT	Region	England
% of FP17s for the same patient ID Re-attending within 3 months - Children	84	1,066	7.9%	12.1%	13.0%	12.0%
% of FP17s for the same patient ID Re-attending within 3 months - Adults	402	2,395	16.8%	16.9%	16.6%	16.0%
% of FP17s for the same patient ID Re-attending between 3 & 9 months - Children	783	1,066	73.5%	57.7%	59.5%	58.0%
% of FP17s for the same patient ID Re-attending between 3 & 9 months - Adults	1,567	2,395	65.4%	51.0%	53.1%	50.9%
% of FP17s for Band 1 Urgent Courses	202	2,907	6.9%	10.6%	9.3%	9.1%
% of FP17s Relating to Free Repair or Replacements	22	2,907	0.8%	0.9%	1.0%	0.8%
% of FP17s Relating to Continuations	8	2,907	0.3%	1.1%	1.3%	1.1%
% of Patients satisfied with the dentistry they have received	15	15	100.0%	91.0%	91.9%	91.7%
% of Patients satisfied with the time they had to wait for an appointment	15	15	100.0%	87.5%	88.7%	88.0%

* This is based on patients treated on this contract for their most recent course of treatment. Figures in italics indicate the base number of FP17s or Patient Questionnaire responses are less than 100. N/A is shown where the base number of responses is less than 10 during the period. % is calculated as Quantity/Base number*100

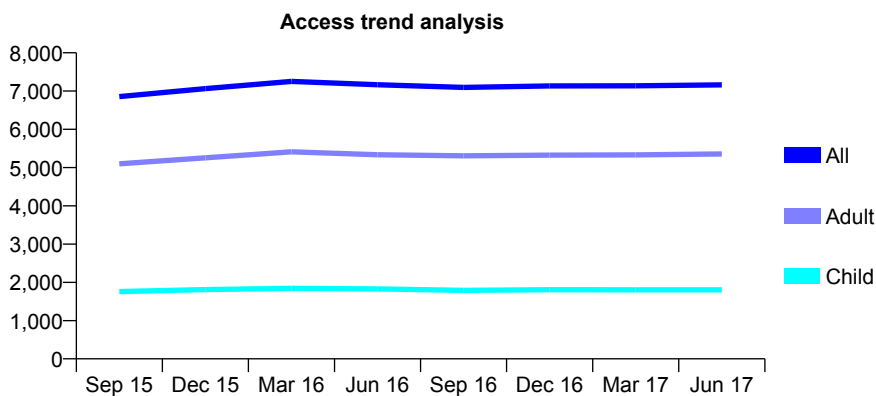
Q46 - Vital Signs At a Glance Contract Report for 110264/0001 - June 2017

Name or company name	Spring Lane Dental Practice Ltd
Contract type name	GDS Contract
Purpose of contract	General
Contract start date	07/04/2014
Contract end date	

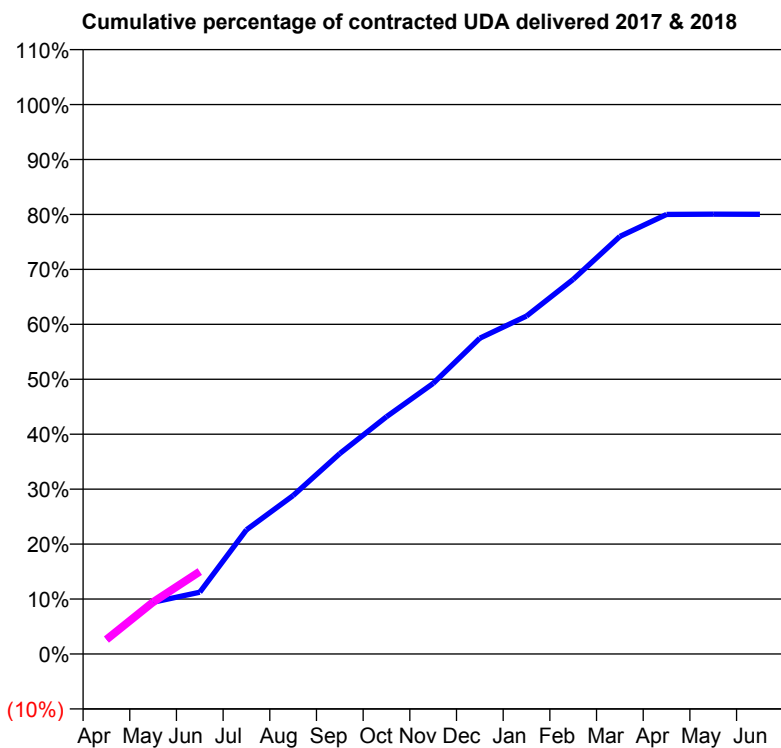
17/18 Contracted general activity (UDA)	21,657
Carry forward general activity (UDA)	0
17/18 Contracted orthodontic activity (UOA)	0
Carry forward orthodontic activity (UOA)	0
Baseline contract value	£602,265.93

ACCESS*

Patients seen in 24 months	Total	Change since previous quarter
Quarter ending June 2016	7,164	
Quarter ending September 2016	7,096	→
Quarter ending December 2016	7,135	→
Quarter ending March 2017	7,138	→
Quarter ending June 2017	7,160	→
Variance since June 2016	(0.1%)	→



ACTIVITY



Month	Adjusted Scheduled Activity (UDA)	
	2017	2018
April	585	570
May	2,043	2,048
June	2,435	3,253
July	4,894	
August	6,247	
September	7,904	
October	9,351	
November	10,664	
December	12,445	
January	13,320	
February	14,765	
March	16,456	
April	17,324	
May	17,337	
June	17,330	

QUALITY

	Quantity	Base Number	Contract	AT	Region	England
% of FP17s for the same patient ID Re-attending within 3 months - Children	28	644	4.3%	12.1%	13.0%	12.0%
% of FP17s for the same patient ID Re-attending within 3 months - Adults	173	1,681	10.3%	16.9%	16.6%	16.0%
% of FP17s for the same patient ID Re-attending between 3 & 9 months - Children	423	644	65.7%	57.7%	59.5%	58.0%
% of FP17s for the same patient ID Re-attending between 3 & 9 months - Adults	820	1,681	48.8%	51.0%	53.1%	50.9%
% of FP17s for Band 1 Urgent Courses	99	1,909	5.2%	10.6%	9.3%	9.1%
% of FP17s Relating to Free Repair or Replacements	28	1,909	1.5%	0.9%	1.0%	0.8%
% of FP17s Relating to Continuations	4	1,909	0.2%	1.1%	1.3%	1.1%
% of Patients satisfied with the dentistry they have received	8	9	N/A	91.0%	91.9%	91.7%
% of Patients satisfied with the time they had to wait for an appointment	8	9	N/A	87.5%	88.7%	88.0%

* This is based on patients treated on this contract for their most recent course of treatment. Figures in italics indicate the base number of FP17s or Patient Questionnaire responses are less than 100. N/A is shown where the base number of responses is less than 10 during the period. % is calculated as Quantity/Base number*100

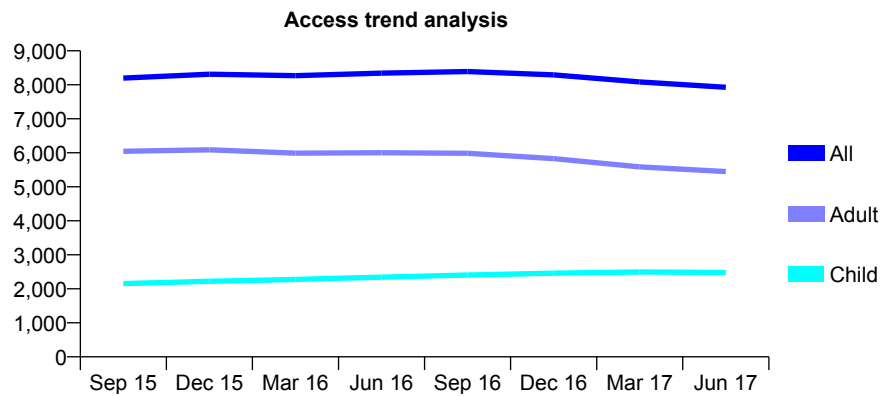
Q46 - Vital Signs At a Glance Contract Report for 111937/0001 - June 2017

Name or company name	Deane Dental
Contract type name	GDS Contract
Purpose of contract	General
Contract start date	01/04/2011
Contract end date	

17/18 Contracted general activity (UDA)	26,200
Carry forward general activity (UDA)	0
17/18 Contracted orthodontic activity (UOA)	0
Carry forward orthodontic activity (UOA)	0
Baseline contract value	£681,701.97

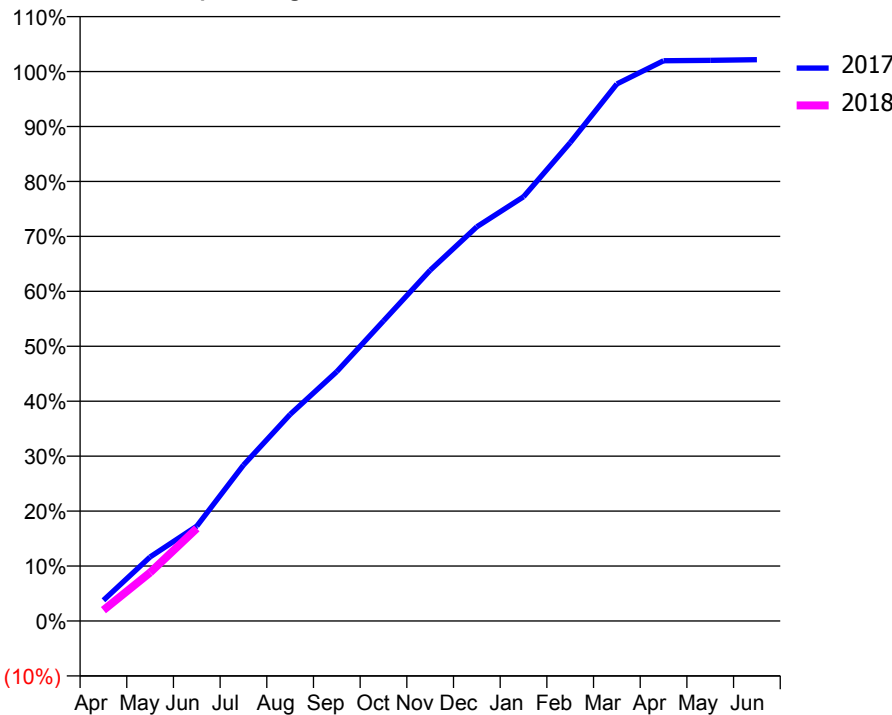
ACCESS*

Patients seen in 24 months	Total	Change since previous quarter
Quarter ending June 2016	8,345	
Quarter ending September 2016	8,390	→
Quarter ending December 2016	8,292	↓
Quarter ending March 2017	8,084	↓
Quarter ending June 2017	7,928	↓
Variance since June 2016	(5.0%)	↓



ACTIVITY

Cumulative percentage of contracted UDA delivered 2017 & 2018



Month	Adjusted Scheduled Activity (UDA)	
	2017	2018
April	986	520
May	3,056	2,312
June	4,523	4,414
July	7,434	
August	9,851	
September	11,895	
October	14,310	
November	16,723	
December	18,800	
January	20,230	
February	22,809	
March	25,609	
April	26,713	
May	26,731	
June	26,764	

QUALITY

	Quantity	Base Number	Contract	AT	Region	England
% of FP17s for the same patient ID Re-attending within 3 months - Children	108	940	11.5%	12.1%	13.0%	12.0%
% of FP17s for the same patient ID Re-attending within 3 months - Adults	355	1,645	21.6%	16.9%	16.6%	16.0%
% of FP17s for the same patient ID Re-attending between 3 & 9 months - Children	591	940	62.9%	57.7%	59.5%	58.0%
% of FP17s for the same patient ID Re-attending between 3 & 9 months - Adults	784	1,645	47.7%	51.0%	53.1%	50.9%
% of FP17s for Band 1 Urgent Courses	447	2,114	21.1%	10.6%	9.3%	9.1%
% of FP17s Relating to Free Repair or Replacements	45	2,114	2.1%	0.9%	1.0%	0.8%
% of FP17s Relating to Continuations	4	2,114	0.2%	1.1%	1.3%	1.1%
% of Patients satisfied with the dentistry they have received	4	6	N/A	91.0%	91.9%	91.7%
% of Patients satisfied with the time they had to wait for an appointment	3	6	N/A	87.5%	88.7%	88.0%

* This is based on patients treated on this contract for their most recent course of treatment. Figures in italics indicate the base number of FP17s or Patient Questionnaire responses are less than 100. N/A is shown where the base number of responses is less than 10 during the period. % is calculated as Quantity/Base number*100

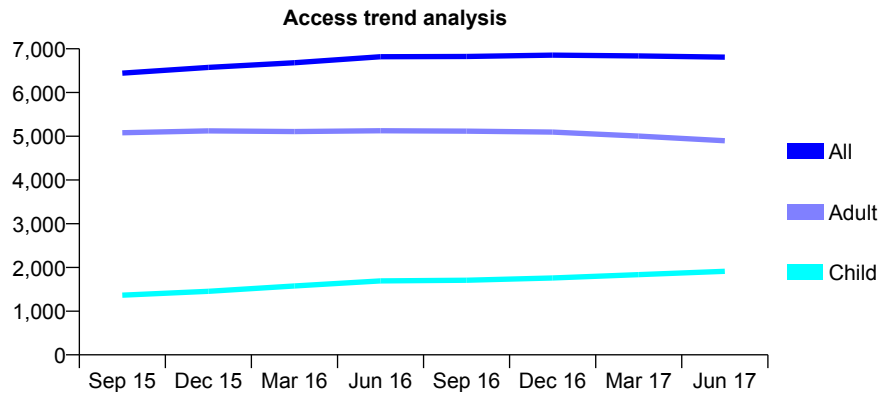
Q46 - Vital Signs At a Glance Contract Report for 112429/0001 - June 2017

Name or company name	Bolton and Bury Dental Practice Partnership
Contract type name	GDS Contract
Purpose of contract	General
Contract start date	01/03/2013
Contract end date	

17/18 Contracted general activity (UDA)	20,000
Carry forward general activity (UDA)	0
17/18 Contracted orthodontic activity (UOA)	0
Carry forward orthodontic activity (UOA)	0
Baseline contract value	£635,716.70

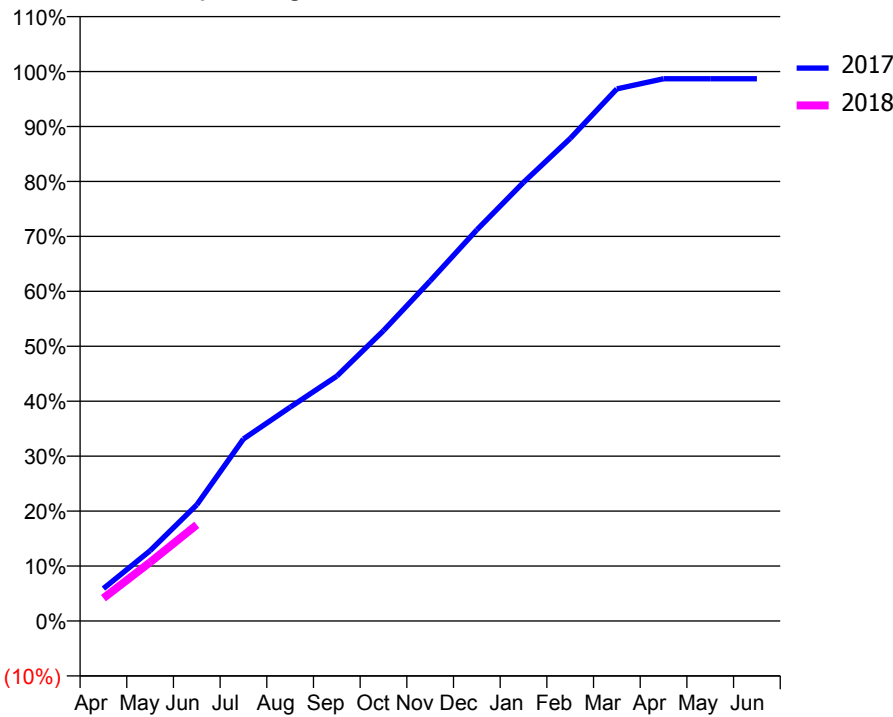
ACCESS*

Patients seen in 24 months	Total	Change since previous quarter
Quarter ending June 2016	6,817	
Quarter ending September 2016	6,825	→
Quarter ending December 2016	6,854	→
Quarter ending March 2017	6,838	→
Quarter ending June 2017	6,810	→
Variance since June 2016	(0.1%)	→



ACTIVITY

Cumulative percentage of contracted UDA delivered 2017 & 2018



Month	Adjusted Scheduled Activity (UDA)	
	2017	2018
April	1,182	831
May	2,561	2,140
June	4,232	3,499
July	6,630	
August	7,781	
September	8,915	
October	10,569	
November	12,379	
December	14,239	
January	15,965	
February	17,560	
March	19,368	
April	19,735	
May	19,737	
June	19,738	

QUALITY

	Quantity	Base Number	Contract	AT	Region	England
% of FP17s for the same patient ID Re-attending within 3 months - Children	38	661	5.7%	12.1%	13.0%	12.0%
% of FP17s for the same patient ID Re-attending within 3 months - Adults	156	1,321	11.8%	16.9%	16.6%	16.0%
% of FP17s for the same patient ID Re-attending between 3 & 9 months - Children	419	661	63.4%	57.7%	59.5%	58.0%
% of FP17s for the same patient ID Re-attending between 3 & 9 months - Adults	662	1,321	50.1%	51.0%	53.1%	50.9%
% of FP17s for Band 1 Urgent Courses	167	1,767	9.5%	10.6%	9.3%	9.1%
% of FP17s Relating to Free Repair or Replacements	11	1,767	0.6%	0.9%	1.0%	0.8%
% of FP17s Relating to Continuations	14	1,767	0.8%	1.1%	1.3%	1.1%
% of Patients satisfied with the dentistry they have received	15	16	93.8%	91.0%	91.9%	91.7%
% of Patients satisfied with the time they had to wait for an appointment	16	16	100.0%	87.5%	88.7%	88.0%

* This is based on patients treated on this contract for their most recent course of treatment. Figures in italics indicate the base number of FP17s or Patient Questionnaire responses are less than 100. N/A is shown where the base number of responses is less than 10 during the period. % is calculated as Quantity/Base number*100

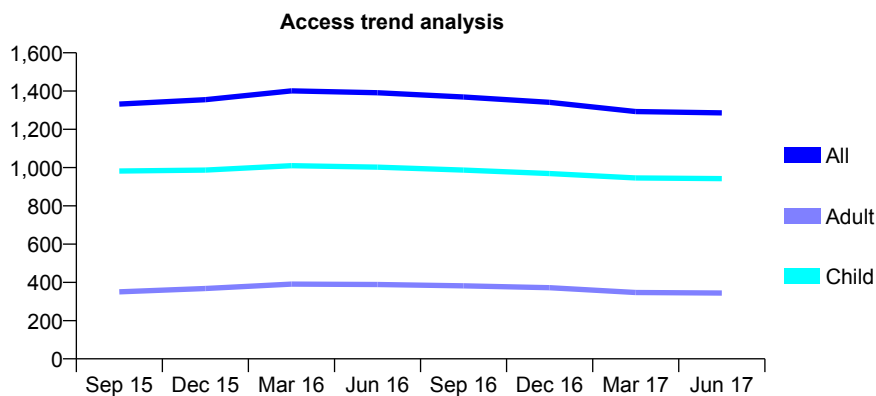
Q46 - Vital Signs At a Glance Contract Report for 112682/0001 - June 2017

Name or company name	Pemberton Dental Practice
Contract type name	GDS Contract
Purpose of contract	General
Contract start date	01/04/2014
Contract end date	

17/18 Contracted general activity (UDA)	5,500
Carry forward general activity (UDA)	0
17/18 Contracted orthodontic activity (UOA)	0
Carry forward orthodontic activity (UOA)	0
Baseline contract value	£134,831.31

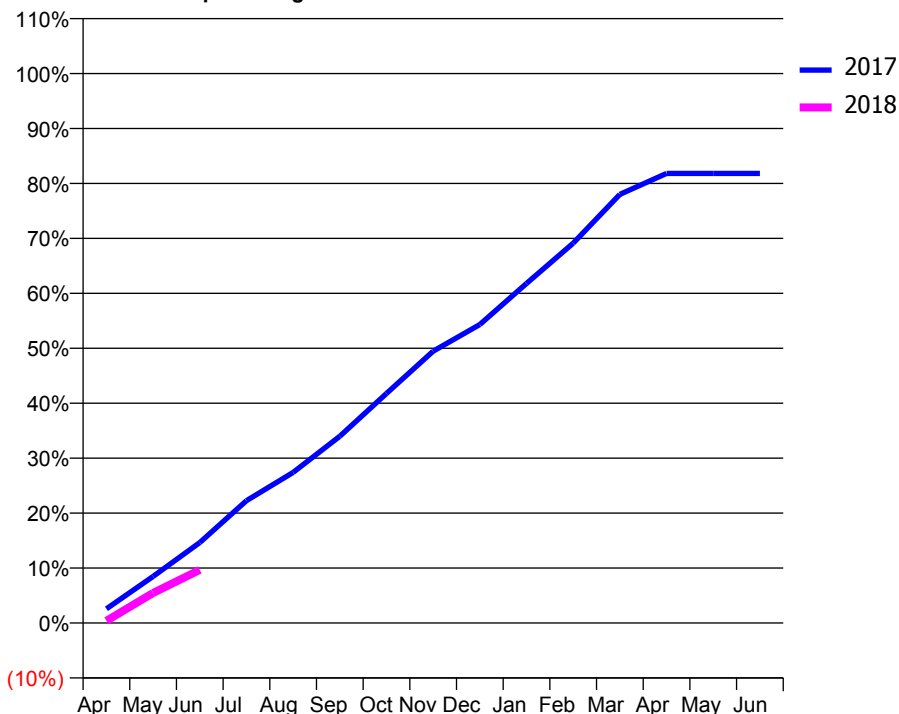
ACCESS*

Patients seen in 24 months	Total	Change since previous quarter
Quarter ending June 2016	1,391	
Quarter ending September 2016	1,369	↓
Quarter ending December 2016	1,341	↓
Quarter ending March 2017	1,293	↓
Quarter ending June 2017	1,286	→
Variance since June 2016	(7.5%)	↓



ACTIVITY

Cumulative percentage of contracted UDA delivered 2017 & 2018



Adjusted Scheduled Activity (UDA)

Month	2017	2018
April	114	22
May	373	301
June	645	532
July	979	
August	1,206	
September	1,495	
October	1,839	
November	2,177	
December	2,391	
January	2,719	
February	3,042	
March	3,433	
April	3,600	
May	3,600	
June	3,600	

QUALITY

	Quantity	Base Number	Contract	AT	Region	England
% of FP17s for the same patient ID Re-attending within 3 months - Children	43	346	12.4%	12.1%	13.0%	12.0%
% of FP17s for the same patient ID Re-attending within 3 months - Adults	10	74	13.5%	16.9%	16.6%	16.0%
% of FP17s for the same patient ID Re-attending between 3 & 9 months - Children	220	346	63.6%	57.7%	59.5%	58.0%
% of FP17s for the same patient ID Re-attending between 3 & 9 months - Adults	54	74	73.0%	51.0%	53.1%	50.9%
% of FP17s for Band 1 Urgent Courses	10	331	3.0%	10.6%	9.3%	9.1%
% of FP17s Relating to Free Repair or Replacements	0	331	0.0%	0.9%	1.0%	0.8%
% of FP17s Relating to Continuations	0	331	0.0%	1.1%	1.3%	1.1%
% of Patients satisfied with the dentistry they have received	0	0	N/A	91.0%	91.9%	91.7%
% of Patients satisfied with the time they had to wait for an appointment	0	0	N/A	87.5%	88.7%	88.0%

* This is based on patients treated on this contract for their most recent course of treatment. Figures in italics indicate the base number of FP17s or Patient Questionnaire responses are less than 100. N/A is shown where the base number of responses is less than 10 during the period. % is calculated as Quantity/Base number*100

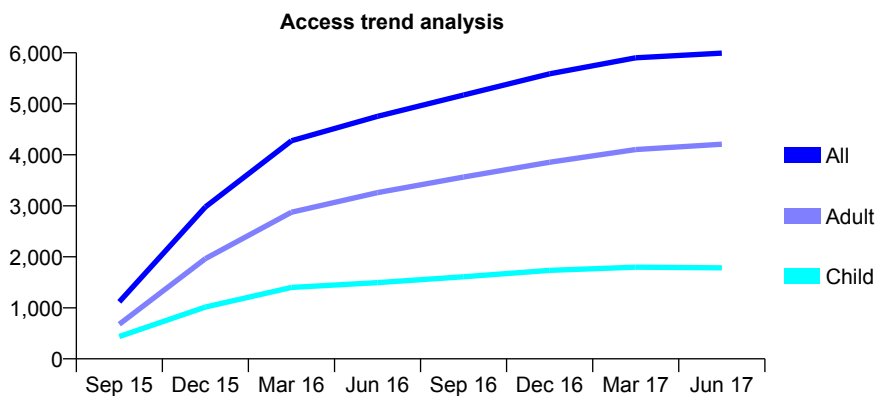
Q46 - Vital Signs At a Glance Contract Report for 112836/0001 - June 2017

Name or company name	Ripponden Road Dental Practice Partnersh
Contract type name	GDS Contract
Purpose of contract	General
Contract start date	30/07/2015
Contract end date	

17/18 Contracted general activity (UDA)	17,909
Carry forward general activity (UDA)	0
17/18 Contracted orthodontic activity (UOA)	0
Carry forward orthodontic activity (UOA)	0
Baseline contract value	£544,289.40

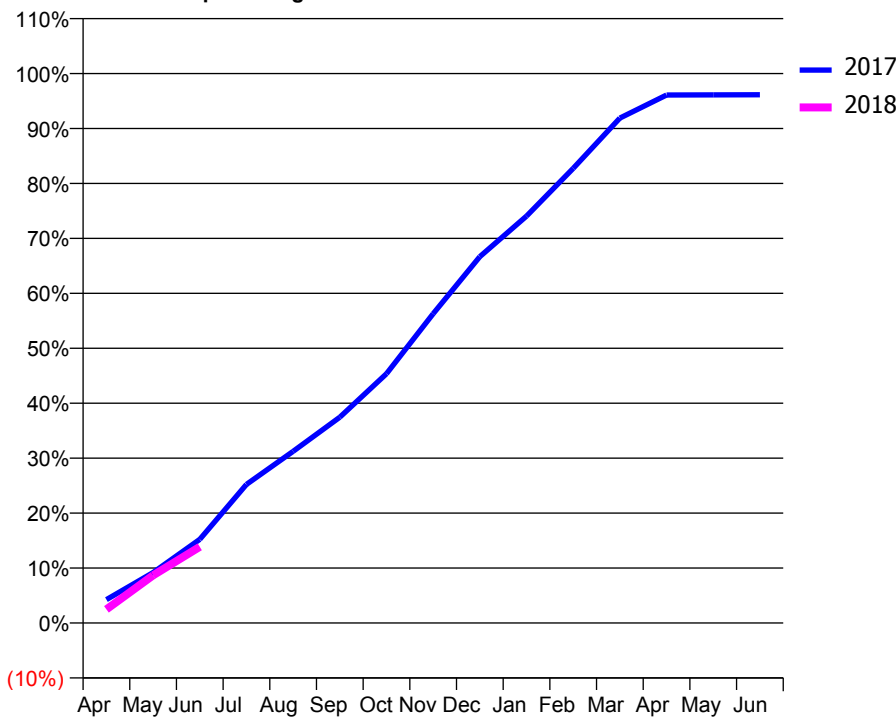
ACCESS*

Patients seen in 24 months	Total	Change since previous quarter
Quarter ending June 2016	4,753	
Quarter ending September 2016	5,173	↑
Quarter ending December 2016	5,589	↑
Quarter ending March 2017	5,902	↑
Quarter ending June 2017	5,994	→
Variance since June 2016	26.1%	↑



ACTIVITY

Cumulative percentage of contracted UDA delivered 2017 & 2018



Month	Adjusted Scheduled Activity (UDA)	
	2017	2018
April	761	445
May	1,645	1,555
June	2,727	2,484
July	4,517	
August	5,597	
September	6,707	
October	8,126	
November	10,082	
December	11,940	
January	13,262	
February	14,816	
March	16,454	
April	17,207	
May	17,214	
June	17,215	

QUALITY

	Quantity	Base Number	Contract	AT	Region	England
% of FP17s for the same patient ID Re-attending within 3 months - Children	34	456	7.5%	12.1%	13.0%	12.0%
% of FP17s for the same patient ID Re-attending within 3 months - Adults	180	1,195	15.1%	16.9%	16.6%	16.0%
% of FP17s for the same patient ID Re-attending between 3 & 9 months - Children	328	456	71.9%	57.7%	59.5%	58.0%
% of FP17s for the same patient ID Re-attending between 3 & 9 months - Adults	716	1,195	59.9%	51.0%	53.1%	50.9%
% of FP17s for Band 1 Urgent Courses	126	1,309	9.6%	10.6%	9.3%	9.1%
% of FP17s Relating to Free Repair or Replacements	1	1,309	0.1%	0.9%	1.0%	0.8%
% of FP17s Relating to Continuations	14	1,309	1.1%	1.1%	1.3%	1.1%
% of Patients satisfied with the dentistry they have received	4	4	N/A	91.0%	91.9%	91.7%
% of Patients satisfied with the time they had to wait for an appointment	4	4	N/A	87.5%	88.7%	88.0%

* This is based on patients treated on this contract for their most recent course of treatment. Figures in italics indicate the base number of FP17s or Patient Questionnaire responses are less than 100. N/A is shown where the base number of responses is less than 10 during the period. % is calculated as Quantity/Base number*100

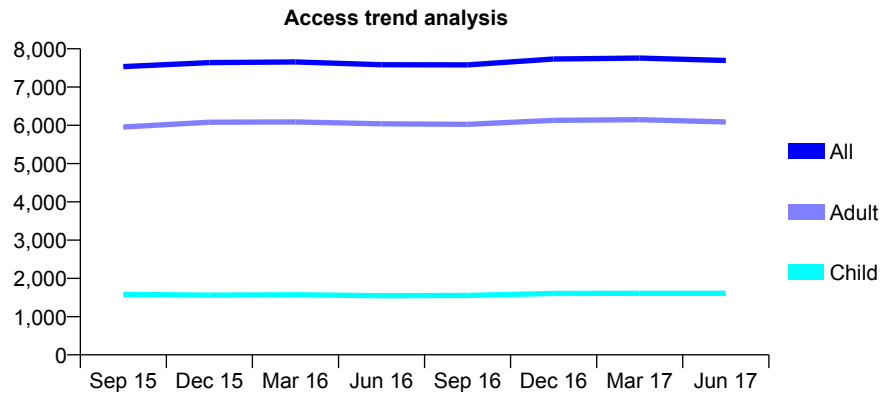
Q46 - Vital Signs At a Glance Contract Report for 114022/0001 - June 2017

Name or company name	Marjory Lees Dental Centre
Contract type name	GDS Contract
Purpose of contract	General
Contract start date	01/03/2014
Contract end date	

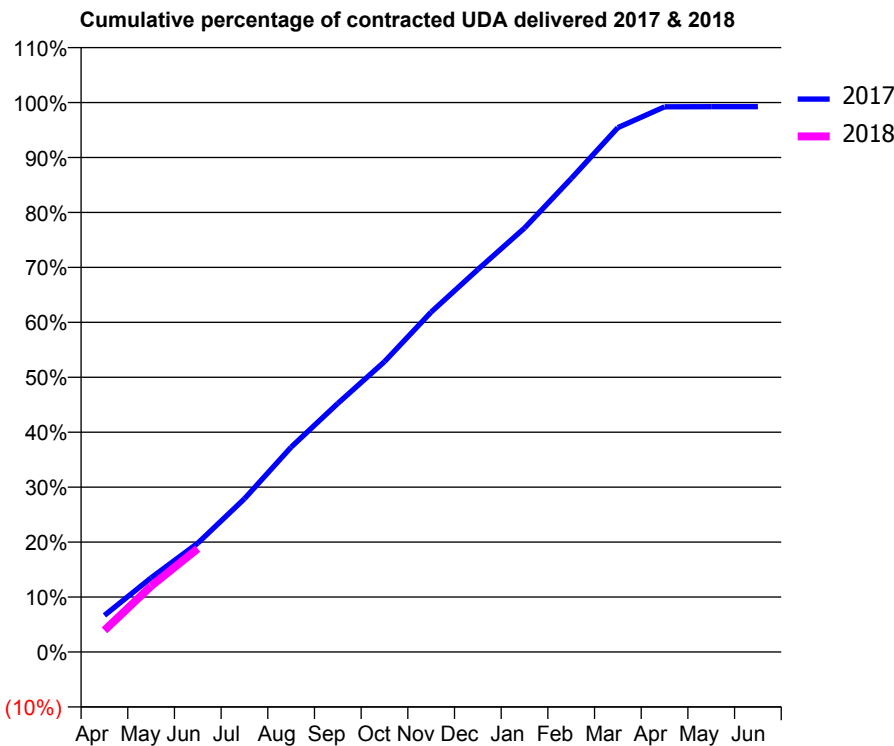
17/18 Contracted general activity (UDA)	24,594
Carry forward general activity (UDA)	0
17/18 Contracted orthodontic activity (UOA)	0
Carry forward orthodontic activity (UOA)	0
Baseline contract value	£898,965.91

ACCESS*

Patients seen in 24 months	Total	Change since previous quarter
Quarter ending June 2016	7,583	
Quarter ending September 2016	7,579	→
Quarter ending December 2016	7,734	↑
Quarter ending March 2017	7,757	→
Quarter ending June 2017	7,696	→
Variance since June 2016	1.5%	→



ACTIVITY



Month	Adjusted Scheduled Activity (UDA)	
	2017	2018
April	1,638	968
May	3,324	2,948
June	4,875	4,629
July	6,862	
August	9,168	
September	11,127	
October	12,993	
November	15,213	
December	17,121	
January	18,977	
February	21,189	
March	23,470	
April	24,403	
May	24,407	
June	24,407	

QUALITY

	Quantity	Base Number	Contract	AT	Region	England
% of FP17s for the same patient ID Re-attending within 3 months - Children	118	890	13.3%	12.1%	13.0%	12.0%
% of FP17s for the same patient ID Re-attending within 3 months - Adults	380	2,293	16.6%	16.9%	16.6%	16.0%
% of FP17s for the same patient ID Re-attending between 3 & 9 months - Children	606	890	68.1%	57.7%	59.5%	58.0%
% of FP17s for the same patient ID Re-attending between 3 & 9 months - Adults	1,411	2,293	61.5%	51.0%	53.1%	50.9%
% of FP17s for Band 1 Urgent Courses	201	2,716	7.4%	10.6%	9.3%	9.1%
% of FP17s Relating to Free Repair or Replacements	26	2,716	1.0%	0.9%	1.0%	0.8%
% of FP17s Relating to Continuations	40	2,716	1.5%	1.1%	1.3%	1.1%
% of Patients satisfied with the dentistry they have received	9	9	N/A	91.0%	91.9%	91.7%
% of Patients satisfied with the time they had to wait for an appointment	8	9	N/A	87.5%	88.7%	88.0%

* This is based on patients treated on this contract for their most recent course of treatment. Figures in italics indicate the base number of FP17s or Patient Questionnaire responses are less than 100. N/A is shown where the base number of responses is less than 10 during the period. % is calculated as Quantity/Base number*100

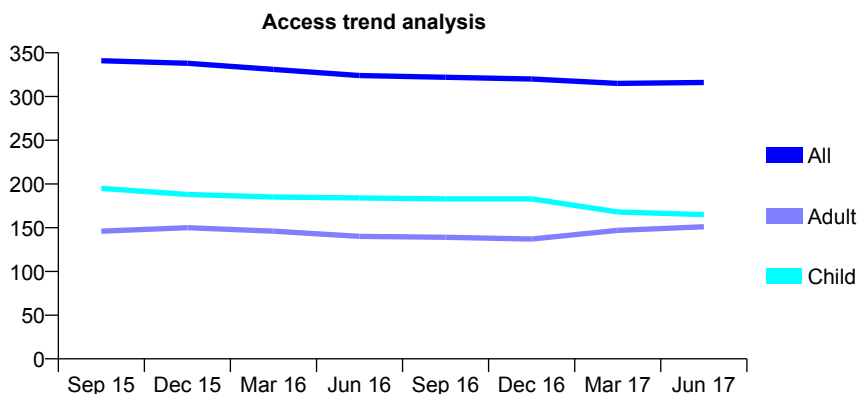
Q46 - Vital Signs At a Glance Contract Report for 114596/0001 - June 2017

Name or company name	Scott & Scott Dental Practice
Contract type name	GDS Contract
Purpose of contract	General
Contract start date	01/04/2006
Contract end date	

17/18 Contracted general activity (UDA)	1,475
Carry forward general activity (UDA)	0
17/18 Contracted orthodontic activity (UOA)	0
Carry forward orthodontic activity (UOA)	0
Baseline contract value	£34,892.66

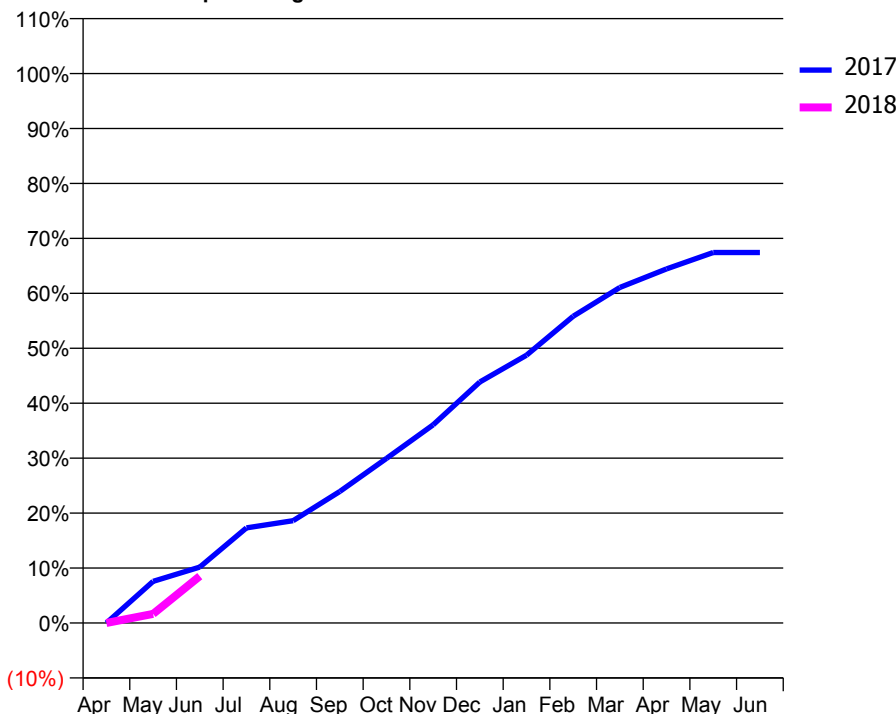
ACCESS*

Patients seen in 24 months	Total	Change since previous quarter
Quarter ending June 2016	324	
Quarter ending September 2016	322	→
Quarter ending December 2016	320	→
Quarter ending March 2017	315	↓
Quarter ending June 2017	316	→
Variance since June 2016	(2.5%)	↓



ACTIVITY

Cumulative percentage of contracted UDA delivered 2017 & 2018



Adjusted Scheduled Activity (UDA)

Month	2017	2018
April	0	0
May	112	24
June	150	126
July	255	
August	275	
September	353	
October	442	
November	532	
December	647	
January	719	
February	823	
March	901	
April	950	
May	995	
June	995	

QUALITY

	Quantity	Base Number	Contract	AT	Region	England
% of FP17s for the same patient ID Re-attending within 3 months - Children	2	61	3.3%	12.1%	13.0%	12.0%
% of FP17s for the same patient ID Re-attending within 3 months - Adults	7	38	18.4%	16.9%	16.6%	16.0%
% of FP17s for the same patient ID Re-attending between 3 & 9 months - Children	43	61	70.5%	57.7%	59.5%	58.0%
% of FP17s for the same patient ID Re-attending between 3 & 9 months - Adults	21	38	55.3%	51.0%	53.1%	50.9%
% of FP17s for Band 1 Urgent Courses	4	61	6.6%	10.6%	9.3%	9.1%
% of FP17s Relating to Free Repair or Replacements	0	61	0.0%	0.9%	1.0%	0.8%
% of FP17s Relating to Continuations	0	61	0.0%	1.1%	1.3%	1.1%
% of Patients satisfied with the dentistry they have received	0	0	N/A	91.0%	91.9%	91.7%
% of Patients satisfied with the time they had to wait for an appointment	0	0	N/A	87.5%	88.7%	88.0%

* This is based on patients treated on this contract for their most recent course of treatment. Figures in italics indicate the base number of FP17s or Patient Questionnaire responses are less than 100. N/A is shown where the base number of responses is less than 10 during the period. % is calculated as Quantity/Base number*100

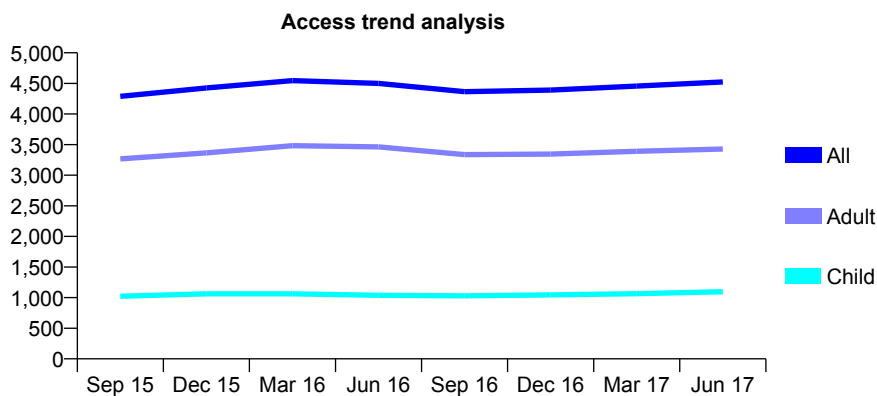
Q46 - Vital Signs At a Glance Contract Report for 115657/0001 - June 2017

Name or company name	the dental practice
Contract type name	GDS Contract
Purpose of contract	General
Contract start date	01/01/2011
Contract end date	

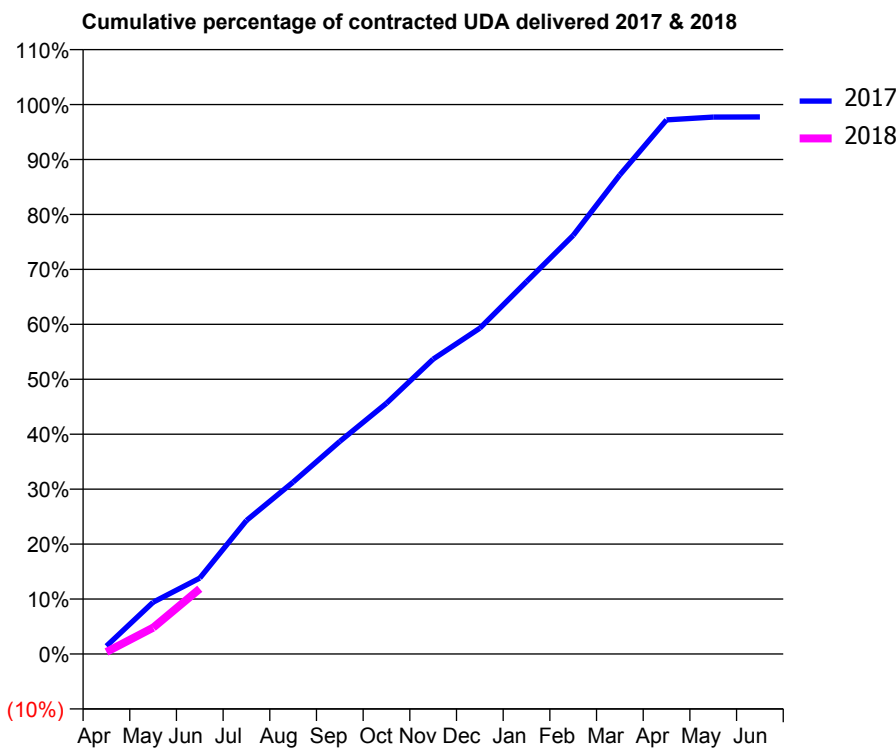
17/18 Contracted general activity (UDA)	15,833
Carry forward general activity (UDA)	0
17/18 Contracted orthodontic activity (UOA)	0
Carry forward orthodontic activity (UOA)	0
Baseline contract value	£496,521.17

ACCESS*

Patients seen in 24 months	Total	Change since previous quarter
Quarter ending June 2016	4,501	
Quarter ending September 2016	4,366	↓
Quarter ending December 2016	4,390	→
Quarter ending March 2017	4,456	→
Quarter ending June 2017	4,524	→
Variance since June 2016	0.5%	→



ACTIVITY



Month	Adjusted Scheduled Activity (UDA)	
	2017	2018
April	230	58
May	1,494	760
June	2,188	1,880
July	3,847	
August	4,955	
September	6,125	
October	7,225	
November	8,497	
December	9,389	
January	10,728	
February	12,061	
March	13,808	
April	15,388	
May	15,472	
June	15,473	

QUALITY

	Quantity	Base Number	Contract	AT	Region	England
% of FP17s for the same patient ID Re-attending within 3 months - Children	27	307	8.8%	12.1%	13.0%	12.0%
% of FP17s for the same patient ID Re-attending within 3 months - Adults	151	858	17.6%	16.9%	16.6%	16.0%
% of FP17s for the same patient ID Re-attending between 3 & 9 months - Children	122	307	39.7%	57.7%	59.5%	58.0%
% of FP17s for the same patient ID Re-attending between 3 & 9 months - Adults	272	858	31.7%	51.0%	53.1%	50.9%
% of FP17s for Band 1 Urgent Courses	100	715	14.0%	10.6%	9.3%	9.1%
% of FP17s Relating to Free Repair or Replacements	4	715	0.6%	0.9%	1.0%	0.8%
% of FP17s Relating to Continuations	14	715	2.0%	1.1%	1.3%	1.1%
% of Patients satisfied with the dentistry they have received	1	1	N/A	91.0%	91.9%	91.7%
% of Patients satisfied with the time they had to wait for an appointment	1	1	N/A	87.5%	88.7%	88.0%

* This is based on patients treated on this contract for their most recent course of treatment. Figures in italics indicate the base number of FP17s or Patient Questionnaire responses are less than 100. N/A is shown where the base number of responses is less than 10 during the period. % is calculated as Quantity/Base number*100

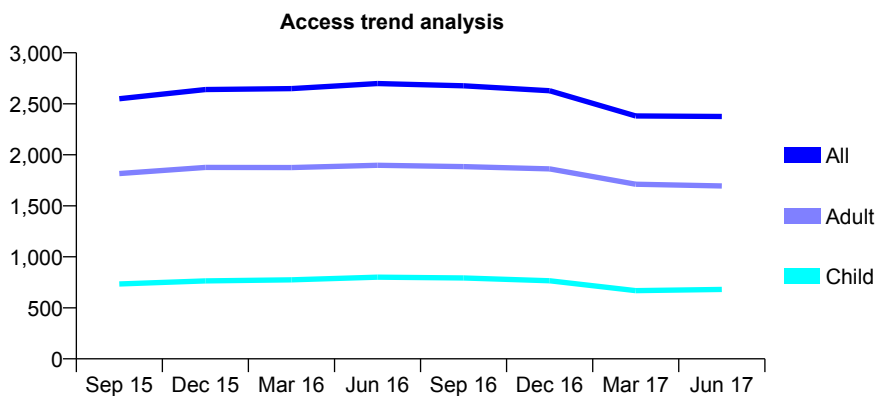
Q46 - Vital Signs At a Glance Contract Report for 115835/0001 - June 2017

Name or company name	Talking Teeth
Contract type name	GDS Contract
Purpose of contract	General
Contract start date	01/11/2013
Contract end date	

17/18 Contracted general activity (UDA)	6,297
Carry forward general activity (UDA)	0
17/18 Contracted orthodontic activity (UOA)	0
Carry forward orthodontic activity (UOA)	0
Baseline contract value	£138,195.91

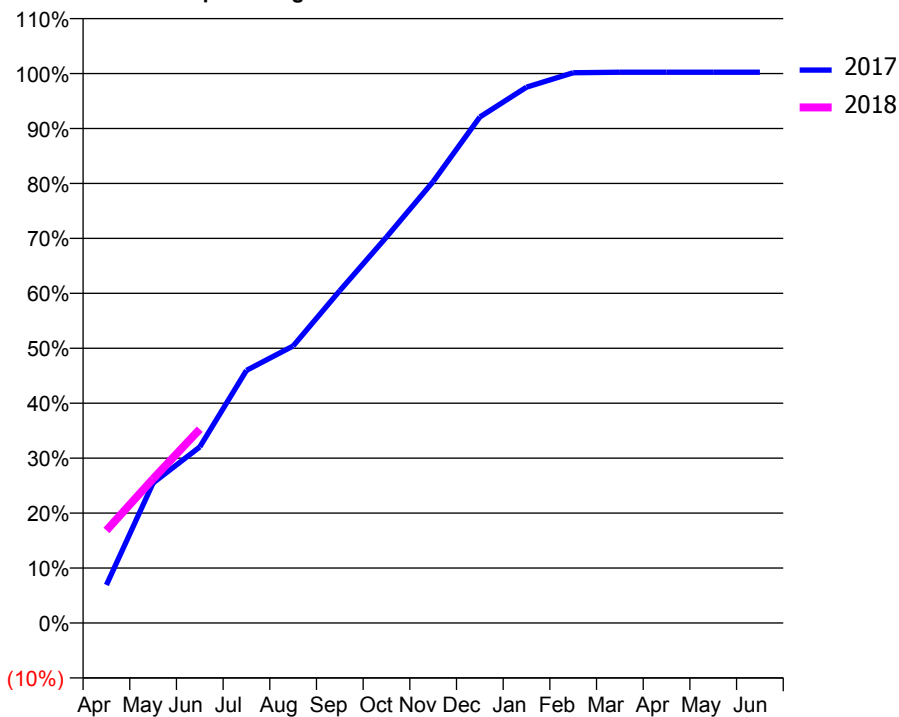
ACCESS*

Patients seen in 24 months	Total	Change since previous quarter
Quarter ending June 2016	2,699	
Quarter ending September 2016	2,677	→
Quarter ending December 2016	2,628	↓
Quarter ending March 2017	2,381	↓
Quarter ending June 2017	2,376	→
Variance since June 2016	(12.0%)	↓



ACTIVITY

Cumulative percentage of contracted UDA delivered 2017 & 2018



Month	Adjusted Scheduled Activity (UDA)	
	2017	2018
April	436	1,061
May	1,605	1,653
June	2,017	2,221
July	2,895	
August	3,175	
September	3,809	
October	4,423	
November	5,059	
December	5,798	
January	6,141	
February	6,305	
March	6,311	
April	6,312	
May	6,312	
June	6,312	

QUALITY

	Quantity	Base Number	Contract	AT	Region	England
% of FP17s for the same patient ID Re-attending within 3 months - Children	16	301	5.3%	12.1%	13.0%	12.0%
% of FP17s for the same patient ID Re-attending within 3 months - Adults	81	727	11.1%	16.9%	16.6%	16.0%
% of FP17s for the same patient ID Re-attending between 3 & 9 months - Children	173	301	57.5%	57.7%	59.5%	58.0%
% of FP17s for the same patient ID Re-attending between 3 & 9 months - Adults	436	727	60.0%	51.0%	53.1%	50.9%
% of FP17s for Band 1 Urgent Courses	69	1,027	6.7%	10.6%	9.3%	9.1%
% of FP17s Relating to Free Repair or Replacements	10	1,027	1.0%	0.9%	1.0%	0.8%
% of FP17s Relating to Continuations	3	1,027	0.3%	1.1%	1.3%	1.1%
% of Patients satisfied with the dentistry they have received	0	0	N/A	91.0%	91.9%	91.7%
% of Patients satisfied with the time they had to wait for an appointment	0	0	N/A	87.5%	88.7%	88.0%

* This is based on patients treated on this contract for their most recent course of treatment. Figures in italics indicate the base number of FP17s or Patient Questionnaire responses are less than 100. N/A is shown where the base number of responses is less than 10 during the period. % is calculated as Quantity/Base number*100

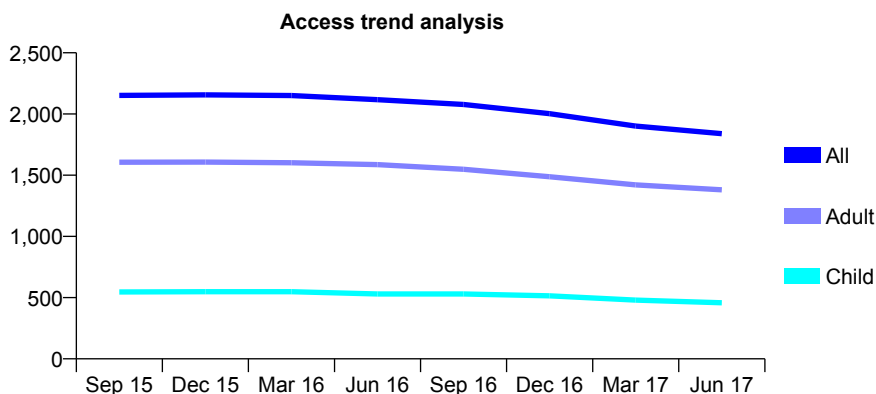
Q46 - Vital Signs At a Glance Contract Report for 116009/0001 - June 2017

Name or company name	Kathcare Ltd
Contract type name	GDS Contract
Purpose of contract	General
Contract start date	01/04/2010
Contract end date	

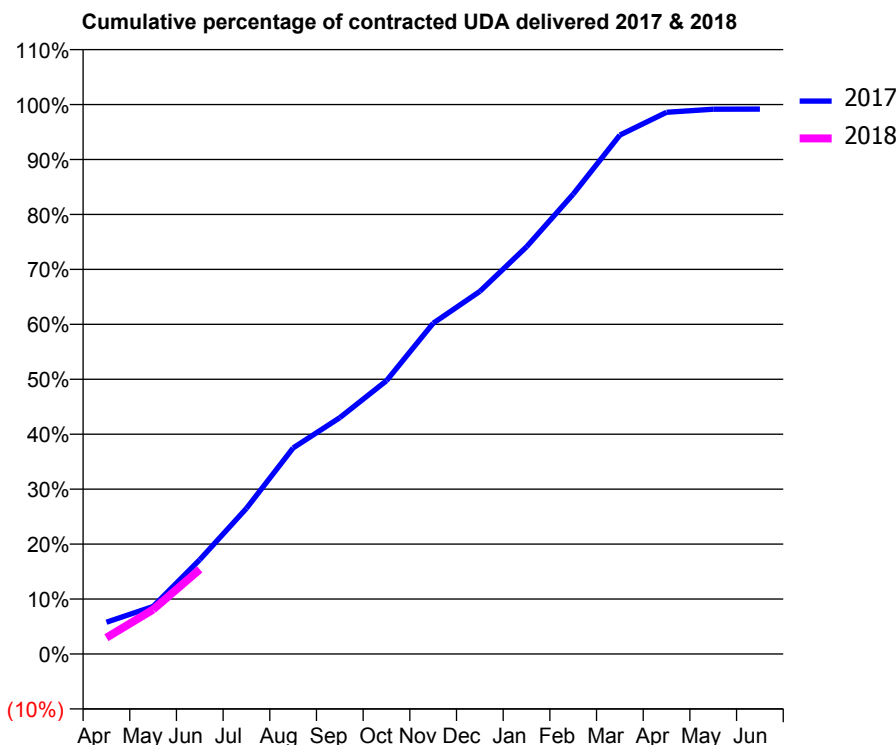
17/18 Contracted general activity (UDA)	6,500
Carry forward general activity (UDA)	0
17/18 Contracted orthodontic activity (UOA)	0
Carry forward orthodontic activity (UOA)	0
Baseline contract value	£195,193.24

ACCESS*

Patients seen in 24 months	Total	Change since previous quarter
Quarter ending June 2016	2,117	
Quarter ending September 2016	2,078	↓
Quarter ending December 2016	2,003	↓
Quarter ending March 2017	1,901	↓
Quarter ending June 2017	1,839	↓
Variance since June 2016	(13.1%)	↓



ACTIVITY



Adjusted Scheduled Activity (UDA)		
Month	2017	2018
April	377	193
May	563	525
June	1,116	1,001
July	1,724	
August	2,438	
September	2,796	
October	3,233	
November	3,912	
December	4,290	
January	4,817	
February	5,439	
March	6,138	
April	6,408	
May	6,444	
June	6,447	

QUALITY

	Quantity	Base Number	Contract	AT	Region	England
% of FP17s for the same patient ID Re-attending within 3 months - Children	13	174	7.5%	12.1%	13.0%	12.0%
% of FP17s for the same patient ID Re-attending within 3 months - Adults	61	378	16.1%	16.9%	16.6%	16.0%
% of FP17s for the same patient ID Re-attending between 3 & 9 months - Children	93	174	53.4%	57.7%	59.5%	58.0%
% of FP17s for the same patient ID Re-attending between 3 & 9 months - Adults	152	378	40.2%	51.0%	53.1%	50.9%
% of FP17s for Band 1 Urgent Courses	34	444	7.7%	10.6%	9.3%	9.1%
% of FP17s Relating to Free Repair or Replacements	3	444	0.7%	0.9%	1.0%	0.8%
% of FP17s Relating to Continuations	8	444	1.8%	1.1%	1.3%	1.1%
% of Patients satisfied with the dentistry they have received	0	1	N/A	91.0%	91.9%	91.7%
% of Patients satisfied with the time they had to wait for an appointment	1	1	N/A	87.5%	88.7%	88.0%

* This is based on patients treated on this contract for their most recent course of treatment. Figures in italics indicate the base number of FP17s or Patient Questionnaire responses are less than 100. N/A is shown where the base number of responses is less than 10 during the period. % is calculated as Quantity/Base number*100

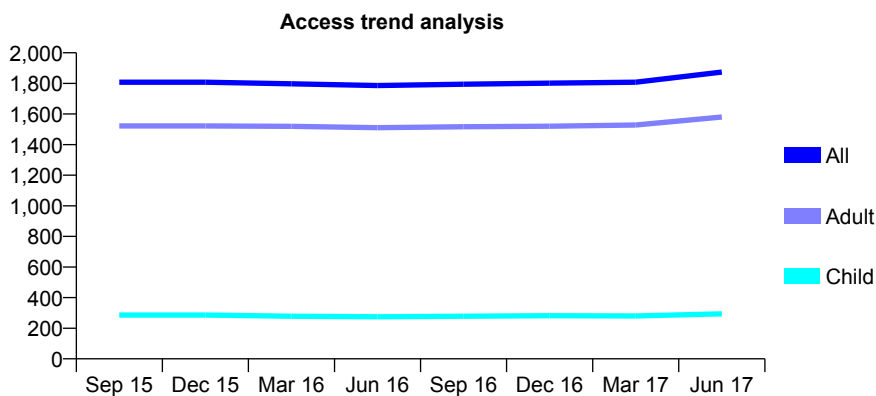
Q46 - Vital Signs At a Glance Contract Report for 116440/0001 - June 2017

Name or company name	Pracny and Strass Dental Practice
Contract type name	GDS Contract
Purpose of contract	General
Contract start date	01/04/2006
Contract end date	

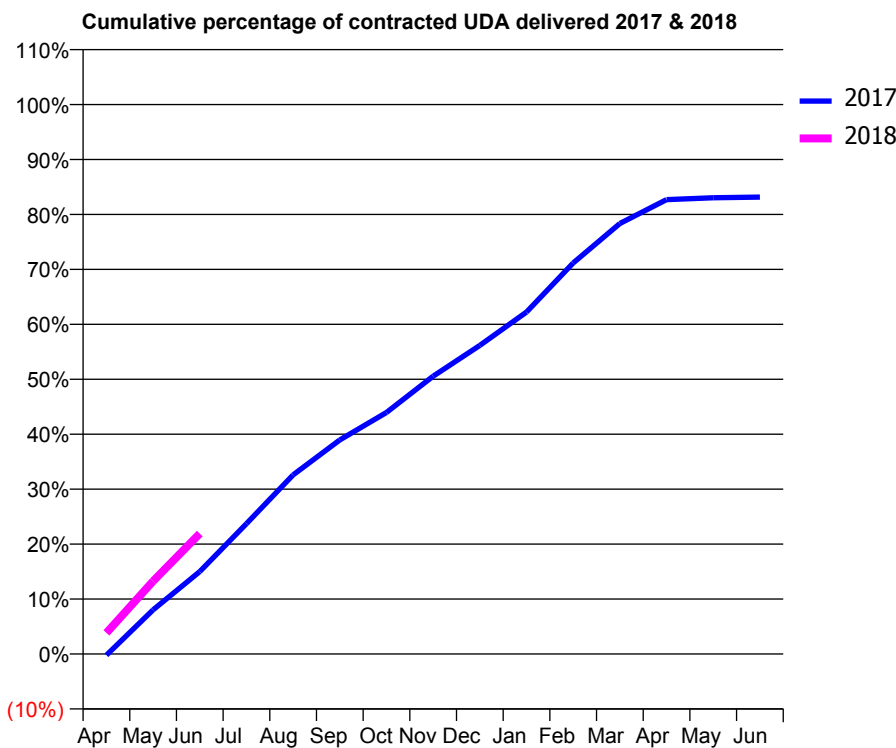
17/18 Contracted general activity (UDA)	7,202
Carry forward general activity (UDA)	0
17/18 Contracted orthodontic activity (UOA)	0
Carry forward orthodontic activity (UOA)	0
Baseline contract value	£167,843.81

ACCESS*

Patients seen in 24 months	Total	Change since previous quarter
Quarter ending June 2016	1,786	
Quarter ending September 2016	1,795	→
Quarter ending December 2016	1,802	→
Quarter ending March 2017	1,808	→
Quarter ending June 2017	1,874	↑
Variance since June 2016	4.9%	↑



ACTIVITY



Month	Adjusted Scheduled Activity (UDA)	
	2017	2018
April	-16	277
May	580	955
June	1,081	1,579
July	1,708	
August	2,347	
September	2,806	
October	3,167	
November	3,642	
December	4,046	
January	4,482	
February	5,126	
March	5,642	
April	5,955	
May	5,980	
June	5,989	

QUALITY

	Quantity	Base Number	Contract	AT	Region	England
% of FP17s for the same patient ID Re-attending within 3 months - Children	14	134	10.4%	12.1%	13.0%	12.0%
% of FP17s for the same patient ID Re-attending within 3 months - Adults	118	844	14.0%	16.9%	16.6%	16.0%
% of FP17s for the same patient ID Re-attending between 3 & 9 months - Children	74	134	55.2%	57.7%	59.5%	58.0%
% of FP17s for the same patient ID Re-attending between 3 & 9 months - Adults	492	844	58.3%	51.0%	53.1%	50.9%
% of FP17s for Band 1 Urgent Courses	38	725	5.2%	10.6%	9.3%	9.1%
% of FP17s Relating to Free Repair or Replacements	2	725	0.3%	0.9%	1.0%	0.8%
% of FP17s Relating to Continuations	27	725	3.7%	1.1%	1.3%	1.1%
% of Patients satisfied with the dentistry they have received	17	21	81.0%	91.0%	91.9%	91.7%
% of Patients satisfied with the time they had to wait for an appointment	19	21	90.5%	87.5%	88.7%	88.0%

* This is based on patients treated on this contract for their most recent course of treatment. Figures in italics indicate the base number of FP17s or Patient Questionnaire responses are less than 100. N/A is shown where the base number of responses is less than 10 during the period. % is calculated as Quantity/Base number*100

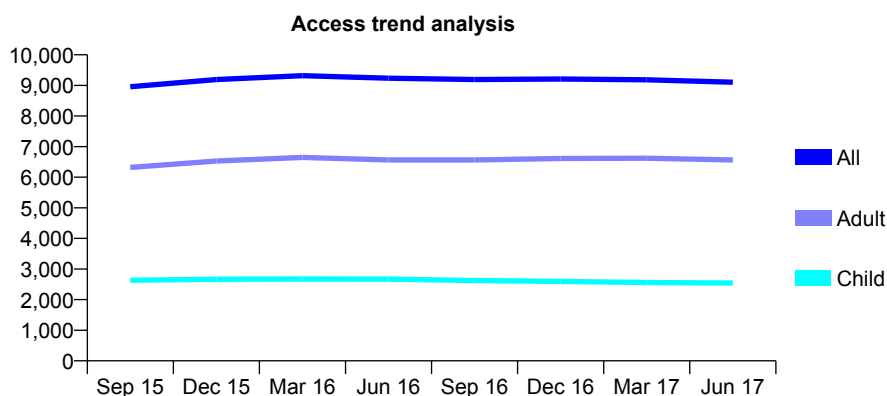
Q46 - Vital Signs At a Glance Contract Report for 116580/0001 - June 2017

Name or company name	Drake Dental Practice
Contract type name	GDS Contract
Purpose of contract	General
Contract start date	01/04/2014
Contract end date	

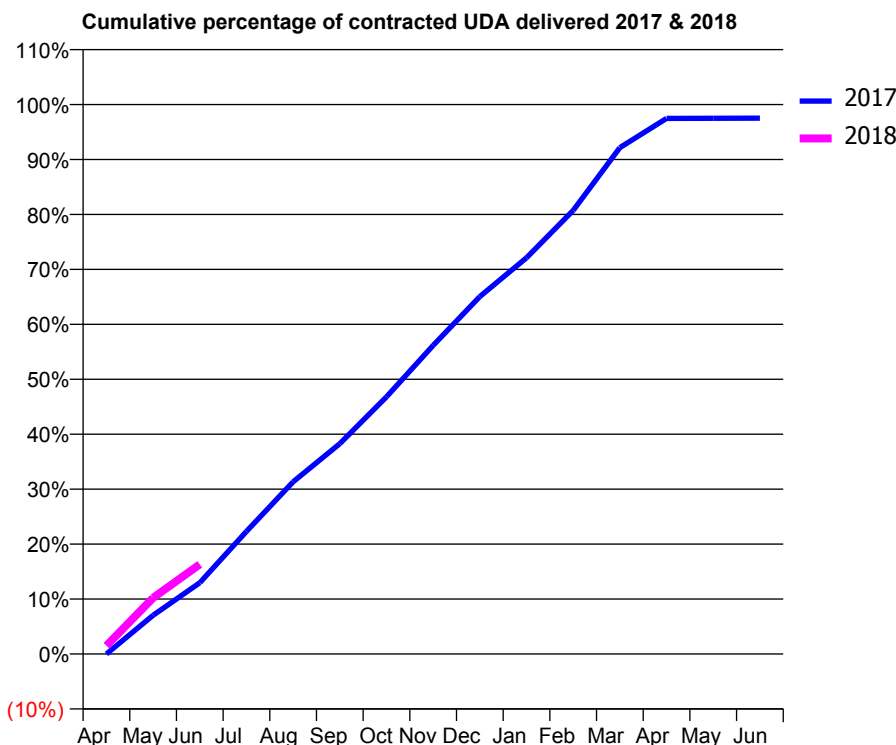
17/18 Contracted general activity (UDA)	32,499
Carry forward general activity (UDA)	0
17/18 Contracted orthodontic activity (UOA)	0
Carry forward orthodontic activity (UOA)	0
Baseline contract value	£823,145.48

ACCESS*

Patients seen in 24 months	Total	Change since previous quarter
Quarter ending June 2016	9,234	
Quarter ending September 2016	9,191	→
Quarter ending December 2016	9,207	→
Quarter ending March 2017	9,184	→
Quarter ending June 2017	9,105	→
Variance since June 2016	(1.4%)	↓



ACTIVITY



Month	Adjusted Scheduled Activity (UDA)	
	2017	2018
April	1	494
May	2,291	3,321
June	4,216	5,305
July	7,251	
August	10,184	
September	12,441	
October	15,210	
November	18,250	
December	21,143	
January	23,436	
February	26,233	
March	29,950	
April	31,675	
May	31,688	
June	31,696	

QUALITY

	Quantity	Base Number	Contract	AT	Region	England
% of FP17s for the same patient ID Re-attending within 3 months - Children	133	1,075	12.4%	12.1%	13.0%	12.0%
% of FP17s for the same patient ID Re-attending within 3 months - Adults	505	2,551	19.8%	16.9%	16.6%	16.0%
% of FP17s for the same patient ID Re-attending between 3 & 9 months - Children	691	1,075	64.3%	57.7%	59.5%	58.0%
% of FP17s for the same patient ID Re-attending between 3 & 9 months - Adults	1,460	2,551	57.2%	51.0%	53.1%	50.9%
% of FP17s for Band 1 Urgent Courses	359	2,895	12.4%	10.6%	9.3%	9.1%
% of FP17s Relating to Free Repair or Replacements	23	2,895	0.8%	0.9%	1.0%	0.8%
% of FP17s Relating to Continuations	9	2,895	0.3%	1.1%	1.3%	1.1%
% of Patients satisfied with the dentistry they have received	7	8	N/A	91.0%	91.9%	91.7%
% of Patients satisfied with the time they had to wait for an appointment	7	8	N/A	87.5%	88.7%	88.0%

* This is based on patients treated on this contract for their most recent course of treatment. Figures in italics indicate the base number of FP17s or Patient Questionnaire responses are less than 100. N/A is shown where the base number of responses is less than 10 during the period. % is calculated as Quantity/Base number*100

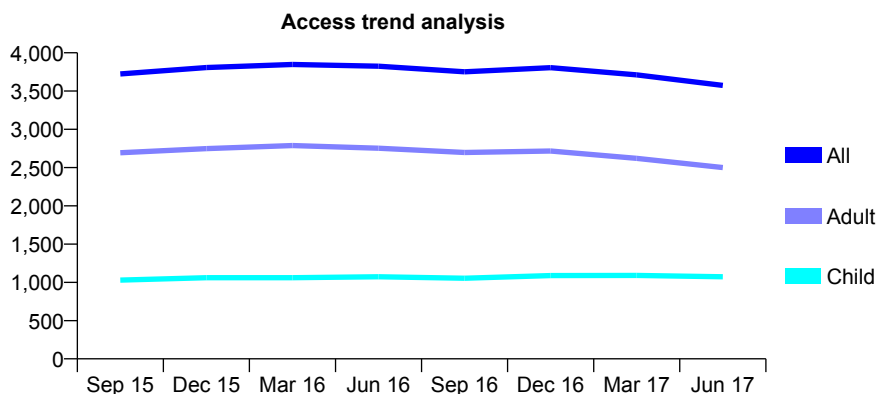
Q46 - Vital Signs At a Glance Contract Report for 116696/0001 - June 2017

Name or company name	Fallowfield (No.1)Limited
Contract type name	GDS Contract
Purpose of contract	General
Contract start date	01/11/2007
Contract end date	

17/18 Contracted general activity (UDA)	13,084
Carry forward general activity (UDA)	0
17/18 Contracted orthodontic activity (UOA)	0
Carry forward orthodontic activity (UOA)	0
Baseline contract value	£440,948.87

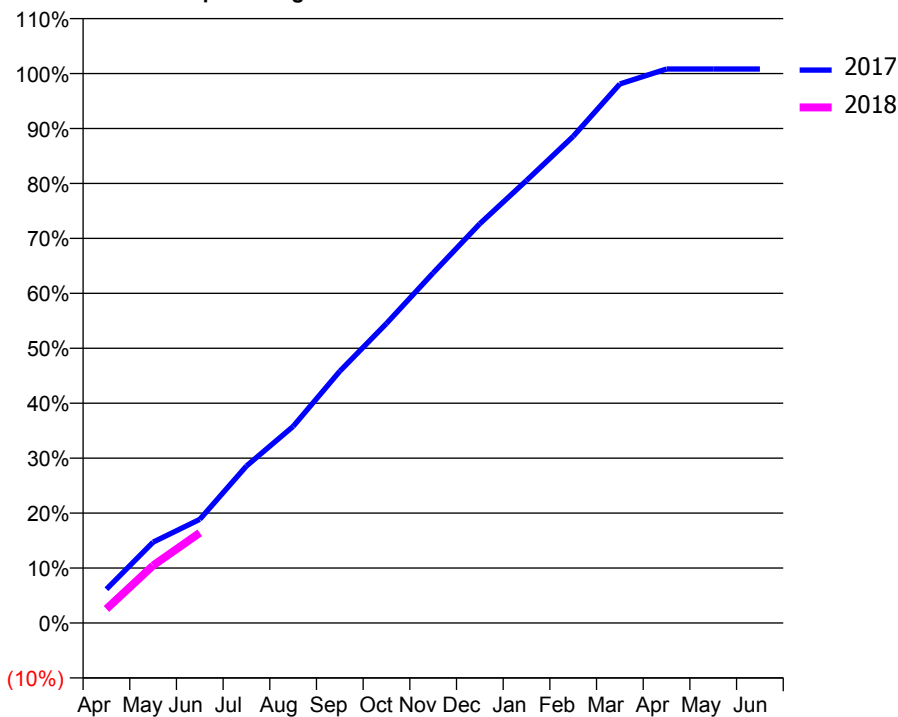
ACCESS*

Patients seen in 24 months	Total	Change since previous quarter
Quarter ending June 2016	3,825	
Quarter ending September 2016	3,751	↓
Quarter ending December 2016	3,805	→
Quarter ending March 2017	3,711	↓
Quarter ending June 2017	3,573	↓
Variance since June 2016	(6.6%)	↓



ACTIVITY

Cumulative percentage of contracted UDA delivered 2017 & 2018



Adjusted Scheduled Activity (UDA)

Month	2017	2018
April	805	335
May	1,924	1,369
June	2,468	2,149
July	3,739	
August	4,682	
September	5,995	
October	7,132	
November	8,337	
December	9,508	
January	10,536	
February	11,587	
March	12,834	
April	13,192	
May	13,192	
June	13,192	

QUALITY

	Quantity	Base Number	Contract	AT	Region	England
% of FP17s for the same patient ID Re-attending within 3 months - Children	38	296	12.8%	12.1%	13.0%	12.0%
% of FP17s for the same patient ID Re-attending within 3 months - Adults	175	739	23.7%	16.9%	16.6%	16.0%
% of FP17s for the same patient ID Re-attending between 3 & 9 months - Children	153	296	51.7%	57.7%	59.5%	58.0%
% of FP17s for the same patient ID Re-attending between 3 & 9 months - Adults	371	739	50.2%	51.0%	53.1%	50.9%
% of FP17s for Band 1 Urgent Courses	157	898	17.5%	10.6%	9.3%	9.1%
% of FP17s Relating to Free Repair or Replacements	14	898	1.6%	0.9%	1.0%	0.8%
% of FP17s Relating to Continuations	16	898	1.8%	1.1%	1.3%	1.1%
% of Patients satisfied with the dentistry they have received	3	3	N/A	91.0%	91.9%	91.7%
% of Patients satisfied with the time they had to wait for an appointment	2	3	N/A	87.5%	88.7%	88.0%

* This is based on patients treated on this contract for their most recent course of treatment. Figures in italics indicate the base number of FP17s or Patient Questionnaire responses are less than 100. N/A is shown where the base number of responses is less than 10 during the period. % is calculated as Quantity/Base number*100

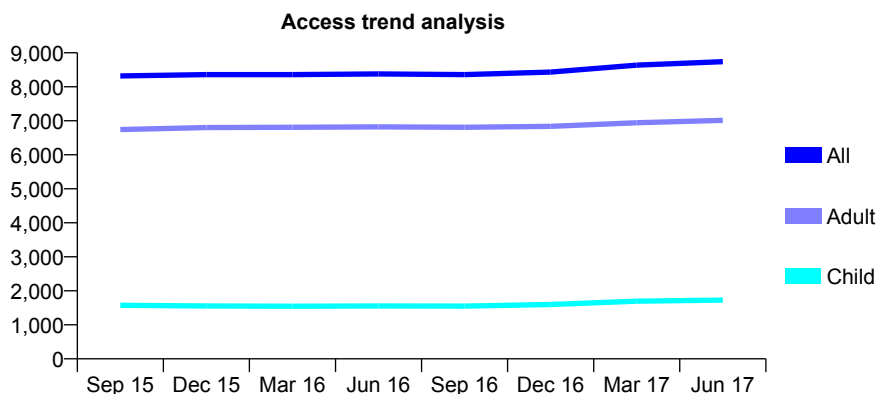
Q46 - Vital Signs At a Glance Contract Report for 117080/0001 - June 2017

Name or company name	Jefferies Reed & Associates
Contract type name	GDS Contract
Purpose of contract	General
Contract start date	01/04/2006
Contract end date	

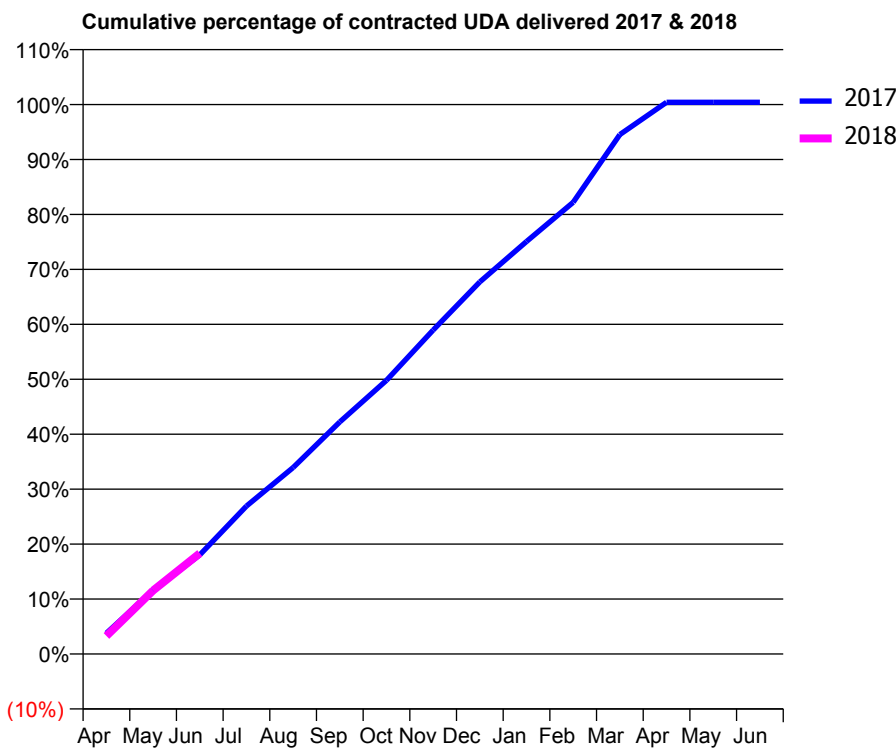
17/18 Contracted general activity (UDA)	28,152
Carry forward general activity (UDA)	0
17/18 Contracted orthodontic activity (UOA)	0
Carry forward orthodontic activity (UOA)	0
Baseline contract value	£843,044.43

ACCESS*

Patients seen in 24 months	Total	Change since previous quarter
Quarter ending June 2016	8,377	
Quarter ending September 2016	8,360	→
Quarter ending December 2016	8,434	→
Quarter ending March 2017	8,638	↑
Quarter ending June 2017	8,739	→
Variance since June 2016	4.3%	↑



ACTIVITY



Month	Adjusted Scheduled Activity (UDA)	
	2017	2018
April	1,069	923
May	3,271	3,255
June	5,081	5,161
July	7,577	
August	9,553	
September	11,891	
October	14,020	
November	16,600	
December	19,061	
January	21,134	
February	23,141	
March	26,611	
April	28,267	
May	28,269	
June	28,269	

QUALITY

	Quantity	Base Number	Contract	AT	Region	England
% of FP17s for the same patient ID Re-attending within 3 months - Children	56	635	8.8%	12.1%	13.0%	12.0%
% of FP17s for the same patient ID Re-attending within 3 months - Adults	466	2,871	16.2%	16.9%	16.6%	16.0%
% of FP17s for the same patient ID Re-attending between 3 & 9 months - Children	411	635	64.7%	57.7%	59.5%	58.0%
% of FP17s for the same patient ID Re-attending between 3 & 9 months - Adults	1,978	2,871	68.9%	51.0%	53.1%	50.9%
% of FP17s for Band 1 Urgent Courses	141	2,822	5.0%	10.6%	9.3%	9.1%
% of FP17s Relating to Free Repair or Replacements	17	2,822	0.6%	0.9%	1.0%	0.8%
% of FP17s Relating to Continuations	128	2,822	4.5%	1.1%	1.3%	1.1%
% of Patients satisfied with the dentistry they have received	12	12	100.0%	91.0%	91.9%	91.7%
% of Patients satisfied with the time they had to wait for an appointment	12	12	100.0%	87.5%	88.7%	88.0%

* This is based on patients treated on this contract for their most recent course of treatment. Figures in italics indicate the base number of FP17s or Patient Questionnaire responses are less than 100. N/A is shown where the base number of responses is less than 10 during the period. % is calculated as Quantity/Base number*100

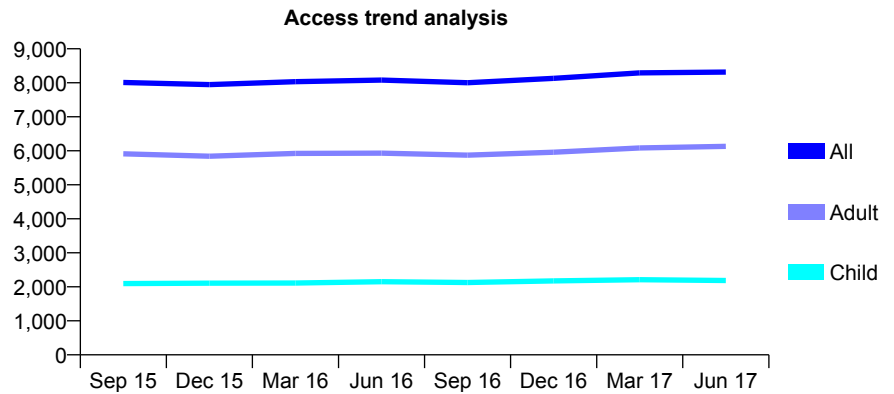
Q46 - Vital Signs At a Glance Contract Report for 118311/0001 - June 2017

Name or company name	Bryn Street Dental Clinic Ltd
Contract type name	GDS Contract
Purpose of contract	General
Contract start date	01/10/2008
Contract end date	

17/18 Contracted general activity (UDA)	24,515
Carry forward general activity (UDA)	0
17/18 Contracted orthodontic activity (UOA)	0
Carry forward orthodontic activity (UOA)	0
Baseline contract value	£635,754.73

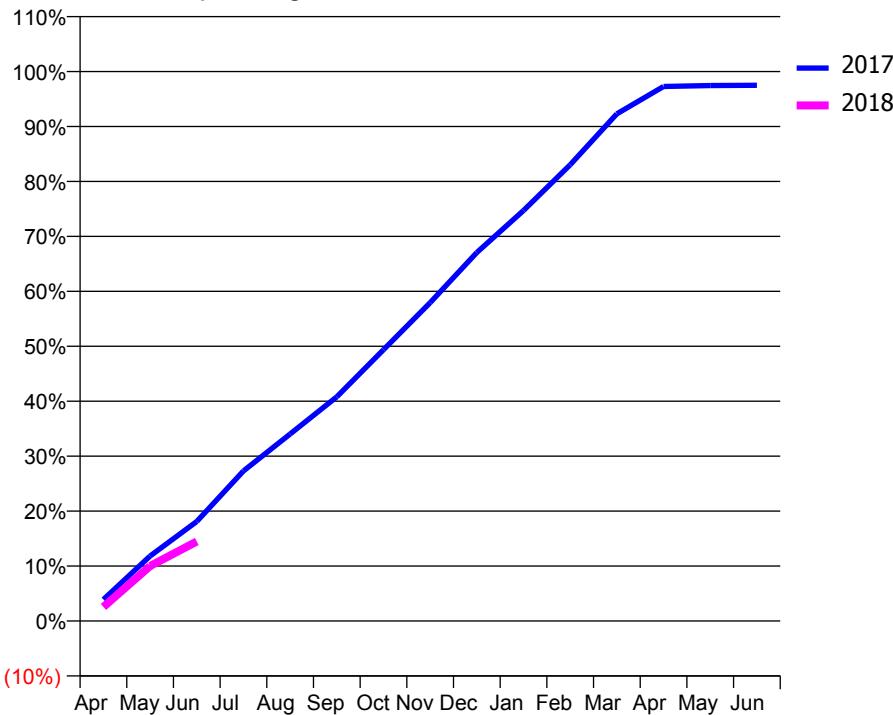
ACCESS*

Patients seen in 24 months	Total	Change since previous quarter
Quarter ending June 2016	8,082	
Quarter ending September 2016	8,002	→
Quarter ending December 2016	8,132	→
Quarter ending March 2017	8,291	→
Quarter ending June 2017	8,316	→
Variance since June 2016	2.9%	↑



ACTIVITY

Cumulative percentage of contracted UDA delivered 2017 & 2018



Month	Adjusted Scheduled Activity (UDA)	
	2017	2018
April	962	630
May	2,900	2,453
June	4,440	3,550
July	6,698	
August	8,346	
September	10,006	
October	12,105	
November	14,200	
December	16,440	
January	18,315	
February	20,355	
March	22,624	
April	23,846	
May	23,886	
June	23,898	

QUALITY

	Quantity	Base Number	Contract	AT	Region	England
% of FP17s for the same patient ID Re-attending within 3 months - Children	141	816	17.3%	12.1%	13.0%	12.0%
% of FP17s for the same patient ID Re-attending within 3 months - Adults	360	2,049	17.6%	16.9%	16.6%	16.0%
% of FP17s for the same patient ID Re-attending between 3 & 9 months - Children	492	816	60.3%	57.7%	59.5%	58.0%
% of FP17s for the same patient ID Re-attending between 3 & 9 months - Adults	1,028	2,049	50.2%	51.0%	53.1%	50.9%
% of FP17s for Band 1 Urgent Courses	232	1,990	11.7%	10.6%	9.3%	9.1%
% of FP17s Relating to Free Repair or Replacements	24	1,990	1.2%	0.9%	1.0%	0.8%
% of FP17s Relating to Continuations	14	1,990	0.7%	1.1%	1.3%	1.1%
% of Patients satisfied with the dentistry they have received	15	15	100.0%	91.0%	91.9%	91.7%
% of Patients satisfied with the time they had to wait for an appointment	15	15	100.0%	87.5%	88.7%	88.0%

* This is based on patients treated on this contract for their most recent course of treatment. Figures in italics indicate the base number of FP17s or Patient Questionnaire responses are less than 100. N/A is shown where the base number of responses is less than 10 during the period. % is calculated as Quantity/Base number*100

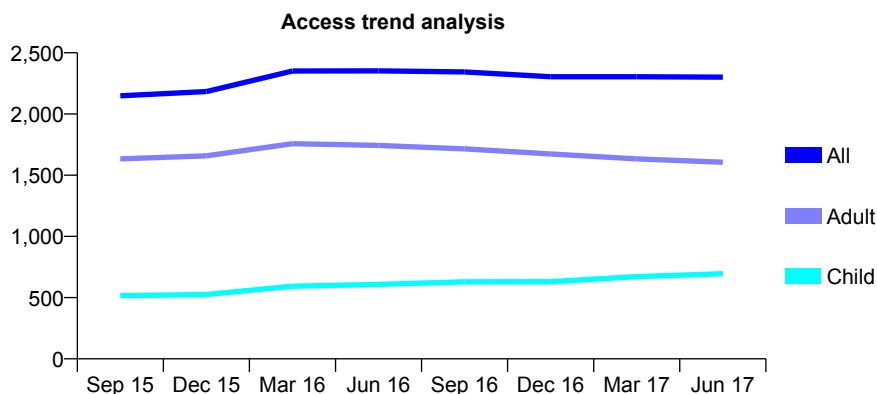
Q46 - Vital Signs At a Glance Contract Report for 118540/0001 - June 2017

Name or company name	Birchfields Family Dental Care
Contract type name	GDS Contract
Purpose of contract	General
Contract start date	01/07/2012
Contract end date	

17/18 Contracted general activity (UDA)	7,428
Carry forward general activity (UDA)	0
17/18 Contracted orthodontic activity (UOA)	0
Carry forward orthodontic activity (UOA)	0
Baseline contract value	£250,317.82

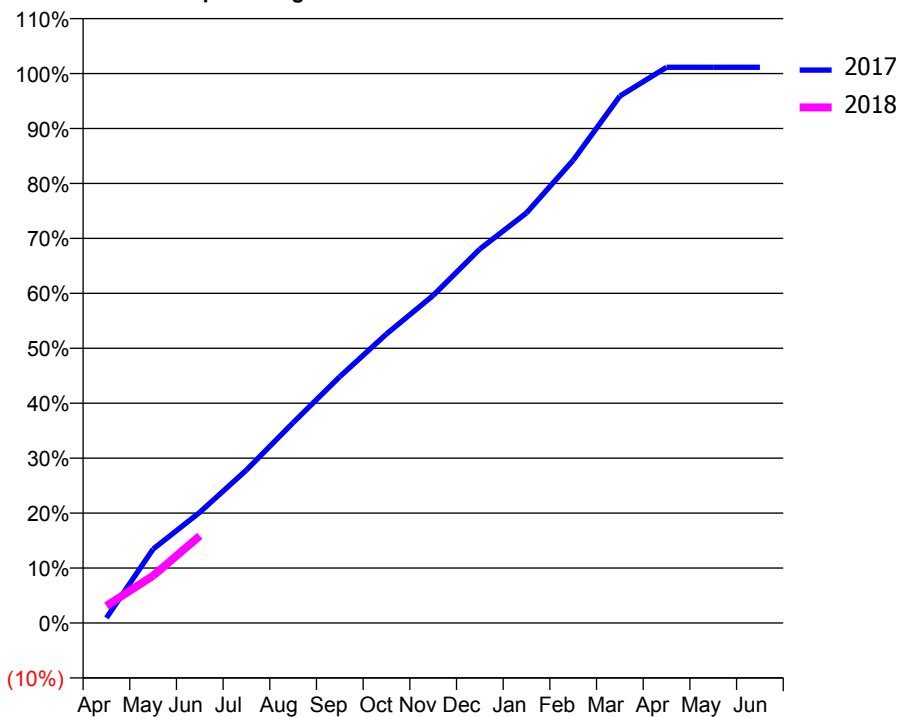
ACCESS*

Patients seen in 24 months	Total	Change since previous quarter
Quarter ending June 2016	2,352	
Quarter ending September 2016	2,344	→
Quarter ending December 2016	2,304	↓
Quarter ending March 2017	2,305	→
Quarter ending June 2017	2,301	→
Variance since June 2016	(2.2%)	↓



ACTIVITY

Cumulative percentage of contracted UDA delivered 2017 & 2018



Month	Adjusted Scheduled Activity (UDA)	
	2017	2018
April	69	231
May	999	639
June	1,496	1,178
July	2,069	
August	2,708	
September	3,331	
October	3,906	
November	4,429	
December	5,055	
January	5,543	
February	6,255	
March	7,123	
April	7,512	
May	7,513	
June	7,513	

QUALITY

	Quantity	Base Number	Contract	AT	Region	England
% of FP17s for the same patient ID Re-attending within 3 months - Children	22	223	9.9%	12.1%	13.0%	12.0%
% of FP17s for the same patient ID Re-attending within 3 months - Adults	56	408	13.7%	16.9%	16.6%	16.0%
% of FP17s for the same patient ID Re-attending between 3 & 9 months - Children	100	223	44.8%	57.7%	59.5%	58.0%
% of FP17s for the same patient ID Re-attending between 3 & 9 months - Adults	226	408	55.4%	51.0%	53.1%	50.9%
% of FP17s for Band 1 Urgent Courses	28	512	5.5%	10.6%	9.3%	9.1%
% of FP17s Relating to Free Repair or Replacements	1	512	0.2%	0.9%	1.0%	0.8%
% of FP17s Relating to Continuations	15	512	2.9%	1.1%	1.3%	1.1%
% of Patients satisfied with the dentistry they have received	1	1	N/A	91.0%	91.9%	91.7%
% of Patients satisfied with the time they had to wait for an appointment	1	1	N/A	87.5%	88.7%	88.0%

* This is based on patients treated on this contract for their most recent course of treatment. Figures in italics indicate the base number of FP17s or Patient Questionnaire responses are less than 100. N/A is shown where the base number of responses is less than 10 during the period. % is calculated as Quantity/Base number*100

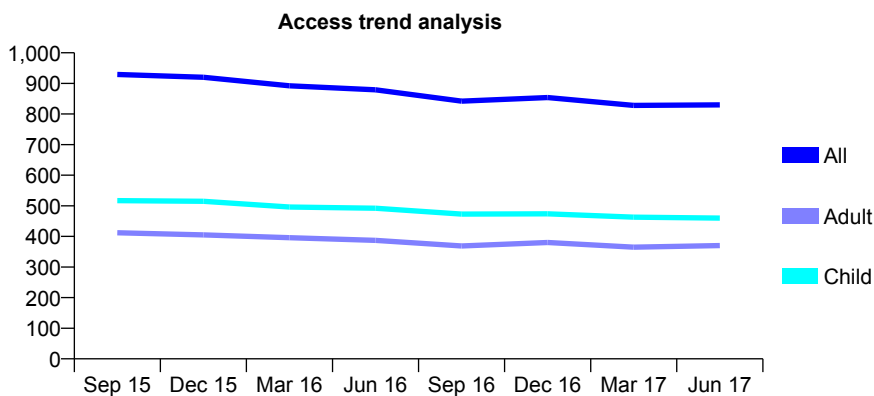
Q46 - Vital Signs At a Glance Contract Report for 119741/0001 - June 2017

Name or company name	P & J Mantel Dental Practice
Contract type name	GDS Contract
Purpose of contract	General
Contract start date	01/04/2006
Contract end date	

17/18 Contracted general activity (UDA)	2,800
Carry forward general activity (UDA)	0
17/18 Contracted orthodontic activity (UOA)	0
Carry forward orthodontic activity (UOA)	0
Baseline contract value	£59,873.45

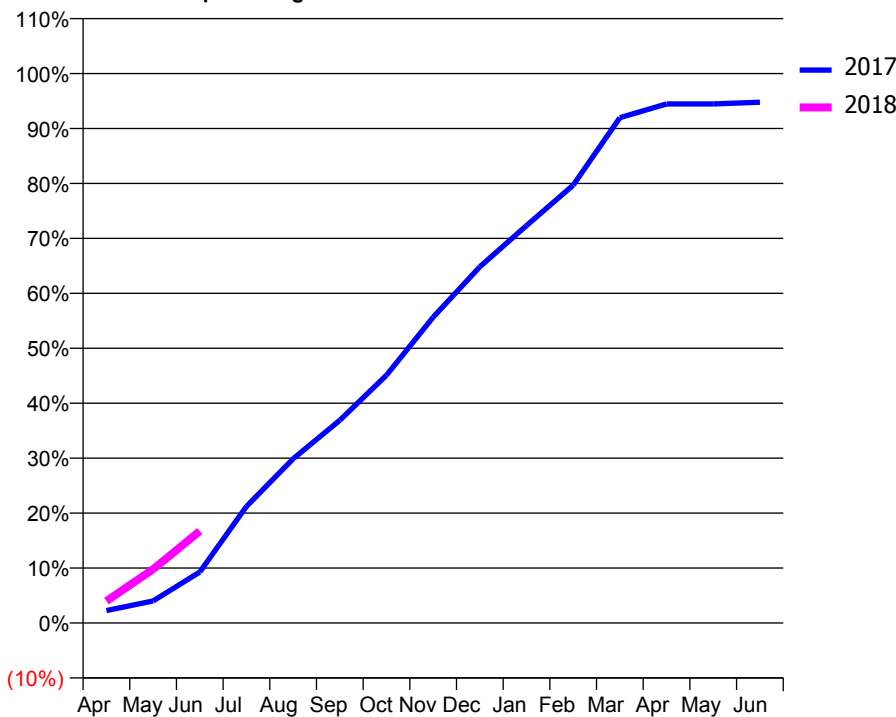
ACCESS*

Patients seen in 24 months	Total	Change since previous quarter
Quarter ending June 2016	879	
Quarter ending September 2016	842	↓
Quarter ending December 2016	854	→
Quarter ending March 2017	828	↓
Quarter ending June 2017	830	→
Variance since June 2016	(5.6%)	↓



ACTIVITY

Cumulative percentage of contracted UDA delivered 2017 & 2018



Adjusted Scheduled Activity (UDA)		
Month	2017	2018
April	45	112
May	80	274
June	185	468
July	424	
August	598	
September	738	
October	902	
November	1,113	
December	1,297	
January	1,447	
February	1,594	
March	1,839	
April	1,889	
May	1,889	
June	1,895	

QUALITY

	Quantity	Base Number	Contract	AT	Region	England
% of FP17s for the same patient ID Re-attending within 3 months - Children	6	166	3.6%	12.1%	13.0%	12.0%
% of FP17s for the same patient ID Re-attending within 3 months - Adults	4	110	3.6%	16.9%	16.6%	16.0%
% of FP17s for the same patient ID Re-attending between 3 & 9 months - Children	138	166	83.1%	57.7%	59.5%	58.0%
% of FP17s for the same patient ID Re-attending between 3 & 9 months - Adults	81	110	73.6%	51.0%	53.1%	50.9%
% of FP17s for Band 1 Urgent Courses	1	246	0.4%	10.6%	9.3%	9.1%
% of FP17s Relating to Free Repair or Replacements	0	246	0.0%	0.9%	1.0%	0.8%
% of FP17s Relating to Continuations	2	246	0.8%	1.1%	1.3%	1.1%
% of Patients satisfied with the dentistry they have received	0	0	N/A	91.0%	91.9%	91.7%
% of Patients satisfied with the time they had to wait for an appointment	0	0	N/A	87.5%	88.7%	88.0%

* This is based on patients treated on this contract for their most recent course of treatment. Figures in italics indicate the base number of FP17s or Patient Questionnaire responses are less than 100. N/A is shown where the base number of responses is less than 10 during the period. % is calculated as Quantity/Base number*100

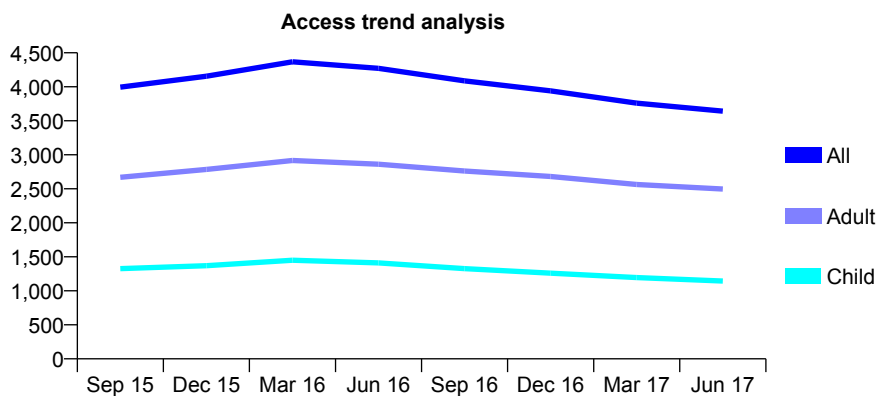
Q46 - Vital Signs At a Glance Contract Report for 120162/0001 - June 2017

Name or company name	Confidential Solutions Ltd
Contract type name	GDS Contract
Purpose of contract	General
Contract start date	01/12/2013
Contract end date	

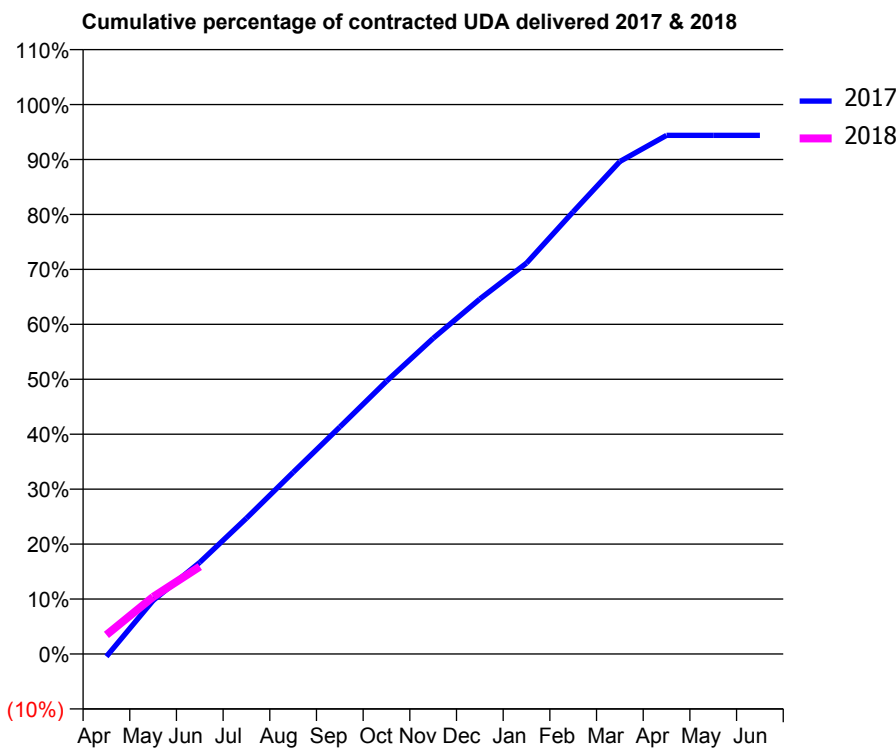
17/18 Contracted general activity (UDA)	12,935
Carry forward general activity (UDA)	0
17/18 Contracted orthodontic activity (UOA)	0
Carry forward orthodontic activity (UOA)	0
Baseline contract value	£307,039.43

ACCESS*

Patients seen in 24 months	Total	Change since previous quarter
Quarter ending June 2016	4,272	
Quarter ending September 2016	4,088	↓
Quarter ending December 2016	3,940	↓
Quarter ending March 2017	3,760	↓
Quarter ending June 2017	3,642	↓
Variance since June 2016	(14.7%)	↓



ACTIVITY



Month	Adjusted Scheduled Activity (UDA)	
	2017	2018
April	-60	449
May	1,260	1,344
June	2,157	2,057
July	3,196	
August	4,275	
September	5,345	
October	6,420	
November	7,431	
December	8,358	
January	9,203	
February	10,410	
March	11,593	
April	12,208	
May	12,209	
June	12,209	

QUALITY

	Quantity	Base Number	Contract	AT	Region	England
% of FP17s for the same patient ID Re-attending within 3 months - Children	32	348	9.2%	12.1%	13.0%	12.0%
% of FP17s for the same patient ID Re-attending within 3 months - Adults	144	901	16.0%	16.9%	16.6%	16.0%
% of FP17s for the same patient ID Re-attending between 3 & 9 months - Children	219	348	62.9%	57.7%	59.5%	58.0%
% of FP17s for the same patient ID Re-attending between 3 & 9 months - Adults	604	901	67.0%	51.0%	53.1%	50.9%
% of FP17s for Band 1 Urgent Courses	95	1,034	9.2%	10.6%	9.3%	9.1%
% of FP17s Relating to Free Repair or Replacements	11	1,034	1.1%	0.9%	1.0%	0.8%
% of FP17s Relating to Continuations	12	1,034	1.2%	1.1%	1.3%	1.1%
% of Patients satisfied with the dentistry they have received	6	7	N/A	91.0%	91.9%	91.7%
% of Patients satisfied with the time they had to wait for an appointment	7	7	N/A	87.5%	88.7%	88.0%

* This is based on patients treated on this contract for their most recent course of treatment. Figures in italics indicate the base number of FP17s or Patient Questionnaire responses are less than 100. N/A is shown where the base number of responses is less than 10 during the period. % is calculated as Quantity/Base number*100

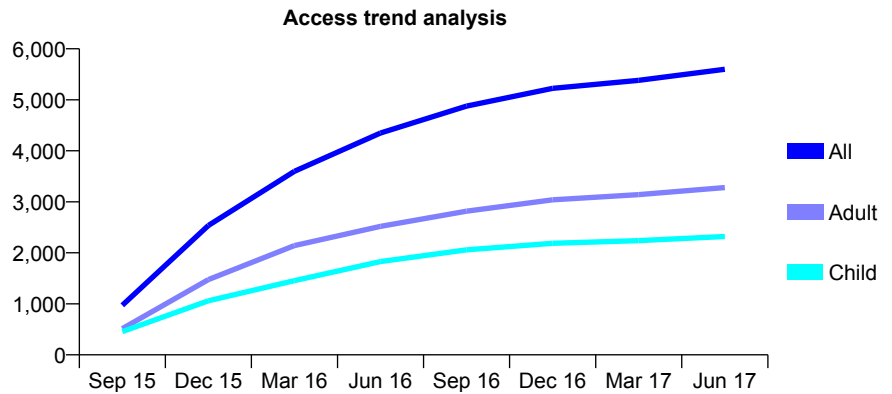
Q46 - Vital Signs At a Glance Contract Report for 121118/0001 - June 2017

Name or company name	The Tooth Place Limited
Contract type name	GDS Contract
Purpose of contract	General
Contract start date	01/08/2015
Contract end date	

17/18 Contracted general activity (UDA)	16,195
Carry forward general activity (UDA)	0
17/18 Contracted orthodontic activity (UOA)	0
Carry forward orthodontic activity (UOA)	0
Baseline contract value	£539,696.57

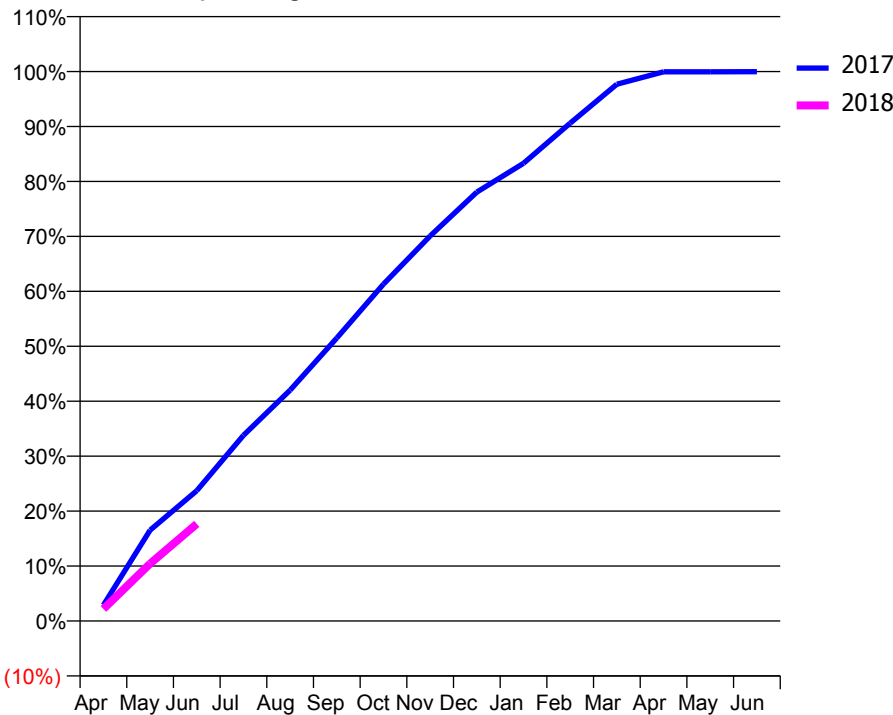
ACCESS*

Patients seen in 24 months	Total	Change since previous quarter
Quarter ending June 2016	4,348	
Quarter ending September 2016	4,876	↑
Quarter ending December 2016	5,224	↑
Quarter ending March 2017	5,382	↑
Quarter ending June 2017	5,599	↑
Variance since June 2016	28.8%	↑



ACTIVITY

Cumulative percentage of contracted UDA delivered 2017 & 2018



Month	Adjusted Scheduled Activity (UDA)	
	2017	2018
April	471	356
May	2,679	1,691
June	3,840	2,864
July	5,472	
August	6,806	
September	8,342	
October	9,931	
November	11,349	
December	12,642	
January	13,490	
February	14,673	
March	15,821	
April	16,184	
May	16,187	
June	16,190	

QUALITY

	Quantity	Base Number	Contract	AT	Region	England
% of FP17s for the same patient ID Re-attending within 3 months - Children	67	875	7.7%	12.1%	13.0%	12.0%
% of FP17s for the same patient ID Re-attending within 3 months - Adults	220	1,147	19.2%	16.9%	16.6%	16.0%
% of FP17s for the same patient ID Re-attending between 3 & 9 months - Children	541	875	61.8%	57.7%	59.5%	58.0%
% of FP17s for the same patient ID Re-attending between 3 & 9 months - Adults	671	1,147	58.5%	51.0%	53.1%	50.9%
% of FP17s for Band 1 Urgent Courses	148	1,462	10.1%	10.6%	9.3%	9.1%
% of FP17s Relating to Free Repair or Replacements	26	1,462	1.8%	0.9%	1.0%	0.8%
% of FP17s Relating to Continuations	22	1,462	1.5%	1.1%	1.3%	1.1%
% of Patients satisfied with the dentistry they have received	7	8	N/A	91.0%	91.9%	91.7%
% of Patients satisfied with the time they had to wait for an appointment	7	8	N/A	87.5%	88.7%	88.0%

* This is based on patients treated on this contract for their most recent course of treatment. Figures in italics indicate the base number of FP17s or Patient Questionnaire responses are less than 100. N/A is shown where the base number of responses is less than 10 during the period. % is calculated as Quantity/Base number*100

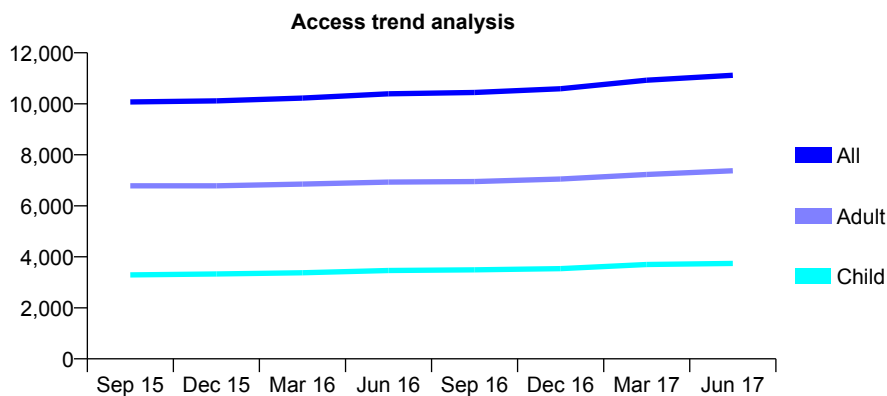
Q46 - Vital Signs At a Glance Contract Report for 121274/0001 - June 2017

Name or company name	Freshdental Practice Ltd
Contract type name	GDS Contract
Purpose of contract	General
Contract start date	01/04/2011
Contract end date	

17/18 Contracted general activity (UDA)	28,724
Carry forward general activity (UDA)	0
17/18 Contracted orthodontic activity (UOA)	0
Carry forward orthodontic activity (UOA)	0
Baseline contract value	£719,384.71

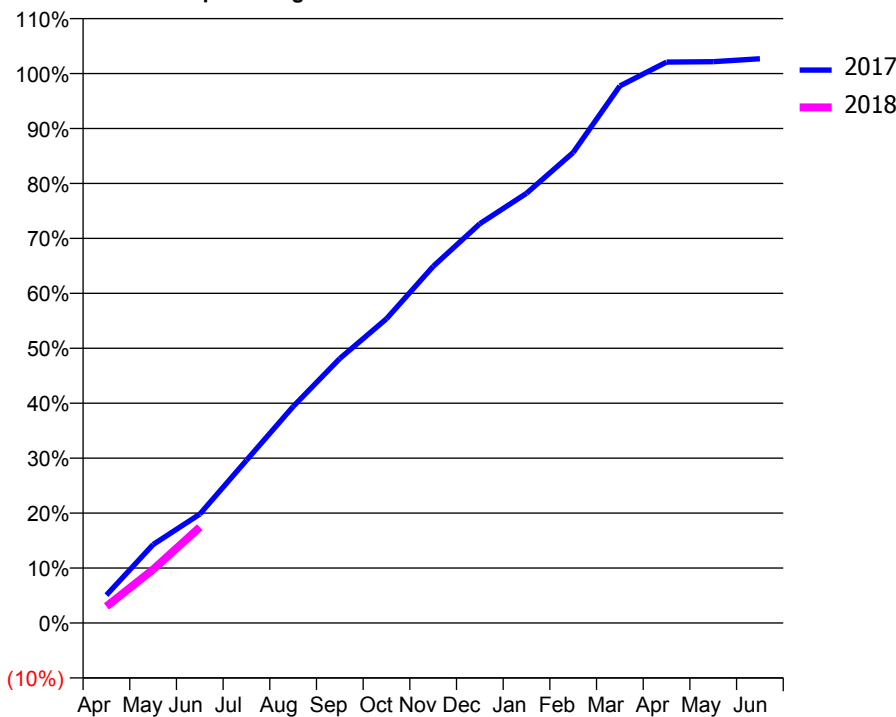
ACCESS*

Patients seen in 24 months	Total	Change since previous quarter
Quarter ending June 2016	10,394	
Quarter ending September 2016	10,444	→
Quarter ending December 2016	10,589	→
Quarter ending March 2017	10,928	↑
Quarter ending June 2017	11,118	→
Variance since June 2016	7.0%	↑



ACTIVITY

Cumulative percentage of contracted UDA delivered 2017 & 2018



Month	Adjusted Scheduled Activity (UDA)	
	2017	2018
April	1,486	866
May	4,172	2,796
June	5,791	5,010
July	8,658	
August	11,510	
September	14,062	
October	16,179	
November	18,966	
December	21,236	
January	22,849	
February	25,024	
March	28,556	
April	29,827	
May	29,849	
June	30,003	

QUALITY

	Quantity	Base Number	Contract	AT	Region	England
% of FP17s for the same patient ID Re-attending within 3 months - Children	122	1,250	9.8%	12.1%	13.0%	12.0%
% of FP17s for the same patient ID Re-attending within 3 months - Adults	248	2,178	11.4%	16.9%	16.6%	16.0%
% of FP17s for the same patient ID Re-attending between 3 & 9 months - Children	790	1,250	63.2%	57.7%	59.5%	58.0%
% of FP17s for the same patient ID Re-attending between 3 & 9 months - Adults	1,108	2,178	50.9%	51.0%	53.1%	50.9%
% of FP17s for Band 1 Urgent Courses	202	2,515	8.0%	10.6%	9.3%	9.1%
% of FP17s Relating to Free Repair or Replacements	9	2,515	0.4%	0.9%	1.0%	0.8%
% of FP17s Relating to Continuations	7	2,515	0.3%	1.1%	1.3%	1.1%
% of Patients satisfied with the dentistry they have received	4	5	N/A	91.0%	91.9%	91.7%
% of Patients satisfied with the time they had to wait for an appointment	5	5	N/A	87.5%	88.7%	88.0%

* This is based on patients treated on this contract for their most recent course of treatment. Figures in italics indicate the base number of FP17s or Patient Questionnaire responses are less than 100. N/A is shown where the base number of responses is less than 10 during the period. % is calculated as Quantity/Base number*100

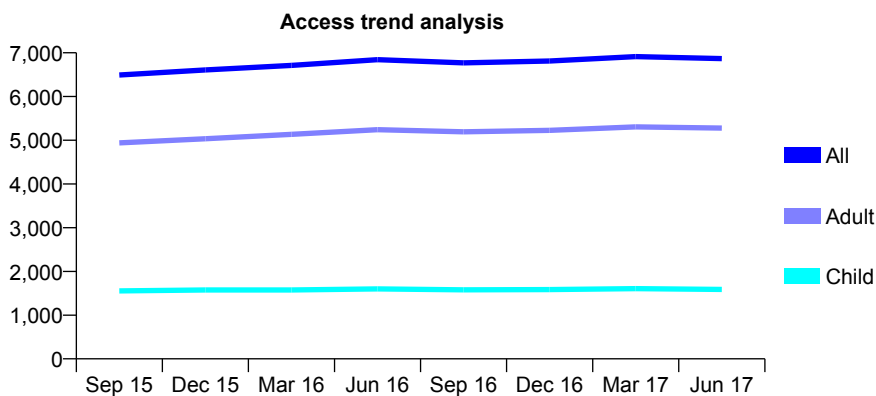
Q46 - Vital Signs At a Glance Contract Report for 122211/0001 - June 2017

Name or company name	Durgan & Ashworth Dental Care Ltd
Contract type name	GDS Contract
Purpose of contract	General
Contract start date	01/05/2007
Contract end date	

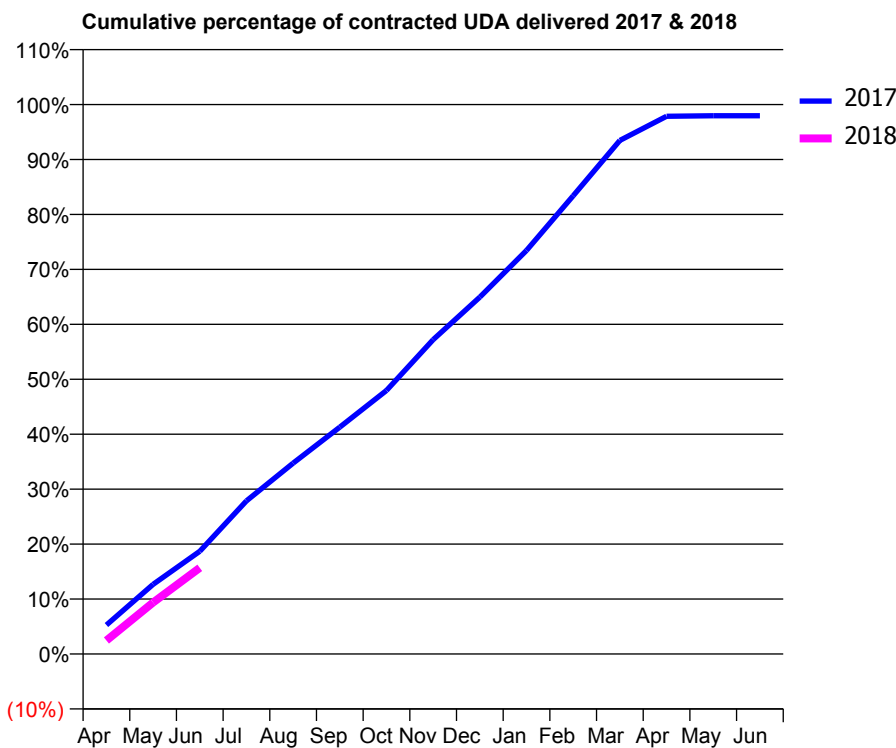
17/18 Contracted general activity (UDA)	19,207
Carry forward general activity (UDA)	0
17/18 Contracted orthodontic activity (UOA)	0
Carry forward orthodontic activity (UOA)	0
Baseline contract value	£628,844.55

ACCESS*

Patients seen in 24 months	Total	Change since previous quarter
Quarter ending June 2016	6,842	
Quarter ending September 2016	6,770	↓
Quarter ending December 2016	6,812	→
Quarter ending March 2017	6,913	→
Quarter ending June 2017	6,866	→
Variance since June 2016	0.4%	→



ACTIVITY



Month	Adjusted Scheduled Activity (UDA)	
	2017	2018
April	1,013	475
May	2,436	1,803
June	3,593	3,014
July	5,353	
August	6,673	
September	7,933	
October	9,211	
November	10,990	
December	12,477	
January	14,104	
February	16,018	
March	17,953	
April	18,798	
May	18,812	
June	18,816	

QUALITY

	Quantity	Base Number	Contract	AT	Region	England
% of FP17s for the same patient ID Re-attending within 3 months - Children	39	495	7.9%	12.1%	13.0%	12.0%
% of FP17s for the same patient ID Re-attending within 3 months - Adults	332	1,639	20.3%	16.9%	16.6%	16.0%
% of FP17s for the same patient ID Re-attending between 3 & 9 months - Children	278	495	56.2%	57.7%	59.5%	58.0%
% of FP17s for the same patient ID Re-attending between 3 & 9 months - Adults	818	1,639	49.9%	51.0%	53.1%	50.9%
% of FP17s for Band 1 Urgent Courses	218	1,736	12.6%	10.6%	9.3%	9.1%
% of FP17s Relating to Free Repair or Replacements	23	1,736	1.3%	0.9%	1.0%	0.8%
% of FP17s Relating to Continuations	50	1,736	2.9%	1.1%	1.3%	1.1%
% of Patients satisfied with the dentistry they have received	9	10	90.0%	91.0%	91.9%	91.7%
% of Patients satisfied with the time they had to wait for an appointment	8	10	80.0%	87.5%	88.7%	88.0%

* This is based on patients treated on this contract for their most recent course of treatment. Figures in italics indicate the base number of FP17s or Patient Questionnaire responses are less than 100. N/A is shown where the base number of responses is less than 10 during the period. % is calculated as Quantity/Base number*100

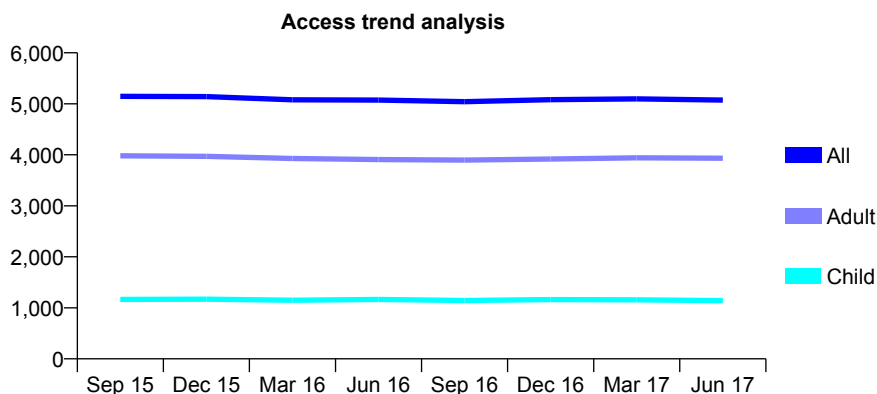
Q46 - Vital Signs At a Glance Contract Report for 123056/0001 - June 2017

Name or company name	AJ Fletchers Dental Surgery
Contract type name	GDS Contract
Purpose of contract	General
Contract start date	01/04/2013
Contract end date	

17/18 Contracted general activity (UDA)	12,364
Carry forward general activity (UDA)	0
17/18 Contracted orthodontic activity (UOA)	0
Carry forward orthodontic activity (UOA)	0
Baseline contract value	£340,917.44

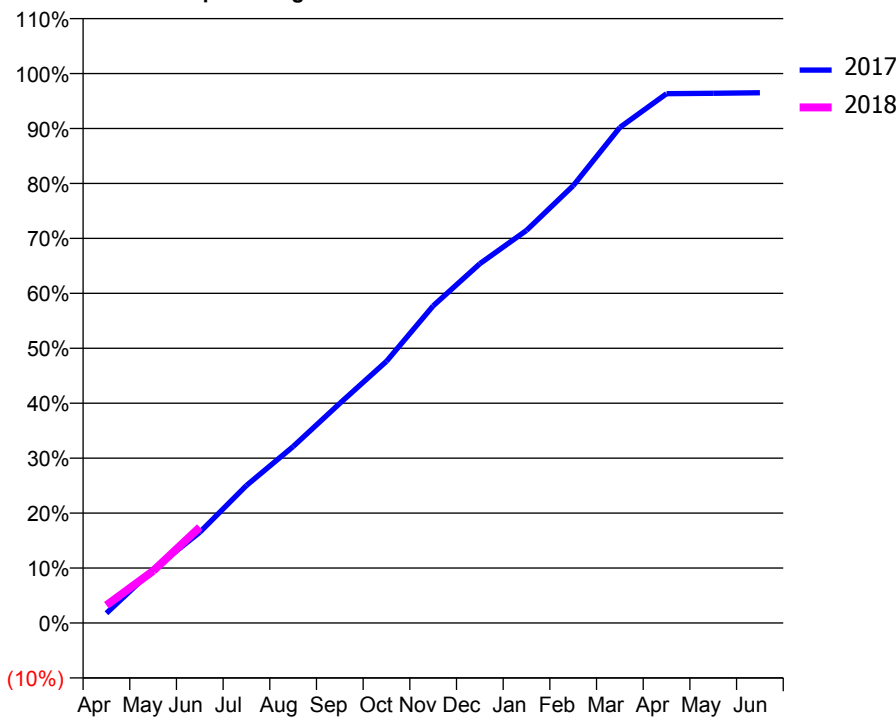
ACCESS*

Patients seen in 24 months	Total	Change since previous quarter
Quarter ending June 2016	5,072	
Quarter ending September 2016	5,043	→
Quarter ending December 2016	5,080	→
Quarter ending March 2017	5,098	→
Quarter ending June 2017	5,073	→
Variance since June 2016	0.0%	→



ACTIVITY

Cumulative percentage of contracted UDA delivered 2017 & 2018



Month	Adjusted Scheduled Activity (UDA)	
	2017	2018
April	222	399
May	1,205	1,172
June	2,041	2,155
July	3,093	
August	3,970	
September	4,942	
October	5,888	
November	7,135	
December	8,084	
January	8,835	
February	9,840	
March	11,152	
April	11,911	
May	11,920	
June	11,931	

QUALITY

	Quantity	Base Number	Contract	AT	Region	England
% of FP17s for the same patient ID Re-attending within 3 months - Children	26	368	7.1%	12.1%	13.0%	12.0%
% of FP17s for the same patient ID Re-attending within 3 months - Adults	120	1,190	10.1%	16.9%	16.6%	16.0%
% of FP17s for the same patient ID Re-attending between 3 & 9 months - Children	219	368	59.5%	57.7%	59.5%	58.0%
% of FP17s for the same patient ID Re-attending between 3 & 9 months - Adults	712	1,190	59.8%	51.0%	53.1%	50.9%
% of FP17s for Band 1 Urgent Courses	39	1,201	3.2%	10.6%	9.3%	9.1%
% of FP17s Relating to Free Repair or Replacements	6	1,201	0.5%	0.9%	1.0%	0.8%
% of FP17s Relating to Continuations	12	1,201	1.0%	1.1%	1.3%	1.1%
% of Patients satisfied with the dentistry they have received	4	4	N/A	91.0%	91.9%	91.7%
% of Patients satisfied with the time they had to wait for an appointment	3	4	N/A	87.5%	88.7%	88.0%

* This is based on patients treated on this contract for their most recent course of treatment. Figures in italics indicate the base number of FP17s or Patient Questionnaire responses are less than 100. N/A is shown where the base number of responses is less than 10 during the period. % is calculated as Quantity/Base number*100

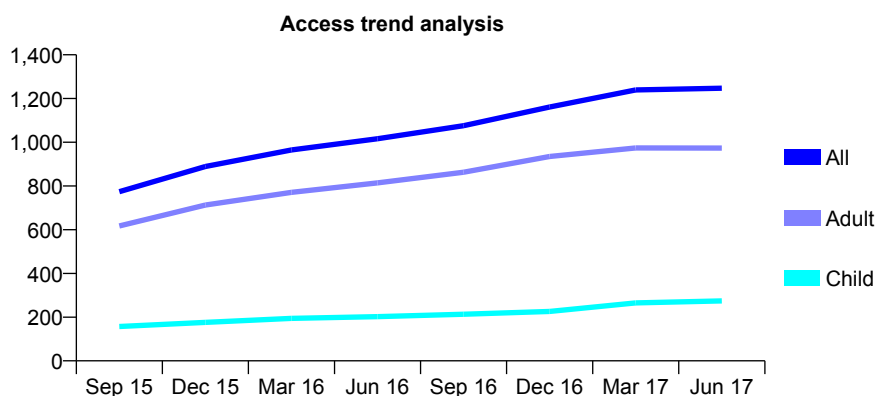
Q46 - Vital Signs At a Glance Contract Report for 124168/0001 - June 2017

Name or company name	Blackley Dental Surgery
Contract type name	GDS Contract
Purpose of contract	General
Contract start date	01/02/2015
Contract end date	

17/18 Contracted general activity (UDA)	6,208
Carry forward general activity (UDA)	0
17/18 Contracted orthodontic activity (UOA)	0
Carry forward orthodontic activity (UOA)	0
Baseline contract value	£189,302.84

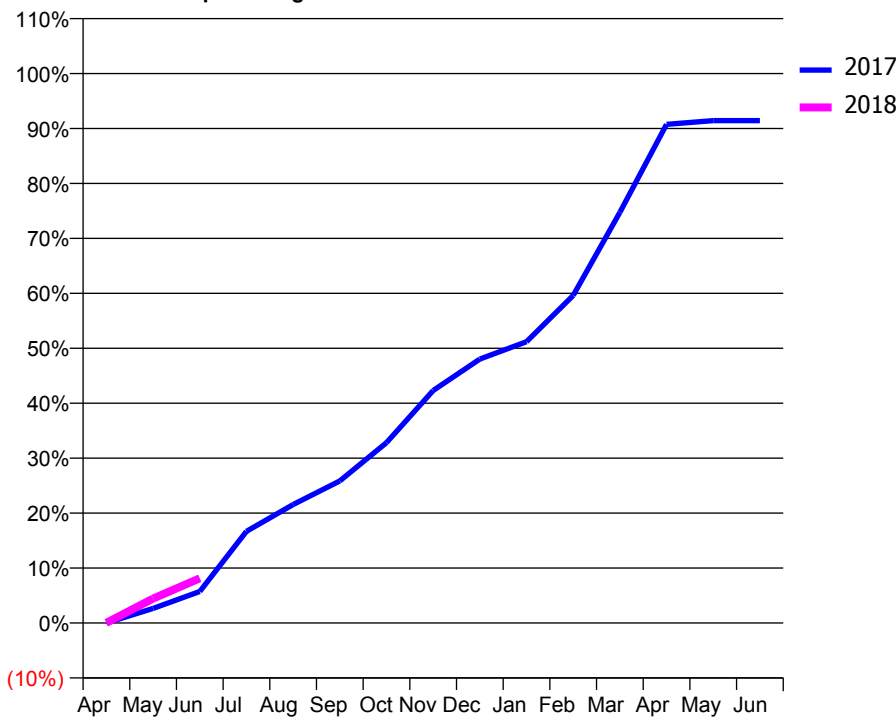
ACCESS*

Patients seen in 24 months	Total	Change since previous quarter
Quarter ending June 2016	1,016	
Quarter ending September 2016	1,076	↑
Quarter ending December 2016	1,161	↑
Quarter ending March 2017	1,239	↑
Quarter ending June 2017	1,247	→
Variance since June 2016	22.7%	↑



ACTIVITY

Cumulative percentage of contracted UDA delivered 2017 & 2018



Month	Adjusted Scheduled Activity (UDA)	
	2017	2018
April	0	3
May	165	276
June	357	506
July	1,035	
August	1,339	
September	1,605	
October	2,037	
November	2,626	
December	2,983	
January	3,178	
February	3,700	
March	4,639	
April	5,633	
May	5,675	
June	5,676	

QUALITY

	Quantity	Base Number	Contract	AT	Region	England
% of FP17s for the same patient ID Re-attending within 3 months - Children	13	111	11.7%	12.1%	13.0%	12.0%
% of FP17s for the same patient ID Re-attending within 3 months - Adults	48	325	14.8%	16.9%	16.6%	16.0%
% of FP17s for the same patient ID Re-attending between 3 & 9 months - Children	45	111	40.5%	57.7%	59.5%	58.0%
% of FP17s for the same patient ID Re-attending between 3 & 9 months - Adults	156	325	48.0%	51.0%	53.1%	50.9%
% of FP17s for Band 1 Urgent Courses	14	170	8.2%	10.6%	9.3%	9.1%
% of FP17s Relating to Free Repair or Replacements	2	170	1.2%	0.9%	1.0%	0.8%
% of FP17s Relating to Continuations	0	170	0.0%	1.1%	1.3%	1.1%
% of Patients satisfied with the dentistry they have received	2	2	N/A	91.0%	91.9%	91.7%
% of Patients satisfied with the time they had to wait for an appointment	2	2	N/A	87.5%	88.7%	88.0%

* This is based on patients treated on this contract for their most recent course of treatment. Figures in italics indicate the base number of FP17s or Patient Questionnaire responses are less than 100. N/A is shown where the base number of responses is less than 10 during the period. % is calculated as Quantity/Base number*100

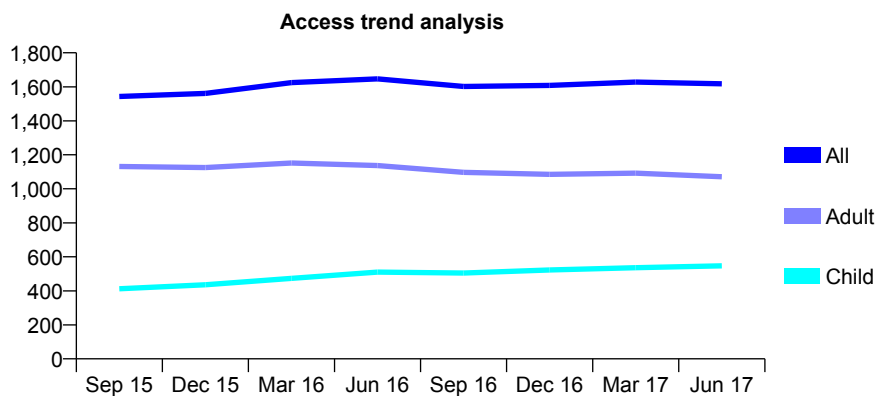
Q46 - Vital Signs At a Glance Contract Report for 124257/0001 - June 2017

Name or company name	East Road Care Ltd.
Contract type name	GDS Contract
Purpose of contract	General
Contract start date	07/02/2007
Contract end date	

17/18 Contracted general activity (UDA)	6,628
Carry forward general activity (UDA)	0
17/18 Contracted orthodontic activity (UOA)	0
Carry forward orthodontic activity (UOA)	0
Baseline contract value	£235,827.03

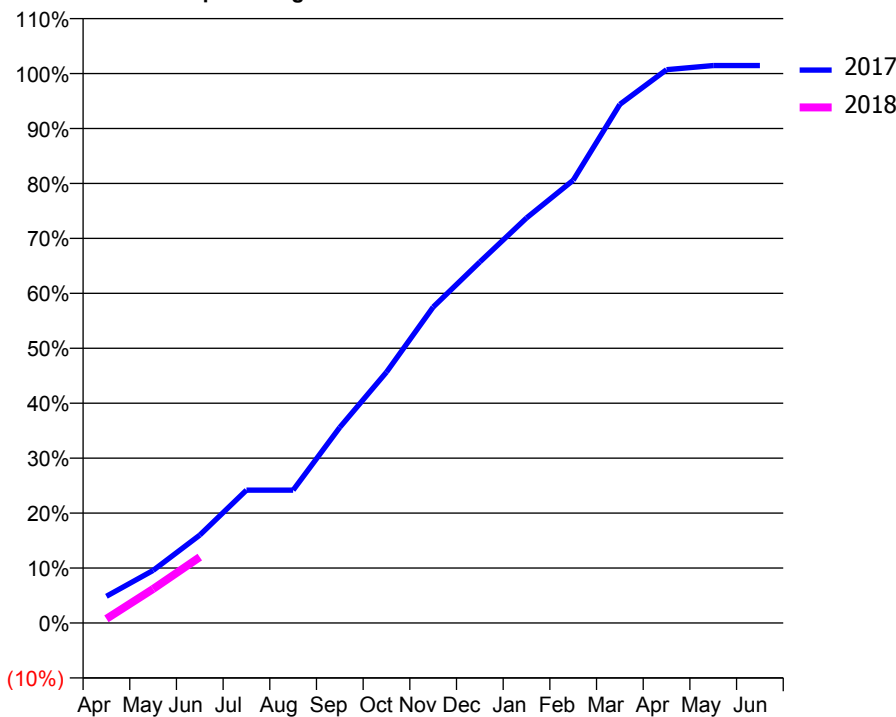
ACCESS*

Patients seen in 24 months	Total	Change since previous quarter
Quarter ending June 2016	1,647	
Quarter ending September 2016	1,602	↓
Quarter ending December 2016	1,608	→
Quarter ending March 2017	1,628	→
Quarter ending June 2017	1,618	→
Variance since June 2016	(1.8%)	↓



ACTIVITY

Cumulative percentage of contracted UDA delivered 2017 & 2018



Month	Adjusted Scheduled Activity (UDA)	
	2017	2018
April	322	51
May	635	411
June	1,061	795
July	1,602	
August	1,602	
September	2,360	
October	3,026	
November	3,811	
December	4,354	
January	4,886	
February	5,341	
March	6,255	
April	6,674	
May	6,724	
June	6,725	

QUALITY

	Quantity	Base Number	Contract	AT	Region	England
% of FP17s for the same patient ID Re-attending within 3 months - Children	8	130	6.2%	12.1%	13.0%	12.0%
% of FP17s for the same patient ID Re-attending within 3 months - Adults	22	255	8.6%	16.9%	16.6%	16.0%
% of FP17s for the same patient ID Re-attending between 3 & 9 months - Children	59	130	45.4%	57.7%	59.5%	58.0%
% of FP17s for the same patient ID Re-attending between 3 & 9 months - Adults	84	255	32.9%	51.0%	53.1%	50.9%
% of FP17s for Band 1 Urgent Courses	59	282	20.9%	10.6%	9.3%	9.1%
% of FP17s Relating to Free Repair or Replacements	0	282	0.0%	0.9%	1.0%	0.8%
% of FP17s Relating to Continuations	3	282	1.1%	1.1%	1.3%	1.1%
% of Patients satisfied with the dentistry they have received	9	9	N/A	91.0%	91.9%	91.7%
% of Patients satisfied with the time they had to wait for an appointment	7	9	N/A	87.5%	88.7%	88.0%

* This is based on patients treated on this contract for their most recent course of treatment. Figures in italics indicate the base number of FP17s or Patient Questionnaire responses are less than 100. N/A is shown where the base number of responses is less than 10 during the period. % is calculated as Quantity/Base number*100

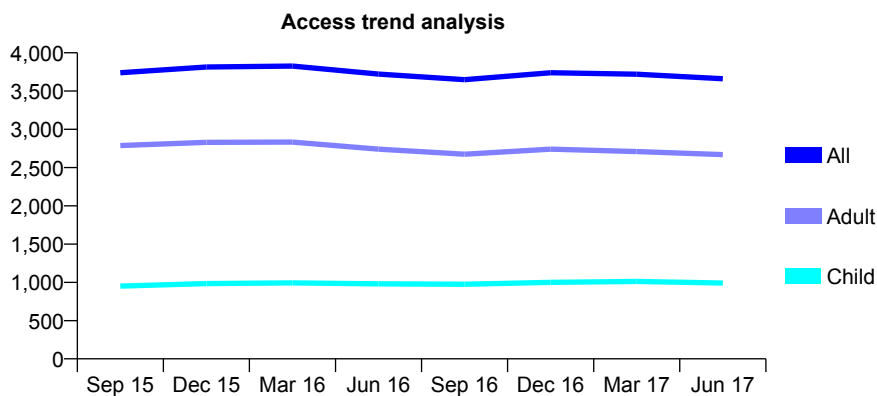
Q46 - Vital Signs At a Glance Contract Report for 124354/0001 - June 2017

Name or company name	Claremont Dental Practice
Contract type name	GDS Contract
Purpose of contract	General
Contract start date	01/06/2012
Contract end date	

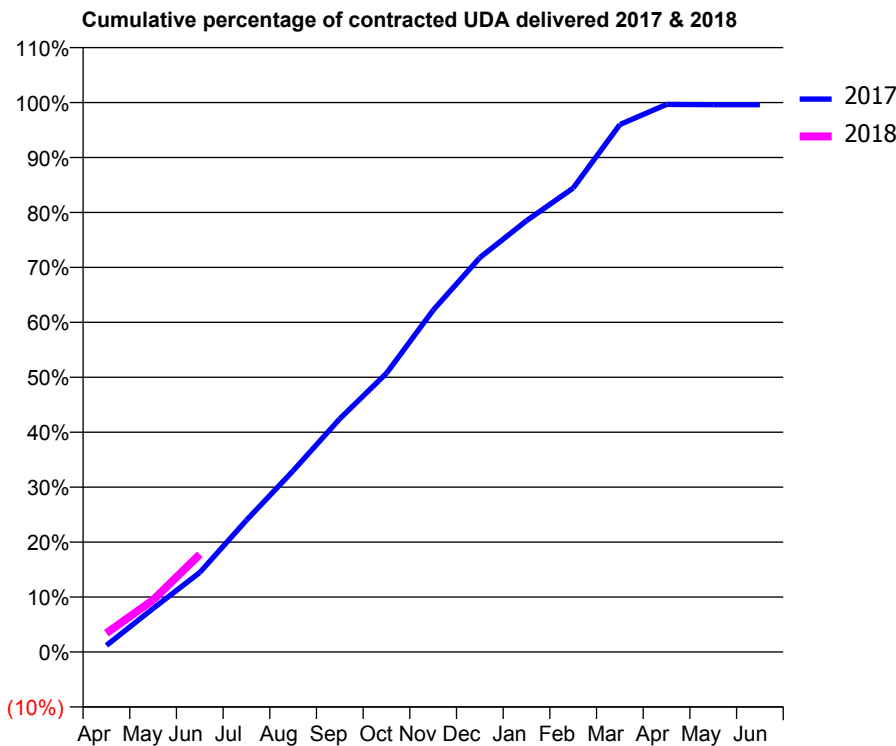
17/18 Contracted general activity (UDA)	12,521
Carry forward general activity (UDA)	0
17/18 Contracted orthodontic activity (UOA)	0
Carry forward orthodontic activity (UOA)	0
Baseline contract value	£325,990.79

ACCESS*

Patients seen in 24 months	Total	Change since previous quarter
Quarter ending June 2016	3,722	
Quarter ending September 2016	3,649	↓
Quarter ending December 2016	3,740	↑
Quarter ending March 2017	3,721	→
Quarter ending June 2017	3,661	↓
Variance since June 2016	(1.6%)	↓



ACTIVITY



Month	Adjusted Scheduled Activity (UDA)	
	2017	2018
April	151	429
May	993	1,187
June	1,813	2,226
July	3,002	
August	4,131	
September	5,315	
October	6,352	
November	7,788	
December	8,986	
January	9,827	
February	10,572	
March	12,020	
April	12,478	
May	12,470	
June	12,472	

QUALITY

	Quantity	Base Number	Contract	AT	Region	England
% of FP17s for the same patient ID Re-attending within 3 months - Children	46	367	12.5%	12.1%	13.0%	12.0%
% of FP17s for the same patient ID Re-attending within 3 months - Adults	223	993	22.5%	16.9%	16.6%	16.0%
% of FP17s for the same patient ID Re-attending between 3 & 9 months - Children	246	367	67.0%	57.7%	59.5%	58.0%
% of FP17s for the same patient ID Re-attending between 3 & 9 months - Adults	577	993	58.1%	51.0%	53.1%	50.9%
% of FP17s for Band 1 Urgent Courses	169	1,148	14.7%	10.6%	9.3%	9.1%
% of FP17s Relating to Free Repair or Replacements	23	1,148	2.0%	0.9%	1.0%	0.8%
% of FP17s Relating to Continuations	15	1,148	1.3%	1.1%	1.3%	1.1%
% of Patients satisfied with the dentistry they have received	6	6	N/A	91.0%	91.9%	91.7%
% of Patients satisfied with the time they had to wait for an appointment	4	6	N/A	87.5%	88.7%	88.0%

* This is based on patients treated on this contract for their most recent course of treatment. Figures in italics indicate the base number of FP17s or Patient Questionnaire responses are less than 100. N/A is shown where the base number of responses is less than 10 during the period. % is calculated as Quantity/Base number*100

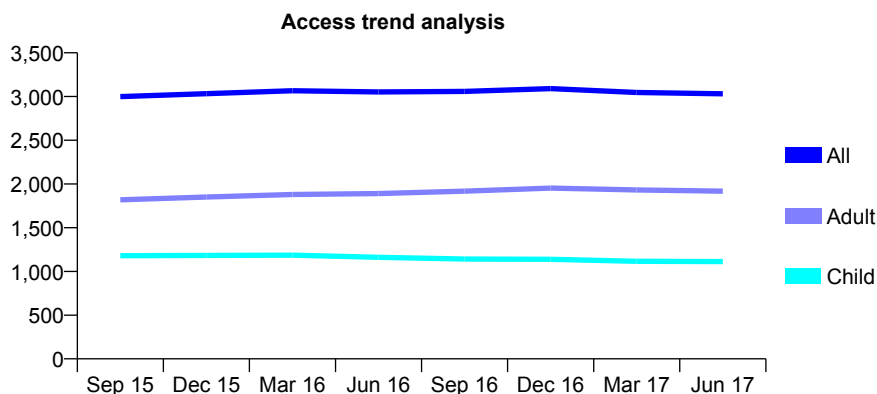
Q46 - Vital Signs At a Glance Contract Report for 125040/0001 - June 2017

Name or company name	Red Rose Dental Group
Contract type name	GDS Contract
Purpose of contract	General and Orthodontic
Contract start date	01/04/2013
Contract end date	

17/18 Contracted general activity (UDA)	6,575
Carry forward general activity (UDA)	0
17/18 Contracted orthodontic activity (UOA)	5,533
Carry forward orthodontic activity (UOA)	0
Baseline contract value	£559,552.17

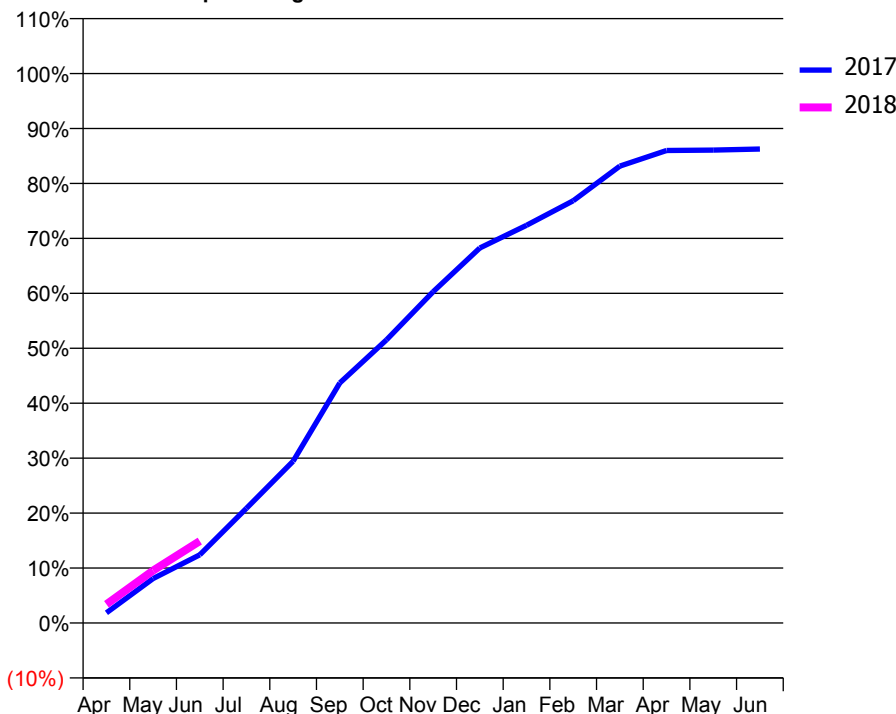
ACCESS*

Patients seen in 24 months	Total	Change since previous quarter
Quarter ending June 2016	3,053	
Quarter ending September 2016	3,058	→
Quarter ending December 2016	3,091	→
Quarter ending March 2017	3,046	↓
Quarter ending June 2017	3,031	→
Variance since June 2016	(0.7%)	→



ACTIVITY

Cumulative percentage of contracted UDA delivered 2017 & 2018



Adjusted Scheduled Activity (UDA)

Month	2017	2018
April	122	224
May	533	627
June	816	981
July	1,372	
August	1,936	
September	2,873	
October	3,387	
November	3,965	
December	4,487	
January	4,759	
February	5,053	
March	5,467	
April	5,655	
May	5,659	
June	5,671	

QUALITY

	Quantity	Base Number	Contract	AT	Region	England
% of FP17s for the same patient ID Re-attending within 3 months - Children	31	506	6.1%	12.1%	13.0%	12.0%
% of FP17s for the same patient ID Re-attending within 3 months - Adults	60	459	13.1%	16.9%	16.6%	16.0%
% of FP17s for the same patient ID Re-attending between 3 & 9 months - Children	194	506	38.3%	57.7%	59.5%	58.0%
% of FP17s for the same patient ID Re-attending between 3 & 9 months - Adults	222	459	48.4%	51.0%	53.1%	50.9%
% of FP17s for Band 1 Urgent Courses	43	531	8.1%	10.6%	9.3%	9.1%
% of FP17s Relating to Free Repair or Replacements	3	531	0.6%	0.9%	1.0%	0.8%
% of FP17s Relating to Continuations	3	531	0.6%	1.1%	1.3%	1.1%
% of Patients satisfied with the dentistry they have received	2	2	N/A	91.0%	91.9%	91.7%
% of Patients satisfied with the time they had to wait for an appointment	2	2	N/A	87.5%	88.7%	88.0%

* This is based on patients treated on this contract for their most recent course of treatment. Figures in italics indicate the base number of FP17s or Patient Questionnaire responses are less than 100. N/A is shown where the base number of responses is less than 10 during the period. % is calculated as Quantity/Base number*100

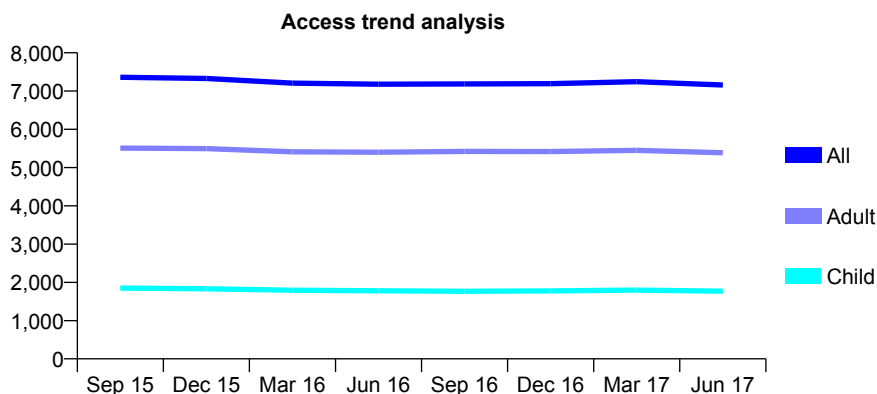
Q46 - Vital Signs At a Glance Contract Report for 126055/0001 - June 2017

Name or company name	Hamani Healthcare Ltd
Contract type name	GDS Contract
Purpose of contract	General
Contract start date	01/12/2011
Contract end date	

17/18 Contracted general activity (UDA)	23,392
Carry forward general activity (UDA)	0
17/18 Contracted orthodontic activity (UOA)	0
Carry forward orthodontic activity (UOA)	0
Baseline contract value	£573,227.72

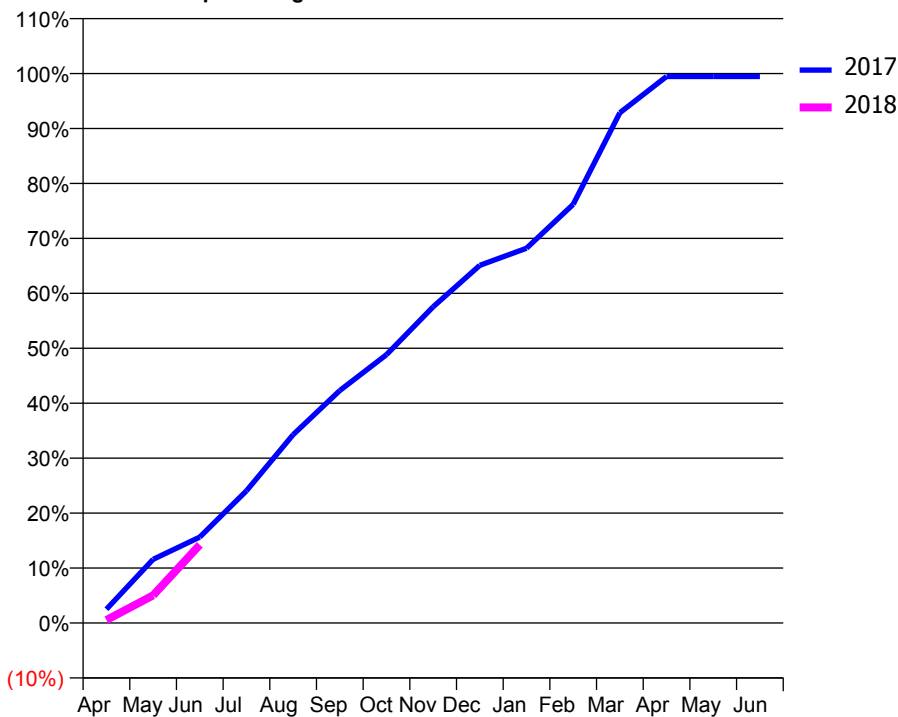
ACCESS*

Patients seen in 24 months	Total	Change since previous quarter
Quarter ending June 2016	7,179	
Quarter ending September 2016	7,187	→
Quarter ending December 2016	7,194	→
Quarter ending March 2017	7,247	→
Quarter ending June 2017	7,157	↓
Variance since June 2016	(0.3%)	→



ACTIVITY

Cumulative percentage of contracted UDA delivered 2017 & 2018



Month	Adjusted Scheduled Activity (UDA)	
	2017	2018
April	587	129
May	2,708	1,176
June	3,660	3,329
July	5,629	
August	8,017	
September	9,896	
October	11,421	
November	13,460	
December	15,225	
January	15,953	
February	17,824	
March	21,722	
April	23,266	
May	23,266	
June	23,266	

QUALITY

	Quantity	Base Number	Contract	AT	Region	England
% of FP17s for the same patient ID Re-attending within 3 months - Children	64	613	10.4%	12.1%	13.0%	12.0%
% of FP17s for the same patient ID Re-attending within 3 months - Adults	298	1,728	17.2%	16.9%	16.6%	16.0%
% of FP17s for the same patient ID Re-attending between 3 & 9 months - Children	402	613	65.6%	57.7%	59.5%	58.0%
% of FP17s for the same patient ID Re-attending between 3 & 9 months - Adults	886	1,728	51.3%	51.0%	53.1%	50.9%
% of FP17s for Band 1 Urgent Courses	141	1,750	8.1%	10.6%	9.3%	9.1%
% of FP17s Relating to Free Repair or Replacements	11	1,750	0.6%	0.9%	1.0%	0.8%
% of FP17s Relating to Continuations	89	1,750	5.1%	1.1%	1.3%	1.1%
% of Patients satisfied with the dentistry they have received	0	0	N/A	91.0%	91.9%	91.7%
% of Patients satisfied with the time they had to wait for an appointment	0	0	N/A	87.5%	88.7%	88.0%

* This is based on patients treated on this contract for their most recent course of treatment. Figures in italics indicate the base number of FP17s or Patient Questionnaire responses are less than 100. N/A is shown where the base number of responses is less than 10 during the period. % is calculated as Quantity/Base number*100

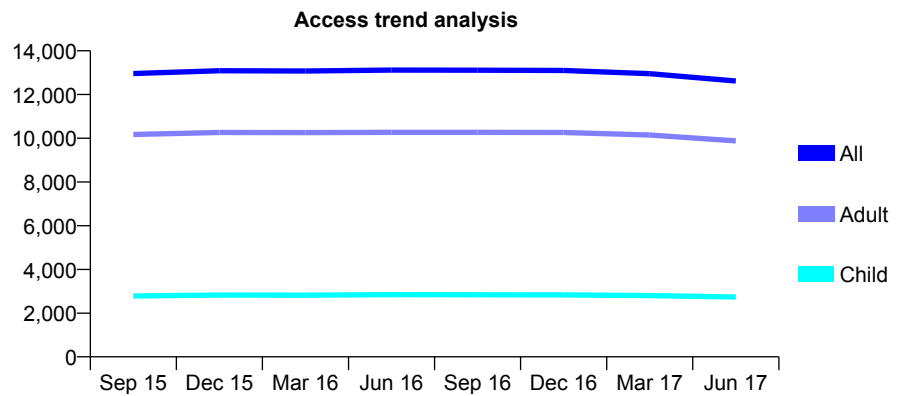
Q46 - Vital Signs At a Glance Contract Report for 126640/0001 - June 2017

Name or company name	Florence House Dental Practice Partnership
Contract type name	GDS Contract
Purpose of contract	General
Contract start date	01/11/2012
Contract end date	

17/18 Contracted general activity (UDA)	39,318
Carry forward general activity (UDA)	0
17/18 Contracted orthodontic activity (UOA)	0
Carry forward orthodontic activity (UOA)	0
Baseline contract value	£1,106,744.52

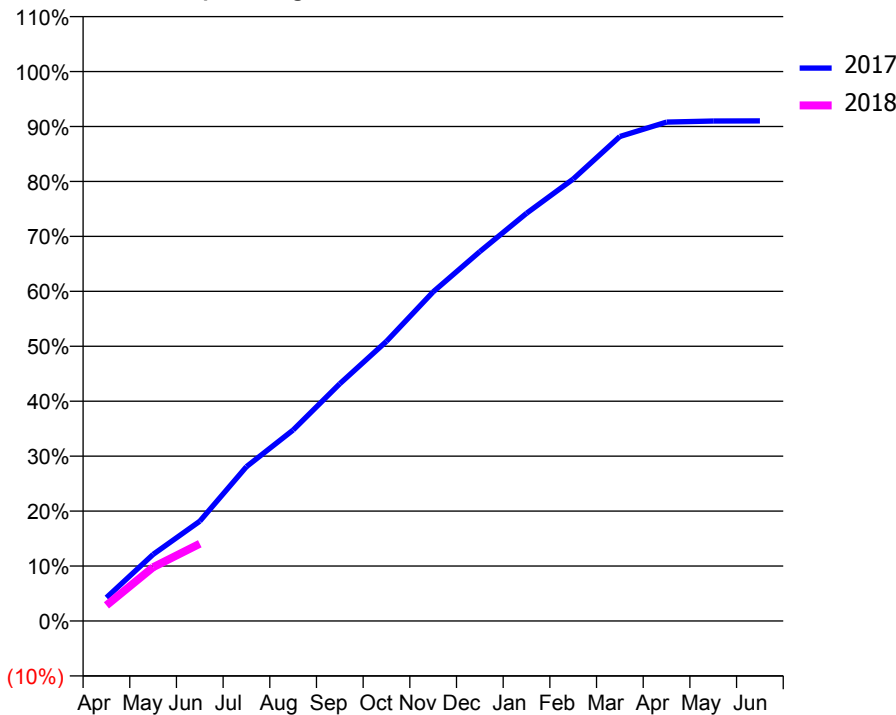
ACCESS*

Patients seen in 24 months	Total	Change since previous quarter
Quarter ending June 2016	13,116	
Quarter ending September 2016	13,110	→
Quarter ending December 2016	13,099	→
Quarter ending March 2017	12,951	↓
Quarter ending June 2017	12,618	↓
Variance since June 2016	(3.8%)	↓



ACTIVITY

Cumulative percentage of contracted UDA delivered 2017 & 2018



Month	Adjusted Scheduled Activity (UDA)	
	2017	2018
April	1,674	1,124
May	4,763	3,854
June	7,137	5,527
July	11,039	
August	13,668	
September	16,976	
October	20,011	
November	23,549	
December	26,433	
January	29,176	
February	31,624	
March	34,666	
April	35,701	
May	35,778	
June	35,786	

QUALITY

	Quantity	Base Number	Contract	AT	Region	England
% of FP17s for the same patient ID Re-attending within 3 months - Children	53	724	7.3%	12.1%	13.0%	12.0%
% of FP17s for the same patient ID Re-attending within 3 months - Adults	313	2,373	13.2%	16.9%	16.6%	16.0%
% of FP17s for the same patient ID Re-attending between 3 & 9 months - Children	419	724	57.9%	57.7%	59.5%	58.0%
% of FP17s for the same patient ID Re-attending between 3 & 9 months - Adults	1,368	2,373	57.6%	51.0%	53.1%	50.9%
% of FP17s for Band 1 Urgent Courses	222	2,573	8.6%	10.6%	9.3%	9.1%
% of FP17s Relating to Free Repair or Replacements	22	2,573	0.9%	0.9%	1.0%	0.8%
% of FP17s Relating to Continuations	42	2,573	1.6%	1.1%	1.3%	1.1%
% of Patients satisfied with the dentistry they have received	8	9	N/A	91.0%	91.9%	91.7%
% of Patients satisfied with the time they had to wait for an appointment	9	9	N/A	87.5%	88.7%	88.0%

* This is based on patients treated on this contract for their most recent course of treatment. Figures in italics indicate the base number of FP17s or Patient Questionnaire responses are less than 100. N/A is shown where the base number of responses is less than 10 during the period. % is calculated as Quantity/Base number*100

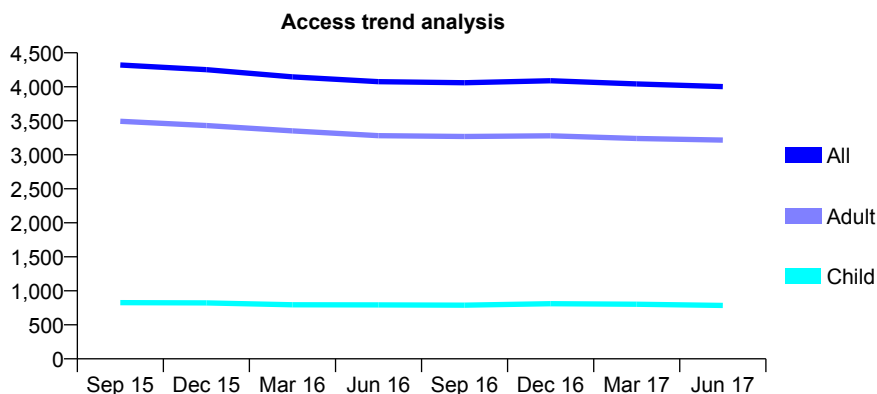
Q46 - Vital Signs At a Glance Contract Report for 127477/0001 - June 2017

Name or company name	Hollinwood Dental Practice
Contract type name	GDS Contract
Purpose of contract	General
Contract start date	01/04/2012
Contract end date	

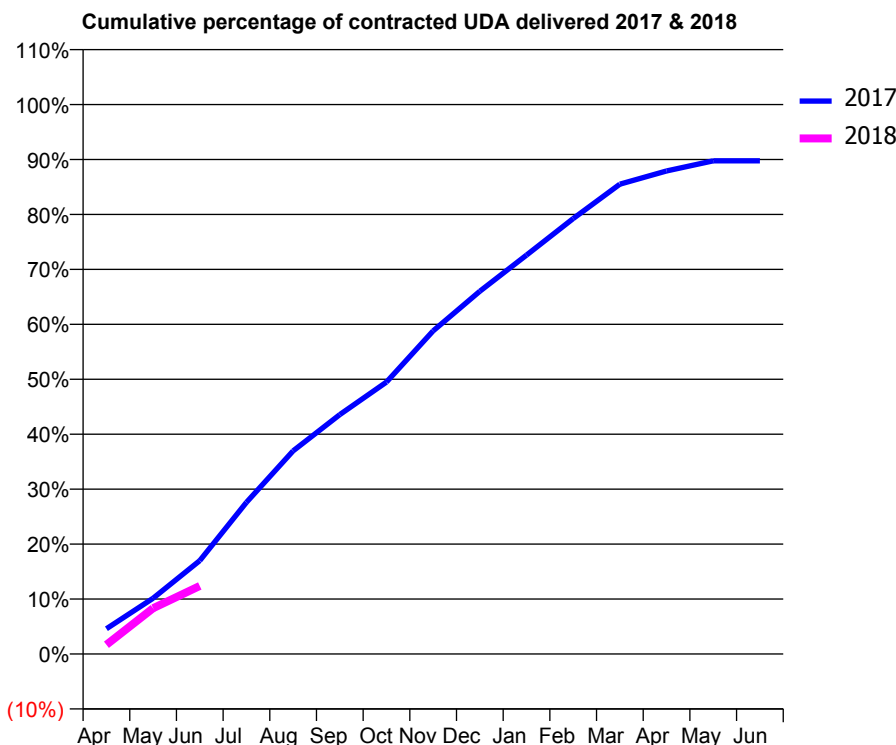
17/18 Contracted general activity (UDA)	13,992
Carry forward general activity (UDA)	0
17/18 Contracted orthodontic activity (UOA)	0
Carry forward orthodontic activity (UOA)	0
Baseline contract value	£375,173.25

ACCESS*

Patients seen in 24 months	Total	Change since previous quarter
Quarter ending June 2016	4,075	
Quarter ending September 2016	4,059	→
Quarter ending December 2016	4,090	→
Quarter ending March 2017	4,043	↓
Quarter ending June 2017	4,002	↓
Variance since June 2016	(1.8%)	↓



ACTIVITY



Month	Adjusted Scheduled Activity (UDA)	
	2017	2018
April	643	235
May	1,420	1,167
June	2,378	1,735
July	3,863	
August	5,174	
September	6,096	
October	6,925	
November	8,229	
December	9,238	
January	10,159	
February	11,088	
March	11,964	
April	12,301	
May	12,559	
June	12,559	

QUALITY

	Quantity	Base Number	Contract	AT	Region	England
% of FP17s for the same patient ID Re-attending within 3 months - Children	19	281	6.8%	12.1%	13.0%	12.0%
% of FP17s for the same patient ID Re-attending within 3 months - Adults	111	1,010	11.0%	16.9%	16.6%	16.0%
% of FP17s for the same patient ID Re-attending between 3 & 9 months - Children	205	281	73.0%	57.7%	59.5%	58.0%
% of FP17s for the same patient ID Re-attending between 3 & 9 months - Adults	633	1,010	62.7%	51.0%	53.1%	50.9%
% of FP17s for Band 1 Urgent Courses	103	983	10.5%	10.6%	9.3%	9.1%
% of FP17s Relating to Free Repair or Replacements	6	983	0.6%	0.9%	1.0%	0.8%
% of FP17s Relating to Continuations	15	983	1.5%	1.1%	1.3%	1.1%
% of Patients satisfied with the dentistry they have received	3	4	N/A	91.0%	91.9%	91.7%
% of Patients satisfied with the time they had to wait for an appointment	3	4	N/A	87.5%	88.7%	88.0%

* This is based on patients treated on this contract for their most recent course of treatment. Figures in italics indicate the base number of FP17s or Patient Questionnaire responses are less than 100. N/A is shown where the base number of responses is less than 10 during the period. % is calculated as Quantity/Base number*100

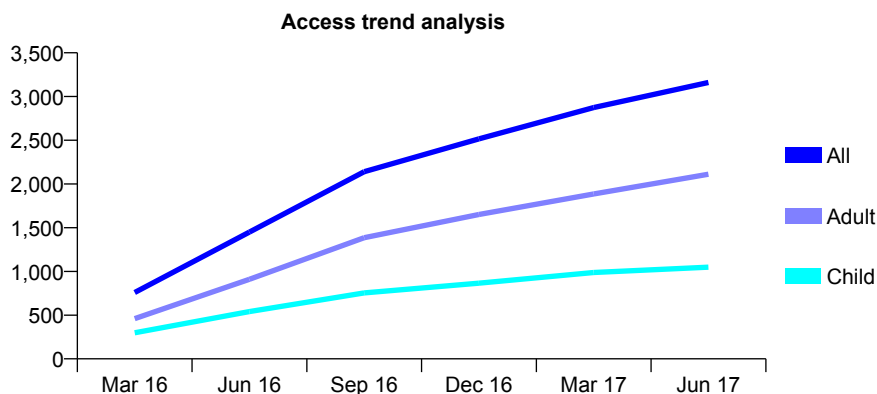
Q46 - Vital Signs At a Glance Contract Report for 127949/0001 - June 2017

Name or company name	Mrs S Singh & Mr D Singh
Contract type name	GDS Contract
Purpose of contract	General
Contract start date	18/01/2016
Contract end date	

17/18 Contracted general activity (UDA)	10,570
Carry forward general activity (UDA)	0
17/18 Contracted orthodontic activity (UOA)	0
Carry forward orthodontic activity (UOA)	0
Baseline contract value	£364,059.77

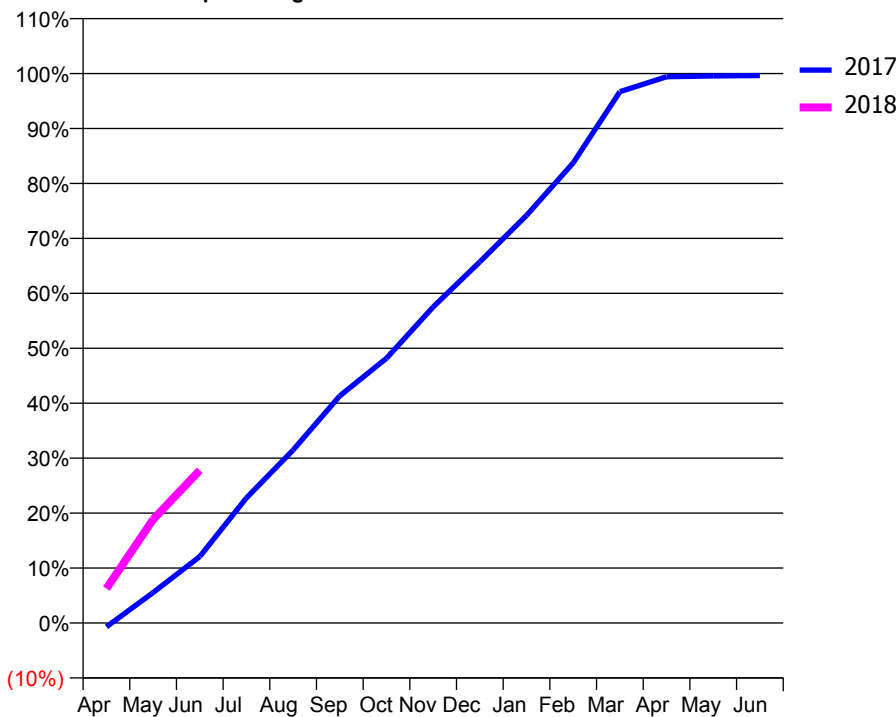
ACCESS*

Patients seen in 24 months	Total	Change since previous quarter
Quarter ending June 2016	1,450	
Quarter ending September 2016	2,140	↑
Quarter ending December 2016	2,516	↑
Quarter ending March 2017	2,874	↑
Quarter ending June 2017	3,160	↑
Variance since June 2016	117.9%	↑



ACTIVITY

Cumulative percentage of contracted UDA delivered 2017 & 2018



Month	Adjusted Scheduled Activity (UDA)	
	2017	2018
April	-76	664
May	587	1,991
June	1,279	2,939
July	2,408	
August	3,329	
September	4,369	
October	5,094	
November	6,081	
December	6,948	
January	7,841	
February	8,850	
March	10,220	
April	10,507	
May	10,522	
June	10,531	

QUALITY

	Quantity	Base Number	Contract	AT	Region	England
% of FP17s for the same patient ID Re-attending within 3 months - Children	49	378	13.0%	12.1%	13.0%	12.0%
% of FP17s for the same patient ID Re-attending within 3 months - Adults	174	785	22.2%	16.9%	16.6%	16.0%
% of FP17s for the same patient ID Re-attending between 3 & 9 months - Children	197	378	52.1%	57.7%	59.5%	58.0%
% of FP17s for the same patient ID Re-attending between 3 & 9 months - Adults	301	785	38.3%	51.0%	53.1%	50.9%
% of FP17s for Band 1 Urgent Courses	141	1,044	13.5%	10.6%	9.3%	9.1%
% of FP17s Relating to Free Repair or Replacements	12	1,044	1.1%	0.9%	1.0%	0.8%
% of FP17s Relating to Continuations	12	1,044	1.1%	1.1%	1.3%	1.1%
% of Patients satisfied with the dentistry they have received	3	4	N/A	91.0%	91.9%	91.7%
% of Patients satisfied with the time they had to wait for an appointment	3	4	N/A	87.5%	88.7%	88.0%

* This is based on patients treated on this contract for their most recent course of treatment. Figures in italics indicate the base number of FP17s or Patient Questionnaire responses are less than 100. N/A is shown where the base number of responses is less than 10 during the period. % is calculated as Quantity/Base number*100

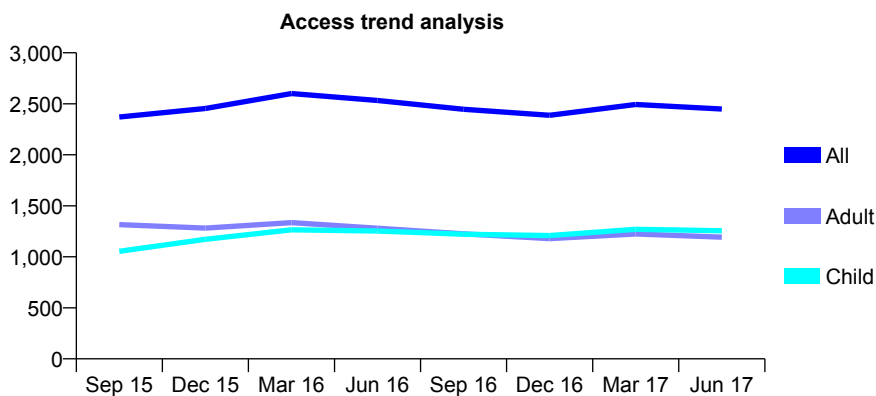
Q46 - Vital Signs At a Glance Contract Report for 128007/0001 - June 2017

Name or company name	Ashton Road Limited Company
Contract type name	GDS Contract
Purpose of contract	General
Contract start date	06/04/2007
Contract end date	

17/18 Contracted general activity (UDA)	8,609
Carry forward general activity (UDA)	0
17/18 Contracted orthodontic activity (UOA)	0
Carry forward orthodontic activity (UOA)	0
Baseline contract value	£230,826.73

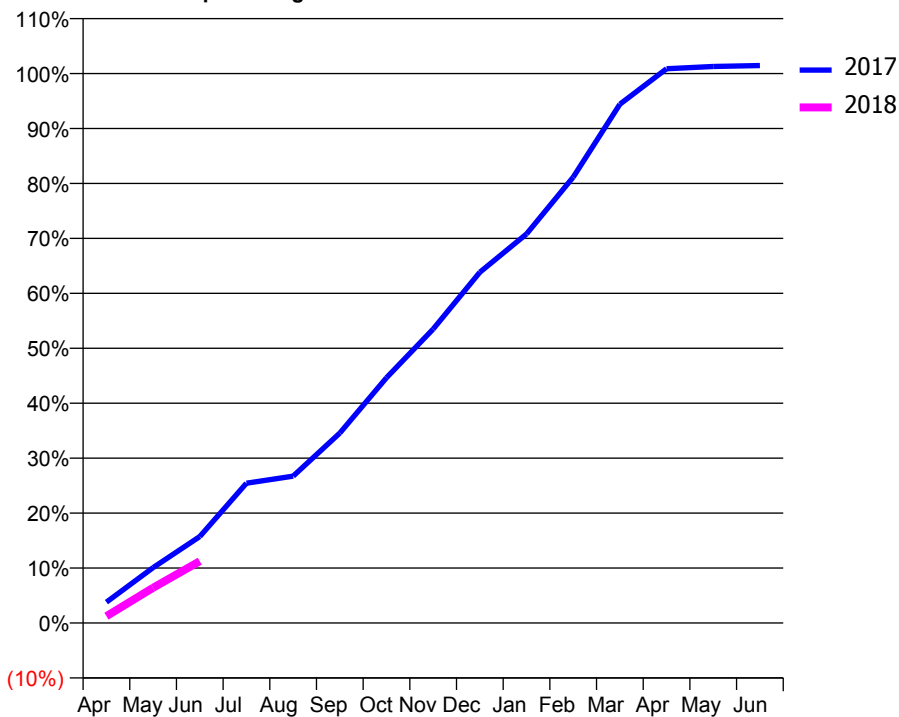
ACCESS*

Patients seen in 24 months	Total	Change since previous quarter
Quarter ending June 2016	2,533	
Quarter ending September 2016	2,447	↓
Quarter ending December 2016	2,387	↓
Quarter ending March 2017	2,494	↑
Quarter ending June 2017	2,449	↓
Variance since June 2016	(3.3%)	↓



ACTIVITY

Cumulative percentage of contracted UDA delivered 2017 & 2018



Month	Adjusted Scheduled Activity (UDA)	
	2017	2018
April	328	108
May	869	552
June	1,356	969
July	2,191	
August	2,301	
September	2,976	
October	3,842	
November	4,605	
December	5,495	
January	6,095	
February	6,984	
March	8,127	
April	8,683	
May	8,719	
June	8,734	

QUALITY

	Quantity	Base Number	Contract	AT	Region	England
% of FP17s for the same patient ID Re-attending within 3 months - Children	27	277	9.7%	12.1%	13.0%	12.0%
% of FP17s for the same patient ID Re-attending within 3 months - Adults	19	228	8.3%	16.9%	16.6%	16.0%
% of FP17s for the same patient ID Re-attending between 3 & 9 months - Children	123	277	44.4%	57.7%	59.5%	58.0%
% of FP17s for the same patient ID Re-attending between 3 & 9 months - Adults	108	228	47.4%	51.0%	53.1%	50.9%
% of FP17s for Band 1 Urgent Courses	10	372	2.7%	10.6%	9.3%	9.1%
% of FP17s Relating to Free Repair or Replacements	0	372	0.0%	0.9%	1.0%	0.8%
% of FP17s Relating to Continuations	3	372	0.8%	1.1%	1.3%	1.1%
% of Patients satisfied with the dentistry they have received	1	2	N/A	91.0%	91.9%	91.7%
% of Patients satisfied with the time they had to wait for an appointment	1	2	N/A	87.5%	88.7%	88.0%

* This is based on patients treated on this contract for their most recent course of treatment. Figures in italics indicate the base number of FP17s or Patient Questionnaire responses are less than 100. N/A is shown where the base number of responses is less than 10 during the period. % is calculated as Quantity/Base number*100

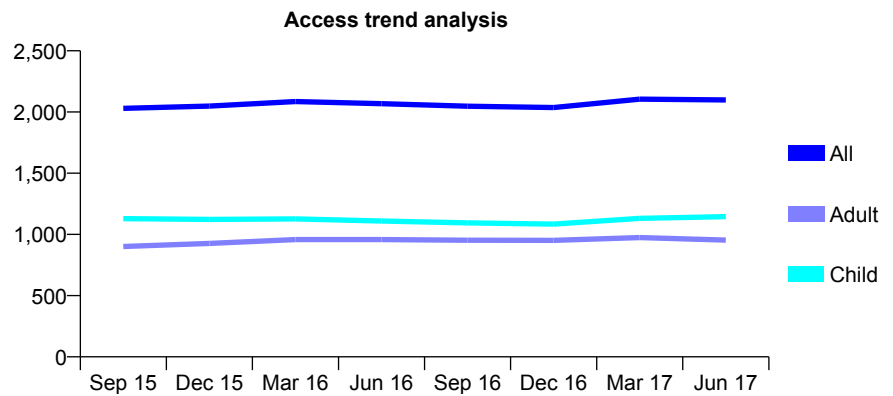
Q46 - Vital Signs At a Glance Contract Report for 128236/0001 - June 2017

Name or company name	Maple Road Dental Practice
Contract type name	GDS Contract
Purpose of contract	General
Contract start date	01/07/2009
Contract end date	

17/18 Contracted general activity (UDA)	5,704
Carry forward general activity (UDA)	0
17/18 Contracted orthodontic activity (UOA)	0
Carry forward orthodontic activity (UOA)	0
Baseline contract value	£149,373.91

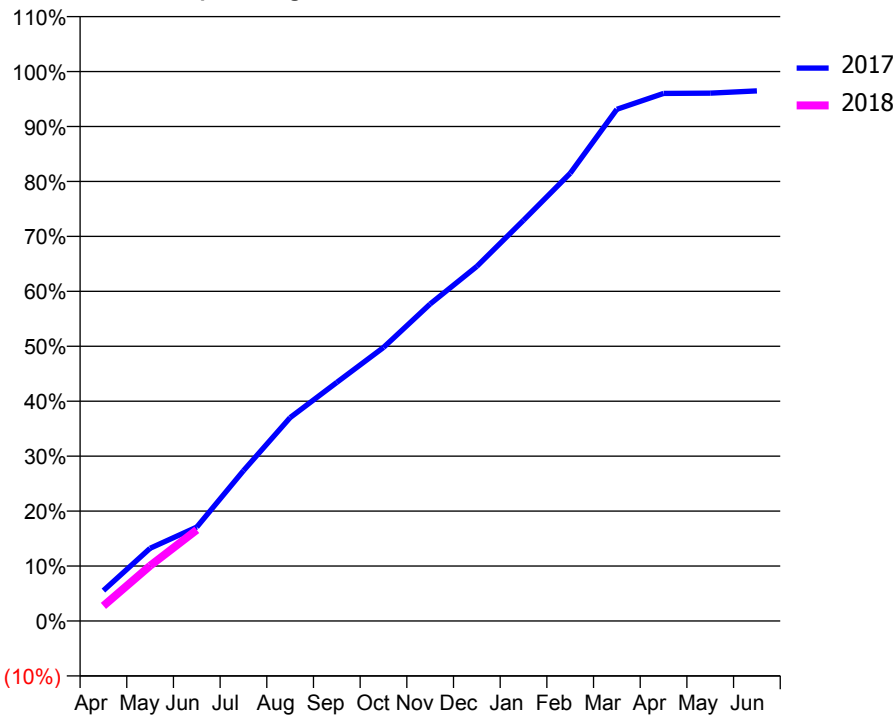
ACCESS*

Patients seen in 24 months	Total	Change since previous quarter
Quarter ending June 2016	2,068	
Quarter ending September 2016	2,047	↓
Quarter ending December 2016	2,036	→
Quarter ending March 2017	2,105	↑
Quarter ending June 2017	2,099	→
Variance since June 2016	1.5%	→



ACTIVITY

Cumulative percentage of contracted UDA delivered 2017 & 2018



Adjusted Scheduled Activity (UDA)		
Month	2017	2018
April	317	157
May	755	574
June	975	946
July	1,560	
August	2,112	
September	2,477	
October	2,840	
November	3,291	
December	3,682	
January	4,160	
February	4,648	
March	5,312	
April	5,477	
May	5,479	
June	5,503	

QUALITY

	Quantity	Base Number	Contract	AT	Region	England
% of FP17s for the same patient ID Re-attending within 3 months - Children	50	478	10.5%	12.1%	13.0%	12.0%
% of FP17s for the same patient ID Re-attending within 3 months - Adults	51	268	19.0%	16.9%	16.6%	16.0%
% of FP17s for the same patient ID Re-attending between 3 & 9 months - Children	332	478	69.5%	57.7%	59.5%	58.0%
% of FP17s for the same patient ID Re-attending between 3 & 9 months - Adults	138	268	51.5%	51.0%	53.1%	50.9%
% of FP17s for Band 1 Urgent Courses	72	622	11.6%	10.6%	9.3%	9.1%
% of FP17s Relating to Free Repair or Replacements	1	622	0.2%	0.9%	1.0%	0.8%
% of FP17s Relating to Continuations	1	622	0.2%	1.1%	1.3%	1.1%
% of Patients satisfied with the dentistry they have received	0	0	N/A	91.0%	91.9%	91.7%
% of Patients satisfied with the time they had to wait for an appointment	0	0	N/A	87.5%	88.7%	88.0%

* This is based on patients treated on this contract for their most recent course of treatment. Figures in italics indicate the base number of FP17s or Patient Questionnaire responses are less than 100. N/A is shown where the base number of responses is less than 10 during the period. % is calculated as Quantity/Base number*100

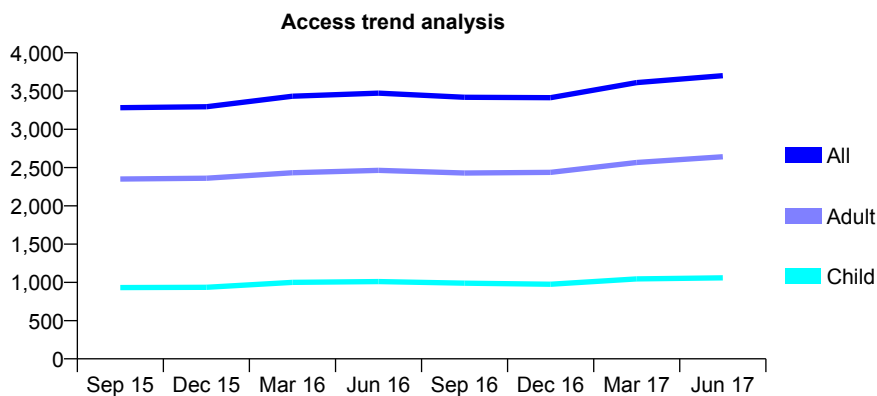
Q46 - Vital Signs At a Glance Contract Report for 129364/0001 - June 2017

Name or company name	DHS Dental Practices Ltd
Contract type name	GDS Contract
Purpose of contract	General
Contract start date	25/01/2010
Contract end date	

17/18 Contracted general activity (UDA)	13,044
Carry forward general activity (UDA)	0
17/18 Contracted orthodontic activity (UOA)	0
Carry forward orthodontic activity (UOA)	0
Baseline contract value	£322,422.79

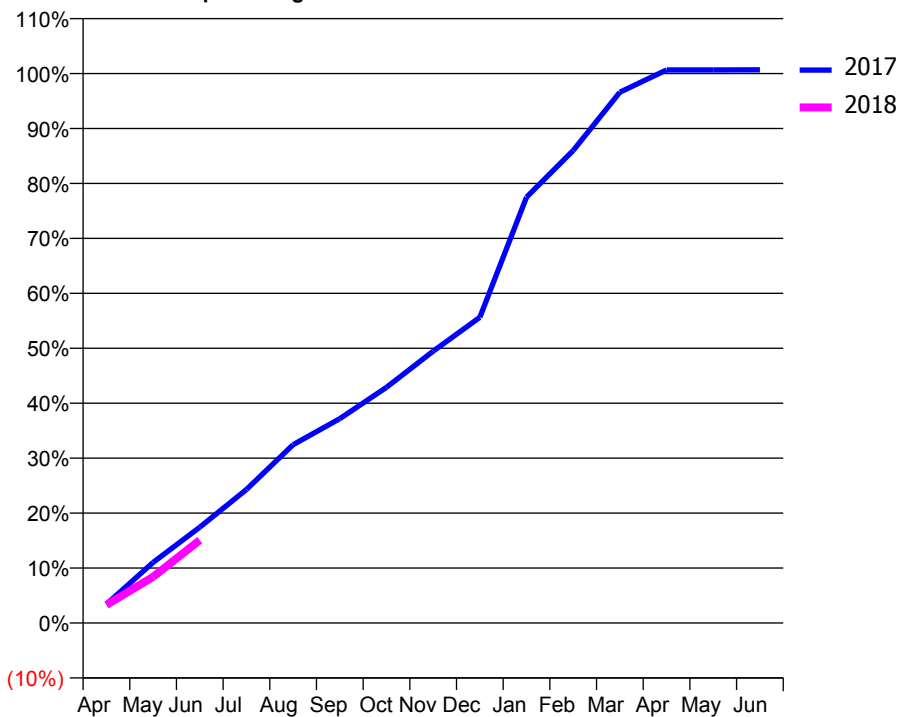
ACCESS*

Patients seen in 24 months	Total	Change since previous quarter
Quarter ending June 2016	3,473	
Quarter ending September 2016	3,418	↓
Quarter ending December 2016	3,413	→
Quarter ending March 2017	3,611	↑
Quarter ending June 2017	3,701	↑
Variance since June 2016	6.6%	↑



ACTIVITY

Cumulative percentage of contracted UDA delivered 2017 & 2018



Month	Adjusted Scheduled Activity (UDA)	
	2017	2018
April	424	430
May	1,356	1,098
June	2,146	1,967
July	2,990	
August	3,993	
September	4,573	
October	5,275	
November	6,084	
December	6,843	
January	9,533	
February	10,577	
March	11,881	
April	12,381	
May	12,380	
June	12,383	

QUALITY

	Quantity	Base Number	Contract	AT	Region	England
% of FP17s for the same patient ID Re-attending within 3 months - Children	25	351	7.1%	12.1%	13.0%	12.0%
% of FP17s for the same patient ID Re-attending within 3 months - Adults	106	797	13.3%	16.9%	16.6%	16.0%
% of FP17s for the same patient ID Re-attending between 3 & 9 months - Children	229	351	65.2%	57.7%	59.5%	58.0%
% of FP17s for the same patient ID Re-attending between 3 & 9 months - Adults	470	797	59.0%	51.0%	53.1%	50.9%
% of FP17s for Band 1 Urgent Courses	107	911	11.7%	10.6%	9.3%	9.1%
% of FP17s Relating to Free Repair or Replacements	5	911	0.5%	0.9%	1.0%	0.8%
% of FP17s Relating to Continuations	1	911	0.1%	1.1%	1.3%	1.1%
% of Patients satisfied with the dentistry they have received	5	5	N/A	91.0%	91.9%	91.7%
% of Patients satisfied with the time they had to wait for an appointment	4	5	N/A	87.5%	88.7%	88.0%

* This is based on patients treated on this contract for their most recent course of treatment. Figures in italics indicate the base number of FP17s or Patient Questionnaire responses are less than 100. N/A is shown where the base number of responses is less than 10 during the period. % is calculated as Quantity/Base number*100

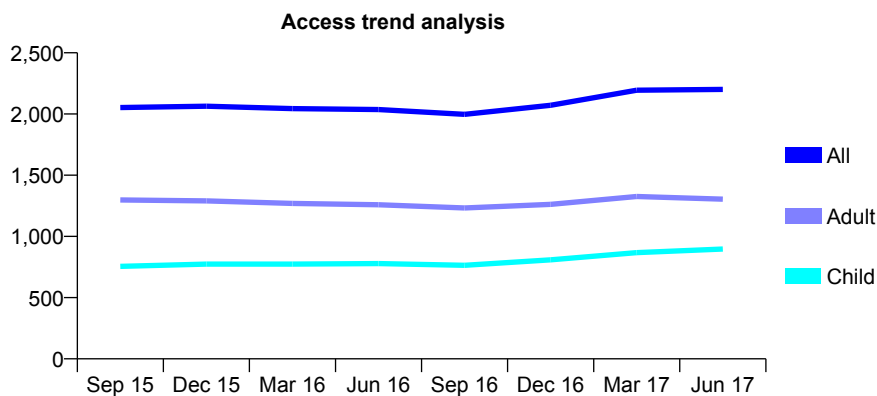
Q46 - Vital Signs At a Glance Contract Report for 129364/0002 - June 2017

Name or company name	DHS Dental Practices Ltd
Contract type name	GDS Contract
Purpose of contract	General
Contract start date	16/08/2010
Contract end date	

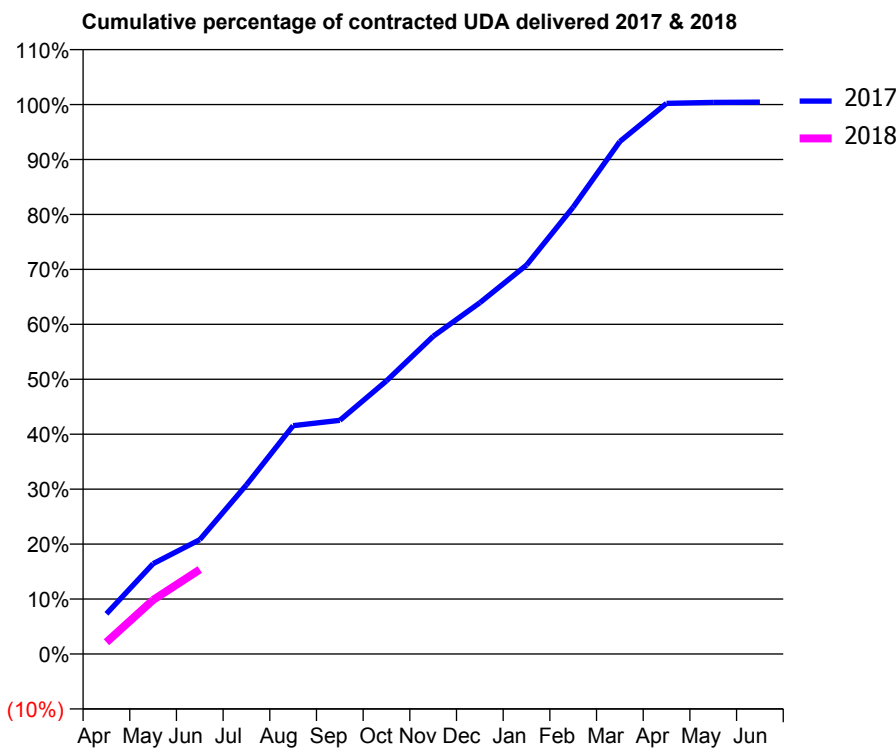
17/18 Contracted general activity (UDA)	6,957
Carry forward general activity (UDA)	0
17/18 Contracted orthodontic activity (UOA)	0
Carry forward orthodontic activity (UOA)	0
Baseline contract value	£171,598.47

ACCESS*

Patients seen in 24 months	Total	Change since previous quarter
Quarter ending June 2016	2,037	
Quarter ending September 2016	1,997	↓
Quarter ending December 2016	2,071	↑
Quarter ending March 2017	2,194	↑
Quarter ending June 2017	2,201	→
Variance since June 2016	8.1%	↑



ACTIVITY



Month	Adjusted Scheduled Activity (UDA)	
	2017	2018
April	510	149
May	1,144	684
June	1,448	1,070
July	2,141	
August	2,891	
September	2,958	
October	3,459	
November	4,023	
December	4,448	
January	4,924	
February	5,657	
March	6,490	
April	6,972	
May	6,983	
June	6,986	

QUALITY

	Quantity	Base Number	Contract	AT	Region	England
% of FP17s for the same patient ID Re-attending within 3 months - Children	23	399	5.8%	12.1%	13.0%	12.0%
% of FP17s for the same patient ID Re-attending within 3 months - Adults	50	466	10.7%	16.9%	16.6%	16.0%
% of FP17s for the same patient ID Re-attending between 3 & 9 months - Children	262	399	65.7%	57.7%	59.5%	58.0%
% of FP17s for the same patient ID Re-attending between 3 & 9 months - Adults	288	466	61.8%	51.0%	53.1%	50.9%
% of FP17s for Band 1 Urgent Courses	43	602	7.1%	10.6%	9.3%	9.1%
% of FP17s Relating to Free Repair or Replacements	0	602	0.0%	0.9%	1.0%	0.8%
% of FP17s Relating to Continuations	0	602	0.0%	1.1%	1.3%	1.1%
% of Patients satisfied with the dentistry they have received	3	3	N/A	91.0%	91.9%	91.7%
% of Patients satisfied with the time they had to wait for an appointment	3	3	N/A	87.5%	88.7%	88.0%

* This is based on patients treated on this contract for their most recent course of treatment. Figures in italics indicate the base number of FP17s or Patient Questionnaire responses are less than 100. N/A is shown where the base number of responses is less than 10 during the period. % is calculated as Quantity/Base number*100

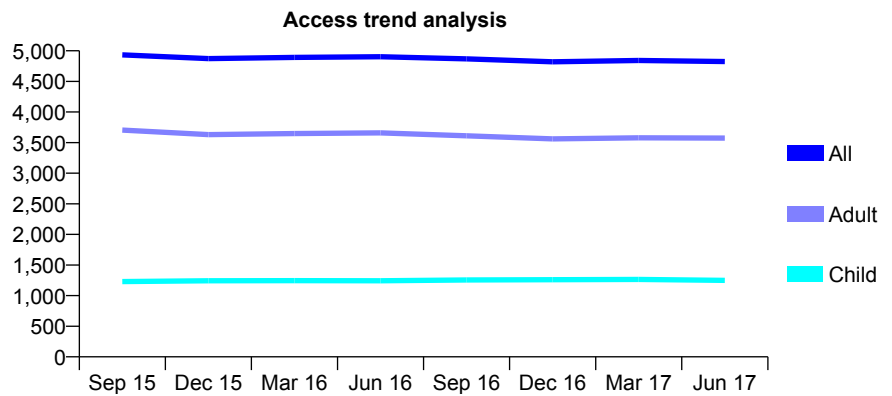
Q46 - Vital Signs At a Glance Contract Report for 129739/0001 - June 2017

Name or company name	Offerton Fold Dental Practice Ltd
Contract type name	GDS Contract
Purpose of contract	General
Contract start date	01/04/2008
Contract end date	

17/18 Contracted general activity (UDA)	14,812
Carry forward general activity (UDA)	0
17/18 Contracted orthodontic activity (UOA)	0
Carry forward orthodontic activity (UOA)	0
Baseline contract value	£503,074.50

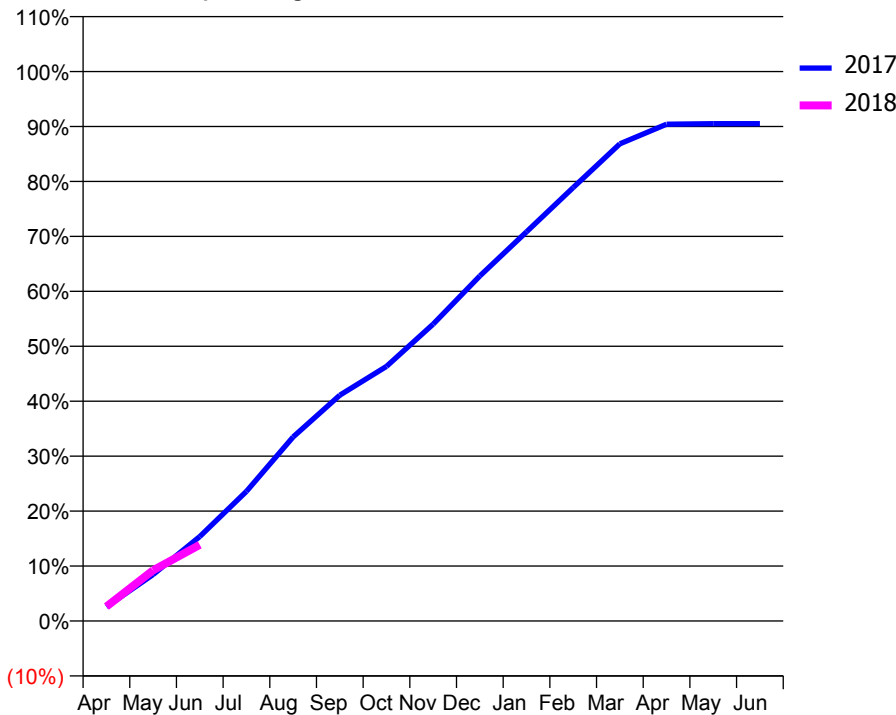
ACCESS*

Patients seen in 24 months	Total	Change since previous quarter
Quarter ending June 2016	4,902	
Quarter ending September 2016	4,868	→
Quarter ending December 2016	4,821	→
Quarter ending March 2017	4,842	→
Quarter ending June 2017	4,824	→
Variance since June 2016	(1.6%)	↓



ACTIVITY

Cumulative percentage of contracted UDA delivered 2017 & 2018



Month	Adjusted Scheduled Activity (UDA)	
	2017	2018
April	384	389
May	1,253	1,366
June	2,278	2,053
July	3,497	
August	4,962	
September	6,087	
October	6,864	
November	8,003	
December	9,300	
January	10,492	
February	11,684	
March	12,862	
April	13,390	
May	13,406	
June	13,406	

QUALITY

	Quantity	Base Number	Contract	AT	Region	England
% of FP17s for the same patient ID Re-attending within 3 months - Children	28	330	8.5%	12.1%	13.0%	12.0%
% of FP17s for the same patient ID Re-attending within 3 months - Adults	138	998	13.8%	16.9%	16.6%	16.0%
% of FP17s for the same patient ID Re-attending between 3 & 9 months - Children	203	330	61.5%	57.7%	59.5%	58.0%
% of FP17s for the same patient ID Re-attending between 3 & 9 months - Adults	540	998	54.1%	51.0%	53.1%	50.9%
% of FP17s for Band 1 Urgent Courses	66	1,090	6.1%	10.6%	9.3%	9.1%
% of FP17s Relating to Free Repair or Replacements	10	1,090	0.9%	0.9%	1.0%	0.8%
% of FP17s Relating to Continuations	17	1,090	1.6%	1.1%	1.3%	1.1%
% of Patients satisfied with the dentistry they have received	2	2	N/A	91.0%	91.9%	91.7%
% of Patients satisfied with the time they had to wait for an appointment	2	2	N/A	87.5%	88.7%	88.0%

* This is based on patients treated on this contract for their most recent course of treatment. Figures in italics indicate the base number of FP17s or Patient Questionnaire responses are less than 100. N/A is shown where the base number of responses is less than 10 during the period. % is calculated as Quantity/Base number*100

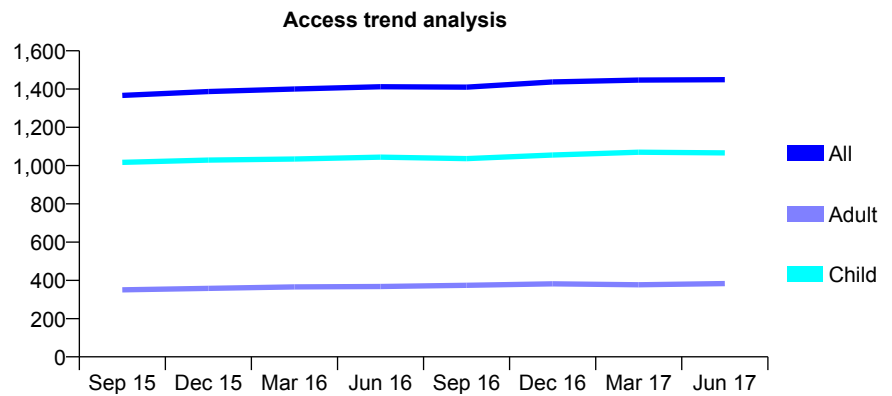
Q46 - Vital Signs At a Glance Contract Report for 130001/0001 - June 2017

Name or company name	530 Dental Care
Contract type name	GDS Contract
Purpose of contract	General
Contract start date	01/06/2010
Contract end date	

17/18 Contracted general activity (UDA)	4,012
Carry forward general activity (UDA)	0
17/18 Contracted orthodontic activity (UOA)	0
Carry forward orthodontic activity (UOA)	0
Baseline contract value	£90,640.88

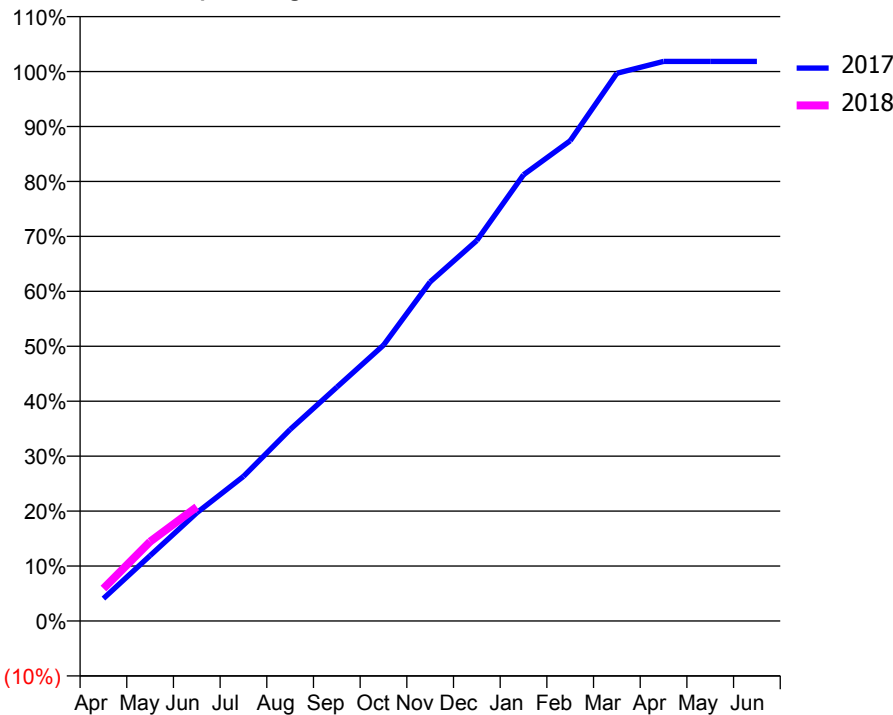
ACCESS*

Patients seen in 24 months	Total	Change since previous quarter
Quarter ending June 2016	1,412	
Quarter ending September 2016	1,410	→
Quarter ending December 2016	1,437	→
Quarter ending March 2017	1,447	→
Quarter ending June 2017	1,449	→
Variance since June 2016	2.6%	↑



ACTIVITY

Cumulative percentage of contracted UDA delivered 2017 & 2018



Month	Adjusted Scheduled Activity (UDA)	
	2017	2018
April	164	237
May	477	579
June	790	833
July	1,056	
August	1,398	
September	1,708	
October	2,014	
November	2,476	
December	2,779	
January	3,258	
February	3,506	
March	3,999	
April	4,086	
May	4,086	
June	4,086	

QUALITY

	Quantity	Base Number	Contract	AT	Region	England
% of FP17s for the same patient ID Re-attending within 3 months - Children	55	486	11.3%	12.1%	13.0%	12.0%
% of FP17s for the same patient ID Re-attending within 3 months - Adults	10	88	11.4%	16.9%	16.6%	16.0%
% of FP17s for the same patient ID Re-attending between 3 & 9 months - Children	337	486	69.3%	57.7%	59.5%	58.0%
% of FP17s for the same patient ID Re-attending between 3 & 9 months - Adults	64	88	72.7%	51.0%	53.1%	50.9%
% of FP17s for Band 1 Urgent Courses	3	513	0.6%	10.6%	9.3%	9.1%
% of FP17s Relating to Free Repair or Replacements	0	513	0.0%	0.9%	1.0%	0.8%
% of FP17s Relating to Continuations	17	513	3.3%	1.1%	1.3%	1.1%
% of Patients satisfied with the dentistry they have received	3	3	N/A	91.0%	91.9%	91.7%
% of Patients satisfied with the time they had to wait for an appointment	3	3	N/A	87.5%	88.7%	88.0%

* This is based on patients treated on this contract for their most recent course of treatment. Figures in italics indicate the base number of FP17s or Patient Questionnaire responses are less than 100. N/A is shown where the base number of responses is less than 10 during the period. % is calculated as Quantity/Base number*100

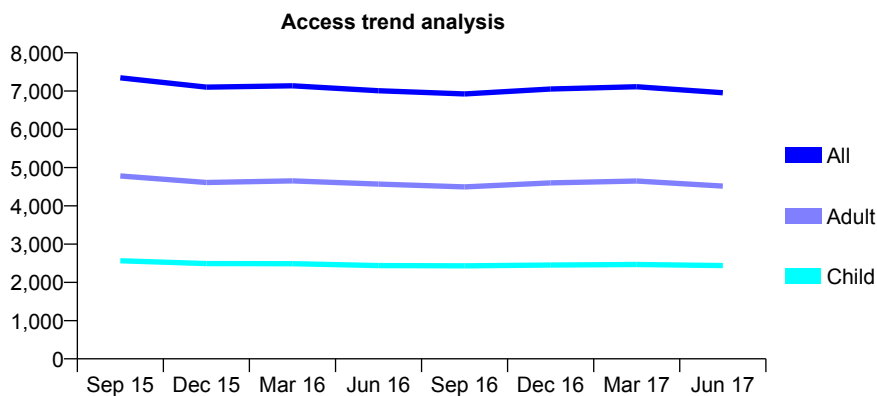
Q46 - Vital Signs At a Glance Contract Report for 130761/0001 - June 2017

Name or company name	Ravat & Ray Dental Care (Deane) Ltd
Contract type name	GDS Contract
Purpose of contract	General
Contract start date	01/04/2011
Contract end date	

17/18 Contracted general activity (UDA)	18,900
Carry forward general activity (UDA)	0
17/18 Contracted orthodontic activity (UOA)	0
Carry forward orthodontic activity (UOA)	0
Baseline contract value	£514,443.12

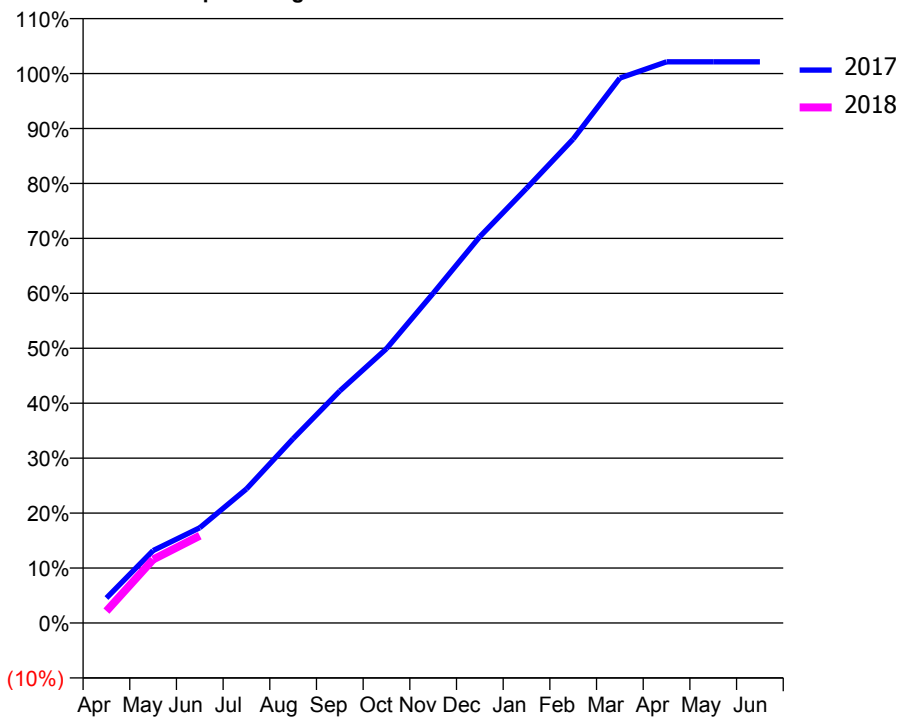
ACCESS*

Patients seen in 24 months	Total	Change since previous quarter
Quarter ending June 2016	7,009	
Quarter ending September 2016	6,926	↓
Quarter ending December 2016	7,052	→
Quarter ending March 2017	7,114	→
Quarter ending June 2017	6,956	↓
Variance since June 2016	(0.8%)	→



ACTIVITY

Cumulative percentage of contracted UDA delivered 2017 & 2018



Month	Adjusted Scheduled Activity (UDA)	
	2017	2018
April	860	410
May	2,491	2,185
June	3,275	3,003
July	4,613	
August	6,339	
September	7,982	
October	9,437	
November	11,339	
December	13,291	
January	14,951	
February	16,646	
March	18,741	
April	19,302	
May	19,301	
June	19,301	

QUALITY

	Quantity	Base Number	Contract	AT	Region	England
% of FP17s for the same patient ID Re-attending within 3 months - Children	95	834	11.4%	12.1%	13.0%	12.0%
% of FP17s for the same patient ID Re-attending within 3 months - Adults	135	1,213	11.1%	16.9%	16.6%	16.0%
% of FP17s for the same patient ID Re-attending between 3 & 9 months - Children	545	834	65.3%	57.7%	59.5%	58.0%
% of FP17s for the same patient ID Re-attending between 3 & 9 months - Adults	782	1,213	64.5%	51.0%	53.1%	50.9%
% of FP17s for Band 1 Urgent Courses	163	1,771	9.2%	10.6%	9.3%	9.1%
% of FP17s Relating to Free Repair or Replacements	6	1,771	0.3%	0.9%	1.0%	0.8%
% of FP17s Relating to Continuations	0	1,771	0.0%	1.1%	1.3%	1.1%
% of Patients satisfied with the dentistry they have received	5	5	N/A	91.0%	91.9%	91.7%
% of Patients satisfied with the time they had to wait for an appointment	4	5	N/A	87.5%	88.7%	88.0%

* This is based on patients treated on this contract for their most recent course of treatment. Figures in italics indicate the base number of FP17s or Patient Questionnaire responses are less than 100. N/A is shown where the base number of responses is less than 10 during the period. % is calculated as Quantity/Base number*100

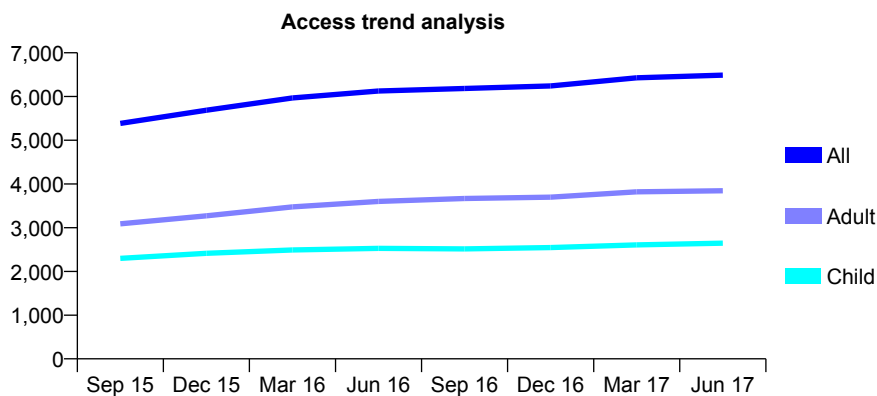
Q46 - Vital Signs At a Glance Contract Report for 131318/0001 - June 2017

Name or company name	Bennison Dental Practice
Contract type name	GDS Contract
Purpose of contract	General
Contract start date	01/10/2014
Contract end date	

17/18 Contracted general activity (UDA)	21,338
Carry forward general activity (UDA)	0
17/18 Contracted orthodontic activity (UOA)	0
Carry forward orthodontic activity (UOA)	0
Baseline contract value	£677,471.65

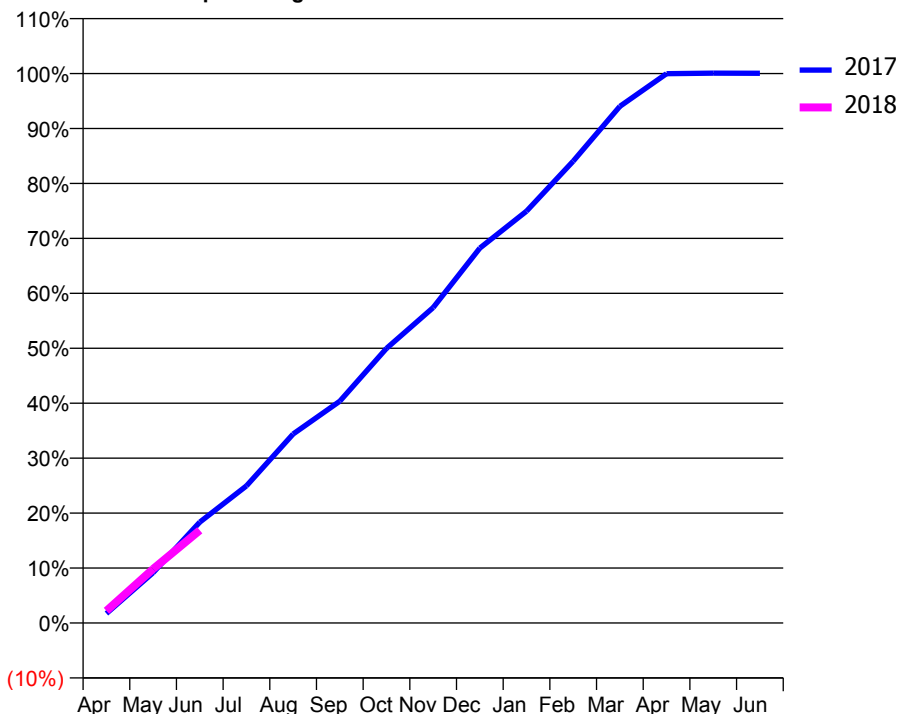
ACCESS*

Patients seen in 24 months	Total	Change since previous quarter
Quarter ending June 2016	6,127	
Quarter ending September 2016	6,183	→
Quarter ending December 2016	6,242	→
Quarter ending March 2017	6,428	↑
Quarter ending June 2017	6,490	→
Variance since June 2016	5.9%	↑



ACTIVITY

Cumulative percentage of contracted UDA delivered 2017 & 2018



Month	Adjusted Scheduled Activity (UDA)	
	2017	2018
April	369	475
May	1,956	2,099
June	3,916	3,600
July	5,324	
August	7,339	
September	8,612	
October	10,664	
November	12,248	
December	14,559	
January	15,991	
February	17,936	
March	20,063	
April	21,333	
May	21,350	
June	21,347	

QUALITY

	Quantity	Base Number	Contract	AT	Region	England
% of FP17s for the same patient ID Re-attending within 3 months - Children	155	1,141	13.6%	12.1%	13.0%	12.0%
% of FP17s for the same patient ID Re-attending within 3 months - Adults	192	1,378	13.9%	16.9%	16.6%	16.0%
% of FP17s for the same patient ID Re-attending between 3 & 9 months - Children	793	1,141	69.5%	57.7%	59.5%	58.0%
% of FP17s for the same patient ID Re-attending between 3 & 9 months - Adults	869	1,378	63.1%	51.0%	53.1%	50.9%
% of FP17s for Band 1 Urgent Courses	95	1,695	5.6%	10.6%	9.3%	9.1%
% of FP17s Relating to Free Repair or Replacements	4	1,695	0.2%	0.9%	1.0%	0.8%
% of FP17s Relating to Continuations	2	1,695	0.1%	1.1%	1.3%	1.1%
% of Patients satisfied with the dentistry they have received	6	6	N/A	91.0%	91.9%	91.7%
% of Patients satisfied with the time they had to wait for an appointment	5	6	N/A	87.5%	88.7%	88.0%

* This is based on patients treated on this contract for their most recent course of treatment. Figures in italics indicate the base number of FP17s or Patient Questionnaire responses are less than 100. N/A is shown where the base number of responses is less than 10 during the period. % is calculated as Quantity/Base number*100

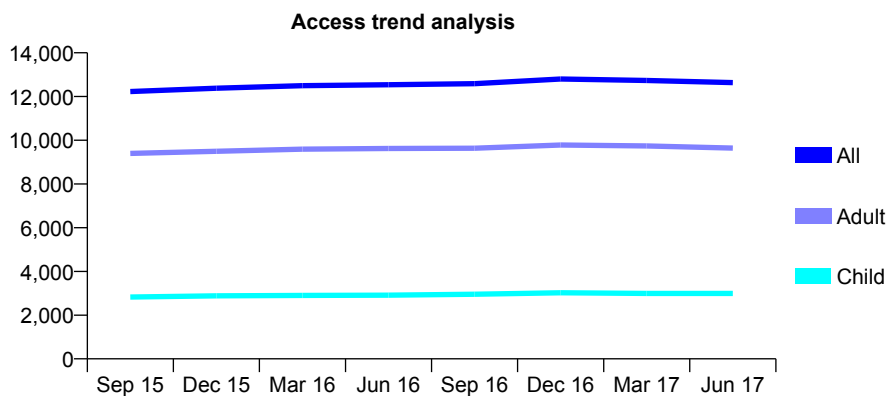
Q46 - Vital Signs At a Glance Contract Report for 131415/0001 - June 2017

Name or company name	Kinshuck Family Dentistry Ltd
Contract type name	GDS Contract
Purpose of contract	General
Contract start date	01/10/2008
Contract end date	

17/18 Contracted general activity (UDA)	37,000
Carry forward general activity (UDA)	0
17/18 Contracted orthodontic activity (UOA)	0
Carry forward orthodontic activity (UOA)	0
Baseline contract value	£1,080,278.30

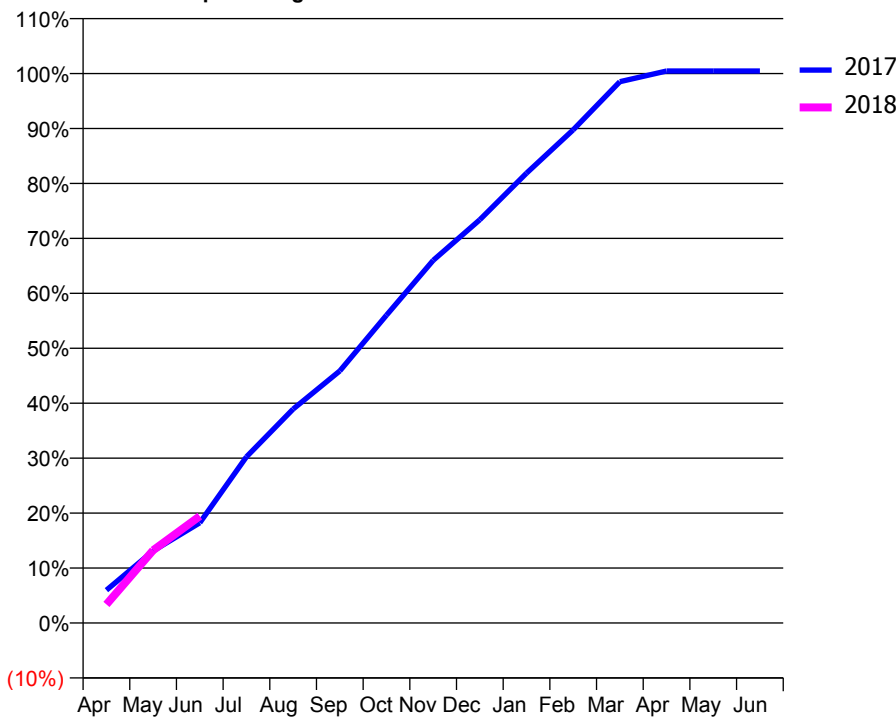
ACCESS*

Patients seen in 24 months	Total	Change since previous quarter
Quarter ending June 2016	12,539	
Quarter ending September 2016	12,590	→
Quarter ending December 2016	12,804	→
Quarter ending March 2017	12,736	→
Quarter ending June 2017	12,637	→
Variance since June 2016	0.8%	→



ACTIVITY

Cumulative percentage of contracted UDA delivered 2017 & 2018



Month	Adjusted Scheduled Activity (UDA)	
	2017	2018
April	2,214	1,255
May	4,853	4,901
June	6,748	7,193
July	11,195	
August	14,402	
September	16,975	
October	20,725	
November	24,421	
December	27,159	
January	30,292	
February	33,206	
March	36,446	
April	37,166	
May	37,167	
June	37,167	

QUALITY

	Quantity	Base Number	Contract	AT	Region	England
% of FP17s for the same patient ID Re-attending within 3 months - Children	130	1,220	10.7%	12.1%	13.0%	12.0%
% of FP17s for the same patient ID Re-attending within 3 months - Adults	433	3,440	12.6%	16.9%	16.6%	16.0%
% of FP17s for the same patient ID Re-attending between 3 & 9 months - Children	838	1,220	68.7%	57.7%	59.5%	58.0%
% of FP17s for the same patient ID Re-attending between 3 & 9 months - Adults	2,249	3,440	65.4%	51.0%	53.1%	50.9%
% of FP17s for Band 1 Urgent Courses	261	4,061	6.4%	10.6%	9.3%	9.1%
% of FP17s Relating to Free Repair or Replacements	32	4,061	0.8%	0.9%	1.0%	0.8%
% of FP17s Relating to Continuations	92	4,061	2.3%	1.1%	1.3%	1.1%
% of Patients satisfied with the dentistry they have received	12	13	92.3%	91.0%	91.9%	91.7%
% of Patients satisfied with the time they had to wait for an appointment	12	13	92.3%	87.5%	88.7%	88.0%

* This is based on patients treated on this contract for their most recent course of treatment. Figures in italics indicate the base number of FP17s or Patient Questionnaire responses are less than 100. N/A is shown where the base number of responses is less than 10 during the period. % is calculated as Quantity/Base number*100

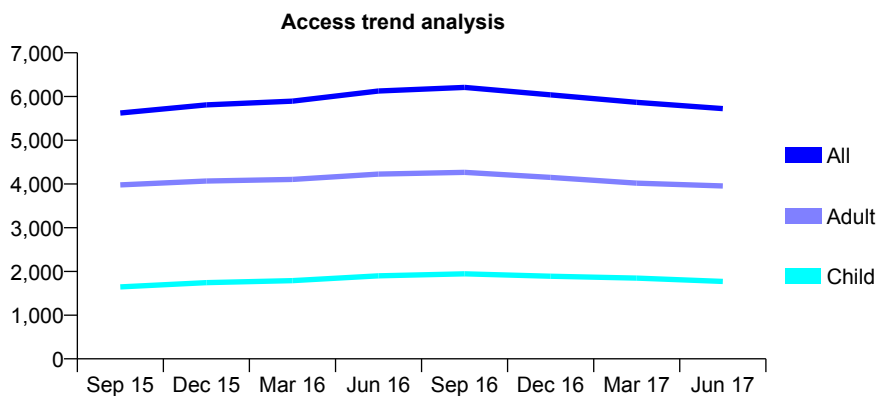
Q46 - Vital Signs At a Glance Contract Report for 132284/0001 - June 2017

Name or company name	Smile Care (Dental) LTD
Contract type name	GDS Contract
Purpose of contract	General
Contract start date	01/04/2011
Contract end date	

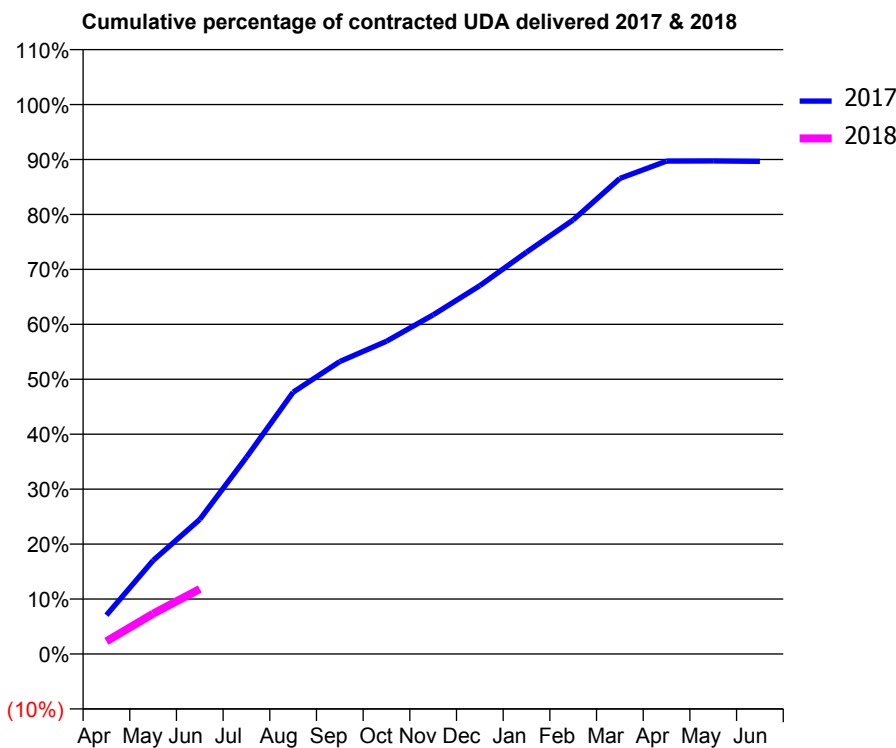
17/18 Contracted general activity (UDA)	20,234
Carry forward general activity (UDA)	0
17/18 Contracted orthodontic activity (UOA)	0
Carry forward orthodontic activity (UOA)	0
Baseline contract value	£524,484.27

ACCESS*

Patients seen in 24 months	Total	Change since previous quarter
Quarter ending June 2016	6,126	
Quarter ending September 2016	6,210	→
Quarter ending December 2016	6,038	↓
Quarter ending March 2017	5,866	↓
Quarter ending June 2017	5,724	↓
Variance since June 2016	(6.6%)	↓



ACTIVITY



Month	Adjusted Scheduled Activity (UDA)	
	2017	2018
April	1,433	467
May	3,444	1,484
June	4,957	2,395
July	7,247	
August	9,641	
September	10,772	
October	11,517	
November	12,487	
December	13,567	
January	14,795	
February	15,983	
March	17,514	
April	18,152	
May	18,157	
June	18,142	

QUALITY

	Quantity	Base Number	Contract	AT	Region	England
% of FP17s for the same patient ID Re-attending within 3 months - Children	32	334	9.6%	12.1%	13.0%	12.0%
% of FP17s for the same patient ID Re-attending within 3 months - Adults	111	766	14.5%	16.9%	16.6%	16.0%
% of FP17s for the same patient ID Re-attending between 3 & 9 months - Children	129	334	38.6%	57.7%	59.5%	58.0%
% of FP17s for the same patient ID Re-attending between 3 & 9 months - Adults	294	766	38.4%	51.0%	53.1%	50.9%
% of FP17s for Band 1 Urgent Courses	156	890	17.5%	10.6%	9.3%	9.1%
% of FP17s Relating to Free Repair or Replacements	4	890	0.4%	0.9%	1.0%	0.8%
% of FP17s Relating to Continuations	2	890	0.2%	1.1%	1.3%	1.1%
% of Patients satisfied with the dentistry they have received	2	4	N/A	91.0%	91.9%	91.7%
% of Patients satisfied with the time they had to wait for an appointment	2	4	N/A	87.5%	88.7%	88.0%

* This is based on patients treated on this contract for their most recent course of treatment. Figures in italics indicate the base number of FP17s or Patient Questionnaire responses are less than 100. N/A is shown where the base number of responses is less than 10 during the period. % is calculated as Quantity/Base number*100

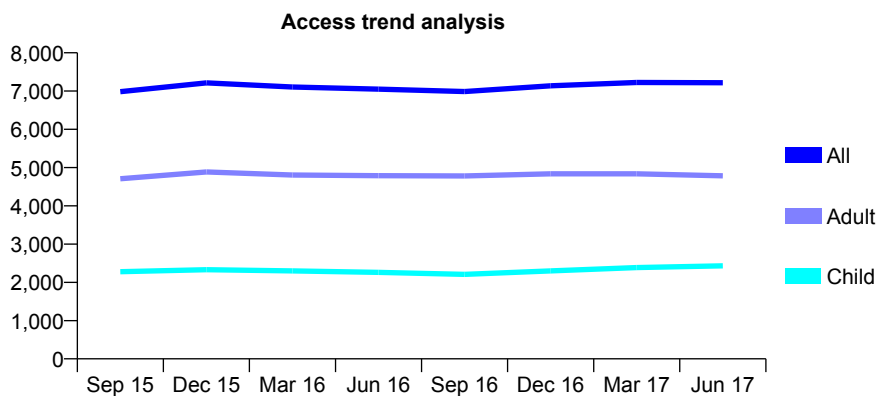
Q46 - Vital Signs At a Glance Contract Report for 133353/0001 - June 2017

Name or company name	Droylsden Road Dental Practice
Contract type name	GDS Contract
Purpose of contract	General
Contract start date	01/02/2012
Contract end date	

17/18 Contracted general activity (UDA)	21,267
Carry forward general activity (UDA)	0
17/18 Contracted orthodontic activity (UOA)	0
Carry forward orthodontic activity (UOA)	0
Baseline contract value	£686,154.19

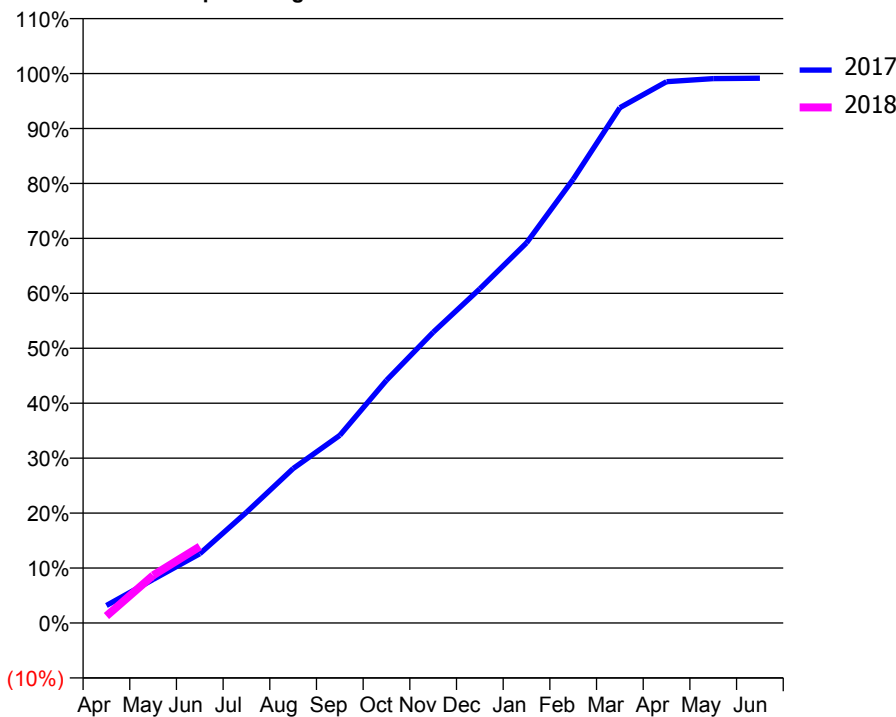
ACCESS*

Patients seen in 24 months	Total	Change since previous quarter
Quarter ending June 2016	7,049	
Quarter ending September 2016	6,989	→
Quarter ending December 2016	7,138	↑
Quarter ending March 2017	7,223	→
Quarter ending June 2017	7,218	→
Variance since June 2016	2.4%	↑



ACTIVITY

Cumulative percentage of contracted UDA delivered 2017 & 2018



Month	Adjusted Scheduled Activity (UDA)	
	2017	2018
April	680	272
May	1,687	1,847
June	2,682	2,958
July	4,285	
August	5,978	
September	7,262	
October	9,396	
November	11,252	
December	12,935	
January	14,712	
February	17,173	
March	19,946	
April	20,950	
May	21,069	
June	21,086	

QUALITY

	Quantity	Base Number	Contract	AT	Region	England
% of FP17s for the same patient ID Re-attending within 3 months - Children	52	646	8.0%	12.1%	13.0%	12.0%
% of FP17s for the same patient ID Re-attending within 3 months - Adults	146	1,188	12.3%	16.9%	16.6%	16.0%
% of FP17s for the same patient ID Re-attending between 3 & 9 months - Children	338	646	52.3%	57.7%	59.5%	58.0%
% of FP17s for the same patient ID Re-attending between 3 & 9 months - Adults	573	1,188	48.2%	51.0%	53.1%	50.9%
% of FP17s for Band 1 Urgent Courses	79	1,228	6.4%	10.6%	9.3%	9.1%
% of FP17s Relating to Free Repair or Replacements	13	1,228	1.1%	0.9%	1.0%	0.8%
% of FP17s Relating to Continuations	7	1,228	0.6%	1.1%	1.3%	1.1%
% of Patients satisfied with the dentistry they have received	5	5	N/A	91.0%	91.9%	91.7%
% of Patients satisfied with the time they had to wait for an appointment	4	5	N/A	87.5%	88.7%	88.0%

* This is based on patients treated on this contract for their most recent course of treatment. Figures in italics indicate the base number of FP17s or Patient Questionnaire responses are less than 100. N/A is shown where the base number of responses is less than 10 during the period. % is calculated as Quantity/Base number*100

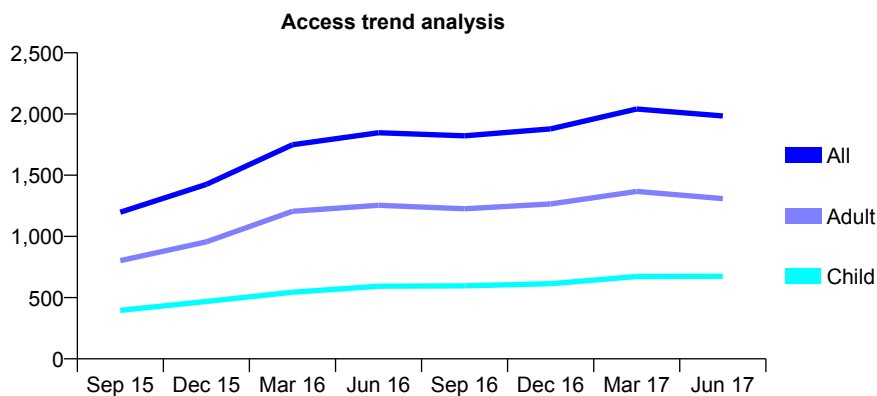
Q46 - Vital Signs At a Glance Contract Report for 133485/0001 - June 2017

Name or company name	Ethos Dental Care
Contract type name	GDS Contract
Purpose of contract	General
Contract start date	09/03/2015
Contract end date	

17/18 Contracted general activity (UDA)	5,553
Carry forward general activity (UDA)	0
17/18 Contracted orthodontic activity (UOA)	0
Carry forward orthodontic activity (UOA)	0
Baseline contract value	£117,865.82

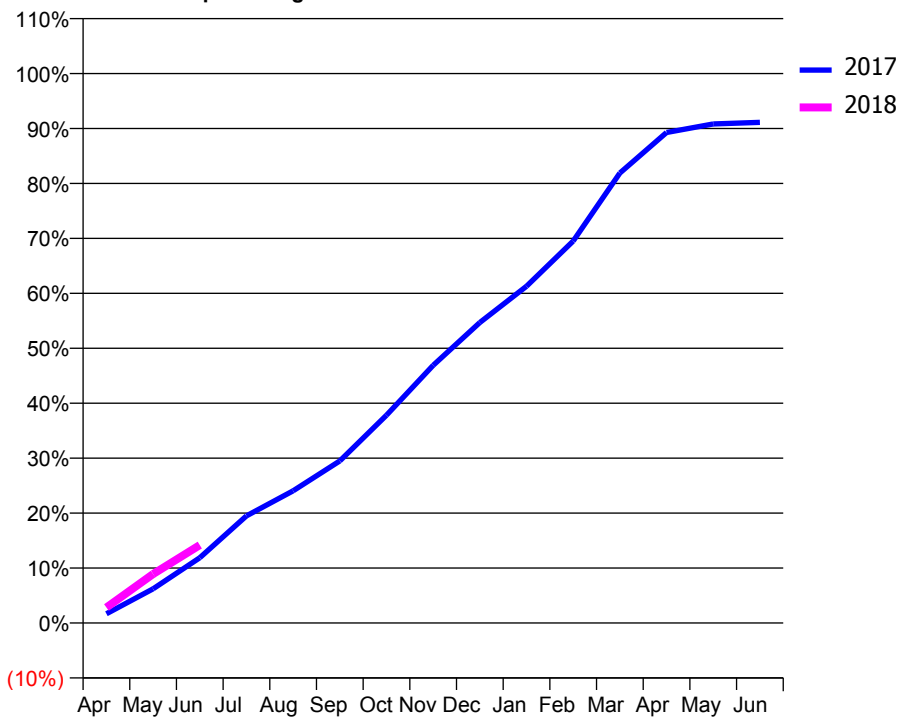
ACCESS*

Patients seen in 24 months	Total	Change since previous quarter
Quarter ending June 2016	1,847	
Quarter ending September 2016	1,822	↓
Quarter ending December 2016	1,879	↑
Quarter ending March 2017	2,041	↑
Quarter ending June 2017	1,984	↓
Variance since June 2016	7.4%	↑



ACTIVITY

Cumulative percentage of contracted UDA delivered 2017 & 2018



Month	Adjusted Scheduled Activity (UDA)	
	2017	2018
April	93	157
May	346	495
June	660	788
July	1,082	
August	1,336	
September	1,638	
October	2,100	
November	2,605	
December	3,037	
January	3,404	
February	3,860	
March	4,547	
April	4,957	
May	5,043	
June	5,060	

QUALITY

	Quantity	Base Number	Contract	AT	Region	England
% of FP17s for the same patient ID Re-attending within 3 months - Children	25	257	9.7%	12.1%	13.0%	12.0%
% of FP17s for the same patient ID Re-attending within 3 months - Adults	60	414	14.5%	16.9%	16.6%	16.0%
% of FP17s for the same patient ID Re-attending between 3 & 9 months - Children	145	257	56.4%	57.7%	59.5%	58.0%
% of FP17s for the same patient ID Re-attending between 3 & 9 months - Adults	207	414	50.0%	51.0%	53.1%	50.9%
% of FP17s for Band 1 Urgent Courses	53	479	11.1%	10.6%	9.3%	9.1%
% of FP17s Relating to Free Repair or Replacements	4	479	0.8%	0.9%	1.0%	0.8%
% of FP17s Relating to Continuations	2	479	0.4%	1.1%	1.3%	1.1%
% of Patients satisfied with the dentistry they have received	4	4	N/A	91.0%	91.9%	91.7%
% of Patients satisfied with the time they had to wait for an appointment	4	4	N/A	87.5%	88.7%	88.0%

* This is based on patients treated on this contract for their most recent course of treatment. Figures in italics indicate the base number of FP17s or Patient Questionnaire responses are less than 100. N/A is shown where the base number of responses is less than 10 during the period. % is calculated as Quantity/Base number*100

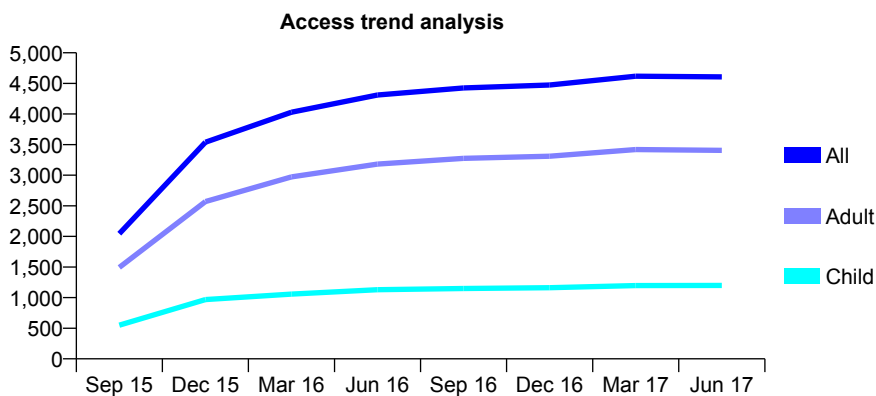
Q46 - Vital Signs At a Glance Contract Report for 134899/0001 - June 2017

Name or company name	High Lane Partnership
Contract type name	GDS Contract
Purpose of contract	General and Orthodontic
Contract start date	01/06/2015
Contract end date	

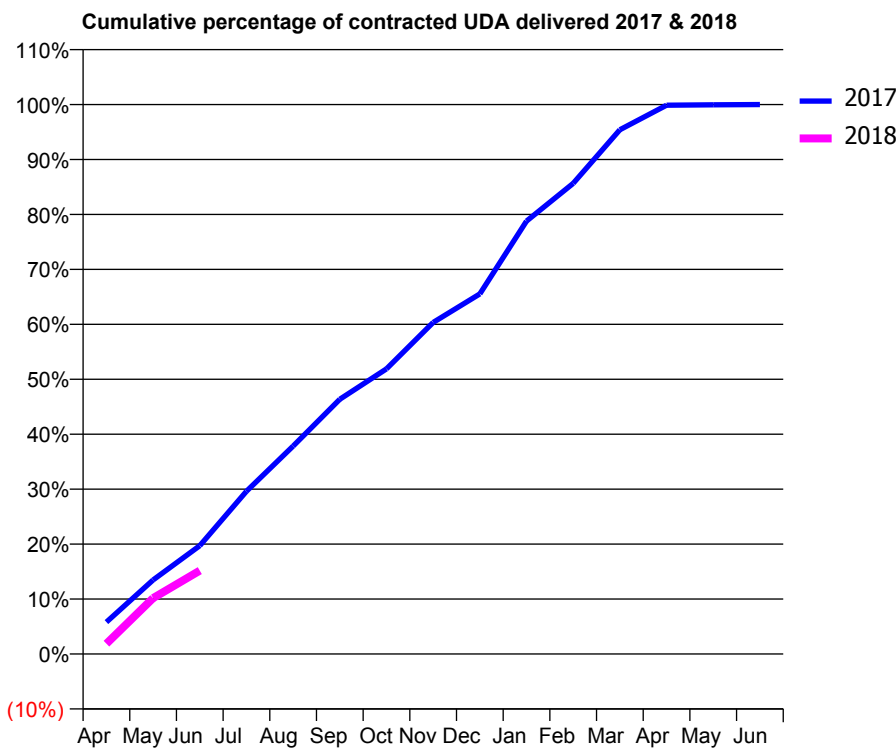
17/18 Contracted general activity (UDA)	14,969
Carry forward general activity (UDA)	0
17/18 Contracted orthodontic activity (UOA)	309
Carry forward orthodontic activity (UOA)	0
Baseline contract value	£432,982.12

ACCESS*

Patients seen in 24 months	Total	Change since previous quarter
Quarter ending June 2016	4,311	
Quarter ending September 2016	4,426	↑
Quarter ending December 2016	4,473	→
Quarter ending March 2017	4,617	↑
Quarter ending June 2017	4,606	→
Variance since June 2016	6.8%	↑



ACTIVITY



Month	Adjusted Scheduled Activity (UDA)	
	2017	2018
April	871	283
May	2,019	1,523
June	2,950	2,273
July	4,432	
August	5,665	
September	6,942	
October	7,768	
November	9,033	
December	9,810	
January	11,791	
February	12,820	
March	14,283	
April	14,949	
May	14,959	
June	14,967	

QUALITY

	Quantity	Base Number	Contract	AT	Region	England
% of FP17s for the same patient ID Re-attending within 3 months - Children	63	449	14.0%	12.1%	13.0%	12.0%
% of FP17s for the same patient ID Re-attending within 3 months - Adults	232	1,229	18.9%	16.9%	16.6%	16.0%
% of FP17s for the same patient ID Re-attending between 3 & 9 months - Children	293	449	65.3%	57.7%	59.5%	58.0%
% of FP17s for the same patient ID Re-attending between 3 & 9 months - Adults	813	1,229	66.2%	51.0%	53.1%	50.9%
% of FP17s for Band 1 Urgent Courses	113	1,315	8.6%	10.6%	9.3%	9.1%
% of FP17s Relating to Free Repair or Replacements	30	1,315	2.3%	0.9%	1.0%	0.8%
% of FP17s Relating to Continuations	3	1,315	0.2%	1.1%	1.3%	1.1%
% of Patients satisfied with the dentistry they have received	5	5	N/A	91.0%	91.9%	91.7%
% of Patients satisfied with the time they had to wait for an appointment	5	5	N/A	87.5%	88.7%	88.0%

* This is based on patients treated on this contract for their most recent course of treatment. Figures in italics indicate the base number of FP17s or Patient Questionnaire responses are less than 100. N/A is shown where the base number of responses is less than 10 during the period. % is calculated as Quantity/Base number*100

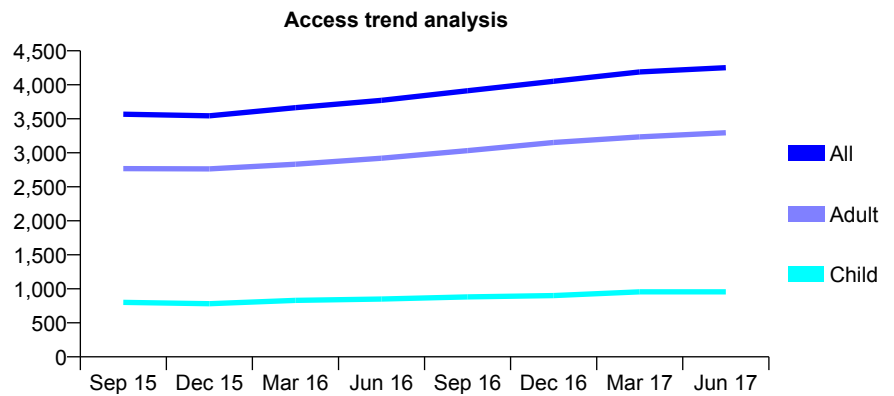
Q46 - Vital Signs At a Glance Contract Report for 136255/0001 - June 2017

Name or company name	Haughton Green Dental Practice
Contract type name	Pilot Contract
Purpose of contract	General
Contract start date	01/02/2013
Contract end date	

17/18 Contracted general activity (UDA)	13,158
Carry forward general activity (UDA)	0
17/18 Contracted orthodontic activity (UOA)	0
Carry forward orthodontic activity (UOA)	0
Baseline contract value	£366,082.80

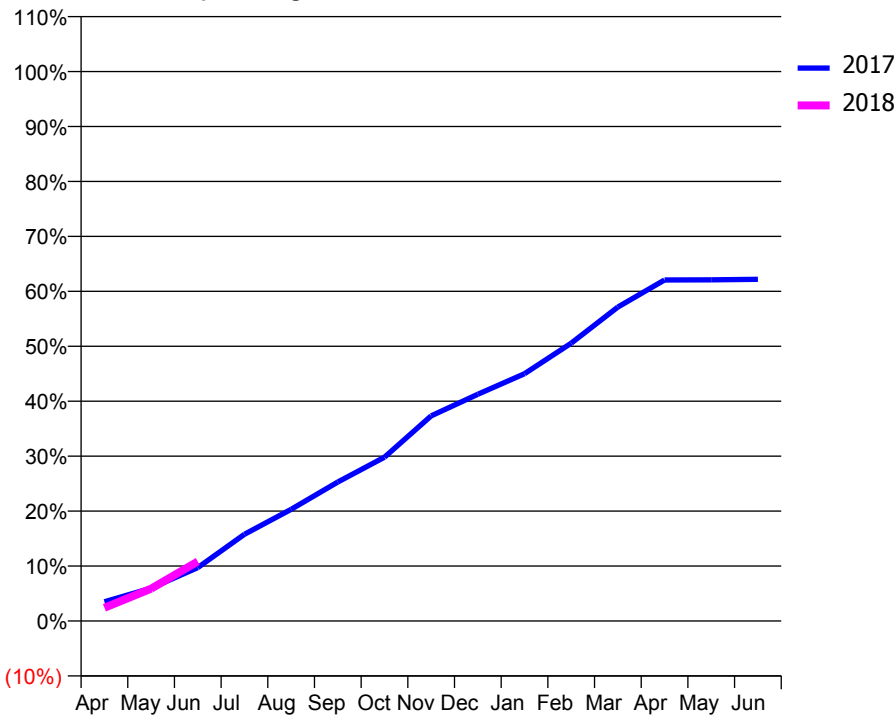
ACCESS*

Patients seen in 24 months	Total	Change since previous quarter
Quarter ending June 2016	3,771	
Quarter ending September 2016	3,913	↑
Quarter ending December 2016	4,052	↑
Quarter ending March 2017	4,189	↑
Quarter ending June 2017	4,252	→
Variance since June 2016	12.8%	↑



ACTIVITY

Cumulative percentage of contracted UDA delivered 2017 & 2018



Month	Adjusted Scheduled Activity (UDA)	
	2017	2018
April	461	317
May	786	776
June	1,279	1,427
July	2,076	
August	2,676	
September	3,329	
October	3,924	
November	4,911	
December	5,431	
January	5,921	
February	6,651	
March	7,518	
April	8,166	
May	8,169	
June	8,182	

QUALITY

	Quantity	Base Number	Contract	AT	Region	England
% of FP17s for the same patient ID Re-attending within 3 months - Children	11	276	4.0%	12.1%	13.0%	12.0%
% of FP17s for the same patient ID Re-attending within 3 months - Adults	97	790	12.3%	16.9%	16.6%	16.0%
% of FP17s for the same patient ID Re-attending between 3 & 9 months - Children	88	276	31.9%	57.7%	59.5%	58.0%
% of FP17s for the same patient ID Re-attending between 3 & 9 months - Adults	135	790	17.1%	51.0%	53.1%	50.9%
% of FP17s for Band 1 Urgent Courses	103	753	13.7%	10.6%	9.3%	9.1%
% of FP17s Relating to Free Repair or Replacements	2	753	0.3%	0.9%	1.0%	0.8%
% of FP17s Relating to Continuations	3	753	0.4%	1.1%	1.3%	1.1%
% of Patients satisfied with the dentistry they have received	2	2	N/A	91.0%	91.9%	91.7%
% of Patients satisfied with the time they had to wait for an appointment	1	2	N/A	87.5%	88.7%	88.0%

* This is based on patients treated on this contract for their most recent course of treatment. Figures in italics indicate the base number of FP17s or Patient Questionnaire responses are less than 100. N/A is shown where the base number of responses is less than 10 during the period. % is calculated as Quantity/Base number*100

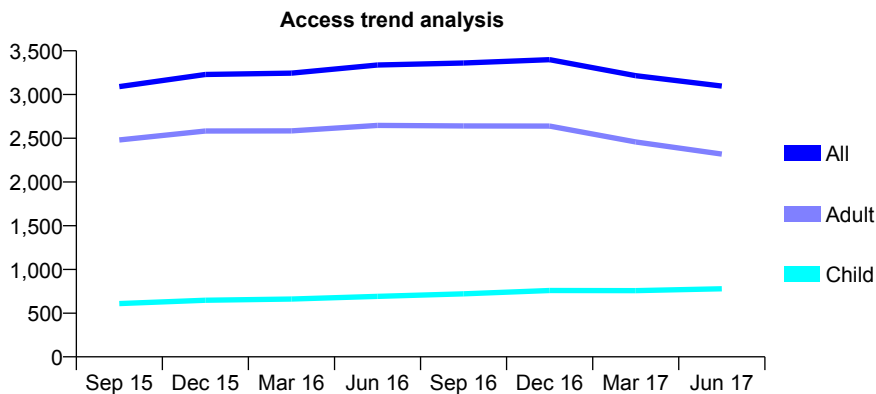
Q46 - Vital Signs At a Glance Contract Report for 136379/0001 - June 2017

Name or company name	Adrian Jennings Ltd T/A Chorlton Smile Ce
Contract type name	GDS Contract
Purpose of contract	General
Contract start date	01/01/2014
Contract end date	

17/18 Contracted general activity (UDA)	5,680
Carry forward general activity (UDA)	0
17/18 Contracted orthodontic activity (UOA)	0
Carry forward orthodontic activity (UOA)	0
Baseline contract value	£180,677.25

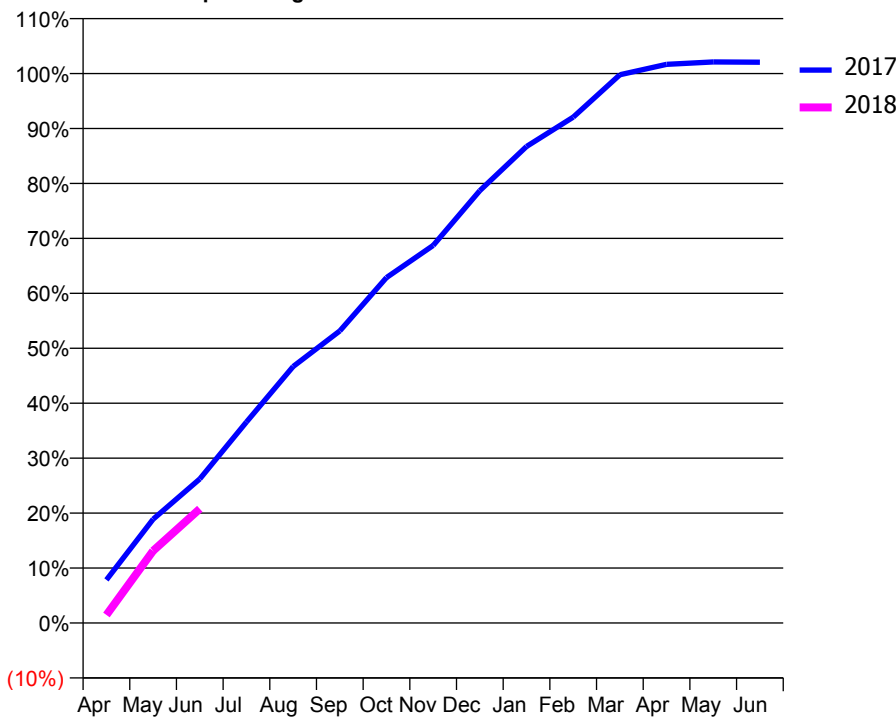
ACCESS*

Patients seen in 24 months	Total	Change since previous quarter
Quarter ending June 2016	3,337	
Quarter ending September 2016	3,360	→
Quarter ending December 2016	3,398	→
Quarter ending March 2017	3,215	↓
Quarter ending June 2017	3,097	↓
Variance since June 2016	(7.2%)	↓



ACTIVITY

Cumulative percentage of contracted UDA delivered 2017 & 2018



Adjusted Scheduled Activity (UDA)

Month	2017	2018
April	446	84
May	1,073	746
June	1,489	1,181
July	2,078	
August	2,651	
September	3,019	
October	3,570	
November	3,903	
December	4,469	
January	4,926	
February	5,228	
March	5,667	
April	5,774	
May	5,800	
June	5,797	

QUALITY

	Quantity	Base Number	Contract	AT	Region	England
% of FP17s for the same patient ID Re-attending within 3 months - Children	9	174	5.2%	12.1%	13.0%	12.0%
% of FP17s for the same patient ID Re-attending within 3 months - Adults	35	441	7.9%	16.9%	16.6%	16.0%
% of FP17s for the same patient ID Re-attending between 3 & 9 months - Children	56	174	32.2%	57.7%	59.5%	58.0%
% of FP17s for the same patient ID Re-attending between 3 & 9 months - Adults	153	441	34.7%	51.0%	53.1%	50.9%
% of FP17s for Band 1 Urgent Courses	43	526	8.2%	10.6%	9.3%	9.1%
% of FP17s Relating to Free Repair or Replacements	3	526	0.6%	0.9%	1.0%	0.8%
% of FP17s Relating to Continuations	0	526	0.0%	1.1%	1.3%	1.1%
% of Patients satisfied with the dentistry they have received	0	0	N/A	91.0%	91.9%	91.7%
% of Patients satisfied with the time they had to wait for an appointment	0	0	N/A	87.5%	88.7%	88.0%

* This is based on patients treated on this contract for their most recent course of treatment. Figures in italics indicate the base number of FP17s or Patient Questionnaire responses are less than 100. N/A is shown where the base number of responses is less than 10 during the period. % is calculated as Quantity/Base number*100

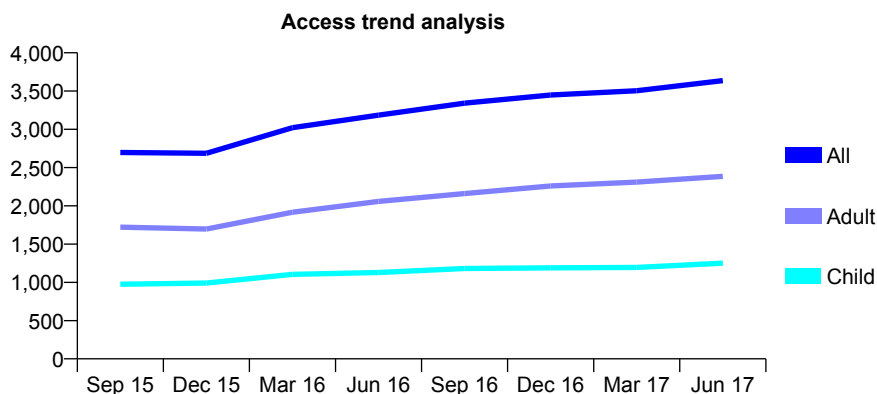
Q46 - Vital Signs At a Glance Contract Report for 137286/0001 - June 2017

Name or company name	Partners in Progress (UK) Ltd
Contract type name	GDS Contract
Purpose of contract	General
Contract start date	23/04/2009
Contract end date	

17/18 Contracted general activity (UDA)	9,600
Carry forward general activity (UDA)	0
17/18 Contracted orthodontic activity (UOA)	0
Carry forward orthodontic activity (UOA)	0
Baseline contract value	£268,122.57

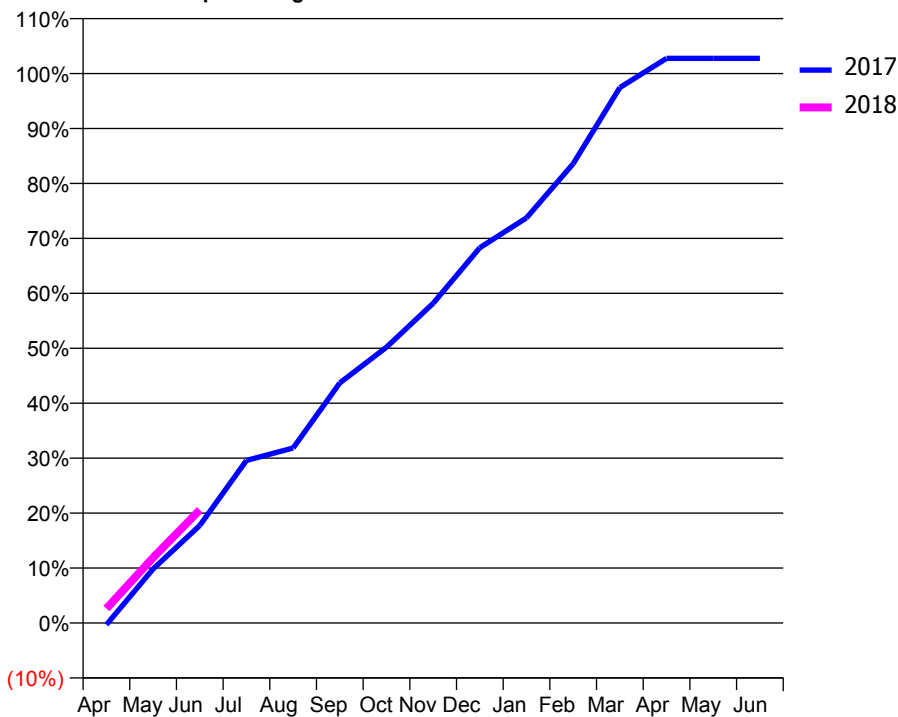
ACCESS*

Patients seen in 24 months	Total	Change since previous quarter
Quarter ending June 2016	3,186	
Quarter ending September 2016	3,342	↑
Quarter ending December 2016	3,449	↑
Quarter ending March 2017	3,505	→
Quarter ending June 2017	3,636	↑
Variance since June 2016	14.1%	↑



ACTIVITY

Cumulative percentage of contracted UDA delivered 2017 & 2018



Adjusted Scheduled Activity (UDA)

Month	2017	2018
April	-31	253
May	944	1,144
June	1,704	1,977
July	2,840	
August	3,058	
September	4,194	
October	4,818	
November	5,585	
December	6,558	
January	7,078	
February	8,023	
March	9,355	
April	9,864	
May	9,864	
June	9,865	

QUALITY

	Quantity	Base Number	Contract	AT	Region	England
% of FP17s for the same patient ID Re-attending within 3 months - Children	38	376	10.1%	12.1%	13.0%	12.0%
% of FP17s for the same patient ID Re-attending within 3 months - Adults	133	687	19.4%	16.9%	16.6%	16.0%
% of FP17s for the same patient ID Re-attending between 3 & 9 months - Children	187	376	49.7%	57.7%	59.5%	58.0%
% of FP17s for the same patient ID Re-attending between 3 & 9 months - Adults	309	687	45.0%	51.0%	53.1%	50.9%
% of FP17s for Band 1 Urgent Courses	116	869	13.3%	10.6%	9.3%	9.1%
% of FP17s Relating to Free Repair or Replacements	7	869	0.8%	0.9%	1.0%	0.8%
% of FP17s Relating to Continuations	18	869	2.1%	1.1%	1.3%	1.1%
% of Patients satisfied with the dentistry they have received	1	1	N/A	91.0%	91.9%	91.7%
% of Patients satisfied with the time they had to wait for an appointment	1	1	N/A	87.5%	88.7%	88.0%

* This is based on patients treated on this contract for their most recent course of treatment. Figures in italics indicate the base number of FP17s or Patient Questionnaire responses are less than 100. N/A is shown where the base number of responses is less than 10 during the period. % is calculated as Quantity/Base number*100

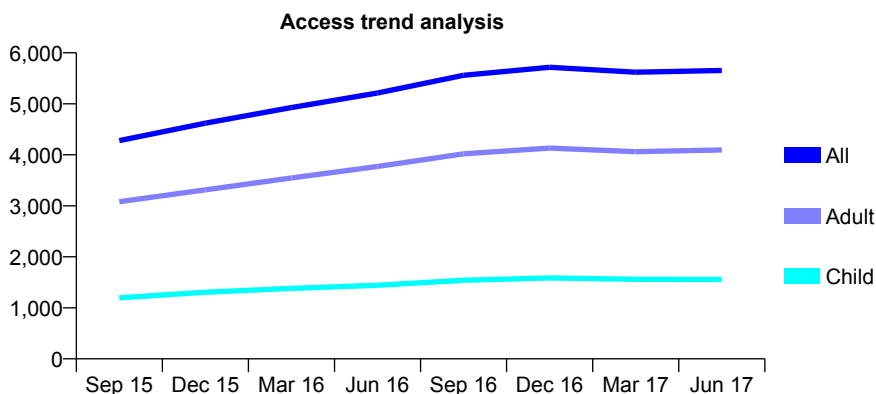
Q46 - Vital Signs At a Glance Contract Report for 137731/0003 - June 2017

Name or company name	Smile Transformation & Cosmetic Services
Contract type name	GDS Contract
Purpose of contract	General
Contract start date	01/08/2014
Contract end date	

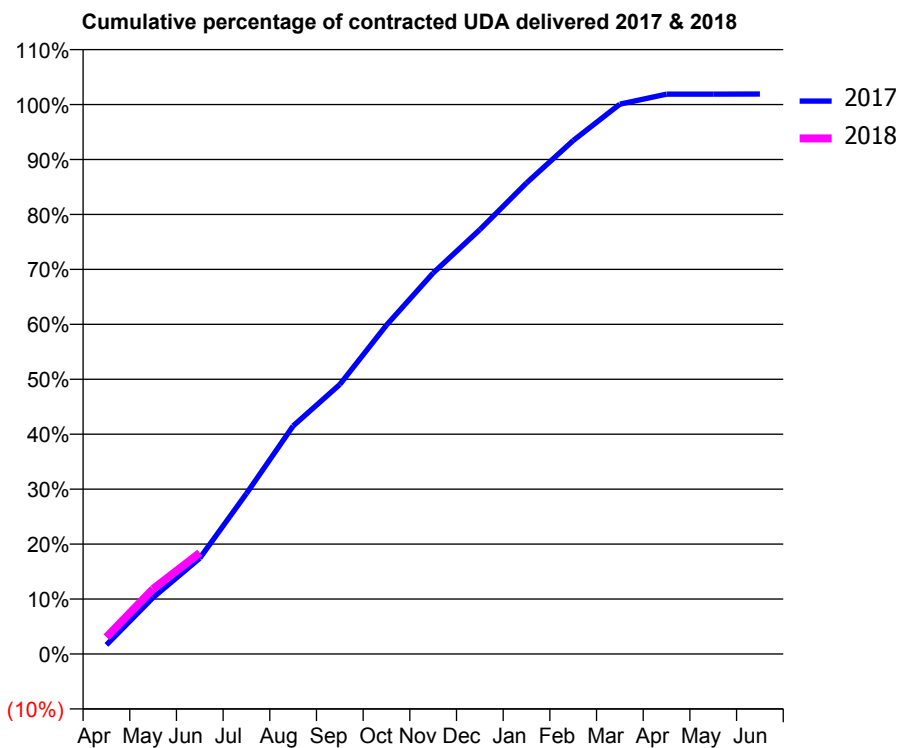
17/18 Contracted general activity (UDA)	17,603
Carry forward general activity (UDA)	0
17/18 Contracted orthodontic activity (UOA)	0
Carry forward orthodontic activity (UOA)	0
Baseline contract value	£455,026.93

ACCESS*

Patients seen in 24 months	Total	Change since previous quarter
Quarter ending June 2016	5,212	
Quarter ending September 2016	5,559	↑
Quarter ending December 2016	5,717	↑
Quarter ending March 2017	5,620	↓
Quarter ending June 2017	5,654	→
Variance since June 2016	8.5%	↑



ACTIVITY



Month	Adjusted Scheduled Activity (UDA)	
	2017	2018
April	294	539
May	1,811	2,088
June	3,067	3,242
July	5,142	
August	7,308	
September	8,637	
October	10,538	
November	12,204	
December	13,596	
January	15,089	
February	16,450	
March	17,615	
April	17,933	
May	17,936	
June	17,939	

QUALITY

	Quantity	Base Number	Contract	AT	Region	England
% of FP17s for the same patient ID Re-attending within 3 months - Children	36	480	7.5%	12.1%	13.0%	12.0%
% of FP17s for the same patient ID Re-attending within 3 months - Adults	204	1,300	15.7%	16.9%	16.6%	16.0%
% of FP17s for the same patient ID Re-attending between 3 & 9 months - Children	281	480	58.5%	57.7%	59.5%	58.0%
% of FP17s for the same patient ID Re-attending between 3 & 9 months - Adults	729	1,300	56.1%	51.0%	53.1%	50.9%
% of FP17s for Band 1 Urgent Courses	224	1,606	13.9%	10.6%	9.3%	9.1%
% of FP17s Relating to Free Repair or Replacements	8	1,606	0.5%	0.9%	1.0%	0.8%
% of FP17s Relating to Continuations	5	1,606	0.3%	1.1%	1.3%	1.1%
% of Patients satisfied with the dentistry they have received	8	8	N/A	91.0%	91.9%	91.7%
% of Patients satisfied with the time they had to wait for an appointment	6	8	N/A	87.5%	88.7%	88.0%

* This is based on patients treated on this contract for their most recent course of treatment. Figures in italics indicate the base number of FP17s or Patient Questionnaire responses are less than 100. N/A is shown where the base number of responses is less than 10 during the period. % is calculated as Quantity/Base number*100

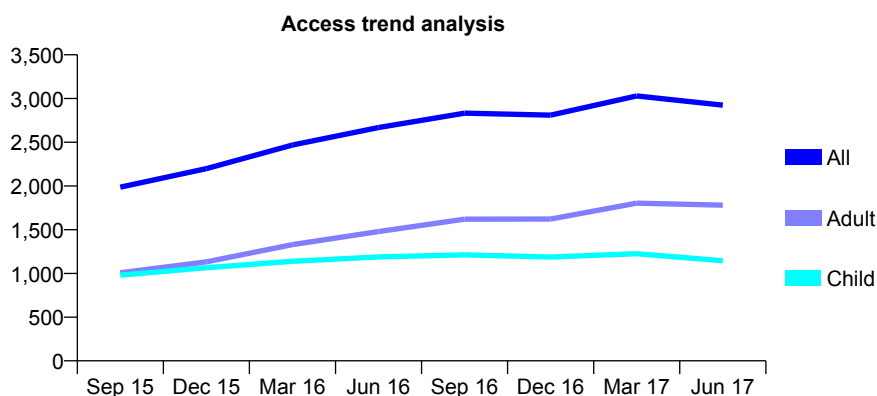
Q46 - Vital Signs At a Glance Contract Report for 137731/0004 - June 2017

Name or company name	Smile Transformation & Cosmetic Services
Contract type name	GDS Contract
Purpose of contract	General
Contract start date	01/08/2014
Contract end date	

17/18 Contracted general activity (UDA)	8,659
Carry forward general activity (UDA)	0
17/18 Contracted orthodontic activity (UOA)	0
Carry forward orthodontic activity (UOA)	0
Baseline contract value	£229,908.54

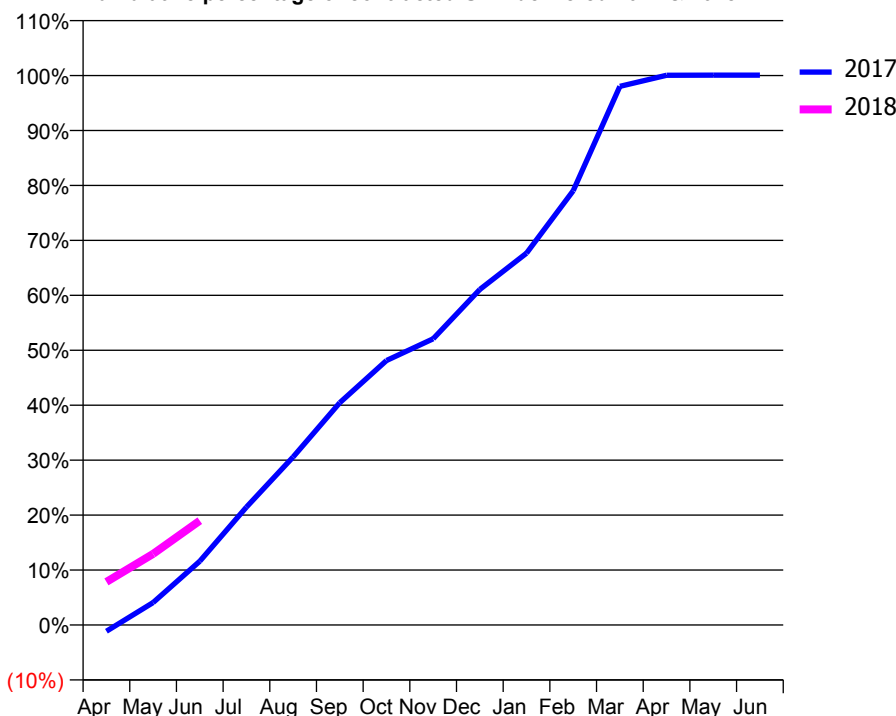
ACCESS*

Patients seen in 24 months	Total	Change since previous quarter
Quarter ending June 2016	2,668	
Quarter ending September 2016	2,833	↑
Quarter ending December 2016	2,810	→
Quarter ending March 2017	3,029	↑
Quarter ending June 2017	2,925	↓
Variance since June 2016	9.6%	↑



ACTIVITY

Cumulative percentage of contracted UDA delivered 2017 & 2018



Month	Adjusted Scheduled Activity (UDA)	
	2017	2018
April	-100	681
May	353	1,120
June	1,005	1,644
July	1,859	
August	2,649	
September	3,504	
October	4,168	
November	4,510	
December	5,287	
January	5,860	
February	6,842	
March	8,488	
April	8,662	
May	8,665	
June	8,665	

QUALITY

	Quantity	Base Number	Contract	AT	Region	England
% of FP17s for the same patient ID Re-attending within 3 months - Children	28	291	9.6%	12.1%	13.0%	12.0%
% of FP17s for the same patient ID Re-attending within 3 months - Adults	68	458	14.8%	16.9%	16.6%	16.0%
% of FP17s for the same patient ID Re-attending between 3 & 9 months - Children	181	291	62.2%	57.7%	59.5%	58.0%
% of FP17s for the same patient ID Re-attending between 3 & 9 months - Adults	227	458	49.6%	51.0%	53.1%	50.9%
% of FP17s for Band 1 Urgent Courses	65	680	9.6%	10.6%	9.3%	9.1%
% of FP17s Relating to Free Repair or Replacements	5	680	0.7%	0.9%	1.0%	0.8%
% of FP17s Relating to Continuations	4	680	0.6%	1.1%	1.3%	1.1%
% of Patients satisfied with the dentistry they have received	2	2	N/A	91.0%	91.9%	91.7%
% of Patients satisfied with the time they had to wait for an appointment	2	2	N/A	87.5%	88.7%	88.0%

* This is based on patients treated on this contract for their most recent course of treatment. Figures in italics indicate the base number of FP17s or Patient Questionnaire responses are less than 100. N/A is shown where the base number of responses is less than 10 during the period. % is calculated as Quantity/Base number*100

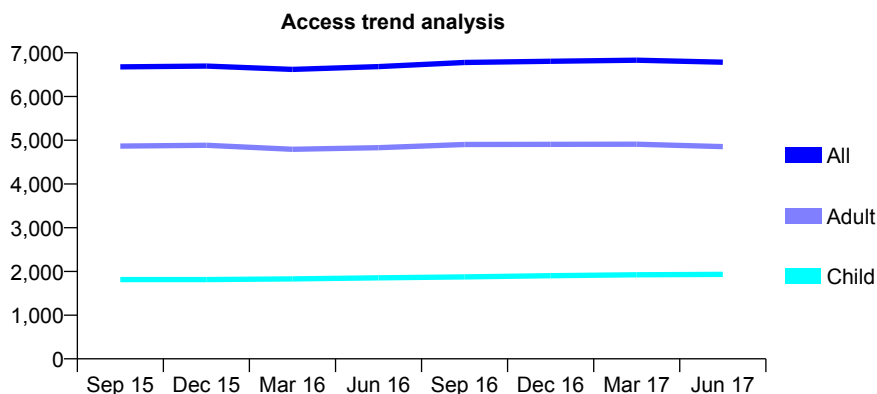
Q46 - Vital Signs At a Glance Contract Report for 138096/0001 - June 2017

Name or company name	Circle Dental Care Ltd
Contract type name	GDS Contract
Purpose of contract	General
Contract start date	01/08/2009
Contract end date	

17/18 Contracted general activity (UDA)	20,000
Carry forward general activity (UDA)	0
17/18 Contracted orthodontic activity (UOA)	0
Carry forward orthodontic activity (UOA)	0
Baseline contract value	£483,630.46

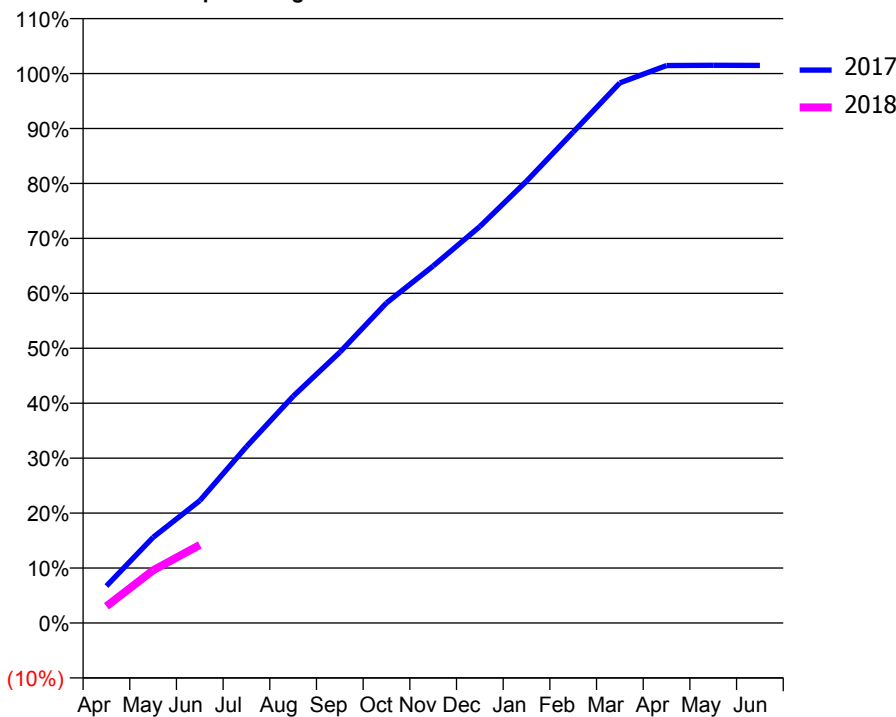
ACCESS*

Patients seen in 24 months	Total	Change since previous quarter
Quarter ending June 2016	6,683	
Quarter ending September 2016	6,779	→
Quarter ending December 2016	6,806	→
Quarter ending March 2017	6,832	→
Quarter ending June 2017	6,786	→
Variance since June 2016	1.5%	→



ACTIVITY

Cumulative percentage of contracted UDA delivered 2017 & 2018



Month	Adjusted Scheduled Activity (UDA)	
	2017	2018
April	1,346	610
May	3,119	1,921
June	4,451	2,841
July	6,417	
August	8,252	
September	9,857	
October	11,652	
November	12,993	
December	14,430	
January	16,082	
February	17,870	
March	19,657	
April	20,290	
May	20,298	
June	20,296	

QUALITY

	Quantity	Base Number	Contract	AT	Region	England
% of FP17s for the same patient ID Re-attending within 3 months - Children	66	619	10.7%	12.1%	13.0%	12.0%
% of FP17s for the same patient ID Re-attending within 3 months - Adults	199	1,273	15.6%	16.9%	16.6%	16.0%
% of FP17s for the same patient ID Re-attending between 3 & 9 months - Children	358	619	57.8%	57.7%	59.5%	58.0%
% of FP17s for the same patient ID Re-attending between 3 & 9 months - Adults	679	1,273	53.3%	51.0%	53.1%	50.9%
% of FP17s for Band 1 Urgent Courses	92	1,290	7.1%	10.6%	9.3%	9.1%
% of FP17s Relating to Free Repair or Replacements	2	1,290	0.2%	0.9%	1.0%	0.8%
% of FP17s Relating to Continuations	2	1,290	0.2%	1.1%	1.3%	1.1%
% of Patients satisfied with the dentistry they have received	2	3	N/A	91.0%	91.9%	91.7%
% of Patients satisfied with the time they had to wait for an appointment	2	3	N/A	87.5%	88.7%	88.0%

* This is based on patients treated on this contract for their most recent course of treatment. Figures in italics indicate the base number of FP17s or Patient Questionnaire responses are less than 100. N/A is shown where the base number of responses is less than 10 during the period. % is calculated as Quantity/Base number*100

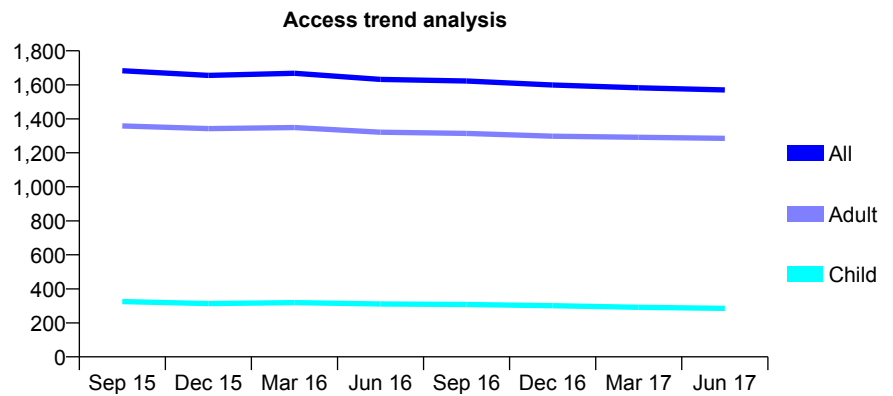
Q46 - Vital Signs At a Glance Contract Report for 138800/0001 - June 2017

Name or company name	207 Dental Care
Contract type name	GDS Contract
Purpose of contract	General
Contract start date	01/05/2013
Contract end date	

17/18 Contracted general activity (UDA)	4,568
Carry forward general activity (UDA)	0
17/18 Contracted orthodontic activity (UOA)	0
Carry forward orthodontic activity (UOA)	0
Baseline contract value	£113,344.16

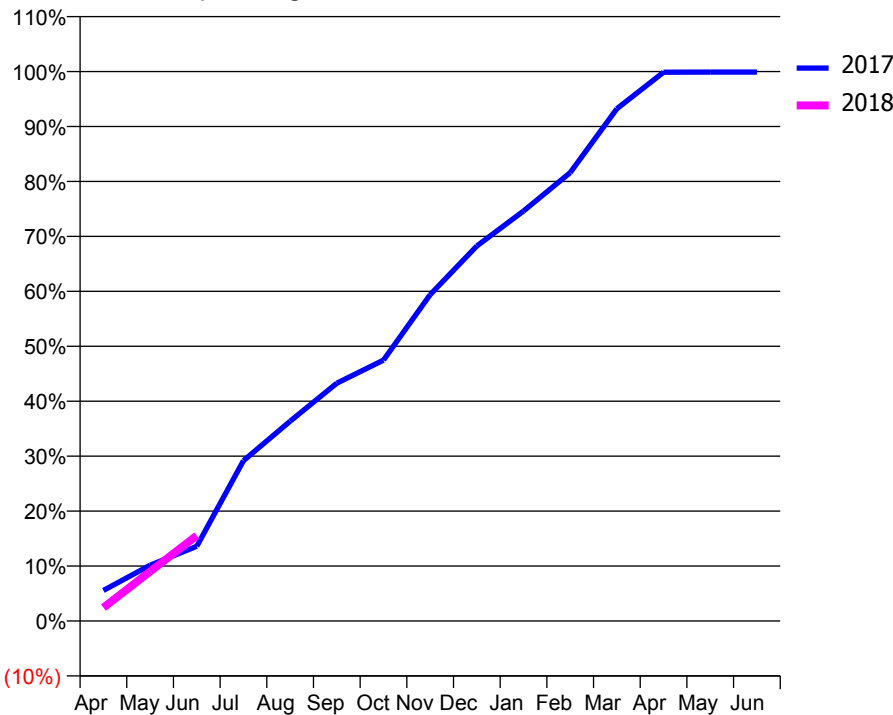
ACCESS*

Patients seen in 24 months	Total	Change since previous quarter
Quarter ending June 2016	1,632	
Quarter ending September 2016	1,622	→
Quarter ending December 2016	1,599	↓
Quarter ending March 2017	1,582	↓
Quarter ending June 2017	1,570	→
Variance since June 2016	(3.8%)	↓



ACTIVITY

Cumulative percentage of contracted UDA delivered 2017 & 2018



Month	Adjusted Scheduled Activity (UDA)	
	2017	2018
April	254	111
May	464	412
June	621	710
July	1,333	
August	1,661	
September	1,977	
October	2,169	
November	2,713	
December	3,117	
January	3,408	
February	3,728	
March	4,259	
April	4,563	
May	4,564	
June	4,564	

QUALITY

	Quantity	Base Number	Contract	AT	Region	England
% of FP17s for the same patient ID Re-attending within 3 months - Children	4	113	3.5%	12.1%	13.0%	12.0%
% of FP17s for the same patient ID Re-attending within 3 months - Adults	66	457	14.4%	16.9%	16.6%	16.0%
% of FP17s for the same patient ID Re-attending between 3 & 9 months - Children	83	113	73.5%	57.7%	59.5%	58.0%
% of FP17s for the same patient ID Re-attending between 3 & 9 months - Adults	273	457	59.7%	51.0%	53.1%	50.9%
% of FP17s for Band 1 Urgent Courses	34	446	7.6%	10.6%	9.3%	9.1%
% of FP17s Relating to Free Repair or Replacements	0	446	0.0%	0.9%	1.0%	0.8%
% of FP17s Relating to Continuations	5	446	1.1%	1.1%	1.3%	1.1%
% of Patients satisfied with the dentistry they have received	1	1	N/A	91.0%	91.9%	91.7%
% of Patients satisfied with the time they had to wait for an appointment	1	1	N/A	87.5%	88.7%	88.0%

* This is based on patients treated on this contract for their most recent course of treatment. Figures in italics indicate the base number of FP17s or Patient Questionnaire responses are less than 100. N/A is shown where the base number of responses is less than 10 during the period. % is calculated as Quantity/Base number*100

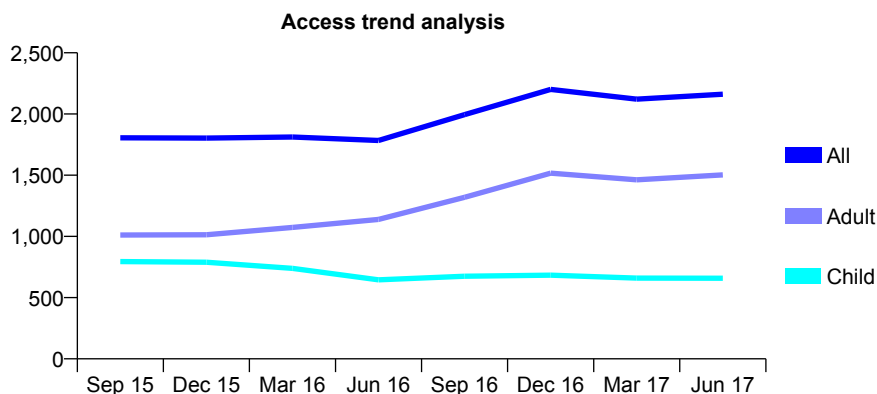
Q46 - Vital Signs At a Glance Contract Report for 138959/0001 - June 2017

Name or company name	Middleton Dental Care
Contract type name	GDS Contract
Purpose of contract	General
Contract start date	06/07/2012
Contract end date	

17/18 Contracted general activity (UDA)	7,330
Carry forward general activity (UDA)	0
17/18 Contracted orthodontic activity (UOA)	0
Carry forward orthodontic activity (UOA)	0
Baseline contract value	£181,185.39

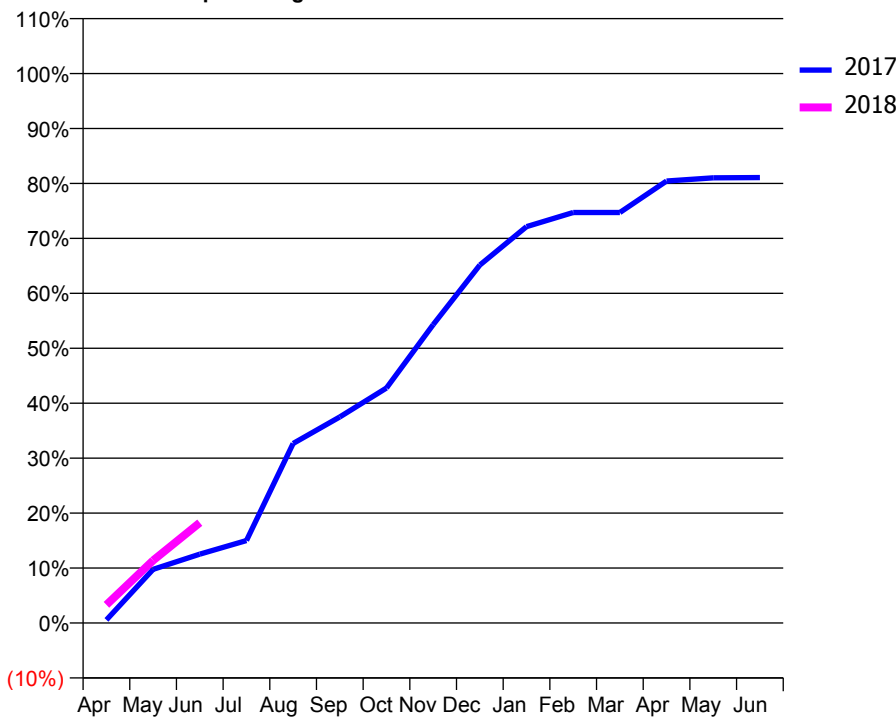
ACCESS*

Patients seen in 24 months	Total	Change since previous quarter
Quarter ending June 2016	1,784	
Quarter ending September 2016	1,995	↑
Quarter ending December 2016	2,201	↑
Quarter ending March 2017	2,122	↓
Quarter ending June 2017	2,162	→
Variance since June 2016	21.2%	↑



ACTIVITY

Cumulative percentage of contracted UDA delivered 2017 & 2018



Month	Adjusted Scheduled Activity (UDA)	
	2017	2018
April	42	242
May	716	835
June	919	1,339
July	1,100	
August	2,395	
September	2,750	
October	3,134	
November	3,979	
December	4,775	
January	5,288	
February	5,477	
March	5,477	
April	5,895	
May	5,939	
June	5,941	

QUALITY

	Quantity	Base Number	Contract	AT	Region	England
% of FP17s for the same patient ID Re-attending within 3 months - Children	28	304	9.2%	12.1%	13.0%	12.0%
% of FP17s for the same patient ID Re-attending within 3 months - Adults	61	521	11.7%	16.9%	16.6%	16.0%
% of FP17s for the same patient ID Re-attending between 3 & 9 months - Children	151	304	49.7%	57.7%	59.5%	58.0%
% of FP17s for the same patient ID Re-attending between 3 & 9 months - Adults	246	521	47.2%	51.0%	53.1%	50.9%
% of FP17s for Band 1 Urgent Courses	66	538	12.3%	10.6%	9.3%	9.1%
% of FP17s Relating to Free Repair or Replacements	1	538	0.2%	0.9%	1.0%	0.8%
% of FP17s Relating to Continuations	3	538	0.6%	1.1%	1.3%	1.1%
% of Patients satisfied with the dentistry they have received	0	0	N/A	91.0%	91.9%	91.7%
% of Patients satisfied with the time they had to wait for an appointment	0	0	N/A	87.5%	88.7%	88.0%

* This is based on patients treated on this contract for their most recent course of treatment. Figures in italics indicate the base number of FP17s or Patient Questionnaire responses are less than 100. N/A is shown where the base number of responses is less than 10 during the period. % is calculated as Quantity/Base number*100

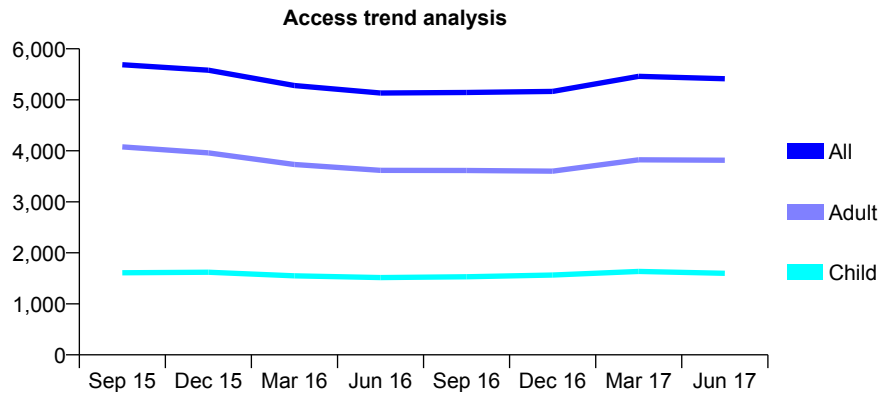
Q46 - Vital Signs At a Glance Contract Report for 138967/0001 - June 2017

Name or company name	Park House Springhead
Contract type name	GDS Contract
Purpose of contract	General
Contract start date	01/04/2010
Contract end date	

17/18 Contracted general activity (UDA)	15,429
Carry forward general activity (UDA)	0
17/18 Contracted orthodontic activity (UOA)	0
Carry forward orthodontic activity (UOA)	0
Baseline contract value	£413,690.05

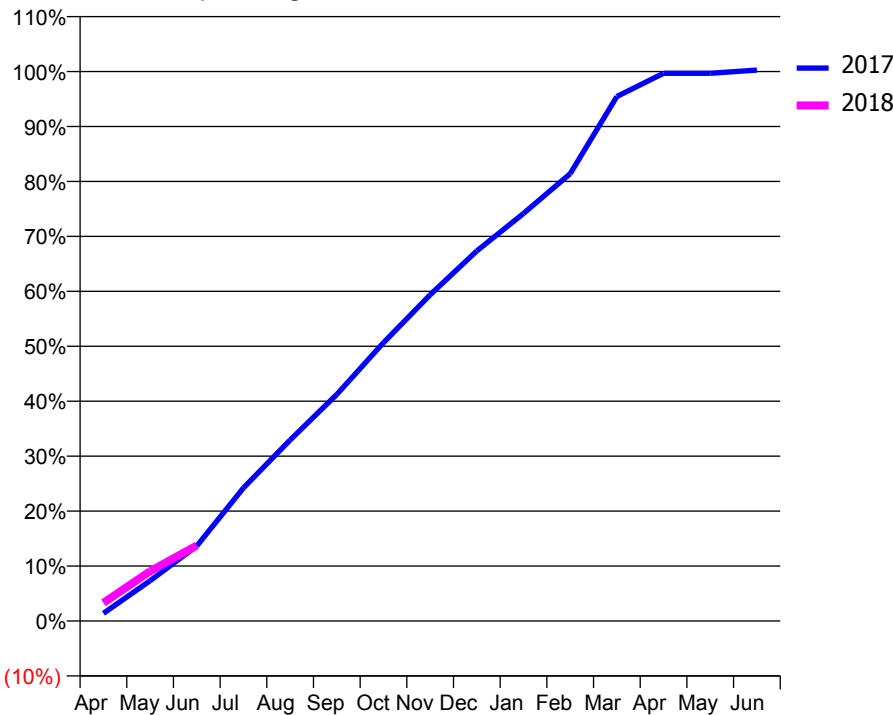
ACCESS*

Patients seen in 24 months	Total	Change since previous quarter
Quarter ending June 2016	5,133	
Quarter ending September 2016	5,145	→
Quarter ending December 2016	5,166	→
Quarter ending March 2017	5,459	↑
Quarter ending June 2017	5,413	→
Variance since June 2016	5.5%	↑



ACTIVITY

Cumulative percentage of contracted UDA delivered 2017 & 2018



Month	Adjusted Scheduled Activity (UDA)	
	2017	2018
April	216	510
May	1,132	1,399
June	2,108	2,121
July	3,740	
August	5,084	
September	6,362	
October	7,818	
November	9,159	
December	10,391	
January	11,445	
February	12,560	
March	14,727	
April	15,379	
May	15,379	
June	15,470	

QUALITY

	Quantity	Base Number	Contract	AT	Region	England
% of FP17s for the same patient ID Re-attending within 3 months - Children	27	444	6.1%	12.1%	13.0%	12.0%
% of FP17s for the same patient ID Re-attending within 3 months - Adults	144	1,005	14.3%	16.9%	16.6%	16.0%
% of FP17s for the same patient ID Re-attending between 3 & 9 months - Children	244	444	55.0%	57.7%	59.5%	58.0%
% of FP17s for the same patient ID Re-attending between 3 & 9 months - Adults	445	1,005	44.3%	51.0%	53.1%	50.9%
% of FP17s for Band 1 Urgent Courses	136	1,115	12.2%	10.6%	9.3%	9.1%
% of FP17s Relating to Free Repair or Replacements	7	1,115	0.6%	0.9%	1.0%	0.8%
% of FP17s Relating to Continuations	14	1,115	1.3%	1.1%	1.3%	1.1%
% of Patients satisfied with the dentistry they have received	3	4	N/A	91.0%	91.9%	91.7%
% of Patients satisfied with the time they had to wait for an appointment	3	4	N/A	87.5%	88.7%	88.0%

* This is based on patients treated on this contract for their most recent course of treatment. Figures in italics indicate the base number of FP17s or Patient Questionnaire responses are less than 100. N/A is shown where the base number of responses is less than 10 during the period. % is calculated as Quantity/Base number*100

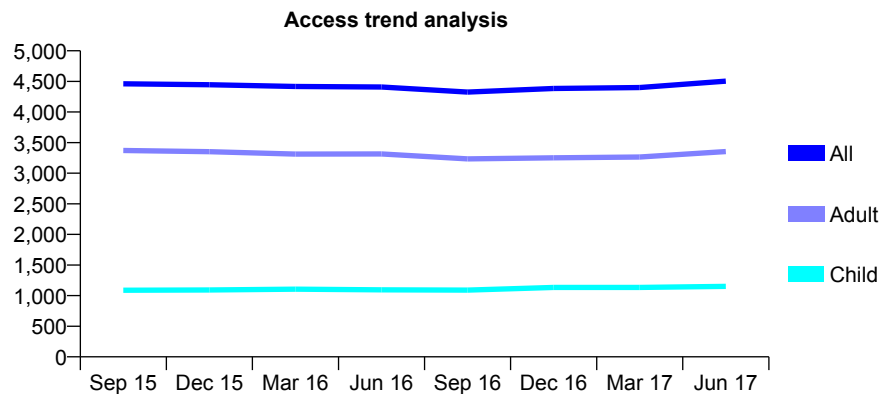
Q46 - Vital Signs At a Glance Contract Report for 139114/0001 - June 2017

Name or company name	The Ivy Dental Practice Ltd
Contract type name	Pilot Contract
Purpose of contract	General
Contract start date	01/04/2010
Contract end date	

17/18 Contracted general activity (UDA)	18,100
Carry forward general activity (UDA)	0
17/18 Contracted orthodontic activity (UOA)	0
Carry forward orthodontic activity (UOA)	0
Baseline contract value	£612,293.04

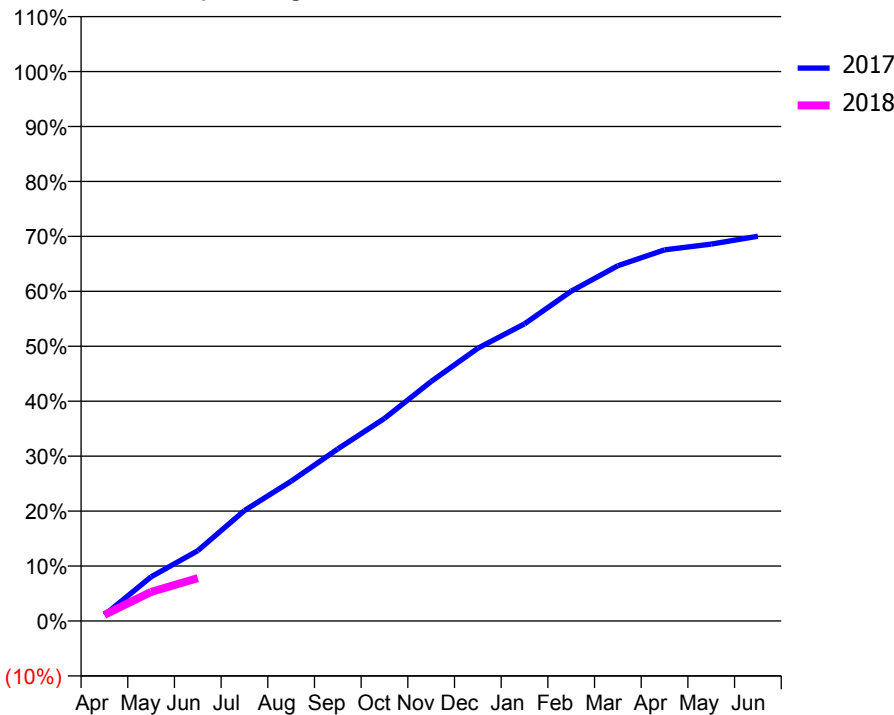
ACCESS*

Patients seen in 24 months	Total	Change since previous quarter
Quarter ending June 2016	4,408	
Quarter ending September 2016	4,325	↓
Quarter ending December 2016	4,384	→
Quarter ending March 2017	4,399	→
Quarter ending June 2017	4,505	↑
Variance since June 2016	2.2%	↑



ACTIVITY

Cumulative percentage of contracted UDA delivered 2017 & 2018



Month	Adjusted Scheduled Activity (UDA)	
	2017	2018
April	200	202
May	1,455	959
June	2,315	1,411
July	3,638	
August	4,606	
September	5,666	
October	6,672	
November	7,890	
December	8,985	
January	9,790	
February	10,865	
March	11,705	
April	12,228	
May	12,417	
June	12,672	

QUALITY

	Quantity	Base Number	Contract	AT	Region	England
% of FP17s for the same patient ID Re-attending within 3 months - Children	29	329	8.8%	12.1%	13.0%	12.0%
% of FP17s for the same patient ID Re-attending within 3 months - Adults	101	740	13.6%	16.9%	16.6%	16.0%
% of FP17s for the same patient ID Re-attending between 3 & 9 months - Children	172	329	52.3%	57.7%	59.5%	58.0%
% of FP17s for the same patient ID Re-attending between 3 & 9 months - Adults	354	740	47.8%	51.0%	53.1%	50.9%
% of FP17s for Band 1 Urgent Courses	9	738	1.2%	10.6%	9.3%	9.1%
% of FP17s Relating to Free Repair or Replacements	11	738	1.5%	0.9%	1.0%	0.8%
% of FP17s Relating to Continuations	21	738	2.8%	1.1%	1.3%	1.1%
% of Patients satisfied with the dentistry they have received	3	3	N/A	91.0%	91.9%	91.7%
% of Patients satisfied with the time they had to wait for an appointment	2	3	N/A	87.5%	88.7%	88.0%

* This is based on patients treated on this contract for their most recent course of treatment. Figures in italics indicate the base number of FP17s or Patient Questionnaire responses are less than 100. N/A is shown where the base number of responses is less than 10 during the period. % is calculated as Quantity/Base number*100

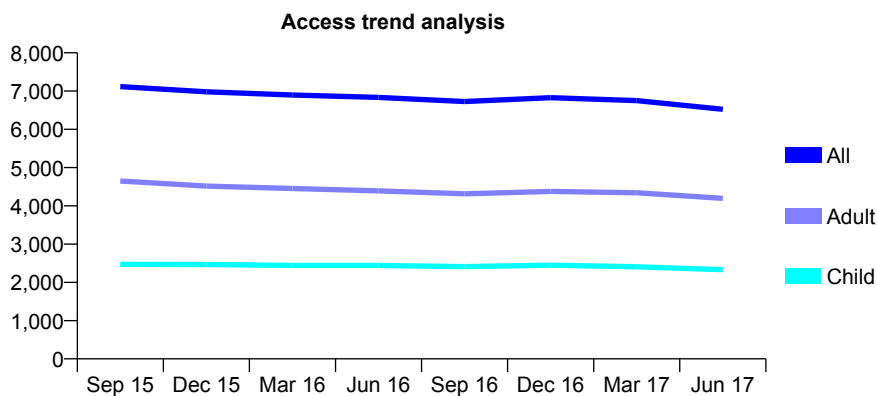
Q46 - Vital Signs At a Glance Contract Report for 139521/0001 - June 2017

Name or company name	JF Scott Dental Surgeon Partnership
Contract type name	GDS Contract
Purpose of contract	General
Contract start date	31/12/2010
Contract end date	

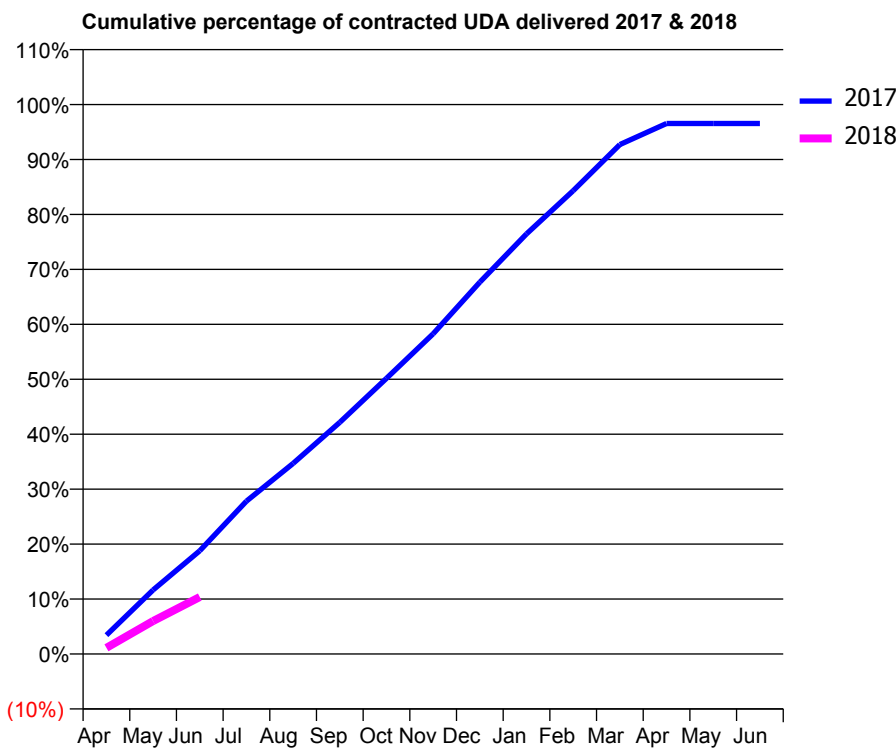
17/18 Contracted general activity (UDA)	25,437
Carry forward general activity (UDA)	0
17/18 Contracted orthodontic activity (UOA)	0
Carry forward orthodontic activity (UOA)	0
Baseline contract value	£687,541.81

ACCESS*

Patients seen in 24 months	Total	Change since previous quarter
Quarter ending June 2016	6,834	
Quarter ending September 2016	6,726	↓
Quarter ending December 2016	6,826	→
Quarter ending March 2017	6,750	↓
Quarter ending June 2017	6,525	↓
Variance since June 2016	(4.5%)	↓



ACTIVITY



Month	Adjusted Scheduled Activity (UDA)	
	2017	2018
April	871	287
May	2,967	1,526
June	4,783	2,641
July	7,077	
August	8,823	
September	10,723	
October	12,761	
November	14,827	
December	17,212	
January	19,449	
February	21,445	
March	23,580	
April	24,558	
May	24,560	
June	24,560	

QUALITY

	Quantity	Base Number	Contract	AT	Region	England
% of FP17s for the same patient ID Re-attending within 3 months - Children	44	596	7.4%	12.1%	13.0%	12.0%
% of FP17s for the same patient ID Re-attending within 3 months - Adults	156	1,075	14.5%	16.9%	16.6%	16.0%
% of FP17s for the same patient ID Re-attending between 3 & 9 months - Children	469	596	78.7%	57.7%	59.5%	58.0%
% of FP17s for the same patient ID Re-attending between 3 & 9 months - Adults	738	1,075	68.7%	51.0%	53.1%	50.9%
% of FP17s for Band 1 Urgent Courses	165	1,281	12.9%	10.6%	9.3%	9.1%
% of FP17s Relating to Free Repair or Replacements	9	1,281	0.7%	0.9%	1.0%	0.8%
% of FP17s Relating to Continuations	6	1,281	0.5%	1.1%	1.3%	1.1%
% of Patients satisfied with the dentistry they have received	5	6	N/A	91.0%	91.9%	91.7%
% of Patients satisfied with the time they had to wait for an appointment	5	6	N/A	87.5%	88.7%	88.0%

* This is based on patients treated on this contract for their most recent course of treatment. Figures in italics indicate the base number of FP17s or Patient Questionnaire responses are less than 100. N/A is shown where the base number of responses is less than 10 during the period. % is calculated as Quantity/Base number*100

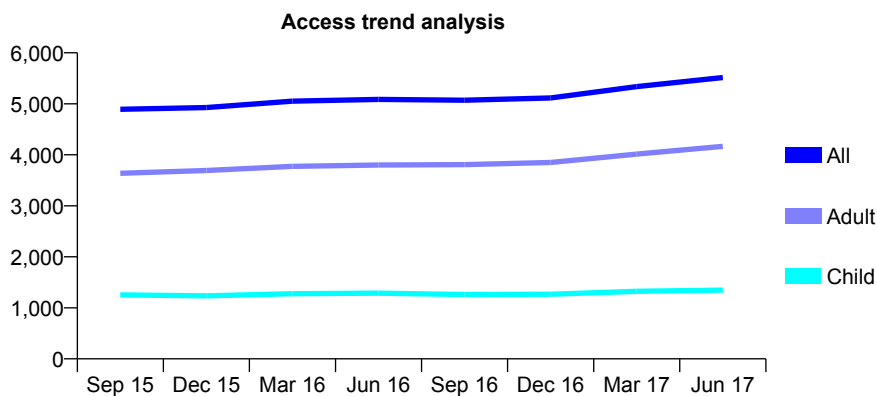
Q46 - Vital Signs At a Glance Contract Report for 139947/0001 - June 2017

Name or company name	Westpoint Dental Centre T/A Marston and t
Contract type name	GDS Contract
Purpose of contract	General
Contract start date	01/04/2010
Contract end date	

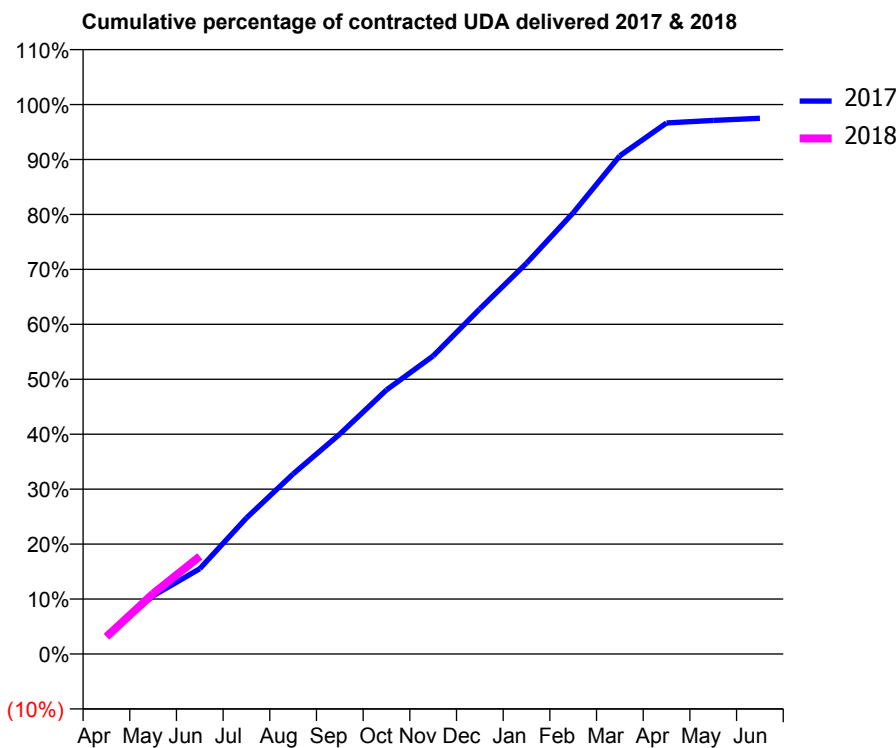
17/18 Contracted general activity (UDA)	21,839
Carry forward general activity (UDA)	0
17/18 Contracted orthodontic activity (UOA)	0
Carry forward orthodontic activity (UOA)	0
Baseline contract value	£744,163.12

ACCESS*

Patients seen in 24 months	Total	Change since previous quarter
Quarter ending June 2016	5,086	
Quarter ending September 2016	5,070	→
Quarter ending December 2016	5,116	→
Quarter ending March 2017	5,337	↑
Quarter ending June 2017	5,515	↑
Variance since June 2016	8.4%	↑



ACTIVITY



Month	Adjusted Scheduled Activity (UDA)	
	2017	2018
April	741	686
May	2,303	2,406
June	3,373	3,882
July	5,388	
August	7,127	
September	8,706	
October	10,451	
November	11,798	
December	13,660	
January	15,468	
February	17,462	
March	19,720	
April	21,020	
May	21,117	
June	21,203	

QUALITY

	Quantity	Base Number	Contract	AT	Region	England
% of FP17s for the same patient ID Re-attending within 3 months - Children	87	636	13.7%	12.1%	13.0%	12.0%
% of FP17s for the same patient ID Re-attending within 3 months - Adults	450	1,878	24.0%	16.9%	16.6%	16.0%
% of FP17s for the same patient ID Re-attending between 3 & 9 months - Children	362	636	56.9%	57.7%	59.5%	58.0%
% of FP17s for the same patient ID Re-attending between 3 & 9 months - Adults	931	1,878	49.6%	51.0%	53.1%	50.9%
% of FP17s for Band 1 Urgent Courses	257	1,934	13.3%	10.6%	9.3%	9.1%
% of FP17s Relating to Free Repair or Replacements	4	1,934	0.2%	0.9%	1.0%	0.8%
% of FP17s Relating to Continuations	3	1,934	0.2%	1.1%	1.3%	1.1%
% of Patients satisfied with the dentistry they have received	3	3	N/A	91.0%	91.9%	91.7%
% of Patients satisfied with the time they had to wait for an appointment	2	3	N/A	87.5%	88.7%	88.0%

* This is based on patients treated on this contract for their most recent course of treatment. Figures in italics indicate the base number of FP17s or Patient Questionnaire responses are less than 100. N/A is shown where the base number of responses is less than 10 during the period. % is calculated as Quantity/Base number*100

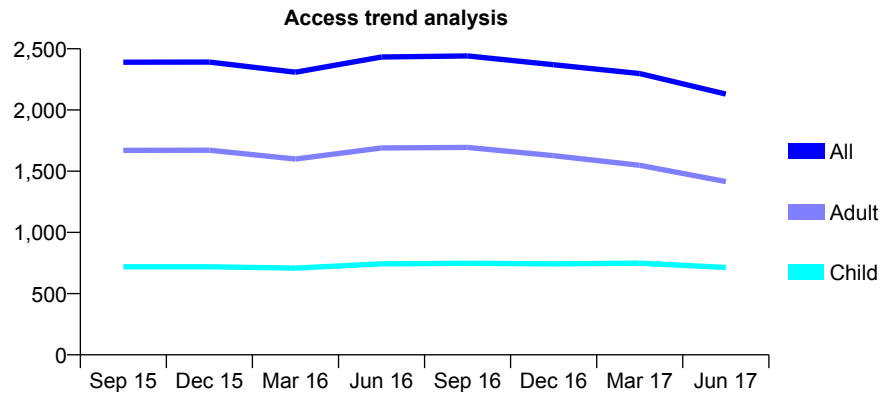
Q46 - Vital Signs At a Glance Contract Report for 140511/0001 - June 2017

Name or company name	Landridge Dental Surgery
Contract type name	GDS Contract
Purpose of contract	General
Contract start date	01/03/2009
Contract end date	

17/18 Contracted general activity (UDA)	6,699
Carry forward general activity (UDA)	0
17/18 Contracted orthodontic activity (UOA)	0
Carry forward orthodontic activity (UOA)	0
Baseline contract value	£197,204.21

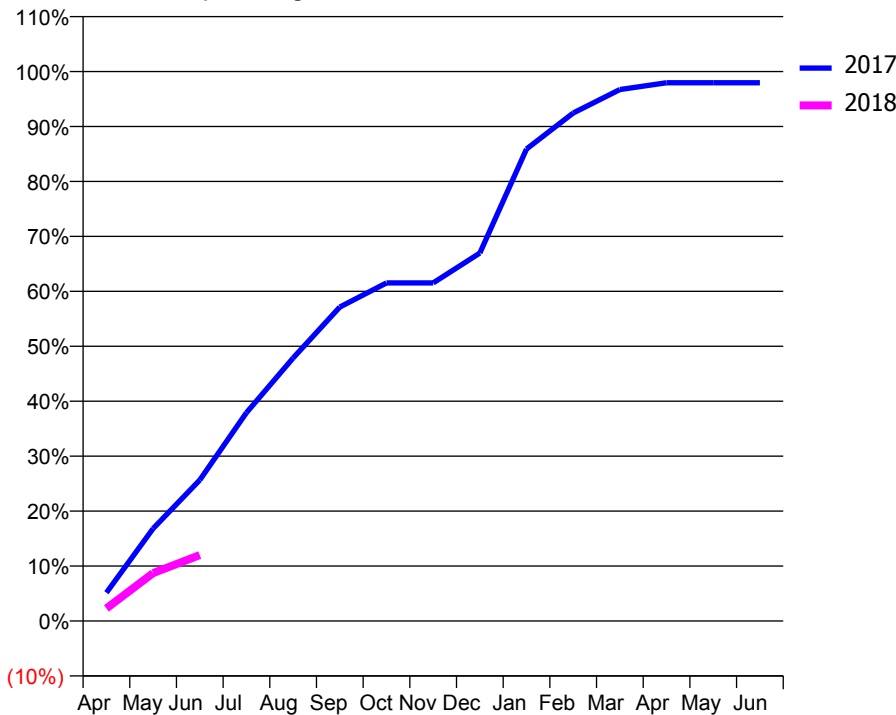
ACCESS*

Patients seen in 24 months	Total	Change since previous quarter
Quarter ending June 2016	2,433	
Quarter ending September 2016	2,442	→
Quarter ending December 2016	2,370	↓
Quarter ending March 2017	2,298	↓
Quarter ending June 2017	2,130	↓
Variance since June 2016	(12.5%)	↓



ACTIVITY

Cumulative percentage of contracted UDA delivered 2017 & 2018



Month	Adjusted Scheduled Activity (UDA)	
	2017	2018
April	346	153
May	1,128	584
June	1,719	803
July	2,539	
August	3,206	
September	3,827	
October	4,122	
November	4,122	
December	4,486	
January	5,754	
February	6,193	
March	6,479	
April	6,561	
May	6,561	
June	6,561	

QUALITY

	Quantity	Base Number	Contract	AT	Region	England
% of FP17s for the same patient ID Re-attending within 3 months - Children	18	172	10.5%	12.1%	13.0%	12.0%
% of FP17s for the same patient ID Re-attending within 3 months - Adults	65	300	21.7%	16.9%	16.6%	16.0%
% of FP17s for the same patient ID Re-attending between 3 & 9 months - Children	56	172	32.6%	57.7%	59.5%	58.0%
% of FP17s for the same patient ID Re-attending between 3 & 9 months - Adults	111	300	37.0%	51.0%	53.1%	50.9%
% of FP17s for Band 1 Urgent Courses	82	434	18.9%	10.6%	9.3%	9.1%
% of FP17s Relating to Free Repair or Replacements	3	434	0.7%	0.9%	1.0%	0.8%
% of FP17s Relating to Continuations	2	434	0.5%	1.1%	1.3%	1.1%
% of Patients satisfied with the dentistry they have received	2	2	N/A	91.0%	91.9%	91.7%
% of Patients satisfied with the time they had to wait for an appointment	2	2	N/A	87.5%	88.7%	88.0%

* This is based on patients treated on this contract for their most recent course of treatment. Figures in italics indicate the base number of FP17s or Patient Questionnaire responses are less than 100. N/A is shown where the base number of responses is less than 10 during the period. % is calculated as Quantity/Base number*100

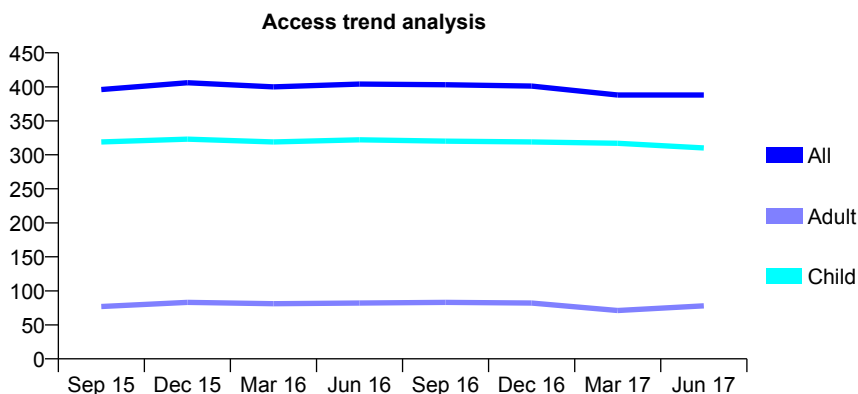
Q46 - Vital Signs At a Glance Contract Report for 141925/0001 - June 2017

Name or company name	MR MA BROWN
Contract type name	GDS Contract
Purpose of contract	General
Contract start date	01/11/2013
Contract end date	

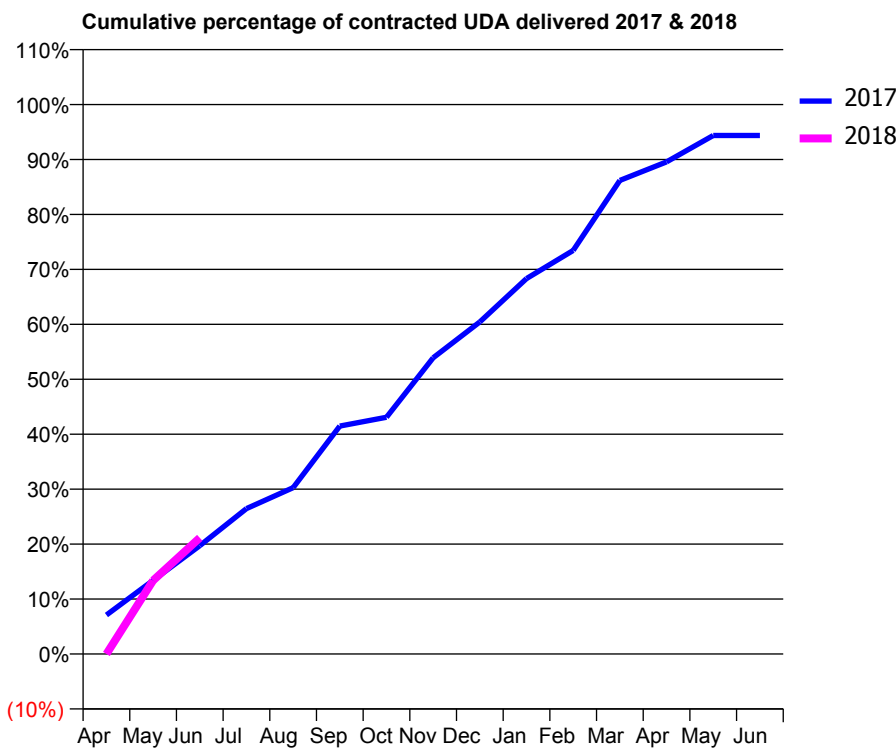
17/18 Contracted general activity (UDA)	875
Carry forward general activity (UDA)	0
17/18 Contracted orthodontic activity (UOA)	0
Carry forward orthodontic activity (UOA)	0
Baseline contract value	£19,959.82

ACCESS*

Patients seen in 24 months	Total	Change since previous quarter
Quarter ending June 2016	404	
Quarter ending September 2016	403	→
Quarter ending December 2016	401	→
Quarter ending March 2017	388	↓
Quarter ending June 2017	388	→
Variance since June 2016	(4.0%)	↓



ACTIVITY



Adjusted Scheduled Activity (UDA)		
Month	2017	2018
April	62	0
May	117	117
June	173	185
July	232	
August	265	
September	363	
October	377	
November	472	
December	529	
January	598	
February	643	
March	754	
April	784	
May	826	
June	826	

QUALITY

	Quantity	Base Number	Contract	AT	Region	England
% of FP17s for the same patient ID Re-attending within 3 months - Children	14	143	9.8%	12.1%	13.0%	12.0%
% of FP17s for the same patient ID Re-attending within 3 months - Adults	0	21	0.0%	16.9%	16.6%	16.0%
% of FP17s for the same patient ID Re-attending between 3 & 9 months - Children	95	143	66.4%	57.7%	59.5%	58.0%
% of FP17s for the same patient ID Re-attending between 3 & 9 months - Adults	7	21	33.3%	51.0%	53.1%	50.9%
% of FP17s for Band 1 Urgent Courses	0	123	0.0%	10.6%	9.3%	9.1%
% of FP17s Relating to Free Repair or Replacements	0	123	0.0%	0.9%	1.0%	0.8%
% of FP17s Relating to Continuations	0	123	0.0%	1.1%	1.3%	1.1%
% of Patients satisfied with the dentistry they have received	0	0	N/A	91.0%	91.9%	91.7%
% of Patients satisfied with the time they had to wait for an appointment	0	0	N/A	87.5%	88.7%	88.0%

* This is based on patients treated on this contract for their most recent course of treatment. Figures in italics indicate the base number of FP17s or Patient Questionnaire responses are less than 100. N/A is shown where the base number of responses is less than 10 during the period. % is calculated as Quantity/Base number*100

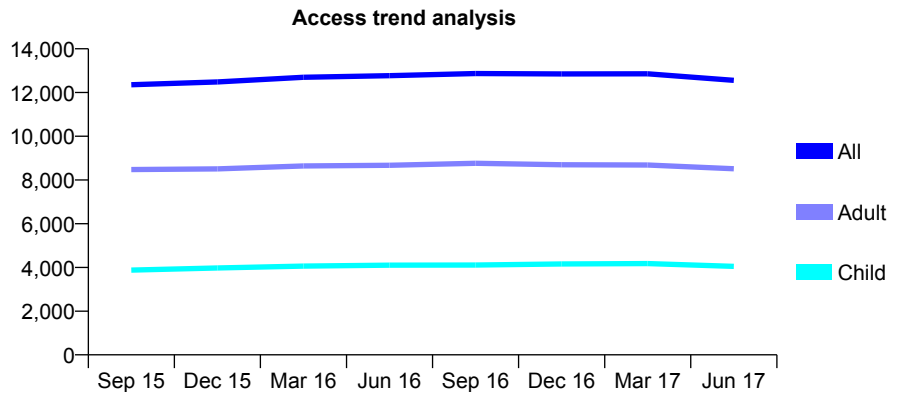
Q46 - Vital Signs At a Glance Contract Report for 141941/0001 - June 2017

Name or company name	Highfield Dental Practice Ltd
Contract type name	GDS Contract
Purpose of contract	General
Contract start date	01/04/2011
Contract end date	

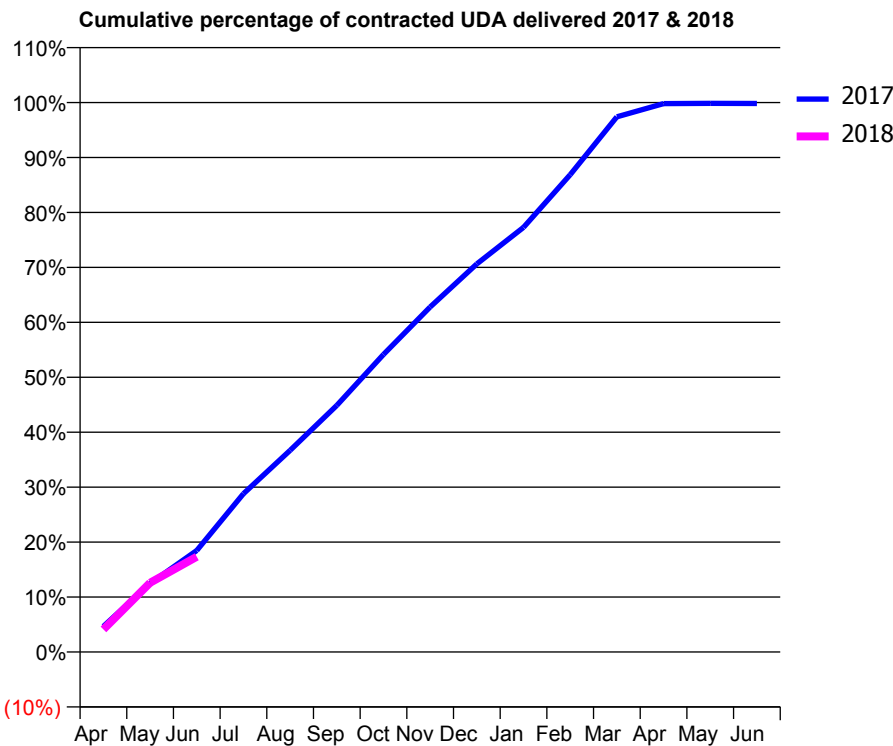
17/18 Contracted general activity (UDA)	36,596
Carry forward general activity (UDA)	0
17/18 Contracted orthodontic activity (UOA)	0
Carry forward orthodontic activity (UOA)	0
Baseline contract value	£996,832.69

ACCESS*

Patients seen in 24 months	Total	Change since previous quarter
Quarter ending June 2016	12,771	
Quarter ending September 2016	12,871	→
Quarter ending December 2016	12,852	→
Quarter ending March 2017	12,856	→
Quarter ending June 2017	12,560	↓
Variance since June 2016	(1.7%)	↓



ACTIVITY



Adjusted Scheduled Activity (UDA)		
Month	2017	2018
April	1,712	1,507
May	4,566	4,616
June	6,765	6,348
July	10,550	
August	13,428	
September	16,422	
October	19,821	
November	22,978	
December	25,850	
January	28,285	
February	31,792	
March	35,647	
April	36,519	
May	36,536	
June	36,535	

QUALITY

	Quantity	Base Number	Contract	AT	Region	England
% of FP17s for the same patient ID Re-attending within 3 months - Children	146	1,286	11.4%	12.1%	13.0%	12.0%
% of FP17s for the same patient ID Re-attending within 3 months - Adults	502	2,831	17.7%	16.9%	16.6%	16.0%
% of FP17s for the same patient ID Re-attending between 3 & 9 months - Children	884	1,286	68.7%	57.7%	59.5%	58.0%
% of FP17s for the same patient ID Re-attending between 3 & 9 months - Adults	1,919	2,831	67.8%	51.0%	53.1%	50.9%
% of FP17s for Band 1 Urgent Courses	211	3,462	6.1%	10.6%	9.3%	9.1%
% of FP17s Relating to Free Repair or Replacements	59	3,462	1.7%	0.9%	1.0%	0.8%
% of FP17s Relating to Continuations	36	3,462	1.0%	1.1%	1.3%	1.1%
% of Patients satisfied with the dentistry they have received	5	5	N/A	91.0%	91.9%	91.7%
% of Patients satisfied with the time they had to wait for an appointment	5	5	N/A	87.5%	88.7%	88.0%

* This is based on patients treated on this contract for their most recent course of treatment. Figures in italics indicate the base number of FP17s or Patient Questionnaire responses are less than 100. N/A is shown where the base number of responses is less than 10 during the period. % is calculated as Quantity/Base number*100

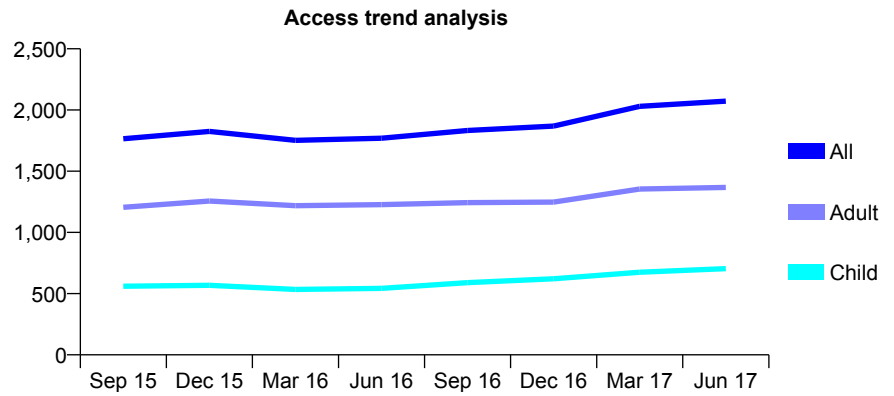
Q46 - Vital Signs At a Glance Contract Report for 145181/0001 - June 2017

Name or company name	MR MO MALIK
Contract type name	GDS Contract
Purpose of contract	General
Contract start date	01/01/2013
Contract end date	

17/18 Contracted general activity (UDA)	6,345
Carry forward general activity (UDA)	0
17/18 Contracted orthodontic activity (UOA)	0
Carry forward orthodontic activity (UOA)	0
Baseline contract value	£156,855.40

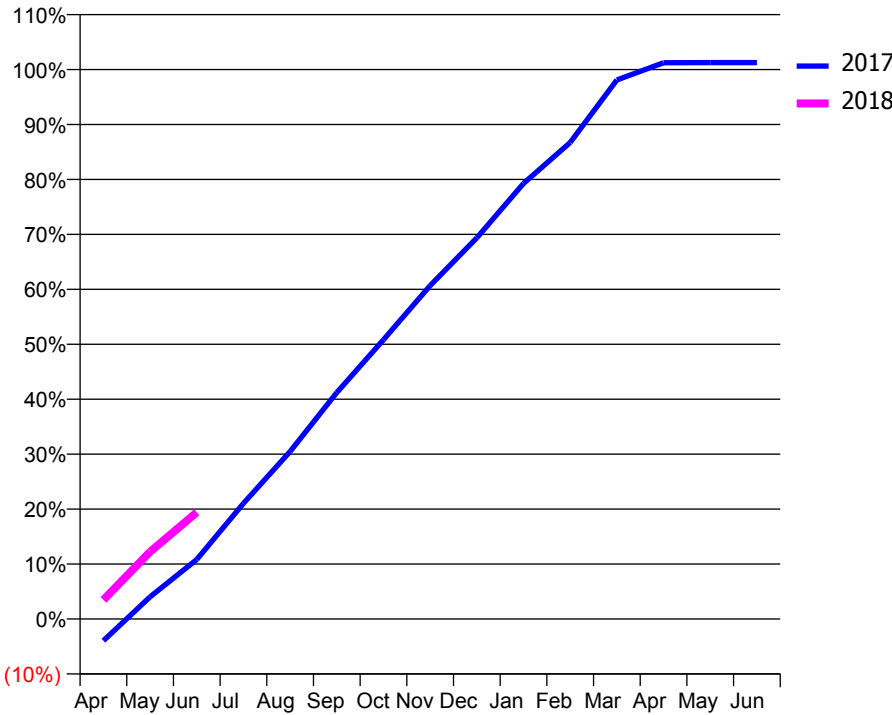
ACCESS*

Patients seen in 24 months	Total	Change since previous quarter
Quarter ending June 2016	1,770	
Quarter ending September 2016	1,833	↑
Quarter ending December 2016	1,869	→
Quarter ending March 2017	2,030	↑
Quarter ending June 2017	2,072	↑
Variance since June 2016	17.1%	↑



ACTIVITY

Cumulative percentage of contracted UDA delivered 2017 & 2018



Month	2017	2018
April	-252	221
May	257	777
June	688	1,233
July	1,336	
August	1,935	
September	2,615	
October	3,226	
November	3,851	
December	4,401	
January	5,030	
February	5,502	
March	6,225	
April	6,423	
May	6,425	
June	6,425	

QUALITY

	Quantity	Base Number	Contract	AT	Region	England
% of FP17s for the same patient ID Re-attending within 3 months - Children	15	178	8.4%	12.1%	13.0%	12.0%
% of FP17s for the same patient ID Re-attending within 3 months - Adults	46	329	14.0%	16.9%	16.6%	16.0%
% of FP17s for the same patient ID Re-attending between 3 & 9 months - Children	43	178	24.2%	57.7%	59.5%	58.0%
% of FP17s for the same patient ID Re-attending between 3 & 9 months - Adults	97	329	29.5%	51.0%	53.1%	50.9%
% of FP17s for Band 1 Urgent Courses	56	439	12.8%	10.6%	9.3%	9.1%
% of FP17s Relating to Free Repair or Replacements	0	439	0.0%	0.9%	1.0%	0.8%
% of FP17s Relating to Continuations	0	439	0.0%	1.1%	1.3%	1.1%
% of Patients satisfied with the dentistry they have received	4	6	N/A	91.0%	91.9%	91.7%
% of Patients satisfied with the time they had to wait for an appointment	3	6	N/A	87.5%	88.7%	88.0%

* This is based on patients treated on this contract for their most recent course of treatment. Figures in italics indicate the base number of FP17s or Patient Questionnaire responses are less than 100. N/A is shown where the base number of responses is less than 10 during the period. % is calculated as Quantity/Base number*100

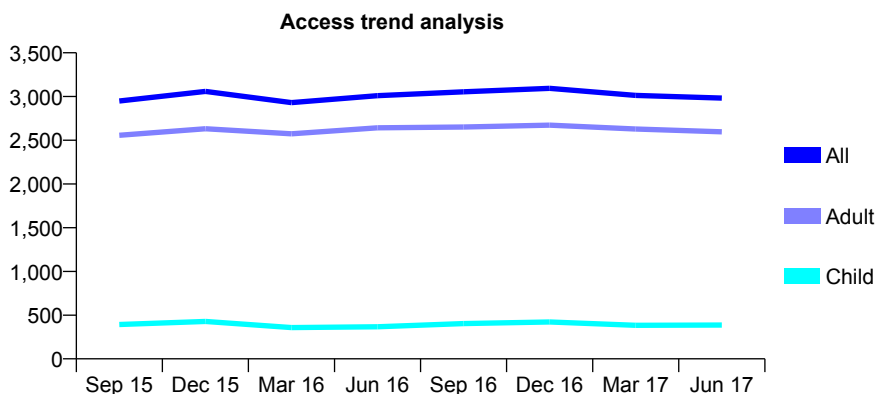
Q46 - Vital Signs At a Glance Contract Report for 145424/0001 - June 2017

Name or company name	Goose Green Dental Practice
Contract type name	GDS Contract
Purpose of contract	General
Contract start date	24/07/2013
Contract end date	

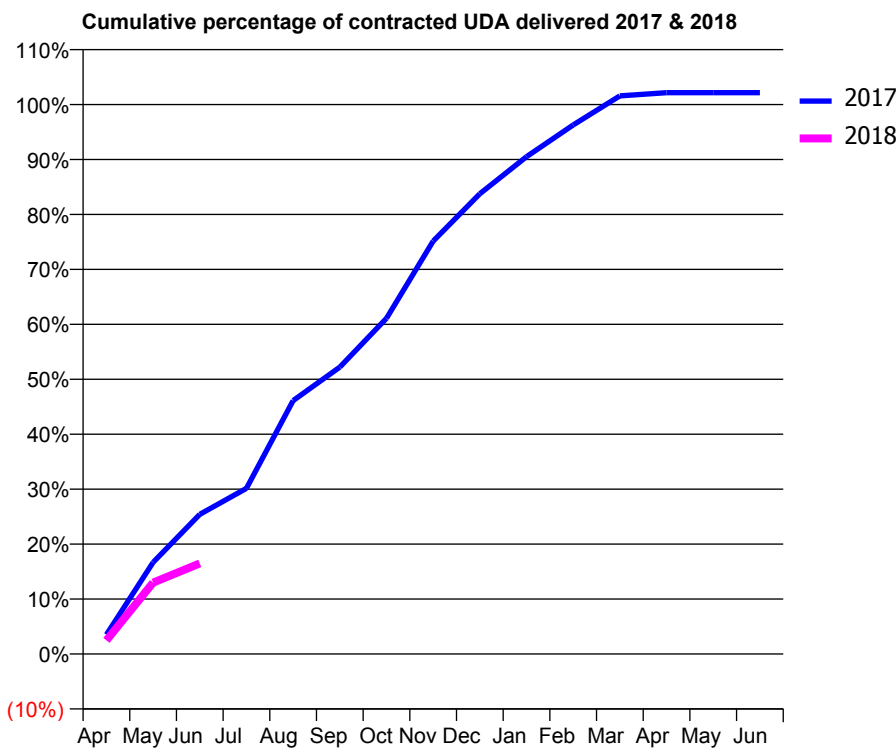
17/18 Contracted general activity (UDA)	8,214
Carry forward general activity (UDA)	0
17/18 Contracted orthodontic activity (UOA)	0
Carry forward orthodontic activity (UOA)	0
Baseline contract value	£200,809.74

ACCESS*

Patients seen in 24 months	Total	Change since previous quarter
Quarter ending June 2016	3,009	
Quarter ending September 2016	3,054	→
Quarter ending December 2016	3,093	→
Quarter ending March 2017	3,012	↓
Quarter ending June 2017	2,983	→
Variance since June 2016	(0.9%)	→



ACTIVITY



Month	Adjusted Scheduled Activity (UDA)	
	2017	2018
April	291	204
May	1,370	1,067
June	2,089	1,354
July	2,477	
August	3,787	
September	4,289	
October	5,019	
November	6,171	
December	6,880	
January	7,433	
February	7,909	
March	8,343	
April	8,390	
May	8,391	
June	8,391	

QUALITY

	Quantity	Base Number	Contract	AT	Region	England
% of FP17s for the same patient ID Re-attending within 3 months - Children	1	130	0.8%	12.1%	13.0%	12.0%
% of FP17s for the same patient ID Re-attending within 3 months - Adults	68	676	10.1%	16.9%	16.6%	16.0%
% of FP17s for the same patient ID Re-attending between 3 & 9 months - Children	77	130	59.2%	57.7%	59.5%	58.0%
% of FP17s for the same patient ID Re-attending between 3 & 9 months - Adults	439	676	64.9%	51.0%	53.1%	50.9%
% of FP17s for Band 1 Urgent Courses	50	773	6.5%	10.6%	9.3%	9.1%
% of FP17s Relating to Free Repair or Replacements	15	773	1.9%	0.9%	1.0%	0.8%
% of FP17s Relating to Continuations	0	773	0.0%	1.1%	1.3%	1.1%
% of Patients satisfied with the dentistry they have received	7	9	N/A	91.0%	91.9%	91.7%
% of Patients satisfied with the time they had to wait for an appointment	7	9	N/A	87.5%	88.7%	88.0%

* This is based on patients treated on this contract for their most recent course of treatment. Figures in italics indicate the base number of FP17s or Patient Questionnaire responses are less than 100. N/A is shown where the base number of responses is less than 10 during the period. % is calculated as Quantity/Base number*100

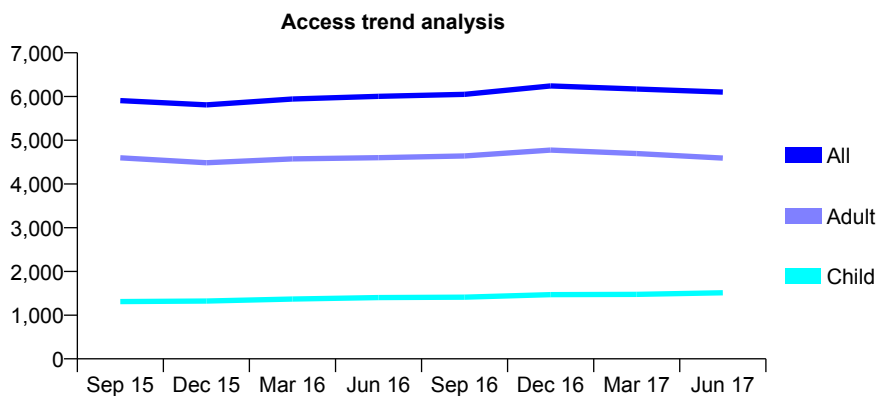
Q46 - Vital Signs At a Glance Contract Report for 146250/0001 - June 2017

Name or company name	MR MOHAMMED AL-HIMDANI
Contract type name	GDS Contract
Purpose of contract	General
Contract start date	01/10/2009
Contract end date	

17/18 Contracted general activity (UDA)	15,065
Carry forward general activity (UDA)	0
17/18 Contracted orthodontic activity (UOA)	0
Carry forward orthodontic activity (UOA)	0
Baseline contract value	£466,923.57

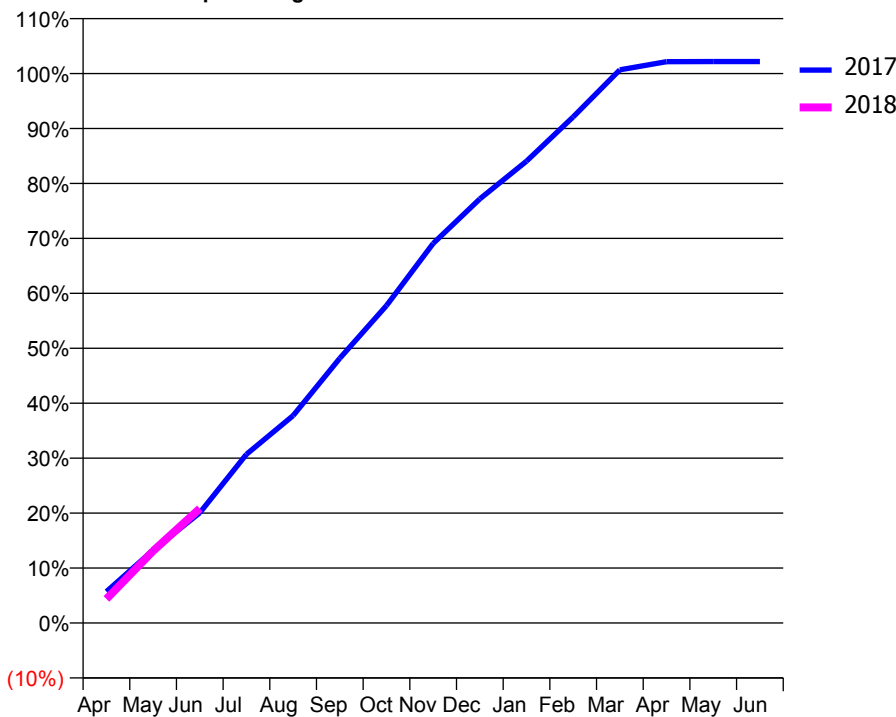
ACCESS*

Patients seen in 24 months	Total	Change since previous quarter
Quarter ending June 2016	6,003	
Quarter ending September 2016	6,050	→
Quarter ending December 2016	6,243	↑
Quarter ending March 2017	6,171	↓
Quarter ending June 2017	6,102	↓
Variance since June 2016	1.6%	→



ACTIVITY

Cumulative percentage of contracted UDA delivered 2017 & 2018



Month	Adjusted Scheduled Activity (UDA)	
	2017	2018
April	861	658
May	2,000	1,977
June	3,022	3,140
July	4,626	
August	5,687	
September	7,257	
October	8,702	
November	10,406	
December	11,627	
January	12,661	
February	13,876	
March	15,167	
April	15,389	
May	15,391	
June	15,391	

QUALITY

	Quantity	Base Number	Contract	AT	Region	England
% of FP17s for the same patient ID Re-attending within 3 months - Children	29	414	7.0%	12.1%	13.0%	12.0%
% of FP17s for the same patient ID Re-attending within 3 months - Adults	127	1,039	12.2%	16.9%	16.6%	16.0%
% of FP17s for the same patient ID Re-attending between 3 & 9 months - Children	177	414	42.8%	57.7%	59.5%	58.0%
% of FP17s for the same patient ID Re-attending between 3 & 9 months - Adults	368	1,039	35.4%	51.0%	53.1%	50.9%
% of FP17s for Band 1 Urgent Courses	104	1,336	7.8%	10.6%	9.3%	9.1%
% of FP17s Relating to Free Repair or Replacements	11	1,336	0.8%	0.9%	1.0%	0.8%
% of FP17s Relating to Continuations	23	1,336	1.7%	1.1%	1.3%	1.1%
% of Patients satisfied with the dentistry they have received	4	5	N/A	91.0%	91.9%	91.7%
% of Patients satisfied with the time they had to wait for an appointment	5	5	N/A	87.5%	88.7%	88.0%

* This is based on patients treated on this contract for their most recent course of treatment. Figures in italics indicate the base number of FP17s or Patient Questionnaire responses are less than 100. N/A is shown where the base number of responses is less than 10 during the period. % is calculated as Quantity/Base number*100

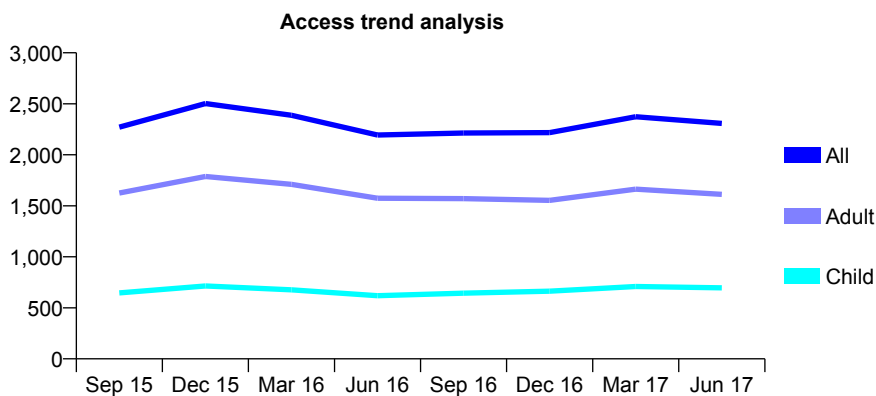
Q46 - Vital Signs At a Glance Contract Report for 148431/0001 - June 2017

Name or company name	Park House Lees
Contract type name	GDS Contract
Purpose of contract	General
Contract start date	01/04/2013
Contract end date	

17/18 Contracted general activity (UDA)	11,410
Carry forward general activity (UDA)	0
17/18 Contracted orthodontic activity (UOA)	0
Carry forward orthodontic activity (UOA)	0
Baseline contract value	£322,834.63

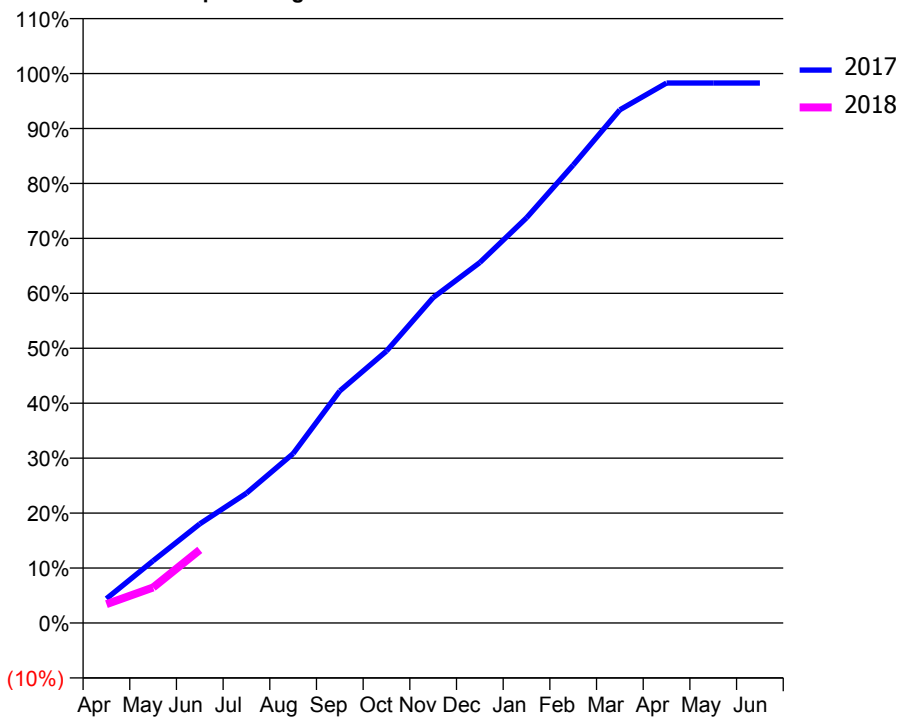
ACCESS*

Patients seen in 24 months	Total	Change since previous quarter
Quarter ending June 2016	2,194	
Quarter ending September 2016	2,214	→
Quarter ending December 2016	2,217	→
Quarter ending March 2017	2,373	↑
Quarter ending June 2017	2,308	↓
Variance since June 2016	5.2%	↑



ACTIVITY

Cumulative percentage of contracted UDA delivered 2017 & 2018



Month	Adjusted Scheduled Activity (UDA)	
	2017	2018
April	506	391
May	1,291	737
June	2,058	1,519
July	2,695	
August	3,517	
September	4,819	
October	5,647	
November	6,758	
December	7,485	
January	8,414	
February	9,511	
March	10,656	
April	11,212	
May	11,212	
June	11,212	

QUALITY

	Quantity	Base Number	Contract	AT	Region	England
% of FP17s for the same patient ID Re-attending within 3 months - Children	18	240	7.5%	12.1%	13.0%	12.0%
% of FP17s for the same patient ID Re-attending within 3 months - Adults	58	390	14.9%	16.9%	16.6%	16.0%
% of FP17s for the same patient ID Re-attending between 3 & 9 months - Children	148	240	61.7%	57.7%	59.5%	58.0%
% of FP17s for the same patient ID Re-attending between 3 & 9 months - Adults	174	390	44.6%	51.0%	53.1%	50.9%
% of FP17s for Band 1 Urgent Courses	25	492	5.1%	10.6%	9.3%	9.1%
% of FP17s Relating to Free Repair or Replacements	0	492	0.0%	0.9%	1.0%	0.8%
% of FP17s Relating to Continuations	6	492	1.2%	1.1%	1.3%	1.1%
% of Patients satisfied with the dentistry they have received	0	4	N/A	91.0%	91.9%	91.7%
% of Patients satisfied with the time they had to wait for an appointment	0	4	N/A	87.5%	88.7%	88.0%

* This is based on patients treated on this contract for their most recent course of treatment. Figures in italics indicate the base number of FP17s or Patient Questionnaire responses are less than 100. N/A is shown where the base number of responses is less than 10 during the period. % is calculated as Quantity/Base number*100

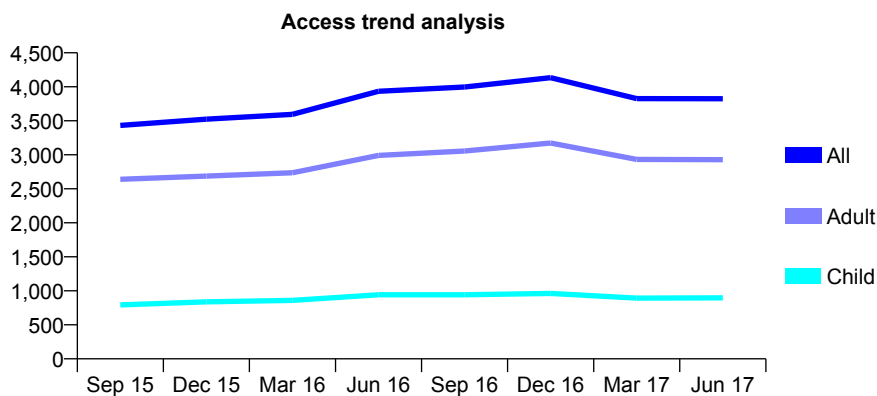
Q46 - Vital Signs At a Glance Contract Report for 149357/0001 - June 2017

Name or company name	DHS Dental Practices Limited
Contract type name	GDS Contract
Purpose of contract	General
Contract start date	01/11/2010
Contract end date	

17/18 Contracted general activity (UDA)	10,000
Carry forward general activity (UDA)	0
17/18 Contracted orthodontic activity (UOA)	0
Carry forward orthodontic activity (UOA)	0
Baseline contract value	£297,618.75

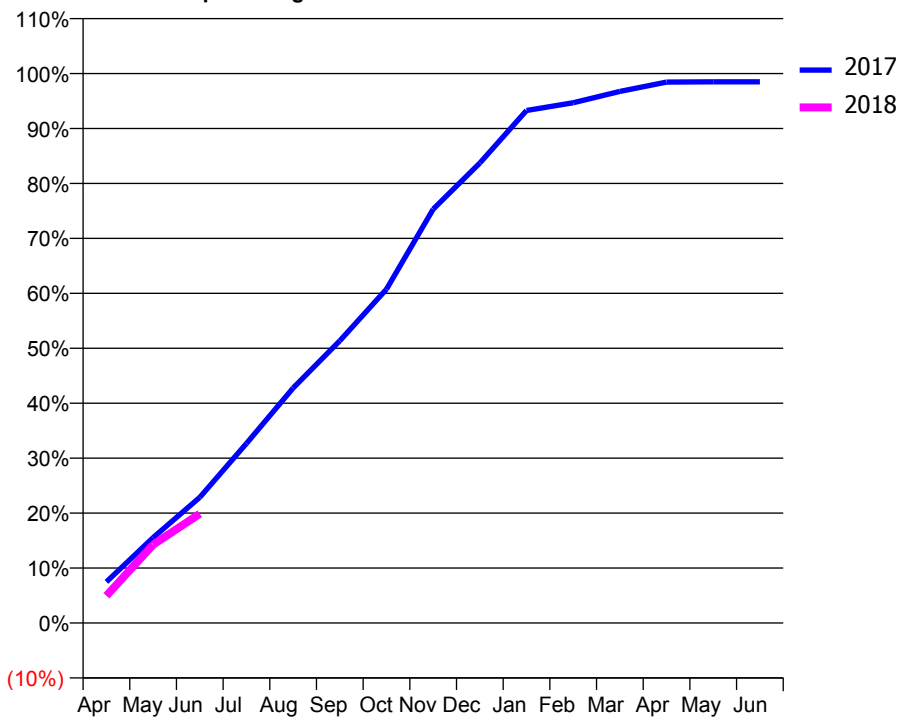
ACCESS*

Patients seen in 24 months	Total	Change since previous quarter
Quarter ending June 2016	3,935	
Quarter ending September 2016	3,998	→
Quarter ending December 2016	4,135	↑
Quarter ending March 2017	3,826	↓
Quarter ending June 2017	3,825	→
Variance since June 2016	(2.8%)	↓



ACTIVITY

Cumulative percentage of contracted UDA delivered 2017 & 2018



Month	Adjusted Scheduled Activity (UDA)	
	2017	2018
April	748	497
May	1,554	1,426
June	2,288	1,990
July	3,266	
August	4,276	
September	5,136	
October	6,075	
November	7,531	
December	8,371	
January	9,327	
February	9,468	
March	9,675	
April	9,844	
May	9,848	
June	9,850	

QUALITY

	Quantity	Base Number	Contract	AT	Region	England
% of FP17s for the same patient ID Re-attending within 3 months - Children	14	283	4.9%	12.1%	13.0%	12.0%
% of FP17s for the same patient ID Re-attending within 3 months - Adults	89	852	10.4%	16.9%	16.6%	16.0%
% of FP17s for the same patient ID Re-attending between 3 & 9 months - Children	150	283	53.0%	57.7%	59.5%	58.0%
% of FP17s for the same patient ID Re-attending between 3 & 9 months - Adults	444	852	52.1%	51.0%	53.1%	50.9%
% of FP17s for Band 1 Urgent Courses	79	1,044	7.6%	10.6%	9.3%	9.1%
% of FP17s Relating to Free Repair or Replacements	0	1,044	0.0%	0.9%	1.0%	0.8%
% of FP17s Relating to Continuations	6	1,044	0.6%	1.1%	1.3%	1.1%
% of Patients satisfied with the dentistry they have received	4	6	N/A	91.0%	91.9%	91.7%
% of Patients satisfied with the time they had to wait for an appointment	5	6	N/A	87.5%	88.7%	88.0%

* This is based on patients treated on this contract for their most recent course of treatment. Figures in italics indicate the base number of FP17s or Patient Questionnaire responses are less than 100. N/A is shown where the base number of responses is less than 10 during the period. % is calculated as Quantity/Base number*100

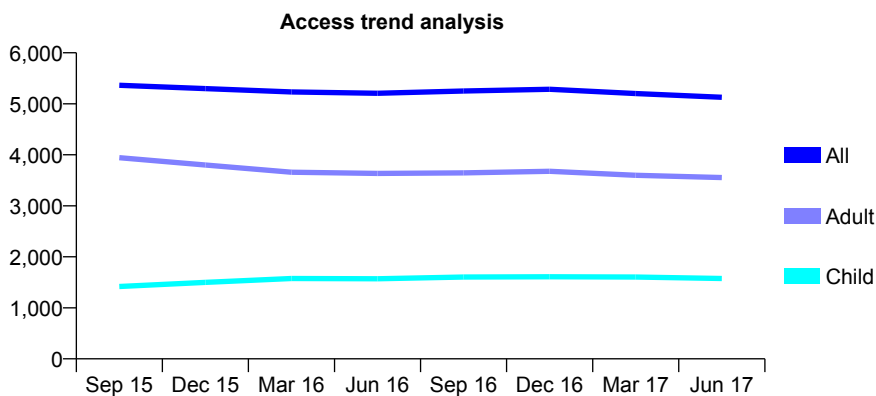
Q46 - Vital Signs At a Glance Contract Report for 150177/0001 - June 2017

Name or company name	G & L Askins Ltd
Contract type name	GDS Contract
Purpose of contract	General
Contract start date	06/12/2010
Contract end date	

17/18 Contracted general activity (UDA)	16,498
Carry forward general activity (UDA)	0
17/18 Contracted orthodontic activity (UOA)	0
Carry forward orthodontic activity (UOA)	0
Baseline contract value	£405,285.23

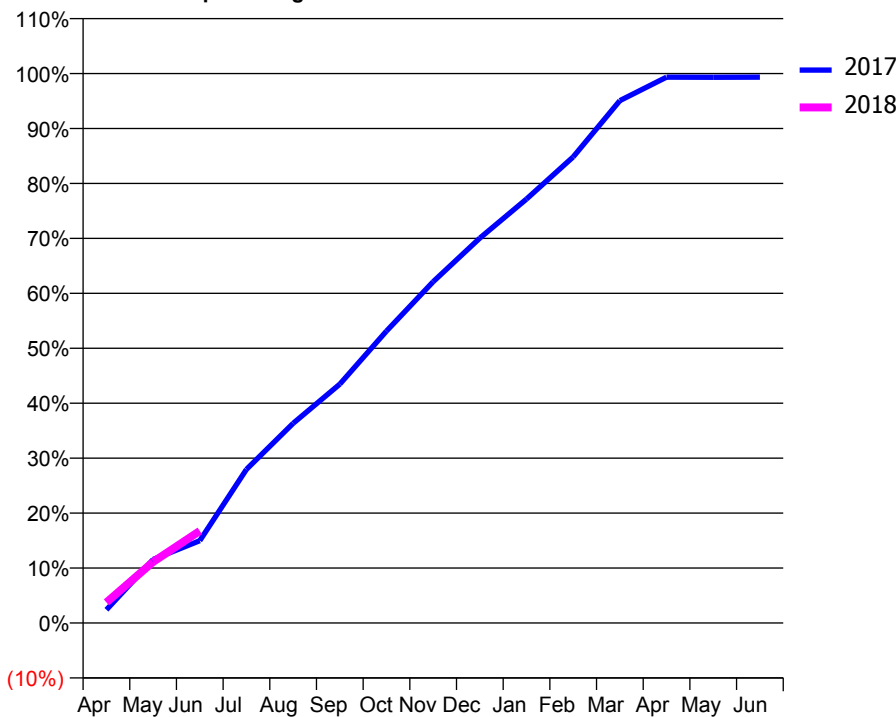
ACCESS*

Patients seen in 24 months	Total	Change since previous quarter
Quarter ending June 2016	5,206	
Quarter ending September 2016	5,251	→
Quarter ending December 2016	5,286	→
Quarter ending March 2017	5,202	↓
Quarter ending June 2017	5,129	↓
Variance since June 2016	(1.5%)	↓



ACTIVITY

Cumulative percentage of contracted UDA delivered 2017 & 2018



Month	Adjusted Scheduled Activity (UDA)	
	2017	2018
April	397	617
May	1,906	1,838
June	2,470	2,766
July	4,616	
August	5,995	
September	7,172	
October	8,766	
November	10,249	
December	11,558	
January	12,729	
February	13,996	
March	15,685	
April	16,390	
May	16,383	
June	16,387	

QUALITY

	Quantity	Base Number	Contract	AT	Region	England
% of FP17s for the same patient ID Re-attending within 3 months - Children	58	524	11.1%	12.1%	13.0%	12.0%
% of FP17s for the same patient ID Re-attending within 3 months - Adults	159	1,162	13.7%	16.9%	16.6%	16.0%
% of FP17s for the same patient ID Re-attending between 3 & 9 months - Children	319	524	60.9%	57.7%	59.5%	58.0%
% of FP17s for the same patient ID Re-attending between 3 & 9 months - Adults	674	1,162	58.0%	51.0%	53.1%	50.9%
% of FP17s for Band 1 Urgent Courses	102	1,369	7.5%	10.6%	9.3%	9.1%
% of FP17s Relating to Free Repair or Replacements	16	1,369	1.2%	0.9%	1.0%	0.8%
% of FP17s Relating to Continuations	8	1,369	0.6%	1.1%	1.3%	1.1%
% of Patients satisfied with the dentistry they have received	8	9	N/A	91.0%	91.9%	91.7%
% of Patients satisfied with the time they had to wait for an appointment	8	9	N/A	87.5%	88.7%	88.0%

* This is based on patients treated on this contract for their most recent course of treatment. Figures in italics indicate the base number of FP17s or Patient Questionnaire responses are less than 100. N/A is shown where the base number of responses is less than 10 during the period. % is calculated as Quantity/Base number*100

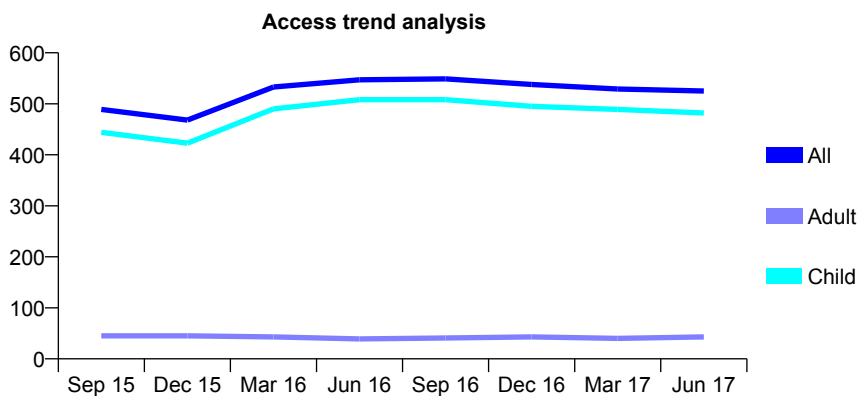
Q46 - Vital Signs At a Glance Contract Report for 150657/0001 - June 2017

Name or company name	Harwood Dental Care
Contract type name	GDS Contract
Purpose of contract	General
Contract start date	01/09/2013
Contract end date	

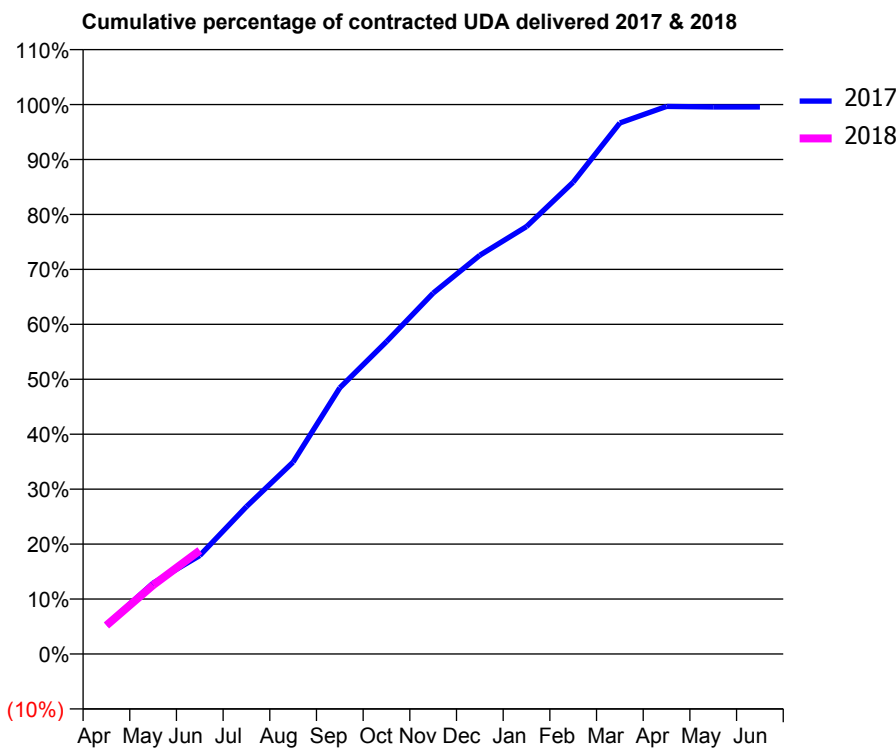
17/18 Contracted general activity (UDA)	1,100
Carry forward general activity (UDA)	0
17/18 Contracted orthodontic activity (UOA)	0
Carry forward orthodontic activity (UOA)	0
Baseline contract value	£19,945.86

ACCESS*

Patients seen in 24 months	Total	Change since previous quarter
Quarter ending June 2016	547	
Quarter ending September 2016	549	→
Quarter ending December 2016	538	↓
Quarter ending March 2017	529	↓
Quarter ending June 2017	525	→
Variance since June 2016	(4.0%)	↓



ACTIVITY



Adjusted Scheduled Activity (UDA)		
Month	2017	2018
April	58	57
May	142	138
June	197	207
July	295	
August	384	
September	533	
October	625	
November	722	
December	798	
January	856	
February	945	
March	1,063	
April	1,096	
May	1,095	
June	1,095	

QUALITY

	Quantity	Base Number	Contract	AT	Region	England
% of FP17s for the same patient ID Re-attending within 3 months - Children	11	176	6.3%	12.1%	13.0%	12.0%
% of FP17s for the same patient ID Re-attending within 3 months - Adults	0	1	0.0%	16.9%	16.6%	16.0%
% of FP17s for the same patient ID Re-attending between 3 & 9 months - Children	135	176	76.7%	57.7%	59.5%	58.0%
% of FP17s for the same patient ID Re-attending between 3 & 9 months - Adults	1	1	100.0%	51.0%	53.1%	50.9%
% of FP17s for Band 1 Urgent Courses	6	153	3.9%	10.6%	9.3%	9.1%
% of FP17s Relating to Free Repair or Replacements	0	153	0.0%	0.9%	1.0%	0.8%
% of FP17s Relating to Continuations	0	153	0.0%	1.1%	1.3%	1.1%
% of Patients satisfied with the dentistry they have received	1	1	N/A	91.0%	91.9%	91.7%
% of Patients satisfied with the time they had to wait for an appointment	1	1	N/A	87.5%	88.7%	88.0%

* This is based on patients treated on this contract for their most recent course of treatment. Figures in italics indicate the base number of FP17s or Patient Questionnaire responses are less than 100. N/A is shown where the base number of responses is less than 10 during the period. % is calculated as Quantity/Base number*100

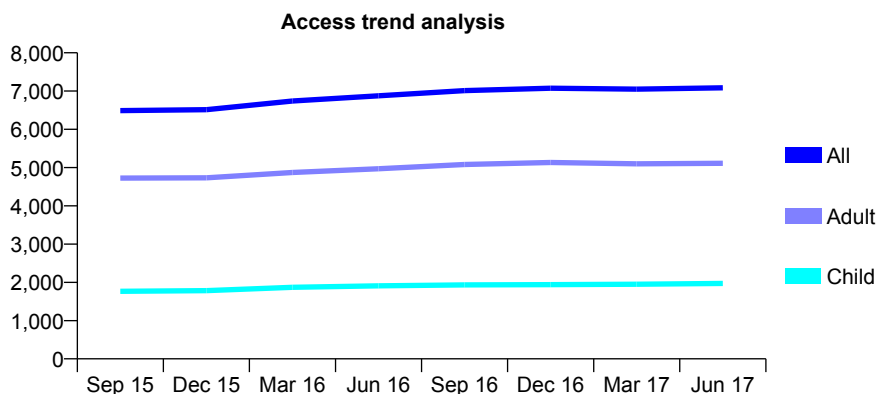
Q46 - Vital Signs At a Glance Contract Report for 151106/0001 - June 2017

Name or company name	Langley Dental Practice Ltd
Contract type name	GDS Contract
Purpose of contract	General
Contract start date	01/04/2008
Contract end date	

17/18 Contracted general activity (UDA)	20,092
Carry forward general activity (UDA)	0
17/18 Contracted orthodontic activity (UOA)	0
Carry forward orthodontic activity (UOA)	0
Baseline contract value	£564,337.72

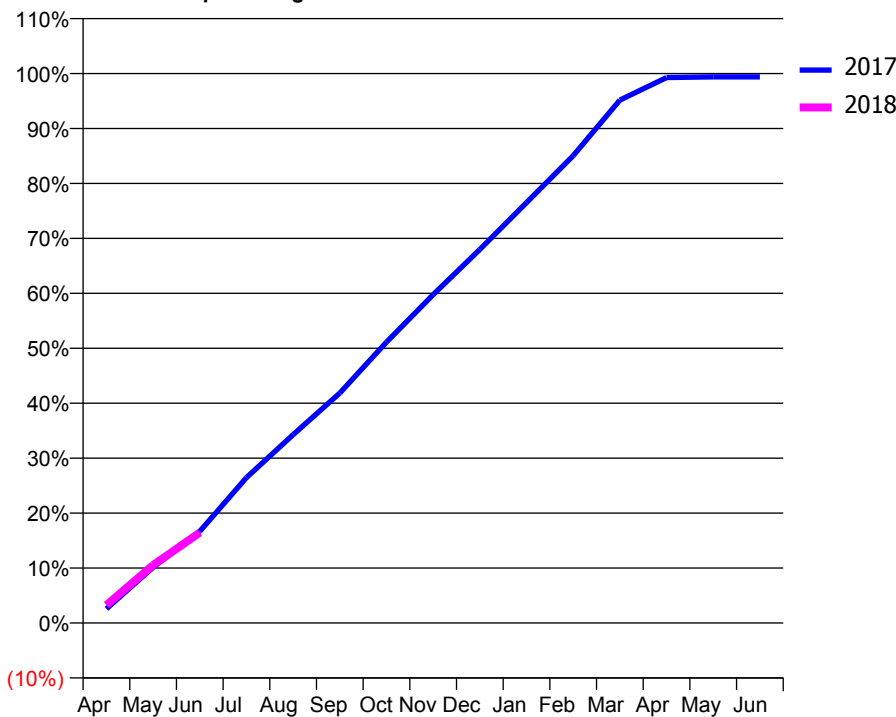
ACCESS*

Patients seen in 24 months	Total	Change since previous quarter
Quarter ending June 2016	6,876	
Quarter ending September 2016	7,013	→
Quarter ending December 2016	7,073	→
Quarter ending March 2017	7,051	→
Quarter ending June 2017	7,085	→
Variance since June 2016	3.0%	↑



ACTIVITY

Cumulative percentage of contracted UDA delivered 2017 & 2018



Month	Adjusted Scheduled Activity (UDA)	
	2017	2018
April	520	654
May	2,036	2,121
June	3,352	3,311
July	5,316	
August	6,887	
September	8,411	
October	10,270	
November	12,008	
December	13,660	
January	15,370	
February	17,085	
March	19,120	
April	19,944	
May	19,967	
June	19,969	

QUALITY

	Quantity	Base Number	Contract	AT	Region	England
% of FP17s for the same patient ID Re-attending within 3 months - Children	97	752	12.9%	12.1%	13.0%	12.0%
% of FP17s for the same patient ID Re-attending within 3 months - Adults	256	1,679	15.2%	16.9%	16.6%	16.0%
% of FP17s for the same patient ID Re-attending between 3 & 9 months - Children	433	752	57.6%	57.7%	59.5%	58.0%
% of FP17s for the same patient ID Re-attending between 3 & 9 months - Adults	975	1,679	58.1%	51.0%	53.1%	50.9%
% of FP17s for Band 1 Urgent Courses	118	1,747	6.8%	10.6%	9.3%	9.1%
% of FP17s Relating to Free Repair or Replacements	19	1,747	1.1%	0.9%	1.0%	0.8%
% of FP17s Relating to Continuations	22	1,747	1.3%	1.1%	1.3%	1.1%
% of Patients satisfied with the dentistry they have received	6	7	N/A	91.0%	91.9%	91.7%
% of Patients satisfied with the time they had to wait for an appointment	6	7	N/A	87.5%	88.7%	88.0%

* This is based on patients treated on this contract for their most recent course of treatment. Figures in italics indicate the base number of FP17s or Patient Questionnaire responses are less than 100. N/A is shown where the base number of responses is less than 10 during the period. % is calculated as Quantity/Base number*100

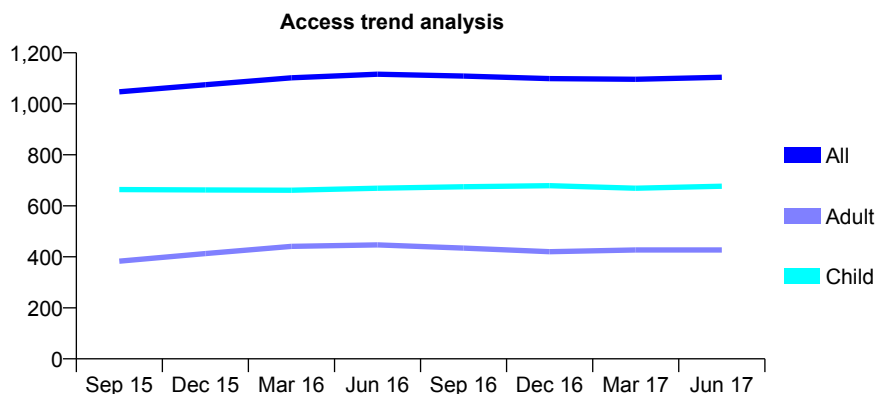
Q46 - Vital Signs At a Glance Contract Report for 151262/0001 - June 2017

Name or company name	The Cottage Dental Practice
Contract type name	GDS Contract
Purpose of contract	General
Contract start date	01/05/2014
Contract end date	

17/18 Contracted general activity (UDA)	3,600
Carry forward general activity (UDA)	0
17/18 Contracted orthodontic activity (UOA)	0
Carry forward orthodontic activity (UOA)	0
Baseline contract value	£90,587.05

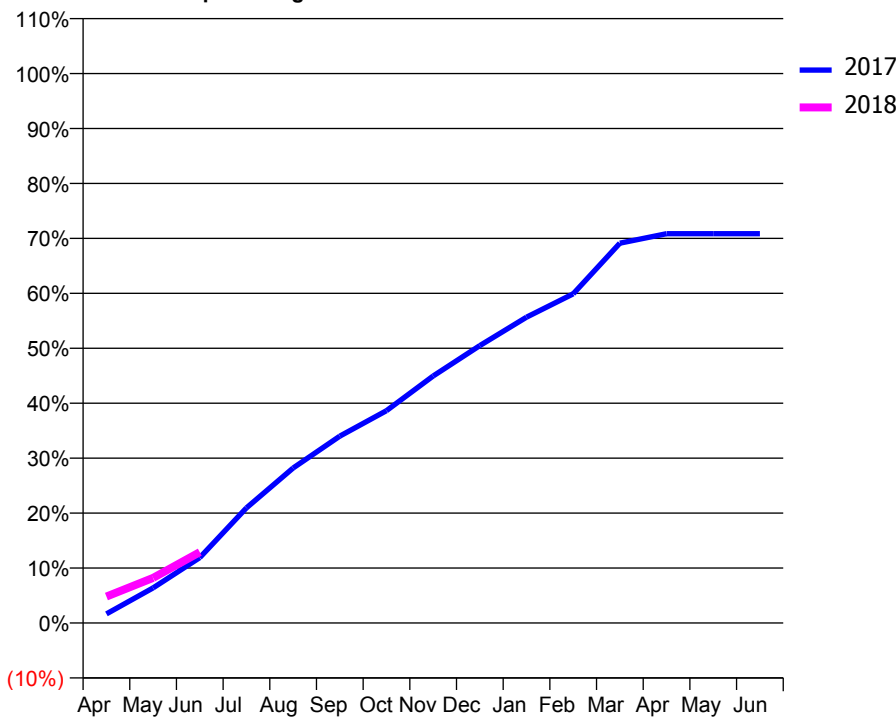
ACCESS*

Patients seen in 24 months	Total	Change since previous quarter
Quarter ending June 2016	1,116	
Quarter ending September 2016	1,109	→
Quarter ending December 2016	1,099	→
Quarter ending March 2017	1,096	→
Quarter ending June 2017	1,104	→
Variance since June 2016	(1.1%)	↓



ACTIVITY

Cumulative percentage of contracted UDA delivered 2017 & 2018



Adjusted Scheduled Activity (UDA)

Month	2017	2018
April	60	173
May	230	296
June	428	465
July	754	
August	1,015	
September	1,225	
October	1,391	
November	1,618	
December	1,817	
January	2,003	
February	2,157	
March	2,488	
April	2,551	
May	2,551	
June	2,551	

QUALITY

	Quantity	Base Number	Contract	AT	Region	England
% of FP17s for the same patient ID Re-attending within 3 months - Children	13	247	5.3%	12.1%	13.0%	12.0%
% of FP17s for the same patient ID Re-attending within 3 months - Adults	8	104	7.7%	16.9%	16.6%	16.0%
% of FP17s for the same patient ID Re-attending between 3 & 9 months - Children	183	247	74.1%	57.7%	59.5%	58.0%
% of FP17s for the same patient ID Re-attending between 3 & 9 months - Adults	59	104	56.7%	51.0%	53.1%	50.9%
% of FP17s for Band 1 Urgent Courses	8	311	2.6%	10.6%	9.3%	9.1%
% of FP17s Relating to Free Repair or Replacements	0	311	0.0%	0.9%	1.0%	0.8%
% of FP17s Relating to Continuations	7	311	2.3%	1.1%	1.3%	1.1%
% of Patients satisfied with the dentistry they have received	5	5	N/A	91.0%	91.9%	91.7%
% of Patients satisfied with the time they had to wait for an appointment	5	5	N/A	87.5%	88.7%	88.0%

* This is based on patients treated on this contract for their most recent course of treatment. Figures in italics indicate the base number of FP17s or Patient Questionnaire responses are less than 100. N/A is shown where the base number of responses is less than 10 during the period. % is calculated as Quantity/Base number*100

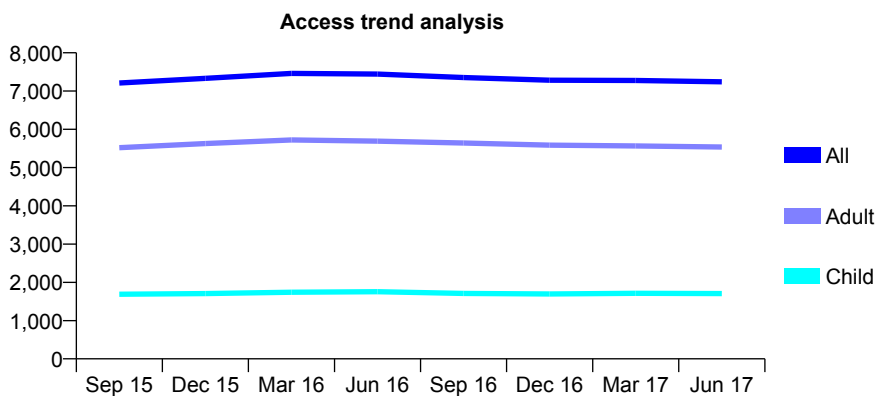
Q46 - Vital Signs At a Glance Contract Report for 151882/0001 - June 2017

Name or company name	IDH 450 Limited
Contract type name	GDS Contract
Purpose of contract	General
Contract start date	01/10/2008
Contract end date	

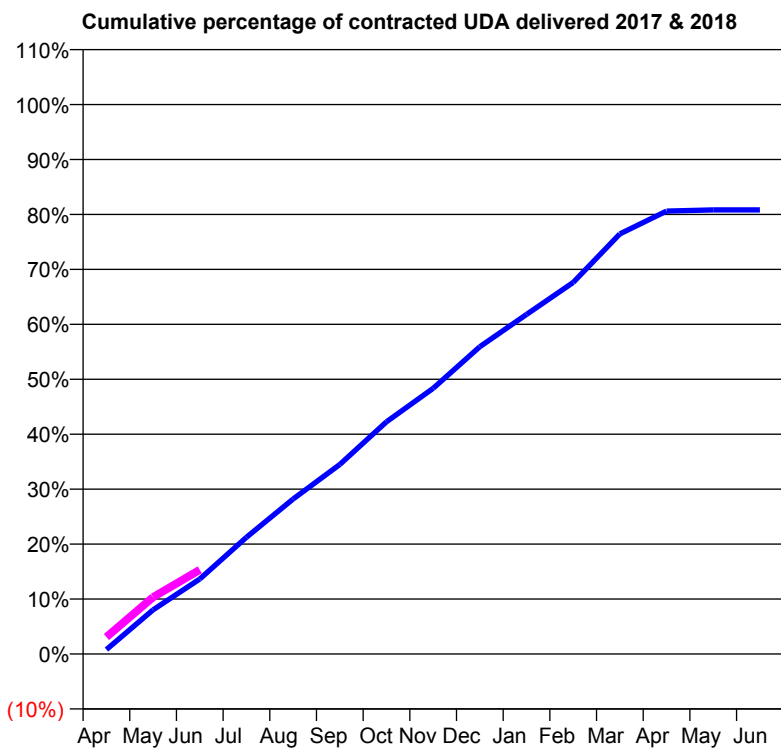
17/18 Contracted general activity (UDA)	25,069
Carry forward general activity (UDA)	0
17/18 Contracted orthodontic activity (UOA)	0
Carry forward orthodontic activity (UOA)	0
Baseline contract value	£778,173.41

ACCESS*

Patients seen in 24 months	Total	Change since previous quarter
Quarter ending June 2016	7,445	
Quarter ending September 2016	7,352	↓
Quarter ending December 2016	7,282	→
Quarter ending March 2017	7,277	→
Quarter ending June 2017	7,243	→
Variance since June 2016	(2.7%)	↓



ACTIVITY



Month	Adjusted Scheduled Activity (UDA)	
	2017	2018
April	202	775
May	2,015	2,597
June	3,421	3,843
July	5,324	
August	7,074	
September	8,649	
October	10,596	
November	12,122	
December	14,022	
January	15,492	
February	16,952	
March	19,166	
April	20,207	
May	20,262	
June	20,264	

QUALITY

	Quantity	Base Number	Contract	AT	Region	England
% of FP17s for the same patient ID Re-attending within 3 months - Children	48	504	9.5%	12.1%	13.0%	12.0%
% of FP17s for the same patient ID Re-attending within 3 months - Adults	270	1,685	16.0%	16.9%	16.6%	16.0%
% of FP17s for the same patient ID Re-attending between 3 & 9 months - Children	271	504	53.8%	57.7%	59.5%	58.0%
% of FP17s for the same patient ID Re-attending between 3 & 9 months - Adults	869	1,685	51.6%	51.0%	53.1%	50.9%
% of FP17s for Band 1 Urgent Courses	140	1,709	8.2%	10.6%	9.3%	9.1%
% of FP17s Relating to Free Repair or Replacements	27	1,709	1.6%	0.9%	1.0%	0.8%
% of FP17s Relating to Continuations	39	1,709	2.3%	1.1%	1.3%	1.1%
% of Patients satisfied with the dentistry they have received	6	8	N/A	91.0%	91.9%	91.7%
% of Patients satisfied with the time they had to wait for an appointment	4	8	N/A	87.5%	88.7%	88.0%

* This is based on patients treated on this contract for their most recent course of treatment. Figures in italics indicate the base number of FP17s or Patient Questionnaire responses are less than 100. N/A is shown where the base number of responses is less than 10 during the period. % is calculated as Quantity/Base number*100

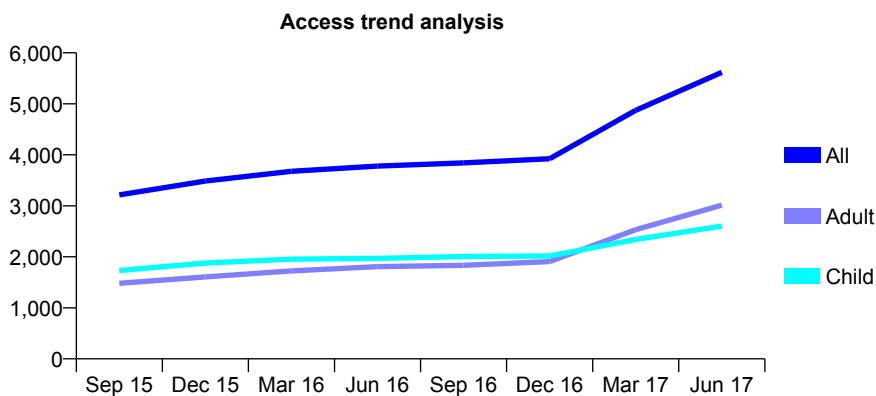
Q46 - Vital Signs At a Glance Contract Report for 152196/0001 - June 2017

Name or company name	Ahmad and Saleem Partners Ltd
Contract type name	GDS Contract
Purpose of contract	General
Contract start date	01/08/2014
Contract end date	

17/18 Contracted general activity (UDA)	16,459
Carry forward general activity (UDA)	0
17/18 Contracted orthodontic activity (UOA)	0
Carry forward orthodontic activity (UOA)	0
Baseline contract value	£608,742.50

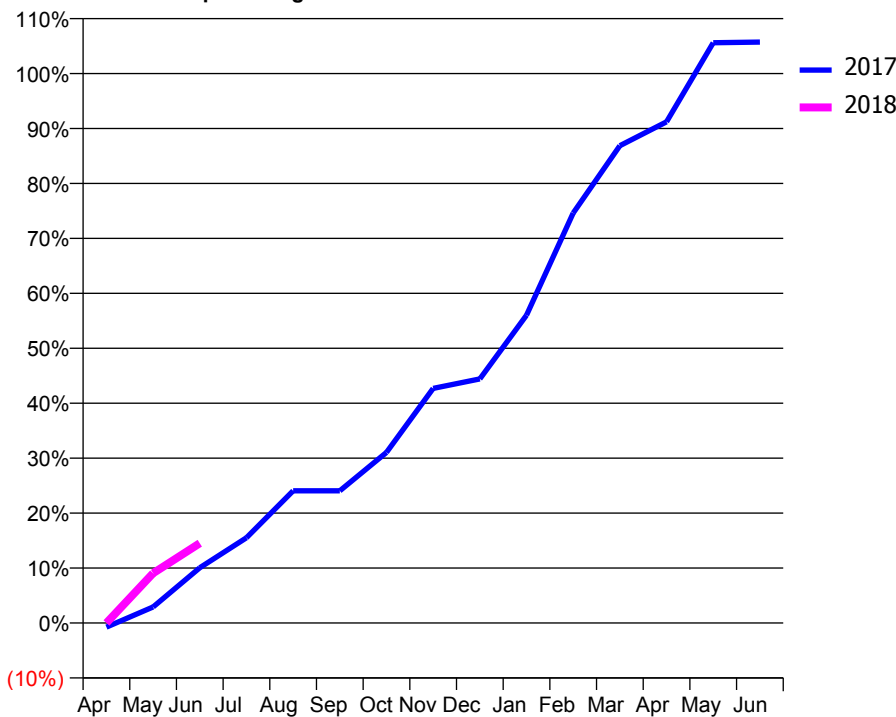
ACCESS*

Patients seen in 24 months	Total	Change since previous quarter
Quarter ending June 2016	3,780	
Quarter ending September 2016	3,842	→
Quarter ending December 2016	3,924	↑
Quarter ending March 2017	4,872	↑
Quarter ending June 2017	5,616	↑
Variance since June 2016	48.6%	↑



ACTIVITY

Cumulative percentage of contracted UDA delivered 2017 & 2018



Month	Adjusted Scheduled Activity (UDA)	
	2017	2018
April	-91	0
May	352	1,493
June	1,205	2,390
July	1,860	
August	2,884	
September	2,884	
October	3,725	
November	5,120	
December	5,326	
January	6,716	
February	8,945	
March	10,417	
April	10,937	
May	12,661	
June	12,675	

QUALITY

	Quantity	Base Number	Contract	AT	Region	England
% of FP17s for the same patient ID Re-attending within 3 months - Children	108	1,260	8.6%	12.1%	13.0%	12.0%
% of FP17s for the same patient ID Re-attending within 3 months - Adults	238	1,549	15.4%	16.9%	16.6%	16.0%
% of FP17s for the same patient ID Re-attending between 3 & 9 months - Children	665	1,260	52.8%	57.7%	59.5%	58.0%
% of FP17s for the same patient ID Re-attending between 3 & 9 months - Adults	646	1,549	41.7%	51.0%	53.1%	50.9%
% of FP17s for Band 1 Urgent Courses	115	1,365	8.4%	10.6%	9.3%	9.1%
% of FP17s Relating to Free Repair or Replacements	0	1,365	0.0%	0.9%	1.0%	0.8%
% of FP17s Relating to Continuations	16	1,365	1.2%	1.1%	1.3%	1.1%
% of Patients satisfied with the dentistry they have received	4	4	N/A	91.0%	91.9%	91.7%
% of Patients satisfied with the time they had to wait for an appointment	4	4	N/A	87.5%	88.7%	88.0%

* This is based on patients treated on this contract for their most recent course of treatment. Figures in italics indicate the base number of FP17s or Patient Questionnaire responses are less than 100. N/A is shown where the base number of responses is less than 10 during the period. % is calculated as Quantity/Base number*100

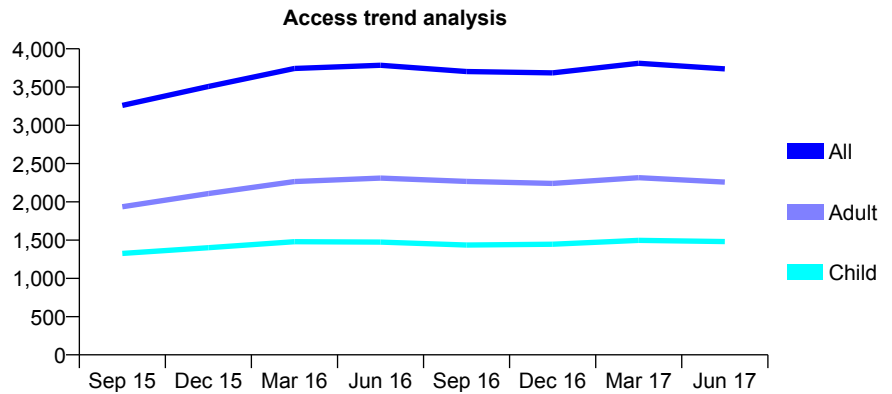
Q46 - Vital Signs At a Glance Contract Report for 152196/0003 - June 2017

Name or company name	Ahmad and Saleem Partners Ltd
Contract type name	GDS Contract
Purpose of contract	General
Contract start date	01/08/2014
Contract end date	

17/18 Contracted general activity (UDA)	12,721
Carry forward general activity (UDA)	0
17/18 Contracted orthodontic activity (UOA)	0
Carry forward orthodontic activity (UOA)	0
Baseline contract value	£314,478.86

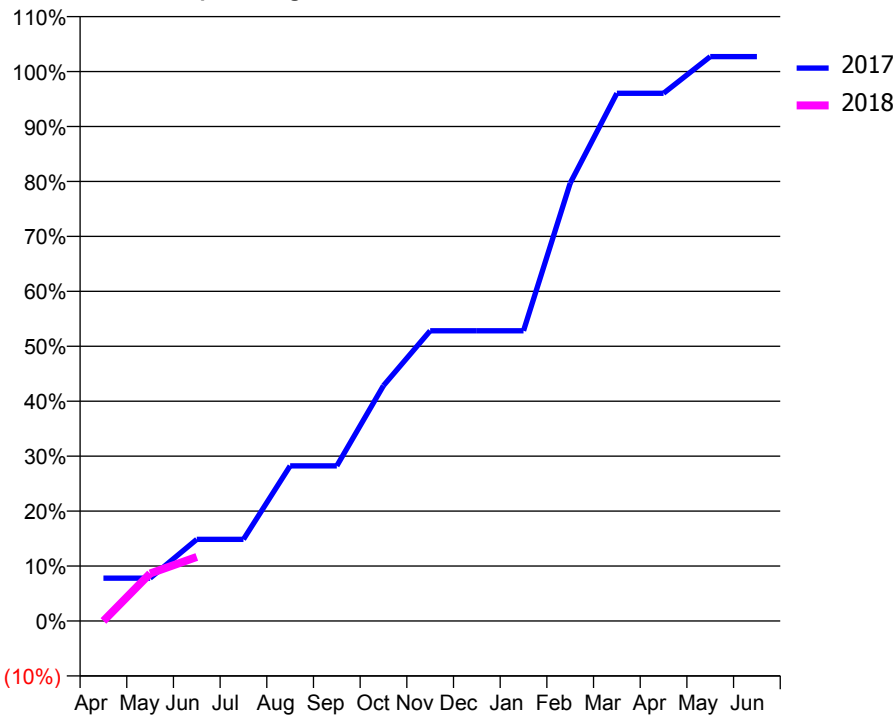
ACCESS*

Patients seen in 24 months	Total	Change since previous quarter
Quarter ending June 2016	3,785	
Quarter ending September 2016	3,702	↓
Quarter ending December 2016	3,686	→
Quarter ending March 2017	3,811	↑
Quarter ending June 2017	3,738	↓
Variance since June 2016	(1.2%)	↓



ACTIVITY

Cumulative percentage of contracted UDA delivered 2017 & 2018



Month	Adjusted Scheduled Activity (UDA)	
	2017	2018
April	991	0
May	991	1,101
June	1,891	1,484
July	1,891	
August	3,592	
September	3,592	
October	5,449	
November	6,720	
December	6,720	
January	6,720	
February	10,137	
March	12,216	
April	12,216	
May	13,066	
June	13,066	

QUALITY

	Quantity	Base Number	Contract	AT	Region	England
% of FP17s for the same patient ID Re-attending within 3 months - Children	49	576	8.5%	12.1%	13.0%	12.0%
% of FP17s for the same patient ID Re-attending within 3 months - Adults	113	780	14.5%	16.9%	16.6%	16.0%
% of FP17s for the same patient ID Re-attending between 3 & 9 months - Children	383	576	66.5%	57.7%	59.5%	58.0%
% of FP17s for the same patient ID Re-attending between 3 & 9 months - Adults	491	780	62.9%	51.0%	53.1%	50.9%
% of FP17s for Band 1 Urgent Courses	101	876	11.5%	10.6%	9.3%	9.1%
% of FP17s Relating to Free Repair or Replacements	1	876	0.1%	0.9%	1.0%	0.8%
% of FP17s Relating to Continuations	2	876	0.2%	1.1%	1.3%	1.1%
% of Patients satisfied with the dentistry they have received	4	5	N/A	91.0%	91.9%	91.7%
% of Patients satisfied with the time they had to wait for an appointment	4	5	N/A	87.5%	88.7%	88.0%

* This is based on patients treated on this contract for their most recent course of treatment. Figures in italics indicate the base number of FP17s or Patient Questionnaire responses are less than 100. N/A is shown where the base number of responses is less than 10 during the period. % is calculated as Quantity/Base number*100

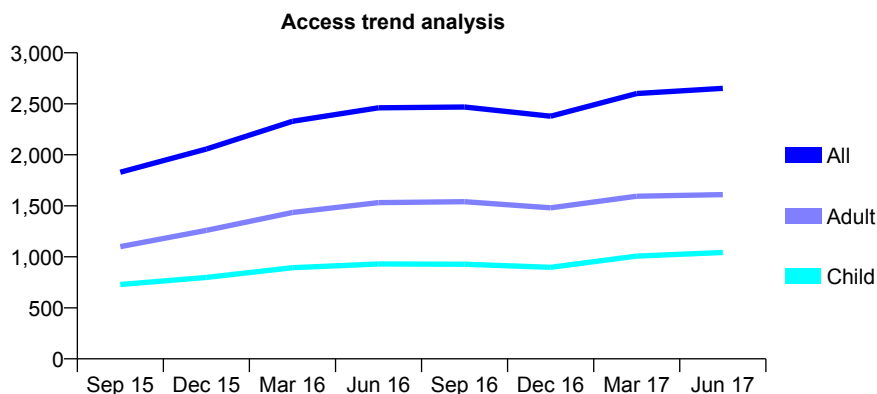
Q46 - Vital Signs At a Glance Contract Report for 152196/0004 - June 2017

Name or company name	Ahmad and Saleem Partners Ltd
Contract type name	GDS Contract
Purpose of contract	General
Contract start date	01/08/2014
Contract end date	

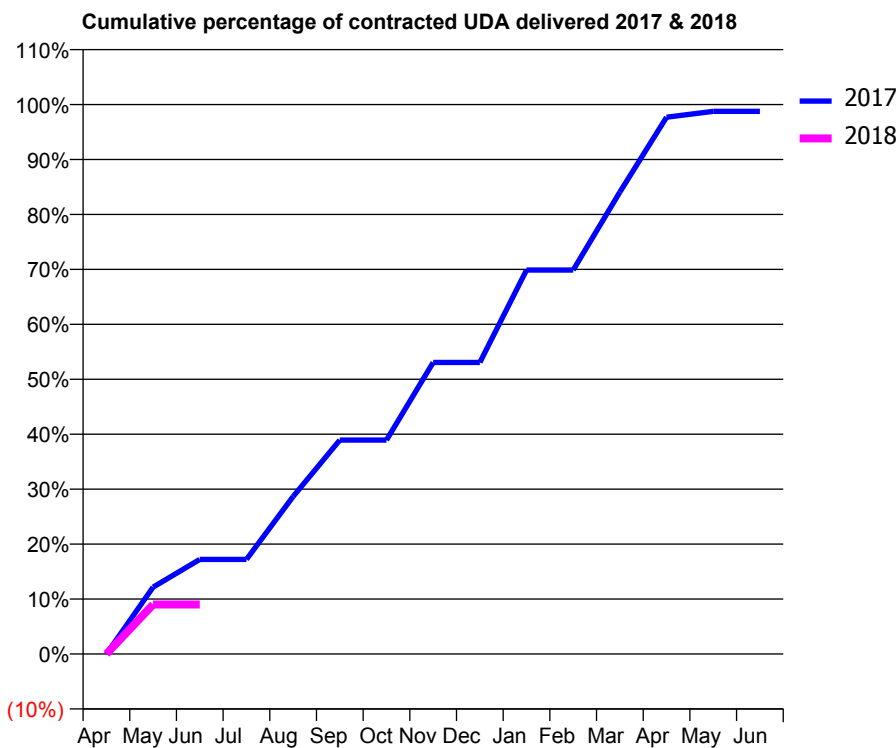
17/18 Contracted general activity (UDA)	12,000
Carry forward general activity (UDA)	0
17/18 Contracted orthodontic activity (UOA)	0
Carry forward orthodontic activity (UOA)	0
Baseline contract value	£415,118.17

ACCESS*

Patients seen in 24 months	Total	Change since previous quarter
Quarter ending June 2016	2,461	
Quarter ending September 2016	2,468	→
Quarter ending December 2016	2,378	↓
Quarter ending March 2017	2,601	↑
Quarter ending June 2017	2,652	→
Variance since June 2016	7.8%	↑



ACTIVITY



Month	Adjusted Scheduled Activity (UDA)	
	2017	2018
April	0	0
May	1,291	1,081
June	1,825	1,081
July	1,825	
August	3,041	
September	4,128	
October	4,128	
November	5,625	
December	5,625	
January	7,408	
February	7,408	
March	8,914	
April	10,356	
May	10,471	
June	10,471	

QUALITY

	Quantity	Base Number	Contract	AT	Region	England
% of FP17s for the same patient ID Re-attending within 3 months - Children	34	432	7.9%	12.1%	13.0%	12.0%
% of FP17s for the same patient ID Re-attending within 3 months - Adults	77	593	13.0%	16.9%	16.6%	16.0%
% of FP17s for the same patient ID Re-attending between 3 & 9 months - Children	258	432	59.7%	57.7%	59.5%	58.0%
% of FP17s for the same patient ID Re-attending between 3 & 9 months - Adults	336	593	56.7%	51.0%	53.1%	50.9%
% of FP17s for Band 1 Urgent Courses	36	458	7.9%	10.6%	9.3%	9.1%
% of FP17s Relating to Free Repair or Replacements	0	458	0.0%	0.9%	1.0%	0.8%
% of FP17s Relating to Continuations	2	458	0.4%	1.1%	1.3%	1.1%
% of Patients satisfied with the dentistry they have received	2	2	N/A	91.0%	91.9%	91.7%
% of Patients satisfied with the time they had to wait for an appointment	2	2	N/A	87.5%	88.7%	88.0%

* This is based on patients treated on this contract for their most recent course of treatment. Figures in italics indicate the base number of FP17s or Patient Questionnaire responses are less than 100. N/A is shown where the base number of responses is less than 10 during the period. % is calculated as Quantity/Base number*100

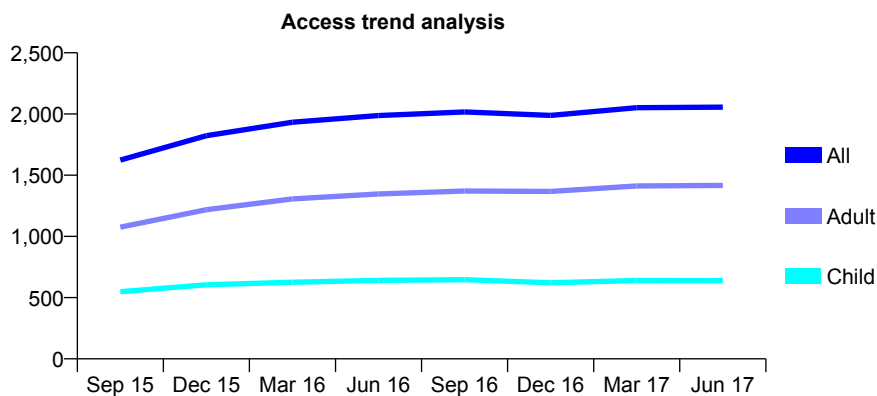
Q46 - Vital Signs At a Glance Contract Report for 152196/0005 - June 2017

Name or company name	Ahmad and Saleem Partners Ltd
Contract type name	GDS Contract
Purpose of contract	General
Contract start date	01/08/2014
Contract end date	

17/18 Contracted general activity (UDA)	6,000
Carry forward general activity (UDA)	0
17/18 Contracted orthodontic activity (UOA)	0
Carry forward orthodontic activity (UOA)	0
Baseline contract value	£209,012.01

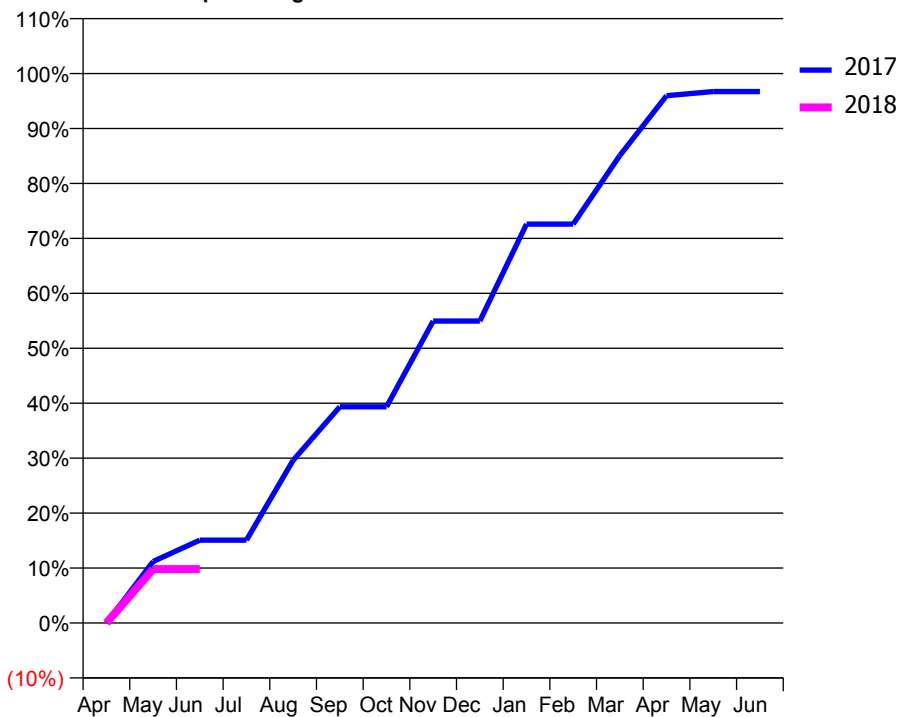
ACCESS*

Patients seen in 24 months	Total	Change since previous quarter
Quarter ending June 2016	1,988	
Quarter ending September 2016	2,017	→
Quarter ending December 2016	1,989	↓
Quarter ending March 2017	2,052	↑
Quarter ending June 2017	2,056	→
Variance since June 2016	3.4%	↑



ACTIVITY

Cumulative percentage of contracted UDA delivered 2017 & 2018



Month	Adjusted Scheduled Activity (UDA)	
	2017	2018
April	0	0
May	672	588
June	905	588
July	905	
August	1,777	
September	2,361	
October	2,361	
November	3,297	
December	3,297	
January	4,355	
February	4,355	
March	5,105	
April	5,757	
May	5,804	
June	5,804	

QUALITY

	Quantity	Base Number	Contract	AT	Region	England
% of FP17s for the same patient ID Re-attending within 3 months - Children	23	232	9.9%	12.1%	13.0%	12.0%
% of FP17s for the same patient ID Re-attending within 3 months - Adults	63	528	11.9%	16.9%	16.6%	16.0%
% of FP17s for the same patient ID Re-attending between 3 & 9 months - Children	167	232	72.0%	57.7%	59.5%	58.0%
% of FP17s for the same patient ID Re-attending between 3 & 9 months - Adults	371	528	70.3%	51.0%	53.1%	50.9%
% of FP17s for Band 1 Urgent Courses	27	364	7.4%	10.6%	9.3%	9.1%
% of FP17s Relating to Free Repair or Replacements	1	364	0.3%	0.9%	1.0%	0.8%
% of FP17s Relating to Continuations	2	364	0.5%	1.1%	1.3%	1.1%
% of Patients satisfied with the dentistry they have received	0	0	N/A	91.0%	91.9%	91.7%
% of Patients satisfied with the time they had to wait for an appointment	0	0	N/A	87.5%	88.7%	88.0%

* This is based on patients treated on this contract for their most recent course of treatment. Figures in italics indicate the base number of FP17s or Patient Questionnaire responses are less than 100. N/A is shown where the base number of responses is less than 10 during the period. % is calculated as Quantity/Base number*100

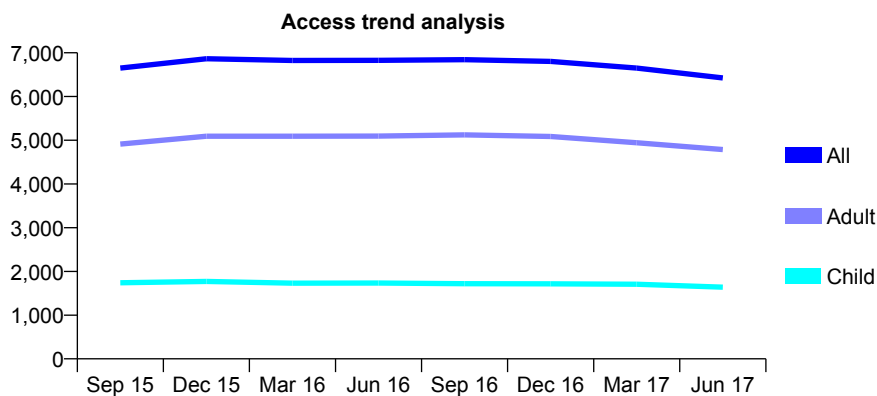
Q46 - Vital Signs At a Glance Contract Report for 153184/0001 - June 2017

Name or company name	IDH 449 Limited
Contract type name	GDS Contract
Purpose of contract	General
Contract start date	01/04/2008
Contract end date	

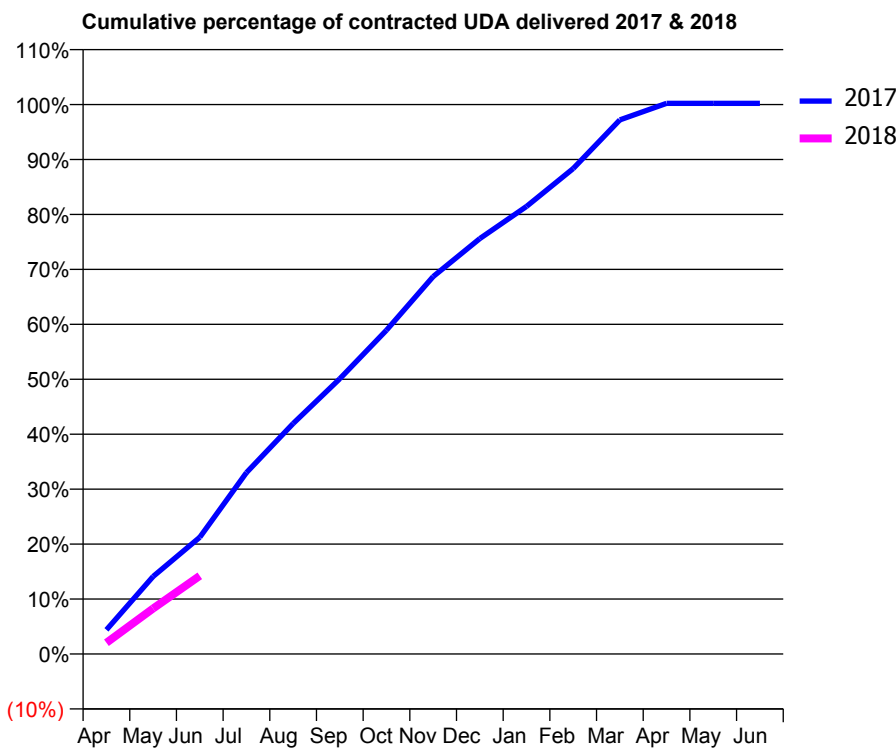
17/18 Contracted general activity (UDA)	18,429
Carry forward general activity (UDA)	0
17/18 Contracted orthodontic activity (UOA)	0
Carry forward orthodontic activity (UOA)	0
Baseline contract value	£594,106.05

ACCESS*

Patients seen in 24 months	Total	Change since previous quarter
Quarter ending June 2016	6,829	
Quarter ending September 2016	6,843	→
Quarter ending December 2016	6,802	→
Quarter ending March 2017	6,651	↓
Quarter ending June 2017	6,425	↓
Variance since June 2016	(5.9%)	↓



ACTIVITY



Month	Adjusted Scheduled Activity (UDA)	
	2017	2018
April	812	377
May	2,599	1,528
June	3,917	2,625
July	6,083	
August	7,732	
September	9,234	
October	10,859	
November	12,658	
December	13,935	
January	15,010	
February	16,281	
March	17,913	
April	18,466	
May	18,466	
June	18,466	

QUALITY

	Quantity	Base Number	Contract	AT	Region	England
% of FP17s for the same patient ID Re-attending within 3 months - Children	22	402	5.5%	12.1%	13.0%	12.0%
% of FP17s for the same patient ID Re-attending within 3 months - Adults	136	1,143	11.9%	16.9%	16.6%	16.0%
% of FP17s for the same patient ID Re-attending between 3 & 9 months - Children	215	402	53.5%	57.7%	59.5%	58.0%
% of FP17s for the same patient ID Re-attending between 3 & 9 months - Adults	642	1,143	56.2%	51.0%	53.1%	50.9%
% of FP17s for Band 1 Urgent Courses	105	1,299	8.1%	10.6%	9.3%	9.1%
% of FP17s Relating to Free Repair or Replacements	5	1,299	0.4%	0.9%	1.0%	0.8%
% of FP17s Relating to Continuations	21	1,299	1.6%	1.1%	1.3%	1.1%
% of Patients satisfied with the dentistry they have received	6	6	N/A	91.0%	91.9%	91.7%
% of Patients satisfied with the time they had to wait for an appointment	5	6	N/A	87.5%	88.7%	88.0%

* This is based on patients treated on this contract for their most recent course of treatment. Figures in italics indicate the base number of FP17s or Patient Questionnaire responses are less than 100. N/A is shown where the base number of responses is less than 10 during the period. % is calculated as Quantity/Base number*100

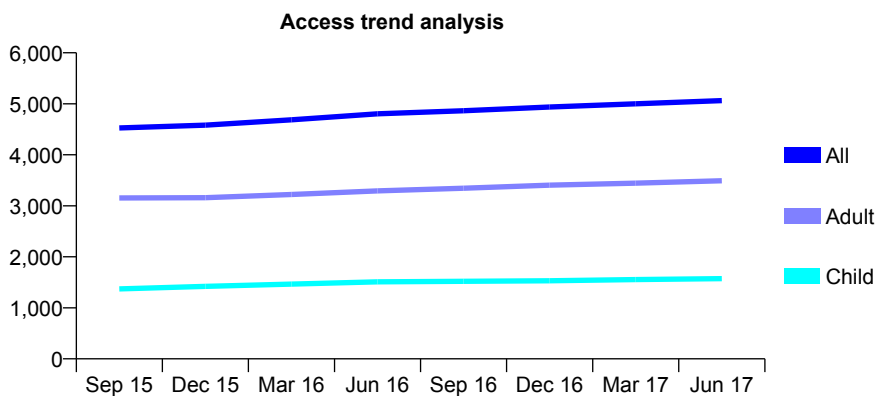
Q46 - Vital Signs At a Glance Contract Report for 153532/0001 - June 2017

Name or company name	Jakelara Ltd.
Contract type name	GDS Contract
Purpose of contract	General
Contract start date	01/05/2007
Contract end date	

17/18 Contracted general activity (UDA)	18,000
Carry forward general activity (UDA)	0
17/18 Contracted orthodontic activity (UOA)	0
Carry forward orthodontic activity (UOA)	0
Baseline contract value	£547,515.51

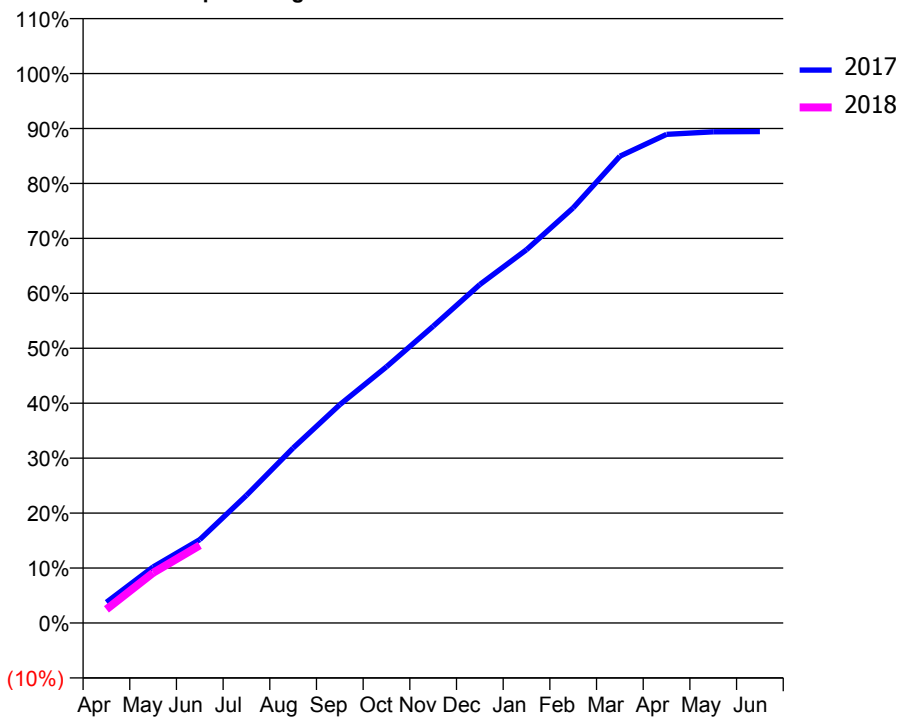
ACCESS*

Patients seen in 24 months	Total	Change since previous quarter
Quarter ending June 2016	4,803	
Quarter ending September 2016	4,863	→
Quarter ending December 2016	4,938	→
Quarter ending March 2017	4,999	→
Quarter ending June 2017	5,064	→
Variance since June 2016	5.4%	↑



ACTIVITY

Cumulative percentage of contracted UDA delivered 2017 & 2018



Month	Adjusted Scheduled Activity (UDA)	
	2017	2018
April	677	449
May	1,836	1,645
June	2,731	2,544
July	4,183	
August	5,731	
September	7,154	
October	8,394	
November	9,720	
December	11,088	
January	12,230	
February	13,601	
March	15,291	
April	16,006	
May	16,090	
June	16,097	

QUALITY

	Quantity	Base Number	Contract	AT	Region	England
% of FP17s for the same patient ID Re-attending within 3 months - Children	45	418	10.8%	12.1%	13.0%	12.0%
% of FP17s for the same patient ID Re-attending within 3 months - Adults	256	1,068	24.0%	16.9%	16.6%	16.0%
% of FP17s for the same patient ID Re-attending between 3 & 9 months - Children	210	418	50.2%	57.7%	59.5%	58.0%
% of FP17s for the same patient ID Re-attending between 3 & 9 months - Adults	503	1,068	47.1%	51.0%	53.1%	50.9%
% of FP17s for Band 1 Urgent Courses	193	1,203	16.0%	10.6%	9.3%	9.1%
% of FP17s Relating to Free Repair or Replacements	12	1,203	1.0%	0.9%	1.0%	0.8%
% of FP17s Relating to Continuations	32	1,203	2.7%	1.1%	1.3%	1.1%
% of Patients satisfied with the dentistry they have received	3	3	N/A	91.0%	91.9%	91.7%
% of Patients satisfied with the time they had to wait for an appointment	3	3	N/A	87.5%	88.7%	88.0%

* This is based on patients treated on this contract for their most recent course of treatment. Figures in italics indicate the base number of FP17s or Patient Questionnaire responses are less than 100. N/A is shown where the base number of responses is less than 10 during the period. % is calculated as Quantity/Base number*100

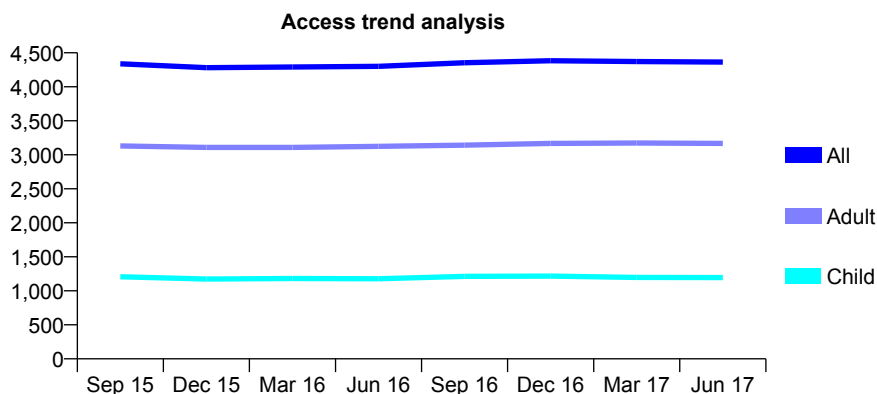
Q46 - Vital Signs At a Glance Contract Report for 153850/0001 - June 2017

Name or company name	Winton Dental Practice
Contract type name	GDS Contract
Purpose of contract	General
Contract start date	21/05/2010
Contract end date	

17/18 Contracted general activity (UDA)	16,701
Carry forward general activity (UDA)	0
17/18 Contracted orthodontic activity (UOA)	0
Carry forward orthodontic activity (UOA)	0
Baseline contract value	£414,512.16

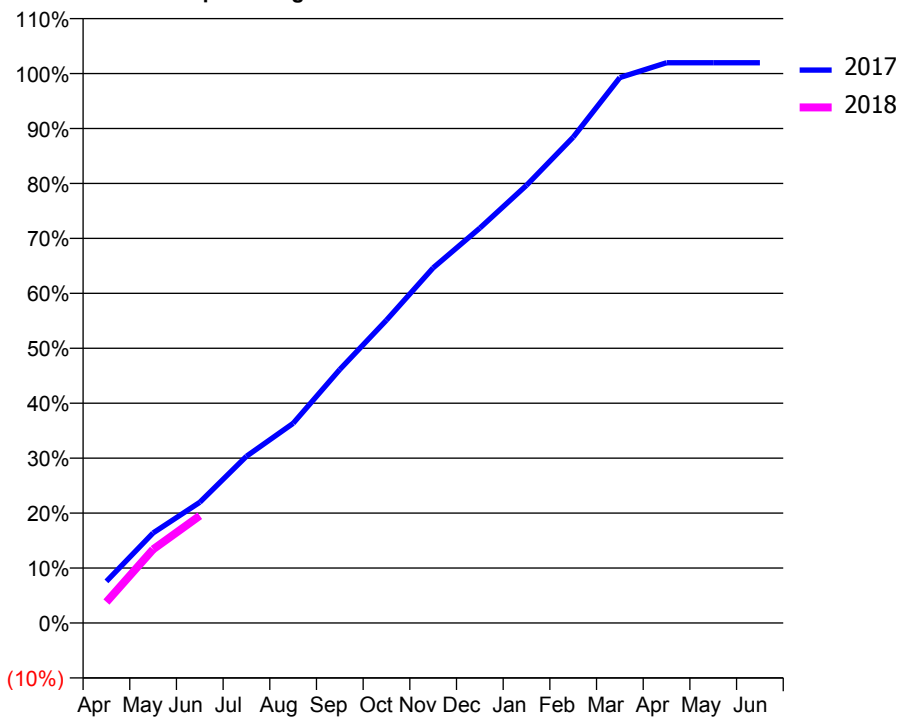
ACCESS*

Patients seen in 24 months	Total	Change since previous quarter
Quarter ending June 2016	4,301	
Quarter ending September 2016	4,354	→
Quarter ending December 2016	4,383	→
Quarter ending March 2017	4,371	→
Quarter ending June 2017	4,363	→
Variance since June 2016	1.4%	→



ACTIVITY

Cumulative percentage of contracted UDA delivered 2017 & 2018



Month	Adjusted Scheduled Activity (UDA)	
	2017	2018
April	1,265	638
May	2,737	2,238
June	3,668	3,261
July	5,069	
August	6,071	
September	7,705	
October	9,204	
November	10,793	
December	12,001	
January	13,301	
February	14,765	
March	16,578	
April	17,029	
May	17,028	
June	17,027	

QUALITY

	Quantity	Base Number	Contract	AT	Region	England
% of FP17s for the same patient ID Re-attending within 3 months - Children	54	448	12.1%	12.1%	13.0%	12.0%
% of FP17s for the same patient ID Re-attending within 3 months - Adults	233	1,130	20.6%	16.9%	16.6%	16.0%
% of FP17s for the same patient ID Re-attending between 3 & 9 months - Children	278	448	62.1%	57.7%	59.5%	58.0%
% of FP17s for the same patient ID Re-attending between 3 & 9 months - Adults	612	1,130	54.2%	51.0%	53.1%	50.9%
% of FP17s for Band 1 Urgent Courses	182	1,361	13.4%	10.6%	9.3%	9.1%
% of FP17s Relating to Free Repair or Replacements	29	1,361	2.1%	0.9%	1.0%	0.8%
% of FP17s Relating to Continuations	12	1,361	0.9%	1.1%	1.3%	1.1%
% of Patients satisfied with the dentistry they have received	5	6	N/A	91.0%	91.9%	91.7%
% of Patients satisfied with the time they had to wait for an appointment	4	6	N/A	87.5%	88.7%	88.0%

* This is based on patients treated on this contract for their most recent course of treatment. Figures in italics indicate the base number of FP17s or Patient Questionnaire responses are less than 100. N/A is shown where the base number of responses is less than 10 during the period. % is calculated as Quantity/Base number*100

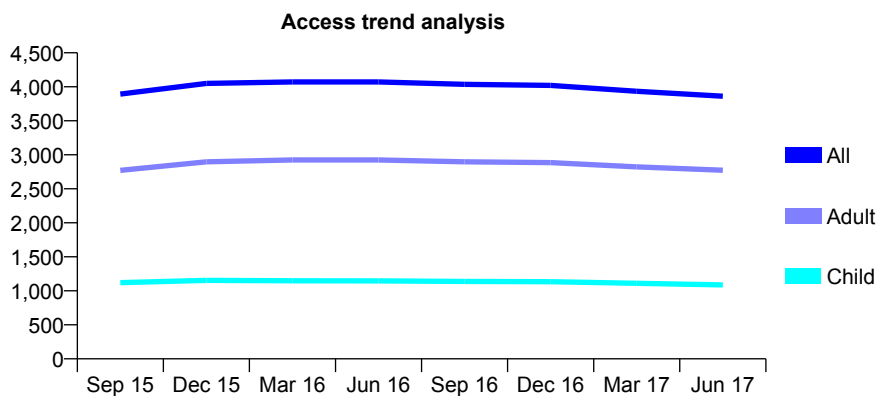
Q46 - Vital Signs At a Glance Contract Report for 153869/0001 - June 2017

Name or company name	High Street Dental Practice Partnership
Contract type name	GDS Contract
Purpose of contract	General
Contract start date	01/01/2014
Contract end date	

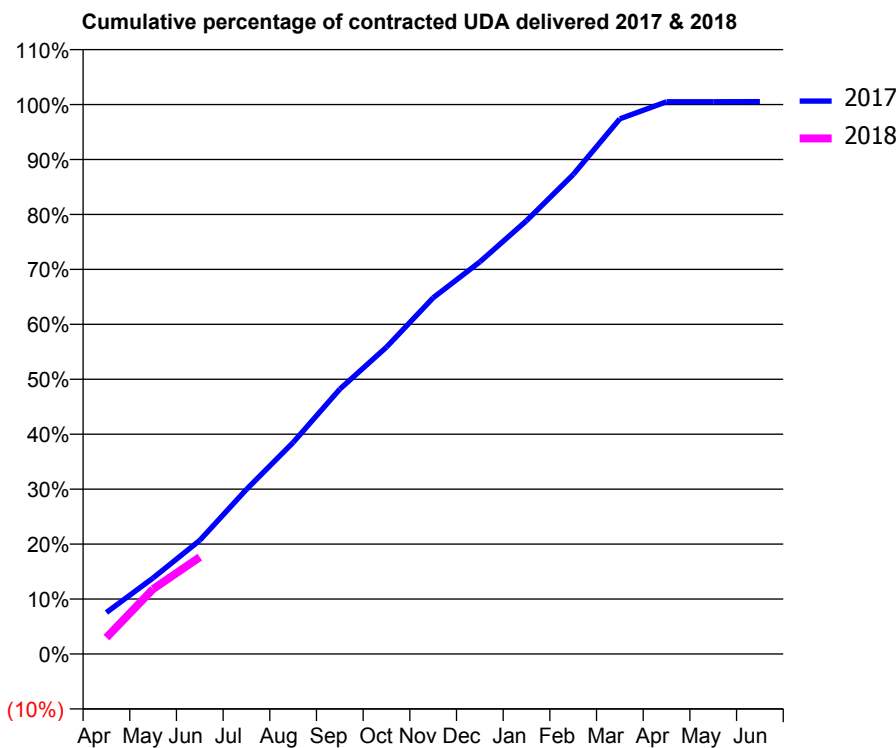
17/18 Contracted general activity (UDA)	13,000
Carry forward general activity (UDA)	0
17/18 Contracted orthodontic activity (UOA)	0
Carry forward orthodontic activity (UOA)	0
Baseline contract value	£349,291.35

ACCESS*

Patients seen in 24 months	Total	Change since previous quarter
Quarter ending June 2016	4,071	
Quarter ending September 2016	4,036	→
Quarter ending December 2016	4,020	→
Quarter ending March 2017	3,934	↓
Quarter ending June 2017	3,861	↓
Variance since June 2016	(5.2%)	↓



ACTIVITY



Month	Adjusted Scheduled Activity (UDA)	
	2017	2018
April	981	389
May	1,801	1,539
June	2,690	2,292
July	3,894	
August	5,005	
September	6,266	
October	7,261	
November	8,428	
December	9,276	
January	10,250	
February	11,341	
March	12,662	
April	13,064	
May	13,066	
June	13,069	

QUALITY

	Quantity	Base Number	Contract	AT	Region	England
% of FP17s for the same patient ID Re-attending within 3 months - Children	30	388	7.7%	12.1%	13.0%	12.0%
% of FP17s for the same patient ID Re-attending within 3 months - Adults	121	886	13.7%	16.9%	16.6%	16.0%
% of FP17s for the same patient ID Re-attending between 3 & 9 months - Children	259	388	66.8%	57.7%	59.5%	58.0%
% of FP17s for the same patient ID Re-attending between 3 & 9 months - Adults	562	886	63.4%	51.0%	53.1%	50.9%
% of FP17s for Band 1 Urgent Courses	61	1,070	5.7%	10.6%	9.3%	9.1%
% of FP17s Relating to Free Repair or Replacements	5	1,070	0.5%	0.9%	1.0%	0.8%
% of FP17s Relating to Continuations	23	1,070	2.1%	1.1%	1.3%	1.1%
% of Patients satisfied with the dentistry they have received	2	2	N/A	91.0%	91.9%	91.7%
% of Patients satisfied with the time they had to wait for an appointment	1	2	N/A	87.5%	88.7%	88.0%

* This is based on patients treated on this contract for their most recent course of treatment. Figures in italics indicate the base number of FP17s or Patient Questionnaire responses are less than 100. N/A is shown where the base number of responses is less than 10 during the period. % is calculated as Quantity/Base number*100

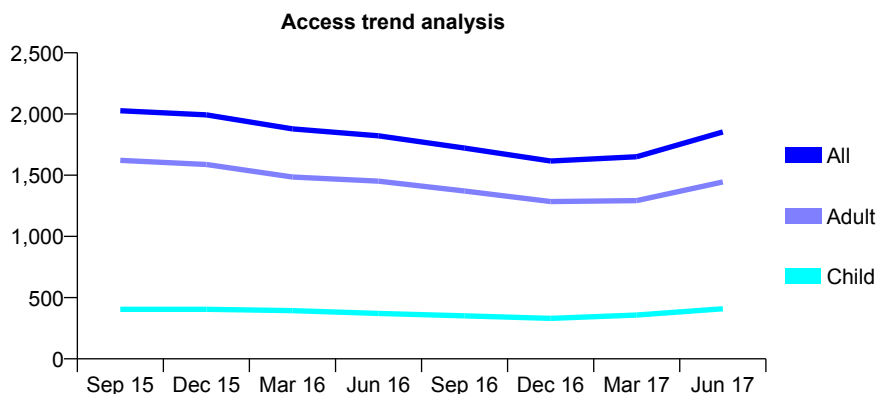
Q46 - Vital Signs At a Glance Contract Report for 153877/0001 - June 2017

Name or company name	The Glyn House Dental Partnership
Contract type name	GDS Contract
Purpose of contract	General
Contract start date	01/12/2013
Contract end date	

17/18 Contracted general activity (UDA)	6,444
Carry forward general activity (UDA)	0
17/18 Contracted orthodontic activity (UOA)	0
Carry forward orthodontic activity (UOA)	0
Baseline contract value	£208,262.98

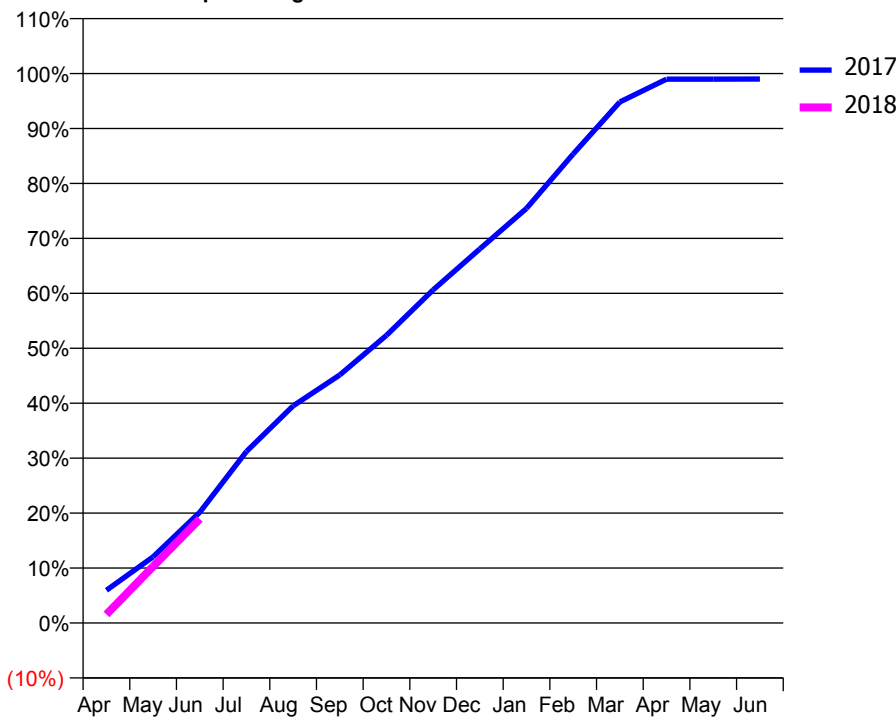
ACCESS*

Patients seen in 24 months	Total	Change since previous quarter
Quarter ending June 2016	1,822	
Quarter ending September 2016	1,722	↓
Quarter ending December 2016	1,616	↓
Quarter ending March 2017	1,651	↑
Quarter ending June 2017	1,854	↑
Variance since June 2016	1.8%	→



ACTIVITY

Cumulative percentage of contracted UDA delivered 2017 & 2018



Adjusted Scheduled Activity (UDA)

Month	2017	2018
April	384	101
May	777	664
June	1,299	1,221
July	2,012	
August	2,547	
September	2,909	
October	3,374	
November	3,907	
December	4,388	
January	4,863	
February	5,500	
March	6,111	
April	6,378	
May	6,378	
June	6,379	

QUALITY

	Quantity	Base Number	Contract	AT	Region	England
% of FP17s for the same patient ID Re-attending within 3 months - Children	9	147	6.1%	12.1%	13.0%	12.0%
% of FP17s for the same patient ID Re-attending within 3 months - Adults	60	634	9.5%	16.9%	16.6%	16.0%
% of FP17s for the same patient ID Re-attending between 3 & 9 months - Children	35	147	23.8%	57.7%	59.5%	58.0%
% of FP17s for the same patient ID Re-attending between 3 & 9 months - Adults	145	634	22.9%	51.0%	53.1%	50.9%
% of FP17s for Band 1 Urgent Courses	89	647	13.8%	10.6%	9.3%	9.1%
% of FP17s Relating to Free Repair or Replacements	3	647	0.5%	0.9%	1.0%	0.8%
% of FP17s Relating to Continuations	0	647	0.0%	1.1%	1.3%	1.1%
% of Patients satisfied with the dentistry they have received	4	4	N/A	91.0%	91.9%	91.7%
% of Patients satisfied with the time they had to wait for an appointment	4	4	N/A	87.5%	88.7%	88.0%

* This is based on patients treated on this contract for their most recent course of treatment. Figures in italics indicate the base number of FP17s or Patient Questionnaire responses are less than 100. N/A is shown where the base number of responses is less than 10 during the period. % is calculated as Quantity/Base number*100

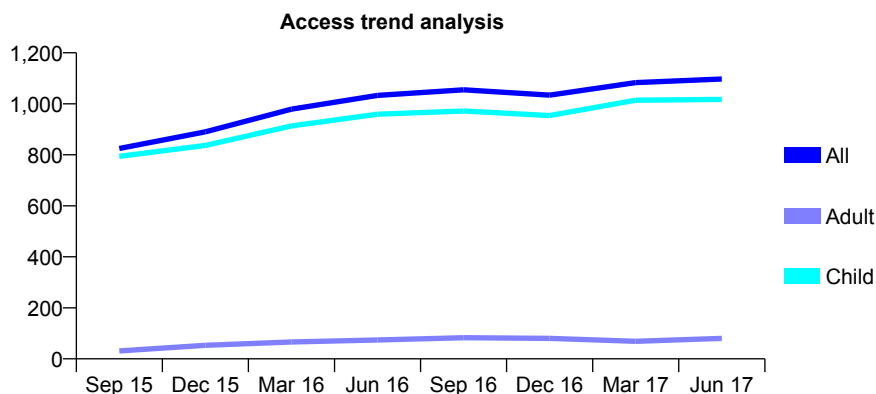
Q46 - Vital Signs At a Glance Contract Report for 154075/0001 - June 2017

Name or company name	Bloor & Mathieson
Contract type name	GDS Contract
Purpose of contract	General
Contract start date	01/11/2014
Contract end date	

17/18 Contracted general activity (UDA)	2,514
Carry forward general activity (UDA)	0
17/18 Contracted orthodontic activity (UOA)	0
Carry forward orthodontic activity (UOA)	0
Baseline contract value	£53,869.22

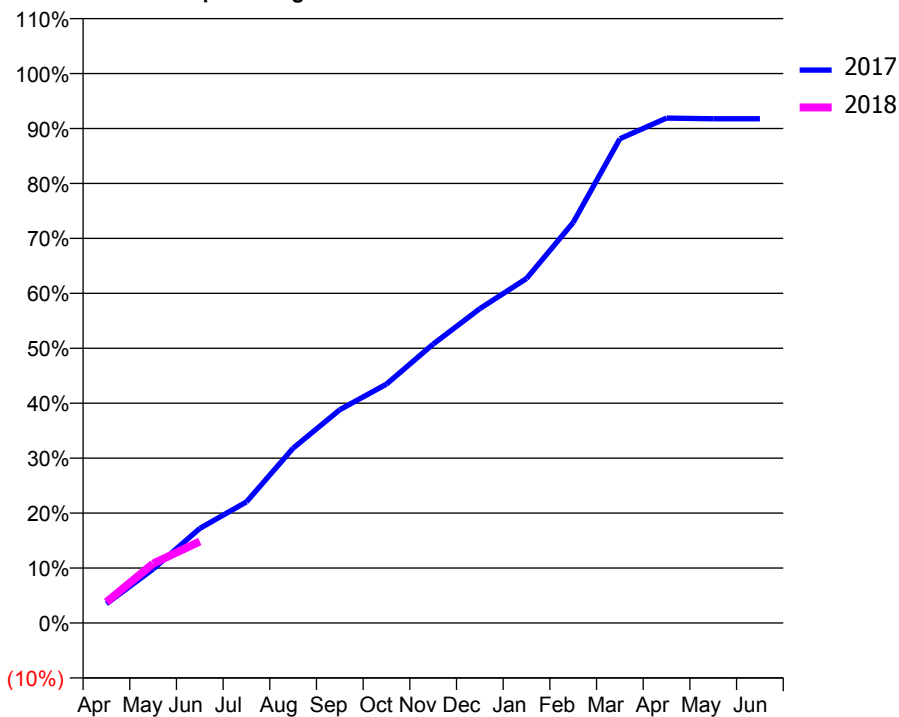
ACCESS*

Patients seen in 24 months	Total	Change since previous quarter
Quarter ending June 2016	1,033	
Quarter ending September 2016	1,055	↑
Quarter ending December 2016	1,034	↓
Quarter ending March 2017	1,083	↑
Quarter ending June 2017	1,097	→
Variance since June 2016	6.2%	↑



ACTIVITY

Cumulative percentage of contracted UDA delivered 2017 & 2018



Adjusted Scheduled Activity (UDA)		
Month	2017	2018
April	88	96
May	247	272
June	433	373
July	554	
August	800	
September	976	
October	1,093	
November	1,276	
December	1,438	
January	1,576	
February	1,832	
March	2,215	
April	2,310	
May	2,307	
June	2,307	

QUALITY

	Quantity	Base Number	Contract	AT	Region	England
% of FP17s for the same patient ID Re-attending within 3 months - Children	30	310	9.7%	12.1%	13.0%	12.0%
% of FP17s for the same patient ID Re-attending within 3 months - Adults	0	0	N/A	16.9%	16.6%	16.0%
% of FP17s for the same patient ID Re-attending between 3 & 9 months - Children	169	310	54.5%	57.7%	59.5%	58.0%
% of FP17s for the same patient ID Re-attending between 3 & 9 months - Adults	0	0	N/A	51.0%	53.1%	50.9%
% of FP17s for Band 1 Urgent Courses	0	259	0.0%	10.6%	9.3%	9.1%
% of FP17s Relating to Free Repair or Replacements	0	259	0.0%	0.9%	1.0%	0.8%
% of FP17s Relating to Continuations	0	259	0.0%	1.1%	1.3%	1.1%
% of Patients satisfied with the dentistry they have received	0	0	N/A	91.0%	91.9%	91.7%
% of Patients satisfied with the time they had to wait for an appointment	0	0	N/A	87.5%	88.7%	88.0%

* This is based on patients treated on this contract for their most recent course of treatment. Figures in italics indicate the base number of FP17s or Patient Questionnaire responses are less than 100. N/A is shown where the base number of responses is less than 10 during the period. % is calculated as Quantity/Base number*100

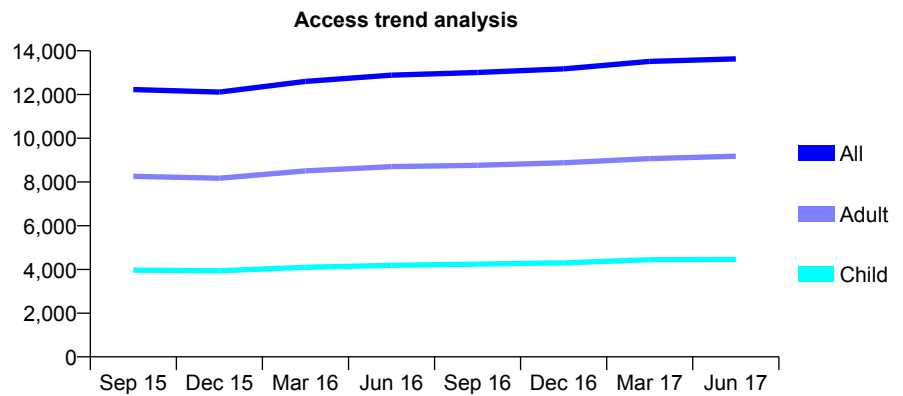
Q46 - Vital Signs At a Glance Contract Report for 154210/0002 - June 2017

Name or company name	Roch Valley Dental
Contract type name	GDS Contract
Purpose of contract	General
Contract start date	01/12/2009
Contract end date	

17/18 Contracted general activity (UDA)	31,085
Carry forward general activity (UDA)	0
17/18 Contracted orthodontic activity (UOA)	0
Carry forward orthodontic activity (UOA)	0
Baseline contract value	£768,440.44

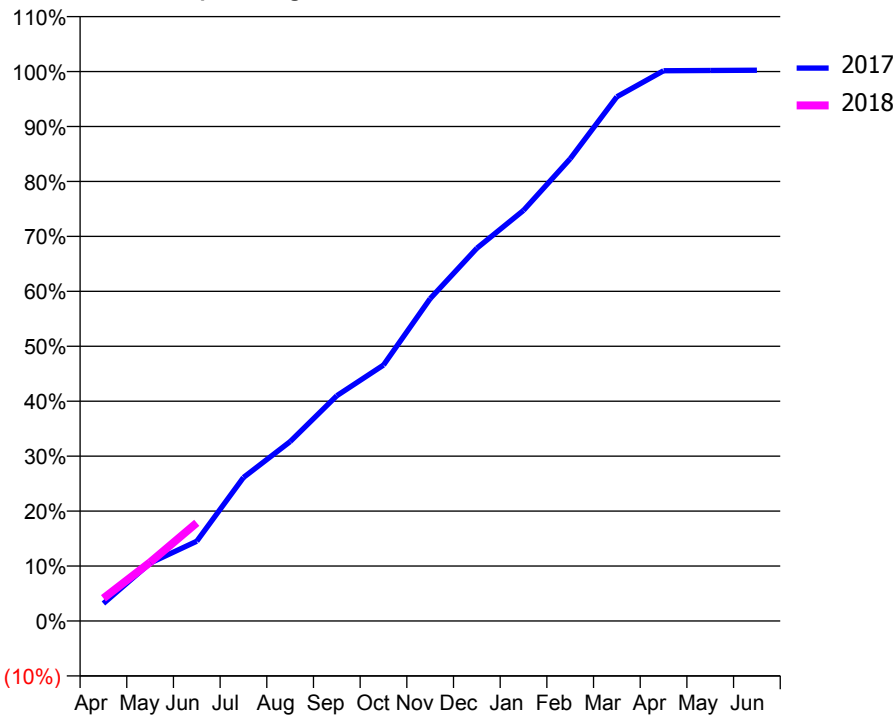
ACCESS*

Patients seen in 24 months	Total	Change since previous quarter
Quarter ending June 2016	12,885	
Quarter ending September 2016	13,007	→
Quarter ending December 2016	13,176	→
Quarter ending March 2017	13,513	↑
Quarter ending June 2017	13,630	→
Variance since June 2016	5.8%	↑



ACTIVITY

Cumulative percentage of contracted UDA delivered 2017 & 2018



Adjusted Scheduled Activity (UDA)		
Month	2017	2018
April	989	1,286
May	3,280	3,322
June	4,518	5,559
July	8,119	
August	10,151	
September	12,746	
October	14,478	
November	18,239	
December	21,084	
January	23,228	
February	26,148	
March	29,655	
April	31,129	
May	31,146	
June	31,158	

QUALITY

	Quantity	Base Number	Contract	AT	Region	England
% of FP17s for the same patient ID Re-attending within 3 months - Children	288	1,734	16.6%	12.1%	13.0%	12.0%
% of FP17s for the same patient ID Re-attending within 3 months - Adults	476	2,490	19.1%	16.9%	16.6%	16.0%
% of FP17s for the same patient ID Re-attending between 3 & 9 months - Children	941	1,734	54.3%	57.7%	59.5%	58.0%
% of FP17s for the same patient ID Re-attending between 3 & 9 months - Adults	929	2,490	37.3%	51.0%	53.1%	50.9%
% of FP17s for Band 1 Urgent Courses	279	2,910	9.6%	10.6%	9.3%	9.1%
% of FP17s Relating to Free Repair or Replacements	46	2,910	1.6%	0.9%	1.0%	0.8%
% of FP17s Relating to Continuations	9	2,910	0.3%	1.1%	1.3%	1.1%
% of Patients satisfied with the dentistry they have received	8	11	72.7%	91.0%	91.9%	91.7%
% of Patients satisfied with the time they had to wait for an appointment	9	11	81.8%	87.5%	88.7%	88.0%

* This is based on patients treated on this contract for their most recent course of treatment. Figures in italics indicate the base number of FP17s or Patient Questionnaire responses are less than 100. N/A is shown where the base number of responses is less than 10 during the period. % is calculated as Quantity/Base number*100

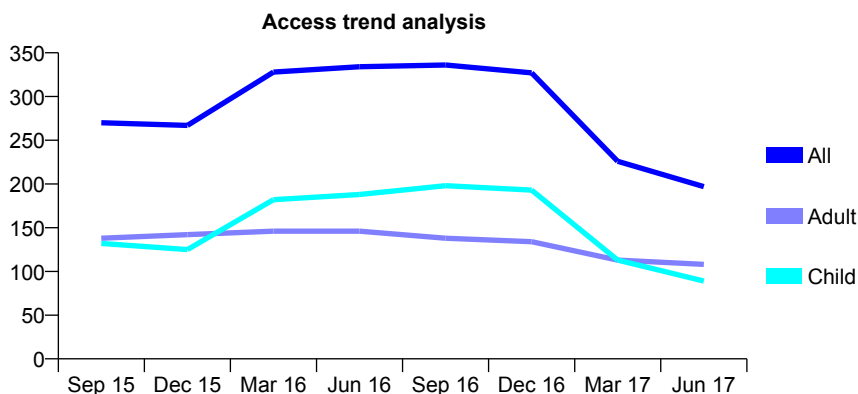
Q46 - Vital Signs At a Glance Contract Report for 154849/0001 - June 2017

Name or company name	Mr Ravat and Mr Ray
Contract type name	GDS Contract
Purpose of contract	General
Contract start date	01/12/2013
Contract end date	

17/18 Contracted general activity (UDA)	1,084
Carry forward general activity (UDA)	0
17/18 Contracted orthodontic activity (UOA)	0
Carry forward orthodontic activity (UOA)	0
Baseline contract value	£26,492.52

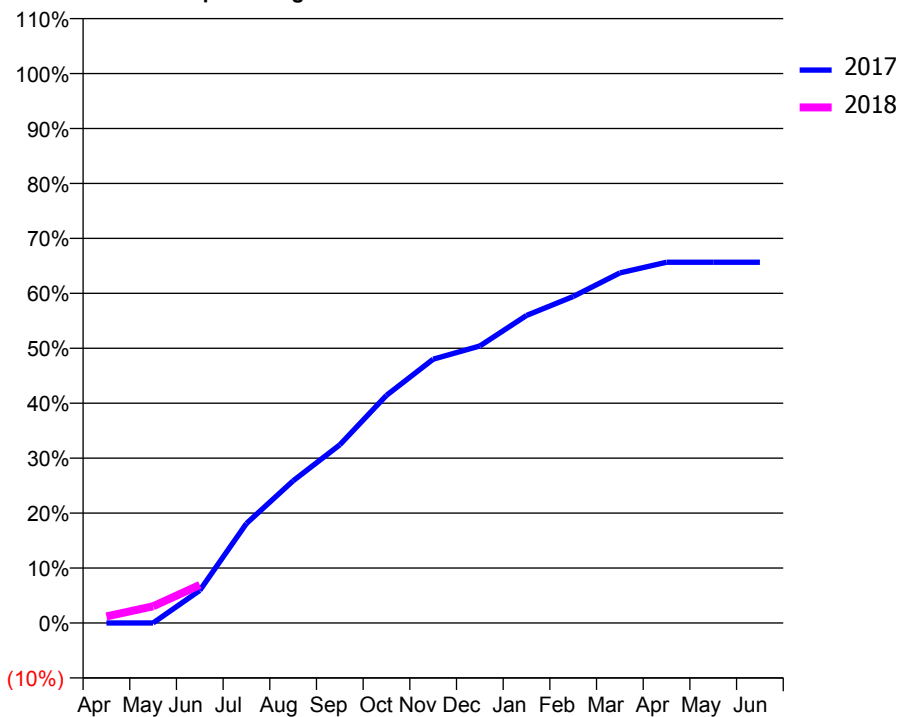
ACCESS*

Patients seen in 24 months	Total	Change since previous quarter
Quarter ending June 2016	334	
Quarter ending September 2016	336	→
Quarter ending December 2016	327	↓
Quarter ending March 2017	226	↓
Quarter ending June 2017	197	↓
Variance since June 2016	(41.0%)	↓



ACTIVITY

Cumulative percentage of contracted UDA delivered 2017 & 2018



Month	Adjusted Scheduled Activity (UDA)	
	2017	2018
April	0	13
May	0	33
June	64	75
July	196	
August	281	
September	352	
October	449	
November	520	
December	547	
January	607	
February	644	
March	691	
April	712	
May	712	
June	712	

QUALITY

	Quantity	Base Number	Contract	AT	Region	England
% of FP17s for the same patient ID Re-attending within 3 months - Children	0	7	0.0%	12.1%	13.0%	12.0%
% of FP17s for the same patient ID Re-attending within 3 months - Adults	5	32	15.6%	16.9%	16.6%	16.0%
% of FP17s for the same patient ID Re-attending between 3 & 9 months - Children	3	7	42.9%	57.7%	59.5%	58.0%
% of FP17s for the same patient ID Re-attending between 3 & 9 months - Adults	18	32	56.3%	51.0%	53.1%	50.9%
% of FP17s for Band 1 Urgent Courses	0	28	0.0%	10.6%	9.3%	9.1%
% of FP17s Relating to Free Repair or Replacements	0	28	0.0%	0.9%	1.0%	0.8%
% of FP17s Relating to Continuations	0	28	0.0%	1.1%	1.3%	1.1%
% of Patients satisfied with the dentistry they have received	0	0	N/A	91.0%	91.9%	91.7%
% of Patients satisfied with the time they had to wait for an appointment	0	0	N/A	87.5%	88.7%	88.0%

* This is based on patients treated on this contract for their most recent course of treatment. Figures in italics indicate the base number of FP17s or Patient Questionnaire responses are less than 100. N/A is shown where the base number of responses is less than 10 during the period. % is calculated as Quantity/Base number*100

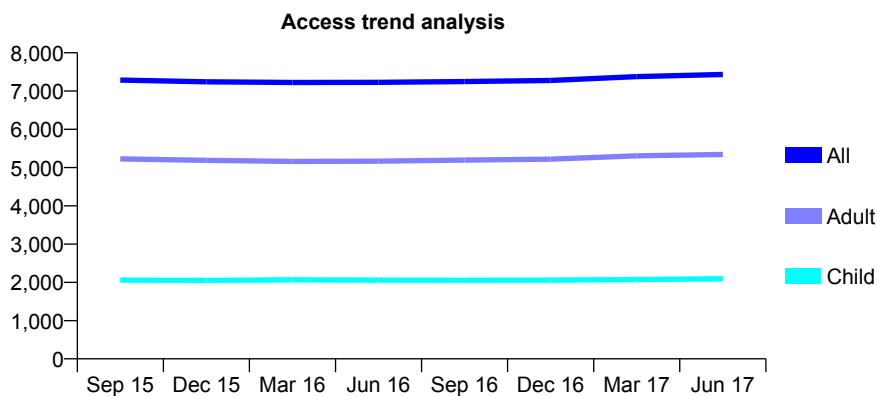
Q46 - Vital Signs At a Glance Contract Report for 155160/0001 - June 2017

Name or company name	DCO Dental
Contract type name	GDS Contract
Purpose of contract	General
Contract start date	01/01/2009
Contract end date	

17/18 Contracted general activity (UDA)	20,000
Carry forward general activity (UDA)	0
17/18 Contracted orthodontic activity (UOA)	0
Carry forward orthodontic activity (UOA)	0
Baseline contract value	£488,945.07

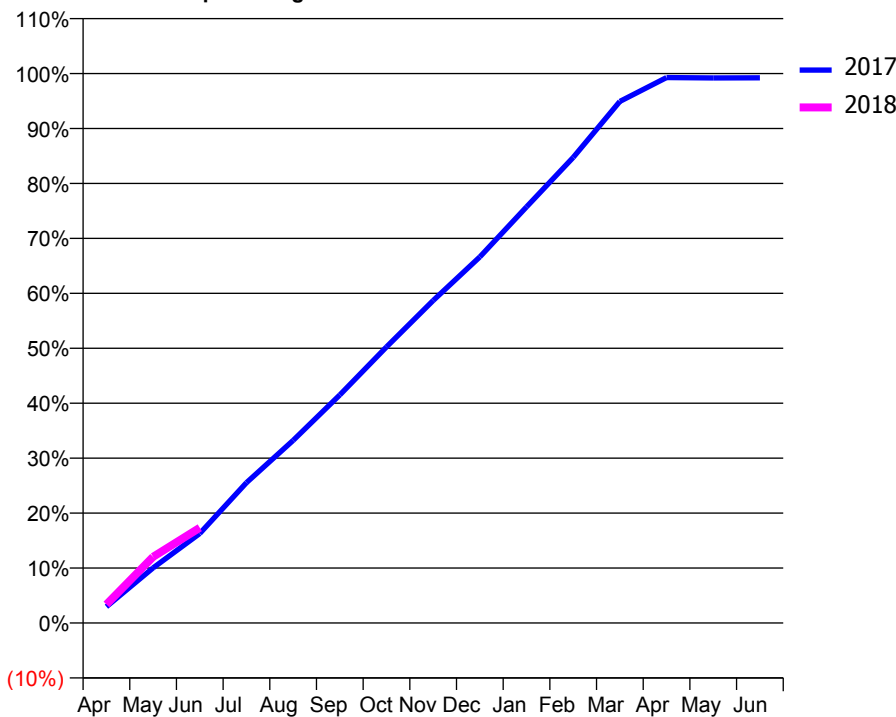
ACCESS*

Patients seen in 24 months	Total	Change since previous quarter
Quarter ending June 2016	7,228	
Quarter ending September 2016	7,249	→
Quarter ending December 2016	7,277	→
Quarter ending March 2017	7,377	→
Quarter ending June 2017	7,433	→
Variance since June 2016	2.8%	↑



ACTIVITY

Cumulative percentage of contracted UDA delivered 2017 & 2018



Adjusted Scheduled Activity (UDA)

Month	2017	2018
April	594	676
May	2,008	2,410
June	3,261	3,470
July	5,110	
August	6,648	
September	8,300	
October	10,047	
November	11,739	
December	13,327	
January	15,146	
February	16,944	
March	18,983	
April	19,850	
May	19,839	
June	19,841	

QUALITY

	Quantity	Base Number	Contract	AT	Region	England
% of FP17s for the same patient ID Re-attending within 3 months - Children	43	694	6.2%	12.1%	13.0%	12.0%
% of FP17s for the same patient ID Re-attending within 3 months - Adults	203	1,528	13.3%	16.9%	16.6%	16.0%
% of FP17s for the same patient ID Re-attending between 3 & 9 months - Children	453	694	65.3%	57.7%	59.5%	58.0%
% of FP17s for the same patient ID Re-attending between 3 & 9 months - Adults	764	1,528	50.0%	51.0%	53.1%	50.9%
% of FP17s for Band 1 Urgent Courses	135	1,643	8.2%	10.6%	9.3%	9.1%
% of FP17s Relating to Free Repair or Replacements	6	1,643	0.4%	0.9%	1.0%	0.8%
% of FP17s Relating to Continuations	12	1,643	0.7%	1.1%	1.3%	1.1%
% of Patients satisfied with the dentistry they have received	8	8	N/A	91.0%	91.9%	91.7%
% of Patients satisfied with the time they had to wait for an appointment	8	8	N/A	87.5%	88.7%	88.0%

* This is based on patients treated on this contract for their most recent course of treatment. Figures in italics indicate the base number of FP17s or Patient Questionnaire responses are less than 100. N/A is shown where the base number of responses is less than 10 during the period. % is calculated as Quantity/Base number*100

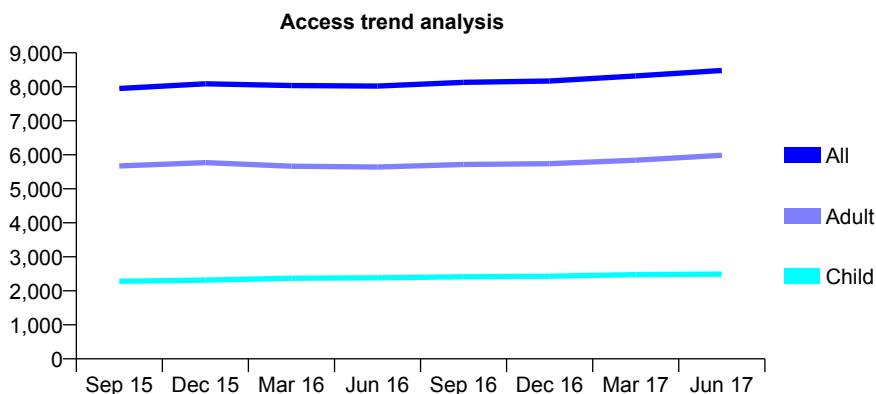
Q46 - Vital Signs At a Glance Contract Report for 155160/0002 - June 2017

Name or company name	DCO Dental
Contract type name	GDS Contract
Purpose of contract	General
Contract start date	01/08/2009
Contract end date	

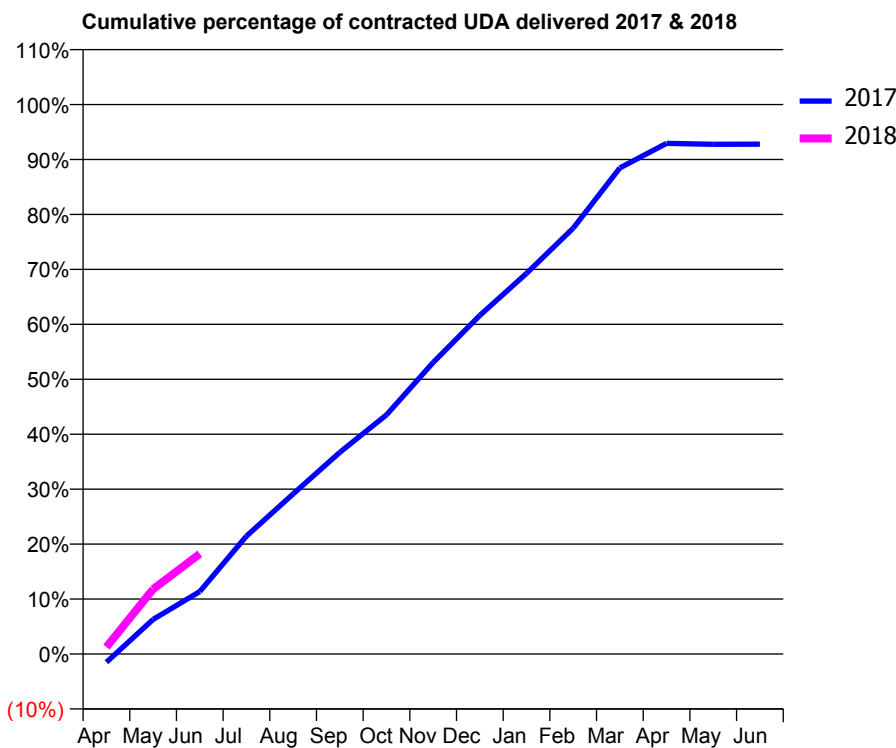
17/18 Contracted general activity (UDA)	23,150
Carry forward general activity (UDA)	0
17/18 Contracted orthodontic activity (UOA)	0
Carry forward orthodontic activity (UOA)	0
Baseline contract value	£565,953.92

ACCESS*

Patients seen in 24 months	Total	Change since previous quarter
Quarter ending June 2016	8,022	
Quarter ending September 2016	8,130	→
Quarter ending December 2016	8,170	→
Quarter ending March 2017	8,319	→
Quarter ending June 2017	8,481	→
Variance since June 2016	5.7%	↑



ACTIVITY



Month	Adjusted Scheduled Activity (UDA)	
	2017	2018
April	-353	294
May	1,458	2,730
June	2,631	4,223
July	4,968	
August	6,742	
September	8,495	
October	10,076	
November	12,284	
December	14,267	
January	16,033	
February	17,940	
March	20,478	
April	21,516	
May	21,477	
June	21,482	

QUALITY

	Quantity	Base Number	Contract	AT	Region	England
% of FP17s for the same patient ID Re-attending within 3 months - Children	66	921	7.2%	12.1%	13.0%	12.0%
% of FP17s for the same patient ID Re-attending within 3 months - Adults	287	1,924	14.9%	16.9%	16.6%	16.0%
% of FP17s for the same patient ID Re-attending between 3 & 9 months - Children	598	921	64.9%	57.7%	59.5%	58.0%
% of FP17s for the same patient ID Re-attending between 3 & 9 months - Adults	883	1,924	45.9%	51.0%	53.1%	50.9%
% of FP17s for Band 1 Urgent Courses	159	2,075	7.7%	10.6%	9.3%	9.1%
% of FP17s Relating to Free Repair or Replacements	10	2,075	0.5%	0.9%	1.0%	0.8%
% of FP17s Relating to Continuations	6	2,075	0.3%	1.1%	1.3%	1.1%
% of Patients satisfied with the dentistry they have received	6	7	N/A	91.0%	91.9%	91.7%
% of Patients satisfied with the time they had to wait for an appointment	6	7	N/A	87.5%	88.7%	88.0%

* This is based on patients treated on this contract for their most recent course of treatment. Figures in italics indicate the base number of FP17s or Patient Questionnaire responses are less than 100. N/A is shown where the base number of responses is less than 10 during the period. % is calculated as Quantity/Base number*100

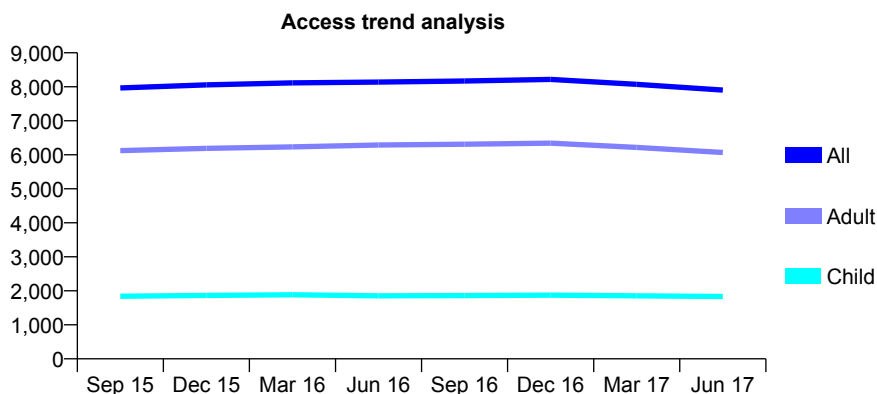
Q46 - Vital Signs At a Glance Contract Report for 155195/0001 - June 2017

Name or company name	Bolton and Bury Dental Practice
Contract type name	GDS Contract
Purpose of contract	General
Contract start date	01/04/2012
Contract end date	

17/18 Contracted general activity (UDA)	31,932
Carry forward general activity (UDA)	0
17/18 Contracted orthodontic activity (UOA)	0
Carry forward orthodontic activity (UOA)	0
Baseline contract value	£956,140.50

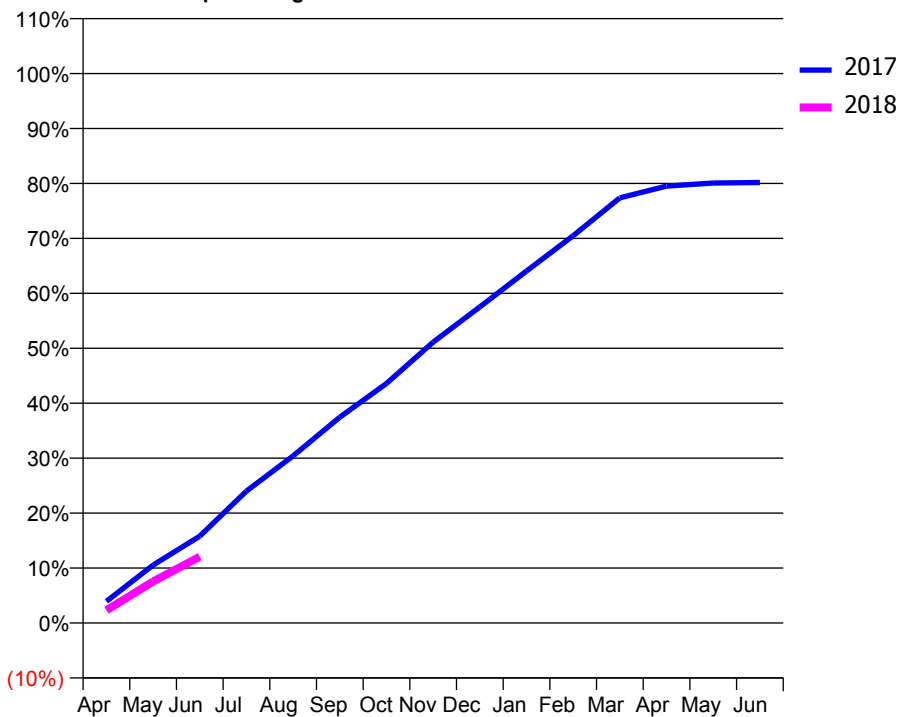
ACCESS*

Patients seen in 24 months	Total	Change since previous quarter
Quarter ending June 2016	8,141	
Quarter ending September 2016	8,171	→
Quarter ending December 2016	8,218	→
Quarter ending March 2017	8,072	↓
Quarter ending June 2017	7,902	↓
Variance since June 2016	(2.9%)	↓



ACTIVITY

Cumulative percentage of contracted UDA delivered 2017 & 2018



Month	Adjusted Scheduled Activity (UDA)	
	2017	2018
April	1,257	738
May	3,365	2,411
June	5,048	3,856
July	7,665	
August	9,711	
September	11,959	
October	13,923	
November	16,322	
December	18,370	
January	20,456	
February	22,510	
March	24,706	
April	25,389	
May	25,565	
June	25,602	

QUALITY

	Quantity	Base Number	Contract	AT	Region	England
% of FP17s for the same patient ID Re-attending within 3 months - Children	30	459	6.5%	12.1%	13.0%	12.0%
% of FP17s for the same patient ID Re-attending within 3 months - Adults	246	1,520	16.2%	16.9%	16.6%	16.0%
% of FP17s for the same patient ID Re-attending between 3 & 9 months - Children	204	459	44.4%	57.7%	59.5%	58.0%
% of FP17s for the same patient ID Re-attending between 3 & 9 months - Adults	714	1,520	47.0%	51.0%	53.1%	50.9%
% of FP17s for Band 1 Urgent Courses	135	1,616	8.4%	10.6%	9.3%	9.1%
% of FP17s Relating to Free Repair or Replacements	8	1,616	0.5%	0.9%	1.0%	0.8%
% of FP17s Relating to Continuations	19	1,616	1.2%	1.1%	1.3%	1.1%
% of Patients satisfied with the dentistry they have received	25	29	86.2%	91.0%	91.9%	91.7%
% of Patients satisfied with the time they had to wait for an appointment	21	29	72.4%	87.5%	88.7%	88.0%

* This is based on patients treated on this contract for their most recent course of treatment. Figures in italics indicate the base number of FP17s or Patient Questionnaire responses are less than 100. N/A is shown where the base number of responses is less than 10 during the period. % is calculated as Quantity/Base number*100

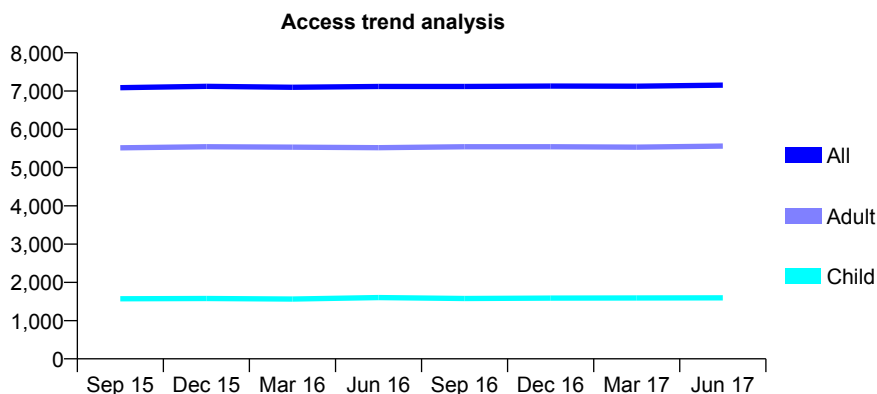
Q46 - Vital Signs At a Glance Contract Report for 156140/0001 - June 2017

Name or company name	Edgeley Dental Practice
Contract type name	GDS Contract
Purpose of contract	General
Contract start date	22/03/2007
Contract end date	

17/18 Contracted general activity (UDA)	22,636
Carry forward general activity (UDA)	0
17/18 Contracted orthodontic activity (UOA)	0
Carry forward orthodontic activity (UOA)	0
Baseline contract value	£719,716.81

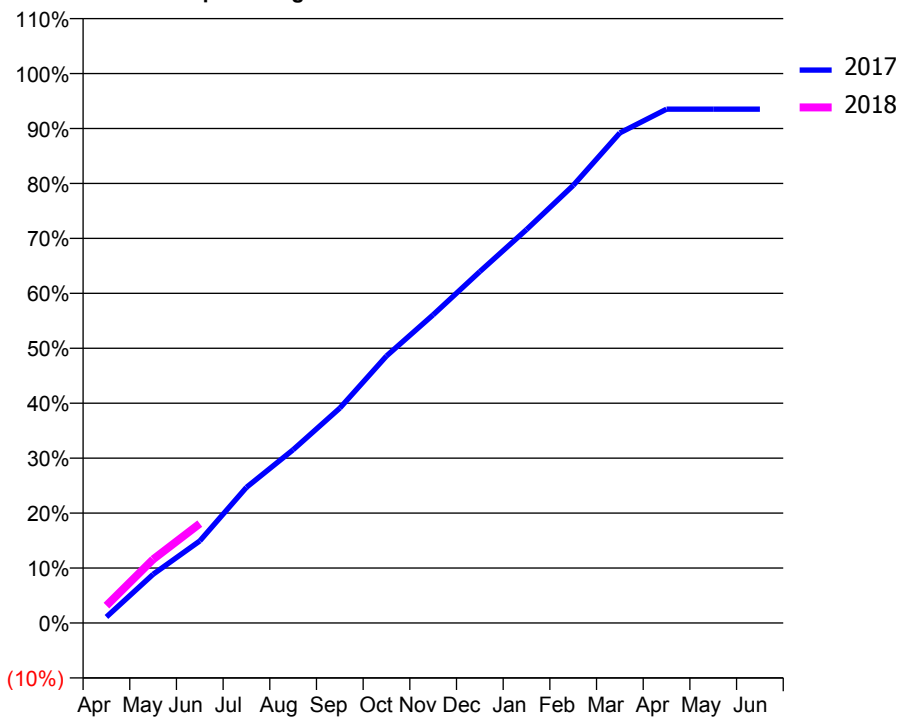
ACCESS*

Patients seen in 24 months	Total	Change since previous quarter
Quarter ending June 2016	7,119	
Quarter ending September 2016	7,119	→
Quarter ending December 2016	7,131	→
Quarter ending March 2017	7,127	→
Quarter ending June 2017	7,155	→
Variance since June 2016	0.5%	→



ACTIVITY

Cumulative percentage of contracted UDA delivered 2017 & 2018



Month	Adjusted Scheduled Activity (UDA)	
	2017	2018
April	249	716
May	2,007	2,624
June	3,380	4,095
July	5,587	
August	7,138	
September	8,849	
October	10,997	
November	12,697	
December	14,478	
January	16,208	
February	18,024	
March	20,190	
April	21,166	
May	21,166	
June	21,166	

QUALITY

	Quantity	Base Number	Contract	AT	Region	England
% of FP17s for the same patient ID Re-attending within 3 months - Children	42	562	7.5%	12.1%	13.0%	12.0%
% of FP17s for the same patient ID Re-attending within 3 months - Adults	321	2,122	15.1%	16.9%	16.6%	16.0%
% of FP17s for the same patient ID Re-attending between 3 & 9 months - Children	349	562	62.1%	57.7%	59.5%	58.0%
% of FP17s for the same patient ID Re-attending between 3 & 9 months - Adults	1,326	2,122	62.5%	51.0%	53.1%	50.9%
% of FP17s for Band 1 Urgent Courses	134	2,235	6.0%	10.6%	9.3%	9.1%
% of FP17s Relating to Free Repair or Replacements	9	2,235	0.4%	0.9%	1.0%	0.8%
% of FP17s Relating to Continuations	59	2,235	2.6%	1.1%	1.3%	1.1%
% of Patients satisfied with the dentistry they have received	5	5	N/A	91.0%	91.9%	91.7%
% of Patients satisfied with the time they had to wait for an appointment	4	5	N/A	87.5%	88.7%	88.0%

* This is based on patients treated on this contract for their most recent course of treatment. Figures in italics indicate the base number of FP17s or Patient Questionnaire responses are less than 100. N/A is shown where the base number of responses is less than 10 during the period. % is calculated as Quantity/Base number*100

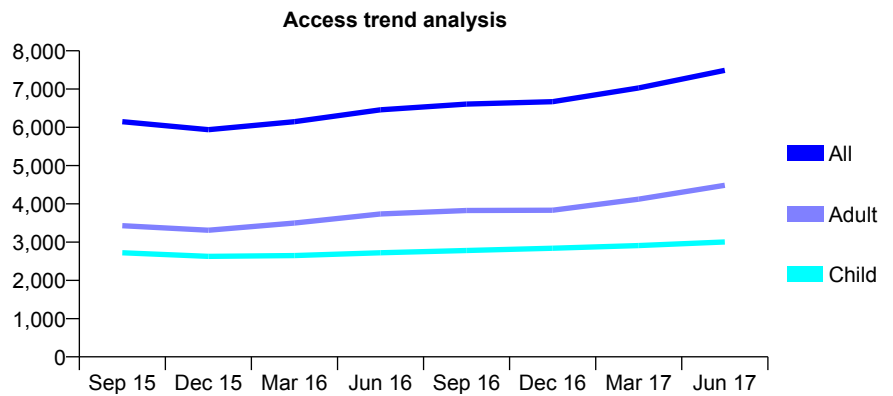
Q46 - Vital Signs At a Glance Contract Report for 156523/0001 - June 2017

Name or company name	Daylesford Associates Limited
Contract type name	GDS Contract
Purpose of contract	General
Contract start date	22/05/2008
Contract end date	

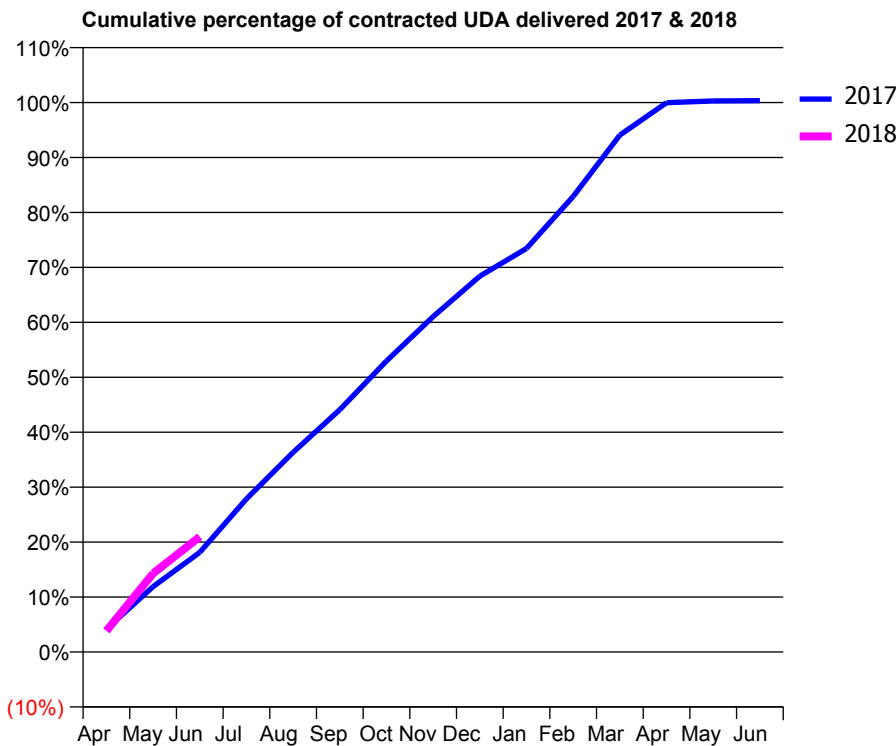
17/18 Contracted general activity (UDA)	21,288
Carry forward general activity (UDA)	0
17/18 Contracted orthodontic activity (UOA)	0
Carry forward orthodontic activity (UOA)	0
Baseline contract value	£587,077.08

ACCESS*

Patients seen in 24 months	Total	Change since previous quarter
Quarter ending June 2016	6,456	
Quarter ending September 2016	6,607	↑
Quarter ending December 2016	6,671	→
Quarter ending March 2017	7,029	↑
Quarter ending June 2017	7,488	↑
Variance since June 2016	16.0%	↑



ACTIVITY



Adjusted Scheduled Activity (UDA)		
Month	2017	2018
April	893	818
May	2,533	3,044
June	3,861	4,466
July	5,933	
August	7,736	
September	9,390	
October	11,274	
November	12,994	
December	14,559	
January	15,633	
February	17,650	
March	20,023	
April	21,283	
May	21,347	
June	21,357	

QUALITY

	Quantity	Base Number	Contract	AT	Region	England
% of FP17s for the same patient ID Re-attending within 3 months - Children	82	1,081	7.6%	12.1%	13.0%	12.0%
% of FP17s for the same patient ID Re-attending within 3 months - Adults	287	1,659	17.3%	16.9%	16.6%	16.0%
% of FP17s for the same patient ID Re-attending between 3 & 9 months - Children	563	1,081	52.1%	57.7%	59.5%	58.0%
% of FP17s for the same patient ID Re-attending between 3 & 9 months - Adults	467	1,659	28.1%	51.0%	53.1%	50.9%
% of FP17s for Band 1 Urgent Courses	320	2,152	14.9%	10.6%	9.3%	9.1%
% of FP17s Relating to Free Repair or Replacements	4	2,152	0.2%	0.9%	1.0%	0.8%
% of FP17s Relating to Continuations	8	2,152	0.4%	1.1%	1.3%	1.1%
% of Patients satisfied with the dentistry they have received	5	7	N/A	91.0%	91.9%	91.7%
% of Patients satisfied with the time they had to wait for an appointment	3	7	N/A	87.5%	88.7%	88.0%

* This is based on patients treated on this contract for their most recent course of treatment. Figures in italics indicate the base number of FP17s or Patient Questionnaire responses are less than 100. N/A is shown where the base number of responses is less than 10 during the period. % is calculated as Quantity/Base number*100

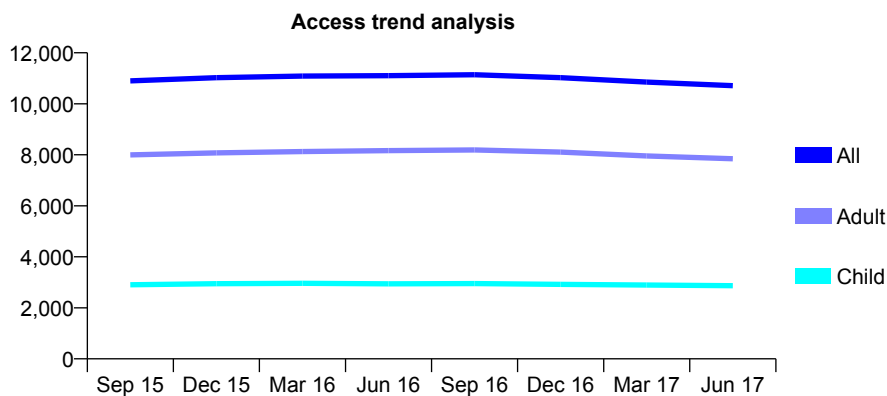
Q46 - Vital Signs At a Glance Contract Report for 158216/0001 - June 2017

Name or company name	Bredbury Dental Practice Ltd
Contract type name	GDS Contract
Purpose of contract	General
Contract start date	01/04/2008
Contract end date	

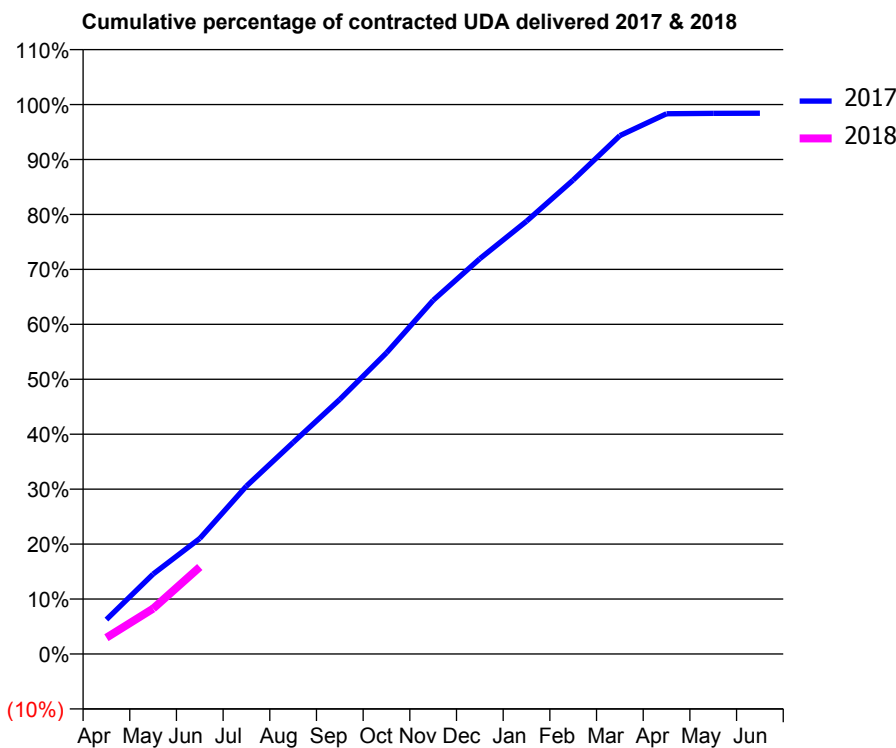
17/18 Contracted general activity (UDA)	29,008
Carry forward general activity (UDA)	0
17/18 Contracted orthodontic activity (UOA)	0
Carry forward orthodontic activity (UOA)	0
Baseline contract value	£830,123.77

ACCESS*

Patients seen in 24 months	Total	Change since previous quarter
Quarter ending June 2016	11,105	
Quarter ending September 2016	11,142	→
Quarter ending December 2016	11,025	↓
Quarter ending March 2017	10,854	↓
Quarter ending June 2017	10,713	↓
Variance since June 2016	(3.5%)	↓



ACTIVITY



Month	Adjusted Scheduled Activity (UDA)	
	2017	2018
April	1,818	862
May	4,219	2,399
June	6,101	4,590
July	8,867	
August	11,167	
September	13,444	
October	15,898	
November	18,675	
December	20,872	
January	22,846	
February	25,022	
March	27,368	
April	28,522	
May	28,541	
June	28,548	

QUALITY

	Quantity	Base Number	Contract	AT	Region	England
% of FP17s for the same patient ID Re-attending within 3 months - Children	71	853	8.3%	12.1%	13.0%	12.0%
% of FP17s for the same patient ID Re-attending within 3 months - Adults	195	1,840	10.6%	16.9%	16.6%	16.0%
% of FP17s for the same patient ID Re-attending between 3 & 9 months - Children	475	853	55.7%	57.7%	59.5%	58.0%
% of FP17s for the same patient ID Re-attending between 3 & 9 months - Adults	870	1,840	47.3%	51.0%	53.1%	50.9%
% of FP17s for Band 1 Urgent Courses	106	2,197	4.8%	10.6%	9.3%	9.1%
% of FP17s Relating to Free Repair or Replacements	13	2,197	0.6%	0.9%	1.0%	0.8%
% of FP17s Relating to Continuations	38	2,197	1.7%	1.1%	1.3%	1.1%
% of Patients satisfied with the dentistry they have received	24	26	92.3%	91.0%	91.9%	91.7%
% of Patients satisfied with the time they had to wait for an appointment	24	26	92.3%	87.5%	88.7%	88.0%

* This is based on patients treated on this contract for their most recent course of treatment. Figures in italics indicate the base number of FP17s or Patient Questionnaire responses are less than 100. N/A is shown where the base number of responses is less than 10 during the period. % is calculated as Quantity/Base number*100

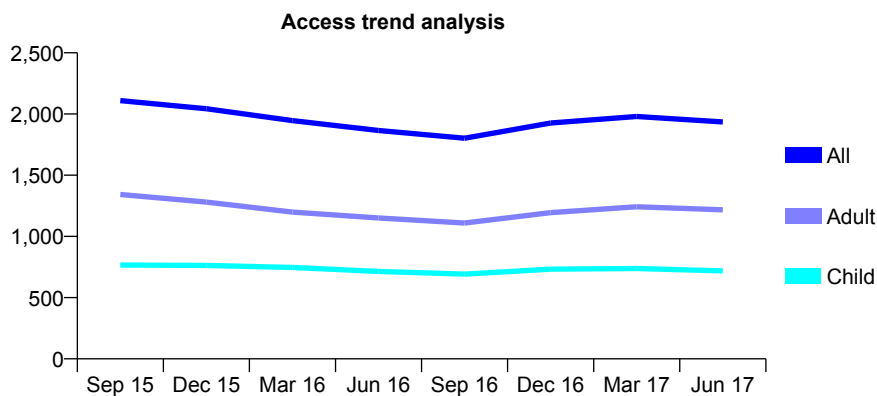
Q46 - Vital Signs At a Glance Contract Report for 158453/0001 - June 2017

Name or company name	Ravat and Ray Dental Care (Pemberton) Lt
Contract type name	GDS Contract
Purpose of contract	General
Contract start date	01/10/2013
Contract end date	

17/18 Contracted general activity (UDA)	6,500
Carry forward general activity (UDA)	0
17/18 Contracted orthodontic activity (UOA)	0
Carry forward orthodontic activity (UOA)	0
Baseline contract value	£195,603.16

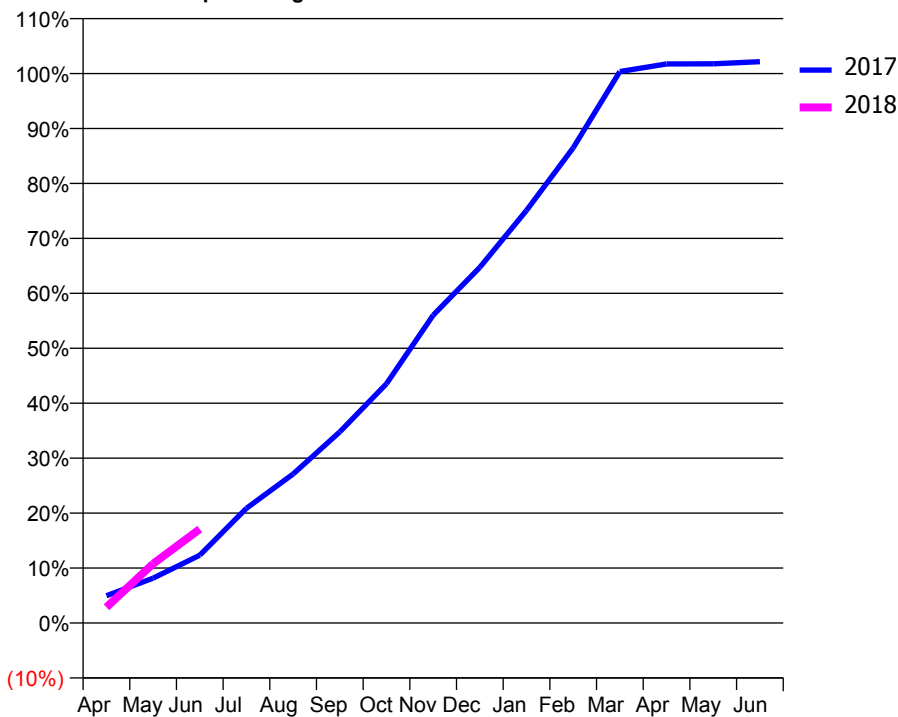
ACCESS*

Patients seen in 24 months	Total	Change since previous quarter
Quarter ending June 2016	1,865	
Quarter ending September 2016	1,802	↓
Quarter ending December 2016	1,927	↑
Quarter ending March 2017	1,980	↑
Quarter ending June 2017	1,935	↓
Variance since June 2016	3.8%	↑



ACTIVITY

Cumulative percentage of contracted UDA delivered 2017 & 2018



Month	Adjusted Scheduled Activity (UDA)	
	2017	2018
April	323	187
May	530	701
June	803	1,111
July	1,358	
August	1,762	
September	2,261	
October	2,831	
November	3,641	
December	4,208	
January	4,882	
February	5,621	
March	6,523	
April	6,612	
May	6,615	
June	6,640	

QUALITY

	Quantity	Base Number	Contract	AT	Region	England
% of FP17s for the same patient ID Re-attending within 3 months - Children	45	282	16.0%	12.1%	13.0%	12.0%
% of FP17s for the same patient ID Re-attending within 3 months - Adults	65	382	17.0%	16.9%	16.6%	16.0%
% of FP17s for the same patient ID Re-attending between 3 & 9 months - Children	201	282	71.3%	57.7%	59.5%	58.0%
% of FP17s for the same patient ID Re-attending between 3 & 9 months - Adults	229	382	59.9%	51.0%	53.1%	50.9%
% of FP17s for Band 1 Urgent Courses	70	618	11.3%	10.6%	9.3%	9.1%
% of FP17s Relating to Free Repair or Replacements	3	618	0.5%	0.9%	1.0%	0.8%
% of FP17s Relating to Continuations	0	618	0.0%	1.1%	1.3%	1.1%
% of Patients satisfied with the dentistry they have received	0	0	N/A	91.0%	91.9%	91.7%
% of Patients satisfied with the time they had to wait for an appointment	0	0	N/A	87.5%	88.7%	88.0%

* This is based on patients treated on this contract for their most recent course of treatment. Figures in italics indicate the base number of FP17s or Patient Questionnaire responses are less than 100. N/A is shown where the base number of responses is less than 10 during the period. % is calculated as Quantity/Base number*100

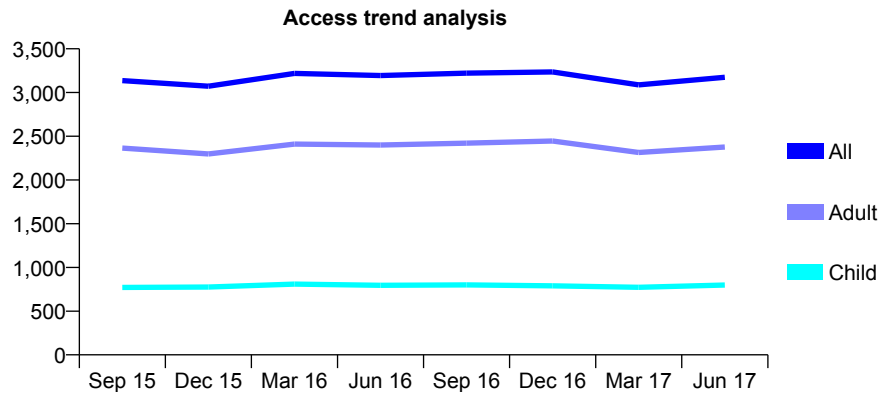
Q46 - Vital Signs At a Glance Contract Report for 158550/0001 - June 2017

Name or company name	Pearl Smile Limited
Contract type name	GDS Contract
Purpose of contract	General
Contract start date	01/03/2010
Contract end date	

17/18 Contracted general activity (UDA)	9,882
Carry forward general activity (UDA)	0
17/18 Contracted orthodontic activity (UOA)	0
Carry forward orthodontic activity (UOA)	0
Baseline contract value	£267,199.61

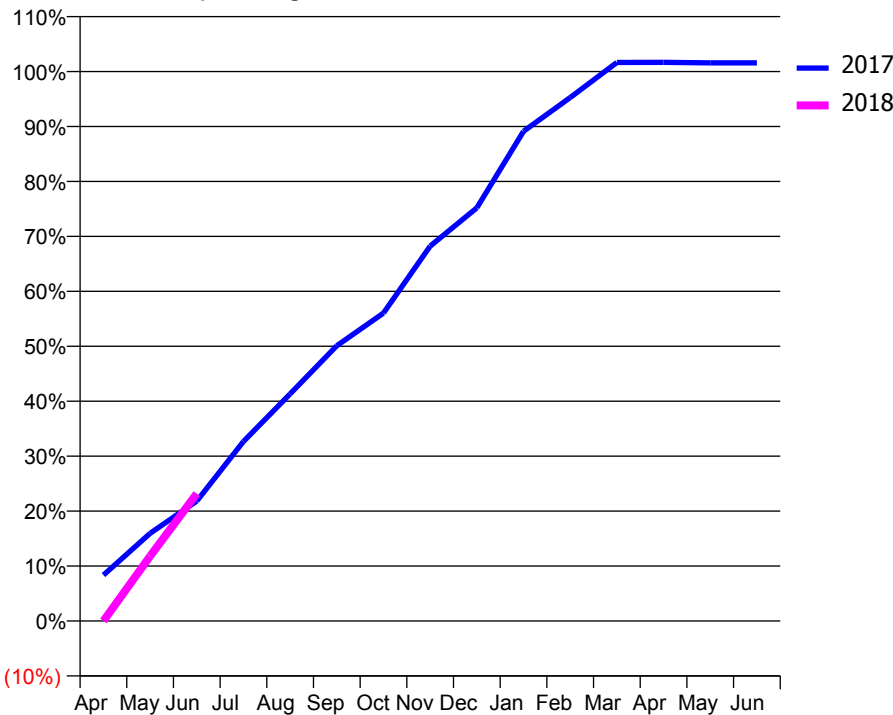
ACCESS*

Patients seen in 24 months	Total	Change since previous quarter
Quarter ending June 2016	3,194	
Quarter ending September 2016	3,221	→
Quarter ending December 2016	3,235	→
Quarter ending March 2017	3,087	↓
Quarter ending June 2017	3,175	↑
Variance since June 2016	(0.6%)	→



ACTIVITY

Cumulative percentage of contracted UDA delivered 2017 & 2018



Month	Adjusted Scheduled Activity (UDA)	
	2017	2018
April	826	0
May	1,577	1,166
June	2,157	2,292
July	3,229	
August	4,086	
September	4,950	
October	5,539	
November	6,742	
December	7,431	
January	8,806	
February	9,413	
March	10,044	
April	10,048	
May	10,038	
June	10,038	

QUALITY

	Quantity	Base Number	Contract	AT	Region	England
% of FP17s for the same patient ID Re-attending within 3 months - Children	13	206	6.3%	12.1%	13.0%	12.0%
% of FP17s for the same patient ID Re-attending within 3 months - Adults	81	598	13.5%	16.9%	16.6%	16.0%
% of FP17s for the same patient ID Re-attending between 3 & 9 months - Children	84	206	40.8%	57.7%	59.5%	58.0%
% of FP17s for the same patient ID Re-attending between 3 & 9 months - Adults	270	598	45.2%	51.0%	53.1%	50.9%
% of FP17s for Band 1 Urgent Courses	64	800	8.0%	10.6%	9.3%	9.1%
% of FP17s Relating to Free Repair or Replacements	2	800	0.3%	0.9%	1.0%	0.8%
% of FP17s Relating to Continuations	2	800	0.3%	1.1%	1.3%	1.1%
% of Patients satisfied with the dentistry they have received	1	1	N/A	91.0%	91.9%	91.7%
% of Patients satisfied with the time they had to wait for an appointment	1	1	N/A	87.5%	88.7%	88.0%

* This is based on patients treated on this contract for their most recent course of treatment. Figures in italics indicate the base number of FP17s or Patient Questionnaire responses are less than 100. N/A is shown where the base number of responses is less than 10 during the period. % is calculated as Quantity/Base number*100

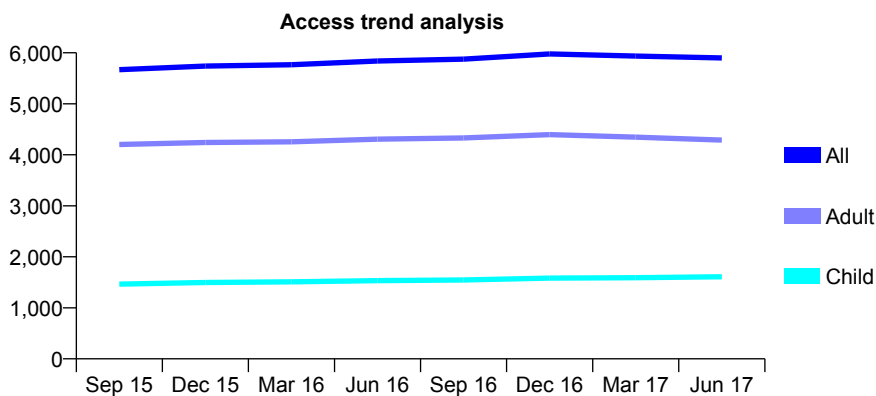
Q46 - Vital Signs At a Glance Contract Report for 158674/0001 - June 2017

Name or company name	IDH 418 Limited
Contract type name	GDS Contract
Purpose of contract	General
Contract start date	01/10/2008
Contract end date	

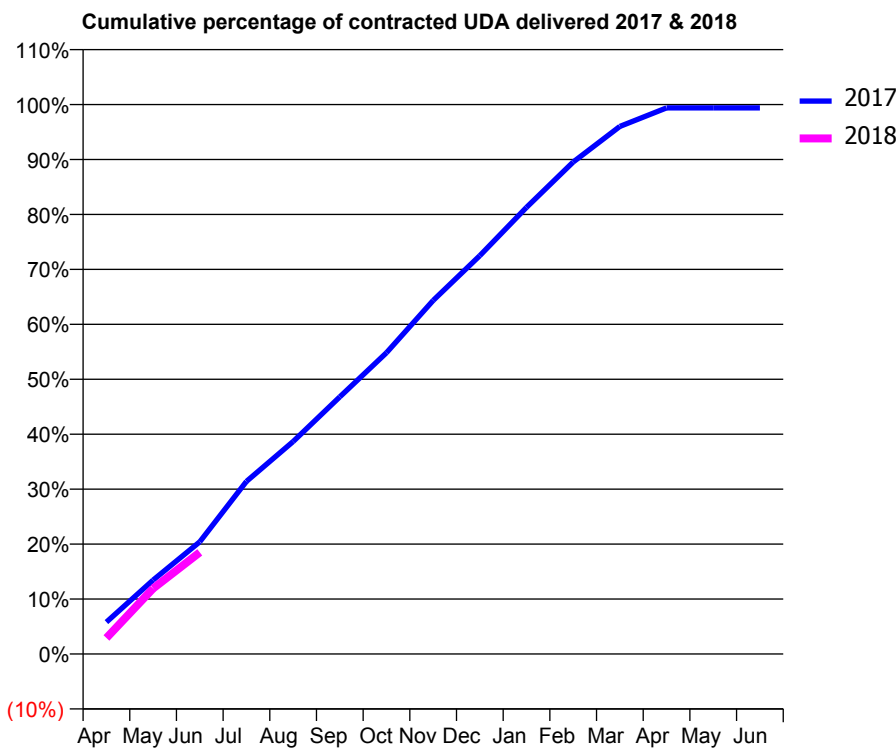
17/18 Contracted general activity (UDA)	15,889
Carry forward general activity (UDA)	0
17/18 Contracted orthodontic activity (UOA)	0
Carry forward orthodontic activity (UOA)	0
Baseline contract value	£563,566.41

ACCESS*

Patients seen in 24 months	Total	Change since previous quarter
Quarter ending June 2016	5,840	
Quarter ending September 2016	5,876	→
Quarter ending December 2016	5,979	→
Quarter ending March 2017	5,936	→
Quarter ending June 2017	5,899	→
Variance since June 2016	1.0%	→



ACTIVITY



Month	Adjusted Scheduled Activity (UDA)	
	2017	2018
April	923	465
May	2,139	1,896
June	3,243	2,940
July	4,990	
August	6,143	
September	7,436	
October	8,710	
November	10,222	
December	11,520	
January	12,915	
February	14,226	
March	15,257	
April	15,791	
May	15,791	
June	15,791	

QUALITY

	Quantity	Base Number	Contract	AT	Region	England
% of FP17s for the same patient ID Re-attending within 3 months - Children	31	454	6.8%	12.1%	13.0%	12.0%
% of FP17s for the same patient ID Re-attending within 3 months - Adults	101	1,139	8.9%	16.9%	16.6%	16.0%
% of FP17s for the same patient ID Re-attending between 3 & 9 months - Children	219	454	48.2%	57.7%	59.5%	58.0%
% of FP17s for the same patient ID Re-attending between 3 & 9 months - Adults	556	1,139	48.8%	51.0%	53.1%	50.9%
% of FP17s for Band 1 Urgent Courses	37	1,335	2.8%	10.6%	9.3%	9.1%
% of FP17s Relating to Free Repair or Replacements	18	1,335	1.3%	0.9%	1.0%	0.8%
% of FP17s Relating to Continuations	23	1,335	1.7%	1.1%	1.3%	1.1%
% of Patients satisfied with the dentistry they have received	1	1	N/A	91.0%	91.9%	91.7%
% of Patients satisfied with the time they had to wait for an appointment	1	1	N/A	87.5%	88.7%	88.0%

* This is based on patients treated on this contract for their most recent course of treatment. Figures in italics indicate the base number of FP17s or Patient Questionnaire responses are less than 100. N/A is shown where the base number of responses is less than 10 during the period. % is calculated as Quantity/Base number*100

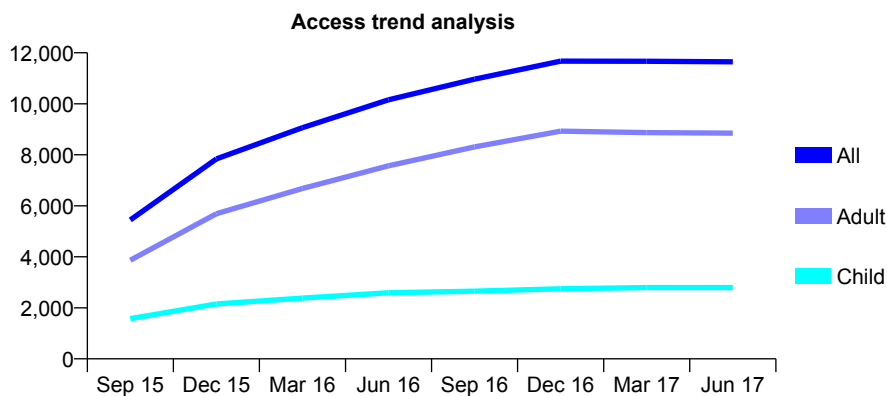
Q46 - Vital Signs At a Glance Contract Report for 160059/0001 - June 2017

Name or company name	REVIVE DENTAL CARE LIMITED
Contract type name	Pilot Contract
Purpose of contract	General
Contract start date	01/01/2015
Contract end date	

17/18 Contracted general activity (UDA)	28,580
Carry forward general activity (UDA)	0
17/18 Contracted orthodontic activity (UOA)	0
Carry forward orthodontic activity (UOA)	0
Baseline contract value	£1,005,797.22

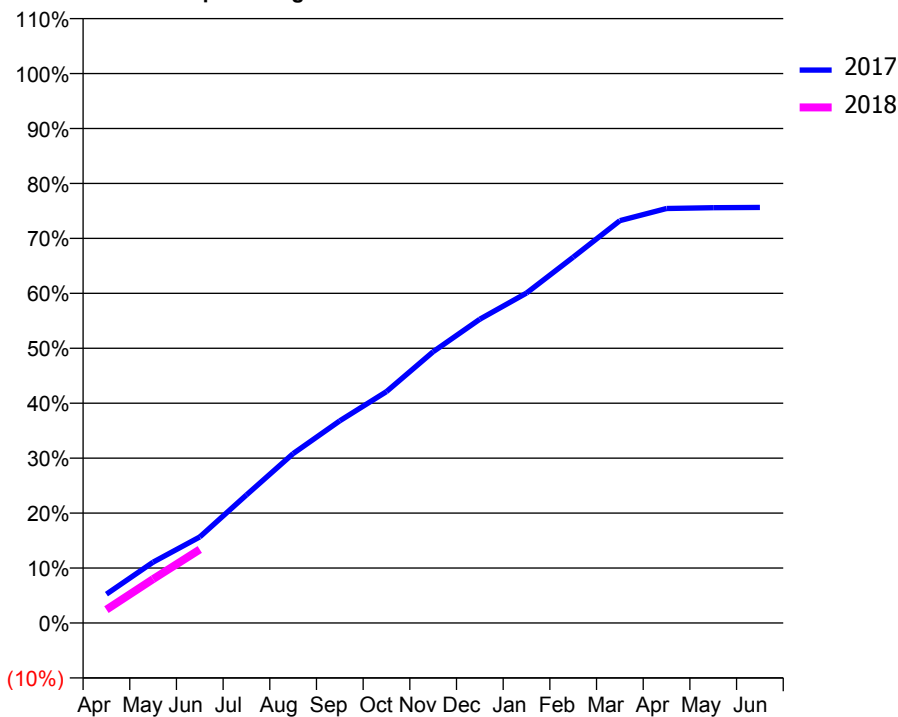
ACCESS*

Patients seen in 24 months	Total	Change since previous quarter
Quarter ending June 2016	10,158	
Quarter ending September 2016	10,966	↑
Quarter ending December 2016	11,674	↑
Quarter ending March 2017	11,666	→
Quarter ending June 2017	11,647	→
Variance since June 2016	14.7%	↑



ACTIVITY

Cumulative percentage of contracted UDA delivered 2017 & 2018



Month	Adjusted Scheduled Activity (UDA)	
	2017	2018
April	1,502	699
May	3,168	2,282
June	4,478	3,825
July	6,661	
August	8,814	
September	10,516	
October	12,037	
November	14,110	
December	15,800	
January	17,165	
February	19,027	
March	20,930	
April	21,556	
May	21,598	
June	21,614	

QUALITY

	Quantity	Base Number	Contract	AT	Region	England
% of FP17s for the same patient ID Re-attending within 3 months - Children	27	733	3.7%	12.1%	13.0%	12.0%
% of FP17s for the same patient ID Re-attending within 3 months - Adults	240	1,782	13.5%	16.9%	16.6%	16.0%
% of FP17s for the same patient ID Re-attending between 3 & 9 months - Children	319	733	43.5%	57.7%	59.5%	58.0%
% of FP17s for the same patient ID Re-attending between 3 & 9 months - Adults	363	1,782	20.4%	51.0%	53.1%	50.9%
% of FP17s for Band 1 Urgent Courses	435	2,038	21.3%	10.6%	9.3%	9.1%
% of FP17s Relating to Free Repair or Replacements	4	2,038	0.2%	0.9%	1.0%	0.8%
% of FP17s Relating to Continuations	0	2,038	0.0%	1.1%	1.3%	1.1%
% of Patients satisfied with the dentistry they have received	3	3	N/A	91.0%	91.9%	91.7%
% of Patients satisfied with the time they had to wait for an appointment	2	3	N/A	87.5%	88.7%	88.0%

* This is based on patients treated on this contract for their most recent course of treatment. Figures in italics indicate the base number of FP17s or Patient Questionnaire responses are less than 100. N/A is shown where the base number of responses is less than 10 during the period. % is calculated as Quantity/Base number*100

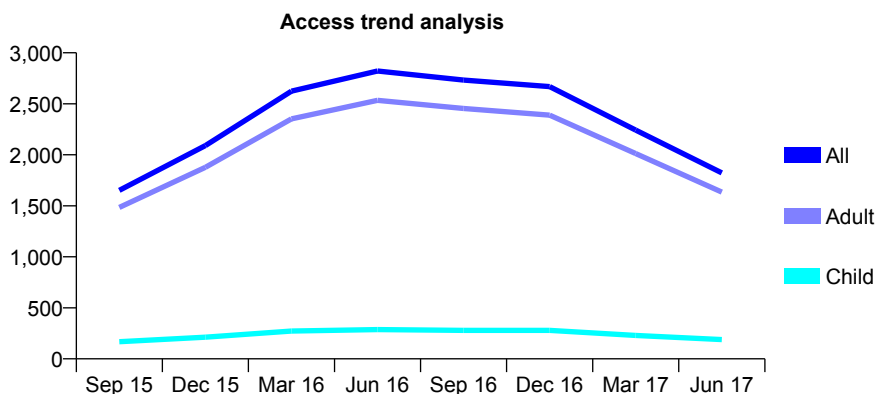
Q46 - Vital Signs At a Glance Contract Report for 160059/0004 - June 2017

Name or company name	REVIVE DENTAL CARE LIMITED
Contract type name	PDS Contract
Purpose of contract	General
Contract start date	01/01/2015
Contract end date	31/03/2018

17/18 Contracted general activity (UDA)	918
Carry forward general activity (UDA)	0
17/18 Contracted orthodontic activity (UOA)	0
Carry forward orthodontic activity (UOA)	0
Baseline contract value	£50,350.00

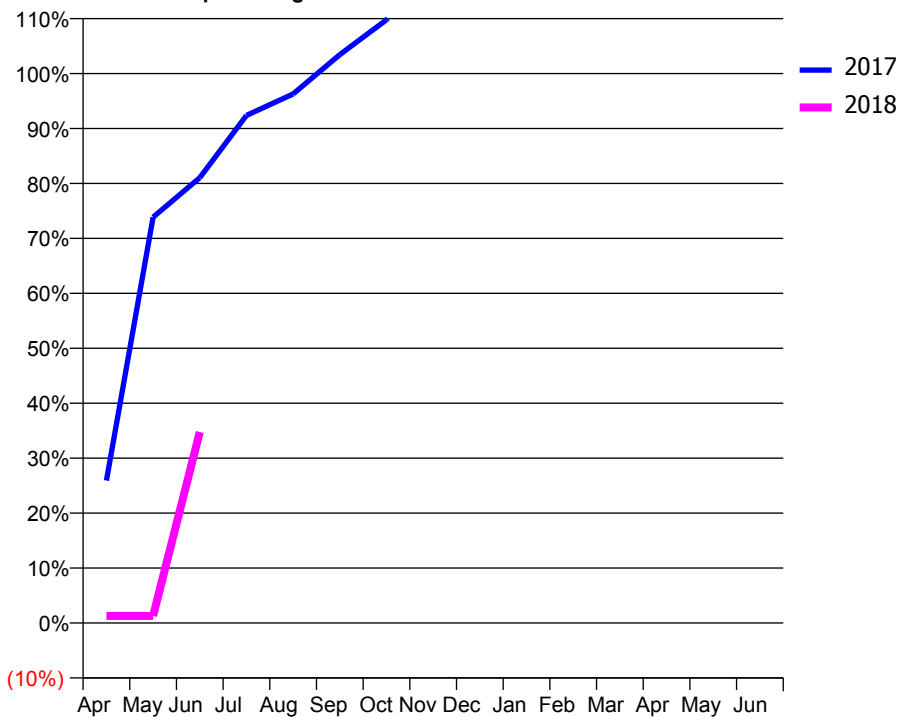
ACCESS*

Patients seen in 24 months	Total	Change since previous quarter
Quarter ending June 2016	2,821	
Quarter ending September 2016	2,733	↓
Quarter ending December 2016	2,668	↓
Quarter ending March 2017	2,243	↓
Quarter ending June 2017	1,823	↓
Variance since June 2016	(35.4%)	↓



ACTIVITY

Cumulative percentage of contracted UDA delivered 2017 & 2018



Adjusted Scheduled Activity (UDA)		
Month	2017	2018
April	238	12
May	678	12
June	744	319
July	848	
August	884	
September	950	
October	1,008	
November	1,084	
December	1,218	
January	1,270	
February	1,482	
March	1,482	
April	1,497	
May	1,497	
June	1,508	

QUALITY

	Quantity	Base Number	Contract	AT	Region	England
% of FP17s for the same patient ID Re-attending within 3 months - Children	0	12	0.0%	12.1%	13.0%	12.0%
% of FP17s for the same patient ID Re-attending within 3 months - Adults	3	87	3.4%	16.9%	16.6%	16.0%
% of FP17s for the same patient ID Re-attending between 3 & 9 months - Children	0	12	0.0%	57.7%	59.5%	58.0%
% of FP17s for the same patient ID Re-attending between 3 & 9 months - Adults	2	87	2.3%	51.0%	53.1%	50.9%
% of FP17s for Band 1 Urgent Courses	6	91	6.6%	10.6%	9.3%	9.1%
% of FP17s Relating to Free Repair or Replacements	0	91	0.0%	0.9%	1.0%	0.8%
% of FP17s Relating to Continuations	0	91	0.0%	1.1%	1.3%	1.1%
% of Patients satisfied with the dentistry they have received	0	0	N/A	91.0%	91.9%	91.7%
% of Patients satisfied with the time they had to wait for an appointment	0	0	N/A	87.5%	88.7%	88.0%

* This is based on patients treated on this contract for their most recent course of treatment. Figures in italics indicate the base number of FP17s or Patient Questionnaire responses are less than 100. N/A is shown where the base number of responses is less than 10 during the period. % is calculated as Quantity/Base number*100

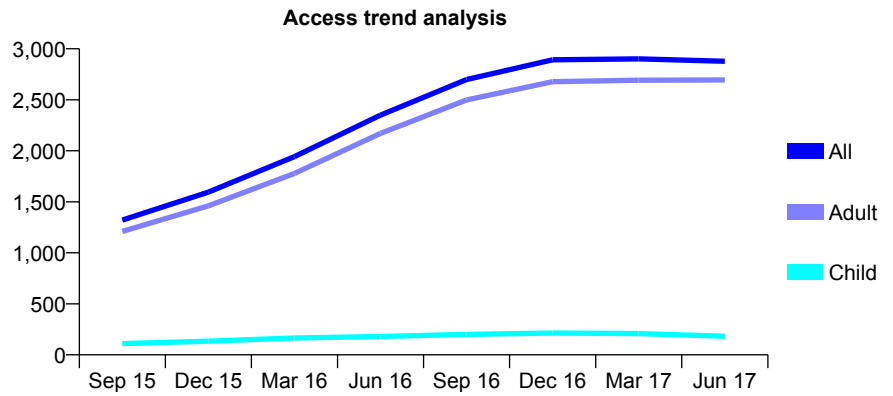
Q46 - Vital Signs At a Glance Contract Report for 160059/0005 - June 2017

Name or company name	REVIVE DENTAL CARE LIMITED
Contract type name	PDS Contract
Purpose of contract	General
Contract start date	01/01/2015
Contract end date	31/03/2018

17/18 Contracted general activity (UDA)	4,800
Carry forward general activity (UDA)	0
17/18 Contracted orthodontic activity (UOA)	0
Carry forward orthodontic activity (UOA)	0
Baseline contract value	£151,343.31

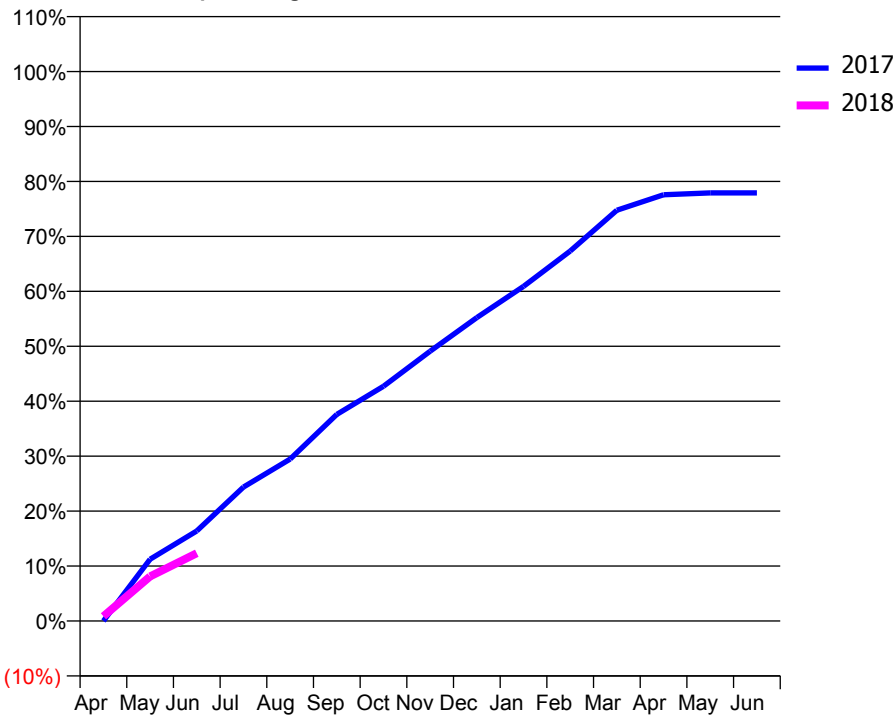
ACCESS*

Patients seen in 24 months	Total	Change since previous quarter
Quarter ending June 2016	2,350	
Quarter ending September 2016	2,699	↑
Quarter ending December 2016	2,892	↑
Quarter ending March 2017	2,901	→
Quarter ending June 2017	2,878	→
Variance since June 2016	22.5%	↑



ACTIVITY

Cumulative percentage of contracted UDA delivered 2017 & 2018



Month	Adjusted Scheduled Activity (UDA)	
	2017	2018
April	0	41
May	540	389
June	787	592
July	1,170	
August	1,414	
September	1,805	
October	2,051	
November	2,357	
December	2,651	
January	2,923	
February	3,232	
March	3,588	
April	3,724	
May	3,740	
June	3,740	

QUALITY

	Quantity	Base Number	Contract	AT	Region	England
% of FP17s for the same patient ID Re-attending within 3 months - Children	3	33	9.1%	12.1%	13.0%	12.0%
% of FP17s for the same patient ID Re-attending within 3 months - Adults	46	587	7.8%	16.9%	16.6%	16.0%
% of FP17s for the same patient ID Re-attending between 3 & 9 months - Children	3	33	9.1%	57.7%	59.5%	58.0%
% of FP17s for the same patient ID Re-attending between 3 & 9 months - Adults	23	587	3.9%	51.0%	53.1%	50.9%
% of FP17s for Band 1 Urgent Courses	491	493	99.6%	10.6%	9.3%	9.1%
% of FP17s Relating to Free Repair or Replacements	0	493	0.0%	0.9%	1.0%	0.8%
% of FP17s Relating to Continuations	0	493	0.0%	1.1%	1.3%	1.1%
% of Patients satisfied with the dentistry they have received	1	1	N/A	91.0%	91.9%	91.7%
% of Patients satisfied with the time they had to wait for an appointment	1	1	N/A	87.5%	88.7%	88.0%

* This is based on patients treated on this contract for their most recent course of treatment. Figures in italics indicate the base number of FP17s or Patient Questionnaire responses are less than 100. N/A is shown where the base number of responses is less than 10 during the period. % is calculated as Quantity/Base number*100

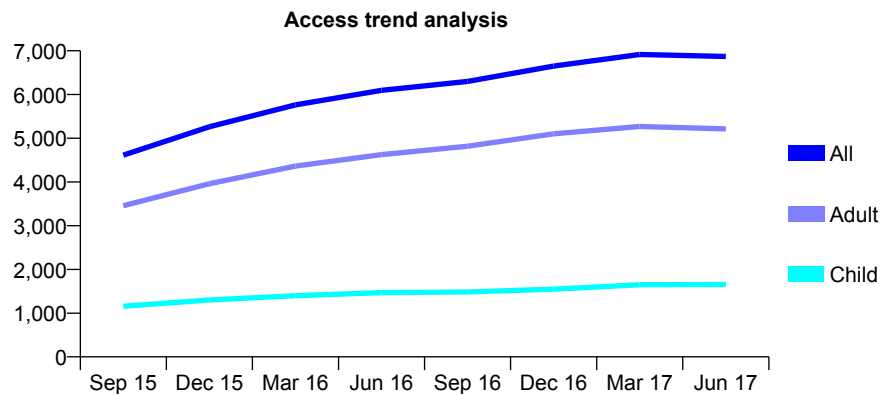
Q46 - Vital Signs At a Glance Contract Report for 160059/0007 - June 2017

Name or company name	REVIVE DENTAL CARE LIMITED
Contract type name	GDS Contract
Purpose of contract	General
Contract start date	01/01/2015
Contract end date	

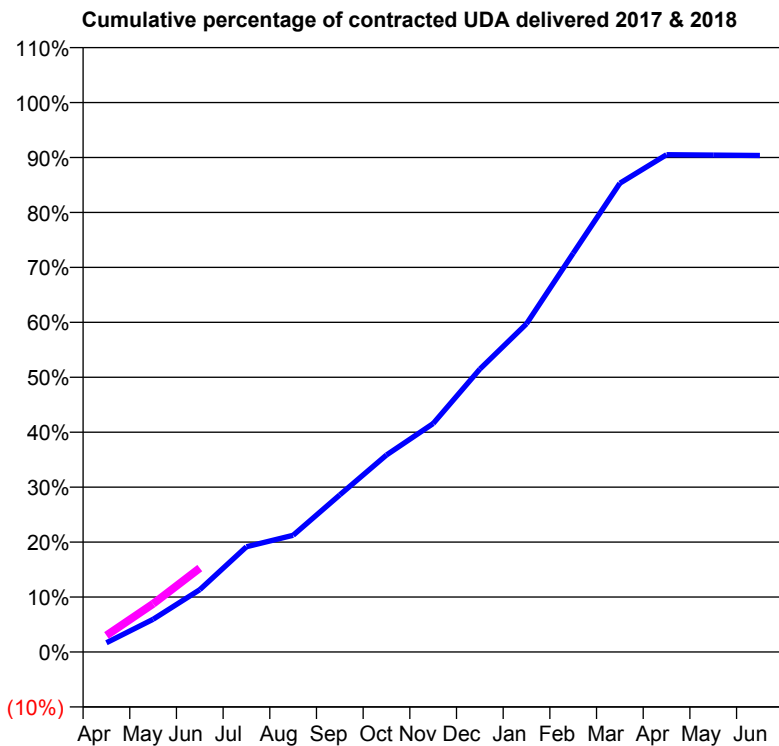
17/18 Contracted general activity (UDA)	20,000
Carry forward general activity (UDA)	0
17/18 Contracted orthodontic activity (UOA)	0
Carry forward orthodontic activity (UOA)	0
Baseline contract value	£488,945.07

ACCESS*

Patients seen in 24 months	Total	Change since previous quarter
Quarter ending June 2016	6,096	
Quarter ending September 2016	6,301	↑
Quarter ending December 2016	6,651	↑
Quarter ending March 2017	6,917	↑
Quarter ending June 2017	6,870	→
Variance since June 2016	12.7%	↑



ACTIVITY



Adjusted Scheduled Activity (UDA)		
Month	2017	2018
April	335	606
May	1,194	1,756
June	2,271	3,055
July	3,833	
August	4,251	
September	5,720	
October	7,171	
November	8,318	
December	10,295	
January	11,948	
February	14,513	
March	17,063	
April	18,102	
May	18,088	
June	18,072	

QUALITY

	Quantity	Base Number	Contract	AT	Region	England
% of FP17s for the same patient ID Re-attending within 3 months - Children	41	521	7.9%	12.1%	13.0%	12.0%
% of FP17s for the same patient ID Re-attending within 3 months - Adults	227	1,416	16.0%	16.9%	16.6%	16.0%
% of FP17s for the same patient ID Re-attending between 3 & 9 months - Children	305	521	58.5%	57.7%	59.5%	58.0%
% of FP17s for the same patient ID Re-attending between 3 & 9 months - Adults	619	1,416	43.7%	51.0%	53.1%	50.9%
% of FP17s for Band 1 Urgent Courses	184	1,480	12.4%	10.6%	9.3%	9.1%
% of FP17s Relating to Free Repair or Replacements	19	1,480	1.3%	0.9%	1.0%	0.8%
% of FP17s Relating to Continuations	4	1,480	0.3%	1.1%	1.3%	1.1%
% of Patients satisfied with the dentistry they have received	11	14	78.6%	91.0%	91.9%	91.7%
% of Patients satisfied with the time they had to wait for an appointment	13	14	92.9%	87.5%	88.7%	88.0%

* This is based on patients treated on this contract for their most recent course of treatment. Figures in italics indicate the base number of FP17s or Patient Questionnaire responses are less than 100. N/A is shown where the base number of responses is less than 10 during the period. % is calculated as Quantity/Base number*100

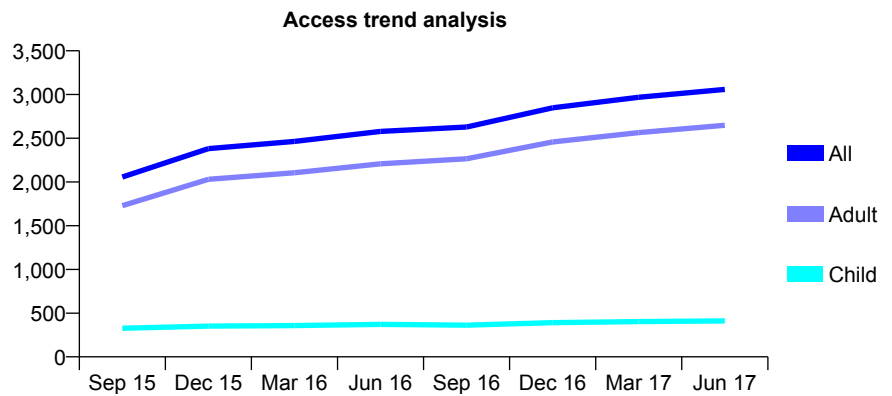
Q46 - Vital Signs At a Glance Contract Report for 160059/0008 - June 2017

Name or company name	REVIVE DENTAL CARE LIMITED
Contract type name	GDS Contract
Purpose of contract	General
Contract start date	01/01/2015
Contract end date	

17/18 Contracted general activity (UDA)	8,032
Carry forward general activity (UDA)	0
17/18 Contracted orthodontic activity (UOA)	0
Carry forward orthodontic activity (UOA)	0
Baseline contract value	£265,522.39

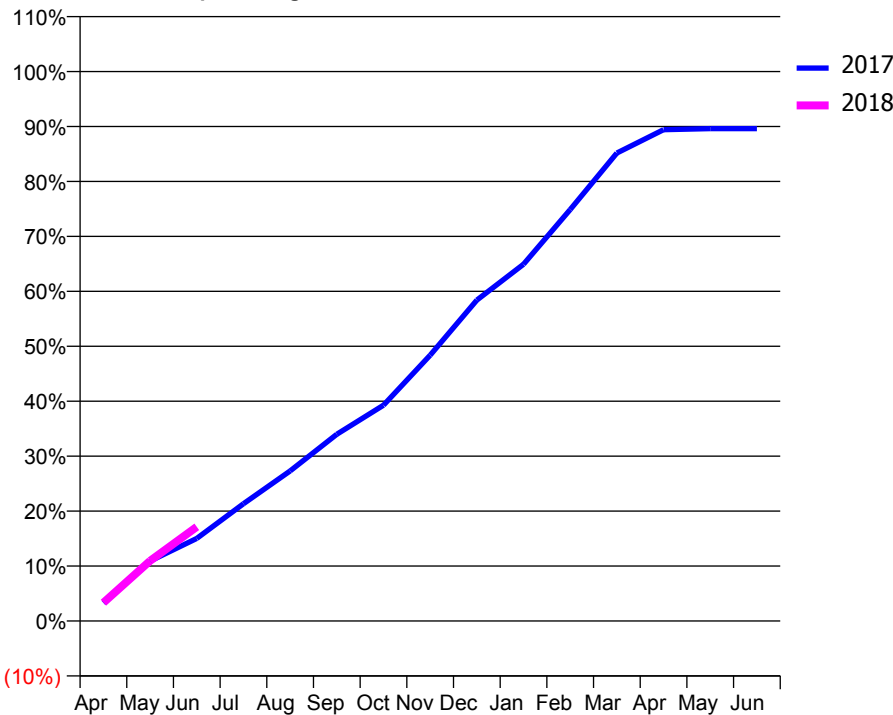
ACCESS*

Patients seen in 24 months	Total	Change since previous quarter
Quarter ending June 2016	2,578	
Quarter ending September 2016	2,628	→
Quarter ending December 2016	2,848	↑
Quarter ending March 2017	2,968	↑
Quarter ending June 2017	3,059	↑
Variance since June 2016	18.7%	↑



ACTIVITY

Cumulative percentage of contracted UDA delivered 2017 & 2018



Month	Adjusted Scheduled Activity (UDA)	
	2017	2018
April	265	268
May	876	880
June	1,208	1,378
July	1,715	
August	2,193	
September	2,730	
October	3,156	
November	3,885	
December	4,691	
January	5,215	
February	6,013	
March	6,841	
April	7,181	
May	7,197	
June	7,196	

QUALITY

	Quantity	Base Number	Contract	AT	Region	England
% of FP17s for the same patient ID Re-attending within 3 months - Children	10	111	9.0%	12.1%	13.0%	12.0%
% of FP17s for the same patient ID Re-attending within 3 months - Adults	131	713	18.4%	16.9%	16.6%	16.0%
% of FP17s for the same patient ID Re-attending between 3 & 9 months - Children	45	111	40.5%	57.7%	59.5%	58.0%
% of FP17s for the same patient ID Re-attending between 3 & 9 months - Adults	210	713	29.5%	51.0%	53.1%	50.9%
% of FP17s for Band 1 Urgent Courses	135	665	20.3%	10.6%	9.3%	9.1%
% of FP17s Relating to Free Repair or Replacements	1	665	0.2%	0.9%	1.0%	0.8%
% of FP17s Relating to Continuations	0	665	0.0%	1.1%	1.3%	1.1%
% of Patients satisfied with the dentistry they have received	3	3	N/A	91.0%	91.9%	91.7%
% of Patients satisfied with the time they had to wait for an appointment	3	3	N/A	87.5%	88.7%	88.0%

* This is based on patients treated on this contract for their most recent course of treatment. Figures in italics indicate the base number of FP17s or Patient Questionnaire responses are less than 100. N/A is shown where the base number of responses is less than 10 during the period. % is calculated as Quantity/Base number*100

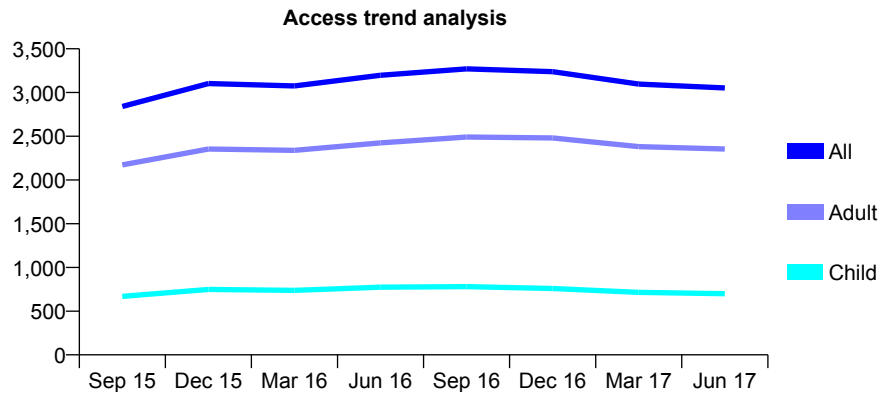
Q46 - Vital Signs At a Glance Contract Report for 160288/0001 - June 2017

Name or company name	Allan Dental Practice
Contract type name	GDS Contract
Purpose of contract	General
Contract start date	01/09/2012
Contract end date	

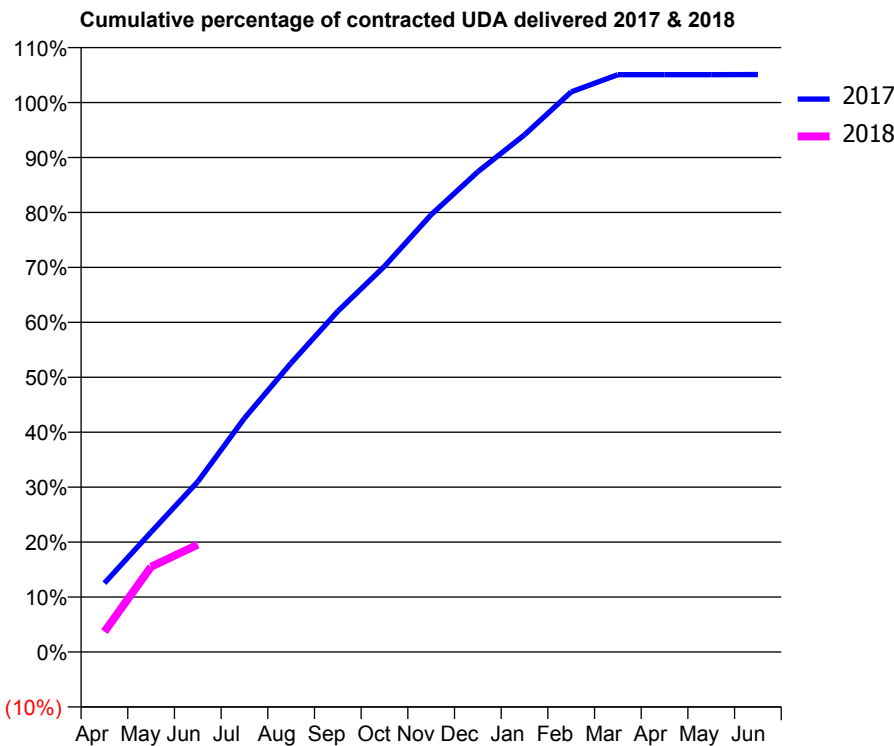
17/18 Contracted general activity (UDA)	9,486
Carry forward general activity (UDA)	0
17/18 Contracted orthodontic activity (UOA)	0
Carry forward orthodontic activity (UOA)	0
Baseline contract value	£311,766.01

ACCESS*

Patients seen in 24 months	Total	Change since previous quarter
Quarter ending June 2016	3,198	
Quarter ending September 2016	3,271	↑
Quarter ending December 2016	3,239	→
Quarter ending March 2017	3,097	↓
Quarter ending June 2017	3,053	↓
Variance since June 2016	(4.5%)	↓



ACTIVITY



Month	Adjusted Scheduled Activity (UDA)	
	2017	2018
April	1,189	351
May	2,071	1,473
June	2,940	1,854
July	4,037	
August	4,989	
September	5,884	
October	6,659	
November	7,550	
December	8,289	
January	8,927	
February	9,669	
March	9,966	
April	9,967	
May	9,967	
June	9,968	

QUALITY

	Quantity	Base Number	Contract	AT	Region	England
% of FP17s for the same patient ID Re-attending within 3 months - Children	11	211	5.2%	12.1%	13.0%	12.0%
% of FP17s for the same patient ID Re-attending within 3 months - Adults	67	664	10.1%	16.9%	16.6%	16.0%
% of FP17s for the same patient ID Re-attending between 3 & 9 months - Children	147	211	69.7%	57.7%	59.5%	58.0%
% of FP17s for the same patient ID Re-attending between 3 & 9 months - Adults	417	664	62.8%	51.0%	53.1%	50.9%
% of FP17s for Band 1 Urgent Courses	116	873	13.3%	10.6%	9.3%	9.1%
% of FP17s Relating to Free Repair or Replacements	0	873	0.0%	0.9%	1.0%	0.8%
% of FP17s Relating to Continuations	1	873	0.1%	1.1%	1.3%	1.1%
% of Patients satisfied with the dentistry they have received	3	3	N/A	91.0%	91.9%	91.7%
% of Patients satisfied with the time they had to wait for an appointment	3	3	N/A	87.5%	88.7%	88.0%

* This is based on patients treated on this contract for their most recent course of treatment. Figures in italics indicate the base number of FP17s or Patient Questionnaire responses are less than 100. N/A is shown where the base number of responses is less than 10 during the period. % is calculated as Quantity/Base number*100

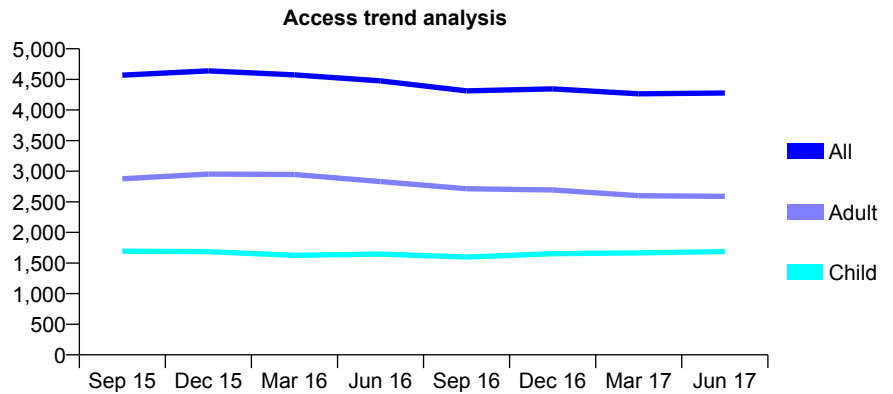
Q46 - Vital Signs At a Glance Contract Report for 160717/0001 - June 2017

Name or company name	Archway (Manchester) Ltd
Contract type name	GDS Contract
Purpose of contract	General
Contract start date	01/11/2013
Contract end date	

17/18 Contracted general activity (UDA)	11,850
Carry forward general activity (UDA)	0
17/18 Contracted orthodontic activity (UOA)	0
Carry forward orthodontic activity (UOA)	0
Baseline contract value	£428,996.15

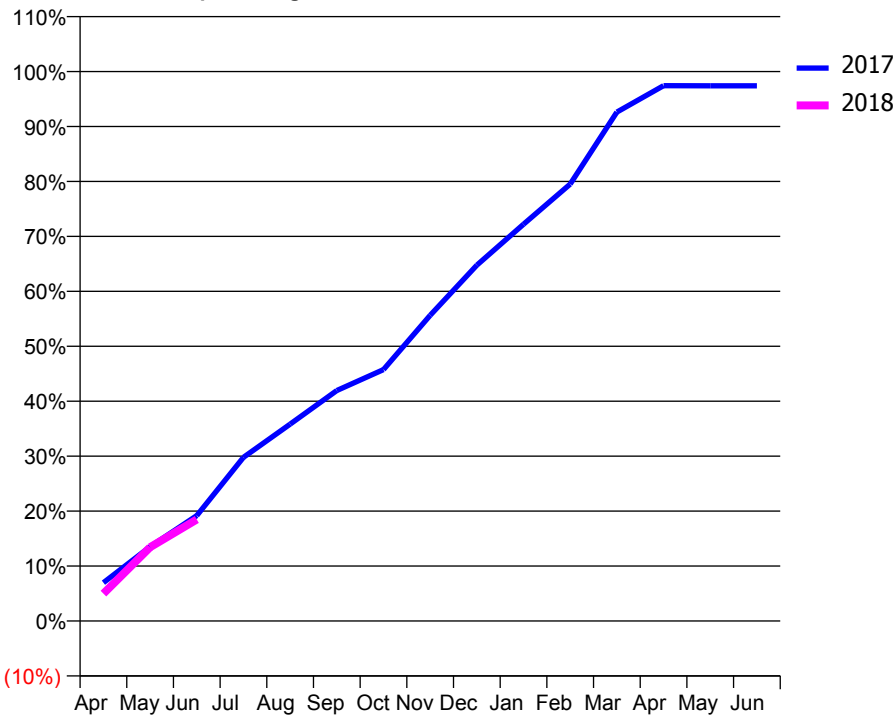
ACCESS*

Patients seen in 24 months	Total	Change since previous quarter
Quarter ending June 2016	4,477	
Quarter ending September 2016	4,313	↓
Quarter ending December 2016	4,345	→
Quarter ending March 2017	4,265	↓
Quarter ending June 2017	4,278	→
Variance since June 2016	(4.4%)	↓



ACTIVITY

Cumulative percentage of contracted UDA delivered 2017 & 2018



Month	Adjusted Scheduled Activity (UDA)	
	2017	2018
April	827	592
May	1,605	1,591
June	2,273	2,189
July	3,529	
August	4,246	
September	4,971	
October	5,423	
November	6,592	
December	7,675	
January	8,556	
February	9,421	
March	10,975	
April	11,545	
May	11,541	
June	11,541	

QUALITY

	Quantity	Base Number	Contract	AT	Region	England
% of FP17s for the same patient ID Re-attending within 3 months - Children	85	578	14.7%	12.1%	13.0%	12.0%
% of FP17s for the same patient ID Re-attending within 3 months - Adults	147	709	20.7%	16.9%	16.6%	16.0%
% of FP17s for the same patient ID Re-attending between 3 & 9 months - Children	285	578	49.3%	57.7%	59.5%	58.0%
% of FP17s for the same patient ID Re-attending between 3 & 9 months - Adults	232	709	32.7%	51.0%	53.1%	50.9%
% of FP17s for Band 1 Urgent Courses	112	1,027	10.9%	10.6%	9.3%	9.1%
% of FP17s Relating to Free Repair or Replacements	1	1,027	0.1%	0.9%	1.0%	0.8%
% of FP17s Relating to Continuations	5	1,027	0.5%	1.1%	1.3%	1.1%
% of Patients satisfied with the dentistry they have received	1	1	N/A	91.0%	91.9%	91.7%
% of Patients satisfied with the time they had to wait for an appointment	1	1	N/A	87.5%	88.7%	88.0%

* This is based on patients treated on this contract for their most recent course of treatment. Figures in italics indicate the base number of FP17s or Patient Questionnaire responses are less than 100. N/A is shown where the base number of responses is less than 10 during the period. % is calculated as Quantity/Base number*100

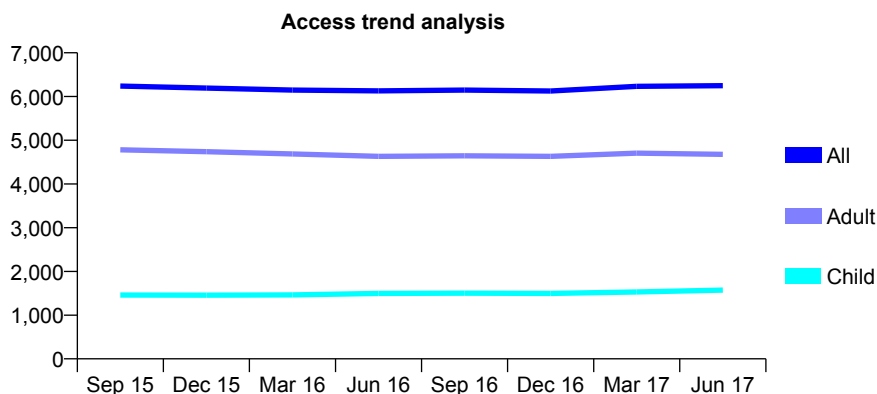
Q46 - Vital Signs At a Glance Contract Report for 161004/0001 - June 2017

Name or company name	Pearl Smile Limited
Contract type name	GDS Contract
Purpose of contract	General
Contract start date	01/04/2010
Contract end date	

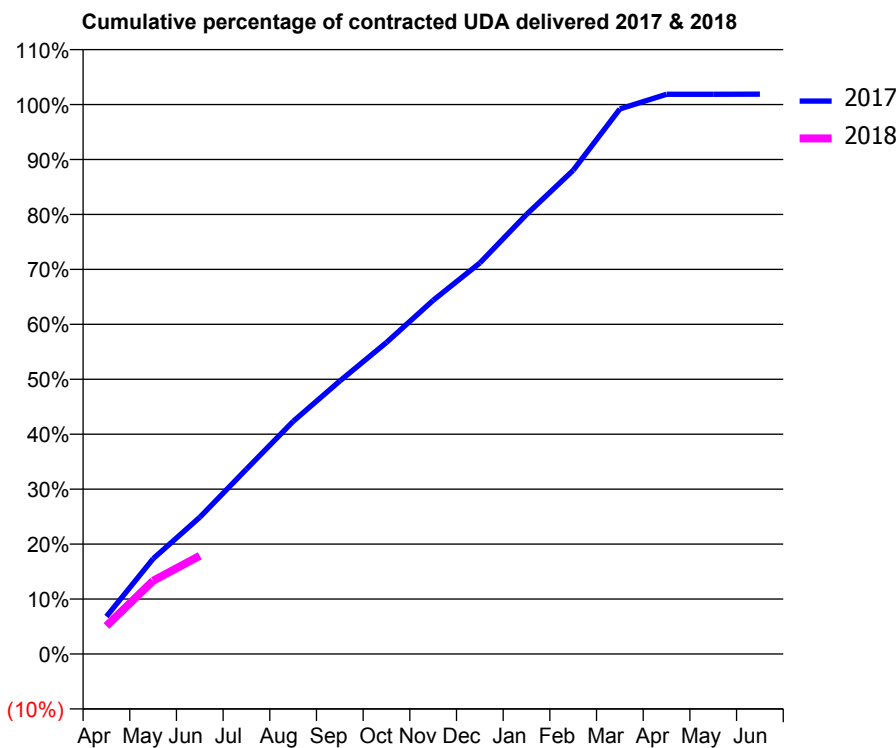
17/18 Contracted general activity (UDA)	20,052
Carry forward general activity (UDA)	0
17/18 Contracted orthodontic activity (UOA)	0
Carry forward orthodontic activity (UOA)	0
Baseline contract value	£518,079.86

ACCESS*

Patients seen in 24 months	Total	Change since previous quarter
Quarter ending June 2016	6,128	
Quarter ending September 2016	6,146	→
Quarter ending December 2016	6,126	→
Quarter ending March 2017	6,233	→
Quarter ending June 2017	6,249	→
Variance since June 2016	2.0%	→



ACTIVITY



Month	Adjusted Scheduled Activity (UDA)	
	2017	2018
April	1,369	1,023
May	3,478	2,673
June	4,988	3,582
July	6,748	
August	8,487	
September	9,963	
October	11,369	
November	12,906	
December	14,271	
January	16,039	
February	17,651	
March	19,889	
April	20,426	
May	20,426	
June	20,428	

QUALITY

	Quantity	Base Number	Contract	AT	Region	England
% of FP17s for the same patient ID Re-attending within 3 months - Children	64	556	11.5%	12.1%	13.0%	12.0%
% of FP17s for the same patient ID Re-attending within 3 months - Adults	167	1,270	13.1%	16.9%	16.6%	16.0%
% of FP17s for the same patient ID Re-attending between 3 & 9 months - Children	351	556	63.1%	57.7%	59.5%	58.0%
% of FP17s for the same patient ID Re-attending between 3 & 9 months - Adults	749	1,270	59.0%	51.0%	53.1%	50.9%
% of FP17s for Band 1 Urgent Courses	90	1,568	5.7%	10.6%	9.3%	9.1%
% of FP17s Relating to Free Repair or Replacements	6	1,568	0.4%	0.9%	1.0%	0.8%
% of FP17s Relating to Continuations	5	1,568	0.3%	1.1%	1.3%	1.1%
% of Patients satisfied with the dentistry they have received	4	5	N/A	91.0%	91.9%	91.7%
% of Patients satisfied with the time they had to wait for an appointment	4	5	N/A	87.5%	88.7%	88.0%

* This is based on patients treated on this contract for their most recent course of treatment. Figures in italics indicate the base number of FP17s or Patient Questionnaire responses are less than 100. N/A is shown where the base number of responses is less than 10 during the period. % is calculated as Quantity/Base number*100

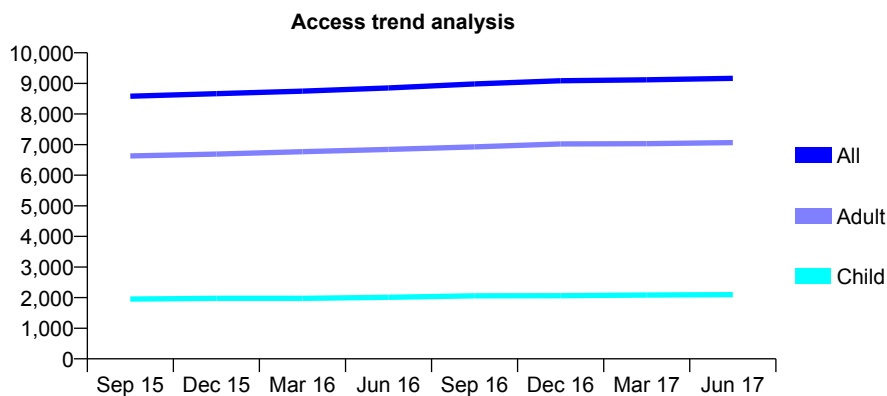
Q46 - Vital Signs At a Glance Contract Report for 162426/0001 - June 2017

Name or company name	Alemdent Limited
Contract type name	GDS Contract
Purpose of contract	General
Contract start date	01/05/2009
Contract end date	

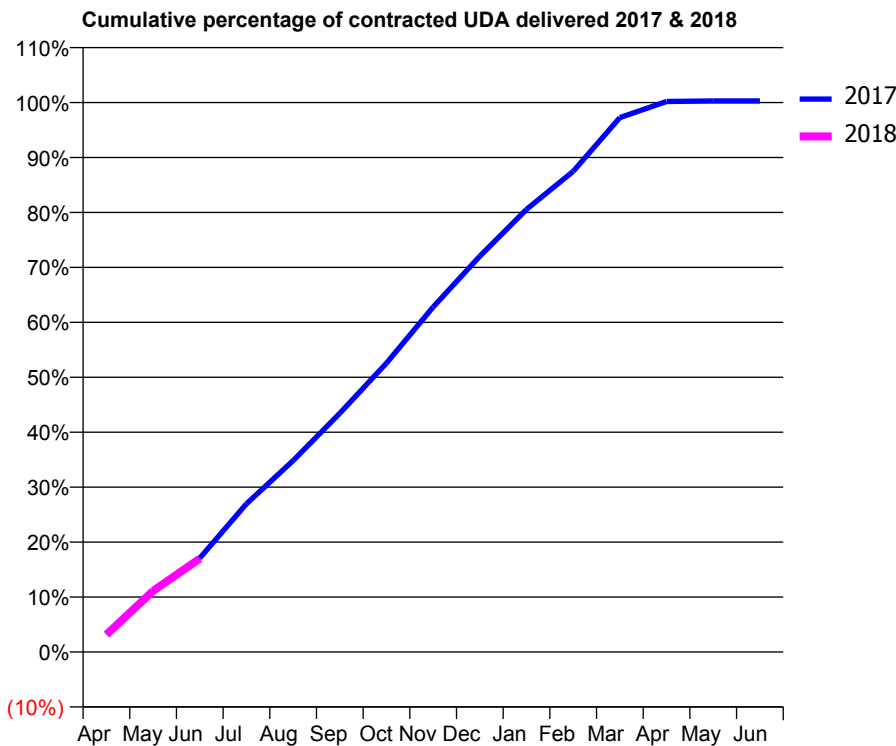
17/18 Contracted general activity (UDA)	30,215
Carry forward general activity (UDA)	0
17/18 Contracted orthodontic activity (UOA)	0
Carry forward orthodontic activity (UOA)	0
Baseline contract value	£925,462.65

ACCESS*

Patients seen in 24 months	Total	Change since previous quarter
Quarter ending June 2016	8,853	
Quarter ending September 2016	8,983	→
Quarter ending December 2016	9,085	→
Quarter ending March 2017	9,119	→
Quarter ending June 2017	9,164	→
Variance since June 2016	3.5%	↑



ACTIVITY



Month	Adjusted Scheduled Activity (UDA)	
	2017	2018
April	999	953
May	3,316	3,362
June	5,165	5,137
July	8,147	
August	10,524	
September	13,132	
October	15,884	
November	18,973	
December	21,765	
January	24,340	
February	26,431	
March	29,386	
April	30,274	
May	30,302	
June	30,302	

QUALITY

	Quantity	Base Number	Contract	AT	Region	England
% of FP17s for the same patient ID Re-attending within 3 months - Children	89	769	11.6%	12.1%	13.0%	12.0%
% of FP17s for the same patient ID Re-attending within 3 months - Adults	253	1,975	12.8%	16.9%	16.6%	16.0%
% of FP17s for the same patient ID Re-attending between 3 & 9 months - Children	459	769	59.7%	57.7%	59.5%	58.0%
% of FP17s for the same patient ID Re-attending between 3 & 9 months - Adults	1,052	1,975	53.3%	51.0%	53.1%	50.9%
% of FP17s for Band 1 Urgent Courses	140	2,364	5.9%	10.6%	9.3%	9.1%
% of FP17s Relating to Free Repair or Replacements	26	2,364	1.1%	0.9%	1.0%	0.8%
% of FP17s Relating to Continuations	51	2,364	2.2%	1.1%	1.3%	1.1%
% of Patients satisfied with the dentistry they have received	11	11	100.0%	91.0%	91.9%	91.7%
% of Patients satisfied with the time they had to wait for an appointment	11	11	100.0%	87.5%	88.7%	88.0%

* This is based on patients treated on this contract for their most recent course of treatment. Figures in italics indicate the base number of FP17s or Patient Questionnaire responses are less than 100. N/A is shown where the base number of responses is less than 10 during the period. % is calculated as Quantity/Base number*100

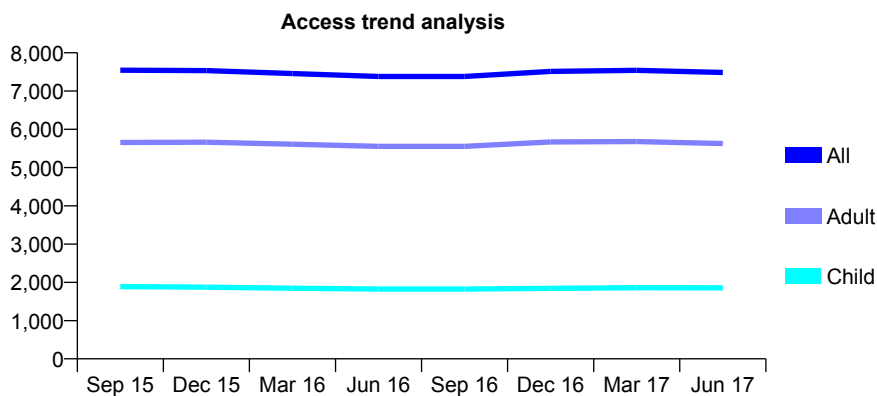
Q46 - Vital Signs At a Glance Contract Report for 162930/0001 - June 2017

Name or company name	Silverdale Dental Practice
Contract type name	GDS Contract
Purpose of contract	General
Contract start date	01/05/2009
Contract end date	

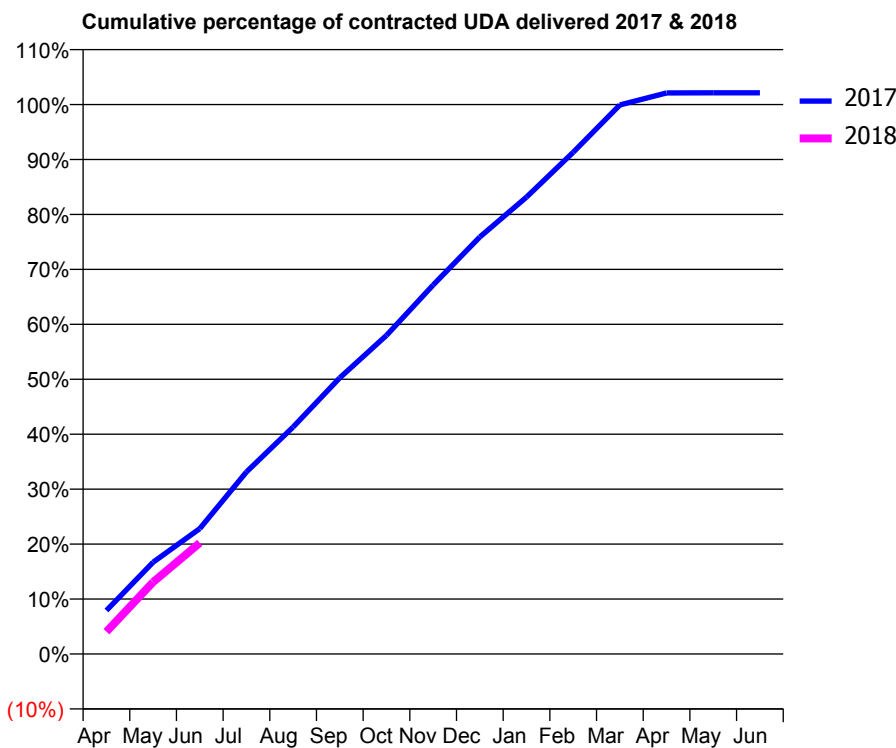
17/18 Contracted general activity (UDA)	21,652
Carry forward general activity (UDA)	0
17/18 Contracted orthodontic activity (UOA)	0
Carry forward orthodontic activity (UOA)	0
Baseline contract value	£712,663.91

ACCESS*

Patients seen in 24 months	Total	Change since previous quarter
Quarter ending June 2016	7,381	
Quarter ending September 2016	7,382	→
Quarter ending December 2016	7,514	→
Quarter ending March 2017	7,541	→
Quarter ending June 2017	7,485	→
Variance since June 2016	1.4%	→



ACTIVITY



Month	Adjusted Scheduled Activity (UDA)	
	2017	2018
April	1,714	879
May	3,615	2,833
June	4,941	4,377
July	7,175	
August	8,948	
September	10,886	
October	12,557	
November	14,539	
December	16,431	
January	18,006	
February	19,768	
March	21,632	
April	22,109	
May	22,112	
June	22,112	

QUALITY

	Quantity	Base Number	Contract	AT	Region	England
% of FP17s for the same patient ID Re-attending within 3 months - Children	31	569	5.4%	12.1%	13.0%	12.0%
% of FP17s for the same patient ID Re-attending within 3 months - Adults	210	1,801	11.7%	16.9%	16.6%	16.0%
% of FP17s for the same patient ID Re-attending between 3 & 9 months - Children	325	569	57.1%	57.7%	59.5%	58.0%
% of FP17s for the same patient ID Re-attending between 3 & 9 months - Adults	1,048	1,801	58.2%	51.0%	53.1%	50.9%
% of FP17s for Band 1 Urgent Courses	172	2,178	7.9%	10.6%	9.3%	9.1%
% of FP17s Relating to Free Repair or Replacements	7	2,178	0.3%	0.9%	1.0%	0.8%
% of FP17s Relating to Continuations	28	2,178	1.3%	1.1%	1.3%	1.1%
% of Patients satisfied with the dentistry they have received	1	2	N/A	91.0%	91.9%	91.7%
% of Patients satisfied with the time they had to wait for an appointment	1	2	N/A	87.5%	88.7%	88.0%

* This is based on patients treated on this contract for their most recent course of treatment. Figures in italics indicate the base number of FP17s or Patient Questionnaire responses are less than 100. N/A is shown where the base number of responses is less than 10 during the period. % is calculated as Quantity/Base number*100

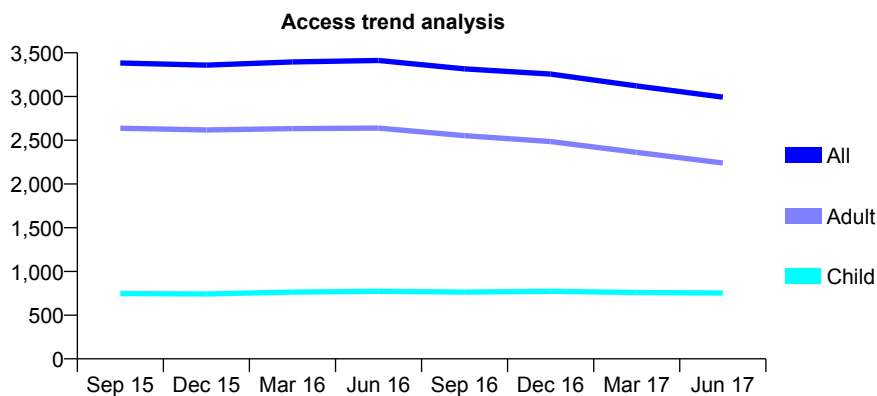
Q46 - Vital Signs At a Glance Contract Report for 163600/0001 - June 2017

Name or company name	Freedom Dental
Contract type name	GDS Contract
Purpose of contract	General
Contract start date	01/04/2006
Contract end date	

17/18 Contracted general activity (UDA)	9,486
Carry forward general activity (UDA)	0
17/18 Contracted orthodontic activity (UOA)	0
Carry forward orthodontic activity (UOA)	0
Baseline contract value	£280,723.82

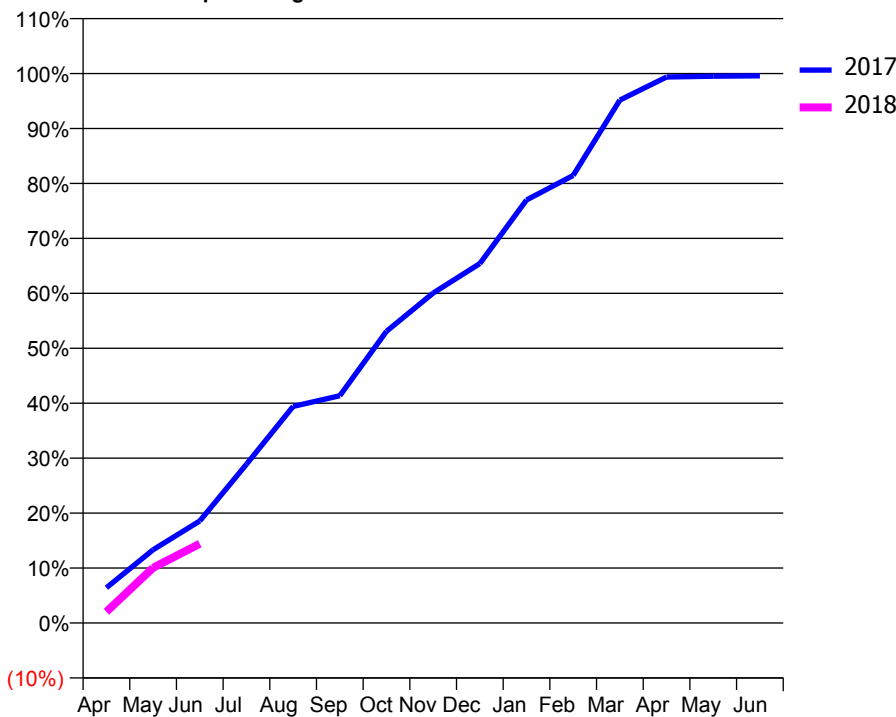
ACCESS*

Patients seen in 24 months	Total	Change since previous quarter
Quarter ending June 2016	3,412	
Quarter ending September 2016	3,316	↓
Quarter ending December 2016	3,257	↓
Quarter ending March 2017	3,121	↓
Quarter ending June 2017	2,993	↓
Variance since June 2016	(12.3%)	↓



ACTIVITY

Cumulative percentage of contracted UDA delivered 2017 & 2018



Month	Adjusted Scheduled Activity (UDA)	
	2017	2018
April	609	195
May	1,265	954
June	1,762	1,369
July	2,741	
August	3,741	
September	3,924	
October	5,036	
November	5,697	
December	6,205	
January	7,303	
February	7,727	
March	9,027	
April	9,426	
May	9,440	
June	9,445	

QUALITY

	Quantity	Base Number	Contract	AT	Region	England
% of FP17s for the same patient ID Re-attending within 3 months - Children	14	246	5.7%	12.1%	13.0%	12.0%
% of FP17s for the same patient ID Re-attending within 3 months - Adults	79	644	12.3%	16.9%	16.6%	16.0%
% of FP17s for the same patient ID Re-attending between 3 & 9 months - Children	153	246	62.2%	57.7%	59.5%	58.0%
% of FP17s for the same patient ID Re-attending between 3 & 9 months - Adults	399	644	62.0%	51.0%	53.1%	50.9%
% of FP17s for Band 1 Urgent Courses	27	693	3.9%	10.6%	9.3%	9.1%
% of FP17s Relating to Free Repair or Replacements	3	693	0.4%	0.9%	1.0%	0.8%
% of FP17s Relating to Continuations	7	693	1.0%	1.1%	1.3%	1.1%
% of Patients satisfied with the dentistry they have received	0	0	N/A	91.0%	91.9%	91.7%
% of Patients satisfied with the time they had to wait for an appointment	0	0	N/A	87.5%	88.7%	88.0%

* This is based on patients treated on this contract for their most recent course of treatment. Figures in italics indicate the base number of FP17s or Patient Questionnaire responses are less than 100. N/A is shown where the base number of responses is less than 10 during the period. % is calculated as Quantity/Base number*100

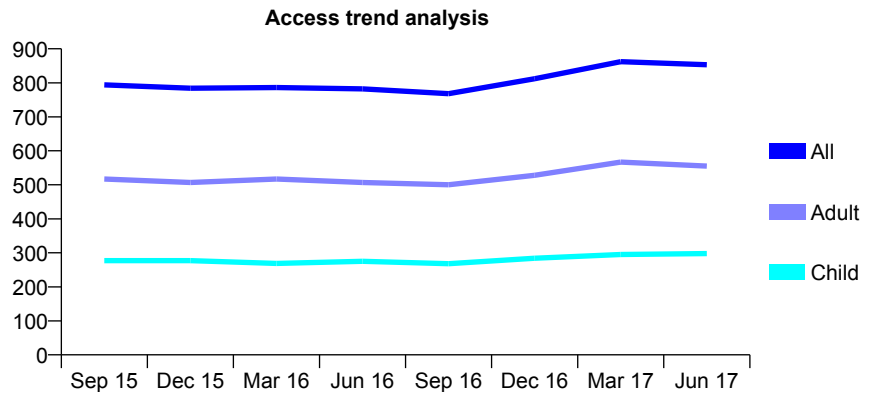
Q46 - Vital Signs At a Glance Contract Report for 163600/0002 - June 2017

Name or company name	Freedom Dental Adswood
Contract type name	GDS Contract
Purpose of contract	General
Contract start date	01/04/2006
Contract end date	

17/18 Contracted general activity (UDA)	3,500
Carry forward general activity (UDA)	0
17/18 Contracted orthodontic activity (UOA)	0
Carry forward orthodontic activity (UOA)	0
Baseline contract value	£121,438.76

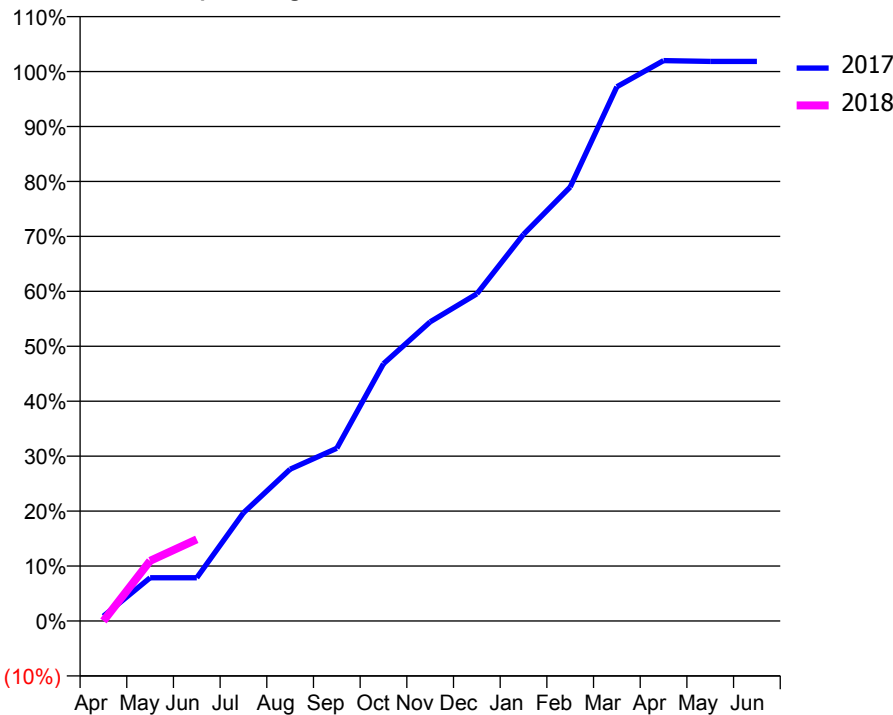
ACCESS*

Patients seen in 24 months	Total	Change since previous quarter
Quarter ending June 2016	782	
Quarter ending September 2016	768	↓
Quarter ending December 2016	812	↑
Quarter ending March 2017	862	↑
Quarter ending June 2017	853	↓
Variance since June 2016	9.1%	↑



ACTIVITY

Cumulative percentage of contracted UDA delivered 2017 & 2018



Month	Adjusted Scheduled Activity (UDA)	
	2017	2018
April	31	0
May	276	383
June	276	520
July	690	
August	967	
September	1,100	
October	1,639	
November	1,905	
December	2,084	
January	2,463	
February	2,765	
March	3,403	
April	3,569	
May	3,564	
June	3,564	

QUALITY

	Quantity	Base Number	Contract	AT	Region	England
% of FP17s for the same patient ID Re-attending within 3 months - Children	12	119	10.1%	12.1%	13.0%	12.0%
% of FP17s for the same patient ID Re-attending within 3 months - Adults	42	126	33.3%	16.9%	16.6%	16.0%
% of FP17s for the same patient ID Re-attending between 3 & 9 months - Children	71	119	59.7%	57.7%	59.5%	58.0%
% of FP17s for the same patient ID Re-attending between 3 & 9 months - Adults	48	126	38.1%	51.0%	53.1%	50.9%
% of FP17s for Band 1 Urgent Courses	14	208	6.7%	10.6%	9.3%	9.1%
% of FP17s Relating to Free Repair or Replacements	0	208	0.0%	0.9%	1.0%	0.8%
% of FP17s Relating to Continuations	0	208	0.0%	1.1%	1.3%	1.1%
% of Patients satisfied with the dentistry they have received	0	0	N/A	91.0%	91.9%	91.7%
% of Patients satisfied with the time they had to wait for an appointment	0	0	N/A	87.5%	88.7%	88.0%

* This is based on patients treated on this contract for their most recent course of treatment. Figures in italics indicate the base number of FP17s or Patient Questionnaire responses are less than 100. N/A is shown where the base number of responses is less than 10 during the period. % is calculated as Quantity/Base number*100

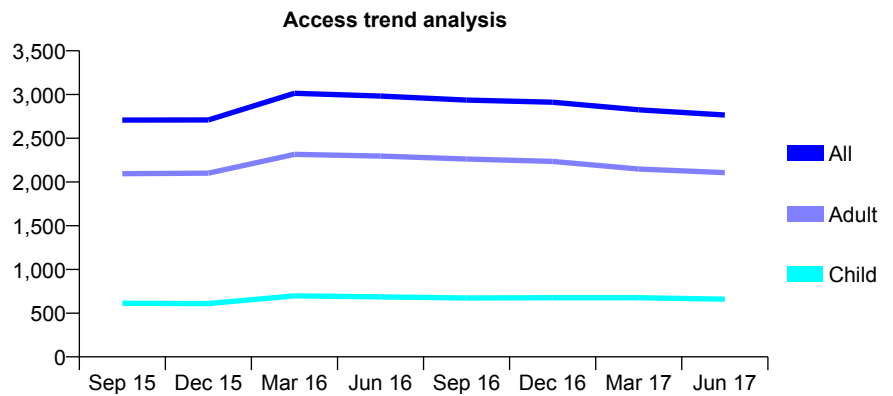
Q46 - Vital Signs At a Glance Contract Report for 163821/0001 - June 2017

Name or company name	Synergy Dental Clinic Bury Ltd
Contract type name	GDS Contract
Purpose of contract	General
Contract start date	01/04/2014
Contract end date	

17/18 Contracted general activity (UDA)	8,267
Carry forward general activity (UDA)	0
17/18 Contracted orthodontic activity (UOA)	0
Carry forward orthodontic activity (UOA)	0
Baseline contract value	£193,424.50

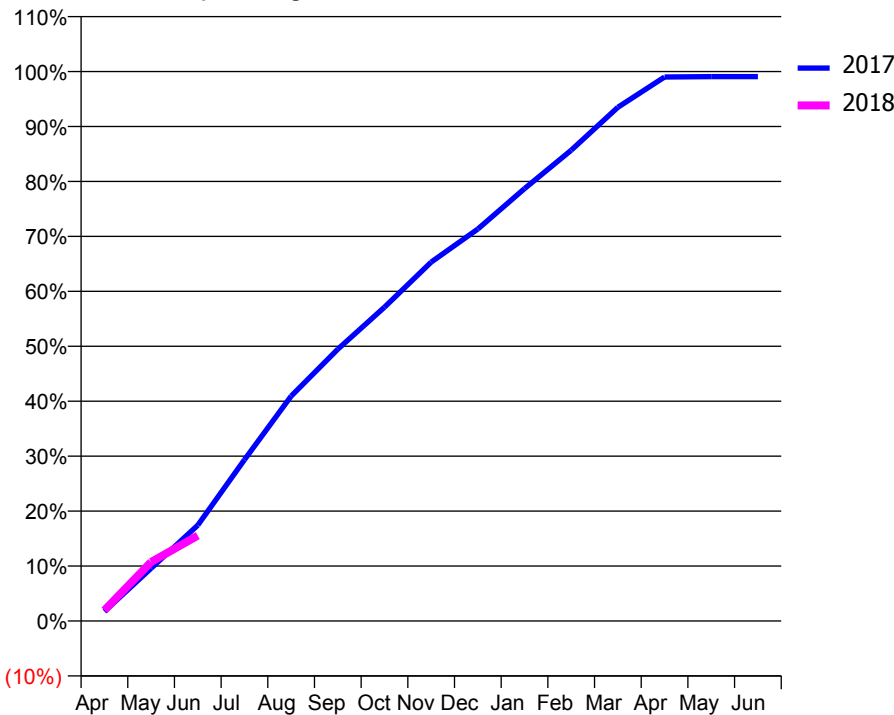
ACCESS*

Patients seen in 24 months	Total	Change since previous quarter
Quarter ending June 2016	2,982	
Quarter ending September 2016	2,936	↓
Quarter ending December 2016	2,912	→
Quarter ending March 2017	2,825	↓
Quarter ending June 2017	2,766	↓
Variance since June 2016	(7.2%)	↓



ACTIVITY

Cumulative percentage of contracted UDA delivered 2017 & 2018



Adjusted Scheduled Activity (UDA)		
Month	2017	2018
April	143	162
May	793	888
June	1,441	1,284
July	2,426	
August	3,384	
September	4,089	
October	4,722	
November	5,400	
December	5,898	
January	6,504	
February	7,083	
March	7,728	
April	8,184	
May	8,190	
June	8,190	

QUALITY

	Quantity	Base Number	Contract	AT	Region	England
% of FP17s for the same patient ID Re-attending within 3 months - Children	15	234	6.4%	12.1%	13.0%	12.0%
% of FP17s for the same patient ID Re-attending within 3 months - Adults	60	711	8.4%	16.9%	16.6%	16.0%
% of FP17s for the same patient ID Re-attending between 3 & 9 months - Children	187	234	79.9%	57.7%	59.5%	58.0%
% of FP17s for the same patient ID Re-attending between 3 & 9 months - Adults	533	711	75.0%	51.0%	53.1%	50.9%
% of FP17s for Band 1 Urgent Courses	50	754	6.6%	10.6%	9.3%	9.1%
% of FP17s Relating to Free Repair or Replacements	0	754	0.0%	0.9%	1.0%	0.8%
% of FP17s Relating to Continuations	1	754	0.1%	1.1%	1.3%	1.1%
% of Patients satisfied with the dentistry they have received	9	11	81.8%	91.0%	91.9%	91.7%
% of Patients satisfied with the time they had to wait for an appointment	10	11	90.9%	87.5%	88.7%	88.0%

* This is based on patients treated on this contract for their most recent course of treatment. Figures in italics indicate the base number of FP17s or Patient Questionnaire responses are less than 100. N/A is shown where the base number of responses is less than 10 during the period. % is calculated as Quantity/Base number*100

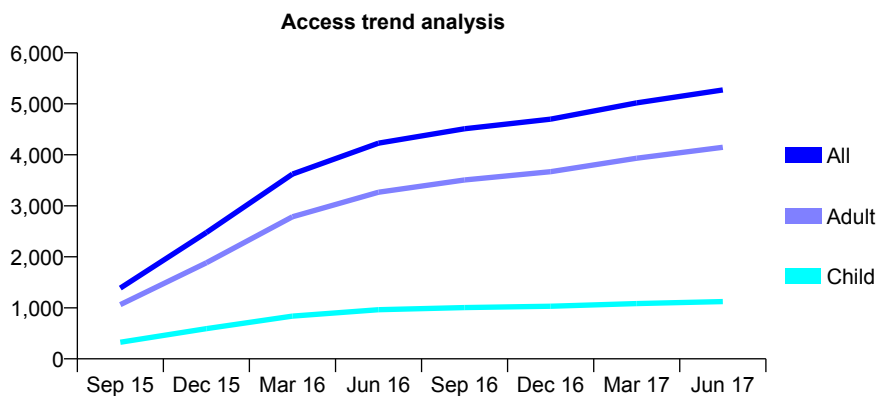
Q46 - Vital Signs At a Glance Contract Report for 164054/0001 - June 2017

Name or company name	Hope Dental Practice Limited
Contract type name	GDS Contract
Purpose of contract	General
Contract start date	01/06/2015
Contract end date	

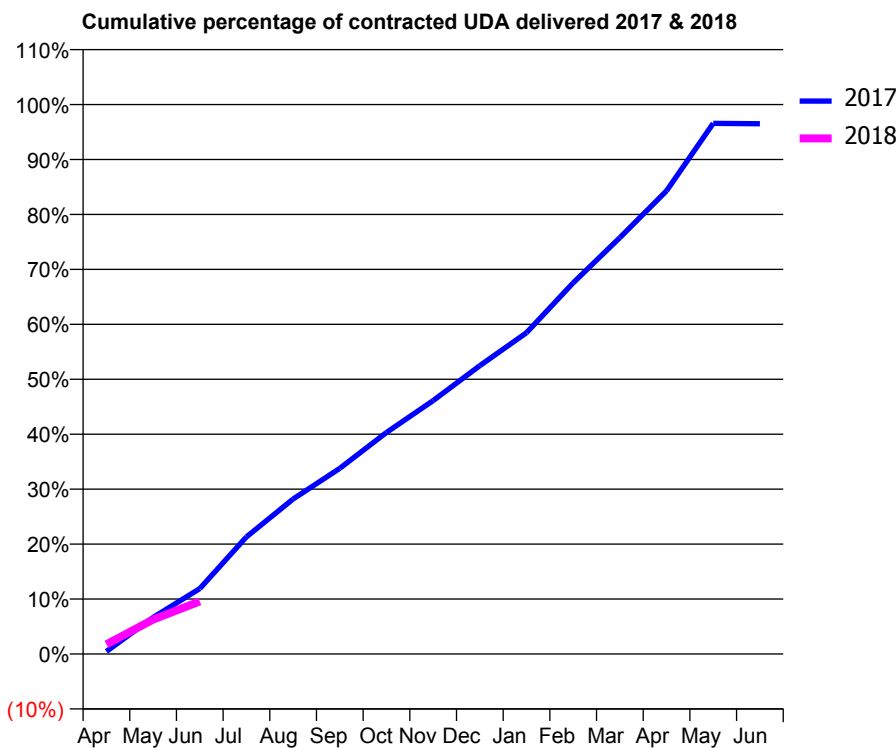
17/18 Contracted general activity (UDA)	17,021
Carry forward general activity (UDA)	0
17/18 Contracted orthodontic activity (UOA)	0
Carry forward orthodontic activity (UOA)	0
Baseline contract value	£595,547.03

ACCESS*

Patients seen in 24 months	Total	Change since previous quarter
Quarter ending June 2016	4,230	
Quarter ending September 2016	4,512	↑
Quarter ending December 2016	4,700	↑
Quarter ending March 2017	5,018	↑
Quarter ending June 2017	5,271	↑
Variance since June 2016	24.6%	↑



ACTIVITY



Month	Adjusted Scheduled Activity (UDA)	
	2017	2018
April	81	301
May	1,134	1,070
June	2,025	1,629
July	3,628	
August	4,802	
September	5,752	
October	6,865	
November	7,850	
December	8,934	
January	9,953	
February	11,497	
March	12,896	
April	14,349	
May	16,439	
June	16,425	

QUALITY

	Quantity	Base Number	Contract	AT	Region	England
% of FP17s for the same patient ID Re-attending within 3 months - Children	69	450	15.3%	12.1%	13.0%	12.0%
% of FP17s for the same patient ID Re-attending within 3 months - Adults	258	1,538	16.8%	16.9%	16.6%	16.0%
% of FP17s for the same patient ID Re-attending between 3 & 9 months - Children	168	450	37.3%	57.7%	59.5%	58.0%
% of FP17s for the same patient ID Re-attending between 3 & 9 months - Adults	526	1,538	34.2%	51.0%	53.1%	50.9%
% of FP17s for Band 1 Urgent Courses	78	613	12.7%	10.6%	9.3%	9.1%
% of FP17s Relating to Free Repair or Replacements	12	613	2.0%	0.9%	1.0%	0.8%
% of FP17s Relating to Continuations	11	613	1.8%	1.1%	1.3%	1.1%
% of Patients satisfied with the dentistry they have received	2	2	N/A	91.0%	91.9%	91.7%
% of Patients satisfied with the time they had to wait for an appointment	0	2	N/A	87.5%	88.7%	88.0%

* This is based on patients treated on this contract for their most recent course of treatment. Figures in italics indicate the base number of FP17s or Patient Questionnaire responses are less than 100. N/A is shown where the base number of responses is less than 10 during the period. % is calculated as Quantity/Base number*100

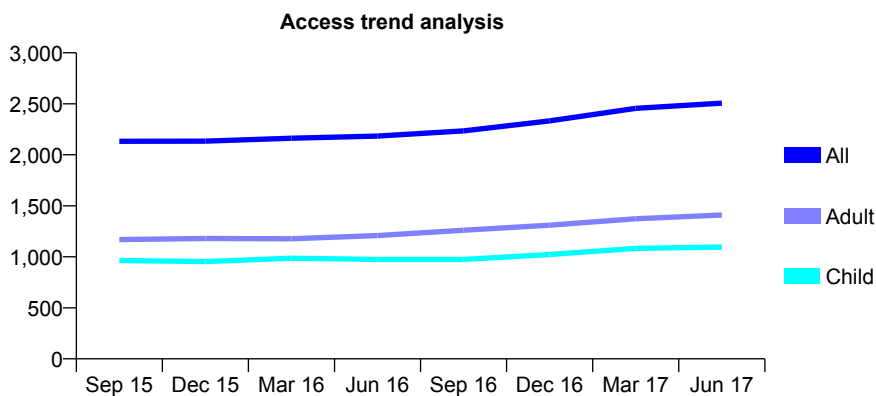
Q46 - Vital Signs At a Glance Contract Report for 165255/0001 - June 2017

Name or company name	Pritchards Dental Practice Ltd
Contract type name	GDS Contract
Purpose of contract	General
Contract start date	01/10/2013
Contract end date	

17/18 Contracted general activity (UDA)	6,428
Carry forward general activity (UDA)	0
17/18 Contracted orthodontic activity (UOA)	0
Carry forward orthodontic activity (UOA)	0
Baseline contract value	£172,355.39

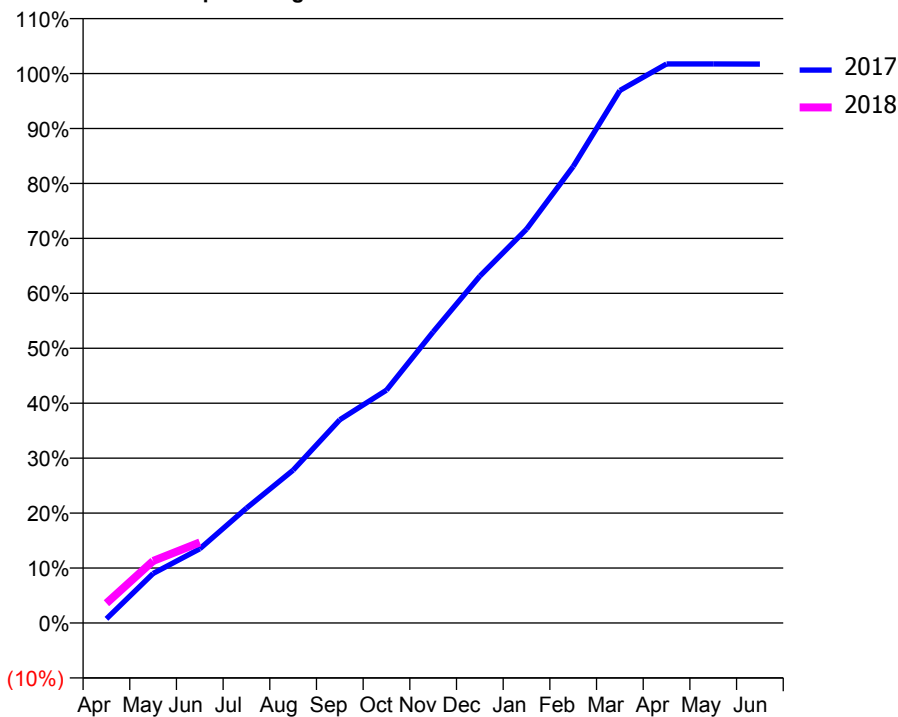
ACCESS*

Patients seen in 24 months	Total	Change since previous quarter
Quarter ending June 2016	2,184	
Quarter ending September 2016	2,235	↑
Quarter ending December 2016	2,333	↑
Quarter ending March 2017	2,456	↑
Quarter ending June 2017	2,506	↑
Variance since June 2016	14.7%	↑



ACTIVITY

Cumulative percentage of contracted UDA delivered 2017 & 2018



Month	Adjusted Scheduled Activity (UDA)	
	2017	2018
April	49	231
May	580	727
June	868	943
July	1,344	
August	1,788	
September	2,379	
October	2,724	
November	3,407	
December	4,057	
January	4,607	
February	5,340	
March	6,229	
April	6,540	
May	6,539	
June	6,538	

QUALITY

	Quantity	Base Number	Contract	AT	Region	England
% of FP17s for the same patient ID Re-attending within 3 months - Children	38	334	11.4%	12.1%	13.0%	12.0%
% of FP17s for the same patient ID Re-attending within 3 months - Adults	135	451	29.9%	16.9%	16.6%	16.0%
% of FP17s for the same patient ID Re-attending between 3 & 9 months - Children	198	334	59.3%	57.7%	59.5%	58.0%
% of FP17s for the same patient ID Re-attending between 3 & 9 months - Adults	197	451	43.7%	51.0%	53.1%	50.9%
% of FP17s for Band 1 Urgent Courses	45	530	8.5%	10.6%	9.3%	9.1%
% of FP17s Relating to Free Repair or Replacements	4	530	0.8%	0.9%	1.0%	0.8%
% of FP17s Relating to Continuations	0	530	0.0%	1.1%	1.3%	1.1%
% of Patients satisfied with the dentistry they have received	6	6	N/A	91.0%	91.9%	91.7%
% of Patients satisfied with the time they had to wait for an appointment	6	6	N/A	87.5%	88.7%	88.0%

* This is based on patients treated on this contract for their most recent course of treatment. Figures in italics indicate the base number of FP17s or Patient Questionnaire responses are less than 100. N/A is shown where the base number of responses is less than 10 during the period. % is calculated as Quantity/Base number*100

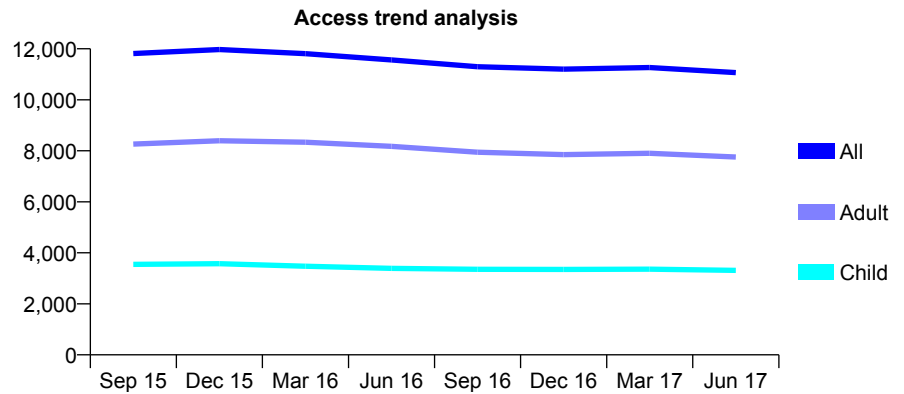
Q46 - Vital Signs At a Glance Contract Report for 165263/0001 - June 2017

Name or company name	Chariwala Smile Ltd
Contract type name	GDS Contract
Purpose of contract	General
Contract start date	01/11/2013
Contract end date	

17/18 Contracted general activity (UDA)	35,327
Carry forward general activity (UDA)	0
17/18 Contracted orthodontic activity (UOA)	0
Carry forward orthodontic activity (UOA)	0
Baseline contract value	£914,419.88

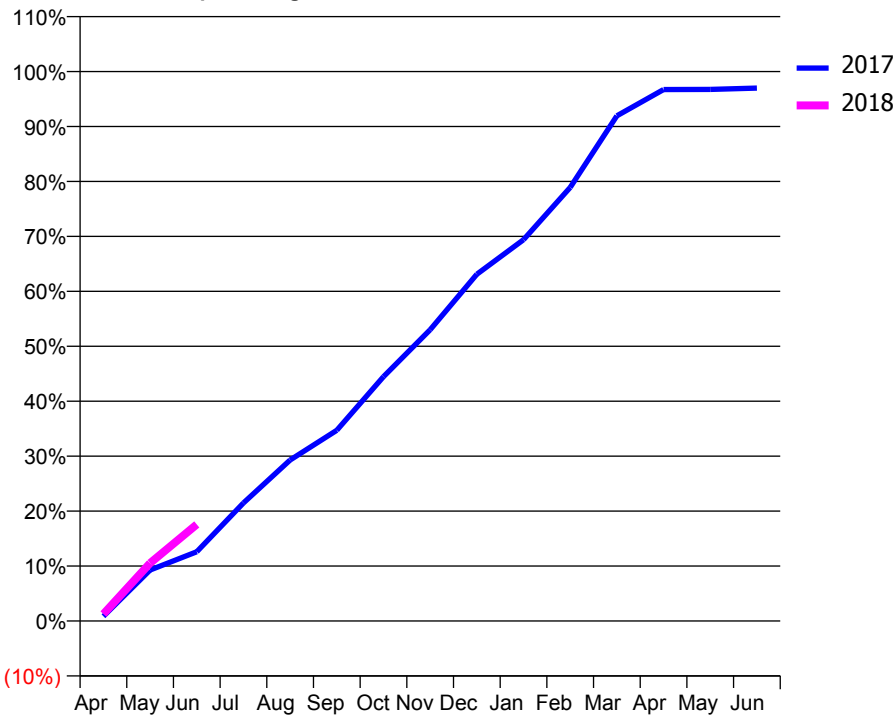
ACCESS*

Patients seen in 24 months	Total	Change since previous quarter
Quarter ending June 2016	11,563	
Quarter ending September 2016	11,298	↓
Quarter ending December 2016	11,200	→
Quarter ending March 2017	11,265	→
Quarter ending June 2017	11,068	↓
Variance since June 2016	(4.3%)	↓



ACTIVITY

Cumulative percentage of contracted UDA delivered 2017 & 2018



Month	Adjusted Scheduled Activity (UDA)	
	2017	2018
April	306	454
May	3,276	3,728
June	4,454	6,211
July	7,589	
August	10,347	
September	12,262	
October	15,710	
November	18,725	
December	22,296	
January	24,516	
February	27,874	
March	32,477	
April	34,168	
May	34,178	
June	34,257	

QUALITY

	Quantity	Base Number	Contract	AT	Region	England
% of FP17s for the same patient ID Re-attending within 3 months - Children	95	1,140	8.3%	12.1%	13.0%	12.0%
% of FP17s for the same patient ID Re-attending within 3 months - Adults	429	2,561	16.8%	16.9%	16.6%	16.0%
% of FP17s for the same patient ID Re-attending between 3 & 9 months - Children	725	1,140	63.6%	57.7%	59.5%	58.0%
% of FP17s for the same patient ID Re-attending between 3 & 9 months - Adults	1,369	2,561	53.5%	51.0%	53.1%	50.9%
% of FP17s for Band 1 Urgent Courses	242	3,007	8.0%	10.6%	9.3%	9.1%
% of FP17s Relating to Free Repair or Replacements	15	3,007	0.5%	0.9%	1.0%	0.8%
% of FP17s Relating to Continuations	66	3,007	2.2%	1.1%	1.3%	1.1%
% of Patients satisfied with the dentistry they have received	11	11	100.0%	91.0%	91.9%	91.7%
% of Patients satisfied with the time they had to wait for an appointment	9	11	81.8%	87.5%	88.7%	88.0%

* This is based on patients treated on this contract for their most recent course of treatment. Figures in italics indicate the base number of FP17s or Patient Questionnaire responses are less than 100. N/A is shown where the base number of responses is less than 10 during the period. % is calculated as Quantity/Base number*100

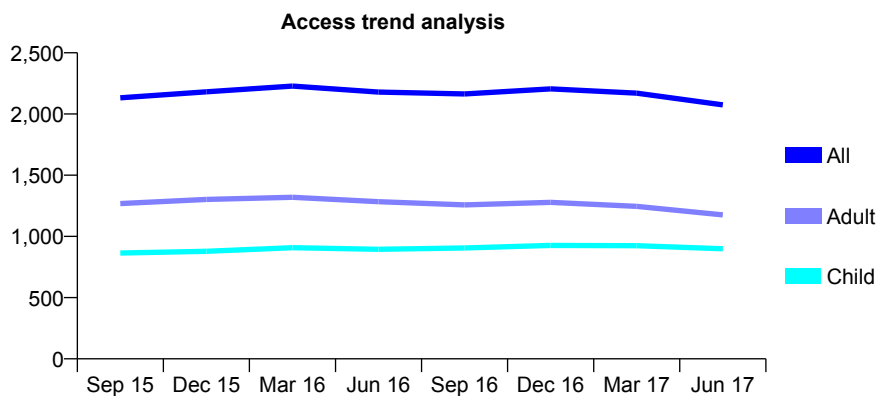
Q46 - Vital Signs At a Glance Contract Report for 165433/0001 - June 2017

Name or company name	Park House Brinnington
Contract type name	GDS Contract
Purpose of contract	General
Contract start date	01/01/2011
Contract end date	

17/18 Contracted general activity (UDA)	6,500
Carry forward general activity (UDA)	0
17/18 Contracted orthodontic activity (UOA)	0
Carry forward orthodontic activity (UOA)	0
Baseline contract value	£167,115.42

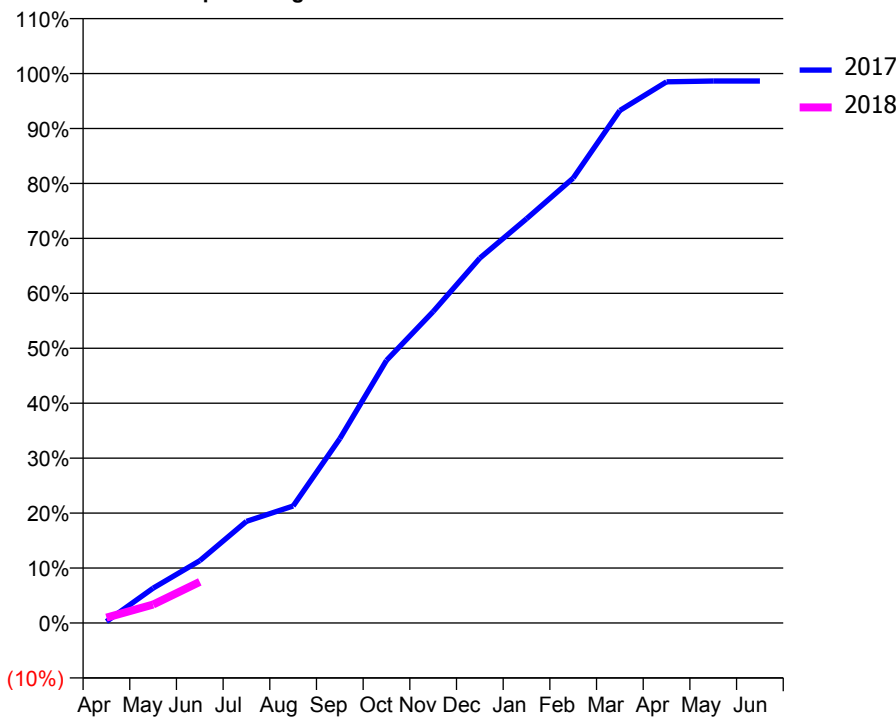
ACCESS*

Patients seen in 24 months	Total	Change since previous quarter
Quarter ending June 2016	2,179	
Quarter ending September 2016	2,164	→
Quarter ending December 2016	2,205	→
Quarter ending March 2017	2,170	↓
Quarter ending June 2017	2,075	↓
Variance since June 2016	(4.8%)	↓



ACTIVITY

Cumulative percentage of contracted UDA delivered 2017 & 2018



Month	Adjusted Scheduled Activity (UDA)	
	2017	2018
April	18	63
May	413	219
June	737	487
July	1,202	
August	1,384	
September	2,180	
October	3,106	
November	3,685	
December	4,316	
January	4,782	
February	5,263	
March	6,063	
April	6,402	
May	6,411	
June	6,411	

QUALITY

	Quantity	Base Number	Contract	AT	Region	England
% of FP17s for the same patient ID Re-attending within 3 months - Children	15	182	8.2%	12.1%	13.0%	12.0%
% of FP17s for the same patient ID Re-attending within 3 months - Adults	26	195	13.3%	16.9%	16.6%	16.0%
% of FP17s for the same patient ID Re-attending between 3 & 9 months - Children	72	182	39.6%	57.7%	59.5%	58.0%
% of FP17s for the same patient ID Re-attending between 3 & 9 months - Adults	66	195	33.8%	51.0%	53.1%	50.9%
% of FP17s for Band 1 Urgent Courses	38	243	15.6%	10.6%	9.3%	9.1%
% of FP17s Relating to Free Repair or Replacements	1	243	0.4%	0.9%	1.0%	0.8%
% of FP17s Relating to Continuations	0	243	0.0%	1.1%	1.3%	1.1%
% of Patients satisfied with the dentistry they have received	1	1	N/A	91.0%	91.9%	91.7%
% of Patients satisfied with the time they had to wait for an appointment	1	1	N/A	87.5%	88.7%	88.0%

* This is based on patients treated on this contract for their most recent course of treatment. Figures in italics indicate the base number of FP17s or Patient Questionnaire responses are less than 100. N/A is shown where the base number of responses is less than 10 during the period. % is calculated as Quantity/Base number*100

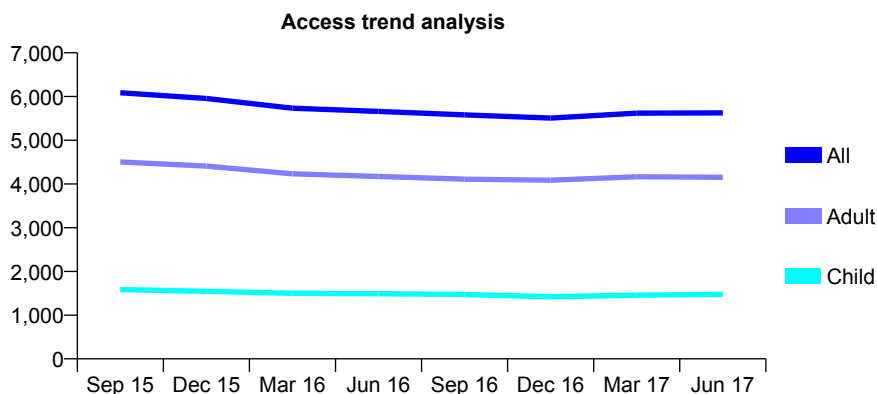
Q46 - Vital Signs At a Glance Contract Report for 165905/0001 - June 2017

Name or company name	New Moston Dental Centre
Contract type name	GDS Contract
Purpose of contract	General
Contract start date	01/04/2009
Contract end date	

17/18 Contracted general activity (UDA)	19,540
Carry forward general activity (UDA)	0
17/18 Contracted orthodontic activity (UOA)	0
Carry forward orthodontic activity (UOA)	0
Baseline contract value	£581,784.14

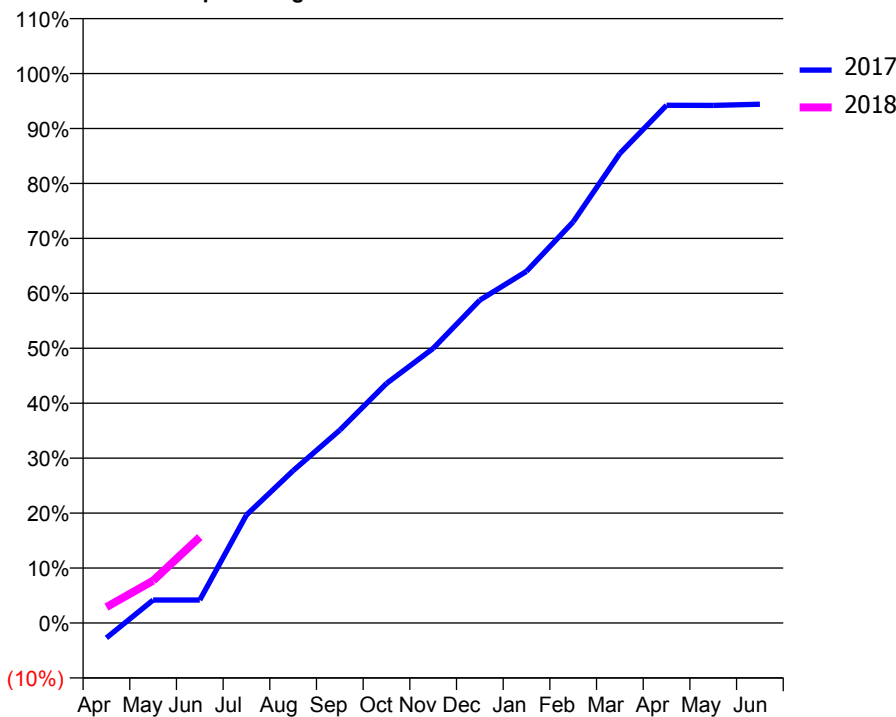
ACCESS*

Patients seen in 24 months	Total	Change since previous quarter
Quarter ending June 2016	5,661	
Quarter ending September 2016	5,581	↓
Quarter ending December 2016	5,506	↓
Quarter ending March 2017	5,619	↑
Quarter ending June 2017	5,627	→
Variance since June 2016	(0.6%)	→



ACTIVITY

Cumulative percentage of contracted UDA delivered 2017 & 2018



Month	Adjusted Scheduled Activity (UDA)	
	2017	2018
April	-535	568
May	816	1,505
June	816	3,055
July	3,844	
August	5,418	
September	6,858	
October	8,521	
November	9,767	
December	11,484	
January	12,507	
February	14,266	
March	16,698	
April	18,408	
May	18,406	
June	18,448	

QUALITY

	Quantity	Base Number	Contract	AT	Region	England
% of FP17s for the same patient ID Re-attending within 3 months - Children	65	530	12.3%	12.1%	13.0%	12.0%
% of FP17s for the same patient ID Re-attending within 3 months - Adults	164	1,474	11.1%	16.9%	16.6%	16.0%
% of FP17s for the same patient ID Re-attending between 3 & 9 months - Children	301	530	56.8%	57.7%	59.5%	58.0%
% of FP17s for the same patient ID Re-attending between 3 & 9 months - Adults	865	1,474	58.7%	51.0%	53.1%	50.9%
% of FP17s for Band 1 Urgent Courses	103	1,458	7.1%	10.6%	9.3%	9.1%
% of FP17s Relating to Free Repair or Replacements	7	1,458	0.5%	0.9%	1.0%	0.8%
% of FP17s Relating to Continuations	15	1,458	1.0%	1.1%	1.3%	1.1%
% of Patients satisfied with the dentistry they have received	3	3	N/A	91.0%	91.9%	91.7%
% of Patients satisfied with the time they had to wait for an appointment	3	3	N/A	87.5%	88.7%	88.0%

* This is based on patients treated on this contract for their most recent course of treatment. Figures in italics indicate the base number of FP17s or Patient Questionnaire responses are less than 100. N/A is shown where the base number of responses is less than 10 during the period. % is calculated as Quantity/Base number*100

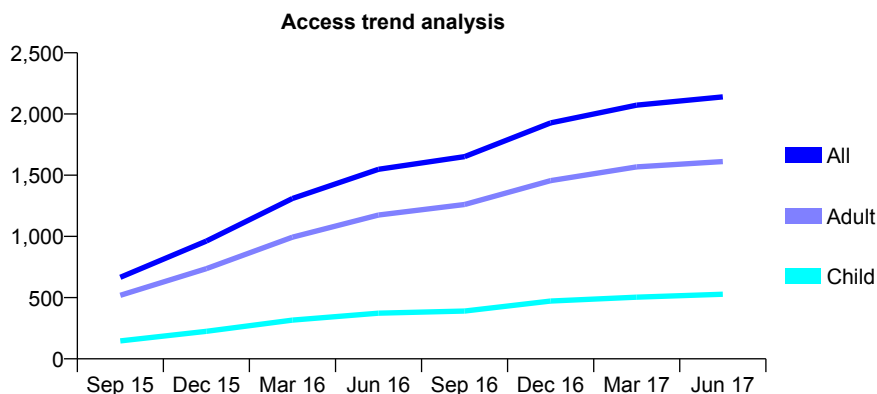
Q46 - Vital Signs At a Glance Contract Report for 166049/0001 - June 2017

Name or company name	MISS R DHARIWAL
Contract type name	GDS Contract
Purpose of contract	General
Contract start date	01/07/2015
Contract end date	

17/18 Contracted general activity (UDA)	8,633
Carry forward general activity (UDA)	0
17/18 Contracted orthodontic activity (UOA)	0
Carry forward orthodontic activity (UOA)	0
Baseline contract value	£230,337.92

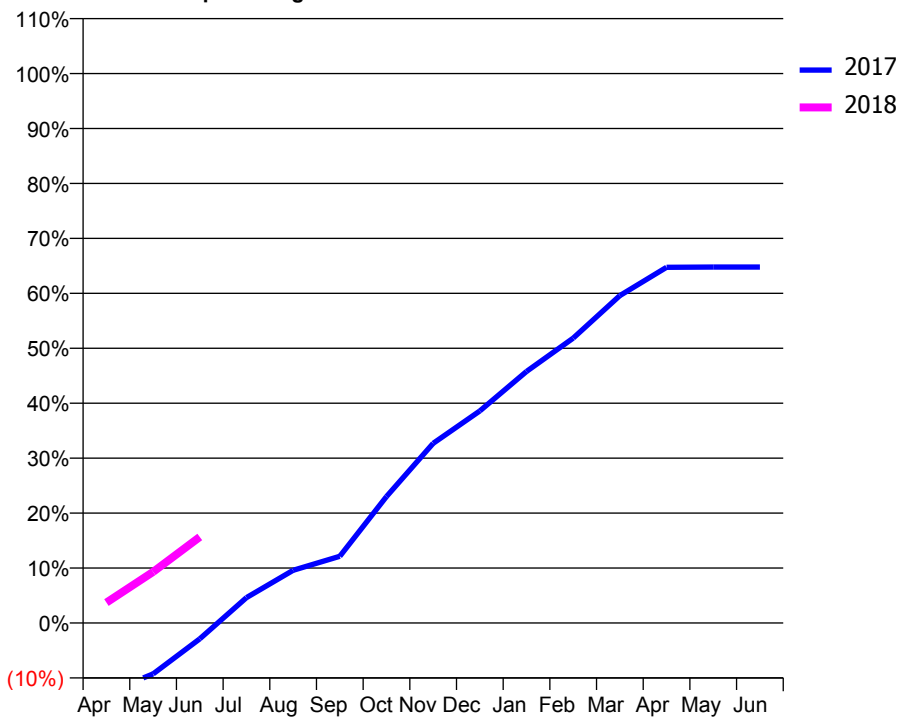
ACCESS*

Patients seen in 24 months	Total	Change since previous quarter
Quarter ending June 2016	1,548	
Quarter ending September 2016	1,652	↑
Quarter ending December 2016	1,928	↑
Quarter ending March 2017	2,072	↑
Quarter ending June 2017	2,140	↑
Variance since June 2016	38.2%	↑



ACTIVITY

Cumulative percentage of contracted UDA delivered 2017 & 2018



Adjusted Scheduled Activity (UDA)

Month	2017	2018
April	-1,099	323
May	-801	803
June	-251	1,352
July	400	
August	829	
September	1,049	
October	1,988	
November	2,823	
December	3,332	
January	3,952	
February	4,475	
March	5,143	
April	5,589	
May	5,592	
June	5,593	

QUALITY

	Quantity	Base Number	Contract	AT	Region	England
% of FP17s for the same patient ID Re-attending within 3 months - Children	75	313	24.0%	12.1%	13.0%	12.0%
% of FP17s for the same patient ID Re-attending within 3 months - Adults	99	540	18.3%	16.9%	16.6%	16.0%
% of FP17s for the same patient ID Re-attending between 3 & 9 months - Children	170	313	54.3%	57.7%	59.5%	58.0%
% of FP17s for the same patient ID Re-attending between 3 & 9 months - Adults	282	540	52.2%	51.0%	53.1%	50.9%
% of FP17s for Band 1 Urgent Courses	99	681	14.5%	10.6%	9.3%	9.1%
% of FP17s Relating to Free Repair or Replacements	2	681	0.3%	0.9%	1.0%	0.8%
% of FP17s Relating to Continuations	8	681	1.2%	1.1%	1.3%	1.1%
% of Patients satisfied with the dentistry they have received	1	2	N/A	91.0%	91.9%	91.7%
% of Patients satisfied with the time they had to wait for an appointment	1	2	N/A	87.5%	88.7%	88.0%

* This is based on patients treated on this contract for their most recent course of treatment. Figures in italics indicate the base number of FP17s or Patient Questionnaire responses are less than 100. N/A is shown where the base number of responses is less than 10 during the period. % is calculated as Quantity/Base number*100

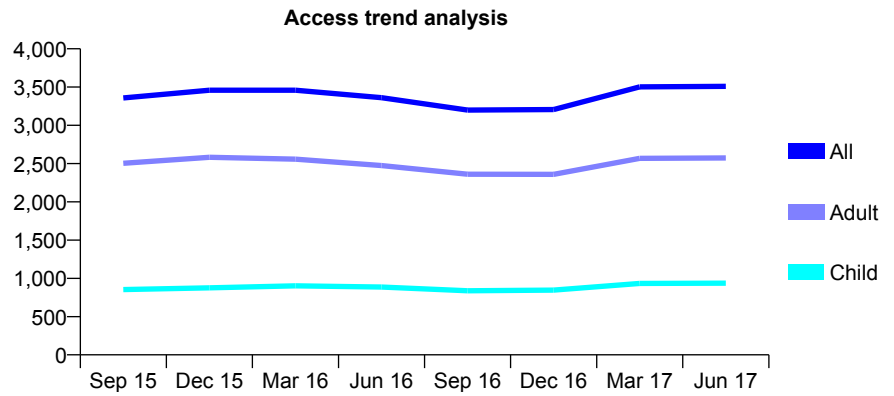
Q46 - Vital Signs At a Glance Contract Report for 166081/0001 - June 2017

Name or company name	Brooks Bar Dental Practice
Contract type name	GDS Contract
Purpose of contract	General
Contract start date	26/07/2013
Contract end date	

17/18 Contracted general activity (UDA)	14,264
Carry forward general activity (UDA)	0
17/18 Contracted orthodontic activity (UOA)	0
Carry forward orthodontic activity (UOA)	0
Baseline contract value	£433,890.18

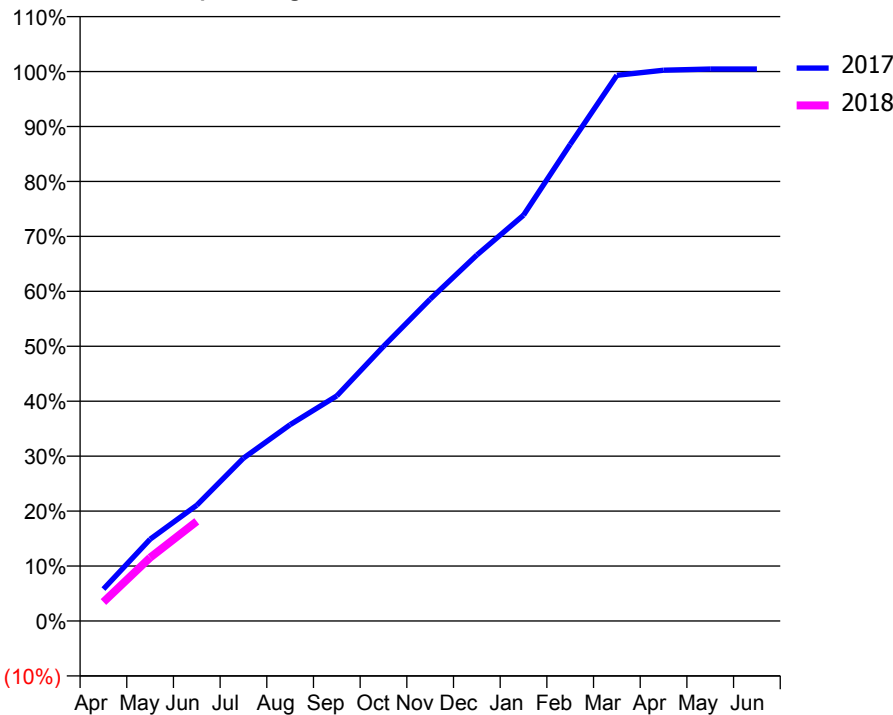
ACCESS*

Patients seen in 24 months	Total	Change since previous quarter
Quarter ending June 2016	3,361	
Quarter ending September 2016	3,199	↓
Quarter ending December 2016	3,206	→
Quarter ending March 2017	3,502	↑
Quarter ending June 2017	3,509	→
Variance since June 2016	4.4%	↑



ACTIVITY

Cumulative percentage of contracted UDA delivered 2017 & 2018



Month	Adjusted Scheduled Activity (UDA)	
	2017	2018
April	828	494
May	2,123	1,647
June	3,006	2,587
July	4,228	
August	5,098	
September	5,843	
October	7,128	
November	8,356	
December	9,499	
January	10,535	
February	12,373	
March	14,165	
April	14,297	
May	14,329	
June	14,329	

QUALITY

	Quantity	Base Number	Contract	AT	Region	England
% of FP17s for the same patient ID Re-attending within 3 months - Children	10	197	5.1%	12.1%	13.0%	12.0%
% of FP17s for the same patient ID Re-attending within 3 months - Adults	46	539	8.5%	16.9%	16.6%	16.0%
% of FP17s for the same patient ID Re-attending between 3 & 9 months - Children	76	197	38.6%	57.7%	59.5%	58.0%
% of FP17s for the same patient ID Re-attending between 3 & 9 months - Adults	179	539	33.2%	51.0%	53.1%	50.9%
% of FP17s for Band 1 Urgent Courses	38	702	5.4%	10.6%	9.3%	9.1%
% of FP17s Relating to Free Repair or Replacements	4	702	0.6%	0.9%	1.0%	0.8%
% of FP17s Relating to Continuations	10	702	1.4%	1.1%	1.3%	1.1%
% of Patients satisfied with the dentistry they have received	3	3	N/A	91.0%	91.9%	91.7%
% of Patients satisfied with the time they had to wait for an appointment	1	3	N/A	87.5%	88.7%	88.0%

* This is based on patients treated on this contract for their most recent course of treatment. Figures in italics indicate the base number of FP17s or Patient Questionnaire responses are less than 100. N/A is shown where the base number of responses is less than 10 during the period. % is calculated as Quantity/Base number*100

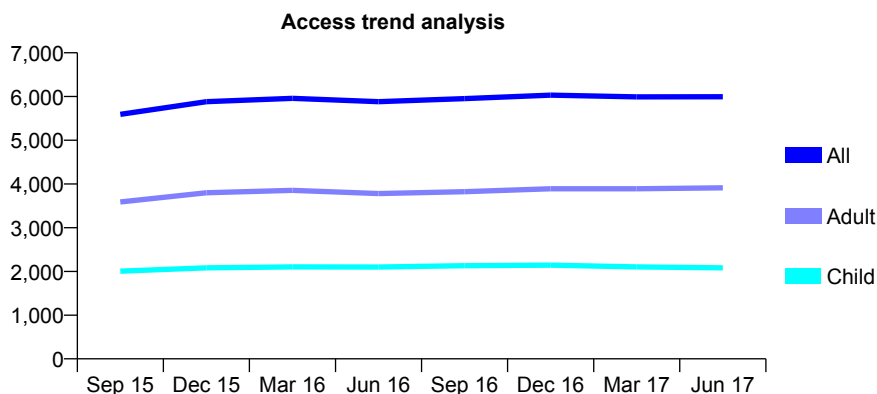
Q46 - Vital Signs At a Glance Contract Report for 166405/0001 - June 2017

Name or company name	Penny Meadow Dental Care Limited
Contract type name	GDS Contract
Purpose of contract	General
Contract start date	01/01/2014
Contract end date	

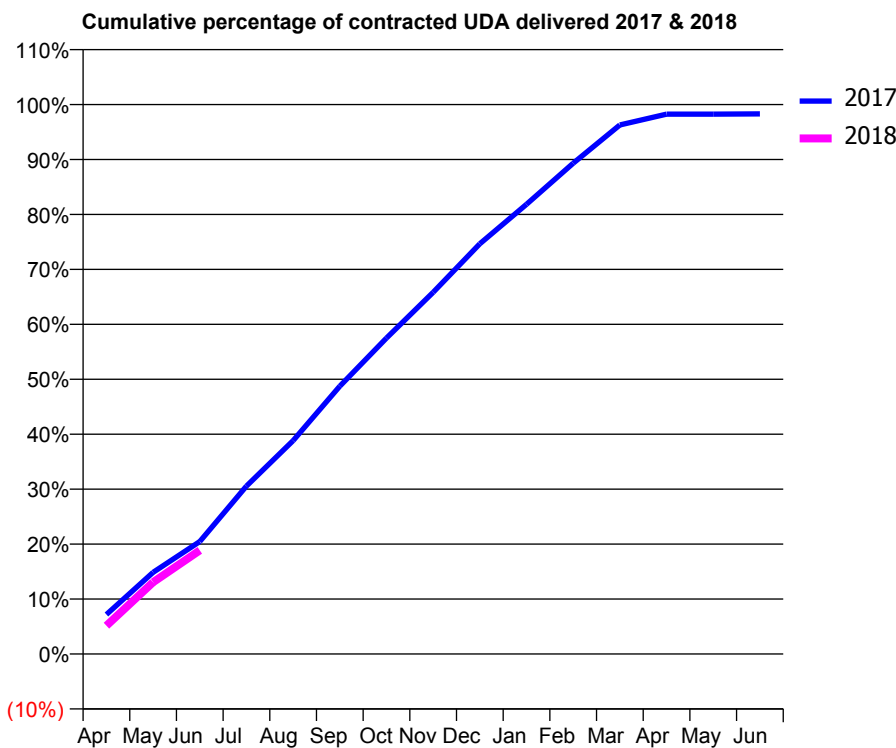
17/18 Contracted general activity (UDA)	16,838
Carry forward general activity (UDA)	0
17/18 Contracted orthodontic activity (UOA)	0
Carry forward orthodontic activity (UOA)	0
Baseline contract value	£467,821.33

ACCESS*

Patients seen in 24 months	Total	Change since previous quarter
Quarter ending June 2016	5,881	
Quarter ending September 2016	5,952	→
Quarter ending December 2016	6,033	→
Quarter ending March 2017	5,993	→
Quarter ending June 2017	5,995	→
Variance since June 2016	1.9%	→



ACTIVITY



Month	Adjusted Scheduled Activity (UDA)	
	2017	2018
April	1,211	869
May	2,501	2,201
June	3,448	3,175
July	5,147	
August	6,541	
September	8,206	
October	9,682	
November	11,083	
December	12,573	
January	13,779	
February	15,039	
March	16,210	
April	16,544	
May	16,541	
June	16,552	

QUALITY

	Quantity	Base Number	Contract	AT	Region	England
% of FP17s for the same patient ID Re-attending within 3 months - Children	53	748	7.1%	12.1%	13.0%	12.0%
% of FP17s for the same patient ID Re-attending within 3 months - Adults	117	1,121	10.4%	16.9%	16.6%	16.0%
% of FP17s for the same patient ID Re-attending between 3 & 9 months - Children	487	748	65.1%	57.7%	59.5%	58.0%
% of FP17s for the same patient ID Re-attending between 3 & 9 months - Adults	577	1,121	51.5%	51.0%	53.1%	50.9%
% of FP17s for Band 1 Urgent Courses	160	1,656	9.7%	10.6%	9.3%	9.1%
% of FP17s Relating to Free Repair or Replacements	9	1,656	0.5%	0.9%	1.0%	0.8%
% of FP17s Relating to Continuations	4	1,656	0.2%	1.1%	1.3%	1.1%
% of Patients satisfied with the dentistry they have received	2	2	N/A	91.0%	91.9%	91.7%
% of Patients satisfied with the time they had to wait for an appointment	2	2	N/A	87.5%	88.7%	88.0%

* This is based on patients treated on this contract for their most recent course of treatment. Figures in italics indicate the base number of FP17s or Patient Questionnaire responses are less than 100. N/A is shown where the base number of responses is less than 10 during the period. % is calculated as Quantity/Base number*100

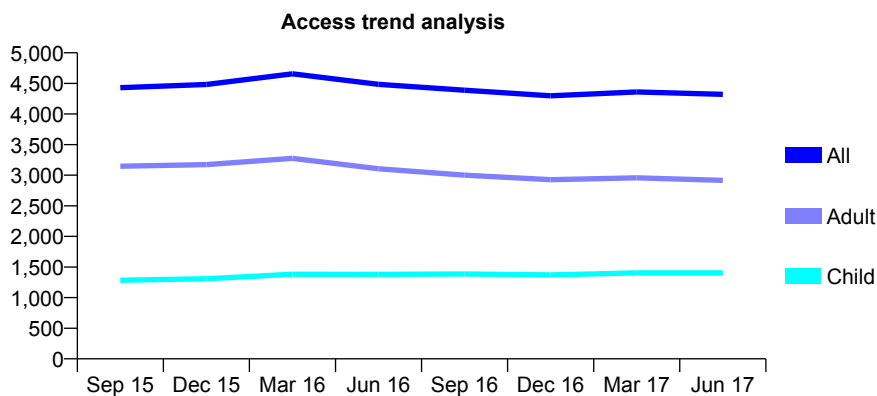
Q46 - Vital Signs At a Glance Contract Report for 166707/0001 - June 2017

Name or company name	151 Dental Ltd
Contract type name	GDS Contract
Purpose of contract	General
Contract start date	01/08/2007
Contract end date	

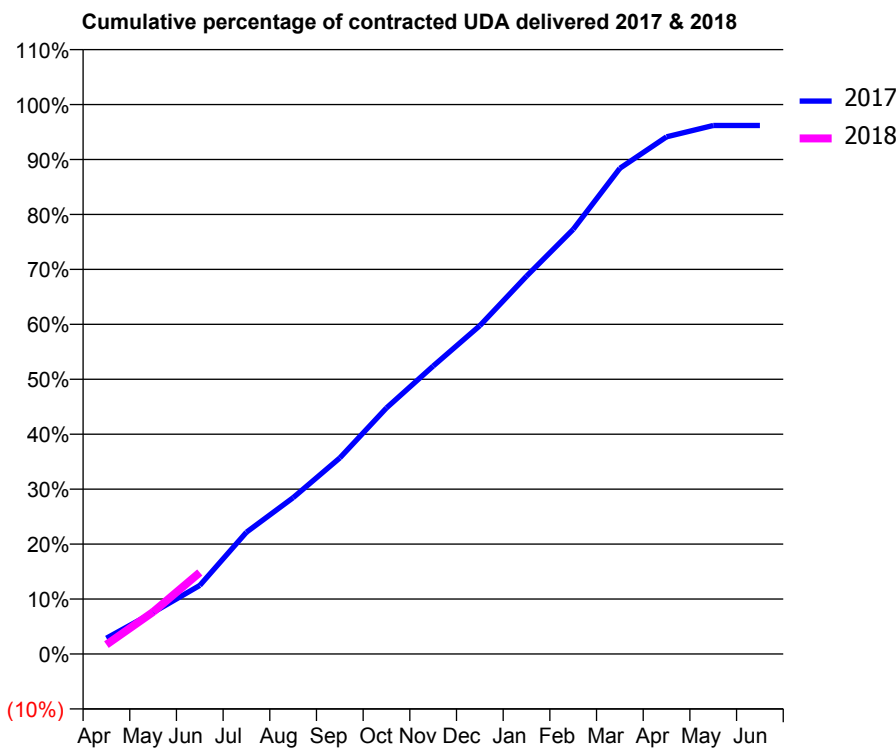
17/18 Contracted general activity (UDA)	18,209
Carry forward general activity (UDA)	0
17/18 Contracted orthodontic activity (UOA)	0
Carry forward orthodontic activity (UOA)	0
Baseline contract value	£464,569.60

ACCESS*

Patients seen in 24 months	Total	Change since previous quarter
Quarter ending June 2016	4,485	
Quarter ending September 2016	4,388	↓
Quarter ending December 2016	4,298	↓
Quarter ending March 2017	4,361	→
Quarter ending June 2017	4,321	→
Variance since June 2016	(3.7%)	↓



ACTIVITY



Month	Adjusted Scheduled Activity (UDA)	
	2017	2018
April	524	311
May	1,377	1,396
June	2,273	2,700
July	4,036	
August	5,183	
September	6,500	
October	8,155	
November	9,542	
December	10,882	
January	12,522	
February	14,069	
March	16,097	
April	17,139	
May	17,515	
June	17,515	

QUALITY

	Quantity	Base Number	Contract	AT	Region	England
% of FP17s for the same patient ID Re-attending within 3 months - Children	140	659	21.2%	12.1%	13.0%	12.0%
% of FP17s for the same patient ID Re-attending within 3 months - Adults	264	1,093	24.2%	16.9%	16.6%	16.0%
% of FP17s for the same patient ID Re-attending between 3 & 9 months - Children	404	659	61.3%	57.7%	59.5%	58.0%
% of FP17s for the same patient ID Re-attending between 3 & 9 months - Adults	594	1,093	54.3%	51.0%	53.1%	50.9%
% of FP17s for Band 1 Urgent Courses	135	1,307	10.3%	10.6%	9.3%	9.1%
% of FP17s Relating to Free Repair or Replacements	10	1,307	0.8%	0.9%	1.0%	0.8%
% of FP17s Relating to Continuations	4	1,307	0.3%	1.1%	1.3%	1.1%
% of Patients satisfied with the dentistry they have received	8	9	N/A	91.0%	91.9%	91.7%
% of Patients satisfied with the time they had to wait for an appointment	9	9	N/A	87.5%	88.7%	88.0%

* This is based on patients treated on this contract for their most recent course of treatment. Figures in italics indicate the base number of FP17s or Patient Questionnaire responses are less than 100. N/A is shown where the base number of responses is less than 10 during the period. % is calculated as Quantity/Base number*100

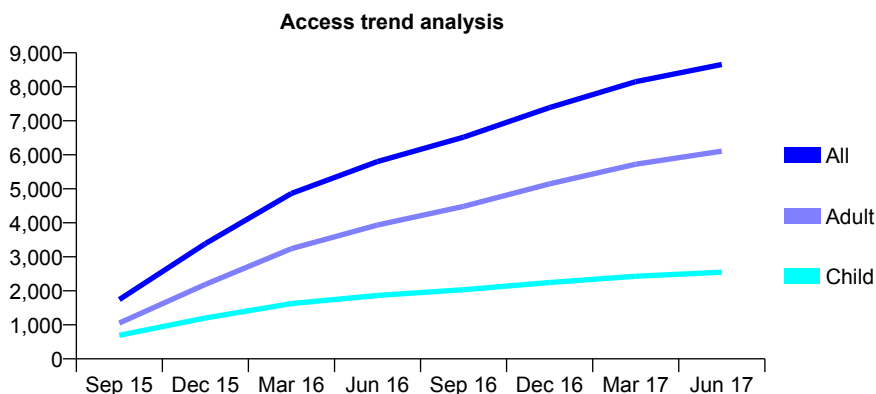
Q46 - Vital Signs At a Glance Contract Report for 167312/0001 - June 2017

Name or company name	Mellor, Wilkinson and Shokraee
Contract type name	GDS Contract
Purpose of contract	General
Contract start date	01/06/2015
Contract end date	

17/18 Contracted general activity (UDA)	21,353
Carry forward general activity (UDA)	0
17/18 Contracted orthodontic activity (UOA)	0
Carry forward orthodontic activity (UOA)	0
Baseline contract value	£685,195.84

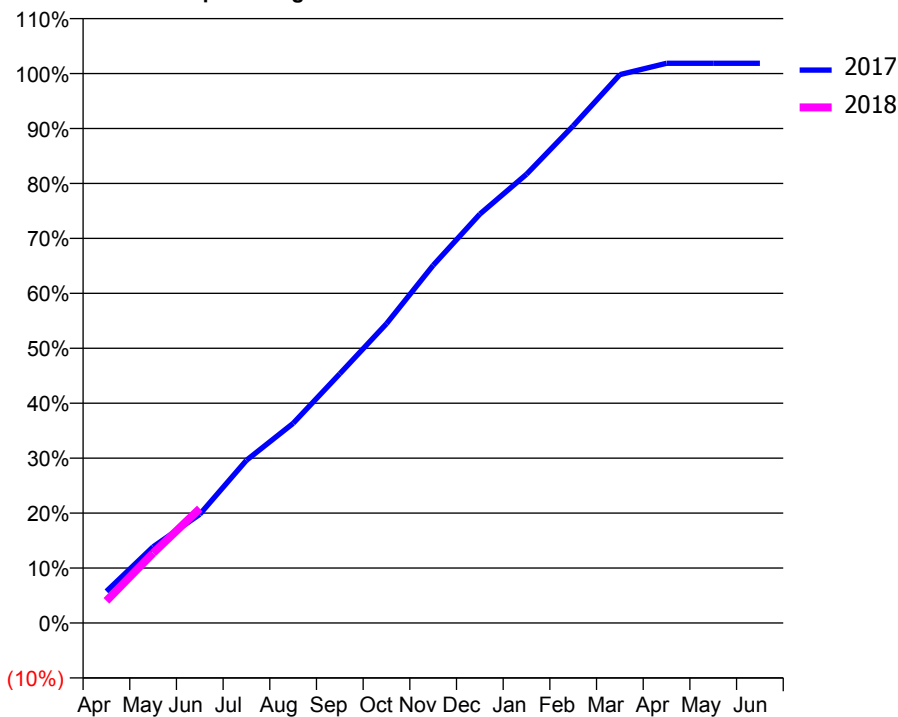
ACCESS*

Patients seen in 24 months	Total	Change since previous quarter
Quarter ending June 2016	5,800	
Quarter ending September 2016	6,519	↑
Quarter ending December 2016	7,392	↑
Quarter ending March 2017	8,150	↑
Quarter ending June 2017	8,655	↑
Variance since June 2016	49.2%	↑



ACTIVITY

Cumulative percentage of contracted UDA delivered 2017 & 2018



Month	Adjusted Scheduled Activity (UDA)	
	2017	2018
April	1,232	861
May	2,961	2,717
June	4,224	4,448
July	6,325	
August	7,758	
September	9,688	
October	11,631	
November	13,898	
December	15,887	
January	17,439	
February	19,319	
March	21,312	
April	21,753	
May	21,750	
June	21,750	

QUALITY

	Quantity	Base Number	Contract	AT	Region	England
% of FP17s for the same patient ID Re-attending within 3 months - Children	72	981	7.3%	12.1%	13.0%	12.0%
% of FP17s for the same patient ID Re-attending within 3 months - Adults	261	1,824	14.3%	16.9%	16.6%	16.0%
% of FP17s for the same patient ID Re-attending between 3 & 9 months - Children	582	981	59.3%	57.7%	59.5%	58.0%
% of FP17s for the same patient ID Re-attending between 3 & 9 months - Adults	877	1,824	48.1%	51.0%	53.1%	50.9%
% of FP17s for Band 1 Urgent Courses	181	1,954	9.3%	10.6%	9.3%	9.1%
% of FP17s Relating to Free Repair or Replacements	9	1,954	0.5%	0.9%	1.0%	0.8%
% of FP17s Relating to Continuations	24	1,954	1.2%	1.1%	1.3%	1.1%
% of Patients satisfied with the dentistry they have received	13	13	100.0%	91.0%	91.9%	91.7%
% of Patients satisfied with the time they had to wait for an appointment	9	13	69.2%	87.5%	88.7%	88.0%

* This is based on patients treated on this contract for their most recent course of treatment. Figures in italics indicate the base number of FP17s or Patient Questionnaire responses are less than 100. N/A is shown where the base number of responses is less than 10 during the period. % is calculated as Quantity/Base number*100

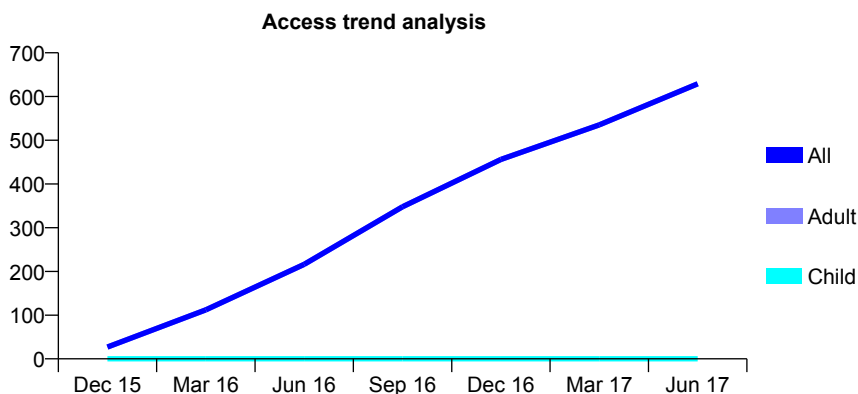
Q46 - Vital Signs At a Glance Contract Report for 167312/0002 - June 2017

Name or company name	Mellor, Wilkinson and Shokraee
Contract type name	GDS Contract
Purpose of contract	General
Contract start date	01/11/2015
Contract end date	

17/18 Contracted general activity (UDA)	2,000
Carry forward general activity (UDA)	0
17/18 Contracted orthodontic activity (UOA)	0
Carry forward orthodontic activity (UOA)	0
Baseline contract value	£168,379.85

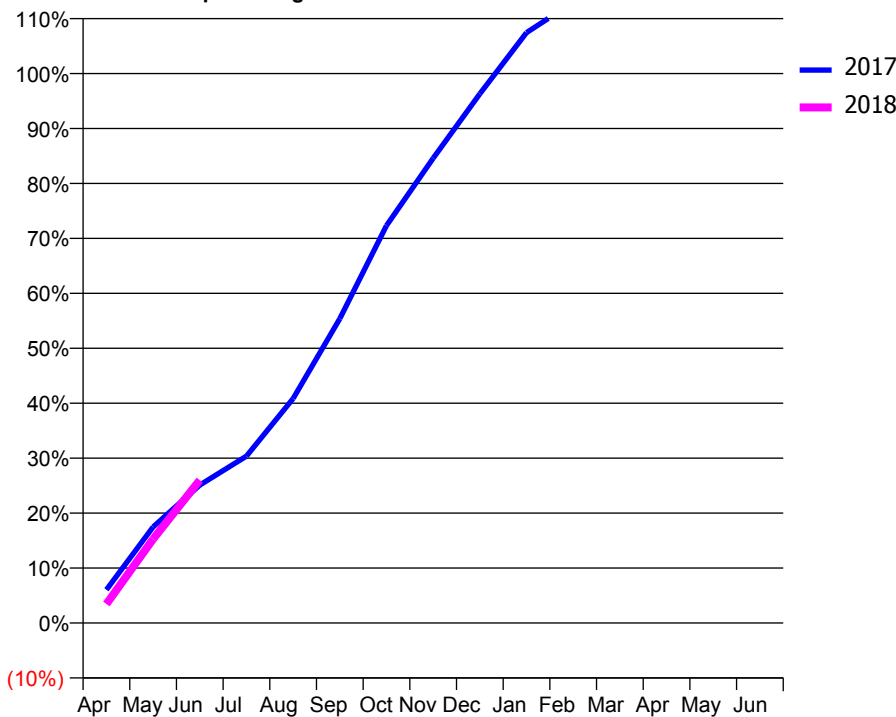
ACCESS*

Patients seen in 24 months	Total	Change since previous quarter
Quarter ending June 2016	216	
Quarter ending September 2016	348	↑
Quarter ending December 2016	456	↑
Quarter ending March 2017	535	↑
Quarter ending June 2017	629	↑
Variance since June 2016	191.2%	↑



ACTIVITY

Cumulative percentage of contracted UDA delivered 2017 & 2018



Month	Adjusted Scheduled Activity (UDA)	
	2017	2018
April	121	69
May	350	306
June	502	520
July	607	
August	817	
September	1,108	
October	1,446	
November	1,692	
December	1,926	
January	2,149	
February	2,259	
March	2,365	
April	2,525	
May	2,553	
June	2,553	

QUALITY

	Quantity	Base Number	Contract	AT	Region	England
% of FP17s for the same patient ID Re-attending within 3 months - Children	0	0	N/A	12.1%	13.0%	12.0%
% of FP17s for the same patient ID Re-attending within 3 months - Adults	6	175	3.4%	16.9%	16.6%	16.0%
% of FP17s for the same patient ID Re-attending between 3 & 9 months - Children	0	0	N/A	57.7%	59.5%	58.0%
% of FP17s for the same patient ID Re-attending between 3 & 9 months - Adults	21	175	12.0%	51.0%	53.1%	50.9%
% of FP17s for Band 1 Urgent Courses	34	125	27.2%	10.6%	9.3%	9.1%
% of FP17s Relating to Free Repair or Replacements	0	125	0.0%	0.9%	1.0%	0.8%
% of FP17s Relating to Continuations	0	125	0.0%	1.1%	1.3%	1.1%
% of Patients satisfied with the dentistry they have received	0	0	N/A	91.0%	91.9%	91.7%
% of Patients satisfied with the time they had to wait for an appointment	0	0	N/A	87.5%	88.7%	88.0%

* This is based on patients treated on this contract for their most recent course of treatment. Figures in italics indicate the base number of FP17s or Patient Questionnaire responses are less than 100. N/A is shown where the base number of responses is less than 10 during the period. % is calculated as Quantity/Base number*100

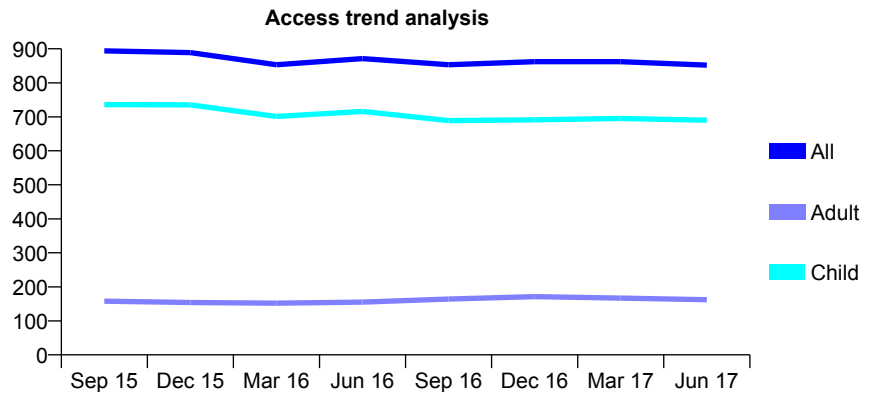
Q46 - Vital Signs At a Glance Contract Report for 168033/0001 - June 2017

Name or company name	Mossley Dental Care
Contract type name	GDS Contract
Purpose of contract	General
Contract start date	01/02/2013
Contract end date	

17/18 Contracted general activity (UDA)	2,000
Carry forward general activity (UDA)	0
17/18 Contracted orthodontic activity (UOA)	0
Carry forward orthodontic activity (UOA)	0
Baseline contract value	£55,555.69

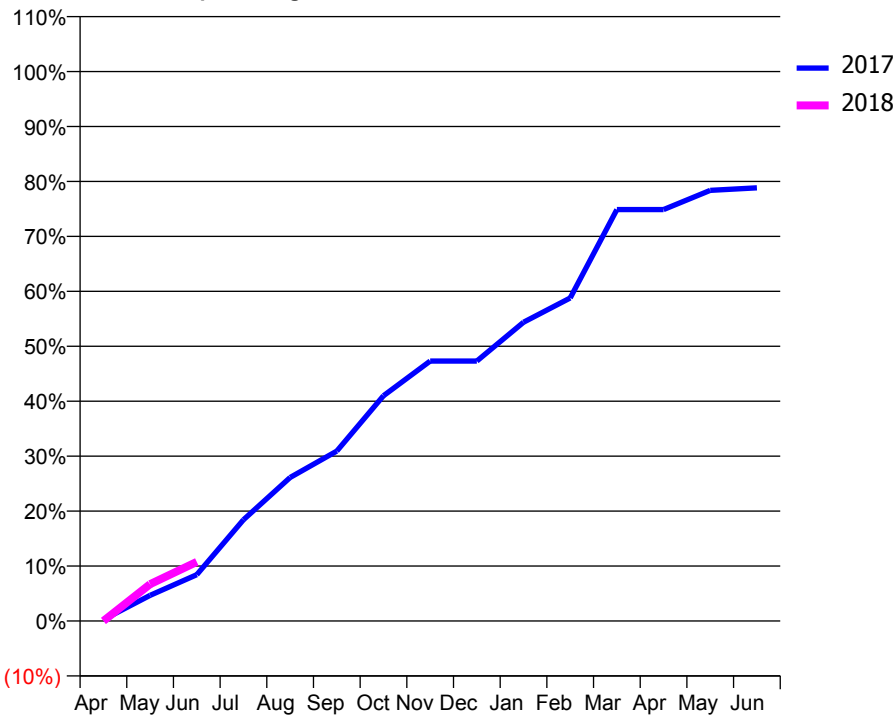
ACCESS*

Patients seen in 24 months	Total	Change since previous quarter
Quarter ending June 2016	871	
Quarter ending September 2016	853	↓
Quarter ending December 2016	862	→
Quarter ending March 2017	862	→
Quarter ending June 2017	852	↓
Variance since June 2016	(2.2%)	↓



ACTIVITY

Cumulative percentage of contracted UDA delivered 2017 & 2018



Month	Adjusted Scheduled Activity (UDA)	
	2017	2018
April	5	0
May	93	134
June	169	215
July	368	
August	523	
September	619	
October	820	
November	946	
December	946	
January	1,088	
February	1,176	
March	1,498	
April	1,498	
May	1,567	
June	1,576	

QUALITY

	Quantity	Base Number	Contract	AT	Region	England
% of FP17s for the same patient ID Re-attending within 3 months - Children	8	171	4.7%	12.1%	13.0%	12.0%
% of FP17s for the same patient ID Re-attending within 3 months - Adults	3	34	8.8%	16.9%	16.6%	16.0%
% of FP17s for the same patient ID Re-attending between 3 & 9 months - Children	97	171	56.7%	57.7%	59.5%	58.0%
% of FP17s for the same patient ID Re-attending between 3 & 9 months - Adults	18	34	52.9%	51.0%	53.1%	50.9%
% of FP17s for Band 1 Urgent Courses	6	153	3.9%	10.6%	9.3%	9.1%
% of FP17s Relating to Free Repair or Replacements	0	153	0.0%	0.9%	1.0%	0.8%
% of FP17s Relating to Continuations	0	153	0.0%	1.1%	1.3%	1.1%
% of Patients satisfied with the dentistry they have received	0	1	N/A	91.0%	91.9%	91.7%
% of Patients satisfied with the time they had to wait for an appointment	0	1	N/A	87.5%	88.7%	88.0%

* This is based on patients treated on this contract for their most recent course of treatment. Figures in italics indicate the base number of FP17s or Patient Questionnaire responses are less than 100. N/A is shown where the base number of responses is less than 10 during the period. % is calculated as Quantity/Base number*100

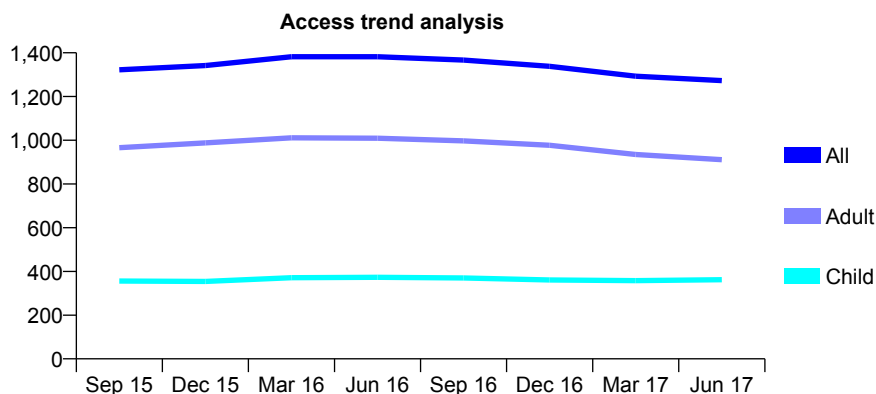
Q46 - Vital Signs At a Glance Contract Report for 168157/0001 - June 2017

Name or company name	Ravat & Ray Dental Care Bolton
Contract type name	GDS Contract
Purpose of contract	General
Contract start date	28/01/2014
Contract end date	

17/18 Contracted general activity (UDA)	3,981
Carry forward general activity (UDA)	0
17/18 Contracted orthodontic activity (UOA)	0
Carry forward orthodontic activity (UOA)	0
Baseline contract value	£90,201.42

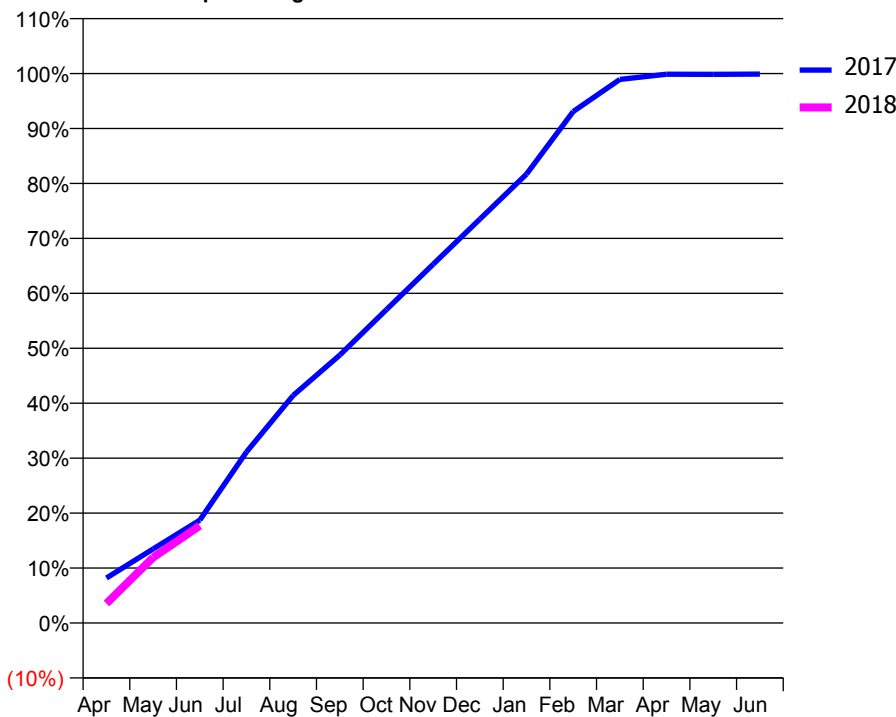
ACCESS*

Patients seen in 24 months	Total	Change since previous quarter
Quarter ending June 2016	1,382	
Quarter ending September 2016	1,367	↓
Quarter ending December 2016	1,338	↓
Quarter ending March 2017	1,293	↓
Quarter ending June 2017	1,273	↓
Variance since June 2016	(7.9%)	↓



ACTIVITY

Cumulative percentage of contracted UDA delivered 2017 & 2018



Month	Adjusted Scheduled Activity (UDA)	
	2017	2018
April	326	141
May	536	475
June	745	705
July	1,239	
August	1,649	
September	1,941	
October	2,271	
November	2,599	
December	2,926	
January	3,252	
February	3,706	
March	3,938	
April	3,975	
May	3,974	
June	3,976	

QUALITY

	Quantity	Base Number	Contract	AT	Region	England
% of FP17s for the same patient ID Re-attending within 3 months - Children	4	109	3.7%	12.1%	13.0%	12.0%
% of FP17s for the same patient ID Re-attending within 3 months - Adults	30	315	9.5%	16.9%	16.6%	16.0%
% of FP17s for the same patient ID Re-attending between 3 & 9 months - Children	77	109	70.6%	57.7%	59.5%	58.0%
% of FP17s for the same patient ID Re-attending between 3 & 9 months - Adults	224	315	71.1%	51.0%	53.1%	50.9%
% of FP17s for Band 1 Urgent Courses	21	413	5.1%	10.6%	9.3%	9.1%
% of FP17s Relating to Free Repair or Replacements	4	413	1.0%	0.9%	1.0%	0.8%
% of FP17s Relating to Continuations	1	413	0.2%	1.1%	1.3%	1.1%
% of Patients satisfied with the dentistry they have received	2	2	N/A	91.0%	91.9%	91.7%
% of Patients satisfied with the time they had to wait for an appointment	2	2	N/A	87.5%	88.7%	88.0%

* This is based on patients treated on this contract for their most recent course of treatment. Figures in italics indicate the base number of FP17s or Patient Questionnaire responses are less than 100. N/A is shown where the base number of responses is less than 10 during the period. % is calculated as Quantity/Base number*100

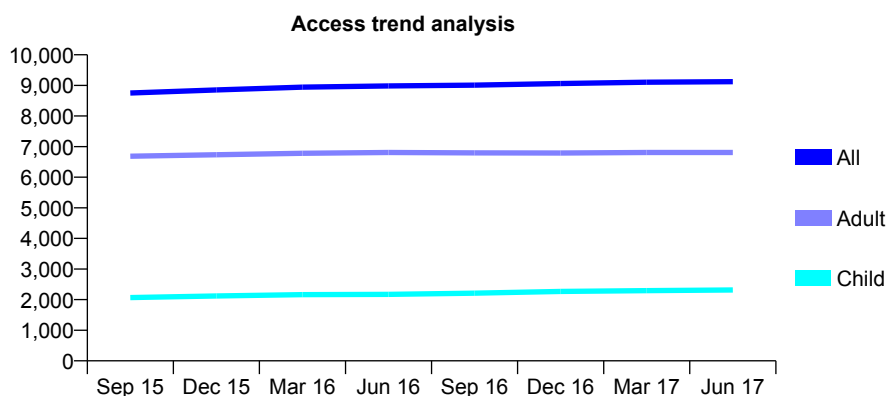
Q46 - Vital Signs At a Glance Contract Report for 168270/0001 - June 2017

Name or company name	MR KA WITHERS
Contract type name	GDS Contract
Purpose of contract	General
Contract start date	01/07/2010
Contract end date	

17/18 Contracted general activity (UDA)	26,084
Carry forward general activity (UDA)	0
17/18 Contracted orthodontic activity (UOA)	0
Carry forward orthodontic activity (UOA)	0
Baseline contract value	£761,556.71

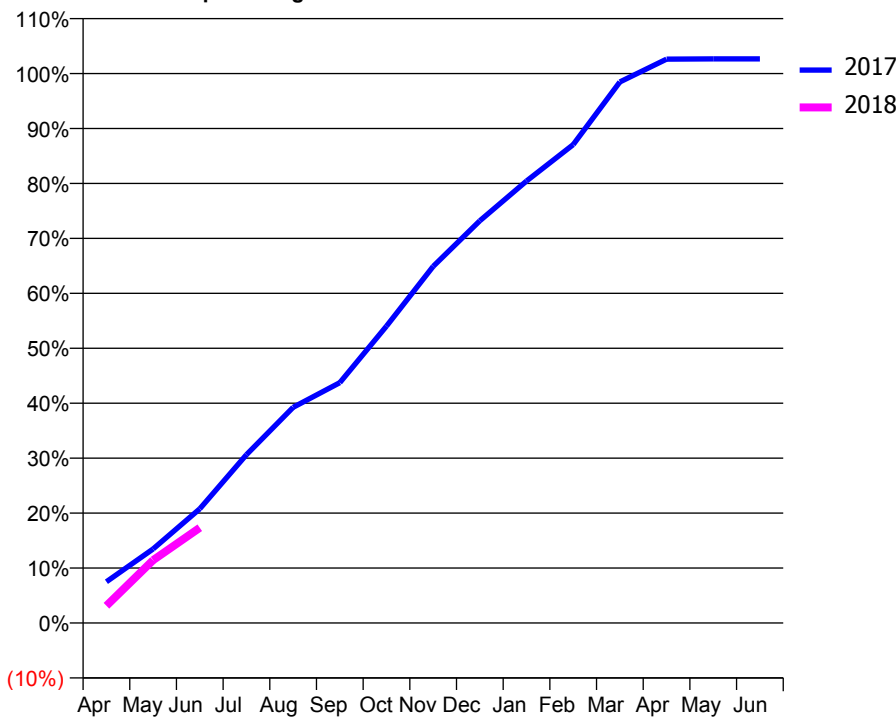
ACCESS*

Patients seen in 24 months	Total	Change since previous quarter
Quarter ending June 2016	8,981	
Quarter ending September 2016	9,008	→
Quarter ending December 2016	9,059	→
Quarter ending March 2017	9,104	→
Quarter ending June 2017	9,122	→
Variance since June 2016	1.6%	→



ACTIVITY

Cumulative percentage of contracted UDA delivered 2017 & 2018



Adjusted Scheduled Activity (UDA)

Month	2017	2018
April	1,939	820
May	3,488	2,985
June	5,372	4,521
July	7,920	
August	10,147	
September	11,310	
October	13,968	
November	16,780	
December	18,929	
January	20,796	
February	22,509	
March	25,457	
April	26,529	
May	26,546	
June	26,547	

QUALITY

	Quantity	Base Number	Contract	AT	Region	England
% of FP17s for the same patient ID Re-attending within 3 months - Children	59	850	6.9%	12.1%	13.0%	12.0%
% of FP17s for the same patient ID Re-attending within 3 months - Adults	228	2,232	10.2%	16.9%	16.6%	16.0%
% of FP17s for the same patient ID Re-attending between 3 & 9 months - Children	449	850	52.8%	57.7%	59.5%	58.0%
% of FP17s for the same patient ID Re-attending between 3 & 9 months - Adults	1,341	2,232	60.1%	51.0%	53.1%	50.9%
% of FP17s for Band 1 Urgent Courses	134	2,596	5.2%	10.6%	9.3%	9.1%
% of FP17s Relating to Free Repair or Replacements	28	2,596	1.1%	0.9%	1.0%	0.8%
% of FP17s Relating to Continuations	16	2,596	0.6%	1.1%	1.3%	1.1%
% of Patients satisfied with the dentistry they have received	9	10	90.0%	91.0%	91.9%	91.7%
% of Patients satisfied with the time they had to wait for an appointment	9	10	90.0%	87.5%	88.7%	88.0%

* This is based on patients treated on this contract for their most recent course of treatment. Figures in italics indicate the base number of FP17s or Patient Questionnaire responses are less than 100. N/A is shown where the base number of responses is less than 10 during the period. % is calculated as Quantity/Base number*100

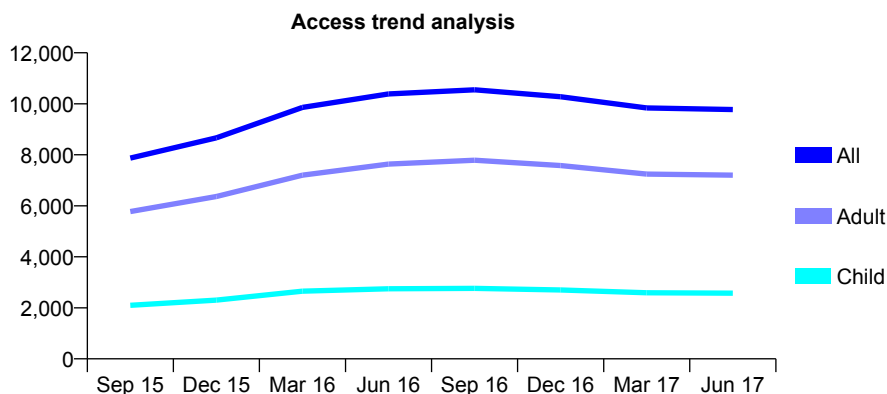
Q46 - Vital Signs At a Glance Contract Report for 168653/0001 - June 2017

Name or company name	SimplyOne Dental
Contract type name	GDS Contract
Purpose of contract	General
Contract start date	03/09/2014
Contract end date	

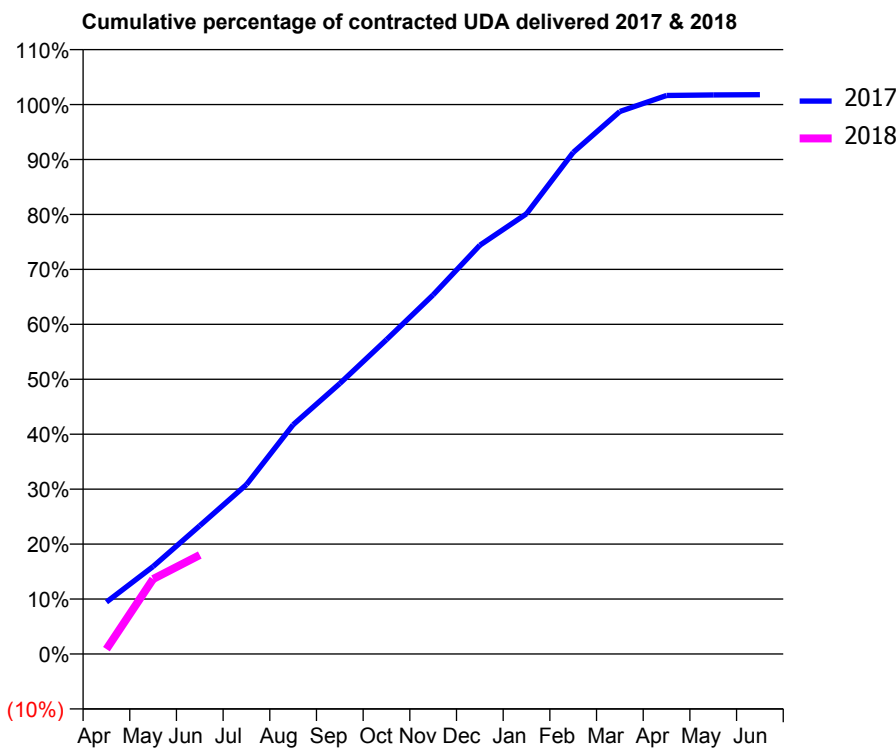
17/18 Contracted general activity (UDA)	26,986
Carry forward general activity (UDA)	0
17/18 Contracted orthodontic activity (UOA)	0
Carry forward orthodontic activity (UOA)	0
Baseline contract value	£750,931.97

ACCESS*

Patients seen in 24 months	Total	Change since previous quarter
Quarter ending June 2016	10,386	
Quarter ending September 2016	10,549	→
Quarter ending December 2016	10,279	↓
Quarter ending March 2017	9,837	↓
Quarter ending June 2017	9,773	→
Variance since June 2016	(5.9%)	↓



ACTIVITY



Month	Adjusted Scheduled Activity (UDA)	
	2017	2018
April	2,552	240
May	4,301	3,681
June	6,300	4,862
July	8,319	
August	11,261	
September	13,282	
October	15,439	
November	17,641	
December	20,073	
January	21,621	
February	24,632	
March	26,643	
April	27,429	
May	27,453	
June	27,467	

QUALITY

	Quantity	Base Number	Contract	AT	Region	England
% of FP17s for the same patient ID Re-attending within 3 months - Children	69	710	9.7%	12.1%	13.0%	12.0%
% of FP17s for the same patient ID Re-attending within 3 months - Adults	286	1,768	16.2%	16.9%	16.6%	16.0%
% of FP17s for the same patient ID Re-attending between 3 & 9 months - Children	389	710	54.8%	57.7%	59.5%	58.0%
% of FP17s for the same patient ID Re-attending between 3 & 9 months - Adults	836	1,768	47.3%	51.0%	53.1%	50.9%
% of FP17s for Band 1 Urgent Courses	339	2,034	16.7%	10.6%	9.3%	9.1%
% of FP17s Relating to Free Repair or Replacements	13	2,034	0.6%	0.9%	1.0%	0.8%
% of FP17s Relating to Continuations	39	2,034	1.9%	1.1%	1.3%	1.1%
% of Patients satisfied with the dentistry they have received	3	5	N/A	91.0%	91.9%	91.7%
% of Patients satisfied with the time they had to wait for an appointment	4	5	N/A	87.5%	88.7%	88.0%

* This is based on patients treated on this contract for their most recent course of treatment. Figures in italics indicate the base number of FP17s or Patient Questionnaire responses are less than 100. N/A is shown where the base number of responses is less than 10 during the period. % is calculated as Quantity/Base number*100

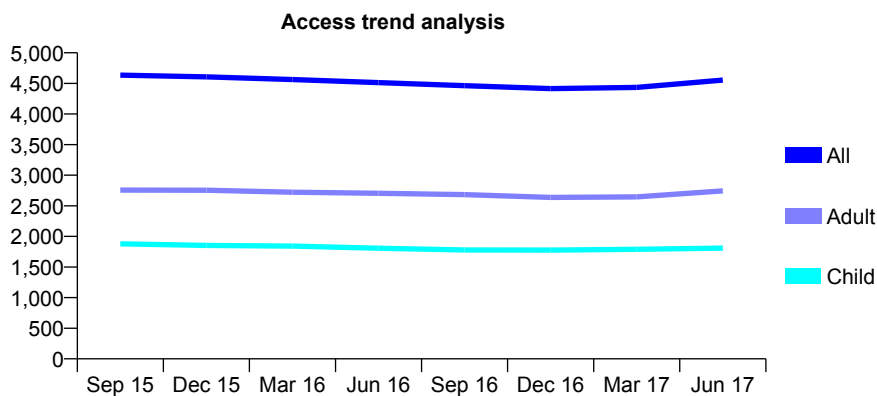
Q46 - Vital Signs At a Glance Contract Report for 168947/0001 - June 2017

Name or company name	Silverwell Dental Surgery
Contract type name	GDS Contract
Purpose of contract	General
Contract start date	01/06/2010
Contract end date	

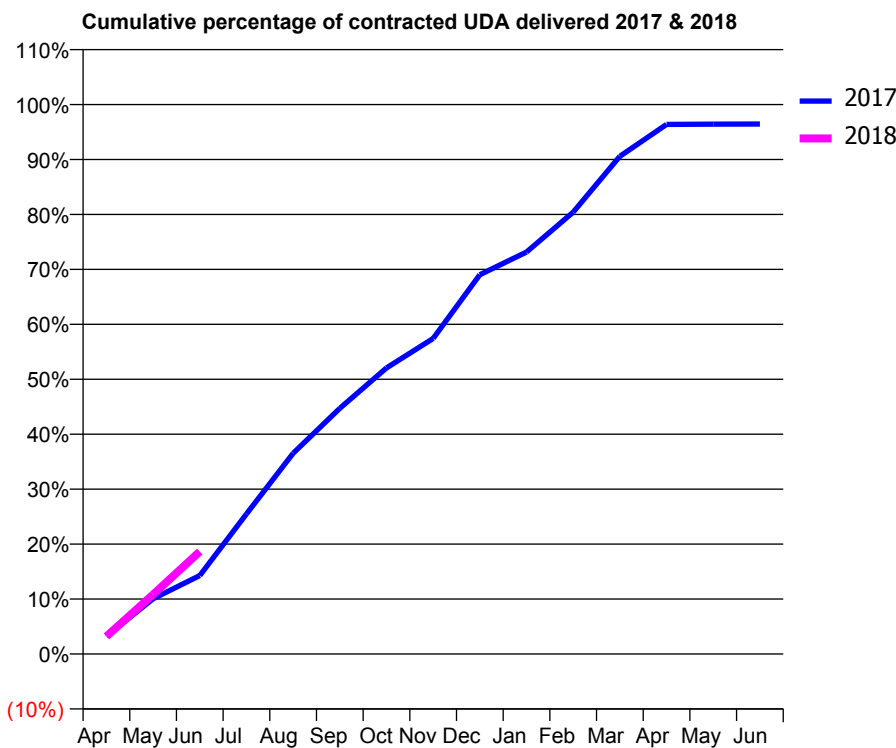
17/18 Contracted general activity (UDA)	12,600
Carry forward general activity (UDA)	0
17/18 Contracted orthodontic activity (UOA)	0
Carry forward orthodontic activity (UOA)	0
Baseline contract value	£310,813.43

ACCESS*

Patients seen in 24 months	Total	Change since previous quarter
Quarter ending June 2016	4,512	
Quarter ending September 2016	4,462	↓
Quarter ending December 2016	4,415	↓
Quarter ending March 2017	4,435	→
Quarter ending June 2017	4,555	↑
Variance since June 2016	1.0%	→



ACTIVITY



Month	Adjusted Scheduled Activity (UDA)	
	2017	2018
April	408	405
May	1,267	1,364
June	1,798	2,349
July	3,211	
August	4,604	
September	5,633	
October	6,562	
November	7,235	
December	8,697	
January	9,218	
February	10,131	
March	11,412	
April	12,144	
May	12,150	
June	12,151	

QUALITY

	Quantity	Base Number	Contract	AT	Region	England
% of FP17s for the same patient ID Re-attending within 3 months - Children	52	709	7.3%	12.1%	13.0%	12.0%
% of FP17s for the same patient ID Re-attending within 3 months - Adults	125	958	13.0%	16.9%	16.6%	16.0%
% of FP17s for the same patient ID Re-attending between 3 & 9 months - Children	417	709	58.8%	57.7%	59.5%	58.0%
% of FP17s for the same patient ID Re-attending between 3 & 9 months - Adults	474	958	49.5%	51.0%	53.1%	50.9%
% of FP17s for Band 1 Urgent Courses	66	1,334	4.9%	10.6%	9.3%	9.1%
% of FP17s Relating to Free Repair or Replacements	3	1,334	0.2%	0.9%	1.0%	0.8%
% of FP17s Relating to Continuations	4	1,334	0.3%	1.1%	1.3%	1.1%
% of Patients satisfied with the dentistry they have received	0	0	N/A	91.0%	91.9%	91.7%
% of Patients satisfied with the time they had to wait for an appointment	0	0	N/A	87.5%	88.7%	88.0%

* This is based on patients treated on this contract for their most recent course of treatment. Figures in italics indicate the base number of FP17s or Patient Questionnaire responses are less than 100. N/A is shown where the base number of responses is less than 10 during the period. % is calculated as Quantity/Base number*100

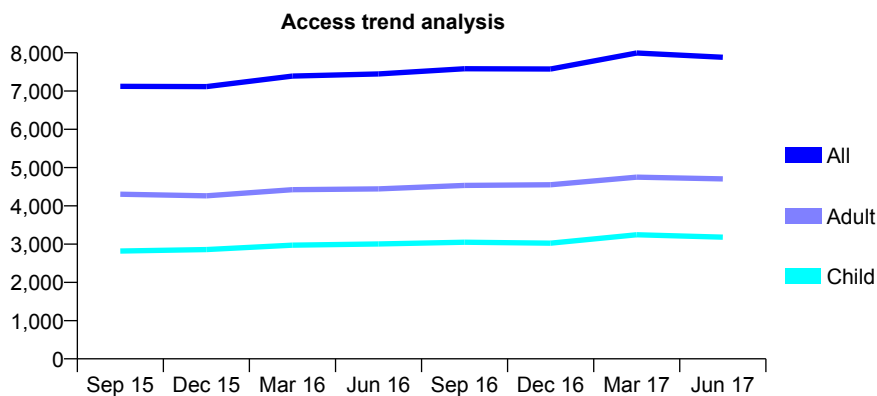
Q46 - Vital Signs At a Glance Contract Report for 173096/0001 - June 2017

Name or company name	Mr A Hussain
Contract type name	GDS Contract
Purpose of contract	General
Contract start date	01/04/2010
Contract end date	

17/18 Contracted general activity (UDA)	22,889
Carry forward general activity (UDA)	0
17/18 Contracted orthodontic activity (UOA)	0
Carry forward orthodontic activity (UOA)	0
Baseline contract value	£651,051.75

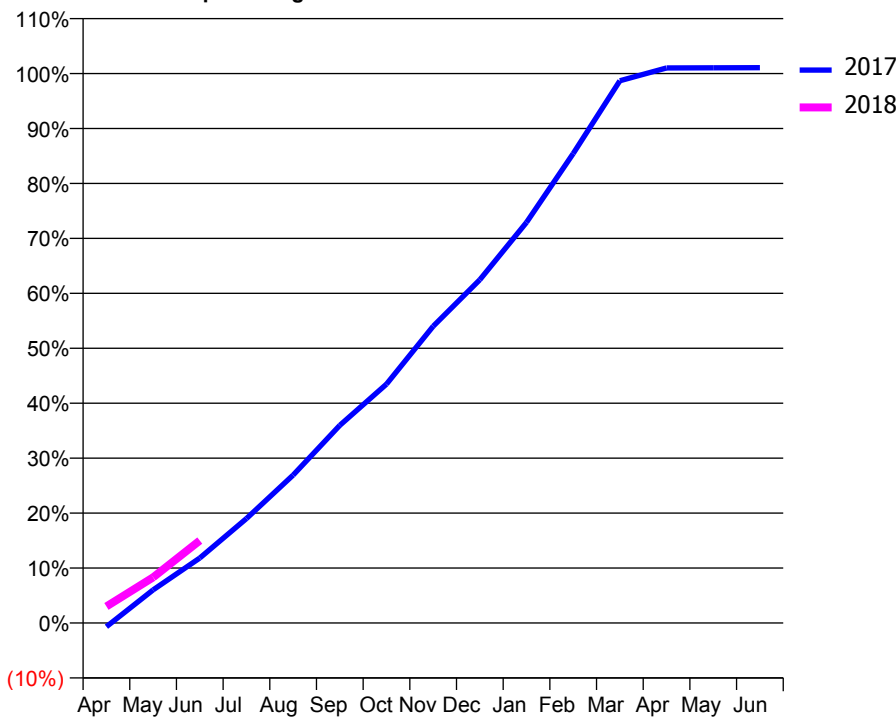
ACCESS*

Patients seen in 24 months	Total	Change since previous quarter
Quarter ending June 2016	7,446	
Quarter ending September 2016	7,584	→
Quarter ending December 2016	7,577	→
Quarter ending March 2017	7,996	↑
Quarter ending June 2017	7,883	↓
Variance since June 2016	5.9%	↑



ACTIVITY

Cumulative percentage of contracted UDA delivered 2017 & 2018



Month	Adjusted Scheduled Activity (UDA)	
	2017	2018
April	-160	691
May	1,380	1,902
June	2,708	3,438
July	4,353	
August	6,165	
September	8,235	
October	9,952	
November	12,364	
December	14,298	
January	16,686	
February	19,554	
March	22,585	
April	23,120	
May	23,128	
June	23,132	

QUALITY

	Quantity	Base Number	Contract	AT	Region	England
% of FP17s for the same patient ID Re-attending within 3 months - Children	78	670	11.6%	12.1%	13.0%	12.0%
% of FP17s for the same patient ID Re-attending within 3 months - Adults	275	1,085	25.3%	16.9%	16.6%	16.0%
% of FP17s for the same patient ID Re-attending between 3 & 9 months - Children	327	670	48.8%	57.7%	59.5%	58.0%
% of FP17s for the same patient ID Re-attending between 3 & 9 months - Adults	414	1,085	38.2%	51.0%	53.1%	50.9%
% of FP17s for Band 1 Urgent Courses	279	1,519	18.4%	10.6%	9.3%	9.1%
% of FP17s Relating to Free Repair or Replacements	4	1,519	0.3%	0.9%	1.0%	0.8%
% of FP17s Relating to Continuations	21	1,519	1.4%	1.1%	1.3%	1.1%
% of Patients satisfied with the dentistry they have received	8	8	N/A	91.0%	91.9%	91.7%
% of Patients satisfied with the time they had to wait for an appointment	6	8	N/A	87.5%	88.7%	88.0%

* This is based on patients treated on this contract for their most recent course of treatment. Figures in italics indicate the base number of FP17s or Patient Questionnaire responses are less than 100. N/A is shown where the base number of responses is less than 10 during the period. % is calculated as Quantity/Base number*100

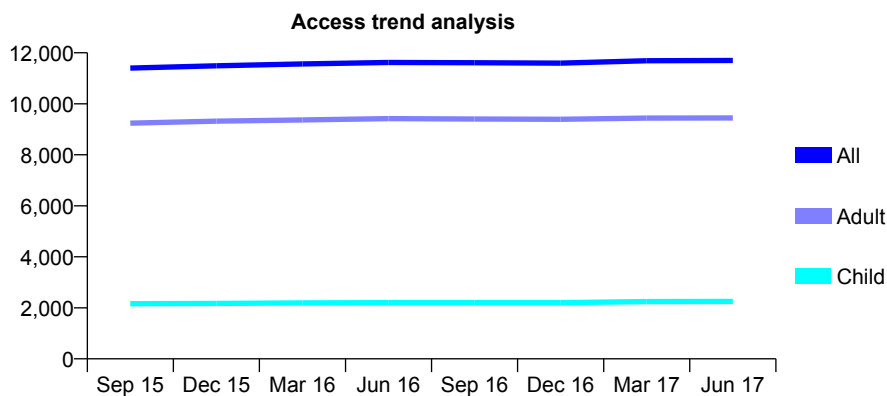
Q46 - Vital Signs At a Glance Contract Report for 173401/0001 - June 2017

Name or company name	Romiley Dental Practice
Contract type name	GDS Contract
Purpose of contract	General
Contract start date	01/04/2006
Contract end date	

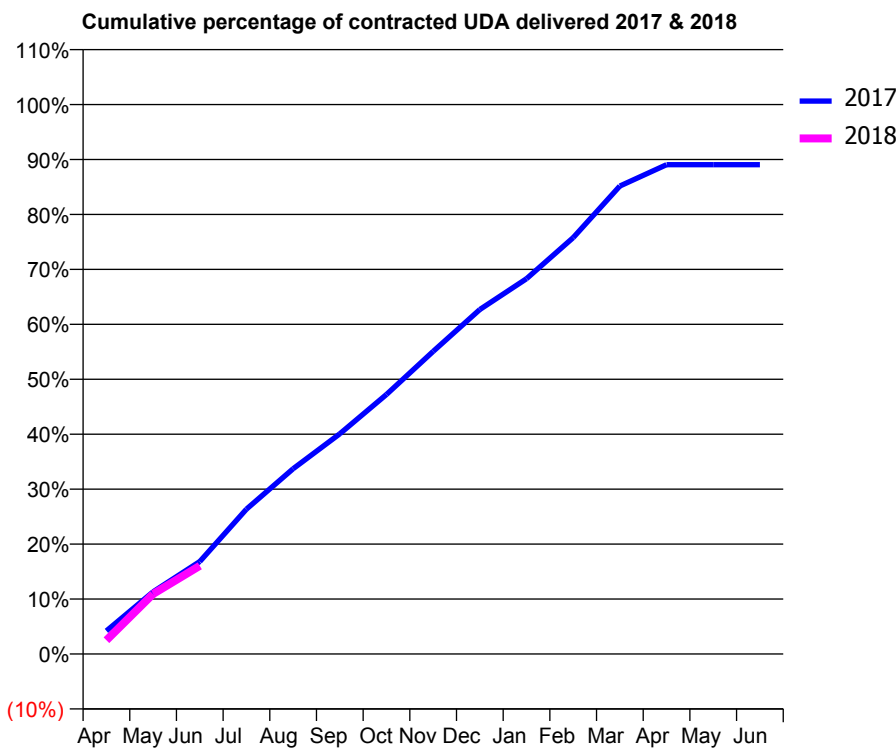
17/18 Contracted general activity (UDA)	34,502
Carry forward general activity (UDA)	0
17/18 Contracted orthodontic activity (UOA)	0
Carry forward orthodontic activity (UOA)	0
Baseline contract value	£825,699.64

ACCESS*

Patients seen in 24 months	Total	Change since previous quarter
Quarter ending June 2016	11,623	
Quarter ending September 2016	11,609	→
Quarter ending December 2016	11,594	→
Quarter ending March 2017	11,689	→
Quarter ending June 2017	11,698	→
Variance since June 2016	0.6%	→



ACTIVITY



Month	Adjusted Scheduled Activity (UDA)	
	2017	2018
April	1,451	869
May	3,902	3,772
June	5,803	5,540
July	9,098	
August	11,636	
September	13,824	
October	16,297	
November	19,005	
December	21,633	
January	23,567	
February	26,139	
March	29,382	
April	30,722	
May	30,725	
June	30,726	

QUALITY

	Quantity	Base Number	Contract	AT	Region	England
% of FP17s for the same patient ID Re-attending within 3 months - Children	42	737	5.7%	12.1%	13.0%	12.0%
% of FP17s for the same patient ID Re-attending within 3 months - Adults	414	3,028	13.7%	16.9%	16.6%	16.0%
% of FP17s for the same patient ID Re-attending between 3 & 9 months - Children	418	737	56.7%	57.7%	59.5%	58.0%
% of FP17s for the same patient ID Re-attending between 3 & 9 months - Adults	1,643	3,028	54.3%	51.0%	53.1%	50.9%
% of FP17s for Band 1 Urgent Courses	231	2,887	8.0%	10.6%	9.3%	9.1%
% of FP17s Relating to Free Repair or Replacements	24	2,887	0.8%	0.9%	1.0%	0.8%
% of FP17s Relating to Continuations	32	2,887	1.1%	1.1%	1.3%	1.1%
% of Patients satisfied with the dentistry they have received	12	13	92.3%	91.0%	91.9%	91.7%
% of Patients satisfied with the time they had to wait for an appointment	12	13	92.3%	87.5%	88.7%	88.0%

* This is based on patients treated on this contract for their most recent course of treatment. Figures in italics indicate the base number of FP17s or Patient Questionnaire responses are less than 100. N/A is shown where the base number of responses is less than 10 during the period. % is calculated as Quantity/Base number*100

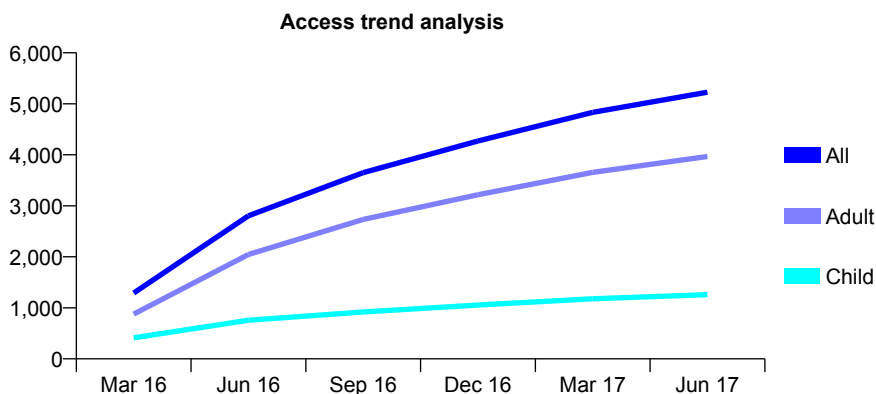
Q46 - Vital Signs At a Glance Contract Report for 173673/0001 - June 2017

Name or company name	Dr Ambareen Tejani-Sharif
Contract type name	GDS Contract
Purpose of contract	General
Contract start date	01/02/2016
Contract end date	

17/18 Contracted general activity (UDA)	18,526
Carry forward general activity (UDA)	0
17/18 Contracted orthodontic activity (UOA)	0
Carry forward orthodontic activity (UOA)	0
Baseline contract value	£524,410.64

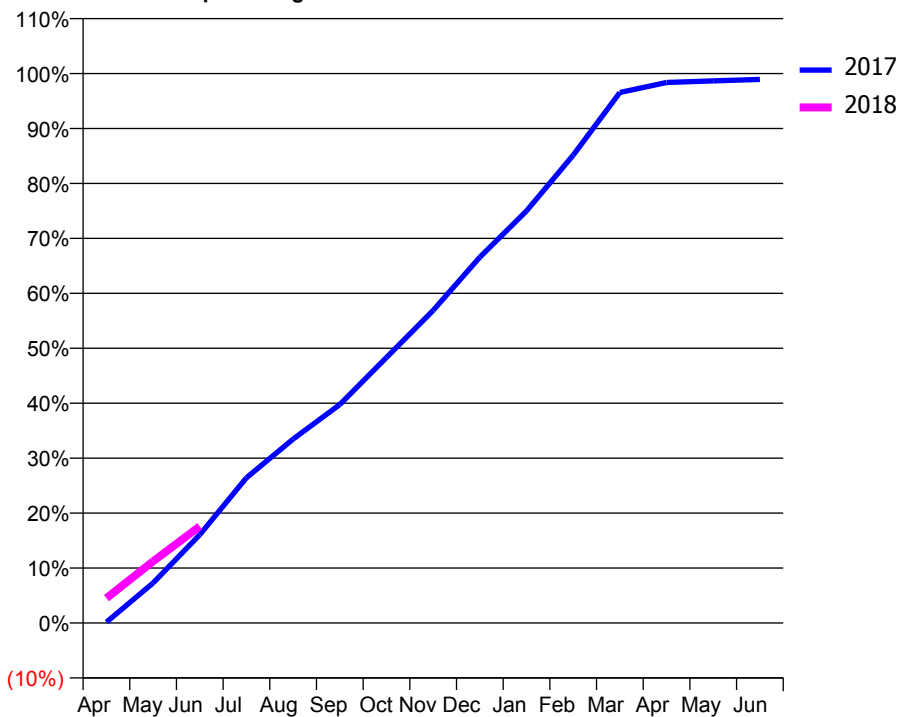
ACCESS*

Patients seen in 24 months	Total	Change since previous quarter
Quarter ending June 2016	2,805	
Quarter ending September 2016	3,652	↑
Quarter ending December 2016	4,271	↑
Quarter ending March 2017	4,833	↑
Quarter ending June 2017	5,227	↑
Variance since June 2016	86.3%	↑



ACTIVITY

Cumulative percentage of contracted UDA delivered 2017 & 2018



Adjusted Scheduled Activity (UDA)

Month	2017	2018
April	29	839
May	1,349	2,079
June	2,980	3,262
July	4,897	
August	6,203	
September	7,365	
October	8,951	
November	10,542	
December	12,333	
January	13,893	
February	15,771	
March	17,886	
April	18,224	
May	18,279	
June	18,327	

QUALITY

	Quantity	Base Number	Contract	AT	Region	England
% of FP17s for the same patient ID Re-attending within 3 months - Children	47	402	11.7%	12.1%	13.0%	12.0%
% of FP17s for the same patient ID Re-attending within 3 months - Adults	142	1,240	11.5%	16.9%	16.6%	16.0%
% of FP17s for the same patient ID Re-attending between 3 & 9 months - Children	179	402	44.5%	57.7%	59.5%	58.0%
% of FP17s for the same patient ID Re-attending between 3 & 9 months - Adults	591	1,240	47.7%	51.0%	53.1%	50.9%
% of FP17s for Band 1 Urgent Courses	127	1,428	8.9%	10.6%	9.3%	9.1%
% of FP17s Relating to Free Repair or Replacements	20	1,428	1.4%	0.9%	1.0%	0.8%
% of FP17s Relating to Continuations	30	1,428	2.1%	1.1%	1.3%	1.1%
% of Patients satisfied with the dentistry they have received	10	10	100.0%	91.0%	91.9%	91.7%
% of Patients satisfied with the time they had to wait for an appointment	10	10	100.0%	87.5%	88.7%	88.0%

* This is based on patients treated on this contract for their most recent course of treatment. Figures in italics indicate the base number of FP17s or Patient Questionnaire responses are less than 100. N/A is shown where the base number of responses is less than 10 during the period. % is calculated as Quantity/Base number*100

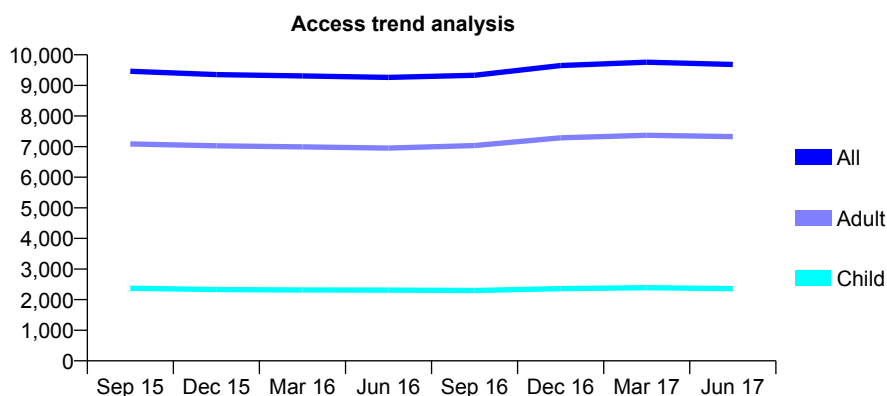
Q46 - Vital Signs At a Glance Contract Report for 173746/0001 - June 2017

Name or company name	Westhoughton (No1) Ltd
Contract type name	GDS Contract
Purpose of contract	General
Contract start date	01/11/2007
Contract end date	

17/18 Contracted general activity (UDA)	29,940
Carry forward general activity (UDA)	0
17/18 Contracted orthodontic activity (UOA)	0
Carry forward orthodontic activity (UOA)	0
Baseline contract value	£886,970.55

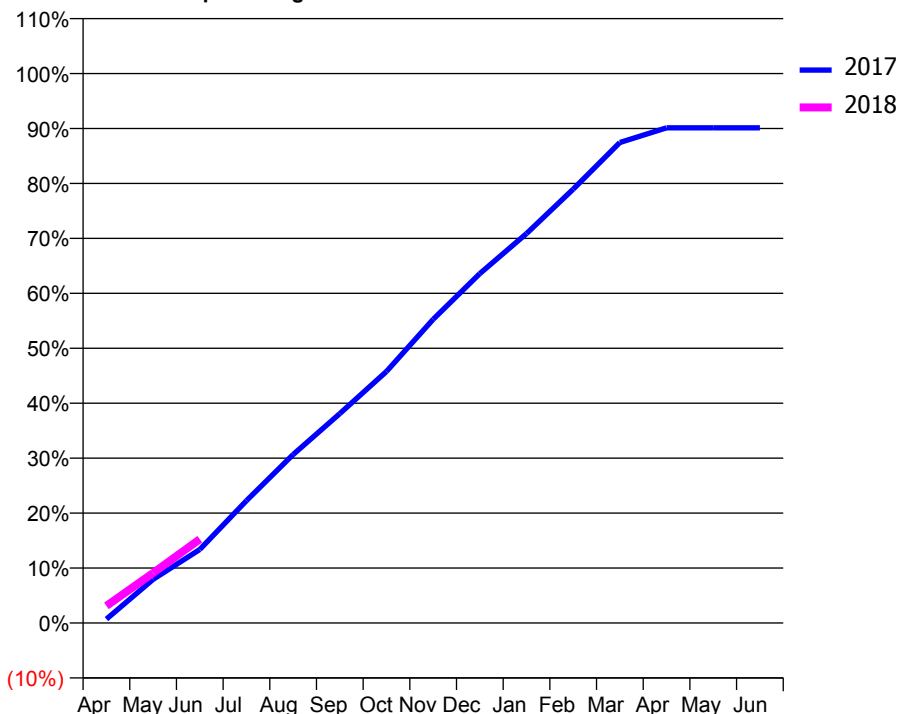
ACCESS*

Patients seen in 24 months	Total	Change since previous quarter
Quarter ending June 2016	9,261	
Quarter ending September 2016	9,333	→
Quarter ending December 2016	9,648	↑
Quarter ending March 2017	9,759	→
Quarter ending June 2017	9,685	→
Variance since June 2016	4.6%	↑



ACTIVITY

Cumulative percentage of contracted UDA delivered 2017 & 2018



Adjusted Scheduled Activity (UDA)

Month	2017	2018
April	211	935
May	2,380	2,727
June	4,007	4,567
July	6,665	
August	9,183	
September	11,409	
October	13,705	
November	16,546	
December	19,042	
January	21,220	
February	23,635	
March	26,183	
April	26,980	
May	26,980	
June	26,979	

QUALITY

	Quantity	Base Number	Contract	AT	Region	England
% of FP17s for the same patient ID Re-attending within 3 months - Children	66	727	9.1%	12.1%	13.0%	12.0%
% of FP17s for the same patient ID Re-attending within 3 months - Adults	352	2,168	16.2%	16.9%	16.6%	16.0%
% of FP17s for the same patient ID Re-attending between 3 & 9 months - Children	445	727	61.2%	57.7%	59.5%	58.0%
% of FP17s for the same patient ID Re-attending between 3 & 9 months - Adults	1,238	2,168	57.1%	51.0%	53.1%	50.9%
% of FP17s for Band 1 Urgent Courses	303	2,502	12.1%	10.6%	9.3%	9.1%
% of FP17s Relating to Free Repair or Replacements	19	2,502	0.8%	0.9%	1.0%	0.8%
% of FP17s Relating to Continuations	37	2,502	1.5%	1.1%	1.3%	1.1%
% of Patients satisfied with the dentistry they have received	5	6	N/A	91.0%	91.9%	91.7%
% of Patients satisfied with the time they had to wait for an appointment	6	6	N/A	87.5%	88.7%	88.0%

* This is based on patients treated on this contract for their most recent course of treatment. Figures in italics indicate the base number of FP17s or Patient Questionnaire responses are less than 100. N/A is shown where the base number of responses is less than 10 during the period. % is calculated as Quantity/Base number*100

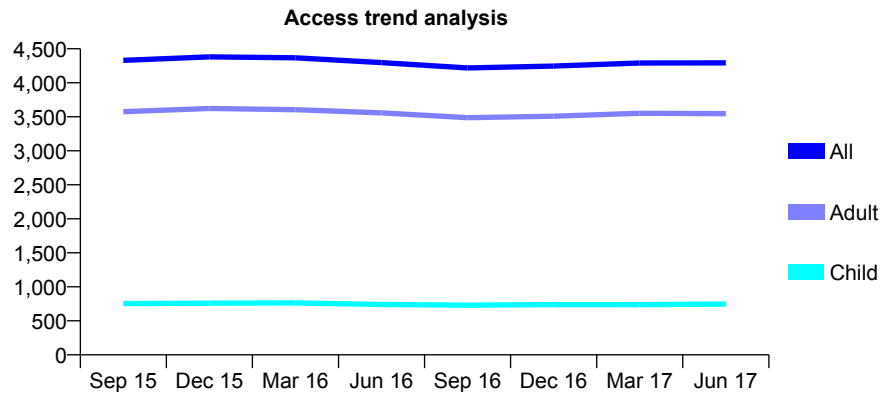
Q46 - Vital Signs At a Glance Contract Report for 177237/0002 - June 2017

Name or company name	Simon Taylor Dental Practice Ltd
Contract type name	GDS Contract
Purpose of contract	General
Contract start date	01/04/2012
Contract end date	

17/18 Contracted general activity (UDA)	13,950
Carry forward general activity (UDA)	0
17/18 Contracted orthodontic activity (UOA)	0
Carry forward orthodontic activity (UOA)	0
Baseline contract value	£421,953.17

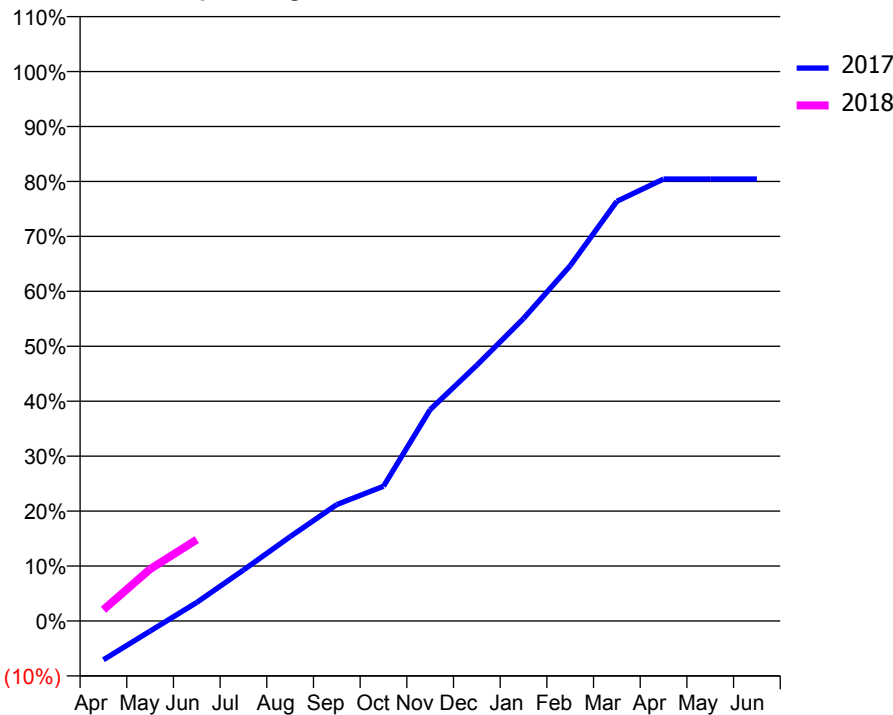
ACCESS*

Patients seen in 24 months	Total	Change since previous quarter
Quarter ending June 2016	4,298	
Quarter ending September 2016	4,218	↓
Quarter ending December 2016	4,247	→
Quarter ending March 2017	4,291	→
Quarter ending June 2017	4,294	→
Variance since June 2016	(0.1%)	→



ACTIVITY

Cumulative percentage of contracted UDA delivered 2017 & 2018



Month	Adjusted Scheduled Activity (UDA)	
	2017	2018
April	-988	286
May	-260	1,319
June	472	2,066
July	1,296	
August	2,140	
September	2,956	
October	3,420	
November	5,366	
December	6,495	
January	7,680	
February	9,021	
March	10,654	
April	11,219	
May	11,220	
June	11,220	

QUALITY

	Quantity	Base Number	Contract	AT	Region	England
% of FP17s for the same patient ID Re-attending within 3 months - Children	18	251	7.2%	12.1%	13.0%	12.0%
% of FP17s for the same patient ID Re-attending within 3 months - Adults	198	1,068	18.5%	16.9%	16.6%	16.0%
% of FP17s for the same patient ID Re-attending between 3 & 9 months - Children	137	251	54.6%	57.7%	59.5%	58.0%
% of FP17s for the same patient ID Re-attending between 3 & 9 months - Adults	516	1,068	48.3%	51.0%	53.1%	50.9%
% of FP17s for Band 1 Urgent Courses	103	967	10.7%	10.6%	9.3%	9.1%
% of FP17s Relating to Free Repair or Replacements	13	967	1.3%	0.9%	1.0%	0.8%
% of FP17s Relating to Continuations	15	967	1.6%	1.1%	1.3%	1.1%
% of Patients satisfied with the dentistry they have received	4	4	N/A	91.0%	91.9%	91.7%
% of Patients satisfied with the time they had to wait for an appointment	4	4	N/A	87.5%	88.7%	88.0%

* This is based on patients treated on this contract for their most recent course of treatment. Figures in italics indicate the base number of FP17s or Patient Questionnaire responses are less than 100. N/A is shown where the base number of responses is less than 10 during the period. % is calculated as Quantity/Base number*100

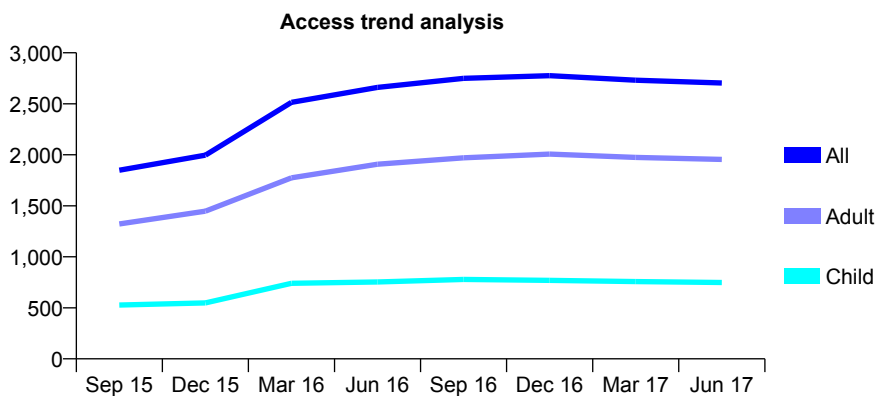
Q46 - Vital Signs At a Glance Contract Report for 178489/0001 - June 2017

Name or company name	Synergy Dental Clinic Swan Lane Ltd
Contract type name	GDS Contract
Purpose of contract	General
Contract start date	01/02/2015
Contract end date	

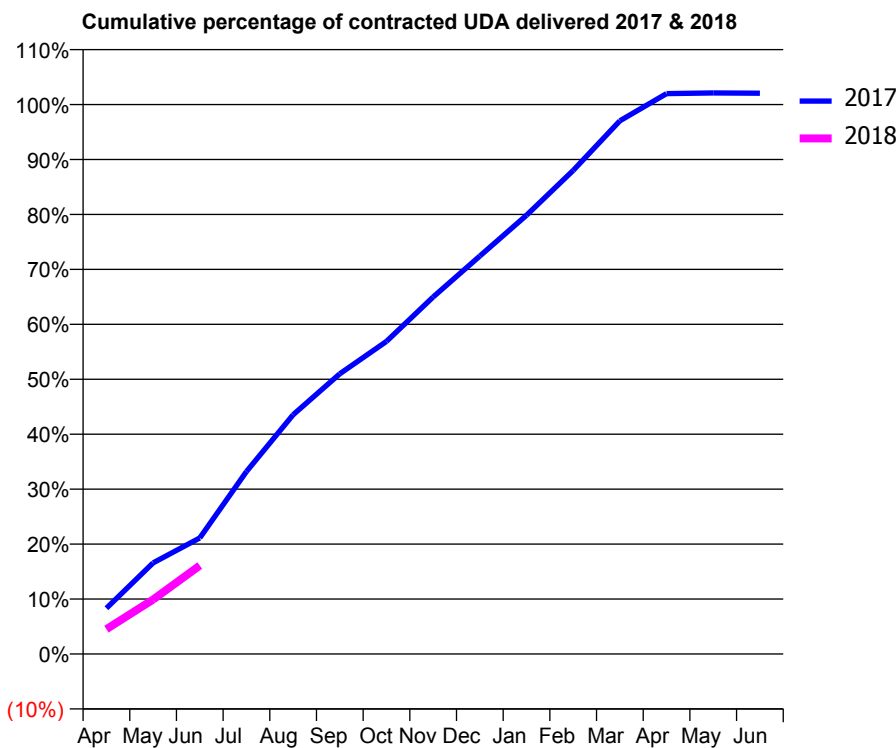
17/18 Contracted general activity (UDA)	6,940
Carry forward general activity (UDA)	0
17/18 Contracted orthodontic activity (UOA)	0
Carry forward orthodontic activity (UOA)	0
Baseline contract value	£185,975.54

ACCESS*

Patients seen in 24 months	Total	Change since previous quarter
Quarter ending June 2016	2,661	
Quarter ending September 2016	2,750	↑
Quarter ending December 2016	2,776	→
Quarter ending March 2017	2,731	↓
Quarter ending June 2017	2,704	→
Variance since June 2016	1.6%	→



ACTIVITY



Month	Adjusted Scheduled Activity (UDA)	
	2017	2018
April	620	314
May	1,233	688
June	1,571	1,118
July	2,469	
August	3,239	
September	3,793	
October	4,232	
November	4,833	
December	5,385	
January	5,938	
February	6,545	
March	7,216	
April	7,584	
May	7,593	
June	7,590	

QUALITY

	Quantity	Base Number	Contract	AT	Region	England
% of FP17s for the same patient ID Re-attending within 3 months - Children	31	242	12.8%	12.1%	13.0%	12.0%
% of FP17s for the same patient ID Re-attending within 3 months - Adults	57	418	13.6%	16.9%	16.6%	16.0%
% of FP17s for the same patient ID Re-attending between 3 & 9 months - Children	97	242	40.1%	57.7%	59.5%	58.0%
% of FP17s for the same patient ID Re-attending between 3 & 9 months - Adults	143	418	34.2%	51.0%	53.1%	50.9%
% of FP17s for Band 1 Urgent Courses	53	525	10.1%	10.6%	9.3%	9.1%
% of FP17s Relating to Free Repair or Replacements	4	525	0.8%	0.9%	1.0%	0.8%
% of FP17s Relating to Continuations	4	525	0.8%	1.1%	1.3%	1.1%
% of Patients satisfied with the dentistry they have received	1	1	N/A	91.0%	91.9%	91.7%
% of Patients satisfied with the time they had to wait for an appointment	1	1	N/A	87.5%	88.7%	88.0%

* This is based on patients treated on this contract for their most recent course of treatment. Figures in italics indicate the base number of FP17s or Patient Questionnaire responses are less than 100. N/A is shown where the base number of responses is less than 10 during the period. % is calculated as Quantity/Base number*100

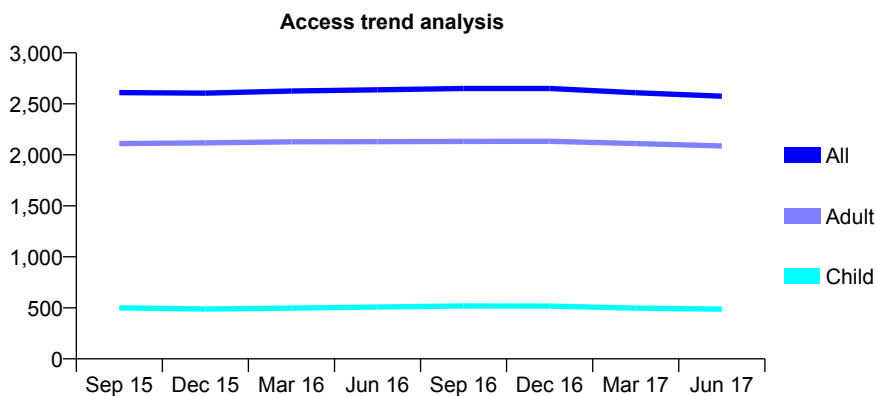
Q46 - Vital Signs At a Glance Contract Report for 179663/0001 - June 2017

Name or company name	757 Blackburn Road Dental Practice
Contract type name	GDS Contract
Purpose of contract	General
Contract start date	01/04/2012
Contract end date	

17/18 Contracted general activity (UDA)	8,505
Carry forward general activity (UDA)	0
17/18 Contracted orthodontic activity (UOA)	0
Carry forward orthodontic activity (UOA)	0
Baseline contract value	£212,642.57

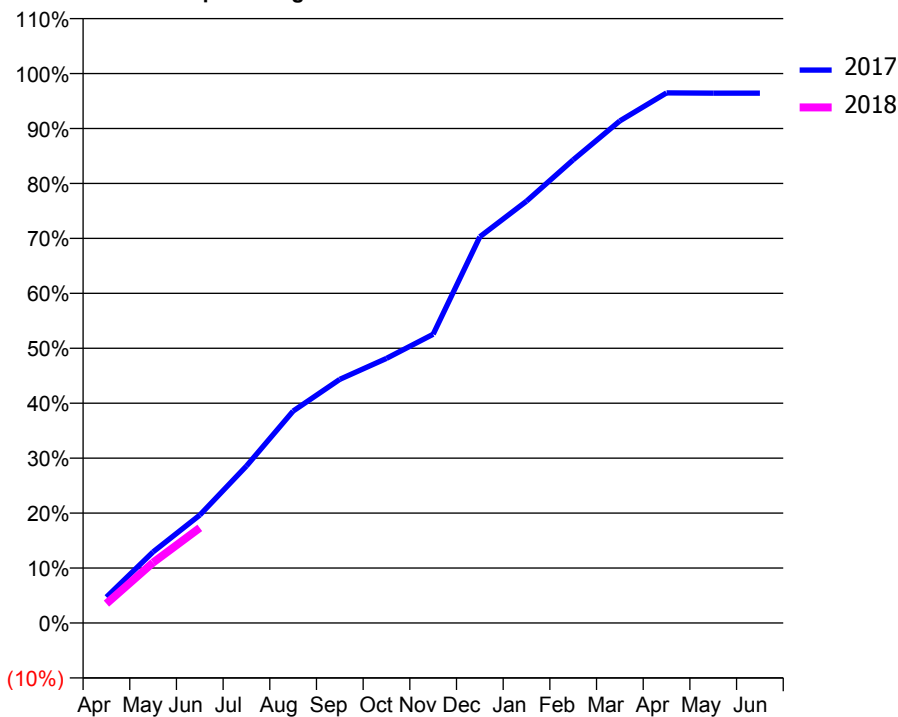
ACCESS*

Patients seen in 24 months	Total	Change since previous quarter
Quarter ending June 2016	2,637	
Quarter ending September 2016	2,650	→
Quarter ending December 2016	2,650	→
Quarter ending March 2017	2,608	↓
Quarter ending June 2017	2,574	↓
Variance since June 2016	(2.4%)	↓



ACTIVITY

Cumulative percentage of contracted UDA delivered 2017 & 2018



Adjusted Scheduled Activity (UDA)

Month	2017	2018
April	402	301
May	1,101	935
June	1,671	1,472
July	2,431	
August	3,281	
September	3,772	
October	4,096	
November	4,470	
December	5,979	
January	6,530	
February	7,168	
March	7,773	
April	8,204	
May	8,201	
June	8,201	

QUALITY

	Quantity	Base Number	Contract	AT	Region	England
% of FP17s for the same patient ID Re-attending within 3 months - Children	6	198	3.0%	12.1%	13.0%	12.0%
% of FP17s for the same patient ID Re-attending within 3 months - Adults	119	762	15.6%	16.9%	16.6%	16.0%
% of FP17s for the same patient ID Re-attending between 3 & 9 months - Children	150	198	75.8%	57.7%	59.5%	58.0%
% of FP17s for the same patient ID Re-attending between 3 & 9 months - Adults	460	762	60.4%	51.0%	53.1%	50.9%
% of FP17s for Band 1 Urgent Courses	62	817	7.6%	10.6%	9.3%	9.1%
% of FP17s Relating to Free Repair or Replacements	7	817	0.9%	0.9%	1.0%	0.8%
% of FP17s Relating to Continuations	6	817	0.7%	1.1%	1.3%	1.1%
% of Patients satisfied with the dentistry they have received	4	5	N/A	91.0%	91.9%	91.7%
% of Patients satisfied with the time they had to wait for an appointment	4	5	N/A	87.5%	88.7%	88.0%

* This is based on patients treated on this contract for their most recent course of treatment. Figures in italics indicate the base number of FP17s or Patient Questionnaire responses are less than 100. N/A is shown where the base number of responses is less than 10 during the period. % is calculated as Quantity/Base number*100

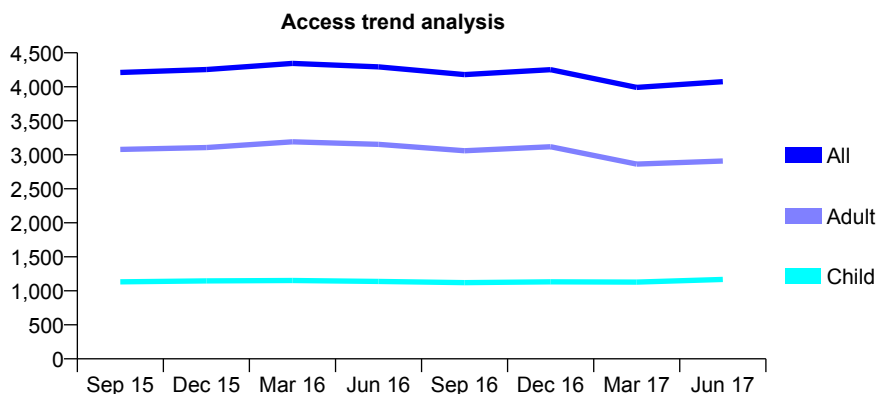
Q46 - Vital Signs At a Glance Contract Report for 179701/0001 - June 2017

Name or company name	Pearldent Dental Practice
Contract type name	GDS Contract
Purpose of contract	General
Contract start date	01/10/2009
Contract end date	

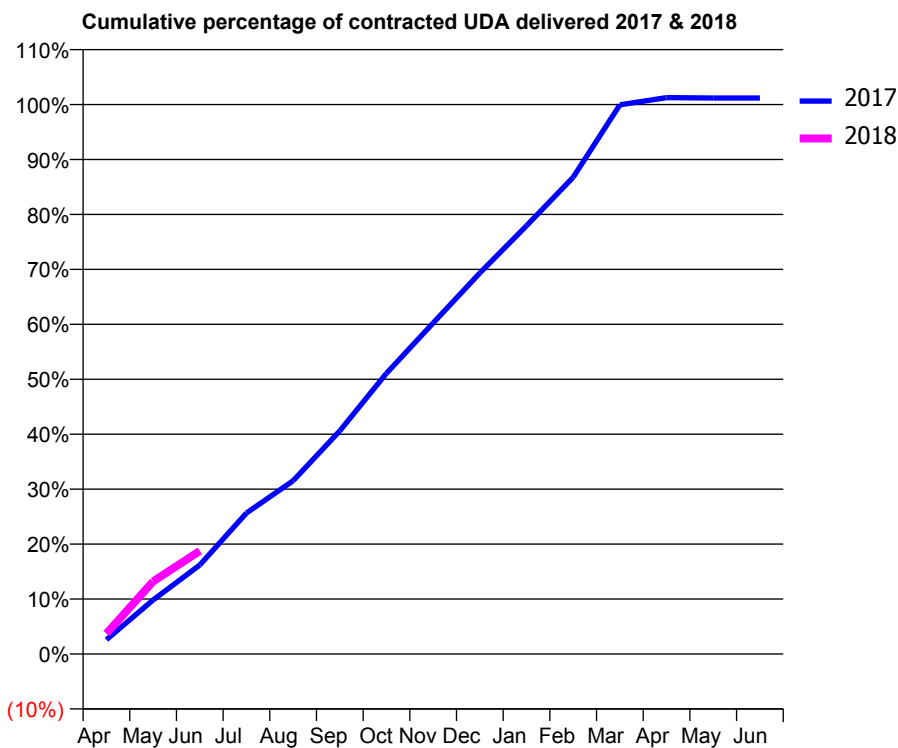
17/18 Contracted general activity (UDA)	9,900
Carry forward general activity (UDA)	0
17/18 Contracted orthodontic activity (UOA)	0
Carry forward orthodontic activity (UOA)	0
Baseline contract value	£347,355.97

ACCESS*

Patients seen in 24 months	Total	Change since previous quarter
Quarter ending June 2016	4,293	
Quarter ending September 2016	4,180	↓
Quarter ending December 2016	4,252	→
Quarter ending March 2017	3,992	↓
Quarter ending June 2017	4,076	↑
Variance since June 2016	(5.1%)	↓



ACTIVITY



Month	Adjusted Scheduled Activity (UDA)	
	2017	2018
April	257	370
May	974	1,308
June	1,604	1,859
July	2,540	
August	3,123	
September	4,020	
October	5,058	
November	5,965	
December	6,864	
January	7,715	
February	8,591	
March	9,893	
April	10,025	
May	10,018	
June	10,018	

QUALITY

	Quantity	Base Number	Contract	AT	Region	England
% of FP17s for the same patient ID Re-attending within 3 months - Children	35	451	7.8%	12.1%	13.0%	12.0%
% of FP17s for the same patient ID Re-attending within 3 months - Adults	110	904	12.2%	16.9%	16.6%	16.0%
% of FP17s for the same patient ID Re-attending between 3 & 9 months - Children	336	451	74.5%	57.7%	59.5%	58.0%
% of FP17s for the same patient ID Re-attending between 3 & 9 months - Adults	640	904	70.8%	51.0%	53.1%	50.9%
% of FP17s for Band 1 Urgent Courses	62	1,151	5.4%	10.6%	9.3%	9.1%
% of FP17s Relating to Free Repair or Replacements	6	1,151	0.5%	0.9%	1.0%	0.8%
% of FP17s Relating to Continuations	4	1,151	0.3%	1.1%	1.3%	1.1%
% of Patients satisfied with the dentistry they have received	3	3	N/A	91.0%	91.9%	91.7%
% of Patients satisfied with the time they had to wait for an appointment	3	3	N/A	87.5%	88.7%	88.0%

* This is based on patients treated on this contract for their most recent course of treatment. Figures in italics indicate the base number of FP17s or Patient Questionnaire responses are less than 100. N/A is shown where the base number of responses is less than 10 during the period. % is calculated as Quantity/Base number*100

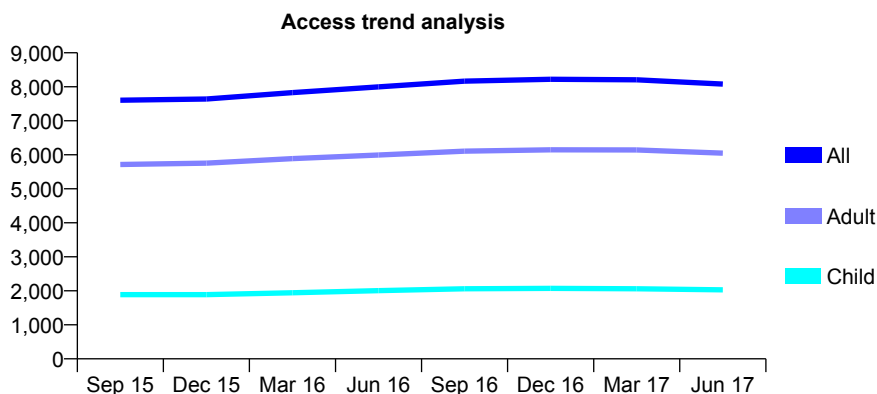
Q46 - Vital Signs At a Glance Contract Report for 179728/0001 - June 2017

Name or company name	Hadfield Dental Care Ltd
Contract type name	GDS Contract
Purpose of contract	General
Contract start date	01/12/2007
Contract end date	

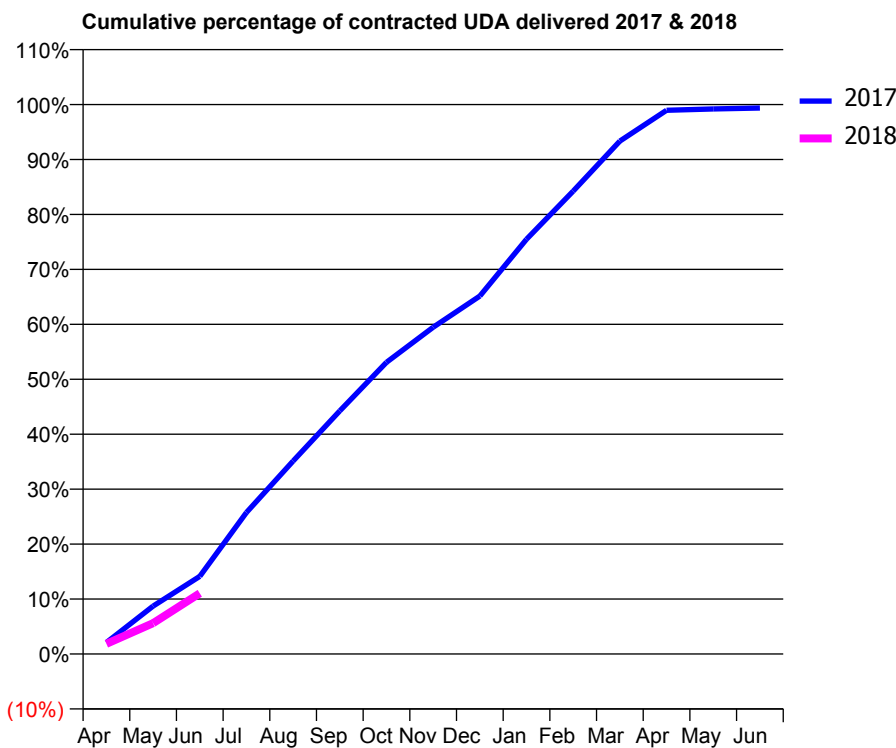
17/18 Contracted general activity (UDA)	24,325
Carry forward general activity (UDA)	0
17/18 Contracted orthodontic activity (UOA)	0
Carry forward orthodontic activity (UOA)	0
Baseline contract value	£801,877.37

ACCESS*

Patients seen in 24 months	Total	Change since previous quarter
Quarter ending June 2016	7,998	
Quarter ending September 2016	8,166	↑
Quarter ending December 2016	8,220	→
Quarter ending March 2017	8,205	→
Quarter ending June 2017	8,080	↓
Variance since June 2016	1.0%	→



ACTIVITY



Month	Adjusted Scheduled Activity (UDA)	
	2017	2018
April	513	454
May	2,125	1,365
June	3,439	2,688
July	6,264	
August	8,544	
September	10,764	
October	12,912	
November	14,463	
December	15,845	
January	18,363	
February	20,494	
March	22,707	
April	24,069	
May	24,130	
June	24,172	

QUALITY

	Quantity	Base Number	Contract	AT	Region	England
% of FP17s for the same patient ID Re-attending within 3 months - Children	72	652	11.0%	12.1%	13.0%	12.0%
% of FP17s for the same patient ID Re-attending within 3 months - Adults	337	1,862	18.1%	16.9%	16.6%	16.0%
% of FP17s for the same patient ID Re-attending between 3 & 9 months - Children	474	652	72.7%	57.7%	59.5%	58.0%
% of FP17s for the same patient ID Re-attending between 3 & 9 months - Adults	1,212	1,862	65.1%	51.0%	53.1%	50.9%
% of FP17s for Band 1 Urgent Courses	161	1,631	9.9%	10.6%	9.3%	9.1%
% of FP17s Relating to Free Repair or Replacements	27	1,631	1.7%	0.9%	1.0%	0.8%
% of FP17s Relating to Continuations	7	1,631	0.4%	1.1%	1.3%	1.1%
% of Patients satisfied with the dentistry they have received	6	6	N/A	91.0%	91.9%	91.7%
% of Patients satisfied with the time they had to wait for an appointment	4	6	N/A	87.5%	88.7%	88.0%

* This is based on patients treated on this contract for their most recent course of treatment. Figures in italics indicate the base number of FP17s or Patient Questionnaire responses are less than 100. N/A is shown where the base number of responses is less than 10 during the period. % is calculated as Quantity/Base number*100

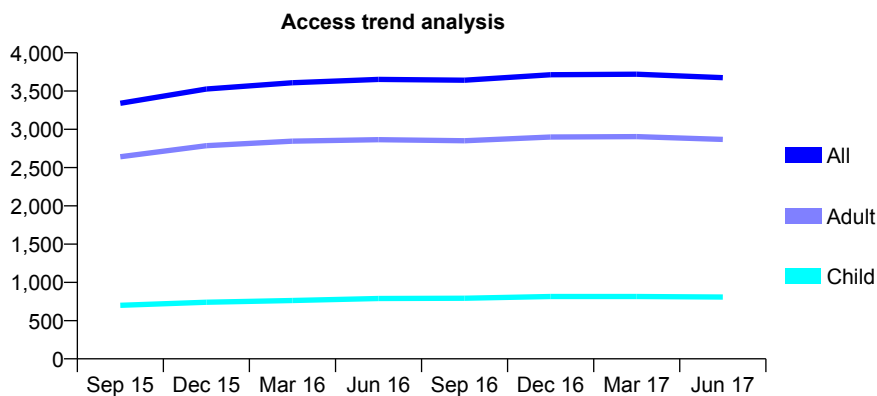
Q46 - Vital Signs At a Glance Contract Report for 180181/0001 - June 2017

Name or company name	New Cross Dental Care
Contract type name	GDS Contract
Purpose of contract	General
Contract start date	01/04/2010
Contract end date	

17/18 Contracted general activity (UDA)	10,669
Carry forward general activity (UDA)	0
17/18 Contracted orthodontic activity (UOA)	0
Carry forward orthodontic activity (UOA)	0
Baseline contract value	£299,793.60

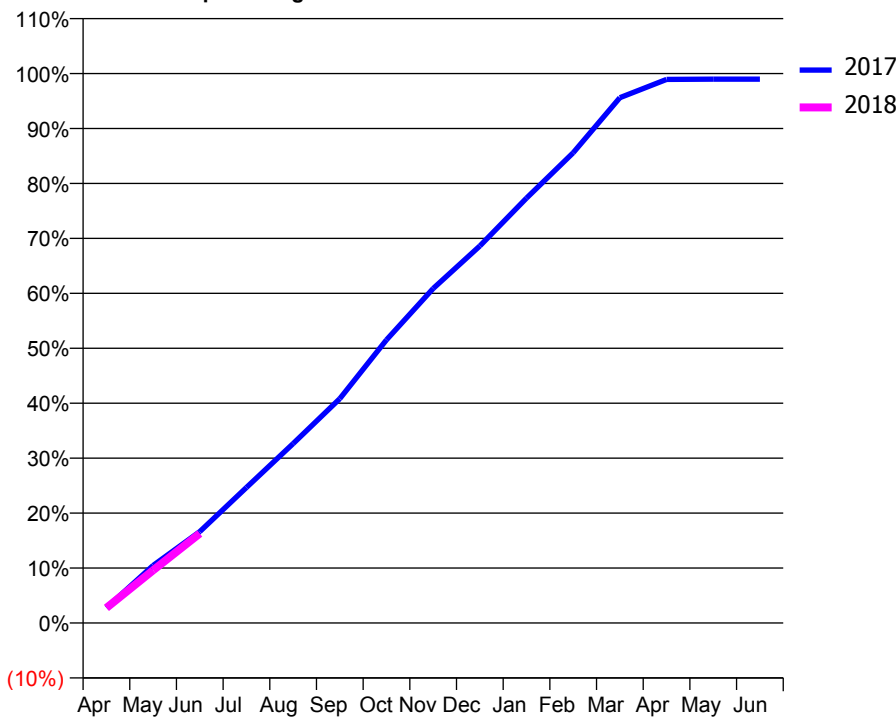
ACCESS*

Patients seen in 24 months	Total	Change since previous quarter
Quarter ending June 2016	3,653	
Quarter ending September 2016	3,642	→
Quarter ending December 2016	3,713	→
Quarter ending March 2017	3,720	→
Quarter ending June 2017	3,675	↓
Variance since June 2016	0.6%	→



ACTIVITY

Cumulative percentage of contracted UDA delivered 2017 & 2018



Month	Adjusted Scheduled Activity (UDA)	
	2017	2018
April	295	295
May	1,117	1,024
June	1,775	1,738
July	2,631	
August	3,484	
September	4,356	
October	5,498	
November	6,494	
December	7,321	
January	8,251	
February	9,131	
March	10,200	
April	10,555	
May	10,560	
June	10,560	

QUALITY

	Quantity	Base Number	Contract	AT	Region	England
% of FP17s for the same patient ID Re-attending within 3 months - Children	9	223	4.0%	12.1%	13.0%	12.0%
% of FP17s for the same patient ID Re-attending within 3 months - Adults	63	709	8.9%	16.9%	16.6%	16.0%
% of FP17s for the same patient ID Re-attending between 3 & 9 months - Children	129	223	57.8%	57.7%	59.5%	58.0%
% of FP17s for the same patient ID Re-attending between 3 & 9 months - Adults	355	709	50.1%	51.0%	53.1%	50.9%
% of FP17s for Band 1 Urgent Courses	27	751	3.6%	10.6%	9.3%	9.1%
% of FP17s Relating to Free Repair or Replacements	7	751	0.9%	0.9%	1.0%	0.8%
% of FP17s Relating to Continuations	2	751	0.3%	1.1%	1.3%	1.1%
% of Patients satisfied with the dentistry they have received	3	3	N/A	91.0%	91.9%	91.7%
% of Patients satisfied with the time they had to wait for an appointment	3	3	N/A	87.5%	88.7%	88.0%

* This is based on patients treated on this contract for their most recent course of treatment. Figures in italics indicate the base number of FP17s or Patient Questionnaire responses are less than 100. N/A is shown where the base number of responses is less than 10 during the period. % is calculated as Quantity/Base number*100

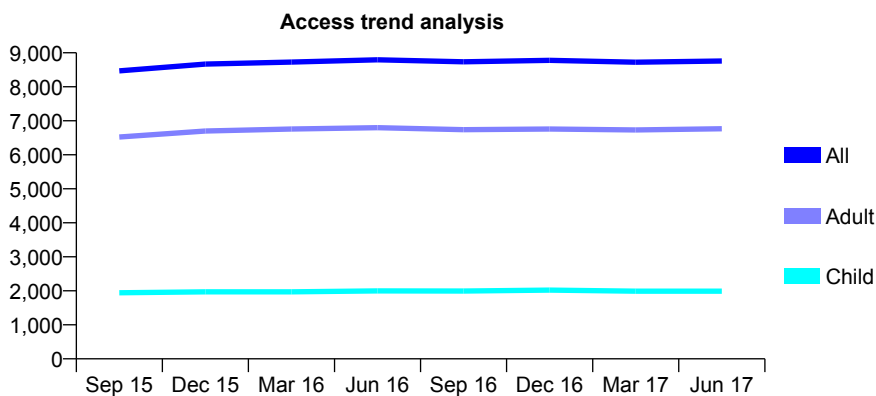
Q46 - Vital Signs At a Glance Contract Report for 180696/0001 - June 2017

Name or company name	Hyde Dental Practice
Contract type name	GDS Contract
Purpose of contract	General
Contract start date	01/04/2008
Contract end date	

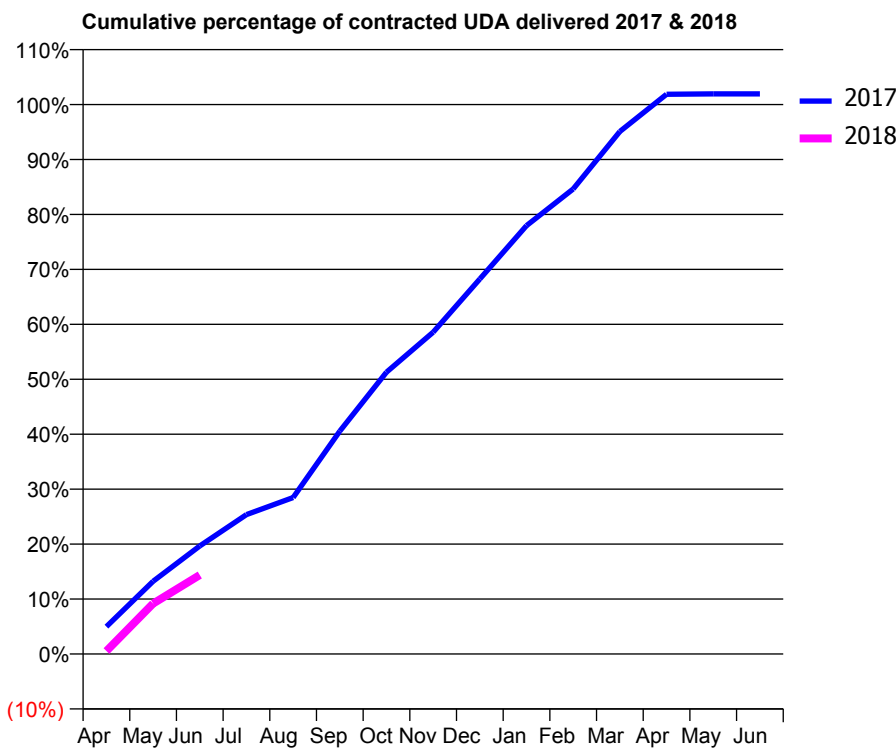
17/18 Contracted general activity (UDA)	26,195
Carry forward general activity (UDA)	0
17/18 Contracted orthodontic activity (UOA)	0
Carry forward orthodontic activity (UOA)	0
Baseline contract value	£852,011.22

ACCESS*

Patients seen in 24 months	Total	Change since previous quarter
Quarter ending June 2016	8,795	
Quarter ending September 2016	8,737	→
Quarter ending December 2016	8,779	→
Quarter ending March 2017	8,724	→
Quarter ending June 2017	8,760	→
Variance since June 2016	(0.4%)	→



ACTIVITY



Month	Adjusted Scheduled Activity (UDA)	
	2017	2018
April	1,305	145
May	3,469	2,406
June	5,149	3,763
July	6,643	
August	7,462	
September	10,625	
October	13,432	
November	15,344	
December	17,878	
January	20,419	
February	22,167	
March	24,911	
April	26,680	
May	26,699	
June	26,699	

QUALITY

	Quantity	Base Number	Contract	AT	Region	England
% of FP17s for the same patient ID Re-attending within 3 months - Children	34	569	6.0%	12.1%	13.0%	12.0%
% of FP17s for the same patient ID Re-attending within 3 months - Adults	367	2,291	16.0%	16.9%	16.6%	16.0%
% of FP17s for the same patient ID Re-attending between 3 & 9 months - Children	345	569	60.6%	57.7%	59.5%	58.0%
% of FP17s for the same patient ID Re-attending between 3 & 9 months - Adults	1,432	2,291	62.5%	51.0%	53.1%	50.9%
% of FP17s for Band 1 Urgent Courses	247	1,988	12.4%	10.6%	9.3%	9.1%
% of FP17s Relating to Free Repair or Replacements	14	1,988	0.7%	0.9%	1.0%	0.8%
% of FP17s Relating to Continuations	14	1,988	0.7%	1.1%	1.3%	1.1%
% of Patients satisfied with the dentistry they have received	11	13	84.6%	91.0%	91.9%	91.7%
% of Patients satisfied with the time they had to wait for an appointment	12	13	92.3%	87.5%	88.7%	88.0%

* This is based on patients treated on this contract for their most recent course of treatment. Figures in italics indicate the base number of FP17s or Patient Questionnaire responses are less than 100. N/A is shown where the base number of responses is less than 10 during the period. % is calculated as Quantity/Base number*100

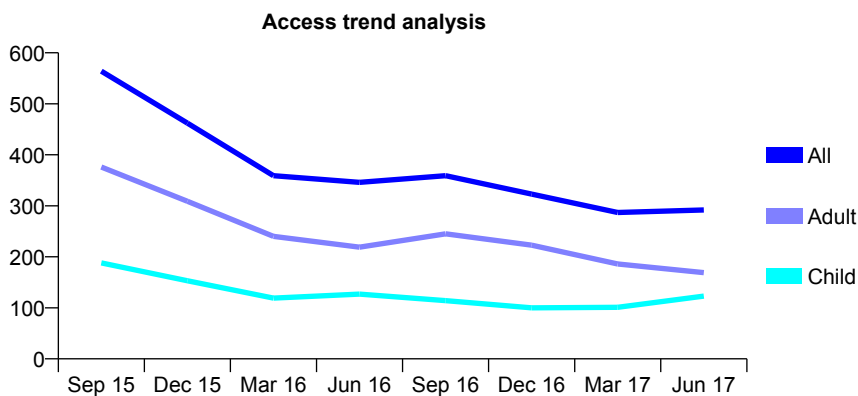
Q46 - Vital Signs At a Glance Contract Report for 180696/0002 - June 2017

Name or company name	Hyde Dental Practice
Contract type name	GDS Contract
Purpose of contract	General
Contract start date	01/10/2008
Contract end date	

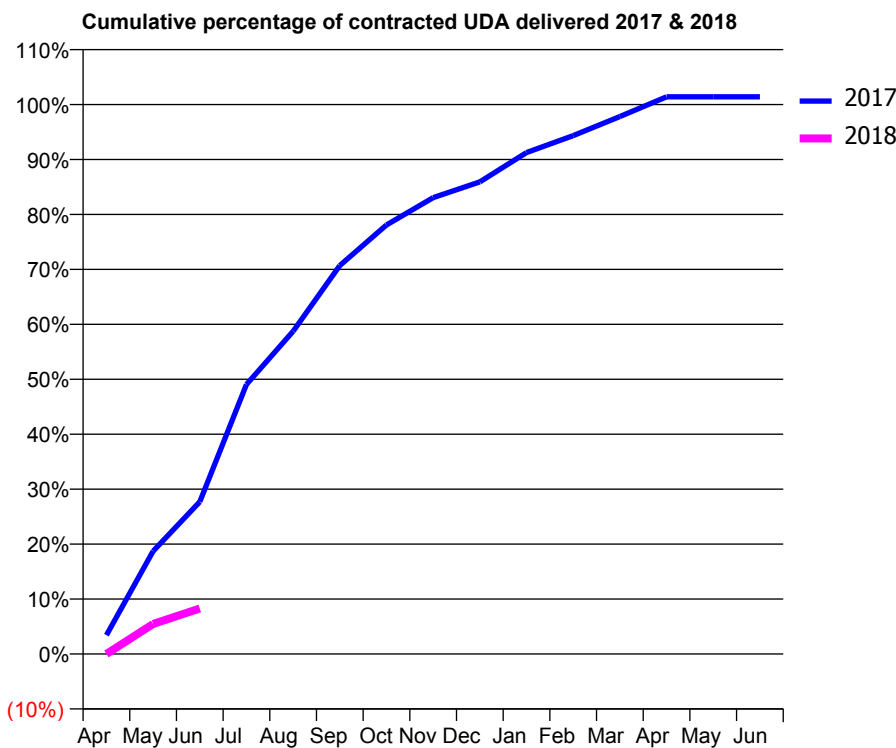
17/18 Contracted general activity (UDA)	1,500
Carry forward general activity (UDA)	0
17/18 Contracted orthodontic activity (UOA)	0
Carry forward orthodontic activity (UOA)	0
Baseline contract value	£49,524.15

ACCESS*

Patients seen in 24 months	Total	Change since previous quarter
Quarter ending June 2016	346	
Quarter ending September 2016	359	↑
Quarter ending December 2016	323	↓
Quarter ending March 2017	287	↓
Quarter ending June 2017	292	→
Variance since June 2016	(15.6%)	↓



ACTIVITY



Month	Adjusted Scheduled Activity (UDA)	
	2017	2018
April	51	0
May	281	82
June	416	124
July	736	
August	881	
September	1,061	
October	1,171	
November	1,246	
December	1,289	
January	1,369	
February	1,415	
March	1,467	
April	1,521	
May	1,521	
June	1,521	

QUALITY

	Quantity	Base Number	Contract	AT	Region	England
% of FP17s for the same patient ID Re-attending within 3 months - Children	0	38	0.0%	12.1%	13.0%	12.0%
% of FP17s for the same patient ID Re-attending within 3 months - Adults	1	36	2.8%	16.9%	16.6%	16.0%
% of FP17s for the same patient ID Re-attending between 3 & 9 months - Children	0	38	0.0%	57.7%	59.5%	58.0%
% of FP17s for the same patient ID Re-attending between 3 & 9 months - Adults	0	36	0.0%	51.0%	53.1%	50.9%
% of FP17s for Band 1 Urgent Courses	2	61	3.3%	10.6%	9.3%	9.1%
% of FP17s Relating to Free Repair or Replacements	0	61	0.0%	0.9%	1.0%	0.8%
% of FP17s Relating to Continuations	0	61	0.0%	1.1%	1.3%	1.1%
% of Patients satisfied with the dentistry they have received	0	0	N/A	91.0%	91.9%	91.7%
% of Patients satisfied with the time they had to wait for an appointment	0	0	N/A	87.5%	88.7%	88.0%

* This is based on patients treated on this contract for their most recent course of treatment. Figures in italics indicate the base number of FP17s or Patient Questionnaire responses are less than 100. N/A is shown where the base number of responses is less than 10 during the period. % is calculated as Quantity/Base number*100

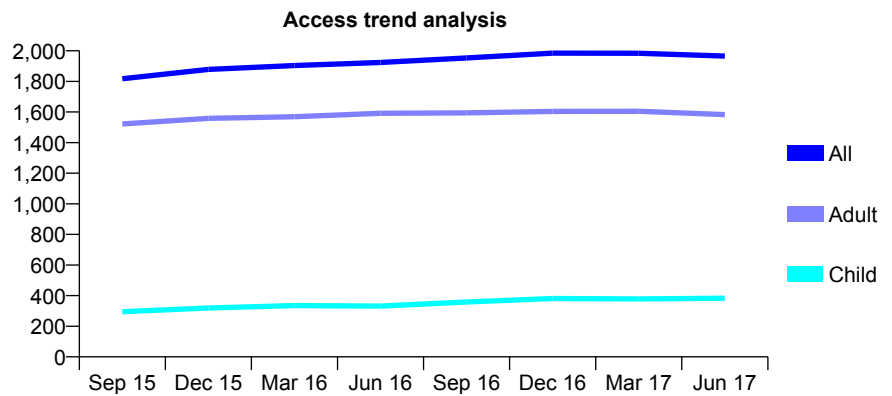
Q46 - Vital Signs At a Glance Contract Report for 181560/0001 - June 2017

Name or company name	Mr N Patel
Contract type name	GDS Contract
Purpose of contract	General
Contract start date	01/04/2012
Contract end date	

17/18 Contracted general activity (UDA)	7,129
Carry forward general activity (UDA)	0
17/18 Contracted orthodontic activity (UOA)	0
Carry forward orthodontic activity (UOA)	0
Baseline contract value	£226,940.12

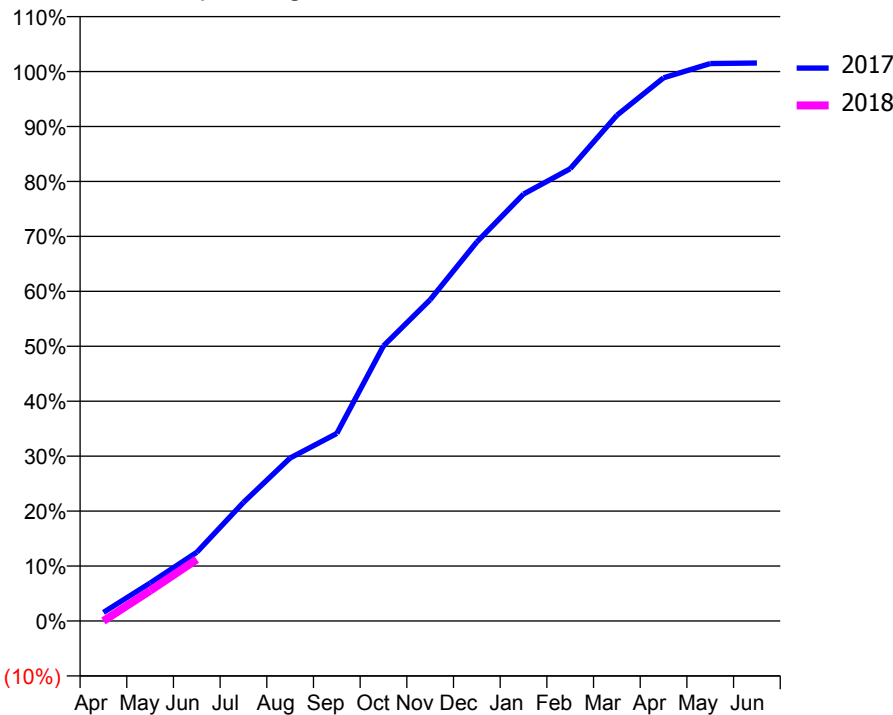
ACCESS*

Patients seen in 24 months	Total	Change since previous quarter
Quarter ending June 2016	1,924	
Quarter ending September 2016	1,953	→
Quarter ending December 2016	1,985	→
Quarter ending March 2017	1,984	→
Quarter ending June 2017	1,966	→
Variance since June 2016	2.2%	↑



ACTIVITY

Cumulative percentage of contracted UDA delivered 2017 & 2018



Month	Adjusted Scheduled Activity (UDA)	
	2017	2018
April	111	0
May	492	394
June	891	799
July	1,538	
August	2,115	
September	2,433	
October	3,570	
November	4,168	
December	4,917	
January	5,538	
February	5,868	
March	6,561	
April	7,047	
May	7,233	
June	7,240	

QUALITY

	Quantity	Base Number	Contract	AT	Region	England
% of FP17s for the same patient ID Re-attending within 3 months - Children	9	129	7.0%	12.1%	13.0%	12.0%
% of FP17s for the same patient ID Re-attending within 3 months - Adults	51	527	9.7%	16.9%	16.6%	16.0%
% of FP17s for the same patient ID Re-attending between 3 & 9 months - Children	85	129	65.9%	57.7%	59.5%	58.0%
% of FP17s for the same patient ID Re-attending between 3 & 9 months - Adults	323	527	61.3%	51.0%	53.1%	50.9%
% of FP17s for Band 1 Urgent Courses	15	298	5.0%	10.6%	9.3%	9.1%
% of FP17s Relating to Free Repair or Replacements	6	298	2.0%	0.9%	1.0%	0.8%
% of FP17s Relating to Continuations	1	298	0.3%	1.1%	1.3%	1.1%
% of Patients satisfied with the dentistry they have received	2	4	N/A	91.0%	91.9%	91.7%
% of Patients satisfied with the time they had to wait for an appointment	4	4	N/A	87.5%	88.7%	88.0%

* This is based on patients treated on this contract for their most recent course of treatment. Figures in italics indicate the base number of FP17s or Patient Questionnaire responses are less than 100. N/A is shown where the base number of responses is less than 10 during the period. % is calculated as Quantity/Base number*100

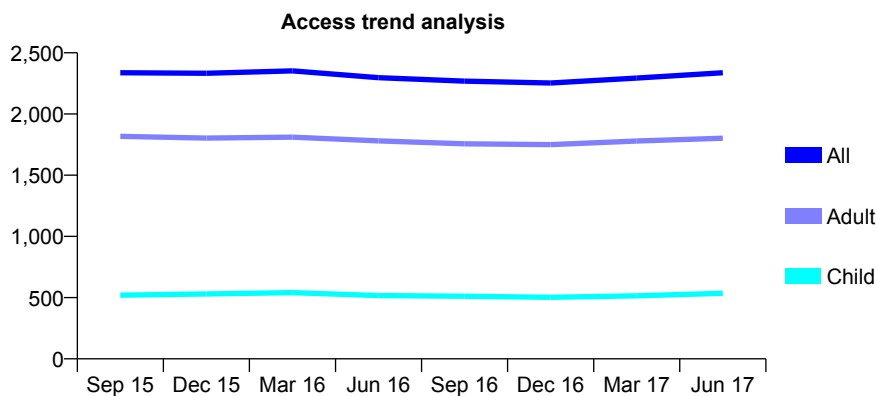
Q46 - Vital Signs At a Glance Contract Report for 182737/0001 - June 2017

Name or company name	Mrs JL Lapidus
Contract type name	GDS Contract
Purpose of contract	General
Contract start date	22/08/2013
Contract end date	

17/18 Contracted general activity (UDA)	5,564
Carry forward general activity (UDA)	0
17/18 Contracted orthodontic activity (UOA)	0
Carry forward orthodontic activity (UOA)	0
Baseline contract value	£149,173.24

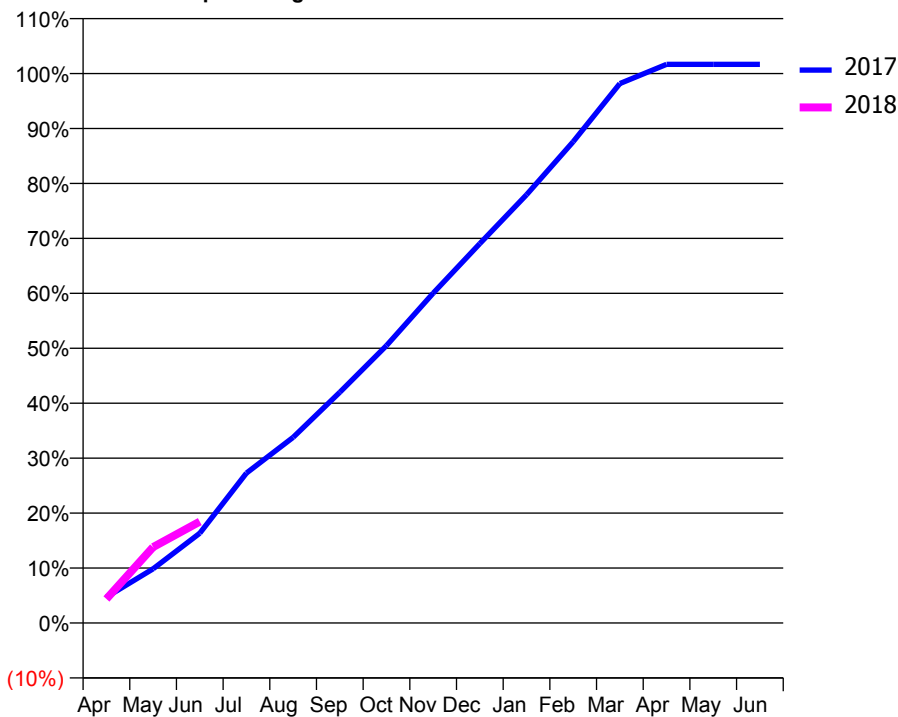
ACCESS*

Patients seen in 24 months	Total	Change since previous quarter
Quarter ending June 2016	2,297	
Quarter ending September 2016	2,268	↓
Quarter ending December 2016	2,253	→
Quarter ending March 2017	2,294	→
Quarter ending June 2017	2,337	→
Variance since June 2016	1.7%	→



ACTIVITY

Cumulative percentage of contracted UDA delivered 2017 & 2018



Adjusted Scheduled Activity (UDA)

Month	2017	2018
April	262	244
May	549	768
June	910	1,027
July	1,519	
August	1,880	
September	2,337	
October	2,809	
November	3,339	
December	3,842	
January	4,336	
February	4,874	
March	5,462	
April	5,657	
May	5,657	
June	5,657	

QUALITY

	Quantity	Base Number	Contract	AT	Region	England
% of FP17s for the same patient ID Re-attending within 3 months - Children	12	166	7.2%	12.1%	13.0%	12.0%
% of FP17s for the same patient ID Re-attending within 3 months - Adults	26	488	5.3%	16.9%	16.6%	16.0%
% of FP17s for the same patient ID Re-attending between 3 & 9 months - Children	73	166	44.0%	57.7%	59.5%	58.0%
% of FP17s for the same patient ID Re-attending between 3 & 9 months - Adults	285	488	58.4%	51.0%	53.1%	50.9%
% of FP17s for Band 1 Urgent Courses	11	539	2.0%	10.6%	9.3%	9.1%
% of FP17s Relating to Free Repair or Replacements	4	539	0.7%	0.9%	1.0%	0.8%
% of FP17s Relating to Continuations	6	539	1.1%	1.1%	1.3%	1.1%
% of Patients satisfied with the dentistry they have received	4	4	N/A	91.0%	91.9%	91.7%
% of Patients satisfied with the time they had to wait for an appointment	4	4	N/A	87.5%	88.7%	88.0%

* This is based on patients treated on this contract for their most recent course of treatment. Figures in italics indicate the base number of FP17s or Patient Questionnaire responses are less than 100. N/A is shown where the base number of responses is less than 10 during the period. % is calculated as Quantity/Base number*100

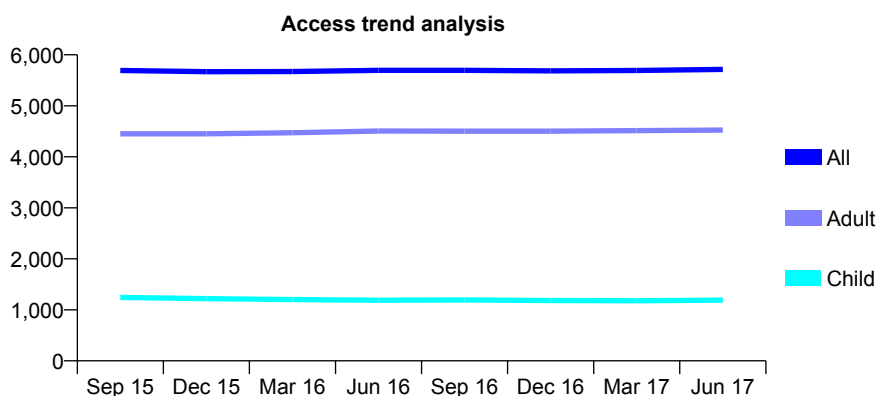
Q46 - Vital Signs At a Glance Contract Report for 183148/0001 - June 2017

Name or company name	Wood and Associate Dental Care LTD
Contract type name	GDS Contract
Purpose of contract	General
Contract start date	01/08/2007
Contract end date	

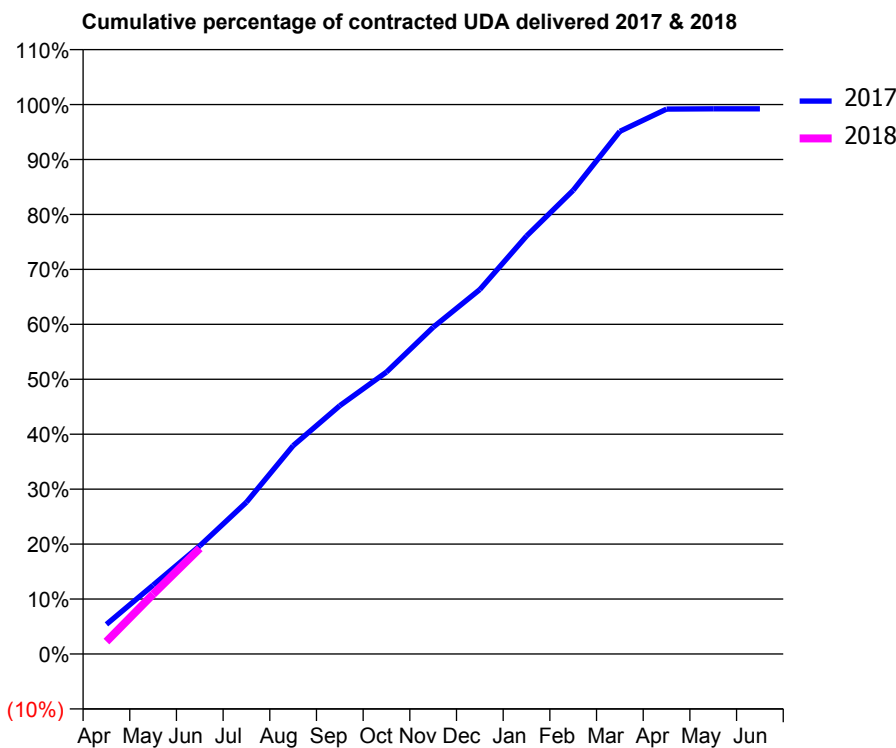
17/18 Contracted general activity (UDA)	15,240
Carry forward general activity (UDA)	0
17/18 Contracted orthodontic activity (UOA)	0
Carry forward orthodontic activity (UOA)	0
Baseline contract value	£503,166.87

ACCESS*

Patients seen in 24 months	Total	Change since previous quarter
Quarter ending June 2016	5,695	
Quarter ending September 2016	5,696	→
Quarter ending December 2016	5,685	→
Quarter ending March 2017	5,692	→
Quarter ending June 2017	5,714	→
Variance since June 2016	0.3%	→



ACTIVITY



Month	Adjusted Scheduled Activity (UDA)	
	2017	2018
April	823	347
May	1,910	1,660
June	3,002	2,931
July	4,210	
August	5,780	
September	6,890	
October	7,819	
November	9,064	
December	10,110	
January	11,592	
February	12,861	
March	14,497	
April	15,114	
May	15,122	
June	15,122	

QUALITY

	Quantity	Base Number	Contract	AT	Region	England
% of FP17s for the same patient ID Re-attending within 3 months - Children	29	447	6.5%	12.1%	13.0%	12.0%
% of FP17s for the same patient ID Re-attending within 3 months - Adults	206	1,530	13.5%	16.9%	16.6%	16.0%
% of FP17s for the same patient ID Re-attending between 3 & 9 months - Children	280	447	62.6%	57.7%	59.5%	58.0%
% of FP17s for the same patient ID Re-attending between 3 & 9 months - Adults	826	1,530	54.0%	51.0%	53.1%	50.9%
% of FP17s for Band 1 Urgent Courses	148	1,683	8.8%	10.6%	9.3%	9.1%
% of FP17s Relating to Free Repair or Replacements	10	1,683	0.6%	0.9%	1.0%	0.8%
% of FP17s Relating to Continuations	21	1,683	1.2%	1.1%	1.3%	1.1%
% of Patients satisfied with the dentistry they have received	8	9	N/A	91.0%	91.9%	91.7%
% of Patients satisfied with the time they had to wait for an appointment	7	9	N/A	87.5%	88.7%	88.0%

* This is based on patients treated on this contract for their most recent course of treatment. Figures in italics indicate the base number of FP17s or Patient Questionnaire responses are less than 100. N/A is shown where the base number of responses is less than 10 during the period. % is calculated as Quantity/Base number*100

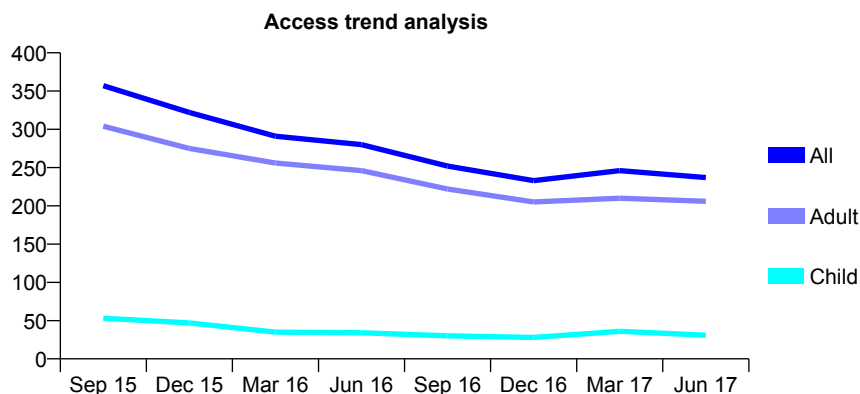
Q46 - Vital Signs At a Glance Contract Report for 183148/0002 - June 2017

Name or company name	Wood and Associate Dental Care LTD
Contract type name	GDS Contract
Purpose of contract	General
Contract start date	01/04/2012
Contract end date	

17/18 Contracted general activity (UDA)	1,000
Carry forward general activity (UDA)	0
17/18 Contracted orthodontic activity (UOA)	0
Carry forward orthodontic activity (UOA)	0
Baseline contract value	£33,016.09

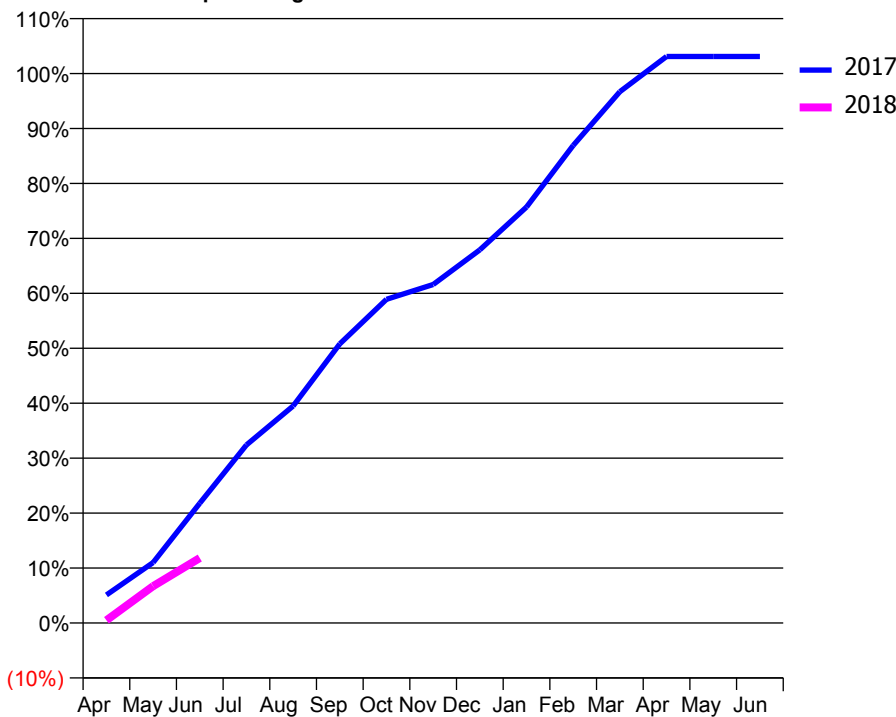
ACCESS*

Patients seen in 24 months	Total	Change since previous quarter
Quarter ending June 2016	280	
Quarter ending September 2016	252	↓
Quarter ending December 2016	233	↓
Quarter ending March 2017	246	↑
Quarter ending June 2017	237	↓
Variance since June 2016	(15.4%)	↓



ACTIVITY

Cumulative percentage of contracted UDA delivered 2017 & 2018



Adjusted Scheduled Activity (UDA)

Month	2017	2018
April	51	5
May	110	67
June	218	118
July	324	
August	395	
September	508	
October	589	
November	616	
December	679	
January	757	
February	869	
March	967	
April	1,031	
May	1,031	
June	1,031	

QUALITY

	Quantity	Base Number	Contract	AT	Region	England
% of FP17s for the same patient ID Re-attending within 3 months - Children	0	4	0.0%	12.1%	13.0%	12.0%
% of FP17s for the same patient ID Re-attending within 3 months - Adults	2	49	4.1%	16.9%	16.6%	16.0%
% of FP17s for the same patient ID Re-attending between 3 & 9 months - Children	0	4	0.0%	57.7%	59.5%	58.0%
% of FP17s for the same patient ID Re-attending between 3 & 9 months - Adults	0	49	0.0%	51.0%	53.1%	50.9%
% of FP17s for Band 1 Urgent Courses	1	36	2.8%	10.6%	9.3%	9.1%
% of FP17s Relating to Free Repair or Replacements	0	36	0.0%	0.9%	1.0%	0.8%
% of FP17s Relating to Continuations	0	36	0.0%	1.1%	1.3%	1.1%
% of Patients satisfied with the dentistry they have received	0	0	N/A	91.0%	91.9%	91.7%
% of Patients satisfied with the time they had to wait for an appointment	0	0	N/A	87.5%	88.7%	88.0%

* This is based on patients treated on this contract for their most recent course of treatment. Figures in italics indicate the base number of FP17s or Patient Questionnaire responses are less than 100. N/A is shown where the base number of responses is less than 10 during the period. % is calculated as Quantity/Base number*100

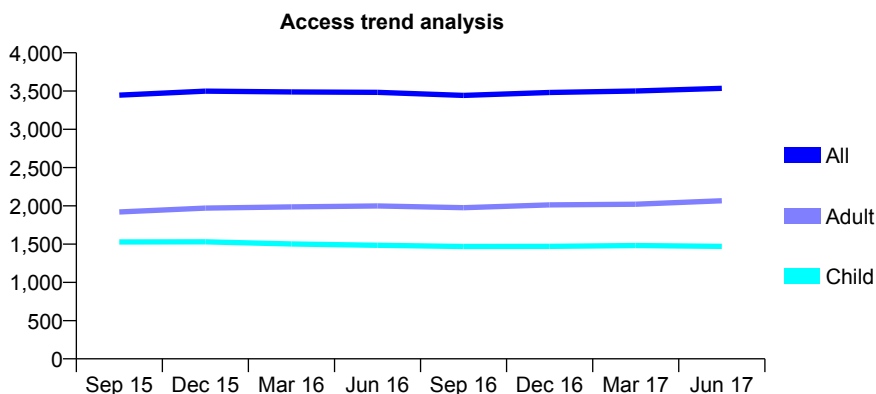
Q46 - Vital Signs At a Glance Contract Report for 184551/0001 - June 2017

Name or company name	Bamford Dental Practice
Contract type name	GDS Contract
Purpose of contract	General and Orthodontic
Contract start date	01/04/2006
Contract end date	

17/18 Contracted general activity (UDA)	9,554
Carry forward general activity (UDA)	0
17/18 Contracted orthodontic activity (UOA)	3,597
Carry forward orthodontic activity (UOA)	0
Baseline contract value	£496,949.54

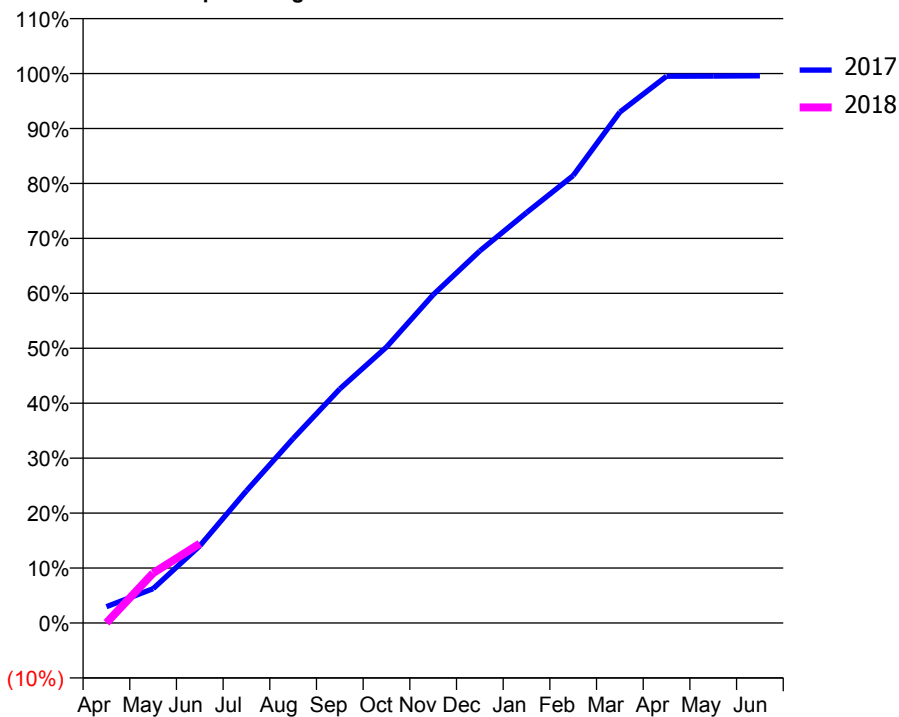
ACCESS*

Patients seen in 24 months	Total	Change since previous quarter
Quarter ending June 2016	3,483	
Quarter ending September 2016	3,443	↓
Quarter ending December 2016	3,482	→
Quarter ending March 2017	3,501	→
Quarter ending June 2017	3,536	→
Variance since June 2016	1.5%	→



ACTIVITY

Cumulative percentage of contracted UDA delivered 2017 & 2018



Month	Adjusted Scheduled Activity (UDA)	
	2017	2018
April	285	3
May	597	868
June	1,342	1,380
July	2,299	
August	3,208	
September	4,071	
October	4,797	
November	5,707	
December	6,470	
January	7,136	
February	7,780	
March	8,883	
April	9,507	
May	9,510	
June	9,515	

QUALITY

	Quantity	Base Number	Contract	AT	Region	England
% of FP17s for the same patient ID Re-attending within 3 months - Children	26	579	4.5%	12.1%	13.0%	12.0%
% of FP17s for the same patient ID Re-attending within 3 months - Adults	73	607	12.0%	16.9%	16.6%	16.0%
% of FP17s for the same patient ID Re-attending between 3 & 9 months - Children	346	579	59.8%	57.7%	59.5%	58.0%
% of FP17s for the same patient ID Re-attending between 3 & 9 months - Adults	351	607	57.8%	51.0%	53.1%	50.9%
% of FP17s for Band 1 Urgent Courses	15	720	2.1%	10.6%	9.3%	9.1%
% of FP17s Relating to Free Repair or Replacements	2	720	0.3%	0.9%	1.0%	0.8%
% of FP17s Relating to Continuations	6	720	0.8%	1.1%	1.3%	1.1%
% of Patients satisfied with the dentistry they have received	4	4	N/A	91.0%	91.9%	91.7%
% of Patients satisfied with the time they had to wait for an appointment	4	4	N/A	87.5%	88.7%	88.0%

* This is based on patients treated on this contract for their most recent course of treatment. Figures in italics indicate the base number of FP17s or Patient Questionnaire responses are less than 100. N/A is shown where the base number of responses is less than 10 during the period. % is calculated as Quantity/Base number*100

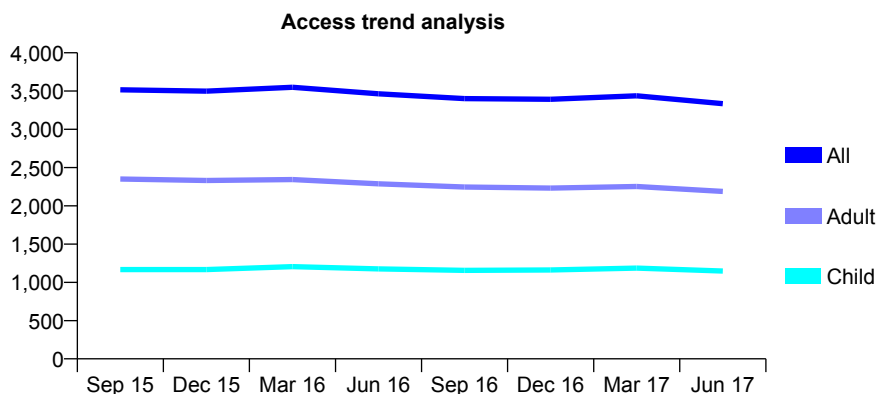
Q46 - Vital Signs At a Glance Contract Report for 189510/0001 - June 2017

Name or company name	Ravat and Ray Dental Care (Chadderton) L
Contract type name	GDS Contract
Purpose of contract	General
Contract start date	01/10/2013
Contract end date	

17/18 Contracted general activity (UDA)	11,056
Carry forward general activity (UDA)	0
17/18 Contracted orthodontic activity (UOA)	0
Carry forward orthodontic activity (UOA)	0
Baseline contract value	£325,103.90

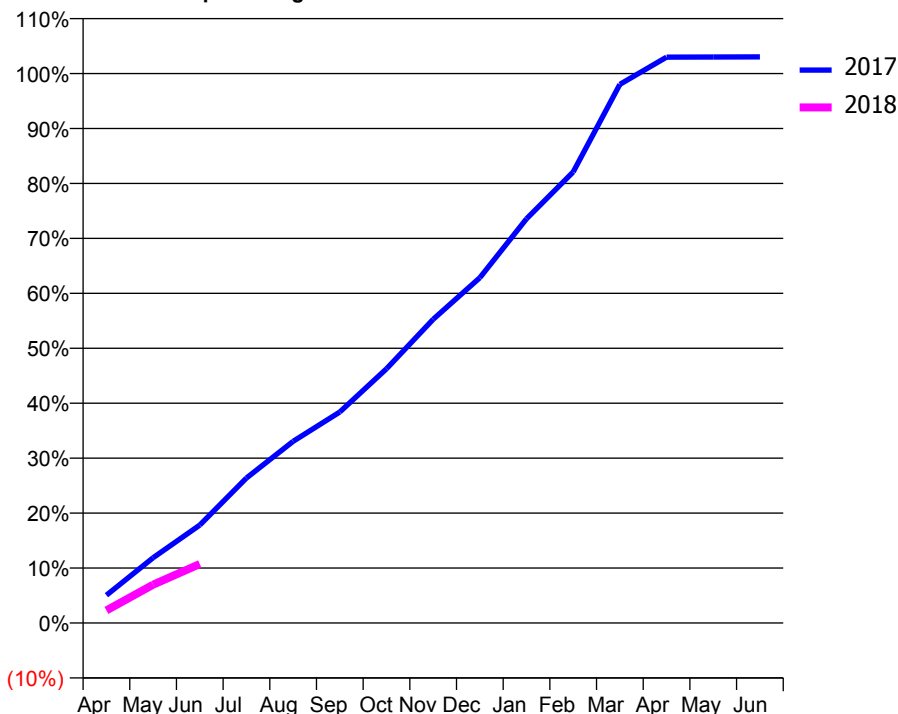
ACCESS*

Patients seen in 24 months	Total	Change since previous quarter
Quarter ending June 2016	3,464	
Quarter ending September 2016	3,402	↓
Quarter ending December 2016	3,393	→
Quarter ending March 2017	3,438	→
Quarter ending June 2017	3,335	↓
Variance since June 2016	(3.7%)	↓



ACTIVITY

Cumulative percentage of contracted UDA delivered 2017 & 2018



Month	Adjusted Scheduled Activity (UDA)	
	2017	2018
April	559	253
May	1,313	771
June	1,970	1,188
July	2,917	
August	3,656	
September	4,246	
October	5,115	
November	6,109	
December	6,946	
January	8,133	
February	9,075	
March	10,837	
April	11,385	
May	11,389	
June	11,391	

QUALITY

	Quantity	Base Number	Contract	AT	Region	England
% of FP17s for the same patient ID Re-attending within 3 months - Children	34	278	12.2%	12.1%	13.0%	12.0%
% of FP17s for the same patient ID Re-attending within 3 months - Adults	136	520	26.2%	16.9%	16.6%	16.0%
% of FP17s for the same patient ID Re-attending between 3 & 9 months - Children	185	278	66.5%	57.7%	59.5%	58.0%
% of FP17s for the same patient ID Re-attending between 3 & 9 months - Adults	254	520	48.8%	51.0%	53.1%	50.9%
% of FP17s for Band 1 Urgent Courses	102	592	17.2%	10.6%	9.3%	9.1%
% of FP17s Relating to Free Repair or Replacements	4	592	0.7%	0.9%	1.0%	0.8%
% of FP17s Relating to Continuations	1	592	0.2%	1.1%	1.3%	1.1%
% of Patients satisfied with the dentistry they have received	10	10	100.0%	91.0%	91.9%	91.7%
% of Patients satisfied with the time they had to wait for an appointment	9	10	90.0%	87.5%	88.7%	88.0%

* This is based on patients treated on this contract for their most recent course of treatment. Figures in italics indicate the base number of FP17s or Patient Questionnaire responses are less than 100. N/A is shown where the base number of responses is less than 10 during the period. % is calculated as Quantity/Base number*100

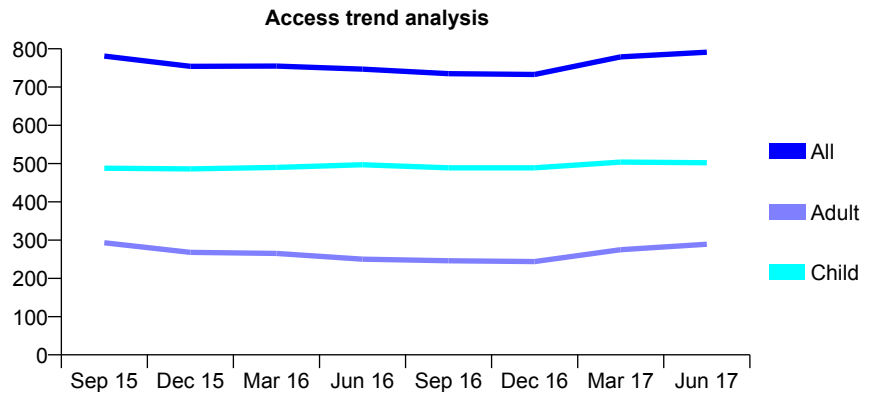
Q46 - Vital Signs At a Glance Contract Report for 189723/0001 - June 2017

Name or company name	Stretford Road Dental Practice
Contract type name	GDS Contract
Purpose of contract	General
Contract start date	12/08/2013
Contract end date	

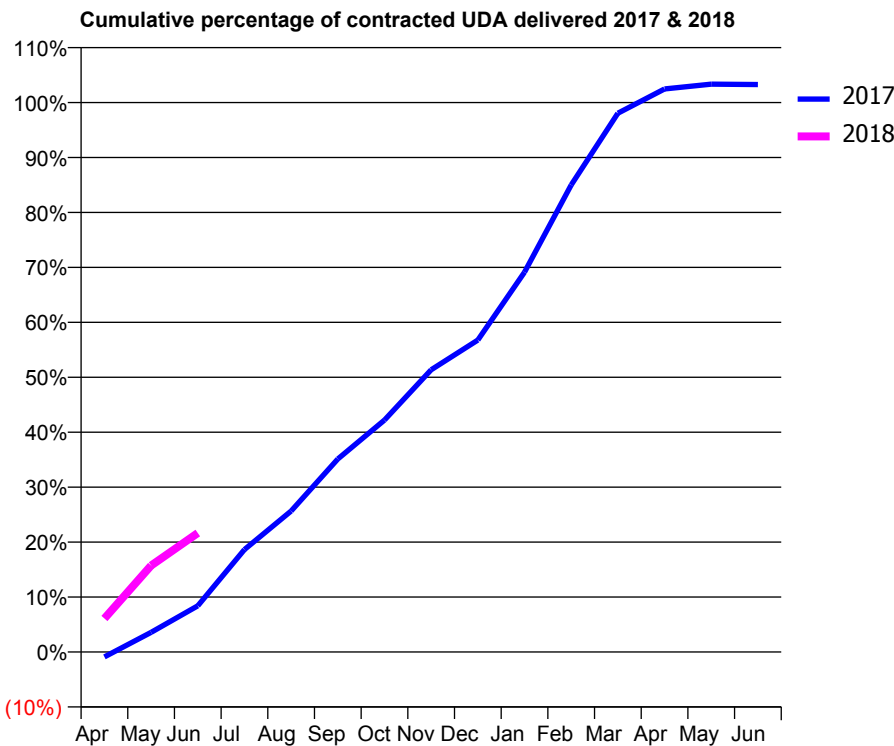
17/18 Contracted general activity (UDA)	1,828
Carry forward general activity (UDA)	0
17/18 Contracted orthodontic activity (UOA)	0
Carry forward orthodontic activity (UOA)	0
Baseline contract value	£44,689.57

ACCESS*

Patients seen in 24 months	Total	Change since previous quarter
Quarter ending June 2016	747	
Quarter ending September 2016	735	↓
Quarter ending December 2016	733	→
Quarter ending March 2017	779	↑
Quarter ending June 2017	791	→
Variance since June 2016	5.9%	↑



ACTIVITY



Month	Adjusted Scheduled Activity (UDA)	
	2017	2018
April	-17	111
May	65	288
June	154	396
July	341	
August	469	
September	642	
October	772	
November	939	
December	1,038	
January	1,264	
February	1,554	
March	1,792	
April	1,873	
May	1,889	
June	1,888	

QUALITY

	Quantity	Base Number	Contract	AT	Region	England
% of FP17s for the same patient ID Re-attending within 3 months - Children	26	180	14.4%	12.1%	13.0%	12.0%
% of FP17s for the same patient ID Re-attending within 3 months - Adults	14	76	18.4%	16.9%	16.6%	16.0%
% of FP17s for the same patient ID Re-attending between 3 & 9 months - Children	110	180	61.1%	57.7%	59.5%	58.0%
% of FP17s for the same patient ID Re-attending between 3 & 9 months - Adults	28	76	36.8%	51.0%	53.1%	50.9%
% of FP17s for Band 1 Urgent Courses	20	219	9.1%	10.6%	9.3%	9.1%
% of FP17s Relating to Free Repair or Replacements	0	219	0.0%	0.9%	1.0%	0.8%
% of FP17s Relating to Continuations	0	219	0.0%	1.1%	1.3%	1.1%
% of Patients satisfied with the dentistry they have received	1	1	N/A	91.0%	91.9%	91.7%
% of Patients satisfied with the time they had to wait for an appointment	1	1	N/A	87.5%	88.7%	88.0%

* This is based on patients treated on this contract for their most recent course of treatment. Figures in italics indicate the base number of FP17s or Patient Questionnaire responses are less than 100. N/A is shown where the base number of responses is less than 10 during the period. % is calculated as Quantity/Base number*100

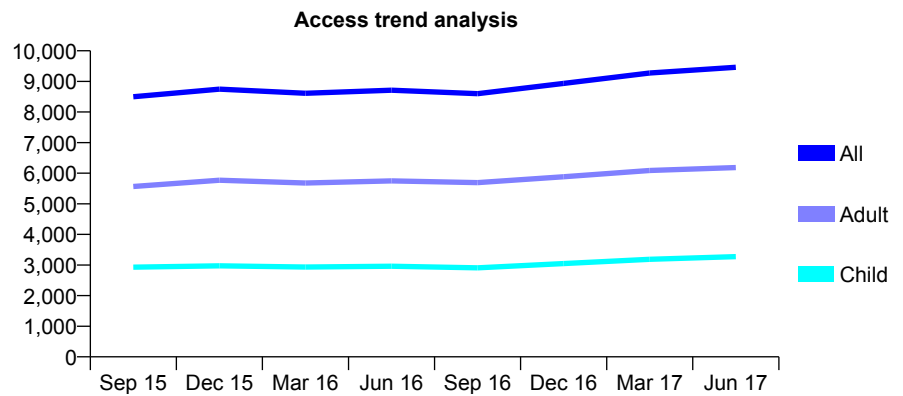
Q46 - Vital Signs At a Glance Contract Report for 190322/0001 - June 2017

Name or company name	Moston Dental Surgery
Contract type name	GDS Contract
Purpose of contract	General
Contract start date	08/10/2010
Contract end date	

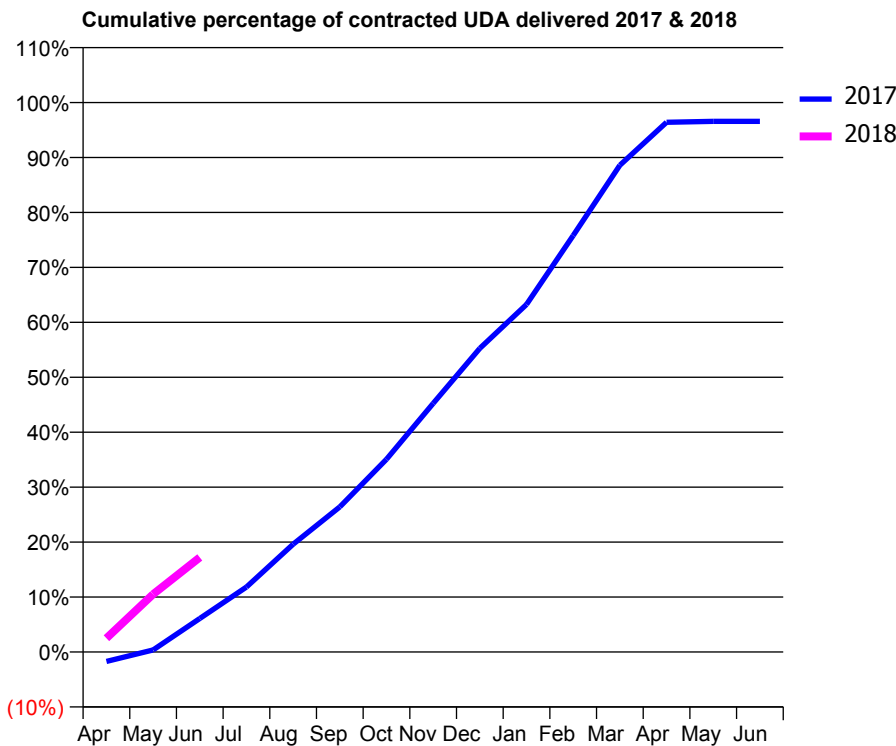
17/18 Contracted general activity (UDA)	30,673
Carry forward general activity (UDA)	0
17/18 Contracted orthodontic activity (UOA)	0
Carry forward orthodontic activity (UOA)	0
Baseline contract value	£742,427.78

ACCESS*

Patients seen in 24 months	Total	Change since previous quarter
Quarter ending June 2016	8,712	
Quarter ending September 2016	8,601	↓
Quarter ending December 2016	8,934	↑
Quarter ending March 2017	9,276	↑
Quarter ending June 2017	9,462	↑
Variance since June 2016	8.6%	↑



ACTIVITY



Month	Adjusted Scheduled Activity (UDA)	
	2017	2018
April	-534	770
May	116	3,230
June	1,868	5,283
July	3,629	
August	6,021	
September	8,105	
October	10,762	
November	13,876	
December	16,954	
January	19,400	
February	23,253	
March	27,170	
April	29,566	
May	29,623	
June	29,623	

QUALITY

	Quantity	Base Number	Contract	AT	Region	England
% of FP17s for the same patient ID Re-attending within 3 months - Children	59	882	6.7%	12.1%	13.0%	12.0%
% of FP17s for the same patient ID Re-attending within 3 months - Adults	114	1,372	8.3%	16.9%	16.6%	16.0%
% of FP17s for the same patient ID Re-attending between 3 & 9 months - Children	386	882	43.8%	57.7%	59.5%	58.0%
% of FP17s for the same patient ID Re-attending between 3 & 9 months - Adults	507	1,372	37.0%	51.0%	53.1%	50.9%
% of FP17s for Band 1 Urgent Courses	73	1,711	4.3%	10.6%	9.3%	9.1%
% of FP17s Relating to Free Repair or Replacements	4	1,711	0.2%	0.9%	1.0%	0.8%
% of FP17s Relating to Continuations	25	1,711	1.5%	1.1%	1.3%	1.1%
% of Patients satisfied with the dentistry they have received	10	12	83.3%	91.0%	91.9%	91.7%
% of Patients satisfied with the time they had to wait for an appointment	12	12	100.0%	87.5%	88.7%	88.0%

* This is based on patients treated on this contract for their most recent course of treatment. Figures in italics indicate the base number of FP17s or Patient Questionnaire responses are less than 100. N/A is shown where the base number of responses is less than 10 during the period. % is calculated as Quantity/Base number*100

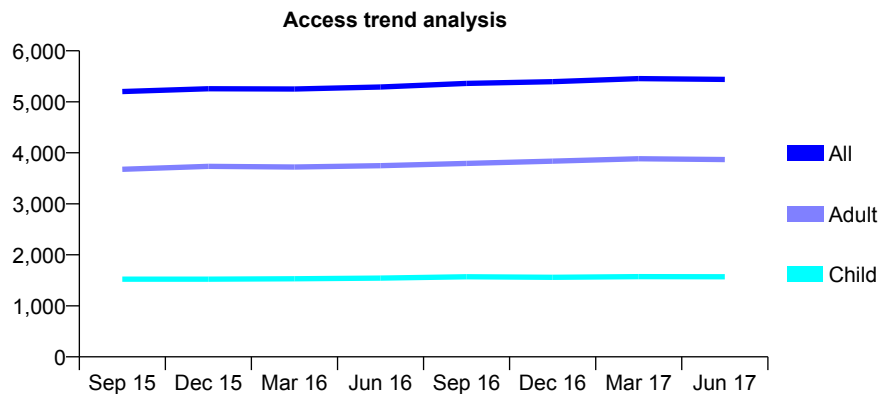
Q46 - Vital Signs At a Glance Contract Report for 190470/0004 - June 2017

Name or company name	G.k.A (1996) Ltd
Contract type name	GDS Contract
Purpose of contract	General
Contract start date	01/04/2008
Contract end date	

17/18 Contracted general activity (UDA)	15,529
Carry forward general activity (UDA)	0
17/18 Contracted orthodontic activity (UOA)	0
Carry forward orthodontic activity (UOA)	0
Baseline contract value	£473,052.95

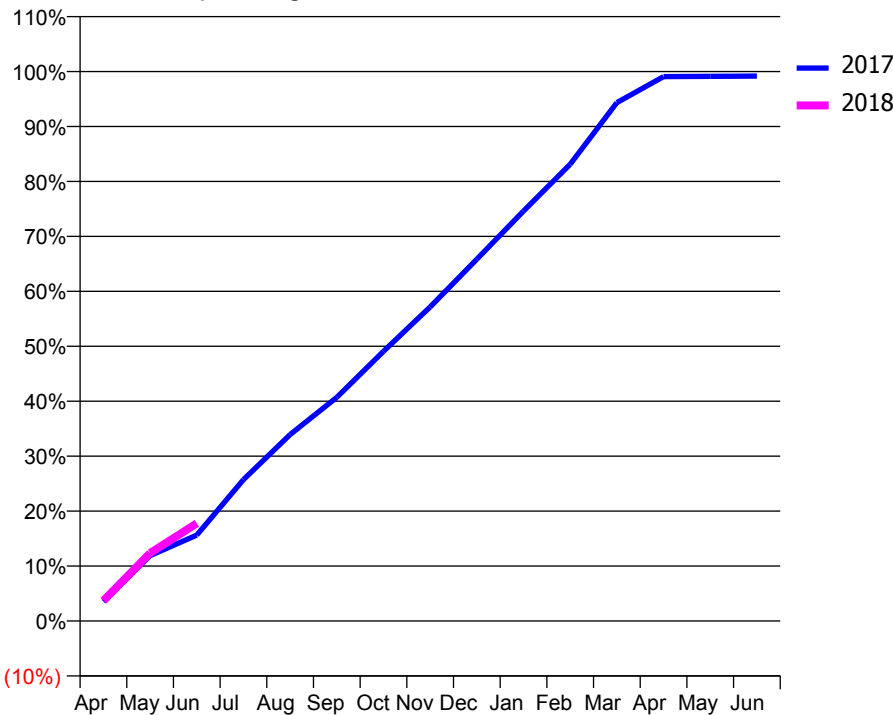
ACCESS*

Patients seen in 24 months	Total	Change since previous quarter
Quarter ending June 2016	5,290	
Quarter ending September 2016	5,362	→
Quarter ending December 2016	5,395	→
Quarter ending March 2017	5,456	→
Quarter ending June 2017	5,439	→
Variance since June 2016	2.8%	↑



ACTIVITY

Cumulative percentage of contracted UDA delivered 2017 & 2018



Month	Adjusted Scheduled Activity (UDA)	
	2017	2018
April	547	574
May	1,850	1,920
June	2,431	2,762
July	3,995	
August	5,271	
September	6,322	
October	7,621	
November	8,876	
December	10,225	
January	11,585	
February	12,910	
March	14,649	
April	15,384	
May	15,390	
June	15,400	

QUALITY

	Quantity	Base Number	Contract	AT	Region	England
% of FP17s for the same patient ID Re-attending within 3 months - Children	41	492	8.3%	12.1%	13.0%	12.0%
% of FP17s for the same patient ID Re-attending within 3 months - Adults	155	1,073	14.4%	16.9%	16.6%	16.0%
% of FP17s for the same patient ID Re-attending between 3 & 9 months - Children	245	492	49.8%	57.7%	59.5%	58.0%
% of FP17s for the same patient ID Re-attending between 3 & 9 months - Adults	531	1,073	49.5%	51.0%	53.1%	50.9%
% of FP17s for Band 1 Urgent Courses	80	1,268	6.3%	10.6%	9.3%	9.1%
% of FP17s Relating to Free Repair or Replacements	12	1,268	0.9%	0.9%	1.0%	0.8%
% of FP17s Relating to Continuations	6	1,268	0.5%	1.1%	1.3%	1.1%
% of Patients satisfied with the dentistry they have received	6	8	N/A	91.0%	91.9%	91.7%
% of Patients satisfied with the time they had to wait for an appointment	6	8	N/A	87.5%	88.7%	88.0%

* This is based on patients treated on this contract for their most recent course of treatment. Figures in italics indicate the base number of FP17s or Patient Questionnaire responses are less than 100. N/A is shown where the base number of responses is less than 10 during the period. % is calculated as Quantity/Base number*100

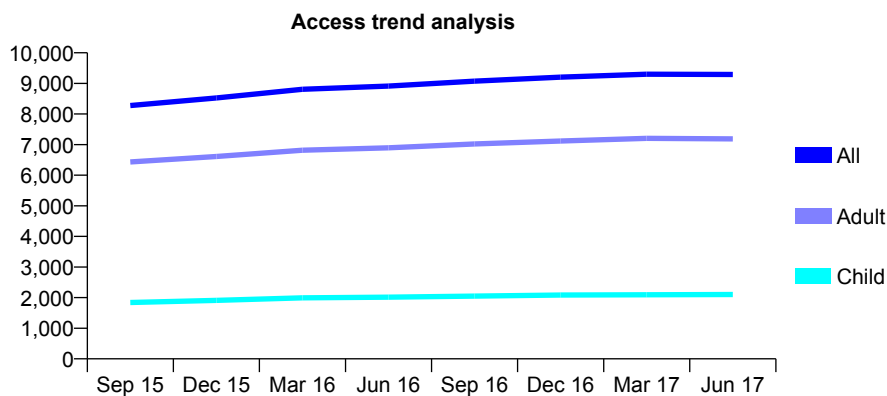
Q46 - Vital Signs At a Glance Contract Report for 190470/0005 - June 2017

Name or company name	G.k.A (1996) Ltd
Contract type name	GDS Contract
Purpose of contract	General
Contract start date	01/04/2008
Contract end date	

17/18 Contracted general activity (UDA)	23,132
Carry forward general activity (UDA)	0
17/18 Contracted orthodontic activity (UOA)	0
Carry forward orthodontic activity (UOA)	0
Baseline contract value	£679,192.00

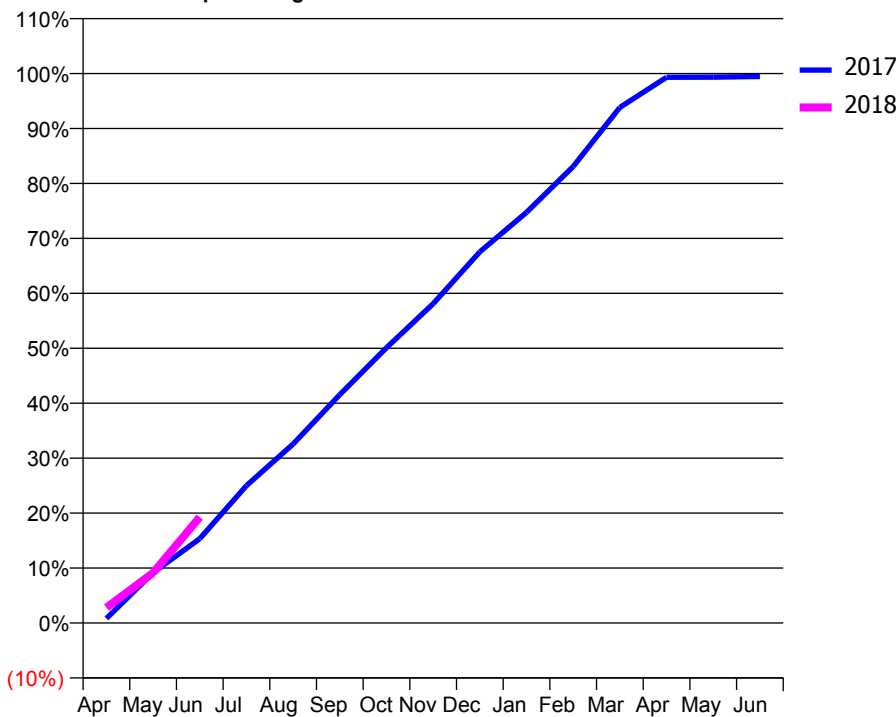
ACCESS*

Patients seen in 24 months	Total	Change since previous quarter
Quarter ending June 2016	8,911	
Quarter ending September 2016	9,072	→
Quarter ending December 2016	9,204	→
Quarter ending March 2017	9,299	→
Quarter ending June 2017	9,292	→
Variance since June 2016	4.3%	↑



ACTIVITY

Cumulative percentage of contracted UDA delivered 2017 & 2018



Month	Adjusted Scheduled Activity (UDA)	
	2017	2018
April	196	649
May	2,119	2,113
June	3,552	4,458
July	5,785	
August	7,539	
September	9,612	
October	11,591	
November	13,442	
December	15,626	
January	17,285	
February	19,216	
March	21,705	
April	22,976	
May	22,977	
June	23,009	

QUALITY

	Quantity	Base Number	Contract	AT	Region	England
% of FP17s for the same patient ID Re-attending within 3 months - Children	89	662	13.4%	12.1%	13.0%	12.0%
% of FP17s for the same patient ID Re-attending within 3 months - Adults	404	2,301	17.6%	16.9%	16.6%	16.0%
% of FP17s for the same patient ID Re-attending between 3 & 9 months - Children	319	662	48.2%	57.7%	59.5%	58.0%
% of FP17s for the same patient ID Re-attending between 3 & 9 months - Adults	1,088	2,301	47.3%	51.0%	53.1%	50.9%
% of FP17s for Band 1 Urgent Courses	155	2,324	6.7%	10.6%	9.3%	9.1%
% of FP17s Relating to Free Repair or Replacements	35	2,324	1.5%	0.9%	1.0%	0.8%
% of FP17s Relating to Continuations	35	2,324	1.5%	1.1%	1.3%	1.1%
% of Patients satisfied with the dentistry they have received	5	5	N/A	91.0%	91.9%	91.7%
% of Patients satisfied with the time they had to wait for an appointment	5	5	N/A	87.5%	88.7%	88.0%

* This is based on patients treated on this contract for their most recent course of treatment. Figures in italics indicate the base number of FP17s or Patient Questionnaire responses are less than 100. N/A is shown where the base number of responses is less than 10 during the period. % is calculated as Quantity/Base number*100

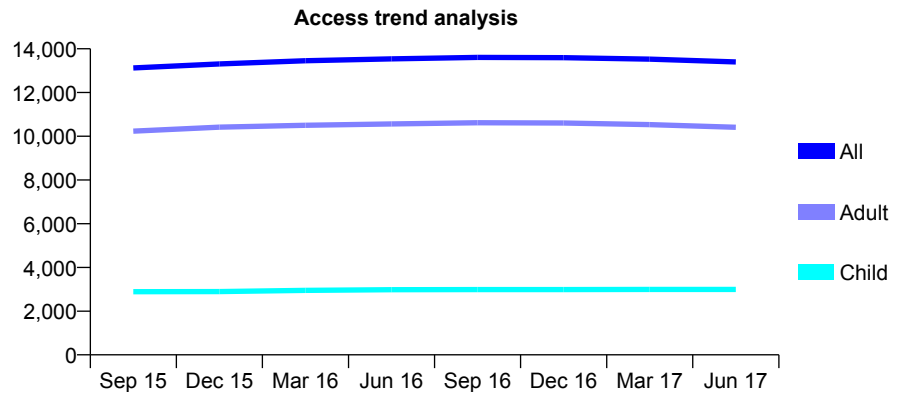
Q46 - Vital Signs At a Glance Contract Report for 190470/0007 - June 2017

Name or company name	G.k.A (1996) Ltd
Contract type name	GDS Contract
Purpose of contract	General and Orthodontic
Contract start date	01/05/2009
Contract end date	

17/18 Contracted general activity (UDA)	40,268
Carry forward general activity (UDA)	0
17/18 Contracted orthodontic activity (UOA)	2,541
Carry forward orthodontic activity (UOA)	0
Baseline contract value	£1,278,194.43

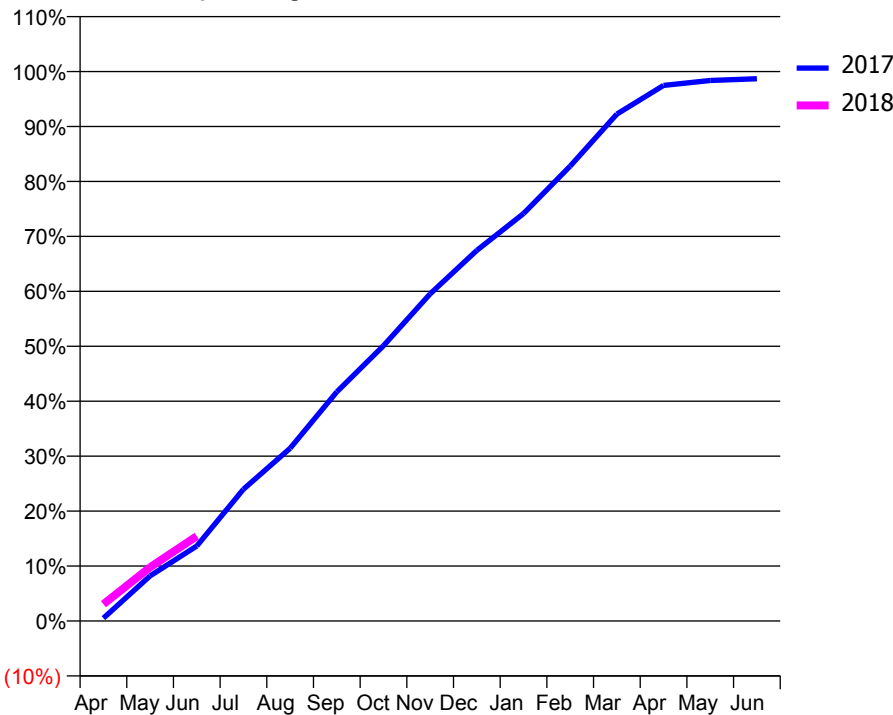
ACCESS*

Patients seen in 24 months	Total	Change since previous quarter
Quarter ending June 2016	13,540	
Quarter ending September 2016	13,609	→
Quarter ending December 2016	13,594	→
Quarter ending March 2017	13,525	→
Quarter ending June 2017	13,402	→
Variance since June 2016	(1.0%)	↓



ACTIVITY

Cumulative percentage of contracted UDA delivered 2017 & 2018



Month	Adjusted Scheduled Activity (UDA)	
	2017	2018
April	209	1,235
May	3,306	3,943
June	5,494	6,221
July	9,658	
August	12,659	
September	16,790	
October	20,175	
November	23,976	
December	27,163	
January	29,857	
February	33,332	
March	37,149	
April	39,253	
May	39,613	
June	39,735	

QUALITY

	Quantity	Base Number	Contract	AT	Region	England
% of FP17s for the same patient ID Re-attending within 3 months - Children	133	1,011	13.2%	12.1%	13.0%	12.0%
% of FP17s for the same patient ID Re-attending within 3 months - Adults	649	3,204	20.3%	16.9%	16.6%	16.0%
% of FP17s for the same patient ID Re-attending between 3 & 9 months - Children	506	1,011	50.0%	57.7%	59.5%	58.0%
% of FP17s for the same patient ID Re-attending between 3 & 9 months - Adults	1,439	3,204	44.9%	51.0%	53.1%	50.9%
% of FP17s for Band 1 Urgent Courses	356	2,914	12.2%	10.6%	9.3%	9.1%
% of FP17s Relating to Free Repair or Replacements	57	2,914	2.0%	0.9%	1.0%	0.8%
% of FP17s Relating to Continuations	47	2,914	1.6%	1.1%	1.3%	1.1%
% of Patients satisfied with the dentistry they have received	11	13	84.6%	91.0%	91.9%	91.7%
% of Patients satisfied with the time they had to wait for an appointment	11	13	84.6%	87.5%	88.7%	88.0%

* This is based on patients treated on this contract for their most recent course of treatment. Figures in italics indicate the base number of FP17s or Patient Questionnaire responses are less than 100. N/A is shown where the base number of responses is less than 10 during the period. % is calculated as Quantity/Base number*100

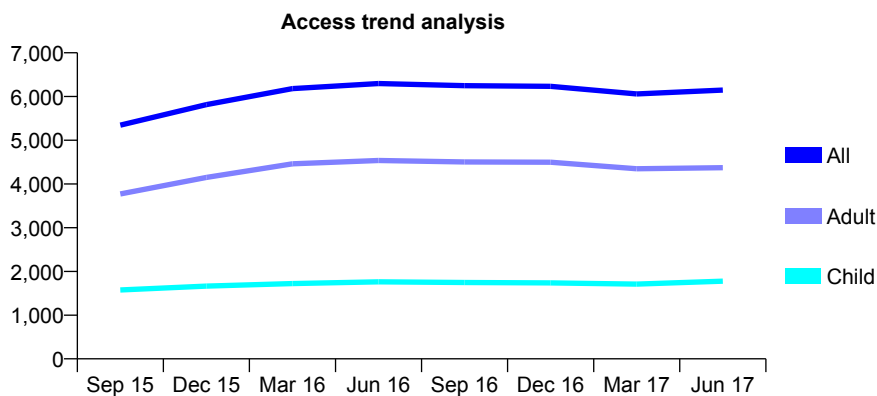
Q46 - Vital Signs At a Glance Contract Report for 191515/0001 - June 2017

Name or company name	Birch Dental Practice
Contract type name	GDS Contract
Purpose of contract	General
Contract start date	01/05/2014
Contract end date	

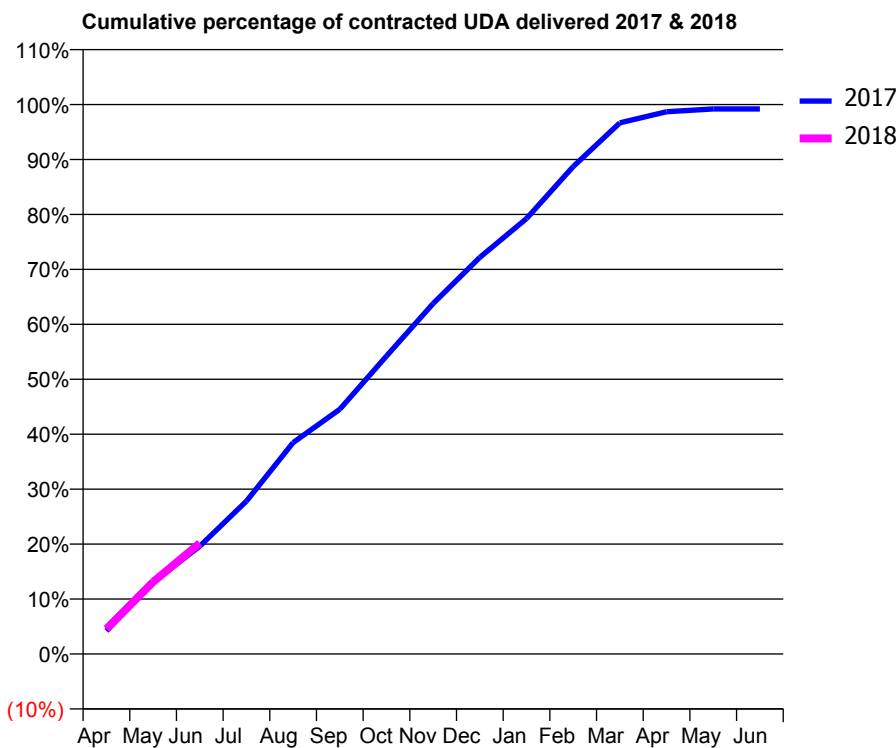
17/18 Contracted general activity (UDA)	20,344
Carry forward general activity (UDA)	0
17/18 Contracted orthodontic activity (UOA)	0
Carry forward orthodontic activity (UOA)	0
Baseline contract value	£623,890.51

ACCESS*

Patients seen in 24 months	Total	Change since previous quarter
Quarter ending June 2016	6,297	
Quarter ending September 2016	6,249	→
Quarter ending December 2016	6,232	→
Quarter ending March 2017	6,059	↓
Quarter ending June 2017	6,149	→
Variance since June 2016	(2.4%)	↓



ACTIVITY



Month	Adjusted Scheduled Activity (UDA)	
	2017	2018
April	857	930
May	2,663	2,667
June	3,989	4,103
July	5,660	
August	7,826	
September	9,063	
October	11,029	
November	12,978	
December	14,685	
January	16,121	
February	18,046	
March	19,666	
April	20,075	
May	20,178	
June	20,178	

QUALITY

	Quantity	Base Number	Contract	AT	Region	England
% of FP17s for the same patient ID Re-attending within 3 months - Children	57	483	11.8%	12.1%	13.0%	12.0%
% of FP17s for the same patient ID Re-attending within 3 months - Adults	266	1,188	22.4%	16.9%	16.6%	16.0%
% of FP17s for the same patient ID Re-attending between 3 & 9 months - Children	132	483	27.3%	57.7%	59.5%	58.0%
% of FP17s for the same patient ID Re-attending between 3 & 9 months - Adults	345	1,188	29.0%	51.0%	53.1%	50.9%
% of FP17s for Band 1 Urgent Courses	216	1,325	16.3%	10.6%	9.3%	9.1%
% of FP17s Relating to Free Repair or Replacements	8	1,325	0.6%	0.9%	1.0%	0.8%
% of FP17s Relating to Continuations	37	1,325	2.8%	1.1%	1.3%	1.1%
% of Patients satisfied with the dentistry they have received	1	3	N/A	91.0%	91.9%	91.7%
% of Patients satisfied with the time they had to wait for an appointment	0	3	N/A	87.5%	88.7%	88.0%

* This is based on patients treated on this contract for their most recent course of treatment. Figures in italics indicate the base number of FP17s or Patient Questionnaire responses are less than 100. N/A is shown where the base number of responses is less than 10 during the period. % is calculated as Quantity/Base number*100

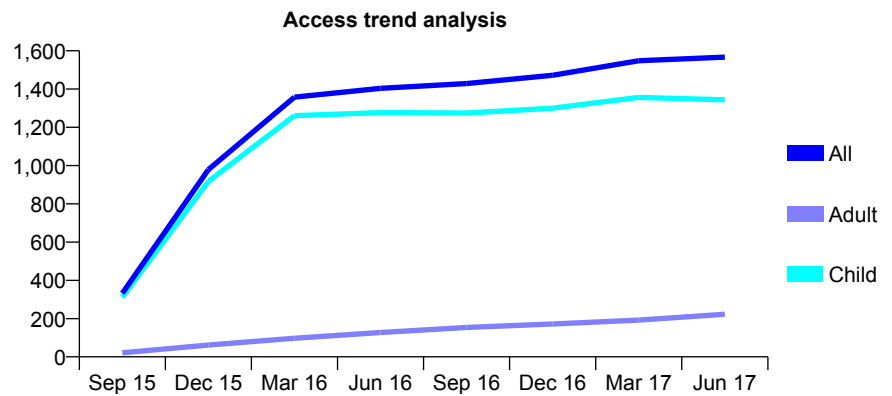
Q46 - Vital Signs At a Glance Contract Report for 191574/0001 - June 2017

Name or company name	Highton and Bate
Contract type name	GDS Contract
Purpose of contract	General
Contract start date	01/08/2015
Contract end date	

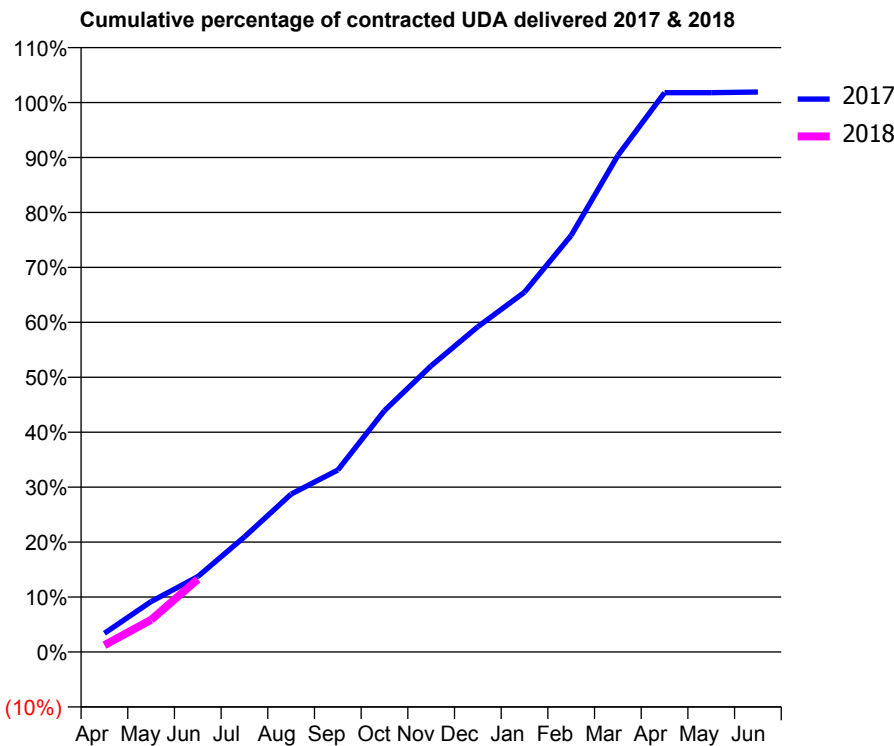
17/18 Contracted general activity (UDA)	4,200
Carry forward general activity (UDA)	0
17/18 Contracted orthodontic activity (UOA)	0
Carry forward orthodontic activity (UOA)	0
Baseline contract value	£117,794.53

ACCESS*

Patients seen in 24 months	Total	Change since previous quarter
Quarter ending June 2016	1,404	
Quarter ending September 2016	1,429	→
Quarter ending December 2016	1,472	↑
Quarter ending March 2017	1,548	↑
Quarter ending June 2017	1,567	→
Variance since June 2016	11.6%	↑



ACTIVITY



Month	Adjusted Scheduled Activity (UDA)	
	2017	2018
April	143	52
May	385	246
June	576	556
July	880	
August	1,207	
September	1,391	
October	1,846	
November	2,188	
December	2,486	
January	2,750	
February	3,185	
March	3,795	
April	4,275	
May	4,275	
June	4,280	

QUALITY

	Quantity	Base Number	Contract	AT	Region	England
% of FP17s for the same patient ID Re-attending within 3 months - Children	85	659	12.9%	12.1%	13.0%	12.0%
% of FP17s for the same patient ID Re-attending within 3 months - Adults	5	62	8.1%	16.9%	16.6%	16.0%
% of FP17s for the same patient ID Re-attending between 3 & 9 months - Children	488	659	74.1%	57.7%	59.5%	58.0%
% of FP17s for the same patient ID Re-attending between 3 & 9 months - Adults	44	62	71.0%	51.0%	53.1%	50.9%
% of FP17s for Band 1 Urgent Courses	14	412	3.4%	10.6%	9.3%	9.1%
% of FP17s Relating to Free Repair or Replacements	1	412	0.2%	0.9%	1.0%	0.8%
% of FP17s Relating to Continuations	0	412	0.0%	1.1%	1.3%	1.1%
% of Patients satisfied with the dentistry they have received	5	5	N/A	91.0%	91.9%	91.7%
% of Patients satisfied with the time they had to wait for an appointment	4	5	N/A	87.5%	88.7%	88.0%

* This is based on patients treated on this contract for their most recent course of treatment. Figures in italics indicate the base number of FP17s or Patient Questionnaire responses are less than 100. N/A is shown where the base number of responses is less than 10 during the period. % is calculated as Quantity/Base number*100

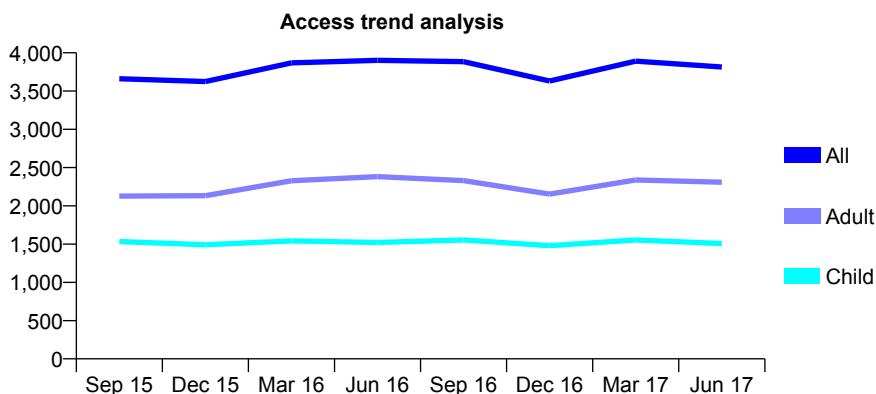
Q46 - Vital Signs At a Glance Contract Report for 191809/0001 - June 2017

Name or company name	Swinton Practice Ltd
Contract type name	GDS Contract
Purpose of contract	General
Contract start date	01/07/2010
Contract end date	

17/18 Contracted general activity (UDA)	12,066
Carry forward general activity (UDA)	0
17/18 Contracted orthodontic activity (UOA)	0
Carry forward orthodontic activity (UOA)	0
Baseline contract value	£315,982.67

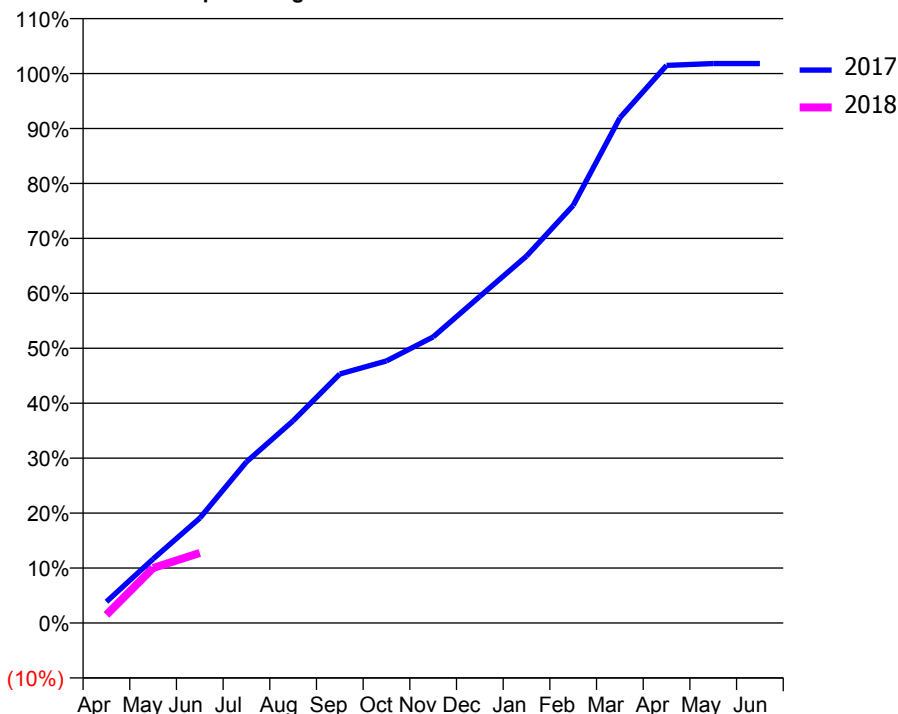
ACCESS*

Patients seen in 24 months	Total	Change since previous quarter
Quarter ending June 2016	3,901	
Quarter ending September 2016	3,884	→
Quarter ending December 2016	3,632	↓
Quarter ending March 2017	3,891	↑
Quarter ending June 2017	3,814	↓
Variance since June 2016	(2.2%)	↓



ACTIVITY

Cumulative percentage of contracted UDA delivered 2017 & 2018



Adjusted Scheduled Activity (UDA)		
Month	2017	2018
April	468	180
May	1,406	1,207
June	2,302	1,538
July	3,539	
August	4,441	
September	5,469	
October	5,756	
November	6,282	
December	7,172	
January	8,057	
February	9,168	
March	11,094	
April	12,243	
May	12,286	
June	12,286	

QUALITY

	Quantity	Base Number	Contract	AT	Region	England
% of FP17s for the same patient ID Re-attending within 3 months - Children	25	352	7.1%	12.1%	13.0%	12.0%
% of FP17s for the same patient ID Re-attending within 3 months - Adults	51	612	8.3%	16.9%	16.6%	16.0%
% of FP17s for the same patient ID Re-attending between 3 & 9 months - Children	167	352	47.4%	57.7%	59.5%	58.0%
% of FP17s for the same patient ID Re-attending between 3 & 9 months - Adults	108	612	17.6%	51.0%	53.1%	50.9%
% of FP17s for Band 1 Urgent Courses	25	561	4.5%	10.6%	9.3%	9.1%
% of FP17s Relating to Free Repair or Replacements	1	561	0.2%	0.9%	1.0%	0.8%
% of FP17s Relating to Continuations	8	561	1.4%	1.1%	1.3%	1.1%
% of Patients satisfied with the dentistry they have received	2	2	N/A	91.0%	91.9%	91.7%
% of Patients satisfied with the time they had to wait for an appointment	2	2	N/A	87.5%	88.7%	88.0%

* This is based on patients treated on this contract for their most recent course of treatment. Figures in italics indicate the base number of FP17s or Patient Questionnaire responses are less than 100. N/A is shown where the base number of responses is less than 10 during the period. % is calculated as Quantity/Base number*100

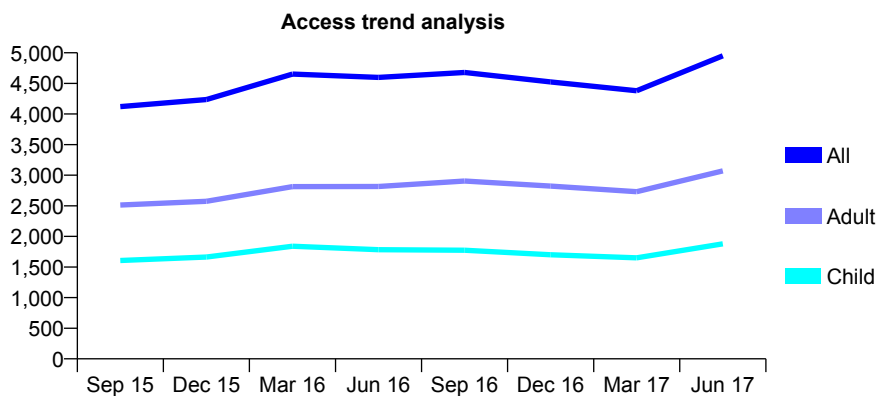
Q46 - Vital Signs At a Glance Contract Report for 191809/0002 - June 2017

Name or company name	Swinton Practice Ltd
Contract type name	GDS Contract
Purpose of contract	General
Contract start date	01/07/2010
Contract end date	

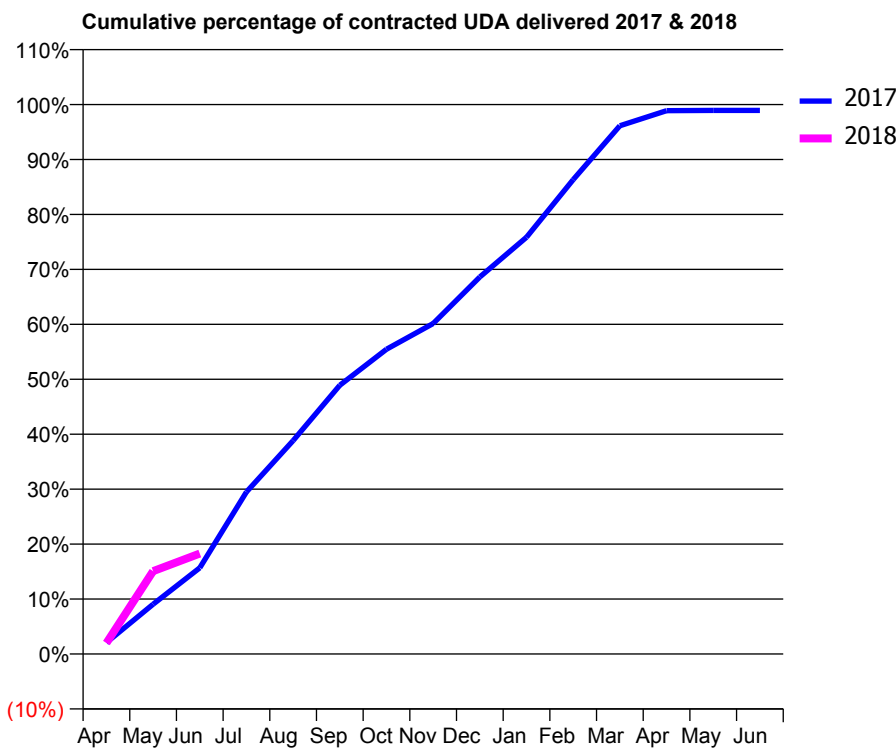
17/18 Contracted general activity (UDA)	14,721
Carry forward general activity (UDA)	0
17/18 Contracted orthodontic activity (UOA)	0
Carry forward orthodontic activity (UOA)	0
Baseline contract value	£350,726.09

ACCESS*

Patients seen in 24 months	Total	Change since previous quarter
Quarter ending June 2016	4,598	
Quarter ending September 2016	4,679	→
Quarter ending December 2016	4,523	↓
Quarter ending March 2017	4,381	↓
Quarter ending June 2017	4,950	↑
Variance since June 2016	7.7%	↑



ACTIVITY



Month	Adjusted Scheduled Activity (UDA)	
	2017	2018
April	306	296
May	1,335	2,219
June	2,310	2,691
July	4,342	
August	5,718	
September	7,201	
October	8,165	
November	8,853	
December	10,099	
January	11,166	
February	12,709	
March	14,151	
April	14,556	
May	14,561	
June	14,561	

QUALITY

	Quantity	Base Number	Contract	AT	Region	England
% of FP17s for the same patient ID Re-attending within 3 months - Children	40	561	7.1%	12.1%	13.0%	12.0%
% of FP17s for the same patient ID Re-attending within 3 months - Adults	62	834	7.4%	16.9%	16.6%	16.0%
% of FP17s for the same patient ID Re-attending between 3 & 9 months - Children	201	561	35.8%	57.7%	59.5%	58.0%
% of FP17s for the same patient ID Re-attending between 3 & 9 months - Adults	215	834	25.8%	51.0%	53.1%	50.9%
% of FP17s for Band 1 Urgent Courses	86	1,220	7.0%	10.6%	9.3%	9.1%
% of FP17s Relating to Free Repair or Replacements	0	1,220	0.0%	0.9%	1.0%	0.8%
% of FP17s Relating to Continuations	1	1,220	0.1%	1.1%	1.3%	1.1%
% of Patients satisfied with the dentistry they have received	3	3	N/A	91.0%	91.9%	91.7%
% of Patients satisfied with the time they had to wait for an appointment	3	3	N/A	87.5%	88.7%	88.0%

* This is based on patients treated on this contract for their most recent course of treatment. Figures in italics indicate the base number of FP17s or Patient Questionnaire responses are less than 100. N/A is shown where the base number of responses is less than 10 during the period. % is calculated as Quantity/Base number*100

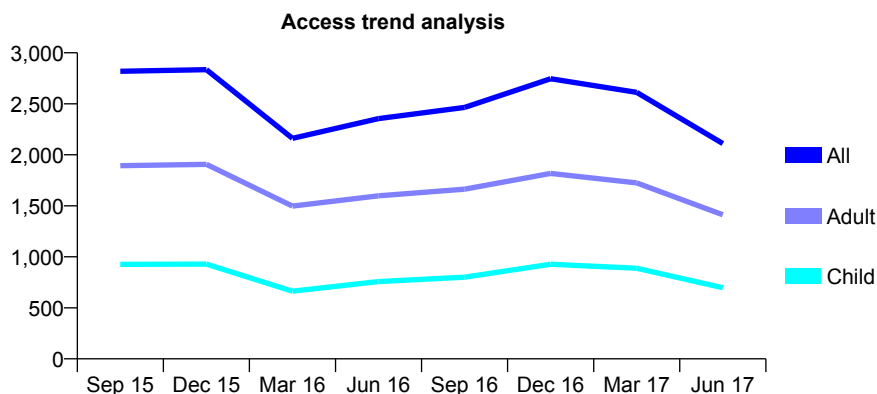
Q46 - Vital Signs At a Glance Contract Report for 191809/0003 - June 2017

Name or company name	Swinton Practice Ltd
Contract type name	GDS Contract
Purpose of contract	General
Contract start date	01/07/2010
Contract end date	

17/18 Contracted general activity (UDA)	7,840
Carry forward general activity (UDA)	0
17/18 Contracted orthodontic activity (UOA)	0
Carry forward orthodontic activity (UOA)	0
Baseline contract value	£165,824.81

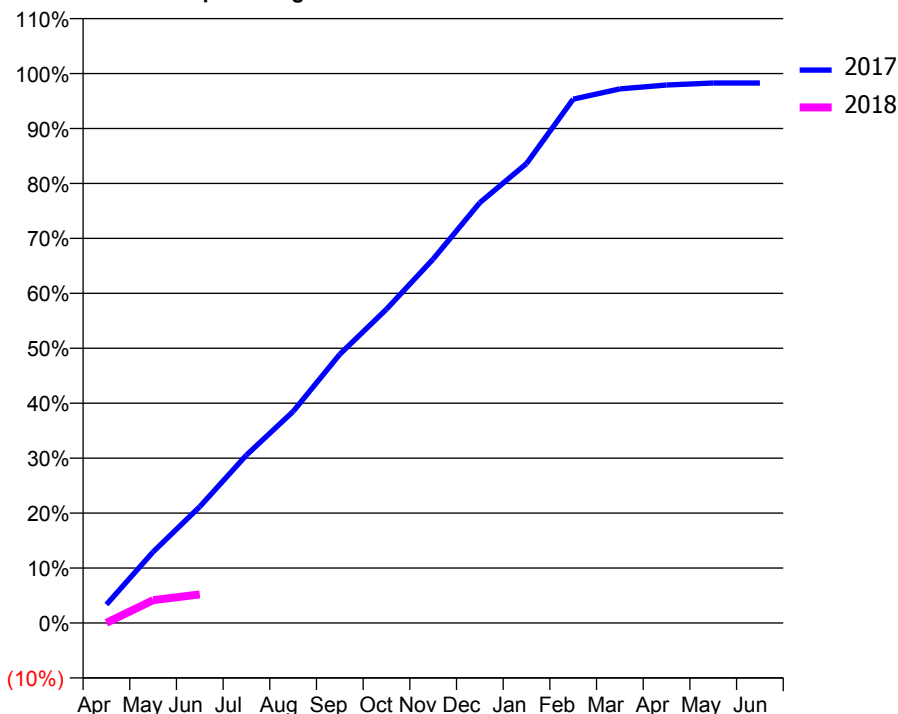
ACCESS*

Patients seen in 24 months	Total	Change since previous quarter
Quarter ending June 2016	2,355	
Quarter ending September 2016	2,465	↑
Quarter ending December 2016	2,746	↑
Quarter ending March 2017	2,613	↓
Quarter ending June 2017	2,111	↓
Variance since June 2016	(10.4%)	↓



ACTIVITY

Cumulative percentage of contracted UDA delivered 2017 & 2018



Month	Adjusted Scheduled Activity (UDA)	
	2017	2018
April	264	3
May	1,015	326
June	1,660	408
July	2,396	
August	3,018	
September	3,835	
October	4,477	
November	5,192	
December	5,998	
January	6,555	
February	7,473	
March	7,620	
April	7,675	
May	7,705	
June	7,705	

QUALITY

	Quantity	Base Number	Contract	AT	Region	England
% of FP17s for the same patient ID Re-attending within 3 months - Children	0	43	0.0%	12.1%	13.0%	12.0%
% of FP17s for the same patient ID Re-attending within 3 months - Adults	6	96	6.3%	16.9%	16.6%	16.0%
% of FP17s for the same patient ID Re-attending between 3 & 9 months - Children	7	43	16.3%	57.7%	59.5%	58.0%
% of FP17s for the same patient ID Re-attending between 3 & 9 months - Adults	20	96	20.8%	51.0%	53.1%	50.9%
% of FP17s for Band 1 Urgent Courses	4	116	3.4%	10.6%	9.3%	9.1%
% of FP17s Relating to Free Repair or Replacements	0	116	0.0%	0.9%	1.0%	0.8%
% of FP17s Relating to Continuations	2	116	1.7%	1.1%	1.3%	1.1%
% of Patients satisfied with the dentistry they have received	3	3	N/A	91.0%	91.9%	91.7%
% of Patients satisfied with the time they had to wait for an appointment	3	3	N/A	87.5%	88.7%	88.0%

* This is based on patients treated on this contract for their most recent course of treatment. Figures in italics indicate the base number of FP17s or Patient Questionnaire responses are less than 100. N/A is shown where the base number of responses is less than 10 during the period. % is calculated as Quantity/Base number*100

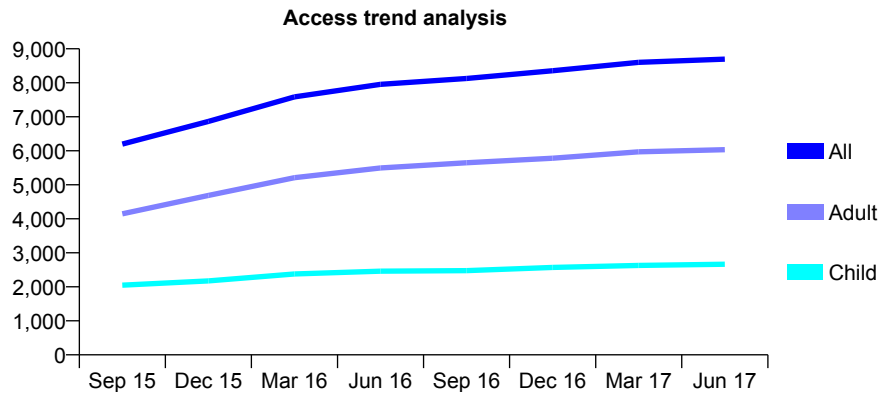
Q46 - Vital Signs At a Glance Contract Report for 192007/0001 - June 2017

Name or company name	M60 Dental Care, Mrs D Doyle
Contract type name	GDS Contract
Purpose of contract	General
Contract start date	01/10/2014
Contract end date	

17/18 Contracted general activity (UDA)	24,397
Carry forward general activity (UDA)	0
17/18 Contracted orthodontic activity (UOA)	0
Carry forward orthodontic activity (UOA)	0
Baseline contract value	£657,210.47

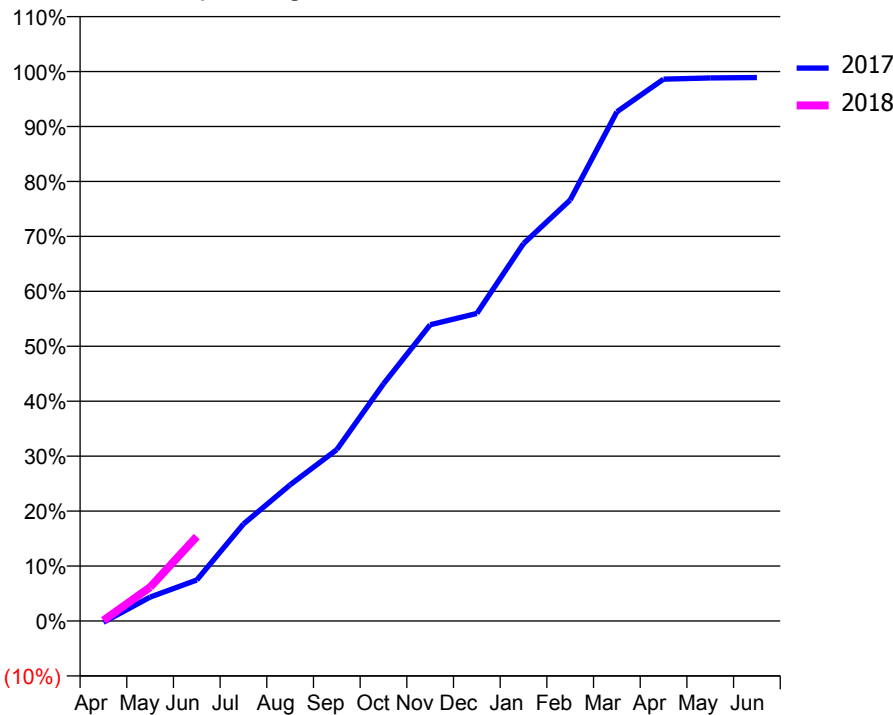
ACCESS*

Patients seen in 24 months	Total	Change since previous quarter
Quarter ending June 2016	7,956	
Quarter ending September 2016	8,127	↑
Quarter ending December 2016	8,354	↑
Quarter ending March 2017	8,600	↑
Quarter ending June 2017	8,697	→
Variance since June 2016	9.3%	↑



ACTIVITY

Cumulative percentage of contracted UDA delivered 2017 & 2018



Month	Adjusted Scheduled Activity (UDA)	
	2017	2018
April	-63	28
May	1,063	1,502
June	1,819	3,750
July	4,306	
August	6,049	
September	7,611	
October	10,529	
November	13,152	
December	13,653	
January	16,757	
February	18,693	
March	22,604	
April	24,060	
May	24,111	
June	24,128	

QUALITY

	Quantity	Base Number	Contract	AT	Region	England
% of FP17s for the same patient ID Re-attending within 3 months - Children	74	888	8.3%	12.1%	13.0%	12.0%
% of FP17s for the same patient ID Re-attending within 3 months - Adults	223	1,639	13.6%	16.9%	16.6%	16.0%
% of FP17s for the same patient ID Re-attending between 3 & 9 months - Children	519	888	58.4%	57.7%	59.5%	58.0%
% of FP17s for the same patient ID Re-attending between 3 & 9 months - Adults	772	1,639	47.1%	51.0%	53.1%	50.9%
% of FP17s for Band 1 Urgent Courses	146	1,926	7.6%	10.6%	9.3%	9.1%
% of FP17s Relating to Free Repair or Replacements	6	1,926	0.3%	0.9%	1.0%	0.8%
% of FP17s Relating to Continuations	24	1,926	1.2%	1.1%	1.3%	1.1%
% of Patients satisfied with the dentistry they have received	35	40	87.5%	91.0%	91.9%	91.7%
% of Patients satisfied with the time they had to wait for an appointment	36	40	90.0%	87.5%	88.7%	88.0%

* This is based on patients treated on this contract for their most recent course of treatment. Figures in italics indicate the base number of FP17s or Patient Questionnaire responses are less than 100. N/A is shown where the base number of responses is less than 10 during the period. % is calculated as Quantity/Base number*100

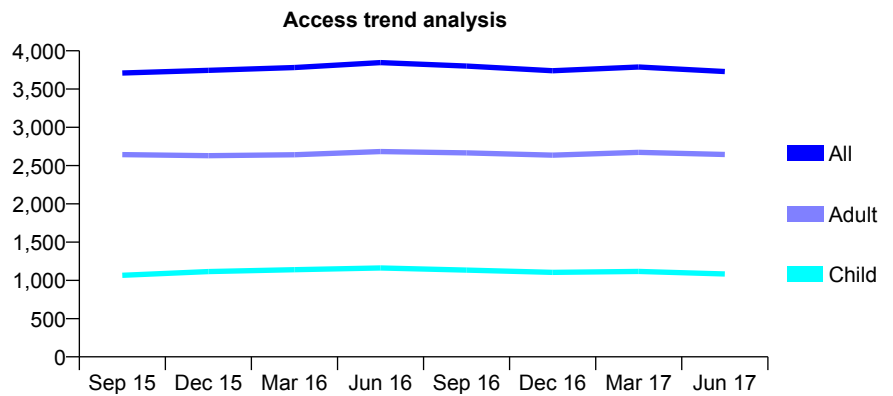
Q46 - Vital Signs At a Glance Contract Report for 193453/0001 - June 2017

Name or company name	ICS Dental Ltd
Contract type name	GDS Contract
Purpose of contract	General
Contract start date	01/12/2013
Contract end date	

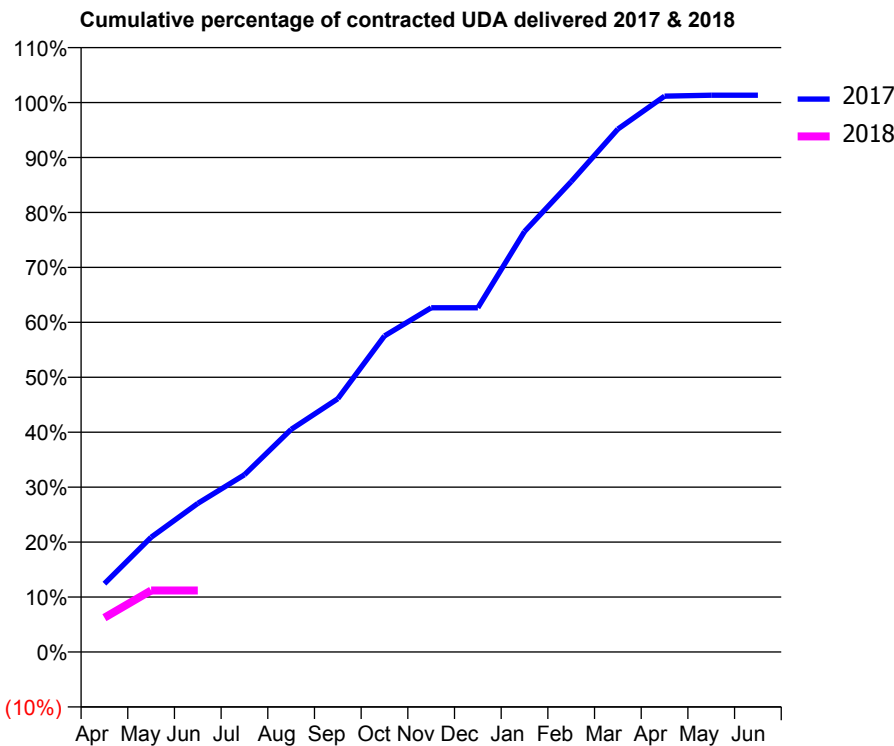
17/18 Contracted general activity (UDA)	8,000
Carry forward general activity (UDA)	0
17/18 Contracted orthodontic activity (UOA)	0
Carry forward orthodontic activity (UOA)	0
Baseline contract value	£221,336.30

ACCESS*

Patients seen in 24 months	Total	Change since previous quarter
Quarter ending June 2016	3,846	
Quarter ending September 2016	3,800	↓
Quarter ending December 2016	3,740	↓
Quarter ending March 2017	3,789	→
Quarter ending June 2017	3,729	↓
Variance since June 2016	(3.0%)	↓



ACTIVITY



Adjusted Scheduled Activity (UDA)		
Month	2017	2018
April	1,057	499
May	1,774	895
June	2,298	895
July	2,742	
August	3,442	
September	3,916	
October	4,888	
November	5,323	
December	5,323	
January	6,502	
February	7,272	
March	8,085	
April	8,594	
May	8,609	
June	8,609	

QUALITY

	Quantity	Base Number	Contract	AT	Region	England
% of FP17s for the same patient ID Re-attending within 3 months - Children	21	230	9.1%	12.1%	13.0%	12.0%
% of FP17s for the same patient ID Re-attending within 3 months - Adults	72	543	13.3%	16.9%	16.6%	16.0%
% of FP17s for the same patient ID Re-attending between 3 & 9 months - Children	162	230	70.4%	57.7%	59.5%	58.0%
% of FP17s for the same patient ID Re-attending between 3 & 9 months - Adults	213	543	39.2%	51.0%	53.1%	50.9%
% of FP17s for Band 1 Urgent Courses	45	444	10.1%	10.6%	9.3%	9.1%
% of FP17s Relating to Free Repair or Replacements	2	444	0.5%	0.9%	1.0%	0.8%
% of FP17s Relating to Continuations	1	444	0.2%	1.1%	1.3%	1.1%
% of Patients satisfied with the dentistry they have received	1	1	N/A	91.0%	91.9%	91.7%
% of Patients satisfied with the time they had to wait for an appointment	1	1	N/A	87.5%	88.7%	88.0%

* This is based on patients treated on this contract for their most recent course of treatment. Figures in italics indicate the base number of FP17s or Patient Questionnaire responses are less than 100. N/A is shown where the base number of responses is less than 10 during the period. % is calculated as Quantity/Base number*100

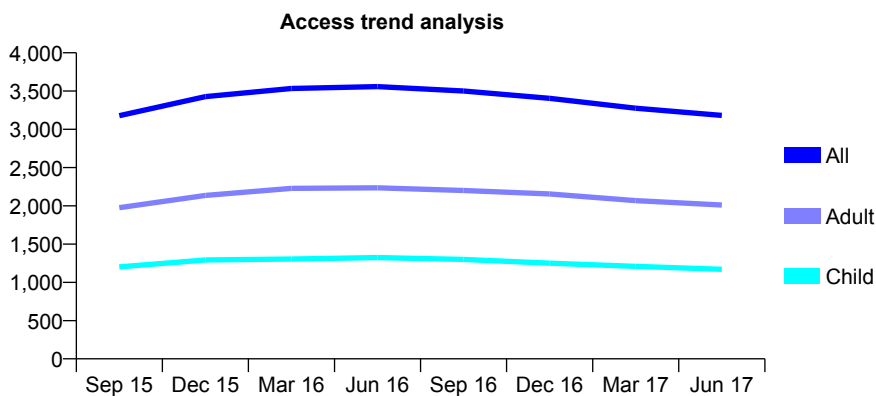
Q46 - Vital Signs At a Glance Contract Report for 194093/0001 - June 2017

Name or company name	Ravat and Ray Dental Care (Fitton Hill) Ltd
Contract type name	GDS Contract
Purpose of contract	General
Contract start date	01/10/2013
Contract end date	

17/18 Contracted general activity (UDA)	10,000
Carry forward general activity (UDA)	0
17/18 Contracted orthodontic activity (UOA)	0
Carry forward orthodontic activity (UOA)	0
Baseline contract value	£300,297.30

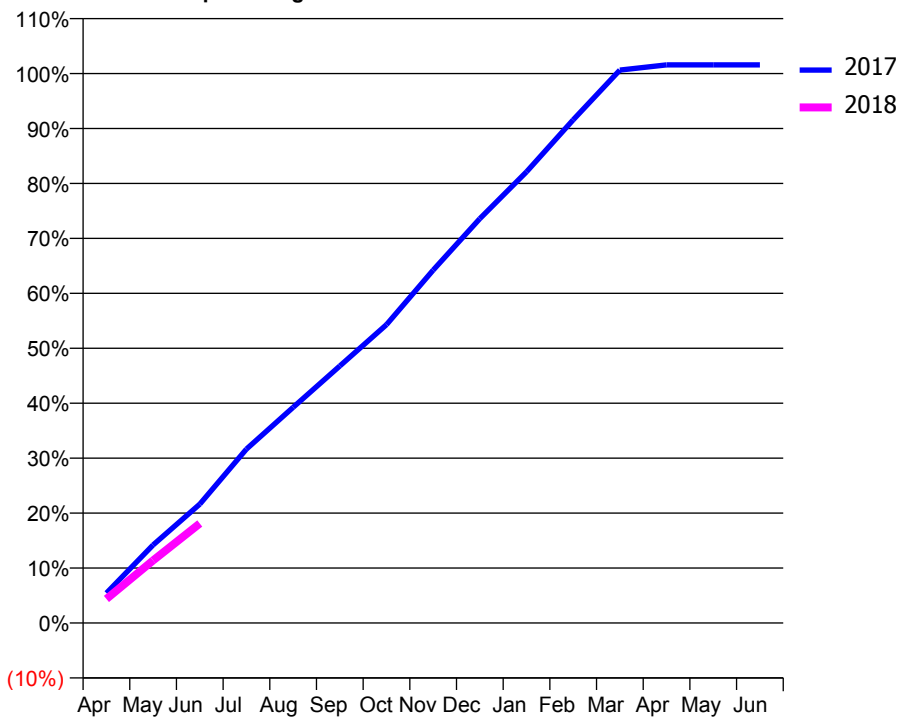
ACCESS*

Patients seen in 24 months	Total	Change since previous quarter
Quarter ending June 2016	3,559	
Quarter ending September 2016	3,500	↓
Quarter ending December 2016	3,405	↓
Quarter ending March 2017	3,276	↓
Quarter ending June 2017	3,182	↓
Variance since June 2016	(10.6%)	↓



ACTIVITY

Cumulative percentage of contracted UDA delivered 2017 & 2018



Adjusted Scheduled Activity (UDA)

Month	2017	2018
April	545	439
May	1,421	1,139
June	2,162	1,812
July	3,167	
August	3,926	
September	4,678	
October	5,431	
November	6,421	
December	7,359	
January	8,212	
February	9,156	
March	10,062	
April	10,156	
May	10,157	
June	10,157	

QUALITY

	Quantity	Base Number	Contract	AT	Region	England
% of FP17s for the same patient ID Re-attending within 3 months - Children	63	397	15.9%	12.1%	13.0%	12.0%
% of FP17s for the same patient ID Re-attending within 3 months - Adults	109	561	19.4%	16.9%	16.6%	16.0%
% of FP17s for the same patient ID Re-attending between 3 & 9 months - Children	238	397	59.9%	57.7%	59.5%	58.0%
% of FP17s for the same patient ID Re-attending between 3 & 9 months - Adults	341	561	60.8%	51.0%	53.1%	50.9%
% of FP17s for Band 1 Urgent Courses	139	933	14.9%	10.6%	9.3%	9.1%
% of FP17s Relating to Free Repair or Replacements	0	933	0.0%	0.9%	1.0%	0.8%
% of FP17s Relating to Continuations	0	933	0.0%	1.1%	1.3%	1.1%
% of Patients satisfied with the dentistry they have received	3	3	N/A	91.0%	91.9%	91.7%
% of Patients satisfied with the time they had to wait for an appointment	3	3	N/A	87.5%	88.7%	88.0%

* This is based on patients treated on this contract for their most recent course of treatment. Figures in italics indicate the base number of FP17s or Patient Questionnaire responses are less than 100. N/A is shown where the base number of responses is less than 10 during the period. % is calculated as Quantity/Base number*100

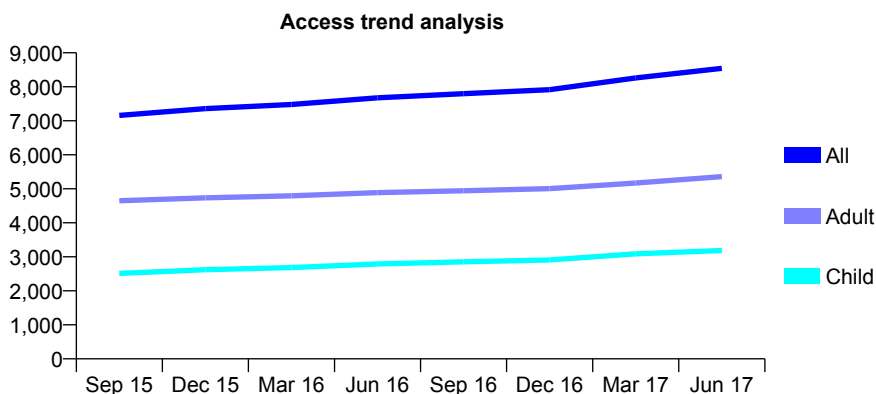
Q46 - Vital Signs At a Glance Contract Report for 194875/0001 - June 2017

Name or company name	Park House Dental Practice
Contract type name	GDS Contract
Purpose of contract	General
Contract start date	01/09/2012
Contract end date	

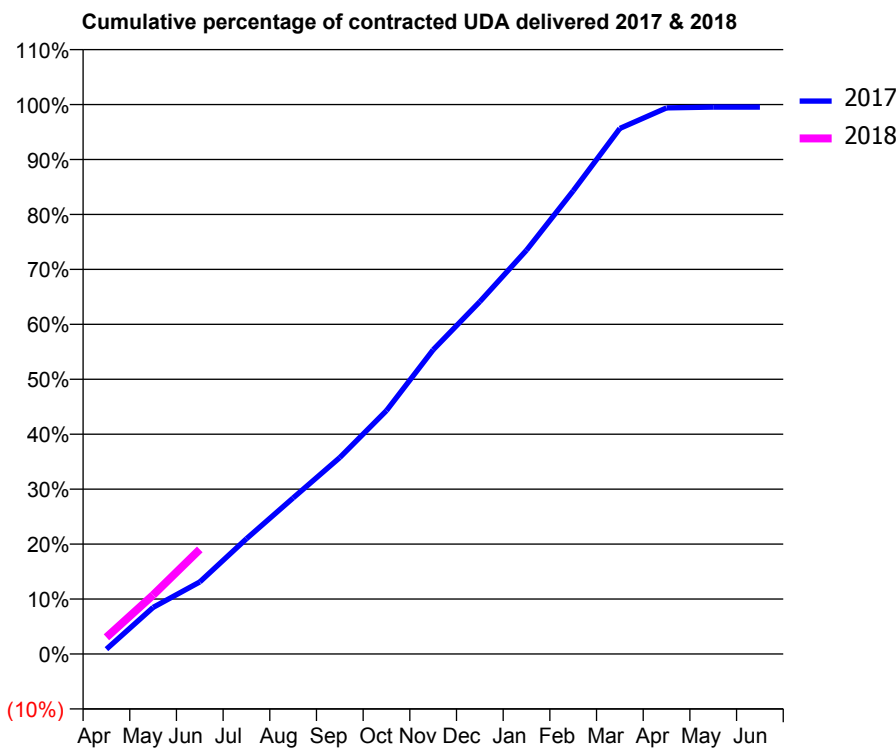
17/18 Contracted general activity (UDA)	24,208
Carry forward general activity (UDA)	0
17/18 Contracted orthodontic activity (UOA)	0
Carry forward orthodontic activity (UOA)	0
Baseline contract value	£717,619.21

ACCESS*

Patients seen in 24 months	Total	Change since previous quarter
Quarter ending June 2016	7,678	
Quarter ending September 2016	7,797	→
Quarter ending December 2016	7,915	→
Quarter ending March 2017	8,259	↑
Quarter ending June 2017	8,545	↑
Variance since June 2016	11.3%	↑



ACTIVITY



Month	Adjusted Scheduled Activity (UDA)	
	2017	2018
April	217	740
May	2,052	2,598
June	3,174	4,607
July	5,078	
August	6,876	
September	8,656	
October	10,723	
November	13,404	
December	15,525	
January	17,793	
February	20,404	
March	23,154	
April	24,056	
May	24,092	
June	24,094	

QUALITY

	Quantity	Base Number	Contract	AT	Region	England
% of FP17s for the same patient ID Re-attending within 3 months - Children	136	1,113	12.2%	12.1%	13.0%	12.0%
% of FP17s for the same patient ID Re-attending within 3 months - Adults	328	1,555	21.1%	16.9%	16.6%	16.0%
% of FP17s for the same patient ID Re-attending between 3 & 9 months - Children	617	1,113	55.4%	57.7%	59.5%	58.0%
% of FP17s for the same patient ID Re-attending between 3 & 9 months - Adults	579	1,555	37.2%	51.0%	53.1%	50.9%
% of FP17s for Band 1 Urgent Courses	303	2,308	13.1%	10.6%	9.3%	9.1%
% of FP17s Relating to Free Repair or Replacements	6	2,308	0.3%	0.9%	1.0%	0.8%
% of FP17s Relating to Continuations	23	2,308	1.0%	1.1%	1.3%	1.1%
% of Patients satisfied with the dentistry they have received	6	7	N/A	91.0%	91.9%	91.7%
% of Patients satisfied with the time they had to wait for an appointment	6	7	N/A	87.5%	88.7%	88.0%

* This is based on patients treated on this contract for their most recent course of treatment. Figures in italics indicate the base number of FP17s or Patient Questionnaire responses are less than 100. N/A is shown where the base number of responses is less than 10 during the period. % is calculated as Quantity/Base number*100

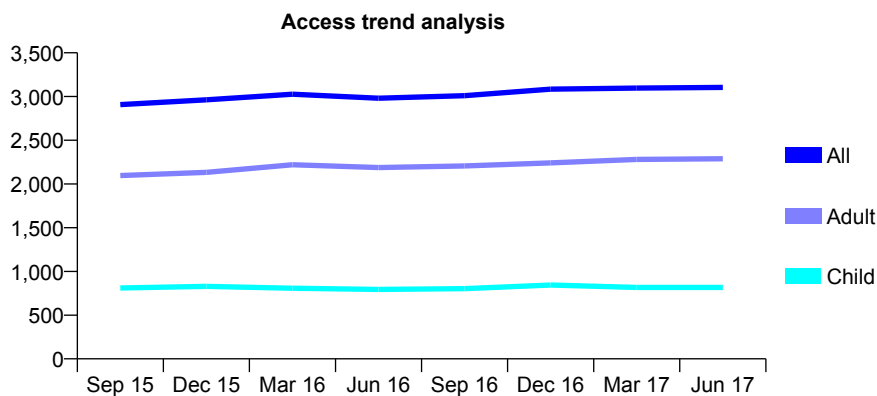
Q46 - Vital Signs At a Glance Contract Report for 194964/0001 - June 2017

Name or company name	Atherton Dental Centre
Contract type name	GDS Contract
Purpose of contract	General
Contract start date	01/11/2013
Contract end date	

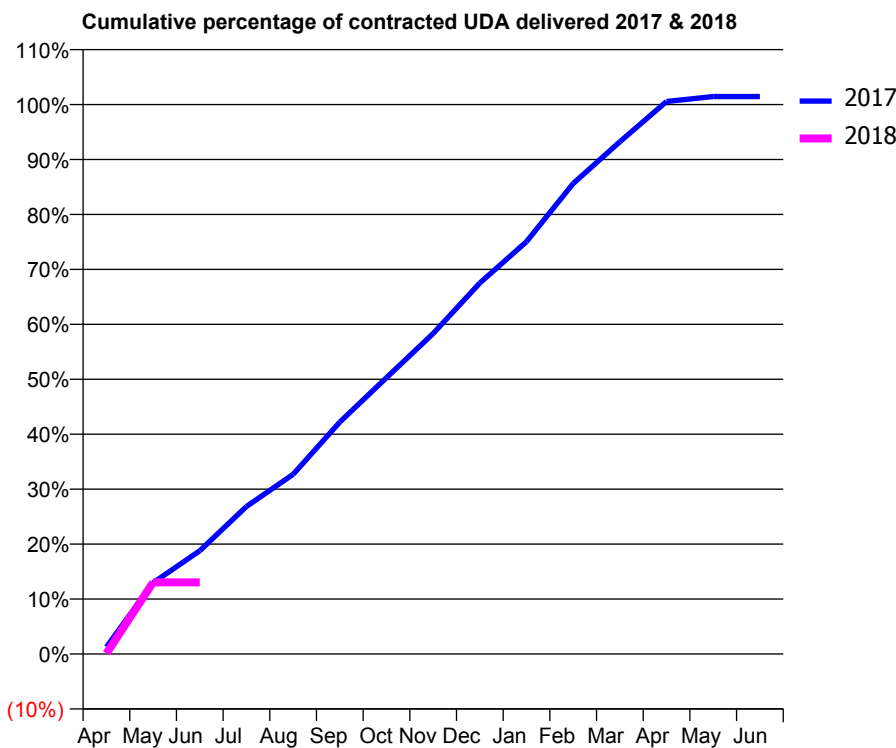
17/18 Contracted general activity (UDA)	8,583
Carry forward general activity (UDA)	0
17/18 Contracted orthodontic activity (UOA)	0
Carry forward orthodontic activity (UOA)	0
Baseline contract value	£245,817.41

ACCESS*

Patients seen in 24 months	Total	Change since previous quarter
Quarter ending June 2016	2,981	
Quarter ending September 2016	3,009	→
Quarter ending December 2016	3,085	↑
Quarter ending March 2017	3,097	→
Quarter ending June 2017	3,105	→
Variance since June 2016	4.2%	↑



ACTIVITY



Month	Adjusted Scheduled Activity (UDA)	
	2017	2018
April	109	9
May	1,114	1,119
June	1,614	1,119
July	2,304	
August	2,806	
September	3,623	
October	4,317	
November	5,005	
December	5,795	
January	6,442	
February	7,350	
March	8,001	
April	8,629	
May	8,706	
June	8,706	

QUALITY

	Quantity	Base Number	Contract	AT	Region	England
% of FP17s for the same patient ID Re-attending within 3 months - Children	15	243	6.2%	12.1%	13.0%	12.0%
% of FP17s for the same patient ID Re-attending within 3 months - Adults	88	532	16.5%	16.9%	16.6%	16.0%
% of FP17s for the same patient ID Re-attending between 3 & 9 months - Children	136	243	56.0%	57.7%	59.5%	58.0%
% of FP17s for the same patient ID Re-attending between 3 & 9 months - Adults	207	532	38.9%	51.0%	53.1%	50.9%
% of FP17s for Band 1 Urgent Courses	85	480	17.7%	10.6%	9.3%	9.1%
% of FP17s Relating to Free Repair or Replacements	1	480	0.2%	0.9%	1.0%	0.8%
% of FP17s Relating to Continuations	5	480	1.0%	1.1%	1.3%	1.1%
% of Patients satisfied with the dentistry they have received	0	0	N/A	91.0%	91.9%	91.7%
% of Patients satisfied with the time they had to wait for an appointment	0	0	N/A	87.5%	88.7%	88.0%

* This is based on patients treated on this contract for their most recent course of treatment. Figures in italics indicate the base number of FP17s or Patient Questionnaire responses are less than 100. N/A is shown where the base number of responses is less than 10 during the period. % is calculated as Quantity/Base number*100

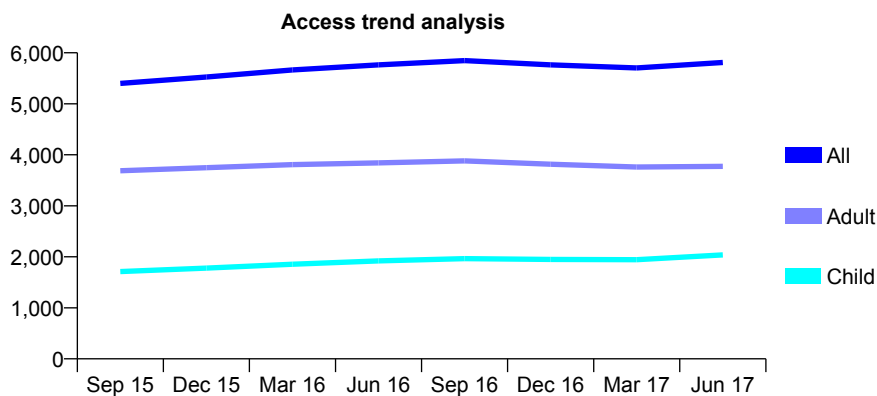
Q46 - Vital Signs At a Glance Contract Report for 195839/0004 - June 2017

Name or company name	Derby St Dentist Ltd
Contract type name	GDS Contract
Purpose of contract	General
Contract start date	01/07/2013
Contract end date	

17/18 Contracted general activity (UDA)	18,033
Carry forward general activity (UDA)	0
17/18 Contracted orthodontic activity (UOA)	0
Carry forward orthodontic activity (UOA)	0
Baseline contract value	£459,969.40

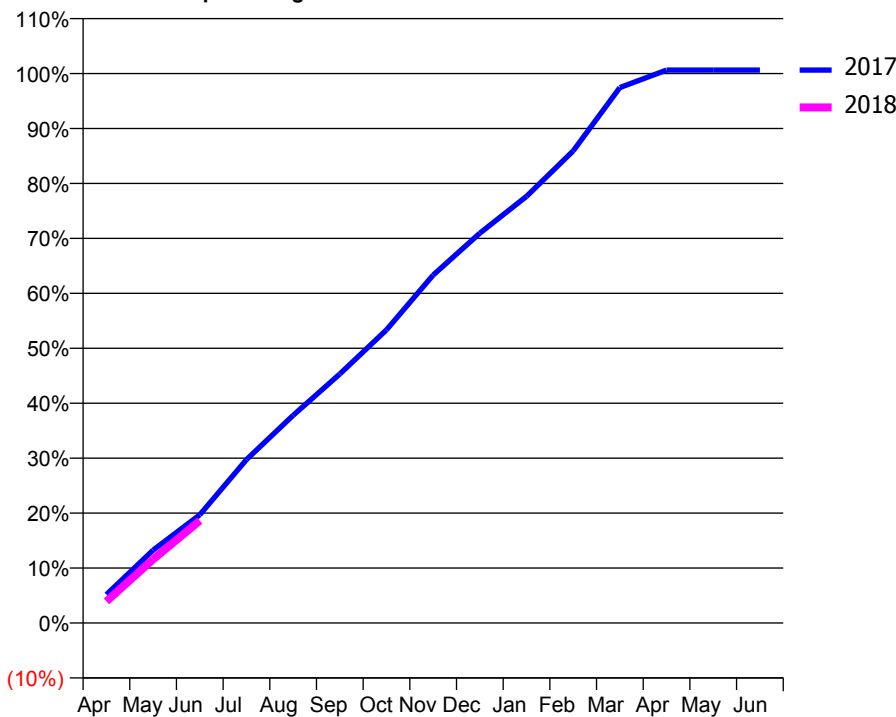
ACCESS*

Patients seen in 24 months	Total	Change since previous quarter
Quarter ending June 2016	5,763	
Quarter ending September 2016	5,848	→
Quarter ending December 2016	5,764	↓
Quarter ending March 2017	5,703	↓
Quarter ending June 2017	5,811	→
Variance since June 2016	0.8%	→



ACTIVITY

Cumulative percentage of contracted UDA delivered 2017 & 2018



Month	Adjusted Scheduled Activity (UDA)	
	2017	2018
April	950	712
May	2,431	2,089
June	3,609	3,360
July	5,454	
August	6,927	
September	8,309	
October	9,781	
November	11,607	
December	13,008	
January	14,235	
February	15,751	
March	17,862	
April	18,446	
May	18,446	
June	18,446	

QUALITY

	Quantity	Base Number	Contract	AT	Region	England
% of FP17s for the same patient ID Re-attending within 3 months - Children	20	835	2.4%	12.1%	13.0%	12.0%
% of FP17s for the same patient ID Re-attending within 3 months - Adults	79	1,166	6.8%	16.9%	16.6%	16.0%
% of FP17s for the same patient ID Re-attending between 3 & 9 months - Children	636	835	76.2%	57.7%	59.5%	58.0%
% of FP17s for the same patient ID Re-attending between 3 & 9 months - Adults	795	1,166	68.2%	51.0%	53.1%	50.9%
% of FP17s for Band 1 Urgent Courses	92	1,754	5.2%	10.6%	9.3%	9.1%
% of FP17s Relating to Free Repair or Replacements	0	1,754	0.0%	0.9%	1.0%	0.8%
% of FP17s Relating to Continuations	6	1,754	0.3%	1.1%	1.3%	1.1%
% of Patients satisfied with the dentistry they have received	5	5	N/A	91.0%	91.9%	91.7%
% of Patients satisfied with the time they had to wait for an appointment	5	5	N/A	87.5%	88.7%	88.0%

* This is based on patients treated on this contract for their most recent course of treatment. Figures in italics indicate the base number of FP17s or Patient Questionnaire responses are less than 100. N/A is shown where the base number of responses is less than 10 during the period. % is calculated as Quantity/Base number*100

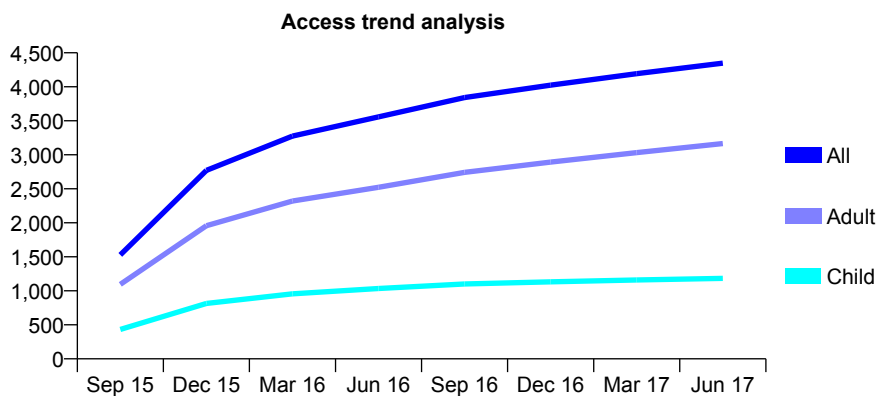
Q46 - Vital Signs At a Glance Contract Report for 197858/0001 - June 2017

Name or company name	Ram Dental Ltd
Contract type name	GDS Contract
Purpose of contract	General
Contract start date	01/07/2015
Contract end date	

17/18 Contracted general activity (UDA)	15,554
Carry forward general activity (UDA)	0
17/18 Contracted orthodontic activity (UOA)	0
Carry forward orthodontic activity (UOA)	0
Baseline contract value	£473,122.25

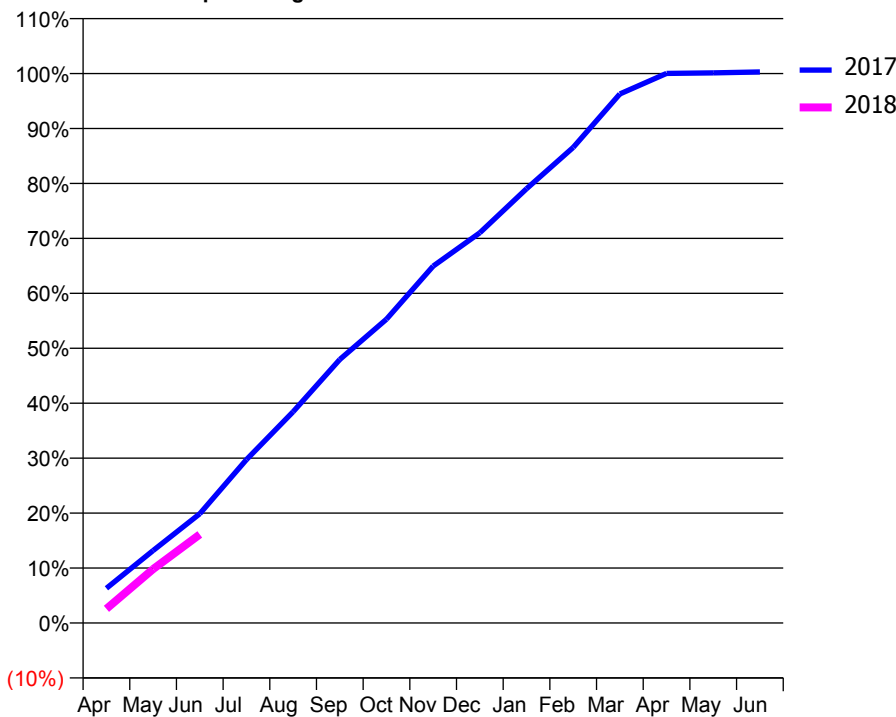
ACCESS*

Patients seen in 24 months	Total	Change since previous quarter
Quarter ending June 2016	3,557	
Quarter ending September 2016	3,843	↑
Quarter ending December 2016	4,025	↑
Quarter ending March 2017	4,193	↑
Quarter ending June 2017	4,348	↑
Variance since June 2016	22.2%	↑



ACTIVITY

Cumulative percentage of contracted UDA delivered 2017 & 2018



Month	Adjusted Scheduled Activity (UDA)	
	2017	2018
April	984	403
May	2,053	1,527
June	3,093	2,510
July	4,627	
August	5,981	
September	7,460	
October	8,601	
November	10,103	
December	11,046	
January	12,293	
February	13,463	
March	14,976	
April	15,558	
May	15,572	
June	15,599	

QUALITY

	Quantity	Base Number	Contract	AT	Region	England
% of FP17s for the same patient ID Re-attending within 3 months - Children	32	448	7.1%	12.1%	13.0%	12.0%
% of FP17s for the same patient ID Re-attending within 3 months - Adults	178	1,003	17.7%	16.9%	16.6%	16.0%
% of FP17s for the same patient ID Re-attending between 3 & 9 months - Children	320	448	71.4%	57.7%	59.5%	58.0%
% of FP17s for the same patient ID Re-attending between 3 & 9 months - Adults	583	1,003	58.1%	51.0%	53.1%	50.9%
% of FP17s for Band 1 Urgent Courses	150	1,213	12.4%	10.6%	9.3%	9.1%
% of FP17s Relating to Free Repair or Replacements	9	1,213	0.7%	0.9%	1.0%	0.8%
% of FP17s Relating to Continuations	15	1,213	1.2%	1.1%	1.3%	1.1%
% of Patients satisfied with the dentistry they have received	5	5	N/A	91.0%	91.9%	91.7%
% of Patients satisfied with the time they had to wait for an appointment	4	5	N/A	87.5%	88.7%	88.0%

* This is based on patients treated on this contract for their most recent course of treatment. Figures in italics indicate the base number of FP17s or Patient Questionnaire responses are less than 100. N/A is shown where the base number of responses is less than 10 during the period. % is calculated as Quantity/Base number*100

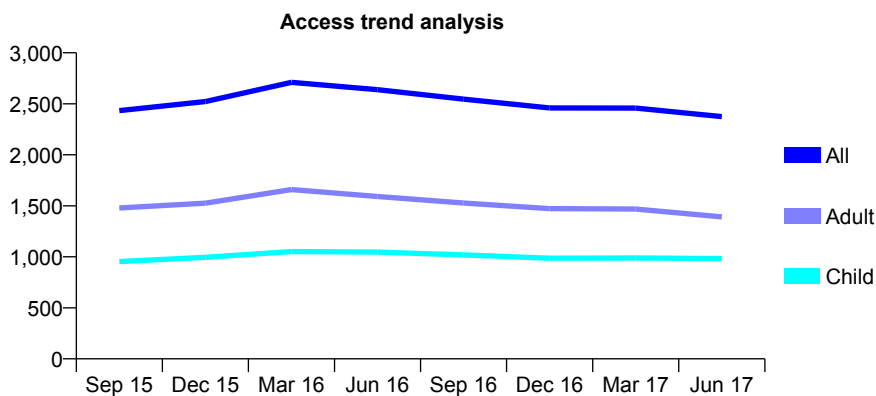
Q46 - Vital Signs At a Glance Contract Report for 198129/0001 - June 2017

Name or company name	Synergy Dental Clinic Bolton Ltd
Contract type name	GDS Contract
Purpose of contract	General
Contract start date	01/09/2013
Contract end date	

17/18 Contracted general activity (UDA)	5,890
Carry forward general activity (UDA)	0
17/18 Contracted orthodontic activity (UOA)	0
Carry forward orthodontic activity (UOA)	0
Baseline contract value	£144,506.83

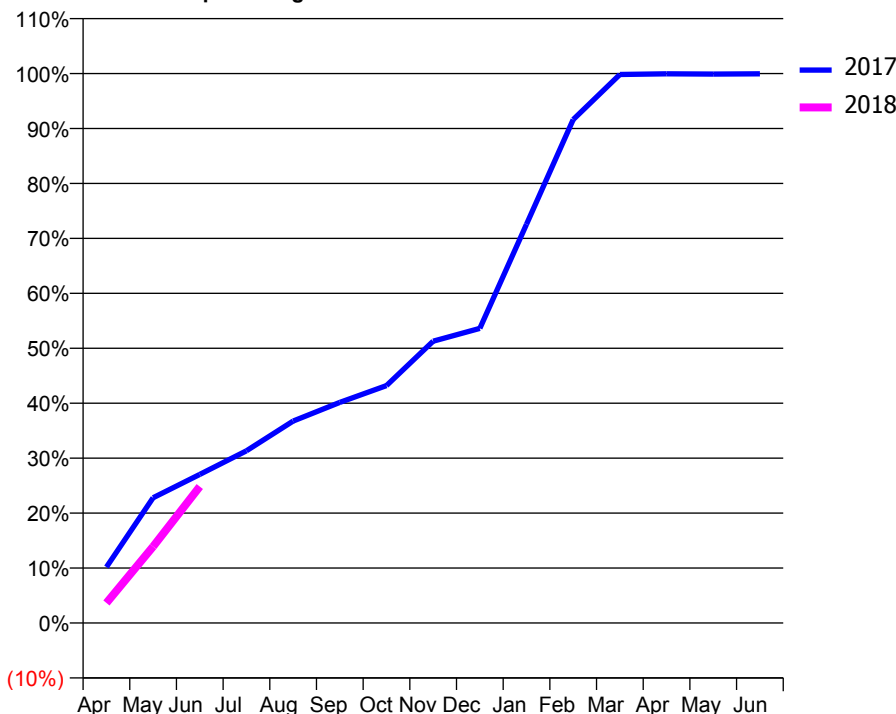
ACCESS*

Patients seen in 24 months	Total	Change since previous quarter
Quarter ending June 2016	2,639	
Quarter ending September 2016	2,546	↓
Quarter ending December 2016	2,459	↓
Quarter ending March 2017	2,458	→
Quarter ending June 2017	2,374	↓
Variance since June 2016	(10.0%)	↓



ACTIVITY

Cumulative percentage of contracted UDA delivered 2017 & 2018



Adjusted Scheduled Activity (UDA)

Month	2017	2018
April	651	215
May	1,456	820
June	1,728	1,462
July	2,002	
August	2,348	
September	2,564	
October	2,759	
November	3,275	
December	3,424	
January	4,634	
February	5,851	
March	6,375	
April	6,382	
May	6,379	
June	6,382	

QUALITY

	Quantity	Base Number	Contract	AT	Region	England
% of FP17s for the same patient ID Re-attending within 3 months - Children	15	308	4.9%	12.1%	13.0%	12.0%
% of FP17s for the same patient ID Re-attending within 3 months - Adults	44	301	14.6%	16.9%	16.6%	16.0%
% of FP17s for the same patient ID Re-attending between 3 & 9 months - Children	193	308	62.7%	57.7%	59.5%	58.0%
% of FP17s for the same patient ID Re-attending between 3 & 9 months - Adults	153	301	50.8%	51.0%	53.1%	50.9%
% of FP17s for Band 1 Urgent Courses	36	602	6.0%	10.6%	9.3%	9.1%
% of FP17s Relating to Free Repair or Replacements	1	602	0.2%	0.9%	1.0%	0.8%
% of FP17s Relating to Continuations	1	602	0.2%	1.1%	1.3%	1.1%
% of Patients satisfied with the dentistry they have received	0	2	N/A	91.0%	91.9%	91.7%
% of Patients satisfied with the time they had to wait for an appointment	1	2	N/A	87.5%	88.7%	88.0%

* This is based on patients treated on this contract for their most recent course of treatment. Figures in italics indicate the base number of FP17s or Patient Questionnaire responses are less than 100. N/A is shown where the base number of responses is less than 10 during the period. % is calculated as Quantity/Base number*100

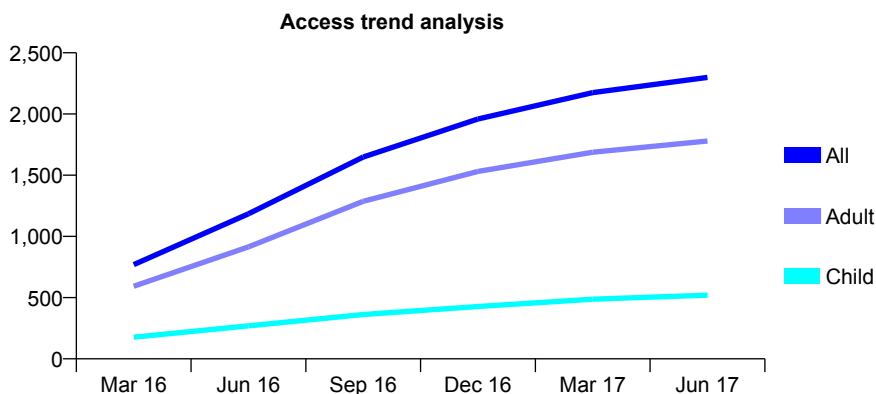
Q46 - Vital Signs At a Glance Contract Report for 198315/0001 - June 2017

Name or company name	Mrs S Riaz
Contract type name	GDS Contract
Purpose of contract	General
Contract start date	18/01/2016
Contract end date	

17/18 Contracted general activity (UDA)	7,201
Carry forward general activity (UDA)	0
17/18 Contracted orthodontic activity (UOA)	0
Carry forward orthodontic activity (UOA)	0
Baseline contract value	£193,064.47

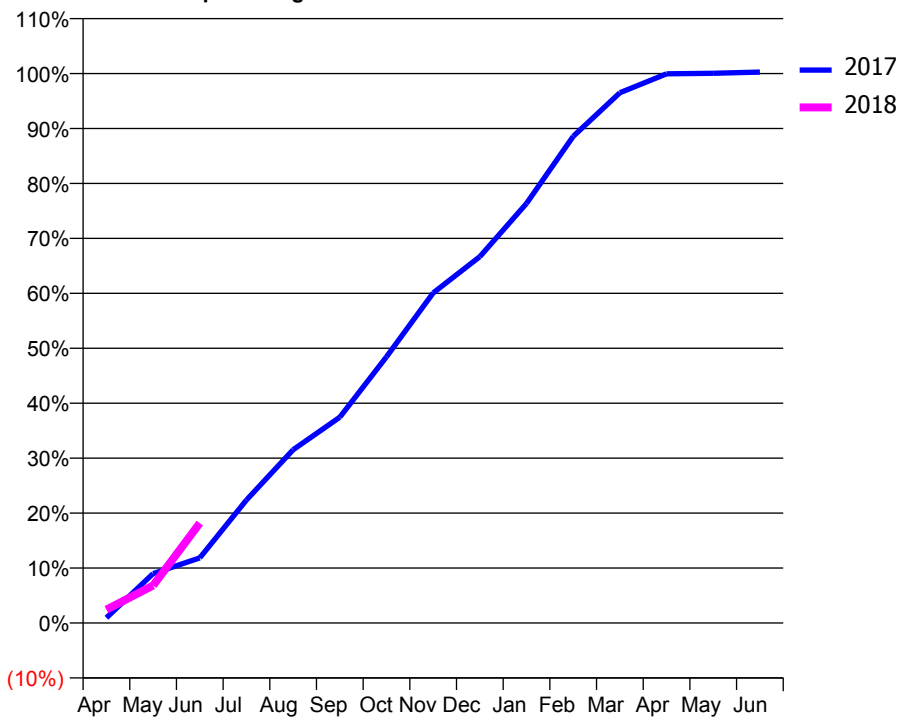
ACCESS*

Patients seen in 24 months	Total	Change since previous quarter
Quarter ending June 2016	1,185	
Quarter ending September 2016	1,649	↑
Quarter ending December 2016	1,959	↑
Quarter ending March 2017	2,175	↑
Quarter ending June 2017	2,299	↑
Variance since June 2016	94.0%	↑



ACTIVITY

Cumulative percentage of contracted UDA delivered 2017 & 2018



Month	Adjusted Scheduled Activity (UDA)	
	2017	2018
April	68	176
May	648	491
June	854	1,310
July	1,612	
August	2,272	
September	2,697	
October	3,489	
November	4,326	
December	4,801	
January	5,499	
February	6,378	
March	6,948	
April	7,197	
May	7,204	
June	7,220	

QUALITY

	Quantity	Base Number	Contract	AT	Region	England
% of FP17s for the same patient ID Re-attending within 3 months - Children	23	205	11.2%	12.1%	13.0%	12.0%
% of FP17s for the same patient ID Re-attending within 3 months - Adults	83	559	14.8%	16.9%	16.6%	16.0%
% of FP17s for the same patient ID Re-attending between 3 & 9 months - Children	104	205	50.7%	57.7%	59.5%	58.0%
% of FP17s for the same patient ID Re-attending between 3 & 9 months - Adults	298	559	53.3%	51.0%	53.1%	50.9%
% of FP17s for Band 1 Urgent Courses	19	608	3.1%	10.6%	9.3%	9.1%
% of FP17s Relating to Free Repair or Replacements	2	608	0.3%	0.9%	1.0%	0.8%
% of FP17s Relating to Continuations	8	608	1.3%	1.1%	1.3%	1.1%
% of Patients satisfied with the dentistry they have received	33	36	91.7%	91.0%	91.9%	91.7%
% of Patients satisfied with the time they had to wait for an appointment	33	36	91.7%	87.5%	88.7%	88.0%

* This is based on patients treated on this contract for their most recent course of treatment. Figures in italics indicate the base number of FP17s or Patient Questionnaire responses are less than 100. N/A is shown where the base number of responses is less than 10 during the period. % is calculated as Quantity/Base number*100

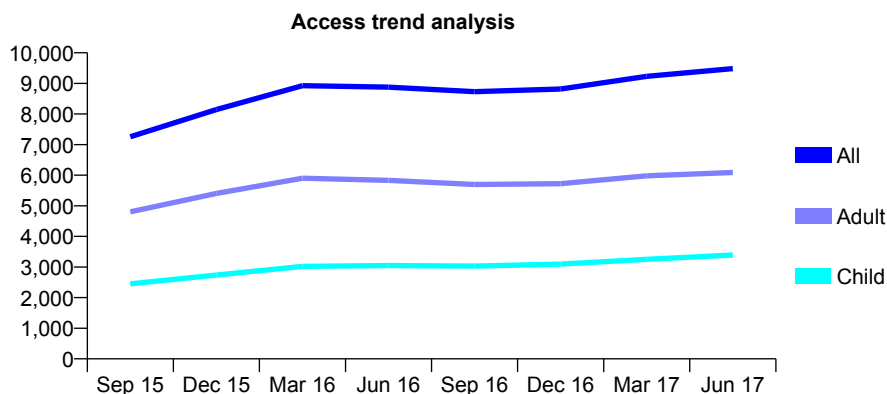
Q46 - Vital Signs At a Glance Contract Report for 198889/0001 - June 2017

Name or company name	Kings Dental Centre
Contract type name	GDS Contract
Purpose of contract	General
Contract start date	15/04/2014
Contract end date	

17/18 Contracted general activity (UDA)	24,916
Carry forward general activity (UDA)	0
17/18 Contracted orthodontic activity (UOA)	0
Carry forward orthodontic activity (UOA)	0
Baseline contract value	£808,896.44

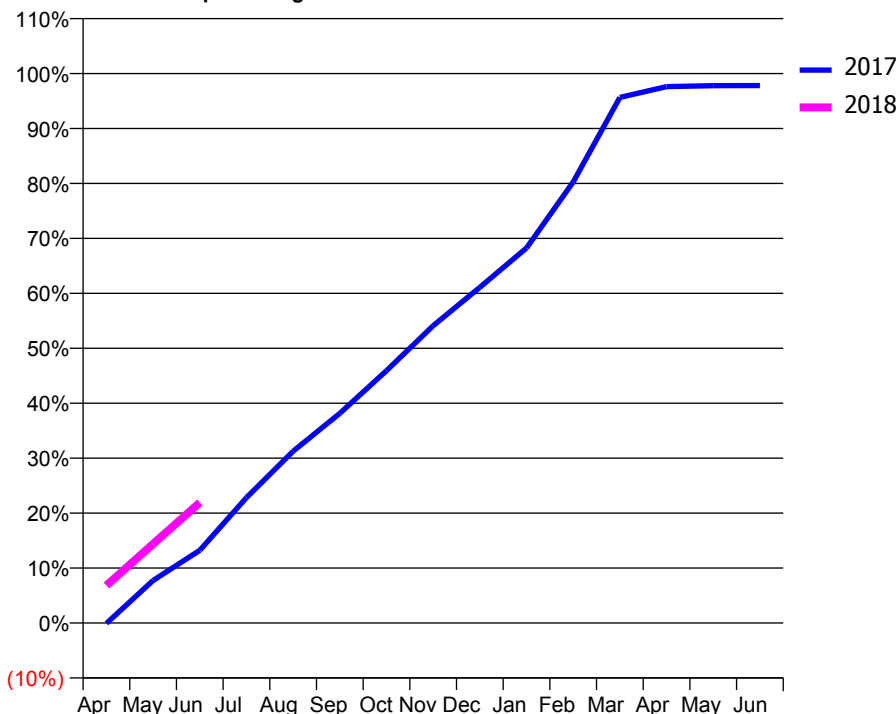
ACCESS*

Patients seen in 24 months	Total	Change since previous quarter
Quarter ending June 2016	8,878	
Quarter ending September 2016	8,728	↓
Quarter ending December 2016	8,817	→
Quarter ending March 2017	9,233	↑
Quarter ending June 2017	9,483	↑
Variance since June 2016	6.8%	↑



ACTIVITY

Cumulative percentage of contracted UDA delivered 2017 & 2018



Month	Adjusted Scheduled Activity (UDA)	
	2017	2018
April	-22	1,702
May	1,930	3,589
June	3,299	5,465
July	5,688	
August	7,789	
September	9,509	
October	11,442	
November	13,478	
December	15,220	
January	17,005	
February	20,001	
March	23,832	
April	24,321	
May	24,366	
June	24,369	

QUALITY

	Quantity	Base Number	Contract	AT	Region	England
% of FP17s for the same patient ID Re-attending within 3 months - Children	94	887	10.6%	12.1%	13.0%	12.0%
% of FP17s for the same patient ID Re-attending within 3 months - Adults	277	1,473	18.8%	16.9%	16.6%	16.0%
% of FP17s for the same patient ID Re-attending between 3 & 9 months - Children	267	887	30.1%	57.7%	59.5%	58.0%
% of FP17s for the same patient ID Re-attending between 3 & 9 months - Adults	386	1,473	26.2%	51.0%	53.1%	50.9%
% of FP17s for Band 1 Urgent Courses	242	2,127	11.4%	10.6%	9.3%	9.1%
% of FP17s Relating to Free Repair or Replacements	22	2,127	1.0%	0.9%	1.0%	0.8%
% of FP17s Relating to Continuations	16	2,127	0.8%	1.1%	1.3%	1.1%
% of Patients satisfied with the dentistry they have received	4	5	N/A	91.0%	91.9%	91.7%
% of Patients satisfied with the time they had to wait for an appointment	5	5	N/A	87.5%	88.7%	88.0%

* This is based on patients treated on this contract for their most recent course of treatment. Figures in italics indicate the base number of FP17s or Patient Questionnaire responses are less than 100. N/A is shown where the base number of responses is less than 10 during the period. % is calculated as Quantity/Base number*100

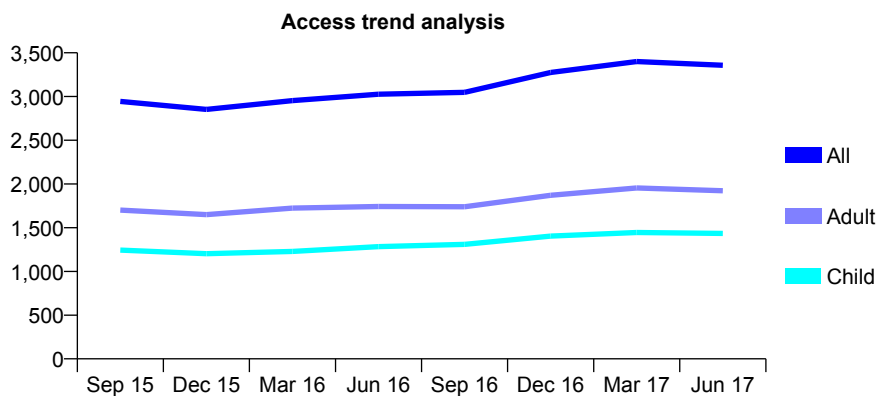
Q46 - Vital Signs At a Glance Contract Report for 199664/0001 - June 2017

Name or company name	Charlestown Dental Practice Ltd
Contract type name	GDS Contract
Purpose of contract	General
Contract start date	01/10/2010
Contract end date	

17/18 Contracted general activity (UDA)	10,000
Carry forward general activity (UDA)	0
17/18 Contracted orthodontic activity (UOA)	0
Carry forward orthodontic activity (UOA)	0
Baseline contract value	£276,360.26

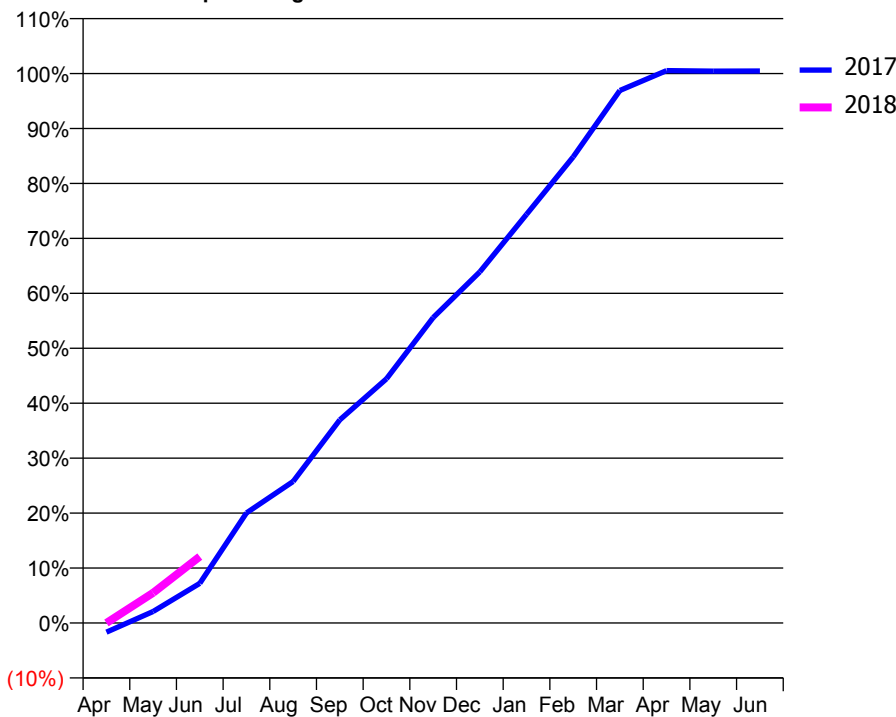
ACCESS*

Patients seen in 24 months	Total	Change since previous quarter
Quarter ending June 2016	3,027	
Quarter ending September 2016	3,048	→
Quarter ending December 2016	3,275	↑
Quarter ending March 2017	3,400	↑
Quarter ending June 2017	3,358	↓
Variance since June 2016	10.9%	↑



ACTIVITY

Cumulative percentage of contracted UDA delivered 2017 & 2018



Month	Adjusted Scheduled Activity (UDA)	
	2017	2018
April	-168	0
May	210	551
June	722	1,211
July	2,004	
August	2,576	
September	3,697	
October	4,445	
November	5,558	
December	6,390	
January	7,437	
February	8,484	
March	9,692	
April	10,052	
May	10,044	
June	10,045	

QUALITY

	Quantity	Base Number	Contract	AT	Region	England
% of FP17s for the same patient ID Re-attending within 3 months - Children	55	420	13.1%	12.1%	13.0%	12.0%
% of FP17s for the same patient ID Re-attending within 3 months - Adults	83	443	18.7%	16.9%	16.6%	16.0%
% of FP17s for the same patient ID Re-attending between 3 & 9 months - Children	233	420	55.5%	57.7%	59.5%	58.0%
% of FP17s for the same patient ID Re-attending between 3 & 9 months - Adults	169	443	38.1%	51.0%	53.1%	50.9%
% of FP17s for Band 1 Urgent Courses	79	413	19.1%	10.6%	9.3%	9.1%
% of FP17s Relating to Free Repair or Replacements	3	413	0.7%	0.9%	1.0%	0.8%
% of FP17s Relating to Continuations	6	413	1.5%	1.1%	1.3%	1.1%
% of Patients satisfied with the dentistry they have received	1	1	N/A	91.0%	91.9%	91.7%
% of Patients satisfied with the time they had to wait for an appointment	1	1	N/A	87.5%	88.7%	88.0%

* This is based on patients treated on this contract for their most recent course of treatment. Figures in italics indicate the base number of FP17s or Patient Questionnaire responses are less than 100. N/A is shown where the base number of responses is less than 10 during the period. % is calculated as Quantity/Base number*100

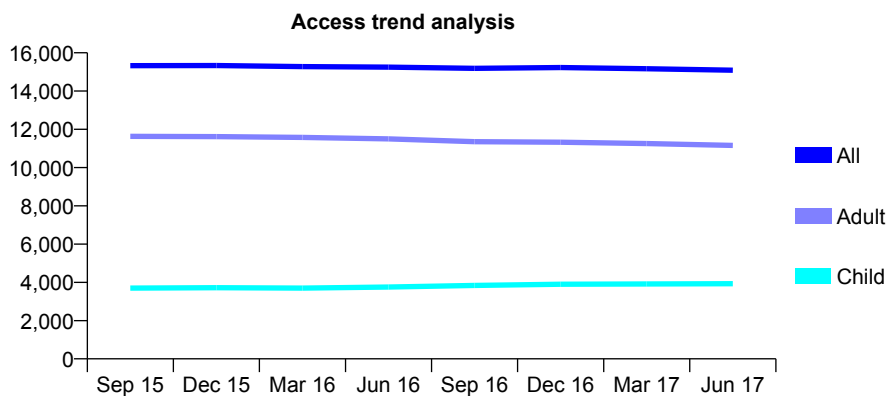
Q46 - Vital Signs At a Glance Contract Report for 199893/0001 - June 2017

Name or company name	Wallace, Thomas, Hobson & Emmett Ltd
Contract type name	GDS Contract
Purpose of contract	General
Contract start date	01/04/2008
Contract end date	

17/18 Contracted general activity (UDA)	43,279
Carry forward general activity (UDA)	0
17/18 Contracted orthodontic activity (UOA)	0
Carry forward orthodontic activity (UOA)	0
Baseline contract value	£1,424,534.58

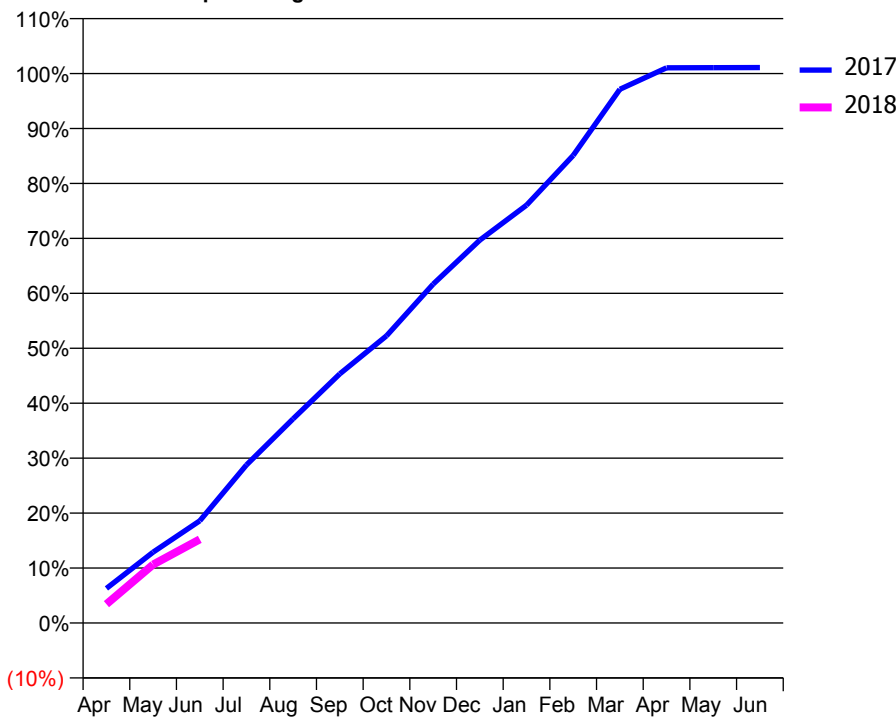
ACCESS*

Patients seen in 24 months	Total	Change since previous quarter
Quarter ending June 2016	15,250	
Quarter ending September 2016	15,189	→
Quarter ending December 2016	15,227	→
Quarter ending March 2017	15,169	→
Quarter ending June 2017	15,088	→
Variance since June 2016	(1.1%)	↓



ACTIVITY

Cumulative percentage of contracted UDA delivered 2017 & 2018



Month	Adjusted Scheduled Activity (UDA)	
	2017	2018
April	2,723	1,491
May	5,581	4,602
June	8,047	6,586
July	12,447	
August	16,085	
September	19,622	
October	22,617	
November	26,694	
December	30,154	
January	32,914	
February	36,829	
March	42,032	
April	43,731	
May	43,738	
June	43,752	

QUALITY

	Quantity	Base Number	Contract	AT	Region	England
% of FP17s for the same patient ID Re-attending within 3 months - Children	137	1,268	10.8%	12.1%	13.0%	12.0%
% of FP17s for the same patient ID Re-attending within 3 months - Adults	549	3,292	16.7%	16.9%	16.6%	16.0%
% of FP17s for the same patient ID Re-attending between 3 & 9 months - Children	759	1,268	59.9%	57.7%	59.5%	58.0%
% of FP17s for the same patient ID Re-attending between 3 & 9 months - Adults	1,946	3,292	59.1%	51.0%	53.1%	50.9%
% of FP17s for Band 1 Urgent Courses	500	3,751	13.3%	10.6%	9.3%	9.1%
% of FP17s Relating to Free Repair or Replacements	36	3,751	1.0%	0.9%	1.0%	0.8%
% of FP17s Relating to Continuations	7	3,751	0.2%	1.1%	1.3%	1.1%
% of Patients satisfied with the dentistry they have received	13	14	92.9%	91.0%	91.9%	91.7%
% of Patients satisfied with the time they had to wait for an appointment	13	14	92.9%	87.5%	88.7%	88.0%

* This is based on patients treated on this contract for their most recent course of treatment. Figures in italics indicate the base number of FP17s or Patient Questionnaire responses are less than 100. N/A is shown where the base number of responses is less than 10 during the period. % is calculated as Quantity/Base number*100

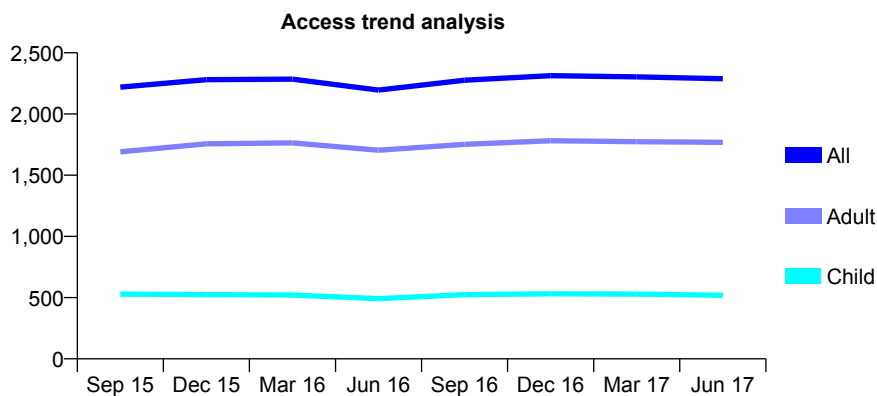
Q46 - Vital Signs At a Glance Contract Report for 213497/0001 - June 2017

Name or company name	MR N LARAH
Contract type name	GDS Contract
Purpose of contract	General
Contract start date	01/04/2006
Contract end date	

17/18 Contracted general activity (UDA)	8,800
Carry forward general activity (UDA)	0
17/18 Contracted orthodontic activity (UOA)	0
Carry forward orthodontic activity (UOA)	0
Baseline contract value	£226,985.64

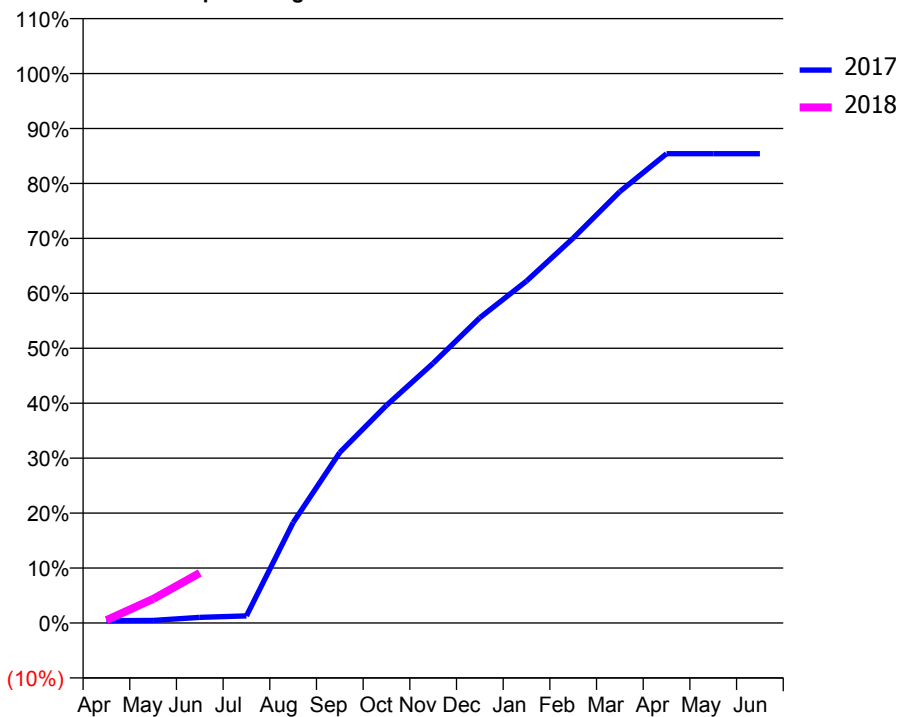
ACCESS*

Patients seen in 24 months	Total	Change since previous quarter
Quarter ending June 2016	2,196	
Quarter ending September 2016	2,276	↑
Quarter ending December 2016	2,313	→
Quarter ending March 2017	2,303	→
Quarter ending June 2017	2,288	→
Variance since June 2016	4.2%	↑



ACTIVITY

Cumulative percentage of contracted UDA delivered 2017 & 2018



Month	Adjusted Scheduled Activity (UDA)	
	2017	2018
April	37	46
May	41	385
June	90	801
July	113	
August	1,609	
September	2,733	
October	3,485	
November	4,161	
December	4,889	
January	5,476	
February	6,164	
March	6,909	
April	7,515	
May	7,515	
June	7,515	

QUALITY

	Quantity	Base Number	Contract	AT	Region	England
% of FP17s for the same patient ID Re-attending within 3 months - Children	2	119	1.7%	12.1%	13.0%	12.0%
% of FP17s for the same patient ID Re-attending within 3 months - Adults	50	449	11.1%	16.9%	16.6%	16.0%
% of FP17s for the same patient ID Re-attending between 3 & 9 months - Children	75	119	63.0%	57.7%	59.5%	58.0%
% of FP17s for the same patient ID Re-attending between 3 & 9 months - Adults	254	449	56.6%	51.0%	53.1%	50.9%
% of FP17s for Band 1 Urgent Courses	3	354	0.8%	10.6%	9.3%	9.1%
% of FP17s Relating to Free Repair or Replacements	0	354	0.0%	0.9%	1.0%	0.8%
% of FP17s Relating to Continuations	6	354	1.7%	1.1%	1.3%	1.1%
% of Patients satisfied with the dentistry they have received	0	0	N/A	91.0%	91.9%	91.7%
% of Patients satisfied with the time they had to wait for an appointment	0	0	N/A	87.5%	88.7%	88.0%

* This is based on patients treated on this contract for their most recent course of treatment. Figures in italics indicate the base number of FP17s or Patient Questionnaire responses are less than 100. N/A is shown where the base number of responses is less than 10 during the period. % is calculated as Quantity/Base number*100

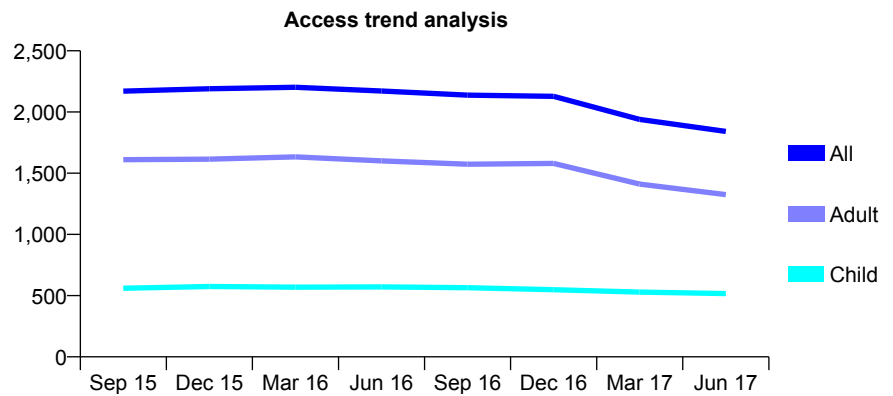
Q46 - Vital Signs At a Glance Contract Report for 214043/0001 - June 2017

Name or company name	Mr M Mahmood
Contract type name	GDS Contract
Purpose of contract	General
Contract start date	01/04/2006
Contract end date	

17/18 Contracted general activity (UDA)	5,526
Carry forward general activity (UDA)	0
17/18 Contracted orthodontic activity (UOA)	0
Carry forward orthodontic activity (UOA)	0
Baseline contract value	£164,301.93

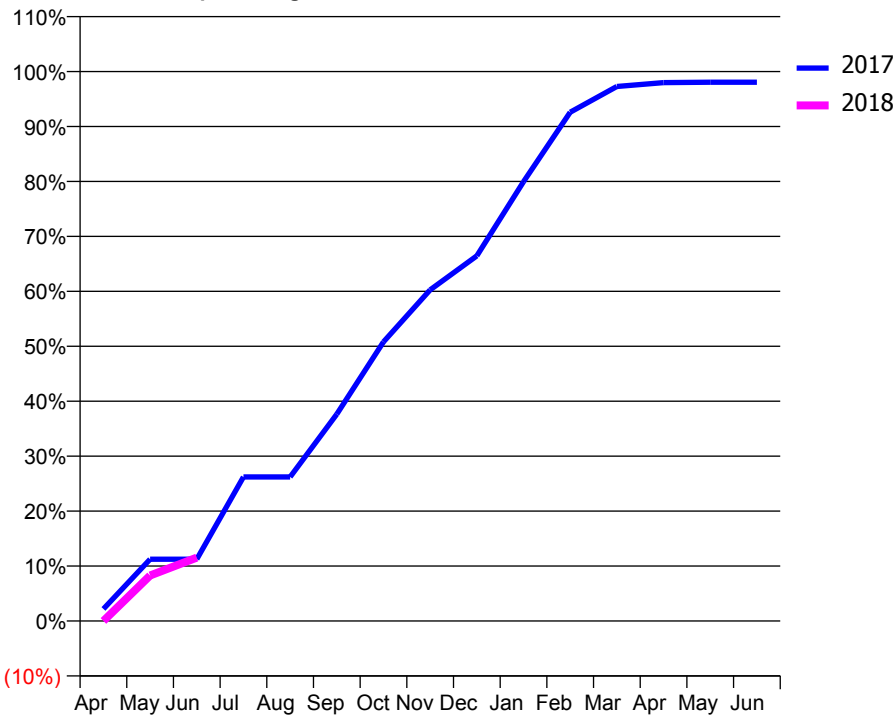
ACCESS*

Patients seen in 24 months	Total	Change since previous quarter
Quarter ending June 2016	2,172	
Quarter ending September 2016	2,138	↓
Quarter ending December 2016	2,128	→
Quarter ending March 2017	1,940	↓
Quarter ending June 2017	1,842	↓
Variance since June 2016	(15.2%)	↓



ACTIVITY

Cumulative percentage of contracted UDA delivered 2017 & 2018



Month	Adjusted Scheduled Activity (UDA)	
	2017	2018
April	122	0
May	622	458
June	622	638
July	1,449	
August	1,449	
September	2,081	
October	2,807	
November	3,330	
December	3,672	
January	4,418	
February	5,116	
March	5,376	
April	5,414	
May	5,418	
June	5,418	

QUALITY

	Quantity	Base Number	Contract	AT	Region	England
% of FP17s for the same patient ID Re-attending within 3 months - Children	3	91	3.3%	12.1%	13.0%	12.0%
% of FP17s for the same patient ID Re-attending within 3 months - Adults	24	242	9.9%	16.9%	16.6%	16.0%
% of FP17s for the same patient ID Re-attending between 3 & 9 months - Children	39	91	42.9%	57.7%	59.5%	58.0%
% of FP17s for the same patient ID Re-attending between 3 & 9 months - Adults	99	242	40.9%	51.0%	53.1%	50.9%
% of FP17s for Band 1 Urgent Courses	48	309	15.5%	10.6%	9.3%	9.1%
% of FP17s Relating to Free Repair or Replacements	0	309	0.0%	0.9%	1.0%	0.8%
% of FP17s Relating to Continuations	1	309	0.3%	1.1%	1.3%	1.1%
% of Patients satisfied with the dentistry they have received	8	8	N/A	91.0%	91.9%	91.7%
% of Patients satisfied with the time they had to wait for an appointment	7	8	N/A	87.5%	88.7%	88.0%

* This is based on patients treated on this contract for their most recent course of treatment. Figures in italics indicate the base number of FP17s or Patient Questionnaire responses are less than 100. N/A is shown where the base number of responses is less than 10 during the period. % is calculated as Quantity/Base number*100

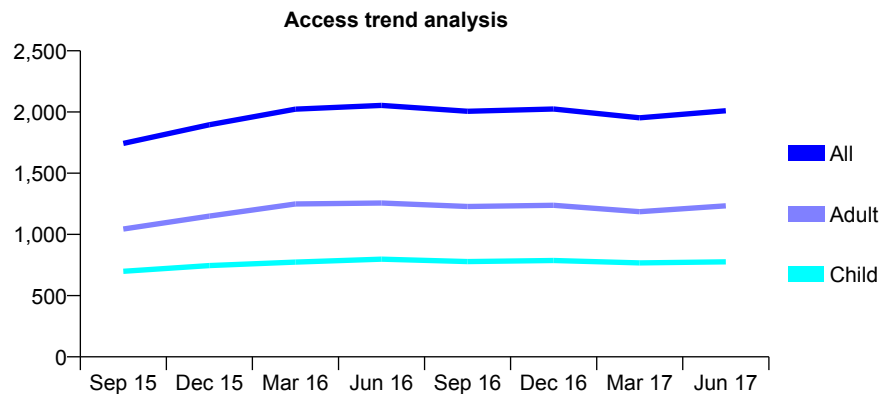
Q46 - Vital Signs At a Glance Contract Report for 214361/0001 - June 2017

Name or company name	Ms Archana Prasad
Contract type name	GDS Contract
Purpose of contract	General
Contract start date	01/04/2006
Contract end date	

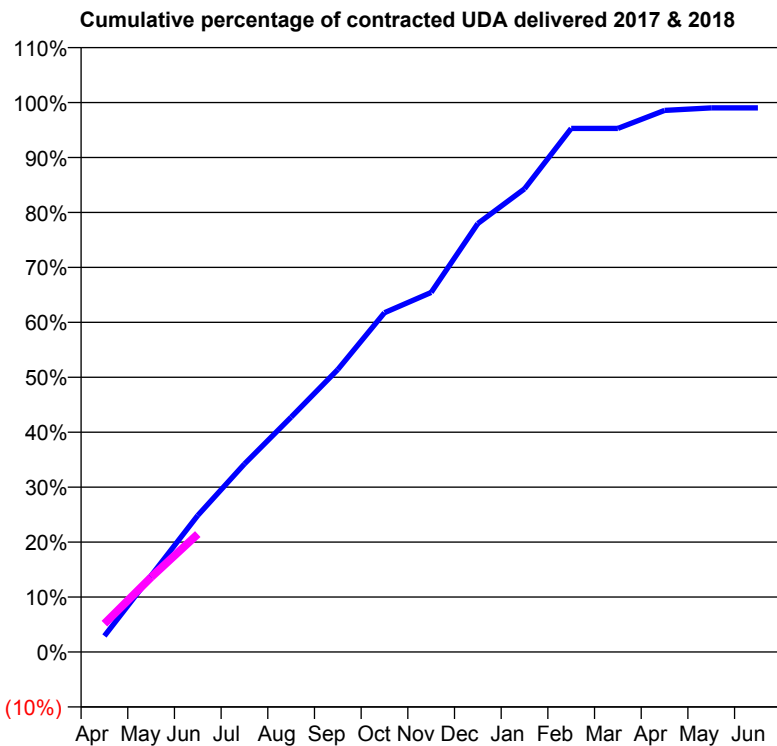
17/18 Contracted general activity (UDA)	4,825
Carry forward general activity (UDA)	0
17/18 Contracted orthodontic activity (UOA)	0
Carry forward orthodontic activity (UOA)	0
Baseline contract value	£138,149.21

ACCESS*

Patients seen in 24 months	Total	Change since previous quarter
Quarter ending June 2016	2,054	
Quarter ending September 2016	2,006	↓
Quarter ending December 2016	2,025	→
Quarter ending March 2017	1,953	↓
Quarter ending June 2017	2,010	↑
Variance since June 2016	(2.1%)	↓



ACTIVITY



Month	Adjusted Scheduled Activity (UDA)	
	2017	2018
April	141	248
May	670	657
June	1,199	1,036
July	1,652	
August	2,062	
September	2,480	
October	2,979	
November	3,157	
December	3,762	
January	4,068	
February	4,597	
March	4,597	
April	4,756	
May	4,778	
June	4,778	

QUALITY

	Quantity	Base Number	Contract	AT	Region	England
% of FP17s for the same patient ID Re-attending within 3 months - Children	16	350	4.6%	12.1%	13.0%	12.0%
% of FP17s for the same patient ID Re-attending within 3 months - Adults	45	419	10.7%	16.9%	16.6%	16.0%
% of FP17s for the same patient ID Re-attending between 3 & 9 months - Children	233	350	66.6%	57.7%	59.5%	58.0%
% of FP17s for the same patient ID Re-attending between 3 & 9 months - Adults	220	419	52.5%	51.0%	53.1%	50.9%
% of FP17s for Band 1 Urgent Courses	56	662	8.5%	10.6%	9.3%	9.1%
% of FP17s Relating to Free Repair or Replacements	0	662	0.0%	0.9%	1.0%	0.8%
% of FP17s Relating to Continuations	9	662	1.4%	1.1%	1.3%	1.1%
% of Patients satisfied with the dentistry they have received	5	5	N/A	91.0%	91.9%	91.7%
% of Patients satisfied with the time they had to wait for an appointment	5	5	N/A	87.5%	88.7%	88.0%

* This is based on patients treated on this contract for their most recent course of treatment. Figures in italics indicate the base number of FP17s or Patient Questionnaire responses are less than 100. N/A is shown where the base number of responses is less than 10 during the period. % is calculated as Quantity/Base number*100

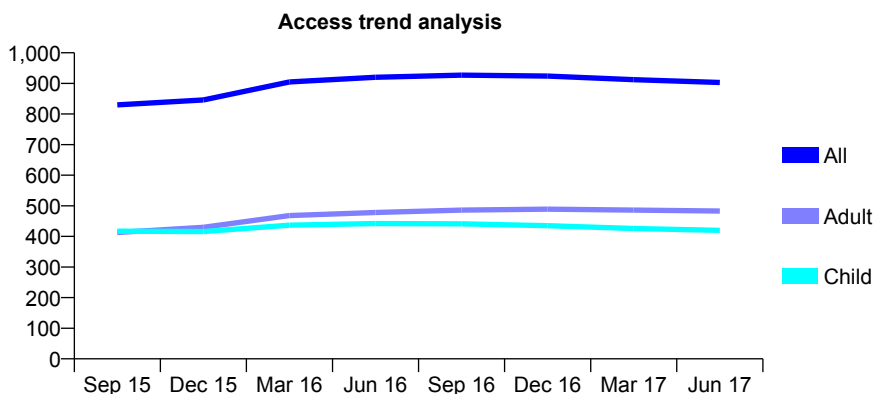
Q46 - Vital Signs At a Glance Contract Report for 215597/0001 - June 2017

Name or company name	MR S LAZARUS
Contract type name	GDS Contract
Purpose of contract	General
Contract start date	01/04/2006
Contract end date	

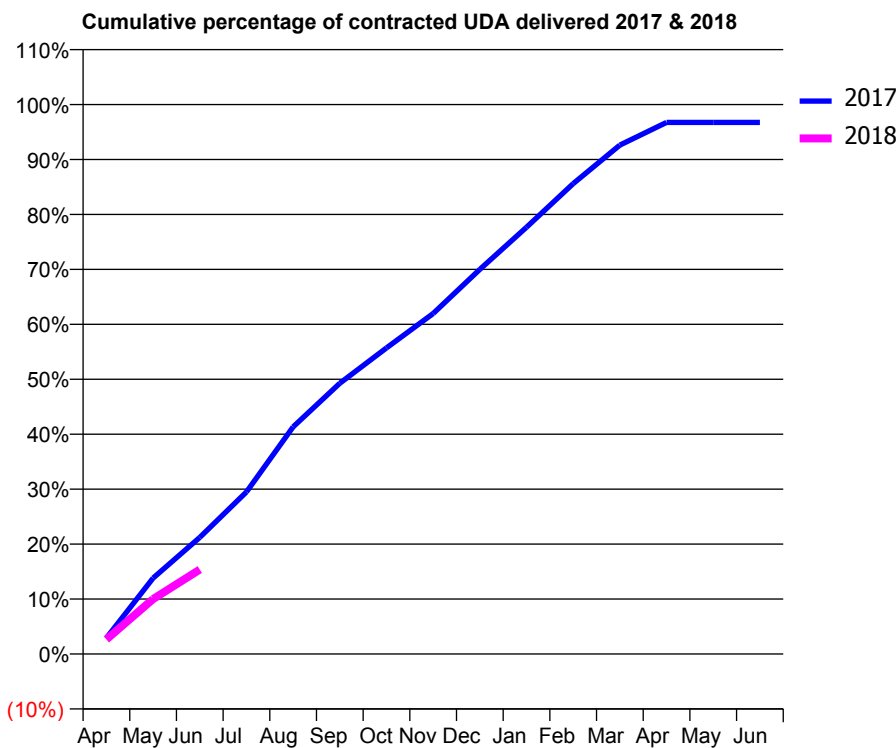
17/18 Contracted general activity (UDA)	2,420
Carry forward general activity (UDA)	0
17/18 Contracted orthodontic activity (UOA)	0
Carry forward orthodontic activity (UOA)	0
Baseline contract value	£57,540.59

ACCESS*

Patients seen in 24 months	Total	Change since previous quarter
Quarter ending June 2016	920	
Quarter ending September 2016	927	→
Quarter ending December 2016	924	→
Quarter ending March 2017	912	↓
Quarter ending June 2017	903	→
Variance since June 2016	(1.8%)	↓



ACTIVITY



Adjusted Scheduled Activity (UDA)		
Month	2017	2018
April	71	64
May	335	242
June	514	372
July	714	
August	1,000	
September	1,192	
October	1,348	
November	1,500	
December	1,694	
January	1,880	
February	2,071	
March	2,241	
April	2,341	
May	2,341	
June	2,341	

QUALITY

	Quantity	Base Number	Contract	AT	Region	England
% of FP17s for the same patient ID Re-attending within 3 months - Children	11	120	9.2%	12.1%	13.0%	12.0%
% of FP17s for the same patient ID Re-attending within 3 months - Adults	19	161	11.8%	16.9%	16.6%	16.0%
% of FP17s for the same patient ID Re-attending between 3 & 9 months - Children	88	120	73.3%	57.7%	59.5%	58.0%
% of FP17s for the same patient ID Re-attending between 3 & 9 months - Adults	107	161	66.5%	51.0%	53.1%	50.9%
% of FP17s for Band 1 Urgent Courses	10	212	4.7%	10.6%	9.3%	9.1%
% of FP17s Relating to Free Repair or Replacements	0	212	0.0%	0.9%	1.0%	0.8%
% of FP17s Relating to Continuations	1	212	0.5%	1.1%	1.3%	1.1%
% of Patients satisfied with the dentistry they have received	0	0	N/A	91.0%	91.9%	91.7%
% of Patients satisfied with the time they had to wait for an appointment	0	0	N/A	87.5%	88.7%	88.0%

* This is based on patients treated on this contract for their most recent course of treatment. Figures in italics indicate the base number of FP17s or Patient Questionnaire responses are less than 100. N/A is shown where the base number of responses is less than 10 during the period. % is calculated as Quantity/Base number*100

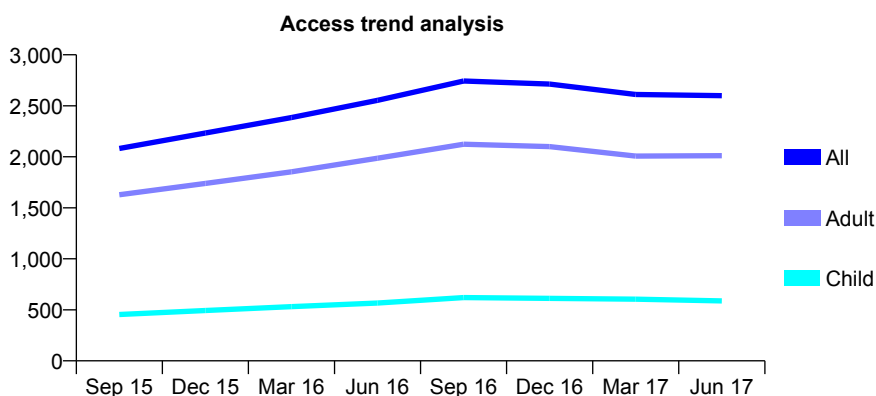
Q46 - Vital Signs At a Glance Contract Report for 215643/0001 - June 2017

Name or company name	MR MOHAMMED AL-HIMDANI
Contract type name	GDS Contract
Purpose of contract	General
Contract start date	01/04/2006
Contract end date	

17/18 Contracted general activity (UDA)	7,422
Carry forward general activity (UDA)	0
17/18 Contracted orthodontic activity (UOA)	0
Carry forward orthodontic activity (UOA)	0
Baseline contract value	£240,849.79

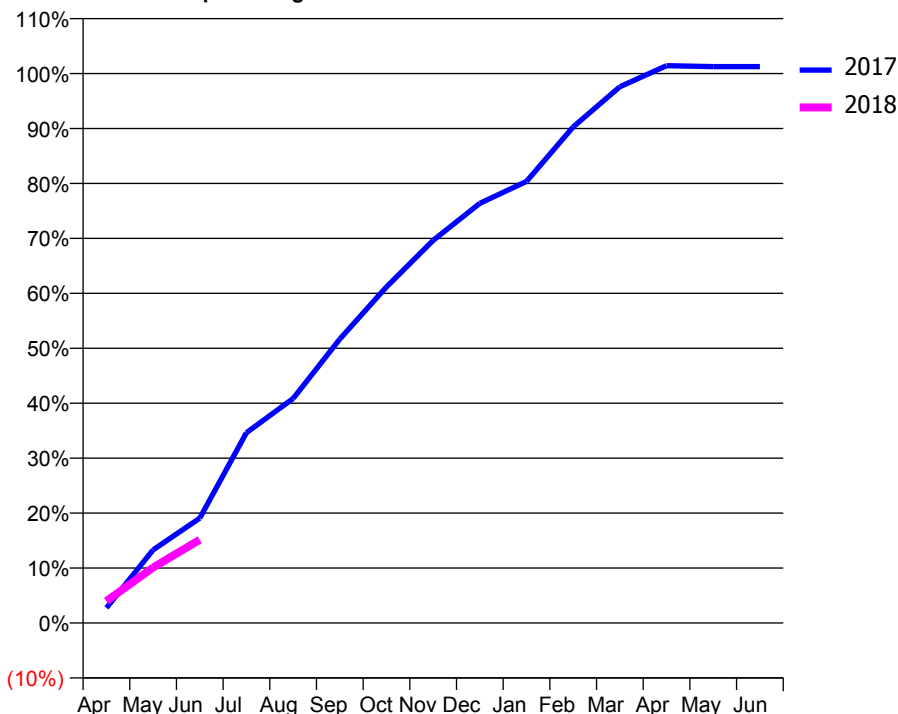
ACCESS*

Patients seen in 24 months	Total	Change since previous quarter
Quarter ending June 2016	2,553	
Quarter ending September 2016	2,743	↑
Quarter ending December 2016	2,713	↓
Quarter ending March 2017	2,611	↓
Quarter ending June 2017	2,599	→
Variance since June 2016	1.8%	→



ACTIVITY

Cumulative percentage of contracted UDA delivered 2017 & 2018



Month	Adjusted Scheduled Activity (UDA)	
	2017	2018
April	204	296
May	987	751
June	1,417	1,125
July	2,571	
August	3,033	
September	3,836	
October	4,540	
November	5,168	
December	5,669	
January	5,964	
February	6,702	
March	7,242	
April	7,527	
May	7,515	
June	7,515	

QUALITY

	Quantity	Base Number	Contract	AT	Region	England
% of FP17s for the same patient ID Re-attending within 3 months - Children	4	130	3.1%	12.1%	13.0%	12.0%
% of FP17s for the same patient ID Re-attending within 3 months - Adults	60	470	12.8%	16.9%	16.6%	16.0%
% of FP17s for the same patient ID Re-attending between 3 & 9 months - Children	49	130	37.7%	57.7%	59.5%	58.0%
% of FP17s for the same patient ID Re-attending between 3 & 9 months - Adults	195	470	41.5%	51.0%	53.1%	50.9%
% of FP17s for Band 1 Urgent Courses	38	485	7.8%	10.6%	9.3%	9.1%
% of FP17s Relating to Free Repair or Replacements	6	485	1.2%	0.9%	1.0%	0.8%
% of FP17s Relating to Continuations	20	485	4.1%	1.1%	1.3%	1.1%
% of Patients satisfied with the dentistry they have received	2	2	N/A	91.0%	91.9%	91.7%
% of Patients satisfied with the time they had to wait for an appointment	2	2	N/A	87.5%	88.7%	88.0%

* This is based on patients treated on this contract for their most recent course of treatment. Figures in italics indicate the base number of FP17s or Patient Questionnaire responses are less than 100. N/A is shown where the base number of responses is less than 10 during the period. % is calculated as Quantity/Base number*100

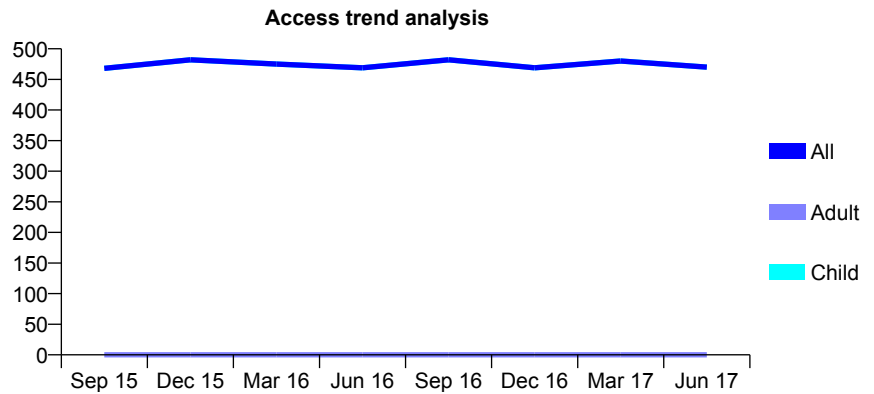
Q46 - Vital Signs At a Glance Contract Report for 222402/0001 - June 2017

Name or company name	MR P PONG
Contract type name	GDS Contract
Purpose of contract	General
Contract start date	01/04/2006
Contract end date	

17/18 Contracted general activity (UDA)	1,756
Carry forward general activity (UDA)	0
17/18 Contracted orthodontic activity (UOA)	0
Carry forward orthodontic activity (UOA)	0
Baseline contract value	£39,635.05

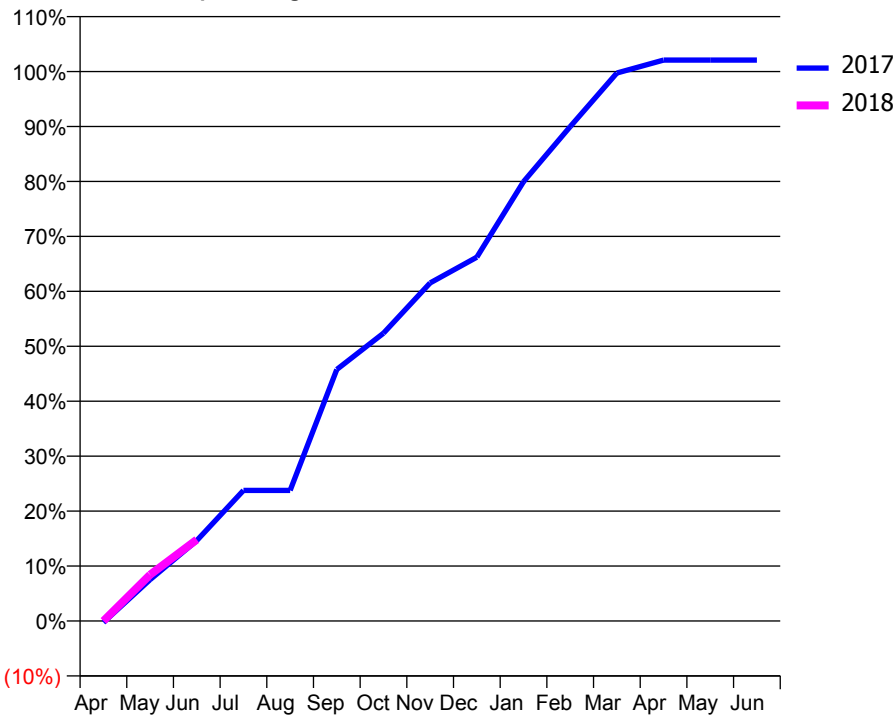
ACCESS*

Patients seen in 24 months	Total	Change since previous quarter
Quarter ending June 2016	469	
Quarter ending September 2016	482	↑
Quarter ending December 2016	469	↓
Quarter ending March 2017	480	↑
Quarter ending June 2017	470	↓
Variance since June 2016	0.2%	→



ACTIVITY

Cumulative percentage of contracted UDA delivered 2017 & 2018



Month	Adjusted Scheduled Activity (UDA)	
	2017	2018
April	-5	0
May	132	148
June	257	260
July	417	
August	417	
September	804	
October	920	
November	1,080	
December	1,163	
January	1,404	
February	1,580	
March	1,751	
April	1,793	
May	1,793	
June	1,793	

QUALITY

	Quantity	Base Number	Contract	AT	Region	England
% of FP17s for the same patient ID Re-attending within 3 months - Children	5	170	2.9%	12.1%	13.0%	12.0%
% of FP17s for the same patient ID Re-attending within 3 months - Adults	0	0	N/A	16.9%	16.6%	16.0%
% of FP17s for the same patient ID Re-attending between 3 & 9 months - Children	141	170	82.9%	57.7%	59.5%	58.0%
% of FP17s for the same patient ID Re-attending between 3 & 9 months - Adults	0	0	N/A	51.0%	53.1%	50.9%
% of FP17s for Band 1 Urgent Courses	1	139	0.7%	10.6%	9.3%	9.1%
% of FP17s Relating to Free Repair or Replacements	0	139	0.0%	0.9%	1.0%	0.8%
% of FP17s Relating to Continuations	0	139	0.0%	1.1%	1.3%	1.1%
% of Patients satisfied with the dentistry they have received	0	0	N/A	91.0%	91.9%	91.7%
% of Patients satisfied with the time they had to wait for an appointment	0	0	N/A	87.5%	88.7%	88.0%

* This is based on patients treated on this contract for their most recent course of treatment. Figures in italics indicate the base number of FP17s or Patient Questionnaire responses are less than 100. N/A is shown where the base number of responses is less than 10 during the period. % is calculated as Quantity/Base number*100

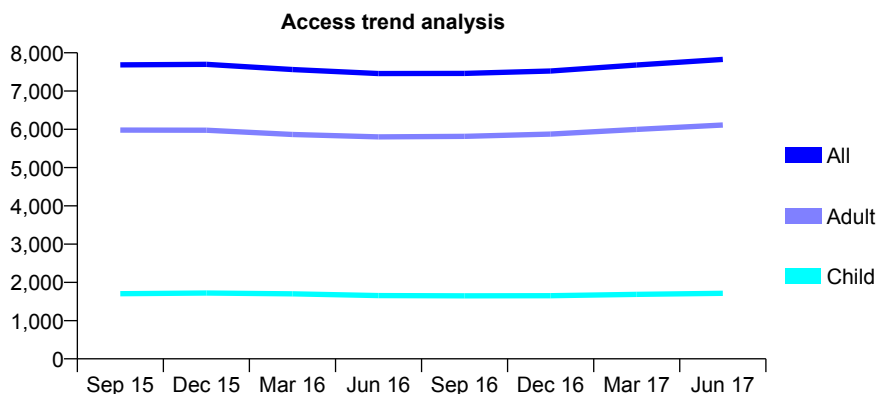
Q46 - Vital Signs At a Glance Contract Report for 224944/0003 - June 2017

Name or company name	MR DF MCGRATH
Contract type name	GDS Contract
Purpose of contract	General
Contract start date	01/06/2011
Contract end date	

17/18 Contracted general activity (UDA)	27,600
Carry forward general activity (UDA)	0
17/18 Contracted orthodontic activity (UOA)	0
Carry forward orthodontic activity (UOA)	0
Baseline contract value	£886,325.73

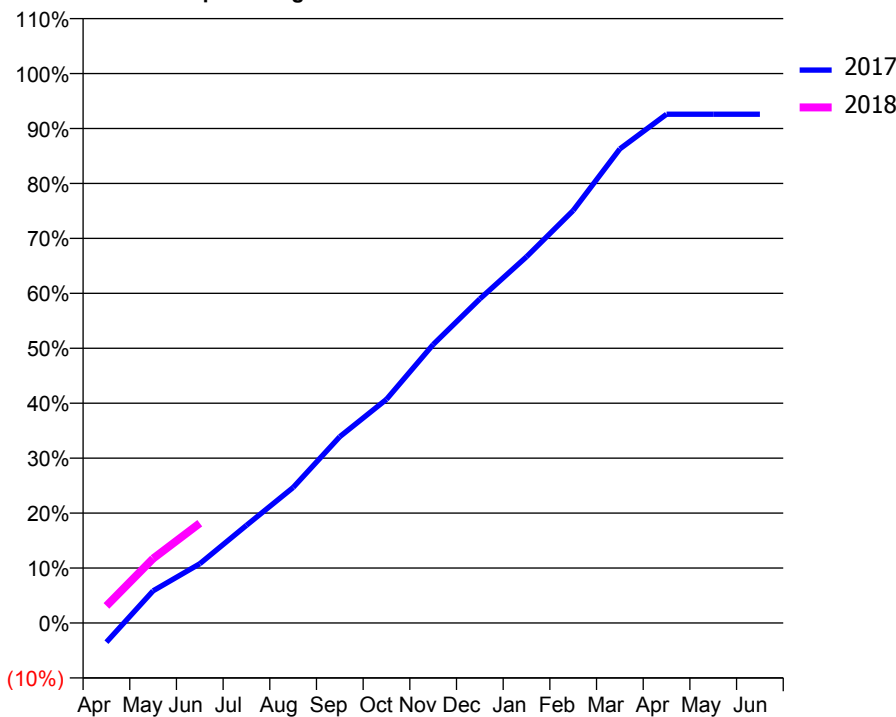
ACCESS*

Patients seen in 24 months	Total	Change since previous quarter
Quarter ending June 2016	7,457	
Quarter ending September 2016	7,463	→
Quarter ending December 2016	7,524	→
Quarter ending March 2017	7,681	↑
Quarter ending June 2017	7,827	→
Variance since June 2016	5.0%	↑



ACTIVITY

Cumulative percentage of contracted UDA delivered 2017 & 2018



Month	Adjusted Scheduled Activity (UDA)	
	2017	2018
April	-965	861
May	1,618	3,236
June	2,976	5,012
July	4,906	
August	6,807	
September	9,358	
October	11,235	
November	13,988	
December	16,279	
January	18,392	
February	20,719	
March	23,817	
April	25,553	
May	25,553	
June	25,555	

QUALITY

	Quantity	Base Number	Contract	AT	Region	England
% of FP17s for the same patient ID Re-attending within 3 months - Children	46	681	6.8%	12.1%	13.0%	12.0%
% of FP17s for the same patient ID Re-attending within 3 months - Adults	323	2,233	14.5%	16.9%	16.6%	16.0%
% of FP17s for the same patient ID Re-attending between 3 & 9 months - Children	400	681	58.7%	57.7%	59.5%	58.0%
% of FP17s for the same patient ID Re-attending between 3 & 9 months - Adults	1,347	2,233	60.3%	51.0%	53.1%	50.9%
% of FP17s for Band 1 Urgent Courses	149	2,322	6.4%	10.6%	9.3%	9.1%
% of FP17s Relating to Free Repair or Replacements	27	2,322	1.2%	0.9%	1.0%	0.8%
% of FP17s Relating to Continuations	18	2,322	0.8%	1.1%	1.3%	1.1%
% of Patients satisfied with the dentistry they have received	6	7	N/A	91.0%	91.9%	91.7%
% of Patients satisfied with the time they had to wait for an appointment	6	7	N/A	87.5%	88.7%	88.0%

* This is based on patients treated on this contract for their most recent course of treatment. Figures in italics indicate the base number of FP17s or Patient Questionnaire responses are less than 100. N/A is shown where the base number of responses is less than 10 during the period. % is calculated as Quantity/Base number*100

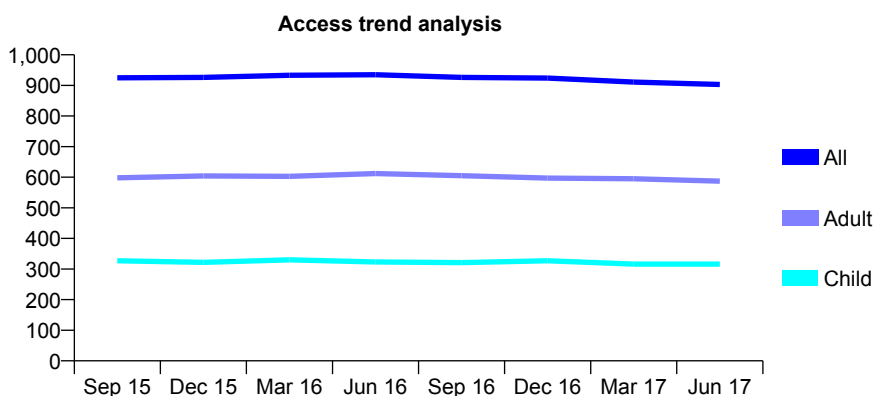
Q46 - Vital Signs At a Glance Contract Report for 226815/0001 - June 2017

Name or company name	Mr Bilal Sheikh
Contract type name	GDS Contract
Purpose of contract	General
Contract start date	01/04/2006
Contract end date	

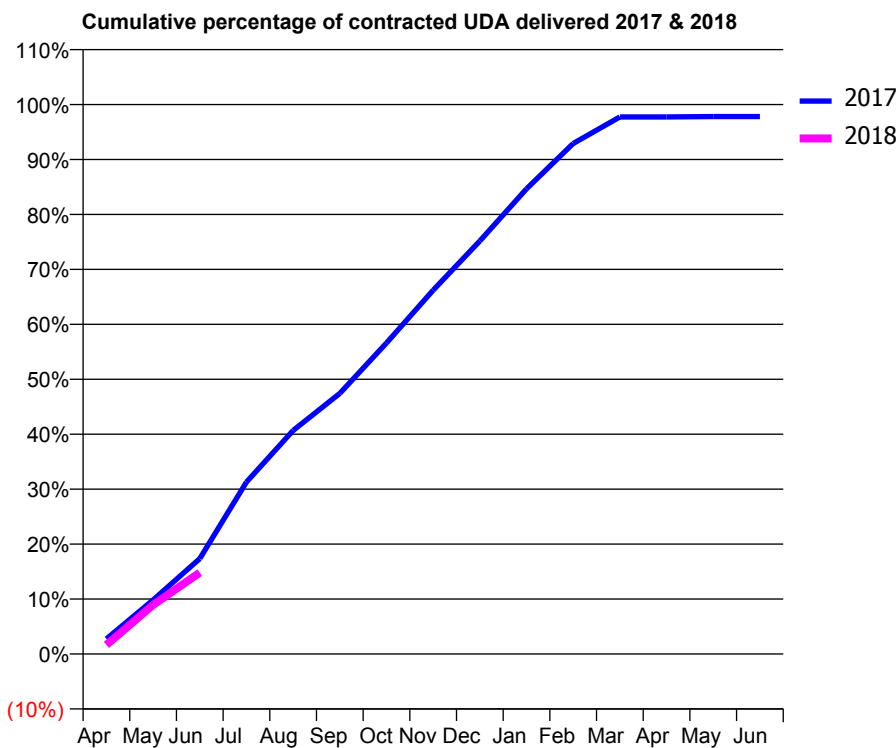
17/18 Contracted general activity (UDA)	2,772
Carry forward general activity (UDA)	0
17/18 Contracted orthodontic activity (UOA)	0
Carry forward orthodontic activity (UOA)	0
Baseline contract value	£117,249.23

ACCESS*

Patients seen in 24 months	Total	Change since previous quarter
Quarter ending June 2016	935	
Quarter ending September 2016	926	→
Quarter ending December 2016	924	→
Quarter ending March 2017	911	↓
Quarter ending June 2017	903	→
Variance since June 2016	(3.4%)	↓



ACTIVITY



Month	Adjusted Scheduled Activity (UDA)	
	2017	2018
April	76	46
May	273	248
June	481	411
July	867	
August	1,128	
September	1,315	
October	1,569	
November	1,835	
December	2,083	
January	2,347	
February	2,575	
March	2,709	
April	2,709	
May	2,711	
June	2,711	

QUALITY

	Quantity	Base Number	Contract	AT	Region	England
% of FP17s for the same patient ID Re-attending within 3 months - Children	6	67	9.0%	12.1%	13.0%	12.0%
% of FP17s for the same patient ID Re-attending within 3 months - Adults	15	114	13.2%	16.9%	16.6%	16.0%
% of FP17s for the same patient ID Re-attending between 3 & 9 months - Children	26	67	38.8%	57.7%	59.5%	58.0%
% of FP17s for the same patient ID Re-attending between 3 & 9 months - Adults	40	114	35.1%	51.0%	53.1%	50.9%
% of FP17s for Band 1 Urgent Courses	20	179	11.2%	10.6%	9.3%	9.1%
% of FP17s Relating to Free Repair or Replacements	3	179	1.7%	0.9%	1.0%	0.8%
% of FP17s Relating to Continuations	1	179	0.6%	1.1%	1.3%	1.1%
% of Patients satisfied with the dentistry they have received	0	0	N/A	91.0%	91.9%	91.7%
% of Patients satisfied with the time they had to wait for an appointment	0	0	N/A	87.5%	88.7%	88.0%

* This is based on patients treated on this contract for their most recent course of treatment. Figures in italics indicate the base number of FP17s or Patient Questionnaire responses are less than 100. N/A is shown where the base number of responses is less than 10 during the period. % is calculated as Quantity/Base number*100

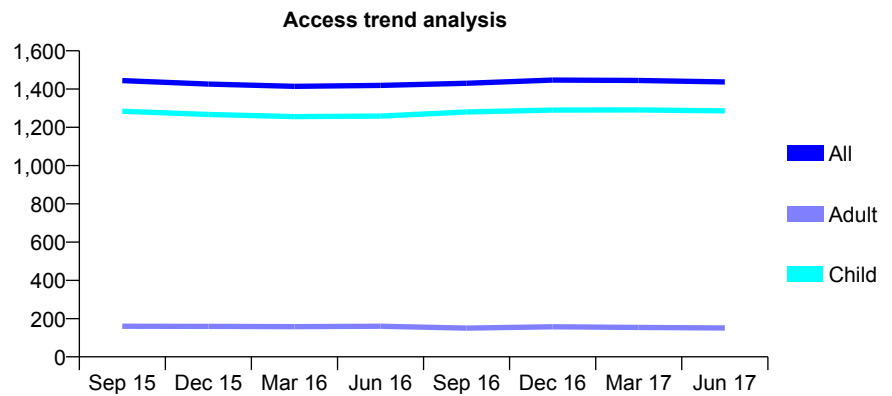
Q46 - Vital Signs At a Glance Contract Report for 232971/0001 - June 2017

Name or company name	MISS S HODGSON
Contract type name	GDS Contract
Purpose of contract	General
Contract start date	01/04/2006
Contract end date	

17/18 Contracted general activity (UDA)	3,396
Carry forward general activity (UDA)	0
17/18 Contracted orthodontic activity (UOA)	0
Carry forward orthodontic activity (UOA)	0
Baseline contract value	£83,022.87

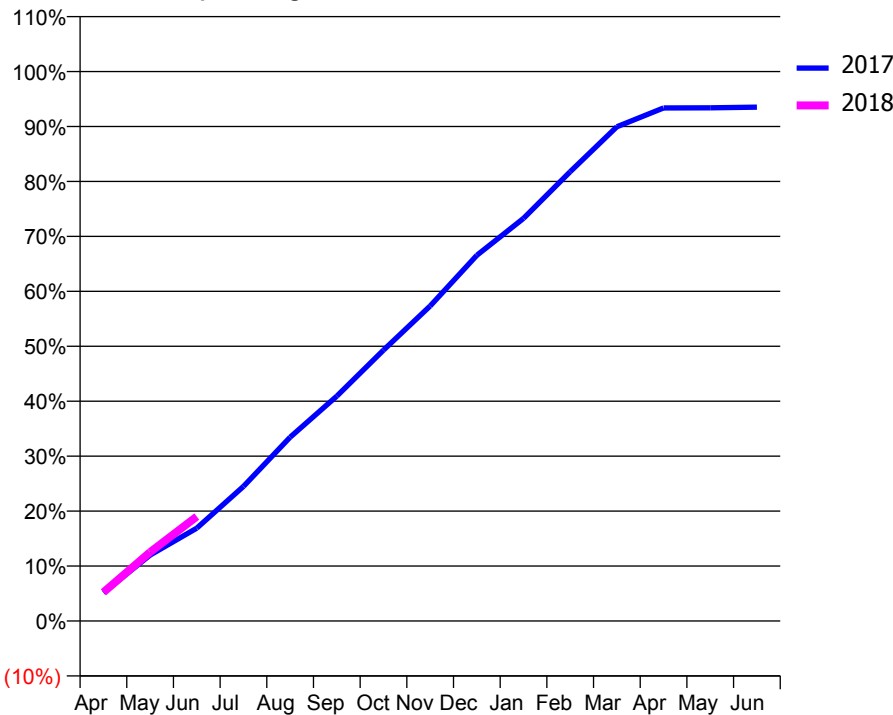
ACCESS*

Patients seen in 24 months	Total	Change since previous quarter
Quarter ending June 2016	1,419	
Quarter ending September 2016	1,430	→
Quarter ending December 2016	1,447	→
Quarter ending March 2017	1,445	→
Quarter ending June 2017	1,437	→
Variance since June 2016	1.3%	→



ACTIVITY

Cumulative percentage of contracted UDA delivered 2017 & 2018



Month	Adjusted Scheduled Activity (UDA)	
	2017	2018
April	175	178
May	407	426
June	574	646
July	832	
August	1,136	
September	1,390	
October	1,674	
November	1,947	
December	2,260	
January	2,489	
February	2,777	
March	3,054	
April	3,170	
May	3,171	
June	3,175	

QUALITY

	Quantity	Base Number	Contract	AT	Region	England
% of FP17s for the same patient ID Re-attending within 3 months - Children	51	556	9.2%	12.1%	13.0%	12.0%
% of FP17s for the same patient ID Re-attending within 3 months - Adults	2	15	13.3%	16.9%	16.6%	16.0%
% of FP17s for the same patient ID Re-attending between 3 & 9 months - Children	383	556	68.9%	57.7%	59.5%	58.0%
% of FP17s for the same patient ID Re-attending between 3 & 9 months - Adults	11	15	73.3%	51.0%	53.1%	50.9%
% of FP17s for Band 1 Urgent Courses	29	484	6.0%	10.6%	9.3%	9.1%
% of FP17s Relating to Free Repair or Replacements	0	484	0.0%	0.9%	1.0%	0.8%
% of FP17s Relating to Continuations	0	484	0.0%	1.1%	1.3%	1.1%
% of Patients satisfied with the dentistry they have received	1	1	N/A	91.0%	91.9%	91.7%
% of Patients satisfied with the time they had to wait for an appointment	1	1	N/A	87.5%	88.7%	88.0%

* This is based on patients treated on this contract for their most recent course of treatment. Figures in italics indicate the base number of FP17s or Patient Questionnaire responses are less than 100. N/A is shown where the base number of responses is less than 10 during the period. % is calculated as Quantity/Base number*100

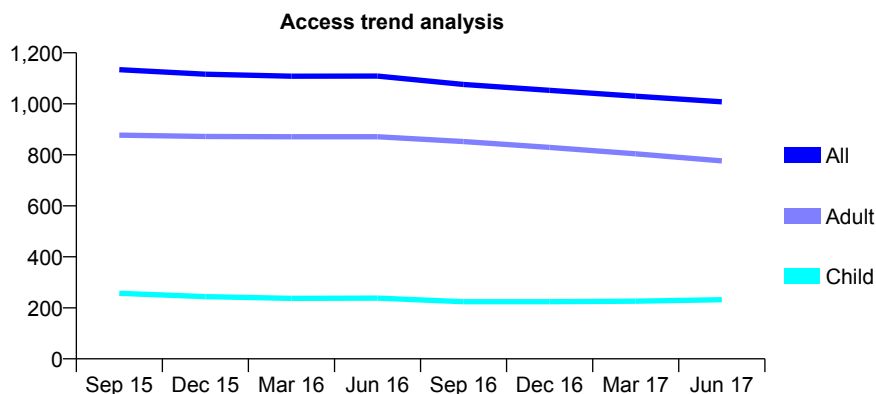
Q46 - Vital Signs At a Glance Contract Report for 235881/0001 - June 2017

Name or company name	MR S HELM
Contract type name	GDS Contract
Purpose of contract	General
Contract start date	01/04/2006
Contract end date	

17/18 Contracted general activity (UDA)	4,822
Carry forward general activity (UDA)	0
17/18 Contracted orthodontic activity (UOA)	0
Carry forward orthodontic activity (UOA)	0
Baseline contract value	£155,257.91

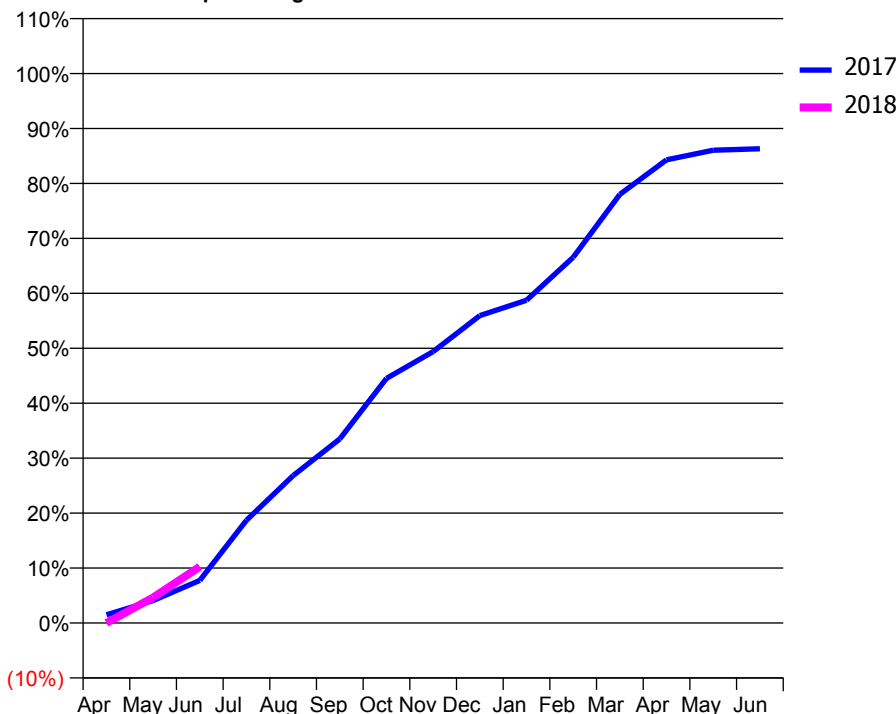
ACCESS*

Patients seen in 24 months	Total	Change since previous quarter
Quarter ending June 2016	1,109	
Quarter ending September 2016	1,076	↓
Quarter ending December 2016	1,053	↓
Quarter ending March 2017	1,030	↓
Quarter ending June 2017	1,008	↓
Variance since June 2016	(9.1%)	↓



ACTIVITY

Cumulative percentage of contracted UDA delivered 2017 & 2018



Month	Adjusted Scheduled Activity (UDA)	
	2017	2018
April	72	0
May	198	224
June	374	495
July	902	
August	1,294	
September	1,615	
October	2,147	
November	2,381	
December	2,698	
January	2,832	
February	3,209	
March	3,761	
April	4,065	
May	4,148	
June	4,162	

QUALITY

	Quantity	Base Number	Contract	AT	Region	England
% of FP17s for the same patient ID Re-attending within 3 months - Children	8	81	9.9%	12.1%	13.0%	12.0%
% of FP17s for the same patient ID Re-attending within 3 months - Adults	40	218	18.3%	16.9%	16.6%	16.0%
% of FP17s for the same patient ID Re-attending between 3 & 9 months - Children	36	81	44.4%	57.7%	59.5%	58.0%
% of FP17s for the same patient ID Re-attending between 3 & 9 months - Adults	70	218	32.1%	51.0%	53.1%	50.9%
% of FP17s for Band 1 Urgent Courses	34	197	17.3%	10.6%	9.3%	9.1%
% of FP17s Relating to Free Repair or Replacements	2	197	1.0%	0.9%	1.0%	0.8%
% of FP17s Relating to Continuations	2	197	1.0%	1.1%	1.3%	1.1%
% of Patients satisfied with the dentistry they have received	3	4	N/A	91.0%	91.9%	91.7%
% of Patients satisfied with the time they had to wait for an appointment	4	4	N/A	87.5%	88.7%	88.0%

* This is based on patients treated on this contract for their most recent course of treatment. Figures in italics indicate the base number of FP17s or Patient Questionnaire responses are less than 100. N/A is shown where the base number of responses is less than 10 during the period. % is calculated as Quantity/Base number*100

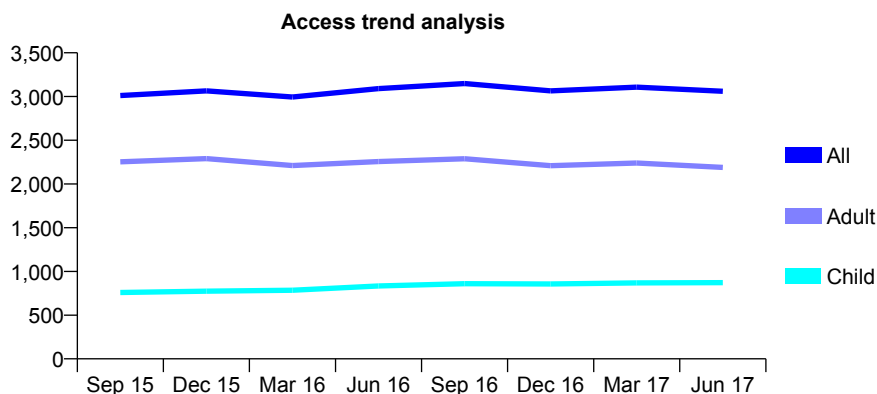
Q46 - Vital Signs At a Glance Contract Report for 238422/0002 - June 2017

Name or company name	MR A HOLLAND
Contract type name	GDS Contract
Purpose of contract	General
Contract start date	01/04/2006
Contract end date	

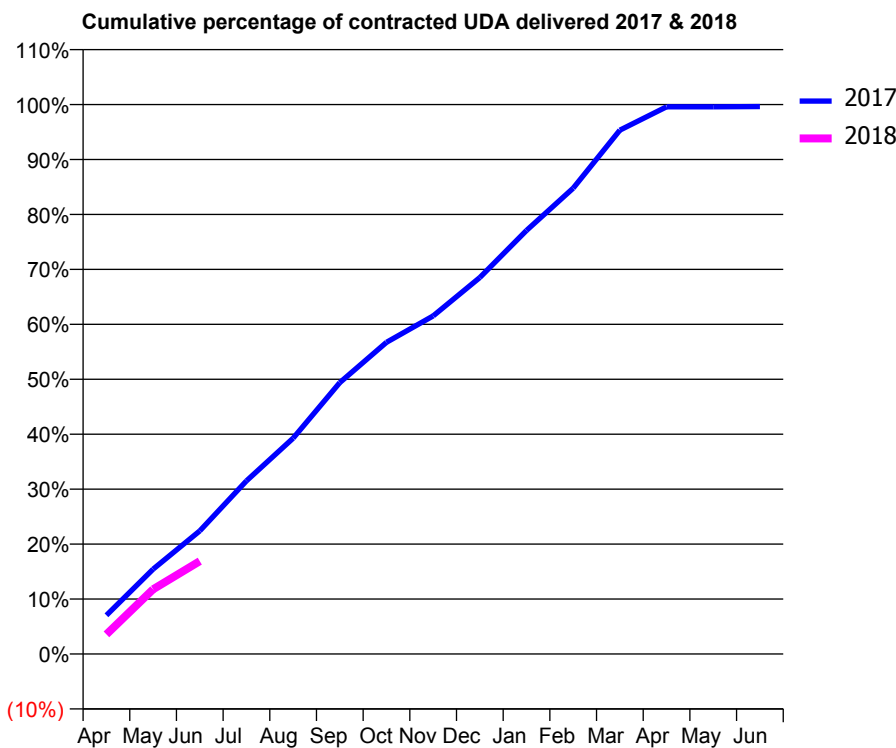
17/18 Contracted general activity (UDA)	8,912
Carry forward general activity (UDA)	0
17/18 Contracted orthodontic activity (UOA)	0
Carry forward orthodontic activity (UOA)	0
Baseline contract value	£274,042.59

ACCESS*

Patients seen in 24 months	Total	Change since previous quarter
Quarter ending June 2016	3,090	
Quarter ending September 2016	3,148	→
Quarter ending December 2016	3,065	↓
Quarter ending March 2017	3,108	→
Quarter ending June 2017	3,060	↓
Variance since June 2016	(1.0%)	→



ACTIVITY



Month	Adjusted Scheduled Activity (UDA)	
	2017	2018
April	628	319
May	1,376	1,050
June	1,997	1,506
July	2,807	
August	3,501	
September	4,402	
October	5,055	
November	5,484	
December	6,106	
January	6,870	
February	7,555	
March	8,496	
April	8,875	
May	8,875	
June	8,878	

QUALITY

	Quantity	Base Number	Contract	AT	Region	England
% of FP17s for the same patient ID Re-attending within 3 months - Children	32	288	11.1%	12.1%	13.0%	12.0%
% of FP17s for the same patient ID Re-attending within 3 months - Adults	136	594	22.9%	16.9%	16.6%	16.0%
% of FP17s for the same patient ID Re-attending between 3 & 9 months - Children	123	288	42.7%	57.7%	59.5%	58.0%
% of FP17s for the same patient ID Re-attending between 3 & 9 months - Adults	188	594	31.6%	51.0%	53.1%	50.9%
% of FP17s for Band 1 Urgent Courses	182	727	25.0%	10.6%	9.3%	9.1%
% of FP17s Relating to Free Repair or Replacements	7	727	1.0%	0.9%	1.0%	0.8%
% of FP17s Relating to Continuations	8	727	1.1%	1.1%	1.3%	1.1%
% of Patients satisfied with the dentistry they have received	5	5	N/A	91.0%	91.9%	91.7%
% of Patients satisfied with the time they had to wait for an appointment	5	5	N/A	87.5%	88.7%	88.0%

* This is based on patients treated on this contract for their most recent course of treatment. Figures in italics indicate the base number of FP17s or Patient Questionnaire responses are less than 100. N/A is shown where the base number of responses is less than 10 during the period. % is calculated as Quantity/Base number*100

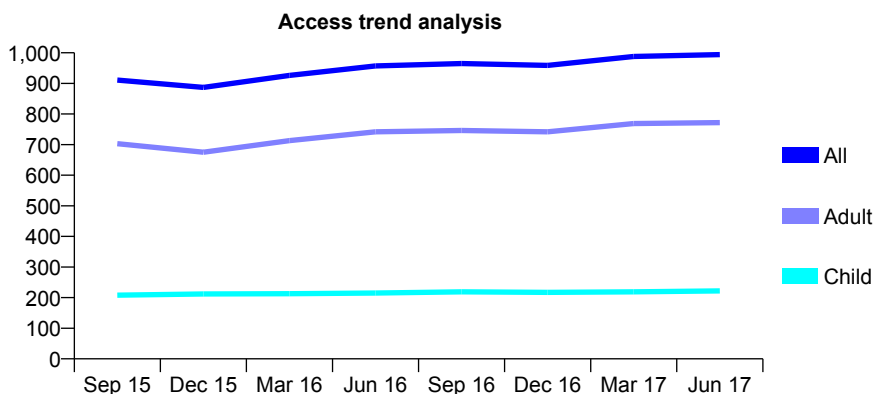
Q46 - Vital Signs At a Glance Contract Report for 238422/0003 - June 2017

Name or company name	MR A HOLLAND
Contract type name	GDS Contract
Purpose of contract	General
Contract start date	01/04/2006
Contract end date	

17/18 Contracted general activity (UDA)	2,713
Carry forward general activity (UDA)	0
17/18 Contracted orthodontic activity (UOA)	0
Carry forward orthodontic activity (UOA)	0
Baseline contract value	£87,332.98

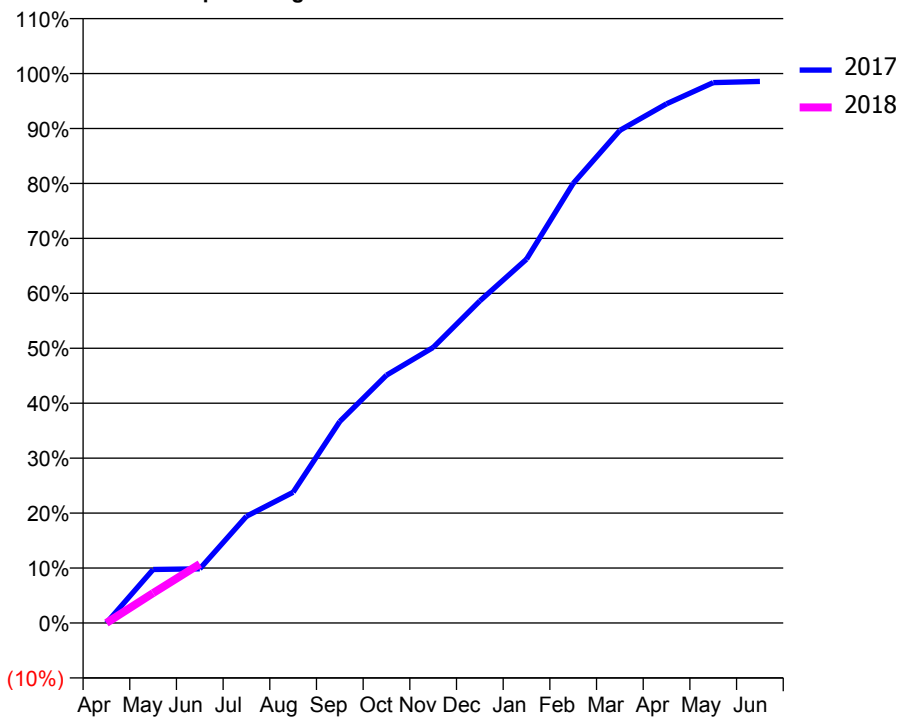
ACCESS*

Patients seen in 24 months	Total	Change since previous quarter
Quarter ending June 2016	957	
Quarter ending September 2016	965	→
Quarter ending December 2016	959	→
Quarter ending March 2017	988	↑
Quarter ending June 2017	994	→
Variance since June 2016	3.9%	↑



ACTIVITY

Cumulative percentage of contracted UDA delivered 2017 & 2018



Adjusted Scheduled Activity (UDA)

Month	2017	2018
April	0	0
May	264	148
June	267	291
July	527	
August	646	
September	995	
October	1,224	
November	1,360	
December	1,590	
January	1,796	
February	2,170	
March	2,433	
April	2,563	
May	2,668	
June	2,674	

QUALITY

	Quantity	Base Number	Contract	AT	Region	England
% of FP17s for the same patient ID Re-attending within 3 months - Children	5	50	10.0%	12.1%	13.0%	12.0%
% of FP17s for the same patient ID Re-attending within 3 months - Adults	21	148	14.2%	16.9%	16.6%	16.0%
% of FP17s for the same patient ID Re-attending between 3 & 9 months - Children	22	50	44.0%	57.7%	59.5%	58.0%
% of FP17s for the same patient ID Re-attending between 3 & 9 months - Adults	39	148	26.4%	51.0%	53.1%	50.9%
% of FP17s for Band 1 Urgent Courses	37	116	31.9%	10.6%	9.3%	9.1%
% of FP17s Relating to Free Repair or Replacements	0	116	0.0%	0.9%	1.0%	0.8%
% of FP17s Relating to Continuations	1	116	0.9%	1.1%	1.3%	1.1%
% of Patients satisfied with the dentistry they have received	0	0	N/A	91.0%	91.9%	91.7%
% of Patients satisfied with the time they had to wait for an appointment	0	0	N/A	87.5%	88.7%	88.0%

* This is based on patients treated on this contract for their most recent course of treatment. Figures in italics indicate the base number of FP17s or Patient Questionnaire responses are less than 100. N/A is shown where the base number of responses is less than 10 during the period. % is calculated as Quantity/Base number*100

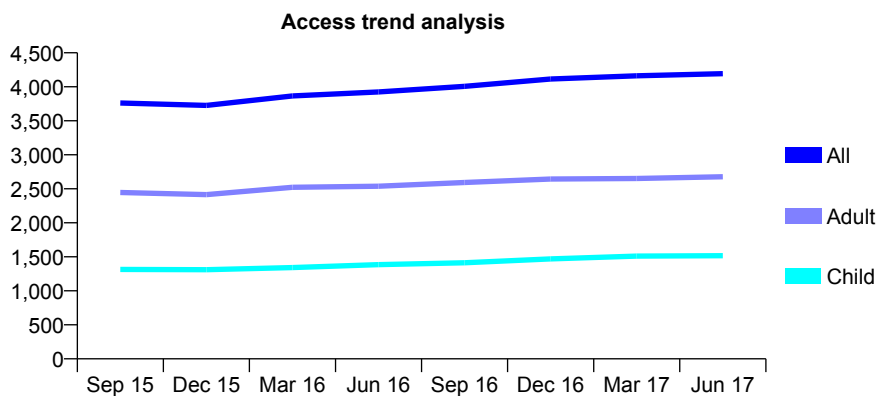
Q46 - Vital Signs At a Glance Contract Report for 238821/0001 - June 2017

Name or company name	MR AS HASNAIN
Contract type name	GDS Contract
Purpose of contract	General
Contract start date	01/04/2006
Contract end date	

17/18 Contracted general activity (UDA)	13,879
Carry forward general activity (UDA)	0
17/18 Contracted orthodontic activity (UOA)	0
Carry forward orthodontic activity (UOA)	0
Baseline contract value	£466,796.06

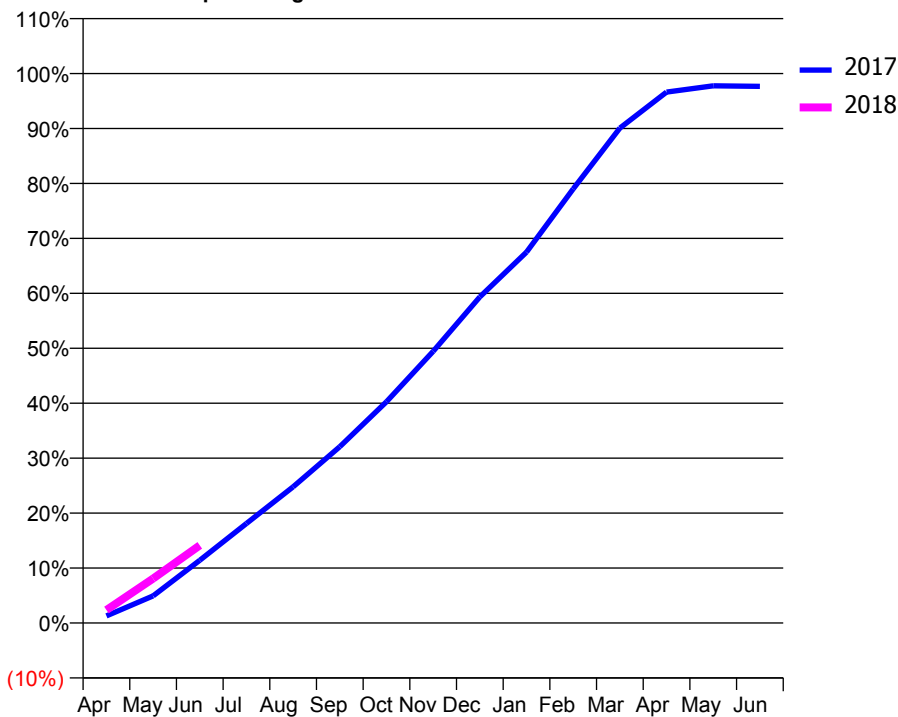
ACCESS*

Patients seen in 24 months	Total	Change since previous quarter
Quarter ending June 2016	3,925	
Quarter ending September 2016	4,006	↑
Quarter ending December 2016	4,115	↑
Quarter ending March 2017	4,162	→
Quarter ending June 2017	4,194	→
Variance since June 2016	6.9%	↑



ACTIVITY

Cumulative percentage of contracted UDA delivered 2017 & 2018



Month	Adjusted Scheduled Activity (UDA)	
	2017	2018
April	180	328
May	687	1,123
June	1,583	1,962
July	2,514	
August	3,440	
September	4,454	
October	5,588	
November	6,861	
December	8,237	
January	9,367	
February	10,964	
March	12,501	
April	13,410	
May	13,567	
June	13,555	

QUALITY

	Quantity	Base Number	Contract	AT	Region	England
% of FP17s for the same patient ID Re-attending within 3 months - Children	57	434	13.1%	12.1%	13.0%	12.0%
% of FP17s for the same patient ID Re-attending within 3 months - Adults	97	657	14.8%	16.9%	16.6%	16.0%
% of FP17s for the same patient ID Re-attending between 3 & 9 months - Children	147	434	33.9%	57.7%	59.5%	58.0%
% of FP17s for the same patient ID Re-attending between 3 & 9 months - Adults	168	657	25.6%	51.0%	53.1%	50.9%
% of FP17s for Band 1 Urgent Courses	133	770	17.3%	10.6%	9.3%	9.1%
% of FP17s Relating to Free Repair or Replacements	0	770	0.0%	0.9%	1.0%	0.8%
% of FP17s Relating to Continuations	0	770	0.0%	1.1%	1.3%	1.1%
% of Patients satisfied with the dentistry they have received	2	2	N/A	91.0%	91.9%	91.7%
% of Patients satisfied with the time they had to wait for an appointment	1	2	N/A	87.5%	88.7%	88.0%

* This is based on patients treated on this contract for their most recent course of treatment. Figures in italics indicate the base number of FP17s or Patient Questionnaire responses are less than 100. N/A is shown where the base number of responses is less than 10 during the period. % is calculated as Quantity/Base number*100

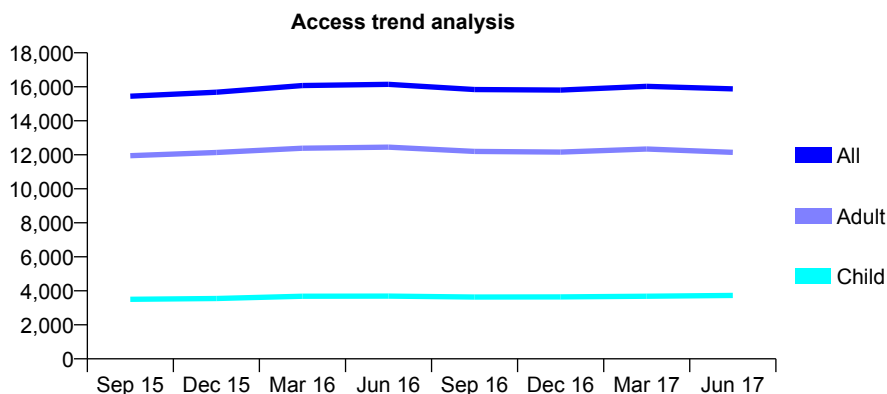
Q46 - Vital Signs At a Glance Contract Report for 239615/0001 - June 2017

Name or company name	MR RS SINGH
Contract type name	GDS Contract
Purpose of contract	General and Orthodontic
Contract start date	01/04/2006
Contract end date	

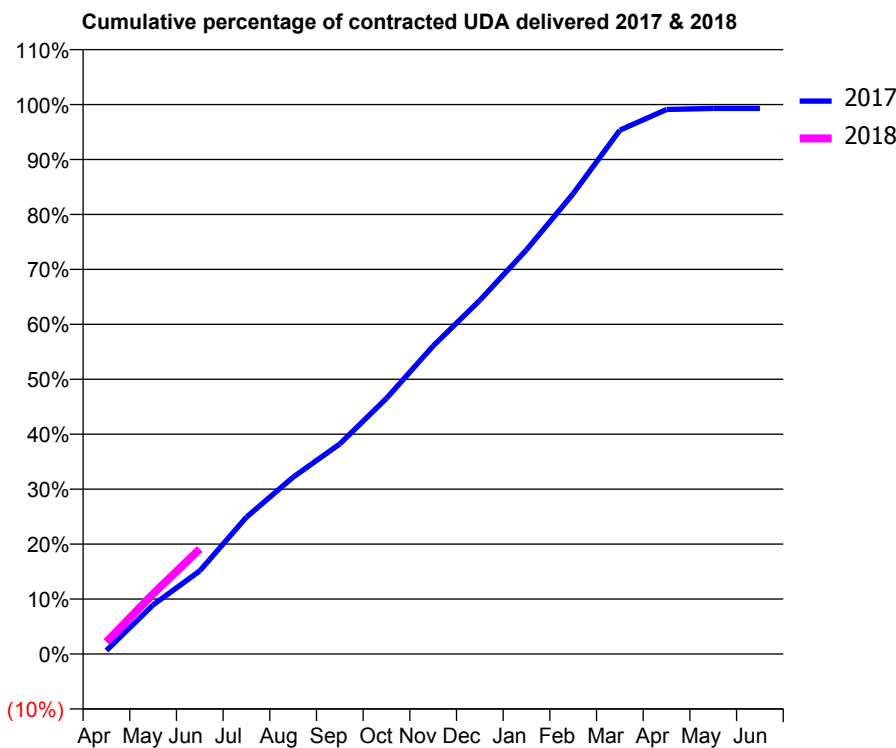
17/18 Contracted general activity (UDA)	39,521
Carry forward general activity (UDA)	0
17/18 Contracted orthodontic activity (UOA)	1,091
Carry forward orthodontic activity (UOA)	0
Baseline contract value	£1,371,951.41

ACCESS*

Patients seen in 24 months	Total	Change since previous quarter
Quarter ending June 2016	16,146	
Quarter ending September 2016	15,836	↓
Quarter ending December 2016	15,805	→
Quarter ending March 2017	16,024	→
Quarter ending June 2017	15,879	→
Variance since June 2016	(1.7%)	↓



ACTIVITY



Month	Adjusted Scheduled Activity (UDA)	
	2017	2018
April	256	865
May	3,537	4,329
June	5,982	7,555
July	9,848	
August	12,726	
September	15,105	
October	18,392	
November	22,159	
December	25,439	
January	29,073	
February	33,110	
March	37,677	
April	39,163	
May	39,240	
June	39,241	

QUALITY

	Quantity	Base Number	Contract	AT	Region	England
% of FP17s for the same patient ID Re-attending within 3 months - Children	91	1,011	9.0%	12.1%	13.0%	12.0%
% of FP17s for the same patient ID Re-attending within 3 months - Adults	583	3,612	16.1%	16.9%	16.6%	16.0%
% of FP17s for the same patient ID Re-attending between 3 & 9 months - Children	342	1,011	33.8%	57.7%	59.5%	58.0%
% of FP17s for the same patient ID Re-attending between 3 & 9 months - Adults	1,639	3,612	45.4%	51.0%	53.1%	50.9%
% of FP17s for Band 1 Urgent Courses	253	3,816	6.6%	10.6%	9.3%	9.1%
% of FP17s Relating to Free Repair or Replacements	23	3,816	0.6%	0.9%	1.0%	0.8%
% of FP17s Relating to Continuations	19	3,816	0.5%	1.1%	1.3%	1.1%
% of Patients satisfied with the dentistry they have received	13	13	100.0%	91.0%	91.9%	91.7%
% of Patients satisfied with the time they had to wait for an appointment	12	13	92.3%	87.5%	88.7%	88.0%

* This is based on patients treated on this contract for their most recent course of treatment. Figures in italics indicate the base number of FP17s or Patient Questionnaire responses are less than 100. N/A is shown where the base number of responses is less than 10 during the period. % is calculated as Quantity/Base number*100

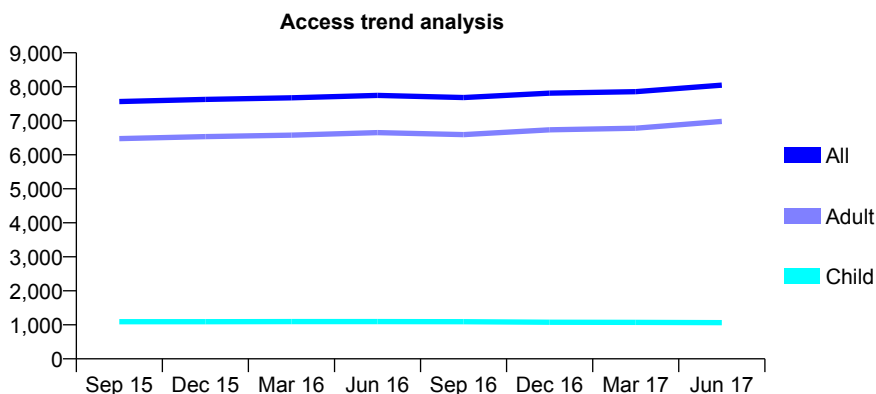
Q46 - Vital Signs At a Glance Contract Report for 243698/0001 - June 2017

Name or company name	MR A SALEEM
Contract type name	GDS Contract
Purpose of contract	General
Contract start date	01/04/2006
Contract end date	

17/18 Contracted general activity (UDA)	26,900
Carry forward general activity (UDA)	0
17/18 Contracted orthodontic activity (UOA)	0
Carry forward orthodontic activity (UOA)	0
Baseline contract value	£803,370.60

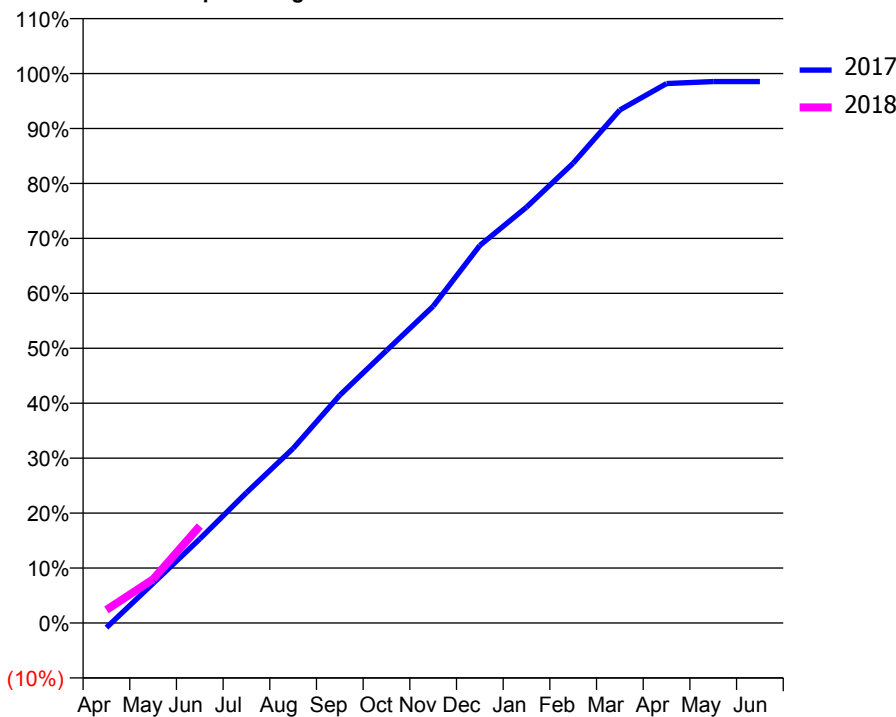
ACCESS*

Patients seen in 24 months	Total	Change since previous quarter
Quarter ending June 2016	7,748	
Quarter ending September 2016	7,685	→
Quarter ending December 2016	7,815	→
Quarter ending March 2017	7,855	→
Quarter ending June 2017	8,048	↑
Variance since June 2016	3.9%	↑



ACTIVITY

Cumulative percentage of contracted UDA delivered 2017 & 2018



Month	Adjusted Scheduled Activity (UDA)	
	2017	2018
April	-234	640
May	1,942	2,146
June	4,118	4,749
July	6,381	
August	8,546	
September	11,154	
October	13,337	
November	15,506	
December	18,486	
January	20,358	
February	22,512	
March	25,117	
April	26,405	
May	26,504	
June	26,505	

QUALITY

	Quantity	Base Number	Contract	AT	Region	England
% of FP17s for the same patient ID Re-attending within 3 months - Children	45	396	11.4%	12.1%	13.0%	12.0%
% of FP17s for the same patient ID Re-attending within 3 months - Adults	372	2,306	16.1%	16.9%	16.6%	16.0%
% of FP17s for the same patient ID Re-attending between 3 & 9 months - Children	225	396	56.8%	57.7%	59.5%	58.0%
% of FP17s for the same patient ID Re-attending between 3 & 9 months - Adults	1,021	2,306	44.3%	51.0%	53.1%	50.9%
% of FP17s for Band 1 Urgent Courses	296	1,895	15.6%	10.6%	9.3%	9.1%
% of FP17s Relating to Free Repair or Replacements	30	1,895	1.6%	0.9%	1.0%	0.8%
% of FP17s Relating to Continuations	19	1,895	1.0%	1.1%	1.3%	1.1%
% of Patients satisfied with the dentistry they have received	5	5	N/A	91.0%	91.9%	91.7%
% of Patients satisfied with the time they had to wait for an appointment	2	5	N/A	87.5%	88.7%	88.0%

* This is based on patients treated on this contract for their most recent course of treatment. Figures in italics indicate the base number of FP17s or Patient Questionnaire responses are less than 100. N/A is shown where the base number of responses is less than 10 during the period. % is calculated as Quantity/Base number*100

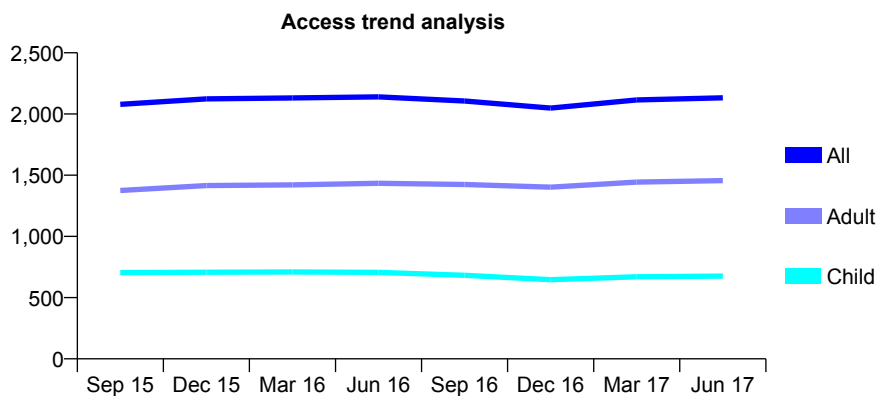
Q46 - Vital Signs At a Glance Contract Report for 243698/0002 - June 2017

Name or company name	MR A SALEEM PARTNERSHIP
Contract type name	GDS Contract
Purpose of contract	General
Contract start date	10/10/2008
Contract end date	

17/18 Contracted general activity (UDA)	6,803
Carry forward general activity (UDA)	0
17/18 Contracted orthodontic activity (UOA)	0
Carry forward orthodontic activity (UOA)	0
Baseline contract value	£179,118.71

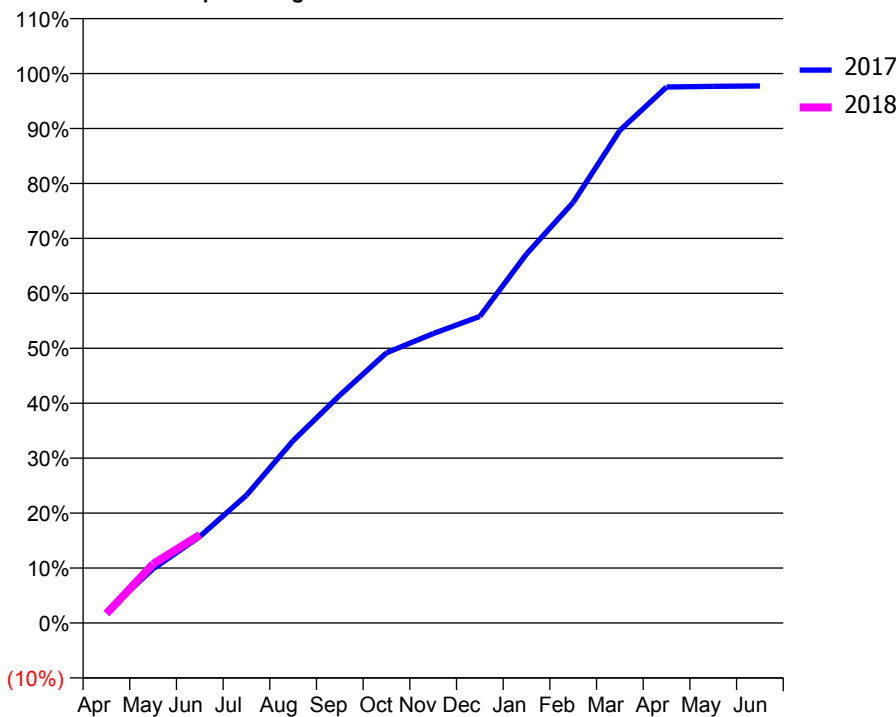
ACCESS*

Patients seen in 24 months	Total	Change since previous quarter
Quarter ending June 2016	2,140	
Quarter ending September 2016	2,106	↓
Quarter ending December 2016	2,049	↓
Quarter ending March 2017	2,115	↑
Quarter ending June 2017	2,132	→
Variance since June 2016	(0.4%)	→



ACTIVITY

Cumulative percentage of contracted UDA delivered 2017 & 2018



Adjusted Scheduled Activity (UDA)

Month	2017	2018
April	140	117
May	670	732
June	1,071	1,092
July	1,583	
August	2,258	
September	2,821	
October	3,346	
November	3,583	
December	3,796	
January	4,568	
February	5,208	
March	6,099	
April	6,636	
May	6,645	
June	6,649	

QUALITY

	Quantity	Base Number	Contract	AT	Region	England
% of FP17s for the same patient ID Re-attending within 3 months - Children	24	240	10.0%	12.1%	13.0%	12.0%
% of FP17s for the same patient ID Re-attending within 3 months - Adults	99	498	19.9%	16.9%	16.6%	16.0%
% of FP17s for the same patient ID Re-attending between 3 & 9 months - Children	135	240	56.3%	57.7%	59.5%	58.0%
% of FP17s for the same patient ID Re-attending between 3 & 9 months - Adults	225	498	45.2%	51.0%	53.1%	50.9%
% of FP17s for Band 1 Urgent Courses	54	561	9.6%	10.6%	9.3%	9.1%
% of FP17s Relating to Free Repair or Replacements	2	561	0.4%	0.9%	1.0%	0.8%
% of FP17s Relating to Continuations	2	561	0.4%	1.1%	1.3%	1.1%
% of Patients satisfied with the dentistry they have received	2	2	N/A	91.0%	91.9%	91.7%
% of Patients satisfied with the time they had to wait for an appointment	2	2	N/A	87.5%	88.7%	88.0%

* This is based on patients treated on this contract for their most recent course of treatment. Figures in italics indicate the base number of FP17s or Patient Questionnaire responses are less than 100. N/A is shown where the base number of responses is less than 10 during the period. % is calculated as Quantity/Base number*100

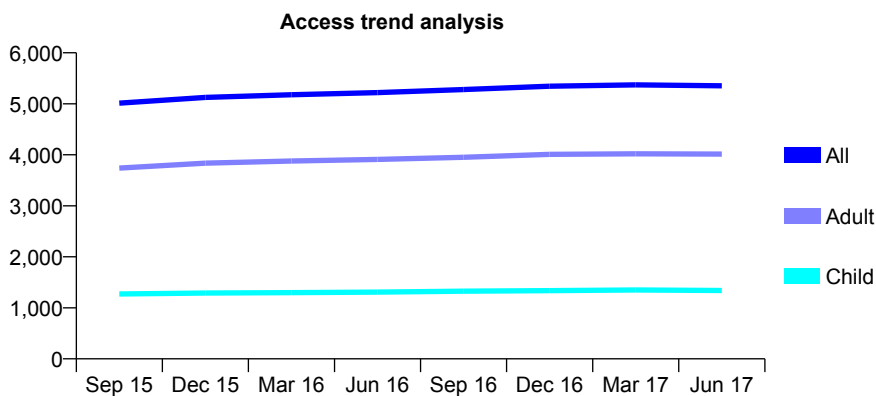
Q46 - Vital Signs At a Glance Contract Report for 245372/0005 - June 2017

Name or company name	Seedat, Ahmed and Hashmi
Contract type name	GDS Contract
Purpose of contract	General
Contract start date	18/12/2008
Contract end date	

17/18 Contracted general activity (UDA)	20,000
Carry forward general activity (UDA)	0
17/18 Contracted orthodontic activity (UOA)	0
Carry forward orthodontic activity (UOA)	0
Baseline contract value	£488,945.07

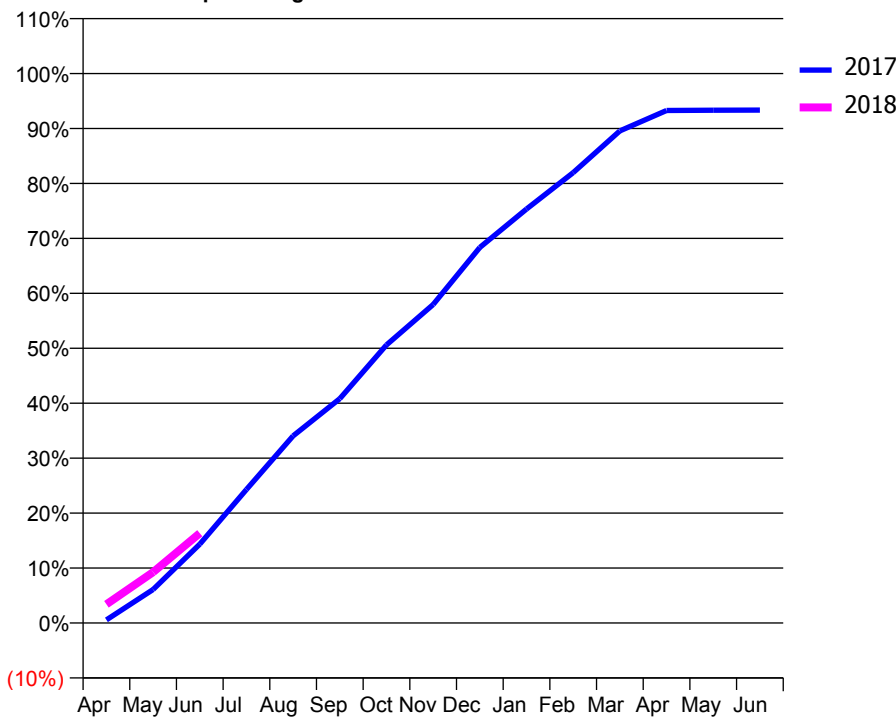
ACCESS*

Patients seen in 24 months	Total	Change since previous quarter
Quarter ending June 2016	5,219	
Quarter ending September 2016	5,280	→
Quarter ending December 2016	5,346	→
Quarter ending March 2017	5,370	→
Quarter ending June 2017	5,354	→
Variance since June 2016	2.6%	↑



ACTIVITY

Cumulative percentage of contracted UDA delivered 2017 & 2018



Month	Adjusted Scheduled Activity (UDA)	
	2017	2018
April	114	682
May	1,220	1,851
June	2,871	3,269
July	4,863	
August	6,810	
September	8,168	
October	10,122	
November	11,590	
December	13,671	
January	15,065	
February	16,393	
March	17,912	
April	18,653	
May	18,663	
June	18,669	

QUALITY

	Quantity	Base Number	Contract	AT	Region	England
% of FP17s for the same patient ID Re-attending within 3 months - Children	32	569	5.6%	12.1%	13.0%	12.0%
% of FP17s for the same patient ID Re-attending within 3 months - Adults	141	1,447	9.7%	16.9%	16.6%	16.0%
% of FP17s for the same patient ID Re-attending between 3 & 9 months - Children	412	569	72.4%	57.7%	59.5%	58.0%
% of FP17s for the same patient ID Re-attending between 3 & 9 months - Adults	970	1,447	67.0%	51.0%	53.1%	50.9%
% of FP17s for Band 1 Urgent Courses	89	1,664	5.3%	10.6%	9.3%	9.1%
% of FP17s Relating to Free Repair or Replacements	6	1,664	0.4%	0.9%	1.0%	0.8%
% of FP17s Relating to Continuations	7	1,664	0.4%	1.1%	1.3%	1.1%
% of Patients satisfied with the dentistry they have received	8	10	80.0%	91.0%	91.9%	91.7%
% of Patients satisfied with the time they had to wait for an appointment	9	10	90.0%	87.5%	88.7%	88.0%

* This is based on patients treated on this contract for their most recent course of treatment. Figures in italics indicate the base number of FP17s or Patient Questionnaire responses are less than 100. N/A is shown where the base number of responses is less than 10 during the period. % is calculated as Quantity/Base number*100

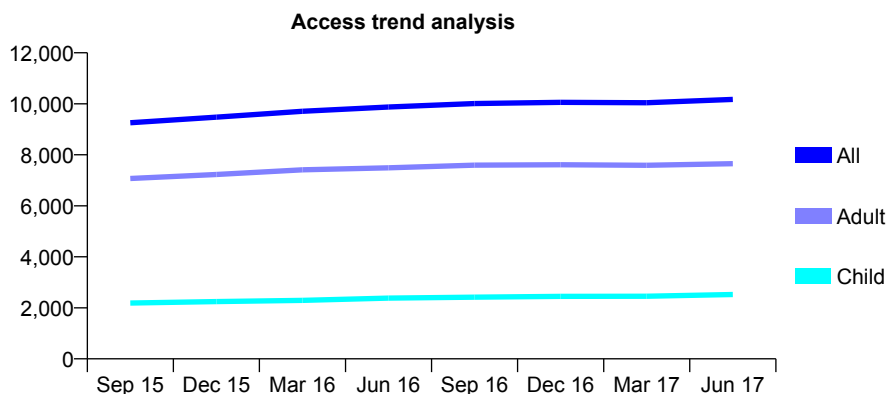
Q46 - Vital Signs At a Glance Contract Report for 245372/0006 - June 2017

Name or company name	MR KK SARANGI
Contract type name	GDS Contract
Purpose of contract	General
Contract start date	01/04/2011
Contract end date	

17/18 Contracted general activity (UDA)	29,210
Carry forward general activity (UDA)	0
17/18 Contracted orthodontic activity (UOA)	0
Carry forward orthodontic activity (UOA)	0
Baseline contract value	£714,105.06

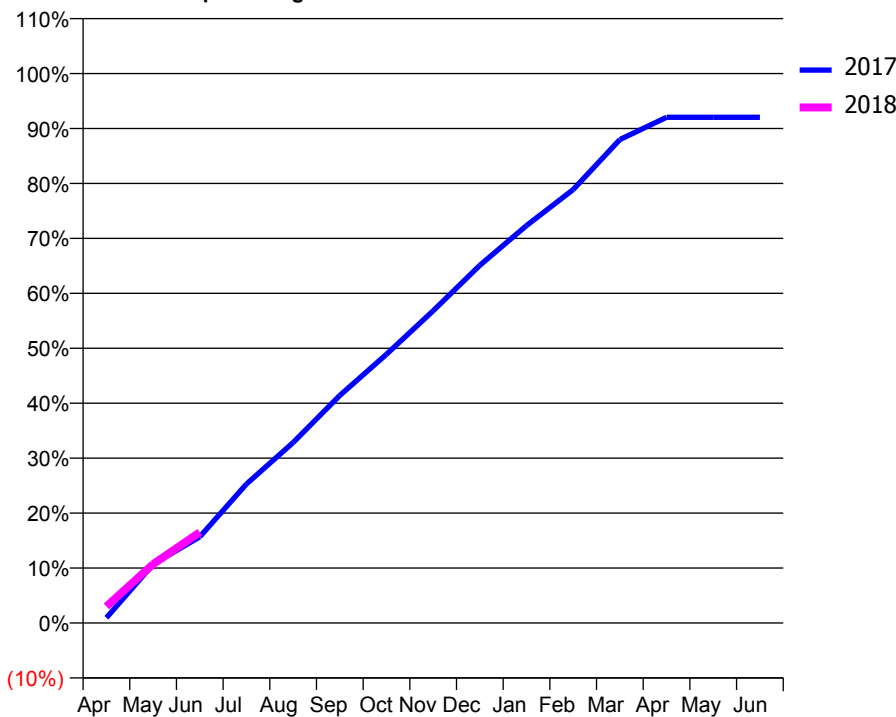
ACCESS*

Patients seen in 24 months	Total	Change since previous quarter
Quarter ending June 2016	9,872	
Quarter ending September 2016	10,013	→
Quarter ending December 2016	10,058	→
Quarter ending March 2017	10,042	→
Quarter ending June 2017	10,175	→
Variance since June 2016	3.1%	↑



ACTIVITY

Cumulative percentage of contracted UDA delivered 2017 & 2018



Month	Adjusted Scheduled Activity (UDA)	
	2017	2018
April	279	882
May	3,126	3,130
June	4,582	4,820
July	7,391	
August	9,594	
September	12,099	
October	14,289	
November	16,599	
December	19,016	
January	21,125	
February	23,038	
March	25,699	
April	26,886	
May	26,884	
June	26,884	

QUALITY

	Quantity	Base Number	Contract	AT	Region	England
% of FP17s for the same patient ID Re-attending within 3 months - Children	53	891	5.9%	12.1%	13.0%	12.0%
% of FP17s for the same patient ID Re-attending within 3 months - Adults	305	2,681	11.4%	16.9%	16.6%	16.0%
% of FP17s for the same patient ID Re-attending between 3 & 9 months - Children	584	891	65.5%	57.7%	59.5%	58.0%
% of FP17s for the same patient ID Re-attending between 3 & 9 months - Adults	1,740	2,681	64.9%	51.0%	53.1%	50.9%
% of FP17s for Band 1 Urgent Courses	162	2,944	5.5%	10.6%	9.3%	9.1%
% of FP17s Relating to Free Repair or Replacements	16	2,944	0.5%	0.9%	1.0%	0.8%
% of FP17s Relating to Continuations	34	2,944	1.2%	1.1%	1.3%	1.1%
% of Patients satisfied with the dentistry they have received	14	14	100.0%	91.0%	91.9%	91.7%
% of Patients satisfied with the time they had to wait for an appointment	8	14	57.1%	87.5%	88.7%	88.0%

* This is based on patients treated on this contract for their most recent course of treatment. Figures in italics indicate the base number of FP17s or Patient Questionnaire responses are less than 100. N/A is shown where the base number of responses is less than 10 during the period. % is calculated as Quantity/Base number*100

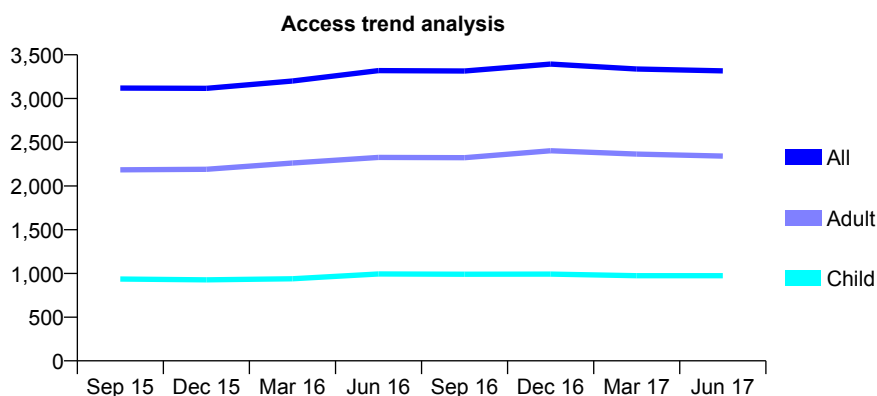
Q46 - Vital Signs At a Glance Contract Report for 245658/0001 - June 2017

Name or company name	MR K HAMEED
Contract type name	GDS Contract
Purpose of contract	General
Contract start date	01/04/2006
Contract end date	

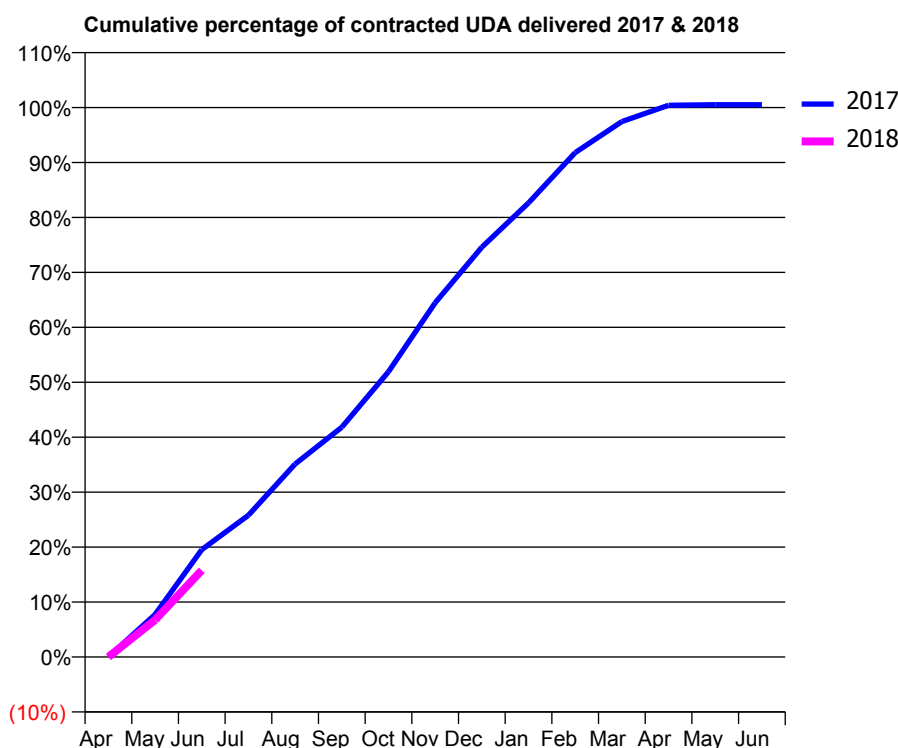
17/18 Contracted general activity (UDA)	8,433
Carry forward general activity (UDA)	0
17/18 Contracted orthodontic activity (UOA)	0
Carry forward orthodontic activity (UOA)	0
Baseline contract value	£228,071.95

ACCESS*

Patients seen in 24 months	Total	Change since previous quarter
Quarter ending June 2016	3,320	
Quarter ending September 2016	3,315	→
Quarter ending December 2016	3,394	↑
Quarter ending March 2017	3,338	↓
Quarter ending June 2017	3,316	→
Variance since June 2016	(0.1%)	→



ACTIVITY



Month	Adjusted Scheduled Activity (UDA)	
	2017	2018
April	3	0
May	654	570
June	1,648	1,331
July	2,177	
August	2,962	
September	3,527	
October	4,378	
November	5,436	
December	6,289	
January	6,969	
February	7,742	
March	8,218	
April	8,467	
May	8,475	
June	8,475	

QUALITY

	Quantity	Base Number	Contract	AT	Region	England
% of FP17s for the same patient ID Re-attending within 3 months - Children	16	304	5.3%	12.1%	13.0%	12.0%
% of FP17s for the same patient ID Re-attending within 3 months - Adults	94	609	15.4%	16.9%	16.6%	16.0%
% of FP17s for the same patient ID Re-attending between 3 & 9 months - Children	215	304	70.7%	57.7%	59.5%	58.0%
% of FP17s for the same patient ID Re-attending between 3 & 9 months - Adults	350	609	57.5%	51.0%	53.1%	50.9%
% of FP17s for Band 1 Urgent Courses	46	777	5.9%	10.6%	9.3%	9.1%
% of FP17s Relating to Free Repair or Replacements	1	777	0.1%	0.9%	1.0%	0.8%
% of FP17s Relating to Continuations	9	777	1.2%	1.1%	1.3%	1.1%
% of Patients satisfied with the dentistry they have received	3	3	N/A	91.0%	91.9%	91.7%
% of Patients satisfied with the time they had to wait for an appointment	3	3	N/A	87.5%	88.7%	88.0%

* This is based on patients treated on this contract for their most recent course of treatment. Figures in italics indicate the base number of FP17s or Patient Questionnaire responses are less than 100. N/A is shown where the base number of responses is less than 10 during the period. % is calculated as Quantity/Base number*100

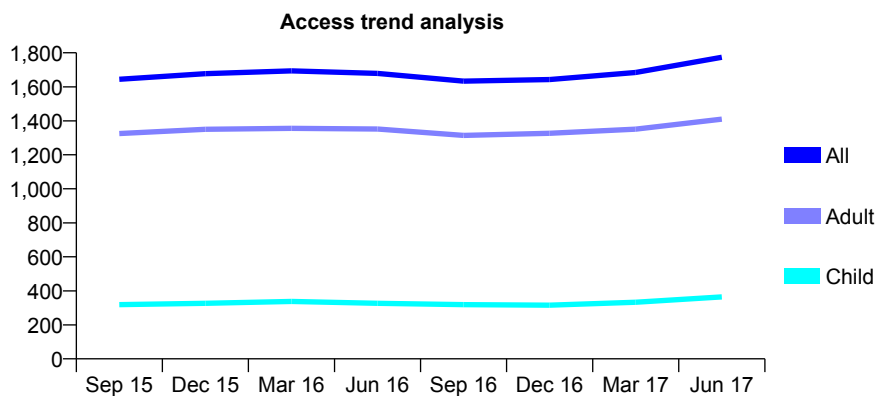
Q46 - Vital Signs At a Glance Contract Report for 246441/0001 - June 2017

Name or company name	MR R KEIGHOBADI
Contract type name	GDS Contract
Purpose of contract	General
Contract start date	01/04/2006
Contract end date	

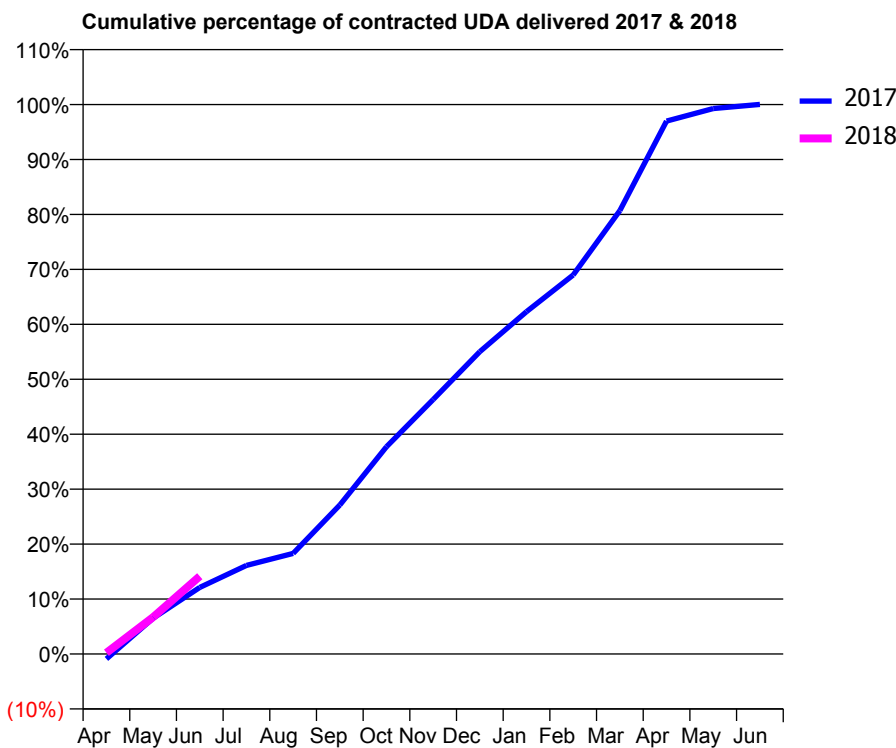
17/18 Contracted general activity (UDA)	5,431
Carry forward general activity (UDA)	0
17/18 Contracted orthodontic activity (UOA)	0
Carry forward orthodontic activity (UOA)	0
Baseline contract value	£141,631.39

ACCESS*

Patients seen in 24 months	Total	Change since previous quarter
Quarter ending June 2016	1,679	
Quarter ending September 2016	1,633	↓
Quarter ending December 2016	1,643	→
Quarter ending March 2017	1,684	↑
Quarter ending June 2017	1,774	↑
Variance since June 2016	5.7%	↑



ACTIVITY



Month	Adjusted Scheduled Activity (UDA)	
	2017	2018
April	-49	12
May	354	364
June	658	769
July	875	
August	994	
September	1,473	
October	2,049	
November	2,516	
December	2,988	
January	3,383	
February	3,747	
March	4,383	
April	5,267	
May	5,390	
June	5,432	

QUALITY

	Quantity	Base Number	Contract	AT	Region	England
% of FP17s for the same patient ID Re-attending within 3 months - Children	7	139	5.0%	12.1%	13.0%	12.0%
% of FP17s for the same patient ID Re-attending within 3 months - Adults	71	506	14.0%	16.9%	16.6%	16.0%
% of FP17s for the same patient ID Re-attending between 3 & 9 months - Children	27	139	19.4%	57.7%	59.5%	58.0%
% of FP17s for the same patient ID Re-attending between 3 & 9 months - Adults	173	506	34.2%	51.0%	53.1%	50.9%
% of FP17s for Band 1 Urgent Courses	45	294	15.3%	10.6%	9.3%	9.1%
% of FP17s Relating to Free Repair or Replacements	1	294	0.3%	0.9%	1.0%	0.8%
% of FP17s Relating to Continuations	2	294	0.7%	1.1%	1.3%	1.1%
% of Patients satisfied with the dentistry they have received	1	1	N/A	91.0%	91.9%	91.7%
% of Patients satisfied with the time they had to wait for an appointment	0	1	N/A	87.5%	88.7%	88.0%

* This is based on patients treated on this contract for their most recent course of treatment. Figures in italics indicate the base number of FP17s or Patient Questionnaire responses are less than 100. N/A is shown where the base number of responses is less than 10 during the period. % is calculated as Quantity/Base number*100

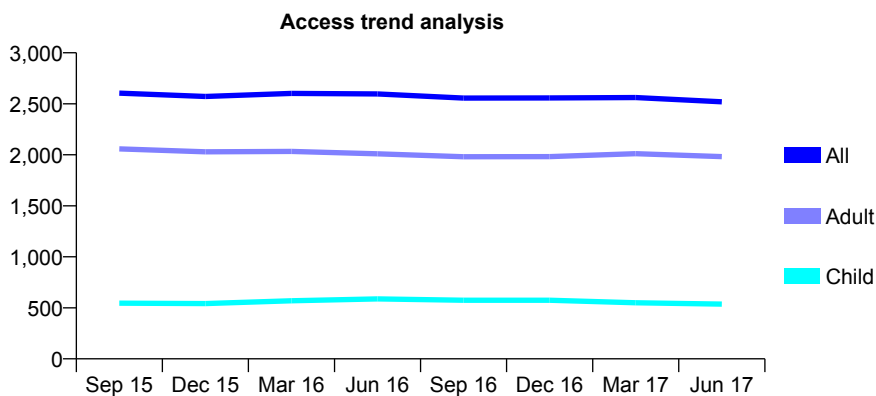
Q46 - Vital Signs At a Glance Contract Report for 253081/0001 - June 2017

Name or company name	MISS GM Zverblis
Contract type name	GDS Contract
Purpose of contract	General
Contract start date	01/04/2006
Contract end date	

17/18 Contracted general activity (UDA)	8,542
Carry forward general activity (UDA)	0
17/18 Contracted orthodontic activity (UOA)	0
Carry forward orthodontic activity (UOA)	0
Baseline contract value	£208,828.43

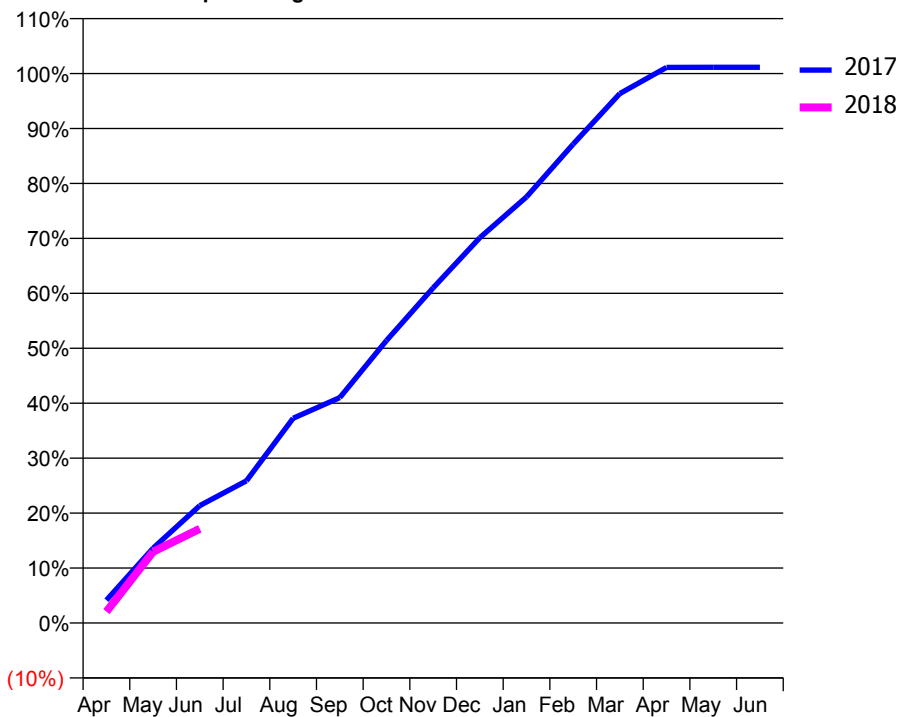
ACCESS*

Patients seen in 24 months	Total	Change since previous quarter
Quarter ending June 2016	2,597	
Quarter ending September 2016	2,556	↓
Quarter ending December 2016	2,557	→
Quarter ending March 2017	2,561	→
Quarter ending June 2017	2,519	↓
Variance since June 2016	(3.0%)	↓



ACTIVITY

Cumulative percentage of contracted UDA delivered 2017 & 2018



QUALITY

	Quantity	Base Number	Contract	AT	Region	England
% of FP17s for the same patient ID Re-attending within 3 months - Children	8	166	4.8%	12.1%	13.0%	12.0%
% of FP17s for the same patient ID Re-attending within 3 months - Adults	149	716	20.8%	16.9%	16.6%	16.0%
% of FP17s for the same patient ID Re-attending between 3 & 9 months - Children	112	166	67.5%	57.7%	59.5%	58.0%
% of FP17s for the same patient ID Re-attending between 3 & 9 months - Adults	415	716	58.0%	51.0%	53.1%	50.9%
% of FP17s for Band 1 Urgent Courses	51	726	7.0%	10.6%	9.3%	9.1%
% of FP17s Relating to Free Repair or Replacements	14	726	1.9%	0.9%	1.0%	0.8%
% of FP17s Relating to Continuations	17	726	2.3%	1.1%	1.3%	1.1%
% of Patients satisfied with the dentistry they have received	5	5	N/A	91.0%	91.9%	91.7%
% of Patients satisfied with the time they had to wait for an appointment	5	5	N/A	87.5%	88.7%	88.0%

* This is based on patients treated on this contract for their most recent course of treatment. Figures in italics indicate the base number of FP17s or Patient Questionnaire responses are less than 100. N/A is shown where the base number of responses is less than 10 during the period. % is calculated as Quantity/Base number*100

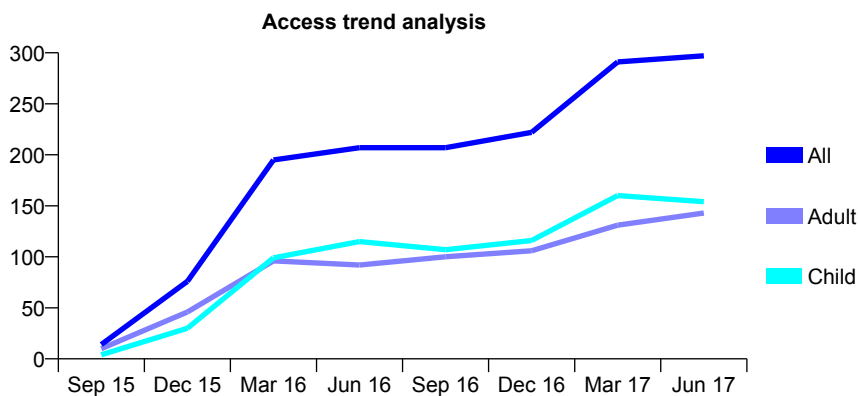
Q46 - Vital Signs At a Glance Contract Report for 253081/0003 - June 2017

Name or company name	MISS GM Zverblis
Contract type name	GDS Contract
Purpose of contract	General
Contract start date	14/09/2015
Contract end date	

17/18 Contracted general activity (UDA)	730
Carry forward general activity (UDA)	0
17/18 Contracted orthodontic activity (UOA)	0
Carry forward orthodontic activity (UOA)	0
Baseline contract value	£17,846.49

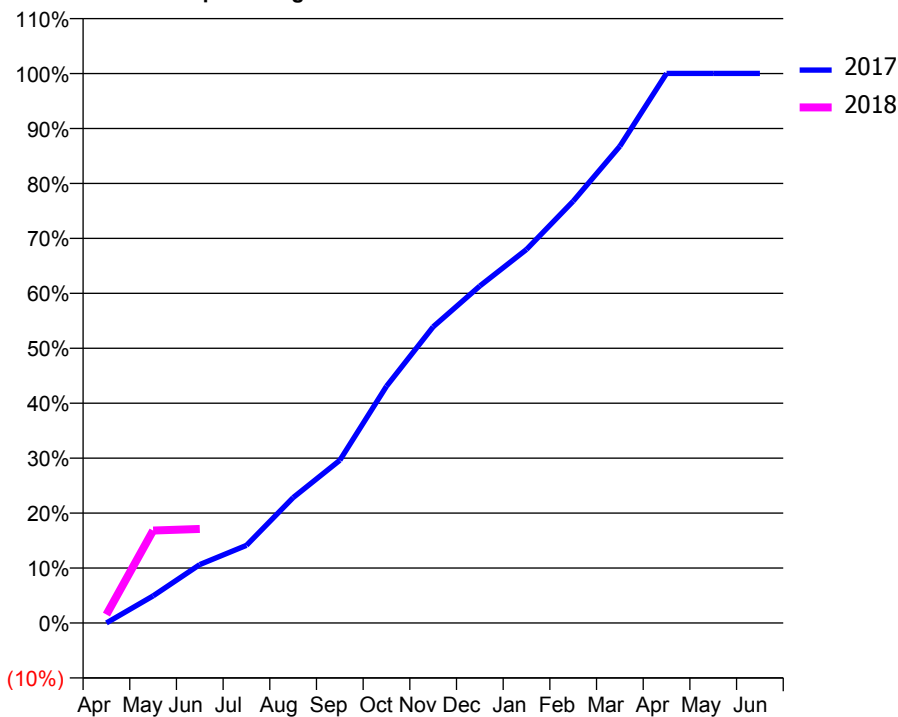
ACCESS*

Patients seen in 24 months	Total	Change since previous quarter
Quarter ending June 2016	207	
Quarter ending September 2016	207	→
Quarter ending December 2016	222	↑
Quarter ending March 2017	291	↑
Quarter ending June 2017	297	↑
Variance since June 2016	43.5%	↑



ACTIVITY

Cumulative percentage of contracted UDA delivered 2017 & 2018



Adjusted Scheduled Activity (UDA)

Month	2017	2018
April	0	11
May	36	123
June	78	125
July	103	
August	167	
September	216	
October	315	
November	394	
December	448	
January	496	
February	560	
March	633	
April	730	
May	730	
June	730	

QUALITY

	Quantity	Base Number	Contract	AT	Region	England
% of FP17s for the same patient ID Re-attending within 3 months - Children	4	63	6.3%	12.1%	13.0%	12.0%
% of FP17s for the same patient ID Re-attending within 3 months - Adults	5	61	8.2%	16.9%	16.6%	16.0%
% of FP17s for the same patient ID Re-attending between 3 & 9 months - Children	17	63	27.0%	57.7%	59.5%	58.0%
% of FP17s for the same patient ID Re-attending between 3 & 9 months - Adults	14	61	23.0%	51.0%	53.1%	50.9%
% of FP17s for Band 1 Urgent Courses	10	76	13.2%	10.6%	9.3%	9.1%
% of FP17s Relating to Free Repair or Replacements	0	76	0.0%	0.9%	1.0%	0.8%
% of FP17s Relating to Continuations	0	76	0.0%	1.1%	1.3%	1.1%
% of Patients satisfied with the dentistry they have received	0	0	N/A	91.0%	91.9%	91.7%
% of Patients satisfied with the time they had to wait for an appointment	0	0	N/A	87.5%	88.7%	88.0%

* This is based on patients treated on this contract for their most recent course of treatment. Figures in italics indicate the base number of FP17s or Patient Questionnaire responses are less than 100. N/A is shown where the base number of responses is less than 10 during the period. % is calculated as Quantity/Base number*100

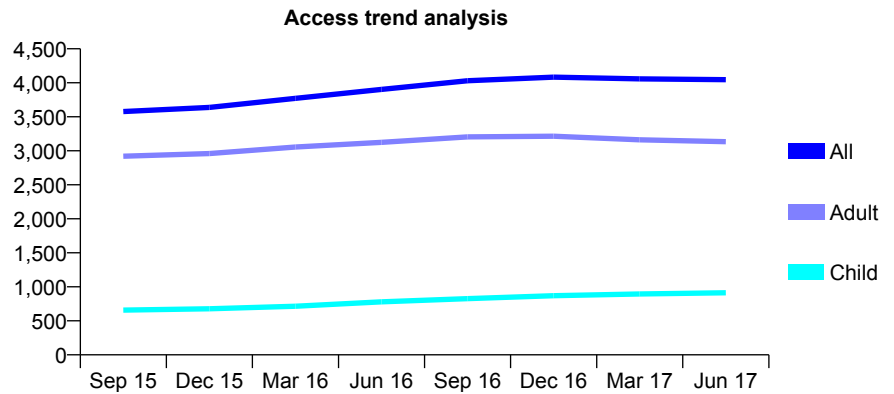
Q46 - Vital Signs At a Glance Contract Report for 258873/0001 - June 2017

Name or company name	MR VK AGGARWAL
Contract type name	GDS Contract
Purpose of contract	General
Contract start date	01/04/2012
Contract end date	

17/18 Contracted general activity (UDA)	13,233
Carry forward general activity (UDA)	0
17/18 Contracted orthodontic activity (UOA)	0
Carry forward orthodontic activity (UOA)	0
Baseline contract value	£323,510.50

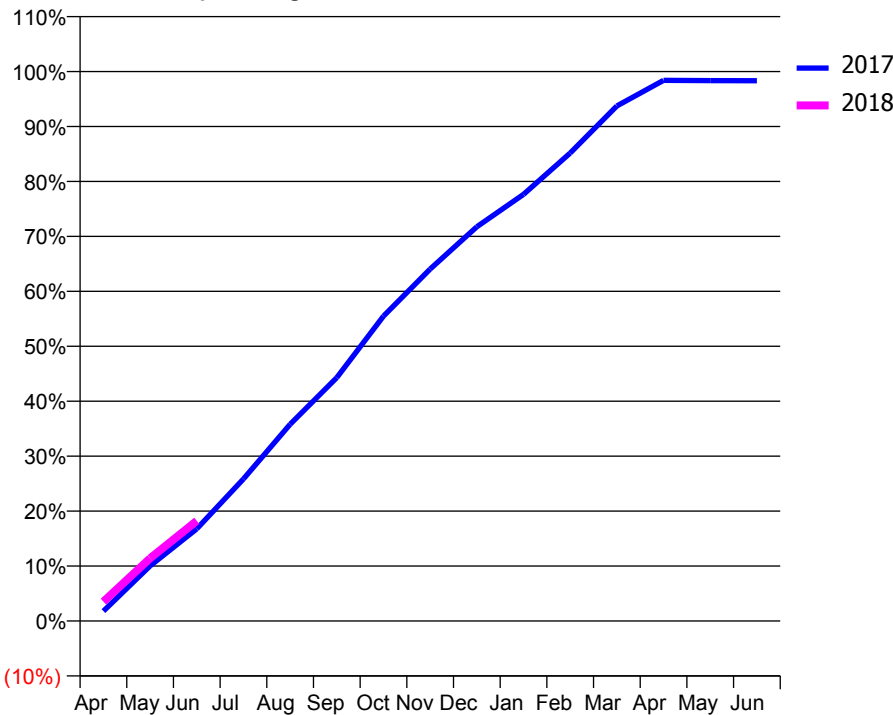
ACCESS*

Patients seen in 24 months	Total	Change since previous quarter
Quarter ending June 2016	3,903	
Quarter ending September 2016	4,031	↑
Quarter ending December 2016	4,084	→
Quarter ending March 2017	4,058	→
Quarter ending June 2017	4,046	→
Variance since June 2016	3.7%	↑



ACTIVITY

Cumulative percentage of contracted UDA delivered 2017 & 2018



Month	Adjusted Scheduled Activity (UDA)	
	2017	2018
April	238	467
May	1,329	1,512
June	2,220	2,414
July	3,421	
August	4,737	
September	5,862	
October	7,343	
November	8,475	
December	9,495	
January	10,275	
February	11,270	
March	12,402	
April	13,019	
May	13,013	
June	13,010	

QUALITY

	Quantity	Base Number	Contract	AT	Region	England
% of FP17s for the same patient ID Re-attending within 3 months - Children	32	384	8.3%	12.1%	13.0%	12.0%
% of FP17s for the same patient ID Re-attending within 3 months - Adults	134	1,158	11.6%	16.9%	16.6%	16.0%
% of FP17s for the same patient ID Re-attending between 3 & 9 months - Children	256	384	66.7%	57.7%	59.5%	58.0%
% of FP17s for the same patient ID Re-attending between 3 & 9 months - Adults	825	1,158	71.2%	51.0%	53.1%	50.9%
% of FP17s for Band 1 Urgent Courses	76	1,258	6.0%	10.6%	9.3%	9.1%
% of FP17s Relating to Free Repair or Replacements	27	1,258	2.1%	0.9%	1.0%	0.8%
% of FP17s Relating to Continuations	10	1,258	0.8%	1.1%	1.3%	1.1%
% of Patients satisfied with the dentistry they have received	28	30	93.3%	91.0%	91.9%	91.7%
% of Patients satisfied with the time they had to wait for an appointment	29	30	96.7%	87.5%	88.7%	88.0%

* This is based on patients treated on this contract for their most recent course of treatment. Figures in italics indicate the base number of FP17s or Patient Questionnaire responses are less than 100. N/A is shown where the base number of responses is less than 10 during the period. % is calculated as Quantity/Base number*100

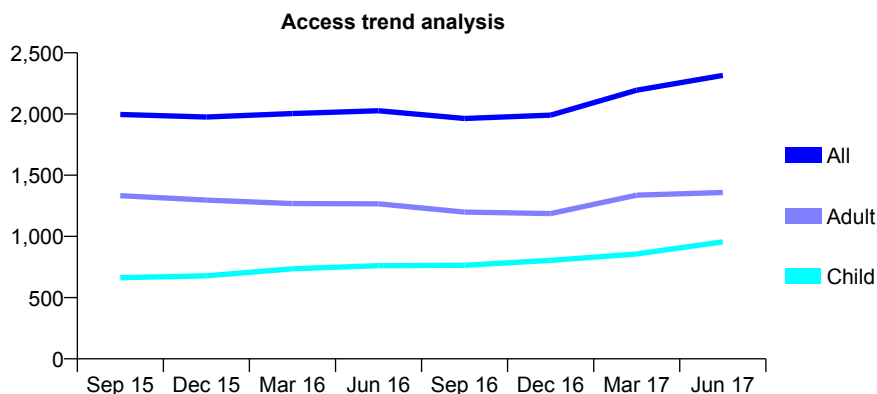
Q46 - Vital Signs At a Glance Contract Report for 261963/0001 - June 2017

Name or company name	MISS A AHMED
Contract type name	GDS Contract
Purpose of contract	General
Contract start date	01/04/2006
Contract end date	

17/18 Contracted general activity (UDA)	6,625
Carry forward general activity (UDA)	0
17/18 Contracted orthodontic activity (UOA)	0
Carry forward orthodontic activity (UOA)	0
Baseline contract value	£198,066.09

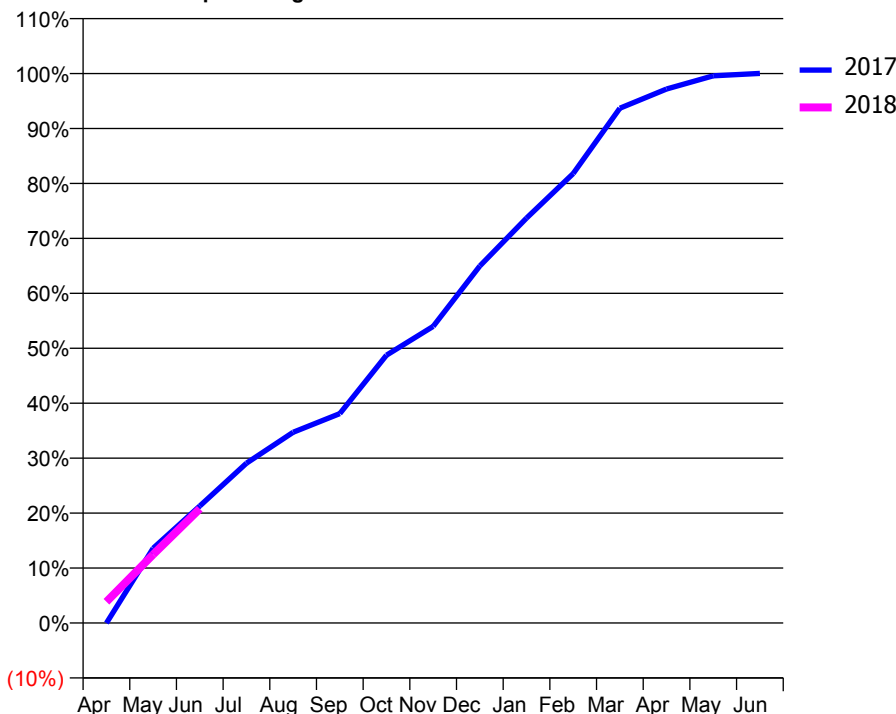
ACCESS*

Patients seen in 24 months	Total	Change since previous quarter
Quarter ending June 2016	2,027	
Quarter ending September 2016	1,963	↓
Quarter ending December 2016	1,991	→
Quarter ending March 2017	2,194	↑
Quarter ending June 2017	2,315	↑
Variance since June 2016	14.2%	↑



ACTIVITY

Cumulative percentage of contracted UDA delivered 2017 & 2018



Adjusted Scheduled Activity (UDA)

Month	2017	2018
April	-3	256
May	901	826
June	1,411	1,377
July	1,928	
August	2,300	
September	2,525	
October	3,229	
November	3,577	
December	4,304	
January	4,881	
February	5,419	
March	6,207	
April	6,439	
May	6,598	
June	6,626	

QUALITY

	Quantity	Base Number	Contract	AT	Region	England
% of FP17s for the same patient ID Re-attending within 3 months - Children	52	422	12.3%	12.1%	13.0%	12.0%
% of FP17s for the same patient ID Re-attending within 3 months - Adults	68	464	14.7%	16.9%	16.6%	16.0%
% of FP17s for the same patient ID Re-attending between 3 & 9 months - Children	223	422	52.8%	57.7%	59.5%	58.0%
% of FP17s for the same patient ID Re-attending between 3 & 9 months - Adults	246	464	53.0%	51.0%	53.1%	50.9%
% of FP17s for Band 1 Urgent Courses	46	707	6.5%	10.6%	9.3%	9.1%
% of FP17s Relating to Free Repair or Replacements	1	707	0.1%	0.9%	1.0%	0.8%
% of FP17s Relating to Continuations	1	707	0.1%	1.1%	1.3%	1.1%
% of Patients satisfied with the dentistry they have received	2	2	N/A	91.0%	91.9%	91.7%
% of Patients satisfied with the time they had to wait for an appointment	1	2	N/A	87.5%	88.7%	88.0%

* This is based on patients treated on this contract for their most recent course of treatment. Figures in italics indicate the base number of FP17s or Patient Questionnaire responses are less than 100. N/A is shown where the base number of responses is less than 10 during the period. % is calculated as Quantity/Base number*100

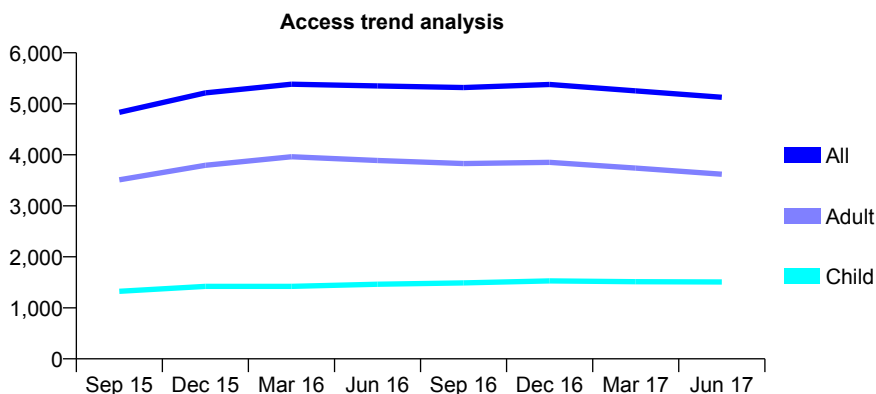
Q46 - Vital Signs At a Glance Contract Report for 295183/0001 - June 2017

Name or company name	MR CC LIU
Contract type name	GDS Contract
Purpose of contract	General
Contract start date	01/03/2014
Contract end date	

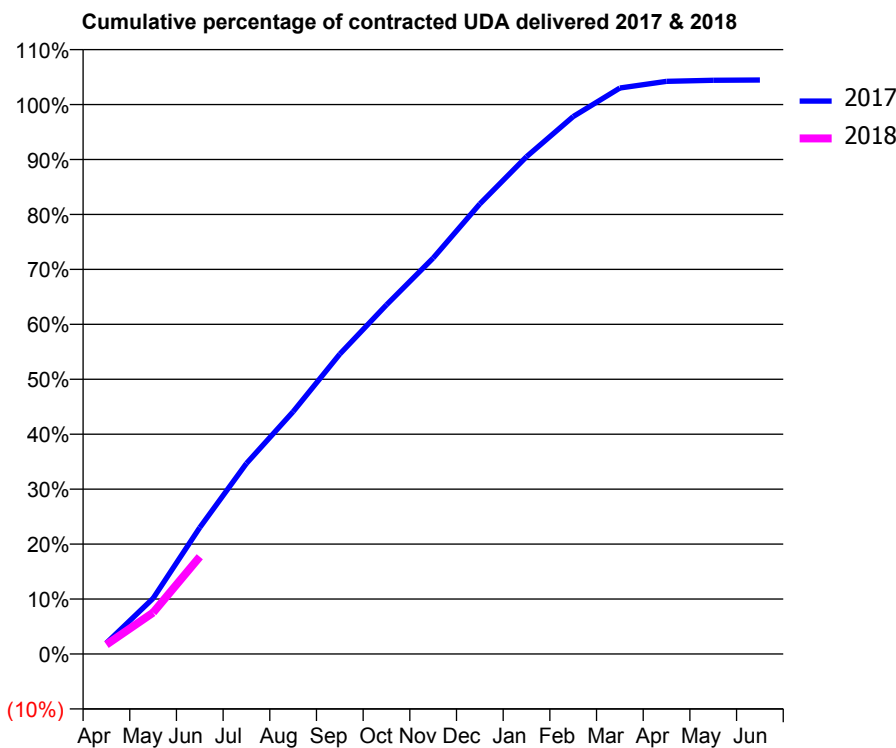
17/18 Contracted general activity (UDA)	15,034
Carry forward general activity (UDA)	0
17/18 Contracted orthodontic activity (UOA)	0
Carry forward orthodontic activity (UOA)	0
Baseline contract value	£431,741.64

ACCESS*

Patients seen in 24 months	Total	Change since previous quarter
Quarter ending June 2016	5,350	
Quarter ending September 2016	5,319	→
Quarter ending December 2016	5,379	→
Quarter ending March 2017	5,253	↓
Quarter ending June 2017	5,128	↓
Variance since June 2016	(4.1%)	↓



ACTIVITY



Month	Adjusted Scheduled Activity (UDA)	
	2017	2018
April	301	256
May	1,521	1,134
June	3,462	2,661
July	5,215	
August	6,632	
September	8,205	
October	9,554	
November	10,834	
December	12,314	
January	13,605	
February	14,705	
March	15,487	
April	15,669	
May	15,698	
June	15,704	

QUALITY

	Quantity	Base Number	Contract	AT	Region	England
% of FP17s for the same patient ID Re-attending within 3 months - Children	20	359	5.6%	12.1%	13.0%	12.0%
% of FP17s for the same patient ID Re-attending within 3 months - Adults	90	798	11.3%	16.9%	16.6%	16.0%
% of FP17s for the same patient ID Re-attending between 3 & 9 months - Children	151	359	42.1%	57.7%	59.5%	58.0%
% of FP17s for the same patient ID Re-attending between 3 & 9 months - Adults	331	798	41.5%	51.0%	53.1%	50.9%
% of FP17s for Band 1 Urgent Courses	164	1,079	15.2%	10.6%	9.3%	9.1%
% of FP17s Relating to Free Repair or Replacements	0	1,079	0.0%	0.9%	1.0%	0.8%
% of FP17s Relating to Continuations	0	1,079	0.0%	1.1%	1.3%	1.1%
% of Patients satisfied with the dentistry they have received	8	9	N/A	91.0%	91.9%	91.7%
% of Patients satisfied with the time they had to wait for an appointment	8	9	N/A	87.5%	88.7%	88.0%

* This is based on patients treated on this contract for their most recent course of treatment. Figures in italics indicate the base number of FP17s or Patient Questionnaire responses are less than 100. N/A is shown where the base number of responses is less than 10 during the period. % is calculated as Quantity/Base number*100

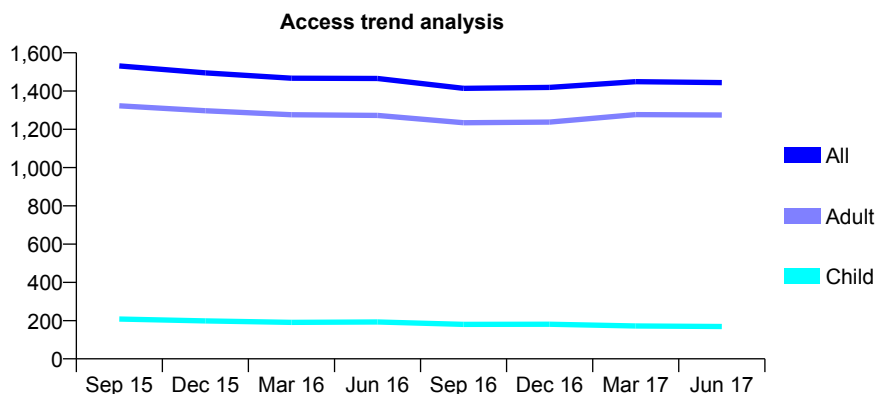
Q46 - Vital Signs At a Glance Contract Report for 305294/0001 - June 2017

Name or company name	MR DC MOSS
Contract type name	GDS Contract
Purpose of contract	General
Contract start date	01/04/2006
Contract end date	

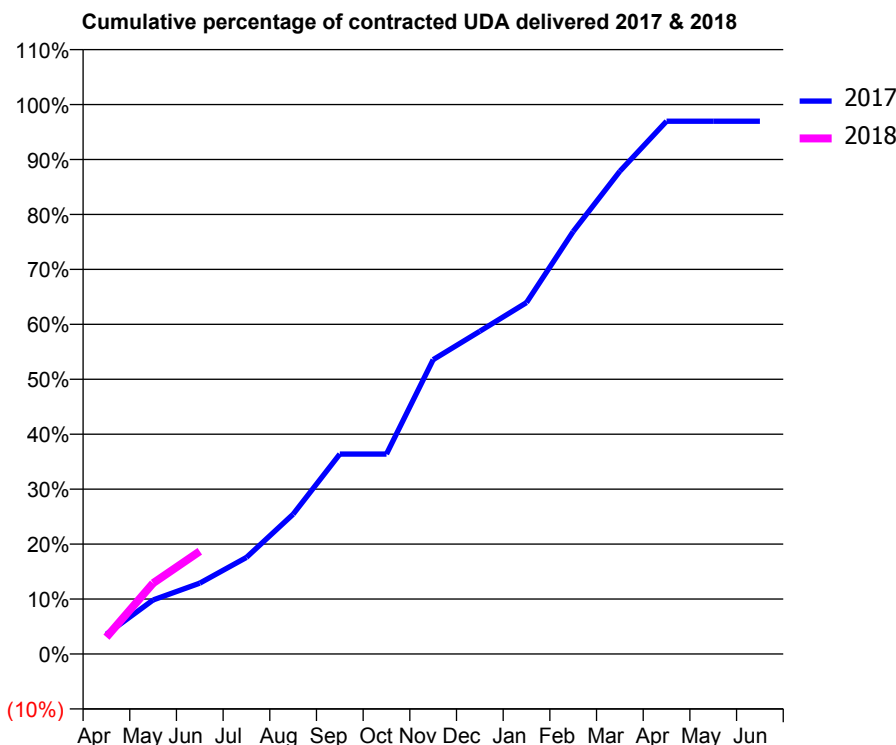
17/18 Contracted general activity (UDA)	6,720
Carry forward general activity (UDA)	0
17/18 Contracted orthodontic activity (UOA)	0
Carry forward orthodontic activity (UOA)	0
Baseline contract value	£182,981.55

ACCESS*

Patients seen in 24 months	Total	Change since previous quarter
Quarter ending June 2016	1,466	
Quarter ending September 2016	1,414	↓
Quarter ending December 2016	1,419	→
Quarter ending March 2017	1,449	↑
Quarter ending June 2017	1,444	→
Variance since June 2016	(1.5%)	↓



ACTIVITY



Month	Adjusted Scheduled Activity (UDA)	
	2017	2018
April	242	206
May	661	867
June	866	1,256
July	1,181	
August	1,710	
September	2,446	
October	2,446	
November	3,600	
December	3,948	
January	4,298	
February	5,167	
March	5,904	
April	6,515	
May	6,515	
June	6,515	

QUALITY

	Quantity	Base Number	Contract	AT	Region	England
% of FP17s for the same patient ID Re-attending within 3 months - Children	2	70	2.9%	12.1%	13.0%	12.0%
% of FP17s for the same patient ID Re-attending within 3 months - Adults	40	407	9.8%	16.9%	16.6%	16.0%
% of FP17s for the same patient ID Re-attending between 3 & 9 months - Children	40	70	57.1%	57.7%	59.5%	58.0%
% of FP17s for the same patient ID Re-attending between 3 & 9 months - Adults	188	407	46.2%	51.0%	53.1%	50.9%
% of FP17s for Band 1 Urgent Courses	0	377	0.0%	10.6%	9.3%	9.1%
% of FP17s Relating to Free Repair or Replacements	0	377	0.0%	0.9%	1.0%	0.8%
% of FP17s Relating to Continuations	11	377	2.9%	1.1%	1.3%	1.1%
% of Patients satisfied with the dentistry they have received	2	2	N/A	91.0%	91.9%	91.7%
% of Patients satisfied with the time they had to wait for an appointment	2	2	N/A	87.5%	88.7%	88.0%

* This is based on patients treated on this contract for their most recent course of treatment. Figures in italics indicate the base number of FP17s or Patient Questionnaire responses are less than 100. N/A is shown where the base number of responses is less than 10 during the period. % is calculated as Quantity/Base number*100

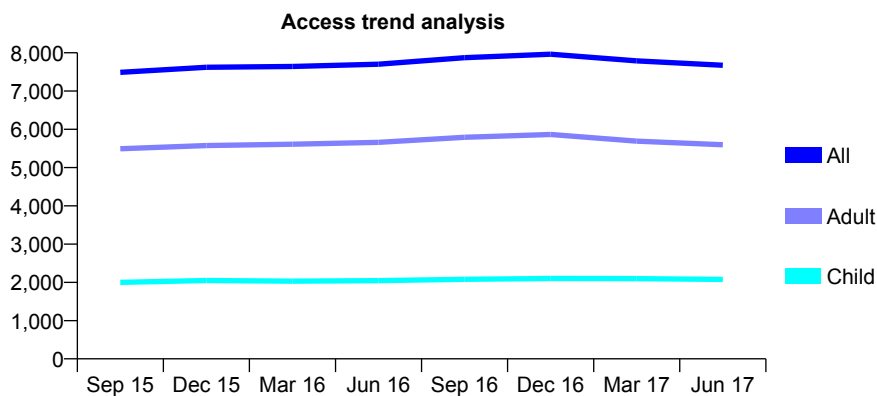
Q46 - Vital Signs At a Glance Contract Report for 309788/0001 - June 2017

Name or company name	Crown Dental Practice Partnership
Contract type name	GDS Contract
Purpose of contract	General
Contract start date	01/04/2006
Contract end date	

17/18 Contracted general activity (UDA)	22,972
Carry forward general activity (UDA)	0
17/18 Contracted orthodontic activity (UOA)	0
Carry forward orthodontic activity (UOA)	0
Baseline contract value	£764,553.77

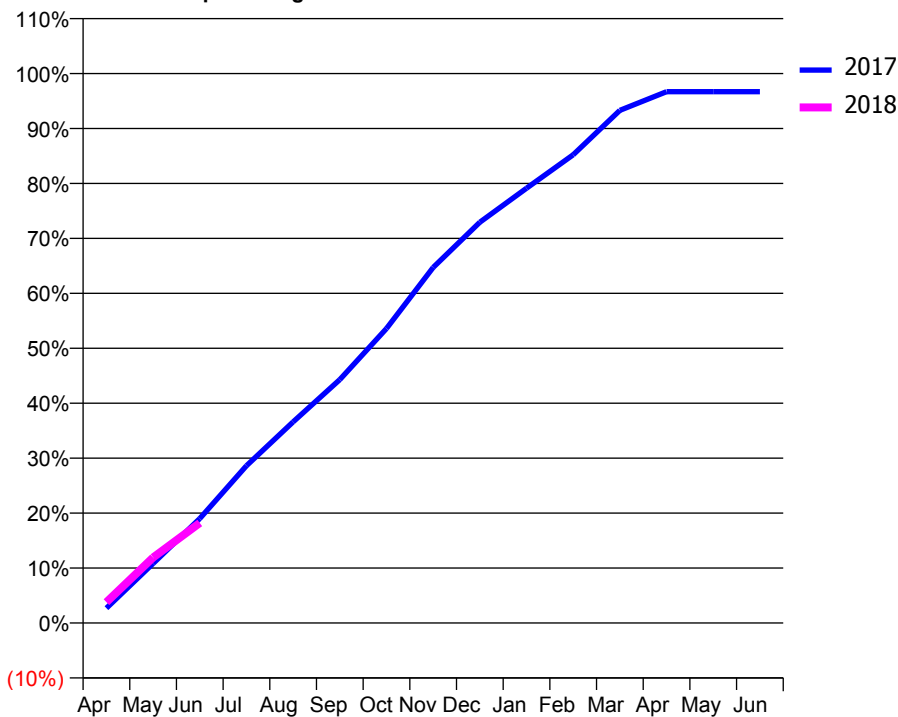
ACCESS*

Patients seen in 24 months	Total	Change since previous quarter
Quarter ending June 2016	7,701	
Quarter ending September 2016	7,872	↑
Quarter ending December 2016	7,965	→
Quarter ending March 2017	7,788	↓
Quarter ending June 2017	7,673	↓
Variance since June 2016	(0.4%)	→



ACTIVITY

Cumulative percentage of contracted UDA delivered 2017 & 2018



Adjusted Scheduled Activity (UDA)

Month	2017	2018
April	620	870
May	2,489	2,741
June	4,366	4,181
July	6,577	
August	8,409	
September	10,178	
October	12,312	
November	14,865	
December	16,752	
January	18,178	
February	19,574	
March	21,432	
April	22,211	
May	22,213	
June	22,213	

QUALITY

	Quantity	Base Number	Contract	AT	Region	England
% of FP17s for the same patient ID Re-attending within 3 months - Children	41	606	6.8%	12.1%	13.0%	12.0%
% of FP17s for the same patient ID Re-attending within 3 months - Adults	245	1,607	15.2%	16.9%	16.6%	16.0%
% of FP17s for the same patient ID Re-attending between 3 & 9 months - Children	331	606	54.6%	57.7%	59.5%	58.0%
% of FP17s for the same patient ID Re-attending between 3 & 9 months - Adults	739	1,607	46.0%	51.0%	53.1%	50.9%
% of FP17s for Band 1 Urgent Courses	280	1,913	14.6%	10.6%	9.3%	9.1%
% of FP17s Relating to Free Repair or Replacements	18	1,913	0.9%	0.9%	1.0%	0.8%
% of FP17s Relating to Continuations	30	1,913	1.6%	1.1%	1.3%	1.1%
% of Patients satisfied with the dentistry they have received	5	5	N/A	91.0%	91.9%	91.7%
% of Patients satisfied with the time they had to wait for an appointment	5	5	N/A	87.5%	88.7%	88.0%

* This is based on patients treated on this contract for their most recent course of treatment. Figures in italics indicate the base number of FP17s or Patient Questionnaire responses are less than 100. N/A is shown where the base number of responses is less than 10 during the period. % is calculated as Quantity/Base number*100

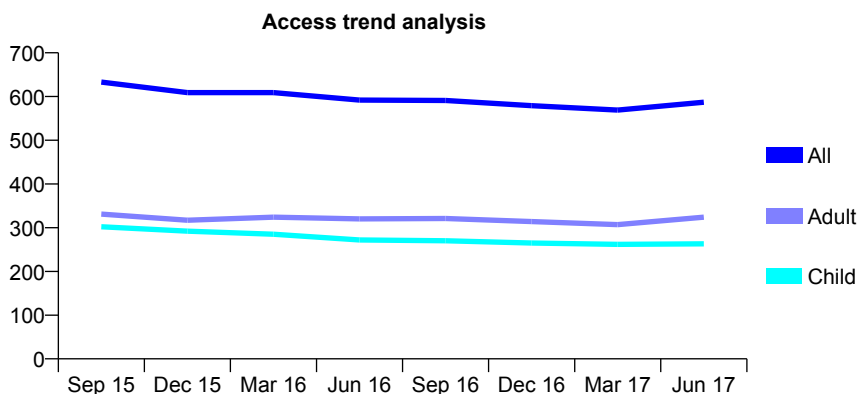
Q46 - Vital Signs At a Glance Contract Report for 319546/0001 - June 2017

Name or company name	MR PA HIND
Contract type name	GDS Contract
Purpose of contract	General and Orthodontic
Contract start date	01/04/2006
Contract end date	

17/18 Contracted general activity (UDA)	2,260
Carry forward general activity (UDA)	0
17/18 Contracted orthodontic activity (UOA)	294
Carry forward orthodontic activity (UOA)	0
Baseline contract value	£70,117.41

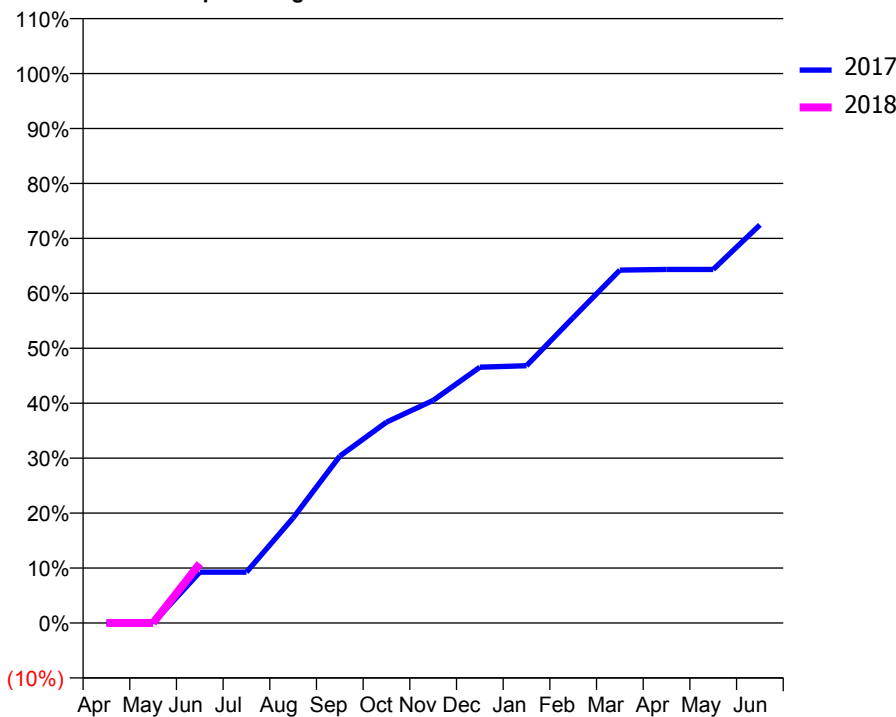
ACCESS*

Patients seen in 24 months	Total	Change since previous quarter
Quarter ending June 2016	592	
Quarter ending September 2016	591	→
Quarter ending December 2016	579	↓
Quarter ending March 2017	569	↓
Quarter ending June 2017	587	↑
Variance since June 2016	(0.8%)	→



ACTIVITY

Cumulative percentage of contracted UDA delivered 2017 & 2018



Adjusted Scheduled Activity (UDA)

Month	2017	2018
April	0	0
May	0	0
June	209	244
July	209	
August	432	
September	686	
October	826	
November	915	
December	1,052	
January	1,058	
February	1,256	
March	1,451	
April	1,454	
May	1,454	
June	1,637	

QUALITY

	Quantity	Base Number	Contract	AT	Region	England
% of FP17s for the same patient ID Re-attending within 3 months - Children	21	108	19.4%	12.1%	13.0%	12.0%
% of FP17s for the same patient ID Re-attending within 3 months - Adults	9	82	11.0%	16.9%	16.6%	16.0%
% of FP17s for the same patient ID Re-attending between 3 & 9 months - Children	53	108	49.1%	57.7%	59.5%	58.0%
% of FP17s for the same patient ID Re-attending between 3 & 9 months - Adults	47	82	57.3%	51.0%	53.1%	50.9%
% of FP17s for Band 1 Urgent Courses	1	110	0.9%	10.6%	9.3%	9.1%
% of FP17s Relating to Free Repair or Replacements	0	110	0.0%	0.9%	1.0%	0.8%
% of FP17s Relating to Continuations	0	110	0.0%	1.1%	1.3%	1.1%
% of Patients satisfied with the dentistry they have received	1	1	N/A	91.0%	91.9%	91.7%
% of Patients satisfied with the time they had to wait for an appointment	1	1	N/A	87.5%	88.7%	88.0%

* This is based on patients treated on this contract for their most recent course of treatment. Figures in italics indicate the base number of FP17s or Patient Questionnaire responses are less than 100. N/A is shown where the base number of responses is less than 10 during the period. % is calculated as Quantity/Base number*100

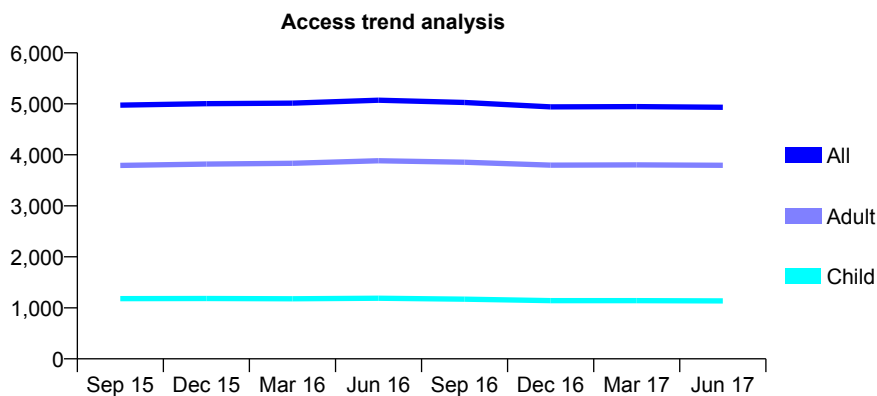
Q46 - Vital Signs At a Glance Contract Report for 321508/0001 - June 2017

Name or company name	MR M MILNE
Contract type name	GDS Contract
Purpose of contract	General
Contract start date	01/04/2006
Contract end date	

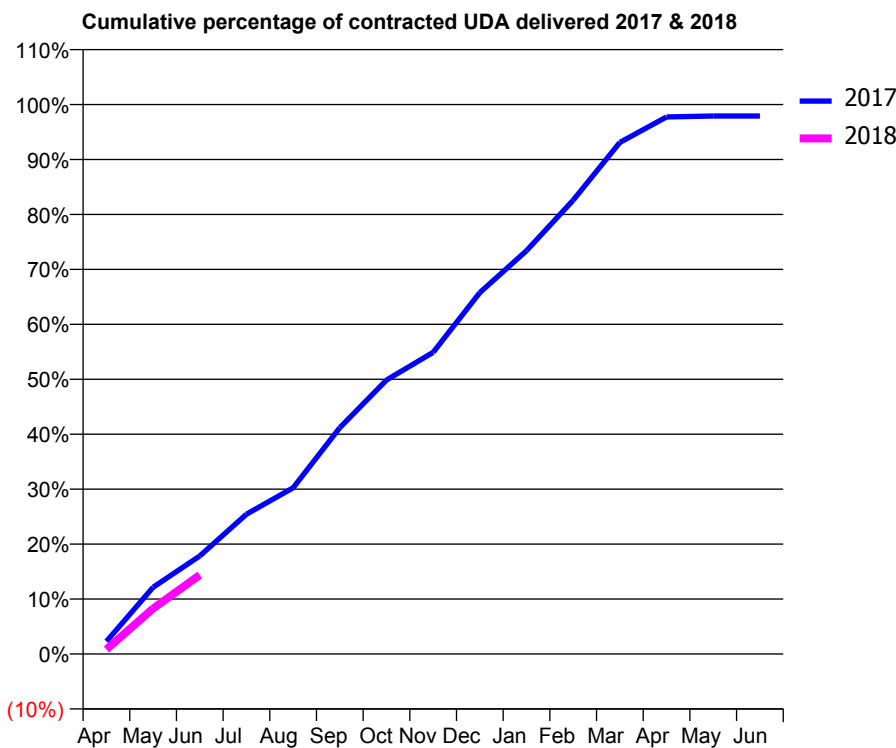
17/18 Contracted general activity (UDA)	15,470
Carry forward general activity (UDA)	0
17/18 Contracted orthodontic activity (UOA)	0
Carry forward orthodontic activity (UOA)	0
Baseline contract value	£533,799.91

ACCESS*

Patients seen in 24 months	Total	Change since previous quarter
Quarter ending June 2016	5,071	
Quarter ending September 2016	5,026	→
Quarter ending December 2016	4,939	↓
Quarter ending March 2017	4,945	→
Quarter ending June 2017	4,931	→
Variance since June 2016	(2.8%)	↓



ACTIVITY



Month	Adjusted Scheduled Activity (UDA)	
	2017	2018
April	354	128
May	1,879	1,281
June	2,760	2,223
July	3,937	
August	4,679	
September	6,372	
October	7,712	
November	8,494	
December	10,175	
January	11,355	
February	12,776	
March	14,404	
April	15,119	
May	15,145	
June	15,145	

QUALITY

	Quantity	Base Number	Contract	AT	Region	England
% of FP17s for the same patient ID Re-attending within 3 months - Children	43	367	11.7%	12.1%	13.0%	12.0%
% of FP17s for the same patient ID Re-attending within 3 months - Adults	267	1,246	21.4%	16.9%	16.6%	16.0%
% of FP17s for the same patient ID Re-attending between 3 & 9 months - Children	155	367	42.2%	57.7%	59.5%	58.0%
% of FP17s for the same patient ID Re-attending between 3 & 9 months - Adults	562	1,246	45.1%	51.0%	53.1%	50.9%
% of FP17s for Band 1 Urgent Courses	144	1,281	11.2%	10.6%	9.3%	9.1%
% of FP17s Relating to Free Repair or Replacements	9	1,281	0.7%	0.9%	1.0%	0.8%
% of FP17s Relating to Continuations	26	1,281	2.0%	1.1%	1.3%	1.1%
% of Patients satisfied with the dentistry they have received	4	4	N/A	91.0%	91.9%	91.7%
% of Patients satisfied with the time they had to wait for an appointment	3	4	N/A	87.5%	88.7%	88.0%

* This is based on patients treated on this contract for their most recent course of treatment. Figures in italics indicate the base number of FP17s or Patient Questionnaire responses are less than 100. N/A is shown where the base number of responses is less than 10 during the period. % is calculated as Quantity/Base number*100

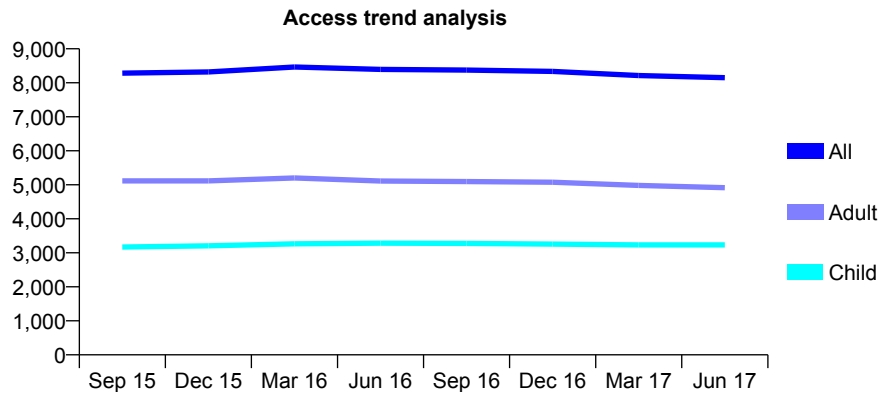
Q46 - Vital Signs At a Glance Contract Report for 322946/0001 - June 2017

Name or company name	MR MA SOMERVILLE
Contract type name	GDS Contract
Purpose of contract	General
Contract start date	01/04/2006
Contract end date	

17/18 Contracted general activity (UDA)	22,740
Carry forward general activity (UDA)	0
17/18 Contracted orthodontic activity (UOA)	0
Carry forward orthodontic activity (UOA)	0
Baseline contract value	£678,804.73

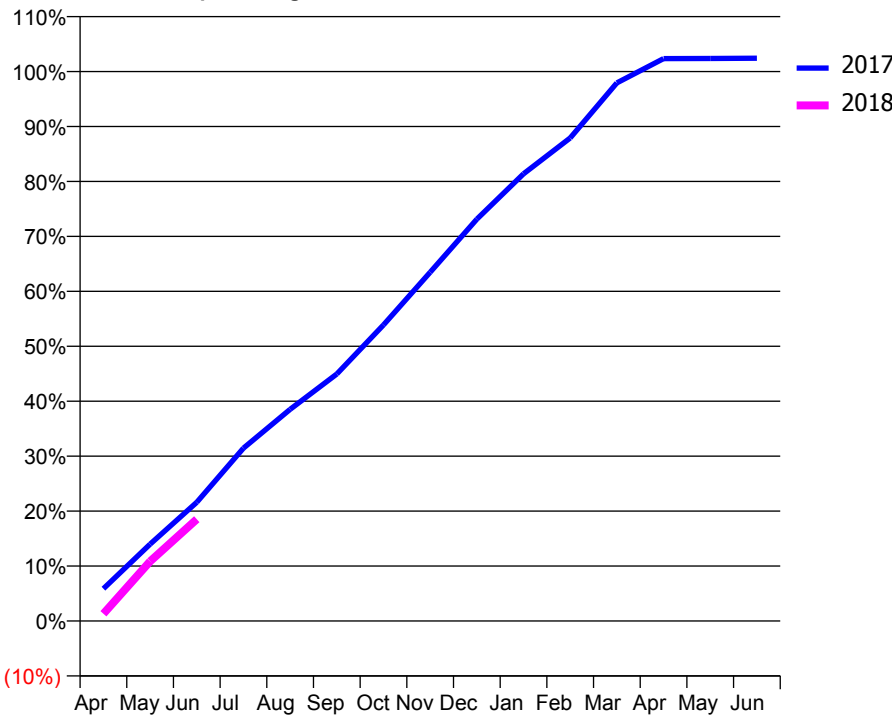
ACCESS*

Patients seen in 24 months	Total	Change since previous quarter
Quarter ending June 2016	8,394	
Quarter ending September 2016	8,374	→
Quarter ending December 2016	8,335	→
Quarter ending March 2017	8,214	↓
Quarter ending June 2017	8,150	→
Variance since June 2016	(2.9%)	↓



ACTIVITY

Cumulative percentage of contracted UDA delivered 2017 & 2018



Month	Adjusted Scheduled Activity (UDA)	
	2017	2018
April	1,339	302
May	3,179	2,468
June	4,915	4,215
July	7,154	
August	8,758	
September	10,222	
October	12,252	
November	14,431	
December	16,631	
January	18,503	
February	19,989	
March	22,271	
April	23,274	
May	23,279	
June	23,289	

QUALITY

	Quantity	Base Number	Contract	AT	Region	England
% of FP17s for the same patient ID Re-attending within 3 months - Children	115	1,066	10.8%	12.1%	13.0%	12.0%
% of FP17s for the same patient ID Re-attending within 3 months - Adults	380	1,548	24.5%	16.9%	16.6%	16.0%
% of FP17s for the same patient ID Re-attending between 3 & 9 months - Children	562	1,066	52.7%	57.7%	59.5%	58.0%
% of FP17s for the same patient ID Re-attending between 3 & 9 months - Adults	661	1,548	42.7%	51.0%	53.1%	50.9%
% of FP17s for Band 1 Urgent Courses	295	1,891	15.6%	10.6%	9.3%	9.1%
% of FP17s Relating to Free Repair or Replacements	15	1,891	0.8%	0.9%	1.0%	0.8%
% of FP17s Relating to Continuations	11	1,891	0.6%	1.1%	1.3%	1.1%
% of Patients satisfied with the dentistry they have received	5	7	N/A	91.0%	91.9%	91.7%
% of Patients satisfied with the time they had to wait for an appointment	3	7	N/A	87.5%	88.7%	88.0%

* This is based on patients treated on this contract for their most recent course of treatment. Figures in italics indicate the base number of FP17s or Patient Questionnaire responses are less than 100. N/A is shown where the base number of responses is less than 10 during the period. % is calculated as Quantity/Base number*100

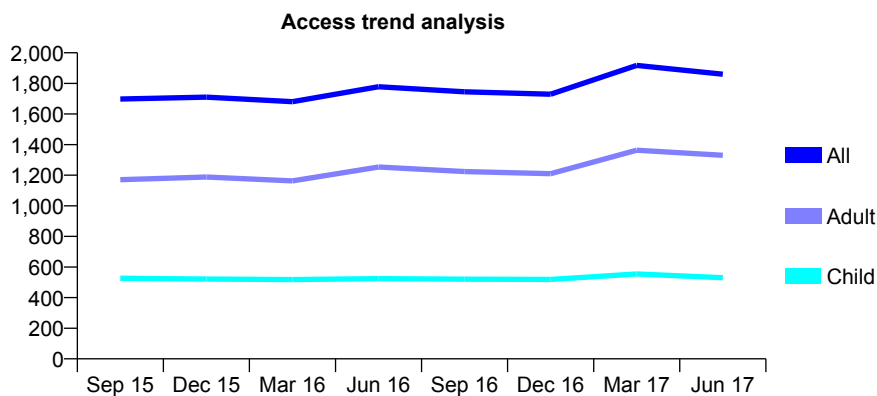
Q46 - Vital Signs At a Glance Contract Report for 323756/0001 - June 2017

Name or company name	Mr M Mahmood
Contract type name	GDS Contract
Purpose of contract	General
Contract start date	01/04/2006
Contract end date	

17/18 Contracted general activity (UDA)	4,610
Carry forward general activity (UDA)	0
17/18 Contracted orthodontic activity (UOA)	0
Carry forward orthodontic activity (UOA)	0
Baseline contract value	£113,254.55

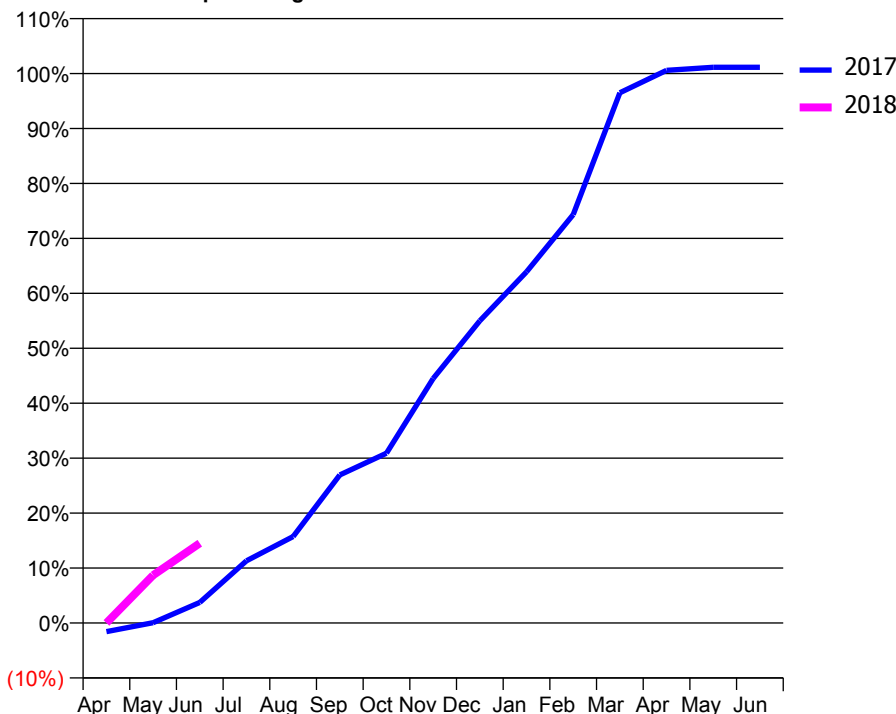
ACCESS*

Patients seen in 24 months	Total	Change since previous quarter
Quarter ending June 2016	1,778	
Quarter ending September 2016	1,745	↓
Quarter ending December 2016	1,729	→
Quarter ending March 2017	1,918	↑
Quarter ending June 2017	1,860	↓
Variance since June 2016	4.6%	↑



ACTIVITY

Cumulative percentage of contracted UDA delivered 2017 & 2018



Month	Adjusted Scheduled Activity (UDA)	
	2017	2018
April	-74	0
May	2	402
June	172	670
July	522	
August	725	
September	1,243	
October	1,424	
November	2,051	
December	2,536	
January	2,947	
February	3,426	
March	4,448	
April	4,636	
May	4,662	
June	4,662	

QUALITY

	Quantity	Base Number	Contract	AT	Region	England
% of FP17s for the same patient ID Re-attending within 3 months - Children	8	89	9.0%	12.1%	13.0%	12.0%
% of FP17s for the same patient ID Re-attending within 3 months - Adults	60	351	17.1%	16.9%	16.6%	16.0%
% of FP17s for the same patient ID Re-attending between 3 & 9 months - Children	45	89	50.6%	57.7%	59.5%	58.0%
% of FP17s for the same patient ID Re-attending between 3 & 9 months - Adults	136	351	38.7%	51.0%	53.1%	50.9%
% of FP17s for Band 1 Urgent Courses	80	349	22.9%	10.6%	9.3%	9.1%
% of FP17s Relating to Free Repair or Replacements	1	349	0.3%	0.9%	1.0%	0.8%
% of FP17s Relating to Continuations	1	349	0.3%	1.1%	1.3%	1.1%
% of Patients satisfied with the dentistry they have received	2	2	N/A	91.0%	91.9%	91.7%
% of Patients satisfied with the time they had to wait for an appointment	2	2	N/A	87.5%	88.7%	88.0%

* This is based on patients treated on this contract for their most recent course of treatment. Figures in italics indicate the base number of FP17s or Patient Questionnaire responses are less than 100. N/A is shown where the base number of responses is less than 10 during the period. % is calculated as Quantity/Base number*100

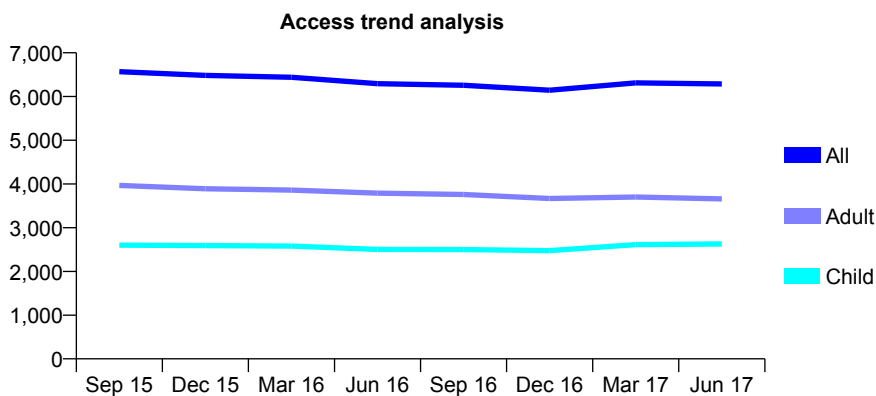
Q46 - Vital Signs At a Glance Contract Report for 323772/0001 - June 2017

Name or company name	MRS S KAYANI
Contract type name	GDS Contract
Purpose of contract	General
Contract start date	01/04/2006
Contract end date	

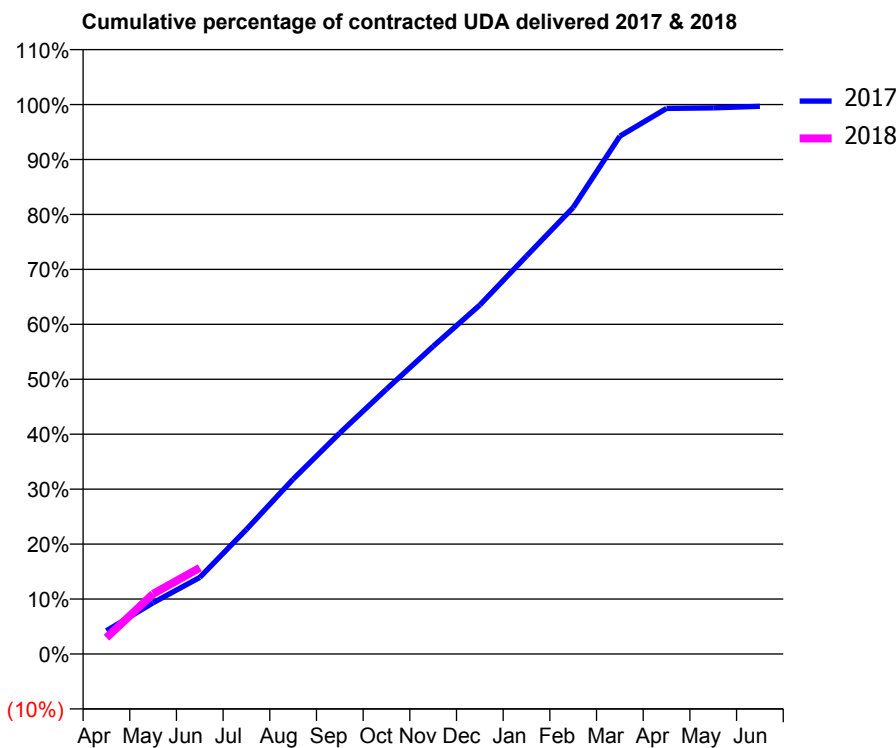
17/18 Contracted general activity (UDA)	25,832
Carry forward general activity (UDA)	0
17/18 Contracted orthodontic activity (UOA)	0
Carry forward orthodontic activity (UOA)	0
Baseline contract value	£635,978.17

ACCESS*

Patients seen in 24 months	Total	Change since previous quarter
Quarter ending June 2016	6,293	
Quarter ending September 2016	6,258	→
Quarter ending December 2016	6,144	↓
Quarter ending March 2017	6,311	↑
Quarter ending June 2017	6,288	→
Variance since June 2016	(0.1%)	→



ACTIVITY



Month	Adjusted Scheduled Activity (UDA)	
	2017	2018
April	1,097	767
May	2,413	2,833
June	3,603	4,053
July	5,860	
August	8,222	
September	10,388	
October	12,450	
November	14,462	
December	16,407	
January	18,710	
February	20,988	
March	24,346	
April	25,647	
May	25,673	
June	25,750	

QUALITY

	Quantity	Base Number	Contract	AT	Region	England
% of FP17s for the same patient ID Re-attending within 3 months - Children	221	1,022	21.6%	12.1%	13.0%	12.0%
% of FP17s for the same patient ID Re-attending within 3 months - Adults	379	1,294	29.3%	16.9%	16.6%	16.0%
% of FP17s for the same patient ID Re-attending between 3 & 9 months - Children	538	1,022	52.6%	57.7%	59.5%	58.0%
% of FP17s for the same patient ID Re-attending between 3 & 9 months - Adults	563	1,294	43.5%	51.0%	53.1%	50.9%
% of FP17s for Band 1 Urgent Courses	232	1,796	12.9%	10.6%	9.3%	9.1%
% of FP17s Relating to Free Repair or Replacements	8	1,796	0.4%	0.9%	1.0%	0.8%
% of FP17s Relating to Continuations	5	1,796	0.3%	1.1%	1.3%	1.1%
% of Patients satisfied with the dentistry they have received	3	3	N/A	91.0%	91.9%	91.7%
% of Patients satisfied with the time they had to wait for an appointment	3	3	N/A	87.5%	88.7%	88.0%

* This is based on patients treated on this contract for their most recent course of treatment. Figures in italics indicate the base number of FP17s or Patient Questionnaire responses are less than 100. N/A is shown where the base number of responses is less than 10 during the period. % is calculated as Quantity/Base number*100

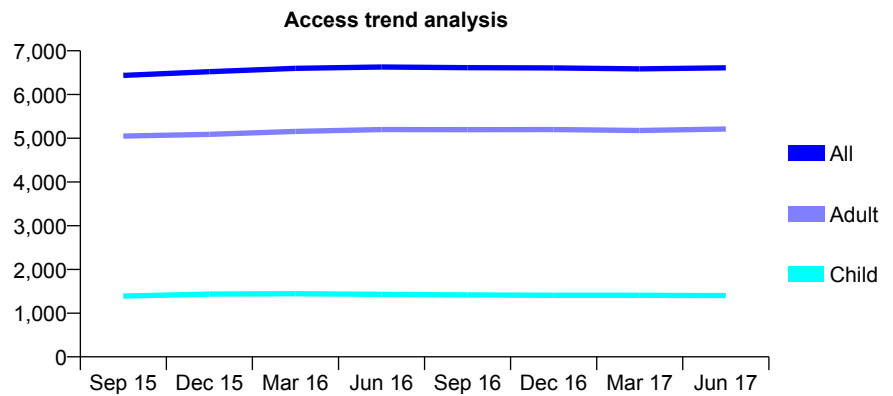
Q46 - Vital Signs At a Glance Contract Report for 324264/0001 - June 2017

Name or company name	MR MD RUSSELL
Contract type name	GDS Contract
Purpose of contract	General
Contract start date	01/04/2006
Contract end date	

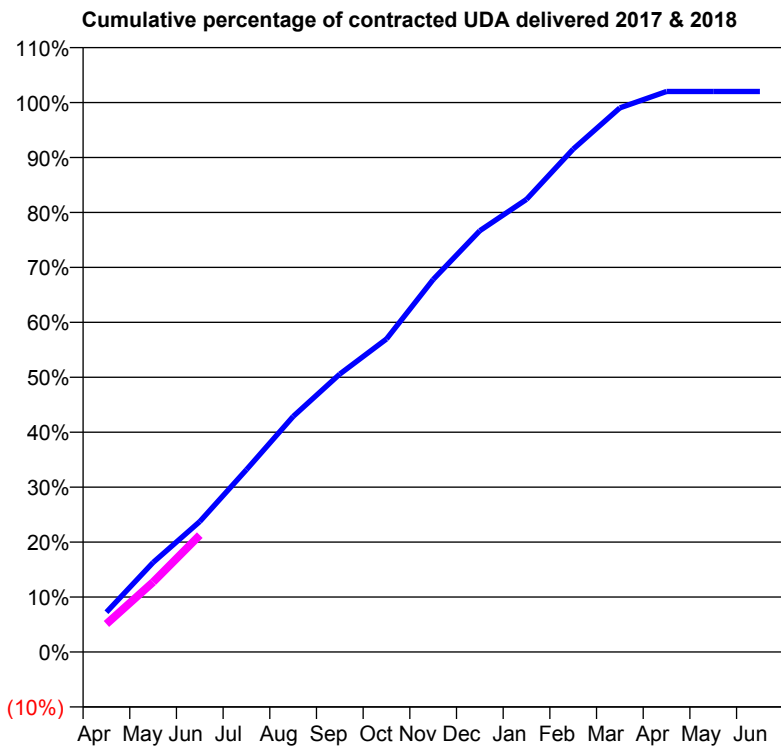
17/18 Contracted general activity (UDA)	19,026
Carry forward general activity (UDA)	0
17/18 Contracted orthodontic activity (UOA)	0
Carry forward orthodontic activity (UOA)	0
Baseline contract value	£536,583.04

ACCESS*

Patients seen in 24 months	Total	Change since previous quarter
Quarter ending June 2016	6,628	
Quarter ending September 2016	6,613	→
Quarter ending December 2016	6,607	→
Quarter ending March 2017	6,586	→
Quarter ending June 2017	6,612	→
Variance since June 2016	(0.2%)	→



ACTIVITY



Month	Adjusted Scheduled Activity (UDA)	
	2017	2018
April	1,376	971
May	3,101	2,422
June	4,520	4,048
July	6,315	
August	8,155	
September	9,623	
October	10,837	
November	12,899	
December	14,587	
January	15,674	
February	17,411	
March	18,838	
April	19,410	
May	19,410	
June	19,410	

QUALITY

	Quantity	Base Number	Contract	AT	Region	England
% of FP17s for the same patient ID Re-attending within 3 months - Children	70	659	10.6%	12.1%	13.0%	12.0%
% of FP17s for the same patient ID Re-attending within 3 months - Adults	294	2,193	13.4%	16.9%	16.6%	16.0%
% of FP17s for the same patient ID Re-attending between 3 & 9 months - Children	455	659	69.0%	57.7%	59.5%	58.0%
% of FP17s for the same patient ID Re-attending between 3 & 9 months - Adults	1,523	2,193	69.4%	51.0%	53.1%	50.9%
% of FP17s for Band 1 Urgent Courses	107	2,470	4.3%	10.6%	9.3%	9.1%
% of FP17s Relating to Free Repair or Replacements	14	2,470	0.6%	0.9%	1.0%	0.8%
% of FP17s Relating to Continuations	19	2,470	0.8%	1.1%	1.3%	1.1%
% of Patients satisfied with the dentistry they have received	14	17	82.4%	91.0%	91.9%	91.7%
% of Patients satisfied with the time they had to wait for an appointment	16	17	94.1%	87.5%	88.7%	88.0%

* This is based on patients treated on this contract for their most recent course of treatment. Figures in italics indicate the base number of FP17s or Patient Questionnaire responses are less than 100. N/A is shown where the base number of responses is less than 10 during the period. % is calculated as Quantity/Base number*100

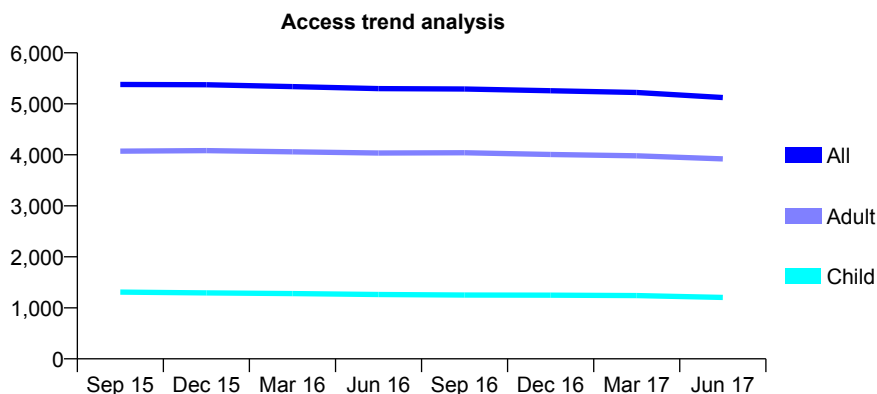
Q46 - Vital Signs At a Glance Contract Report for 324582/0001 - June 2017

Name or company name	Mushtaq, Uddin and Cohen
Contract type name	GDS Contract
Purpose of contract	General
Contract start date	01/04/2006
Contract end date	

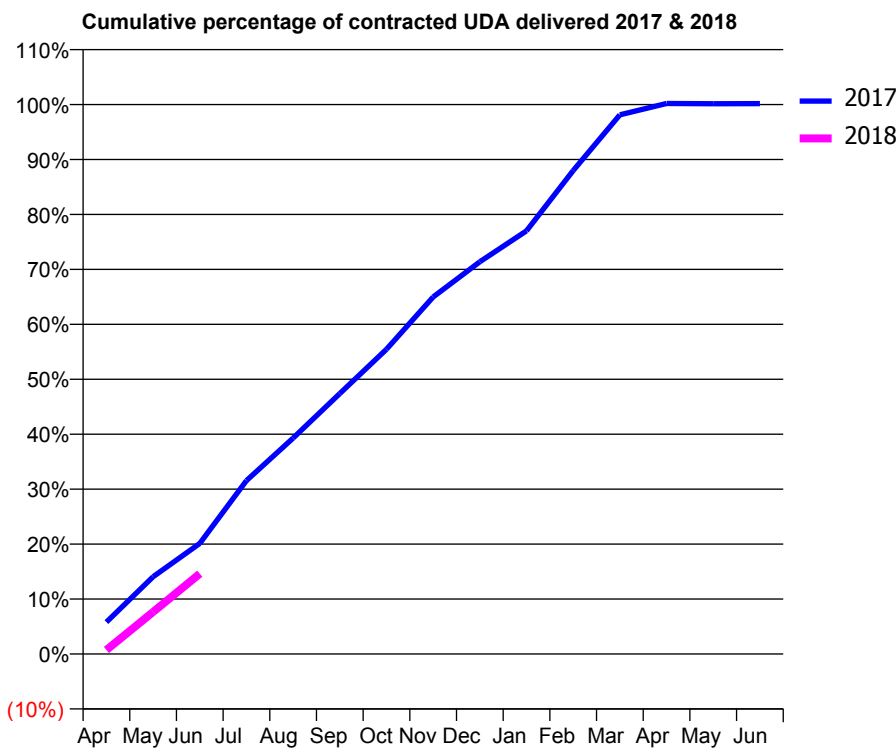
17/18 Contracted general activity (UDA)	15,979
Carry forward general activity (UDA)	0
17/18 Contracted orthodontic activity (UOA)	0
Carry forward orthodontic activity (UOA)	0
Baseline contract value	£461,450.36

ACCESS*

Patients seen in 24 months	Total	Change since previous quarter
Quarter ending June 2016	5,297	
Quarter ending September 2016	5,291	→
Quarter ending December 2016	5,256	→
Quarter ending March 2017	5,222	→
Quarter ending June 2017	5,124	↓
Variance since June 2016	(3.3%)	↓



ACTIVITY



Month	Adjusted Scheduled Activity (UDA)	
	2017	2018
April	930	119
May	2,247	1,223
June	3,218	2,335
July	5,041	
August	6,282	
September	7,573	
October	8,864	
November	10,382	
December	11,407	
January	12,304	
February	14,060	
March	15,678	
April	16,009	
May	16,001	
June	16,003	

QUALITY

	Quantity	Base Number	Contract	AT	Region	England
% of FP17s for the same patient ID Re-attending within 3 months - Children	31	377	8.2%	12.1%	13.0%	12.0%
% of FP17s for the same patient ID Re-attending within 3 months - Adults	146	994	14.7%	16.9%	16.6%	16.0%
% of FP17s for the same patient ID Re-attending between 3 & 9 months - Children	246	377	65.3%	57.7%	59.5%	58.0%
% of FP17s for the same patient ID Re-attending between 3 & 9 months - Adults	702	994	70.6%	51.0%	53.1%	50.9%
% of FP17s for Band 1 Urgent Courses	128	1,230	10.4%	10.6%	9.3%	9.1%
% of FP17s Relating to Free Repair or Replacements	20	1,230	1.6%	0.9%	1.0%	0.8%
% of FP17s Relating to Continuations	2	1,230	0.2%	1.1%	1.3%	1.1%
% of Patients satisfied with the dentistry they have received	26	27	96.3%	91.0%	91.9%	91.7%
% of Patients satisfied with the time they had to wait for an appointment	25	27	92.6%	87.5%	88.7%	88.0%

* This is based on patients treated on this contract for their most recent course of treatment. Figures in italics indicate the base number of FP17s or Patient Questionnaire responses are less than 100. N/A is shown where the base number of responses is less than 10 during the period. % is calculated as Quantity/Base number*100

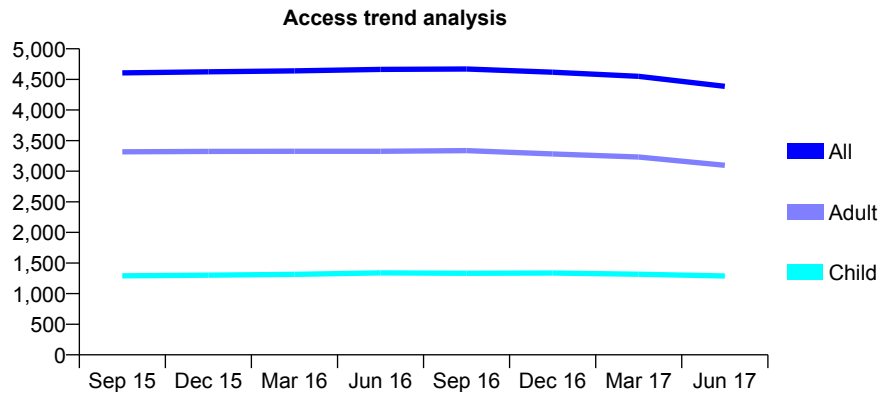
Q46 - Vital Signs At a Glance Contract Report for 325120/0001 - June 2017

Name or company name	MR JC SLATTERY
Contract type name	GDS Contract
Purpose of contract	General
Contract start date	01/04/2006
Contract end date	

17/18 Contracted general activity (UDA)	14,365
Carry forward general activity (UDA)	0
17/18 Contracted orthodontic activity (UOA)	0
Carry forward orthodontic activity (UOA)	0
Baseline contract value	£385,105.33

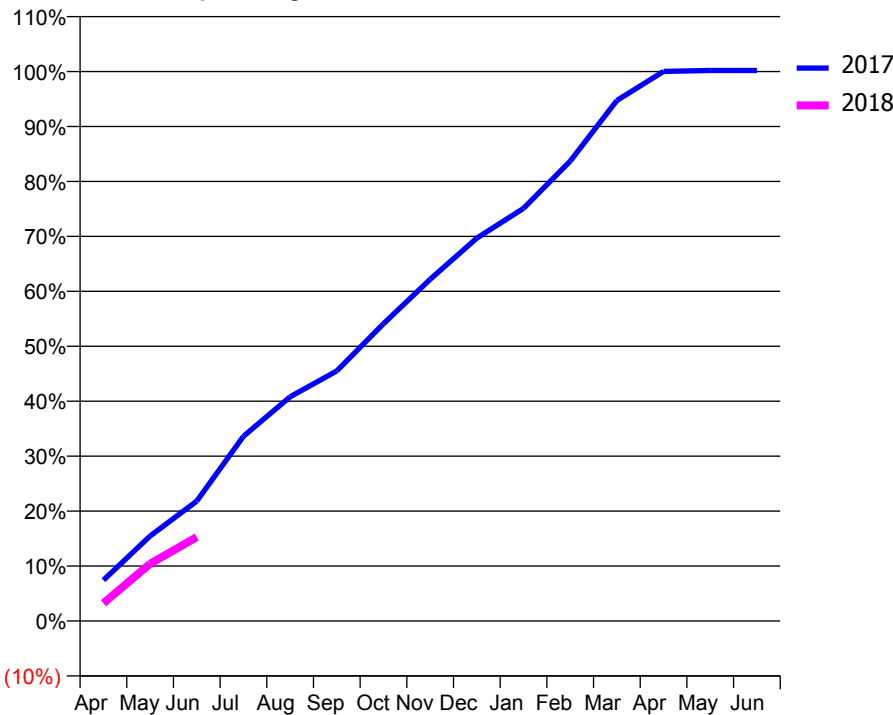
ACCESS*

Patients seen in 24 months	Total	Change since previous quarter
Quarter ending June 2016	4,664	
Quarter ending September 2016	4,670	→
Quarter ending December 2016	4,618	↓
Quarter ending March 2017	4,550	↓
Quarter ending June 2017	4,387	↓
Variance since June 2016	(5.9%)	↓



ACTIVITY

Cumulative percentage of contracted UDA delivered 2017 & 2018



Month	Adjusted Scheduled Activity (UDA)	
	2017	2018
April	1,068	464
May	2,221	1,498
June	3,134	2,194
July	4,831	
August	5,862	
September	6,538	
October	7,772	
November	8,933	
December	10,010	
January	10,787	
February	12,022	
March	13,608	
April	14,368	
May	14,391	
June	14,391	

QUALITY

	Quantity	Base Number	Contract	AT	Region	England
% of FP17s for the same patient ID Re-attending within 3 months - Children	41	392	10.5%	12.1%	13.0%	12.0%
% of FP17s for the same patient ID Re-attending within 3 months - Adults	142	902	15.7%	16.9%	16.6%	16.0%
% of FP17s for the same patient ID Re-attending between 3 & 9 months - Children	209	392	53.3%	57.7%	59.5%	58.0%
% of FP17s for the same patient ID Re-attending between 3 & 9 months - Adults	378	902	41.9%	51.0%	53.1%	50.9%
% of FP17s for Band 1 Urgent Courses	133	1,006	13.2%	10.6%	9.3%	9.1%
% of FP17s Relating to Free Repair or Replacements	4	1,006	0.4%	0.9%	1.0%	0.8%
% of FP17s Relating to Continuations	34	1,006	3.4%	1.1%	1.3%	1.1%
% of Patients satisfied with the dentistry they have received	5	5	N/A	91.0%	91.9%	91.7%
% of Patients satisfied with the time they had to wait for an appointment	5	5	N/A	87.5%	88.7%	88.0%

* This is based on patients treated on this contract for their most recent course of treatment. Figures in italics indicate the base number of FP17s or Patient Questionnaire responses are less than 100. N/A is shown where the base number of responses is less than 10 during the period. % is calculated as Quantity/Base number*100

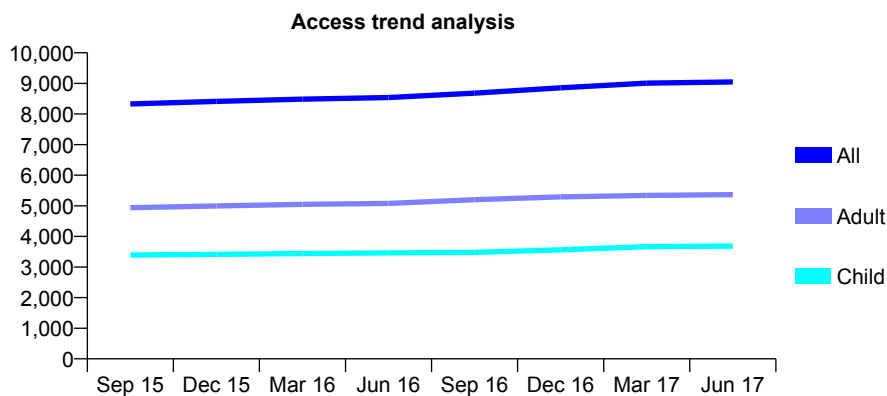
Q46 - Vital Signs At a Glance Contract Report for 326453/0001 - June 2017

Name or company name	MR I SALEEM
Contract type name	GDS Contract
Purpose of contract	General
Contract start date	01/04/2006
Contract end date	

17/18 Contracted general activity (UDA)	20,139
Carry forward general activity (UDA)	0
17/18 Contracted orthodontic activity (UOA)	0
Carry forward orthodontic activity (UOA)	0
Baseline contract value	£678,415.73

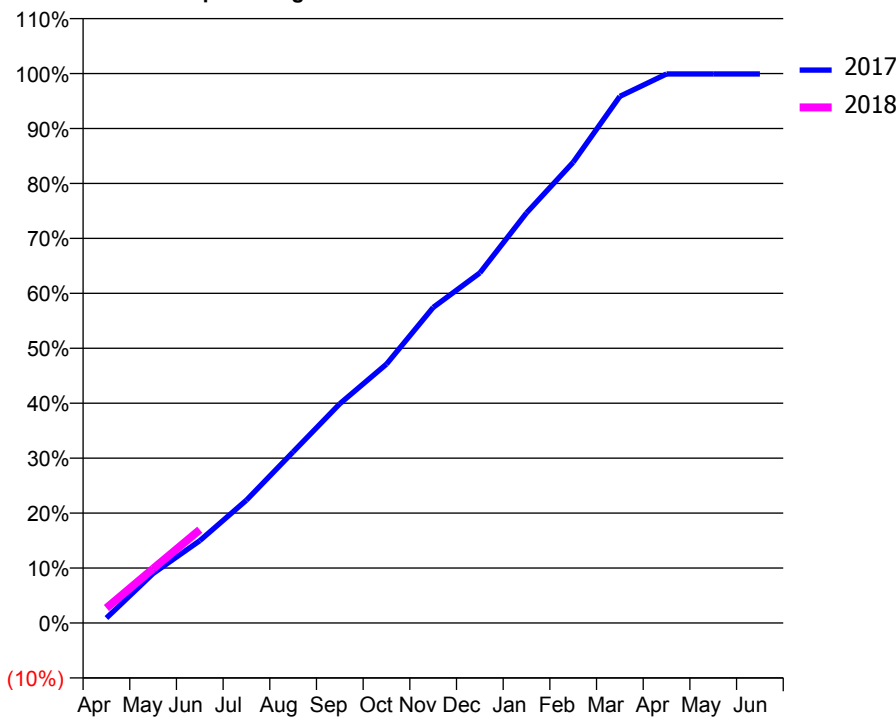
ACCESS*

Patients seen in 24 months	Total	Change since previous quarter
Quarter ending June 2016	8,540	
Quarter ending September 2016	8,682	→
Quarter ending December 2016	8,855	→
Quarter ending March 2017	9,008	→
Quarter ending June 2017	9,046	→
Variance since June 2016	5.9%	↑



ACTIVITY

Cumulative percentage of contracted UDA delivered 2017 & 2018



Month	Adjusted Scheduled Activity (UDA)	
	2017	2018
April	183	551
May	1,817	1,989
June	3,017	3,419
July	4,503	
August	6,273	
September	8,037	
October	9,486	
November	11,564	
December	12,831	
January	15,031	
February	16,889	
March	19,299	
April	20,122	
May	20,122	
June	20,122	

QUALITY

	Quantity	Base Number	Contract	AT	Region	England
% of FP17s for the same patient ID Re-attending within 3 months - Children	27	1,063	2.5%	12.1%	13.0%	12.0%
% of FP17s for the same patient ID Re-attending within 3 months - Adults	59	1,234	4.8%	16.9%	16.6%	16.0%
% of FP17s for the same patient ID Re-attending between 3 & 9 months - Children	552	1,063	51.9%	57.7%	59.5%	58.0%
% of FP17s for the same patient ID Re-attending between 3 & 9 months - Adults	561	1,234	45.5%	51.0%	53.1%	50.9%
% of FP17s for Band 1 Urgent Courses	51	1,703	3.0%	10.6%	9.3%	9.1%
% of FP17s Relating to Free Repair or Replacements	0	1,703	0.0%	0.9%	1.0%	0.8%
% of FP17s Relating to Continuations	3	1,703	0.2%	1.1%	1.3%	1.1%
% of Patients satisfied with the dentistry they have received	3	4	N/A	91.0%	91.9%	91.7%
% of Patients satisfied with the time they had to wait for an appointment	3	4	N/A	87.5%	88.7%	88.0%

* This is based on patients treated on this contract for their most recent course of treatment. Figures in italics indicate the base number of FP17s or Patient Questionnaire responses are less than 100. N/A is shown where the base number of responses is less than 10 during the period. % is calculated as Quantity/Base number*100

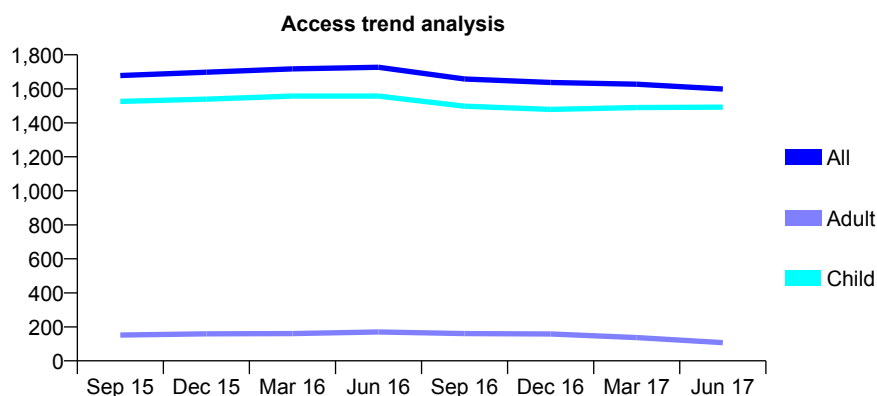
Q46 - Vital Signs At a Glance Contract Report for 329622/0001 - June 2017

Name or company name	MR SD HOWARTH
Contract type name	GDS Contract
Purpose of contract	General
Contract start date	01/04/2006
Contract end date	

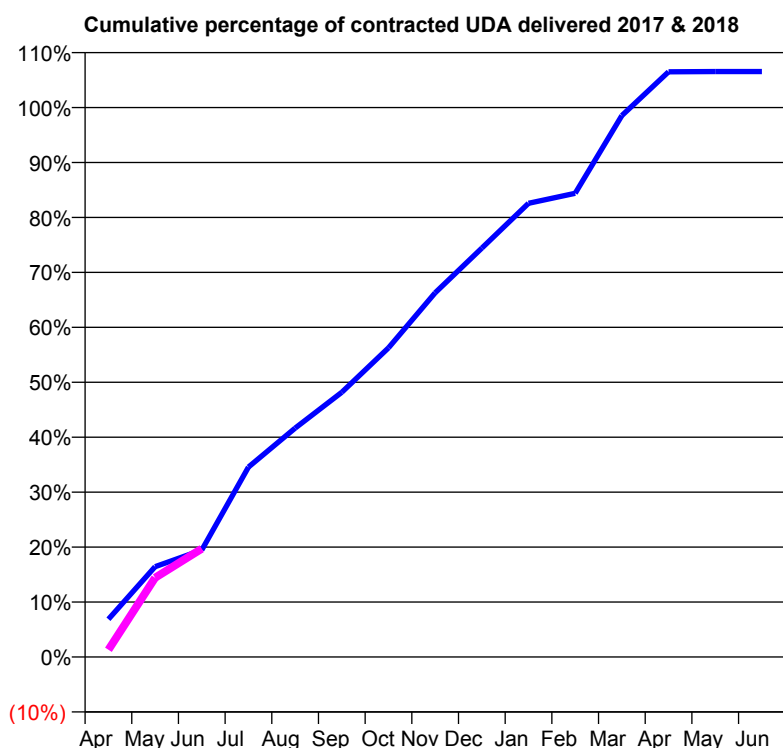
17/18 Contracted general activity (UDA)	3,000
Carry forward general activity (UDA)	0
17/18 Contracted orthodontic activity (UOA)	0
Carry forward orthodontic activity (UOA)	0
Baseline contract value	£73,341.76

ACCESS*

Patients seen in 24 months	Total	Change since previous quarter
Quarter ending June 2016	1,727	
Quarter ending September 2016	1,658	↓
Quarter ending December 2016	1,637	↓
Quarter ending March 2017	1,627	→
Quarter ending June 2017	1,599	↓
Variance since June 2016	(7.4%)	↓



ACTIVITY



Adjusted Scheduled Activity (UDA)		
Month	2017	2018
April	206	39
May	493	433
June	584	592
July	1,037	
August	1,250	
September	1,446	
October	1,688	
November	1,988	
December	2,233	
January	2,477	
February	2,531	
March	2,956	
April	3,195	
May	3,196	
June	3,196	

QUALITY

	Quantity	Base Number	Contract	AT	Region	England
% of FP17s for the same patient ID Re-attending within 3 months - Children	72	662	10.9%	12.1%	13.0%	12.0%
% of FP17s for the same patient ID Re-attending within 3 months - Adults	0	0	N/A	16.9%	16.6%	16.0%
% of FP17s for the same patient ID Re-attending between 3 & 9 months - Children	441	662	66.6%	57.7%	59.5%	58.0%
% of FP17s for the same patient ID Re-attending between 3 & 9 months - Adults	0	0	N/A	51.0%	53.1%	50.9%
% of FP17s for Band 1 Urgent Courses	23	471	4.9%	10.6%	9.3%	9.1%
% of FP17s Relating to Free Repair or Replacements	0	471	0.0%	0.9%	1.0%	0.8%
% of FP17s Relating to Continuations	0	471	0.0%	1.1%	1.3%	1.1%
% of Patients satisfied with the dentistry they have received	1	1	N/A	91.0%	91.9%	91.7%
% of Patients satisfied with the time they had to wait for an appointment	1	1	N/A	87.5%	88.7%	88.0%

* This is based on patients treated on this contract for their most recent course of treatment. Figures in italics indicate the base number of FP17s or Patient Questionnaire responses are less than 100. N/A is shown where the base number of responses is less than 10 during the period. % is calculated as Quantity/Base number*100

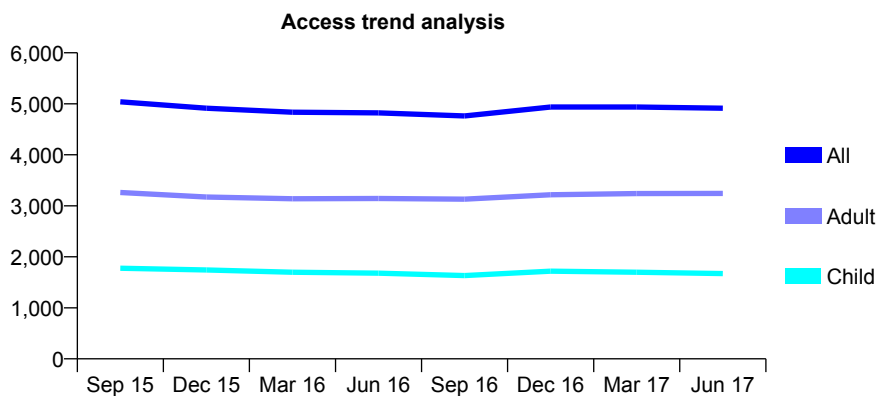
Q46 - Vital Signs At a Glance Contract Report for 336815/0001 - June 2017

Name or company name	MR S PATEL
Contract type name	GDS Contract
Purpose of contract	General
Contract start date	18/03/2010
Contract end date	

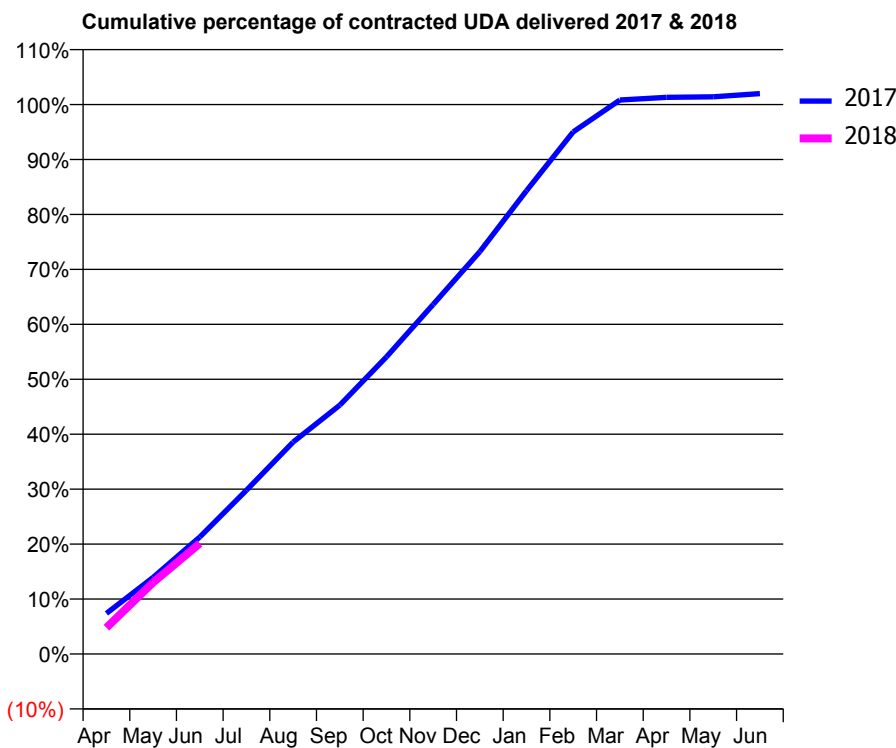
17/18 Contracted general activity (UDA)	11,938
Carry forward general activity (UDA)	0
17/18 Contracted orthodontic activity (UOA)	0
Carry forward orthodontic activity (UOA)	0
Baseline contract value	£327,171.00

ACCESS*

Patients seen in 24 months	Total	Change since previous quarter
Quarter ending June 2016	4,823	
Quarter ending September 2016	4,763	↓
Quarter ending December 2016	4,937	↑
Quarter ending March 2017	4,938	→
Quarter ending June 2017	4,915	→
Variance since June 2016	1.9%	→



ACTIVITY



Month	Adjusted Scheduled Activity (UDA)	
	2017	2018
April	882	572
May	1,664	1,553
June	2,543	2,404
July	3,558	
August	4,604	
September	5,407	
October	6,457	
November	7,595	
December	8,741	
January	10,067	
February	11,344	
March	12,037	
April	12,094	
May	12,106	
June	12,173	

QUALITY

	Quantity	Base Number	Contract	AT	Region	England
% of FP17s for the same patient ID Re-attending within 3 months - Children	62	687	9.0%	12.1%	13.0%	12.0%
% of FP17s for the same patient ID Re-attending within 3 months - Adults	216	1,231	17.5%	16.9%	16.6%	16.0%
% of FP17s for the same patient ID Re-attending between 3 & 9 months - Children	472	687	68.7%	57.7%	59.5%	58.0%
% of FP17s for the same patient ID Re-attending between 3 & 9 months - Adults	711	1,231	57.8%	51.0%	53.1%	50.9%
% of FP17s for Band 1 Urgent Courses	191	1,381	13.8%	10.6%	9.3%	9.1%
% of FP17s Relating to Free Repair or Replacements	3	1,381	0.2%	0.9%	1.0%	0.8%
% of FP17s Relating to Continuations	3	1,381	0.2%	1.1%	1.3%	1.1%
% of Patients satisfied with the dentistry they have received	3	4	N/A	91.0%	91.9%	91.7%
% of Patients satisfied with the time they had to wait for an appointment	3	4	N/A	87.5%	88.7%	88.0%

* This is based on patients treated on this contract for their most recent course of treatment. Figures in italics indicate the base number of FP17s or Patient Questionnaire responses are less than 100. N/A is shown where the base number of responses is less than 10 during the period. % is calculated as Quantity/Base number*100

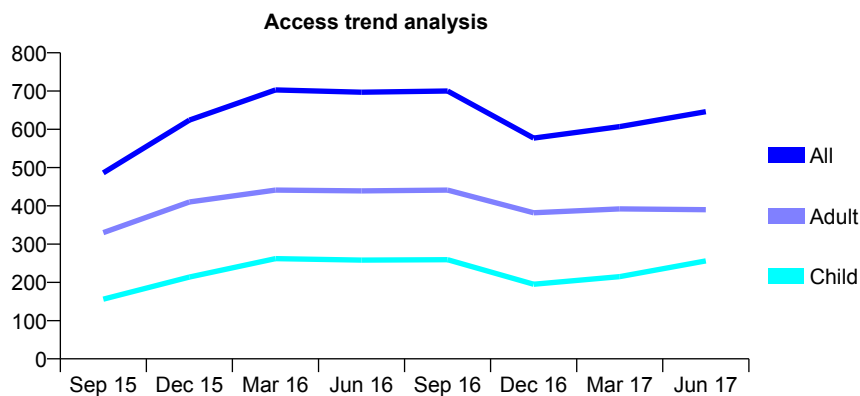
Q46 - Vital Signs At a Glance Contract Report for 336815/0002 - June 2017

Name or company name	MR S PATEL
Contract type name	GDS Contract
Purpose of contract	General
Contract start date	18/03/2010
Contract end date	

17/18 Contracted general activity (UDA)	1,900
Carry forward general activity (UDA)	0
17/18 Contracted orthodontic activity (UOA)	0
Carry forward orthodontic activity (UOA)	0
Baseline contract value	£44,451.36

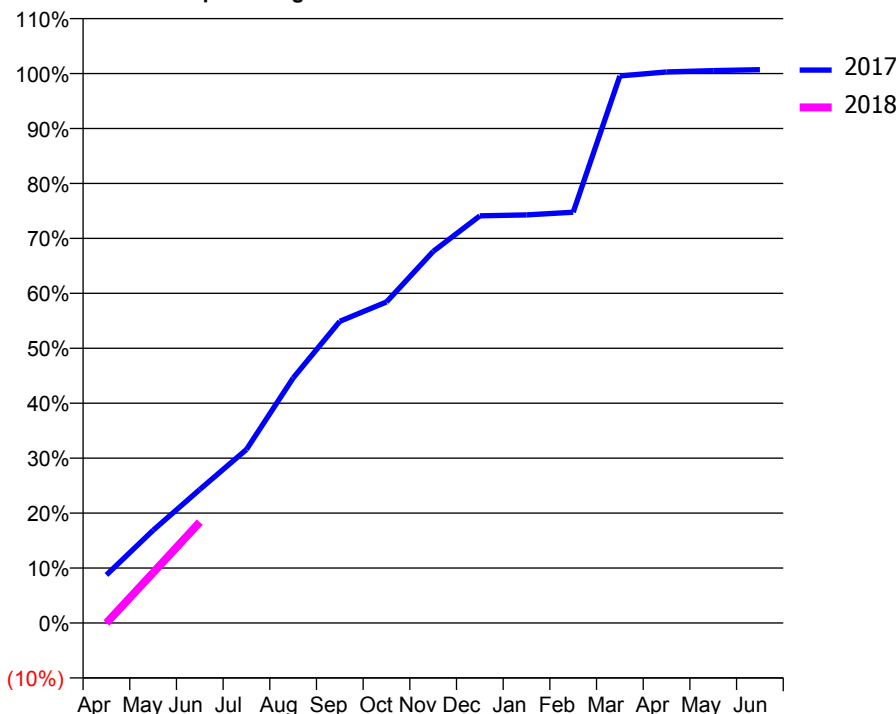
ACCESS*

Patients seen in 24 months	Total	Change since previous quarter
Quarter ending June 2016	697	
Quarter ending September 2016	700	→
Quarter ending December 2016	577	↓
Quarter ending March 2017	607	↑
Quarter ending June 2017	646	↑
Variance since June 2016	(7.3%)	↓



ACTIVITY

Cumulative percentage of contracted UDA delivered 2017 & 2018



Month	Adjusted Scheduled Activity (UDA)	
	2017	2018
April	166	0
May	321	174
June	462	349
July	600	
August	847	
September	1,043	
October	1,110	
November	1,285	
December	1,408	
January	1,411	
February	1,420	
March	1,892	
April	1,906	
May	1,910	
June	1,913	

QUALITY

	Quantity	Base Number	Contract	AT	Region	England
% of FP17s for the same patient ID Re-attending within 3 months - Children	1	106	0.9%	12.1%	13.0%	12.0%
% of FP17s for the same patient ID Re-attending within 3 months - Adults	12	149	8.1%	16.9%	16.6%	16.0%
% of FP17s for the same patient ID Re-attending between 3 & 9 months - Children	15	106	14.2%	57.7%	59.5%	58.0%
% of FP17s for the same patient ID Re-attending between 3 & 9 months - Adults	20	149	13.4%	51.0%	53.1%	50.9%
% of FP17s for Band 1 Urgent Courses	29	237	12.2%	10.6%	9.3%	9.1%
% of FP17s Relating to Free Repair or Replacements	3	237	1.3%	0.9%	1.0%	0.8%
% of FP17s Relating to Continuations	0	237	0.0%	1.1%	1.3%	1.1%
% of Patients satisfied with the dentistry they have received	2	2	N/A	91.0%	91.9%	91.7%
% of Patients satisfied with the time they had to wait for an appointment	0	2	N/A	87.5%	88.7%	88.0%

* This is based on patients treated on this contract for their most recent course of treatment. Figures in italics indicate the base number of FP17s or Patient Questionnaire responses are less than 100. N/A is shown where the base number of responses is less than 10 during the period. % is calculated as Quantity/Base number*100

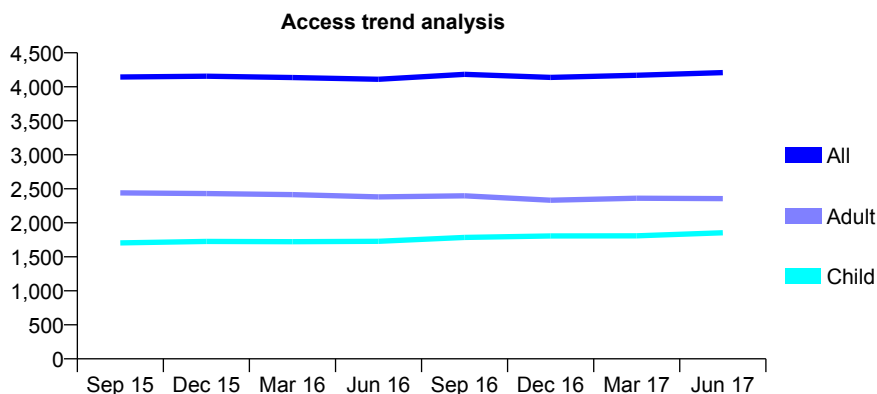
Q46 - Vital Signs At a Glance Contract Report for 339881/0001 - June 2017

Name or company name	MR S MIRTORABI
Contract type name	GDS Contract
Purpose of contract	General
Contract start date	01/04/2006
Contract end date	

17/18 Contracted general activity (UDA)	10,570
Carry forward general activity (UDA)	0
17/18 Contracted orthodontic activity (UOA)	0
Carry forward orthodontic activity (UOA)	0
Baseline contract value	£334,396.87

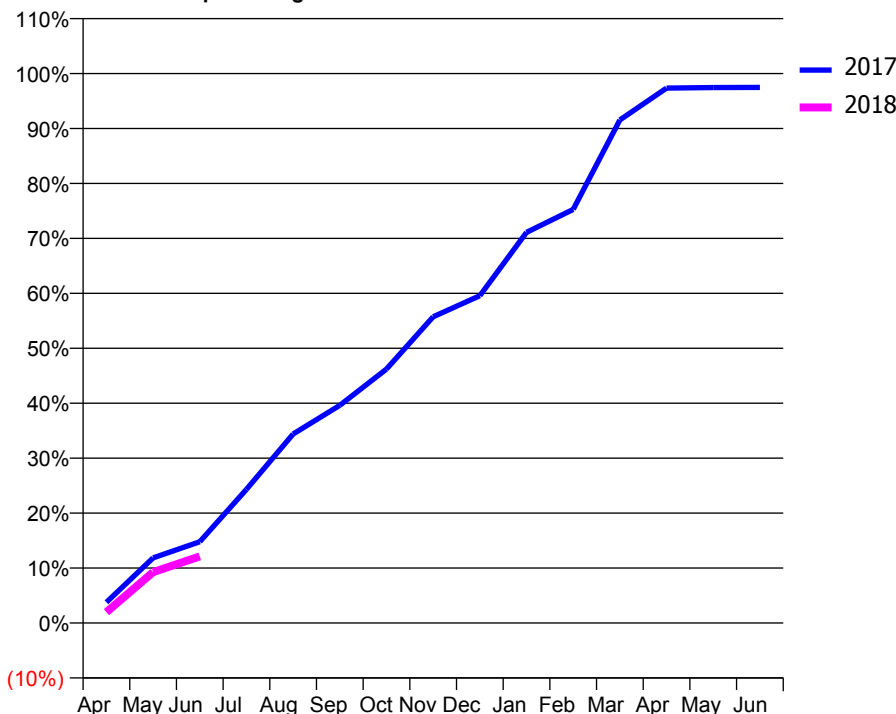
ACCESS*

Patients seen in 24 months	Total	Change since previous quarter
Quarter ending June 2016	4,110	
Quarter ending September 2016	4,184	→
Quarter ending December 2016	4,139	↓
Quarter ending March 2017	4,169	→
Quarter ending June 2017	4,208	→
Variance since June 2016	2.4%	↑



ACTIVITY

Cumulative percentage of contracted UDA delivered 2017 & 2018



Adjusted Scheduled Activity (UDA)

Month	2017	2018
April	398	208
May	1,252	979
June	1,564	1,281
July	2,570	
August	3,637	
September	4,188	
October	4,884	
November	5,890	
December	6,296	
January	7,513	
February	7,954	
March	9,676	
April	10,289	
May	10,301	
June	10,302	

QUALITY

	Quantity	Base Number	Contract	AT	Region	England
% of FP17s for the same patient ID Re-attending within 3 months - Children	52	593	8.8%	12.1%	13.0%	12.0%
% of FP17s for the same patient ID Re-attending within 3 months - Adults	67	540	12.4%	16.9%	16.6%	16.0%
% of FP17s for the same patient ID Re-attending between 3 & 9 months - Children	307	593	51.8%	57.7%	59.5%	58.0%
% of FP17s for the same patient ID Re-attending between 3 & 9 months - Adults	198	540	36.7%	51.0%	53.1%	50.9%
% of FP17s for Band 1 Urgent Courses	41	618	6.6%	10.6%	9.3%	9.1%
% of FP17s Relating to Free Repair or Replacements	1	618	0.2%	0.9%	1.0%	0.8%
% of FP17s Relating to Continuations	8	618	1.3%	1.1%	1.3%	1.1%
% of Patients satisfied with the dentistry they have received	2	2	N/A	91.0%	91.9%	91.7%
% of Patients satisfied with the time they had to wait for an appointment	2	2	N/A	87.5%	88.7%	88.0%

* This is based on patients treated on this contract for their most recent course of treatment. Figures in italics indicate the base number of FP17s or Patient Questionnaire responses are less than 100. N/A is shown where the base number of responses is less than 10 during the period. % is calculated as Quantity/Base number*100

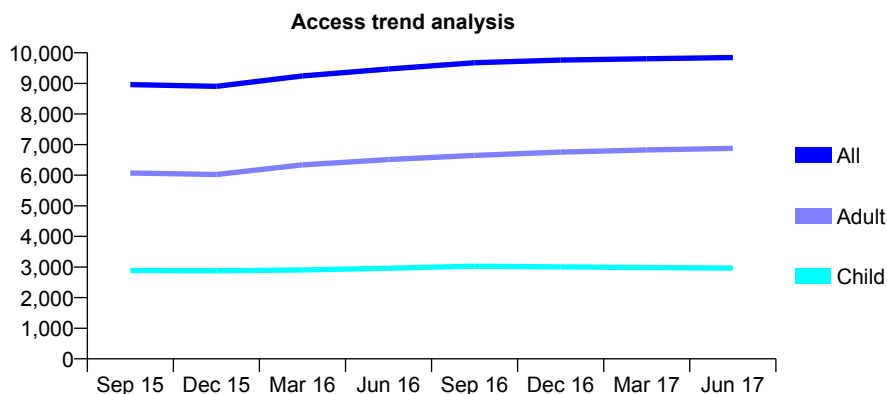
Q46 - Vital Signs At a Glance Contract Report for 342327/0001 - June 2017

Name or company name	MR MK MUSHTAQ
Contract type name	GDS Contract
Purpose of contract	General
Contract start date	01/04/2006
Contract end date	

17/18 Contracted general activity (UDA)	22,660
Carry forward general activity (UDA)	0
17/18 Contracted orthodontic activity (UOA)	0
Carry forward orthodontic activity (UOA)	0
Baseline contract value	£600,329.12

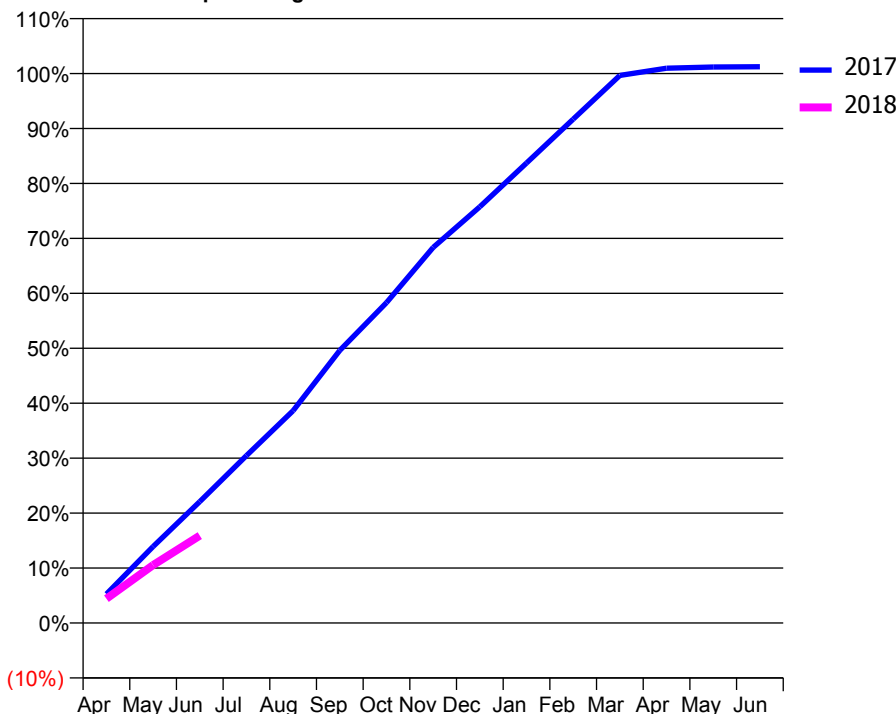
ACCESS*

Patients seen in 24 months	Total	Change since previous quarter
Quarter ending June 2016	9,470	
Quarter ending September 2016	9,674	↑
Quarter ending December 2016	9,762	→
Quarter ending March 2017	9,807	→
Quarter ending June 2017	9,844	→
Variance since June 2016	3.9%	↑



ACTIVITY

Cumulative percentage of contracted UDA delivered 2017 & 2018



Month	Adjusted Scheduled Activity (UDA)	
	2017	2018
April	1,196	1,005
May	3,153	2,387
June	5,005	3,603
July	6,906	
August	8,759	
September	11,240	
October	13,214	
November	15,490	
December	17,165	
January	18,969	
February	20,778	
March	22,581	
April	22,880	
May	22,926	
June	22,939	

QUALITY

	Quantity	Base Number	Contract	AT	Region	England
% of FP17s for the same patient ID Re-attending within 3 months - Children	50	843	5.9%	12.1%	13.0%	12.0%
% of FP17s for the same patient ID Re-attending within 3 months - Adults	211	1,642	12.9%	16.9%	16.6%	16.0%
% of FP17s for the same patient ID Re-attending between 3 & 9 months - Children	462	843	54.8%	57.7%	59.5%	58.0%
% of FP17s for the same patient ID Re-attending between 3 & 9 months - Adults	799	1,642	48.7%	51.0%	53.1%	50.9%
% of FP17s for Band 1 Urgent Courses	180	1,975	9.1%	10.6%	9.3%	9.1%
% of FP17s Relating to Free Repair or Replacements	15	1,975	0.8%	0.9%	1.0%	0.8%
% of FP17s Relating to Continuations	11	1,975	0.6%	1.1%	1.3%	1.1%
% of Patients satisfied with the dentistry they have received	7	8	N/A	91.0%	91.9%	91.7%
% of Patients satisfied with the time they had to wait for an appointment	7	8	N/A	87.5%	88.7%	88.0%

* This is based on patients treated on this contract for their most recent course of treatment. Figures in italics indicate the base number of FP17s or Patient Questionnaire responses are less than 100. N/A is shown where the base number of responses is less than 10 during the period. % is calculated as Quantity/Base number*100

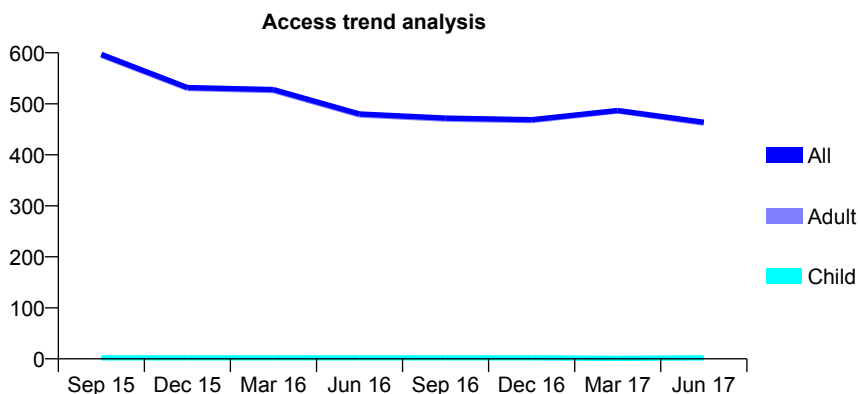
Q46 - Vital Signs At a Glance Contract Report for 342327/0002 - June 2017

Name or company name	MR MK MUSHTAQ
Contract type name	PDS Contract
Purpose of contract	General
Contract start date	01/04/2013
Contract end date	31/03/2018

17/18 Contracted general activity (UDA)	700
Carry forward general activity (UDA)	0
17/18 Contracted orthodontic activity (UOA)	0
Carry forward orthodontic activity (UOA)	0
Baseline contract value	£59,099.84

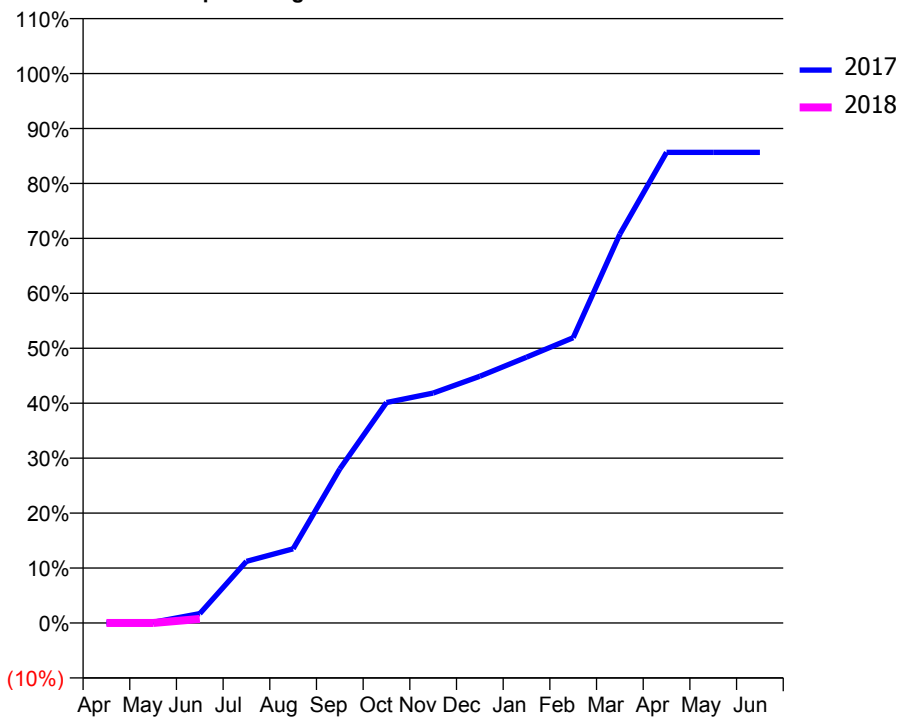
ACCESS*

Patients seen in 24 months	Total	Change since previous quarter
Quarter ending June 2016	480	
Quarter ending September 2016	472	↓
Quarter ending December 2016	469	→
Quarter ending March 2017	487	↑
Quarter ending June 2017	464	↓
Variance since June 2016	(3.3%)	↓



ACTIVITY

Cumulative percentage of contracted UDA delivered 2017 & 2018



QUALITY

	Quantity	Base Number	Contract	AT	Region	England
% of FP17s for the same patient ID Re-attending within 3 months - Children	0	0	N/A	12.1%	13.0%	12.0%
% of FP17s for the same patient ID Re-attending within 3 months - Adults	0	72	0.0%	16.9%	16.6%	16.0%
% of FP17s for the same patient ID Re-attending between 3 & 9 months - Children	0	0	N/A	57.7%	59.5%	58.0%
% of FP17s for the same patient ID Re-attending between 3 & 9 months - Adults	1	72	1.4%	51.0%	53.1%	50.9%
% of FP17s for Band 1 Urgent Courses	1	5	20.0%	10.6%	9.3%	9.1%
% of FP17s Relating to Free Repair or Replacements	0	5	0.0%	0.9%	1.0%	0.8%
% of FP17s Relating to Continuations	0	5	0.0%	1.1%	1.3%	1.1%
% of Patients satisfied with the dentistry they have received	0	0	N/A	91.0%	91.9%	91.7%
% of Patients satisfied with the time they had to wait for an appointment	0	0	N/A	87.5%	88.7%	88.0%

* This is based on patients treated on this contract for their most recent course of treatment. Figures in italics indicate the base number of FP17s or Patient Questionnaire responses are less than 100. N/A is shown where the base number of responses is less than 10 during the period. % is calculated as Quantity/Base number*100

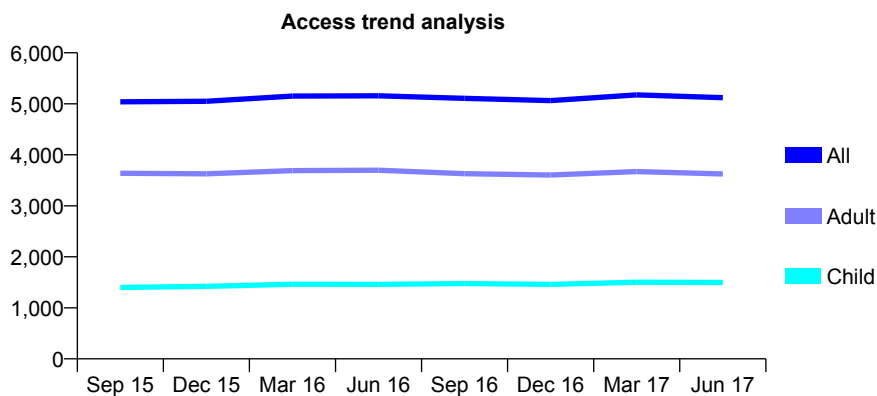
Q46 - Vital Signs At a Glance Contract Report for 356956/0001 - June 2017

Name or company name	MF Dental Partners
Contract type name	GDS Contract
Purpose of contract	General
Contract start date	18/09/2007
Contract end date	

17/18 Contracted general activity (UDA)	10,000
Carry forward general activity (UDA)	0
17/18 Contracted orthodontic activity (UOA)	0
Carry forward orthodontic activity (UOA)	0
Baseline contract value	£253,831.57

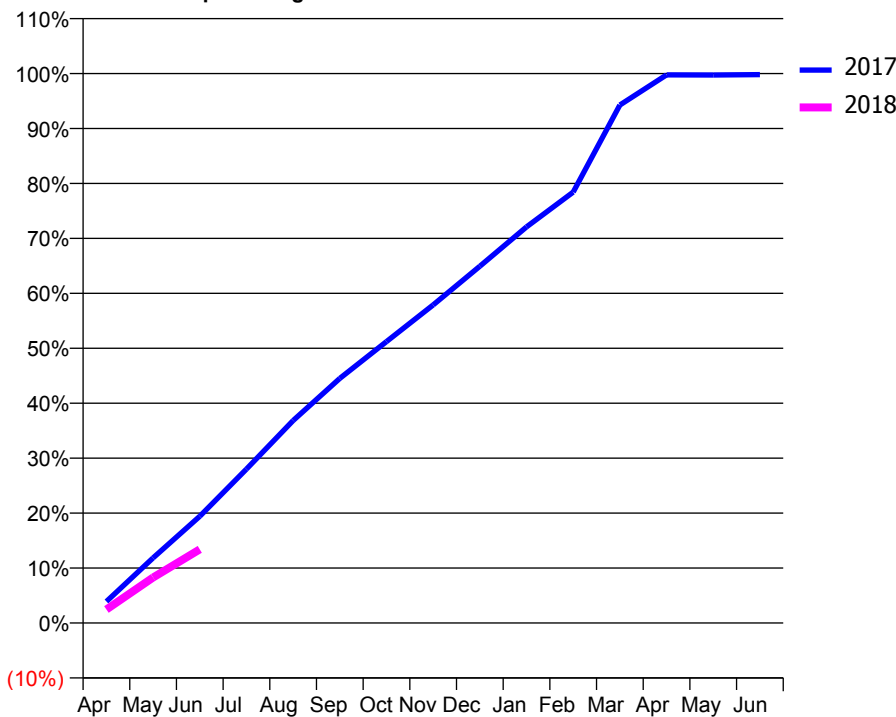
ACCESS*

Patients seen in 24 months	Total	Change since previous quarter
Quarter ending June 2016	5,158	
Quarter ending September 2016	5,106	↓
Quarter ending December 2016	5,064	→
Quarter ending March 2017	5,175	↑
Quarter ending June 2017	5,121	↓
Variance since June 2016	(0.7%)	→



ACTIVITY

Cumulative percentage of contracted UDA delivered 2017 & 2018



Month	Adjusted Scheduled Activity (UDA)	
	2017	2018
April	393	247
May	1,185	828
June	1,943	1,340
July	2,802	
August	3,684	
September	4,451	
October	5,120	
November	5,790	
December	6,494	
January	7,207	
February	7,842	
March	9,426	
April	9,975	
May	9,973	
June	9,980	

QUALITY

	Quantity	Base Number	Contract	AT	Region	England
% of FP17s for the same patient ID Re-attending within 3 months - Children	35	481	7.3%	12.1%	13.0%	12.0%
% of FP17s for the same patient ID Re-attending within 3 months - Adults	107	1,030	10.4%	16.9%	16.6%	16.0%
% of FP17s for the same patient ID Re-attending between 3 & 9 months - Children	294	481	61.1%	57.7%	59.5%	58.0%
% of FP17s for the same patient ID Re-attending between 3 & 9 months - Adults	603	1,030	58.5%	51.0%	53.1%	50.9%
% of FP17s for Band 1 Urgent Courses	29	743	3.9%	10.6%	9.3%	9.1%
% of FP17s Relating to Free Repair or Replacements	1	743	0.1%	0.9%	1.0%	0.8%
% of FP17s Relating to Continuations	0	743	0.0%	1.1%	1.3%	1.1%
% of Patients satisfied with the dentistry they have received	7	7	N/A	91.0%	91.9%	91.7%
% of Patients satisfied with the time they had to wait for an appointment	7	7	N/A	87.5%	88.7%	88.0%

* This is based on patients treated on this contract for their most recent course of treatment. Figures in italics indicate the base number of FP17s or Patient Questionnaire responses are less than 100. N/A is shown where the base number of responses is less than 10 during the period. % is calculated as Quantity/Base number*100

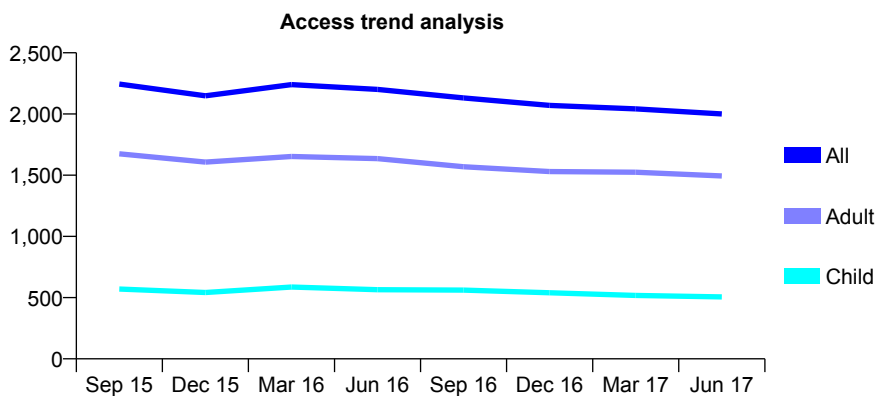
Q46 - Vital Signs At a Glance Contract Report for 356956/0002 - June 2017

Name or company name	MF Dental Partners
Contract type name	GDS Contract
Purpose of contract	General
Contract start date	01/08/2013
Contract end date	

17/18 Contracted general activity (UDA)	5,388
Carry forward general activity (UDA)	0
17/18 Contracted orthodontic activity (UOA)	0
Carry forward orthodontic activity (UOA)	0
Baseline contract value	£147,286.33

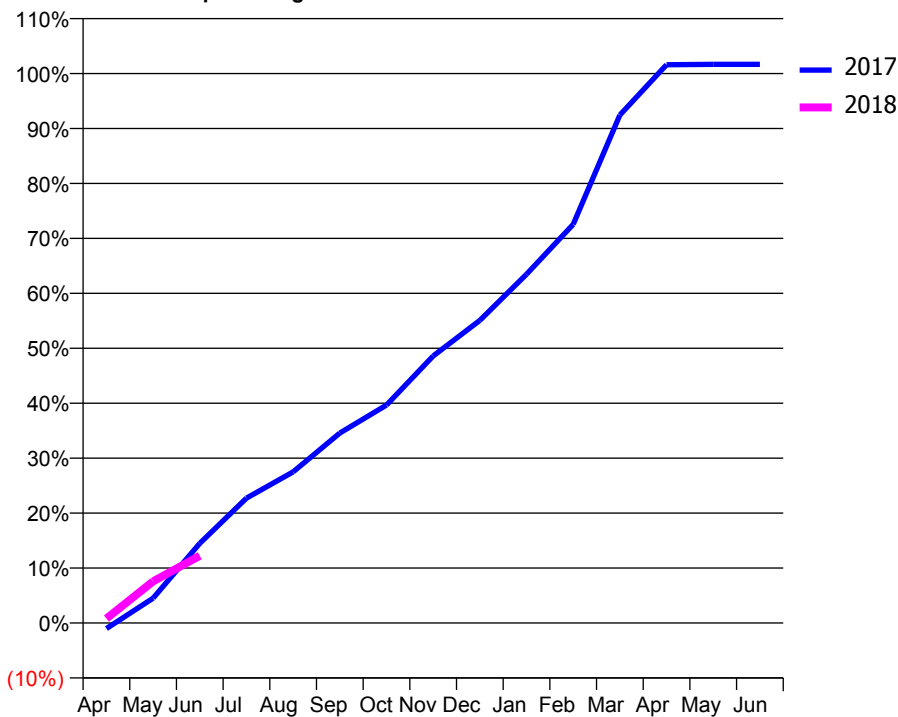
ACCESS*

Patients seen in 24 months	Total	Change since previous quarter
Quarter ending June 2016	2,201	
Quarter ending September 2016	2,131	↓
Quarter ending December 2016	2,070	↓
Quarter ending March 2017	2,042	↓
Quarter ending June 2017	2,000	↓
Variance since June 2016	(9.1%)	↓



ACTIVITY

Cumulative percentage of contracted UDA delivered 2017 & 2018



Month	Adjusted Scheduled Activity (UDA)	
	2017	2018
April	-56	44
May	243	408
June	781	660
July	1,225	
August	1,483	
September	1,863	
October	2,137	
November	2,618	
December	2,967	
January	3,420	
February	3,909	
March	4,981	
April	5,474	
May	5,478	
June	5,478	

QUALITY

	Quantity	Base Number	Contract	AT	Region	England
% of FP17s for the same patient ID Re-attending within 3 months - Children	12	121	9.9%	12.1%	13.0%	12.0%
% of FP17s for the same patient ID Re-attending within 3 months - Adults	54	372	14.5%	16.9%	16.6%	16.0%
% of FP17s for the same patient ID Re-attending between 3 & 9 months - Children	54	121	44.6%	57.7%	59.5%	58.0%
% of FP17s for the same patient ID Re-attending between 3 & 9 months - Adults	181	372	48.7%	51.0%	53.1%	50.9%
% of FP17s for Band 1 Urgent Courses	25	329	7.6%	10.6%	9.3%	9.1%
% of FP17s Relating to Free Repair or Replacements	4	329	1.2%	0.9%	1.0%	0.8%
% of FP17s Relating to Continuations	3	329	0.9%	1.1%	1.3%	1.1%
% of Patients satisfied with the dentistry they have received	2	2	N/A	91.0%	91.9%	91.7%
% of Patients satisfied with the time they had to wait for an appointment	2	2	N/A	87.5%	88.7%	88.0%

* This is based on patients treated on this contract for their most recent course of treatment. Figures in italics indicate the base number of FP17s or Patient Questionnaire responses are less than 100. N/A is shown where the base number of responses is less than 10 during the period. % is calculated as Quantity/Base number*100

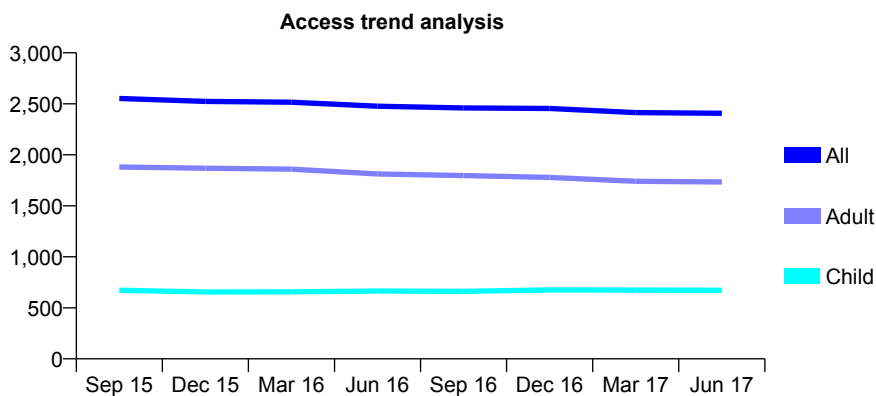
Q46 - Vital Signs At a Glance Contract Report for 358975/0001 - June 2017

Name or company name	MISS P STOREY
Contract type name	GDS Contract
Purpose of contract	General
Contract start date	06/05/2011
Contract end date	

17/18 Contracted general activity (UDA)	6,504
Carry forward general activity (UDA)	0
17/18 Contracted orthodontic activity (UOA)	0
Carry forward orthodontic activity (UOA)	0
Baseline contract value	£181,055.60

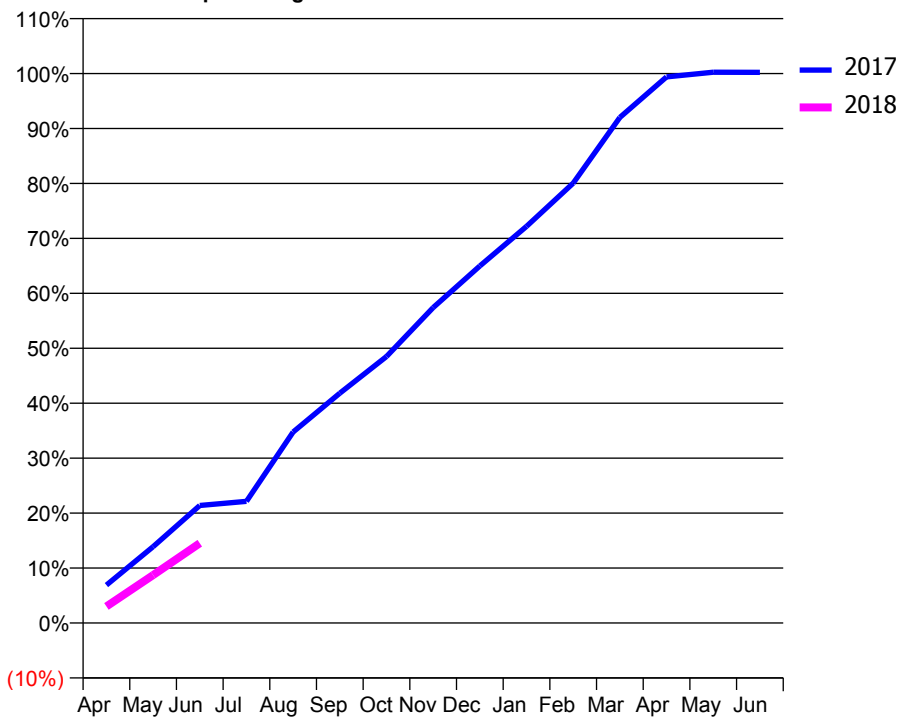
ACCESS*

Patients seen in 24 months	Total	Change since previous quarter
Quarter ending June 2016	2,477	
Quarter ending September 2016	2,459	→
Quarter ending December 2016	2,454	→
Quarter ending March 2017	2,414	↓
Quarter ending June 2017	2,407	→
Variance since June 2016	(2.8%)	↓



ACTIVITY

Cumulative percentage of contracted UDA delivered 2017 & 2018



Month	Adjusted Scheduled Activity (UDA)	
	2017	2018
April	449	197
May	904	567
June	1,392	945
July	1,441	
August	2,261	
September	2,720	
October	3,155	
November	3,733	
December	4,225	
January	4,695	
February	5,206	
March	5,985	
April	6,464	
May	6,519	
June	6,518	

QUALITY

	Quantity	Base Number	Contract	AT	Region	England
% of FP17s for the same patient ID Re-attending within 3 months - Children	13	224	5.8%	12.1%	13.0%	12.0%
% of FP17s for the same patient ID Re-attending within 3 months - Adults	73	617	11.8%	16.9%	16.6%	16.0%
% of FP17s for the same patient ID Re-attending between 3 & 9 months - Children	136	224	60.7%	57.7%	59.5%	58.0%
% of FP17s for the same patient ID Re-attending between 3 & 9 months - Adults	391	617	63.4%	51.0%	53.1%	50.9%
% of FP17s for Band 1 Urgent Courses	45	638	7.1%	10.6%	9.3%	9.1%
% of FP17s Relating to Free Repair or Replacements	4	638	0.6%	0.9%	1.0%	0.8%
% of FP17s Relating to Continuations	0	638	0.0%	1.1%	1.3%	1.1%
% of Patients satisfied with the dentistry they have received	1	1	N/A	91.0%	91.9%	91.7%
% of Patients satisfied with the time they had to wait for an appointment	1	1	N/A	87.5%	88.7%	88.0%

* This is based on patients treated on this contract for their most recent course of treatment. Figures in italics indicate the base number of FP17s or Patient Questionnaire responses are less than 100. N/A is shown where the base number of responses is less than 10 during the period. % is calculated as Quantity/Base number*100

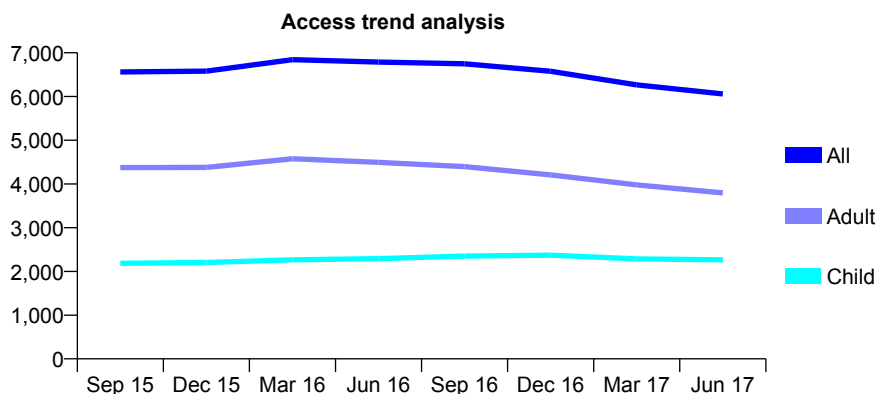
Q46 - Vital Signs At a Glance Contract Report for 367931/0001 - June 2017

Name or company name	MS T KHAN
Contract type name	GDS Contract
Purpose of contract	General
Contract start date	01/08/2007
Contract end date	

17/18 Contracted general activity (UDA)	15,309
Carry forward general activity (UDA)	0
17/18 Contracted orthodontic activity (UOA)	0
Carry forward orthodontic activity (UOA)	0
Baseline contract value	£424,759.19

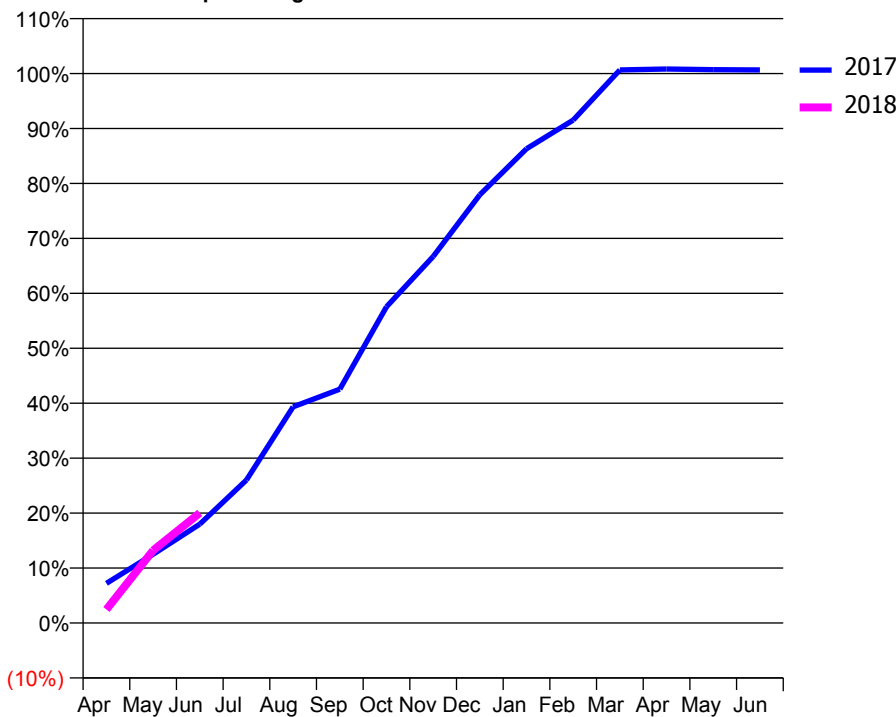
ACCESS*

Patients seen in 24 months	Total	Change since previous quarter
Quarter ending June 2016	6,788	
Quarter ending September 2016	6,748	→
Quarter ending December 2016	6,579	↓
Quarter ending March 2017	6,265	↓
Quarter ending June 2017	6,059	↓
Variance since June 2016	(10.7%)	↓



ACTIVITY

Cumulative percentage of contracted UDA delivered 2017 & 2018



Month	Adjusted Scheduled Activity (UDA)	
	2017	2018
April	1,106	377
May	1,914	2,024
June	2,756	3,066
July	3,985	
August	6,022	
September	6,514	
October	8,810	
November	10,211	
December	11,931	
January	13,211	
February	14,010	
March	15,410	
April	15,433	
May	15,415	
June	15,409	

QUALITY

	Quantity	Base Number	Contract	AT	Region	England
% of FP17s for the same patient ID Re-attending within 3 months - Children	37	518	7.1%	12.1%	13.0%	12.0%
% of FP17s for the same patient ID Re-attending within 3 months - Adults	109	866	12.6%	16.9%	16.6%	16.0%
% of FP17s for the same patient ID Re-attending between 3 & 9 months - Children	229	518	44.2%	57.7%	59.5%	58.0%
% of FP17s for the same patient ID Re-attending between 3 & 9 months - Adults	422	866	48.7%	51.0%	53.1%	50.9%
% of FP17s for Band 1 Urgent Courses	154	1,377	11.2%	10.6%	9.3%	9.1%
% of FP17s Relating to Free Repair or Replacements	19	1,377	1.4%	0.9%	1.0%	0.8%
% of FP17s Relating to Continuations	9	1,377	0.7%	1.1%	1.3%	1.1%
% of Patients satisfied with the dentistry they have received	2	2	N/A	91.0%	91.9%	91.7%
% of Patients satisfied with the time they had to wait for an appointment	2	2	N/A	87.5%	88.7%	88.0%

* This is based on patients treated on this contract for their most recent course of treatment. Figures in italics indicate the base number of FP17s or Patient Questionnaire responses are less than 100. N/A is shown where the base number of responses is less than 10 during the period. % is calculated as Quantity/Base number*100

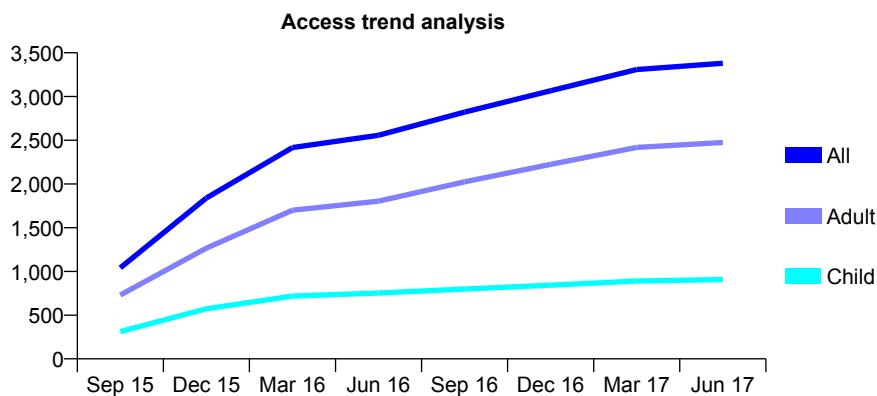
Q46 - Vital Signs At a Glance Contract Report for 367931/0003 - June 2017

Name or company name	MS T KHAN
Contract type name	GDS Contract
Purpose of contract	General
Contract start date	01/06/2015
Contract end date	

17/18 Contracted general activity (UDA)	8,521
Carry forward general activity (UDA)	0
17/18 Contracted orthodontic activity (UOA)	0
Carry forward orthodontic activity (UOA)	0
Baseline contract value	£206,247.42

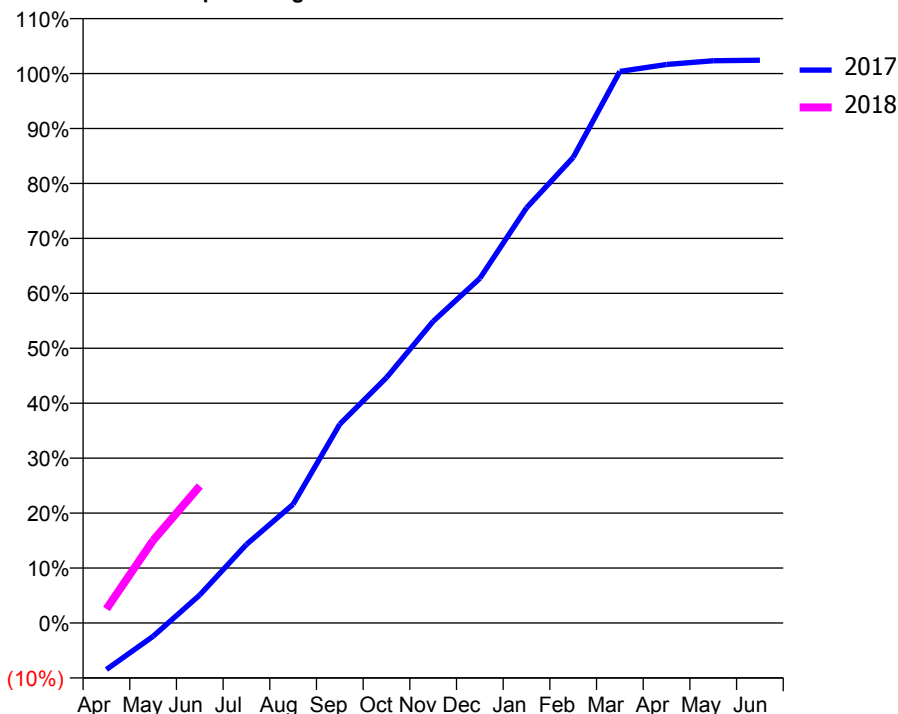
ACCESS*

Patients seen in 24 months	Total	Change since previous quarter
Quarter ending June 2016	2,556	
Quarter ending September 2016	2,822	↑
Quarter ending December 2016	3,066	↑
Quarter ending March 2017	3,308	↑
Quarter ending June 2017	3,381	↑
Variance since June 2016	32.3%	↑



ACTIVITY

Cumulative percentage of contracted UDA delivered 2017 & 2018



Month	Adjusted Scheduled Activity (UDA)	
	2017	2018
April	-723	219
May	-207	1,280
June	435	2,125
July	1,219	
August	1,842	
September	3,085	
October	3,806	
November	4,679	
December	5,344	
January	6,438	
February	7,220	
March	8,553	
April	8,661	
May	8,719	
June	8,727	

QUALITY

	Quantity	Base Number	Contract	AT	Region	England
% of FP17s for the same patient ID Re-attending within 3 months - Children	20	258	7.8%	12.1%	13.0%	12.0%
% of FP17s for the same patient ID Re-attending within 3 months - Adults	125	774	16.1%	16.9%	16.6%	16.0%
% of FP17s for the same patient ID Re-attending between 3 & 9 months - Children	132	258	51.2%	57.7%	59.5%	58.0%
% of FP17s for the same patient ID Re-attending between 3 & 9 months - Adults	404	774	52.2%	51.0%	53.1%	50.9%
% of FP17s for Band 1 Urgent Courses	83	950	8.7%	10.6%	9.3%	9.1%
% of FP17s Relating to Free Repair or Replacements	14	950	1.5%	0.9%	1.0%	0.8%
% of FP17s Relating to Continuations	2	950	0.2%	1.1%	1.3%	1.1%
% of Patients satisfied with the dentistry they have received	3	3	N/A	91.0%	91.9%	91.7%
% of Patients satisfied with the time they had to wait for an appointment	3	3	N/A	87.5%	88.7%	88.0%

* This is based on patients treated on this contract for their most recent course of treatment. Figures in italics indicate the base number of FP17s or Patient Questionnaire responses are less than 100. N/A is shown where the base number of responses is less than 10 during the period. % is calculated as Quantity/Base number*100

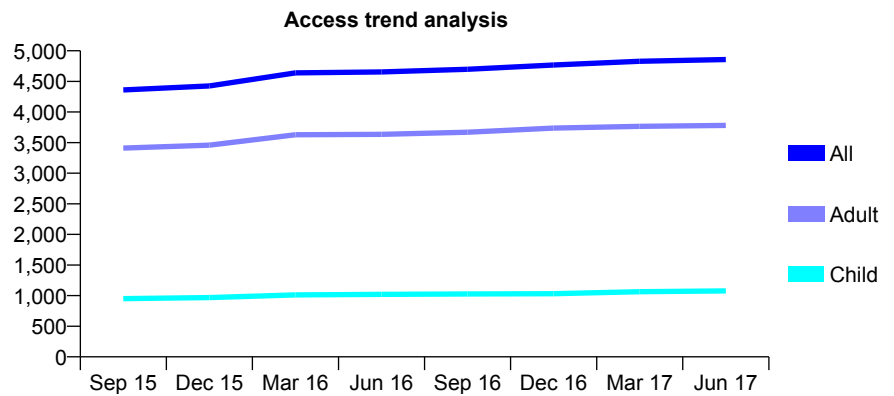
Q46 - Vital Signs At a Glance Contract Report for 383392/0001 - June 2017

Name or company name	MR BS GREWAL
Contract type name	GDS Contract
Purpose of contract	General
Contract start date	01/09/2013
Contract end date	

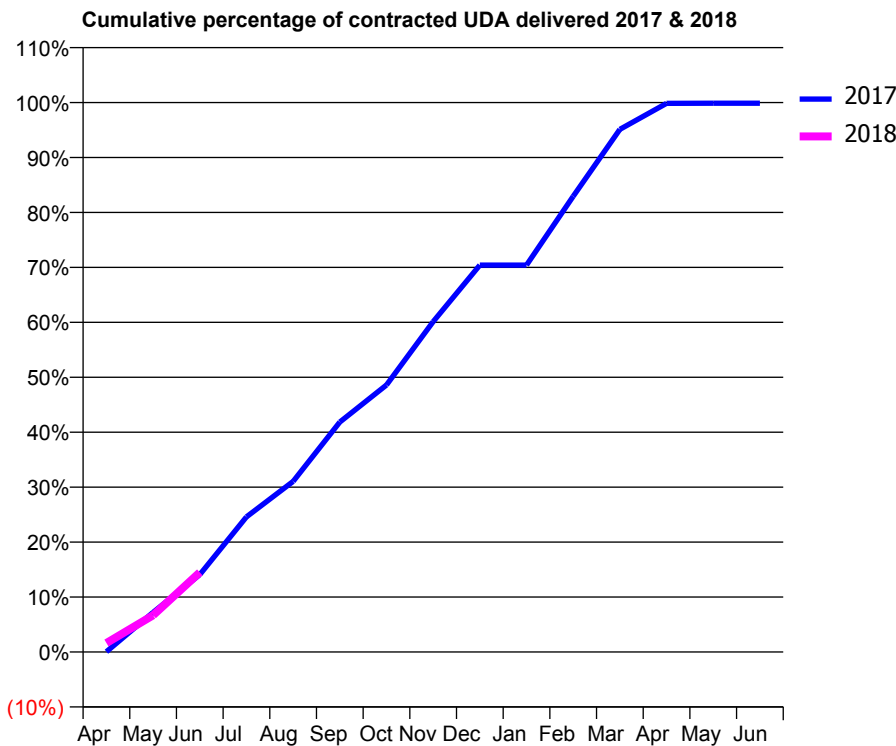
17/18 Contracted general activity (UDA)	11,195
Carry forward general activity (UDA)	0
17/18 Contracted orthodontic activity (UOA)	0
Carry forward orthodontic activity (UOA)	0
Baseline contract value	£390,066.41

ACCESS*

Patients seen in 24 months	Total	Change since previous quarter
Quarter ending June 2016	4,655	
Quarter ending September 2016	4,698	→
Quarter ending December 2016	4,768	→
Quarter ending March 2017	4,830	→
Quarter ending June 2017	4,858	→
Variance since June 2016	4.4%	↑



ACTIVITY



Month	Adjusted Scheduled Activity (UDA)	
	2017	2018
April	7	182
May	808	748
June	1,577	1,623
July	2,752	
August	3,475	
September	4,685	
October	5,440	
November	6,732	
December	7,883	
January	7,883	
February	9,284	
March	10,649	
April	11,178	
May	11,181	
June	11,181	

QUALITY

	Quantity	Base Number	Contract	AT	Region	England
% of FP17s for the same patient ID Re-attending within 3 months - Children	23	340	6.8%	12.1%	13.0%	12.0%
% of FP17s for the same patient ID Re-attending within 3 months - Adults	125	1,059	11.8%	16.9%	16.6%	16.0%
% of FP17s for the same patient ID Re-attending between 3 & 9 months - Children	210	340	61.8%	57.7%	59.5%	58.0%
% of FP17s for the same patient ID Re-attending between 3 & 9 months - Adults	639	1,059	60.3%	51.0%	53.1%	50.9%
% of FP17s for Band 1 Urgent Courses	51	981	5.2%	10.6%	9.3%	9.1%
% of FP17s Relating to Free Repair or Replacements	5	981	0.5%	0.9%	1.0%	0.8%
% of FP17s Relating to Continuations	0	981	0.0%	1.1%	1.3%	1.1%
% of Patients satisfied with the dentistry they have received	2	3	N/A	91.0%	91.9%	91.7%
% of Patients satisfied with the time they had to wait for an appointment	2	3	N/A	87.5%	88.7%	88.0%

* This is based on patients treated on this contract for their most recent course of treatment. Figures in italics indicate the base number of FP17s or Patient Questionnaire responses are less than 100. N/A is shown where the base number of responses is less than 10 during the period. % is calculated as Quantity/Base number*100

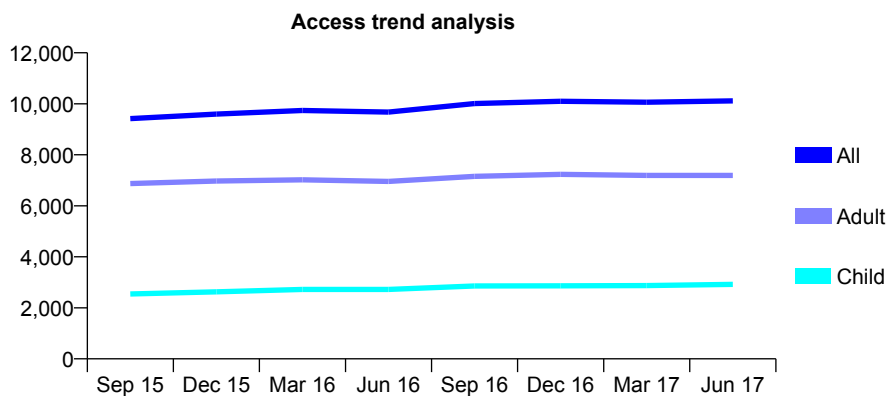
Q46 - Vital Signs At a Glance Contract Report for 392286/0003 - June 2017

Name or company name	MR HL SHOWMAN
Contract type name	GDS Contract
Purpose of contract	General
Contract start date	04/06/2012
Contract end date	

17/18 Contracted general activity (UDA)	30,792
Carry forward general activity (UDA)	0
17/18 Contracted orthodontic activity (UOA)	0
Carry forward orthodontic activity (UOA)	0
Baseline contract value	£825,600.05

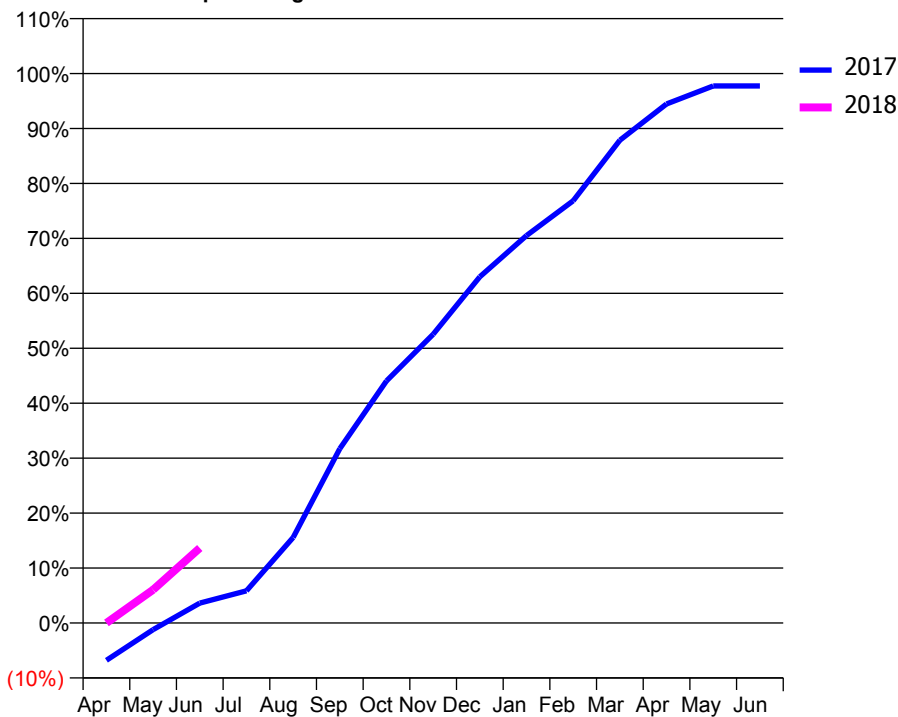
ACCESS*

Patients seen in 24 months	Total	Change since previous quarter
Quarter ending June 2016	9,678	
Quarter ending September 2016	10,012	↑
Quarter ending December 2016	10,098	→
Quarter ending March 2017	10,063	→
Quarter ending June 2017	10,114	→
Variance since June 2016	4.5%	↑



ACTIVITY

Cumulative percentage of contracted UDA delivered 2017 & 2018



Month	Adjusted Scheduled Activity (UDA)	
	2017	2018
April	-2,099	0
May	-374	1,867
June	1,120	4,206
July	1,802	
August	4,790	
September	9,769	
October	13,564	
November	16,183	
December	19,405	
January	21,708	
February	23,661	
March	27,053	
April	29,084	
May	30,093	
June	30,096	

QUALITY

	Quantity	Base Number	Contract	AT	Region	England
% of FP17s for the same patient ID Re-attending within 3 months - Children	43	781	5.5%	12.1%	13.0%	12.0%
% of FP17s for the same patient ID Re-attending within 3 months - Adults	232	1,831	12.7%	16.9%	16.6%	16.0%
% of FP17s for the same patient ID Re-attending between 3 & 9 months - Children	389	781	49.8%	57.7%	59.5%	58.0%
% of FP17s for the same patient ID Re-attending between 3 & 9 months - Adults	812	1,831	44.3%	51.0%	53.1%	50.9%
% of FP17s for Band 1 Urgent Courses	153	1,598	9.6%	10.6%	9.3%	9.1%
% of FP17s Relating to Free Repair or Replacements	15	1,598	0.9%	0.9%	1.0%	0.8%
% of FP17s Relating to Continuations	10	1,598	0.6%	1.1%	1.3%	1.1%
% of Patients satisfied with the dentistry they have received	10	11	90.9%	91.0%	91.9%	91.7%
% of Patients satisfied with the time they had to wait for an appointment	10	11	90.9%	87.5%	88.7%	88.0%

* This is based on patients treated on this contract for their most recent course of treatment. Figures in italics indicate the base number of FP17s or Patient Questionnaire responses are less than 100. N/A is shown where the base number of responses is less than 10 during the period. % is calculated as Quantity/Base number*100

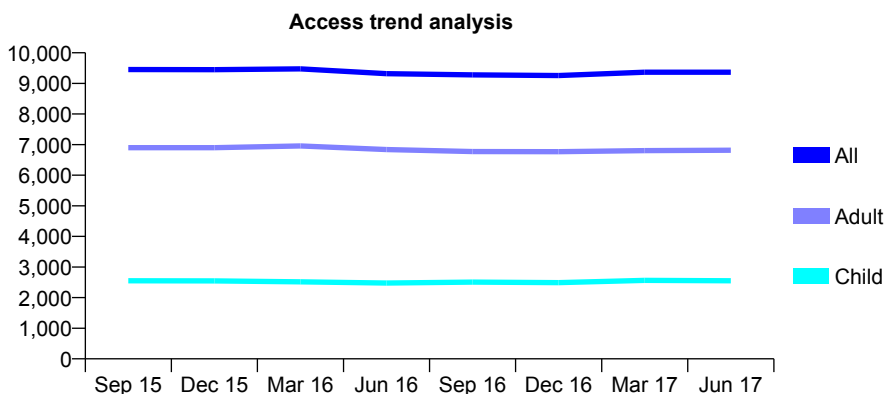
Q46 - Vital Signs At a Glance Contract Report for 392286/0004 - June 2017

Name or company name	MR HL SHOWMAN
Contract type name	GDS Contract
Purpose of contract	General
Contract start date	04/06/2012
Contract end date	

17/18 Contracted general activity (UDA)	29,530
Carry forward general activity (UDA)	0
17/18 Contracted orthodontic activity (UOA)	0
Carry forward orthodontic activity (UOA)	0
Baseline contract value	£821,637.64

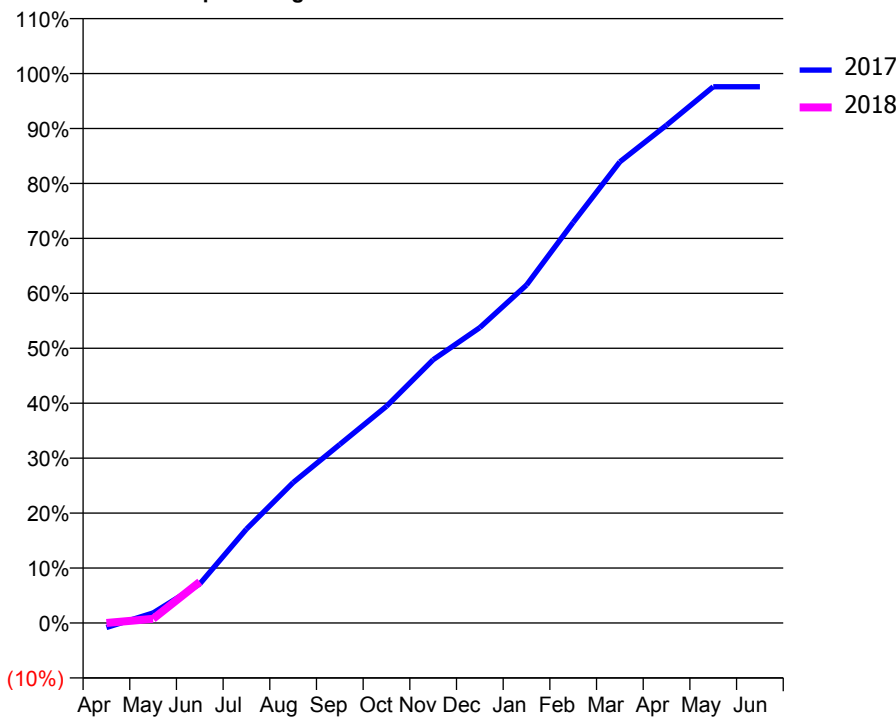
ACCESS*

Patients seen in 24 months	Total	Change since previous quarter
Quarter ending June 2016	9,317	
Quarter ending September 2016	9,278	→
Quarter ending December 2016	9,258	→
Quarter ending March 2017	9,367	→
Quarter ending June 2017	9,368	→
Variance since June 2016	0.5%	→



ACTIVITY

Cumulative percentage of contracted UDA delivered 2017 & 2018



Adjusted Scheduled Activity (UDA)

Month	2017	2018
April	-247	2
May	542	229
June	2,103	2,211
July	5,046	
August	7,550	
September	9,599	
October	11,647	
November	14,148	
December	15,876	
January	18,165	
February	21,533	
March	24,781	
April	26,756	
May	28,817	
June	28,821	

QUALITY

	Quantity	Base Number	Contract	AT	Region	England
% of FP17s for the same patient ID Re-attending within 3 months - Children	36	525	6.9%	12.1%	13.0%	12.0%
% of FP17s for the same patient ID Re-attending within 3 months - Adults	207	1,803	11.5%	16.9%	16.6%	16.0%
% of FP17s for the same patient ID Re-attending between 3 & 9 months - Children	208	525	39.6%	57.7%	59.5%	58.0%
% of FP17s for the same patient ID Re-attending between 3 & 9 months - Adults	620	1,803	34.4%	51.0%	53.1%	50.9%
% of FP17s for Band 1 Urgent Courses	94	815	11.5%	10.6%	9.3%	9.1%
% of FP17s Relating to Free Repair or Replacements	0	815	0.0%	0.9%	1.0%	0.8%
% of FP17s Relating to Continuations	21	815	2.6%	1.1%	1.3%	1.1%
% of Patients satisfied with the dentistry they have received	2	2	N/A	91.0%	91.9%	91.7%
% of Patients satisfied with the time they had to wait for an appointment	2	2	N/A	87.5%	88.7%	88.0%

* This is based on patients treated on this contract for their most recent course of treatment. Figures in italics indicate the base number of FP17s or Patient Questionnaire responses are less than 100. N/A is shown where the base number of responses is less than 10 during the period. % is calculated as Quantity/Base number*100

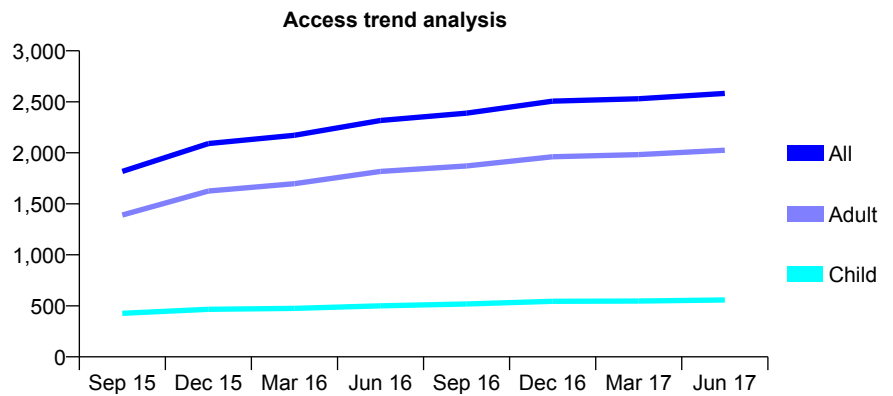
Q46 - Vital Signs At a Glance Contract Report for 398144/0001 - June 2017

Name or company name	Mr G Harper
Contract type name	GDS Contract
Purpose of contract	General
Contract start date	16/01/2015
Contract end date	

17/18 Contracted general activity (UDA)	6,319
Carry forward general activity (UDA)	0
17/18 Contracted orthodontic activity (UOA)	0
Carry forward orthodontic activity (UOA)	0
Baseline contract value	£175,076.28

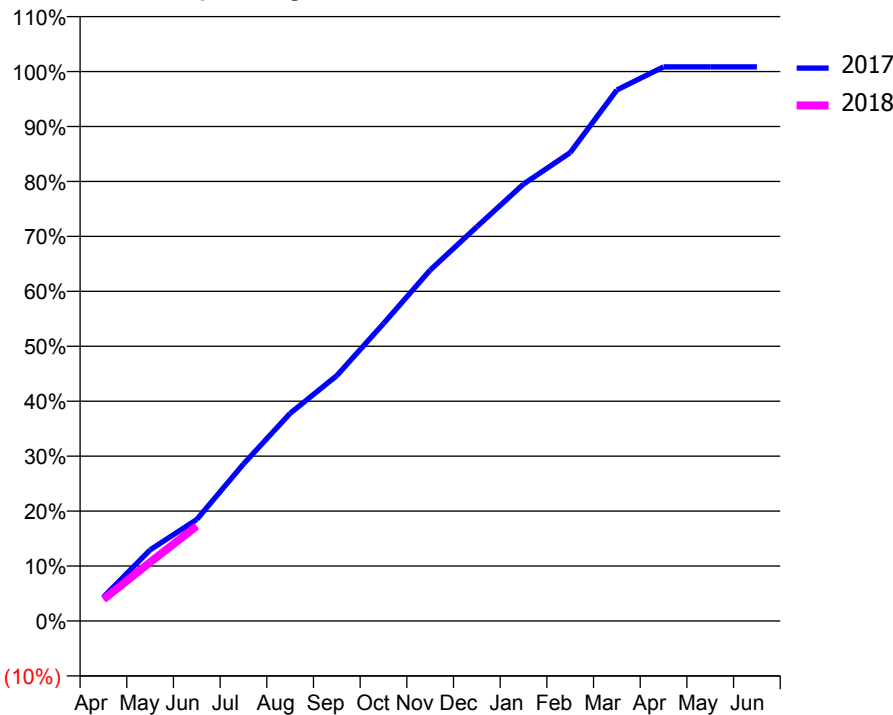
ACCESS*

Patients seen in 24 months	Total	Change since previous quarter
Quarter ending June 2016	2,317	
Quarter ending September 2016	2,389	↑
Quarter ending December 2016	2,507	↑
Quarter ending March 2017	2,530	→
Quarter ending June 2017	2,583	↑
Variance since June 2016	11.5%	↑



ACTIVITY

Cumulative percentage of contracted UDA delivered 2017 & 2018



Month	Adjusted Scheduled Activity (UDA)	
	2017	2018
April	276	250
May	818	676
June	1,168	1,093
July	1,806	
August	2,389	
September	2,822	
October	3,420	
November	4,035	
December	4,534	
January	5,024	
February	5,386	
March	6,106	
April	6,372	
May	6,372	
June	6,372	

QUALITY

	Quantity	Base Number	Contract	AT	Region	England
% of FP17s for the same patient ID Re-attending within 3 months - Children	14	229	6.1%	12.1%	13.0%	12.0%
% of FP17s for the same patient ID Re-attending within 3 months - Adults	94	765	12.3%	16.9%	16.6%	16.0%
% of FP17s for the same patient ID Re-attending between 3 & 9 months - Children	127	229	55.5%	57.7%	59.5%	58.0%
% of FP17s for the same patient ID Re-attending between 3 & 9 months - Adults	455	765	59.5%	51.0%	53.1%	50.9%
% of FP17s for Band 1 Urgent Courses	39	625	6.2%	10.6%	9.3%	9.1%
% of FP17s Relating to Free Repair or Replacements	11	625	1.8%	0.9%	1.0%	0.8%
% of FP17s Relating to Continuations	6	625	1.0%	1.1%	1.3%	1.1%
% of Patients satisfied with the dentistry they have received	4	4	N/A	91.0%	91.9%	91.7%
% of Patients satisfied with the time they had to wait for an appointment	4	4	N/A	87.5%	88.7%	88.0%

* This is based on patients treated on this contract for their most recent course of treatment. Figures in italics indicate the base number of FP17s or Patient Questionnaire responses are less than 100. N/A is shown where the base number of responses is less than 10 during the period. % is calculated as Quantity/Base number*100

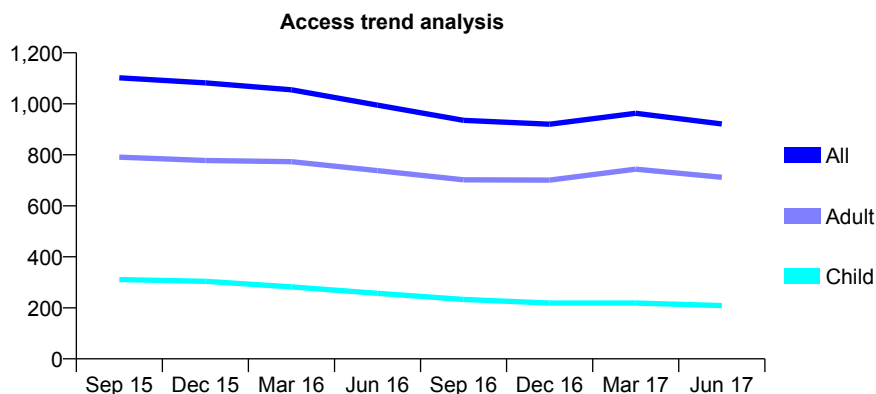
Q46 - Vital Signs At a Glance Contract Report for 560197/0003 - June 2017

Name or company name	MR GT PHILOBBOS
Contract type name	GDS Contract
Purpose of contract	General
Contract start date	14/07/2008
Contract end date	

17/18 Contracted general activity (UDA)	4,314
Carry forward general activity (UDA)	0
17/18 Contracted orthodontic activity (UOA)	0
Carry forward orthodontic activity (UOA)	0
Baseline contract value	£119,911.67

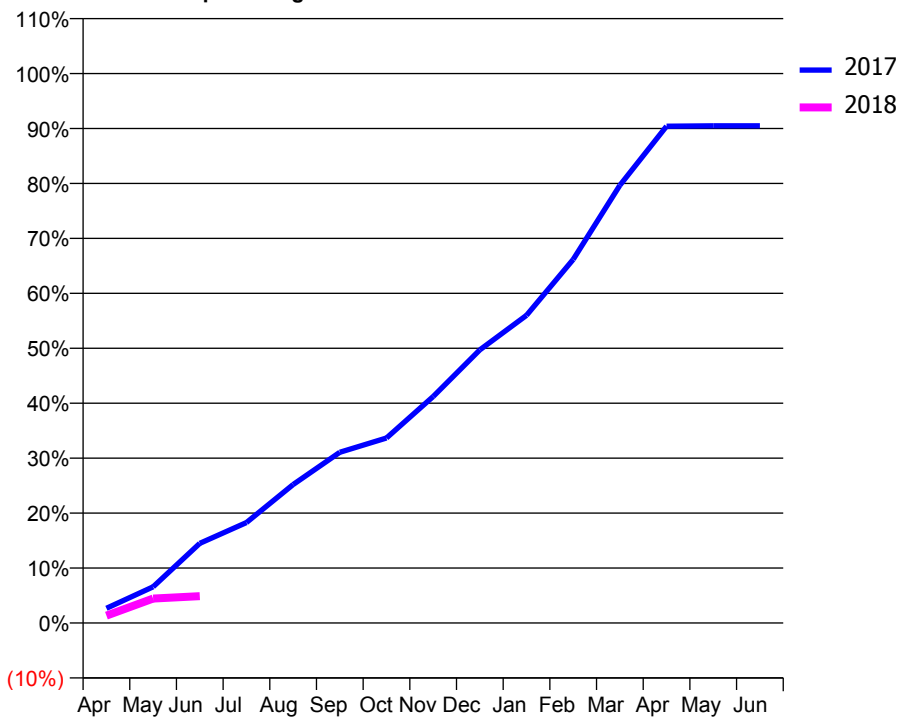
ACCESS*

Patients seen in 24 months	Total	Change since previous quarter
Quarter ending June 2016	995	
Quarter ending September 2016	935	↓
Quarter ending December 2016	920	↓
Quarter ending March 2017	963	↑
Quarter ending June 2017	921	↓
Variance since June 2016	(7.4%)	↓



ACTIVITY

Cumulative percentage of contracted UDA delivered 2017 & 2018



Adjusted Scheduled Activity (UDA)

Month	2017	2018
April	116	58
May	284	192
June	626	211
July	789	
August	1,087	
September	1,341	
October	1,452	
November	1,779	
December	2,145	
January	2,415	
February	2,854	
March	3,436	
April	3,900	
May	3,903	
June	3,903	

QUALITY

	Quantity	Base Number	Contract	AT	Region	England
% of FP17s for the same patient ID Re-attending within 3 months - Children	5	52	9.6%	12.1%	13.0%	12.0%
% of FP17s for the same patient ID Re-attending within 3 months - Adults	23	137	16.8%	16.9%	16.6%	16.0%
% of FP17s for the same patient ID Re-attending between 3 & 9 months - Children	16	52	30.8%	57.7%	59.5%	58.0%
% of FP17s for the same patient ID Re-attending between 3 & 9 months - Adults	49	137	35.8%	51.0%	53.1%	50.9%
% of FP17s for Band 1 Urgent Courses	14	98	14.3%	10.6%	9.3%	9.1%
% of FP17s Relating to Free Repair or Replacements	0	98	0.0%	0.9%	1.0%	0.8%
% of FP17s Relating to Continuations	0	98	0.0%	1.1%	1.3%	1.1%
% of Patients satisfied with the dentistry they have received	1	1	N/A	91.0%	91.9%	91.7%
% of Patients satisfied with the time they had to wait for an appointment	1	1	N/A	87.5%	88.7%	88.0%

* This is based on patients treated on this contract for their most recent course of treatment. Figures in italics indicate the base number of FP17s or Patient Questionnaire responses are less than 100. N/A is shown where the base number of responses is less than 10 during the period. % is calculated as Quantity/Base number*100

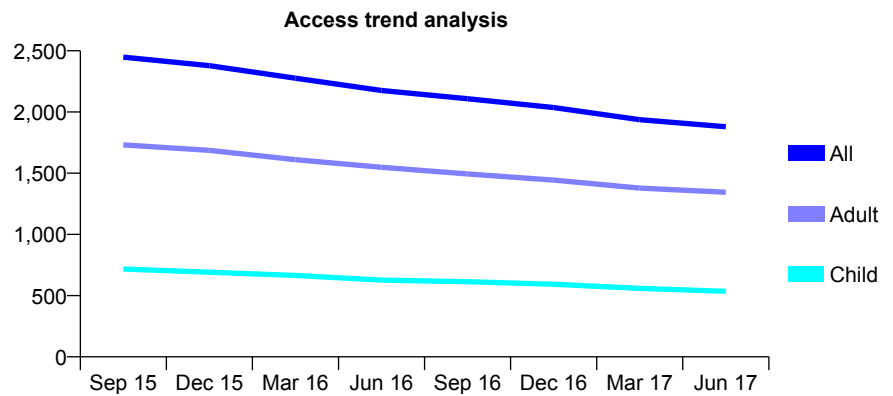
Q46 - Vital Signs At a Glance Contract Report for 565121/0001 - June 2017

Name or company name	MR C POTTS
Contract type name	GDS Contract
Purpose of contract	General
Contract start date	01/04/2006
Contract end date	

17/18 Contracted general activity (UDA)	8,118
Carry forward general activity (UDA)	0
17/18 Contracted orthodontic activity (UOA)	0
Carry forward orthodontic activity (UOA)	0
Baseline contract value	£264,764.86

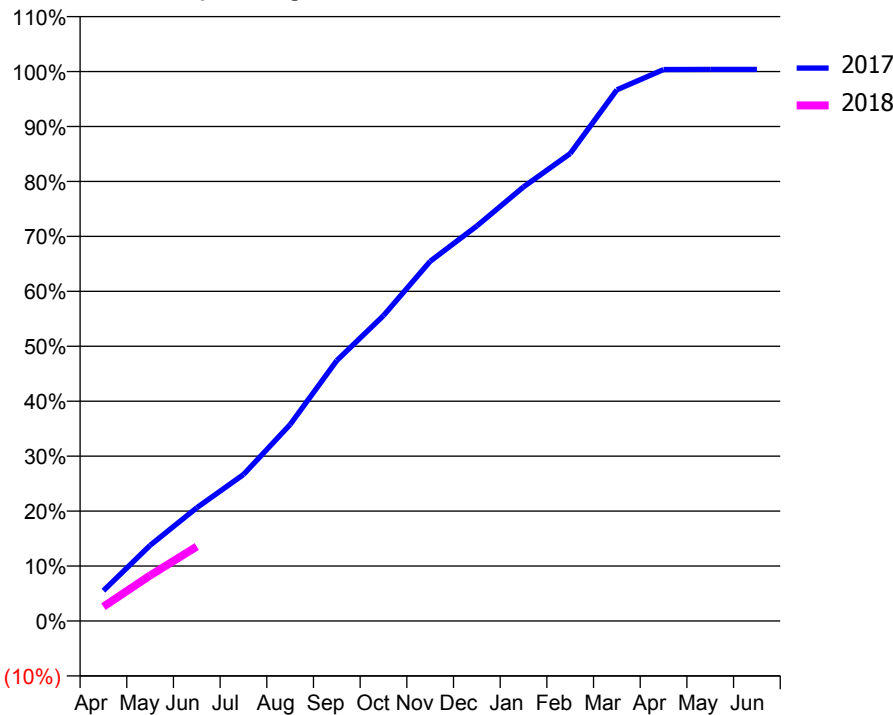
ACCESS*

Patients seen in 24 months	Total	Change since previous quarter
Quarter ending June 2016	2,176	
Quarter ending September 2016	2,108	↓
Quarter ending December 2016	2,037	↓
Quarter ending March 2017	1,937	↓
Quarter ending June 2017	1,880	↓
Variance since June 2016	(13.6%)	↓



ACTIVITY

Cumulative percentage of contracted UDA delivered 2017 & 2018



Month	Adjusted Scheduled Activity (UDA)	
	2017	2018
April	449	212
May	1,118	673
June	1,674	1,100
July	2,164	
August	2,903	
September	3,849	
October	4,513	
November	5,314	
December	5,836	
January	6,412	
February	6,905	
March	7,848	
April	8,148	
May	8,149	
June	8,149	

QUALITY

	Quantity	Base Number	Contract	AT	Region	England
% of FP17s for the same patient ID Re-attending within 3 months - Children	21	227	9.3%	12.1%	13.0%	12.0%
% of FP17s for the same patient ID Re-attending within 3 months - Adults	78	547	14.3%	16.9%	16.6%	16.0%
% of FP17s for the same patient ID Re-attending between 3 & 9 months - Children	189	227	83.3%	57.7%	59.5%	58.0%
% of FP17s for the same patient ID Re-attending between 3 & 9 months - Adults	404	547	73.9%	51.0%	53.1%	50.9%
% of FP17s for Band 1 Urgent Courses	38	639	5.9%	10.6%	9.3%	9.1%
% of FP17s Relating to Free Repair or Replacements	4	639	0.6%	0.9%	1.0%	0.8%
% of FP17s Relating to Continuations	1	639	0.2%	1.1%	1.3%	1.1%
% of Patients satisfied with the dentistry they have received	2	2	N/A	91.0%	91.9%	91.7%
% of Patients satisfied with the time they had to wait for an appointment	2	2	N/A	87.5%	88.7%	88.0%

* This is based on patients treated on this contract for their most recent course of treatment. Figures in italics indicate the base number of FP17s or Patient Questionnaire responses are less than 100. N/A is shown where the base number of responses is less than 10 during the period. % is calculated as Quantity/Base number*100

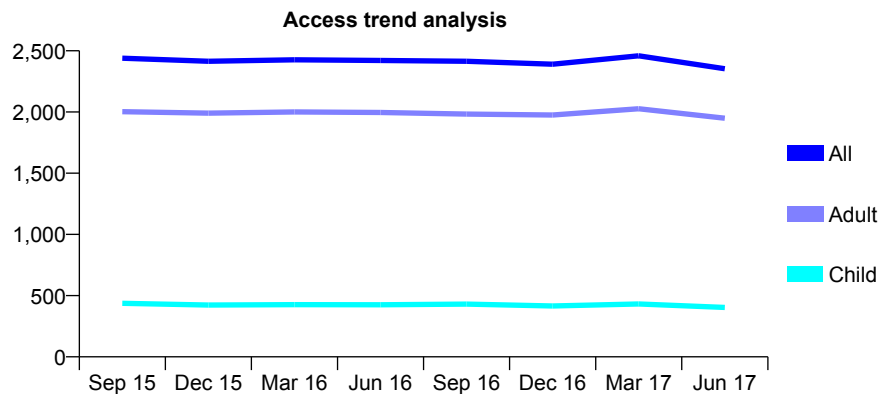
Q46 - Vital Signs At a Glance Contract Report for 566896/0001 - June 2017

Name or company name	Heyside Dental Practice Partnership
Contract type name	GDS Contract
Purpose of contract	General
Contract start date	01/04/2006
Contract end date	

17/18 Contracted general activity (UDA)	7,830
Carry forward general activity (UDA)	0
17/18 Contracted orthodontic activity (UOA)	0
Carry forward orthodontic activity (UOA)	0
Baseline contract value	£209,931.55

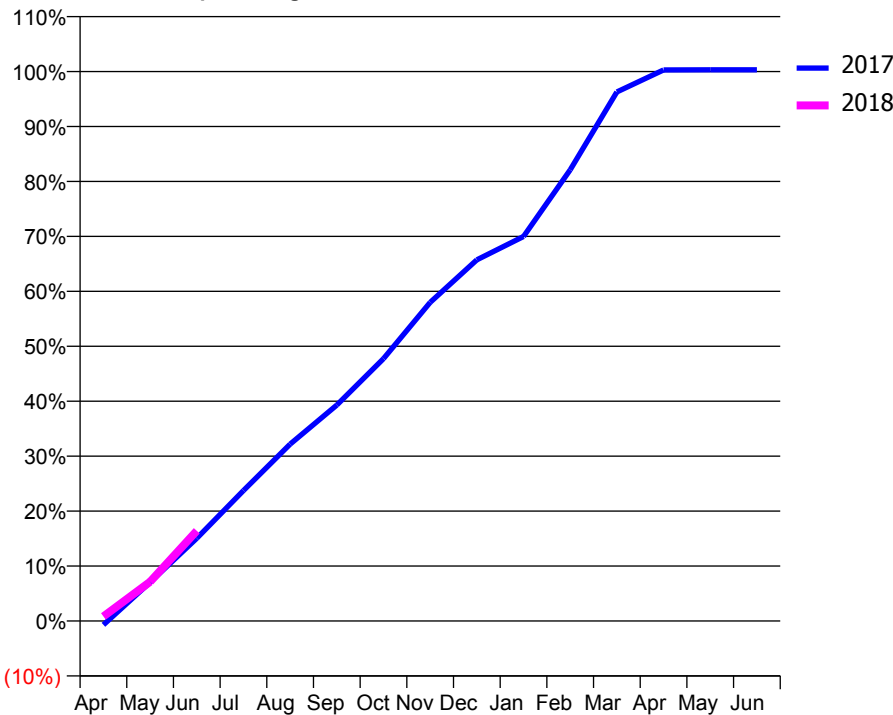
ACCESS*

Patients seen in 24 months	Total	Change since previous quarter
Quarter ending June 2016	2,421	
Quarter ending September 2016	2,414	→
Quarter ending December 2016	2,391	→
Quarter ending March 2017	2,459	↑
Quarter ending June 2017	2,353	↓
Variance since June 2016	(2.8%)	↓



ACTIVITY

Cumulative percentage of contracted UDA delivered 2017 & 2018



Month	Adjusted Scheduled Activity (UDA)	
	2017	2018
April	-56	66
May	552	560
June	1,178	1,286
July	1,859	
August	2,521	
September	3,076	
October	3,738	
November	4,541	
December	5,147	
January	5,479	
February	6,429	
March	7,539	
April	7,852	
May	7,855	
June	7,855	

QUALITY

	Quantity	Base Number	Contract	AT	Region	England
% of FP17s for the same patient ID Re-attending within 3 months - Children	4	131	3.1%	12.1%	13.0%	12.0%
% of FP17s for the same patient ID Re-attending within 3 months - Adults	68	598	11.4%	16.9%	16.6%	16.0%
% of FP17s for the same patient ID Re-attending between 3 & 9 months - Children	75	131	57.3%	57.7%	59.5%	58.0%
% of FP17s for the same patient ID Re-attending between 3 & 9 months - Adults	315	598	52.7%	51.0%	53.1%	50.9%
% of FP17s for Band 1 Urgent Courses	20	618	3.2%	10.6%	9.3%	9.1%
% of FP17s Relating to Free Repair or Replacements	1	618	0.2%	0.9%	1.0%	0.8%
% of FP17s Relating to Continuations	3	618	0.5%	1.1%	1.3%	1.1%
% of Patients satisfied with the dentistry they have received	5	5	N/A	91.0%	91.9%	91.7%
% of Patients satisfied with the time they had to wait for an appointment	5	5	N/A	87.5%	88.7%	88.0%

* This is based on patients treated on this contract for their most recent course of treatment. Figures in italics indicate the base number of FP17s or Patient Questionnaire responses are less than 100. N/A is shown where the base number of responses is less than 10 during the period. % is calculated as Quantity/Base number*100

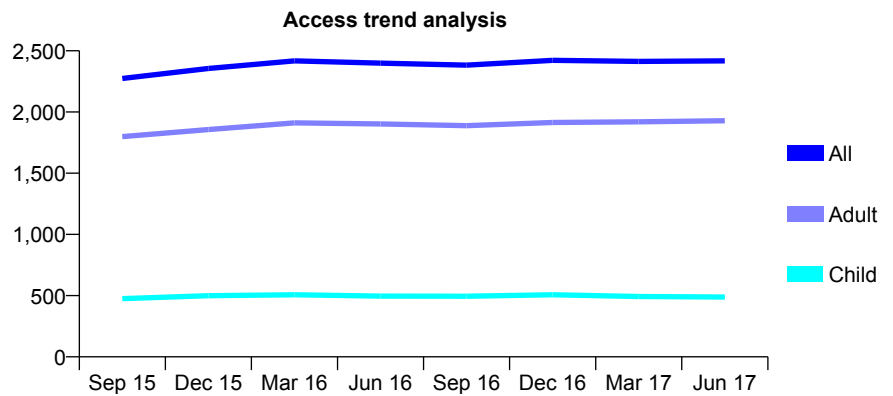
Q46 - Vital Signs At a Glance Contract Report for 567450/0002 - June 2017

Name or company name	MR NV CARROLL
Contract type name	GDS Contract
Purpose of contract	General
Contract start date	01/04/2006
Contract end date	

17/18 Contracted general activity (UDA)	6,150
Carry forward general activity (UDA)	0
17/18 Contracted orthodontic activity (UOA)	0
Carry forward orthodontic activity (UOA)	0
Baseline contract value	£150,350.62

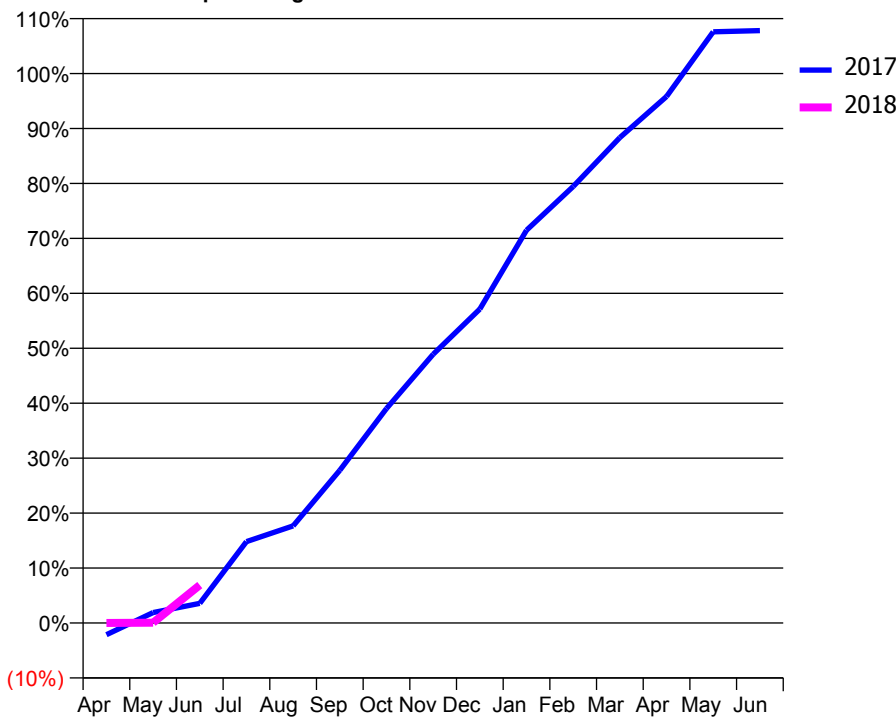
ACCESS*

Patients seen in 24 months	Total	Change since previous quarter
Quarter ending June 2016	2,399	
Quarter ending September 2016	2,383	→
Quarter ending December 2016	2,422	→
Quarter ending March 2017	2,413	→
Quarter ending June 2017	2,418	→
Variance since June 2016	0.8%	→



ACTIVITY

Cumulative percentage of contracted UDA delivered 2017 & 2018



Month	Adjusted Scheduled Activity (UDA)	
	2017	2018
April	-132	0
May	118	4
June	220	424
July	911	
August	1,087	
September	1,710	
October	2,400	
November	3,008	
December	3,514	
January	4,395	
February	4,886	
March	5,433	
April	5,893	
May	6,616	
June	6,630	

QUALITY

	Quantity	Base Number	Contract	AT	Region	England
% of FP17s for the same patient ID Re-attending within 3 months - Children	6	155	3.9%	12.1%	13.0%	12.0%
% of FP17s for the same patient ID Re-attending within 3 months - Adults	55	615	8.9%	16.9%	16.6%	16.0%
% of FP17s for the same patient ID Re-attending between 3 & 9 months - Children	92	155	59.4%	57.7%	59.5%	58.0%
% of FP17s for the same patient ID Re-attending between 3 & 9 months - Adults	390	615	63.4%	51.0%	53.1%	50.9%
% of FP17s for Band 1 Urgent Courses	11	259	4.2%	10.6%	9.3%	9.1%
% of FP17s Relating to Free Repair or Replacements	0	259	0.0%	0.9%	1.0%	0.8%
% of FP17s Relating to Continuations	0	259	0.0%	1.1%	1.3%	1.1%
% of Patients satisfied with the dentistry they have received	4	4	N/A	91.0%	91.9%	91.7%
% of Patients satisfied with the time they had to wait for an appointment	4	4	N/A	87.5%	88.7%	88.0%

* This is based on patients treated on this contract for their most recent course of treatment. Figures in italics indicate the base number of FP17s or Patient Questionnaire responses are less than 100. N/A is shown where the base number of responses is less than 10 during the period. % is calculated as Quantity/Base number*100

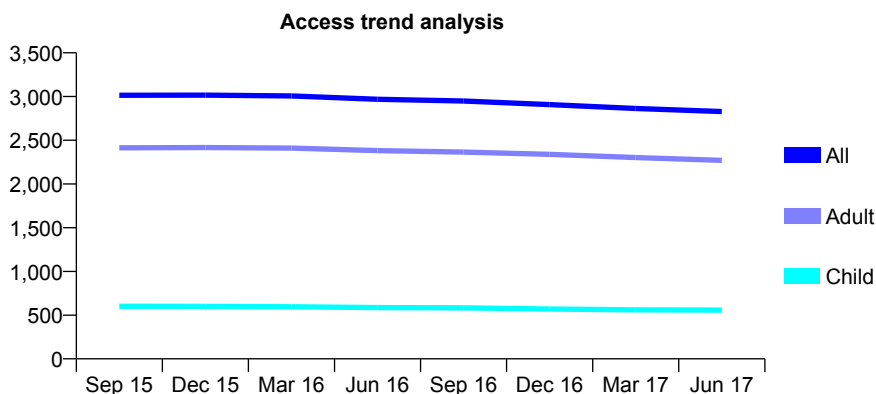
Q46 - Vital Signs At a Glance Contract Report for 568139/0001 - June 2017

Name or company name	MR M POLTAWSKI
Contract type name	GDS Contract
Purpose of contract	General
Contract start date	01/04/2006
Contract end date	

17/18 Contracted general activity (UDA)	10,585
Carry forward general activity (UDA)	0
17/18 Contracted orthodontic activity (UOA)	0
Carry forward orthodontic activity (UOA)	0
Baseline contract value	£240,061.98

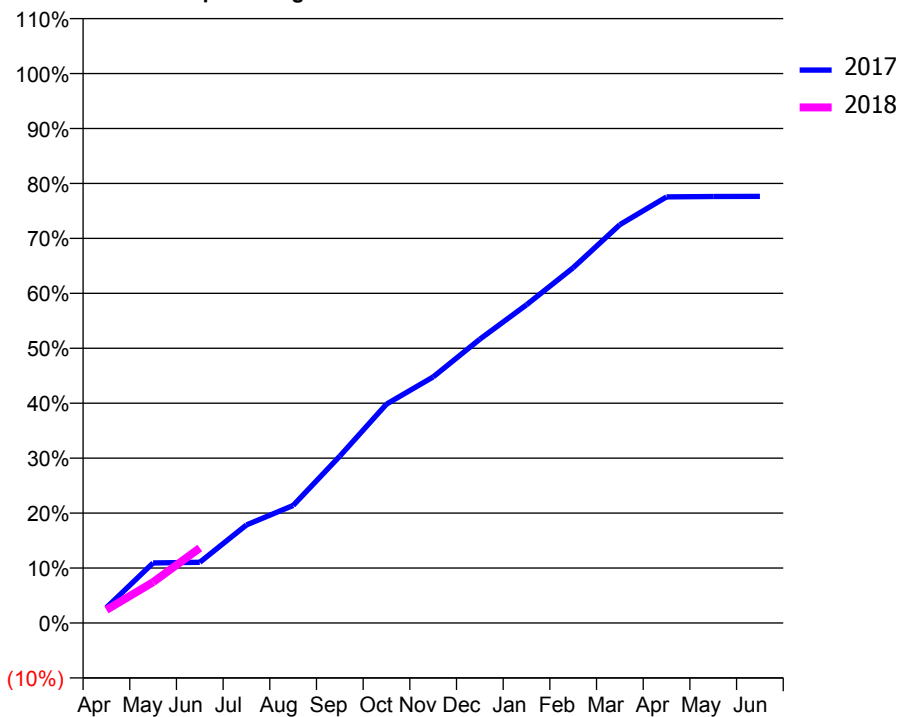
ACCESS*

Patients seen in 24 months	Total	Change since previous quarter
Quarter ending June 2016	2,969	
Quarter ending September 2016	2,948	→
Quarter ending December 2016	2,907	↓
Quarter ending March 2017	2,863	↓
Quarter ending June 2017	2,828	↓
Variance since June 2016	(4.7%)	↓



ACTIVITY

Cumulative percentage of contracted UDA delivered 2017 & 2018



Adjusted Scheduled Activity (UDA)

Month	2017	2018
April	255	252
May	994	788
June	1,003	1,444
July	1,622	
August	1,943	
September	2,758	
October	3,620	
November	4,069	
December	4,692	
January	5,261	
February	5,874	
March	6,586	
April	7,045	
May	7,052	
June	7,053	

QUALITY

	Quantity	Base Number	Contract	AT	Region	England
% of FP17s for the same patient ID Re-attending within 3 months - Children	24	216	11.1%	12.1%	13.0%	12.0%
% of FP17s for the same patient ID Re-attending within 3 months - Adults	132	837	15.8%	16.9%	16.6%	16.0%
% of FP17s for the same patient ID Re-attending between 3 & 9 months - Children	125	216	57.9%	57.7%	59.5%	58.0%
% of FP17s for the same patient ID Re-attending between 3 & 9 months - Adults	475	837	56.8%	51.0%	53.1%	50.9%
% of FP17s for Band 1 Urgent Courses	188	826	22.8%	10.6%	9.3%	9.1%
% of FP17s Relating to Free Repair or Replacements	8	826	1.0%	0.9%	1.0%	0.8%
% of FP17s Relating to Continuations	24	826	2.9%	1.1%	1.3%	1.1%
% of Patients satisfied with the dentistry they have received	6	6	N/A	91.0%	91.9%	91.7%
% of Patients satisfied with the time they had to wait for an appointment	6	6	N/A	87.5%	88.7%	88.0%

* This is based on patients treated on this contract for their most recent course of treatment. Figures in italics indicate the base number of FP17s or Patient Questionnaire responses are less than 100. N/A is shown where the base number of responses is less than 10 during the period. % is calculated as Quantity/Base number*100

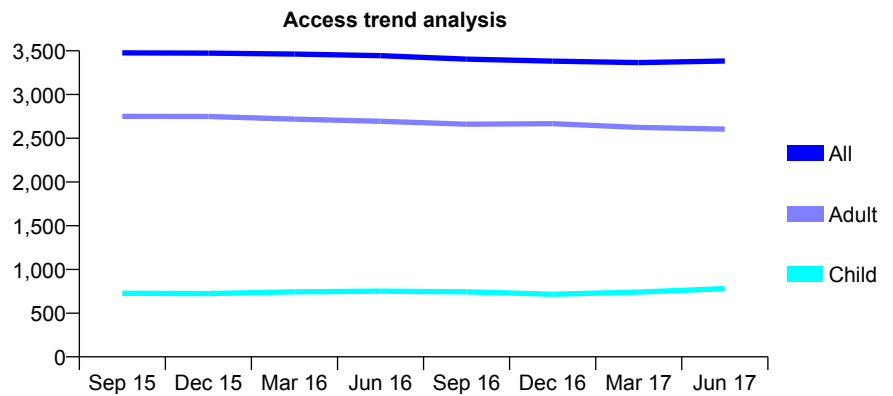
Q46 - Vital Signs At a Glance Contract Report for 571261/0001 - June 2017

Name or company name	MR EN WOODIER
Contract type name	GDS Contract
Purpose of contract	General
Contract start date	01/04/2006
Contract end date	

17/18 Contracted general activity (UDA)	12,668
Carry forward general activity (UDA)	0
17/18 Contracted orthodontic activity (UOA)	0
Carry forward orthodontic activity (UOA)	0
Baseline contract value	£372,938.65

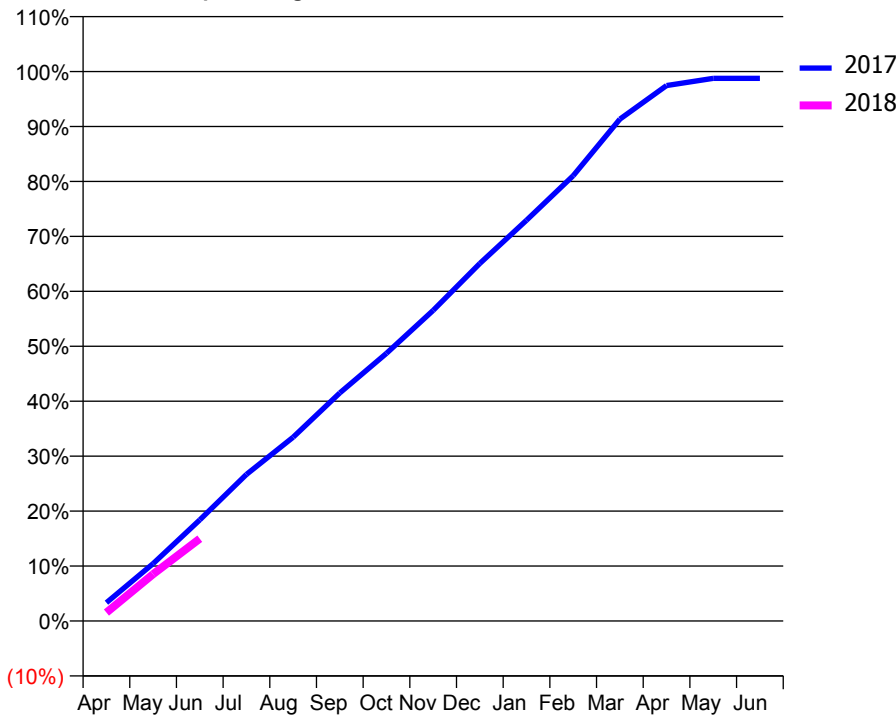
ACCESS*

Patients seen in 24 months	Total	Change since previous quarter
Quarter ending June 2016	3,445	
Quarter ending September 2016	3,405	↓
Quarter ending December 2016	3,382	→
Quarter ending March 2017	3,365	→
Quarter ending June 2017	3,384	→
Variance since June 2016	(1.8%)	↓



ACTIVITY

Cumulative percentage of contracted UDA delivered 2017 & 2018



Month	2017	2018
April	422	195
May	1,323	1,081
June	2,331	1,899
July	3,379	
August	4,239	
September	5,259	
October	6,170	
November	7,162	
December	8,243	
January	9,239	
February	10,265	
March	11,571	
April	12,345	
May	12,510	
June	12,510	

QUALITY

	Quantity	Base Number	Contract	AT	Region	England
% of FP17s for the same patient ID Re-attending within 3 months - Children	24	211	11.4%	12.1%	13.0%	12.0%
% of FP17s for the same patient ID Re-attending within 3 months - Adults	152	730	20.8%	16.9%	16.6%	16.0%
% of FP17s for the same patient ID Re-attending between 3 & 9 months - Children	75	211	35.5%	57.7%	59.5%	58.0%
% of FP17s for the same patient ID Re-attending between 3 & 9 months - Adults	286	730	39.2%	51.0%	53.1%	50.9%
% of FP17s for Band 1 Urgent Courses	63	706	8.9%	10.6%	9.3%	9.1%
% of FP17s Relating to Free Repair or Replacements	39	706	5.5%	0.9%	1.0%	0.8%
% of FP17s Relating to Continuations	31	706	4.4%	1.1%	1.3%	1.1%
% of Patients satisfied with the dentistry they have received	11	11	100.0%	91.0%	91.9%	91.7%
% of Patients satisfied with the time they had to wait for an appointment	11	11	100.0%	87.5%	88.7%	88.0%

* This is based on patients treated on this contract for their most recent course of treatment. Figures in italics indicate the base number of FP17s or Patient Questionnaire responses are less than 100. N/A is shown where the base number of responses is less than 10 during the period. % is calculated as Quantity/Base number*100

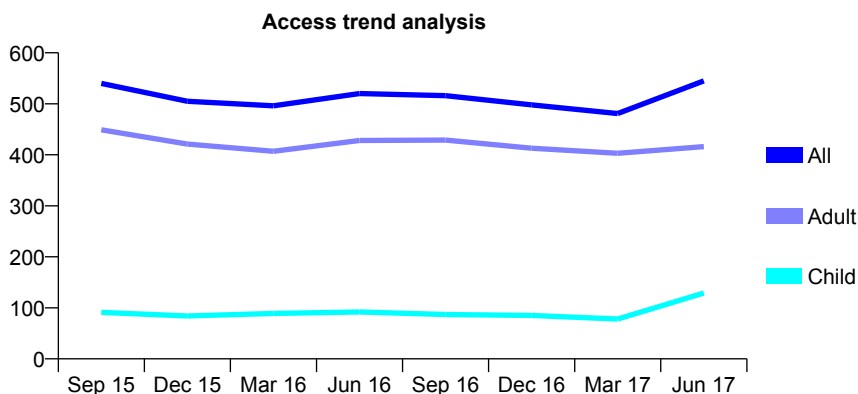
Q46 - Vital Signs At a Glance Contract Report for 571938/0001 - June 2017

Name or company name	MR DT BADROCK
Contract type name	GDS Contract
Purpose of contract	General
Contract start date	01/04/2006
Contract end date	

17/18 Contracted general activity (UDA)	2,062
Carry forward general activity (UDA)	0
17/18 Contracted orthodontic activity (UOA)	0
Carry forward orthodontic activity (UOA)	0
Baseline contract value	£50,980.77

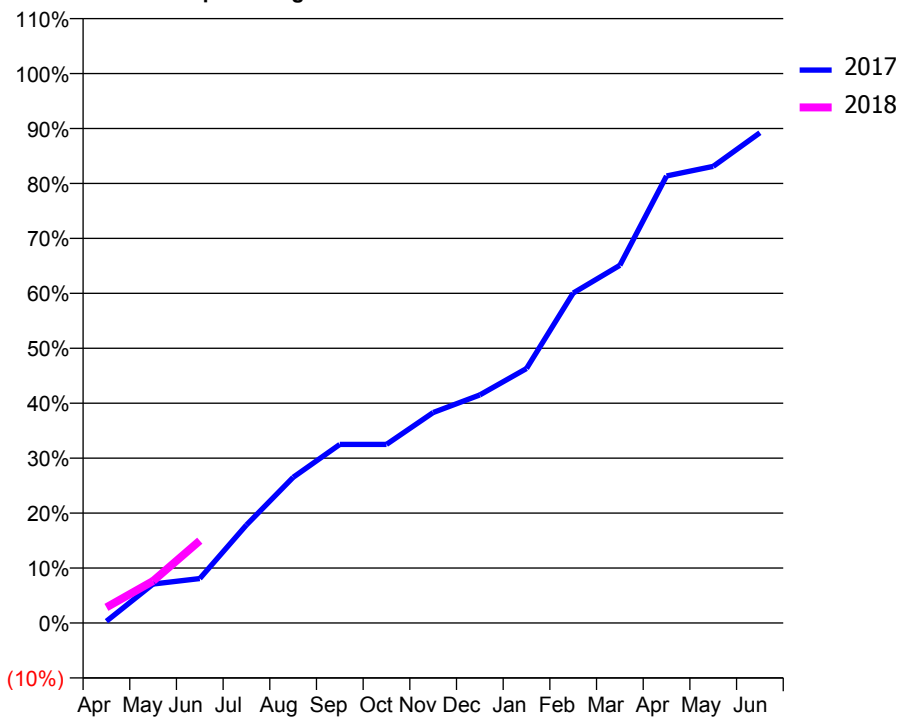
ACCESS*

Patients seen in 24 months	Total	Change since previous quarter
Quarter ending June 2016	520	
Quarter ending September 2016	516	→
Quarter ending December 2016	498	↓
Quarter ending March 2017	481	↓
Quarter ending June 2017	545	↑
Variance since June 2016	4.8%	↑



ACTIVITY

Cumulative percentage of contracted UDA delivered 2017 & 2018



Adjusted Scheduled Activity (UDA)

Month	2017	2018
April	7	59
May	147	158
June	167	309
July	368	
August	547	
September	670	
October	670	
November	790	
December	856	
January	955	
February	1,238	
March	1,342	
April	1,678	
May	1,714	
June	1,840	

QUALITY

	Quantity	Base Number	Contract	AT	Region	England
% of FP17s for the same patient ID Re-attending within 3 months - Children	3	75	4.0%	12.1%	13.0%	12.0%
% of FP17s for the same patient ID Re-attending within 3 months - Adults	17	125	13.6%	16.9%	16.6%	16.0%
% of FP17s for the same patient ID Re-attending between 3 & 9 months - Children	6	75	8.0%	57.7%	59.5%	58.0%
% of FP17s for the same patient ID Re-attending between 3 & 9 months - Adults	21	125	16.8%	51.0%	53.1%	50.9%
% of FP17s for Band 1 Urgent Courses	11	112	9.8%	10.6%	9.3%	9.1%
% of FP17s Relating to Free Repair or Replacements	2	112	1.8%	0.9%	1.0%	0.8%
% of FP17s Relating to Continuations	1	112	0.9%	1.1%	1.3%	1.1%
% of Patients satisfied with the dentistry they have received	4	5	N/A	91.0%	91.9%	91.7%
% of Patients satisfied with the time they had to wait for an appointment	5	5	N/A	87.5%	88.7%	88.0%

* This is based on patients treated on this contract for their most recent course of treatment. Figures in italics indicate the base number of FP17s or Patient Questionnaire responses are less than 100. N/A is shown where the base number of responses is less than 10 during the period. % is calculated as Quantity/Base number*100

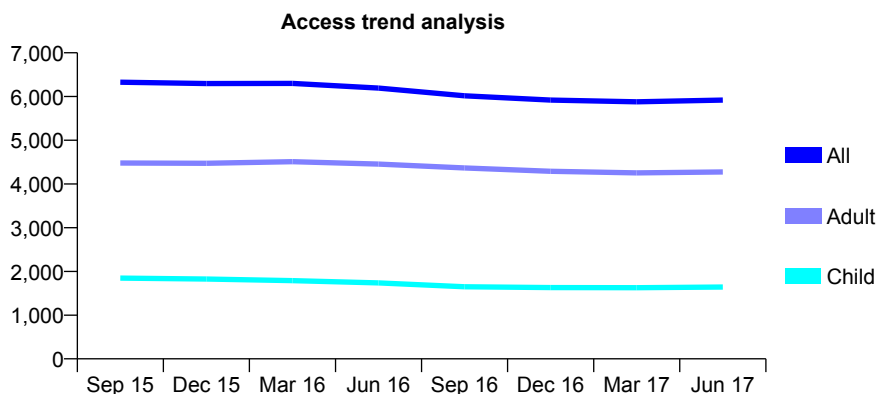
Q46 - Vital Signs At a Glance Contract Report for 572411/0001 - June 2017

Name or company name	MR DM VALLANCE
Contract type name	GDS Contract
Purpose of contract	General
Contract start date	01/04/2006
Contract end date	

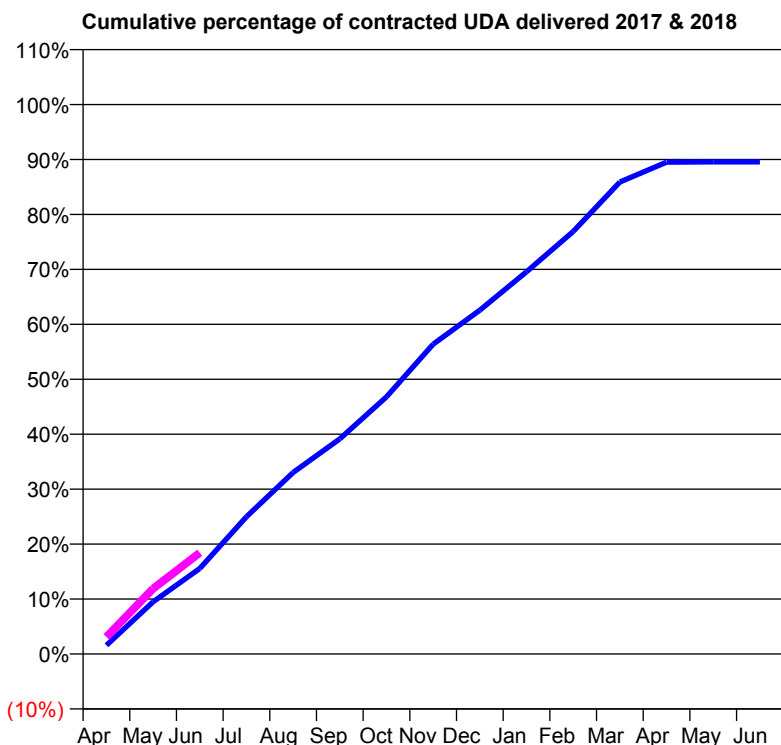
17/18 Contracted general activity (UDA)	20,324
Carry forward general activity (UDA)	0
17/18 Contracted orthodontic activity (UOA)	0
Carry forward orthodontic activity (UOA)	0
Baseline contract value	£553,788.72

ACCESS*

Patients seen in 24 months	Total	Change since previous quarter
Quarter ending June 2016	6,192	
Quarter ending September 2016	6,016	↓
Quarter ending December 2016	5,919	↓
Quarter ending March 2017	5,880	→
Quarter ending June 2017	5,919	→
Variance since June 2016	(4.4%)	↓



ACTIVITY



Month	Adjusted Scheduled Activity (UDA)	
	2017	2018
April	325	632
May	1,931	2,421
June	3,162	3,746
July	5,078	
August	6,715	
September	7,958	
October	9,509	
November	11,457	
December	12,716	
January	14,138	
February	15,629	
March	17,458	
April	18,190	
May	18,200	
June	18,200	

QUALITY

	Quantity	Base Number	Contract	AT	Region	England
% of FP17s for the same patient ID Re-attending within 3 months - Children	41	615	6.7%	12.1%	13.0%	12.0%
% of FP17s for the same patient ID Re-attending within 3 months - Adults	192	1,436	13.4%	16.9%	16.6%	16.0%
% of FP17s for the same patient ID Re-attending between 3 & 9 months - Children	387	615	62.9%	57.7%	59.5%	58.0%
% of FP17s for the same patient ID Re-attending between 3 & 9 months - Adults	776	1,436	54.0%	51.0%	53.1%	50.9%
% of FP17s for Band 1 Urgent Courses	110	1,750	6.3%	10.6%	9.3%	9.1%
% of FP17s Relating to Free Repair or Replacements	16	1,750	0.9%	0.9%	1.0%	0.8%
% of FP17s Relating to Continuations	41	1,750	2.3%	1.1%	1.3%	1.1%
% of Patients satisfied with the dentistry they have received	5	5	N/A	91.0%	91.9%	91.7%
% of Patients satisfied with the time they had to wait for an appointment	4	5	N/A	87.5%	88.7%	88.0%

* This is based on patients treated on this contract for their most recent course of treatment. Figures in italics indicate the base number of FP17s or Patient Questionnaire responses are less than 100. N/A is shown where the base number of responses is less than 10 during the period. % is calculated as Quantity/Base number*100

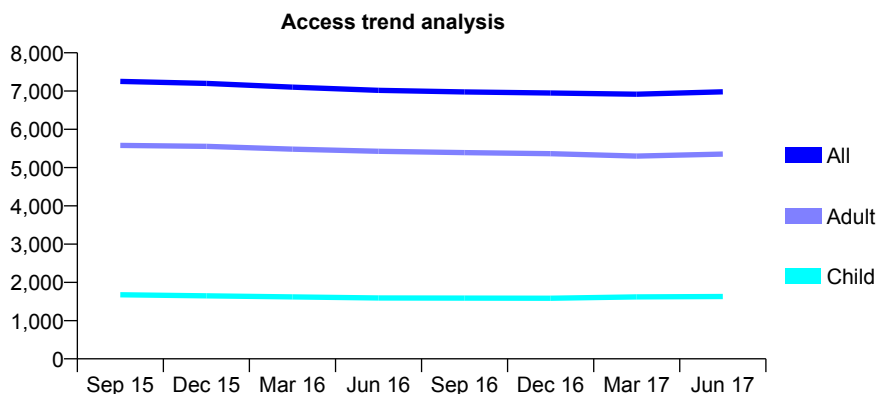
Q46 - Vital Signs At a Glance Contract Report for 572411/0002 - June 2017

Name or company name	MR DM VALLANCE
Contract type name	GDS Contract
Purpose of contract	General
Contract start date	01/04/2006
Contract end date	

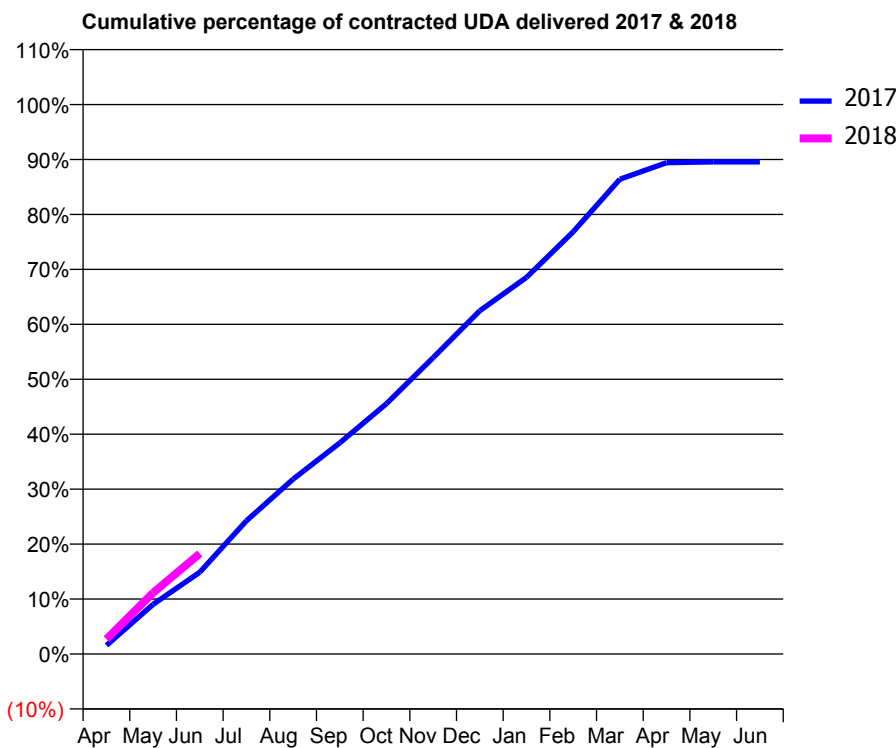
17/18 Contracted general activity (UDA)	20,269
Carry forward general activity (UDA)	0
17/18 Contracted orthodontic activity (UOA)	0
Carry forward orthodontic activity (UOA)	0
Baseline contract value	£550,263.29

ACCESS*

Patients seen in 24 months	Total	Change since previous quarter
Quarter ending June 2016	7,019	
Quarter ending September 2016	6,978	→
Quarter ending December 2016	6,949	→
Quarter ending March 2017	6,919	→
Quarter ending June 2017	6,981	→
Variance since June 2016	(0.5%)	→



ACTIVITY



Month	Adjusted Scheduled Activity (UDA)	
	2017	2018
April	318	550
May	1,834	2,261
June	3,017	3,707
July	4,914	
August	6,450	
September	7,791	
October	9,235	
November	10,930	
December	12,663	
January	13,895	
February	15,574	
March	17,512	
April	18,125	
May	18,152	
June	18,152	

QUALITY

	Quantity	Base Number	Contract	AT	Region	England
% of FP17s for the same patient ID Re-attending within 3 months - Children	43	549	7.8%	12.1%	13.0%	12.0%
% of FP17s for the same patient ID Re-attending within 3 months - Adults	184	1,528	12.0%	16.9%	16.6%	16.0%
% of FP17s for the same patient ID Re-attending between 3 & 9 months - Children	297	549	54.1%	57.7%	59.5%	58.0%
% of FP17s for the same patient ID Re-attending between 3 & 9 months - Adults	700	1,528	45.8%	51.0%	53.1%	50.9%
% of FP17s for Band 1 Urgent Courses	143	1,817	7.9%	10.6%	9.3%	9.1%
% of FP17s Relating to Free Repair or Replacements	28	1,817	1.5%	0.9%	1.0%	0.8%
% of FP17s Relating to Continuations	32	1,817	1.8%	1.1%	1.3%	1.1%
% of Patients satisfied with the dentistry they have received	13	13	100.0%	91.0%	91.9%	91.7%
% of Patients satisfied with the time they had to wait for an appointment	11	13	84.6%	87.5%	88.7%	88.0%

* This is based on patients treated on this contract for their most recent course of treatment. Figures in italics indicate the base number of FP17s or Patient Questionnaire responses are less than 100. N/A is shown where the base number of responses is less than 10 during the period. % is calculated as Quantity/Base number*100

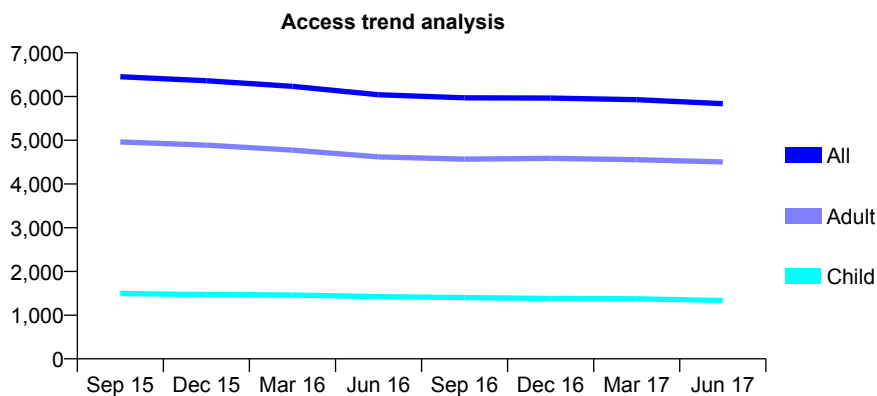
Q46 - Vital Signs At a Glance Contract Report for 572713/0001 - June 2017

Name or company name	MR SJ WARD
Contract type name	GDS Contract
Purpose of contract	General
Contract start date	01/04/2006
Contract end date	

17/18 Contracted general activity (UDA)	17,573
Carry forward general activity (UDA)	0
17/18 Contracted orthodontic activity (UOA)	0
Carry forward orthodontic activity (UOA)	0
Baseline contract value	£573,546.00

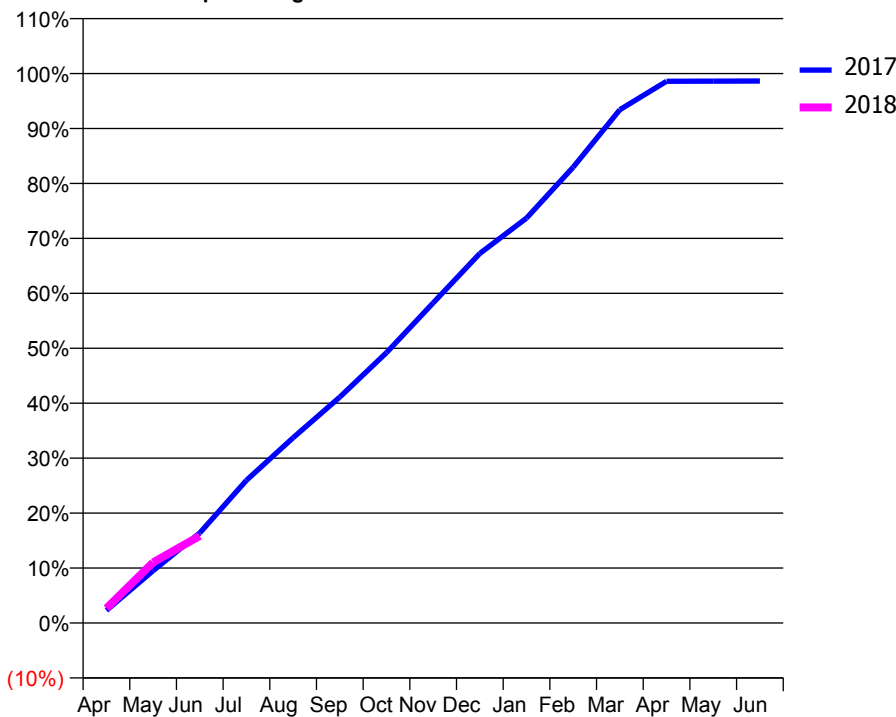
ACCESS*

Patients seen in 24 months	Total	Change since previous quarter
Quarter ending June 2016	6,042	
Quarter ending September 2016	5,970	↓
Quarter ending December 2016	5,966	→
Quarter ending March 2017	5,929	→
Quarter ending June 2017	5,837	↓
Variance since June 2016	(3.4%)	↓



ACTIVITY

Cumulative percentage of contracted UDA delivered 2017 & 2018



Adjusted Scheduled Activity (UDA)

Month	2017	2018
April	403	472
May	1,672	1,937
June	2,880	2,787
July	4,566	
August	5,926	
September	7,227	
October	8,646	
November	10,236	
December	11,821	
January	12,948	
February	14,578	
March	16,415	
April	17,324	
May	17,328	
June	17,331	

QUALITY

	Quantity	Base Number	Contract	AT	Region	England
% of FP17s for the same patient ID Re-attending within 3 months - Children	34	449	7.6%	12.1%	13.0%	12.0%
% of FP17s for the same patient ID Re-attending within 3 months - Adults	283	1,455	19.5%	16.9%	16.6%	16.0%
% of FP17s for the same patient ID Re-attending between 3 & 9 months - Children	197	449	43.9%	57.7%	59.5%	58.0%
% of FP17s for the same patient ID Re-attending between 3 & 9 months - Adults	716	1,455	49.2%	51.0%	53.1%	50.9%
% of FP17s for Band 1 Urgent Courses	152	1,466	10.4%	10.6%	9.3%	9.1%
% of FP17s Relating to Free Repair or Replacements	19	1,466	1.3%	0.9%	1.0%	0.8%
% of FP17s Relating to Continuations	35	1,466	2.4%	1.1%	1.3%	1.1%
% of Patients satisfied with the dentistry they have received	9	10	90.0%	91.0%	91.9%	91.7%
% of Patients satisfied with the time they had to wait for an appointment	9	10	90.0%	87.5%	88.7%	88.0%

* This is based on patients treated on this contract for their most recent course of treatment. Figures in italics indicate the base number of FP17s or Patient Questionnaire responses are less than 100. N/A is shown where the base number of responses is less than 10 during the period. % is calculated as Quantity/Base number*100

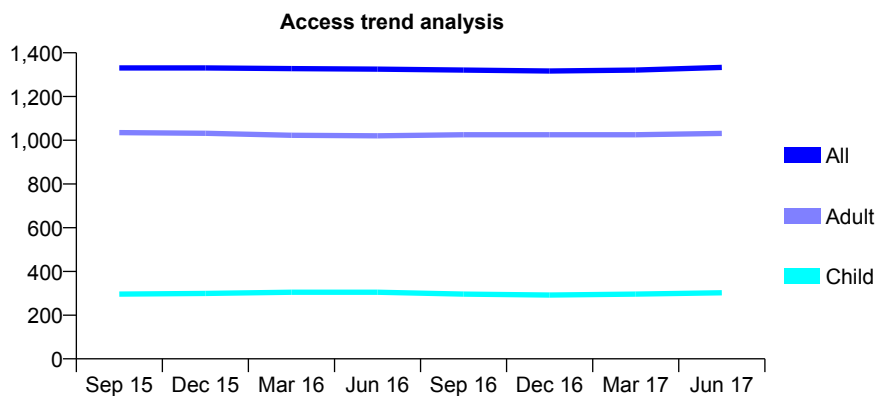
Q46 - Vital Signs At a Glance Contract Report for 576050/0001 - June 2017

Name or company name	MR AJ STOGGALL
Contract type name	GDS Contract
Purpose of contract	General
Contract start date	01/04/2006
Contract end date	

17/18 Contracted general activity (UDA)	4,712
Carry forward general activity (UDA)	0
17/18 Contracted orthodontic activity (UOA)	0
Carry forward orthodontic activity (UOA)	0
Baseline contract value	£178,657.98

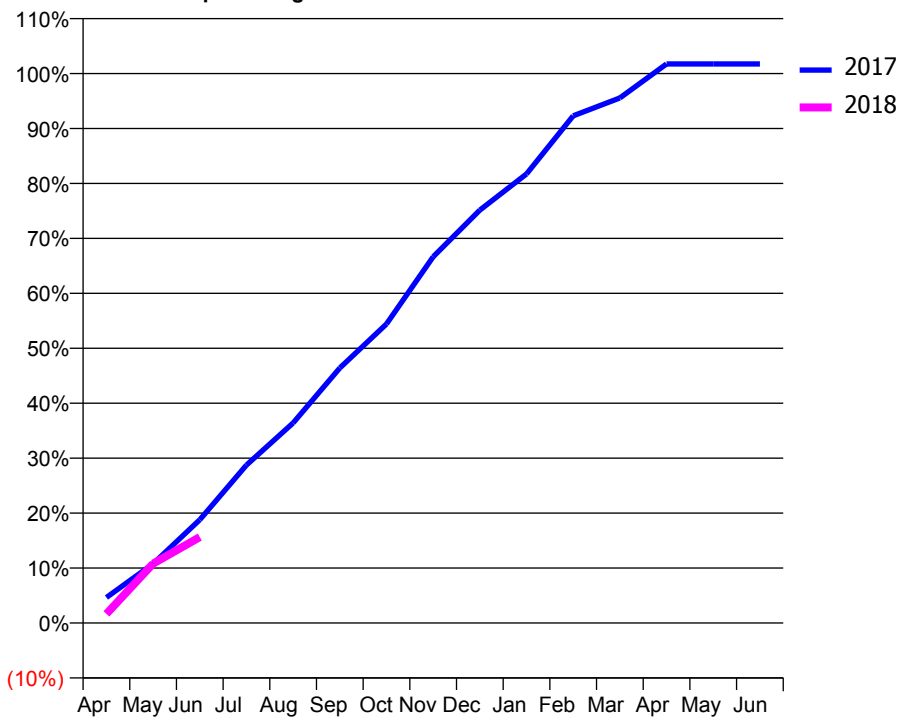
ACCESS*

Patients seen in 24 months	Total	Change since previous quarter
Quarter ending June 2016	1,325	
Quarter ending September 2016	1,321	→
Quarter ending December 2016	1,317	→
Quarter ending March 2017	1,321	→
Quarter ending June 2017	1,333	→
Variance since June 2016	0.6%	→



ACTIVITY

Cumulative percentage of contracted UDA delivered 2017 & 2018



Adjusted Scheduled Activity (UDA)

Month	2017	2018
April	219	78
May	508	509
June	886	737
July	1,355	
August	1,716	
September	2,187	
October	2,564	
November	3,141	
December	3,541	
January	3,851	
February	4,349	
March	4,502	
April	4,793	
May	4,793	
June	4,793	

QUALITY

	Quantity	Base Number	Contract	AT	Region	England
% of FP17s for the same patient ID Re-attending within 3 months - Children	8	124	6.5%	12.1%	13.0%	12.0%
% of FP17s for the same patient ID Re-attending within 3 months - Adults	50	376	13.3%	16.9%	16.6%	16.0%
% of FP17s for the same patient ID Re-attending between 3 & 9 months - Children	73	124	58.9%	57.7%	59.5%	58.0%
% of FP17s for the same patient ID Re-attending between 3 & 9 months - Adults	263	376	69.9%	51.0%	53.1%	50.9%
% of FP17s for Band 1 Urgent Courses	39	425	9.2%	10.6%	9.3%	9.1%
% of FP17s Relating to Free Repair or Replacements	5	425	1.2%	0.9%	1.0%	0.8%
% of FP17s Relating to Continuations	3	425	0.7%	1.1%	1.3%	1.1%
% of Patients satisfied with the dentistry they have received	6	6	N/A	91.0%	91.9%	91.7%
% of Patients satisfied with the time they had to wait for an appointment	6	6	N/A	87.5%	88.7%	88.0%

* This is based on patients treated on this contract for their most recent course of treatment. Figures in italics indicate the base number of FP17s or Patient Questionnaire responses are less than 100. N/A is shown where the base number of responses is less than 10 during the period. % is calculated as Quantity/Base number*100

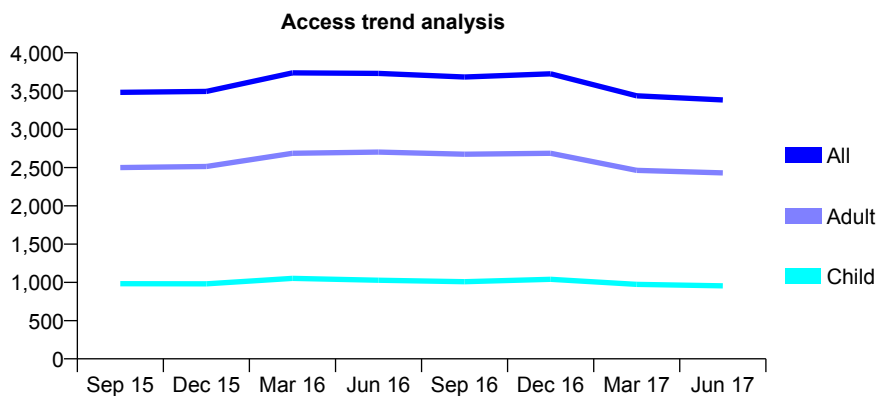
Q46 - Vital Signs At a Glance Contract Report for 610801/0001 - June 2017

Name or company name	MRS KM SHAH
Contract type name	GDS Contract
Purpose of contract	General
Contract start date	21/10/2010
Contract end date	

17/18 Contracted general activity (UDA)	10,334
Carry forward general activity (UDA)	0
17/18 Contracted orthodontic activity (UOA)	0
Carry forward orthodontic activity (UOA)	0
Baseline contract value	£252,109.52

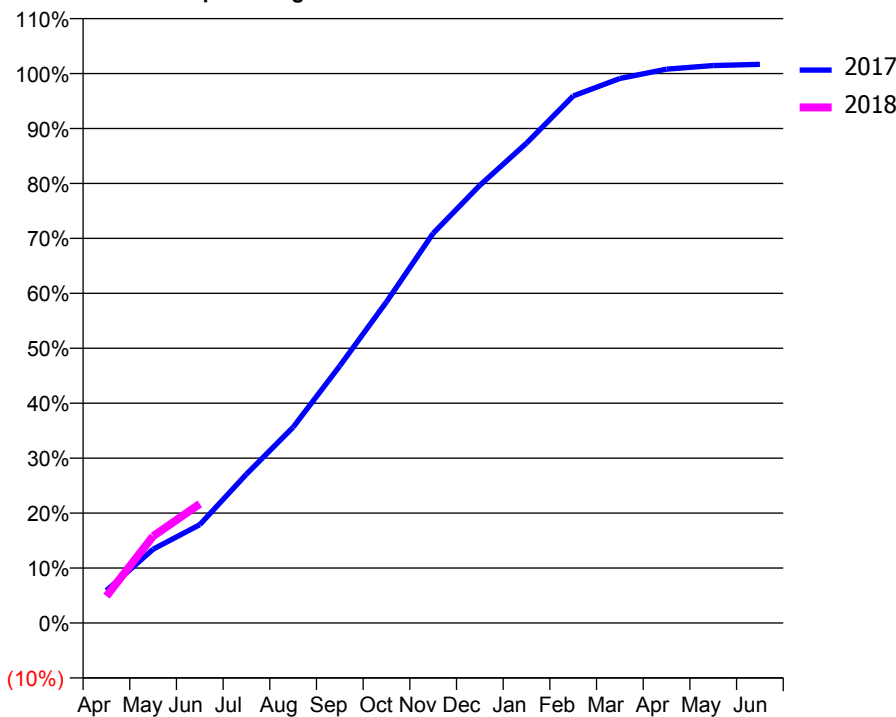
ACCESS*

Patients seen in 24 months	Total	Change since previous quarter
Quarter ending June 2016	3,731	
Quarter ending September 2016	3,684	↓
Quarter ending December 2016	3,726	→
Quarter ending March 2017	3,438	↓
Quarter ending June 2017	3,384	↓
Variance since June 2016	(9.3%)	↓



ACTIVITY

Cumulative percentage of contracted UDA delivered 2017 & 2018



Month	Adjusted Scheduled Activity (UDA)	
	2017	2018
April	611	504
May	1,388	1,634
June	1,850	2,241
July	2,800	
August	3,684	
September	4,835	
October	6,041	
November	7,328	
December	8,231	
January	9,023	
February	9,912	
March	10,240	
April	10,415	
May	10,483	
June	10,506	

QUALITY

	Quantity	Base Number	Contract	AT	Region	England
% of FP17s for the same patient ID Re-attending within 3 months - Children	41	391	10.5%	12.1%	13.0%	12.0%
% of FP17s for the same patient ID Re-attending within 3 months - Adults	113	727	15.5%	16.9%	16.6%	16.0%
% of FP17s for the same patient ID Re-attending between 3 & 9 months - Children	297	391	76.0%	57.7%	59.5%	58.0%
% of FP17s for the same patient ID Re-attending between 3 & 9 months - Adults	455	727	62.6%	51.0%	53.1%	50.9%
% of FP17s for Band 1 Urgent Courses	46	971	4.7%	10.6%	9.3%	9.1%
% of FP17s Relating to Free Repair or Replacements	2	971	0.2%	0.9%	1.0%	0.8%
% of FP17s Relating to Continuations	17	971	1.8%	1.1%	1.3%	1.1%
% of Patients satisfied with the dentistry they have received	5	7	N/A	91.0%	91.9%	91.7%
% of Patients satisfied with the time they had to wait for an appointment	7	7	N/A	87.5%	88.7%	88.0%

* This is based on patients treated on this contract for their most recent course of treatment. Figures in italics indicate the base number of FP17s or Patient Questionnaire responses are less than 100. N/A is shown where the base number of responses is less than 10 during the period. % is calculated as Quantity/Base number*100

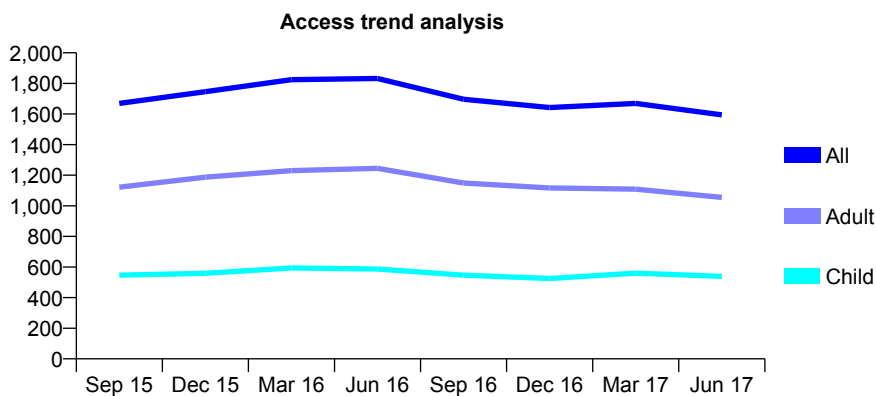
Q46 - Vital Signs At a Glance Contract Report for 613347/0001 - June 2017

Name or company name	MISS AT SARWAR
Contract type name	GDS Contract
Purpose of contract	General
Contract start date	30/06/2014
Contract end date	

17/18 Contracted general activity (UDA)	5,753
Carry forward general activity (UDA)	0
17/18 Contracted orthodontic activity (UOA)	0
Carry forward orthodontic activity (UOA)	0
Baseline contract value	£139,249.09

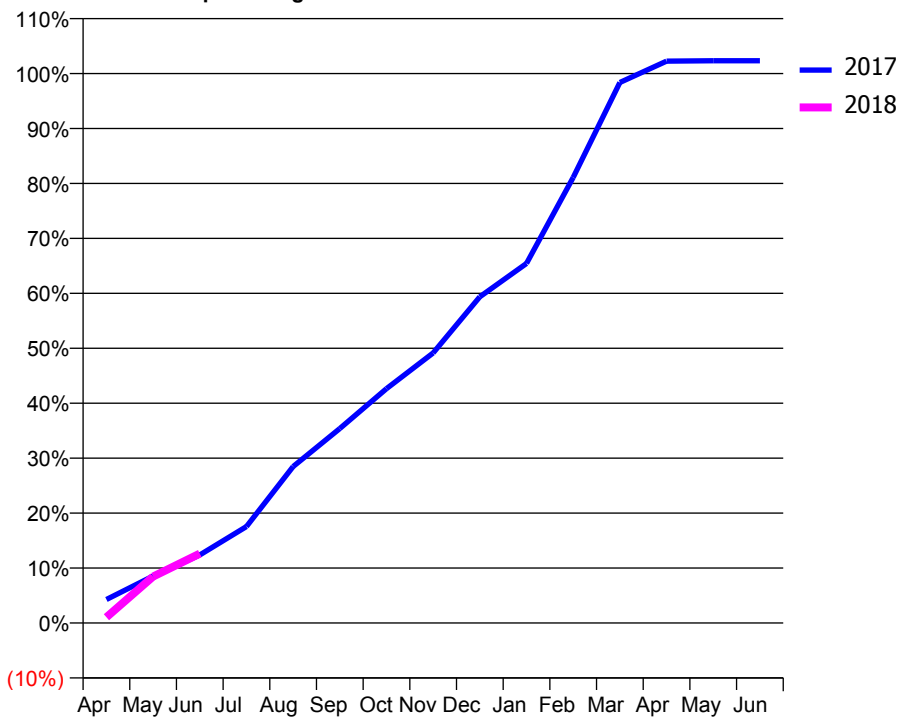
ACCESS*

Patients seen in 24 months	Total	Change since previous quarter
Quarter ending June 2016	1,832	
Quarter ending September 2016	1,696	↓
Quarter ending December 2016	1,642	↓
Quarter ending March 2017	1,669	→
Quarter ending June 2017	1,594	↓
Variance since June 2016	(13.0%)	↓



ACTIVITY

Cumulative percentage of contracted UDA delivered 2017 & 2018



Adjusted Scheduled Activity (UDA)

Month	2017	2018
April	246	60
May	492	486
June	712	727
July	1,010	
August	1,638	
September	2,036	
October	2,453	
November	2,827	
December	3,415	
January	3,765	
February	4,666	
March	5,658	
April	5,883	
May	5,886	
June	5,886	

QUALITY

	Quantity	Base Number	Contract	AT	Region	England
% of FP17s for the same patient ID Re-attending within 3 months - Children	9	107	8.4%	12.1%	13.0%	12.0%
% of FP17s for the same patient ID Re-attending within 3 months - Adults	49	302	16.2%	16.9%	16.6%	16.0%
% of FP17s for the same patient ID Re-attending between 3 & 9 months - Children	66	107	61.7%	57.7%	59.5%	58.0%
% of FP17s for the same patient ID Re-attending between 3 & 9 months - Adults	151	302	50.0%	51.0%	53.1%	50.9%
% of FP17s for Band 1 Urgent Courses	19	346	5.5%	10.6%	9.3%	9.1%
% of FP17s Relating to Free Repair or Replacements	8	346	2.3%	0.9%	1.0%	0.8%
% of FP17s Relating to Continuations	1	346	0.3%	1.1%	1.3%	1.1%
% of Patients satisfied with the dentistry they have received	2	2	N/A	91.0%	91.9%	91.7%
% of Patients satisfied with the time they had to wait for an appointment	1	2	N/A	87.5%	88.7%	88.0%

* This is based on patients treated on this contract for their most recent course of treatment. Figures in italics indicate the base number of FP17s or Patient Questionnaire responses are less than 100. N/A is shown where the base number of responses is less than 10 during the period. % is calculated as Quantity/Base number*100

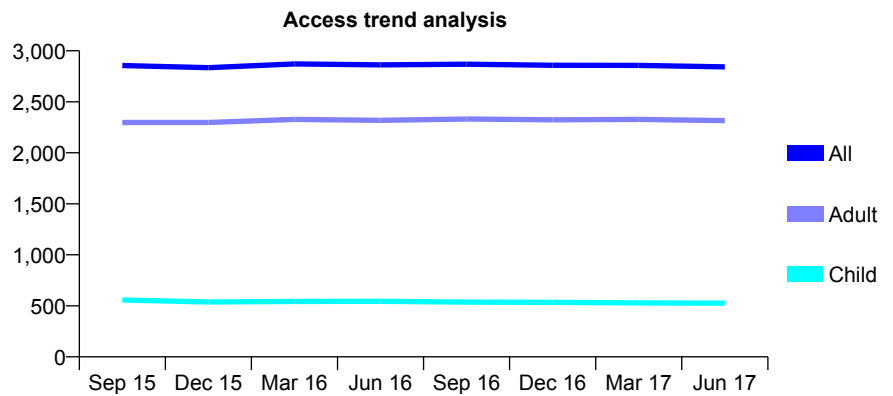
Q46 - Vital Signs At a Glance Contract Report for 620319/0001 - June 2017

Name or company name	Joubert & Nicol Dental Practice
Contract type name	GDS Contract
Purpose of contract	General
Contract start date	01/04/2006
Contract end date	

17/18 Contracted general activity (UDA)	10,354
Carry forward general activity (UDA)	0
17/18 Contracted orthodontic activity (UOA)	0
Carry forward orthodontic activity (UOA)	0
Baseline contract value	£205,748.23

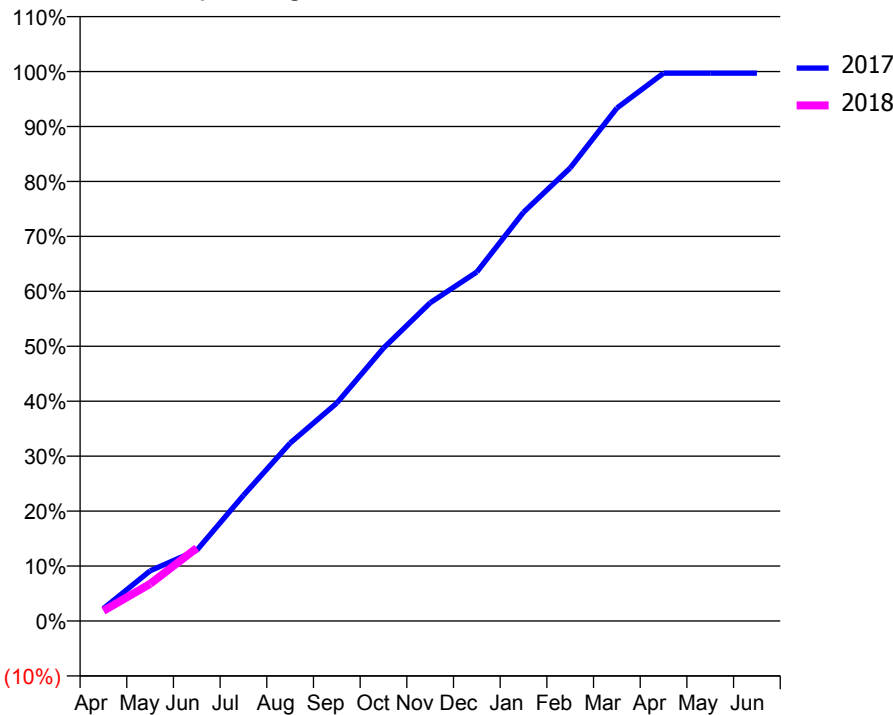
ACCESS*

Patients seen in 24 months	Total	Change since previous quarter
Quarter ending June 2016	2,862	
Quarter ending September 2016	2,868	→
Quarter ending December 2016	2,858	→
Quarter ending March 2017	2,857	→
Quarter ending June 2017	2,842	→
Variance since June 2016	(0.7%)	→



ACTIVITY

Cumulative percentage of contracted UDA delivered 2017 & 2018



Month	Adjusted Scheduled Activity (UDA)	
	2017	2018
April	234	191
May	945	700
June	1,333	1,377
July	2,369	
August	3,353	
September	4,107	
October	5,141	
November	5,995	
December	6,576	
January	7,703	
February	8,536	
March	9,664	
April	10,323	
May	10,323	
June	10,323	

QUALITY

	Quantity	Base Number	Contract	AT	Region	England
% of FP17s for the same patient ID Re-attending within 3 months - Children	17	223	7.6%	12.1%	13.0%	12.0%
% of FP17s for the same patient ID Re-attending within 3 months - Adults	193	931	20.7%	16.9%	16.6%	16.0%
% of FP17s for the same patient ID Re-attending between 3 & 9 months - Children	174	223	78.0%	57.7%	59.5%	58.0%
% of FP17s for the same patient ID Re-attending between 3 & 9 months - Adults	633	931	68.0%	51.0%	53.1%	50.9%
% of FP17s for Band 1 Urgent Courses	59	794	7.4%	10.6%	9.3%	9.1%
% of FP17s Relating to Free Repair or Replacements	16	794	2.0%	0.9%	1.0%	0.8%
% of FP17s Relating to Continuations	30	794	3.8%	1.1%	1.3%	1.1%
% of Patients satisfied with the dentistry they have received	10	10	100.0%	91.0%	91.9%	91.7%
% of Patients satisfied with the time they had to wait for an appointment	10	10	100.0%	87.5%	88.7%	88.0%

* This is based on patients treated on this contract for their most recent course of treatment. Figures in italics indicate the base number of FP17s or Patient Questionnaire responses are less than 100. N/A is shown where the base number of responses is less than 10 during the period. % is calculated as Quantity/Base number*100

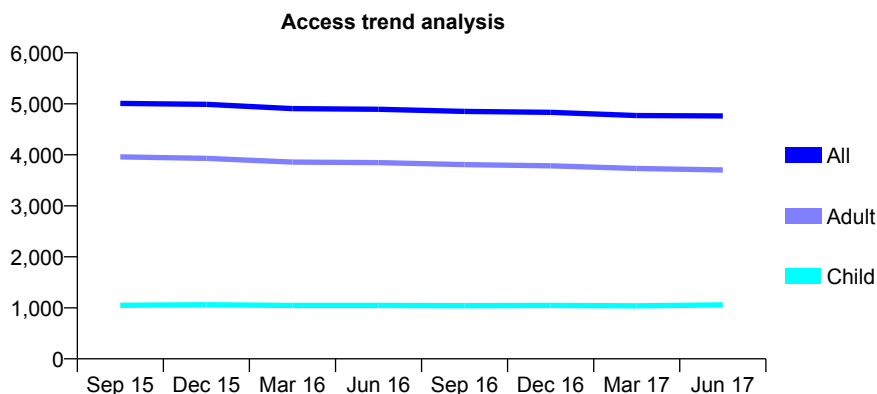
Q46 - Vital Signs At a Glance Contract Report for 620343/0001 - June 2017

Name or company name	MR SD WALMSLEY
Contract type name	GDS Contract
Purpose of contract	General
Contract start date	01/04/2006
Contract end date	

17/18 Contracted general activity (UDA)	13,145
Carry forward general activity (UDA)	0
17/18 Contracted orthodontic activity (UOA)	0
Carry forward orthodontic activity (UOA)	0
Baseline contract value	£365,195.67

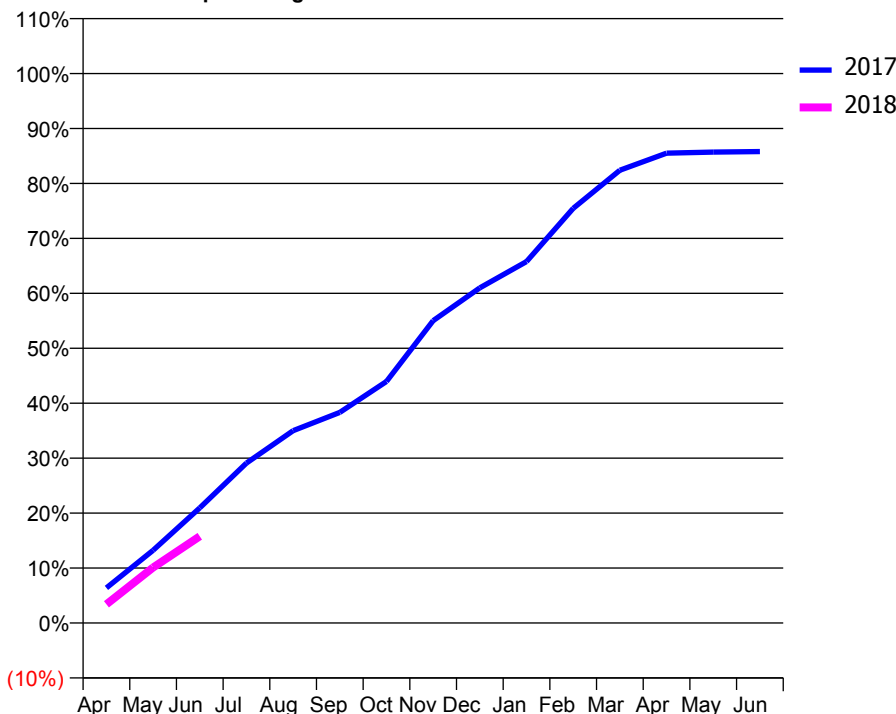
ACCESS*

Patients seen in 24 months	Total	Change since previous quarter
Quarter ending June 2016	4,894	
Quarter ending September 2016	4,850	→
Quarter ending December 2016	4,832	→
Quarter ending March 2017	4,771	↓
Quarter ending June 2017	4,762	→
Variance since June 2016	(2.7%)	↓



ACTIVITY

Cumulative percentage of contracted UDA delivered 2017 & 2018



Adjusted Scheduled Activity (UDA)

Month	2017	2018
April	841	449
May	1,740	1,330
June	2,754	2,075
July	3,827	
August	4,603	
September	5,039	
October	5,778	
November	7,232	
December	8,019	
January	8,645	
February	9,919	
March	10,830	
April	11,241	
May	11,266	
June	11,278	

QUALITY

	Quantity	Base Number	Contract	AT	Region	England
% of FP17s for the same patient ID Re-attending within 3 months - Children	20	319	6.3%	12.1%	13.0%	12.0%
% of FP17s for the same patient ID Re-attending within 3 months - Adults	94	966	9.7%	16.9%	16.6%	16.0%
% of FP17s for the same patient ID Re-attending between 3 & 9 months - Children	128	319	40.1%	57.7%	59.5%	58.0%
% of FP17s for the same patient ID Re-attending between 3 & 9 months - Adults	399	966	41.3%	51.0%	53.1%	50.9%
% of FP17s for Band 1 Urgent Courses	65	1,067	6.1%	10.6%	9.3%	9.1%
% of FP17s Relating to Free Repair or Replacements	5	1,067	0.5%	0.9%	1.0%	0.8%
% of FP17s Relating to Continuations	9	1,067	0.8%	1.1%	1.3%	1.1%
% of Patients satisfied with the dentistry they have received	7	7	N/A	91.0%	91.9%	91.7%
% of Patients satisfied with the time they had to wait for an appointment	7	7	N/A	87.5%	88.7%	88.0%

* This is based on patients treated on this contract for their most recent course of treatment. Figures in italics indicate the base number of FP17s or Patient Questionnaire responses are less than 100. N/A is shown where the base number of responses is less than 10 during the period. % is calculated as Quantity/Base number*100

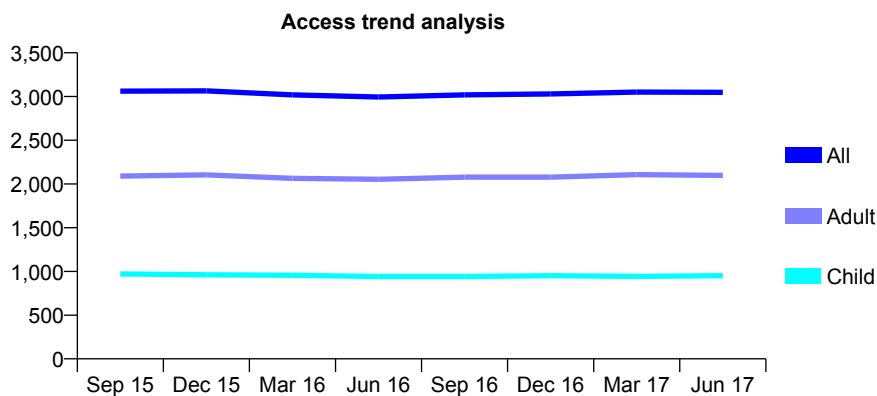
Q46 - Vital Signs At a Glance Contract Report for 628549/0002 - June 2017

Name or company name	MR JA GIBB
Contract type name	GDS Contract
Purpose of contract	General
Contract start date	02/03/2012
Contract end date	

17/18 Contracted general activity (UDA)	8,698
Carry forward general activity (UDA)	0
17/18 Contracted orthodontic activity (UOA)	0
Carry forward orthodontic activity (UOA)	0
Baseline contract value	£214,993.60

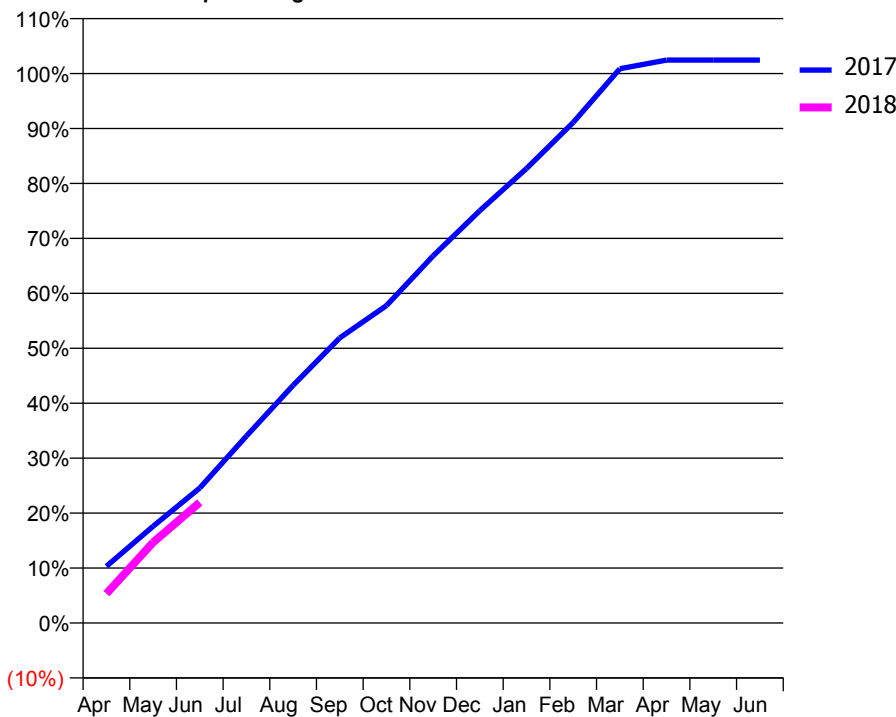
ACCESS*

Patients seen in 24 months	Total	Change since previous quarter
Quarter ending June 2016	2,994	
Quarter ending September 2016	3,019	→
Quarter ending December 2016	3,029	→
Quarter ending March 2017	3,051	→
Quarter ending June 2017	3,048	→
Variance since June 2016	1.8%	→



ACTIVITY

Cumulative percentage of contracted UDA delivered 2017 & 2018



Month	Adjusted Scheduled Activity (UDA)	
	2017	2018
April	899	465
May	1,532	1,277
June	2,137	1,910
July	2,961	
August	3,762	
September	4,514	
October	5,025	
November	5,812	
December	6,527	
January	7,195	
February	7,923	
March	8,773	
April	8,910	
May	8,910	
June	8,911	

QUALITY

	Quantity	Base Number	Contract	AT	Region	England
% of FP17s for the same patient ID Re-attending within 3 months - Children	33	351	9.4%	12.1%	13.0%	12.0%
% of FP17s for the same patient ID Re-attending within 3 months - Adults	118	673	17.5%	16.9%	16.6%	16.0%
% of FP17s for the same patient ID Re-attending between 3 & 9 months - Children	206	351	58.7%	57.7%	59.5%	58.0%
% of FP17s for the same patient ID Re-attending between 3 & 9 months - Adults	350	673	52.0%	51.0%	53.1%	50.9%
% of FP17s for Band 1 Urgent Courses	68	935	7.3%	10.6%	9.3%	9.1%
% of FP17s Relating to Free Repair or Replacements	28	935	3.0%	0.9%	1.0%	0.8%
% of FP17s Relating to Continuations	7	935	0.7%	1.1%	1.3%	1.1%
% of Patients satisfied with the dentistry they have received	1	1	N/A	91.0%	91.9%	91.7%
% of Patients satisfied with the time they had to wait for an appointment	1	1	N/A	87.5%	88.7%	88.0%

* This is based on patients treated on this contract for their most recent course of treatment. Figures in italics indicate the base number of FP17s or Patient Questionnaire responses are less than 100. N/A is shown where the base number of responses is less than 10 during the period. % is calculated as Quantity/Base number*100

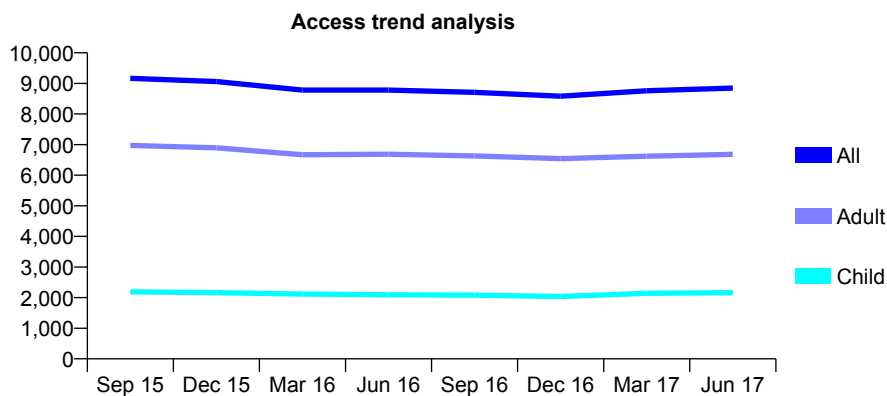
Q46 - Vital Signs At a Glance Contract Report for 631205/0003 - June 2017

Name or company name	Shaw Family Dental Practice Partnership
Contract type name	GDS Contract
Purpose of contract	General
Contract start date	01/04/2006
Contract end date	

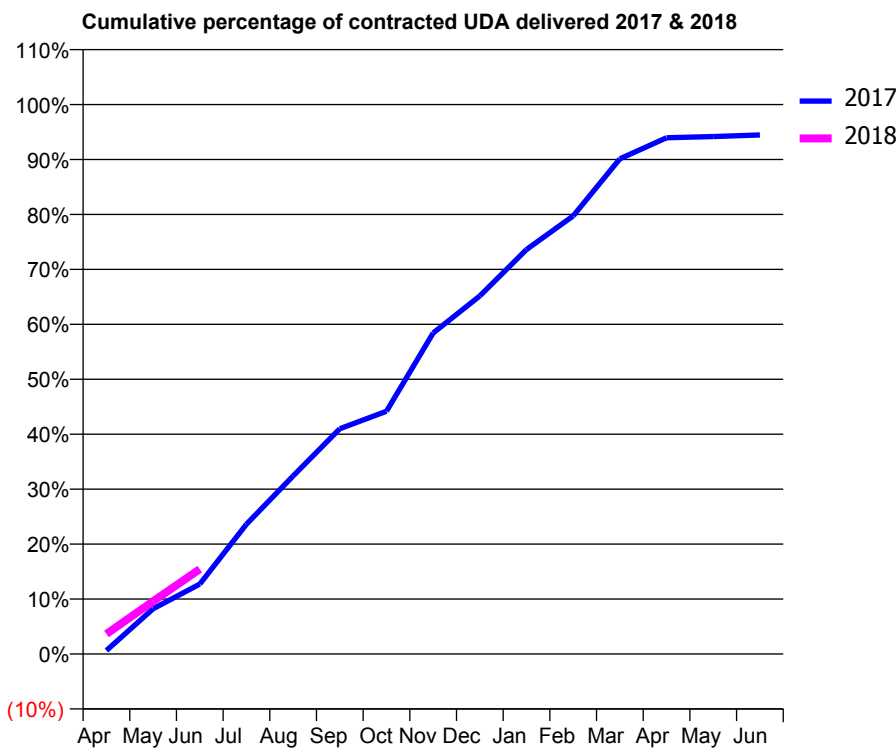
17/18 Contracted general activity (UDA)	29,514
Carry forward general activity (UDA)	0
17/18 Contracted orthodontic activity (UOA)	0
Carry forward orthodontic activity (UOA)	0
Baseline contract value	£1,051,505.15

ACCESS*

Patients seen in 24 months	Total	Change since previous quarter
Quarter ending June 2016	8,781	
Quarter ending September 2016	8,710	→
Quarter ending December 2016	8,581	↓
Quarter ending March 2017	8,762	↑
Quarter ending June 2017	8,846	→
Variance since June 2016	0.7%	→



ACTIVITY



Adjusted Scheduled Activity (UDA)		
Month	2017	2018
April	191	1,077
May	2,435	2,832
June	3,756	4,562
July	6,974	
August	9,565	
September	12,102	
October	13,038	
November	17,240	
December	19,236	
January	21,724	
February	23,529	
March	26,600	
April	27,728	
May	27,791	
June	27,875	

QUALITY

	Quantity	Base Number	Contract	AT	Region	England
% of FP17s for the same patient ID Re-attending within 3 months - Children	78	731	10.7%	12.1%	13.0%	12.0%
% of FP17s for the same patient ID Re-attending within 3 months - Adults	263	1,837	14.3%	16.9%	16.6%	16.0%
% of FP17s for the same patient ID Re-attending between 3 & 9 months - Children	361	731	49.4%	57.7%	59.5%	58.0%
% of FP17s for the same patient ID Re-attending between 3 & 9 months - Adults	754	1,837	41.0%	51.0%	53.1%	50.9%
% of FP17s for Band 1 Urgent Courses	138	2,022	6.8%	10.6%	9.3%	9.1%
% of FP17s Relating to Free Repair or Replacements	19	2,022	0.9%	0.9%	1.0%	0.8%
% of FP17s Relating to Continuations	44	2,022	2.2%	1.1%	1.3%	1.1%
% of Patients satisfied with the dentistry they have received	10	11	90.9%	91.0%	91.9%	91.7%
% of Patients satisfied with the time they had to wait for an appointment	10	11	90.9%	87.5%	88.7%	88.0%

* This is based on patients treated on this contract for their most recent course of treatment. Figures in italics indicate the base number of FP17s or Patient Questionnaire responses are less than 100. N/A is shown where the base number of responses is less than 10 during the period. % is calculated as Quantity/Base number*100

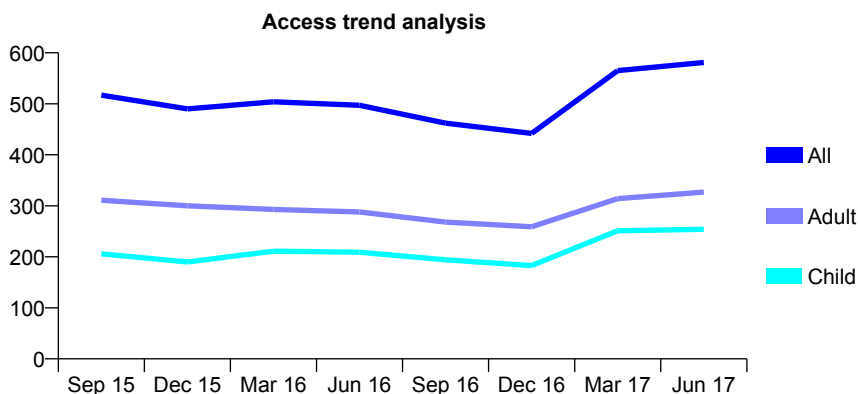
Q46 - Vital Signs At a Glance Contract Report for 632015/0001 - June 2017

Name or company name	Harrison/Kapenda
Contract type name	GDS Contract
Purpose of contract	General
Contract start date	01/04/2006
Contract end date	

17/18 Contracted general activity (UDA)	1,880
Carry forward general activity (UDA)	0
17/18 Contracted orthodontic activity (UOA)	0
Carry forward orthodontic activity (UOA)	0
Baseline contract value	£52,224.59

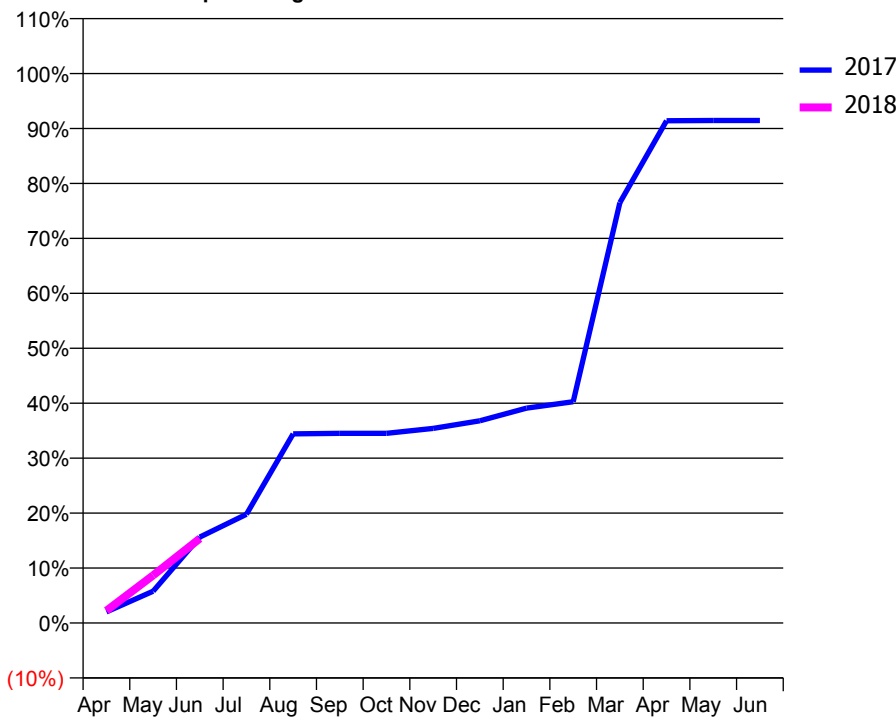
ACCESS*

Patients seen in 24 months	Total	Change since previous quarter
Quarter ending June 2016	497	
Quarter ending September 2016	462	↓
Quarter ending December 2016	442	↓
Quarter ending March 2017	565	↑
Quarter ending June 2017	581	↑
Variance since June 2016	16.9%	↑



ACTIVITY

Cumulative percentage of contracted UDA delivered 2017 & 2018



Month	Adjusted Scheduled Activity (UDA)	
	2017	2018
April	38	42
May	109	163
June	294	289
July	372	
August	647	
September	649	
October	649	
November	666	
December	692	
January	735	
February	757	
March	1,438	
April	1,718	
May	1,719	
June	1,719	

QUALITY

	Quantity	Base Number	Contract	AT	Region	England
% of FP17s for the same patient ID Re-attending within 3 months - Children	4	102	3.9%	12.1%	13.0%	12.0%
% of FP17s for the same patient ID Re-attending within 3 months - Adults	14	127	11.0%	16.9%	16.6%	16.0%
% of FP17s for the same patient ID Re-attending between 3 & 9 months - Children	35	102	34.3%	57.7%	59.5%	58.0%
% of FP17s for the same patient ID Re-attending between 3 & 9 months - Adults	46	127	36.2%	51.0%	53.1%	50.9%
% of FP17s for Band 1 Urgent Courses	9	105	8.6%	10.6%	9.3%	9.1%
% of FP17s Relating to Free Repair or Replacements	0	105	0.0%	0.9%	1.0%	0.8%
% of FP17s Relating to Continuations	0	105	0.0%	1.1%	1.3%	1.1%
% of Patients satisfied with the dentistry they have received	0	0	N/A	91.0%	91.9%	91.7%
% of Patients satisfied with the time they had to wait for an appointment	0	0	N/A	87.5%	88.7%	88.0%

* This is based on patients treated on this contract for their most recent course of treatment. Figures in italics indicate the base number of FP17s or Patient Questionnaire responses are less than 100. N/A is shown where the base number of responses is less than 10 during the period. % is calculated as Quantity/Base number*100

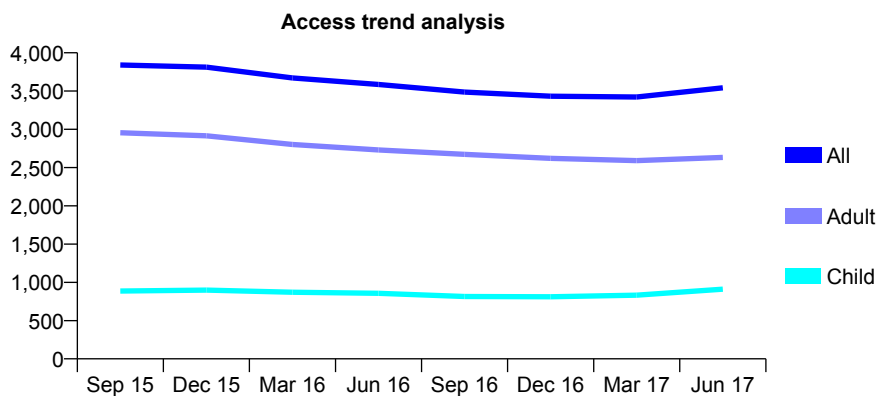
Q46 - Vital Signs At a Glance Contract Report for 632279/0001 - June 2017

Name or company name	Richard Jones and Umar Sharif
Contract type name	GDS Contract
Purpose of contract	General
Contract start date	01/04/2006
Contract end date	

17/18 Contracted general activity (UDA)	12,087
Carry forward general activity (UDA)	0
17/18 Contracted orthodontic activity (UOA)	0
Carry forward orthodontic activity (UOA)	0
Baseline contract value	£405,624.04

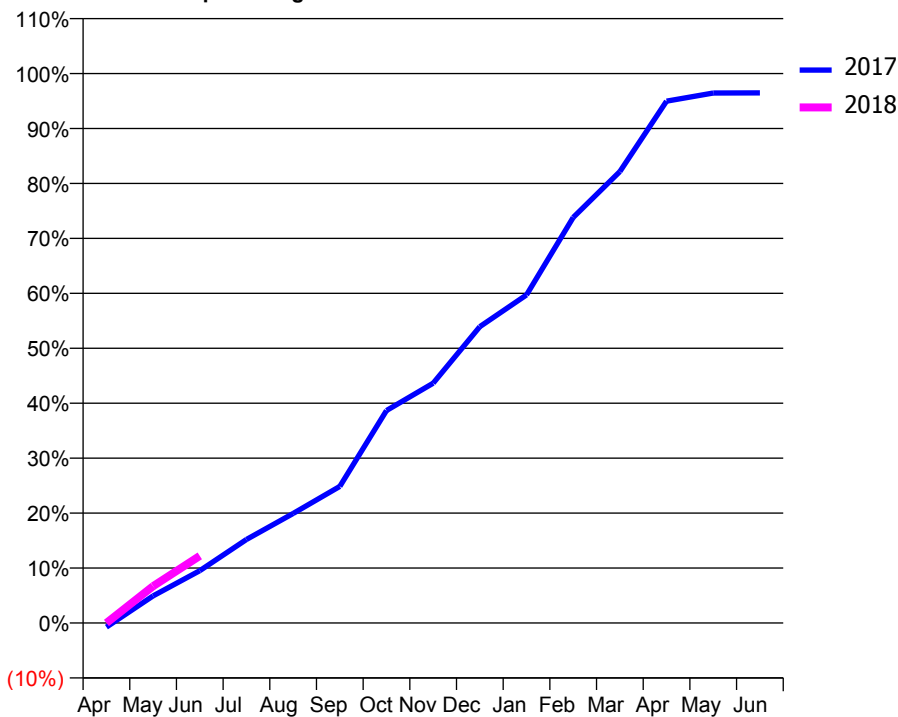
ACCESS*

Patients seen in 24 months	Total	Change since previous quarter
Quarter ending June 2016	3,586	
Quarter ending September 2016	3,486	↓
Quarter ending December 2016	3,432	↓
Quarter ending March 2017	3,423	→
Quarter ending June 2017	3,543	↑
Variance since June 2016	(1.2%)	↓



ACTIVITY

Cumulative percentage of contracted UDA delivered 2017 & 2018



Month	Adjusted Scheduled Activity (UDA)	
	2017	2018
April	-94	0
May	597	811
June	1,151	1,478
July	1,839	
August	2,410	
September	3,005	
October	4,675	
November	5,274	
December	6,519	
January	7,218	
February	8,921	
March	9,930	
April	11,479	
May	11,658	
June	11,661	

QUALITY

	Quantity	Base Number	Contract	AT	Region	England
% of FP17s for the same patient ID Re-attending within 3 months - Children	30	292	10.3%	12.1%	13.0%	12.0%
% of FP17s for the same patient ID Re-attending within 3 months - Adults	239	850	28.1%	16.9%	16.6%	16.0%
% of FP17s for the same patient ID Re-attending between 3 & 9 months - Children	64	292	21.9%	57.7%	59.5%	58.0%
% of FP17s for the same patient ID Re-attending between 3 & 9 months - Adults	214	850	25.2%	51.0%	53.1%	50.9%
% of FP17s for Band 1 Urgent Courses	78	562	13.9%	10.6%	9.3%	9.1%
% of FP17s Relating to Free Repair or Replacements	2	562	0.4%	0.9%	1.0%	0.8%
% of FP17s Relating to Continuations	19	562	3.4%	1.1%	1.3%	1.1%
% of Patients satisfied with the dentistry they have received	3	3	N/A	91.0%	91.9%	91.7%
% of Patients satisfied with the time they had to wait for an appointment	3	3	N/A	87.5%	88.7%	88.0%

* This is based on patients treated on this contract for their most recent course of treatment. Figures in italics indicate the base number of FP17s or Patient Questionnaire responses are less than 100. N/A is shown where the base number of responses is less than 10 during the period. % is calculated as Quantity/Base number*100

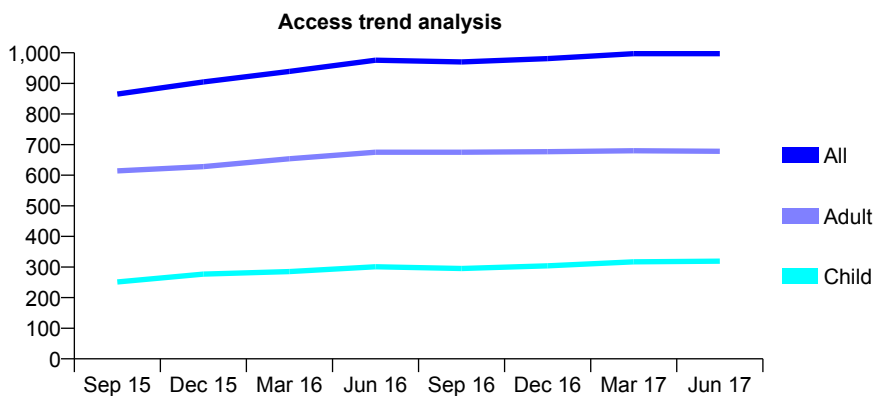
Q46 - Vital Signs At a Glance Contract Report for 635529/0001 - June 2017

Name or company name	MR DI LLEWELLYN
Contract type name	GDS Contract
Purpose of contract	General
Contract start date	01/04/2006
Contract end date	

17/18 Contracted general activity (UDA)	3,000
Carry forward general activity (UDA)	0
17/18 Contracted orthodontic activity (UOA)	0
Carry forward orthodontic activity (UOA)	0
Baseline contract value	£97,137.27

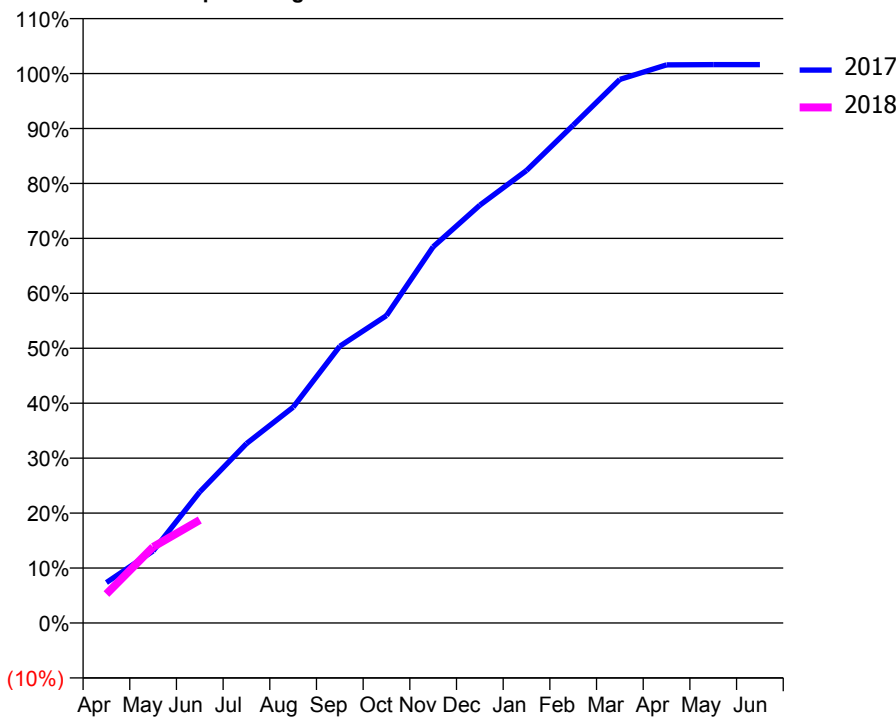
ACCESS*

Patients seen in 24 months	Total	Change since previous quarter
Quarter ending June 2016	976	
Quarter ending September 2016	970	→
Quarter ending December 2016	981	→
Quarter ending March 2017	997	→
Quarter ending June 2017	997	→
Variance since June 2016	2.2%	↑



ACTIVITY

Cumulative percentage of contracted UDA delivered 2017 & 2018



Month	Adjusted Scheduled Activity (UDA)	
	2017	2018
April	221	159
May	393	415
June	716	562
July	980	
August	1,179	
September	1,511	
October	1,678	
November	2,054	
December	2,281	
January	2,470	
February	2,718	
March	2,967	
April	3,047	
May	3,049	
June	3,049	

QUALITY

	Quantity	Base Number	Contract	AT	Region	England
% of FP17s for the same patient ID Re-attending within 3 months - Children	5	87	5.7%	12.1%	13.0%	12.0%
% of FP17s for the same patient ID Re-attending within 3 months - Adults	25	183	13.7%	16.9%	16.6%	16.0%
% of FP17s for the same patient ID Re-attending between 3 & 9 months - Children	46	87	52.9%	57.7%	59.5%	58.0%
% of FP17s for the same patient ID Re-attending between 3 & 9 months - Adults	56	183	30.6%	51.0%	53.1%	50.9%
% of FP17s for Band 1 Urgent Courses	11	235	4.7%	10.6%	9.3%	9.1%
% of FP17s Relating to Free Repair or Replacements	0	235	0.0%	0.9%	1.0%	0.8%
% of FP17s Relating to Continuations	2	235	0.9%	1.1%	1.3%	1.1%
% of Patients satisfied with the dentistry they have received	1	1	N/A	91.0%	91.9%	91.7%
% of Patients satisfied with the time they had to wait for an appointment	1	1	N/A	87.5%	88.7%	88.0%

* This is based on patients treated on this contract for their most recent course of treatment. Figures in italics indicate the base number of FP17s or Patient Questionnaire responses are less than 100. N/A is shown where the base number of responses is less than 10 during the period. % is calculated as Quantity/Base number*100

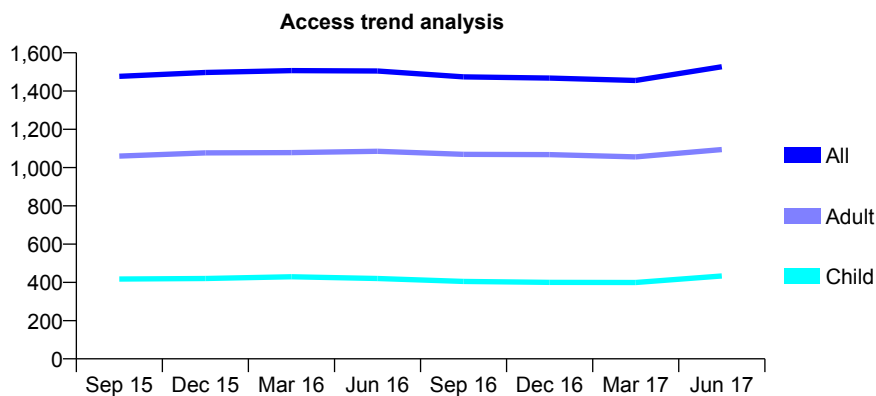
Q46 - Vital Signs At a Glance Contract Report for 638927/0001 - June 2017

Name or company name	MR IA MIRZA
Contract type name	GDS Contract
Purpose of contract	General
Contract start date	01/04/2006
Contract end date	

17/18 Contracted general activity (UDA)	6,277
Carry forward general activity (UDA)	0
17/18 Contracted orthodontic activity (UOA)	0
Carry forward orthodontic activity (UOA)	0
Baseline contract value	£199,615.48

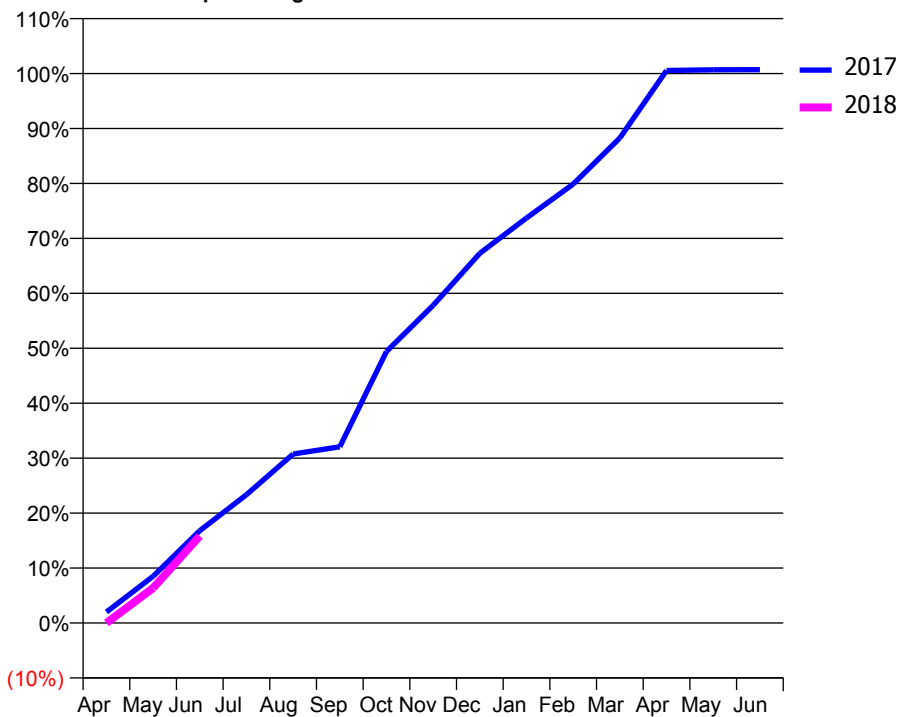
ACCESS*

Patients seen in 24 months	Total	Change since previous quarter
Quarter ending June 2016	1,505	
Quarter ending September 2016	1,474	↓
Quarter ending December 2016	1,468	→
Quarter ending March 2017	1,455	→
Quarter ending June 2017	1,527	↑
Variance since June 2016	1.5%	→



ACTIVITY

Cumulative percentage of contracted UDA delivered 2017 & 2018



Month	Adjusted Scheduled Activity (UDA)	
	2017	2018
April	126	0
May	534	399
June	1,054	995
July	1,465	
August	1,930	
September	2,014	
October	3,102	
November	3,629	
December	4,223	
January	4,627	
February	5,014	
March	5,540	
April	6,311	
May	6,319	
June	6,321	

QUALITY

	Quantity	Base Number	Contract	AT	Region	England
% of FP17s for the same patient ID Re-attending within 3 months - Children	17	186	9.1%	12.1%	13.0%	12.0%
% of FP17s for the same patient ID Re-attending within 3 months - Adults	73	469	15.6%	16.9%	16.6%	16.0%
% of FP17s for the same patient ID Re-attending between 3 & 9 months - Children	84	186	45.2%	57.7%	59.5%	58.0%
% of FP17s for the same patient ID Re-attending between 3 & 9 months - Adults	231	469	49.3%	51.0%	53.1%	50.9%
% of FP17s for Band 1 Urgent Courses	58	405	14.3%	10.6%	9.3%	9.1%
% of FP17s Relating to Free Repair or Replacements	5	405	1.2%	0.9%	1.0%	0.8%
% of FP17s Relating to Continuations	1	405	0.2%	1.1%	1.3%	1.1%
% of Patients satisfied with the dentistry they have received	0	0	N/A	91.0%	91.9%	91.7%
% of Patients satisfied with the time they had to wait for an appointment	0	0	N/A	87.5%	88.7%	88.0%

* This is based on patients treated on this contract for their most recent course of treatment. Figures in italics indicate the base number of FP17s or Patient Questionnaire responses are less than 100. N/A is shown where the base number of responses is less than 10 during the period. % is calculated as Quantity/Base number*100

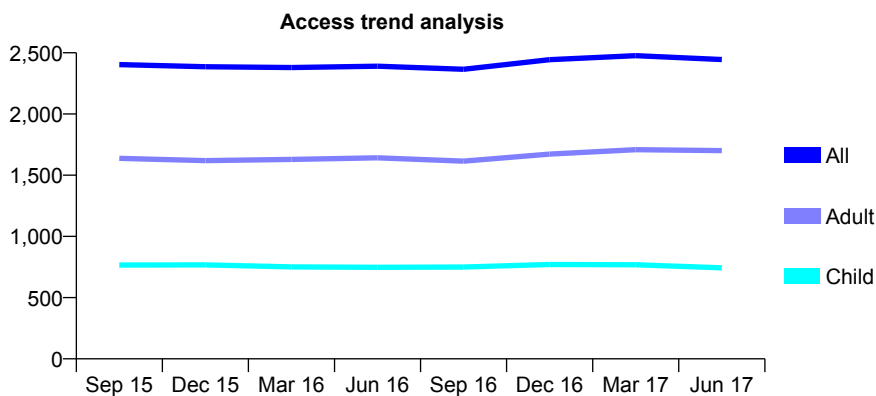
Q46 - Vital Signs At a Glance Contract Report for 639125/0001 - June 2017

Name or company name	MR ND SLATTERY
Contract type name	GDS Contract
Purpose of contract	General
Contract start date	01/04/2006
Contract end date	

17/18 Contracted general activity (UDA)	9,042
Carry forward general activity (UDA)	0
17/18 Contracted orthodontic activity (UOA)	0
Carry forward orthodontic activity (UOA)	0
Baseline contract value	£401,306.97

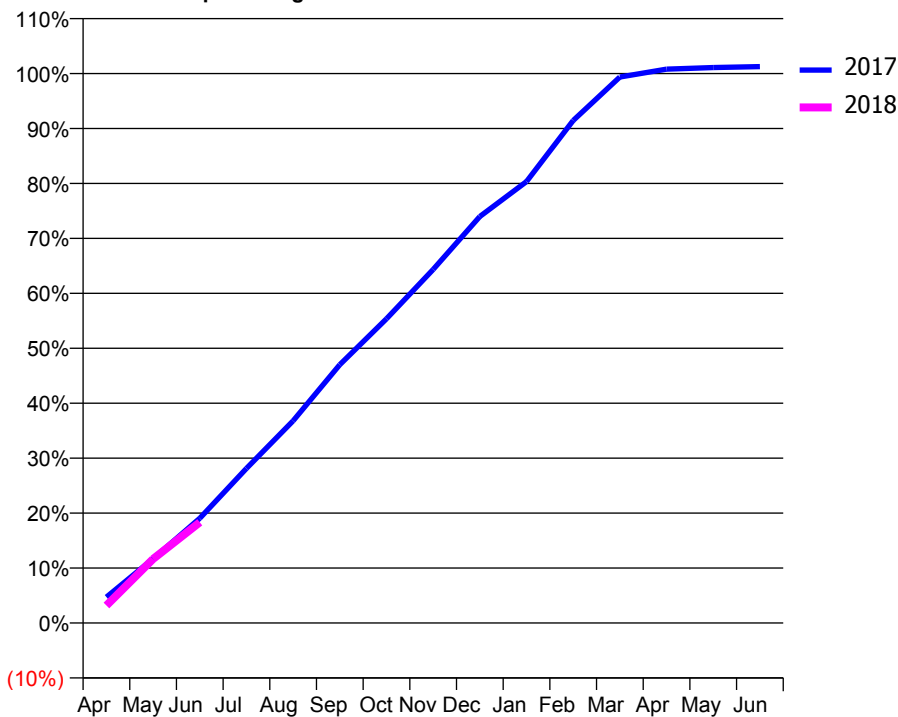
ACCESS*

Patients seen in 24 months	Total	Change since previous quarter
Quarter ending June 2016	2,390	
Quarter ending September 2016	2,365	↓
Quarter ending December 2016	2,444	↑
Quarter ending March 2017	2,477	→
Quarter ending June 2017	2,445	↓
Variance since June 2016	2.3%	↑



ACTIVITY

Cumulative percentage of contracted UDA delivered 2017 & 2018



Month	Adjusted Scheduled Activity (UDA)	
	2017	2018
April	427	288
May	1,059	1,054
June	1,724	1,658
July	2,544	
August	3,327	
September	4,252	
October	5,006	
November	5,818	
December	6,688	
January	7,265	
February	8,270	
March	8,985	
April	9,113	
May	9,140	
June	9,155	

QUALITY

	Quantity	Base Number	Contract	AT	Region	England
% of FP17s for the same patient ID Re-attending within 3 months - Children	29	303	9.6%	12.1%	13.0%	12.0%
% of FP17s for the same patient ID Re-attending within 3 months - Adults	65	548	11.9%	16.9%	16.6%	16.0%
% of FP17s for the same patient ID Re-attending between 3 & 9 months - Children	210	303	69.3%	57.7%	59.5%	58.0%
% of FP17s for the same patient ID Re-attending between 3 & 9 months - Adults	330	548	60.2%	51.0%	53.1%	50.9%
% of FP17s for Band 1 Urgent Courses	16	772	2.1%	10.6%	9.3%	9.1%
% of FP17s Relating to Free Repair or Replacements	5	772	0.6%	0.9%	1.0%	0.8%
% of FP17s Relating to Continuations	2	772	0.3%	1.1%	1.3%	1.1%
% of Patients satisfied with the dentistry they have received	1	1	N/A	91.0%	91.9%	91.7%
% of Patients satisfied with the time they had to wait for an appointment	1	1	N/A	87.5%	88.7%	88.0%

* This is based on patients treated on this contract for their most recent course of treatment. Figures in italics indicate the base number of FP17s or Patient Questionnaire responses are less than 100. N/A is shown where the base number of responses is less than 10 during the period. % is calculated as Quantity/Base number*100

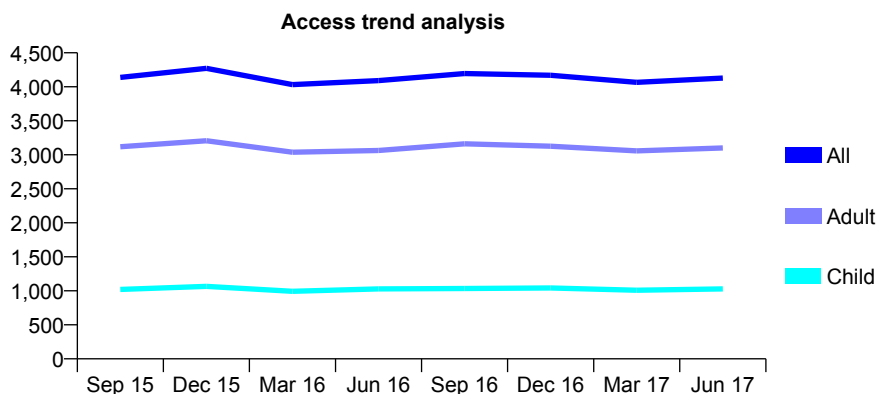
Q46 - Vital Signs At a Glance Contract Report for 643394/0001 - June 2017

Name or company name	MR M GREEN
Contract type name	GDS Contract
Purpose of contract	General
Contract start date	01/04/2006
Contract end date	

17/18 Contracted general activity (UDA)	11,651
Carry forward general activity (UDA)	0
17/18 Contracted orthodontic activity (UOA)	0
Carry forward orthodontic activity (UOA)	0
Baseline contract value	£330,766.49

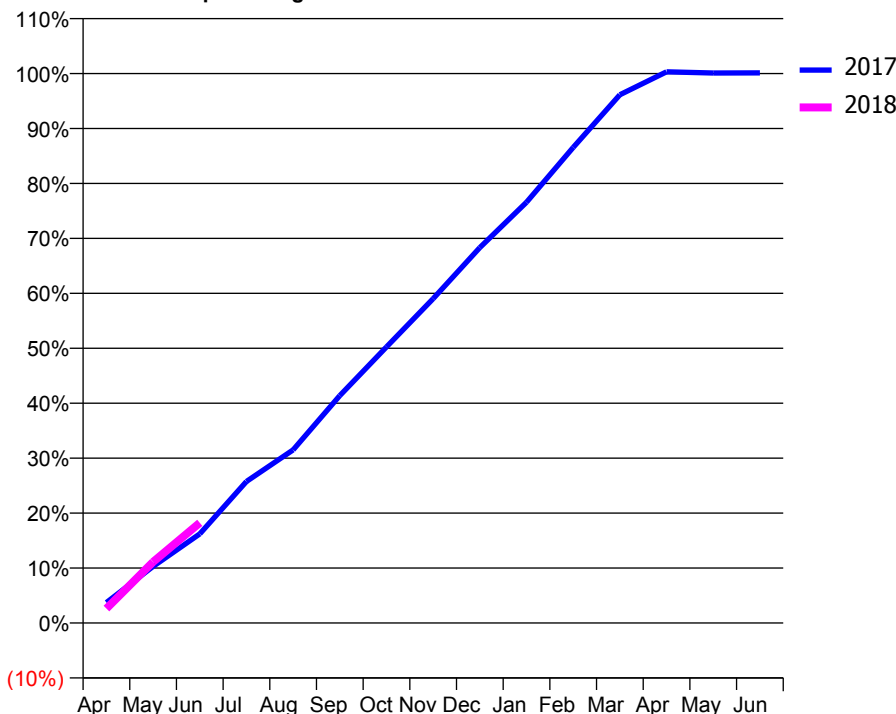
ACCESS*

Patients seen in 24 months	Total	Change since previous quarter
Quarter ending June 2016	4,092	
Quarter ending September 2016	4,196	↑
Quarter ending December 2016	4,170	→
Quarter ending March 2017	4,065	↓
Quarter ending June 2017	4,129	→
Variance since June 2016	0.9%	→



ACTIVITY

Cumulative percentage of contracted UDA delivered 2017 & 2018



Month	Adjusted Scheduled Activity (UDA)	
	2017	2018
April	435	307
May	1,201	1,298
June	1,891	2,124
July	3,001	
August	3,670	
September	4,823	
October	5,854	
November	6,879	
December	7,960	
January	8,921	
February	10,084	
March	11,202	
April	11,686	
May	11,662	
June	11,665	

QUALITY

	Quantity	Base Number	Contract	AT	Region	England
% of FP17s for the same patient ID Re-attending within 3 months - Children	43	468	9.2%	12.1%	13.0%	12.0%
% of FP17s for the same patient ID Re-attending within 3 months - Adults	161	1,007	16.0%	16.9%	16.6%	16.0%
% of FP17s for the same patient ID Re-attending between 3 & 9 months - Children	272	468	58.1%	57.7%	59.5%	58.0%
% of FP17s for the same patient ID Re-attending between 3 & 9 months - Adults	391	1,007	38.8%	51.0%	53.1%	50.9%
% of FP17s for Band 1 Urgent Courses	177	1,231	14.4%	10.6%	9.3%	9.1%
% of FP17s Relating to Free Repair or Replacements	10	1,231	0.8%	0.9%	1.0%	0.8%
% of FP17s Relating to Continuations	15	1,231	1.2%	1.1%	1.3%	1.1%
% of Patients satisfied with the dentistry they have received	4	4	N/A	91.0%	91.9%	91.7%
% of Patients satisfied with the time they had to wait for an appointment	4	4	N/A	87.5%	88.7%	88.0%

* This is based on patients treated on this contract for their most recent course of treatment. Figures in italics indicate the base number of FP17s or Patient Questionnaire responses are less than 100. N/A is shown where the base number of responses is less than 10 during the period. % is calculated as Quantity/Base number*100

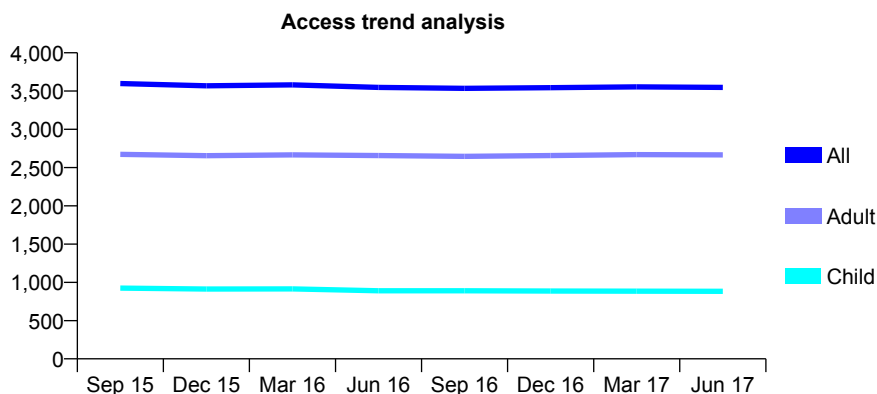
Q46 - Vital Signs At a Glance Contract Report for 643408/0001 - June 2017

Name or company name	MR DP LUSTMAN
Contract type name	GDS Contract
Purpose of contract	General
Contract start date	01/04/2006
Contract end date	

17/18 Contracted general activity (UDA)	11,485
Carry forward general activity (UDA)	0
17/18 Contracted orthodontic activity (UOA)	0
Carry forward orthodontic activity (UOA)	0
Baseline contract value	£283,932.45

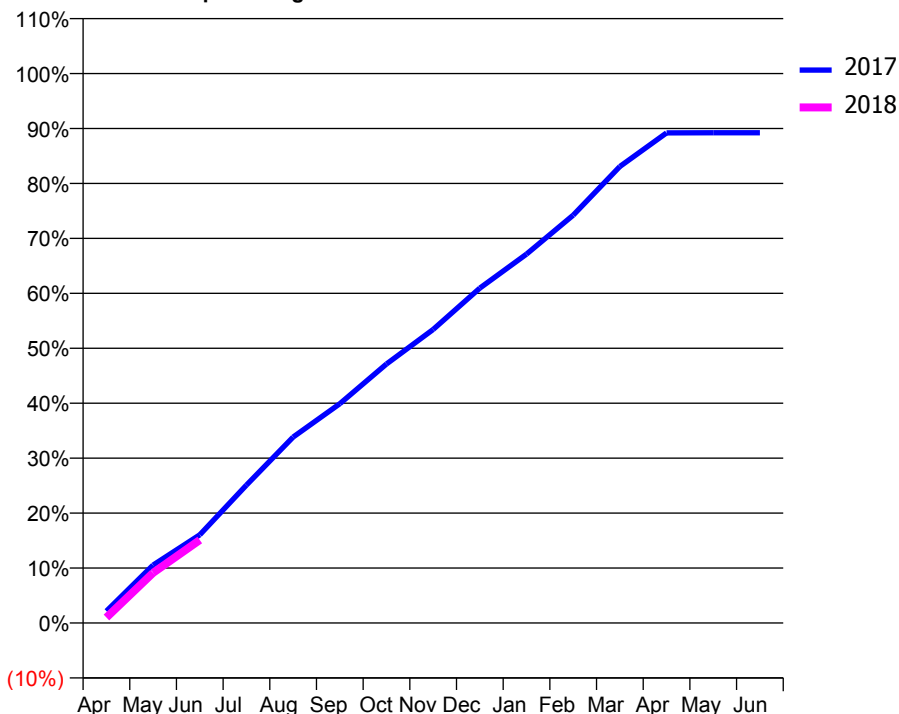
ACCESS*

Patients seen in 24 months	Total	Change since previous quarter
Quarter ending June 2016	3,547	
Quarter ending September 2016	3,535	→
Quarter ending December 2016	3,544	→
Quarter ending March 2017	3,554	→
Quarter ending June 2017	3,548	→
Variance since June 2016	0.0%	→



ACTIVITY

Cumulative percentage of contracted UDA delivered 2017 & 2018



Month	Adjusted Scheduled Activity (UDA)	
	2017	2018
April	249	116
May	1,211	1,050
June	1,844	1,736
July	2,883	
August	3,887	
September	4,584	
October	5,414	
November	6,137	
December	6,999	
January	7,710	
February	8,524	
March	9,543	
April	10,245	
May	10,246	
June	10,246	

QUALITY

	Quantity	Base Number	Contract	AT	Region	England
% of FP17s for the same patient ID Re-attending within 3 months - Children	38	308	12.3%	12.1%	13.0%	12.0%
% of FP17s for the same patient ID Re-attending within 3 months - Adults	158	916	17.2%	16.9%	16.6%	16.0%
% of FP17s for the same patient ID Re-attending between 3 & 9 months - Children	170	308	55.2%	57.7%	59.5%	58.0%
% of FP17s for the same patient ID Re-attending between 3 & 9 months - Adults	546	916	59.6%	51.0%	53.1%	50.9%
% of FP17s for Band 1 Urgent Courses	69	912	7.6%	10.6%	9.3%	9.1%
% of FP17s Relating to Free Repair or Replacements	6	912	0.7%	0.9%	1.0%	0.8%
% of FP17s Relating to Continuations	23	912	2.5%	1.1%	1.3%	1.1%
% of Patients satisfied with the dentistry they have received	6	6	N/A	91.0%	91.9%	91.7%
% of Patients satisfied with the time they had to wait for an appointment	6	6	N/A	87.5%	88.7%	88.0%

* This is based on patients treated on this contract for their most recent course of treatment. Figures in italics indicate the base number of FP17s or Patient Questionnaire responses are less than 100. N/A is shown where the base number of responses is less than 10 during the period. % is calculated as Quantity/Base number*100

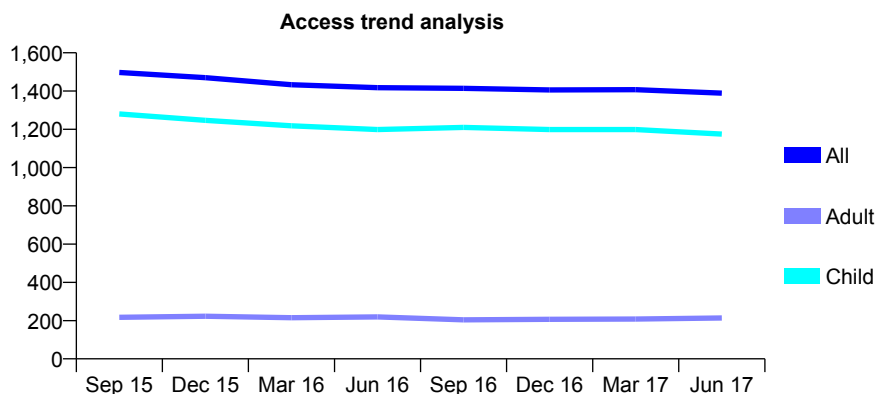
Q46 - Vital Signs At a Glance Contract Report for 643548/0001 - June 2017

Name or company name	MR RW SIMKINS
Contract type name	GDS Contract
Purpose of contract	General
Contract start date	01/04/2006
Contract end date	

17/18 Contracted general activity (UDA)	5,300
Carry forward general activity (UDA)	0
17/18 Contracted orthodontic activity (UOA)	0
Carry forward orthodontic activity (UOA)	0
Baseline contract value	£131,156.80

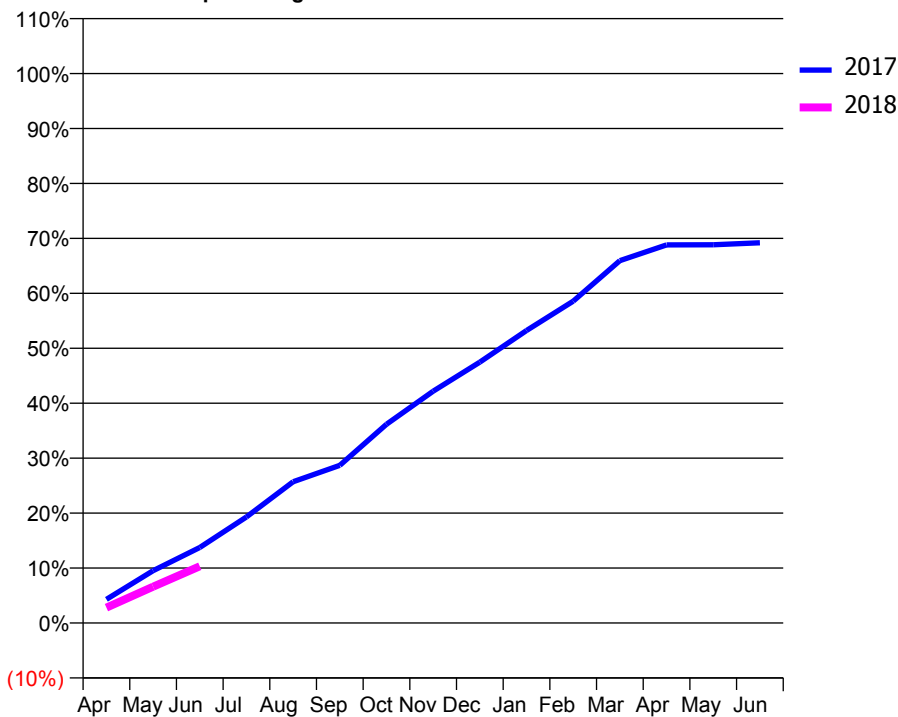
ACCESS*

Patients seen in 24 months	Total	Change since previous quarter
Quarter ending June 2016	1,418	
Quarter ending September 2016	1,414	→
Quarter ending December 2016	1,406	→
Quarter ending March 2017	1,407	→
Quarter ending June 2017	1,389	↓
Variance since June 2016	(2.0%)	↓



ACTIVITY

Cumulative percentage of contracted UDA delivered 2017 & 2018



Adjusted Scheduled Activity (UDA)

Month	2017	2018
April	229	149
May	505	350
June	729	548
July	1,023	
August	1,362	
September	1,521	
October	1,916	
November	2,237	
December	2,516	
January	2,822	
February	3,104	
March	3,495	
April	3,647	
May	3,649	
June	3,668	

QUALITY

	Quantity	Base Number	Contract	AT	Region	England
% of FP17s for the same patient ID Re-attending within 3 months - Children	70	467	15.0%	12.1%	13.0%	12.0%
% of FP17s for the same patient ID Re-attending within 3 months - Adults	4	26	15.4%	16.9%	16.6%	16.0%
% of FP17s for the same patient ID Re-attending between 3 & 9 months - Children	298	467	63.8%	57.7%	59.5%	58.0%
% of FP17s for the same patient ID Re-attending between 3 & 9 months - Adults	16	26	61.5%	51.0%	53.1%	50.9%
% of FP17s for Band 1 Urgent Courses	24	384	6.3%	10.6%	9.3%	9.1%
% of FP17s Relating to Free Repair or Replacements	0	384	0.0%	0.9%	1.0%	0.8%
% of FP17s Relating to Continuations	0	384	0.0%	1.1%	1.3%	1.1%
% of Patients satisfied with the dentistry they have received	8	8	N/A	91.0%	91.9%	91.7%
% of Patients satisfied with the time they had to wait for an appointment	8	8	N/A	87.5%	88.7%	88.0%

* This is based on patients treated on this contract for their most recent course of treatment. Figures in italics indicate the base number of FP17s or Patient Questionnaire responses are less than 100. N/A is shown where the base number of responses is less than 10 during the period. % is calculated as Quantity/Base number*100

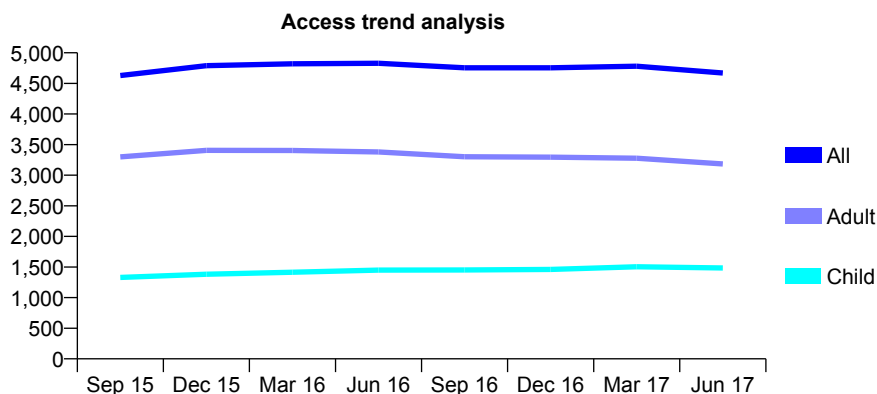
Q46 - Vital Signs At a Glance Contract Report for 643602/0001 - June 2017

Name or company name	MR EF FISHER
Contract type name	GDS Contract
Purpose of contract	General
Contract start date	30/10/2006
Contract end date	

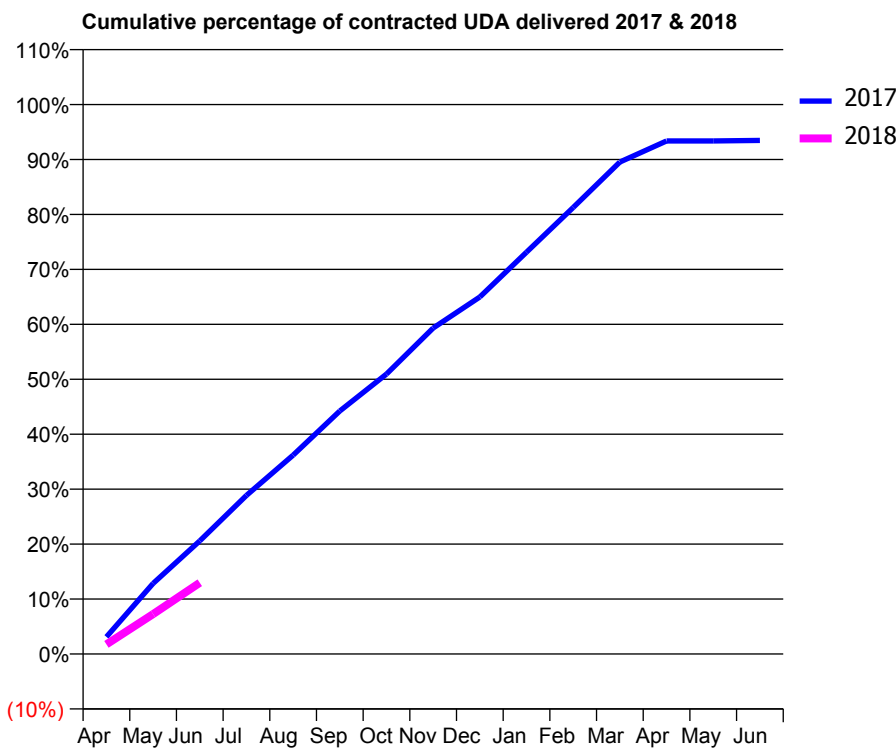
17/18 Contracted general activity (UDA)	15,273
Carry forward general activity (UDA)	0
17/18 Contracted orthodontic activity (UOA)	0
Carry forward orthodontic activity (UOA)	0
Baseline contract value	£390,471.21

ACCESS*

Patients seen in 24 months	Total	Change since previous quarter
Quarter ending June 2016	4,829	
Quarter ending September 2016	4,755	↓
Quarter ending December 2016	4,755	→
Quarter ending March 2017	4,782	→
Quarter ending June 2017	4,670	↓
Variance since June 2016	(3.3%)	↓



ACTIVITY



Month	Adjusted Scheduled Activity (UDA)	
	2017	2018
April	475	267
May	1,962	1,108
June	3,146	1,983
July	4,407	
August	5,529	
September	6,755	
October	7,781	
November	9,062	
December	9,922	
January	11,170	
February	12,410	
March	13,675	
April	14,261	
May	14,261	
June	14,277	

QUALITY

	Quantity	Base Number	Contract	AT	Region	England
% of FP17s for the same patient ID Re-attending within 3 months - Children	45	391	11.5%	12.1%	13.0%	12.0%
% of FP17s for the same patient ID Re-attending within 3 months - Adults	186	808	23.0%	16.9%	16.6%	16.0%
% of FP17s for the same patient ID Re-attending between 3 & 9 months - Children	206	391	52.7%	57.7%	59.5%	58.0%
% of FP17s for the same patient ID Re-attending between 3 & 9 months - Adults	353	808	43.7%	51.0%	53.1%	50.9%
% of FP17s for Band 1 Urgent Courses	149	972	15.3%	10.6%	9.3%	9.1%
% of FP17s Relating to Free Repair or Replacements	14	972	1.4%	0.9%	1.0%	0.8%
% of FP17s Relating to Continuations	33	972	3.4%	1.1%	1.3%	1.1%
% of Patients satisfied with the dentistry they have received	2	3	N/A	91.0%	91.9%	91.7%
% of Patients satisfied with the time they had to wait for an appointment	2	3	N/A	87.5%	88.7%	88.0%

* This is based on patients treated on this contract for their most recent course of treatment. Figures in italics indicate the base number of FP17s or Patient Questionnaire responses are less than 100. N/A is shown where the base number of responses is less than 10 during the period. % is calculated as Quantity/Base number*100

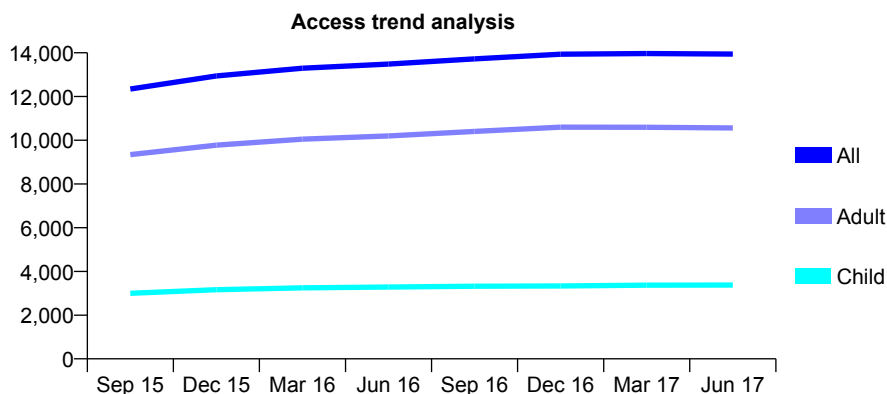
Q46 - Vital Signs At a Glance Contract Report for 649864/0001 - June 2017

Name or company name	MR AH BELL
Contract type name	GDS Contract
Purpose of contract	General
Contract start date	01/04/2006
Contract end date	

17/18 Contracted general activity (UDA)	36,956
Carry forward general activity (UDA)	0
17/18 Contracted orthodontic activity (UOA)	0
Carry forward orthodontic activity (UOA)	0
Baseline contract value	£1,107,584.66

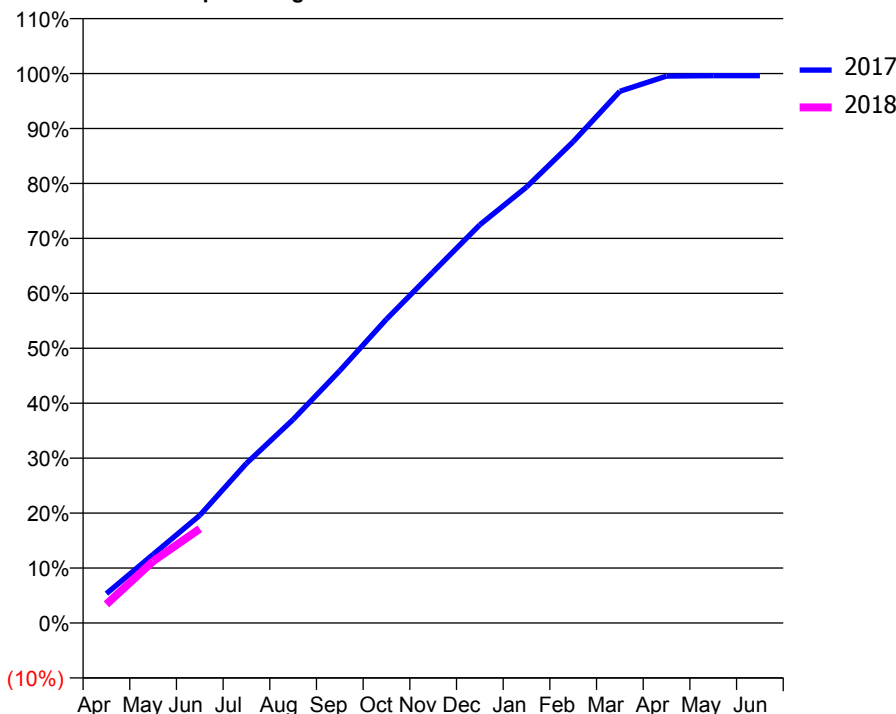
ACCESS*

Patients seen in 24 months	Total	Change since previous quarter
Quarter ending June 2016	13,486	
Quarter ending September 2016	13,725	→
Quarter ending December 2016	13,933	→
Quarter ending March 2017	13,968	→
Quarter ending June 2017	13,939	→
Variance since June 2016	3.4%	↑



ACTIVITY

Cumulative percentage of contracted UDA delivered 2017 & 2018



Adjusted Scheduled Activity (UDA)

Month	2017	2018
April	1,979	1,262
May	4,615	4,161
June	7,240	6,337
July	10,736	
August	13,688	
September	16,976	
October	20,431	
November	23,619	
December	26,786	
January	29,324	
February	32,370	
March	35,756	
April	36,781	
May	36,810	
June	36,810	

QUALITY

	Quantity	Base Number	Contract	AT	Region	England
% of FP17s for the same patient ID Re-attending within 3 months - Children	129	1,048	12.3%	12.1%	13.0%	12.0%
% of FP17s for the same patient ID Re-attending within 3 months - Adults	369	2,799	13.2%	16.9%	16.6%	16.0%
% of FP17s for the same patient ID Re-attending between 3 & 9 months - Children	572	1,048	54.6%	57.7%	59.5%	58.0%
% of FP17s for the same patient ID Re-attending between 3 & 9 months - Adults	1,446	2,799	51.7%	51.0%	53.1%	50.9%
% of FP17s for Band 1 Urgent Courses	414	3,351	12.4%	10.6%	9.3%	9.1%
% of FP17s Relating to Free Repair or Replacements	45	3,351	1.3%	0.9%	1.0%	0.8%
% of FP17s Relating to Continuations	52	3,351	1.6%	1.1%	1.3%	1.1%
% of Patients satisfied with the dentistry they have received	10	12	83.3%	91.0%	91.9%	91.7%
% of Patients satisfied with the time they had to wait for an appointment	12	12	100.0%	87.5%	88.7%	88.0%

* This is based on patients treated on this contract for their most recent course of treatment. Figures in italics indicate the base number of FP17s or Patient Questionnaire responses are less than 100. N/A is shown where the base number of responses is less than 10 during the period. % is calculated as Quantity/Base number*100

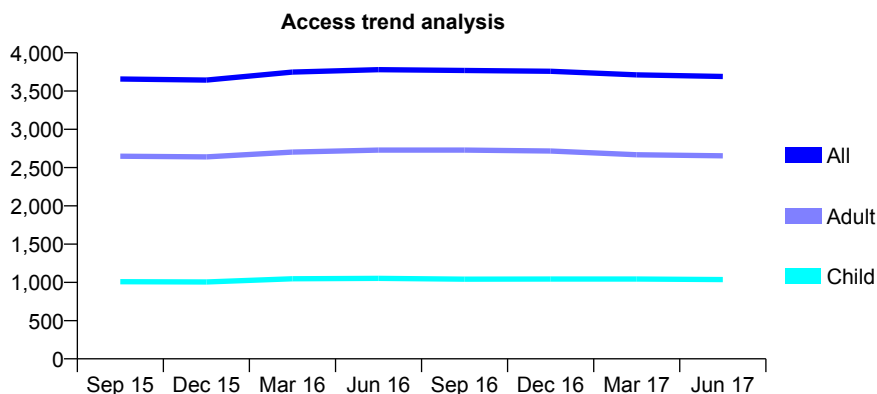
Q46 - Vital Signs At a Glance Contract Report for 653675/0001 - June 2017

Name or company name	MR WA JACK
Contract type name	GDS Contract
Purpose of contract	General
Contract start date	01/04/2006
Contract end date	

17/18 Contracted general activity (UDA)	9,559
Carry forward general activity (UDA)	0
17/18 Contracted orthodontic activity (UOA)	0
Carry forward orthodontic activity (UOA)	0
Baseline contract value	£304,728.25

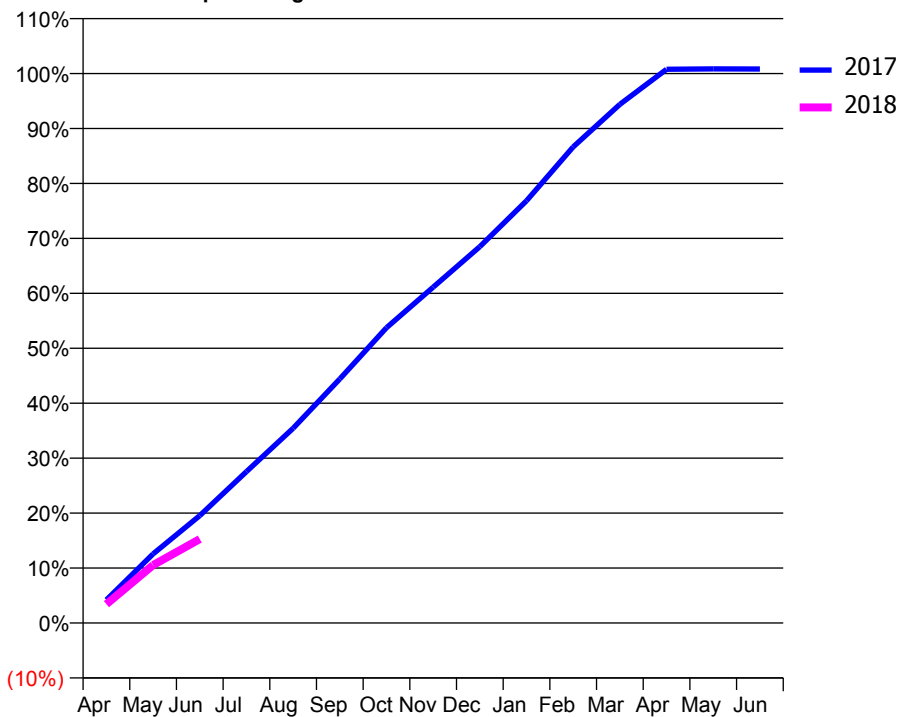
ACCESS*

Patients seen in 24 months	Total	Change since previous quarter
Quarter ending June 2016	3,779	
Quarter ending September 2016	3,769	→
Quarter ending December 2016	3,759	→
Quarter ending March 2017	3,712	↓
Quarter ending June 2017	3,691	→
Variance since June 2016	(2.3%)	↓



ACTIVITY

Cumulative percentage of contracted UDA delivered 2017 & 2018



Month	Adjusted Scheduled Activity (UDA)	
	2017	2018
April	402	327
May	1,203	1,008
June	1,869	1,460
July	2,635	
August	3,389	
September	4,246	
October	5,137	
November	5,841	
December	6,546	
January	7,346	
February	8,282	
March	9,023	
April	9,634	
May	9,639	
June	9,637	

QUALITY

	Quantity	Base Number	Contract	AT	Region	England
% of FP17s for the same patient ID Re-attending within 3 months - Children	34	284	12.0%	12.1%	13.0%	12.0%
% of FP17s for the same patient ID Re-attending within 3 months - Adults	160	674	23.7%	16.9%	16.6%	16.0%
% of FP17s for the same patient ID Re-attending between 3 & 9 months - Children	113	284	39.8%	57.7%	59.5%	58.0%
% of FP17s for the same patient ID Re-attending between 3 & 9 months - Adults	205	674	30.4%	51.0%	53.1%	50.9%
% of FP17s for Band 1 Urgent Courses	166	713	23.3%	10.6%	9.3%	9.1%
% of FP17s Relating to Free Repair or Replacements	15	713	2.1%	0.9%	1.0%	0.8%
% of FP17s Relating to Continuations	5	713	0.7%	1.1%	1.3%	1.1%
% of Patients satisfied with the dentistry they have received	7	7	N/A	91.0%	91.9%	91.7%
% of Patients satisfied with the time they had to wait for an appointment	7	7	N/A	87.5%	88.7%	88.0%

* This is based on patients treated on this contract for their most recent course of treatment. Figures in italics indicate the base number of FP17s or Patient Questionnaire responses are less than 100. N/A is shown where the base number of responses is less than 10 during the period. % is calculated as Quantity/Base number*100

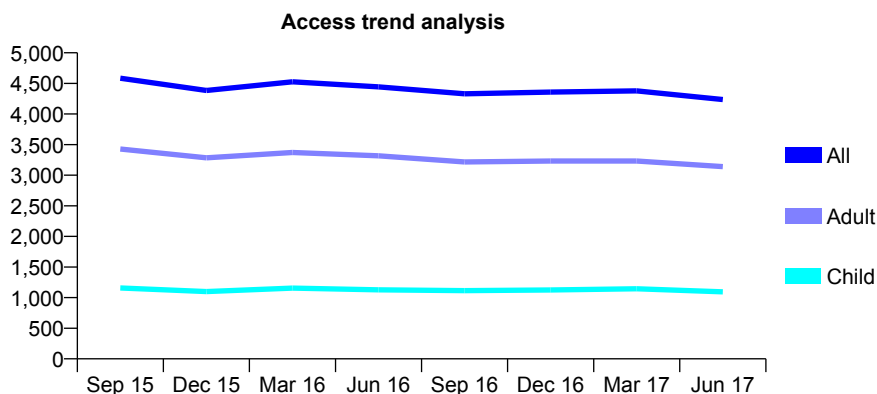
Q46 - Vital Signs At a Glance Contract Report for 654159/0001 - June 2017

Name or company name	MISS SA GREEN
Contract type name	GDS Contract
Purpose of contract	General
Contract start date	01/04/2006
Contract end date	

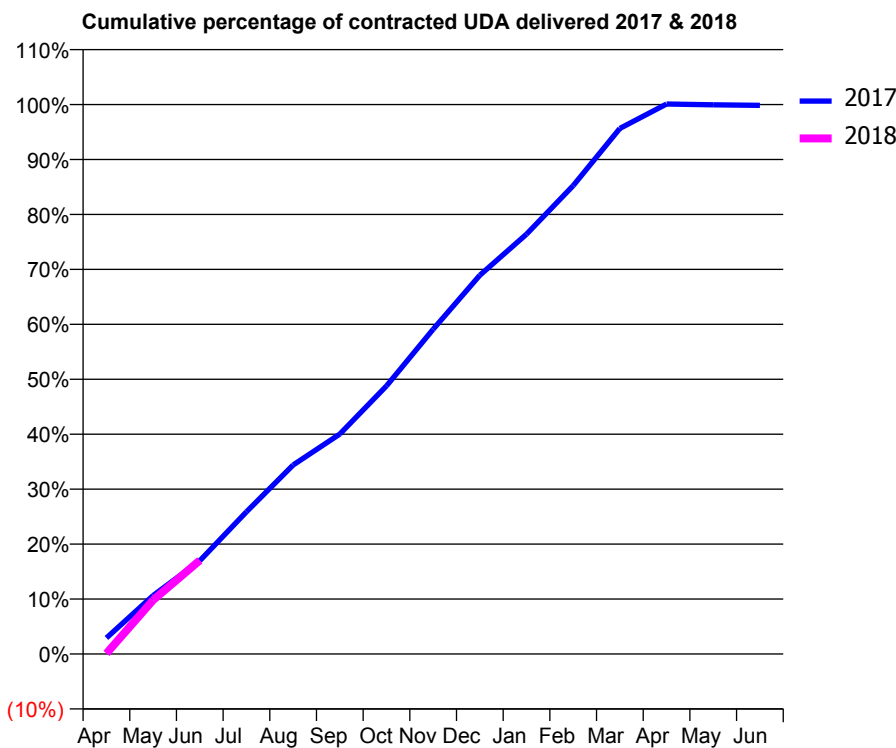
17/18 Contracted general activity (UDA)	11,993
Carry forward general activity (UDA)	0
17/18 Contracted orthodontic activity (UOA)	0
Carry forward orthodontic activity (UOA)	0
Baseline contract value	£327,787.04

ACCESS*

Patients seen in 24 months	Total	Change since previous quarter
Quarter ending June 2016	4,443	
Quarter ending September 2016	4,331	↓
Quarter ending December 2016	4,358	→
Quarter ending March 2017	4,377	→
Quarter ending June 2017	4,236	↓
Variance since June 2016	(4.7%)	↓



ACTIVITY



Month	Adjusted Scheduled Activity (UDA)	
	2017	2018
April	352	13
May	1,276	1,177
June	2,037	2,043
July	3,105	
August	4,125	
September	4,802	
October	5,851	
November	7,089	
December	8,267	
January	9,162	
February	10,224	
March	11,471	
April	12,005	
May	11,985	
June	11,976	

QUALITY

	Quantity	Base Number	Contract	AT	Region	England
% of FP17s for the same patient ID Re-attending within 3 months - Children	38	360	10.6%	12.1%	13.0%	12.0%
% of FP17s for the same patient ID Re-attending within 3 months - Adults	126	851	14.8%	16.9%	16.6%	16.0%
% of FP17s for the same patient ID Re-attending between 3 & 9 months - Children	190	360	52.8%	57.7%	59.5%	58.0%
% of FP17s for the same patient ID Re-attending between 3 & 9 months - Adults	355	851	41.7%	51.0%	53.1%	50.9%
% of FP17s for Band 1 Urgent Courses	101	996	10.1%	10.6%	9.3%	9.1%
% of FP17s Relating to Free Repair or Replacements	7	996	0.7%	0.9%	1.0%	0.8%
% of FP17s Relating to Continuations	26	996	2.6%	1.1%	1.3%	1.1%
% of Patients satisfied with the dentistry they have received	6	6	N/A	91.0%	91.9%	91.7%
% of Patients satisfied with the time they had to wait for an appointment	6	6	N/A	87.5%	88.7%	88.0%

* This is based on patients treated on this contract for their most recent course of treatment. Figures in italics indicate the base number of FP17s or Patient Questionnaire responses are less than 100. N/A is shown where the base number of responses is less than 10 during the period. % is calculated as Quantity/Base number*100

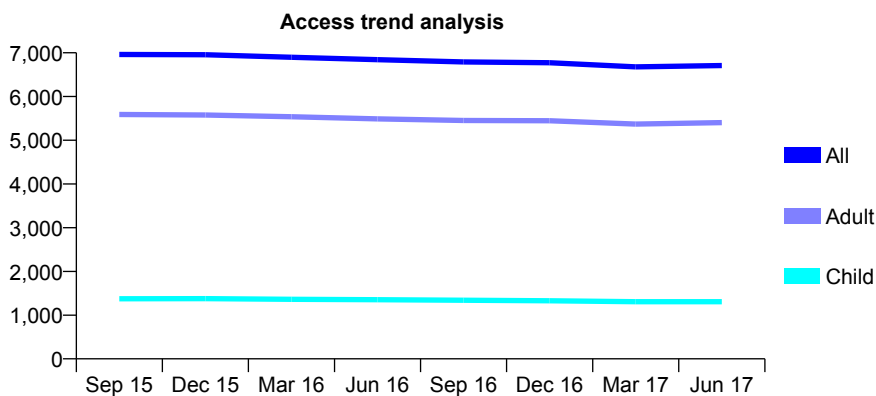
Q46 - Vital Signs At a Glance Contract Report for 654388/0001 - June 2017

Name or company name	MR RJ DUNCALF
Contract type name	GDS Contract
Purpose of contract	General
Contract start date	01/04/2006
Contract end date	

17/18 Contracted general activity (UDA)	18,070
Carry forward general activity (UDA)	0
17/18 Contracted orthodontic activity (UOA)	0
Carry forward orthodontic activity (UOA)	0
Baseline contract value	£447,947.08

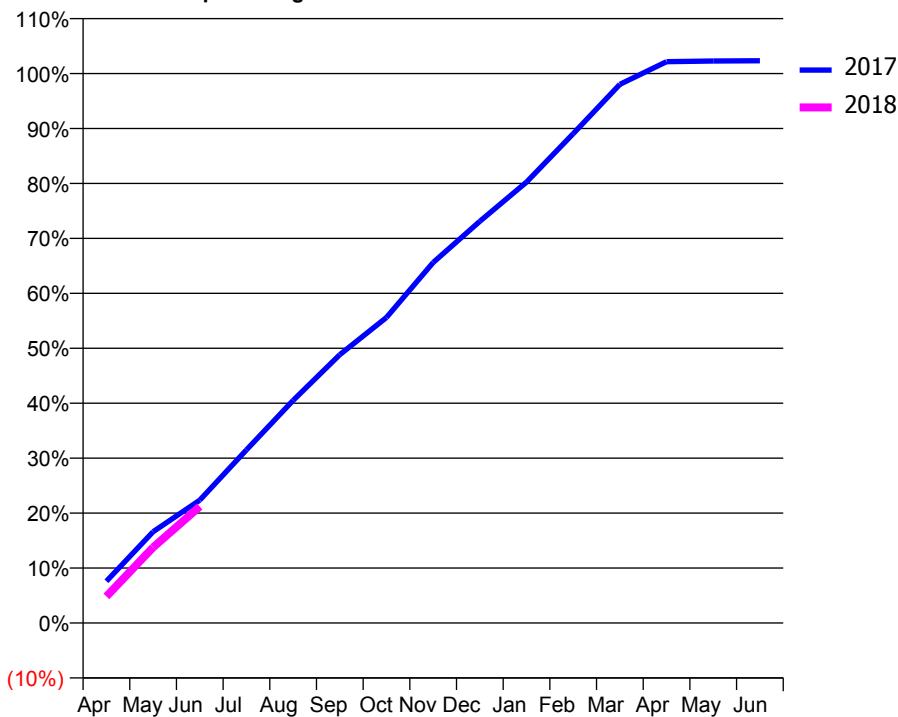
ACCESS*

Patients seen in 24 months	Total	Change since previous quarter
Quarter ending June 2016	6,844	
Quarter ending September 2016	6,791	→
Quarter ending December 2016	6,772	→
Quarter ending March 2017	6,679	↓
Quarter ending June 2017	6,709	→
Variance since June 2016	(2.0%)	↓



ACTIVITY

Cumulative percentage of contracted UDA delivered 2017 & 2018



Adjusted Scheduled Activity (UDA)		
Month	2017	2018
April	1,376	877
May	3,002	2,487
June	4,040	3,829
July	5,695	
August	7,320	
September	8,825	
October	10,049	
November	11,854	
December	13,210	
January	14,501	
February	16,092	
March	17,711	
April	18,461	
May	18,479	
June	18,491	

QUALITY

	Quantity	Base Number	Contract	AT	Region	England
% of FP17s for the same patient ID Re-attending within 3 months - Children	45	496	9.1%	12.1%	13.0%	12.0%
% of FP17s for the same patient ID Re-attending within 3 months - Adults	357	2,040	17.5%	16.9%	16.6%	16.0%
% of FP17s for the same patient ID Re-attending between 3 & 9 months - Children	255	496	51.4%	57.7%	59.5%	58.0%
% of FP17s for the same patient ID Re-attending between 3 & 9 months - Adults	1,065	2,040	52.2%	51.0%	53.1%	50.9%
% of FP17s for Band 1 Urgent Courses	287	2,184	13.1%	10.6%	9.3%	9.1%
% of FP17s Relating to Free Repair or Replacements	26	2,184	1.2%	0.9%	1.0%	0.8%
% of FP17s Relating to Continuations	61	2,184	2.8%	1.1%	1.3%	1.1%
% of Patients satisfied with the dentistry they have received	10	10	100.0%	91.0%	91.9%	91.7%
% of Patients satisfied with the time they had to wait for an appointment	9	10	90.0%	87.5%	88.7%	88.0%

* This is based on patients treated on this contract for their most recent course of treatment. Figures in italics indicate the base number of FP17s or Patient Questionnaire responses are less than 100. N/A is shown where the base number of responses is less than 10 during the period. % is calculated as Quantity/Base number*100

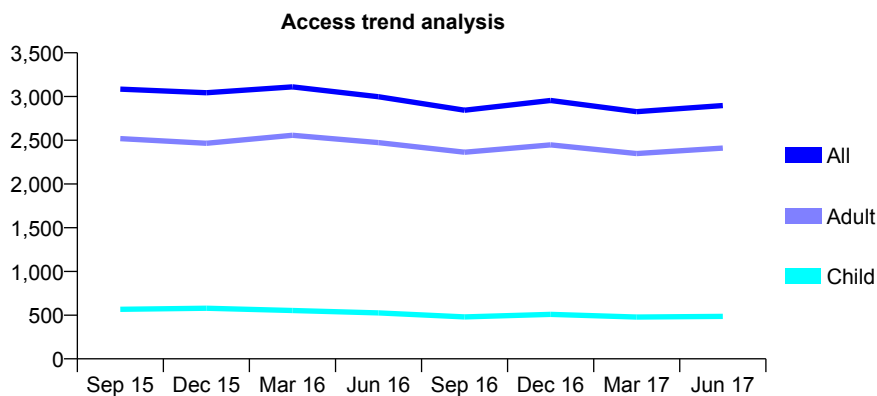
Q46 - Vital Signs At a Glance Contract Report for 656577/0001 - June 2017

Name or company name	MR C CARRE
Contract type name	GDS Contract
Purpose of contract	General
Contract start date	01/04/2006
Contract end date	

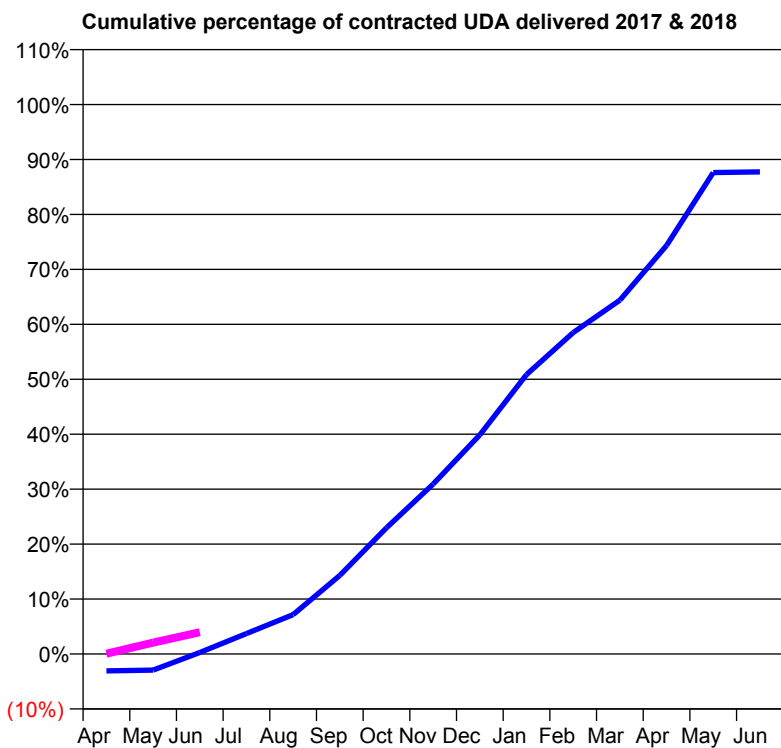
17/18 Contracted general activity (UDA)	9,963
Carry forward general activity (UDA)	0
17/18 Contracted orthodontic activity (UOA)	0
Carry forward orthodontic activity (UOA)	0
Baseline contract value	£243,567.99

ACCESS*

Patients seen in 24 months	Total	Change since previous quarter
Quarter ending June 2016	2,998	
Quarter ending September 2016	2,843	↓
Quarter ending December 2016	2,955	↑
Quarter ending March 2017	2,826	↓
Quarter ending June 2017	2,897	↑
Variance since June 2016	(3.4%)	↓



ACTIVITY



Month	Adjusted Scheduled Activity (UDA)	
	2017	2018
April	-309	5
May	-293	208
June	28	395
July	370	
August	716	
September	1,425	
October	2,288	
November	3,081	
December	3,973	
January	5,067	
February	5,827	
March	6,415	
April	7,407	
May	8,729	
June	8,741	

QUALITY

	Quantity	Base Number	Contract	AT	Region	England
% of FP17s for the same patient ID Re-attending within 3 months - Children	1	121	0.8%	12.1%	13.0%	12.0%
% of FP17s for the same patient ID Re-attending within 3 months - Adults	125	759	16.5%	16.9%	16.6%	16.0%
% of FP17s for the same patient ID Re-attending between 3 & 9 months - Children	42	121	34.7%	57.7%	59.5%	58.0%
% of FP17s for the same patient ID Re-attending between 3 & 9 months - Adults	245	759	32.3%	51.0%	53.1%	50.9%
% of FP17s for Band 1 Urgent Courses	4	185	2.2%	10.6%	9.3%	9.1%
% of FP17s Relating to Free Repair or Replacements	6	185	3.2%	0.9%	1.0%	0.8%
% of FP17s Relating to Continuations	4	185	2.2%	1.1%	1.3%	1.1%
% of Patients satisfied with the dentistry they have received	4	4	N/A	91.0%	91.9%	91.7%
% of Patients satisfied with the time they had to wait for an appointment	3	4	N/A	87.5%	88.7%	88.0%

* This is based on patients treated on this contract for their most recent course of treatment. Figures in italics indicate the base number of FP17s or Patient Questionnaire responses are less than 100. N/A is shown where the base number of responses is less than 10 during the period. % is calculated as Quantity/Base number*100

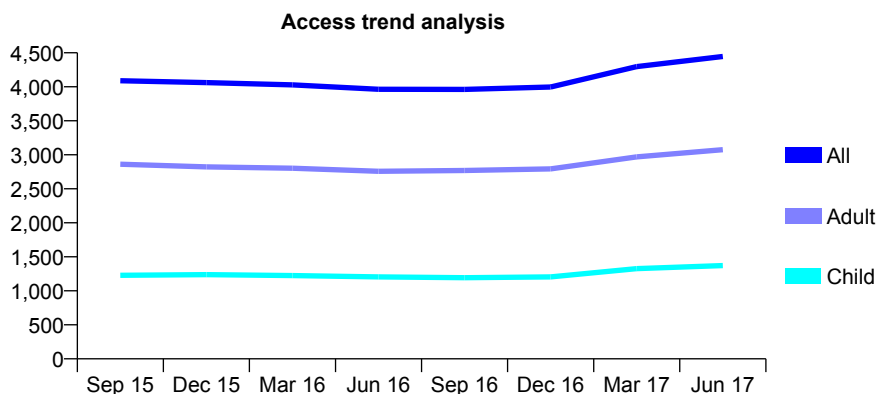
Q46 - Vital Signs At a Glance Contract Report for 676616/0001 - June 2017

Name or company name	MR RJ DORRINGTON
Contract type name	Pilot Contract
Purpose of contract	General and Orthodontic
Contract start date	01/04/2006
Contract end date	

17/18 Contracted general activity (UDA)	13,620
Carry forward general activity (UDA)	0
17/18 Contracted orthodontic activity (UOA)	1,482
Carry forward orthodontic activity (UOA)	0
Baseline contract value	£400,696.34

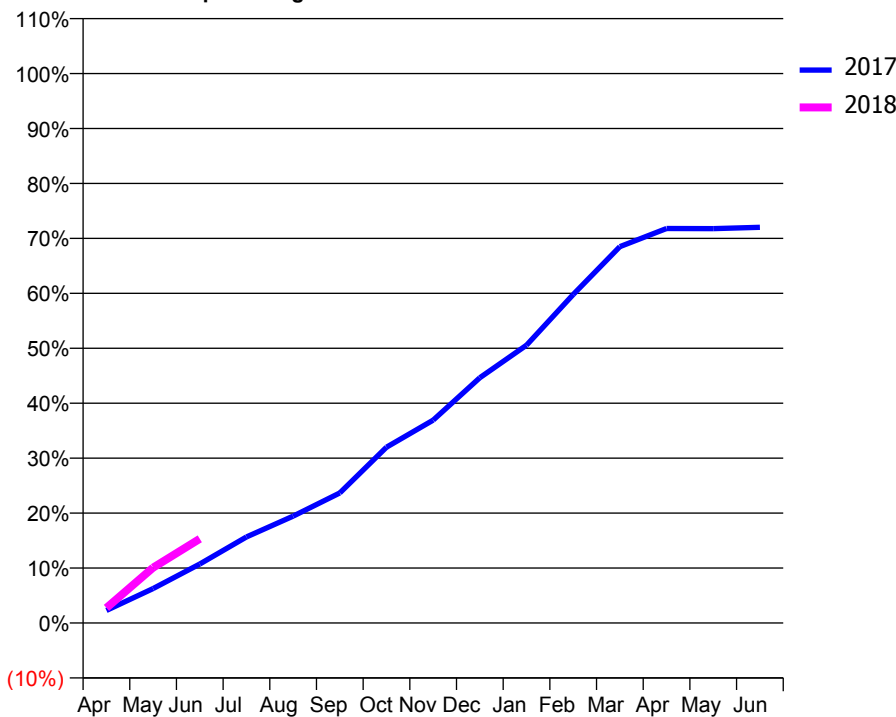
ACCESS*

Patients seen in 24 months	Total	Change since previous quarter
Quarter ending June 2016	3,963	
Quarter ending September 2016	3,962	→
Quarter ending December 2016	3,997	→
Quarter ending March 2017	4,297	↑
Quarter ending June 2017	4,446	↑
Variance since June 2016	12.2%	↑



ACTIVITY

Cumulative percentage of contracted UDA delivered 2017 & 2018



Month	Adjusted Scheduled Activity (UDA)	
	2017	2018
April	311	376
May	854	1,375
June	1,462	2,086
July	2,134	
August	2,649	
September	3,223	
October	4,357	
November	5,030	
December	6,081	
January	6,887	
February	8,142	
March	9,329	
April	9,778	
May	9,776	
June	9,809	

QUALITY

	Quantity	Base Number	Contract	AT	Region	England
% of FP17s for the same patient ID Re-attending within 3 months - Children	60	515	11.7%	12.1%	13.0%	12.0%
% of FP17s for the same patient ID Re-attending within 3 months - Adults	131	872	15.0%	16.9%	16.6%	16.0%
% of FP17s for the same patient ID Re-attending between 3 & 9 months - Children	166	515	32.2%	57.7%	59.5%	58.0%
% of FP17s for the same patient ID Re-attending between 3 & 9 months - Adults	249	872	28.6%	51.0%	53.1%	50.9%
% of FP17s for Band 1 Urgent Courses	41	1,012	4.1%	10.6%	9.3%	9.1%
% of FP17s Relating to Free Repair or Replacements	17	1,012	1.7%	0.9%	1.0%	0.8%
% of FP17s Relating to Continuations	2	1,012	0.2%	1.1%	1.3%	1.1%
% of Patients satisfied with the dentistry they have received	14	14	100.0%	91.0%	91.9%	91.7%
% of Patients satisfied with the time they had to wait for an appointment	11	14	78.6%	87.5%	88.7%	88.0%

* This is based on patients treated on this contract for their most recent course of treatment. Figures in italics indicate the base number of FP17s or Patient Questionnaire responses are less than 100. N/A is shown where the base number of responses is less than 10 during the period. % is calculated as Quantity/Base number*100

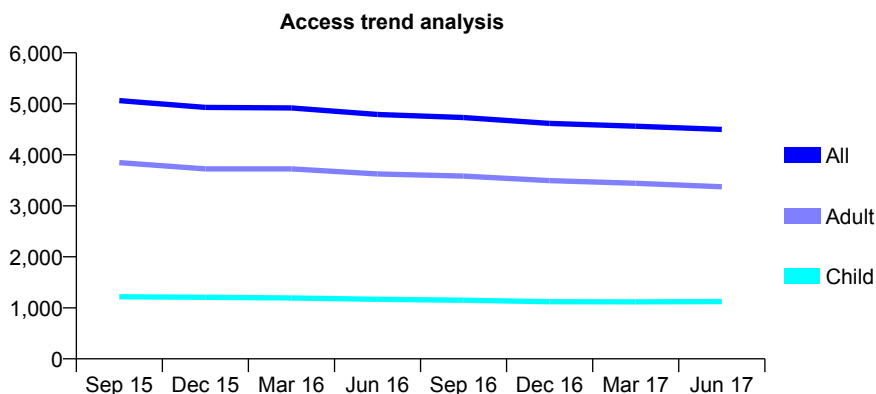
Q46 - Vital Signs At a Glance Contract Report for 678821/0001 - June 2017

Name or company name	MR DB SINGH
Contract type name	GDS Contract
Purpose of contract	General
Contract start date	01/04/2006
Contract end date	

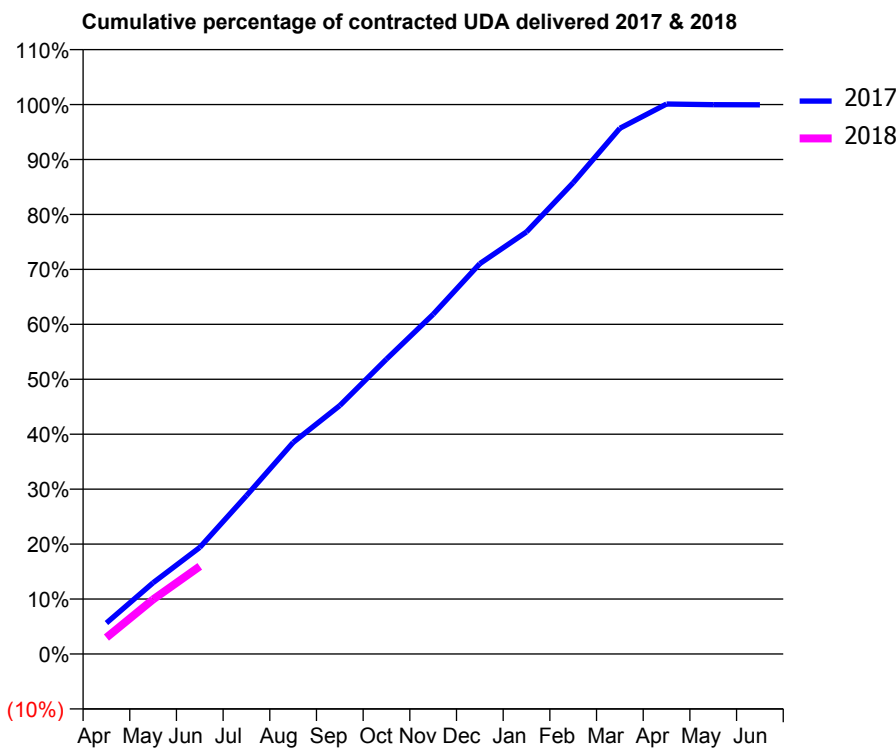
17/18 Contracted general activity (UDA)	16,876
Carry forward general activity (UDA)	0
17/18 Contracted orthodontic activity (UOA)	0
Carry forward orthodontic activity (UOA)	0
Baseline contract value	£537,727.64

ACCESS*

Patients seen in 24 months	Total	Change since previous quarter
Quarter ending June 2016	4,792	
Quarter ending September 2016	4,732	↓
Quarter ending December 2016	4,615	↓
Quarter ending March 2017	4,560	↓
Quarter ending June 2017	4,497	↓
Variance since June 2016	(6.2%)	↓



ACTIVITY



Month	Adjusted Scheduled Activity (UDA)	
	2017	2018
April	951	505
May	2,191	1,679
June	3,274	2,694
July	4,861	
August	6,496	
September	7,633	
October	9,058	
November	10,434	
December	11,990	
January	12,964	
February	14,473	
March	16,147	
April	16,890	
May	16,869	
June	16,868	

QUALITY

	Quantity	Base Number	Contract	AT	Region	England
% of FP17s for the same patient ID Re-attending within 3 months - Children	20	338	5.9%	12.1%	13.0%	12.0%
% of FP17s for the same patient ID Re-attending within 3 months - Adults	91	1,066	8.5%	16.9%	16.6%	16.0%
% of FP17s for the same patient ID Re-attending between 3 & 9 months - Children	190	338	56.2%	57.7%	59.5%	58.0%
% of FP17s for the same patient ID Re-attending between 3 & 9 months - Adults	649	1,066	60.9%	51.0%	53.1%	50.9%
% of FP17s for Band 1 Urgent Courses	83	1,135	7.3%	10.6%	9.3%	9.1%
% of FP17s Relating to Free Repair or Replacements	5	1,135	0.4%	0.9%	1.0%	0.8%
% of FP17s Relating to Continuations	2	1,135	0.2%	1.1%	1.3%	1.1%
% of Patients satisfied with the dentistry they have received	1	1	N/A	91.0%	91.9%	91.7%
% of Patients satisfied with the time they had to wait for an appointment	1	1	N/A	87.5%	88.7%	88.0%

* This is based on patients treated on this contract for their most recent course of treatment. Figures in italics indicate the base number of FP17s or Patient Questionnaire responses are less than 100. N/A is shown where the base number of responses is less than 10 during the period. % is calculated as Quantity/Base number*100

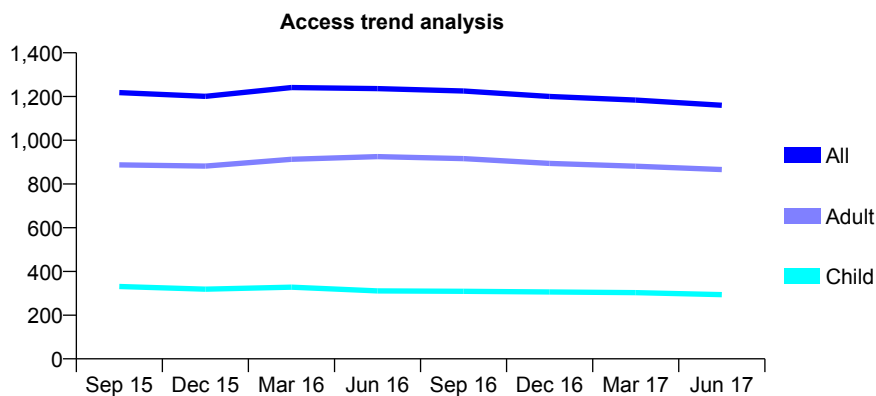
Q46 - Vital Signs At a Glance Contract Report for 679224/0001 - June 2017

Name or company name	MR DR HARROP
Contract type name	GDS Contract
Purpose of contract	General and Orthodontic
Contract start date	01/04/2006
Contract end date	

17/18 Contracted general activity (UDA)	3,916
Carry forward general activity (UDA)	0
17/18 Contracted orthodontic activity (UOA)	523
Carry forward orthodontic activity (UOA)	0
Baseline contract value	£151,045.26

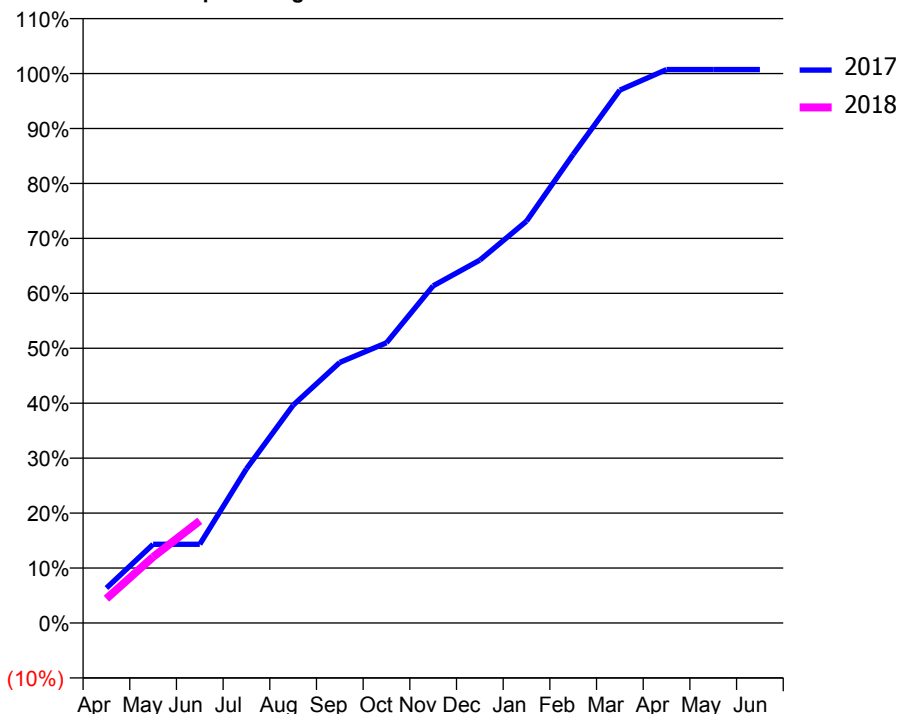
ACCESS*

Patients seen in 24 months	Total	Change since previous quarter
Quarter ending June 2016	1,236	
Quarter ending September 2016	1,225	→
Quarter ending December 2016	1,200	↓
Quarter ending March 2017	1,184	↓
Quarter ending June 2017	1,160	↓
Variance since June 2016	(6.1%)	↓



ACTIVITY

Cumulative percentage of contracted UDA delivered 2017 & 2018



Month	Adjusted Scheduled Activity (UDA)	
	2017	2018
April	250	174
May	561	471
June	561	728
July	1,099	
August	1,552	
September	1,857	
October	1,997	
November	2,403	
December	2,586	
January	2,864	
February	3,339	
March	3,798	
April	3,945	
May	3,945	
June	3,945	

QUALITY

	Quantity	Base Number	Contract	AT	Region	England
% of FP17s for the same patient ID Re-attending within 3 months - Children	28	139	20.1%	12.1%	13.0%	12.0%
% of FP17s for the same patient ID Re-attending within 3 months - Adults	46	274	16.8%	16.9%	16.6%	16.0%
% of FP17s for the same patient ID Re-attending between 3 & 9 months - Children	62	139	44.6%	57.7%	59.5%	58.0%
% of FP17s for the same patient ID Re-attending between 3 & 9 months - Adults	153	274	55.8%	51.0%	53.1%	50.9%
% of FP17s for Band 1 Urgent Courses	30	327	9.2%	10.6%	9.3%	9.1%
% of FP17s Relating to Free Repair or Replacements	1	327	0.3%	0.9%	1.0%	0.8%
% of FP17s Relating to Continuations	3	327	0.9%	1.1%	1.3%	1.1%
% of Patients satisfied with the dentistry they have received	9	10	90.0%	91.0%	91.9%	91.7%
% of Patients satisfied with the time they had to wait for an appointment	10	10	100.0%	87.5%	88.7%	88.0%

* This is based on patients treated on this contract for their most recent course of treatment. Figures in italics indicate the base number of FP17s or Patient Questionnaire responses are less than 100. N/A is shown where the base number of responses is less than 10 during the period. % is calculated as Quantity/Base number*100

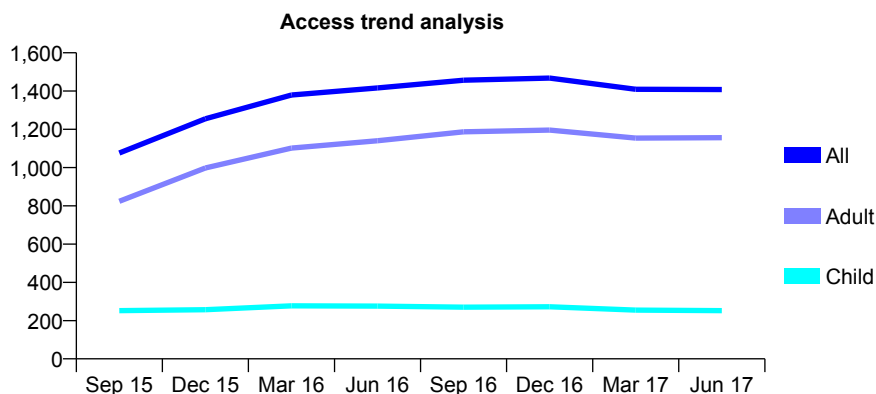
Q46 - Vital Signs At a Glance Contract Report for 682365/0013 - June 2017

Name or company name	MR QM JAFFRI
Contract type name	GDS Contract
Purpose of contract	General
Contract start date	01/01/2015
Contract end date	

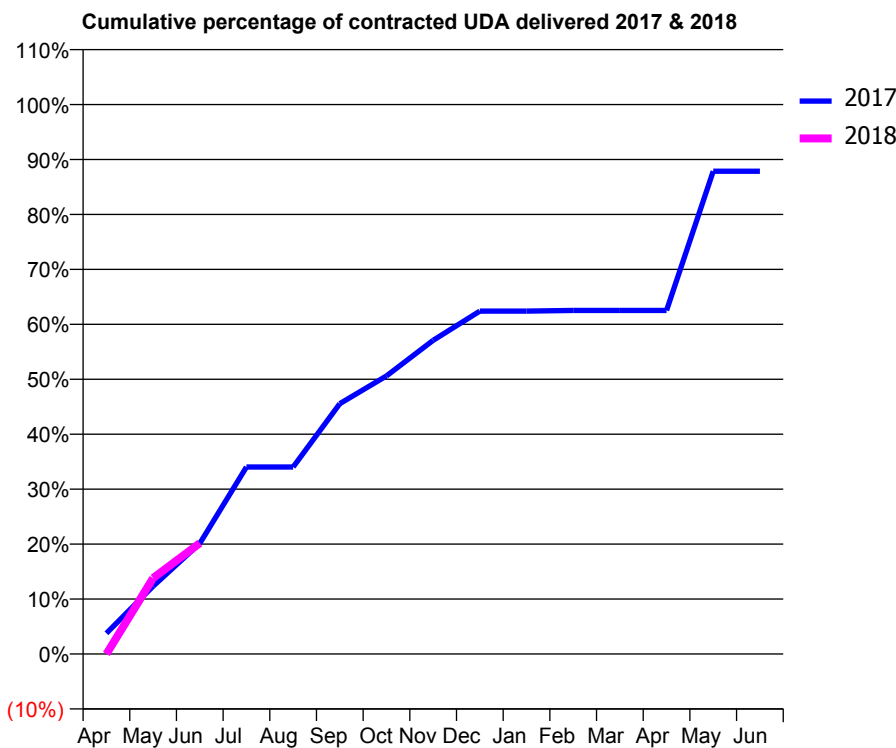
17/18 Contracted general activity (UDA)	4,694
Carry forward general activity (UDA)	0
17/18 Contracted orthodontic activity (UOA)	0
Carry forward orthodontic activity (UOA)	0
Baseline contract value	£111,567.80

ACCESS*

Patients seen in 24 months	Total	Change since previous quarter
Quarter ending June 2016	1,416	
Quarter ending September 2016	1,457	↑
Quarter ending December 2016	1,468	→
Quarter ending March 2017	1,409	↓
Quarter ending June 2017	1,408	→
Variance since June 2016	(0.6%)	→



ACTIVITY



Month	Adjusted Scheduled Activity (UDA)	
	2017	2018
April	177	0
May	579	649
June	945	947
July	1,598	
August	1,598	
September	2,139	
October	2,376	
November	2,680	
December	2,929	
January	2,929	
February	2,935	
March	2,935	
April	2,935	
May	4,124	
June	4,124	

QUALITY

	Quantity	Base Number	Contract	AT	Region	England
% of FP17s for the same patient ID Re-attending within 3 months - Children	10	214	4.7%	12.1%	13.0%	12.0%
% of FP17s for the same patient ID Re-attending within 3 months - Adults	95	885	10.7%	16.9%	16.6%	16.0%
% of FP17s for the same patient ID Re-attending between 3 & 9 months - Children	136	214	63.6%	57.7%	59.5%	58.0%
% of FP17s for the same patient ID Re-attending between 3 & 9 months - Adults	608	885	68.7%	51.0%	53.1%	50.9%
% of FP17s for Band 1 Urgent Courses	27	464	5.8%	10.6%	9.3%	9.1%
% of FP17s Relating to Free Repair or Replacements	3	464	0.6%	0.9%	1.0%	0.8%
% of FP17s Relating to Continuations	0	464	0.0%	1.1%	1.3%	1.1%
% of Patients satisfied with the dentistry they have received	2	2	N/A	91.0%	91.9%	91.7%
% of Patients satisfied with the time they had to wait for an appointment	2	2	N/A	87.5%	88.7%	88.0%

* This is based on patients treated on this contract for their most recent course of treatment. Figures in italics indicate the base number of FP17s or Patient Questionnaire responses are less than 100. N/A is shown where the base number of responses is less than 10 during the period. % is calculated as Quantity/Base number*100

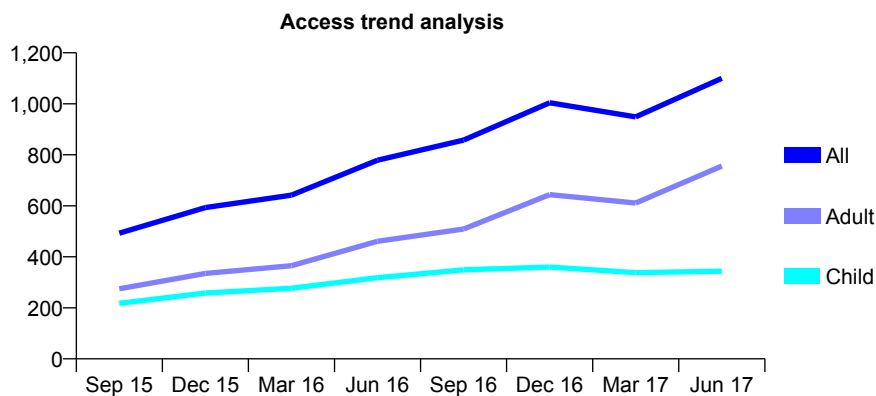
Q46 - Vital Signs At a Glance Contract Report for 683728/0001 - June 2017

Name or company name	MR N KHALID
Contract type name	GDS Contract
Purpose of contract	General
Contract start date	01/11/2014
Contract end date	

17/18 Contracted general activity (UDA)	4,751
Carry forward general activity (UDA)	0
17/18 Contracted orthodontic activity (UOA)	0
Carry forward orthodontic activity (UOA)	0
Baseline contract value	£157,038.59

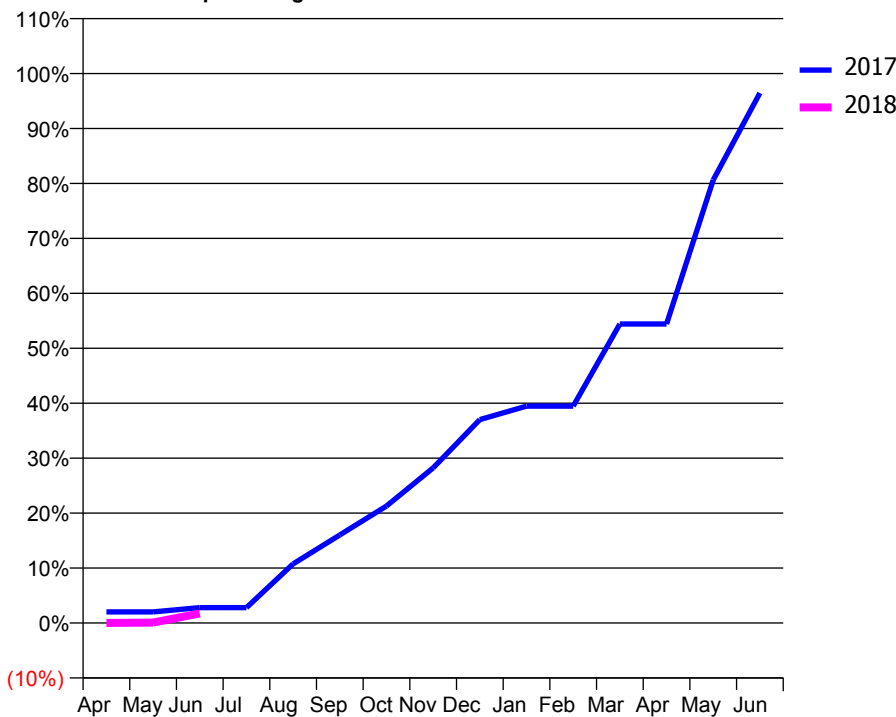
ACCESS*

Patients seen in 24 months	Total	Change since previous quarter
Quarter ending June 2016	779	
Quarter ending September 2016	858	↑
Quarter ending December 2016	1,004	↑
Quarter ending March 2017	949	↓
Quarter ending June 2017	1,100	↑
Variance since June 2016	41.2%	↑



ACTIVITY

Cumulative percentage of contracted UDA delivered 2017 & 2018



Month	Adjusted Scheduled Activity (UDA)	
	2017	2018
April	96	0
May	96	4
June	133	82
July	133	
August	511	
September	762	
October	1,011	
November	1,342	
December	1,759	
January	1,875	
February	1,875	
March	2,585	
April	2,585	
May	3,831	
June	4,583	

QUALITY

	Quantity	Base Number	Contract	AT	Region	England
% of FP17s for the same patient ID Re-attending within 3 months - Children	1	106	0.9%	12.1%	13.0%	12.0%
% of FP17s for the same patient ID Re-attending within 3 months - Adults	25	328	7.6%	16.9%	16.6%	16.0%
% of FP17s for the same patient ID Re-attending between 3 & 9 months - Children	37	106	34.9%	57.7%	59.5%	58.0%
% of FP17s for the same patient ID Re-attending between 3 & 9 months - Adults	76	328	23.2%	51.0%	53.1%	50.9%
% of FP17s for Band 1 Urgent Courses	6	37	16.2%	10.6%	9.3%	9.1%
% of FP17s Relating to Free Repair or Replacements	0	37	0.0%	0.9%	1.0%	0.8%
% of FP17s Relating to Continuations	0	37	0.0%	1.1%	1.3%	1.1%
% of Patients satisfied with the dentistry they have received	6	8	N/A	91.0%	91.9%	91.7%
% of Patients satisfied with the time they had to wait for an appointment	5	8	N/A	87.5%	88.7%	88.0%

* This is based on patients treated on this contract for their most recent course of treatment. Figures in italics indicate the base number of FP17s or Patient Questionnaire responses are less than 100. N/A is shown where the base number of responses is less than 10 during the period. % is calculated as Quantity/Base number*100

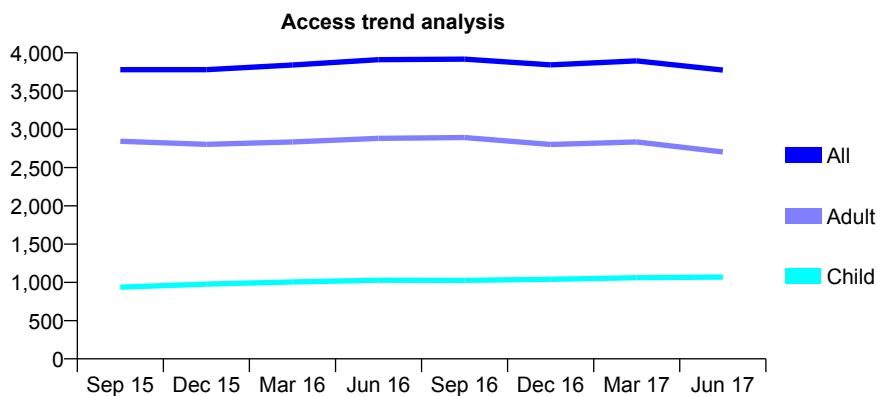
Q46 - Vital Signs At a Glance Contract Report for 683833/0001 - June 2017

Name or company name	MR N ARIF
Contract type name	GDS Contract
Purpose of contract	General
Contract start date	19/12/2012
Contract end date	

17/18 Contracted general activity (UDA)	9,892
Carry forward general activity (UDA)	0
17/18 Contracted orthodontic activity (UOA)	0
Carry forward orthodontic activity (UOA)	0
Baseline contract value	£233,889.77

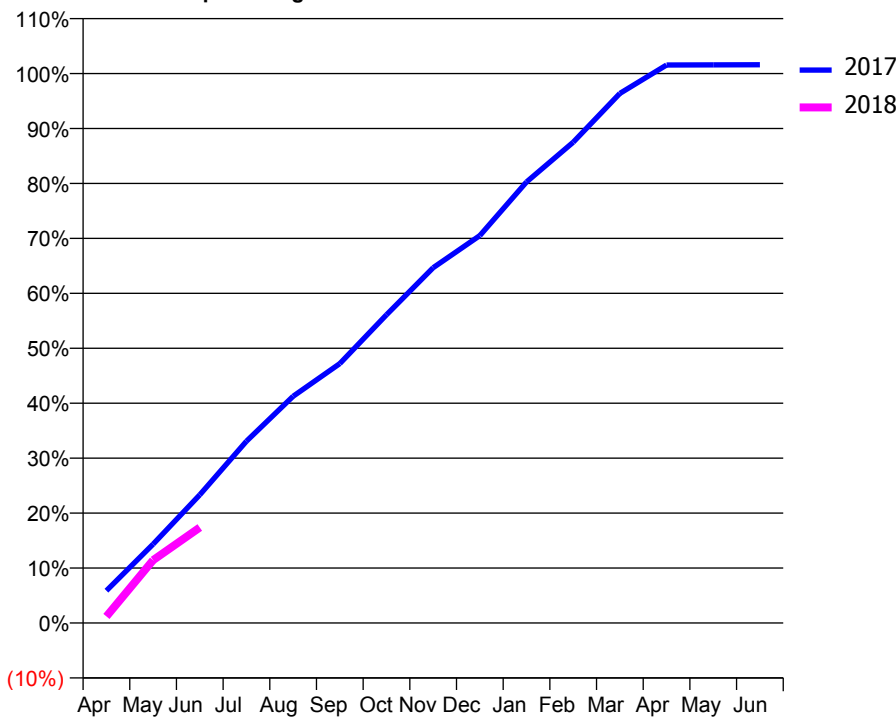
ACCESS*

Patients seen in 24 months	Total	Change since previous quarter
Quarter ending June 2016	3,910	
Quarter ending September 2016	3,917	→
Quarter ending December 2016	3,842	↓
Quarter ending March 2017	3,895	→
Quarter ending June 2017	3,775	↓
Variance since June 2016	(3.5%)	↓



ACTIVITY

Cumulative percentage of contracted UDA delivered 2017 & 2018



Month	Adjusted Scheduled Activity (UDA)	
	2017	2018
April	582	118
May	1,420	1,131
June	2,307	1,720
July	3,273	
August	4,083	
September	4,670	
October	5,549	
November	6,397	
December	6,976	
January	7,940	
February	8,655	
March	9,533	
April	10,045	
May	10,046	
June	10,050	

QUALITY

	Quantity	Base Number	Contract	AT	Region	England
% of FP17s for the same patient ID Re-attending within 3 months - Children	22	388	5.7%	12.1%	13.0%	12.0%
% of FP17s for the same patient ID Re-attending within 3 months - Adults	100	766	13.1%	16.9%	16.6%	16.0%
% of FP17s for the same patient ID Re-attending between 3 & 9 months - Children	251	388	64.7%	57.7%	59.5%	58.0%
% of FP17s for the same patient ID Re-attending between 3 & 9 months - Adults	316	766	41.3%	51.0%	53.1%	50.9%
% of FP17s for Band 1 Urgent Courses	57	909	6.3%	10.6%	9.3%	9.1%
% of FP17s Relating to Free Repair or Replacements	2	909	0.2%	0.9%	1.0%	0.8%
% of FP17s Relating to Continuations	11	909	1.2%	1.1%	1.3%	1.1%
% of Patients satisfied with the dentistry they have received	5	6	N/A	91.0%	91.9%	91.7%
% of Patients satisfied with the time they had to wait for an appointment	6	6	N/A	87.5%	88.7%	88.0%

* This is based on patients treated on this contract for their most recent course of treatment. Figures in italics indicate the base number of FP17s or Patient Questionnaire responses are less than 100. N/A is shown where the base number of responses is less than 10 during the period. % is calculated as Quantity/Base number*100

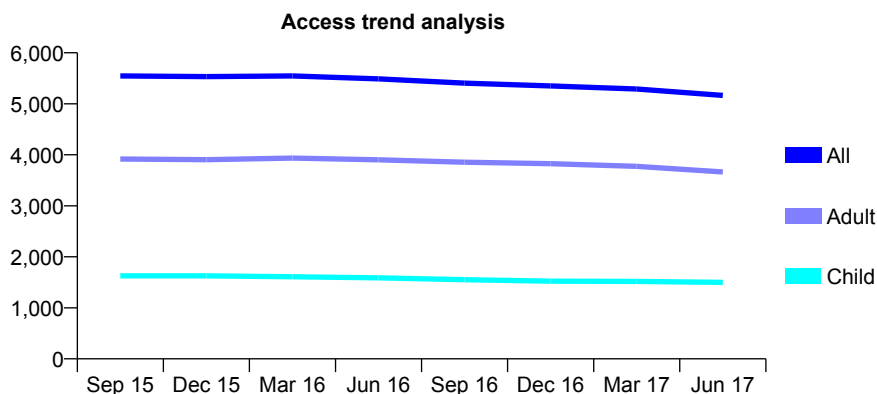
Q46 - Vital Signs At a Glance Contract Report for 684422/0001 - June 2017

Name or company name	MISS R AGGARWAL
Contract type name	GDS Contract
Purpose of contract	General
Contract start date	01/04/2006
Contract end date	

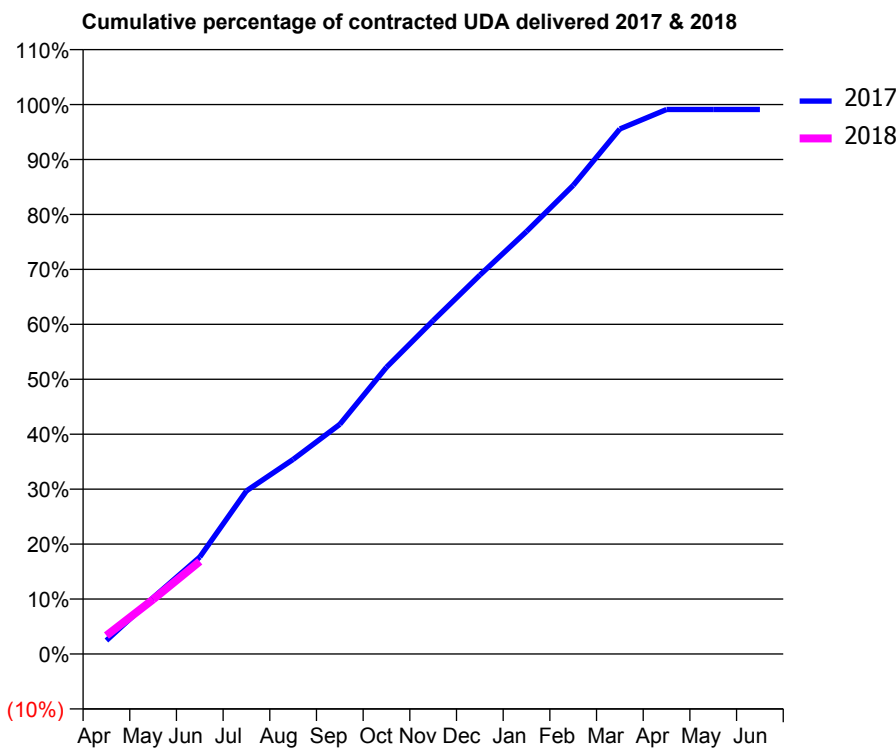
17/18 Contracted general activity (UDA)	16,100
Carry forward general activity (UDA)	0
17/18 Contracted orthodontic activity (UOA)	0
Carry forward orthodontic activity (UOA)	0
Baseline contract value	£448,958.68

ACCESS*

Patients seen in 24 months	Total	Change since previous quarter
Quarter ending June 2016	5,488	
Quarter ending September 2016	5,406	↓
Quarter ending December 2016	5,350	↓
Quarter ending March 2017	5,291	↓
Quarter ending June 2017	5,164	↓
Variance since June 2016	(5.9%)	↓



ACTIVITY



Month	Adjusted Scheduled Activity (UDA)	
	2017	2018
April	395	541
May	1,649	1,599
June	2,842	2,714
July	4,780	
August	5,702	
September	6,730	
October	8,403	
November	9,771	
December	11,100	
January	12,381	
February	13,730	
March	15,386	
April	15,954	
May	15,955	
June	15,955	

QUALITY

	Quantity	Base Number	Contract	AT	Region	England
% of FP17s for the same patient ID Re-attending within 3 months - Children	24	509	4.7%	12.1%	13.0%	12.0%
% of FP17s for the same patient ID Re-attending within 3 months - Adults	116	1,151	10.1%	16.9%	16.6%	16.0%
% of FP17s for the same patient ID Re-attending between 3 & 9 months - Children	365	509	71.7%	57.7%	59.5%	58.0%
% of FP17s for the same patient ID Re-attending between 3 & 9 months - Adults	816	1,151	70.9%	51.0%	53.1%	50.9%
% of FP17s for Band 1 Urgent Courses	36	1,380	2.6%	10.6%	9.3%	9.1%
% of FP17s Relating to Free Repair or Replacements	26	1,380	1.9%	0.9%	1.0%	0.8%
% of FP17s Relating to Continuations	13	1,380	0.9%	1.1%	1.3%	1.1%
% of Patients satisfied with the dentistry they have received	7	7	N/A	91.0%	91.9%	91.7%
% of Patients satisfied with the time they had to wait for an appointment	7	7	N/A	87.5%	88.7%	88.0%

* This is based on patients treated on this contract for their most recent course of treatment. Figures in italics indicate the base number of FP17s or Patient Questionnaire responses are less than 100. N/A is shown where the base number of responses is less than 10 during the period. % is calculated as Quantity/Base number*100

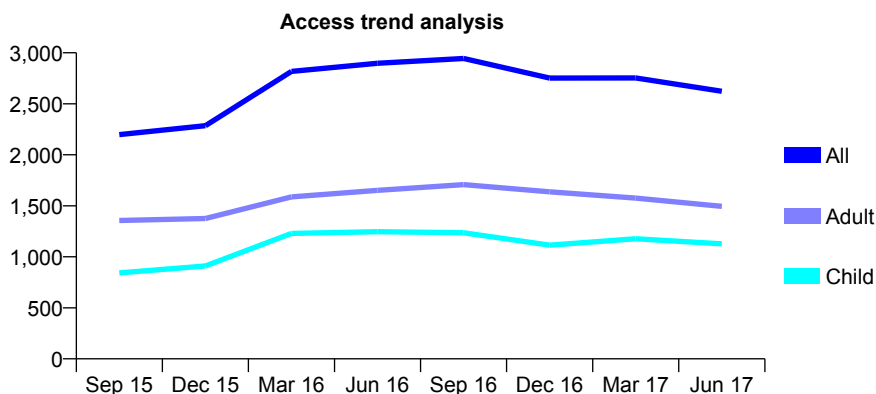
Q46 - Vital Signs At a Glance Contract Report for 685259/0001 - June 2017

Name or company name	MR N MOHAMMAD
Contract type name	GDS Contract
Purpose of contract	General
Contract start date	01/04/2006
Contract end date	

17/18 Contracted general activity (UDA)	6,949
Carry forward general activity (UDA)	0
17/18 Contracted orthodontic activity (UOA)	0
Carry forward orthodontic activity (UOA)	0
Baseline contract value	£189,813.34

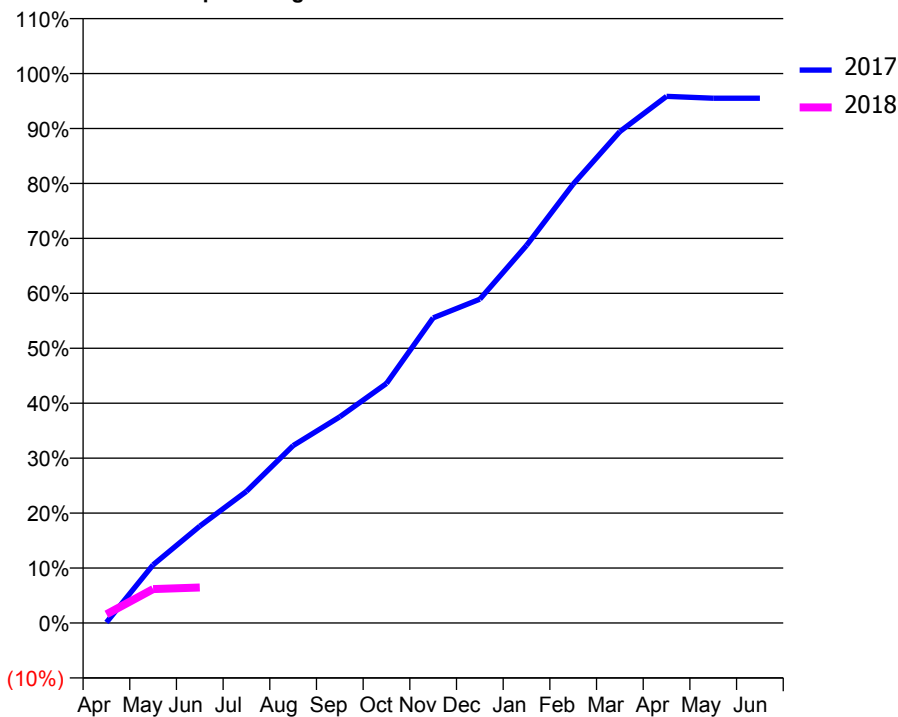
ACCESS*

Patients seen in 24 months	Total	Change since previous quarter
Quarter ending June 2016	2,897	
Quarter ending September 2016	2,944	→
Quarter ending December 2016	2,752	↓
Quarter ending March 2017	2,753	→
Quarter ending June 2017	2,623	↓
Variance since June 2016	(9.5%)	↓



ACTIVITY

Cumulative percentage of contracted UDA delivered 2017 & 2018



Adjusted Scheduled Activity (UDA)

Month	2017	2018
April	8	111
May	735	430
June	1,224	450
July	1,665	
August	2,243	
September	2,608	
October	3,029	
November	3,860	
December	4,095	
January	4,776	
February	5,550	
March	6,214	
April	6,660	
May	6,636	
June	6,636	

QUALITY

	Quantity	Base Number	Contract	AT	Region	England
% of FP17s for the same patient ID Re-attending within 3 months - Children	16	236	6.8%	12.1%	13.0%	12.0%
% of FP17s for the same patient ID Re-attending within 3 months - Adults	36	357	10.1%	16.9%	16.6%	16.0%
% of FP17s for the same patient ID Re-attending between 3 & 9 months - Children	123	236	52.1%	57.7%	59.5%	58.0%
% of FP17s for the same patient ID Re-attending between 3 & 9 months - Adults	202	357	56.6%	51.0%	53.1%	50.9%
% of FP17s for Band 1 Urgent Courses	13	320	4.1%	10.6%	9.3%	9.1%
% of FP17s Relating to Free Repair or Replacements	0	320	0.0%	0.9%	1.0%	0.8%
% of FP17s Relating to Continuations	0	320	0.0%	1.1%	1.3%	1.1%
% of Patients satisfied with the dentistry they have received	2	2	N/A	91.0%	91.9%	91.7%
% of Patients satisfied with the time they had to wait for an appointment	2	2	N/A	87.5%	88.7%	88.0%

* This is based on patients treated on this contract for their most recent course of treatment. Figures in italics indicate the base number of FP17s or Patient Questionnaire responses are less than 100. N/A is shown where the base number of responses is less than 10 during the period. % is calculated as Quantity/Base number*100

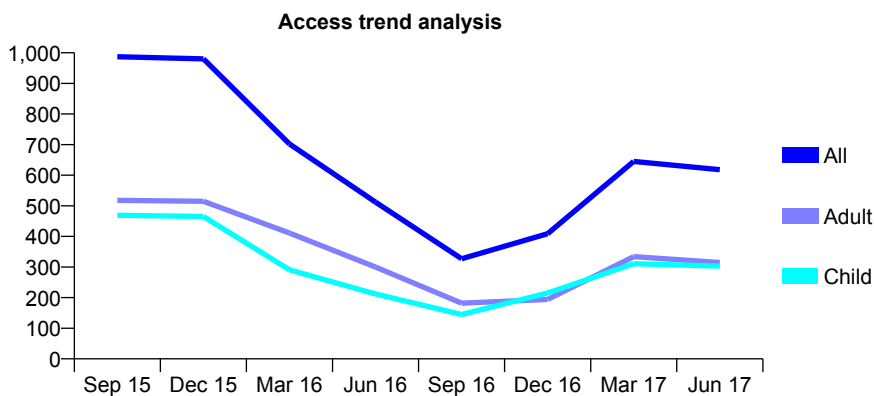
Q46 - Vital Signs At a Glance Contract Report for 685259/0002 - June 2017

Name or company name	MR N MOHAMMAD
Contract type name	GDS Contract
Purpose of contract	General
Contract start date	04/02/2008
Contract end date	

17/18 Contracted general activity (UDA)	1,900
Carry forward general activity (UDA)	0
17/18 Contracted orthodontic activity (UOA)	0
Carry forward orthodontic activity (UOA)	0
Baseline contract value	£44,451.36

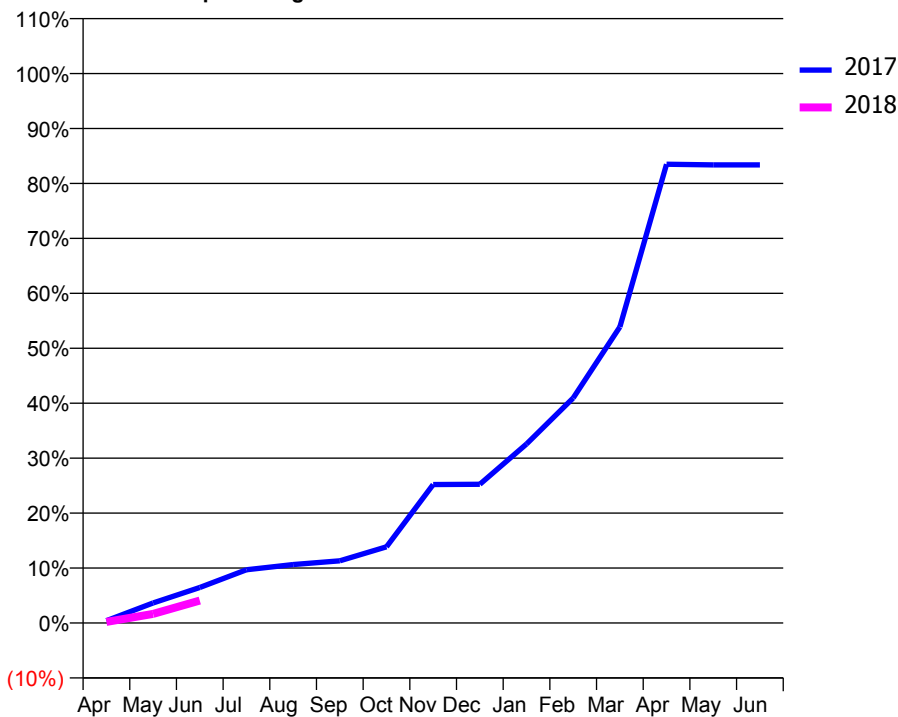
ACCESS*

Patients seen in 24 months	Total	Change since previous quarter
Quarter ending June 2016	512	
Quarter ending September 2016	327	↓
Quarter ending December 2016	409	↑
Quarter ending March 2017	645	↑
Quarter ending June 2017	618	↓
Variance since June 2016	20.7%	↑



ACTIVITY

Cumulative percentage of contracted UDA delivered 2017 & 2018



Adjusted Scheduled Activity (UDA)

Month	2017	2018
April	8	4
May	69	32
June	123	78
July	184	
August	202	
September	215	
October	264	
November	479	
December	480	
January	619	
February	778	
March	1,024	
April	1,586	
May	1,584	
June	1,584	

QUALITY

	Quantity	Base Number	Contract	AT	Region	England
% of FP17s for the same patient ID Re-attending within 3 months - Children	4	166	2.4%	12.1%	13.0%	12.0%
% of FP17s for the same patient ID Re-attending within 3 months - Adults	4	192	2.1%	16.9%	16.6%	16.0%
% of FP17s for the same patient ID Re-attending between 3 & 9 months - Children	21	166	12.7%	57.7%	59.5%	58.0%
% of FP17s for the same patient ID Re-attending between 3 & 9 months - Adults	16	192	8.3%	51.0%	53.1%	50.9%
% of FP17s for Band 1 Urgent Courses	14	57	24.6%	10.6%	9.3%	9.1%
% of FP17s Relating to Free Repair or Replacements	0	57	0.0%	0.9%	1.0%	0.8%
% of FP17s Relating to Continuations	0	57	0.0%	1.1%	1.3%	1.1%
% of Patients satisfied with the dentistry they have received	0	0	N/A	91.0%	91.9%	91.7%
% of Patients satisfied with the time they had to wait for an appointment	0	0	N/A	87.5%	88.7%	88.0%

* This is based on patients treated on this contract for their most recent course of treatment. Figures in italics indicate the base number of FP17s or Patient Questionnaire responses are less than 100. N/A is shown where the base number of responses is less than 10 during the period. % is calculated as Quantity/Base number*100

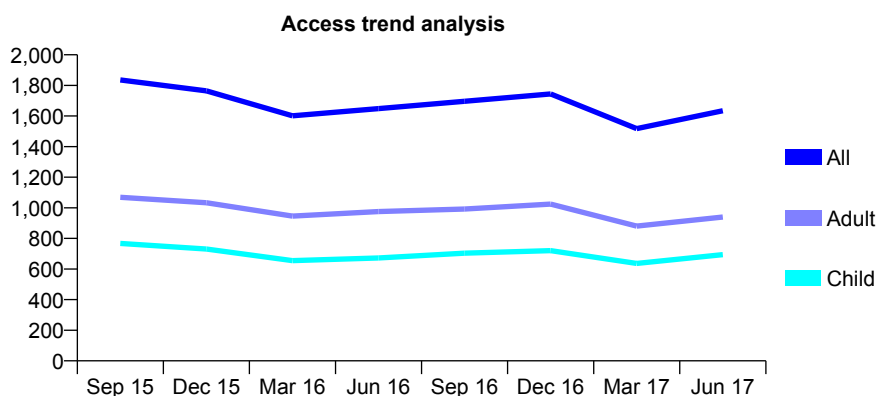
Q46 - Vital Signs At a Glance Contract Report for 685259/0003 - June 2017

Name or company name	MR N MOHAMMAD
Contract type name	GDS Contract
Purpose of contract	General
Contract start date	01/08/2008
Contract end date	

17/18 Contracted general activity (UDA)	4,000
Carry forward general activity (UDA)	0
17/18 Contracted orthodontic activity (UOA)	0
Carry forward orthodontic activity (UOA)	0
Baseline contract value	£107,474.25

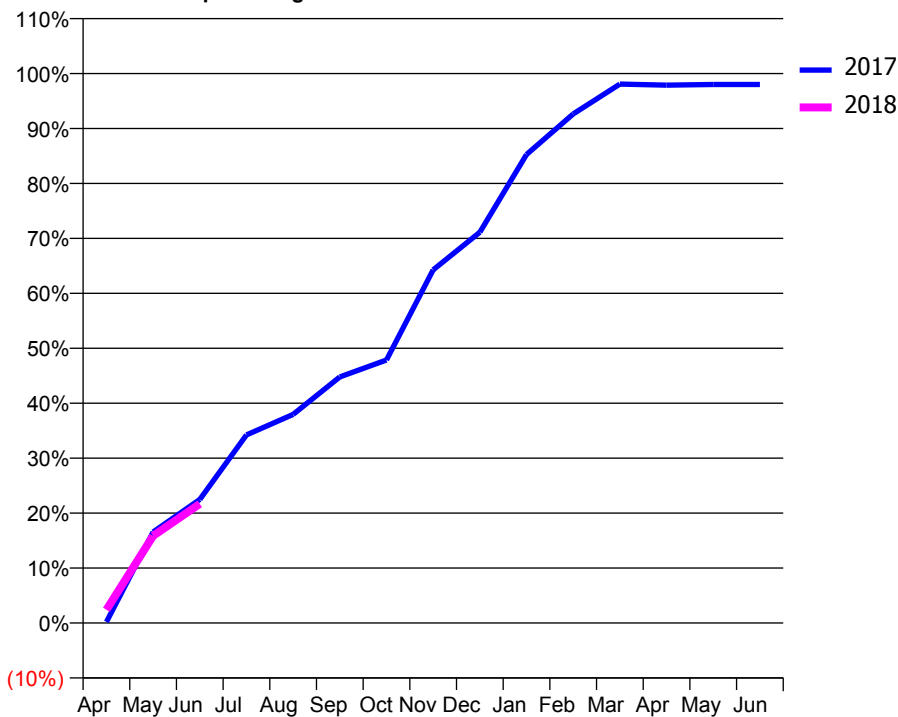
ACCESS*

Patients seen in 24 months	Total	Change since previous quarter
Quarter ending June 2016	1,648	
Quarter ending September 2016	1,696	↑
Quarter ending December 2016	1,744	↑
Quarter ending March 2017	1,518	↓
Quarter ending June 2017	1,634	↑
Variance since June 2016	(0.8%)	→



ACTIVITY

Cumulative percentage of contracted UDA delivered 2017 & 2018



Adjusted Scheduled Activity (UDA)		
Month	2017	2018
April	8	97
May	663	635
June	899	867
July	1,369	
August	1,519	
September	1,791	
October	1,914	
November	2,571	
December	2,844	
January	3,410	
February	3,706	
March	3,923	
April	3,916	
May	3,920	
June	3,920	

QUALITY

	Quantity	Base Number	Contract	AT	Region	England
% of FP17s for the same patient ID Re-attending within 3 months - Children	15	292	5.1%	12.1%	13.0%	12.0%
% of FP17s for the same patient ID Re-attending within 3 months - Adults	9	336	2.7%	16.9%	16.6%	16.0%
% of FP17s for the same patient ID Re-attending between 3 & 9 months - Children	139	292	47.6%	57.7%	59.5%	58.0%
% of FP17s for the same patient ID Re-attending between 3 & 9 months - Adults	159	336	47.3%	51.0%	53.1%	50.9%
% of FP17s for Band 1 Urgent Courses	62	629	9.9%	10.6%	9.3%	9.1%
% of FP17s Relating to Free Repair or Replacements	1	629	0.2%	0.9%	1.0%	0.8%
% of FP17s Relating to Continuations	0	629	0.0%	1.1%	1.3%	1.1%
% of Patients satisfied with the dentistry they have received	1	1	N/A	91.0%	91.9%	91.7%
% of Patients satisfied with the time they had to wait for an appointment	1	1	N/A	87.5%	88.7%	88.0%

* This is based on patients treated on this contract for their most recent course of treatment. Figures in italics indicate the base number of FP17s or Patient Questionnaire responses are less than 100. N/A is shown where the base number of responses is less than 10 during the period. % is calculated as Quantity/Base number*100

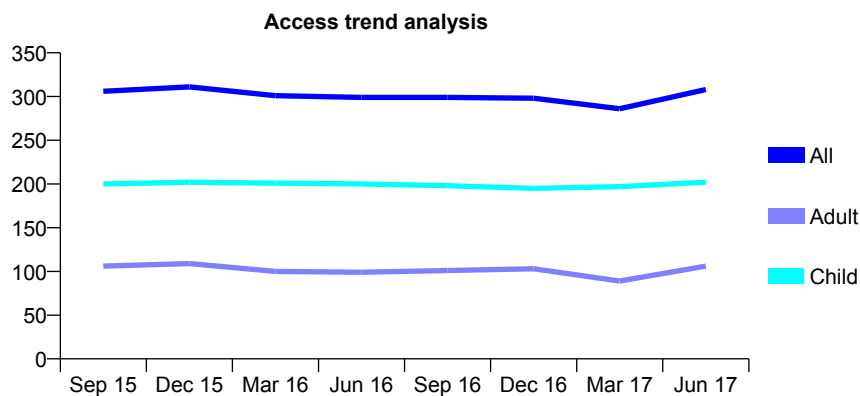
Q46 - Vital Signs At a Glance Contract Report for 686522/0001 - June 2017

Name or company name	MR AC BRISTOW
Contract type name	GDS Contract
Purpose of contract	General
Contract start date	01/04/2006
Contract end date	

17/18 Contracted general activity (UDA)	750
Carry forward general activity (UDA)	0
17/18 Contracted orthodontic activity (UOA)	0
Carry forward orthodontic activity (UOA)	0
Baseline contract value	£15,021.18

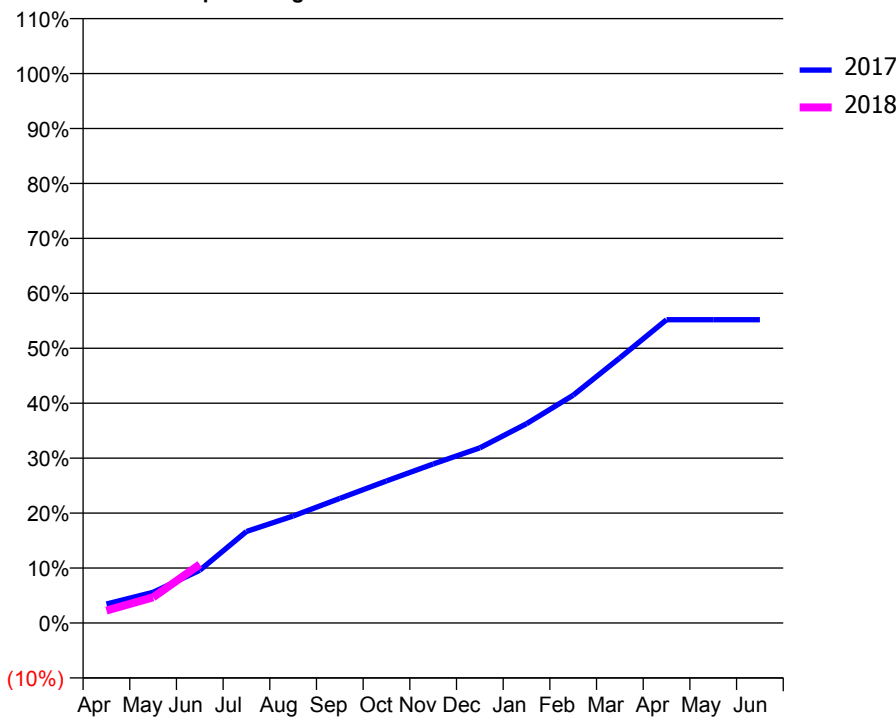
ACCESS*

Patients seen in 24 months	Total	Change since previous quarter
Quarter ending June 2016	299	
Quarter ending September 2016	299	→
Quarter ending December 2016	298	→
Quarter ending March 2017	286	↓
Quarter ending June 2017	308	↑
Variance since June 2016	3.0%	↑



ACTIVITY

Cumulative percentage of contracted UDA delivered 2017 & 2018



Adjusted Scheduled Activity (UDA)		
Month	2017	2018
April	26	17
May	42	35
June	72	80
July	125	
August	146	
September	170	
October	194	
November	217	
December	239	
January	272	
February	311	
March	362	
April	414	
May	414	
June	414	

QUALITY

	Quantity	Base Number	Contract	AT	Region	England
% of FP17s for the same patient ID Re-attending within 3 months - Children	5	77	6.5%	12.1%	13.0%	12.0%
% of FP17s for the same patient ID Re-attending within 3 months - Adults	0	12	0.0%	16.9%	16.6%	16.0%
% of FP17s for the same patient ID Re-attending between 3 & 9 months - Children	38	77	49.4%	57.7%	59.5%	58.0%
% of FP17s for the same patient ID Re-attending between 3 & 9 months - Adults	5	12	41.7%	51.0%	53.1%	50.9%
% of FP17s for Band 1 Urgent Courses	0	63	0.0%	10.6%	9.3%	9.1%
% of FP17s Relating to Free Repair or Replacements	0	63	0.0%	0.9%	1.0%	0.8%
% of FP17s Relating to Continuations	0	63	0.0%	1.1%	1.3%	1.1%
% of Patients satisfied with the dentistry they have received	0	0	N/A	91.0%	91.9%	91.7%
% of Patients satisfied with the time they had to wait for an appointment	0	0	N/A	87.5%	88.7%	88.0%

* This is based on patients treated on this contract for their most recent course of treatment. Figures in italics indicate the base number of FP17s or Patient Questionnaire responses are less than 100. N/A is shown where the base number of responses is less than 10 during the period. % is calculated as Quantity/Base number*100

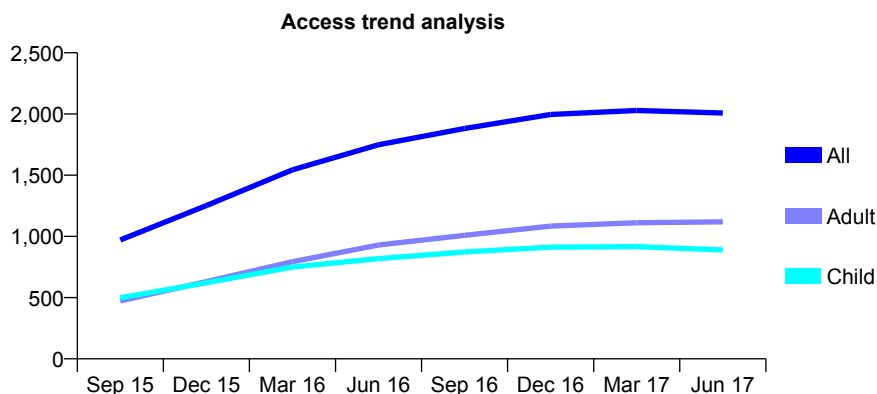
Q46 - Vital Signs At a Glance Contract Report for 688673/0001 - June 2017

Name or company name	MRS S CHOUDHURY
Contract type name	GDS Contract
Purpose of contract	General
Contract start date	01/02/2015
Contract end date	

17/18 Contracted general activity (UDA)	6,323
Carry forward general activity (UDA)	0
17/18 Contracted orthodontic activity (UOA)	0
Carry forward orthodontic activity (UOA)	0
Baseline contract value	£165,055.07

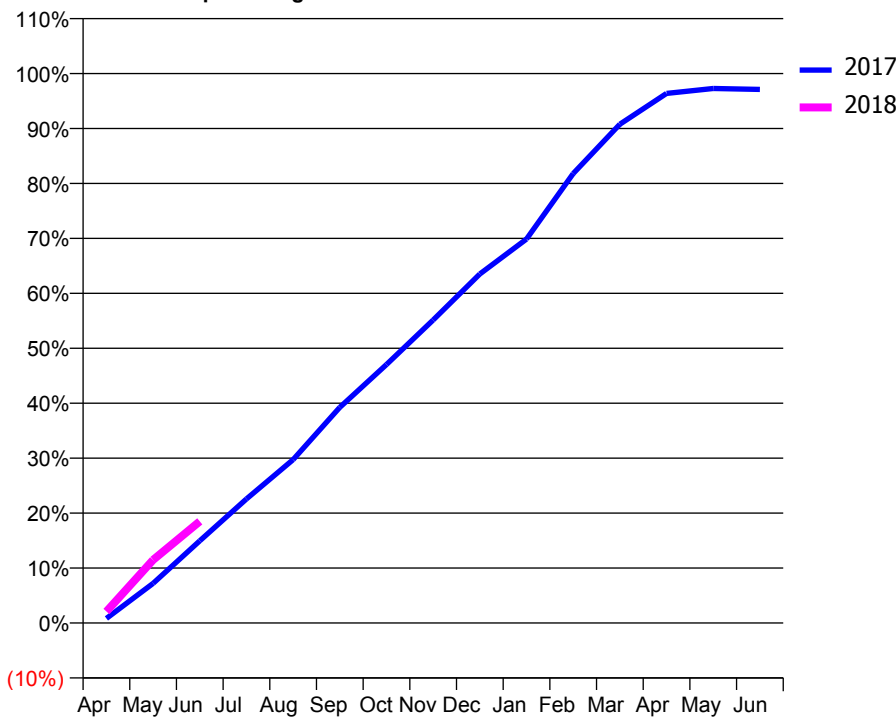
ACCESS*

Patients seen in 24 months	Total	Change since previous quarter
Quarter ending June 2016	1,749	
Quarter ending September 2016	1,882	↑
Quarter ending December 2016	1,996	↑
Quarter ending March 2017	2,029	→
Quarter ending June 2017	2,008	↓
Variance since June 2016	14.8%	↑



ACTIVITY

Cumulative percentage of contracted UDA delivered 2017 & 2018



Month	Adjusted Scheduled Activity (UDA)	
	2017	2018
April	53	133
May	456	727
June	947	1,169
July	1,427	
August	1,880	
September	2,481	
October	2,975	
November	3,486	
December	4,017	
January	4,419	
February	5,172	
March	5,739	
April	6,093	
May	6,150	
June	6,140	

QUALITY

	Quantity	Base Number	Contract	AT	Region	England
% of FP17s for the same patient ID Re-attending within 3 months - Children	23	313	7.3%	12.1%	13.0%	12.0%
% of FP17s for the same patient ID Re-attending within 3 months - Adults	54	340	15.9%	16.9%	16.6%	16.0%
% of FP17s for the same patient ID Re-attending between 3 & 9 months - Children	174	313	55.6%	57.7%	59.5%	58.0%
% of FP17s for the same patient ID Re-attending between 3 & 9 months - Adults	146	340	42.9%	51.0%	53.1%	50.9%
% of FP17s for Band 1 Urgent Courses	12	516	2.3%	10.6%	9.3%	9.1%
% of FP17s Relating to Free Repair or Replacements	2	516	0.4%	0.9%	1.0%	0.8%
% of FP17s Relating to Continuations	5	516	1.0%	1.1%	1.3%	1.1%
% of Patients satisfied with the dentistry they have received	1	2	N/A	91.0%	91.9%	91.7%
% of Patients satisfied with the time they had to wait for an appointment	1	2	N/A	87.5%	88.7%	88.0%

* This is based on patients treated on this contract for their most recent course of treatment. Figures in italics indicate the base number of FP17s or Patient Questionnaire responses are less than 100. N/A is shown where the base number of responses is less than 10 during the period. % is calculated as Quantity/Base number*100

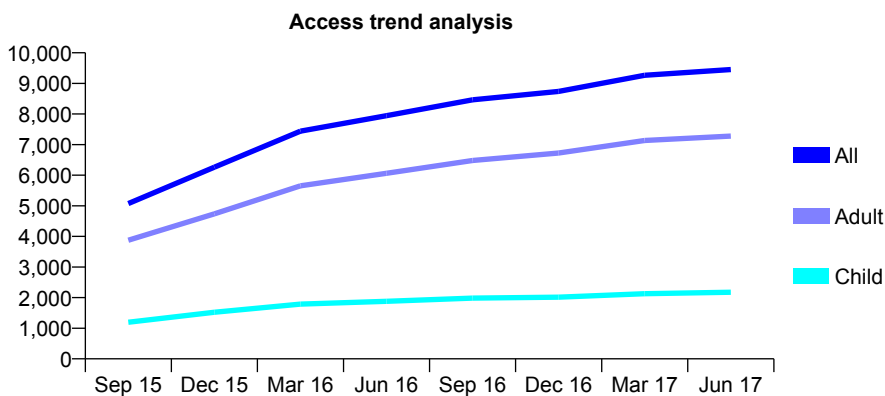
Q46 - Vital Signs At a Glance Contract Report for 709522/0001 - June 2017

Name or company name	MR SJ PATEL
Contract type name	GDS Contract
Purpose of contract	General
Contract start date	01/02/2015
Contract end date	

17/18 Contracted general activity (UDA)	27,224
Carry forward general activity (UDA)	0
17/18 Contracted orthodontic activity (UOA)	0
Carry forward orthodontic activity (UOA)	0
Baseline contract value	£809,582.27

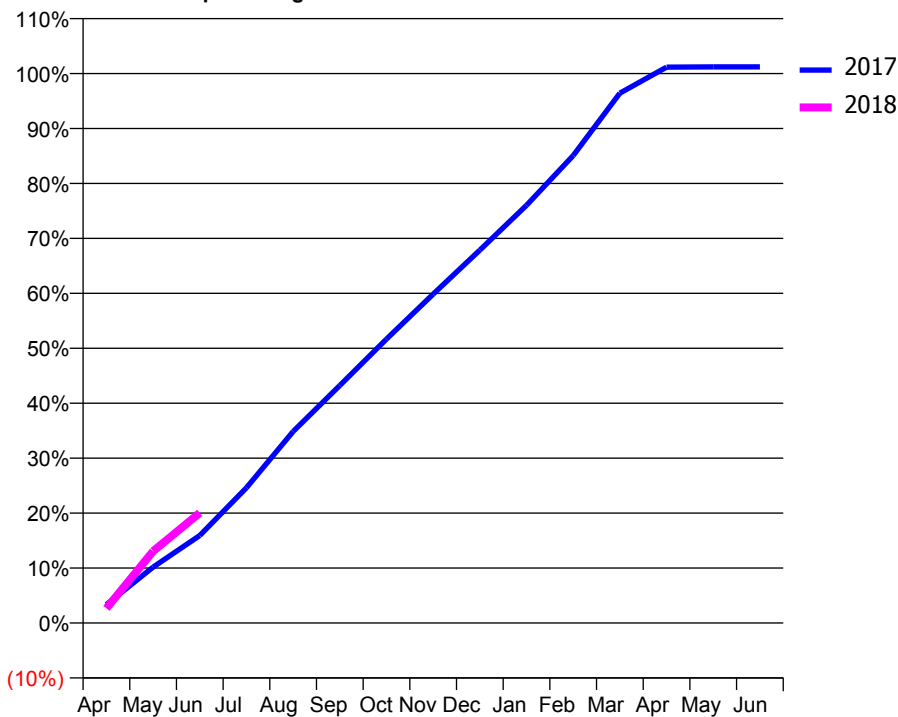
ACCESS*

Patients seen in 24 months	Total	Change since previous quarter
Quarter ending June 2016	7,944	
Quarter ending September 2016	8,466	↑
Quarter ending December 2016	8,738	↑
Quarter ending March 2017	9,264	↑
Quarter ending June 2017	9,452	↑
Variance since June 2016	19.0%	↑



ACTIVITY

Cumulative percentage of contracted UDA delivered 2017 & 2018



Month	Adjusted Scheduled Activity (UDA)	
	2017	2018
April	914	732
May	2,769	3,558
June	4,334	5,461
July	6,701	
August	9,489	
September	11,772	
October	14,070	
November	16,294	
December	18,476	
January	20,693	
February	23,158	
March	26,251	
April	27,541	
May	27,550	
June	27,549	

QUALITY

	Quantity	Base Number	Contract	AT	Region	England
% of FP17s for the same patient ID Re-attending within 3 months - Children	51	746	6.8%	12.1%	13.0%	12.0%
% of FP17s for the same patient ID Re-attending within 3 months - Adults	358	2,292	15.6%	16.9%	16.6%	16.0%
% of FP17s for the same patient ID Re-attending between 3 & 9 months - Children	375	746	50.3%	57.7%	59.5%	58.0%
% of FP17s for the same patient ID Re-attending between 3 & 9 months - Adults	1,046	2,292	45.6%	51.0%	53.1%	50.9%
% of FP17s for Band 1 Urgent Courses	169	2,468	6.8%	10.6%	9.3%	9.1%
% of FP17s Relating to Free Repair or Replacements	23	2,468	0.9%	0.9%	1.0%	0.8%
% of FP17s Relating to Continuations	41	2,468	1.7%	1.1%	1.3%	1.1%
% of Patients satisfied with the dentistry they have received	5	6	N/A	91.0%	91.9%	91.7%
% of Patients satisfied with the time they had to wait for an appointment	5	6	N/A	87.5%	88.7%	88.0%

* This is based on patients treated on this contract for their most recent course of treatment. Figures in italics indicate the base number of FP17s or Patient Questionnaire responses are less than 100. N/A is shown where the base number of responses is less than 10 during the period. % is calculated as Quantity/Base number*100

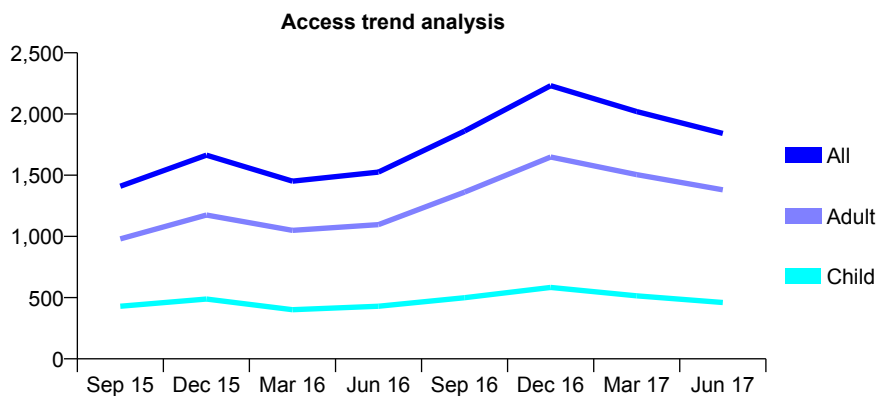
Q46 - Vital Signs At a Glance Contract Report for 709522/0002 - June 2017

Name or company name	MR SJ PATEL
Contract type name	GDS Contract
Purpose of contract	General
Contract start date	01/02/2015
Contract end date	

17/18 Contracted general activity (UDA)	6,300
Carry forward general activity (UDA)	0
17/18 Contracted orthodontic activity (UOA)	0
Carry forward orthodontic activity (UOA)	0
Baseline contract value	£154,017.70

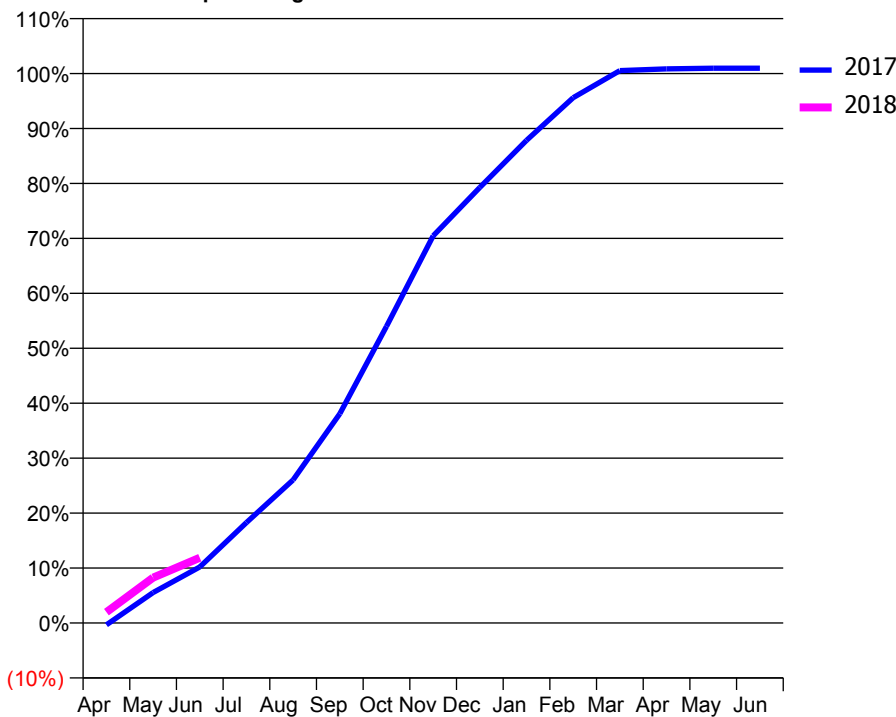
ACCESS*

Patients seen in 24 months	Total	Change since previous quarter
Quarter ending June 2016	1,526	
Quarter ending September 2016	1,861	↑
Quarter ending December 2016	2,232	↑
Quarter ending March 2017	2,020	↓
Quarter ending June 2017	1,841	↓
Variance since June 2016	20.6%	↑



ACTIVITY

Cumulative percentage of contracted UDA delivered 2017 & 2018



Month	Adjusted Scheduled Activity (UDA)	
	2017	2018
April	-23	125
May	350	521
June	643	748
July	1,153	
August	1,642	
September	2,400	
October	3,400	
November	4,438	
December	4,993	
January	5,534	
February	6,023	
March	6,333	
April	6,353	
May	6,360	
June	6,360	

QUALITY

	Quantity	Base Number	Contract	AT	Region	England
% of FP17s for the same patient ID Re-attending within 3 months - Children	9	93	9.7%	12.1%	13.0%	12.0%
% of FP17s for the same patient ID Re-attending within 3 months - Adults	19	258	7.4%	16.9%	16.6%	16.0%
% of FP17s for the same patient ID Re-attending between 3 & 9 months - Children	44	93	47.3%	57.7%	59.5%	58.0%
% of FP17s for the same patient ID Re-attending between 3 & 9 months - Adults	108	258	41.9%	51.0%	53.1%	50.9%
% of FP17s for Band 1 Urgent Courses	21	343	6.1%	10.6%	9.3%	9.1%
% of FP17s Relating to Free Repair or Replacements	5	343	1.5%	0.9%	1.0%	0.8%
% of FP17s Relating to Continuations	9	343	2.6%	1.1%	1.3%	1.1%
% of Patients satisfied with the dentistry they have received	1	1	N/A	91.0%	91.9%	91.7%
% of Patients satisfied with the time they had to wait for an appointment	1	1	N/A	87.5%	88.7%	88.0%

* This is based on patients treated on this contract for their most recent course of treatment. Figures in italics indicate the base number of FP17s or Patient Questionnaire responses are less than 100. N/A is shown where the base number of responses is less than 10 during the period. % is calculated as Quantity/Base number*100

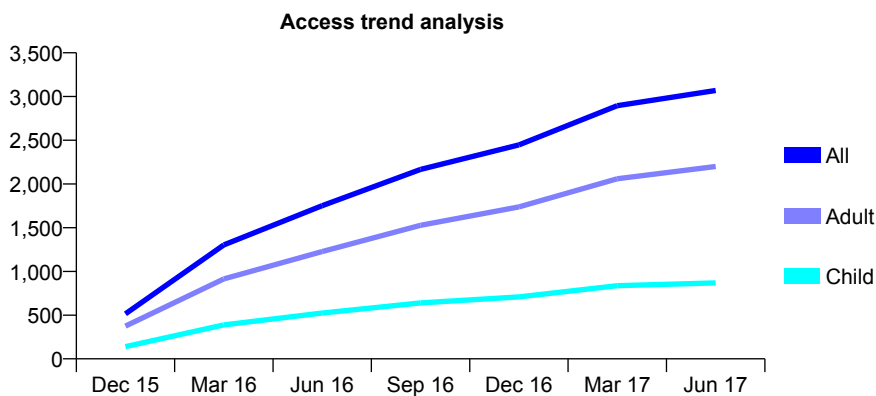
Q46 - Vital Signs At a Glance Contract Report for 718483/0001 - June 2017

Name or company name	MRS R MEHRA
Contract type name	GDS Contract
Purpose of contract	General
Contract start date	01/11/2015
Contract end date	

17/18 Contracted general activity (UDA)	9,767
Carry forward general activity (UDA)	0
17/18 Contracted orthodontic activity (UOA)	0
Carry forward orthodontic activity (UOA)	0
Baseline contract value	£271,347.76

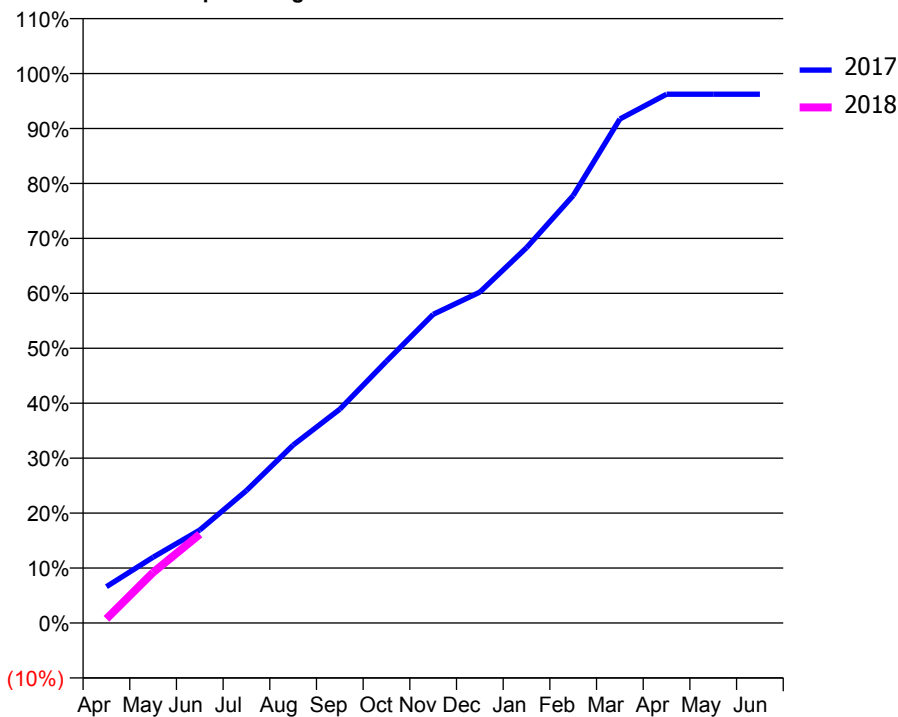
ACCESS*

Patients seen in 24 months	Total	Change since previous quarter
Quarter ending June 2016	1,751	
Quarter ending September 2016	2,167	↑
Quarter ending December 2016	2,447	↑
Quarter ending March 2017	2,896	↑
Quarter ending June 2017	3,069	↑
Variance since June 2016	75.3%	↑



ACTIVITY

Cumulative percentage of contracted UDA delivered 2017 & 2018



Adjusted Scheduled Activity (UDA)

Month	2017	2018
April	646	74
May	1,169	900
June	1,653	1,577
July	2,355	
August	3,164	
September	3,801	
October	4,654	
November	5,487	
December	5,881	
January	6,670	
February	7,598	
March	8,959	
April	9,398	
May	9,398	
June	9,398	

QUALITY

	Quantity	Base Number	Contract	AT	Region	England
% of FP17s for the same patient ID Re-attending within 3 months - Children	38	244	15.6%	12.1%	13.0%	12.0%
% of FP17s for the same patient ID Re-attending within 3 months - Adults	171	717	23.8%	16.9%	16.6%	16.0%
% of FP17s for the same patient ID Re-attending between 3 & 9 months - Children	83	244	34.0%	57.7%	59.5%	58.0%
% of FP17s for the same patient ID Re-attending between 3 & 9 months - Adults	218	717	30.4%	51.0%	53.1%	50.9%
% of FP17s for Band 1 Urgent Courses	186	758	24.5%	10.6%	9.3%	9.1%
% of FP17s Relating to Free Repair or Replacements	18	758	2.4%	0.9%	1.0%	0.8%
% of FP17s Relating to Continuations	13	758	1.7%	1.1%	1.3%	1.1%
% of Patients satisfied with the dentistry they have received	5	6	N/A	91.0%	91.9%	91.7%
% of Patients satisfied with the time they had to wait for an appointment	6	6	N/A	87.5%	88.7%	88.0%

* This is based on patients treated on this contract for their most recent course of treatment. Figures in italics indicate the base number of FP17s or Patient Questionnaire responses are less than 100. N/A is shown where the base number of responses is less than 10 during the period. % is calculated as Quantity/Base number*100

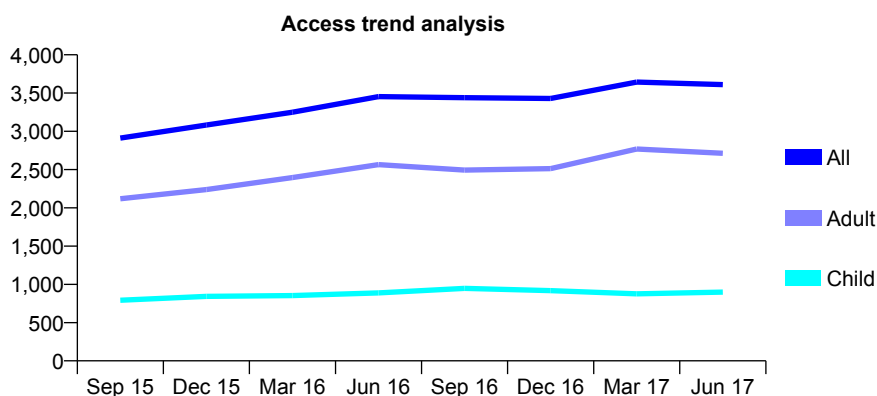
Q46 - Vital Signs At a Glance Contract Report for 729930/0001 - June 2017

Name or company name	MR RW BROWN
Contract type name	GDS Contract
Purpose of contract	General
Contract start date	01/04/2006
Contract end date	

17/18 Contracted general activity (UDA)	11,431
Carry forward general activity (UDA)	0
17/18 Contracted orthodontic activity (UOA)	0
Carry forward orthodontic activity (UOA)	0
Baseline contract value	£440,719.69

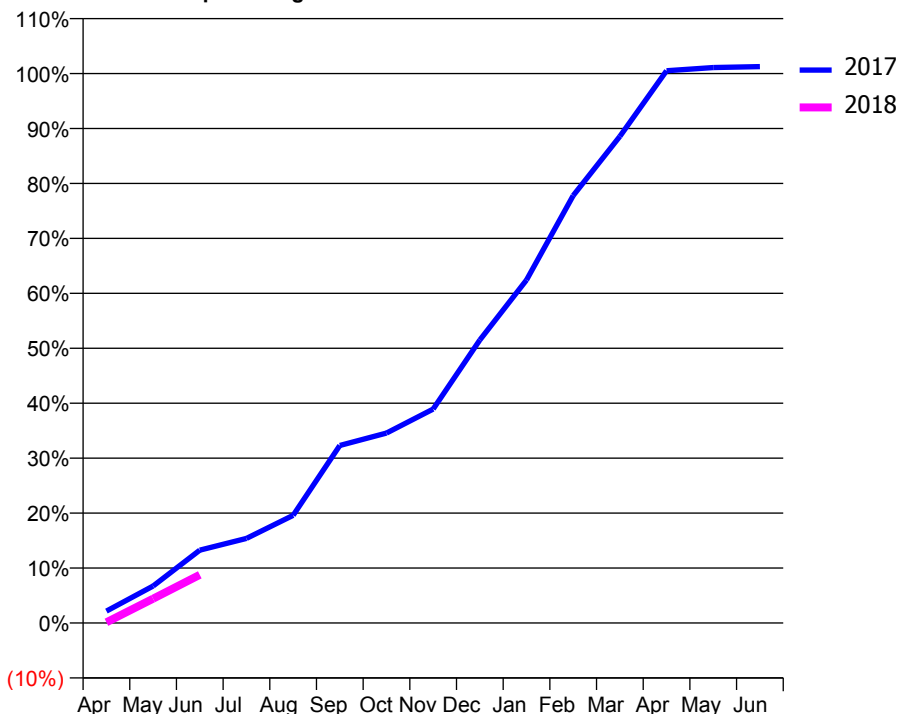
ACCESS*

Patients seen in 24 months	Total	Change since previous quarter
Quarter ending June 2016	3,453	
Quarter ending September 2016	3,440	→
Quarter ending December 2016	3,430	→
Quarter ending March 2017	3,644	↑
Quarter ending June 2017	3,610	→
Variance since June 2016	4.5%	↑



ACTIVITY

Cumulative percentage of contracted UDA delivered 2017 & 2018



Month	Adjusted Scheduled Activity (UDA)	
	2017	2018
April	247	14
May	769	506
June	1,515	1,004
July	1,761	
August	2,240	
September	3,695	
October	3,953	
November	4,450	
December	5,886	
January	7,136	
February	8,892	
March	10,123	
April	11,487	
May	11,554	
June	11,575	

QUALITY

	Quantity	Base Number	Contract	AT	Region	England
% of FP17s for the same patient ID Re-attending within 3 months - Children	1	170	0.6%	12.1%	13.0%	12.0%
% of FP17s for the same patient ID Re-attending within 3 months - Adults	4	364	1.1%	16.9%	16.6%	16.0%
% of FP17s for the same patient ID Re-attending between 3 & 9 months - Children	32	170	18.8%	57.7%	59.5%	58.0%
% of FP17s for the same patient ID Re-attending between 3 & 9 months - Adults	27	364	7.4%	51.0%	53.1%	50.9%
% of FP17s for Band 1 Urgent Courses	0	278	0.0%	10.6%	9.3%	9.1%
% of FP17s Relating to Free Repair or Replacements	0	278	0.0%	0.9%	1.0%	0.8%
% of FP17s Relating to Continuations	0	278	0.0%	1.1%	1.3%	1.1%
% of Patients satisfied with the dentistry they have received	1	1	N/A	91.0%	91.9%	91.7%
% of Patients satisfied with the time they had to wait for an appointment	1	1	N/A	87.5%	88.7%	88.0%

* This is based on patients treated on this contract for their most recent course of treatment. Figures in italics indicate the base number of FP17s or Patient Questionnaire responses are less than 100. N/A is shown where the base number of responses is less than 10 during the period. % is calculated as Quantity/Base number*100

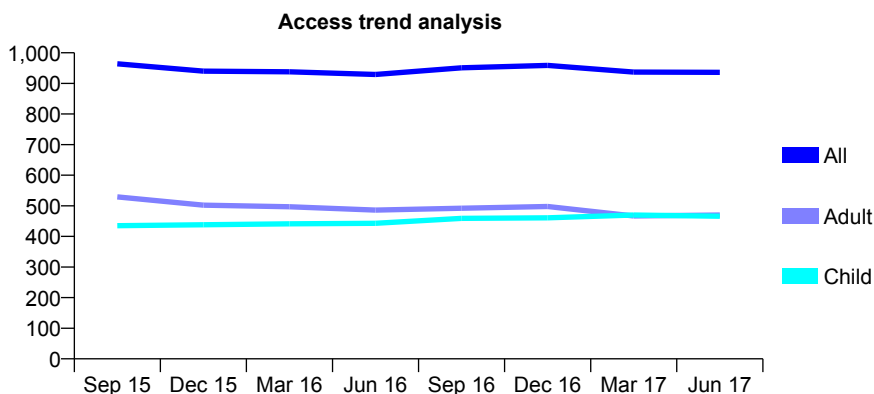
Q46 - Vital Signs At a Glance Contract Report for 731005/0001 - June 2017

Name or company name	MR JA COOPER
Contract type name	GDS Contract
Purpose of contract	General
Contract start date	01/04/2006
Contract end date	

17/18 Contracted general activity (UDA)	3,737
Carry forward general activity (UDA)	0
17/18 Contracted orthodontic activity (UOA)	0
Carry forward orthodontic activity (UOA)	0
Baseline contract value	£116,052.86

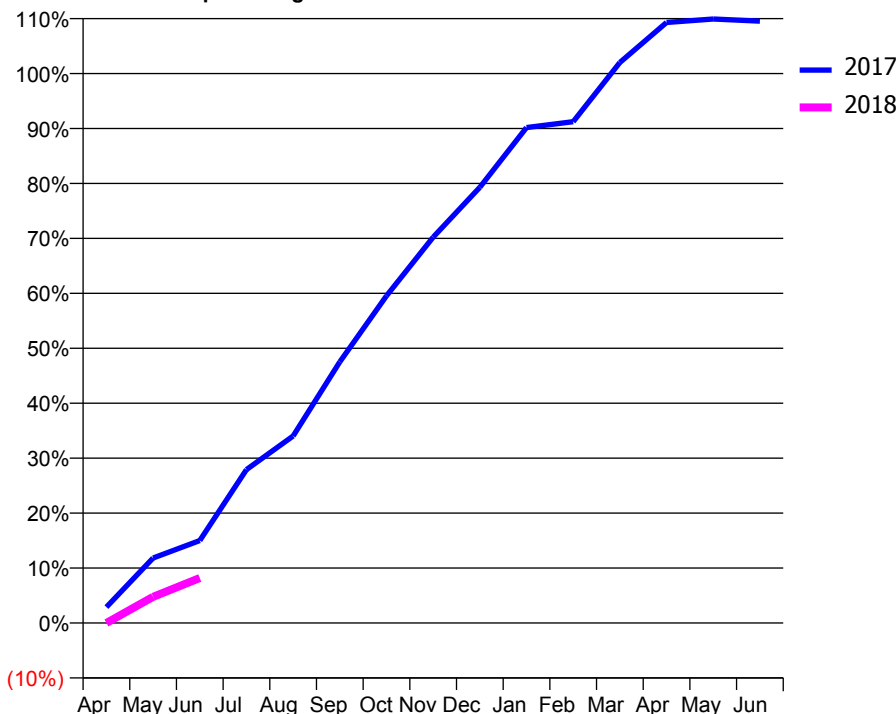
ACCESS*

Patients seen in 24 months	Total	Change since previous quarter
Quarter ending June 2016	929	
Quarter ending September 2016	951	↑
Quarter ending December 2016	959	→
Quarter ending March 2017	937	↓
Quarter ending June 2017	936	→
Variance since June 2016	0.8%	→



ACTIVITY

Cumulative percentage of contracted UDA delivered 2017 & 2018



Adjusted Scheduled Activity (UDA)

Month	2017	2018
April	109	0
May	442	179
June	561	306
July	1,043	
August	1,272	
September	1,776	
October	2,225	
November	2,624	
December	2,963	
January	3,369	
February	3,409	
March	3,812	
April	4,084	
May	4,108	
June	4,093	

QUALITY

	Quantity	Base Number	Contract	AT	Region	England
% of FP17s for the same patient ID Re-attending within 3 months - Children	15	139	10.8%	12.1%	13.0%	12.0%
% of FP17s for the same patient ID Re-attending within 3 months - Adults	22	111	19.8%	16.9%	16.6%	16.0%
% of FP17s for the same patient ID Re-attending between 3 & 9 months - Children	78	139	56.1%	57.7%	59.5%	58.0%
% of FP17s for the same patient ID Re-attending between 3 & 9 months - Adults	40	111	36.0%	51.0%	53.1%	50.9%
% of FP17s for Band 1 Urgent Courses	19	111	17.1%	10.6%	9.3%	9.1%
% of FP17s Relating to Free Repair or Replacements	0	111	0.0%	0.9%	1.0%	0.8%
% of FP17s Relating to Continuations	0	111	0.0%	1.1%	1.3%	1.1%
% of Patients satisfied with the dentistry they have received	0	0	N/A	91.0%	91.9%	91.7%
% of Patients satisfied with the time they had to wait for an appointment	0	0	N/A	87.5%	88.7%	88.0%

* This is based on patients treated on this contract for their most recent course of treatment. Figures in italics indicate the base number of FP17s or Patient Questionnaire responses are less than 100. N/A is shown where the base number of responses is less than 10 during the period. % is calculated as Quantity/Base number*100

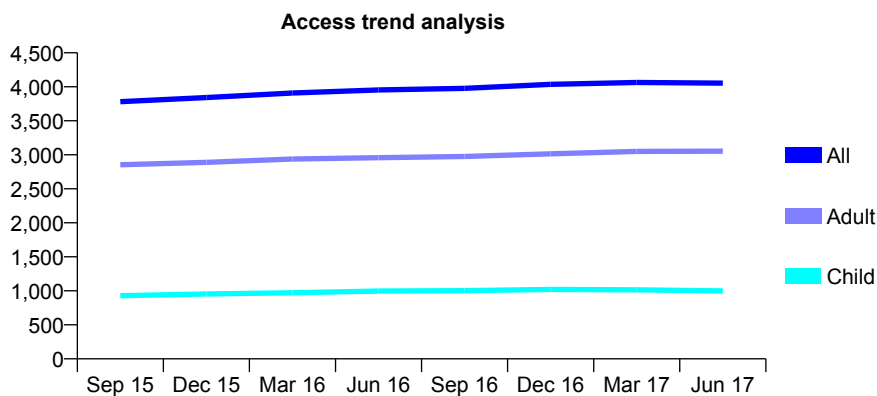
Q46 - Vital Signs At a Glance Contract Report for 732192/0003 - June 2017

Name or company name	Red Rose Dental Group
Contract type name	GDS Contract
Purpose of contract	General
Contract start date	01/04/2006
Contract end date	

17/18 Contracted general activity (UDA)	11,959
Carry forward general activity (UDA)	0
17/18 Contracted orthodontic activity (UOA)	0
Carry forward orthodontic activity (UOA)	0
Baseline contract value	£353,958.48

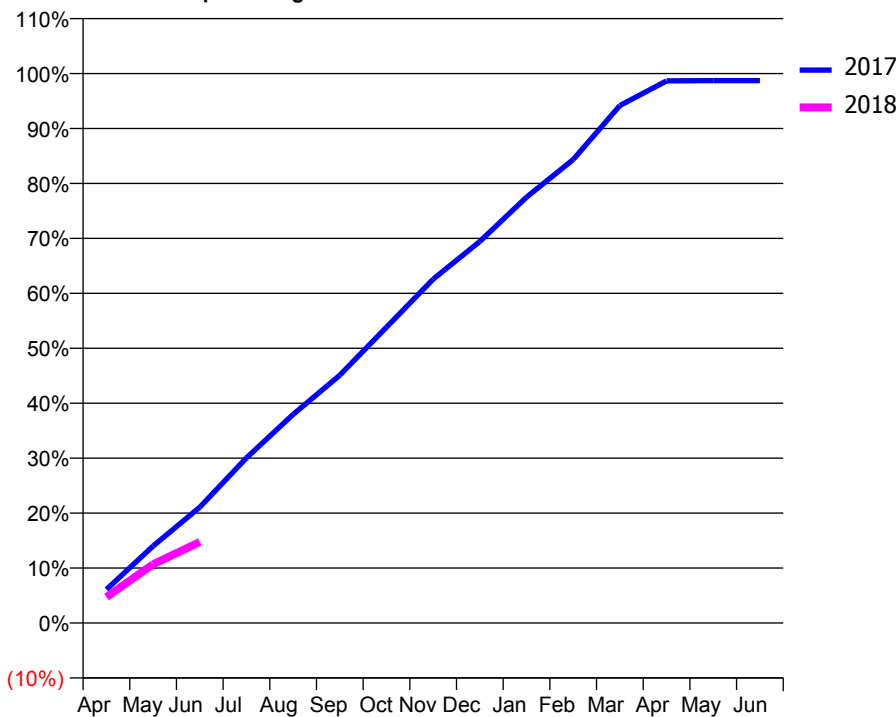
ACCESS*

Patients seen in 24 months	Total	Change since previous quarter
Quarter ending June 2016	3,954	
Quarter ending September 2016	3,977	→
Quarter ending December 2016	4,036	→
Quarter ending March 2017	4,064	→
Quarter ending June 2017	4,053	→
Variance since June 2016	2.5%	↑



ACTIVITY

Cumulative percentage of contracted UDA delivered 2017 & 2018



Month	Adjusted Scheduled Activity (UDA)	
	2017	2018
April	731	564
May	1,677	1,280
June	2,520	1,764
July	3,593	
August	4,541	
September	5,393	
October	6,438	
November	7,484	
December	8,303	
January	9,268	
February	10,088	
March	11,260	
April	11,799	
May	11,803	
June	11,803	

QUALITY

	Quantity	Base Number	Contract	AT	Region	England
% of FP17s for the same patient ID Re-attending within 3 months - Children	29	336	8.6%	12.1%	13.0%	12.0%
% of FP17s for the same patient ID Re-attending within 3 months - Adults	126	885	14.2%	16.9%	16.6%	16.0%
% of FP17s for the same patient ID Re-attending between 3 & 9 months - Children	195	336	58.0%	57.7%	59.5%	58.0%
% of FP17s for the same patient ID Re-attending between 3 & 9 months - Adults	421	885	47.6%	51.0%	53.1%	50.9%
% of FP17s for Band 1 Urgent Courses	101	977	10.3%	10.6%	9.3%	9.1%
% of FP17s Relating to Free Repair or Replacements	10	977	1.0%	0.9%	1.0%	0.8%
% of FP17s Relating to Continuations	15	977	1.5%	1.1%	1.3%	1.1%
% of Patients satisfied with the dentistry they have received	4	4	N/A	91.0%	91.9%	91.7%
% of Patients satisfied with the time they had to wait for an appointment	4	4	N/A	87.5%	88.7%	88.0%

* This is based on patients treated on this contract for their most recent course of treatment. Figures in italics indicate the base number of FP17s or Patient Questionnaire responses are less than 100. N/A is shown where the base number of responses is less than 10 during the period. % is calculated as Quantity/Base number*100

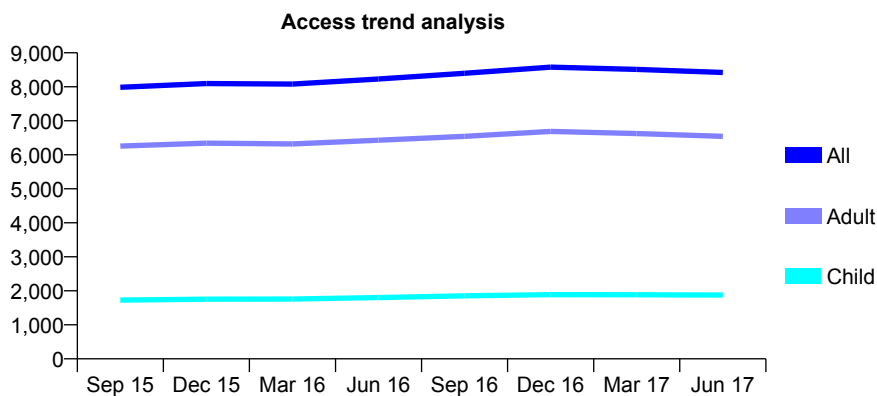
Q46 - Vital Signs At a Glance Contract Report for 732192/0004 - June 2017

Name or company name	Red Rose Dental Group
Contract type name	GDS Contract
Purpose of contract	General
Contract start date	01/10/2007
Contract end date	

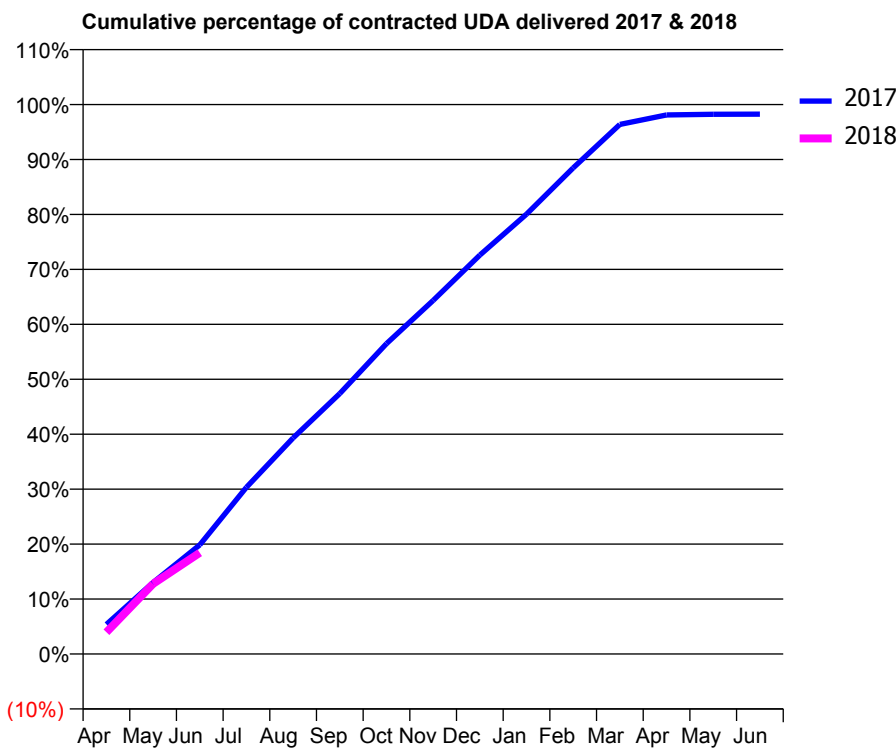
17/18 Contracted general activity (UDA)	21,384
Carry forward general activity (UDA)	0
17/18 Contracted orthodontic activity (UOA)	0
Carry forward orthodontic activity (UOA)	0
Baseline contract value	£632,916.10

ACCESS*

Patients seen in 24 months	Total	Change since previous quarter
Quarter ending June 2016	8,229	
Quarter ending September 2016	8,399	↑
Quarter ending December 2016	8,577	↑
Quarter ending March 2017	8,513	→
Quarter ending June 2017	8,421	↓
Variance since June 2016	2.3%	↑



ACTIVITY



Month	Adjusted Scheduled Activity (UDA)	
	2017	2018
April	1,153	846
May	2,786	2,732
June	4,248	3,943
July	6,488	
August	8,410	
September	10,135	
October	12,078	
November	13,762	
December	15,524	
January	17,115	
February	18,915	
March	20,608	
April	20,975	
May	21,001	
June	21,006	

QUALITY

	Quantity	Base Number	Contract	AT	Region	England
% of FP17s for the same patient ID Re-attending within 3 months - Children	40	571	7.0%	12.1%	13.0%	12.0%
% of FP17s for the same patient ID Re-attending within 3 months - Adults	295	1,791	16.5%	16.9%	16.6%	16.0%
% of FP17s for the same patient ID Re-attending between 3 & 9 months - Children	297	571	52.0%	57.7%	59.5%	58.0%
% of FP17s for the same patient ID Re-attending between 3 & 9 months - Adults	935	1,791	52.2%	51.0%	53.1%	50.9%
% of FP17s for Band 1 Urgent Courses	148	2,153	6.9%	10.6%	9.3%	9.1%
% of FP17s Relating to Free Repair or Replacements	18	2,153	0.8%	0.9%	1.0%	0.8%
% of FP17s Relating to Continuations	72	2,153	3.3%	1.1%	1.3%	1.1%
% of Patients satisfied with the dentistry they have received	9	10	90.0%	91.0%	91.9%	91.7%
% of Patients satisfied with the time they had to wait for an appointment	10	10	100.0%	87.5%	88.7%	88.0%

* This is based on patients treated on this contract for their most recent course of treatment. Figures in italics indicate the base number of FP17s or Patient Questionnaire responses are less than 100. N/A is shown where the base number of responses is less than 10 during the period. % is calculated as Quantity/Base number*100

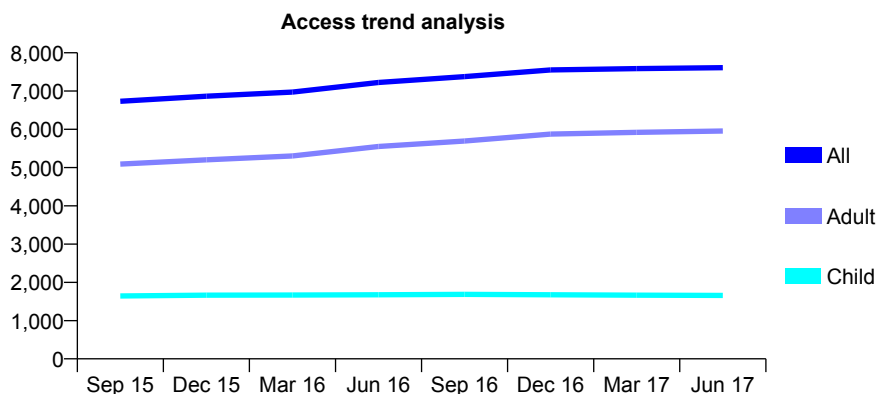
Q46 - Vital Signs At a Glance Contract Report for 732494/0001 - June 2017

Name or company name	David Gill and Associates Partnership
Contract type name	GDS Contract
Purpose of contract	General
Contract start date	01/04/2006
Contract end date	

17/18 Contracted general activity (UDA)	21,547
Carry forward general activity (UDA)	0
17/18 Contracted orthodontic activity (UOA)	0
Carry forward orthodontic activity (UOA)	0
Baseline contract value	£537,952.75

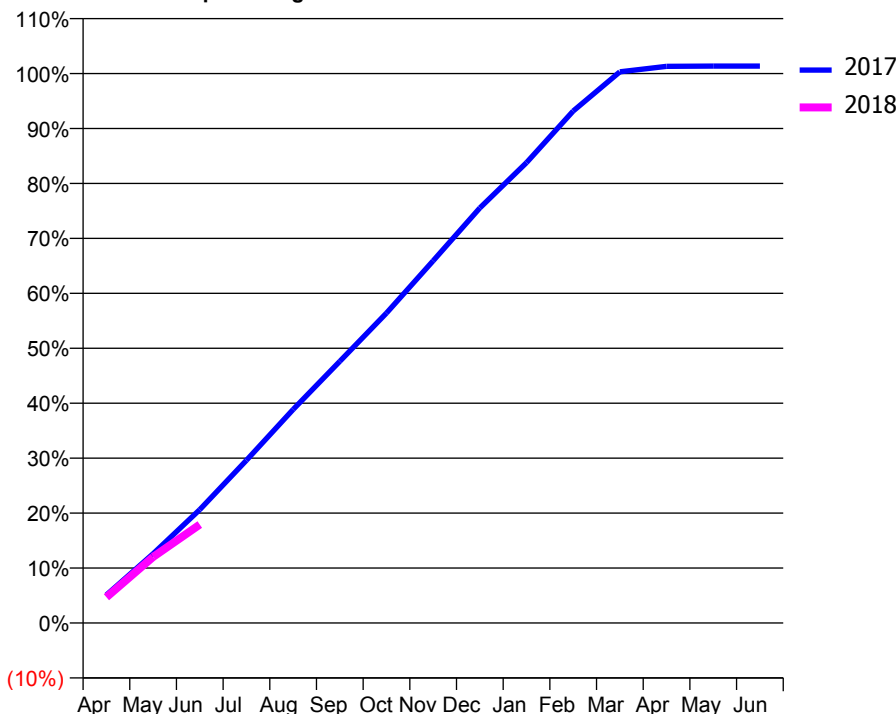
ACCESS*

Patients seen in 24 months	Total	Change since previous quarter
Quarter ending June 2016	7,226	
Quarter ending September 2016	7,379	↑
Quarter ending December 2016	7,551	↑
Quarter ending March 2017	7,588	→
Quarter ending June 2017	7,613	→
Variance since June 2016	5.4%	↑



ACTIVITY

Cumulative percentage of contracted UDA delivered 2017 & 2018



Adjusted Scheduled Activity (UDA)		
Month	2017	2018
April	1,103	1,013
May	2,715	2,589
June	4,445	3,861
July	6,384	
August	8,372	
September	10,260	
October	12,156	
November	14,203	
December	16,275	
January	18,052	
February	20,074	
March	21,615	
April	21,829	
May	21,836	
June	21,837	

QUALITY

	Quantity	Base Number	Contract	AT	Region	England
% of FP17s for the same patient ID Re-attending within 3 months - Children	136	811	16.8%	12.1%	13.0%	12.0%
% of FP17s for the same patient ID Re-attending within 3 months - Adults	190	1,750	10.9%	16.9%	16.6%	16.0%
% of FP17s for the same patient ID Re-attending between 3 & 9 months - Children	565	811	69.7%	57.7%	59.5%	58.0%
% of FP17s for the same patient ID Re-attending between 3 & 9 months - Adults	1,236	1,750	70.6%	51.0%	53.1%	50.9%
% of FP17s for Band 1 Urgent Courses	71	2,432	2.9%	10.6%	9.3%	9.1%
% of FP17s Relating to Free Repair or Replacements	16	2,432	0.7%	0.9%	1.0%	0.8%
% of FP17s Relating to Continuations	2	2,432	0.1%	1.1%	1.3%	1.1%
% of Patients satisfied with the dentistry they have received	14	14	100.0%	91.0%	91.9%	91.7%
% of Patients satisfied with the time they had to wait for an appointment	13	14	92.9%	87.5%	88.7%	88.0%

* This is based on patients treated on this contract for their most recent course of treatment. Figures in italics indicate the base number of FP17s or Patient Questionnaire responses are less than 100. N/A is shown where the base number of responses is less than 10 during the period. % is calculated as Quantity/Base number*100

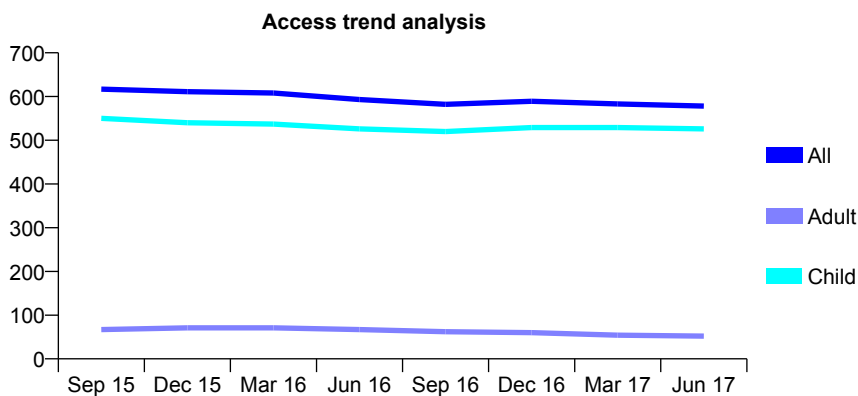
Q46 - Vital Signs At a Glance Contract Report for 732710/0001 - June 2017

Name or company name	MRS DE SLOANE
Contract type name	GDS Contract
Purpose of contract	General
Contract start date	01/04/2006
Contract end date	

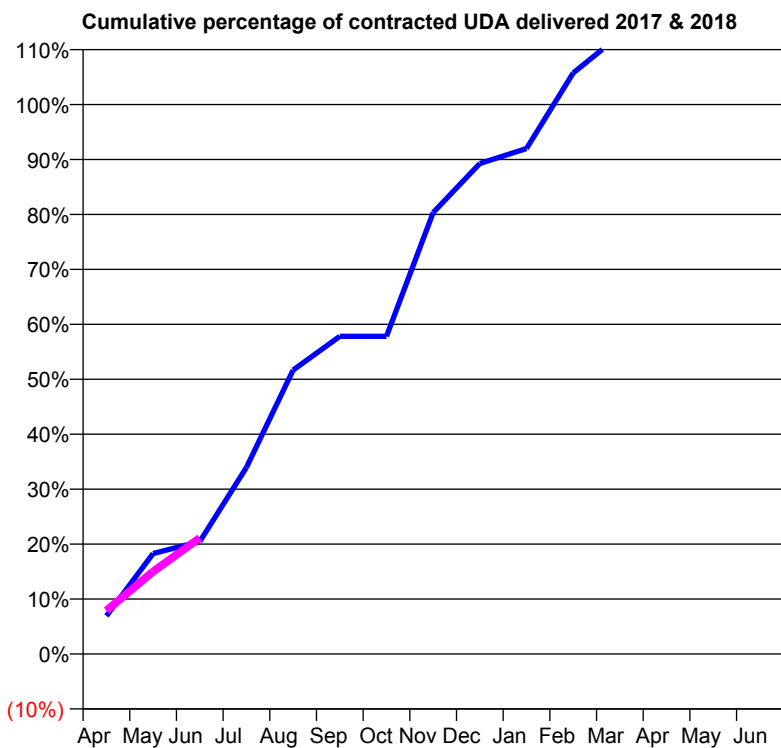
17/18 Contracted general activity (UDA)	923
Carry forward general activity (UDA)	0
17/18 Contracted orthodontic activity (UOA)	0
Carry forward orthodontic activity (UOA)	0
Baseline contract value	£22,826.45

ACCESS*

Patients seen in 24 months	Total	Change since previous quarter
Quarter ending June 2016	593	
Quarter ending September 2016	582	↓
Quarter ending December 2016	589	→
Quarter ending March 2017	583	↓
Quarter ending June 2017	578	→
Variance since June 2016	(2.5%)	↓



ACTIVITY



Adjusted Scheduled Activity (UDA)		
Month	2017	2018
April	64	73
May	169	139
June	189	195
July	313	
August	477	
September	534	
October	534	
November	742	
December	824	
January	849	
February	976	
March	1,039	
April	1,159	
May	1,159	
June	1,159	

QUALITY

	Quantity	Base Number	Contract	AT	Region	England
% of FP17s for the same patient ID Re-attending within 3 months - Children	11	223	4.9%	12.1%	13.0%	12.0%
% of FP17s for the same patient ID Re-attending within 3 months - Adults	0	8	0.0%	16.9%	16.6%	16.0%
% of FP17s for the same patient ID Re-attending between 3 & 9 months - Children	172	223	77.1%	57.7%	59.5%	58.0%
% of FP17s for the same patient ID Re-attending between 3 & 9 months - Adults	6	8	75.0%	51.0%	53.1%	50.9%
% of FP17s for Band 1 Urgent Courses	5	148	3.4%	10.6%	9.3%	9.1%
% of FP17s Relating to Free Repair or Replacements	0	148	0.0%	0.9%	1.0%	0.8%
% of FP17s Relating to Continuations	0	148	0.0%	1.1%	1.3%	1.1%
% of Patients satisfied with the dentistry they have received	0	0	N/A	91.0%	91.9%	91.7%
% of Patients satisfied with the time they had to wait for an appointment	0	0	N/A	87.5%	88.7%	88.0%

* This is based on patients treated on this contract for their most recent course of treatment. Figures in italics indicate the base number of FP17s or Patient Questionnaire responses are less than 100. N/A is shown where the base number of responses is less than 10 during the period. % is calculated as Quantity/Base number*100

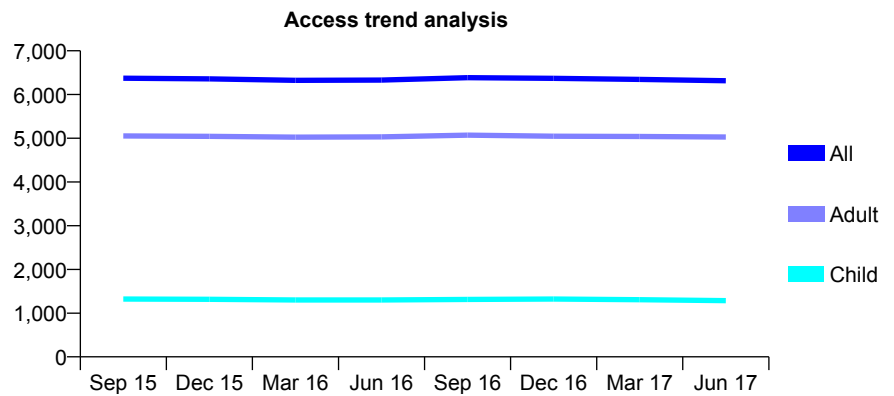
Q46 - Vital Signs At a Glance Contract Report for 738395/0001 - June 2017

Name or company name	MR DM HARPER
Contract type name	GDS Contract
Purpose of contract	General and Orthodontic
Contract start date	01/04/2006
Contract end date	

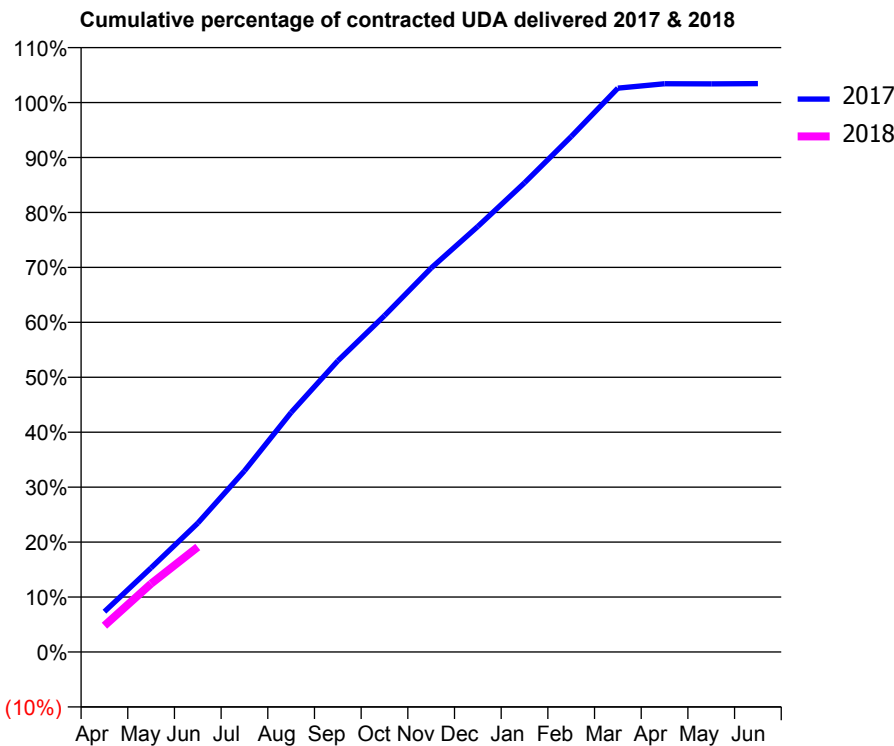
17/18 Contracted general activity (UDA)	18,039
Carry forward general activity (UDA)	0
17/18 Contracted orthodontic activity (UOA)	0
Carry forward orthodontic activity (UOA)	0
Baseline contract value	£564,316.42

ACCESS*

Patients seen in 24 months	Total	Change since previous quarter
Quarter ending June 2016	6,331	
Quarter ending September 2016	6,385	→
Quarter ending December 2016	6,369	→
Quarter ending March 2017	6,346	→
Quarter ending June 2017	6,314	→
Variance since June 2016	(0.3%)	→



ACTIVITY



Month	Adjusted Scheduled Activity (UDA)	
	2017	2018
April	1,333	864
May	2,780	2,243
June	4,255	3,448
July	5,979	
August	7,908	
September	9,609	
October	11,102	
November	12,676	
December	14,050	
January	15,488	
February	17,014	
March	18,614	
April	18,757	
May	18,755	
June	18,763	

QUALITY

	Quantity	Base Number	Contract	AT	Region	England
% of FP17s for the same patient ID Re-attending within 3 months - Children	27	424	6.4%	12.1%	13.0%	12.0%
% of FP17s for the same patient ID Re-attending within 3 months - Adults	193	1,510	12.8%	16.9%	16.6%	16.0%
% of FP17s for the same patient ID Re-attending between 3 & 9 months - Children	287	424	67.7%	57.7%	59.5%	58.0%
% of FP17s for the same patient ID Re-attending between 3 & 9 months - Adults	916	1,510	60.7%	51.0%	53.1%	50.9%
% of FP17s for Band 1 Urgent Courses	206	1,819	11.3%	10.6%	9.3%	9.1%
% of FP17s Relating to Free Repair or Replacements	16	1,819	0.9%	0.9%	1.0%	0.8%
% of FP17s Relating to Continuations	2	1,819	0.1%	1.1%	1.3%	1.1%
% of Patients satisfied with the dentistry they have received	8	8	N/A	91.0%	91.9%	91.7%
% of Patients satisfied with the time they had to wait for an appointment	6	8	N/A	87.5%	88.7%	88.0%

* This is based on patients treated on this contract for their most recent course of treatment. Figures in italics indicate the base number of FP17s or Patient Questionnaire responses are less than 100. N/A is shown where the base number of responses is less than 10 during the period. % is calculated as Quantity/Base number*100

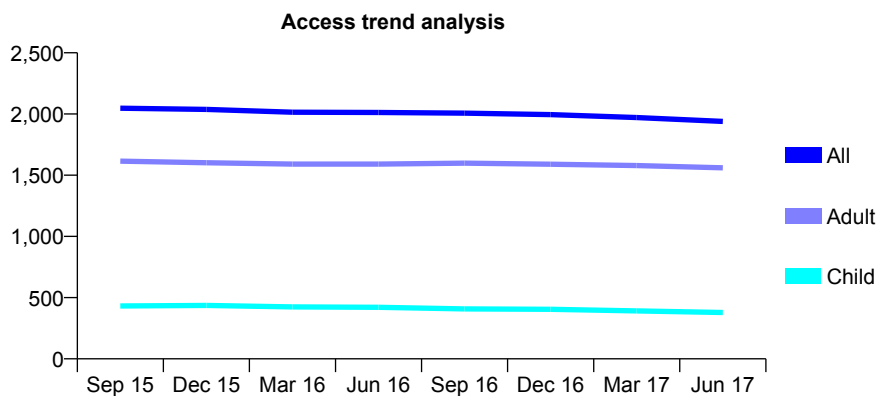
Q46 - Vital Signs At a Glance Contract Report for 738689/0001 - June 2017

Name or company name	MR ID HASKINS
Contract type name	GDS Contract
Purpose of contract	General
Contract start date	01/04/2006
Contract end date	

17/18 Contracted general activity (UDA)	5,000
Carry forward general activity (UDA)	0
17/18 Contracted orthodontic activity (UOA)	0
Carry forward orthodontic activity (UOA)	0
Baseline contract value	£115,366.60

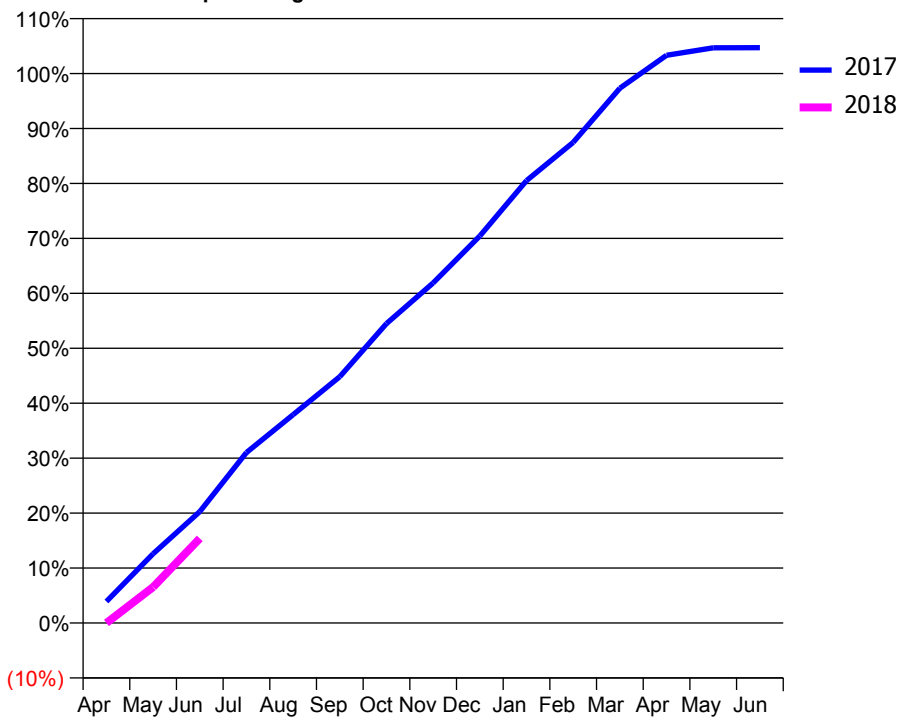
ACCESS*

Patients seen in 24 months	Total	Change since previous quarter
Quarter ending June 2016	2,012	
Quarter ending September 2016	2,007	→
Quarter ending December 2016	1,995	→
Quarter ending March 2017	1,971	↓
Quarter ending June 2017	1,939	↓
Variance since June 2016	(3.6%)	↓



ACTIVITY

Cumulative percentage of contracted UDA delivered 2017 & 2018



Adjusted Scheduled Activity (UDA)

Month	2017	2018
April	196	0
May	630	327
June	1,014	770
July	1,551	
August	1,896	
September	2,241	
October	2,725	
November	3,094	
December	3,521	
January	4,025	
February	4,373	
March	4,867	
April	5,166	
May	5,234	
June	5,235	

QUALITY

	Quantity	Base Number	Contract	AT	Region	England
% of FP17s for the same patient ID Re-attending within 3 months - Children	3	142	2.1%	12.1%	13.0%	12.0%
% of FP17s for the same patient ID Re-attending within 3 months - Adults	103	534	19.3%	16.9%	16.6%	16.0%
% of FP17s for the same patient ID Re-attending between 3 & 9 months - Children	89	142	62.7%	57.7%	59.5%	58.0%
% of FP17s for the same patient ID Re-attending between 3 & 9 months - Adults	313	534	58.6%	51.0%	53.1%	50.9%
% of FP17s for Band 1 Urgent Courses	33	452	7.3%	10.6%	9.3%	9.1%
% of FP17s Relating to Free Repair or Replacements	10	452	2.2%	0.9%	1.0%	0.8%
% of FP17s Relating to Continuations	7	452	1.5%	1.1%	1.3%	1.1%
% of Patients satisfied with the dentistry they have received	0	0	N/A	91.0%	91.9%	91.7%
% of Patients satisfied with the time they had to wait for an appointment	0	0	N/A	87.5%	88.7%	88.0%

* This is based on patients treated on this contract for their most recent course of treatment. Figures in italics indicate the base number of FP17s or Patient Questionnaire responses are less than 100. N/A is shown where the base number of responses is less than 10 during the period. % is calculated as Quantity/Base number*100

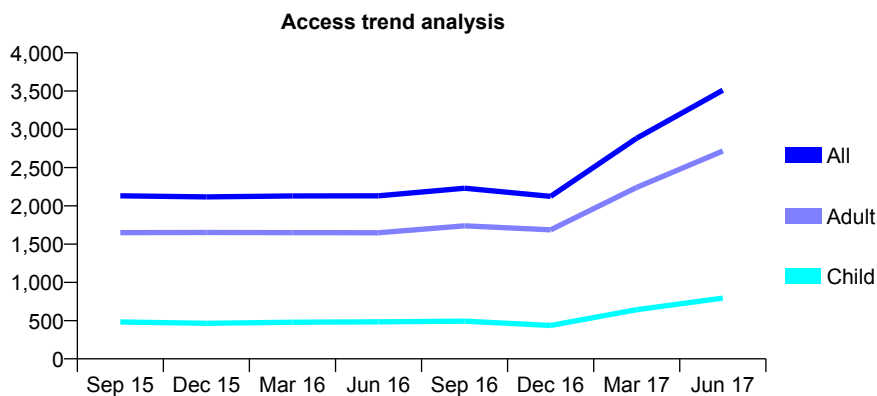
Q46 - Vital Signs At a Glance Contract Report for 739650/0001 - June 2017

Name or company name	Ms G Midha
Contract type name	GDS Contract
Purpose of contract	General
Contract start date	01/04/2006
Contract end date	

17/18 Contracted general activity (UDA)	16,034
Carry forward general activity (UDA)	0
17/18 Contracted orthodontic activity (UOA)	0
Carry forward orthodontic activity (UOA)	0
Baseline contract value	£369,159.36

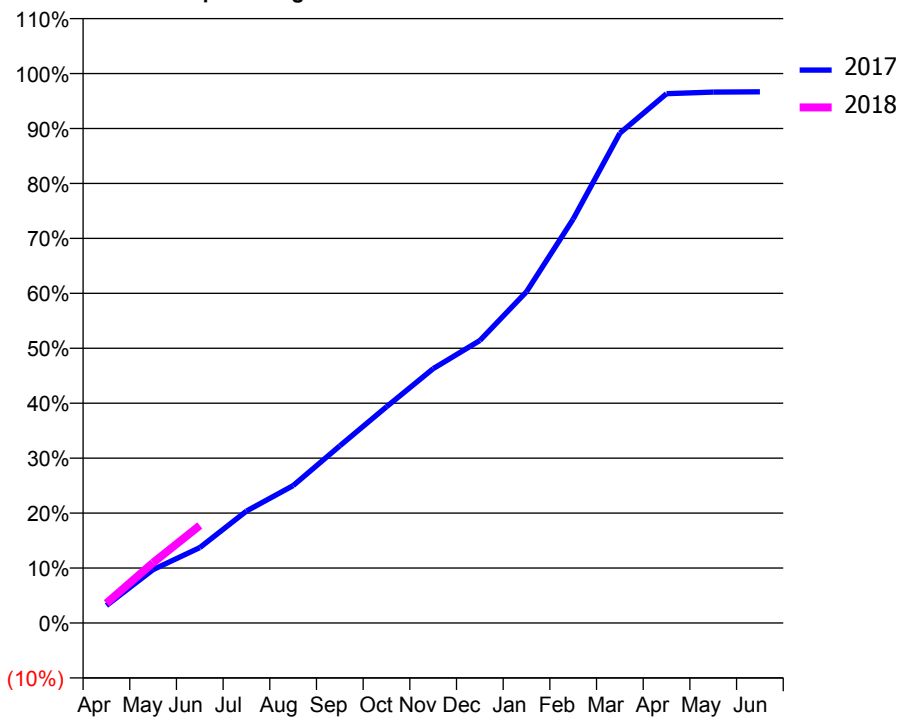
ACCESS*

Patients seen in 24 months	Total	Change since previous quarter
Quarter ending June 2016	2,131	
Quarter ending September 2016	2,230	↑
Quarter ending December 2016	2,123	↓
Quarter ending March 2017	2,883	↑
Quarter ending June 2017	3,511	↑
Variance since June 2016	64.8%	↑



ACTIVITY

Cumulative percentage of contracted UDA delivered 2017 & 2018



Month	Adjusted Scheduled Activity (UDA)	
	2017	2018
April	323	577
May	985	1,762
June	1,391	2,844
July	2,064	
August	2,535	
September	3,267	
October	3,988	
November	4,693	
December	5,210	
January	6,111	
February	7,451	
March	9,037	
April	9,765	
May	9,794	
June	9,798	

QUALITY

	Quantity	Base Number	Contract	AT	Region	England
% of FP17s for the same patient ID Re-attending within 3 months - Children	34	341	10.0%	12.1%	13.0%	12.0%
% of FP17s for the same patient ID Re-attending within 3 months - Adults	322	1,318	24.4%	16.9%	16.6%	16.0%
% of FP17s for the same patient ID Re-attending between 3 & 9 months - Children	82	341	24.0%	57.7%	59.5%	58.0%
% of FP17s for the same patient ID Re-attending between 3 & 9 months - Adults	339	1,318	25.7%	51.0%	53.1%	50.9%
% of FP17s for Band 1 Urgent Courses	277	1,364	20.3%	10.6%	9.3%	9.1%
% of FP17s Relating to Free Repair or Replacements	10	1,364	0.7%	0.9%	1.0%	0.8%
% of FP17s Relating to Continuations	25	1,364	1.8%	1.1%	1.3%	1.1%
% of Patients satisfied with the dentistry they have received	0	0	N/A	91.0%	91.9%	91.7%
% of Patients satisfied with the time they had to wait for an appointment	0	0	N/A	87.5%	88.7%	88.0%

* This is based on patients treated on this contract for their most recent course of treatment. Figures in italics indicate the base number of FP17s or Patient Questionnaire responses are less than 100. N/A is shown where the base number of responses is less than 10 during the period. % is calculated as Quantity/Base number*100

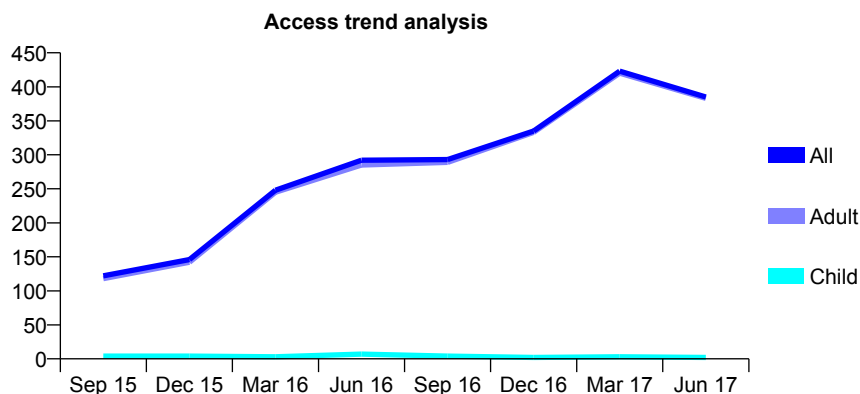
Q46 - Vital Signs At a Glance Contract Report for 741582/0001 - June 2017

Name or company name	Red Rose Dental Group
Contract type name	PDS Contract
Purpose of contract	General
Contract start date	01/09/2007
Contract end date	31/03/2019

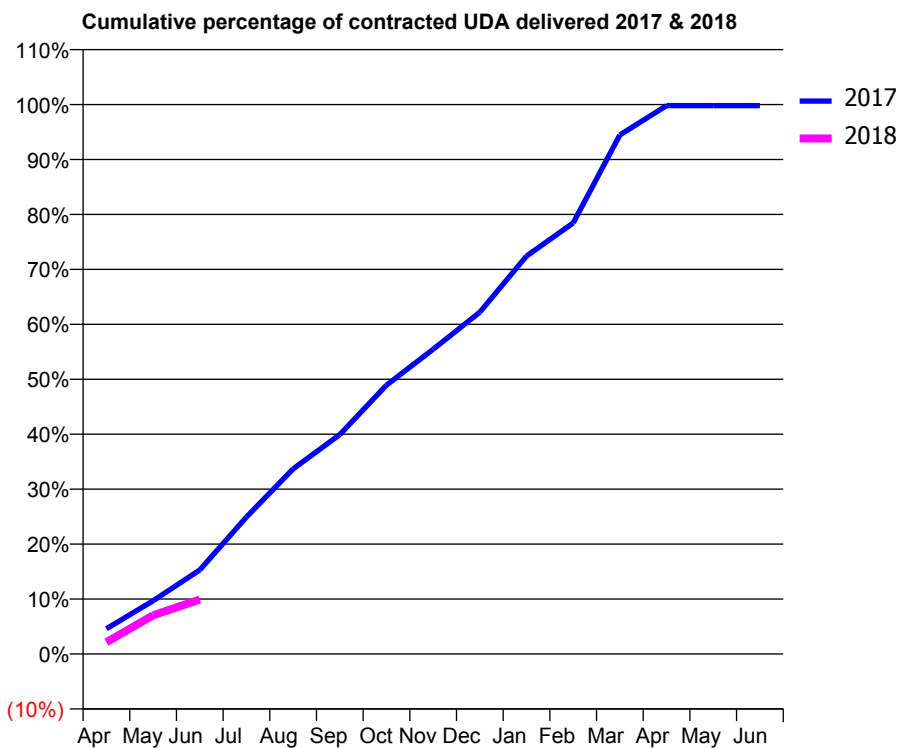
17/18 Contracted general activity (UDA)	1,392
Carry forward general activity (UDA)	0
17/18 Contracted orthodontic activity (UOA)	0
Carry forward orthodontic activity (UOA)	0
Baseline contract value	£250,666.67

ACCESS*

Patients seen in 24 months	Total	Change since previous quarter
Quarter ending June 2016	292	
Quarter ending September 2016	293	→
Quarter ending December 2016	335	↑
Quarter ending March 2017	423	↑
Quarter ending June 2017	385	↓
Variance since June 2016	31.8%	↑



ACTIVITY



Month	Adjusted Scheduled Activity (UDA)	
	2017	2018
April	64	30
May	135	98
June	213	138
July	347	
August	469	
September	556	
October	681	
November	772	
December	866	
January	1,008	
February	1,092	
March	1,315	
April	1,389	
May	1,389	
June	1,389	

QUALITY

	Quantity	Base Number	Contract	AT	Region	England
% of FP17s for the same patient ID Re-attending within 3 months - Children	0	0	N/A	12.1%	13.0%	12.0%
% of FP17s for the same patient ID Re-attending within 3 months - Adults	7	84	8.3%	16.9%	16.6%	16.0%
% of FP17s for the same patient ID Re-attending between 3 & 9 months - Children	0	0	N/A	57.7%	59.5%	58.0%
% of FP17s for the same patient ID Re-attending between 3 & 9 months - Adults	0	84	0.0%	51.0%	53.1%	50.9%
% of FP17s for Band 1 Urgent Courses	0	54	0.0%	10.6%	9.3%	9.1%
% of FP17s Relating to Free Repair or Replacements	0	54	0.0%	0.9%	1.0%	0.8%
% of FP17s Relating to Continuations	0	54	0.0%	1.1%	1.3%	1.1%
% of Patients satisfied with the dentistry they have received	0	0	N/A	91.0%	91.9%	91.7%
% of Patients satisfied with the time they had to wait for an appointment	0	0	N/A	87.5%	88.7%	88.0%

* This is based on patients treated on this contract for their most recent course of treatment. Figures in italics indicate the base number of FP17s or Patient Questionnaire responses are less than 100. N/A is shown where the base number of responses is less than 10 during the period. % is calculated as Quantity/Base number*100

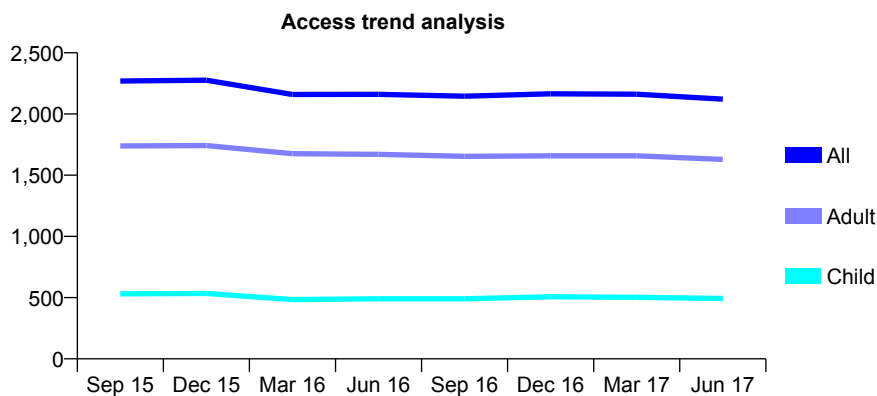
Q46 - Vital Signs At a Glance Contract Report for 742422/0001 - June 2017

Name or company name	MRS JM MASON
Contract type name	GDS Contract
Purpose of contract	General
Contract start date	01/04/2006
Contract end date	

17/18 Contracted general activity (UDA)	7,226
Carry forward general activity (UDA)	0
17/18 Contracted orthodontic activity (UOA)	0
Carry forward orthodontic activity (UOA)	0
Baseline contract value	£172,407.19

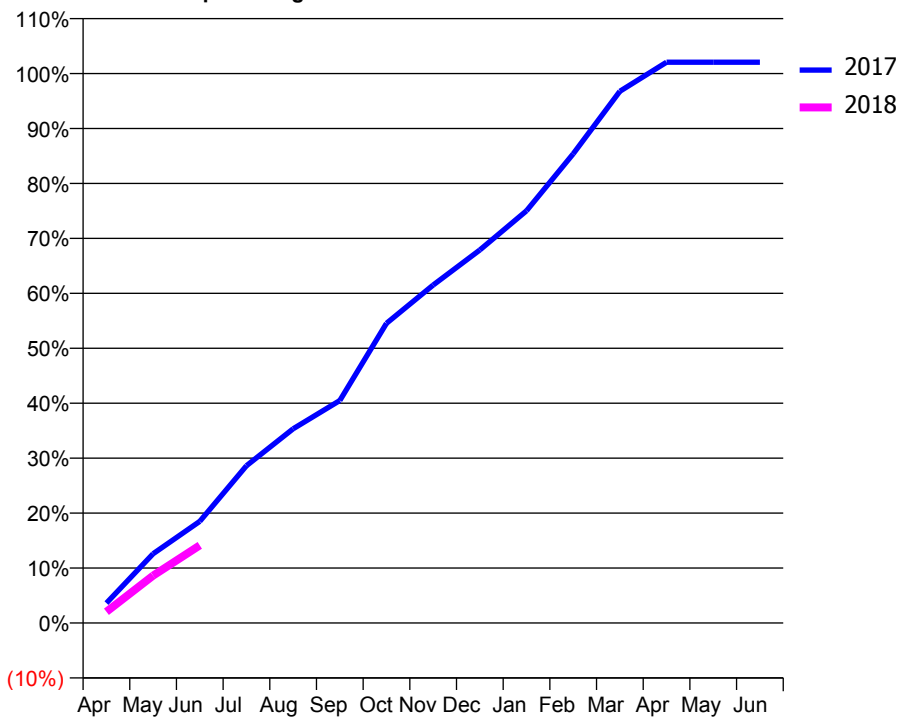
ACCESS*

Patients seen in 24 months	Total	Change since previous quarter
Quarter ending June 2016	2,161	
Quarter ending September 2016	2,145	→
Quarter ending December 2016	2,165	→
Quarter ending March 2017	2,162	→
Quarter ending June 2017	2,122	↓
Variance since June 2016	(1.8%)	↓



ACTIVITY

Cumulative percentage of contracted UDA delivered 2017 & 2018



Adjusted Scheduled Activity (UDA)

Month	2017	2018
April	262	148
May	912	623
June	1,336	1,022
July	2,069	
August	2,553	
September	2,925	
October	3,940	
November	4,444	
December	4,906	
January	5,422	
February	6,170	
March	6,992	
April	7,374	
May	7,374	
June	7,374	

QUALITY

	Quantity	Base Number	Contract	AT	Region	England
% of FP17s for the same patient ID Re-attending within 3 months - Children	11	190	5.8%	12.1%	13.0%	12.0%
% of FP17s for the same patient ID Re-attending within 3 months - Adults	49	457	10.7%	16.9%	16.6%	16.0%
% of FP17s for the same patient ID Re-attending between 3 & 9 months - Children	125	190	65.8%	57.7%	59.5%	58.0%
% of FP17s for the same patient ID Re-attending between 3 & 9 months - Adults	270	457	59.1%	51.0%	53.1%	50.9%
% of FP17s for Band 1 Urgent Courses	38	485	7.8%	10.6%	9.3%	9.1%
% of FP17s Relating to Free Repair or Replacements	10	485	2.1%	0.9%	1.0%	0.8%
% of FP17s Relating to Continuations	2	485	0.4%	1.1%	1.3%	1.1%
% of Patients satisfied with the dentistry they have received	1	1	N/A	91.0%	91.9%	91.7%
% of Patients satisfied with the time they had to wait for an appointment	1	1	N/A	87.5%	88.7%	88.0%

* This is based on patients treated on this contract for their most recent course of treatment. Figures in italics indicate the base number of FP17s or Patient Questionnaire responses are less than 100. N/A is shown where the base number of responses is less than 10 during the period. % is calculated as Quantity/Base number*100

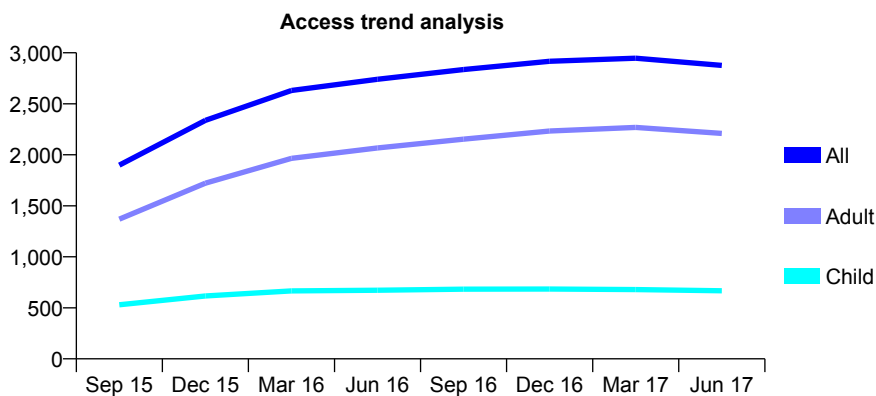
Q46 - Vital Signs At a Glance Contract Report for 746428/0001 - June 2017

Name or company name	MR EH BURKE
Contract type name	GDS Contract
Purpose of contract	General
Contract start date	01/03/2015
Contract end date	

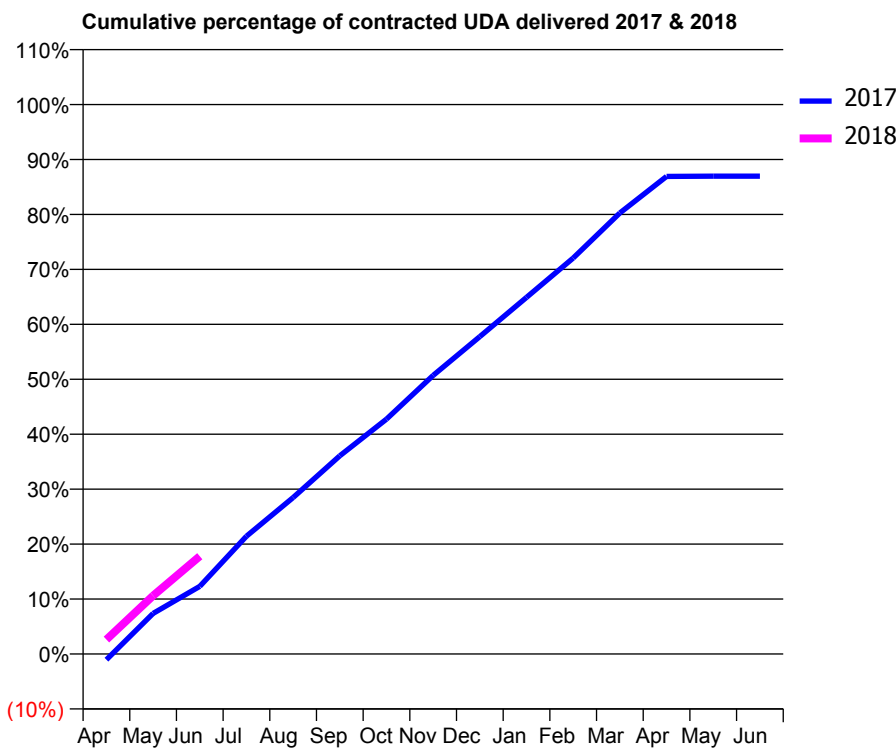
17/18 Contracted general activity (UDA)	8,718
Carry forward general activity (UDA)	0
17/18 Contracted orthodontic activity (UOA)	0
Carry forward orthodontic activity (UOA)	0
Baseline contract value	£274,286.15

ACCESS*

Patients seen in 24 months	Total	Change since previous quarter
Quarter ending June 2016	2,740	
Quarter ending September 2016	2,836	↑
Quarter ending December 2016	2,917	↑
Quarter ending March 2017	2,947	→
Quarter ending June 2017	2,877	↓
Variance since June 2016	5.0%	↑



ACTIVITY



Month	Adjusted Scheduled Activity (UDA)	
	2017	2018
April	-91	230
May	644	926
June	1,074	1,551
July	1,870	
August	2,482	
September	3,146	
October	3,727	
November	4,420	
December	5,037	
January	5,658	
February	6,283	
March	6,998	
April	7,577	
May	7,580	
June	7,580	

QUALITY

	Quantity	Base Number	Contract	AT	Region	England
% of FP17s for the same patient ID Re-attending within 3 months - Children	18	280	6.4%	12.1%	13.0%	12.0%
% of FP17s for the same patient ID Re-attending within 3 months - Adults	132	838	15.8%	16.9%	16.6%	16.0%
% of FP17s for the same patient ID Re-attending between 3 & 9 months - Children	210	280	75.0%	57.7%	59.5%	58.0%
% of FP17s for the same patient ID Re-attending between 3 & 9 months - Adults	505	838	60.3%	51.0%	53.1%	50.9%
% of FP17s for Band 1 Urgent Courses	41	855	4.8%	10.6%	9.3%	9.1%
% of FP17s Relating to Free Repair or Replacements	4	855	0.5%	0.9%	1.0%	0.8%
% of FP17s Relating to Continuations	17	855	2.0%	1.1%	1.3%	1.1%
% of Patients satisfied with the dentistry they have received	0	0	N/A	91.0%	91.9%	91.7%
% of Patients satisfied with the time they had to wait for an appointment	0	0	N/A	87.5%	88.7%	88.0%

* This is based on patients treated on this contract for their most recent course of treatment. Figures in italics indicate the base number of FP17s or Patient Questionnaire responses are less than 100. N/A is shown where the base number of responses is less than 10 during the period. % is calculated as Quantity/Base number*100

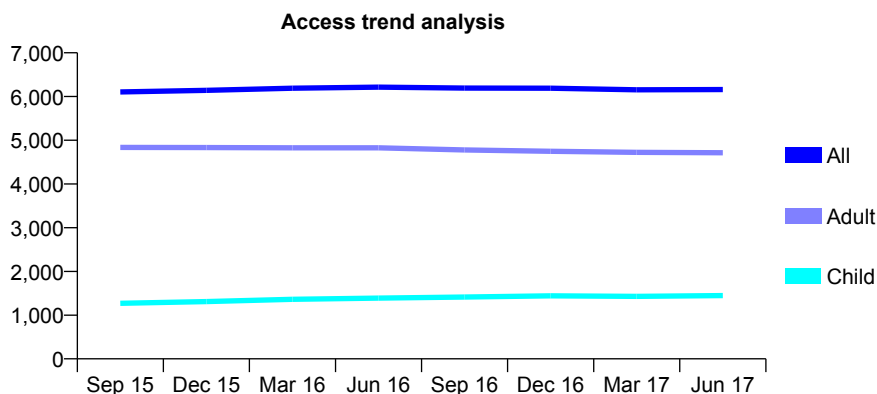
Q46 - Vital Signs At a Glance Contract Report for 749389/0001 - June 2017

Name or company name	MR PJ HUGHES
Contract type name	GDS Contract
Purpose of contract	General
Contract start date	01/02/2008
Contract end date	

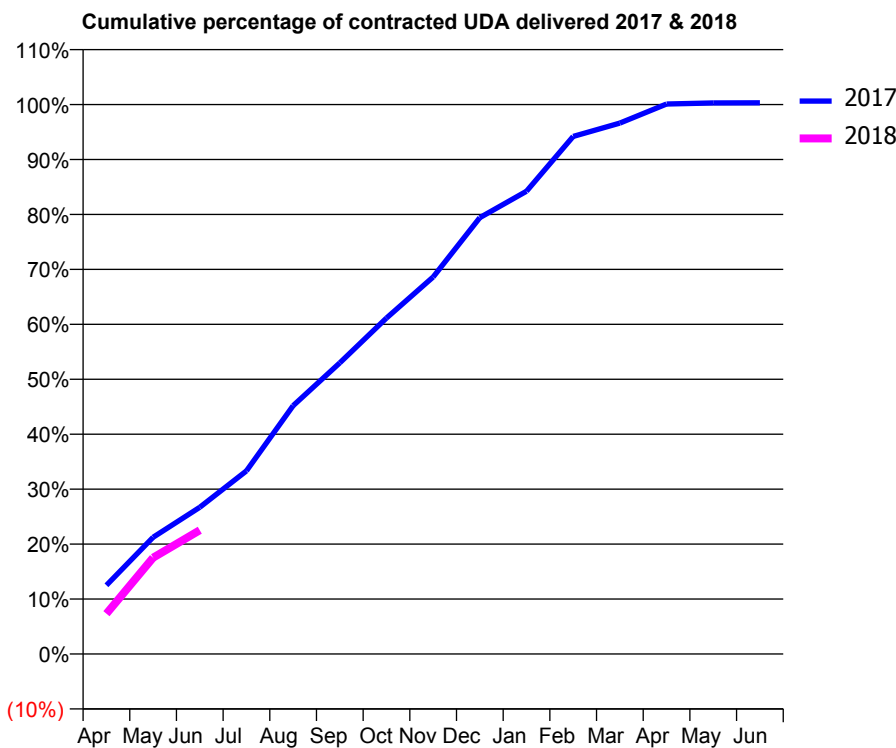
17/18 Contracted general activity (UDA)	15,643
Carry forward general activity (UDA)	0
17/18 Contracted orthodontic activity (UOA)	0
Carry forward orthodontic activity (UOA)	0
Baseline contract value	£419,431.30

ACCESS*

Patients seen in 24 months	Total	Change since previous quarter
Quarter ending June 2016	6,216	
Quarter ending September 2016	6,192	→
Quarter ending December 2016	6,190	→
Quarter ending March 2017	6,153	→
Quarter ending June 2017	6,161	→
Variance since June 2016	(0.9%)	→



ACTIVITY



Month	Adjusted Scheduled Activity (UDA)	
	2017	2018
April	1,955	1,149
May	3,325	2,744
June	4,178	3,525
July	5,216	
August	7,069	
September	8,290	
October	9,563	
November	10,733	
December	12,422	
January	13,176	
February	14,734	
March	15,114	
April	15,655	
May	15,689	
June	15,692	

QUALITY

	Quantity	Base Number	Contract	AT	Region	England
% of FP17s for the same patient ID Re-attending within 3 months - Children	28	552	5.1%	12.1%	13.0%	12.0%
% of FP17s for the same patient ID Re-attending within 3 months - Adults	240	1,865	12.9%	16.9%	16.6%	16.0%
% of FP17s for the same patient ID Re-attending between 3 & 9 months - Children	379	552	68.7%	57.7%	59.5%	58.0%
% of FP17s for the same patient ID Re-attending between 3 & 9 months - Adults	950	1,865	50.9%	51.0%	53.1%	50.9%
% of FP17s for Band 1 Urgent Courses	90	2,215	4.1%	10.6%	9.3%	9.1%
% of FP17s Relating to Free Repair or Replacements	36	2,215	1.6%	0.9%	1.0%	0.8%
% of FP17s Relating to Continuations	20	2,215	0.9%	1.1%	1.3%	1.1%
% of Patients satisfied with the dentistry they have received	5	5	N/A	91.0%	91.9%	91.7%
% of Patients satisfied with the time they had to wait for an appointment	5	5	N/A	87.5%	88.7%	88.0%

* This is based on patients treated on this contract for their most recent course of treatment. Figures in italics indicate the base number of FP17s or Patient Questionnaire responses are less than 100. N/A is shown where the base number of responses is less than 10 during the period. % is calculated as Quantity/Base number*100

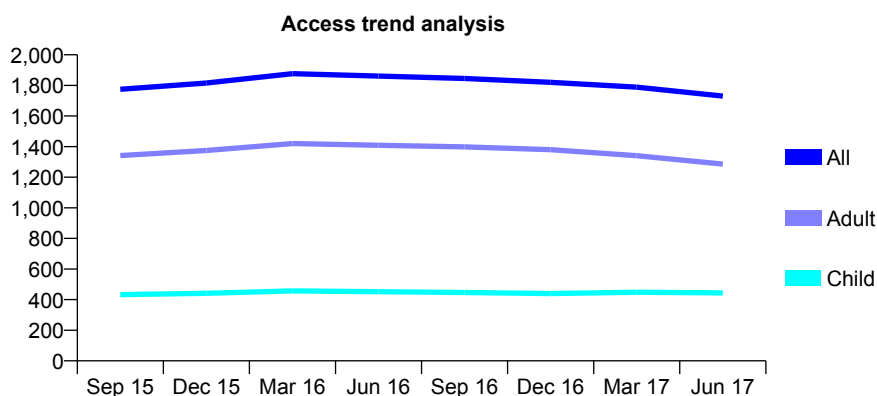
Q46 - Vital Signs At a Glance Contract Report for 749656/0004 - June 2017

Name or company name	MR R HUNTER-JAMES
Contract type name	GDS Contract
Purpose of contract	General
Contract start date	01/04/2006
Contract end date	

17/18 Contracted general activity (UDA)	5,777
Carry forward general activity (UDA)	0
17/18 Contracted orthodontic activity (UOA)	0
Carry forward orthodontic activity (UOA)	0
Baseline contract value	£154,475.31

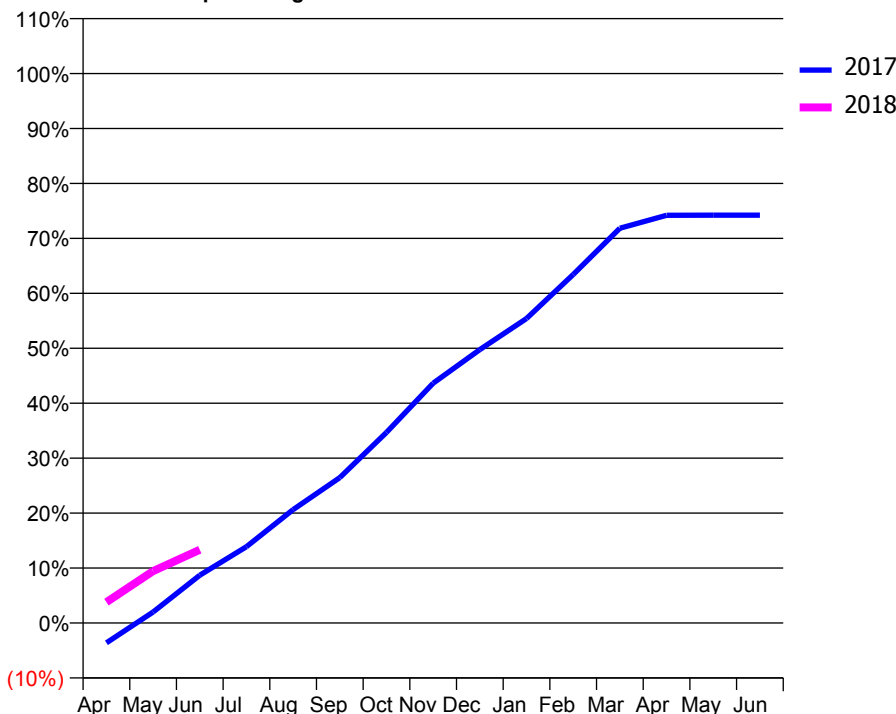
ACCESS*

Patients seen in 24 months	Total	Change since previous quarter
Quarter ending June 2016	1,861	
Quarter ending September 2016	1,845	→
Quarter ending December 2016	1,820	↓
Quarter ending March 2017	1,789	↓
Quarter ending June 2017	1,730	↓
Variance since June 2016	(7.0%)	↓



ACTIVITY

Cumulative percentage of contracted UDA delivered 2017 & 2018



Adjusted Scheduled Activity (UDA)

Month	2017	2018
April	-210	219
May	116	546
June	503	771
July	803	
August	1,192	
September	1,529	
October	2,005	
November	2,522	
December	2,875	
January	3,202	
February	3,663	
March	4,151	
April	4,287	
May	4,288	
June	4,288	

QUALITY

	Quantity	Base Number	Contract	AT	Region	England
% of FP17s for the same patient ID Re-attending within 3 months - Children	9	93	9.7%	12.1%	13.0%	12.0%
% of FP17s for the same patient ID Re-attending within 3 months - Adults	44	252	17.5%	16.9%	16.6%	16.0%
% of FP17s for the same patient ID Re-attending between 3 & 9 months - Children	32	93	34.4%	57.7%	59.5%	58.0%
% of FP17s for the same patient ID Re-attending between 3 & 9 months - Adults	79	252	31.3%	51.0%	53.1%	50.9%
% of FP17s for Band 1 Urgent Courses	55	284	19.4%	10.6%	9.3%	9.1%
% of FP17s Relating to Free Repair or Replacements	1	284	0.4%	0.9%	1.0%	0.8%
% of FP17s Relating to Continuations	0	284	0.0%	1.1%	1.3%	1.1%
% of Patients satisfied with the dentistry they have received	2	2	N/A	91.0%	91.9%	91.7%
% of Patients satisfied with the time they had to wait for an appointment	2	2	N/A	87.5%	88.7%	88.0%

* This is based on patients treated on this contract for their most recent course of treatment. Figures in italics indicate the base number of FP17s or Patient Questionnaire responses are less than 100. N/A is shown where the base number of responses is less than 10 during the period. % is calculated as Quantity/Base number*100

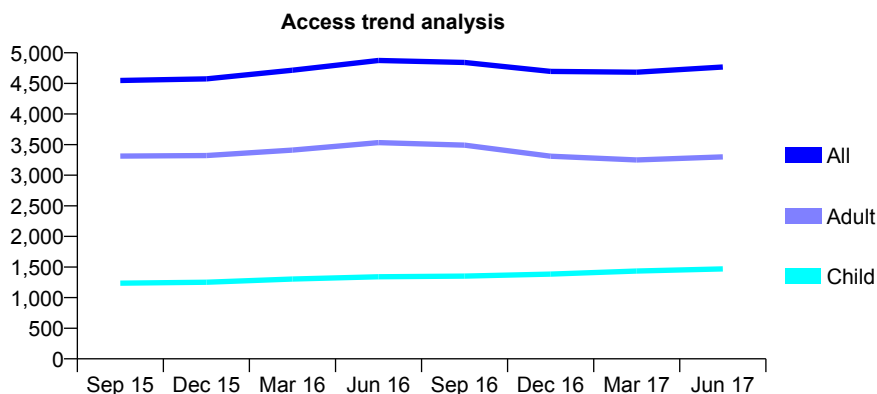
Q46 - Vital Signs At a Glance Contract Report for 755931/0003 - June 2017

Name or company name	MISS R DHARIWAL
Contract type name	GDS Contract
Purpose of contract	General
Contract start date	07/12/2009
Contract end date	

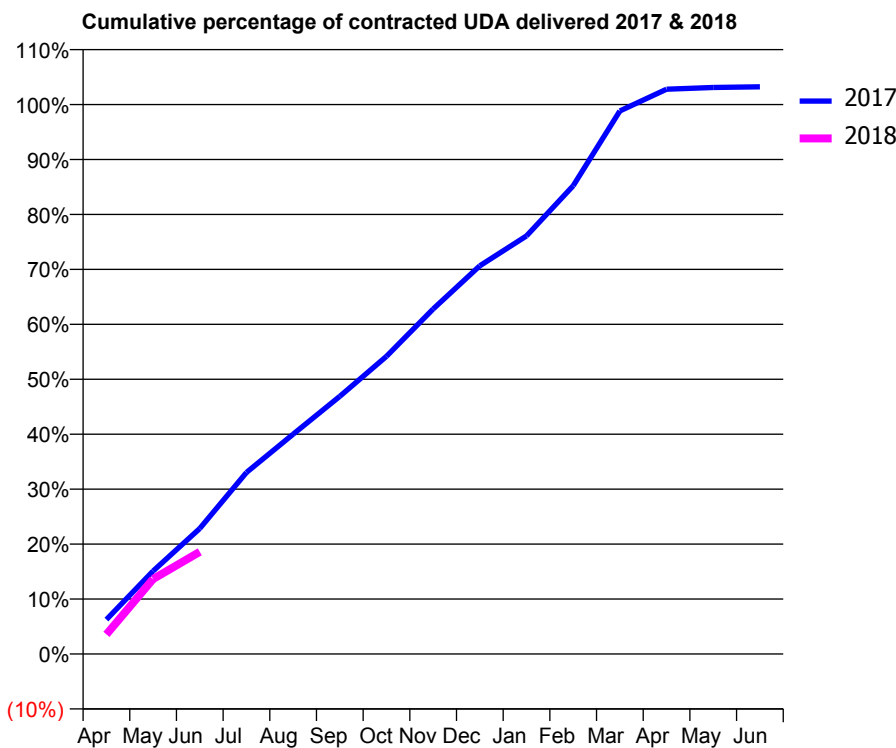
17/18 Contracted general activity (UDA)	13,345
Carry forward general activity (UDA)	0
17/18 Contracted orthodontic activity (UOA)	0
Carry forward orthodontic activity (UOA)	0
Baseline contract value	£326,248.62

ACCESS*

Patients seen in 24 months	Total	Change since previous quarter
Quarter ending June 2016	4,874	
Quarter ending September 2016	4,843	→
Quarter ending December 2016	4,695	↓
Quarter ending March 2017	4,683	→
Quarter ending June 2017	4,769	→
Variance since June 2016	(2.2%)	↓



ACTIVITY



Month	Adjusted Scheduled Activity (UDA)	
	2017	2018
April	837	479
May	2,016	1,821
June	3,050	2,483
July	4,410	
August	5,339	
September	6,257	
October	7,229	
November	8,381	
December	9,428	
January	10,155	
February	11,371	
March	13,190	
April	13,715	
May	13,757	
June	13,774	

QUALITY

	Quantity	Base Number	Contract	AT	Region	England
% of FP17s for the same patient ID Re-attending within 3 months - Children	162	677	23.9%	12.1%	13.0%	12.0%
% of FP17s for the same patient ID Re-attending within 3 months - Adults	106	866	12.2%	16.9%	16.6%	16.0%
% of FP17s for the same patient ID Re-attending between 3 & 9 months - Children	358	677	52.9%	57.7%	59.5%	58.0%
% of FP17s for the same patient ID Re-attending between 3 & 9 months - Adults	251	866	29.0%	51.0%	53.1%	50.9%
% of FP17s for Band 1 Urgent Courses	96	1,309	7.3%	10.6%	9.3%	9.1%
% of FP17s Relating to Free Repair or Replacements	7	1,309	0.5%	0.9%	1.0%	0.8%
% of FP17s Relating to Continuations	29	1,309	2.2%	1.1%	1.3%	1.1%
% of Patients satisfied with the dentistry they have received	4	4	N/A	91.0%	91.9%	91.7%
% of Patients satisfied with the time they had to wait for an appointment	2	4	N/A	87.5%	88.7%	88.0%

* This is based on patients treated on this contract for their most recent course of treatment. Figures in italics indicate the base number of FP17s or Patient Questionnaire responses are less than 100. N/A is shown where the base number of responses is less than 10 during the period. % is calculated as Quantity/Base number*100

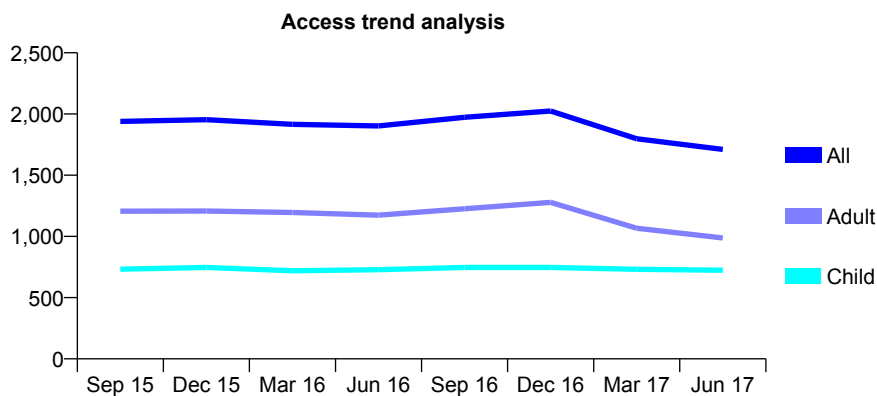
Q46 - Vital Signs At a Glance Contract Report for 755931/0006 - June 2017

Name or company name	MISS R DHARIWAL
Contract type name	GDS Contract
Purpose of contract	General
Contract start date	01/02/2012
Contract end date	

17/18 Contracted general activity (UDA)	4,340
Carry forward general activity (UDA)	0
17/18 Contracted orthodontic activity (UOA)	0
Carry forward orthodontic activity (UOA)	0
Baseline contract value	£106,106.84

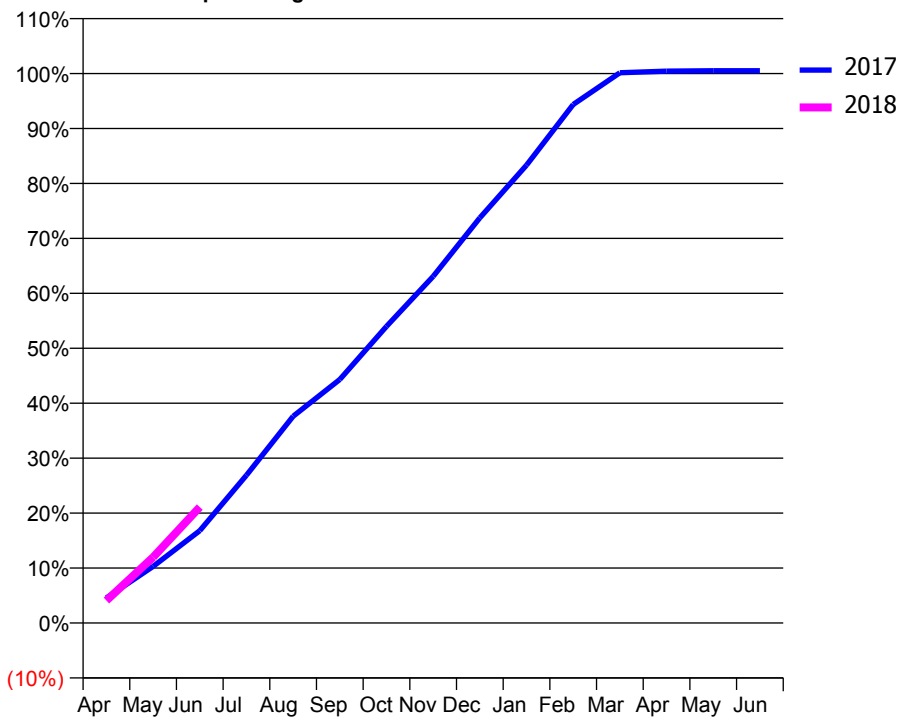
ACCESS*

Patients seen in 24 months	Total	Change since previous quarter
Quarter ending June 2016	1,902	
Quarter ending September 2016	1,973	↑
Quarter ending December 2016	2,025	↑
Quarter ending March 2017	1,798	↓
Quarter ending June 2017	1,711	↓
Variance since June 2016	(10.0%)	↓



ACTIVITY

Cumulative percentage of contracted UDA delivered 2017 & 2018



Month	Adjusted Scheduled Activity (UDA)	
	2017	2018
April	199	177
May	447	520
June	730	915
July	1,168	
August	1,633	
September	1,924	
October	2,343	
November	2,738	
December	3,200	
January	3,616	
February	4,095	
March	4,346	
April	4,359	
May	4,362	
June	4,362	

QUALITY

	Quantity	Base Number	Contract	AT	Region	England
% of FP17s for the same patient ID Re-attending within 3 months - Children	19	228	8.3%	12.1%	13.0%	12.0%
% of FP17s for the same patient ID Re-attending within 3 months - Adults	30	193	15.5%	16.9%	16.6%	16.0%
% of FP17s for the same patient ID Re-attending between 3 & 9 months - Children	124	228	54.4%	57.7%	59.5%	58.0%
% of FP17s for the same patient ID Re-attending between 3 & 9 months - Adults	79	193	40.9%	51.0%	53.1%	50.9%
% of FP17s for Band 1 Urgent Courses	67	413	16.2%	10.6%	9.3%	9.1%
% of FP17s Relating to Free Repair or Replacements	0	413	0.0%	0.9%	1.0%	0.8%
% of FP17s Relating to Continuations	0	413	0.0%	1.1%	1.3%	1.1%
% of Patients satisfied with the dentistry they have received	0	0	N/A	91.0%	91.9%	91.7%
% of Patients satisfied with the time they had to wait for an appointment	0	0	N/A	87.5%	88.7%	88.0%

* This is based on patients treated on this contract for their most recent course of treatment. Figures in italics indicate the base number of FP17s or Patient Questionnaire responses are less than 100. N/A is shown where the base number of responses is less than 10 during the period. % is calculated as Quantity/Base number*100

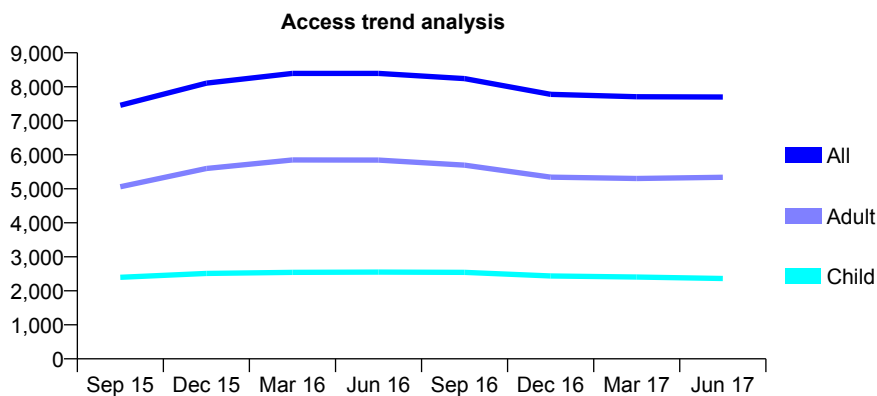
Q46 - Vital Signs At a Glance Contract Report for 755931/0008 - June 2017

Name or company name	MISS R DHARIWAL
Contract type name	GDS Contract
Purpose of contract	General
Contract start date	01/02/2014
Contract end date	

17/18 Contracted general activity (UDA)	22,713
Carry forward general activity (UDA)	0
17/18 Contracted orthodontic activity (UOA)	0
Carry forward orthodontic activity (UOA)	0
Baseline contract value	£631,149.94

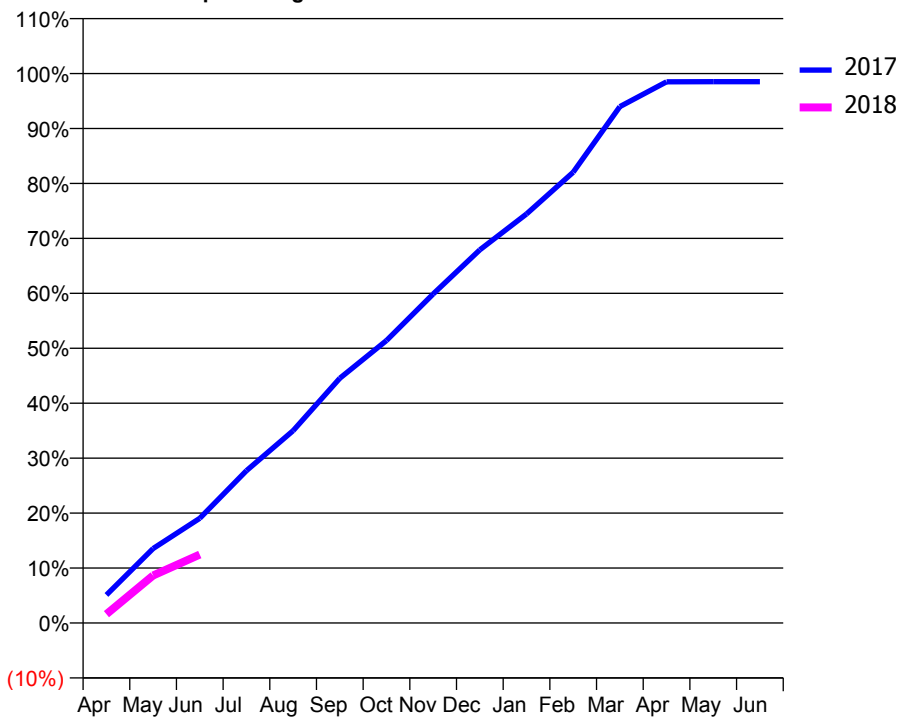
ACCESS*

Patients seen in 24 months	Total	Change since previous quarter
Quarter ending June 2016	8,396	
Quarter ending September 2016	8,243	↓
Quarter ending December 2016	7,779	↓
Quarter ending March 2017	7,708	→
Quarter ending June 2017	7,701	→
Variance since June 2016	(8.3%)	↓



ACTIVITY

Cumulative percentage of contracted UDA delivered 2017 & 2018



Adjusted Scheduled Activity (UDA)

Month	2017	2018
April	1,161	369
May	3,078	1,963
June	4,331	2,832
July	6,300	
August	7,953	
September	10,118	
October	11,674	
November	13,602	
December	15,425	
January	16,907	
February	18,630	
March	21,342	
April	22,370	
May	22,375	
June	22,375	

QUALITY

	Quantity	Base Number	Contract	AT	Region	England
% of FP17s for the same patient ID Re-attending within 3 months - Children	75	706	10.6%	12.1%	13.0%	12.0%
% of FP17s for the same patient ID Re-attending within 3 months - Adults	283	1,339	21.1%	16.9%	16.6%	16.0%
% of FP17s for the same patient ID Re-attending between 3 & 9 months - Children	400	706	56.7%	57.7%	59.5%	58.0%
% of FP17s for the same patient ID Re-attending between 3 & 9 months - Adults	344	1,339	25.7%	51.0%	53.1%	50.9%
% of FP17s for Band 1 Urgent Courses	363	1,576	23.0%	10.6%	9.3%	9.1%
% of FP17s Relating to Free Repair or Replacements	6	1,576	0.4%	0.9%	1.0%	0.8%
% of FP17s Relating to Continuations	1	1,576	0.1%	1.1%	1.3%	1.1%
% of Patients satisfied with the dentistry they have received	3	4	N/A	91.0%	91.9%	91.7%
% of Patients satisfied with the time they had to wait for an appointment	4	4	N/A	87.5%	88.7%	88.0%

* This is based on patients treated on this contract for their most recent course of treatment. Figures in italics indicate the base number of FP17s or Patient Questionnaire responses are less than 100. N/A is shown where the base number of responses is less than 10 during the period. % is calculated as Quantity/Base number*100

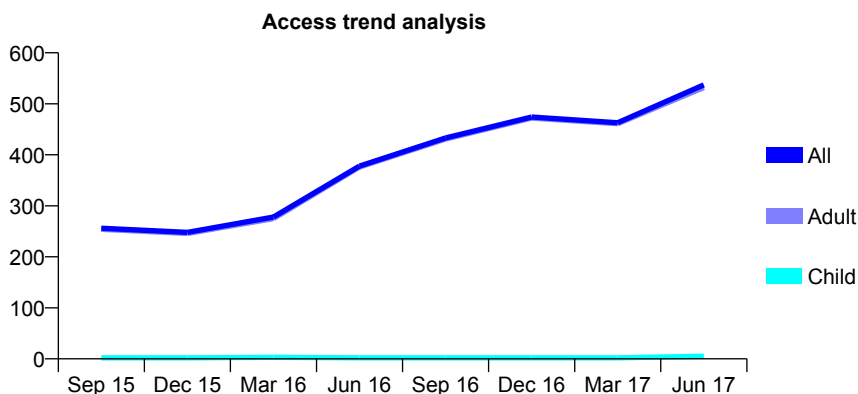
Q46 - Vital Signs At a Glance Contract Report for 755982/0001 - June 2017

Name or company name	Al-Kassab / Sapong
Contract type name	GDS Contract
Purpose of contract	General
Contract start date	01/04/2006
Contract end date	

17/18 Contracted general activity (UDA)	1,461
Carry forward general activity (UDA)	0
17/18 Contracted orthodontic activity (UOA)	0
Carry forward orthodontic activity (UOA)	0
Baseline contract value	£82,608.88

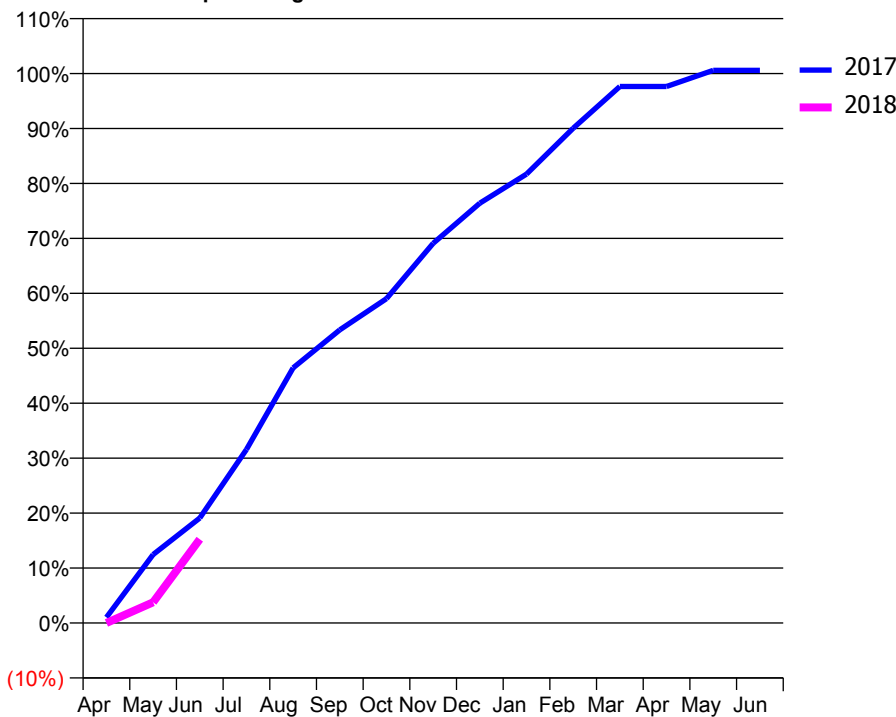
ACCESS*

Patients seen in 24 months	Total	Change since previous quarter
Quarter ending June 2016	378	
Quarter ending September 2016	433	↑
Quarter ending December 2016	474	↑
Quarter ending March 2017	463	↓
Quarter ending June 2017	537	↑
Variance since June 2016	42.1%	↑



ACTIVITY

Cumulative percentage of contracted UDA delivered 2017 & 2018



Adjusted Scheduled Activity (UDA)

Month	2017	2018
April	15	0
May	182	55
June	279	223
July	461	
August	678	
September	779	
October	862	
November	1,009	
December	1,116	
January	1,193	
February	1,315	
March	1,426	
April	1,426	
May	1,469	
June	1,469	

QUALITY

	Quantity	Base Number	Contract	AT	Region	England
% of FP17s for the same patient ID Re-attending within 3 months - Children	0	4	0.0%	12.1%	13.0%	12.0%
% of FP17s for the same patient ID Re-attending within 3 months - Adults	1	98	1.0%	16.9%	16.6%	16.0%
% of FP17s for the same patient ID Re-attending between 3 & 9 months - Children	0	4	0.0%	57.7%	59.5%	58.0%
% of FP17s for the same patient ID Re-attending between 3 & 9 months - Adults	2	98	2.0%	51.0%	53.1%	50.9%
% of FP17s for Band 1 Urgent Courses	0	85	0.0%	10.6%	9.3%	9.1%
% of FP17s Relating to Free Repair or Replacements	0	85	0.0%	0.9%	1.0%	0.8%
% of FP17s Relating to Continuations	0	85	0.0%	1.1%	1.3%	1.1%
% of Patients satisfied with the dentistry they have received	0	0	N/A	91.0%	91.9%	91.7%
% of Patients satisfied with the time they had to wait for an appointment	0	0	N/A	87.5%	88.7%	88.0%

* This is based on patients treated on this contract for their most recent course of treatment. Figures in italics indicate the base number of FP17s or Patient Questionnaire responses are less than 100. N/A is shown where the base number of responses is less than 10 during the period. % is calculated as Quantity/Base number*100

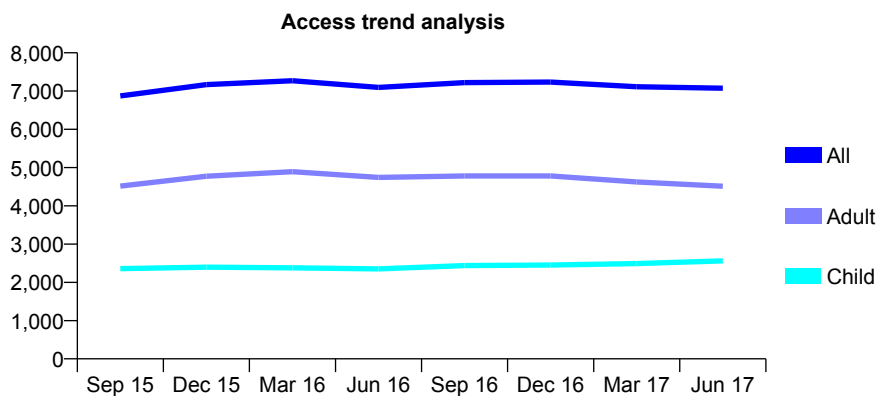
Q46 - Vital Signs At a Glance Contract Report for 757799/0001 - June 2017

Name or company name	MR N JAVEID
Contract type name	GDS Contract
Purpose of contract	General
Contract start date	02/06/2010
Contract end date	

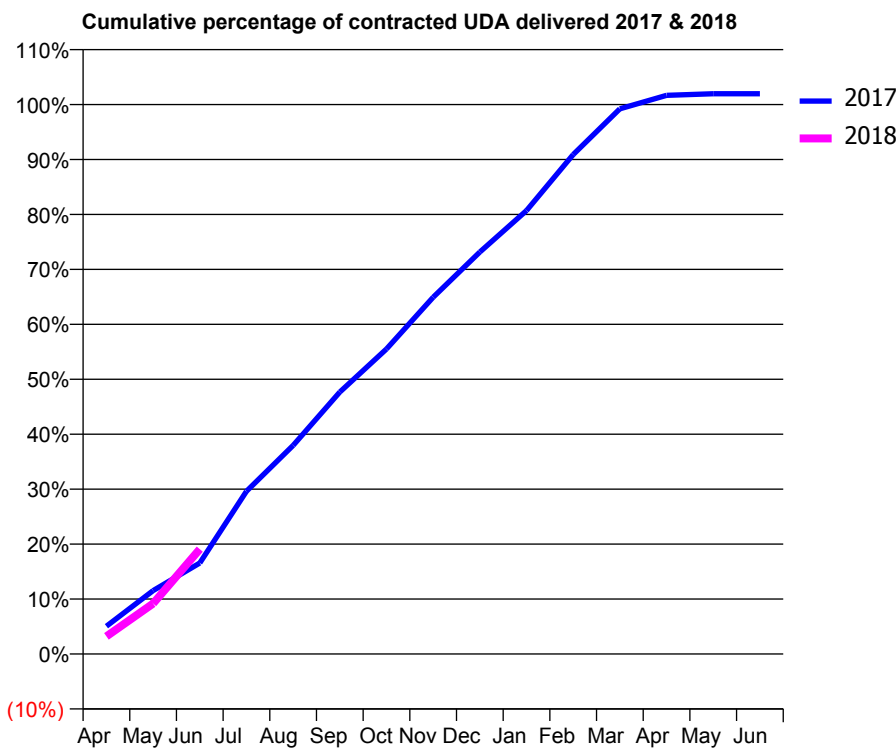
17/18 Contracted general activity (UDA)	31,087
Carry forward general activity (UDA)	0
17/18 Contracted orthodontic activity (UOA)	0
Carry forward orthodontic activity (UOA)	0
Baseline contract value	£1,038,943.71

ACCESS*

Patients seen in 24 months	Total	Change since previous quarter
Quarter ending June 2016	7,095	
Quarter ending September 2016	7,220	→
Quarter ending December 2016	7,234	→
Quarter ending March 2017	7,114	↓
Quarter ending June 2017	7,074	→
Variance since June 2016	(0.3%)	→



ACTIVITY



Month	Adjusted Scheduled Activity (UDA)	
	2017	2018
April	1,573	1,001
May	3,589	2,853
June	5,151	5,932
July	9,206	
August	11,804	
September	14,822	
October	17,253	
November	20,187	
December	22,739	
January	25,086	
February	28,258	
March	30,841	
April	31,608	
May	31,692	
June	31,698	

QUALITY

	Quantity	Base Number	Contract	AT	Region	England
% of FP17s for the same patient ID Re-attending within 3 months - Children	81	768	10.5%	12.1%	13.0%	12.0%
% of FP17s for the same patient ID Re-attending within 3 months - Adults	243	1,014	24.0%	16.9%	16.6%	16.0%
% of FP17s for the same patient ID Re-attending between 3 & 9 months - Children	315	768	41.0%	57.7%	59.5%	58.0%
% of FP17s for the same patient ID Re-attending between 3 & 9 months - Adults	317	1,014	31.3%	51.0%	53.1%	50.9%
% of FP17s for Band 1 Urgent Courses	248	1,514	16.4%	10.6%	9.3%	9.1%
% of FP17s Relating to Free Repair or Replacements	11	1,514	0.7%	0.9%	1.0%	0.8%
% of FP17s Relating to Continuations	9	1,514	0.6%	1.1%	1.3%	1.1%
% of Patients satisfied with the dentistry they have received	3	3	N/A	91.0%	91.9%	91.7%
% of Patients satisfied with the time they had to wait for an appointment	3	3	N/A	87.5%	88.7%	88.0%

* This is based on patients treated on this contract for their most recent course of treatment. Figures in italics indicate the base number of FP17s or Patient Questionnaire responses are less than 100. N/A is shown where the base number of responses is less than 10 during the period. % is calculated as Quantity/Base number*100

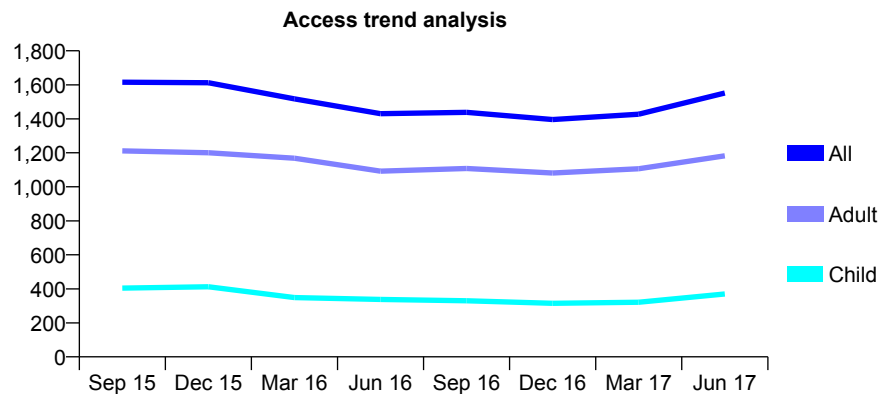
Q46 - Vital Signs At a Glance Contract Report for 760927/0002 - June 2017

Name or company name	MRS DL CAIL
Contract type name	GDS Contract
Purpose of contract	General
Contract start date	01/04/2006
Contract end date	

17/18 Contracted general activity (UDA)	5,376
Carry forward general activity (UDA)	0
17/18 Contracted orthodontic activity (UOA)	0
Carry forward orthodontic activity (UOA)	0
Baseline contract value	£117,961.34

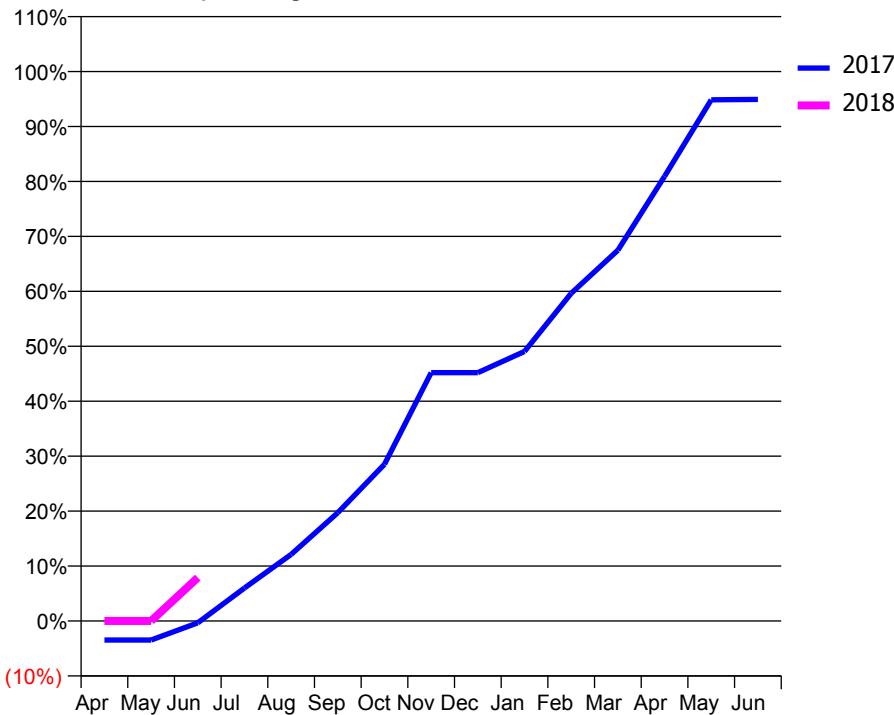
ACCESS*

Patients seen in 24 months	Total	Change since previous quarter
Quarter ending June 2016	1,430	
Quarter ending September 2016	1,438	→
Quarter ending December 2016	1,396	↓
Quarter ending March 2017	1,427	↑
Quarter ending June 2017	1,552	↑
Variance since June 2016	8.5%	↑



ACTIVITY

Cumulative percentage of contracted UDA delivered 2017 & 2018



Month	Adjusted Scheduled Activity (UDA)	
	2017	2018
April	-187	0
May	-187	0
June	-19	424
July	322	
August	652	
September	1,060	
October	1,533	
November	2,429	
December	2,429	
January	2,638	
February	3,205	
March	3,628	
April	4,350	
May	5,098	
June	5,102	

QUALITY

	Quantity	Base Number	Contract	AT	Region	England
% of FP17s for the same patient ID Re-attending within 3 months - Children	10	179	5.6%	12.1%	13.0%	12.0%
% of FP17s for the same patient ID Re-attending within 3 months - Adults	52	487	10.7%	16.9%	16.6%	16.0%
% of FP17s for the same patient ID Re-attending between 3 & 9 months - Children	56	179	31.3%	57.7%	59.5%	58.0%
% of FP17s for the same patient ID Re-attending between 3 & 9 months - Adults	166	487	34.1%	51.0%	53.1%	50.9%
% of FP17s for Band 1 Urgent Courses	7	184	3.8%	10.6%	9.3%	9.1%
% of FP17s Relating to Free Repair or Replacements	0	184	0.0%	0.9%	1.0%	0.8%
% of FP17s Relating to Continuations	0	184	0.0%	1.1%	1.3%	1.1%
% of Patients satisfied with the dentistry they have received	9	10	90.0%	91.0%	91.9%	91.7%
% of Patients satisfied with the time they had to wait for an appointment	6	10	60.0%	87.5%	88.7%	88.0%

* This is based on patients treated on this contract for their most recent course of treatment. Figures in italics indicate the base number of FP17s or Patient Questionnaire responses are less than 100. N/A is shown where the base number of responses is less than 10 during the period. % is calculated as Quantity/Base number*100

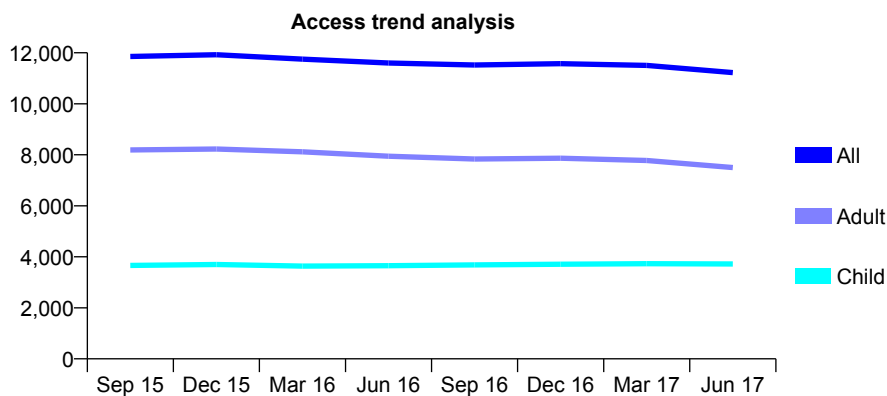
Q46 - Vital Signs At a Glance Contract Report for 764582/0001 - June 2017

Name or company name	MRS SC ROCHFORD
Contract type name	GDS Contract
Purpose of contract	General
Contract start date	01/04/2006
Contract end date	

17/18 Contracted general activity (UDA)	33,180
Carry forward general activity (UDA)	0
17/18 Contracted orthodontic activity (UOA)	0
Carry forward orthodontic activity (UOA)	0
Baseline contract value	£819,379.14

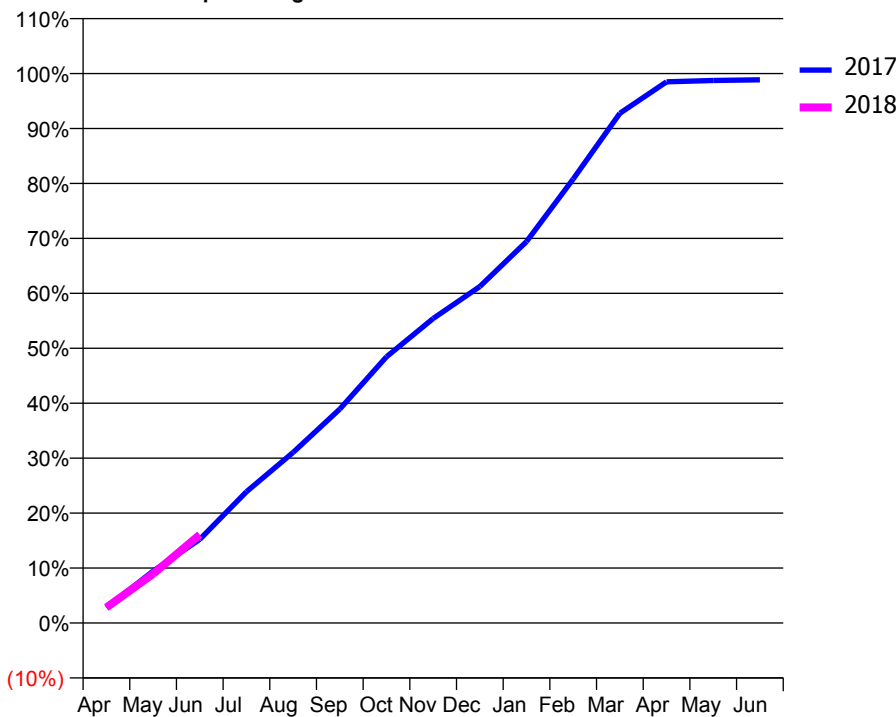
ACCESS*

Patients seen in 24 months	Total	Change since previous quarter
Quarter ending June 2016	11,599	
Quarter ending September 2016	11,521	→
Quarter ending December 2016	11,576	→
Quarter ending March 2017	11,505	→
Quarter ending June 2017	11,221	↓
Variance since June 2016	(3.3%)	↓



ACTIVITY

Cumulative percentage of contracted UDA delivered 2017 & 2018



Adjusted Scheduled Activity (UDA)

Month	2017	2018
April	931	939
May	3,132	2,965
June	5,051	5,332
July	7,927	
August	10,299	
September	12,917	
October	16,078	
November	18,384	
December	20,315	
January	23,033	
February	26,808	
March	30,779	
April	32,679	
May	32,762	
June	32,796	

QUALITY

	Quantity	Base Number	Contract	AT	Region	England
% of FP17s for the same patient ID Re-attending within 3 months - Children	111	1,249	8.9%	12.1%	13.0%	12.0%
% of FP17s for the same patient ID Re-attending within 3 months - Adults	385	1,950	19.7%	16.9%	16.6%	16.0%
% of FP17s for the same patient ID Re-attending between 3 & 9 months - Children	544	1,249	43.6%	57.7%	59.5%	58.0%
% of FP17s for the same patient ID Re-attending between 3 & 9 months - Adults	690	1,950	35.4%	51.0%	53.1%	50.9%
% of FP17s for Band 1 Urgent Courses	359	2,365	15.2%	10.6%	9.3%	9.1%
% of FP17s Relating to Free Repair or Replacements	26	2,365	1.1%	0.9%	1.0%	0.8%
% of FP17s Relating to Continuations	11	2,365	0.5%	1.1%	1.3%	1.1%
% of Patients satisfied with the dentistry they have received	5	5	N/A	91.0%	91.9%	91.7%
% of Patients satisfied with the time they had to wait for an appointment	3	5	N/A	87.5%	88.7%	88.0%

* This is based on patients treated on this contract for their most recent course of treatment. Figures in italics indicate the base number of FP17s or Patient Questionnaire responses are less than 100. N/A is shown where the base number of responses is less than 10 during the period. % is calculated as Quantity/Base number*100

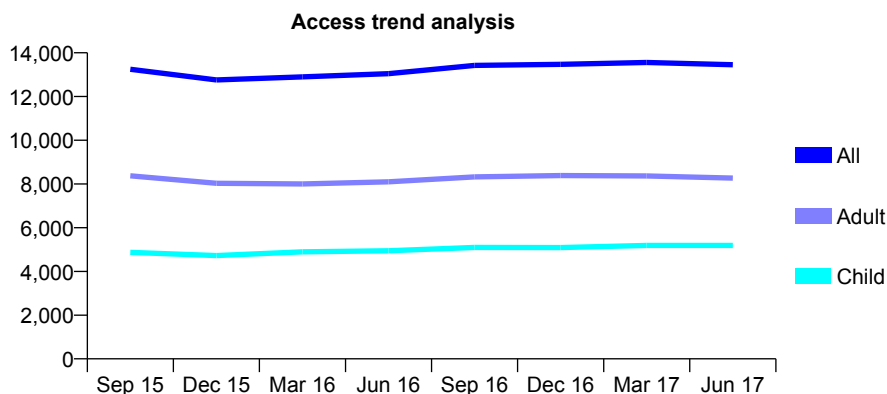
Q46 - Vital Signs At a Glance Contract Report for 764582/0002 - June 2017

Name or company name	MRS SC ROCHFORD
Contract type name	GDS Contract
Purpose of contract	General
Contract start date	01/04/2006
Contract end date	

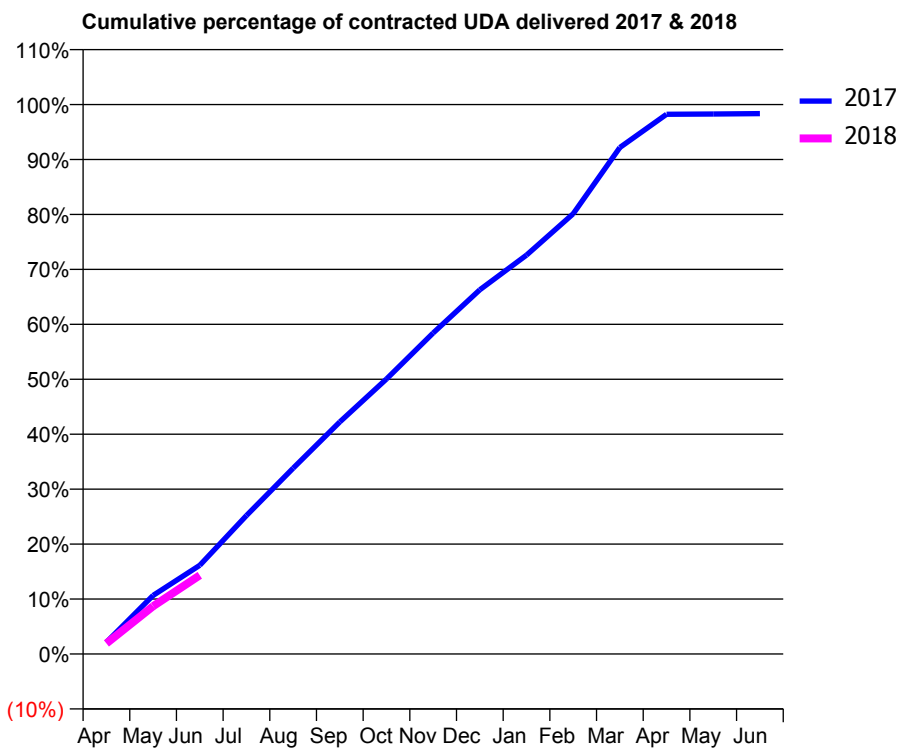
17/18 Contracted general activity (UDA)	41,734
Carry forward general activity (UDA)	0
17/18 Contracted orthodontic activity (UOA)	0
Carry forward orthodontic activity (UOA)	0
Baseline contract value	£1,085,783.57

ACCESS*

Patients seen in 24 months	Total	Change since previous quarter
Quarter ending June 2016	13,046	
Quarter ending September 2016	13,421	↑
Quarter ending December 2016	13,472	→
Quarter ending March 2017	13,555	→
Quarter ending June 2017	13,456	→
Variance since June 2016	3.1%	↑



ACTIVITY



Month	Adjusted Scheduled Activity (UDA)	
	2017	2018
April	895	802
May	4,447	3,634
June	6,735	5,978
July	10,515	
August	14,111	
September	17,629	
October	20,883	
November	24,385	
December	27,660	
January	30,299	
February	33,432	
March	38,466	
April	40,990	
May	41,015	
June	41,039	

QUALITY

	Quantity	Base Number	Contract	AT	Region	England
% of FP17s for the same patient ID Re-attending within 3 months - Children	128	1,460	8.8%	12.1%	13.0%	12.0%
% of FP17s for the same patient ID Re-attending within 3 months - Adults	323	2,064	15.6%	16.9%	16.6%	16.0%
% of FP17s for the same patient ID Re-attending between 3 & 9 months - Children	498	1,460	34.1%	57.7%	59.5%	58.0%
% of FP17s for the same patient ID Re-attending between 3 & 9 months - Adults	697	2,064	33.8%	51.0%	53.1%	50.9%
% of FP17s for Band 1 Urgent Courses	340	2,611	13.0%	10.6%	9.3%	9.1%
% of FP17s Relating to Free Repair or Replacements	12	2,611	0.5%	0.9%	1.0%	0.8%
% of FP17s Relating to Continuations	15	2,611	0.6%	1.1%	1.3%	1.1%
% of Patients satisfied with the dentistry they have received	11	17	64.7%	91.0%	91.9%	91.7%
% of Patients satisfied with the time they had to wait for an appointment	13	17	76.5%	87.5%	88.7%	88.0%

* This is based on patients treated on this contract for their most recent course of treatment. Figures in italics indicate the base number of FP17s or Patient Questionnaire responses are less than 100. N/A is shown where the base number of responses is less than 10 during the period. % is calculated as Quantity/Base number*100

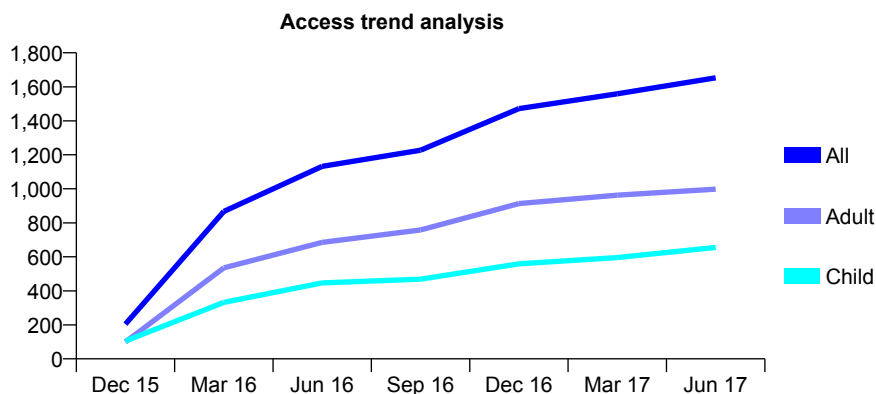
Q46 - Vital Signs At a Glance Contract Report for 764582/0005 - June 2017

Name or company name	MRS SC ROCHFORD
Contract type name	GDS Contract
Purpose of contract	General
Contract start date	01/12/2015
Contract end date	

17/18 Contracted general activity (UDA)	5,611
Carry forward general activity (UDA)	0
17/18 Contracted orthodontic activity (UOA)	0
Carry forward orthodontic activity (UOA)	0
Baseline contract value	£181,990.92

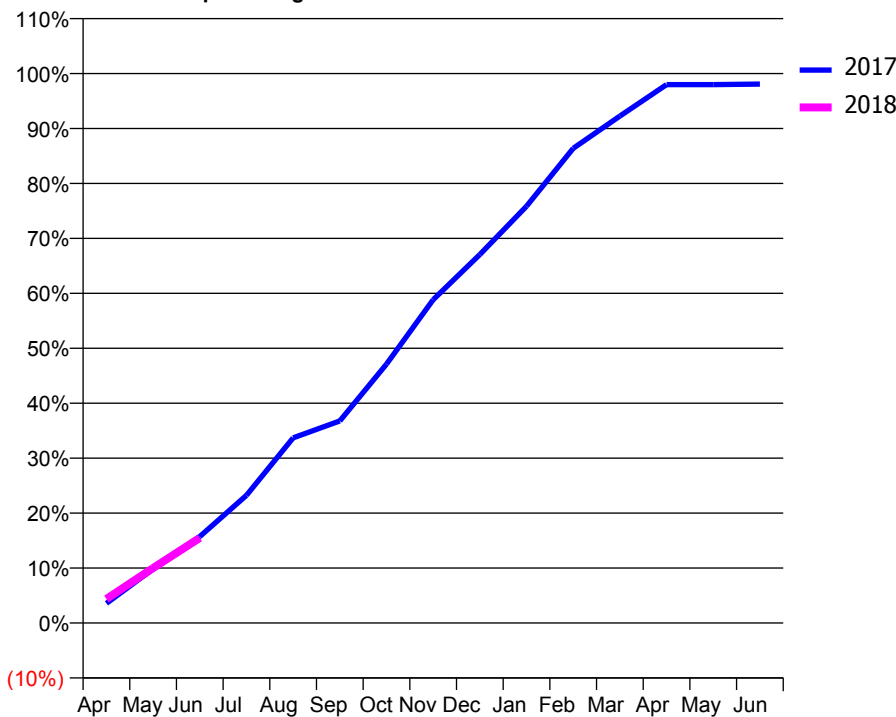
ACCESS*

Patients seen in 24 months	Total	Change since previous quarter
Quarter ending June 2016	1,132	
Quarter ending September 2016	1,227	↑
Quarter ending December 2016	1,472	↑
Quarter ending March 2017	1,559	↑
Quarter ending June 2017	1,653	↑
Variance since June 2016	46.0%	↑



ACTIVITY

Cumulative percentage of contracted UDA delivered 2017 & 2018



Month	Adjusted Scheduled Activity (UDA)	
	2017	2018
April	201	246
May	553	561
June	883	870
July	1,304	
August	1,891	
September	2,064	
October	2,643	
November	3,301	
December	3,763	
January	4,255	
February	4,847	
March	5,176	
April	5,498	
May	5,498	
June	5,504	

QUALITY

	Quantity	Base Number	Contract	AT	Region	England
% of FP17s for the same patient ID Re-attending within 3 months - Children	6	189	3.2%	12.1%	13.0%	12.0%
% of FP17s for the same patient ID Re-attending within 3 months - Adults	28	274	10.2%	16.9%	16.6%	16.0%
% of FP17s for the same patient ID Re-attending between 3 & 9 months - Children	35	189	18.5%	57.7%	59.5%	58.0%
% of FP17s for the same patient ID Re-attending between 3 & 9 months - Adults	69	274	25.2%	51.0%	53.1%	50.9%
% of FP17s for Band 1 Urgent Courses	43	350	12.3%	10.6%	9.3%	9.1%
% of FP17s Relating to Free Repair or Replacements	3	350	0.9%	0.9%	1.0%	0.8%
% of FP17s Relating to Continuations	1	350	0.3%	1.1%	1.3%	1.1%
% of Patients satisfied with the dentistry they have received	3	3	N/A	91.0%	91.9%	91.7%
% of Patients satisfied with the time they had to wait for an appointment	3	3	N/A	87.5%	88.7%	88.0%

* This is based on patients treated on this contract for their most recent course of treatment. Figures in italics indicate the base number of FP17s or Patient Questionnaire responses are less than 100. N/A is shown where the base number of responses is less than 10 during the period. % is calculated as Quantity/Base number*100

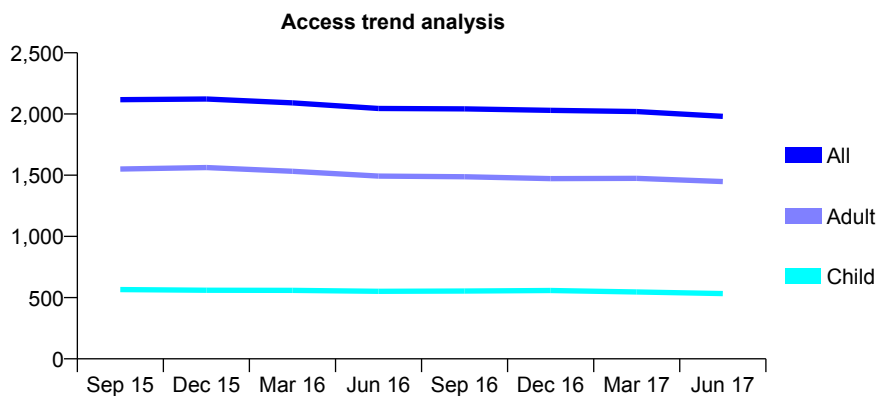
Q46 - Vital Signs At a Glance Contract Report for 765635/0001 - June 2017

Name or company name	MR R ROKNI
Contract type name	GDS Contract
Purpose of contract	General
Contract start date	01/04/2006
Contract end date	

17/18 Contracted general activity (UDA)	11,289
Carry forward general activity (UDA)	0
17/18 Contracted orthodontic activity (UOA)	0
Carry forward orthodontic activity (UOA)	0
Baseline contract value	£288,337.06

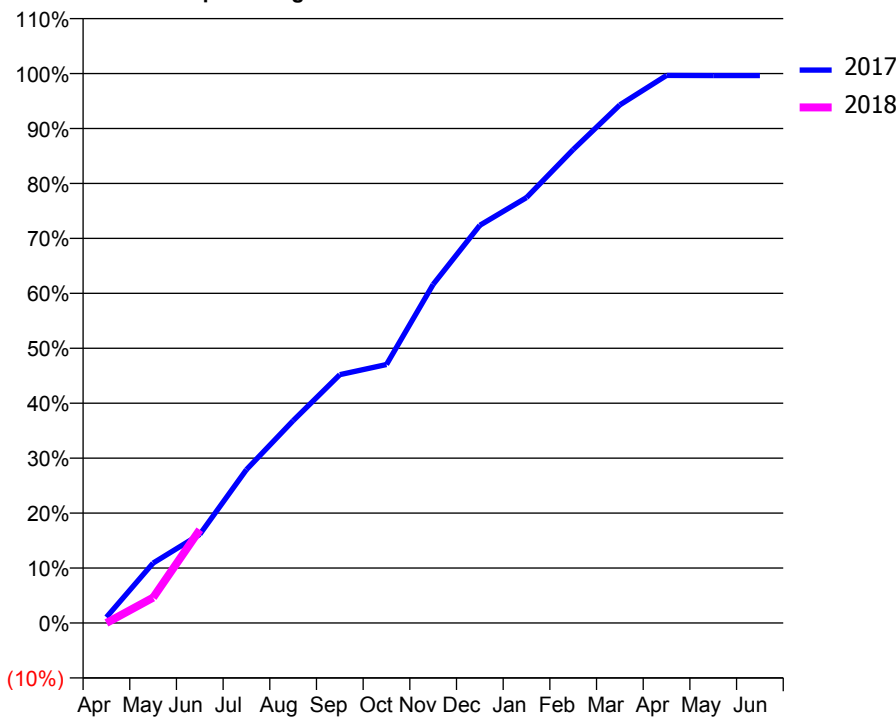
ACCESS*

Patients seen in 24 months	Total	Change since previous quarter
Quarter ending June 2016	2,045	
Quarter ending September 2016	2,042	→
Quarter ending December 2016	2,030	→
Quarter ending March 2017	2,020	→
Quarter ending June 2017	1,981	↓
Variance since June 2016	(3.1%)	↓



ACTIVITY

Cumulative percentage of contracted UDA delivered 2017 & 2018



Month	Adjusted Scheduled Activity (UDA)	
	2017	2018
April	119	0
May	1,232	522
June	1,821	1,915
July	3,151	
August	4,158	
September	5,101	
October	5,310	
November	6,958	
December	8,172	
January	8,740	
February	9,726	
March	10,645	
April	11,249	
May	11,248	
June	11,248	

QUALITY

	Quantity	Base Number	Contract	AT	Region	England
% of FP17s for the same patient ID Re-attending within 3 months - Children	24	169	14.2%	12.1%	13.0%	12.0%
% of FP17s for the same patient ID Re-attending within 3 months - Adults	162	547	29.6%	16.9%	16.6%	16.0%
% of FP17s for the same patient ID Re-attending between 3 & 9 months - Children	85	169	50.3%	57.7%	59.5%	58.0%
% of FP17s for the same patient ID Re-attending between 3 & 9 months - Adults	238	547	43.5%	51.0%	53.1%	50.9%
% of FP17s for Band 1 Urgent Courses	89	566	15.7%	10.6%	9.3%	9.1%
% of FP17s Relating to Free Repair or Replacements	0	566	0.0%	0.9%	1.0%	0.8%
% of FP17s Relating to Continuations	4	566	0.7%	1.1%	1.3%	1.1%
% of Patients satisfied with the dentistry they have received	0	0	N/A	91.0%	91.9%	91.7%
% of Patients satisfied with the time they had to wait for an appointment	0	0	N/A	87.5%	88.7%	88.0%

* This is based on patients treated on this contract for their most recent course of treatment. Figures in italics indicate the base number of FP17s or Patient Questionnaire responses are less than 100. N/A is shown where the base number of responses is less than 10 during the period. % is calculated as Quantity/Base number*100

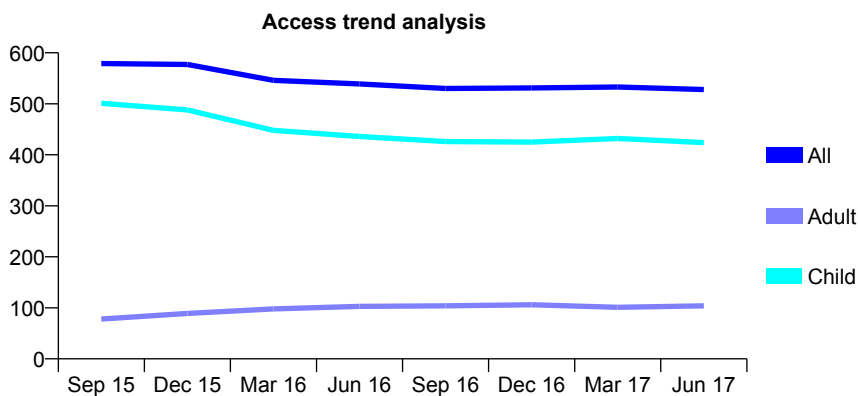
Q46 - Vital Signs At a Glance Contract Report for 766224/0001 - June 2017

Name or company name	MR SM KHONSARY
Contract type name	GDS Contract
Purpose of contract	General
Contract start date	01/04/2006
Contract end date	

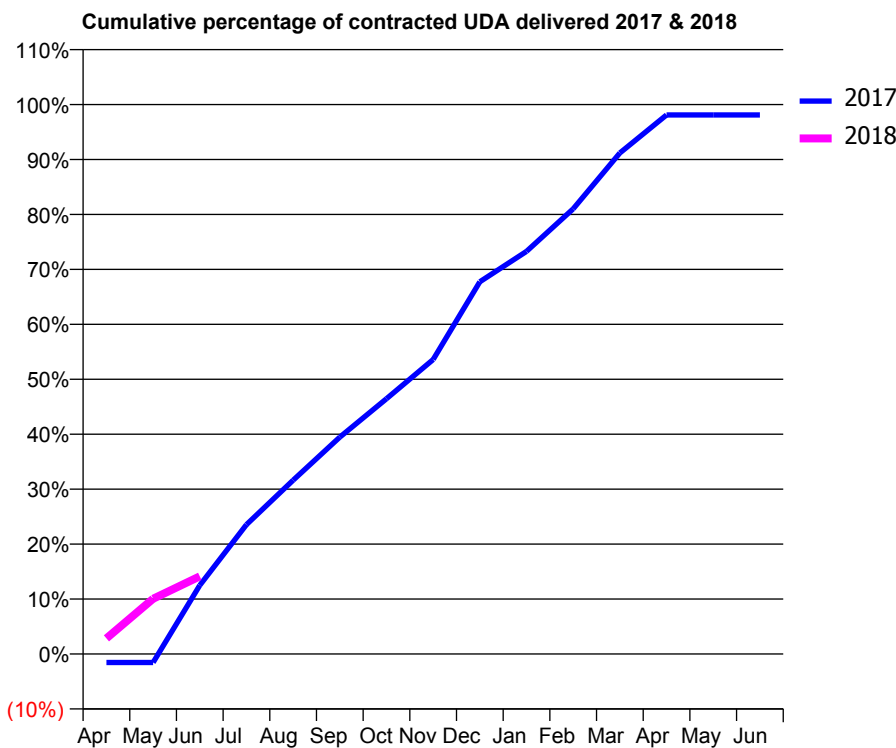
17/18 Contracted general activity (UDA)	1,720
Carry forward general activity (UDA)	0
17/18 Contracted orthodontic activity (UOA)	0
Carry forward orthodontic activity (UOA)	0
Baseline contract value	£42,529.72

ACCESS*

Patients seen in 24 months	Total	Change since previous quarter
Quarter ending June 2016	539	
Quarter ending September 2016	530	↓
Quarter ending December 2016	531	→
Quarter ending March 2017	533	→
Quarter ending June 2017	528	→
Variance since June 2016	(2.0%)	↓



ACTIVITY



Month	Adjusted Scheduled Activity (UDA)	
	2017	2018
April	-27	49
May	-27	173
June	215	243
July	405	
August	544	
September	679	
October	799	
November	922	
December	1,165	
January	1,260	
February	1,393	
March	1,568	
April	1,687	
May	1,687	
June	1,687	

QUALITY

	Quantity	Base Number	Contract	AT	Region	England
% of FP17s for the same patient ID Re-attending within 3 months - Children	10	142	7.0%	12.1%	13.0%	12.0%
% of FP17s for the same patient ID Re-attending within 3 months - Adults	8	20	40.0%	16.9%	16.6%	16.0%
% of FP17s for the same patient ID Re-attending between 3 & 9 months - Children	93	142	65.5%	57.7%	59.5%	58.0%
% of FP17s for the same patient ID Re-attending between 3 & 9 months - Adults	6	20	30.0%	51.0%	53.1%	50.9%
% of FP17s for Band 1 Urgent Courses	0	127	0.0%	10.6%	9.3%	9.1%
% of FP17s Relating to Free Repair or Replacements	0	127	0.0%	0.9%	1.0%	0.8%
% of FP17s Relating to Continuations	4	127	3.1%	1.1%	1.3%	1.1%
% of Patients satisfied with the dentistry they have received	1	1	N/A	91.0%	91.9%	91.7%
% of Patients satisfied with the time they had to wait for an appointment	1	1	N/A	87.5%	88.7%	88.0%

* This is based on patients treated on this contract for their most recent course of treatment. Figures in italics indicate the base number of FP17s or Patient Questionnaire responses are less than 100. N/A is shown where the base number of responses is less than 10 during the period. % is calculated as Quantity/Base number*100

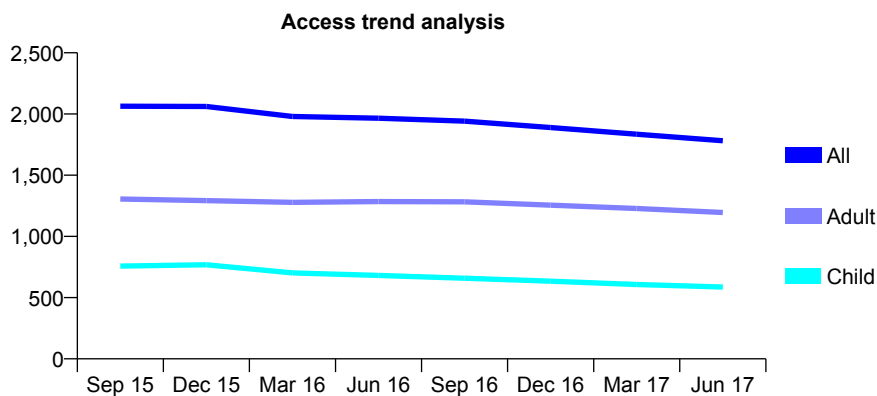
Q46 - Vital Signs At a Glance Contract Report for 766224/0002 - June 2017

Name or company name	MR SM KHONSARY
Contract type name	GDS Contract
Purpose of contract	General
Contract start date	01/07/2012
Contract end date	

17/18 Contracted general activity (UDA)	5,633
Carry forward general activity (UDA)	0
17/18 Contracted orthodontic activity (UOA)	0
Carry forward orthodontic activity (UOA)	0
Baseline contract value	£156,067.81

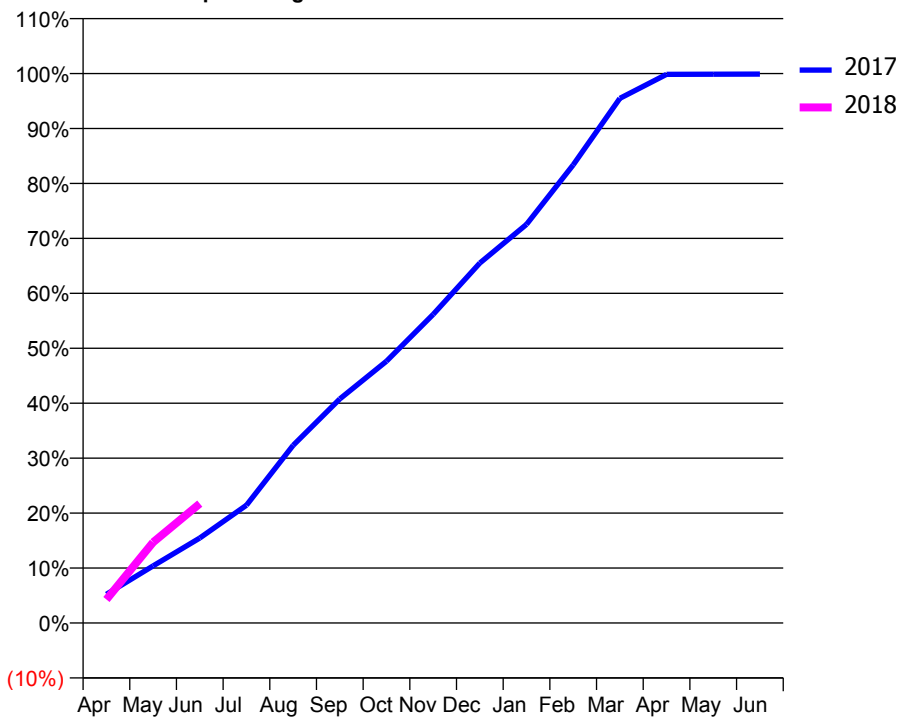
ACCESS*

Patients seen in 24 months	Total	Change since previous quarter
Quarter ending June 2016	1,966	
Quarter ending September 2016	1,942	↓
Quarter ending December 2016	1,889	↓
Quarter ending March 2017	1,835	↓
Quarter ending June 2017	1,782	↓
Variance since June 2016	(9.4%)	↓



ACTIVITY

Cumulative percentage of contracted UDA delivered 2017 & 2018



Month	Adjusted Scheduled Activity (UDA)	
	2017	2018
April	295	242
May	585	827
June	871	1,224
July	1,208	
August	1,822	
September	2,297	
October	2,684	
November	3,163	
December	3,690	
January	4,087	
February	4,697	
March	5,378	
April	5,624	
May	5,625	
June	5,627	

QUALITY

	Quantity	Base Number	Contract	AT	Region	England
% of FP17s for the same patient ID Re-attending within 3 months - Children	18	255	7.1%	12.1%	13.0%	12.0%
% of FP17s for the same patient ID Re-attending within 3 months - Adults	74	483	15.3%	16.9%	16.6%	16.0%
% of FP17s for the same patient ID Re-attending between 3 & 9 months - Children	175	255	68.6%	57.7%	59.5%	58.0%
% of FP17s for the same patient ID Re-attending between 3 & 9 months - Adults	325	483	67.3%	51.0%	53.1%	50.9%
% of FP17s for Band 1 Urgent Courses	28	624	4.5%	10.6%	9.3%	9.1%
% of FP17s Relating to Free Repair or Replacements	0	624	0.0%	0.9%	1.0%	0.8%
% of FP17s Relating to Continuations	12	624	1.9%	1.1%	1.3%	1.1%
% of Patients satisfied with the dentistry they have received	2	2	N/A	91.0%	91.9%	91.7%
% of Patients satisfied with the time they had to wait for an appointment	2	2	N/A	87.5%	88.7%	88.0%

* This is based on patients treated on this contract for their most recent course of treatment. Figures in italics indicate the base number of FP17s or Patient Questionnaire responses are less than 100. N/A is shown where the base number of responses is less than 10 during the period. % is calculated as Quantity/Base number*100

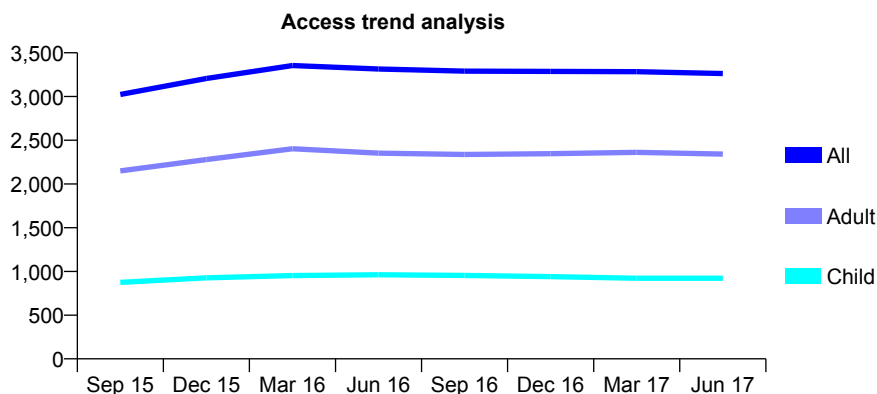
Q46 - Vital Signs At a Glance Contract Report for 769126/0001 - June 2017

Name or company name	Longfield Lodge Dental
Contract type name	GDS Contract
Purpose of contract	General
Contract start date	10/09/2012
Contract end date	

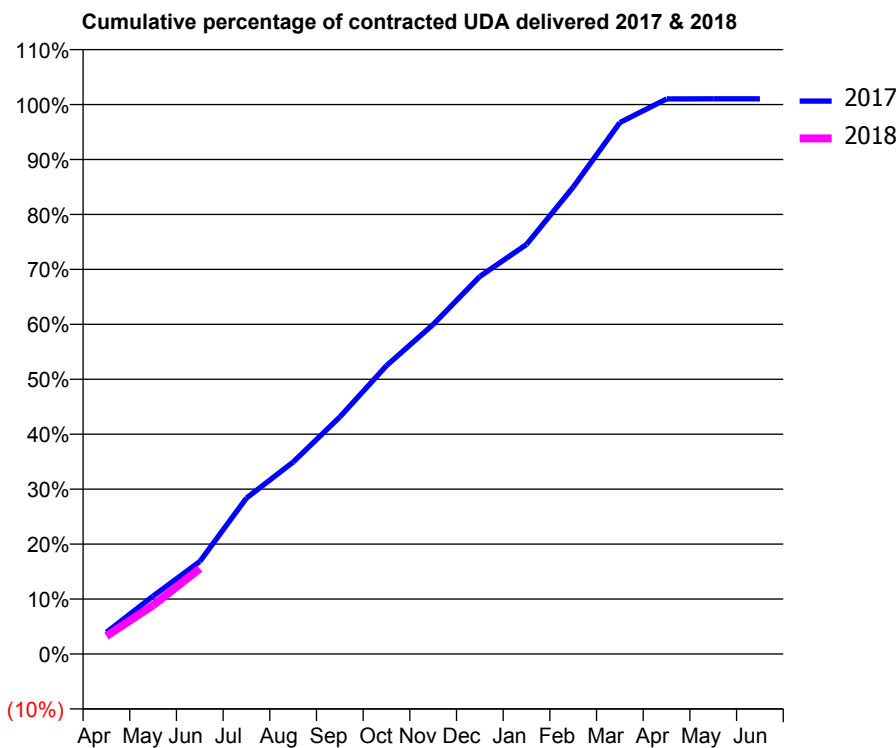
17/18 Contracted general activity (UDA)	10,336
Carry forward general activity (UDA)	0
17/18 Contracted orthodontic activity (UOA)	0
Carry forward orthodontic activity (UOA)	0
Baseline contract value	£277,575.50

ACCESS*

Patients seen in 24 months	Total	Change since previous quarter
Quarter ending June 2016	3,314	
Quarter ending September 2016	3,291	→
Quarter ending December 2016	3,287	→
Quarter ending March 2017	3,284	→
Quarter ending June 2017	3,263	→
Variance since June 2016	(1.5%)	↓



ACTIVITY



Month	Adjusted Scheduled Activity (UDA)	
	2017	2018
April	407	337
May	1,090	916
June	1,738	1,607
July	2,933	
August	3,611	
September	4,459	
October	5,423	
November	6,200	
December	7,102	
January	7,705	
February	8,782	
March	9,995	
April	10,440	
May	10,444	
June	10,444	

QUALITY

	Quantity	Base Number	Contract	AT	Region	England
% of FP17s for the same patient ID Re-attending within 3 months - Children	24	268	9.0%	12.1%	13.0%	12.0%
% of FP17s for the same patient ID Re-attending within 3 months - Adults	142	758	18.7%	16.9%	16.6%	16.0%
% of FP17s for the same patient ID Re-attending between 3 & 9 months - Children	175	268	65.3%	57.7%	59.5%	58.0%
% of FP17s for the same patient ID Re-attending between 3 & 9 months - Adults	423	758	55.8%	51.0%	53.1%	50.9%
% of FP17s for Band 1 Urgent Courses	91	856	10.6%	10.6%	9.3%	9.1%
% of FP17s Relating to Free Repair or Replacements	9	856	1.1%	0.9%	1.0%	0.8%
% of FP17s Relating to Continuations	20	856	2.3%	1.1%	1.3%	1.1%
% of Patients satisfied with the dentistry they have received	2	2	N/A	91.0%	91.9%	91.7%
% of Patients satisfied with the time they had to wait for an appointment	2	2	N/A	87.5%	88.7%	88.0%

* This is based on patients treated on this contract for their most recent course of treatment. Figures in italics indicate the base number of FP17s or Patient Questionnaire responses are less than 100. N/A is shown where the base number of responses is less than 10 during the period. % is calculated as Quantity/Base number*100

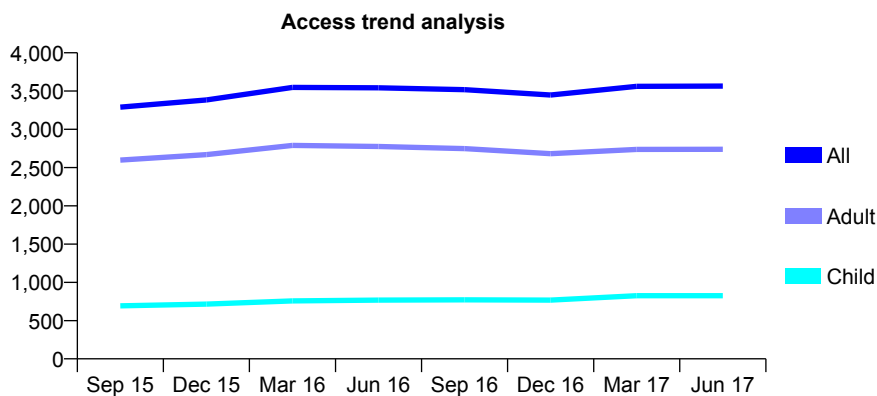
Q46 - Vital Signs At a Glance Contract Report for 769126/0002 - June 2017

Name or company name	MISS S AHMAD
Contract type name	GDS Contract
Purpose of contract	General
Contract start date	15/07/2013
Contract end date	

17/18 Contracted general activity (UDA)	13,017
Carry forward general activity (UDA)	0
17/18 Contracted orthodontic activity (UOA)	0
Carry forward orthodontic activity (UOA)	0
Baseline contract value	£321,688.84

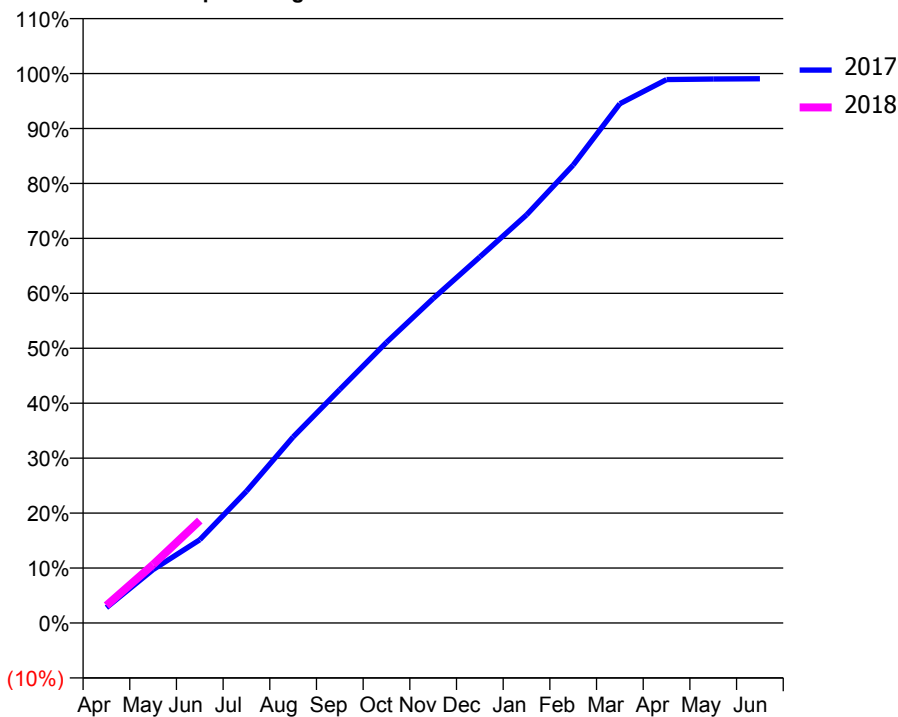
ACCESS*

Patients seen in 24 months	Total	Change since previous quarter
Quarter ending June 2016	3,543	
Quarter ending September 2016	3,518	→
Quarter ending December 2016	3,449	↓
Quarter ending March 2017	3,562	↑
Quarter ending June 2017	3,565	→
Variance since June 2016	0.6%	→



ACTIVITY

Cumulative percentage of contracted UDA delivered 2017 & 2018



Month	Adjusted Scheduled Activity (UDA)	
	2017	2018
April	366	415
May	1,267	1,386
June	1,972	2,427
July	3,123	
August	4,409	
September	5,532	
October	6,647	
November	7,687	
December	8,672	
January	9,669	
February	10,850	
March	12,301	
April	12,875	
May	12,888	
June	12,894	

QUALITY

	Quantity	Base Number	Contract	AT	Region	England
% of FP17s for the same patient ID Re-attending within 3 months - Children	33	330	10.0%	12.1%	13.0%	12.0%
% of FP17s for the same patient ID Re-attending within 3 months - Adults	210	1,093	19.2%	16.9%	16.6%	16.0%
% of FP17s for the same patient ID Re-attending between 3 & 9 months - Children	202	330	61.2%	57.7%	59.5%	58.0%
% of FP17s for the same patient ID Re-attending between 3 & 9 months - Adults	666	1,093	60.9%	51.0%	53.1%	50.9%
% of FP17s for Band 1 Urgent Courses	135	1,161	11.6%	10.6%	9.3%	9.1%
% of FP17s Relating to Free Repair or Replacements	30	1,161	2.6%	0.9%	1.0%	0.8%
% of FP17s Relating to Continuations	30	1,161	2.6%	1.1%	1.3%	1.1%
% of Patients satisfied with the dentistry they have received	12	13	92.3%	91.0%	91.9%	91.7%
% of Patients satisfied with the time they had to wait for an appointment	12	13	92.3%	87.5%	88.7%	88.0%

* This is based on patients treated on this contract for their most recent course of treatment. Figures in italics indicate the base number of FP17s or Patient Questionnaire responses are less than 100. N/A is shown where the base number of responses is less than 10 during the period. % is calculated as Quantity/Base number*100

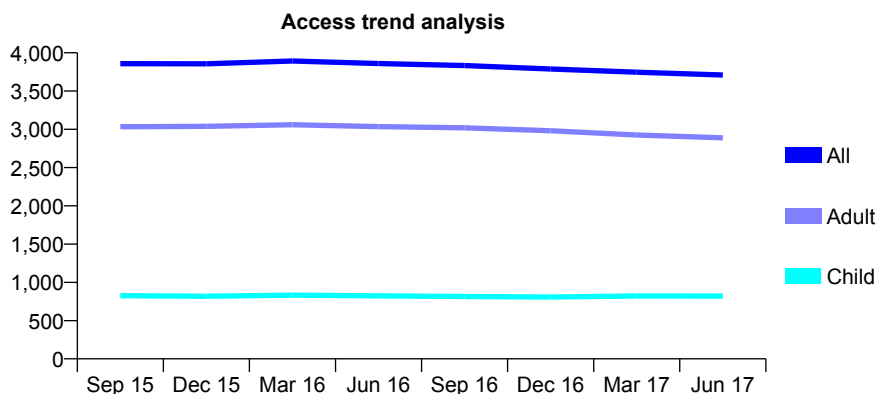
Q46 - Vital Signs At a Glance Contract Report for 769339/0001 - June 2017

Name or company name	MS H LUPSON
Contract type name	GDS Contract
Purpose of contract	General
Contract start date	01/04/2006
Contract end date	

17/18 Contracted general activity (UDA)	12,042
Carry forward general activity (UDA)	0
17/18 Contracted orthodontic activity (UOA)	0
Carry forward orthodontic activity (UOA)	0
Baseline contract value	£288,185.83

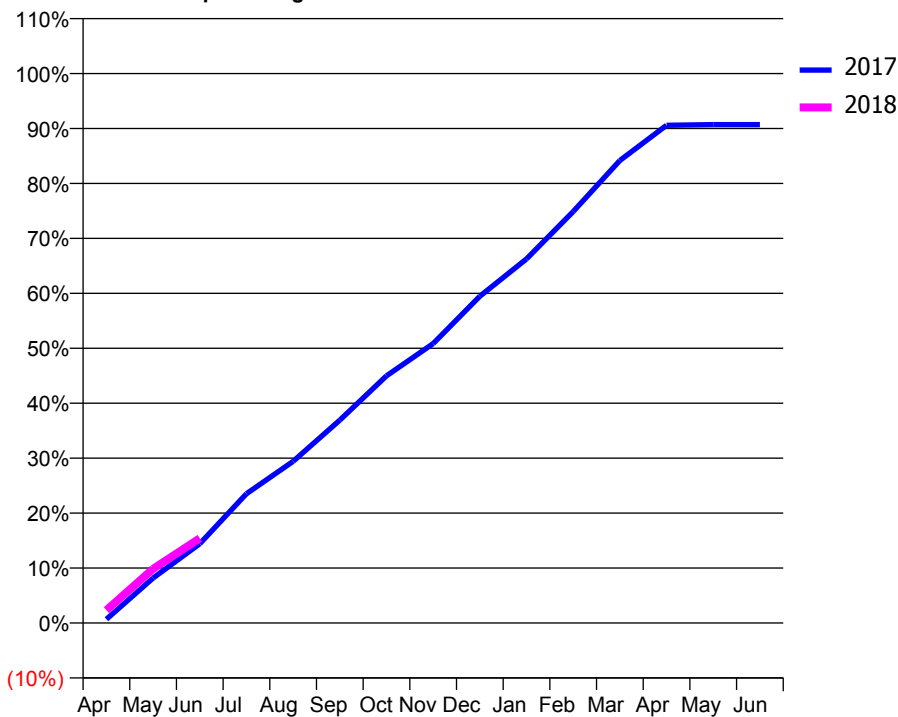
ACCESS*

Patients seen in 24 months	Total	Change since previous quarter
Quarter ending June 2016	3,859	
Quarter ending September 2016	3,834	→
Quarter ending December 2016	3,788	↓
Quarter ending March 2017	3,746	↓
Quarter ending June 2017	3,709	→
Variance since June 2016	(3.9%)	↓



ACTIVITY

Cumulative percentage of contracted UDA delivered 2017 & 2018



Month	Adjusted Scheduled Activity (UDA)	
	2017	2018
April	85	283
May	986	1,189
June	1,738	1,857
July	2,833	
August	3,544	
September	4,447	
October	5,416	
November	6,124	
December	7,161	
January	7,980	
February	9,016	
March	10,134	
April	10,908	
May	10,922	
June	10,922	

QUALITY

	Quantity	Base Number	Contract	AT	Region	England
% of FP17s for the same patient ID Re-attending within 3 months - Children	28	288	9.7%	12.1%	13.0%	12.0%
% of FP17s for the same patient ID Re-attending within 3 months - Adults	245	1,156	21.2%	16.9%	16.6%	16.0%
% of FP17s for the same patient ID Re-attending between 3 & 9 months - Children	199	288	69.1%	57.7%	59.5%	58.0%
% of FP17s for the same patient ID Re-attending between 3 & 9 months - Adults	695	1,156	60.1%	51.0%	53.1%	50.9%
% of FP17s for Band 1 Urgent Courses	84	1,116	7.5%	10.6%	9.3%	9.1%
% of FP17s Relating to Free Repair or Replacements	18	1,116	1.6%	0.9%	1.0%	0.8%
% of FP17s Relating to Continuations	19	1,116	1.7%	1.1%	1.3%	1.1%
% of Patients satisfied with the dentistry they have received	6	7	N/A	91.0%	91.9%	91.7%
% of Patients satisfied with the time they had to wait for an appointment	7	7	N/A	87.5%	88.7%	88.0%

* This is based on patients treated on this contract for their most recent course of treatment. Figures in italics indicate the base number of FP17s or Patient Questionnaire responses are less than 100. N/A is shown where the base number of responses is less than 10 during the period. % is calculated as Quantity/Base number*100

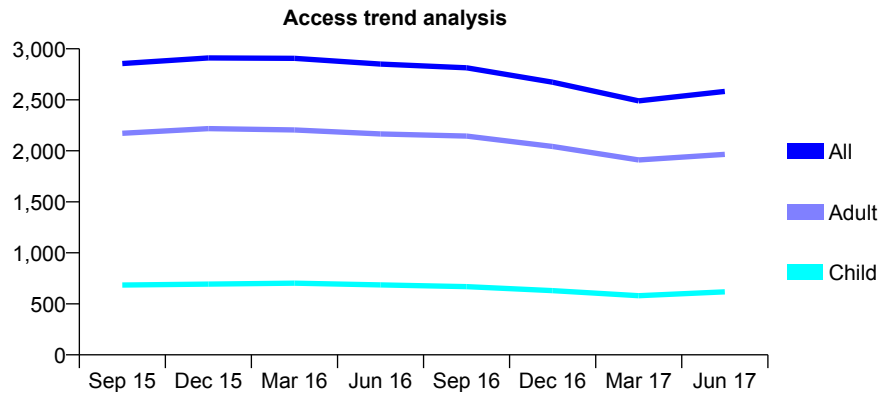
Q46 - Vital Signs At a Glance Contract Report for 770795/0001 - June 2017

Name or company name	MR AR ULLATHORNE
Contract type name	GDS Contract
Purpose of contract	General and Orthodontic
Contract start date	01/12/2013
Contract end date	

17/18 Contracted general activity (UDA)	10,925
Carry forward general activity (UDA)	0
17/18 Contracted orthodontic activity (UOA)	380
Carry forward orthodontic activity (UOA)	0
Baseline contract value	£301,026.15

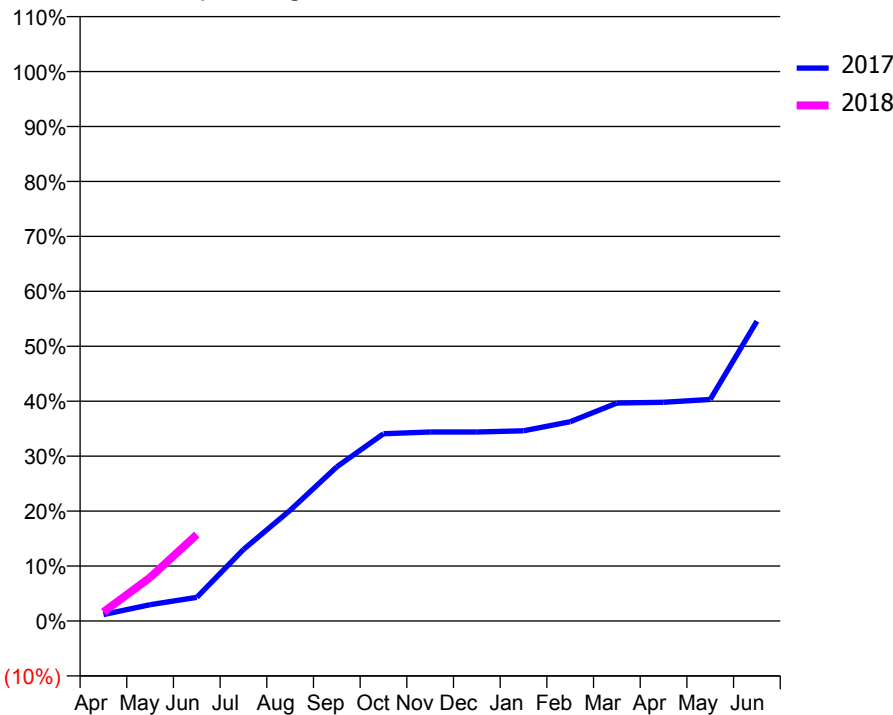
ACCESS*

Patients seen in 24 months	Total	Change since previous quarter
Quarter ending June 2016	2,850	
Quarter ending September 2016	2,814	↓
Quarter ending December 2016	2,673	↓
Quarter ending March 2017	2,490	↓
Quarter ending June 2017	2,582	↑
Variance since June 2016	(9.4%)	↓



ACTIVITY

Cumulative percentage of contracted UDA delivered 2017 & 2018



Month	Adjusted Scheduled Activity (UDA)	
	2017	2018
April	129	179
May	325	866
June	470	1,718
July	1,421	
August	2,202	
September	3,065	
October	3,724	
November	3,758	
December	3,758	
January	3,783	
February	3,963	
March	4,333	
April	4,349	
May	4,405	
June	5,962	

QUALITY

	Quantity	Base Number	Contract	AT	Region	England
% of FP17s for the same patient ID Re-attending within 3 months - Children	25	377	6.6%	12.1%	13.0%	12.0%
% of FP17s for the same patient ID Re-attending within 3 months - Adults	168	1,219	13.8%	16.9%	16.6%	16.0%
% of FP17s for the same patient ID Re-attending between 3 & 9 months - Children	163	377	43.2%	57.7%	59.5%	58.0%
% of FP17s for the same patient ID Re-attending between 3 & 9 months - Adults	498	1,219	40.9%	51.0%	53.1%	50.9%
% of FP17s for Band 1 Urgent Courses	47	620	7.6%	10.6%	9.3%	9.1%
% of FP17s Relating to Free Repair or Replacements	6	620	1.0%	0.9%	1.0%	0.8%
% of FP17s Relating to Continuations	2	620	0.3%	1.1%	1.3%	1.1%
% of Patients satisfied with the dentistry they have received	3	3	N/A	91.0%	91.9%	91.7%
% of Patients satisfied with the time they had to wait for an appointment	3	3	N/A	87.5%	88.7%	88.0%

* This is based on patients treated on this contract for their most recent course of treatment. Figures in italics indicate the base number of FP17s or Patient Questionnaire responses are less than 100. N/A is shown where the base number of responses is less than 10 during the period. % is calculated as Quantity/Base number*100

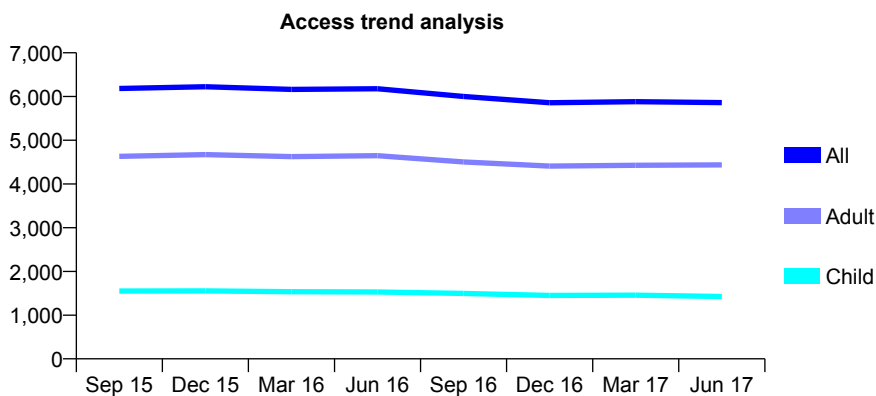
Q46 - Vital Signs At a Glance Contract Report for 770973/0001 - June 2017

Name or company name	MR CD AINSWORTH
Contract type name	GDS Contract
Purpose of contract	General
Contract start date	01/04/2006
Contract end date	

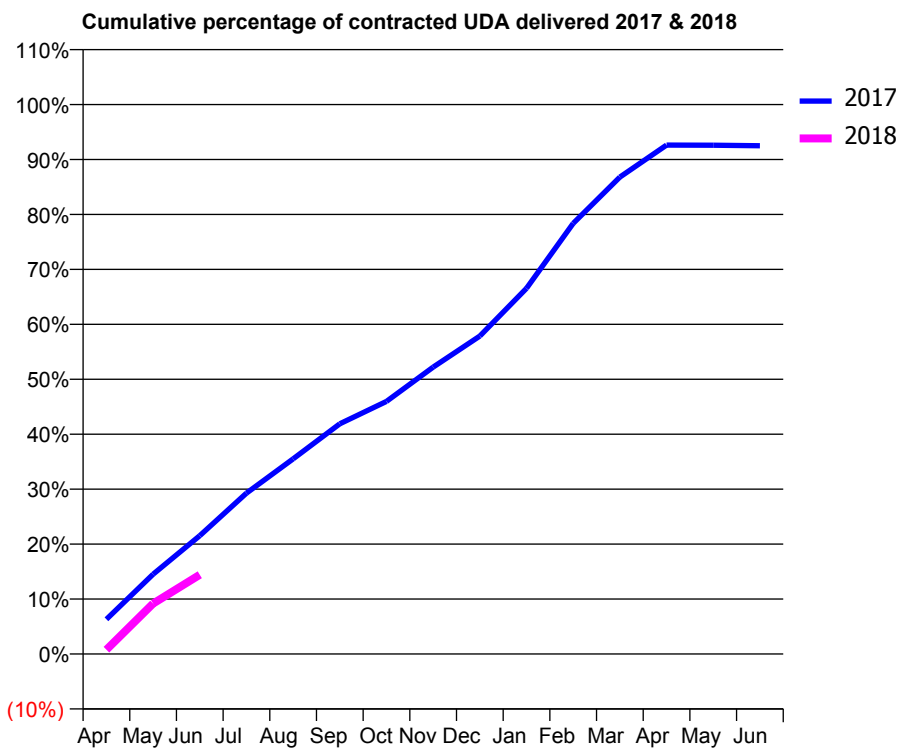
17/18 Contracted general activity (UDA)	20,430
Carry forward general activity (UDA)	0
17/18 Contracted orthodontic activity (UOA)	0
Carry forward orthodontic activity (UOA)	0
Baseline contract value	£615,567.55

ACCESS*

Patients seen in 24 months	Total	Change since previous quarter
Quarter ending June 2016	6,177	
Quarter ending September 2016	6,001	↓
Quarter ending December 2016	5,859	↓
Quarter ending March 2017	5,883	→
Quarter ending June 2017	5,862	→
Variance since June 2016	(5.1%)	↓



ACTIVITY



Month	Adjusted Scheduled Activity (UDA)	
	2017	2018
April	1,293	159
May	2,966	1,876
June	4,402	2,948
July	5,983	
August	7,258	
September	8,558	
October	9,391	
November	10,668	
December	11,820	
January	13,596	
February	16,013	
March	17,733	
April	18,923	
May	18,915	
June	18,897	

QUALITY

	Quantity	Base Number	Contract	AT	Region	England
% of FP17s for the same patient ID Re-attending within 3 months - Children	57	463	12.3%	12.1%	13.0%	12.0%
% of FP17s for the same patient ID Re-attending within 3 months - Adults	225	1,442	15.6%	16.9%	16.6%	16.0%
% of FP17s for the same patient ID Re-attending between 3 & 9 months - Children	244	463	52.7%	57.7%	59.5%	58.0%
% of FP17s for the same patient ID Re-attending between 3 & 9 months - Adults	743	1,442	51.5%	51.0%	53.1%	50.9%
% of FP17s for Band 1 Urgent Courses	235	1,414	16.6%	10.6%	9.3%	9.1%
% of FP17s Relating to Free Repair or Replacements	9	1,414	0.6%	0.9%	1.0%	0.8%
% of FP17s Relating to Continuations	3	1,414	0.2%	1.1%	1.3%	1.1%
% of Patients satisfied with the dentistry they have received	4	4	N/A	91.0%	91.9%	91.7%
% of Patients satisfied with the time they had to wait for an appointment	4	4	N/A	87.5%	88.7%	88.0%

* This is based on patients treated on this contract for their most recent course of treatment. Figures in italics indicate the base number of FP17s or Patient Questionnaire responses are less than 100. N/A is shown where the base number of responses is less than 10 during the period. % is calculated as Quantity/Base number*100

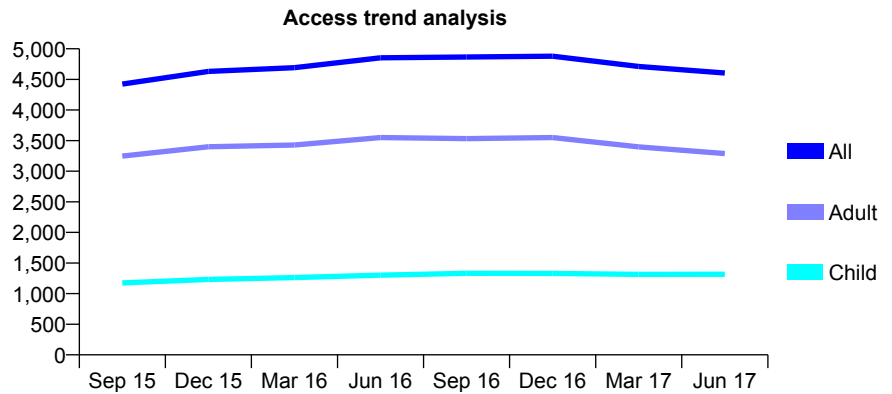
Q46 - Vital Signs At a Glance Contract Report for 772194/0002 - June 2017

Name or company name	MR B AMOZANDEH
Contract type name	GDS Contract
Purpose of contract	General
Contract start date	01/06/2008
Contract end date	

17/18 Contracted general activity (UDA)	19,610
Carry forward general activity (UDA)	0
17/18 Contracted orthodontic activity (UOA)	0
Carry forward orthodontic activity (UOA)	0
Baseline contract value	£545,412.14

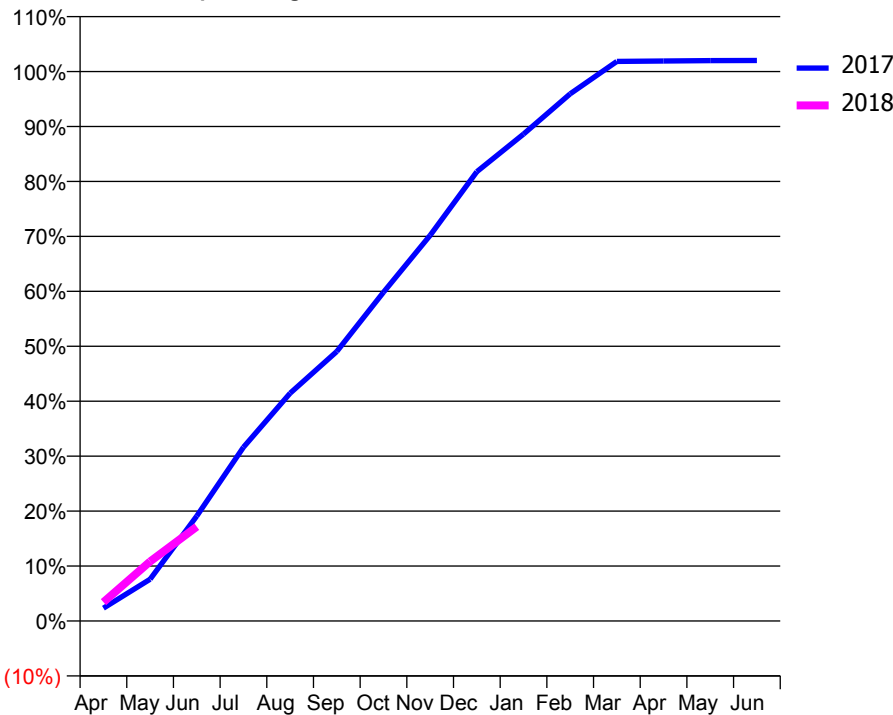
ACCESS*

Patients seen in 24 months	Total	Change since previous quarter
Quarter ending June 2016	4,852	
Quarter ending September 2016	4,865	→
Quarter ending December 2016	4,880	→
Quarter ending March 2017	4,711	↓
Quarter ending June 2017	4,605	↓
Variance since June 2016	(5.1%)	↓



ACTIVITY

Cumulative percentage of contracted UDA delivered 2017 & 2018



Month	Adjusted Scheduled Activity (UDA)	
	2017	2018
April	460	675
May	1,490	2,124
June	3,747	3,365
July	6,201	
August	8,129	
September	9,621	
October	11,733	
November	13,766	
December	16,035	
January	17,376	
February	18,815	
March	19,971	
April	19,986	
May	20,000	
June	20,004	

QUALITY

	Quantity	Base Number	Contract	AT	Region	England
% of FP17s for the same patient ID Re-attending within 3 months - Children	50	464	10.8%	12.1%	13.0%	12.0%
% of FP17s for the same patient ID Re-attending within 3 months - Adults	175	1,069	16.4%	16.9%	16.6%	16.0%
% of FP17s for the same patient ID Re-attending between 3 & 9 months - Children	282	464	60.8%	57.7%	59.5%	58.0%
% of FP17s for the same patient ID Re-attending between 3 & 9 months - Adults	658	1,069	61.6%	51.0%	53.1%	50.9%
% of FP17s for Band 1 Urgent Courses	157	1,526	10.3%	10.6%	9.3%	9.1%
% of FP17s Relating to Free Repair or Replacements	8	1,526	0.5%	0.9%	1.0%	0.8%
% of FP17s Relating to Continuations	12	1,526	0.8%	1.1%	1.3%	1.1%
% of Patients satisfied with the dentistry they have received	10	10	100.0%	91.0%	91.9%	91.7%
% of Patients satisfied with the time they had to wait for an appointment	10	10	100.0%	87.5%	88.7%	88.0%

* This is based on patients treated on this contract for their most recent course of treatment. Figures in italics indicate the base number of FP17s or Patient Questionnaire responses are less than 100. N/A is shown where the base number of responses is less than 10 during the period. % is calculated as Quantity/Base number*100

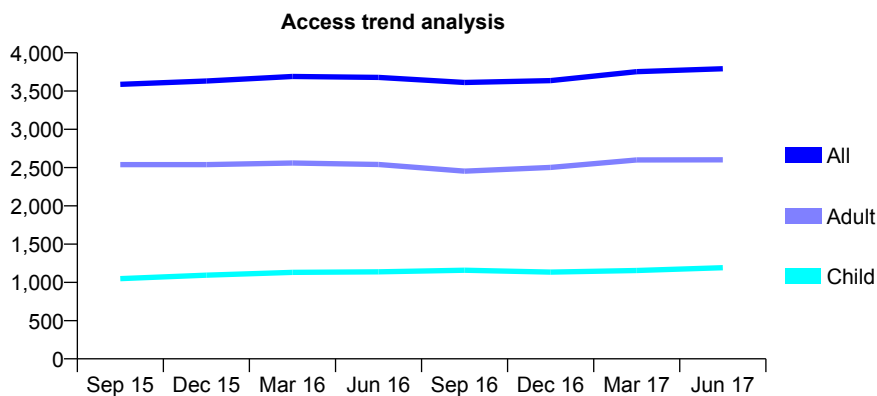
Q46 - Vital Signs At a Glance Contract Report for 772895/0001 - June 2017

Name or company name	MR CE CRAWFORD
Contract type name	GDS Contract
Purpose of contract	General
Contract start date	13/10/2009
Contract end date	

17/18 Contracted general activity (UDA)	6,773
Carry forward general activity (UDA)	0
17/18 Contracted orthodontic activity (UOA)	0
Carry forward orthodontic activity (UOA)	0
Baseline contract value	£165,581.25

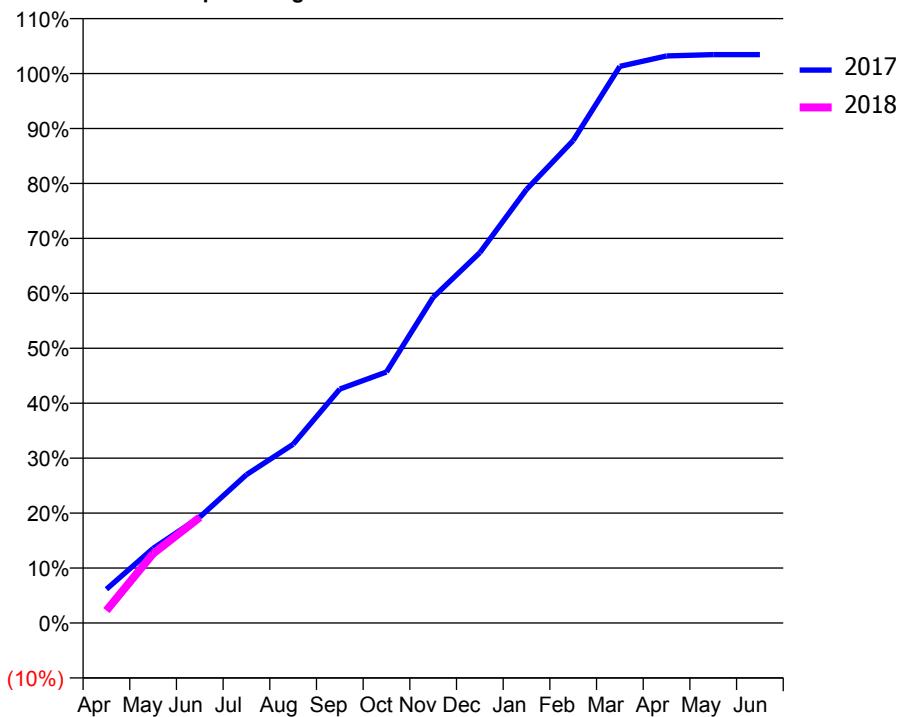
ACCESS*

Patients seen in 24 months	Total	Change since previous quarter
Quarter ending June 2016	3,679	
Quarter ending September 2016	3,612	↓
Quarter ending December 2016	3,636	→
Quarter ending March 2017	3,754	↑
Quarter ending June 2017	3,792	→
Variance since June 2016	3.1%	↑



ACTIVITY

Cumulative percentage of contracted UDA delivered 2017 & 2018



Month	Adjusted Scheduled Activity (UDA)	
	2017	2018
April	417	154
May	920	855
June	1,306	1,303
July	1,829	
August	2,204	
September	2,883	
October	3,094	
November	4,015	
December	4,565	
January	5,344	
February	5,947	
March	6,862	
April	6,989	
May	7,006	
June	7,006	

QUALITY

	Quantity	Base Number	Contract	AT	Region	England
% of FP17s for the same patient ID Re-attending within 3 months - Children	23	413	5.6%	12.1%	13.0%	12.0%
% of FP17s for the same patient ID Re-attending within 3 months - Adults	49	627	7.8%	16.9%	16.6%	16.0%
% of FP17s for the same patient ID Re-attending between 3 & 9 months - Children	270	413	65.4%	57.7%	59.5%	58.0%
% of FP17s for the same patient ID Re-attending between 3 & 9 months - Adults	358	627	57.1%	51.0%	53.1%	50.9%
% of FP17s for Band 1 Urgent Courses	39	702	5.6%	10.6%	9.3%	9.1%
% of FP17s Relating to Free Repair or Replacements	4	702	0.6%	0.9%	1.0%	0.8%
% of FP17s Relating to Continuations	6	702	0.9%	1.1%	1.3%	1.1%
% of Patients satisfied with the dentistry they have received	4	4	N/A	91.0%	91.9%	91.7%
% of Patients satisfied with the time they had to wait for an appointment	4	4	N/A	87.5%	88.7%	88.0%

* This is based on patients treated on this contract for their most recent course of treatment. Figures in italics indicate the base number of FP17s or Patient Questionnaire responses are less than 100. N/A is shown where the base number of responses is less than 10 during the period. % is calculated as Quantity/Base number*100

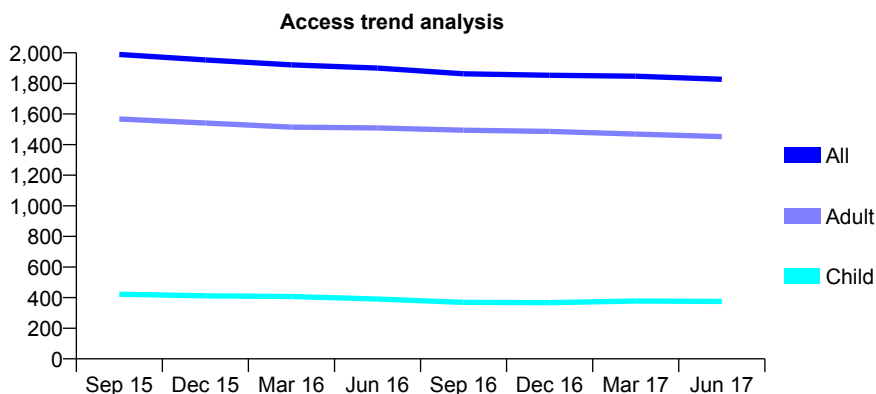
Q46 - Vital Signs At a Glance Contract Report for 772968/0001 - June 2017

Name or company name	MISS SN HUSSAIN
Contract type name	GDS Contract
Purpose of contract	General
Contract start date	19/04/2011
Contract end date	

17/18 Contracted general activity (UDA)	4,906
Carry forward general activity (UDA)	0
17/18 Contracted orthodontic activity (UOA)	0
Carry forward orthodontic activity (UOA)	0
Baseline contract value	£119,195.25

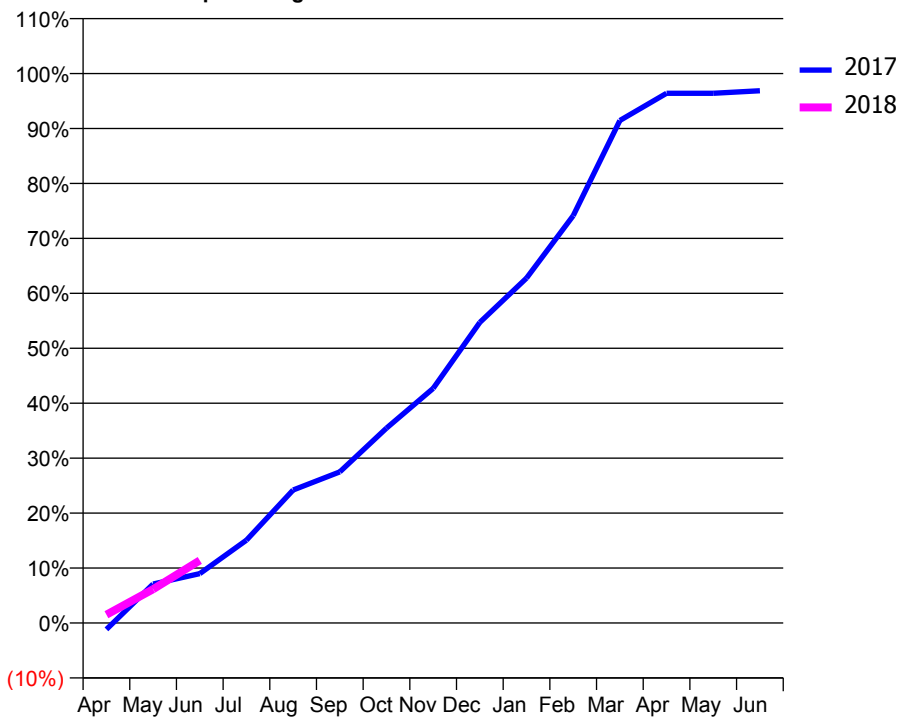
ACCESS*

Patients seen in 24 months	Total	Change since previous quarter
Quarter ending June 2016	1,900	
Quarter ending September 2016	1,863	↓
Quarter ending December 2016	1,853	→
Quarter ending March 2017	1,847	→
Quarter ending June 2017	1,827	↓
Variance since June 2016	(3.8%)	↓



ACTIVITY

Cumulative percentage of contracted UDA delivered 2017 & 2018



Adjusted Scheduled Activity (UDA)

Month	2017	2018
April	-57	74
May	348	302
June	441	559
July	740	
August	1,187	
September	1,349	
October	1,740	
November	2,094	
December	2,684	
January	3,079	
February	3,637	
March	4,486	
April	4,729	
May	4,729	
June	4,752	

QUALITY

	Quantity	Base Number	Contract	AT	Region	England
% of FP17s for the same patient ID Re-attending within 3 months - Children	17	116	14.7%	12.1%	13.0%	12.0%
% of FP17s for the same patient ID Re-attending within 3 months - Adults	79	482	16.4%	16.9%	16.6%	16.0%
% of FP17s for the same patient ID Re-attending between 3 & 9 months - Children	85	116	73.3%	57.7%	59.5%	58.0%
% of FP17s for the same patient ID Re-attending between 3 & 9 months - Adults	308	482	63.9%	51.0%	53.1%	50.9%
% of FP17s for Band 1 Urgent Courses	14	316	4.4%	10.6%	9.3%	9.1%
% of FP17s Relating to Free Repair or Replacements	4	316	1.3%	0.9%	1.0%	0.8%
% of FP17s Relating to Continuations	4	316	1.3%	1.1%	1.3%	1.1%
% of Patients satisfied with the dentistry they have received	4	5	N/A	91.0%	91.9%	91.7%
% of Patients satisfied with the time they had to wait for an appointment	4	5	N/A	87.5%	88.7%	88.0%

* This is based on patients treated on this contract for their most recent course of treatment. Figures in italics indicate the base number of FP17s or Patient Questionnaire responses are less than 100. N/A is shown where the base number of responses is less than 10 during the period. % is calculated as Quantity/Base number*100

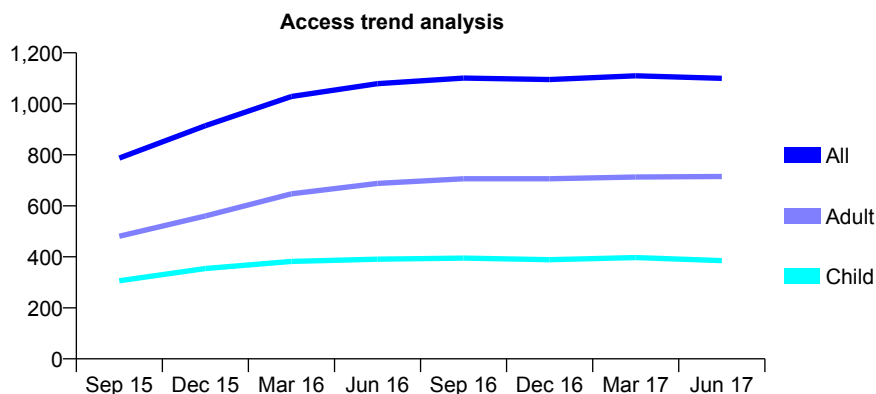
Q46 - Vital Signs At a Glance Contract Report for 772968/0003 - June 2017

Name or company name	MISS SN HUSSAIN
Contract type name	GDS Contract
Purpose of contract	General
Contract start date	01/01/2015
Contract end date	

17/18 Contracted general activity (UDA)	2,213
Carry forward general activity (UDA)	0
17/18 Contracted orthodontic activity (UOA)	0
Carry forward orthodontic activity (UOA)	0
Baseline contract value	£60,310.41

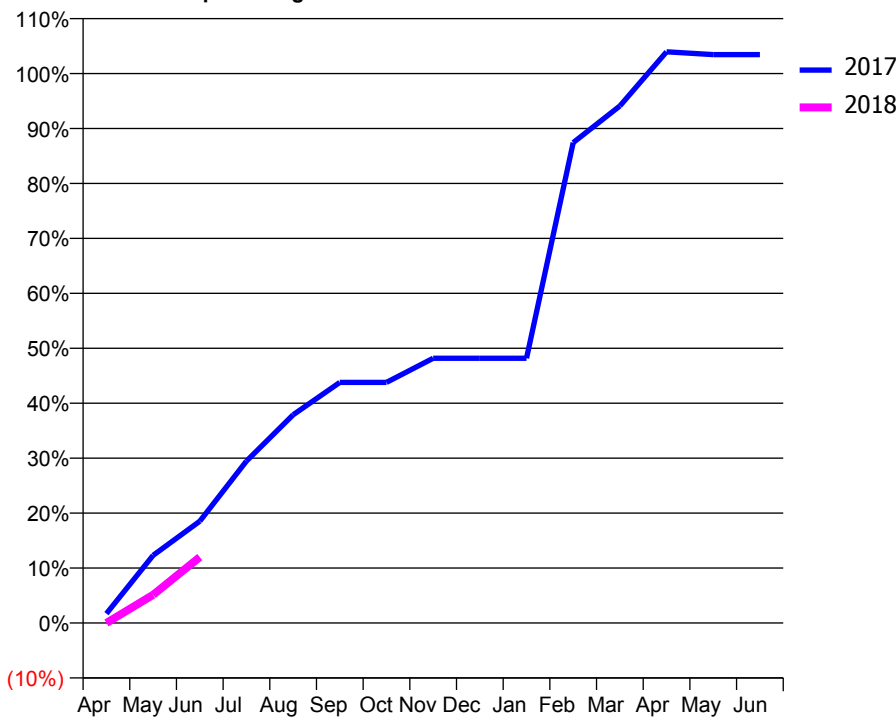
ACCESS*

Patients seen in 24 months	Total	Change since previous quarter
Quarter ending June 2016	1,079	
Quarter ending September 2016	1,101	↑
Quarter ending December 2016	1,095	→
Quarter ending March 2017	1,110	→
Quarter ending June 2017	1,100	→
Variance since June 2016	1.9%	→



ACTIVITY

Cumulative percentage of contracted UDA delivered 2017 & 2018



Month	Adjusted Scheduled Activity (UDA)	
	2017	2018
April	38	0
May	273	114
June	410	266
July	652	
August	838	
September	969	
October	969	
November	1,066	
December	1,066	
January	1,066	
February	1,934	
March	2,082	
April	2,300	
May	2,289	
June	2,289	

QUALITY

	Quantity	Base Number	Contract	AT	Region	England
% of FP17s for the same patient ID Re-attending within 3 months - Children	18	181	9.9%	12.1%	13.0%	12.0%
% of FP17s for the same patient ID Re-attending within 3 months - Adults	41	277	14.8%	16.9%	16.6%	16.0%
% of FP17s for the same patient ID Re-attending between 3 & 9 months - Children	131	181	72.4%	57.7%	59.5%	58.0%
% of FP17s for the same patient ID Re-attending between 3 & 9 months - Adults	178	277	64.3%	51.0%	53.1%	50.9%
% of FP17s for Band 1 Urgent Courses	18	180	10.0%	10.6%	9.3%	9.1%
% of FP17s Relating to Free Repair or Replacements	0	180	0.0%	0.9%	1.0%	0.8%
% of FP17s Relating to Continuations	1	180	0.6%	1.1%	1.3%	1.1%
% of Patients satisfied with the dentistry they have received	2	3	N/A	91.0%	91.9%	91.7%
% of Patients satisfied with the time they had to wait for an appointment	3	3	N/A	87.5%	88.7%	88.0%

* This is based on patients treated on this contract for their most recent course of treatment. Figures in italics indicate the base number of FP17s or Patient Questionnaire responses are less than 100. N/A is shown where the base number of responses is less than 10 during the period. % is calculated as Quantity/Base number*100

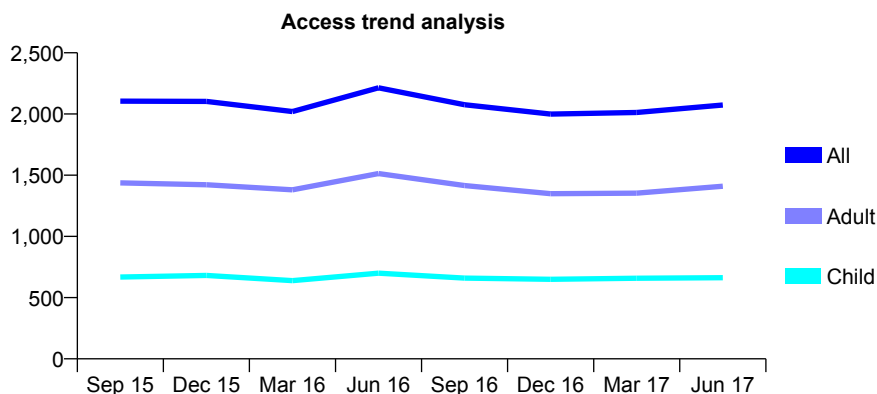
Q46 - Vital Signs At a Glance Contract Report for 773174/0001 - June 2017

Name or company name	MR S AHMED
Contract type name	GDS Contract
Purpose of contract	General
Contract start date	01/04/2006
Contract end date	

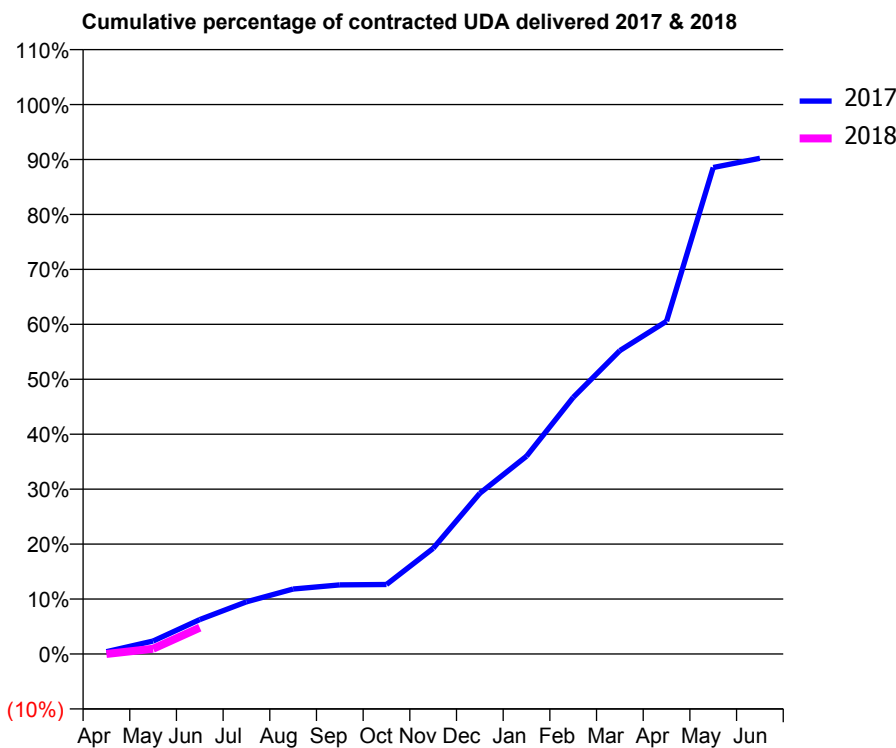
17/18 Contracted general activity (UDA)	8,304
Carry forward general activity (UDA)	0
17/18 Contracted orthodontic activity (UOA)	0
Carry forward orthodontic activity (UOA)	0
Baseline contract value	£275,717.49

ACCESS*

Patients seen in 24 months	Total	Change since previous quarter
Quarter ending June 2016	2,214	
Quarter ending September 2016	2,076	↓
Quarter ending December 2016	1,999	↓
Quarter ending March 2017	2,012	→
Quarter ending June 2017	2,073	↑
Variance since June 2016	(6.4%)	↓



ACTIVITY



Month	Adjusted Scheduled Activity (UDA)	
	2017	2018
April	34	0
May	196	80
June	522	399
July	790	
August	982	
September	1,044	
October	1,051	
November	1,598	
December	2,430	
January	2,990	
February	3,878	
March	4,586	
April	5,028	
May	7,351	
June	7,492	

QUALITY

	Quantity	Base Number	Contract	AT	Region	England
% of FP17s for the same patient ID Re-attending within 3 months - Children	17	153	11.1%	12.1%	13.0%	12.0%
% of FP17s for the same patient ID Re-attending within 3 months - Adults	79	452	17.5%	16.9%	16.6%	16.0%
% of FP17s for the same patient ID Re-attending between 3 & 9 months - Children	28	153	18.3%	57.7%	59.5%	58.0%
% of FP17s for the same patient ID Re-attending between 3 & 9 months - Adults	90	452	19.9%	51.0%	53.1%	50.9%
% of FP17s for Band 1 Urgent Courses	28	162	17.3%	10.6%	9.3%	9.1%
% of FP17s Relating to Free Repair or Replacements	3	162	1.9%	0.9%	1.0%	0.8%
% of FP17s Relating to Continuations	0	162	0.0%	1.1%	1.3%	1.1%
% of Patients satisfied with the dentistry they have received	3	5	N/A	91.0%	91.9%	91.7%
% of Patients satisfied with the time they had to wait for an appointment	1	5	N/A	87.5%	88.7%	88.0%

* This is based on patients treated on this contract for their most recent course of treatment. Figures in italics indicate the base number of FP17s or Patient Questionnaire responses are less than 100. N/A is shown where the base number of responses is less than 10 during the period. % is calculated as Quantity/Base number*100

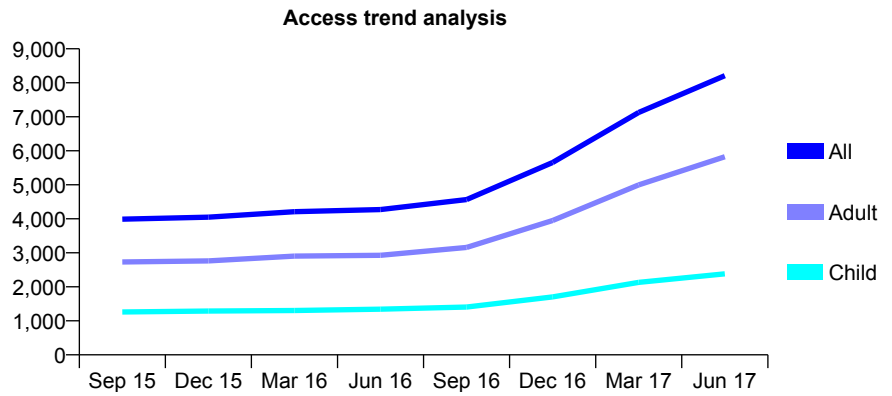
Q46 - Vital Signs At a Glance Contract Report for 780871/0001 - June 2017

Name or company name	MR R KHAN
Contract type name	GDS Contract
Purpose of contract	General
Contract start date	01/04/2006
Contract end date	

17/18 Contracted general activity (UDA)	24,622
Carry forward general activity (UDA)	0
17/18 Contracted orthodontic activity (UOA)	0
Carry forward orthodontic activity (UOA)	0
Baseline contract value	£699,624.26

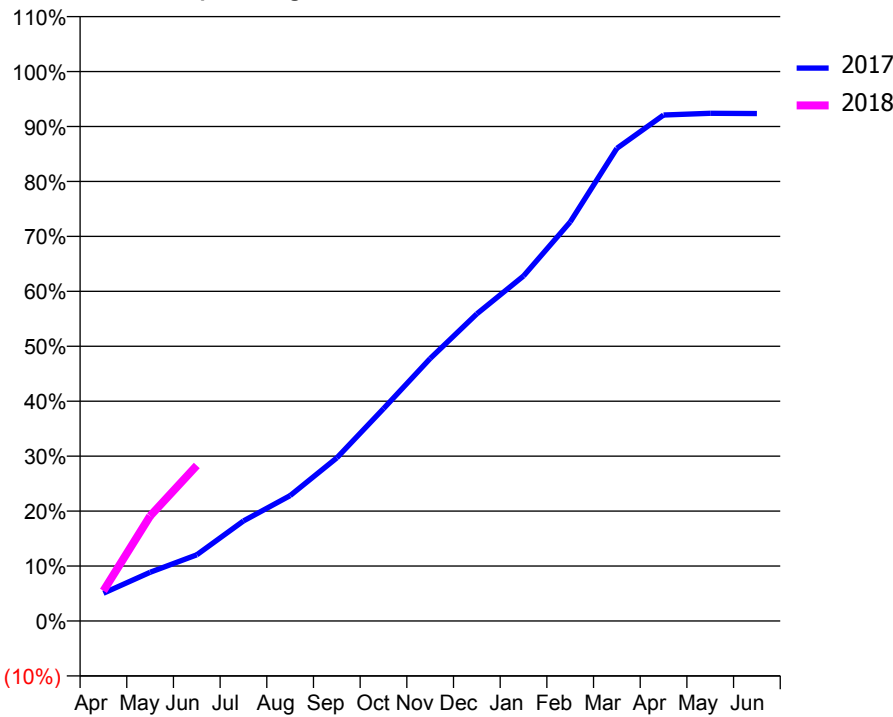
ACCESS*

Patients seen in 24 months	Total	Change since previous quarter
Quarter ending June 2016	4,271	
Quarter ending September 2016	4,567	↑
Quarter ending December 2016	5,656	↑
Quarter ending March 2017	7,127	↑
Quarter ending June 2017	8,209	↑
Variance since June 2016	92.2%	↑



ACTIVITY

Cumulative percentage of contracted UDA delivered 2017 & 2018



Month	Adjusted Scheduled Activity (UDA)	
	2017	2018
April	1,247	1,352
May	2,183	4,707
June	2,966	6,971
July	4,483	
August	5,621	
September	7,309	
October	9,512	
November	11,760	
December	13,763	
January	15,461	
February	17,882	
March	21,180	
April	22,671	
May	22,753	
June	22,739	

QUALITY

	Quantity	Base Number	Contract	AT	Region	England
% of FP17s for the same patient ID Re-attending within 3 months - Children	76	922	8.2%	12.1%	13.0%	12.0%
% of FP17s for the same patient ID Re-attending within 3 months - Adults	372	2,411	15.4%	16.9%	16.6%	16.0%
% of FP17s for the same patient ID Re-attending between 3 & 9 months - Children	459	922	49.8%	57.7%	59.5%	58.0%
% of FP17s for the same patient ID Re-attending between 3 & 9 months - Adults	955	2,411	39.6%	51.0%	53.1%	50.9%
% of FP17s for Band 1 Urgent Courses	314	2,732	11.5%	10.6%	9.3%	9.1%
% of FP17s Relating to Free Repair or Replacements	26	2,732	1.0%	0.9%	1.0%	0.8%
% of FP17s Relating to Continuations	11	2,732	0.4%	1.1%	1.3%	1.1%
% of Patients satisfied with the dentistry they have received	4	5	N/A	91.0%	91.9%	91.7%
% of Patients satisfied with the time they had to wait for an appointment	4	5	N/A	87.5%	88.7%	88.0%

* This is based on patients treated on this contract for their most recent course of treatment. Figures in italics indicate the base number of FP17s or Patient Questionnaire responses are less than 100. N/A is shown where the base number of responses is less than 10 during the period. % is calculated as Quantity/Base number*100

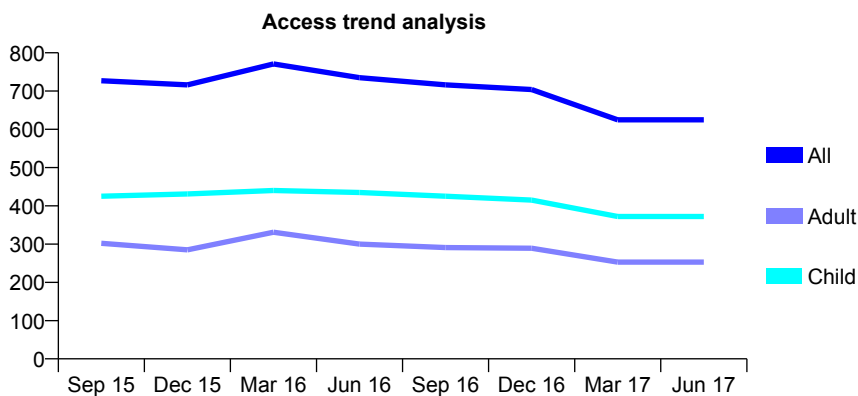
Q46 - Vital Signs At a Glance Contract Report for 803375/0001 - June 2017

Name or company name	MISS SR WOOLF
Contract type name	GDS Contract
Purpose of contract	General
Contract start date	01/04/2006
Contract end date	

17/18 Contracted general activity (UDA)	1,715
Carry forward general activity (UDA)	0
17/18 Contracted orthodontic activity (UOA)	0
Carry forward orthodontic activity (UOA)	0
Baseline contract value	£64,313.67

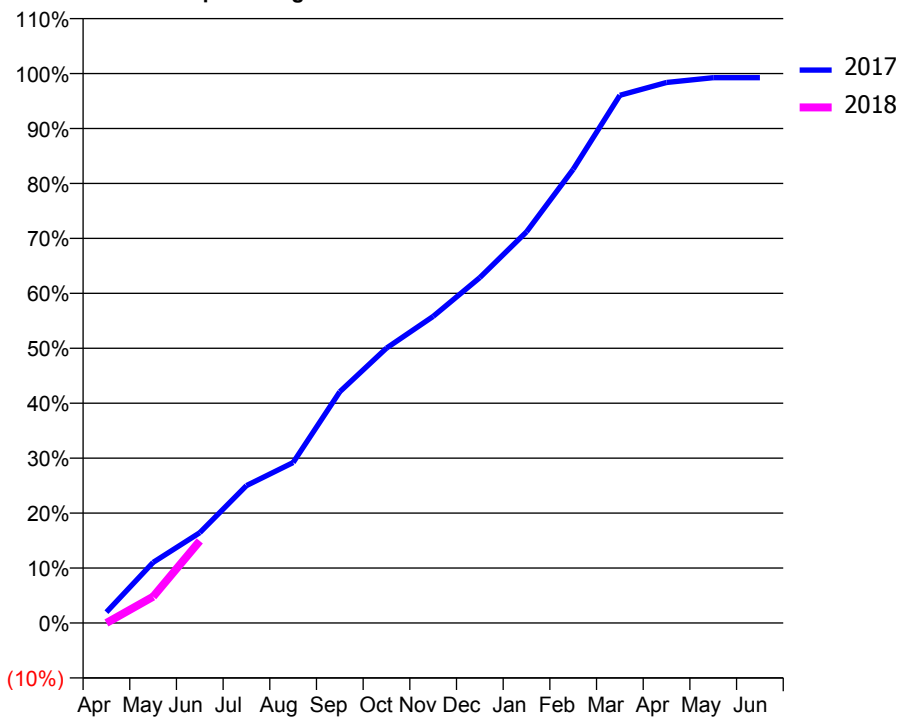
ACCESS*

Patients seen in 24 months	Total	Change since previous quarter
Quarter ending June 2016	735	
Quarter ending September 2016	716	↓
Quarter ending December 2016	704	↓
Quarter ending March 2017	625	↓
Quarter ending June 2017	625	→
Variance since June 2016	(15.0%)	↓



ACTIVITY

Cumulative percentage of contracted UDA delivered 2017 & 2018



Month	Adjusted Scheduled Activity (UDA)	
	2017	2018
April	34	0
May	189	82
June	282	256
July	429	
August	501	
September	722	
October	858	
November	957	
December	1,078	
January	1,221	
February	1,416	
March	1,647	
April	1,687	
May	1,702	
June	1,702	

QUALITY

	Quantity	Base Number	Contract	AT	Region	England
% of FP17s for the same patient ID Re-attending within 3 months - Children	11	90	12.2%	12.1%	13.0%	12.0%
% of FP17s for the same patient ID Re-attending within 3 months - Adults	3	40	7.5%	16.9%	16.6%	16.0%
% of FP17s for the same patient ID Re-attending between 3 & 9 months - Children	45	90	50.0%	57.7%	59.5%	58.0%
% of FP17s for the same patient ID Re-attending between 3 & 9 months - Adults	10	40	25.0%	51.0%	53.1%	50.9%
% of FP17s for Band 1 Urgent Courses	0	114	0.0%	10.6%	9.3%	9.1%
% of FP17s Relating to Free Repair or Replacements	0	114	0.0%	0.9%	1.0%	0.8%
% of FP17s Relating to Continuations	7	114	6.1%	1.1%	1.3%	1.1%
% of Patients satisfied with the dentistry they have received	3	3	N/A	91.0%	91.9%	91.7%
% of Patients satisfied with the time they had to wait for an appointment	3	3	N/A	87.5%	88.7%	88.0%

* This is based on patients treated on this contract for their most recent course of treatment. Figures in italics indicate the base number of FP17s or Patient Questionnaire responses are less than 100. N/A is shown where the base number of responses is less than 10 during the period. % is calculated as Quantity/Base number*100

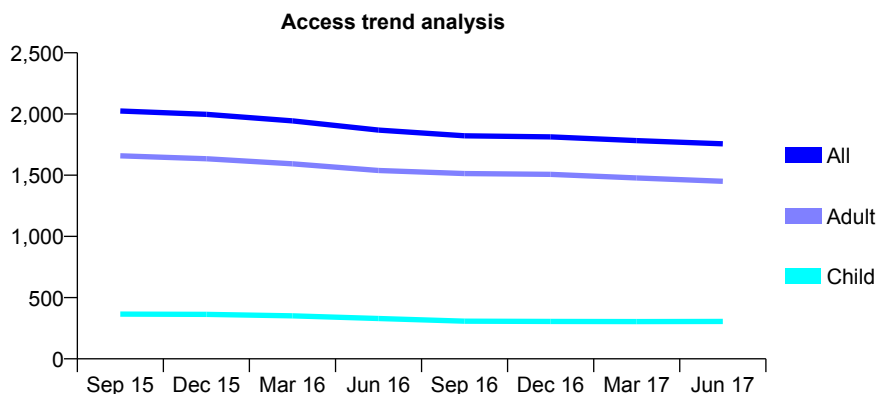
Q46 - Vital Signs At a Glance Contract Report for 819883/0002 - June 2017

Name or company name	MR AJ TAYLOR
Contract type name	GDS Contract
Purpose of contract	General
Contract start date	01/04/2006
Contract end date	

17/18 Contracted general activity (UDA)	6,065
Carry forward general activity (UDA)	0
17/18 Contracted orthodontic activity (UOA)	0
Carry forward orthodontic activity (UOA)	0
Baseline contract value	£138,910.36

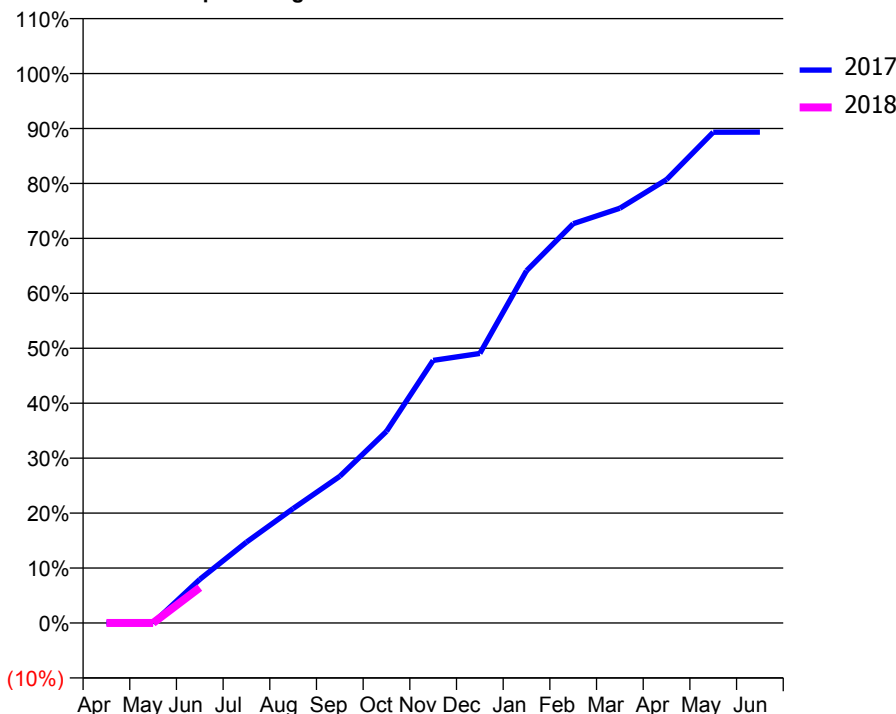
ACCESS*

Patients seen in 24 months	Total	Change since previous quarter
Quarter ending June 2016	1,869	
Quarter ending September 2016	1,822	↓
Quarter ending December 2016	1,813	→
Quarter ending March 2017	1,783	↓
Quarter ending June 2017	1,756	↓
Variance since June 2016	(6.0%)	↓



ACTIVITY

Cumulative percentage of contracted UDA delivered 2017 & 2018



Adjusted Scheduled Activity (UDA)

Month	2017	2018
April	0	0
May	0	0
June	482	391
July	892	
August	1,263	
September	1,619	
October	2,115	
November	2,898	
December	2,975	
January	3,888	
February	4,408	
March	4,578	
April	4,894	
May	5,417	
June	5,418	

QUALITY

	Quantity	Base Number	Contract	AT	Region	England
% of FP17s for the same patient ID Re-attending within 3 months - Children	10	98	10.2%	12.1%	13.0%	12.0%
% of FP17s for the same patient ID Re-attending within 3 months - Adults	93	522	17.8%	16.9%	16.6%	16.0%
% of FP17s for the same patient ID Re-attending between 3 & 9 months - Children	51	98	52.0%	57.7%	59.5%	58.0%
% of FP17s for the same patient ID Re-attending between 3 & 9 months - Adults	326	522	62.5%	51.0%	53.1%	50.9%
% of FP17s for Band 1 Urgent Courses	34	200	17.0%	10.6%	9.3%	9.1%
% of FP17s Relating to Free Repair or Replacements	1	200	0.5%	0.9%	1.0%	0.8%
% of FP17s Relating to Continuations	1	200	0.5%	1.1%	1.3%	1.1%
% of Patients satisfied with the dentistry they have received	1	1	N/A	91.0%	91.9%	91.7%
% of Patients satisfied with the time they had to wait for an appointment	1	1	N/A	87.5%	88.7%	88.0%

* This is based on patients treated on this contract for their most recent course of treatment. Figures in italics indicate the base number of FP17s or Patient Questionnaire responses are less than 100. N/A is shown where the base number of responses is less than 10 during the period. % is calculated as Quantity/Base number*100

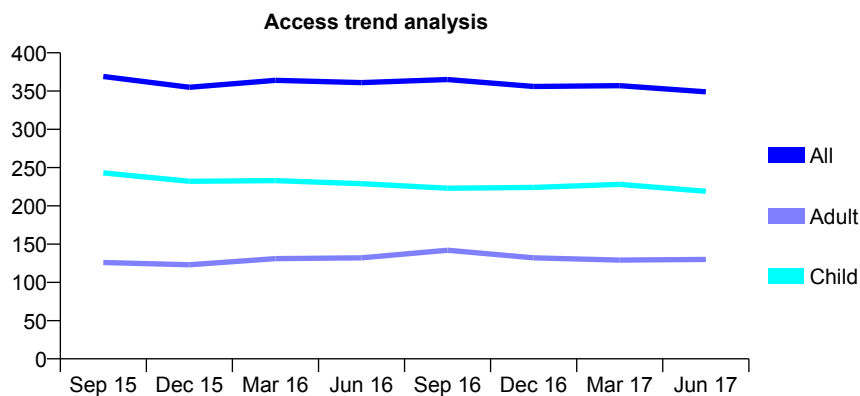
Q46 - Vital Signs At a Glance Contract Report for 824372/0001 - June 2017

Name or company name	MRS LR DOVER
Contract type name	GDS Contract
Purpose of contract	General and Orthodontic
Contract start date	01/04/2006
Contract end date	

17/18 Contracted general activity (UDA)	760
Carry forward general activity (UDA)	0
17/18 Contracted orthodontic activity (UOA)	397
Carry forward orthodontic activity (UOA)	0
Baseline contract value	£34,504.02

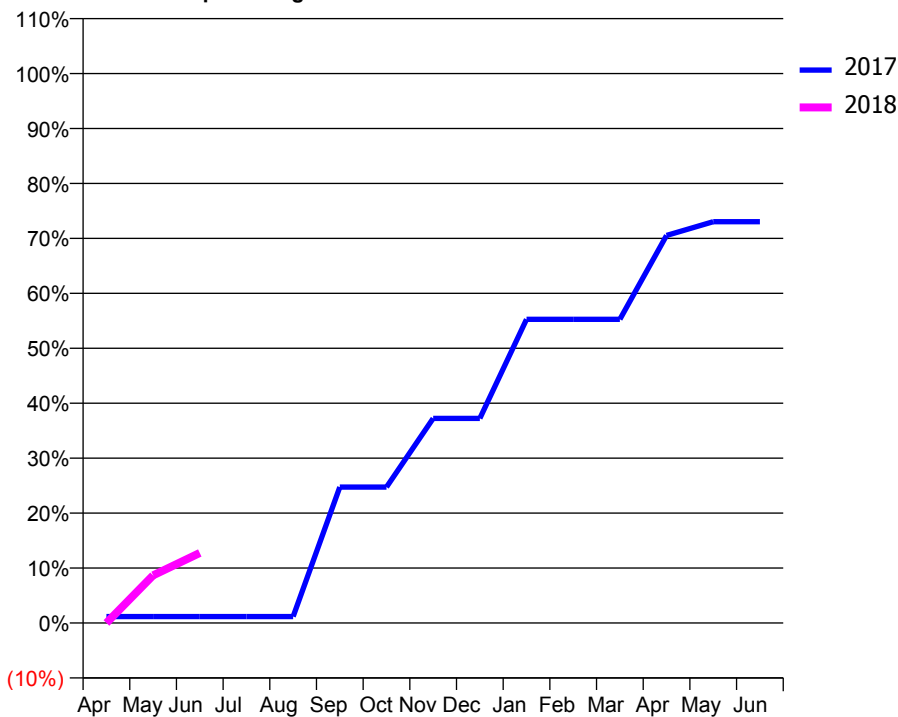
ACCESS*

Patients seen in 24 months	Total	Change since previous quarter
Quarter ending June 2016	361	
Quarter ending September 2016	365	→
Quarter ending December 2016	356	↓
Quarter ending March 2017	357	→
Quarter ending June 2017	349	↓
Variance since June 2016	(3.3%)	↓



ACTIVITY

Cumulative percentage of contracted UDA delivered 2017 & 2018



Adjusted Scheduled Activity (UDA)

Month	2017	2018
April	9	0
May	9	66
June	9	97
July	9	
August	9	
September	188	
October	188	
November	283	
December	283	
January	420	
February	420	
March	420	
April	536	
May	555	
June	555	

QUALITY

	Quantity	Base Number	Contract	AT	Region	England
% of FP17s for the same patient ID Re-attending within 3 months - Children	7	87	8.0%	12.1%	13.0%	12.0%
% of FP17s for the same patient ID Re-attending within 3 months - Adults	8	48	16.7%	16.9%	16.6%	16.0%
% of FP17s for the same patient ID Re-attending between 3 & 9 months - Children	41	87	47.1%	57.7%	59.5%	58.0%
% of FP17s for the same patient ID Re-attending between 3 & 9 months - Adults	16	48	33.3%	51.0%	53.1%	50.9%
% of FP17s for Band 1 Urgent Courses	0	51	0.0%	10.6%	9.3%	9.1%
% of FP17s Relating to Free Repair or Replacements	0	51	0.0%	0.9%	1.0%	0.8%
% of FP17s Relating to Continuations	2	51	3.9%	1.1%	1.3%	1.1%
% of Patients satisfied with the dentistry they have received	0	0	N/A	91.0%	91.9%	91.7%
% of Patients satisfied with the time they had to wait for an appointment	0	0	N/A	87.5%	88.7%	88.0%

* This is based on patients treated on this contract for their most recent course of treatment. Figures in italics indicate the base number of FP17s or Patient Questionnaire responses are less than 100. N/A is shown where the base number of responses is less than 10 during the period. % is calculated as Quantity/Base number*100

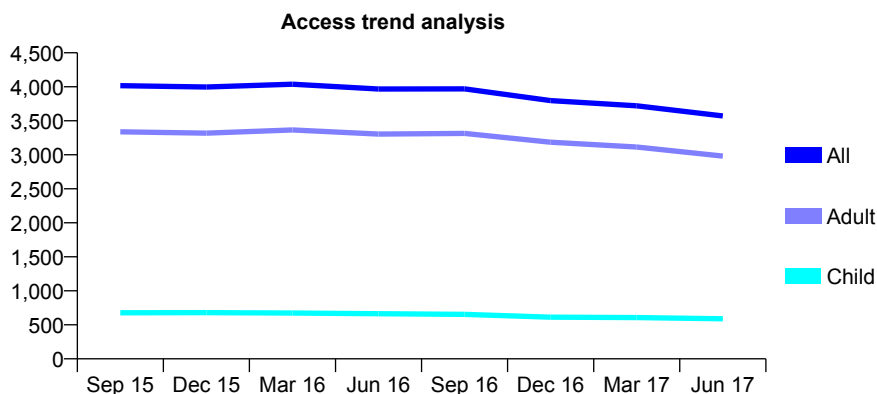
Q46 - Vital Signs At a Glance Contract Report for 825093/0002 - June 2017

Name or company name	MR MA NASEEM
Contract type name	GDS Contract
Purpose of contract	General
Contract start date	01/04/2006
Contract end date	

17/18 Contracted general activity (UDA)	13,932
Carry forward general activity (UDA)	0
17/18 Contracted orthodontic activity (UOA)	0
Carry forward orthodontic activity (UOA)	0
Baseline contract value	£323,424.24

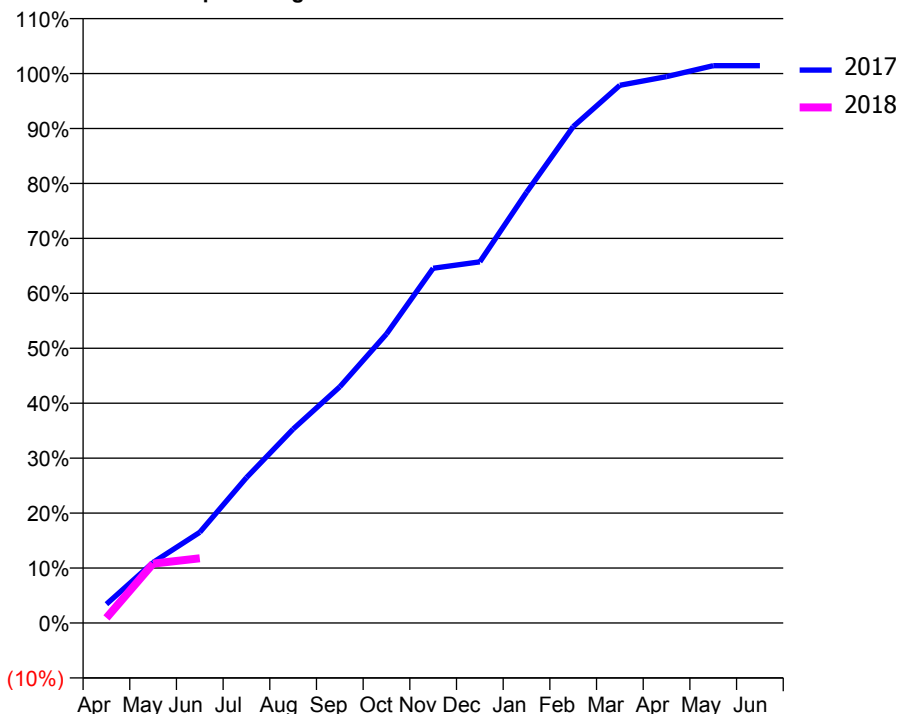
ACCESS*

Patients seen in 24 months	Total	Change since previous quarter
Quarter ending June 2016	3,968	
Quarter ending September 2016	3,969	→
Quarter ending December 2016	3,798	↓
Quarter ending March 2017	3,721	↓
Quarter ending June 2017	3,572	↓
Variance since June 2016	(10.0%)	↓



ACTIVITY

Cumulative percentage of contracted UDA delivered 2017 & 2018



Month	Adjusted Scheduled Activity (UDA)	
	2017	2018
April	477	129
May	1,536	1,507
June	2,301	1,643
July	3,686	
August	4,917	
September	5,991	
October	7,328	
November	8,995	
December	9,155	
January	10,919	
February	12,585	
March	13,633	
April	13,854	
May	14,130	
June	14,130	

QUALITY

	Quantity	Base Number	Contract	AT	Region	England
% of FP17s for the same patient ID Re-attending within 3 months - Children	7	143	4.9%	12.1%	13.0%	12.0%
% of FP17s for the same patient ID Re-attending within 3 months - Adults	96	700	13.7%	16.9%	16.6%	16.0%
% of FP17s for the same patient ID Re-attending between 3 & 9 months - Children	102	143	71.3%	57.7%	59.5%	58.0%
% of FP17s for the same patient ID Re-attending between 3 & 9 months - Adults	452	700	64.6%	51.0%	53.1%	50.9%
% of FP17s for Band 1 Urgent Courses	13	685	1.9%	10.6%	9.3%	9.1%
% of FP17s Relating to Free Repair or Replacements	6	685	0.9%	0.9%	1.0%	0.8%
% of FP17s Relating to Continuations	8	685	1.2%	1.1%	1.3%	1.1%
% of Patients satisfied with the dentistry they have received	4	4	N/A	91.0%	91.9%	91.7%
% of Patients satisfied with the time they had to wait for an appointment	4	4	N/A	87.5%	88.7%	88.0%

* This is based on patients treated on this contract for their most recent course of treatment. Figures in italics indicate the base number of FP17s or Patient Questionnaire responses are less than 100. N/A is shown where the base number of responses is less than 10 during the period. % is calculated as Quantity/Base number*100

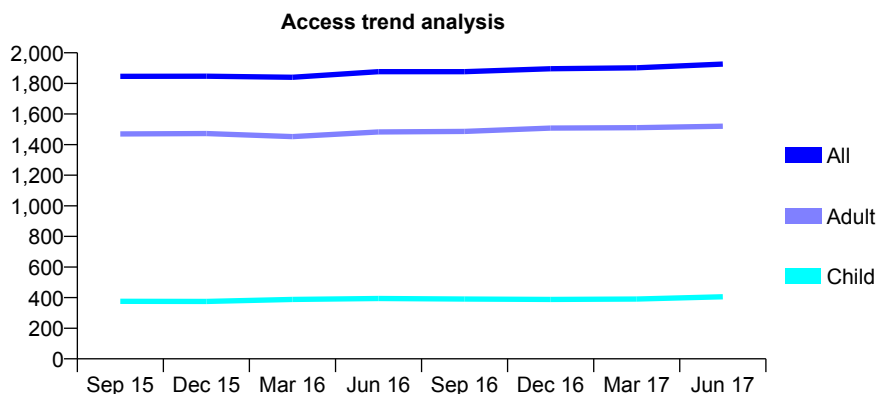
Q46 - Vital Signs At a Glance Contract Report for 830690/0001 - June 2017

Name or company name	MR MF MOHAMMED
Contract type name	GDS Contract
Purpose of contract	General
Contract start date	07/04/2006
Contract end date	

17/18 Contracted general activity (UDA)	5,878
Carry forward general activity (UDA)	0
17/18 Contracted orthodontic activity (UOA)	0
Carry forward orthodontic activity (UOA)	0
Baseline contract value	£182,769.32

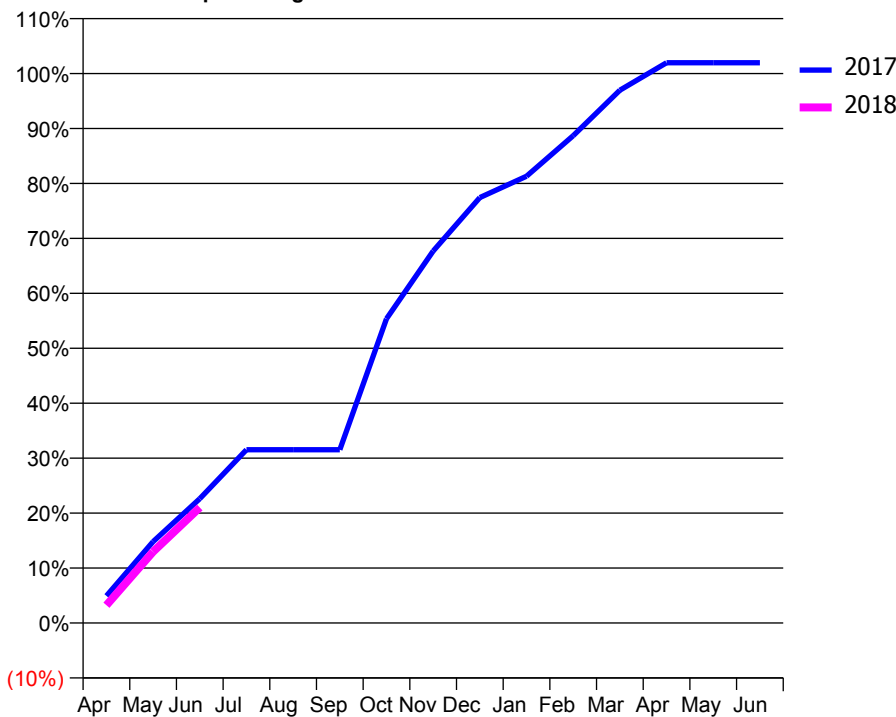
ACCESS*

Patients seen in 24 months	Total	Change since previous quarter
Quarter ending June 2016	1,877	
Quarter ending September 2016	1,877	→
Quarter ending December 2016	1,896	→
Quarter ending March 2017	1,902	→
Quarter ending June 2017	1,926	→
Variance since June 2016	2.6%	↑



ACTIVITY

Cumulative percentage of contracted UDA delivered 2017 & 2018



Adjusted Scheduled Activity (UDA)

Month	2017	2018
April	290	190
May	871	762
June	1,331	1,237
July	1,853	
August	1,853	
September	1,853	
October	3,255	
November	3,978	
December	4,551	
January	4,780	
February	5,213	
March	5,699	
April	5,993	
May	5,993	
June	5,993	

QUALITY

	Quantity	Base Number	Contract	AT	Region	England
% of FP17s for the same patient ID Re-attending within 3 months - Children	34	176	19.3%	12.1%	13.0%	12.0%
% of FP17s for the same patient ID Re-attending within 3 months - Adults	70	512	13.7%	16.9%	16.6%	16.0%
% of FP17s for the same patient ID Re-attending between 3 & 9 months - Children	91	176	51.7%	57.7%	59.5%	58.0%
% of FP17s for the same patient ID Re-attending between 3 & 9 months - Adults	269	512	52.5%	51.0%	53.1%	50.9%
% of FP17s for Band 1 Urgent Courses	28	575	4.9%	10.6%	9.3%	9.1%
% of FP17s Relating to Free Repair or Replacements	13	575	2.3%	0.9%	1.0%	0.8%
% of FP17s Relating to Continuations	11	575	1.9%	1.1%	1.3%	1.1%
% of Patients satisfied with the dentistry they have received	4	5	N/A	91.0%	91.9%	91.7%
% of Patients satisfied with the time they had to wait for an appointment	4	5	N/A	87.5%	88.7%	88.0%

* This is based on patients treated on this contract for their most recent course of treatment. Figures in italics indicate the base number of FP17s or Patient Questionnaire responses are less than 100. N/A is shown where the base number of responses is less than 10 during the period. % is calculated as Quantity/Base number*100

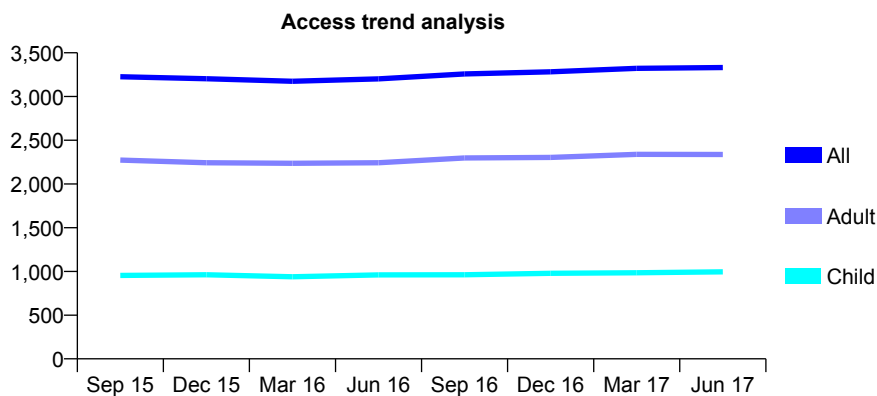
Q46 - Vital Signs At a Glance Contract Report for 830690/0002 - June 2017

Name or company name	MR MF MOHAMMED
Contract type name	GDS Contract
Purpose of contract	General
Contract start date	01/10/2008
Contract end date	

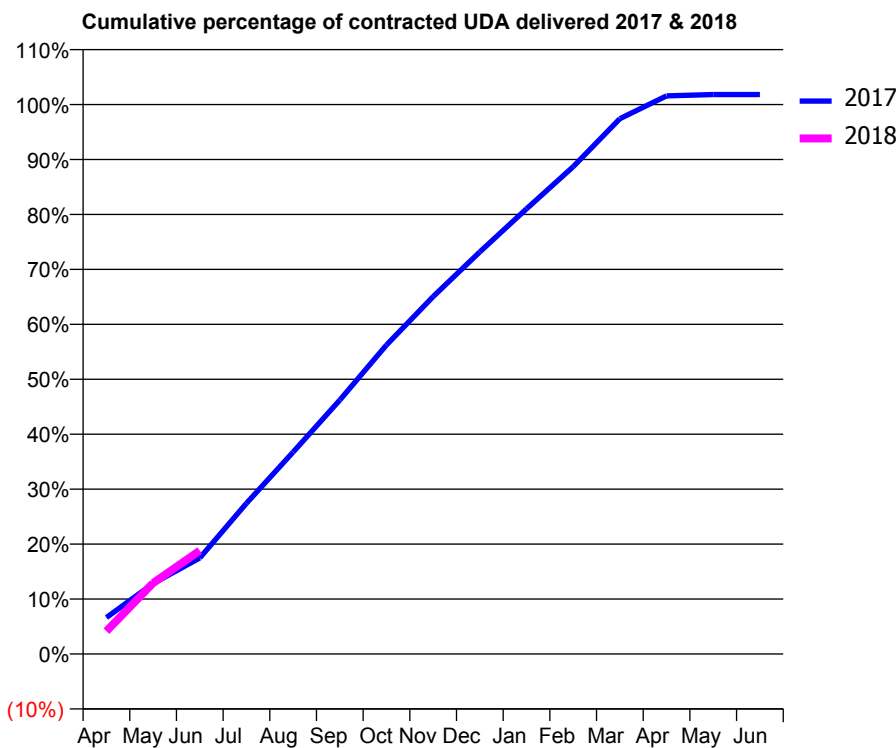
17/18 Contracted general activity (UDA)	8,000
Carry forward general activity (UDA)	0
17/18 Contracted orthodontic activity (UOA)	0
Carry forward orthodontic activity (UOA)	0
Baseline contract value	£214,948.53

ACCESS*

Patients seen in 24 months	Total	Change since previous quarter
Quarter ending June 2016	3,202	
Quarter ending September 2016	3,259	→
Quarter ending December 2016	3,283	→
Quarter ending March 2017	3,323	→
Quarter ending June 2017	3,332	→
Variance since June 2016	4.1%	↑



ACTIVITY



Month	Adjusted Scheduled Activity (UDA)	
	2017	2018
April	530	333
May	1,026	1,034
June	1,399	1,506
July	2,196	
August	2,940	
September	3,697	
October	4,500	
November	5,203	
December	5,854	
January	6,481	
February	7,096	
March	7,793	
April	8,126	
May	8,145	
June	8,145	

QUALITY

	Quantity	Base Number	Contract	AT	Region	England
% of FP17s for the same patient ID Re-attending within 3 months - Children	14	364	3.8%	12.1%	13.0%	12.0%
% of FP17s for the same patient ID Re-attending within 3 months - Adults	51	674	7.6%	16.9%	16.6%	16.0%
% of FP17s for the same patient ID Re-attending between 3 & 9 months - Children	241	364	66.2%	57.7%	59.5%	58.0%
% of FP17s for the same patient ID Re-attending between 3 & 9 months - Adults	426	674	63.2%	51.0%	53.1%	50.9%
% of FP17s for Band 1 Urgent Courses	23	835	2.8%	10.6%	9.3%	9.1%
% of FP17s Relating to Free Repair or Replacements	6	835	0.7%	0.9%	1.0%	0.8%
% of FP17s Relating to Continuations	1	835	0.1%	1.1%	1.3%	1.1%
% of Patients satisfied with the dentistry they have received	3	3	N/A	91.0%	91.9%	91.7%
% of Patients satisfied with the time they had to wait for an appointment	3	3	N/A	87.5%	88.7%	88.0%

* This is based on patients treated on this contract for their most recent course of treatment. Figures in italics indicate the base number of FP17s or Patient Questionnaire responses are less than 100. N/A is shown where the base number of responses is less than 10 during the period. % is calculated as Quantity/Base number*100

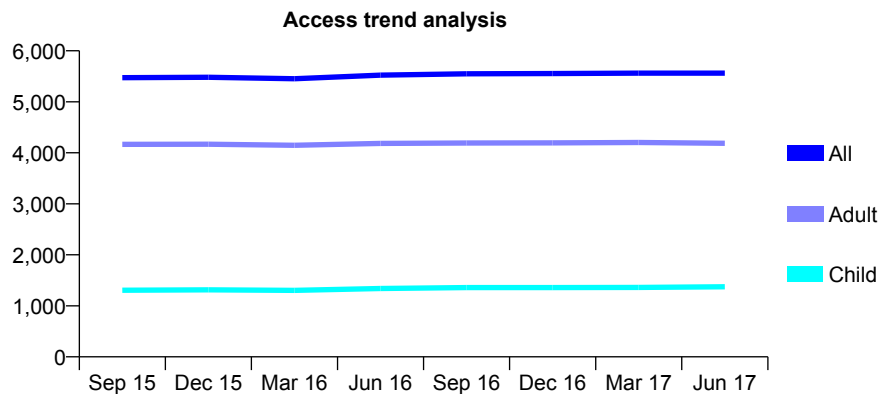
Q46 - Vital Signs At a Glance Contract Report for 830739/0001 - June 2017

Name or company name	MR AC MOSS
Contract type name	GDS Contract
Purpose of contract	General
Contract start date	01/04/2006
Contract end date	

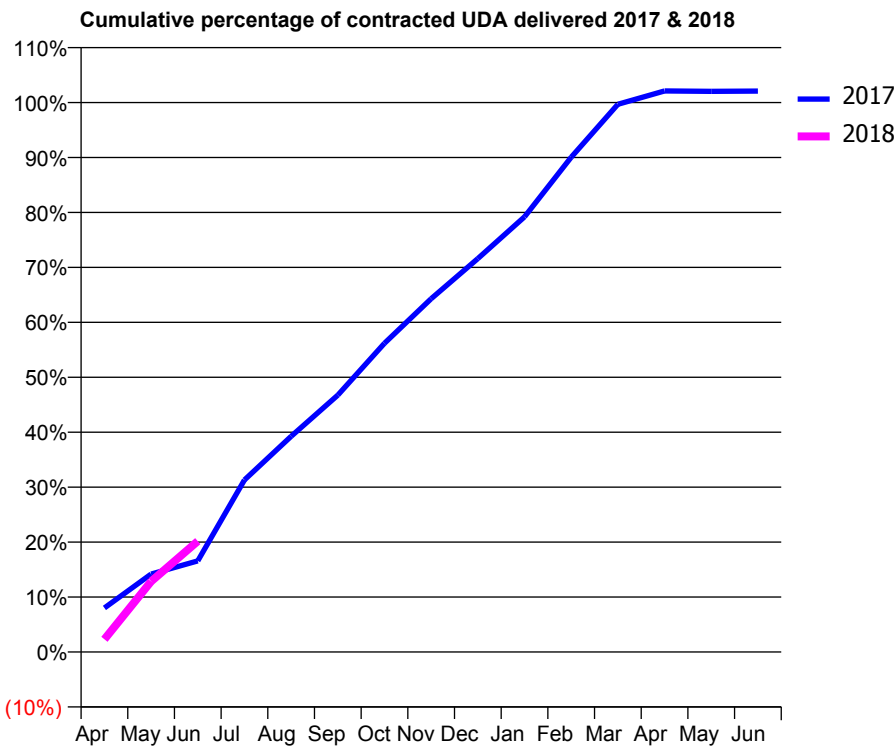
17/18 Contracted general activity (UDA)	15,000
Carry forward general activity (UDA)	0
17/18 Contracted orthodontic activity (UOA)	0
Carry forward orthodontic activity (UOA)	0
Baseline contract value	£401,812.54

ACCESS*

Patients seen in 24 months	Total	Change since previous quarter
Quarter ending June 2016	5,524	
Quarter ending September 2016	5,550	→
Quarter ending December 2016	5,553	→
Quarter ending March 2017	5,562	→
Quarter ending June 2017	5,562	→
Variance since June 2016	0.7%	→



ACTIVITY



Month	Adjusted Scheduled Activity (UDA)	
	2017	2018
April	1,204	349
May	2,128	1,929
June	2,489	3,026
July	4,697	
August	5,886	
September	7,012	
October	8,430	
November	9,643	
December	10,740	
January	11,880	
February	13,505	
March	14,952	
April	15,316	
May	15,304	
June	15,312	

QUALITY

	Quantity	Base Number	Contract	AT	Region	England
% of FP17s for the same patient ID Re-attending within 3 months - Children	23	467	4.9%	12.1%	13.0%	12.0%
% of FP17s for the same patient ID Re-attending within 3 months - Adults	145	1,278	11.3%	16.9%	16.6%	16.0%
% of FP17s for the same patient ID Re-attending between 3 & 9 months - Children	292	467	62.5%	57.7%	59.5%	58.0%
% of FP17s for the same patient ID Re-attending between 3 & 9 months - Adults	793	1,278	62.1%	51.0%	53.1%	50.9%
% of FP17s for Band 1 Urgent Courses	74	1,558	4.7%	10.6%	9.3%	9.1%
% of FP17s Relating to Free Repair or Replacements	7	1,558	0.4%	0.9%	1.0%	0.8%
% of FP17s Relating to Continuations	10	1,558	0.6%	1.1%	1.3%	1.1%
% of Patients satisfied with the dentistry they have received	7	7	N/A	91.0%	91.9%	91.7%
% of Patients satisfied with the time they had to wait for an appointment	7	7	N/A	87.5%	88.7%	88.0%

* This is based on patients treated on this contract for their most recent course of treatment. Figures in italics indicate the base number of FP17s or Patient Questionnaire responses are less than 100. N/A is shown where the base number of responses is less than 10 during the period. % is calculated as Quantity/Base number*100

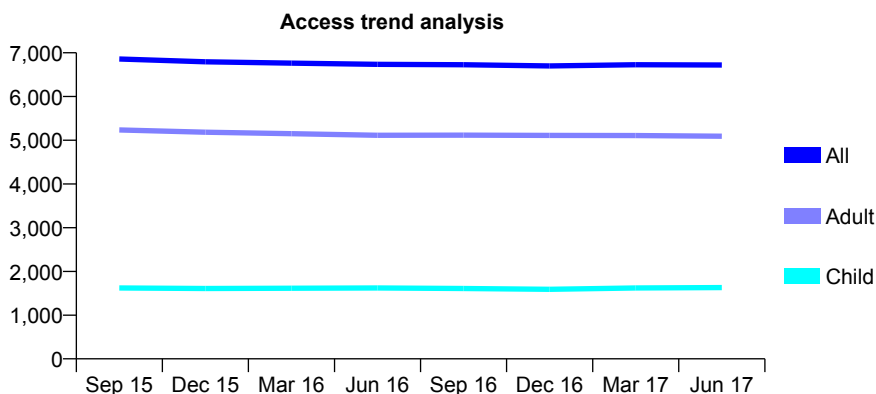
Q46 - Vital Signs At a Glance Contract Report for 839183/0001 - June 2017

Name or company name	MR TP BARNETT
Contract type name	GDS Contract
Purpose of contract	General
Contract start date	01/04/2006
Contract end date	

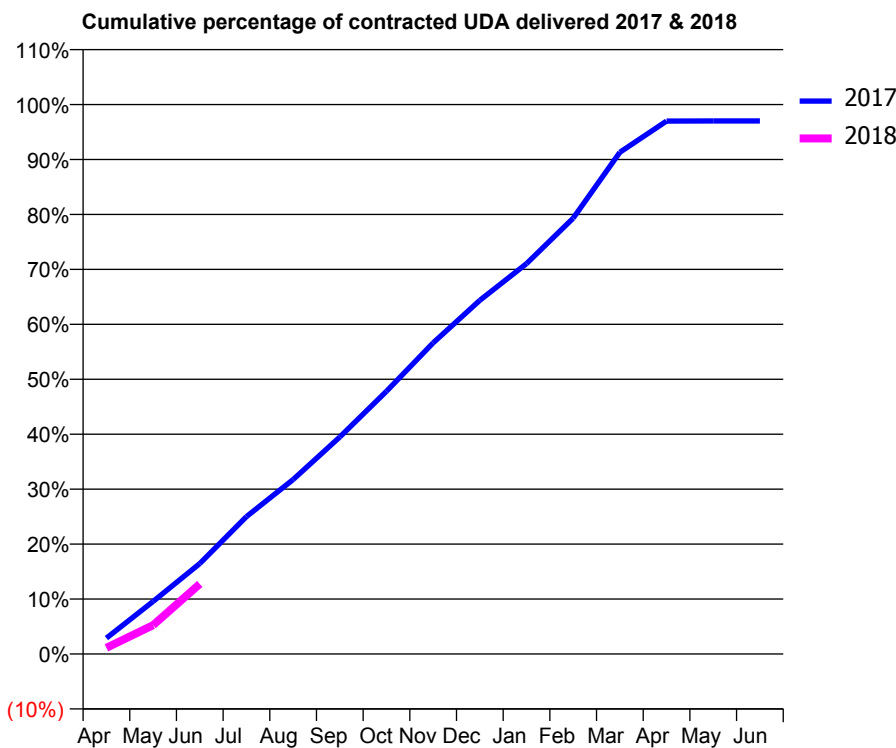
17/18 Contracted general activity (UDA)	25,728
Carry forward general activity (UDA)	0
17/18 Contracted orthodontic activity (UOA)	0
Carry forward orthodontic activity (UOA)	0
Baseline contract value	£731,332.15

ACCESS*

Patients seen in 24 months	Total	Change since previous quarter
Quarter ending June 2016	6,735	
Quarter ending September 2016	6,727	→
Quarter ending December 2016	6,701	→
Quarter ending March 2017	6,726	→
Quarter ending June 2017	6,722	→
Variance since June 2016	(0.2%)	→



ACTIVITY



Month	Adjusted Scheduled Activity (UDA)	
	2017	2018
April	749	291
May	2,464	1,352
June	4,235	3,283
July	6,435	
August	8,172	
September	10,163	
October	12,302	
November	14,567	
December	16,561	
January	18,279	
February	20,410	
March	23,489	
April	24,953	
May	24,959	
June	24,960	

QUALITY

	Quantity	Base Number	Contract	AT	Region	England
% of FP17s for the same patient ID Re-attending within 3 months - Children	61	554	11.0%	12.1%	13.0%	12.0%
% of FP17s for the same patient ID Re-attending within 3 months - Adults	291	1,577	18.5%	16.9%	16.6%	16.0%
% of FP17s for the same patient ID Re-attending between 3 & 9 months - Children	351	554	63.4%	57.7%	59.5%	58.0%
% of FP17s for the same patient ID Re-attending between 3 & 9 months - Adults	961	1,577	60.9%	51.0%	53.1%	50.9%
% of FP17s for Band 1 Urgent Courses	121	1,638	7.4%	10.6%	9.3%	9.1%
% of FP17s Relating to Free Repair or Replacements	36	1,638	2.2%	0.9%	1.0%	0.8%
% of FP17s Relating to Continuations	23	1,638	1.4%	1.1%	1.3%	1.1%
% of Patients satisfied with the dentistry they have received	10	12	83.3%	91.0%	91.9%	91.7%
% of Patients satisfied with the time they had to wait for an appointment	10	12	83.3%	87.5%	88.7%	88.0%

* This is based on patients treated on this contract for their most recent course of treatment. Figures in italics indicate the base number of FP17s or Patient Questionnaire responses are less than 100. N/A is shown where the base number of responses is less than 10 during the period. % is calculated as Quantity/Base number*100

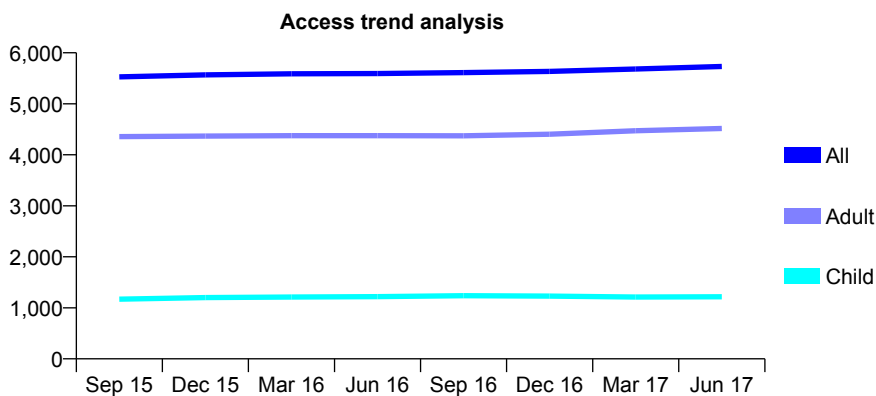
Q46 - Vital Signs At a Glance Contract Report for 839191/0001 - June 2017

Name or company name	MISS LA FITZPATRICK
Contract type name	GDS Contract
Purpose of contract	General
Contract start date	01/04/2006
Contract end date	

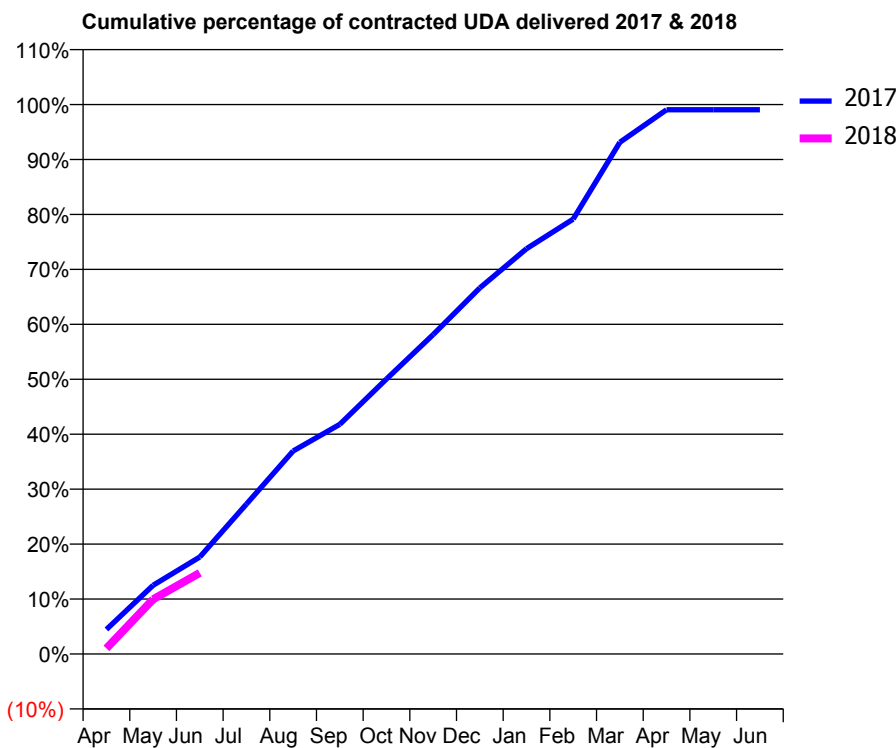
17/18 Contracted general activity (UDA)	17,403
Carry forward general activity (UDA)	0
17/18 Contracted orthodontic activity (UOA)	0
Carry forward orthodontic activity (UOA)	0
Baseline contract value	£386,712.28

ACCESS*

Patients seen in 24 months	Total	Change since previous quarter
Quarter ending June 2016	5,594	
Quarter ending September 2016	5,611	→
Quarter ending December 2016	5,634	→
Quarter ending March 2017	5,683	→
Quarter ending June 2017	5,732	→
Variance since June 2016	2.5%	↑



ACTIVITY



Adjusted Scheduled Activity (UDA)		
Month	2017	2018
April	779	178
May	2,178	1,735
June	3,072	2,569
July	4,749	
August	6,428	
September	7,274	
October	8,710	
November	10,115	
December	11,596	
January	12,838	
February	13,773	
March	16,205	
April	17,239	
May	17,239	
June	17,239	

QUALITY

	Quantity	Base Number	Contract	AT	Region	England
% of FP17s for the same patient ID Re-attending within 3 months - Children	110	474	23.2%	12.1%	13.0%	12.0%
% of FP17s for the same patient ID Re-attending within 3 months - Adults	170	1,454	11.7%	16.9%	16.6%	16.0%
% of FP17s for the same patient ID Re-attending between 3 & 9 months - Children	251	474	53.0%	57.7%	59.5%	58.0%
% of FP17s for the same patient ID Re-attending between 3 & 9 months - Adults	727	1,454	50.0%	51.0%	53.1%	50.9%
% of FP17s for Band 1 Urgent Courses	47	1,446	3.3%	10.6%	9.3%	9.1%
% of FP17s Relating to Free Repair or Replacements	11	1,446	0.8%	0.9%	1.0%	0.8%
% of FP17s Relating to Continuations	7	1,446	0.5%	1.1%	1.3%	1.1%
% of Patients satisfied with the dentistry they have received	5	5	N/A	91.0%	91.9%	91.7%
% of Patients satisfied with the time they had to wait for an appointment	5	5	N/A	87.5%	88.7%	88.0%

* This is based on patients treated on this contract for their most recent course of treatment. Figures in italics indicate the base number of FP17s or Patient Questionnaire responses are less than 100. N/A is shown where the base number of responses is less than 10 during the period. % is calculated as Quantity/Base number*100

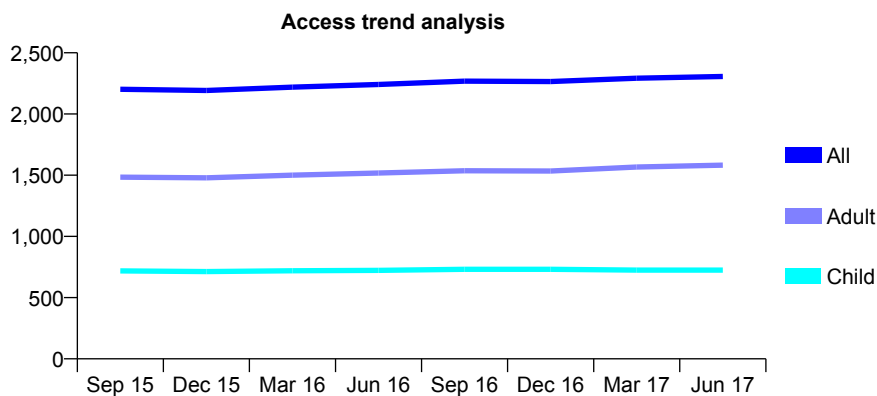
Q46 - Vital Signs At a Glance Contract Report for 840068/0001 - June 2017

Name or company name	MR S LOMAS
Contract type name	GDS Contract
Purpose of contract	General
Contract start date	01/04/2006
Contract end date	

17/18 Contracted general activity (UDA)	7,003
Carry forward general activity (UDA)	0
17/18 Contracted orthodontic activity (UOA)	0
Carry forward orthodontic activity (UOA)	0
Baseline contract value	£182,845.49

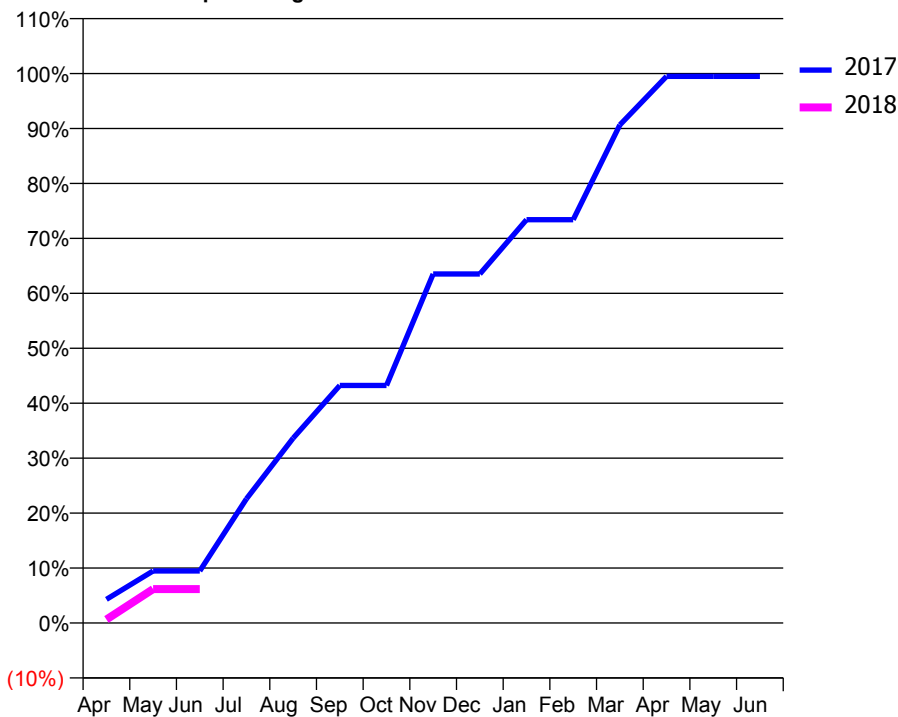
ACCESS*

Patients seen in 24 months	Total	Change since previous quarter
Quarter ending June 2016	2,241	
Quarter ending September 2016	2,268	→
Quarter ending December 2016	2,265	→
Quarter ending March 2017	2,292	→
Quarter ending June 2017	2,307	→
Variance since June 2016	2.9%	↑



ACTIVITY

Cumulative percentage of contracted UDA delivered 2017 & 2018



Month	Adjusted Scheduled Activity (UDA)	
	2017	2018
April	302	45
May	663	433
June	663	433
July	1,583	
August	2,356	
September	3,027	
October	3,027	
November	4,448	
December	4,448	
January	5,140	
February	5,140	
March	6,348	
April	6,966	
May	6,966	
June	6,966	

QUALITY

	Quantity	Base Number	Contract	AT	Region	England
% of FP17s for the same patient ID Re-attending within 3 months - Children	11	172	6.4%	12.1%	13.0%	12.0%
% of FP17s for the same patient ID Re-attending within 3 months - Adults	52	405	12.8%	16.9%	16.6%	16.0%
% of FP17s for the same patient ID Re-attending between 3 & 9 months - Children	118	172	68.6%	57.7%	59.5%	58.0%
% of FP17s for the same patient ID Re-attending between 3 & 9 months - Adults	272	405	67.2%	51.0%	53.1%	50.9%
% of FP17s for Band 1 Urgent Courses	18	269	6.7%	10.6%	9.3%	9.1%
% of FP17s Relating to Free Repair or Replacements	2	269	0.7%	0.9%	1.0%	0.8%
% of FP17s Relating to Continuations	7	269	2.6%	1.1%	1.3%	1.1%
% of Patients satisfied with the dentistry they have received	2	3	N/A	91.0%	91.9%	91.7%
% of Patients satisfied with the time they had to wait for an appointment	3	3	N/A	87.5%	88.7%	88.0%

* This is based on patients treated on this contract for their most recent course of treatment. Figures in italics indicate the base number of FP17s or Patient Questionnaire responses are less than 100. N/A is shown where the base number of responses is less than 10 during the period. % is calculated as Quantity/Base number*100

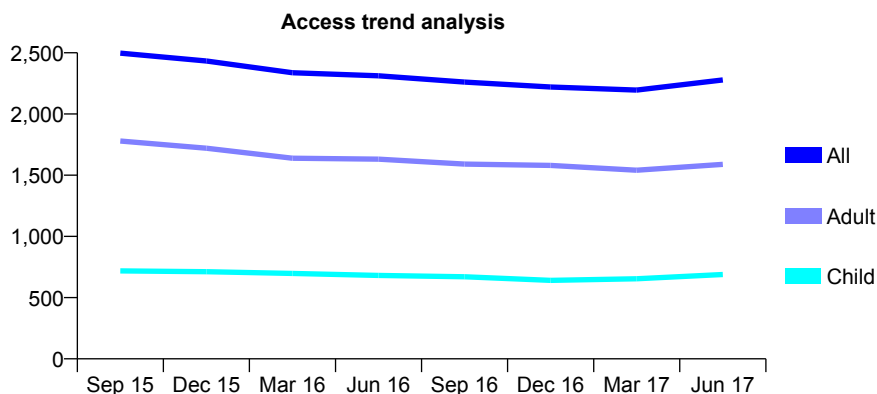
Q46 - Vital Signs At a Glance Contract Report for 840696/0001 - June 2017

Name or company name	MR MJ KELLY
Contract type name	GDS Contract
Purpose of contract	General and Orthodontic
Contract start date	01/04/2006
Contract end date	

17/18 Contracted general activity (UDA)	7,750
Carry forward general activity (UDA)	0
17/18 Contracted orthodontic activity (UOA)	3,932
Carry forward orthodontic activity (UOA)	0
Baseline contract value	£408,402.30

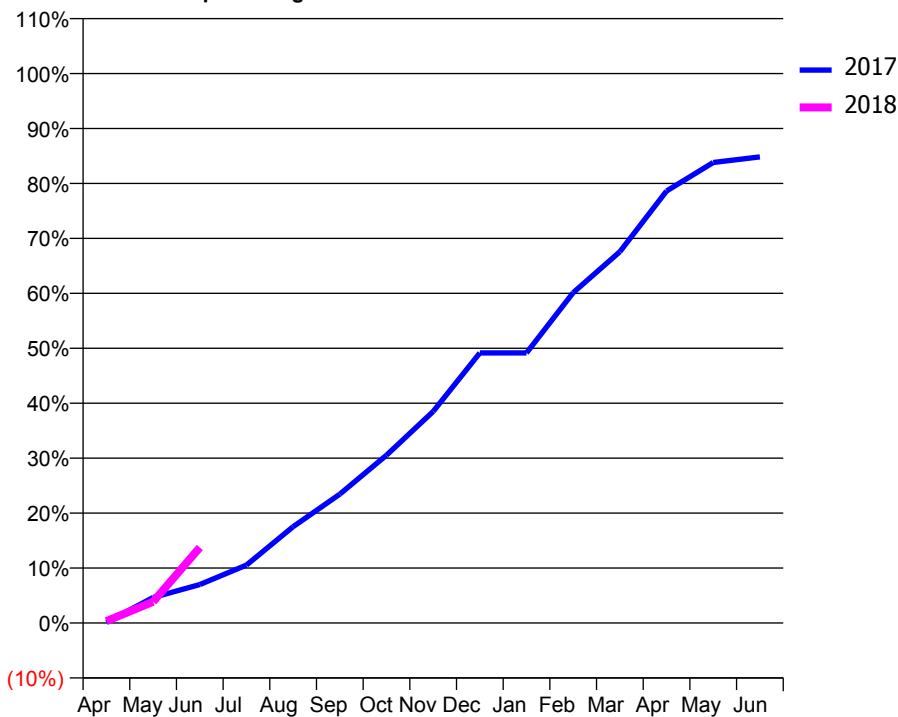
ACCESS*

Patients seen in 24 months	Total	Change since previous quarter
Quarter ending June 2016	2,312	
Quarter ending September 2016	2,261	↓
Quarter ending December 2016	2,221	↓
Quarter ending March 2017	2,195	↓
Quarter ending June 2017	2,278	↑
Variance since June 2016	(1.5%)	↓



ACTIVITY

Cumulative percentage of contracted UDA delivered 2017 & 2018



Month	Adjusted Scheduled Activity (UDA)	
	2017	2018
April	10	28
May	360	300
June	543	1,065
July	817	
August	1,358	
September	1,818	
October	2,367	
November	2,983	
December	3,810	
January	3,810	
February	4,659	
March	5,236	
April	6,093	
May	6,496	
June	6,575	

QUALITY

	Quantity	Base Number	Contract	AT	Region	England
% of FP17s for the same patient ID Re-attending within 3 months - Children	37	402	9.2%	12.1%	13.0%	12.0%
% of FP17s for the same patient ID Re-attending within 3 months - Adults	127	744	17.1%	16.9%	16.6%	16.0%
% of FP17s for the same patient ID Re-attending between 3 & 9 months - Children	134	402	33.3%	57.7%	59.5%	58.0%
% of FP17s for the same patient ID Re-attending between 3 & 9 months - Adults	337	744	45.3%	51.0%	53.1%	50.9%
% of FP17s for Band 1 Urgent Courses	8	525	1.5%	10.6%	9.3%	9.1%
% of FP17s Relating to Free Repair or Replacements	2	525	0.4%	0.9%	1.0%	0.8%
% of FP17s Relating to Continuations	26	525	5.0%	1.1%	1.3%	1.1%
% of Patients satisfied with the dentistry they have received	3	4	N/A	91.0%	91.9%	91.7%
% of Patients satisfied with the time they had to wait for an appointment	2	4	N/A	87.5%	88.7%	88.0%

* This is based on patients treated on this contract for their most recent course of treatment. Figures in italics indicate the base number of FP17s or Patient Questionnaire responses are less than 100. N/A is shown where the base number of responses is less than 10 during the period. % is calculated as Quantity/Base number*100

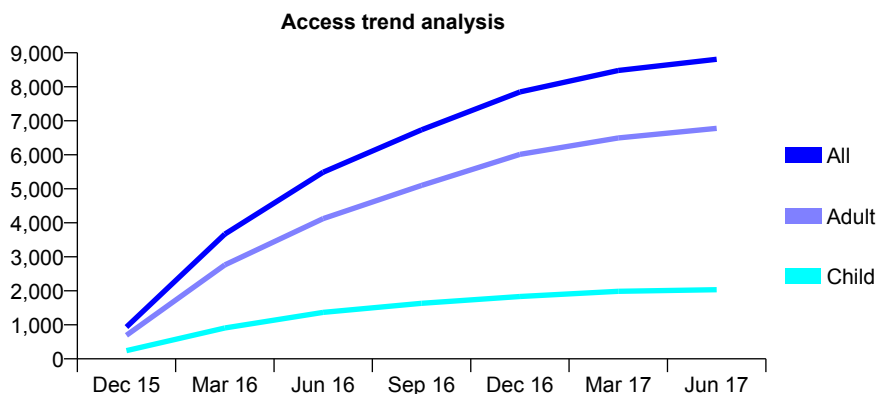
Q46 - Vital Signs At a Glance Contract Report for 847216/0003 - June 2017

Name or company name	MR AJ JOUBERT
Contract type name	GDS Contract
Purpose of contract	General
Contract start date	01/12/2015
Contract end date	

17/18 Contracted general activity (UDA)	27,629
Carry forward general activity (UDA)	0
17/18 Contracted orthodontic activity (UOA)	0
Carry forward orthodontic activity (UOA)	0
Baseline contract value	£737,376.48

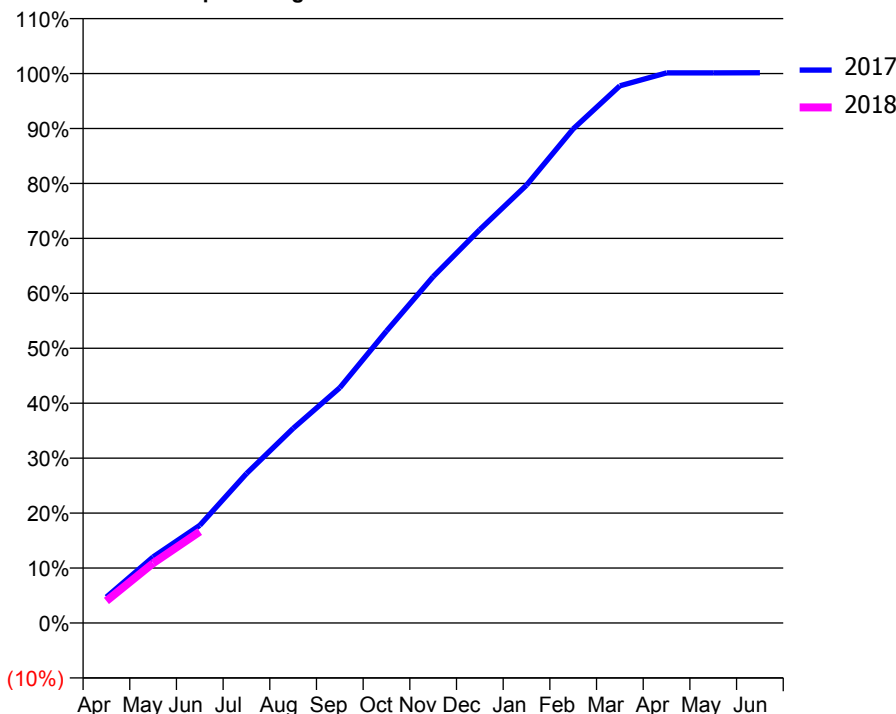
ACCESS*

Patients seen in 24 months	Total	Change since previous quarter
Quarter ending June 2016	5,490	
Quarter ending September 2016	6,735	↑
Quarter ending December 2016	7,849	↑
Quarter ending March 2017	8,482	↑
Quarter ending June 2017	8,810	↑
Variance since June 2016	60.5%	↑



ACTIVITY

Cumulative percentage of contracted UDA delivered 2017 & 2018



Month	Adjusted Scheduled Activity (UDA)	
	2017	2018
April	1,303	1,106
May	3,319	3,008
June	4,912	4,599
July	7,515	
August	9,787	
September	11,830	
October	14,680	
November	17,415	
December	19,785	
January	22,015	
February	24,842	
March	27,011	
April	27,663	
May	27,657	
June	27,665	

QUALITY

	Quantity	Base Number	Contract	AT	Region	England
% of FP17s for the same patient ID Re-attending within 3 months - Children	72	571	12.6%	12.1%	13.0%	12.0%
% of FP17s for the same patient ID Re-attending within 3 months - Adults	398	2,076	19.2%	16.9%	16.6%	16.0%
% of FP17s for the same patient ID Re-attending between 3 & 9 months - Children	321	571	56.2%	57.7%	59.5%	58.0%
% of FP17s for the same patient ID Re-attending between 3 & 9 months - Adults	1,149	2,076	55.3%	51.0%	53.1%	50.9%
% of FP17s for Band 1 Urgent Courses	365	2,372	15.4%	10.6%	9.3%	9.1%
% of FP17s Relating to Free Repair or Replacements	70	2,372	3.0%	0.9%	1.0%	0.8%
% of FP17s Relating to Continuations	24	2,372	1.0%	1.1%	1.3%	1.1%
% of Patients satisfied with the dentistry they have received	3	4	N/A	91.0%	91.9%	91.7%
% of Patients satisfied with the time they had to wait for an appointment	2	4	N/A	87.5%	88.7%	88.0%

* This is based on patients treated on this contract for their most recent course of treatment. Figures in italics indicate the base number of FP17s or Patient Questionnaire responses are less than 100. N/A is shown where the base number of responses is less than 10 during the period. % is calculated as Quantity/Base number*100

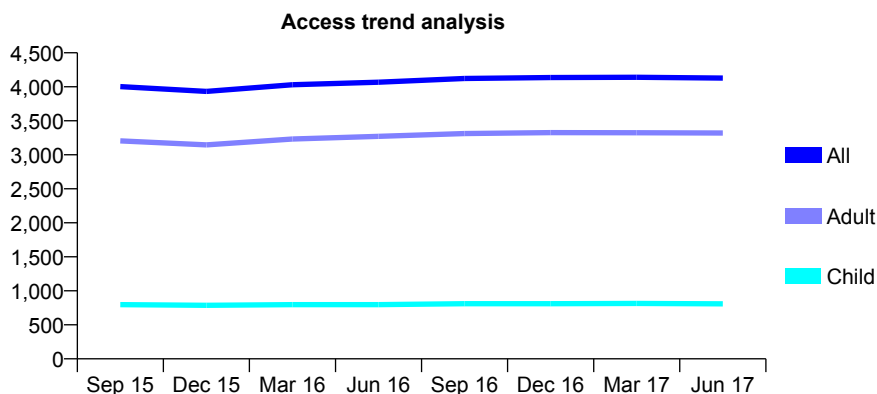
Q46 - Vital Signs At a Glance Contract Report for 856916/0001 - June 2017

Name or company name	MR MA BUTT
Contract type name	GDS Contract
Purpose of contract	General
Contract start date	01/11/2009
Contract end date	

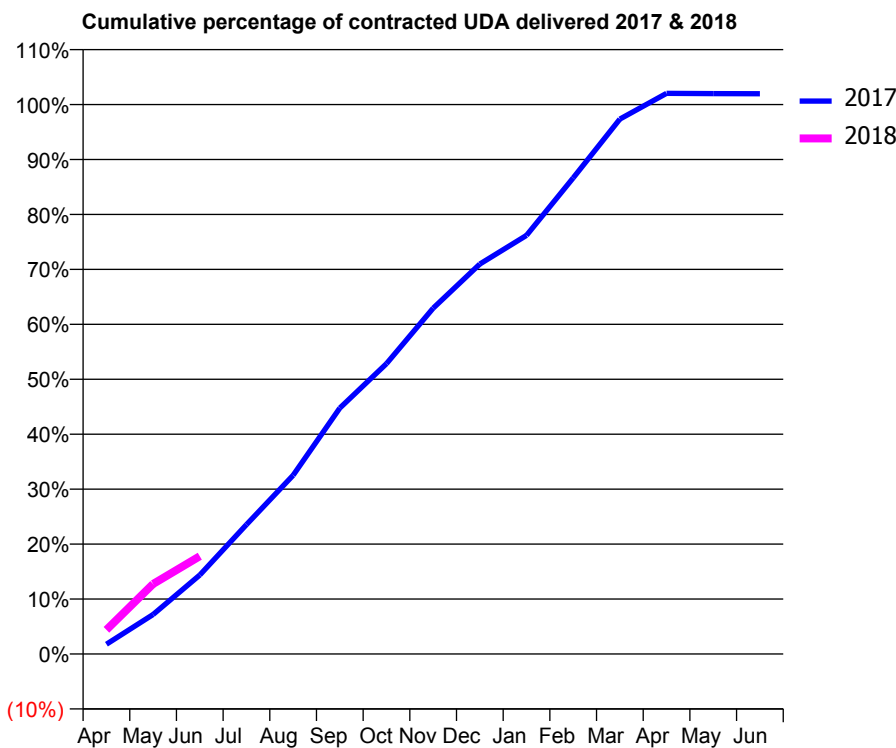
17/18 Contracted general activity (UDA)	10,518
Carry forward general activity (UDA)	0
17/18 Contracted orthodontic activity (UOA)	0
Carry forward orthodontic activity (UOA)	0
Baseline contract value	£304,163.80

ACCESS*

Patients seen in 24 months	Total	Change since previous quarter
Quarter ending June 2016	4,068	
Quarter ending September 2016	4,123	→
Quarter ending December 2016	4,136	→
Quarter ending March 2017	4,140	→
Quarter ending June 2017	4,129	→
Variance since June 2016	1.5%	→



ACTIVITY



Month	Adjusted Scheduled Activity (UDA)	
	2017	2018
April	186	464
May	757	1,341
June	1,512	1,871
July	2,478	
August	3,422	
September	4,707	
October	5,557	
November	6,620	
December	7,464	
January	8,014	
February	9,114	
March	10,238	
April	10,731	
May	10,727	
June	10,725	

QUALITY

	Quantity	Base Number	Contract	AT	Region	England
% of FP17s for the same patient ID Re-attending within 3 months - Children	31	311	10.0%	12.1%	13.0%	12.0%
% of FP17s for the same patient ID Re-attending within 3 months - Adults	198	1,178	16.8%	16.9%	16.6%	16.0%
% of FP17s for the same patient ID Re-attending between 3 & 9 months - Children	198	311	63.7%	57.7%	59.5%	58.0%
% of FP17s for the same patient ID Re-attending between 3 & 9 months - Adults	568	1,178	48.2%	51.0%	53.1%	50.9%
% of FP17s for Band 1 Urgent Courses	147	1,025	14.3%	10.6%	9.3%	9.1%
% of FP17s Relating to Free Repair or Replacements	19	1,025	1.9%	0.9%	1.0%	0.8%
% of FP17s Relating to Continuations	9	1,025	0.9%	1.1%	1.3%	1.1%
% of Patients satisfied with the dentistry they have received	6	6	N/A	91.0%	91.9%	91.7%
% of Patients satisfied with the time they had to wait for an appointment	6	6	N/A	87.5%	88.7%	88.0%

* This is based on patients treated on this contract for their most recent course of treatment. Figures in italics indicate the base number of FP17s or Patient Questionnaire responses are less than 100. N/A is shown where the base number of responses is less than 10 during the period. % is calculated as Quantity/Base number*100

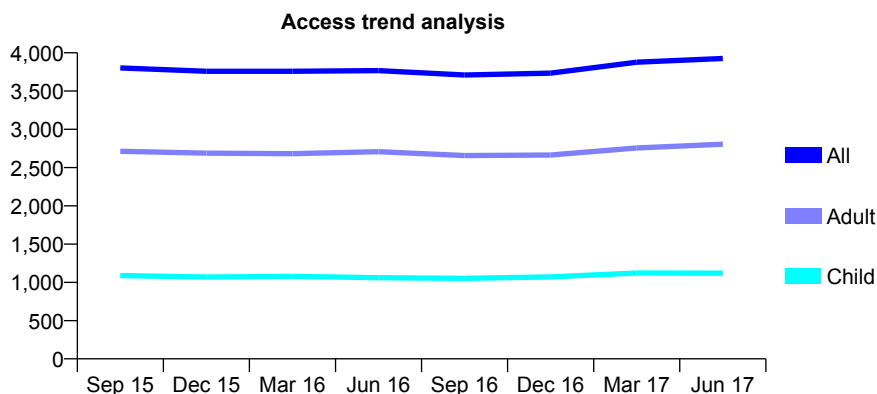
Q46 - Vital Signs At a Glance Contract Report for 859273/0001 - June 2017

Name or company name	MR R JOYE
Contract type name	GDS Contract
Purpose of contract	General
Contract start date	11/12/2012
Contract end date	

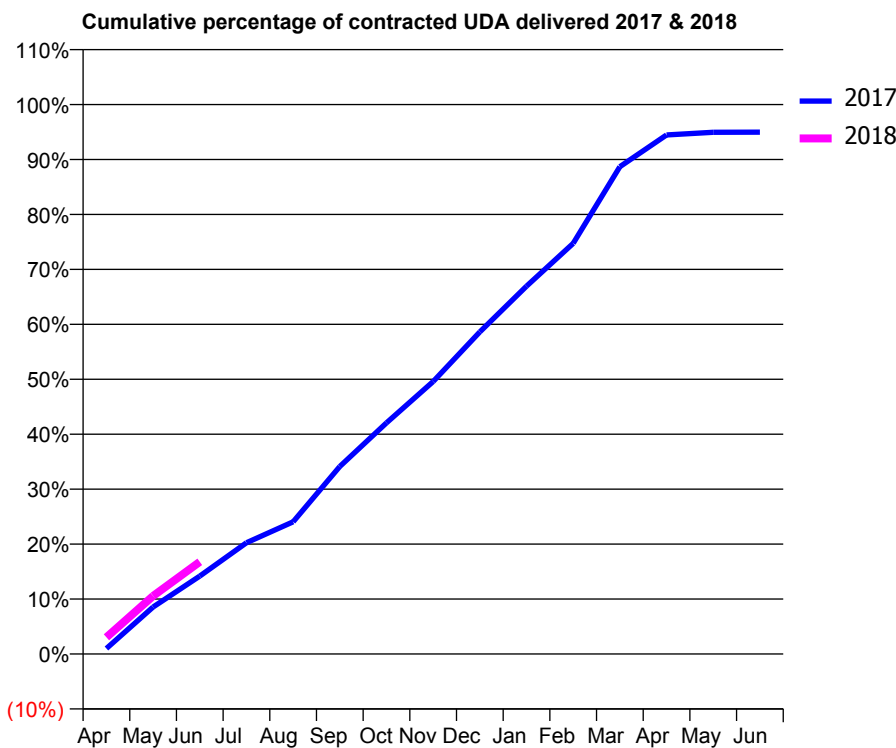
17/18 Contracted general activity (UDA)	11,795
Carry forward general activity (UDA)	0
17/18 Contracted orthodontic activity (UOA)	0
Carry forward orthodontic activity (UOA)	0
Baseline contract value	£330,798.14

ACCESS*

Patients seen in 24 months	Total	Change since previous quarter
Quarter ending June 2016	3,768	
Quarter ending September 2016	3,709	↓
Quarter ending December 2016	3,735	→
Quarter ending March 2017	3,877	↑
Quarter ending June 2017	3,926	→
Variance since June 2016	4.2%	↑



ACTIVITY



Month	Adjusted Scheduled Activity (UDA)	
	2017	2018
April	119	359
May	1,009	1,248
June	1,673	1,979
July	2,388	
August	2,838	
September	4,027	
October	4,963	
November	5,848	
December	6,913	
January	7,896	
February	8,815	
March	10,461	
April	11,141	
May	11,198	
June	11,202	

QUALITY

	Quantity	Base Number	Contract	AT	Region	England
% of FP17s for the same patient ID Re-attending within 3 months - Children	30	417	7.2%	12.1%	13.0%	12.0%
% of FP17s for the same patient ID Re-attending within 3 months - Adults	157	999	15.7%	16.9%	16.6%	16.0%
% of FP17s for the same patient ID Re-attending between 3 & 9 months - Children	296	417	71.0%	57.7%	59.5%	58.0%
% of FP17s for the same patient ID Re-attending between 3 & 9 months - Adults	536	999	53.7%	51.0%	53.1%	50.9%
% of FP17s for Band 1 Urgent Courses	108	1,119	9.7%	10.6%	9.3%	9.1%
% of FP17s Relating to Free Repair or Replacements	11	1,119	1.0%	0.9%	1.0%	0.8%
% of FP17s Relating to Continuations	16	1,119	1.4%	1.1%	1.3%	1.1%
% of Patients satisfied with the dentistry they have received	6	6	N/A	91.0%	91.9%	91.7%
% of Patients satisfied with the time they had to wait for an appointment	5	6	N/A	87.5%	88.7%	88.0%

* This is based on patients treated on this contract for their most recent course of treatment. Figures in italics indicate the base number of FP17s or Patient Questionnaire responses are less than 100. N/A is shown where the base number of responses is less than 10 during the period. % is calculated as Quantity/Base number*100

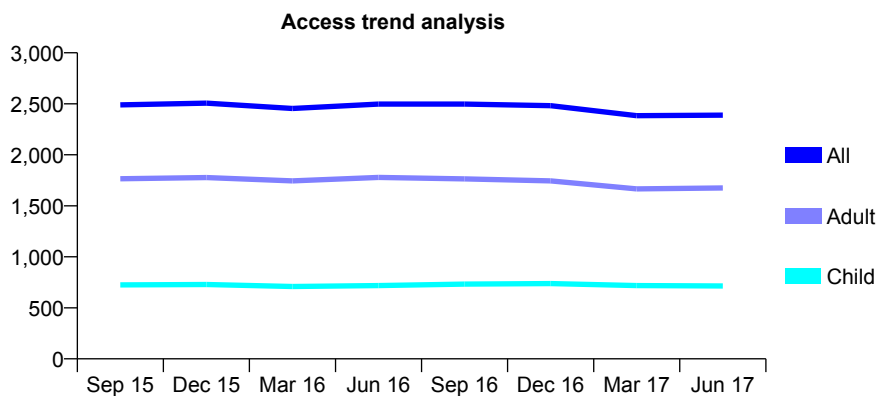
Q46 - Vital Signs At a Glance Contract Report for 860441/0001 - June 2017

Name or company name	MR GJ PAYS DEN
Contract type name	GDS Contract
Purpose of contract	General
Contract start date	21/10/2011
Contract end date	

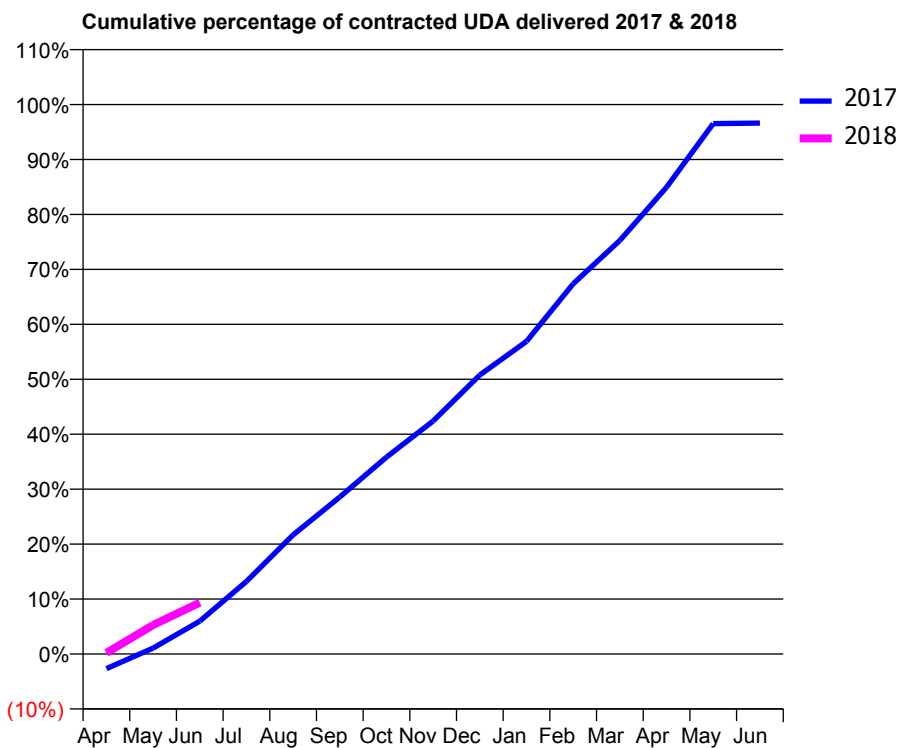
17/18 Contracted general activity (UDA)	9,756
Carry forward general activity (UDA)	0
17/18 Contracted orthodontic activity (UOA)	0
Carry forward orthodontic activity (UOA)	0
Baseline contract value	£277,056.75

ACCESS*

Patients seen in 24 months	Total	Change since previous quarter
Quarter ending June 2016	2,497	
Quarter ending September 2016	2,497	→
Quarter ending December 2016	2,482	→
Quarter ending March 2017	2,384	↓
Quarter ending June 2017	2,389	→
Variance since June 2016	(4.3%)	↓



ACTIVITY



Month	Adjusted Scheduled Activity (UDA)	
	2017	2018
April	-262	21
May	105	515
June	584	913
July	1,289	
August	2,115	
September	2,787	
October	3,495	
November	4,138	
December	4,953	
January	5,551	
February	6,572	
March	7,342	
April	8,287	
May	9,417	
June	9,426	

QUALITY

	Quantity	Base Number	Contract	AT	Region	England
% of FP17s for the same patient ID Re-attending within 3 months - Children	30	235	12.8%	12.1%	13.0%	12.0%
% of FP17s for the same patient ID Re-attending within 3 months - Adults	142	657	21.6%	16.9%	16.6%	16.0%
% of FP17s for the same patient ID Re-attending between 3 & 9 months - Children	123	235	52.3%	57.7%	59.5%	58.0%
% of FP17s for the same patient ID Re-attending between 3 & 9 months - Adults	319	657	48.6%	51.0%	53.1%	50.9%
% of FP17s for Band 1 Urgent Courses	41	337	12.2%	10.6%	9.3%	9.1%
% of FP17s Relating to Free Repair or Replacements	9	337	2.7%	0.9%	1.0%	0.8%
% of FP17s Relating to Continuations	0	337	0.0%	1.1%	1.3%	1.1%
% of Patients satisfied with the dentistry they have received	0	0	N/A	91.0%	91.9%	91.7%
% of Patients satisfied with the time they had to wait for an appointment	0	0	N/A	87.5%	88.7%	88.0%

* This is based on patients treated on this contract for their most recent course of treatment. Figures in italics indicate the base number of FP17s or Patient Questionnaire responses are less than 100. N/A is shown where the base number of responses is less than 10 during the period. % is calculated as Quantity/Base number*100

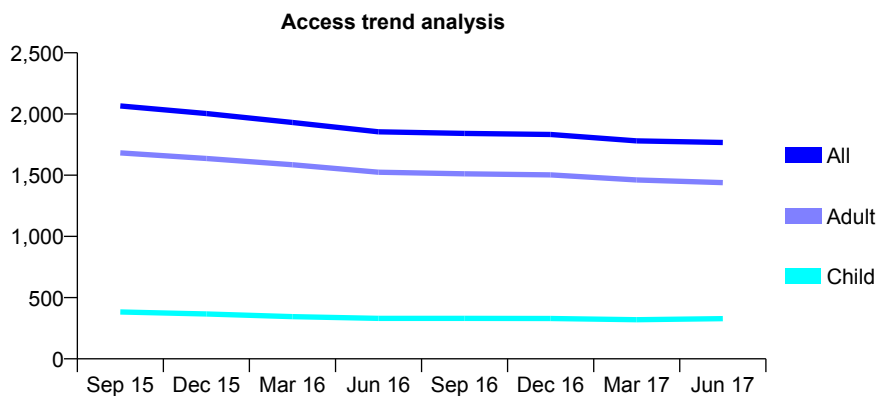
Q46 - Vital Signs At a Glance Contract Report for 867128/0001 - June 2017

Name or company name	MRS A PATIL
Contract type name	GDS Contract
Purpose of contract	General
Contract start date	01/10/2013
Contract end date	

17/18 Contracted general activity (UDA)	6,207
Carry forward general activity (UDA)	0
17/18 Contracted orthodontic activity (UOA)	0
Carry forward orthodontic activity (UOA)	0
Baseline contract value	£196,019.42

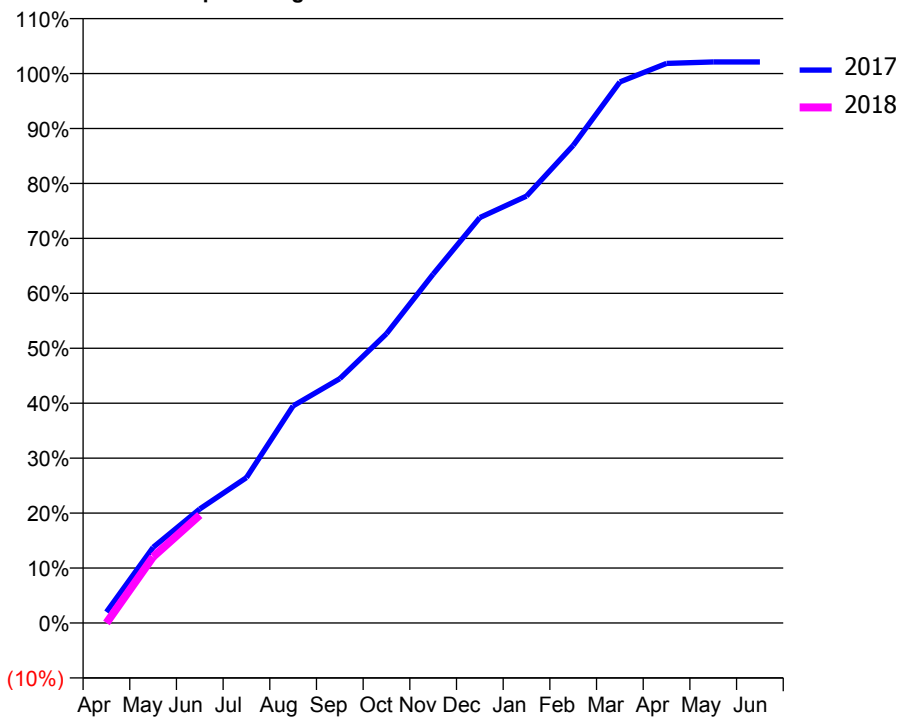
ACCESS*

Patients seen in 24 months	Total	Change since previous quarter
Quarter ending June 2016	1,855	
Quarter ending September 2016	1,842	→
Quarter ending December 2016	1,833	→
Quarter ending March 2017	1,781	↓
Quarter ending June 2017	1,767	→
Variance since June 2016	(4.7%)	↓



ACTIVITY

Cumulative percentage of contracted UDA delivered 2017 & 2018



Month	Adjusted Scheduled Activity (UDA)	
	2017	2018
April	124	0
May	855	748
June	1,288	1,219
July	1,643	
August	2,453	
September	2,760	
October	3,268	
November	3,940	
December	4,580	
January	4,822	
February	5,395	
March	6,112	
April	6,321	
May	6,337	
June	6,337	

QUALITY

	Quantity	Base Number	Contract	AT	Region	England
% of FP17s for the same patient ID Re-attending within 3 months - Children	9	156	5.8%	12.1%	13.0%	12.0%
% of FP17s for the same patient ID Re-attending within 3 months - Adults	52	525	9.9%	16.9%	16.6%	16.0%
% of FP17s for the same patient ID Re-attending between 3 & 9 months - Children	106	156	67.9%	57.7%	59.5%	58.0%
% of FP17s for the same patient ID Re-attending between 3 & 9 months - Adults	340	525	64.8%	51.0%	53.1%	50.9%
% of FP17s for Band 1 Urgent Courses	50	584	8.6%	10.6%	9.3%	9.1%
% of FP17s Relating to Free Repair or Replacements	12	584	2.1%	0.9%	1.0%	0.8%
% of FP17s Relating to Continuations	0	584	0.0%	1.1%	1.3%	1.1%
% of Patients satisfied with the dentistry they have received	1	1	N/A	91.0%	91.9%	91.7%
% of Patients satisfied with the time they had to wait for an appointment	1	1	N/A	87.5%	88.7%	88.0%

* This is based on patients treated on this contract for their most recent course of treatment. Figures in italics indicate the base number of FP17s or Patient Questionnaire responses are less than 100. N/A is shown where the base number of responses is less than 10 during the period. % is calculated as Quantity/Base number*100

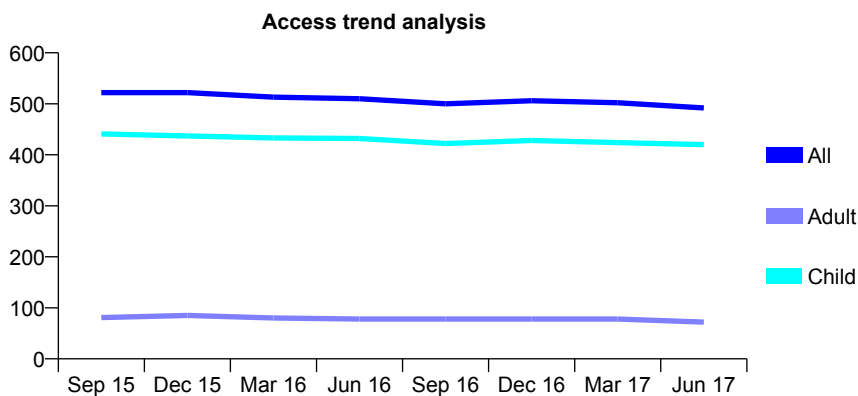
Q46 - Vital Signs At a Glance Contract Report for 869651/0001 - June 2017

Name or company name	Parkfield Dental Practice
Contract type name	GDS Contract
Purpose of contract	General
Contract start date	01/04/2006
Contract end date	

17/18 Contracted general activity (UDA)	1,147
Carry forward general activity (UDA)	0
17/18 Contracted orthodontic activity (UOA)	0
Carry forward orthodontic activity (UOA)	0
Baseline contract value	£24,597.93

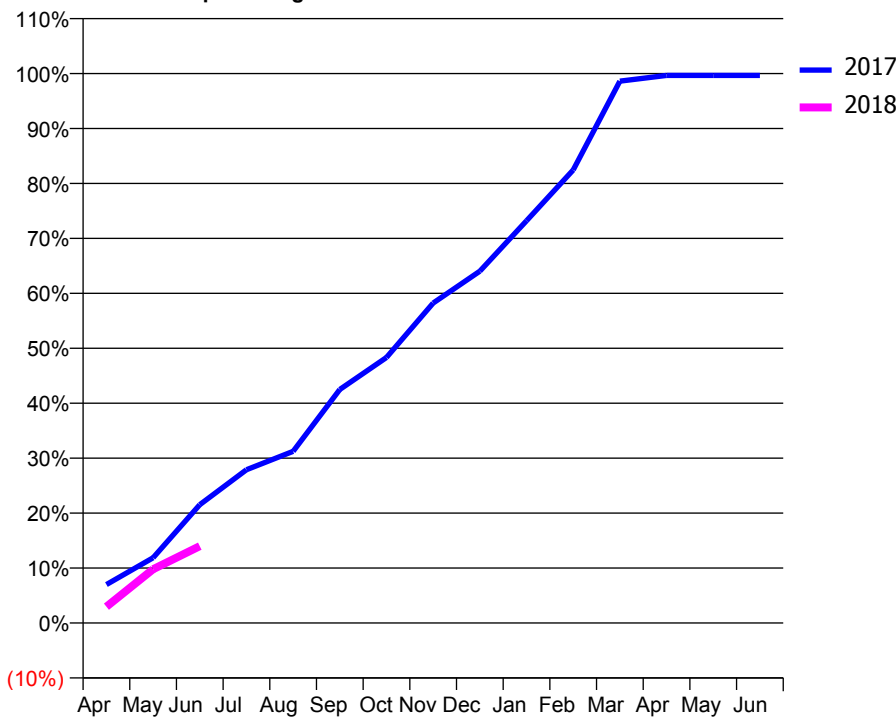
ACCESS*

Patients seen in 24 months	Total	Change since previous quarter
Quarter ending June 2016	510	
Quarter ending September 2016	500	↓
Quarter ending December 2016	506	→
Quarter ending March 2017	502	→
Quarter ending June 2017	492	↓
Variance since June 2016	(3.5%)	↓



ACTIVITY

Cumulative percentage of contracted UDA delivered 2017 & 2018



Adjusted Scheduled Activity (UDA)

Month	2017	2018
April	80	34
May	136	112
June	247	161
July	320	
August	358	
September	487	
October	554	
November	668	
December	734	
January	840	
February	946	
March	1,131	
April	1,143	
May	1,143	
June	1,143	

QUALITY

	Quantity	Base Number	Contract	AT	Region	England
% of FP17s for the same patient ID Re-attending within 3 months - Children	5	139	3.6%	12.1%	13.0%	12.0%
% of FP17s for the same patient ID Re-attending within 3 months - Adults	2	11	18.2%	16.9%	16.6%	16.0%
% of FP17s for the same patient ID Re-attending between 3 & 9 months - Children	103	139	74.1%	57.7%	59.5%	58.0%
% of FP17s for the same patient ID Re-attending between 3 & 9 months - Adults	4	11	36.4%	51.0%	53.1%	50.9%
% of FP17s for Band 1 Urgent Courses	3	138	2.2%	10.6%	9.3%	9.1%
% of FP17s Relating to Free Repair or Replacements	0	138	0.0%	0.9%	1.0%	0.8%
% of FP17s Relating to Continuations	0	138	0.0%	1.1%	1.3%	1.1%
% of Patients satisfied with the dentistry they have received	0	0	N/A	91.0%	91.9%	91.7%
% of Patients satisfied with the time they had to wait for an appointment	0	0	N/A	87.5%	88.7%	88.0%

* This is based on patients treated on this contract for their most recent course of treatment. Figures in italics indicate the base number of FP17s or Patient Questionnaire responses are less than 100. N/A is shown where the base number of responses is less than 10 during the period. % is calculated as Quantity/Base number*100

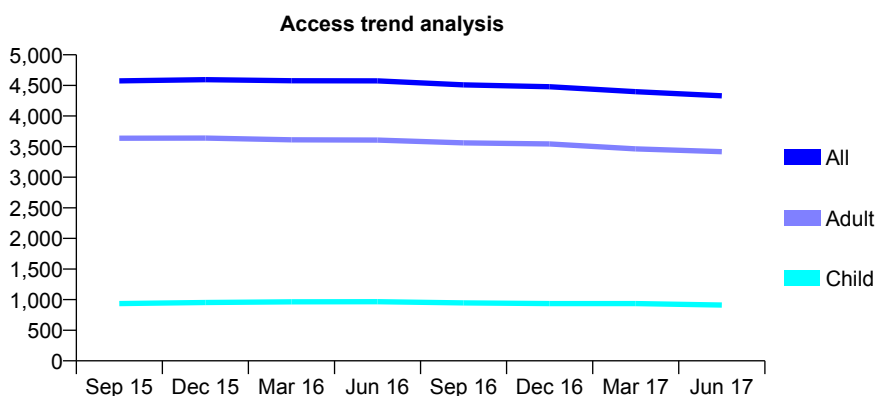
Q46 - Vital Signs At a Glance Contract Report for 869813/0001 - June 2017

Name or company name	MR GJ FIELDING
Contract type name	GDS Contract
Purpose of contract	General
Contract start date	01/04/2006
Contract end date	

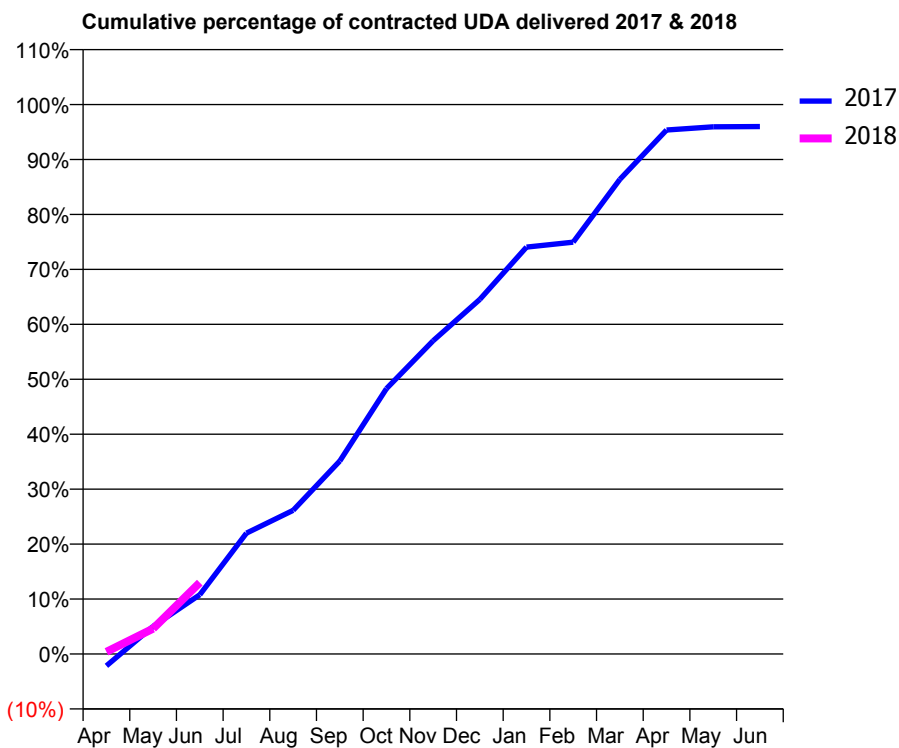
17/18 Contracted general activity (UDA)	9,002
Carry forward general activity (UDA)	0
17/18 Contracted orthodontic activity (UOA)	0
Carry forward orthodontic activity (UOA)	0
Baseline contract value	£224,003.32

ACCESS*

Patients seen in 24 months	Total	Change since previous quarter
Quarter ending June 2016	4,573	
Quarter ending September 2016	4,508	↓
Quarter ending December 2016	4,479	→
Quarter ending March 2017	4,398	↓
Quarter ending June 2017	4,330	↓
Variance since June 2016	(5.3%)	↓



ACTIVITY



Month	Adjusted Scheduled Activity (UDA)	
	2017	2018
April	-197	35
May	452	417
June	970	1,170
July	1,979	
August	2,355	
September	3,163	
October	4,349	
November	5,132	
December	5,810	
January	6,666	
February	6,748	
March	7,775	
April	8,584	
May	8,637	
June	8,641	

QUALITY

	Quantity	Base Number	Contract	AT	Region	England
% of FP17s for the same patient ID Re-attending within 3 months - Children	7	248	2.8%	12.1%	13.0%	12.0%
% of FP17s for the same patient ID Re-attending within 3 months - Adults	109	864	12.6%	16.9%	16.6%	16.0%
% of FP17s for the same patient ID Re-attending between 3 & 9 months - Children	160	248	64.5%	57.7%	59.5%	58.0%
% of FP17s for the same patient ID Re-attending between 3 & 9 months - Adults	344	864	39.8%	51.0%	53.1%	50.9%
% of FP17s for Band 1 Urgent Courses	77	673	11.4%	10.6%	9.3%	9.1%
% of FP17s Relating to Free Repair or Replacements	3	673	0.4%	0.9%	1.0%	0.8%
% of FP17s Relating to Continuations	2	673	0.3%	1.1%	1.3%	1.1%
% of Patients satisfied with the dentistry they have received	4	4	N/A	91.0%	91.9%	91.7%
% of Patients satisfied with the time they had to wait for an appointment	4	4	N/A	87.5%	88.7%	88.0%

* This is based on patients treated on this contract for their most recent course of treatment. Figures in italics indicate the base number of FP17s or Patient Questionnaire responses are less than 100. N/A is shown where the base number of responses is less than 10 during the period. % is calculated as Quantity/Base number*100

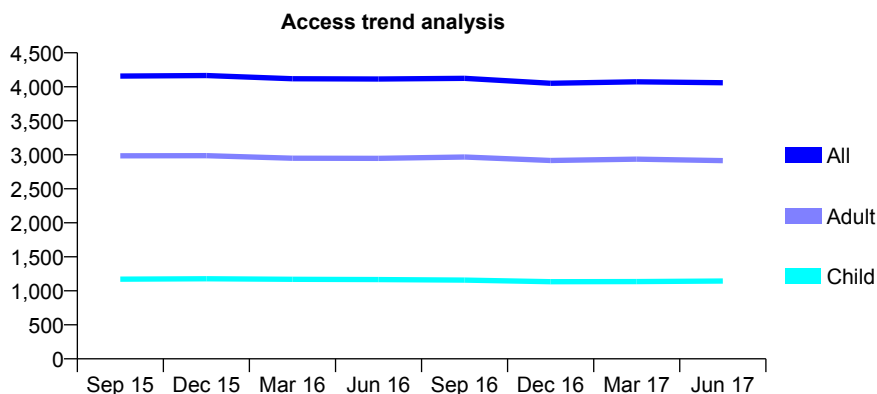
Q46 - Vital Signs At a Glance Contract Report for 886483/0001 - June 2017

Name or company name	MR S HAFIZ
Contract type name	GDS Contract
Purpose of contract	General
Contract start date	01/04/2012
Contract end date	

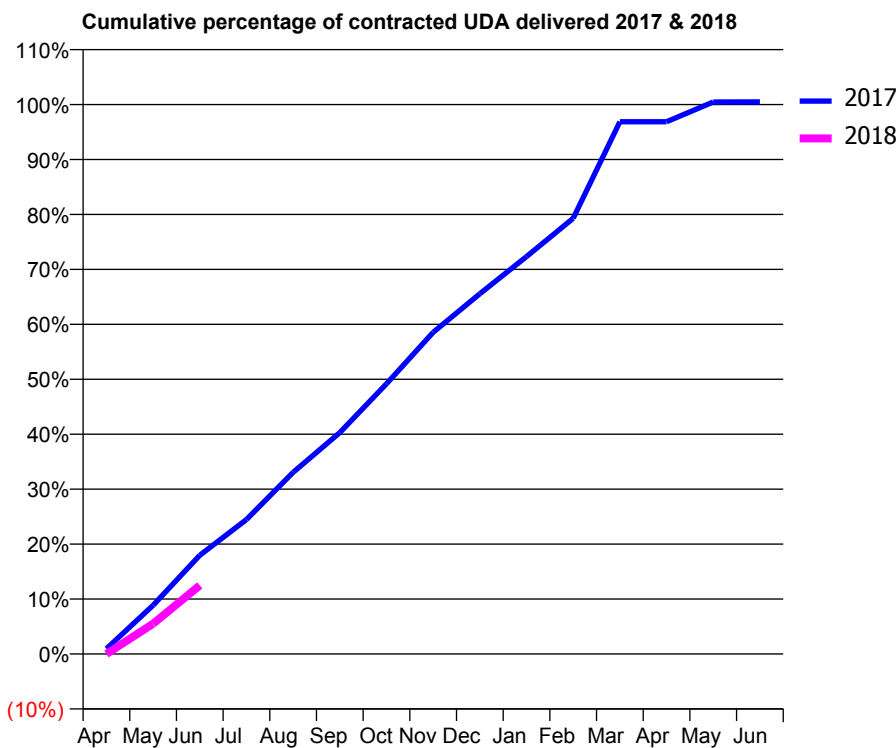
17/18 Contracted general activity (UDA)	11,970
Carry forward general activity (UDA)	0
17/18 Contracted orthodontic activity (UOA)	0
Carry forward orthodontic activity (UOA)	0
Baseline contract value	£393,236.99

ACCESS*

Patients seen in 24 months	Total	Change since previous quarter
Quarter ending June 2016	4,114	
Quarter ending September 2016	4,125	→
Quarter ending December 2016	4,051	↓
Quarter ending March 2017	4,073	→
Quarter ending June 2017	4,059	→
Variance since June 2016	(1.3%)	↓



ACTIVITY



Month	Adjusted Scheduled Activity (UDA)	
	2017	2018
April	116	0
May	1,062	662
June	2,152	1,495
July	2,931	
August	3,957	
September	4,822	
October	5,888	
November	7,008	
December	7,847	
January	8,656	
February	9,490	
March	11,594	
April	11,594	
May	12,025	
June	12,028	

QUALITY

	Quantity	Base Number	Contract	AT	Region	England
% of FP17s for the same patient ID Re-attending within 3 months - Children	16	239	6.7%	12.1%	13.0%	12.0%
% of FP17s for the same patient ID Re-attending within 3 months - Adults	56	618	9.1%	16.9%	16.6%	16.0%
% of FP17s for the same patient ID Re-attending between 3 & 9 months - Children	110	239	46.0%	57.7%	59.5%	58.0%
% of FP17s for the same patient ID Re-attending between 3 & 9 months - Adults	297	618	48.1%	51.0%	53.1%	50.9%
% of FP17s for Band 1 Urgent Courses	26	669	3.9%	10.6%	9.3%	9.1%
% of FP17s Relating to Free Repair or Replacements	1	669	0.1%	0.9%	1.0%	0.8%
% of FP17s Relating to Continuations	4	669	0.6%	1.1%	1.3%	1.1%
% of Patients satisfied with the dentistry they have received	3	4	N/A	91.0%	91.9%	91.7%
% of Patients satisfied with the time they had to wait for an appointment	3	4	N/A	87.5%	88.7%	88.0%

* This is based on patients treated on this contract for their most recent course of treatment. Figures in italics indicate the base number of FP17s or Patient Questionnaire responses are less than 100. N/A is shown where the base number of responses is less than 10 during the period. % is calculated as Quantity/Base number*100

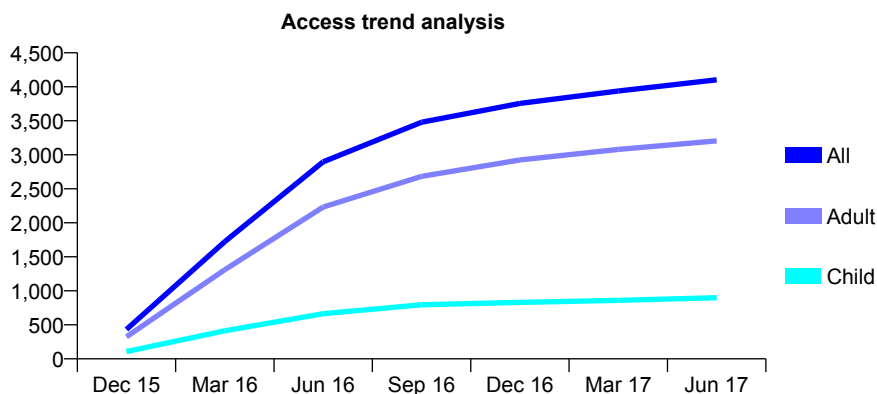
Q46 - Vital Signs At a Glance Contract Report for 897515/0001 - June 2017

Name or company name	MR SW LAI
Contract type name	GDS Contract
Purpose of contract	General
Contract start date	01/12/2015
Contract end date	

17/18 Contracted general activity (UDA)	13,768
Carry forward general activity (UDA)	0
17/18 Contracted orthodontic activity (UOA)	0
Carry forward orthodontic activity (UOA)	0
Baseline contract value	£341,249.03

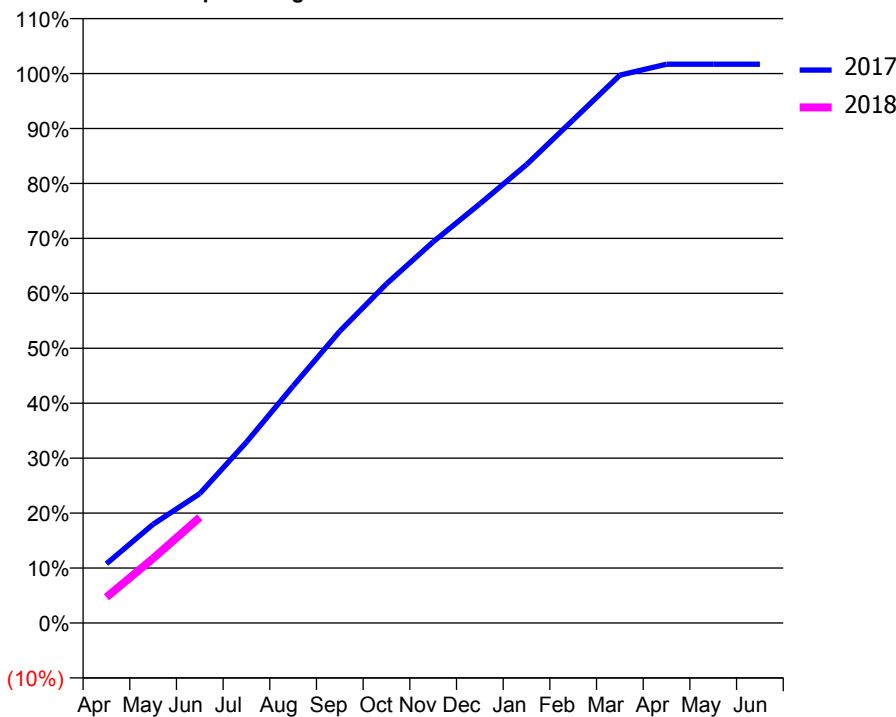
ACCESS*

Patients seen in 24 months	Total	Change since previous quarter
Quarter ending June 2016	2,897	
Quarter ending September 2016	3,480	↑
Quarter ending December 2016	3,755	↑
Quarter ending March 2017	3,939	↑
Quarter ending June 2017	4,103	↑
Variance since June 2016	41.6%	↑



ACTIVITY

Cumulative percentage of contracted UDA delivered 2017 & 2018



Month	Adjusted Scheduled Activity (UDA)	
	2017	2018
April	1,484	645
May	2,473	1,619
June	3,242	2,646
July	4,533	
August	5,937	
September	7,312	
October	8,498	
November	9,551	
December	10,502	
January	11,487	
February	12,608	
March	13,727	
April	14,001	
May	14,002	
June	14,002	

QUALITY

	Quantity	Base Number	Contract	AT	Region	England
% of FP17s for the same patient ID Re-attending within 3 months - Children	28	374	7.5%	12.1%	13.0%	12.0%
% of FP17s for the same patient ID Re-attending within 3 months - Adults	148	1,260	11.7%	16.9%	16.6%	16.0%
% of FP17s for the same patient ID Re-attending between 3 & 9 months - Children	237	374	63.4%	57.7%	59.5%	58.0%
% of FP17s for the same patient ID Re-attending between 3 & 9 months - Adults	795	1,260	63.1%	51.0%	53.1%	50.9%
% of FP17s for Band 1 Urgent Courses	62	1,478	4.2%	10.6%	9.3%	9.1%
% of FP17s Relating to Free Repair or Replacements	8	1,478	0.5%	0.9%	1.0%	0.8%
% of FP17s Relating to Continuations	7	1,478	0.5%	1.1%	1.3%	1.1%
% of Patients satisfied with the dentistry they have received	5	5	N/A	91.0%	91.9%	91.7%
% of Patients satisfied with the time they had to wait for an appointment	5	5	N/A	87.5%	88.7%	88.0%

* This is based on patients treated on this contract for their most recent course of treatment. Figures in italics indicate the base number of FP17s or Patient Questionnaire responses are less than 100. N/A is shown where the base number of responses is less than 10 during the period. % is calculated as Quantity/Base number*100

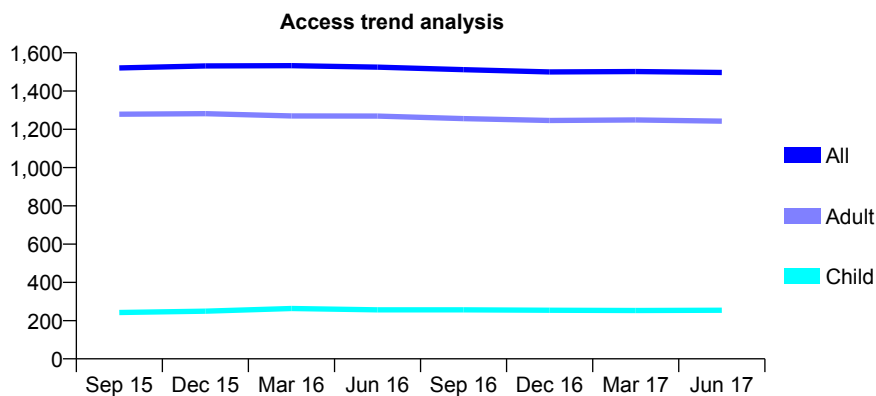
Q46 - Vital Signs At a Glance Contract Report for 898457/0002 - June 2017

Name or company name	MR ND MCLEAN
Contract type name	GDS Contract
Purpose of contract	General
Contract start date	01/04/2006
Contract end date	

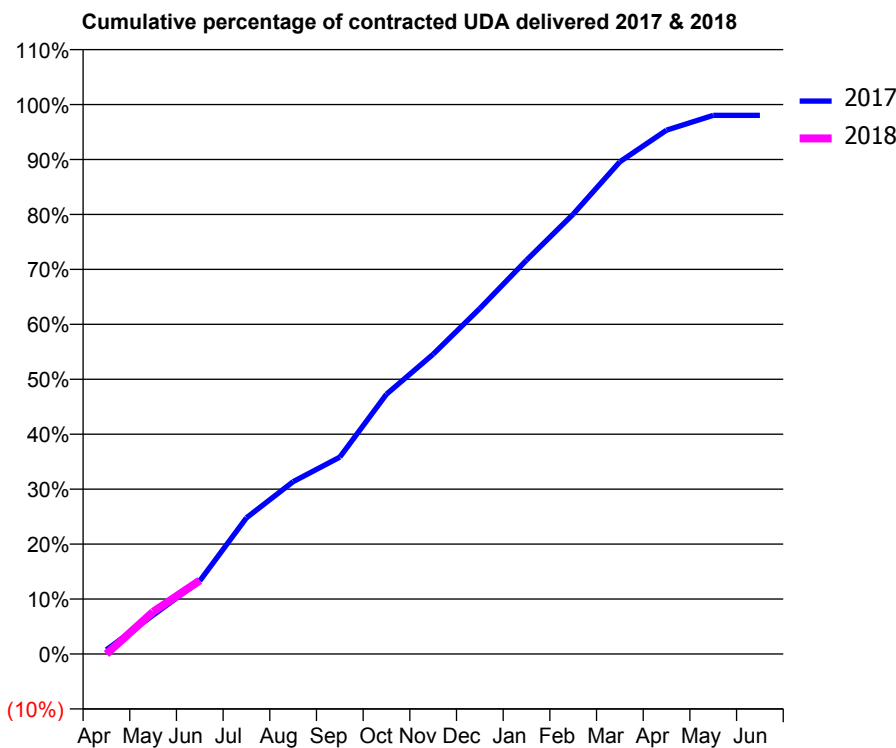
17/18 Contracted general activity (UDA)	5,215
Carry forward general activity (UDA)	0
17/18 Contracted orthodontic activity (UOA)	0
Carry forward orthodontic activity (UOA)	0
Baseline contract value	£127,492.42

ACCESS*

Patients seen in 24 months	Total	Change since previous quarter
Quarter ending June 2016	1,525	
Quarter ending September 2016	1,512	→
Quarter ending December 2016	1,500	→
Quarter ending March 2017	1,502	→
Quarter ending June 2017	1,497	→
Variance since June 2016	(1.8%)	↓



ACTIVITY



Month	Adjusted Scheduled Activity (UDA)	
	2017	2018
April	40	1
May	369	401
June	694	698
July	1,292	
August	1,636	
September	1,869	
October	2,466	
November	2,846	
December	3,280	
January	3,738	
February	4,175	
March	4,672	
April	4,972	
May	5,112	
June	5,112	

QUALITY

	Quantity	Base Number	Contract	AT	Region	England
% of FP17s for the same patient ID Re-attending within 3 months - Children	3	99	3.0%	12.1%	13.0%	12.0%
% of FP17s for the same patient ID Re-attending within 3 months - Adults	135	543	24.9%	16.9%	16.6%	16.0%
% of FP17s for the same patient ID Re-attending between 3 & 9 months - Children	73	99	73.7%	57.7%	59.5%	58.0%
% of FP17s for the same patient ID Re-attending between 3 & 9 months - Adults	332	543	61.1%	51.0%	53.1%	50.9%
% of FP17s for Band 1 Urgent Courses	83	438	18.9%	10.6%	9.3%	9.1%
% of FP17s Relating to Free Repair or Replacements	24	438	5.5%	0.9%	1.0%	0.8%
% of FP17s Relating to Continuations	4	438	0.9%	1.1%	1.3%	1.1%
% of Patients satisfied with the dentistry they have received	11	11	100.0%	91.0%	91.9%	91.7%
% of Patients satisfied with the time they had to wait for an appointment	11	11	100.0%	87.5%	88.7%	88.0%

* This is based on patients treated on this contract for their most recent course of treatment. Figures in italics indicate the base number of FP17s or Patient Questionnaire responses are less than 100. N/A is shown where the base number of responses is less than 10 during the period. % is calculated as Quantity/Base number*100

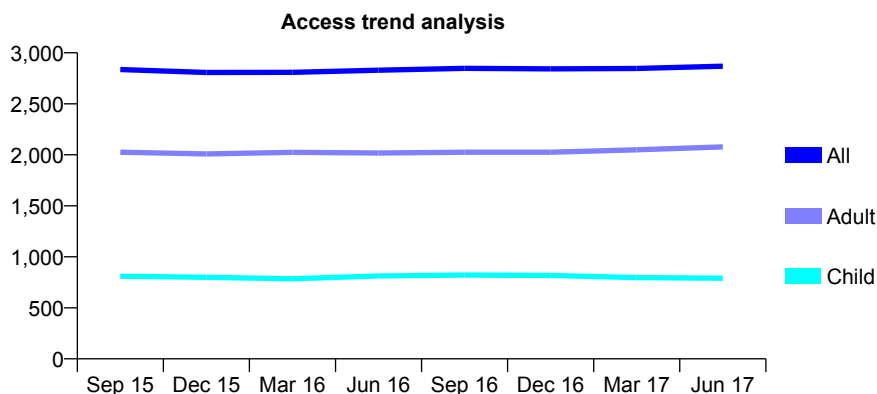
Q46 - Vital Signs At a Glance Contract Report for 907359/0001 - June 2017

Name or company name	MR MP GEORGESON
Contract type name	GDS Contract
Purpose of contract	General and Orthodontic
Contract start date	01/04/2006
Contract end date	

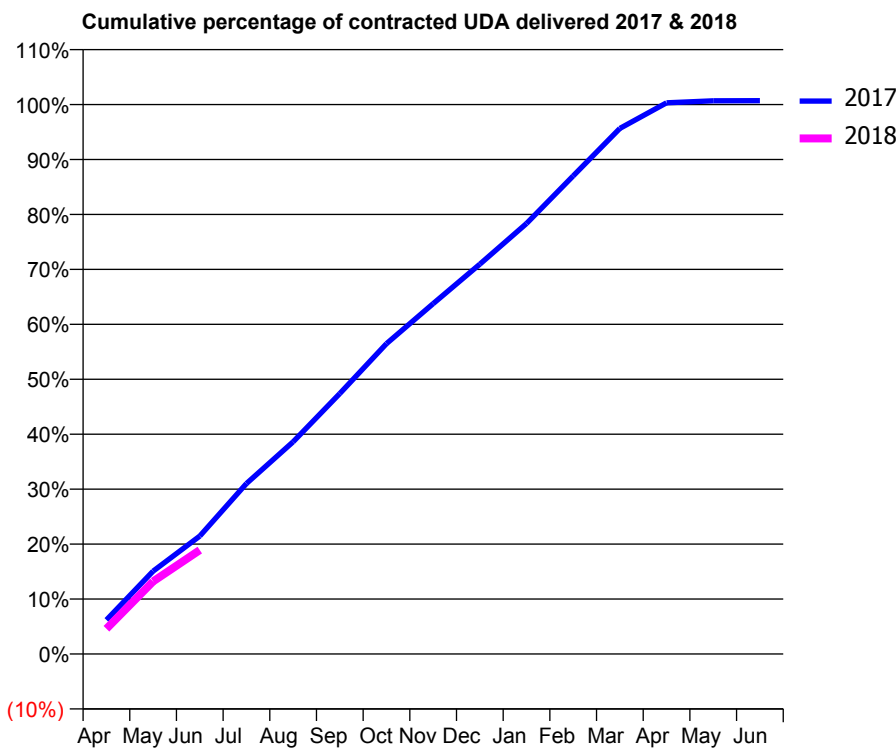
17/18 Contracted general activity (UDA)	8,950
Carry forward general activity (UDA)	0
17/18 Contracted orthodontic activity (UOA)	1,361
Carry forward orthodontic activity (UOA)	0
Baseline contract value	£294,460.72

ACCESS*

Patients seen in 24 months	Total	Change since previous quarter
Quarter ending June 2016	2,829	
Quarter ending September 2016	2,848	→
Quarter ending December 2016	2,843	→
Quarter ending March 2017	2,846	→
Quarter ending June 2017	2,868	→
Variance since June 2016	1.4%	→



ACTIVITY



Month	Adjusted Scheduled Activity (UDA)	
	2017	2018
April	554	412
May	1,351	1,182
June	1,920	1,693
July	2,777	
August	3,456	
September	4,244	
October	5,055	
November	5,706	
December	6,349	
January	7,012	
February	7,786	
March	8,561	
April	8,978	
May	9,010	
June	9,013	

QUALITY

	Quantity	Base Number	Contract	AT	Region	England
% of FP17s for the same patient ID Re-attending within 3 months - Children	34	282	12.1%	12.1%	13.0%	12.0%
% of FP17s for the same patient ID Re-attending within 3 months - Adults	149	764	19.5%	16.9%	16.6%	16.0%
% of FP17s for the same patient ID Re-attending between 3 & 9 months - Children	146	282	51.8%	57.7%	59.5%	58.0%
% of FP17s for the same patient ID Re-attending between 3 & 9 months - Adults	401	764	52.5%	51.0%	53.1%	50.9%
% of FP17s for Band 1 Urgent Courses	88	840	10.5%	10.6%	9.3%	9.1%
% of FP17s Relating to Free Repair or Replacements	17	840	2.0%	0.9%	1.0%	0.8%
% of FP17s Relating to Continuations	2	840	0.2%	1.1%	1.3%	1.1%
% of Patients satisfied with the dentistry they have received	2	2	N/A	91.0%	91.9%	91.7%
% of Patients satisfied with the time they had to wait for an appointment	2	2	N/A	87.5%	88.7%	88.0%

* This is based on patients treated on this contract for their most recent course of treatment. Figures in italics indicate the base number of FP17s or Patient Questionnaire responses are less than 100. N/A is shown where the base number of responses is less than 10 during the period. % is calculated as Quantity/Base number*100

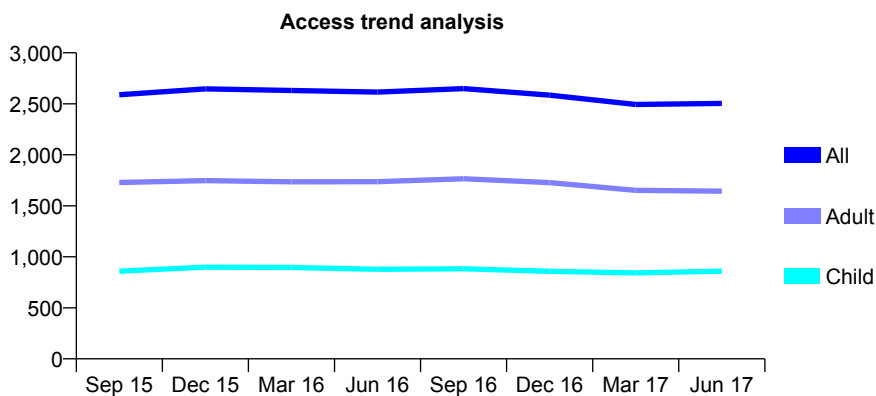
Q46 - Vital Signs At a Glance Contract Report for 908673/0001 - June 2017

Name or company name	DR PV MCCRORY
Contract type name	GDS Contract
Purpose of contract	General
Contract start date	01/04/2006
Contract end date	

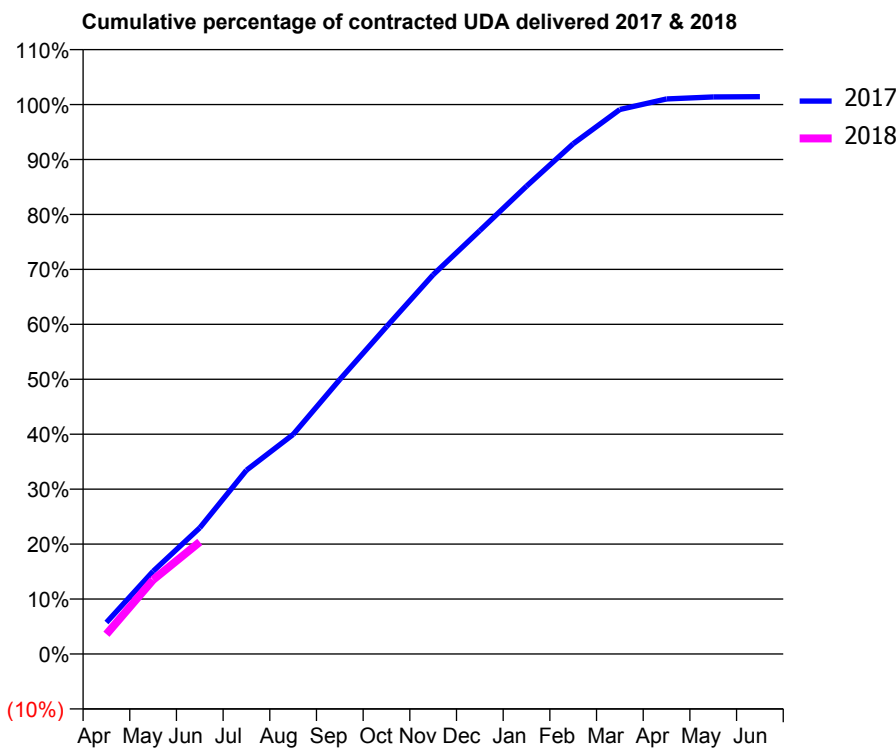
17/18 Contracted general activity (UDA)	7,000
Carry forward general activity (UDA)	0
17/18 Contracted orthodontic activity (UOA)	0
Carry forward orthodontic activity (UOA)	0
Baseline contract value	£211,552.32

ACCESS*

Patients seen in 24 months	Total	Change since previous quarter
Quarter ending June 2016	2,615	
Quarter ending September 2016	2,649	→
Quarter ending December 2016	2,585	↓
Quarter ending March 2017	2,493	↓
Quarter ending June 2017	2,504	→
Variance since June 2016	(4.2%)	↓



ACTIVITY



Month	Adjusted Scheduled Activity (UDA)	
	2017	2018
April	401	253
May	1,055	946
June	1,608	1,428
July	2,342	
August	2,797	
September	3,497	
October	4,170	
November	4,831	
December	5,394	
January	5,961	
February	6,501	
March	6,936	
April	7,070	
May	7,096	
June	7,099	

QUALITY

	Quantity	Base Number	Contract	AT	Region	England
% of FP17s for the same patient ID Re-attending within 3 months - Children	10	286	3.5%	12.1%	13.0%	12.0%
% of FP17s for the same patient ID Re-attending within 3 months - Adults	41	440	9.3%	16.9%	16.6%	16.0%
% of FP17s for the same patient ID Re-attending between 3 & 9 months - Children	170	286	59.4%	57.7%	59.5%	58.0%
% of FP17s for the same patient ID Re-attending between 3 & 9 months - Adults	213	440	48.4%	51.0%	53.1%	50.9%
% of FP17s for Band 1 Urgent Courses	74	660	11.2%	10.6%	9.3%	9.1%
% of FP17s Relating to Free Repair or Replacements	1	660	0.2%	0.9%	1.0%	0.8%
% of FP17s Relating to Continuations	1	660	0.2%	1.1%	1.3%	1.1%
% of Patients satisfied with the dentistry they have received	3	3	N/A	91.0%	91.9%	91.7%
% of Patients satisfied with the time they had to wait for an appointment	3	3	N/A	87.5%	88.7%	88.0%

* This is based on patients treated on this contract for their most recent course of treatment. Figures in italics indicate the base number of FP17s or Patient Questionnaire responses are less than 100. N/A is shown where the base number of responses is less than 10 during the period. % is calculated as Quantity/Base number*100

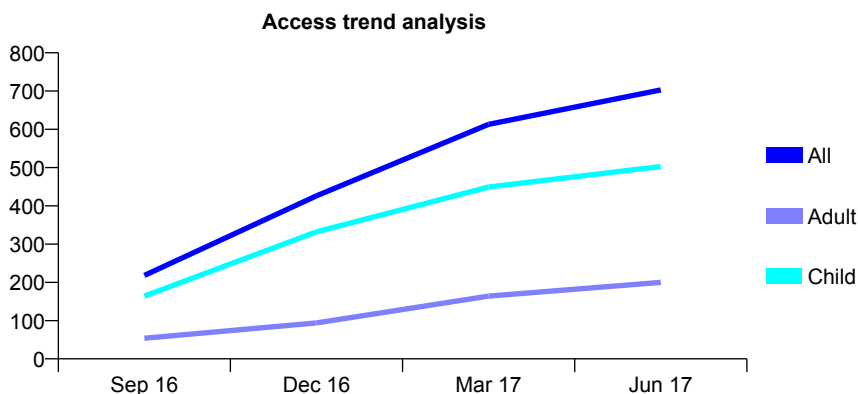
Q46 - Vital Signs At a Glance Contract Report for 909580/0002 - June 2017

Name or company name	P&J Noble Dental Practice
Contract type name	GDS Contract
Purpose of contract	General and Orthodontic
Contract start date	01/04/2007
Contract end date	

17/18 Contracted general activity (UDA)	1,706
Carry forward general activity (UDA)	0
17/18 Contracted orthodontic activity (UOA)	293
Carry forward orthodontic activity (UOA)	0
Baseline contract value	£65,658.81

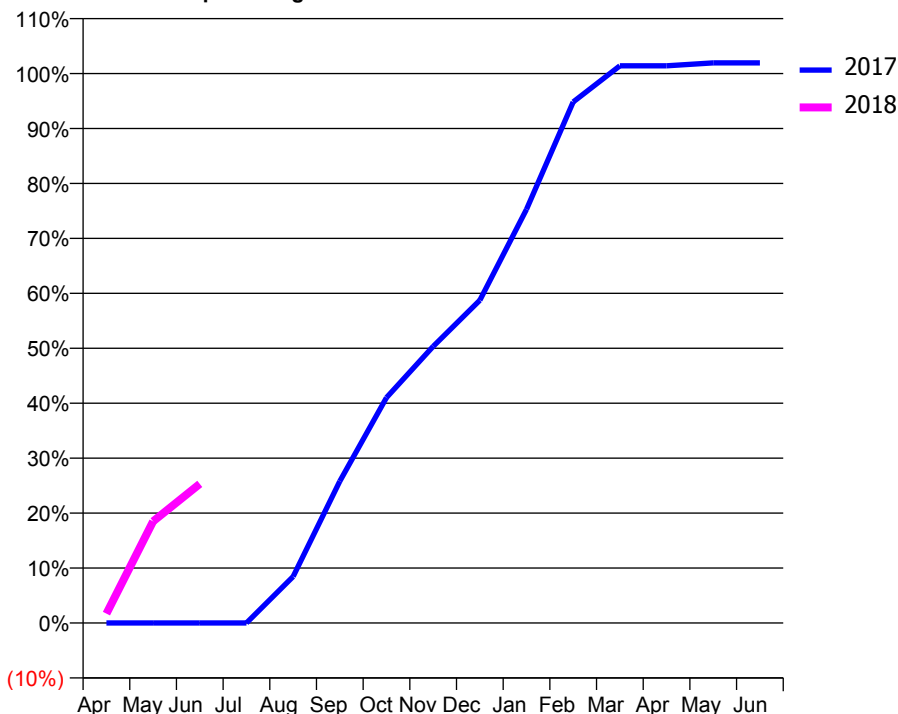
ACCESS*

Patients seen in 24 months	Total	Change since previous quarter
Quarter ending June 2016	0	
Quarter ending September 2016	218	↑
Quarter ending December 2016	426	↑
Quarter ending March 2017	613	↑
Quarter ending June 2017	703	↑
Variance since June 2016	N/A	



ACTIVITY

Cumulative percentage of contracted UDA delivered 2017 & 2018



Adjusted Scheduled Activity (UDA)

Month	2017	2018
April	0	29
May	0	316
June	0	432
July	0	
August	96	
September	294	
October	468	
November	574	
December	670	
January	859	
February	1,082	
March	1,157	
April	1,157	
May	1,163	
June	1,163	

QUALITY

	Quantity	Base Number	Contract	AT	Region	England
% of FP17s for the same patient ID Re-attending within 3 months - Children	37	287	12.9%	12.1%	13.0%	12.0%
% of FP17s for the same patient ID Re-attending within 3 months - Adults	3	54	5.6%	16.9%	16.6%	16.0%
% of FP17s for the same patient ID Re-attending between 3 & 9 months - Children	184	287	64.1%	57.7%	59.5%	58.0%
% of FP17s for the same patient ID Re-attending between 3 & 9 months - Adults	32	54	59.3%	51.0%	53.1%	50.9%
% of FP17s for Band 1 Urgent Courses	6	334	1.8%	10.6%	9.3%	9.1%
% of FP17s Relating to Free Repair or Replacements	0	334	0.0%	0.9%	1.0%	0.8%
% of FP17s Relating to Continuations	0	334	0.0%	1.1%	1.3%	1.1%
% of Patients satisfied with the dentistry they have received	0	0	N/A	91.0%	91.9%	91.7%
% of Patients satisfied with the time they had to wait for an appointment	0	0	N/A	87.5%	88.7%	88.0%

* This is based on patients treated on this contract for their most recent course of treatment. Figures in italics indicate the base number of FP17s or Patient Questionnaire responses are less than 100. N/A is shown where the base number of responses is less than 10 during the period. % is calculated as Quantity/Base number*100

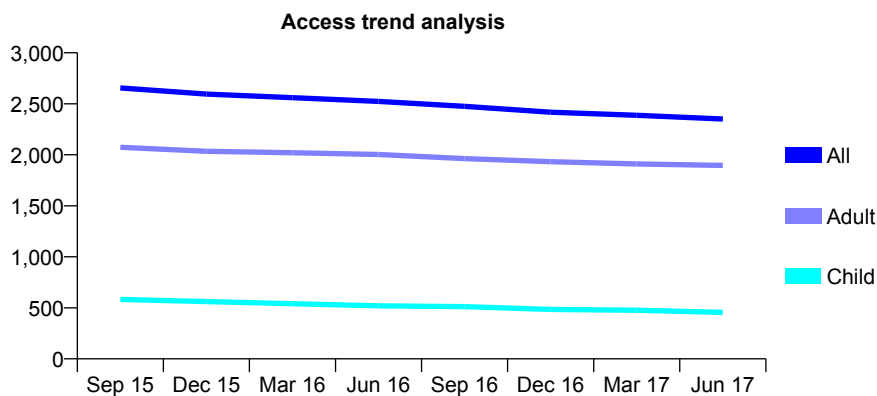
Q46 - Vital Signs At a Glance Contract Report for 910104/0002 - June 2017

Name or company name	MR DJ GRIFFITHS
Contract type name	GDS Contract
Purpose of contract	General
Contract start date	02/01/2007
Contract end date	

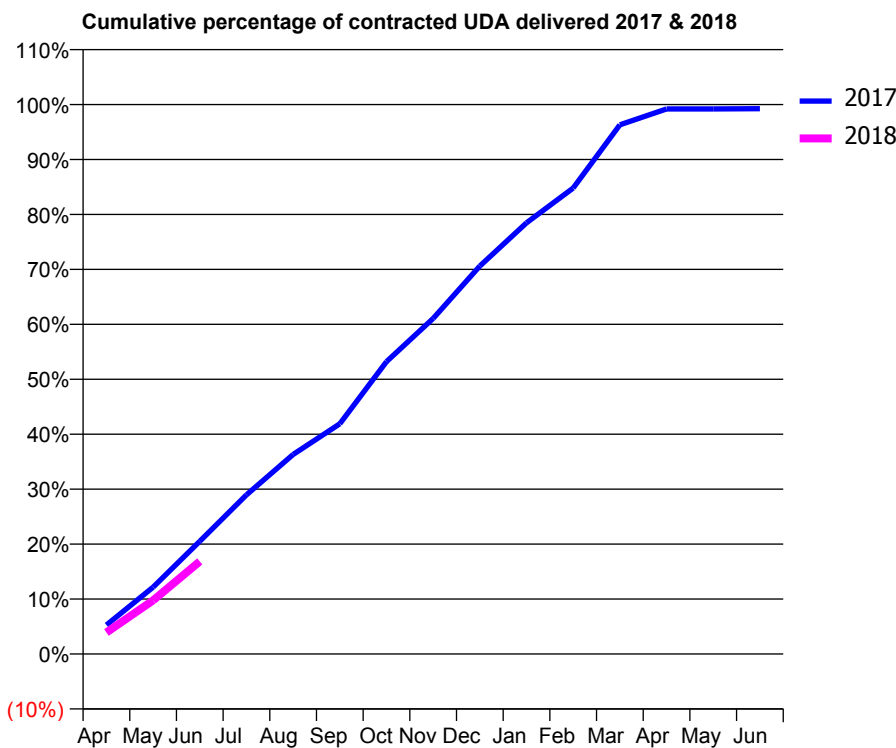
17/18 Contracted general activity (UDA)	8,178
Carry forward general activity (UDA)	0
17/18 Contracted orthodontic activity (UOA)	0
Carry forward orthodontic activity (UOA)	0
Baseline contract value	£176,869.72

ACCESS*

Patients seen in 24 months	Total	Change since previous quarter
Quarter ending June 2016	2,523	
Quarter ending September 2016	2,475	↓
Quarter ending December 2016	2,417	↓
Quarter ending March 2017	2,388	↓
Quarter ending June 2017	2,351	↓
Variance since June 2016	(6.8%)	↓



ACTIVITY



Month	Adjusted Scheduled Activity (UDA)	
	2017	2018
April	431	321
May	995	800
June	1,678	1,377
July	2,368	
August	2,970	
September	3,426	
October	4,352	
November	4,995	
December	5,775	
January	6,418	
February	6,936	
March	7,876	
April	8,111	
May	8,112	
June	8,115	

QUALITY

	Quantity	Base Number	Contract	AT	Region	England
% of FP17s for the same patient ID Re-attending within 3 months - Children	12	185	6.5%	12.1%	13.0%	12.0%
% of FP17s for the same patient ID Re-attending within 3 months - Adults	93	621	15.0%	16.9%	16.6%	16.0%
% of FP17s for the same patient ID Re-attending between 3 & 9 months - Children	122	185	65.9%	57.7%	59.5%	58.0%
% of FP17s for the same patient ID Re-attending between 3 & 9 months - Adults	372	621	59.9%	51.0%	53.1%	50.9%
% of FP17s for Band 1 Urgent Courses	27	689	3.9%	10.6%	9.3%	9.1%
% of FP17s Relating to Free Repair or Replacements	24	689	3.5%	0.9%	1.0%	0.8%
% of FP17s Relating to Continuations	5	689	0.7%	1.1%	1.3%	1.1%
% of Patients satisfied with the dentistry they have received	5	6	N/A	91.0%	91.9%	91.7%
% of Patients satisfied with the time they had to wait for an appointment	6	6	N/A	87.5%	88.7%	88.0%

* This is based on patients treated on this contract for their most recent course of treatment. Figures in italics indicate the base number of FP17s or Patient Questionnaire responses are less than 100. N/A is shown where the base number of responses is less than 10 during the period. % is calculated as Quantity/Base number*100

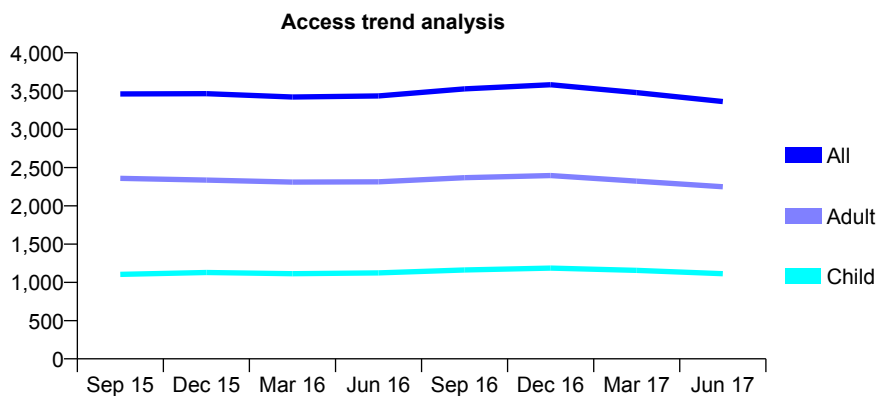
Q46 - Vital Signs At a Glance Contract Report for 910864/0001 - June 2017

Name or company name	MR D END
Contract type name	GDS Contract
Purpose of contract	General and Orthodontic
Contract start date	01/04/2006
Contract end date	

17/18 Contracted general activity (UDA)	9,584
Carry forward general activity (UDA)	0
17/18 Contracted orthodontic activity (UOA)	400
Carry forward orthodontic activity (UOA)	0
Baseline contract value	£327,006.39

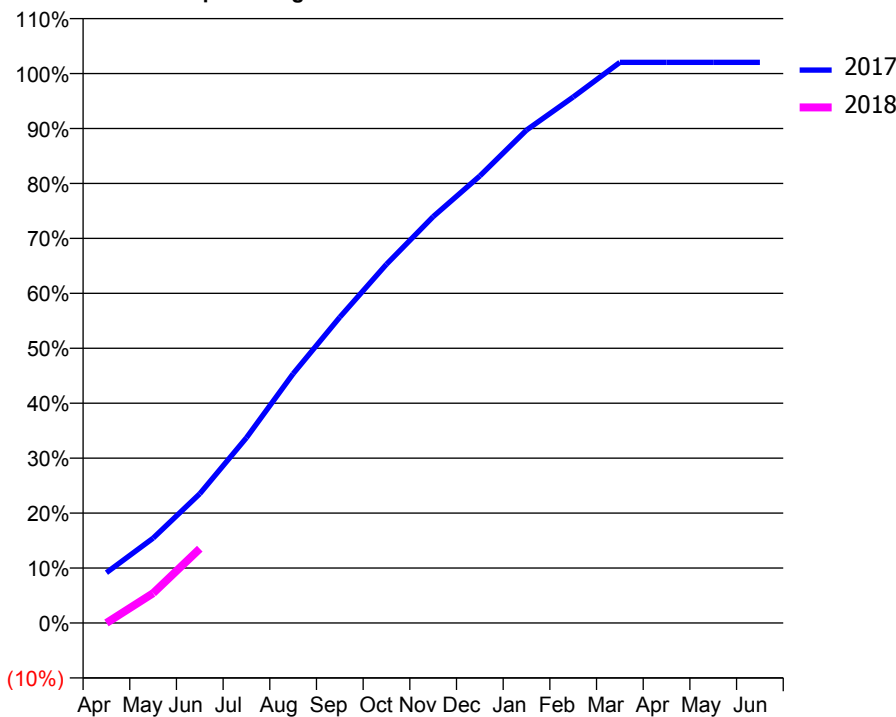
ACCESS*

Patients seen in 24 months	Total	Change since previous quarter
Quarter ending June 2016	3,437	
Quarter ending September 2016	3,529	↑
Quarter ending December 2016	3,582	→
Quarter ending March 2017	3,480	↓
Quarter ending June 2017	3,363	↓
Variance since June 2016	(2.2%)	↓



ACTIVITY

Cumulative percentage of contracted UDA delivered 2017 & 2018



Month	Adjusted Scheduled Activity (UDA)	
	2017	2018
April	878	0
May	1,480	520
June	2,254	1,297
July	3,231	
August	4,347	
September	5,334	
October	6,257	
November	7,087	
December	7,796	
January	8,597	
February	9,174	
March	9,779	
April	9,779	
May	9,779	
June	9,779	

QUALITY

	Quantity	Base Number	Contract	AT	Region	England
% of FP17s for the same patient ID Re-attending within 3 months - Children	8	165	4.8%	12.1%	13.0%	12.0%
% of FP17s for the same patient ID Re-attending within 3 months - Adults	25	321	7.8%	16.9%	16.6%	16.0%
% of FP17s for the same patient ID Re-attending between 3 & 9 months - Children	61	165	37.0%	57.7%	59.5%	58.0%
% of FP17s for the same patient ID Re-attending between 3 & 9 months - Adults	119	321	37.1%	51.0%	53.1%	50.9%
% of FP17s for Band 1 Urgent Courses	0	479	0.0%	10.6%	9.3%	9.1%
% of FP17s Relating to Free Repair or Replacements	0	479	0.0%	0.9%	1.0%	0.8%
% of FP17s Relating to Continuations	1	479	0.2%	1.1%	1.3%	1.1%
% of Patients satisfied with the dentistry they have received	2	2	N/A	91.0%	91.9%	91.7%
% of Patients satisfied with the time they had to wait for an appointment	2	2	N/A	87.5%	88.7%	88.0%

* This is based on patients treated on this contract for their most recent course of treatment. Figures in italics indicate the base number of FP17s or Patient Questionnaire responses are less than 100. N/A is shown where the base number of responses is less than 10 during the period. % is calculated as Quantity/Base number*100

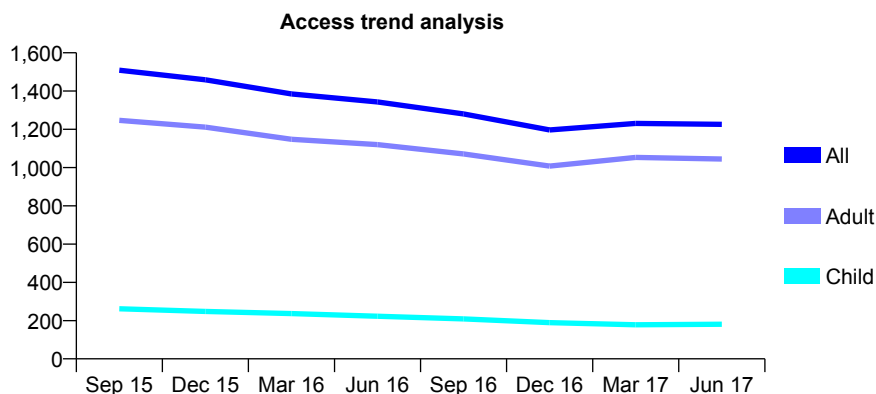
Q46 - Vital Signs At a Glance Contract Report for 913995/0001 - June 2017

Name or company name	MR JJ KEAVNEY
Contract type name	GDS Contract
Purpose of contract	General
Contract start date	01/04/2006
Contract end date	

17/18 Contracted general activity (UDA)	7,018
Carry forward general activity (UDA)	0
17/18 Contracted orthodontic activity (UOA)	0
Carry forward orthodontic activity (UOA)	0
Baseline contract value	£228,935.16

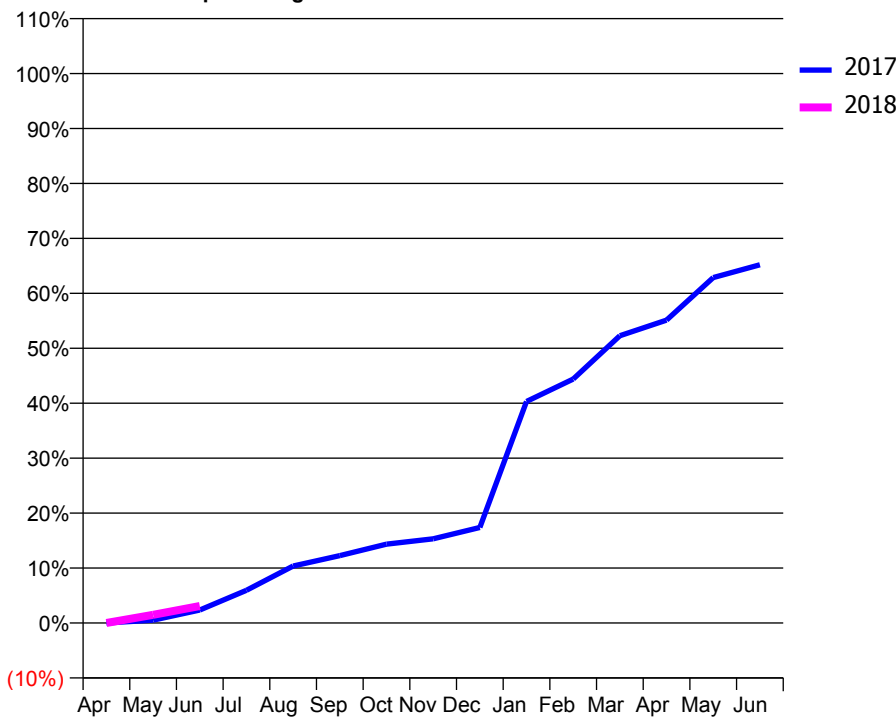
ACCESS*

Patients seen in 24 months	Total	Change since previous quarter
Quarter ending June 2016	1,343	
Quarter ending September 2016	1,280	↓
Quarter ending December 2016	1,197	↓
Quarter ending March 2017	1,231	↑
Quarter ending June 2017	1,226	→
Variance since June 2016	(8.7%)	↓



ACTIVITY

Cumulative percentage of contracted UDA delivered 2017 & 2018



Adjusted Scheduled Activity (UDA)

Month	2017	2018
April	1	0
May	37	105
June	165	217
July	418	
August	727	
September	862	
October	1,007	
November	1,076	
December	1,221	
January	2,829	
February	3,116	
March	3,670	
April	3,869	
May	4,412	
June	4,575	

QUALITY

	Quantity	Base Number	Contract	AT	Region	England
% of FP17s for the same patient ID Re-attending within 3 months - Children	2	62	3.2%	12.1%	13.0%	12.0%
% of FP17s for the same patient ID Re-attending within 3 months - Adults	74	309	23.9%	16.9%	16.6%	16.0%
% of FP17s for the same patient ID Re-attending between 3 & 9 months - Children	28	62	45.2%	57.7%	59.5%	58.0%
% of FP17s for the same patient ID Re-attending between 3 & 9 months - Adults	141	309	45.6%	51.0%	53.1%	50.9%
% of FP17s for Band 1 Urgent Courses	14	126	11.1%	10.6%	9.3%	9.1%
% of FP17s Relating to Free Repair or Replacements	4	126	3.2%	0.9%	1.0%	0.8%
% of FP17s Relating to Continuations	4	126	3.2%	1.1%	1.3%	1.1%
% of Patients satisfied with the dentistry they have received	0	0	N/A	91.0%	91.9%	91.7%
% of Patients satisfied with the time they had to wait for an appointment	0	0	N/A	87.5%	88.7%	88.0%

* This is based on patients treated on this contract for their most recent course of treatment. Figures in italics indicate the base number of FP17s or Patient Questionnaire responses are less than 100. N/A is shown where the base number of responses is less than 10 during the period. % is calculated as Quantity/Base number*100

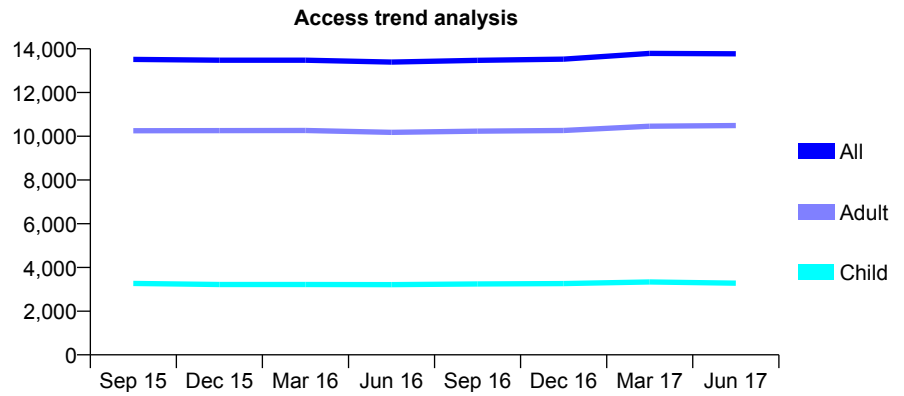
Q46 - Vital Signs At a Glance Contract Report for 918059/0001 - June 2017

Name or company name	MR JP BECKER-LE CERF
Contract type name	GDS Contract
Purpose of contract	General
Contract start date	01/04/2006
Contract end date	

17/18 Contracted general activity (UDA)	39,600
Carry forward general activity (UDA)	0
17/18 Contracted orthodontic activity (UOA)	0
Carry forward orthodontic activity (UOA)	0
Baseline contract value	£1,159,342.27

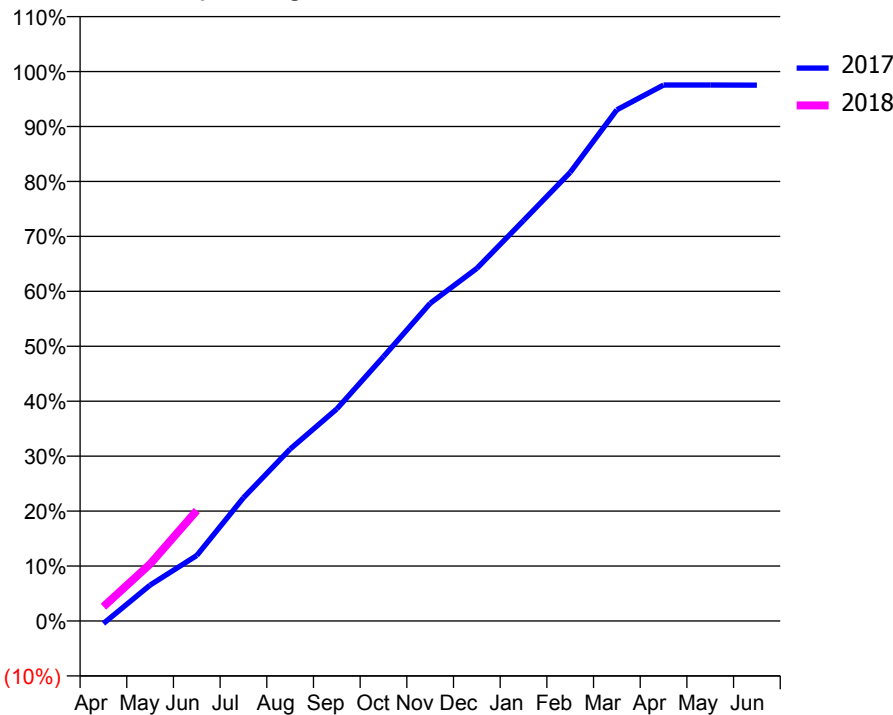
ACCESS*

Patients seen in 24 months	Total	Change since previous quarter
Quarter ending June 2016	13,390	
Quarter ending September 2016	13,475	→
Quarter ending December 2016	13,529	→
Quarter ending March 2017	13,787	→
Quarter ending June 2017	13,770	→
Variance since June 2016	2.8%	↑



ACTIVITY

Cumulative percentage of contracted UDA delivered 2017 & 2018



Month	Adjusted Scheduled Activity (UDA)	
	2017	2018
April	-186	1,037
May	2,586	4,107
June	4,726	7,963
July	8,887	
August	12,389	
September	15,288	
October	19,053	
November	22,898	
December	25,414	
January	28,865	
February	32,327	
March	36,841	
April	38,629	
May	38,630	
June	38,621	

QUALITY

	Quantity	Base Number	Contract	AT	Region	England
% of FP17s for the same patient ID Re-attending within 3 months - Children	200	1,332	15.0%	12.1%	13.0%	12.0%
% of FP17s for the same patient ID Re-attending within 3 months - Adults	561	3,024	18.6%	16.9%	16.6%	16.0%
% of FP17s for the same patient ID Re-attending between 3 & 9 months - Children	733	1,332	55.0%	57.7%	59.5%	58.0%
% of FP17s for the same patient ID Re-attending between 3 & 9 months - Adults	1,248	3,024	41.3%	51.0%	53.1%	50.9%
% of FP17s for Band 1 Urgent Courses	340	3,593	9.5%	10.6%	9.3%	9.1%
% of FP17s Relating to Free Repair or Replacements	60	3,593	1.7%	0.9%	1.0%	0.8%
% of FP17s Relating to Continuations	116	3,593	3.2%	1.1%	1.3%	1.1%
% of Patients satisfied with the dentistry they have received	18	18	100.0%	91.0%	91.9%	91.7%
% of Patients satisfied with the time they had to wait for an appointment	17	18	94.4%	87.5%	88.7%	88.0%

* This is based on patients treated on this contract for their most recent course of treatment. Figures in italics indicate the base number of FP17s or Patient Questionnaire responses are less than 100. N/A is shown where the base number of responses is less than 10 during the period. % is calculated as Quantity/Base number*100

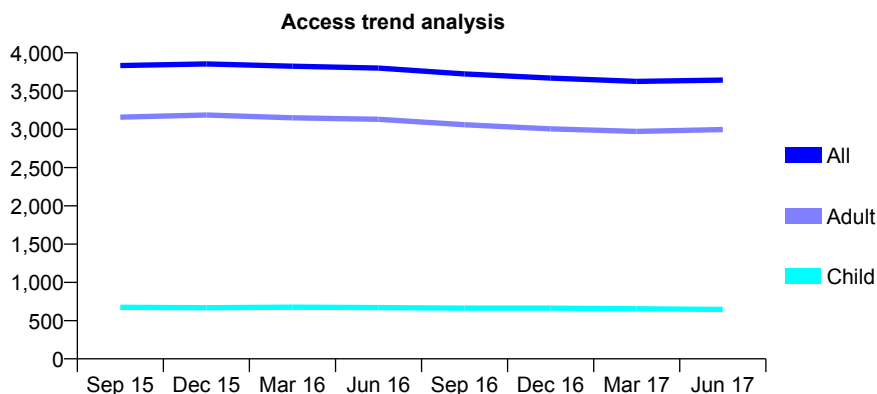
Q46 - Vital Signs At a Glance Contract Report for 918113/0001 - June 2017

Name or company name	MR JA LEE
Contract type name	GDS Contract
Purpose of contract	General
Contract start date	01/04/2006
Contract end date	

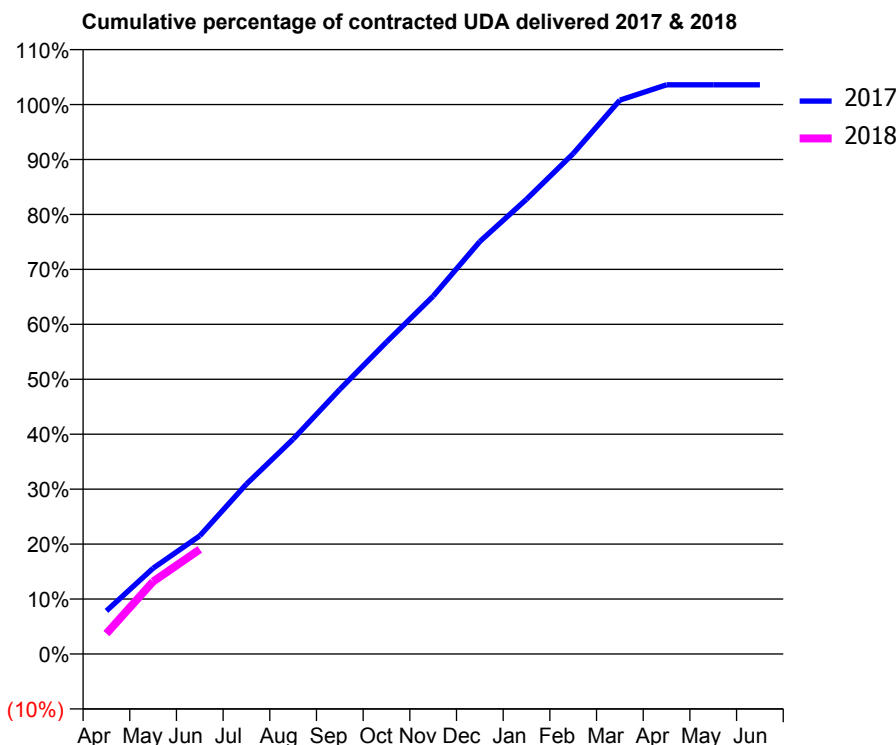
17/18 Contracted general activity (UDA)	10,653
Carry forward general activity (UDA)	0
17/18 Contracted orthodontic activity (UOA)	0
Carry forward orthodontic activity (UOA)	0
Baseline contract value	£327,591.89

ACCESS*

Patients seen in 24 months	Total	Change since previous quarter
Quarter ending June 2016	3,801	
Quarter ending September 2016	3,724	↓
Quarter ending December 2016	3,669	↓
Quarter ending March 2017	3,627	↓
Quarter ending June 2017	3,643	→
Variance since June 2016	(4.2%)	↓



ACTIVITY



Month	Adjusted Scheduled Activity (UDA)	
	2017	2018
April	836	397
May	1,663	1,405
June	2,292	2,029
July	3,294	
August	4,166	
September	5,131	
October	6,049	
November	6,938	
December	7,996	
January	8,817	
February	9,700	
March	10,737	
April	11,034	
May	11,034	
June	11,034	

QUALITY

	Quantity	Base Number	Contract	AT	Region	England
% of FP17s for the same patient ID Re-attending within 3 months - Children	24	262	9.2%	12.1%	13.0%	12.0%
% of FP17s for the same patient ID Re-attending within 3 months - Adults	211	951	22.2%	16.9%	16.6%	16.0%
% of FP17s for the same patient ID Re-attending between 3 & 9 months - Children	186	262	71.0%	57.7%	59.5%	58.0%
% of FP17s for the same patient ID Re-attending between 3 & 9 months - Adults	413	951	43.4%	51.0%	53.1%	50.9%
% of FP17s for Band 1 Urgent Courses	178	1,053	16.9%	10.6%	9.3%	9.1%
% of FP17s Relating to Free Repair or Replacements	32	1,053	3.0%	0.9%	1.0%	0.8%
% of FP17s Relating to Continuations	11	1,053	1.0%	1.1%	1.3%	1.1%
% of Patients satisfied with the dentistry they have received	3	5	N/A	91.0%	91.9%	91.7%
% of Patients satisfied with the time they had to wait for an appointment	3	5	N/A	87.5%	88.7%	88.0%

* This is based on patients treated on this contract for their most recent course of treatment. Figures in italics indicate the base number of FP17s or Patient Questionnaire responses are less than 100. N/A is shown where the base number of responses is less than 10 during the period. % is calculated as Quantity/Base number*100

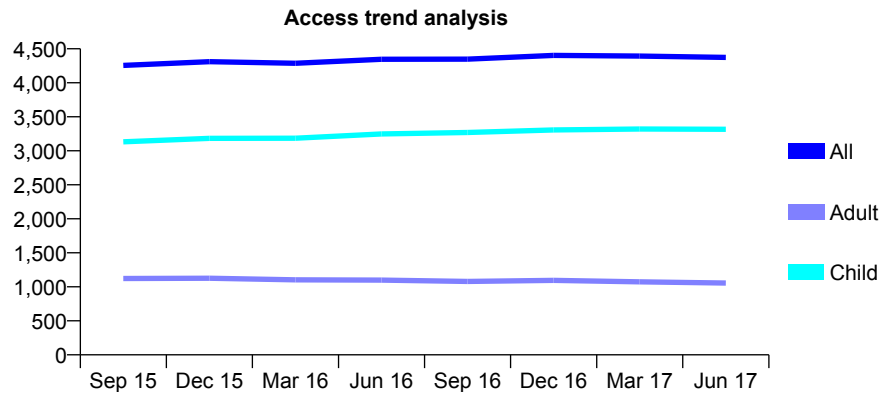
Q46 - Vital Signs At a Glance Contract Report for 919160/0002 - June 2017

Name or company name	MR CH HEWITT
Contract type name	GDS Contract
Purpose of contract	General and Orthodontic
Contract start date	01/02/2011
Contract end date	

17/18 Contracted general activity (UDA)	14,632
Carry forward general activity (UDA)	0
17/18 Contracted orthodontic activity (UOA)	1,564
Carry forward orthodontic activity (UOA)	0
Baseline contract value	£462,346.22

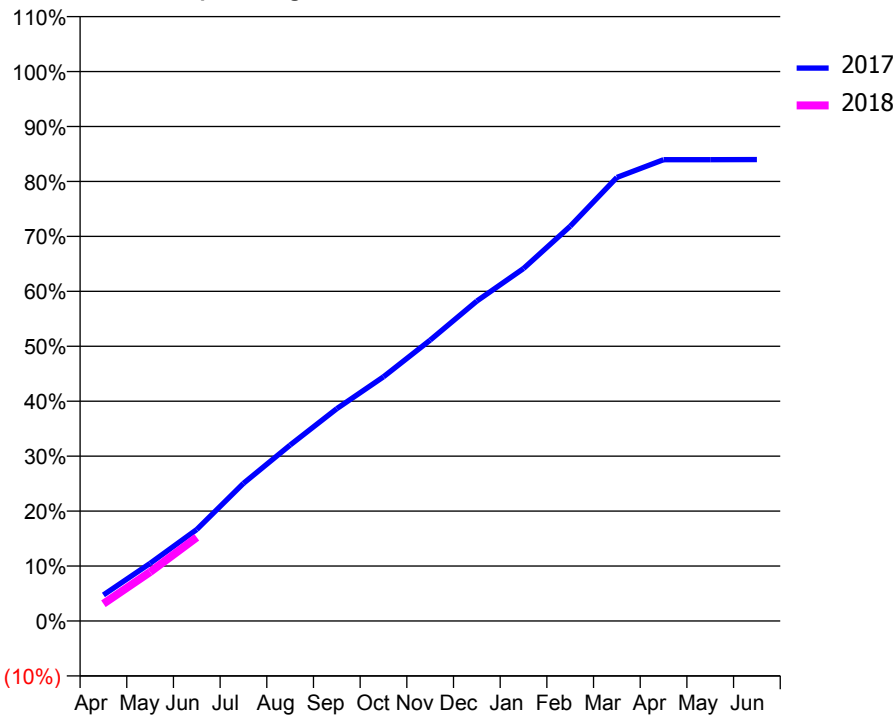
ACCESS*

Patients seen in 24 months	Total	Change since previous quarter
Quarter ending June 2016	4,347	
Quarter ending September 2016	4,348	→
Quarter ending December 2016	4,402	→
Quarter ending March 2017	4,394	→
Quarter ending June 2017	4,373	→
Variance since June 2016	0.6%	→



ACTIVITY

Cumulative percentage of contracted UDA delivered 2017 & 2018



Month	Adjusted Scheduled Activity (UDA)	
	2017	2018
April	696	459
May	1,536	1,306
June	2,439	2,229
July	3,667	
August	4,684	
September	5,654	
October	6,502	
November	7,481	
December	8,521	
January	9,386	
February	10,513	
March	11,810	
April	12,284	
May	12,285	
June	12,287	

QUALITY

	Quantity	Base Number	Contract	AT	Region	England
% of FP17s for the same patient ID Re-attending within 3 months - Children	175	1,312	13.3%	12.1%	13.0%	12.0%
% of FP17s for the same patient ID Re-attending within 3 months - Adults	64	273	23.4%	16.9%	16.6%	16.0%
% of FP17s for the same patient ID Re-attending between 3 & 9 months - Children	786	1,312	59.9%	57.7%	59.5%	58.0%
% of FP17s for the same patient ID Re-attending between 3 & 9 months - Adults	138	273	50.5%	51.0%	53.1%	50.9%
% of FP17s for Band 1 Urgent Courses	105	1,298	8.1%	10.6%	9.3%	9.1%
% of FP17s Relating to Free Repair or Replacements	0	1,298	0.0%	0.9%	1.0%	0.8%
% of FP17s Relating to Continuations	0	1,298	0.0%	1.1%	1.3%	1.1%
% of Patients satisfied with the dentistry they have received	2	2	N/A	91.0%	91.9%	91.7%
% of Patients satisfied with the time they had to wait for an appointment	1	2	N/A	87.5%	88.7%	88.0%

* This is based on patients treated on this contract for their most recent course of treatment. Figures in italics indicate the base number of FP17s or Patient Questionnaire responses are less than 100. N/A is shown where the base number of responses is less than 10 during the period. % is calculated as Quantity/Base number*100

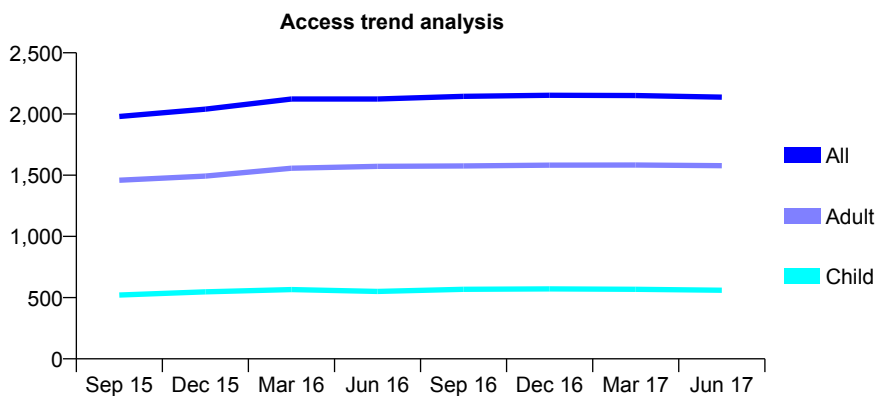
Q46 - Vital Signs At a Glance Contract Report for 919926/0001 - June 2017

Name or company name	MR DP FLATTERY
Contract type name	GDS Contract
Purpose of contract	General
Contract start date	29/04/2010
Contract end date	

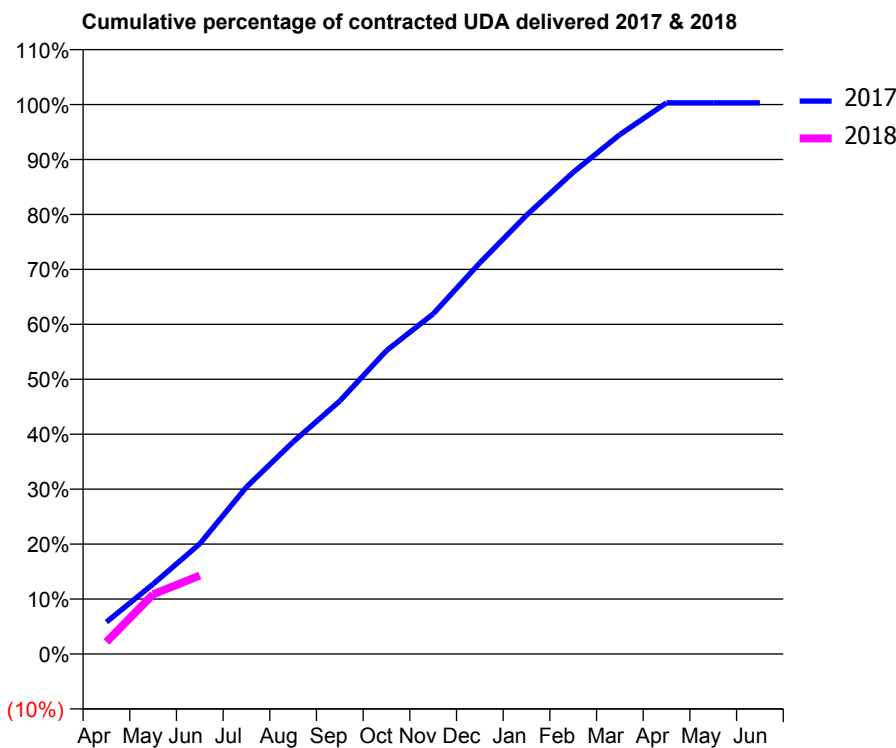
17/18 Contracted general activity (UDA)	5,922
Carry forward general activity (UDA)	0
17/18 Contracted orthodontic activity (UOA)	0
Carry forward orthodontic activity (UOA)	0
Baseline contract value	£144,776.64

ACCESS*

Patients seen in 24 months	Total	Change since previous quarter
Quarter ending June 2016	2,123	
Quarter ending September 2016	2,144	→
Quarter ending December 2016	2,153	→
Quarter ending March 2017	2,151	→
Quarter ending June 2017	2,138	→
Variance since June 2016	0.7%	→



ACTIVITY



Month	Adjusted Scheduled Activity (UDA)	
	2017	2018
April	344	130
May	753	643
June	1,188	845
July	1,799	
August	2,285	
September	2,727	
October	3,270	
November	3,665	
December	4,215	
January	4,729	
February	5,192	
March	5,598	
April	5,940	
May	5,940	
June	5,941	

QUALITY

	Quantity	Base Number	Contract	AT	Region	England
% of FP17s for the same patient ID Re-attending within 3 months - Children	12	188	6.4%	12.1%	13.0%	12.0%
% of FP17s for the same patient ID Re-attending within 3 months - Adults	83	560	14.8%	16.9%	16.6%	16.0%
% of FP17s for the same patient ID Re-attending between 3 & 9 months - Children	131	188	69.7%	57.7%	59.5%	58.0%
% of FP17s for the same patient ID Re-attending between 3 & 9 months - Adults	359	560	64.1%	51.0%	53.1%	50.9%
% of FP17s for Band 1 Urgent Courses	27	536	5.0%	10.6%	9.3%	9.1%
% of FP17s Relating to Free Repair or Replacements	5	536	0.9%	0.9%	1.0%	0.8%
% of FP17s Relating to Continuations	17	536	3.2%	1.1%	1.3%	1.1%
% of Patients satisfied with the dentistry they have received	2	3	N/A	91.0%	91.9%	91.7%
% of Patients satisfied with the time they had to wait for an appointment	3	3	N/A	87.5%	88.7%	88.0%

* This is based on patients treated on this contract for their most recent course of treatment. Figures in italics indicate the base number of FP17s or Patient Questionnaire responses are less than 100. N/A is shown where the base number of responses is less than 10 during the period. % is calculated as Quantity/Base number*100

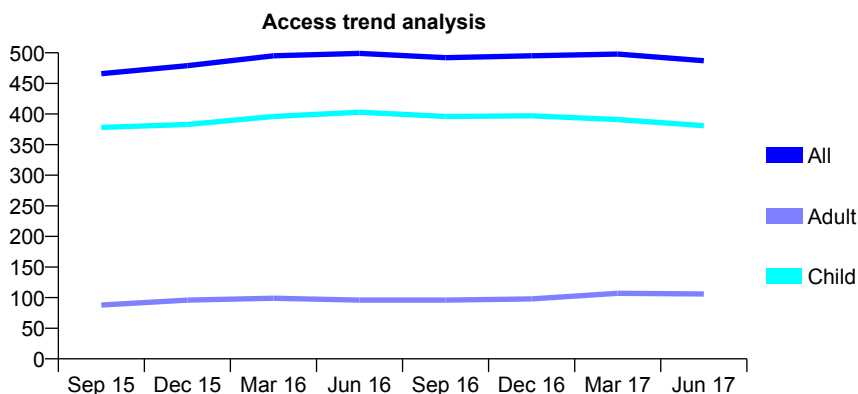
Q46 - Vital Signs At a Glance Contract Report for 919942/0001 - June 2017

Name or company name	MR N NAEEM
Contract type name	GDS Contract
Purpose of contract	General
Contract start date	01/04/2006
Contract end date	

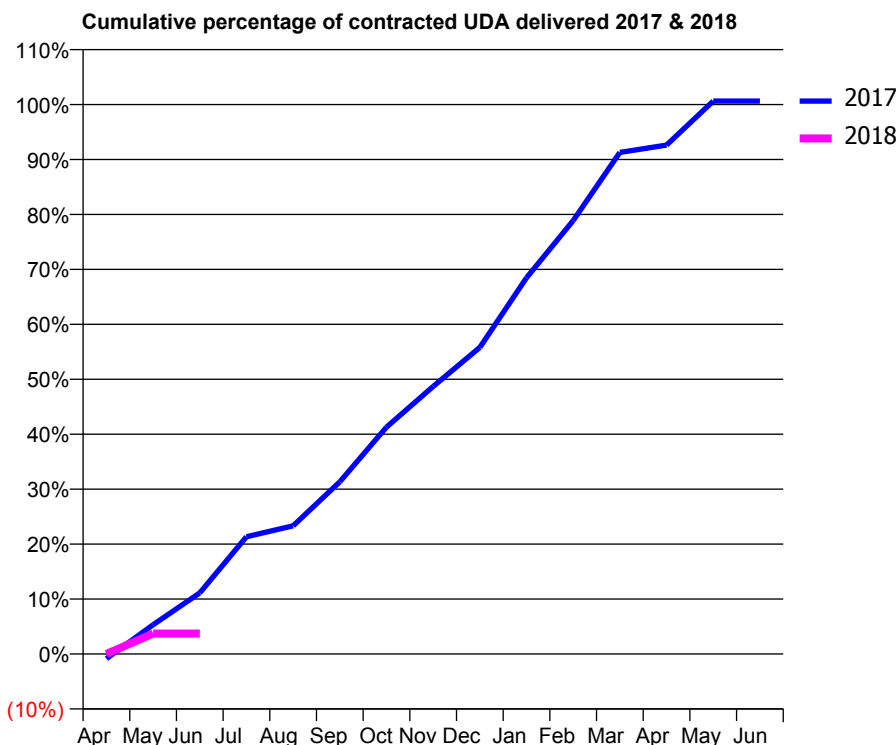
17/18 Contracted general activity (UDA)	1,500
Carry forward general activity (UDA)	0
17/18 Contracted orthodontic activity (UOA)	0
Carry forward orthodontic activity (UOA)	0
Baseline contract value	£35,367.71

ACCESS*

Patients seen in 24 months	Total	Change since previous quarter
Quarter ending June 2016	499	
Quarter ending September 2016	492	↓
Quarter ending December 2016	495	→
Quarter ending March 2017	498	→
Quarter ending June 2017	487	↓
Variance since June 2016	(2.4%)	↓



ACTIVITY



Month	Adjusted Scheduled Activity (UDA)	
	2017	2018
April	-13	0
May	80	56
June	167	56
July	320	
August	350	
September	470	
October	619	
November	730	
December	837	
January	1,027	
February	1,183	
March	1,369	
April	1,389	
May	1,509	
June	1,509	

QUALITY

	Quantity	Base Number	Contract	AT	Region	England
% of FP17s for the same patient ID Re-attending within 3 months - Children	37	150	24.7%	12.1%	13.0%	12.0%
% of FP17s for the same patient ID Re-attending within 3 months - Adults	2	18	11.1%	16.9%	16.6%	16.0%
% of FP17s for the same patient ID Re-attending between 3 & 9 months - Children	100	150	66.7%	57.7%	59.5%	58.0%
% of FP17s for the same patient ID Re-attending between 3 & 9 months - Adults	11	18	61.1%	51.0%	53.1%	50.9%
% of FP17s for Band 1 Urgent Courses	0	52	0.0%	10.6%	9.3%	9.1%
% of FP17s Relating to Free Repair or Replacements	0	52	0.0%	0.9%	1.0%	0.8%
% of FP17s Relating to Continuations	0	52	0.0%	1.1%	1.3%	1.1%
% of Patients satisfied with the dentistry they have received	1	1	N/A	91.0%	91.9%	91.7%
% of Patients satisfied with the time they had to wait for an appointment	1	1	N/A	87.5%	88.7%	88.0%

* This is based on patients treated on this contract for their most recent course of treatment. Figures in italics indicate the base number of FP17s or Patient Questionnaire responses are less than 100. N/A is shown where the base number of responses is less than 10 during the period. % is calculated as Quantity/Base number*100

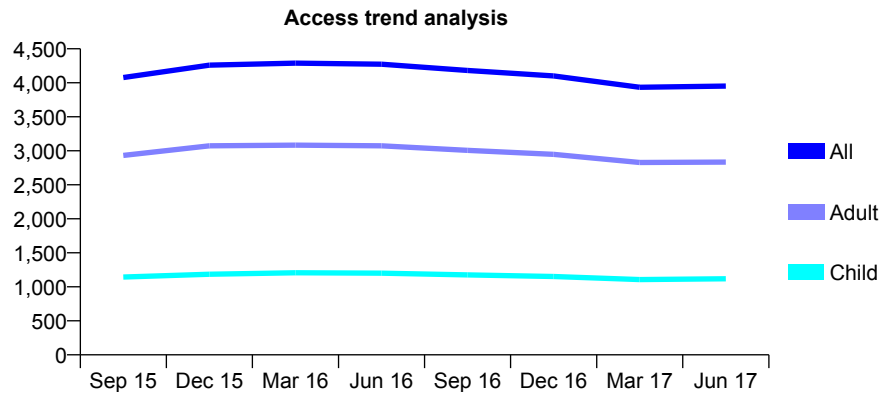
Q46 - Vital Signs At a Glance Contract Report for 920037/0001 - June 2017

Name or company name	MR C EDWARDS
Contract type name	GDS Contract
Purpose of contract	General
Contract start date	01/04/2012
Contract end date	

17/18 Contracted general activity (UDA)	12,979
Carry forward general activity (UDA)	0
17/18 Contracted orthodontic activity (UOA)	0
Carry forward orthodontic activity (UOA)	0
Baseline contract value	£388,038.60

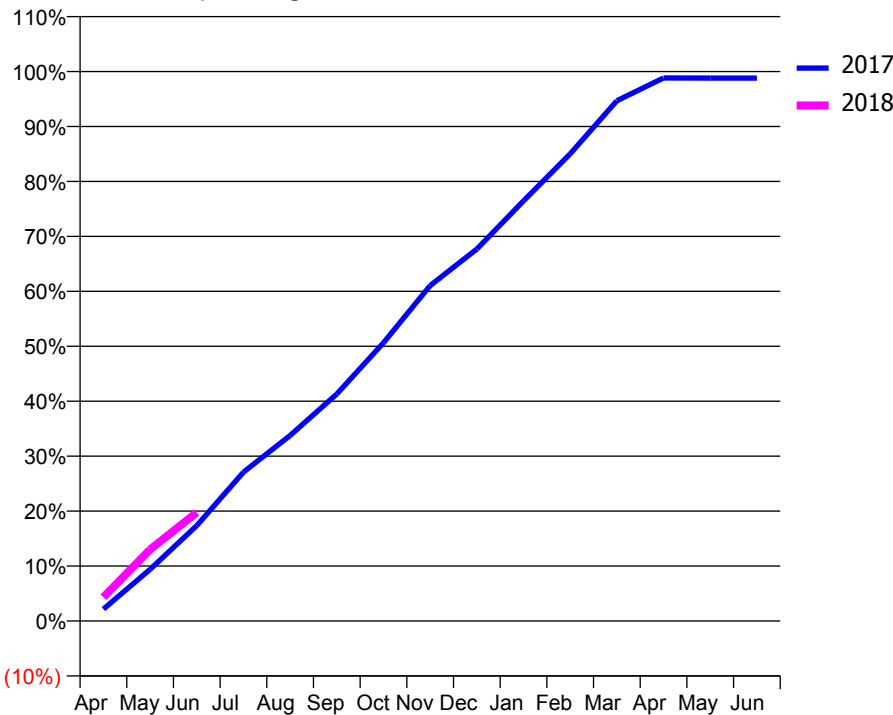
ACCESS*

Patients seen in 24 months	Total	Change since previous quarter
Quarter ending June 2016	4,274	
Quarter ending September 2016	4,182	↓
Quarter ending December 2016	4,101	↓
Quarter ending March 2017	3,935	↓
Quarter ending June 2017	3,952	→
Variance since June 2016	(7.5%)	↓



ACTIVITY

Cumulative percentage of contracted UDA delivered 2017 & 2018



Month	Adjusted Scheduled Activity (UDA)	
	2017	2018
April	265	563
May	1,149	1,688
June	2,119	2,564
July	3,309	
August	4,122	
September	5,044	
October	6,181	
November	7,452	
December	8,264	
January	9,335	
February	10,380	
March	11,559	
April	12,064	
May	12,063	
June	12,063	

QUALITY

	Quantity	Base Number	Contract	AT	Region	England
% of FP17s for the same patient ID Re-attending within 3 months - Children	38	424	9.0%	12.1%	13.0%	12.0%
% of FP17s for the same patient ID Re-attending within 3 months - Adults	174	1,031	16.9%	16.9%	16.6%	16.0%
% of FP17s for the same patient ID Re-attending between 3 & 9 months - Children	273	424	64.4%	57.7%	59.5%	58.0%
% of FP17s for the same patient ID Re-attending between 3 & 9 months - Adults	544	1,031	52.8%	51.0%	53.1%	50.9%
% of FP17s for Band 1 Urgent Courses	144	1,239	11.6%	10.6%	9.3%	9.1%
% of FP17s Relating to Free Repair or Replacements	11	1,239	0.9%	0.9%	1.0%	0.8%
% of FP17s Relating to Continuations	3	1,239	0.2%	1.1%	1.3%	1.1%
% of Patients satisfied with the dentistry they have received	6	7	N/A	91.0%	91.9%	91.7%
% of Patients satisfied with the time they had to wait for an appointment	6	7	N/A	87.5%	88.7%	88.0%

* This is based on patients treated on this contract for their most recent course of treatment. Figures in italics indicate the base number of FP17s or Patient Questionnaire responses are less than 100. N/A is shown where the base number of responses is less than 10 during the period. % is calculated as Quantity/Base number*100

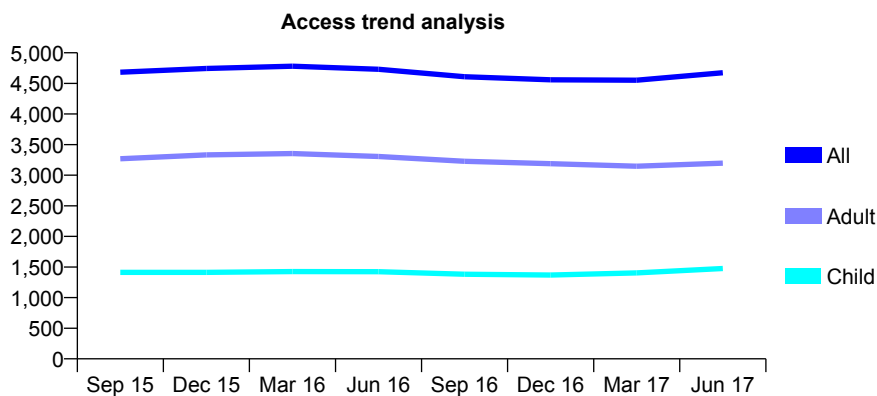
Q46 - Vital Signs At a Glance Contract Report for 920932/0001 - June 2017

Name or company name	MR AM ENTWISTLE
Contract type name	GDS Contract
Purpose of contract	General
Contract start date	01/04/2006
Contract end date	

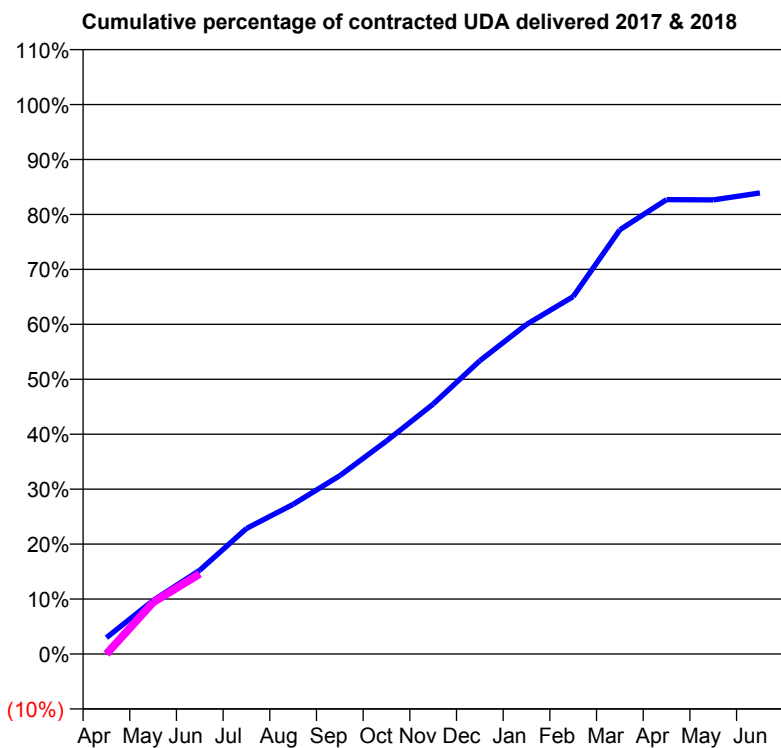
17/18 Contracted general activity (UDA)	16,128
Carry forward general activity (UDA)	0
17/18 Contracted orthodontic activity (UOA)	0
Carry forward orthodontic activity (UOA)	0
Baseline contract value	£388,427.27

ACCESS*

Patients seen in 24 months	Total	Change since previous quarter
Quarter ending June 2016	4,730	
Quarter ending September 2016	4,610	↓
Quarter ending December 2016	4,558	↓
Quarter ending March 2017	4,553	→
Quarter ending June 2017	4,675	↑
Variance since June 2016	(1.2%)	↓



ACTIVITY



Month	Adjusted Scheduled Activity (UDA)	
	2017	2018
April	480	0
May	1,571	1,516
June	2,460	2,353
July	3,686	
August	4,393	
September	5,234	
October	6,253	
November	7,338	
December	8,609	
January	9,675	
February	10,490	
March	12,450	
April	13,335	
May	13,330	
June	13,530	

QUALITY

	Quantity	Base Number	Contract	AT	Region	England
% of FP17s for the same patient ID Re-attending within 3 months - Children	23	375	6.1%	12.1%	13.0%	12.0%
% of FP17s for the same patient ID Re-attending within 3 months - Adults	65	747	8.7%	16.9%	16.6%	16.0%
% of FP17s for the same patient ID Re-attending between 3 & 9 months - Children	119	375	31.7%	57.7%	59.5%	58.0%
% of FP17s for the same patient ID Re-attending between 3 & 9 months - Adults	280	747	37.5%	51.0%	53.1%	50.9%
% of FP17s for Band 1 Urgent Courses	40	833	4.8%	10.6%	9.3%	9.1%
% of FP17s Relating to Free Repair or Replacements	5	833	0.6%	0.9%	1.0%	0.8%
% of FP17s Relating to Continuations	5	833	0.6%	1.1%	1.3%	1.1%
% of Patients satisfied with the dentistry they have received	5	5	N/A	91.0%	91.9%	91.7%
% of Patients satisfied with the time they had to wait for an appointment	3	5	N/A	87.5%	88.7%	88.0%

* This is based on patients treated on this contract for their most recent course of treatment. Figures in italics indicate the base number of FP17s or Patient Questionnaire responses are less than 100. N/A is shown where the base number of responses is less than 10 during the period. % is calculated as Quantity/Base number*100

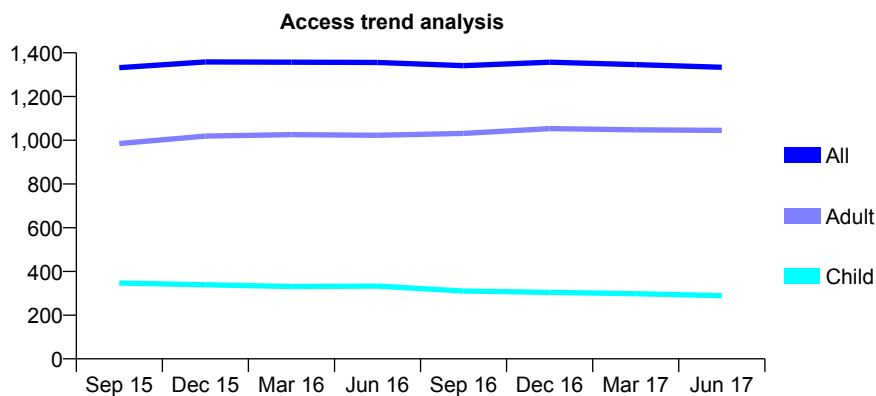
Q46 - Vital Signs At a Glance Contract Report for 921203/0001 - June 2017

Name or company name	MRS KV DISS
Contract type name	GDS Contract
Purpose of contract	General
Contract start date	01/04/2006
Contract end date	

17/18 Contracted general activity (UDA)	3,718
Carry forward general activity (UDA)	0
17/18 Contracted orthodontic activity (UOA)	0
Carry forward orthodontic activity (UOA)	0
Baseline contract value	£90,894.89

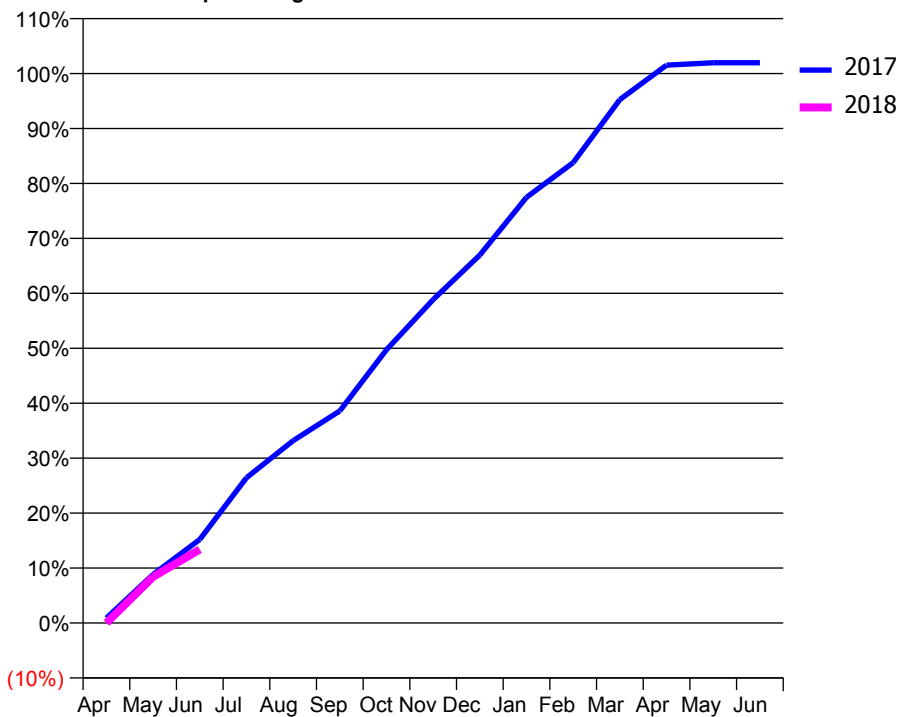
ACCESS*

Patients seen in 24 months	Total	Change since previous quarter
Quarter ending June 2016	1,356	
Quarter ending September 2016	1,341	↓
Quarter ending December 2016	1,357	→
Quarter ending March 2017	1,346	→
Quarter ending June 2017	1,334	→
Variance since June 2016	(1.6%)	↓



ACTIVITY

Cumulative percentage of contracted UDA delivered 2017 & 2018



Month	Adjusted Scheduled Activity (UDA)	
	2017	2018
April	33	0
May	329	312
June	565	498
July	983	
August	1,233	
September	1,435	
October	1,849	
November	2,188	
December	2,490	
January	2,881	
February	3,115	
March	3,541	
April	3,775	
May	3,791	
June	3,791	

QUALITY

	Quantity	Base Number	Contract	AT	Region	England
% of FP17s for the same patient ID Re-attending within 3 months - Children	5	87	5.7%	12.1%	13.0%	12.0%
% of FP17s for the same patient ID Re-attending within 3 months - Adults	77	381	20.2%	16.9%	16.6%	16.0%
% of FP17s for the same patient ID Re-attending between 3 & 9 months - Children	69	87	79.3%	57.7%	59.5%	58.0%
% of FP17s for the same patient ID Re-attending between 3 & 9 months - Adults	243	381	63.8%	51.0%	53.1%	50.9%
% of FP17s for Band 1 Urgent Courses	27	331	8.2%	10.6%	9.3%	9.1%
% of FP17s Relating to Free Repair or Replacements	14	331	4.2%	0.9%	1.0%	0.8%
% of FP17s Relating to Continuations	2	331	0.6%	1.1%	1.3%	1.1%
% of Patients satisfied with the dentistry they have received	8	8	N/A	91.0%	91.9%	91.7%
% of Patients satisfied with the time they had to wait for an appointment	8	8	N/A	87.5%	88.7%	88.0%

* This is based on patients treated on this contract for their most recent course of treatment. Figures in italics indicate the base number of FP17s or Patient Questionnaire responses are less than 100. N/A is shown where the base number of responses is less than 10 during the period. % is calculated as Quantity/Base number*100

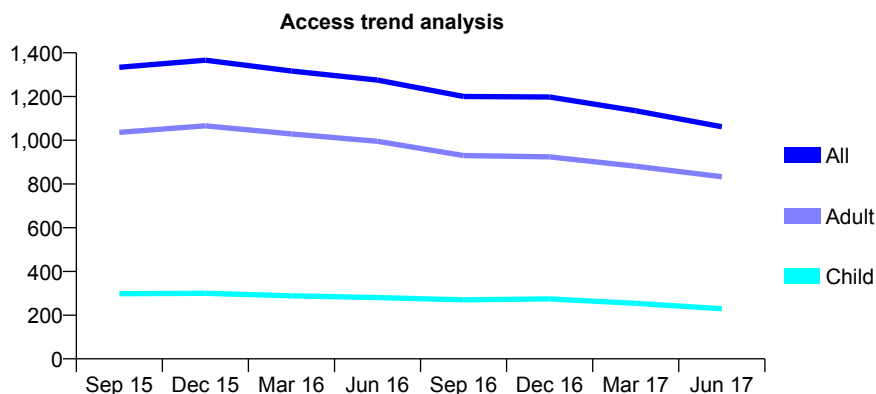
Q46 - Vital Signs At a Glance Contract Report for 927066/0001 - June 2017

Name or company name	MR K SEDEHIZADEH
Contract type name	GDS Contract
Purpose of contract	General
Contract start date	01/04/2006
Contract end date	

17/18 Contracted general activity (UDA)	4,078
Carry forward general activity (UDA)	0
17/18 Contracted orthodontic activity (UOA)	0
Carry forward orthodontic activity (UOA)	0
Baseline contract value	£127,891.77

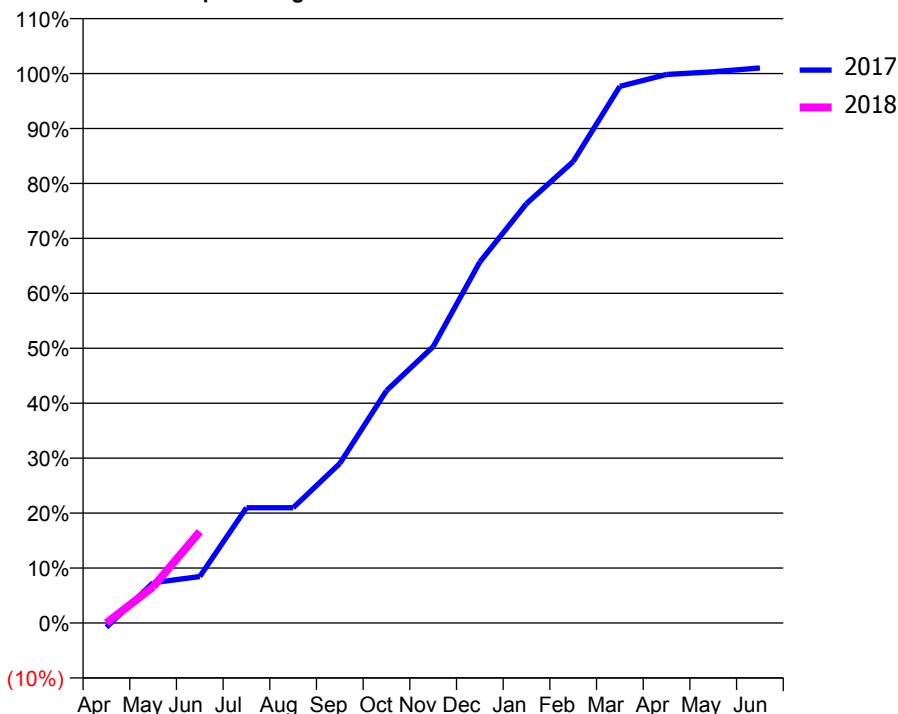
ACCESS*

Patients seen in 24 months	Total	Change since previous quarter
Quarter ending June 2016	1,275	
Quarter ending September 2016	1,200	↓
Quarter ending December 2016	1,198	→
Quarter ending March 2017	1,135	↓
Quarter ending June 2017	1,062	↓
Variance since June 2016	(16.7%)	↓



ACTIVITY

Cumulative percentage of contracted UDA delivered 2017 & 2018



Month	Adjusted Scheduled Activity (UDA)	
	2017	2018
April	-32	0
May	299	269
June	345	679
July	856	
August	856	
September	1,184	
October	1,724	
November	2,051	
December	2,680	
January	3,113	
February	3,425	
March	3,983	
April	4,071	
May	4,091	
June	4,120	

QUALITY

	Quantity	Base Number	Contract	AT	Region	England
% of FP17s for the same patient ID Re-attending within 3 months - Children	3	73	4.1%	12.1%	13.0%	12.0%
% of FP17s for the same patient ID Re-attending within 3 months - Adults	32	203	15.8%	16.9%	16.6%	16.0%
% of FP17s for the same patient ID Re-attending between 3 & 9 months - Children	44	73	60.3%	57.7%	59.5%	58.0%
% of FP17s for the same patient ID Re-attending between 3 & 9 months - Adults	65	203	32.0%	51.0%	53.1%	50.9%
% of FP17s for Band 1 Urgent Courses	29	235	12.3%	10.6%	9.3%	9.1%
% of FP17s Relating to Free Repair or Replacements	2	235	0.9%	0.9%	1.0%	0.8%
% of FP17s Relating to Continuations	3	235	1.3%	1.1%	1.3%	1.1%
% of Patients satisfied with the dentistry they have received	3	3	N/A	91.0%	91.9%	91.7%
% of Patients satisfied with the time they had to wait for an appointment	3	3	N/A	87.5%	88.7%	88.0%

* This is based on patients treated on this contract for their most recent course of treatment. Figures in italics indicate the base number of FP17s or Patient Questionnaire responses are less than 100. N/A is shown where the base number of responses is less than 10 during the period. % is calculated as Quantity/Base number*100

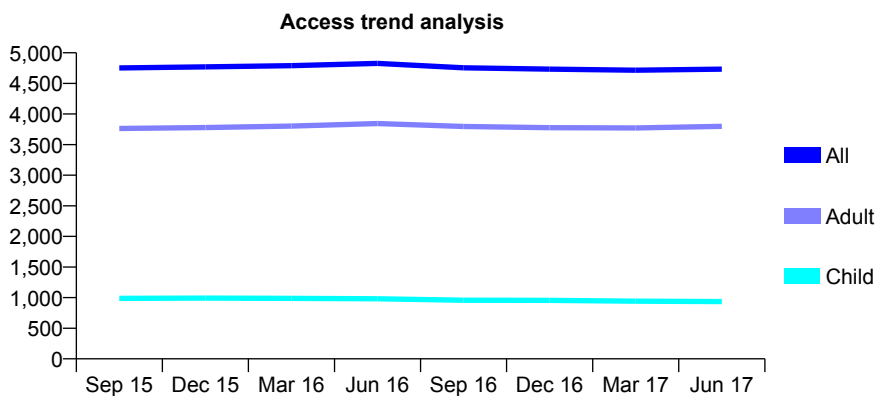
Q46 - Vital Signs At a Glance Contract Report for 931594/0001 - June 2017

Name or company name	MISS SL WATSON
Contract type name	GDS Contract
Purpose of contract	General
Contract start date	01/04/2006
Contract end date	

17/18 Contracted general activity (UDA)	14,492
Carry forward general activity (UDA)	0
17/18 Contracted orthodontic activity (UOA)	0
Carry forward orthodontic activity (UOA)	0
Baseline contract value	£339,071.43

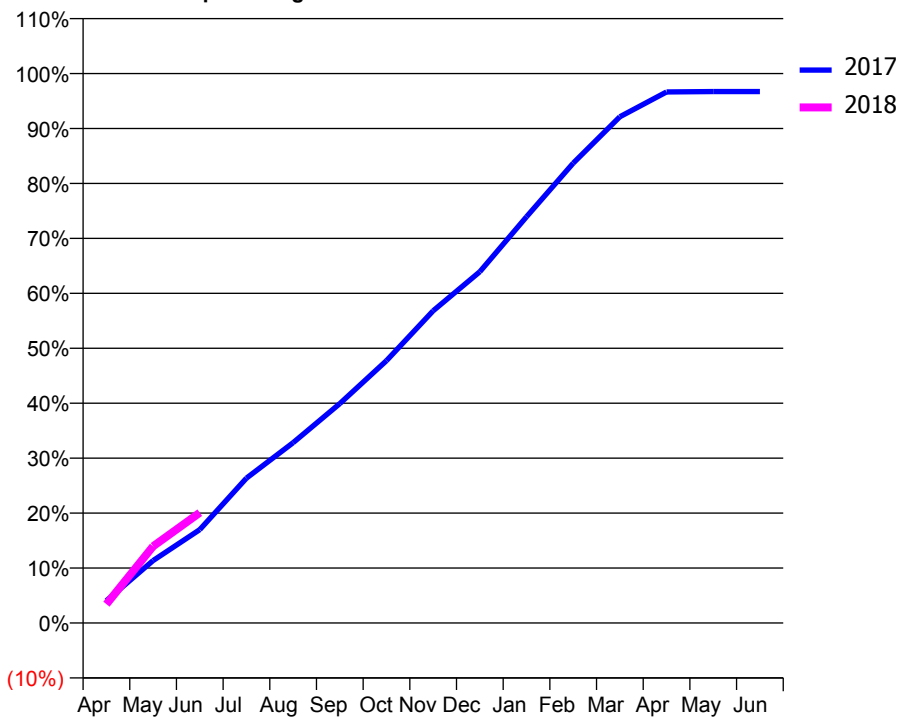
ACCESS*

Patients seen in 24 months	Total	Change since previous quarter
Quarter ending June 2016	4,826	
Quarter ending September 2016	4,755	↓
Quarter ending December 2016	4,733	→
Quarter ending March 2017	4,715	→
Quarter ending June 2017	4,734	→
Variance since June 2016	(1.9%)	↓



ACTIVITY

Cumulative percentage of contracted UDA delivered 2017 & 2018



Month	Adjusted Scheduled Activity (UDA)	
	2017	2018
April	588	496
May	1,647	2,023
June	2,464	2,910
July	3,821	
August	4,755	
September	5,785	
October	6,920	
November	8,233	
December	9,265	
January	10,714	
February	12,127	
March	13,351	
April	14,005	
May	14,018	
June	14,018	

QUALITY

	Quantity	Base Number	Contract	AT	Region	England
% of FP17s for the same patient ID Re-attending within 3 months - Children	29	310	9.4%	12.1%	13.0%	12.0%
% of FP17s for the same patient ID Re-attending within 3 months - Adults	225	1,295	17.4%	16.9%	16.6%	16.0%
% of FP17s for the same patient ID Re-attending between 3 & 9 months - Children	153	310	49.4%	57.7%	59.5%	58.0%
% of FP17s for the same patient ID Re-attending between 3 & 9 months - Adults	587	1,295	45.3%	51.0%	53.1%	50.9%
% of FP17s for Band 1 Urgent Courses	143	1,318	10.8%	10.6%	9.3%	9.1%
% of FP17s Relating to Free Repair or Replacements	18	1,318	1.4%	0.9%	1.0%	0.8%
% of FP17s Relating to Continuations	19	1,318	1.4%	1.1%	1.3%	1.1%
% of Patients satisfied with the dentistry they have received	8	8	N/A	91.0%	91.9%	91.7%
% of Patients satisfied with the time they had to wait for an appointment	7	8	N/A	87.5%	88.7%	88.0%

* This is based on patients treated on this contract for their most recent course of treatment. Figures in italics indicate the base number of FP17s or Patient Questionnaire responses are less than 100. N/A is shown where the base number of responses is less than 10 during the period. % is calculated as Quantity/Base number*100

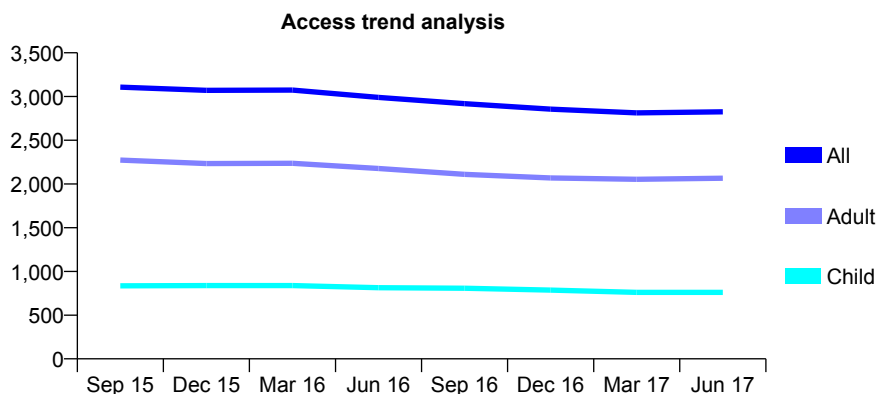
Q46 - Vital Signs At a Glance Contract Report for 932841/0001 - June 2017

Name or company name	MR HR HABIBI
Contract type name	GDS Contract
Purpose of contract	General
Contract start date	01/04/2006
Contract end date	

17/18 Contracted general activity (UDA)	9,416
Carry forward general activity (UDA)	0
17/18 Contracted orthodontic activity (UOA)	0
Carry forward orthodontic activity (UOA)	0
Baseline contract value	£303,419.51

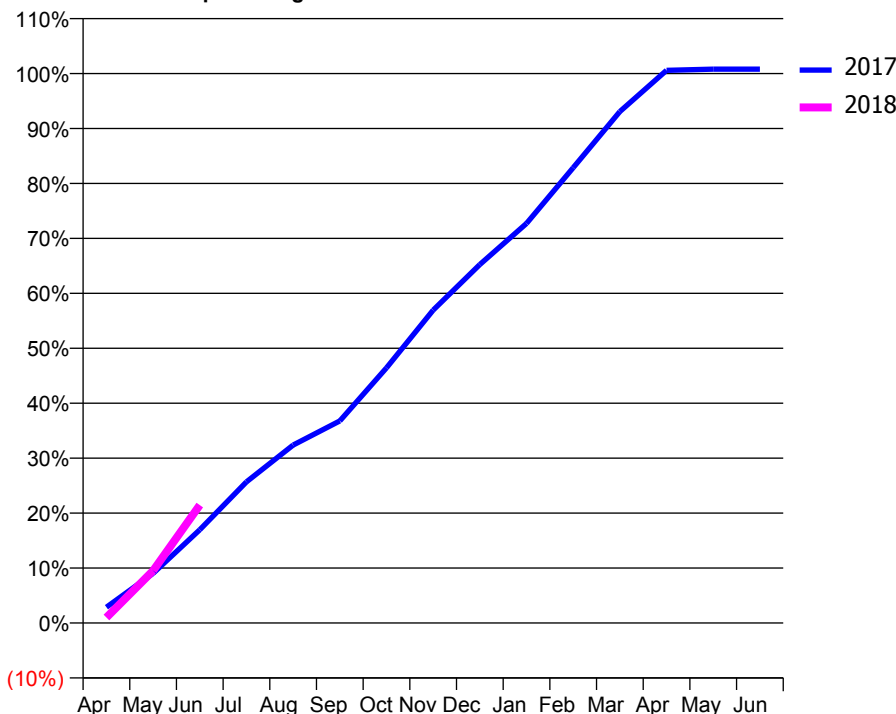
ACCESS*

Patients seen in 24 months	Total	Change since previous quarter
Quarter ending June 2016	2,990	
Quarter ending September 2016	2,918	↓
Quarter ending December 2016	2,855	↓
Quarter ending March 2017	2,813	↓
Quarter ending June 2017	2,825	→
Variance since June 2016	(5.5%)	↓



ACTIVITY

Cumulative percentage of contracted UDA delivered 2017 & 2018



Adjusted Scheduled Activity (UDA)

Month	2017	2018
April	272	94
May	850	898
June	1,599	2,021
July	2,418	
August	3,049	
September	3,464	
October	4,372	
November	5,361	
December	6,143	
January	6,847	
February	7,802	
March	8,765	
April	9,471	
May	9,492	
June	9,492	

QUALITY

	Quantity	Base Number	Contract	AT	Region	England
% of FP17s for the same patient ID Re-attending within 3 months - Children	22	230	9.6%	12.1%	13.0%	12.0%
% of FP17s for the same patient ID Re-attending within 3 months - Adults	199	805	24.7%	16.9%	16.6%	16.0%
% of FP17s for the same patient ID Re-attending between 3 & 9 months - Children	113	230	49.1%	57.7%	59.5%	58.0%
% of FP17s for the same patient ID Re-attending between 3 & 9 months - Adults	355	805	44.1%	51.0%	53.1%	50.9%
% of FP17s for Band 1 Urgent Courses	102	762	13.4%	10.6%	9.3%	9.1%
% of FP17s Relating to Free Repair or Replacements	14	762	1.8%	0.9%	1.0%	0.8%
% of FP17s Relating to Continuations	28	762	3.7%	1.1%	1.3%	1.1%
% of Patients satisfied with the dentistry they have received	5	5	N/A	91.0%	91.9%	91.7%
% of Patients satisfied with the time they had to wait for an appointment	5	5	N/A	87.5%	88.7%	88.0%

* This is based on patients treated on this contract for their most recent course of treatment. Figures in italics indicate the base number of FP17s or Patient Questionnaire responses are less than 100. N/A is shown where the base number of responses is less than 10 during the period. % is calculated as Quantity/Base number*100

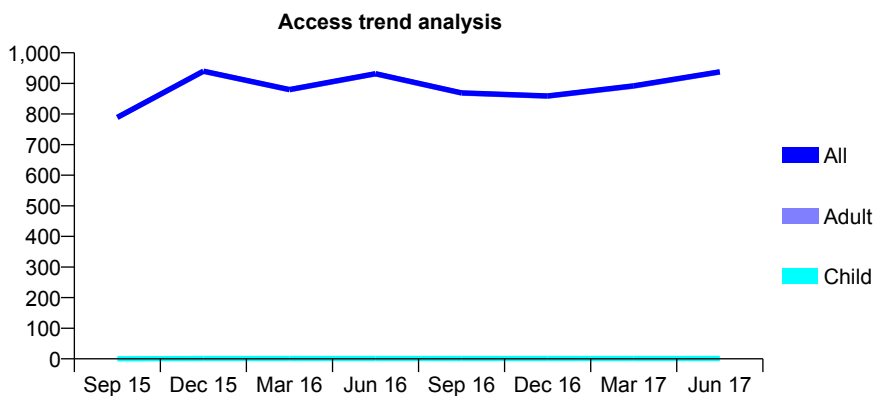
Q46 - Vital Signs At a Glance Contract Report for 935581/0001 - June 2017

Name or company name	MR MH AL-SHARKAWI
Contract type name	GDS Contract
Purpose of contract	General
Contract start date	01/04/2006
Contract end date	

17/18 Contracted general activity (UDA)	2,987
Carry forward general activity (UDA)	0
17/18 Contracted orthodontic activity (UOA)	0
Carry forward orthodontic activity (UOA)	0
Baseline contract value	£98,254.93

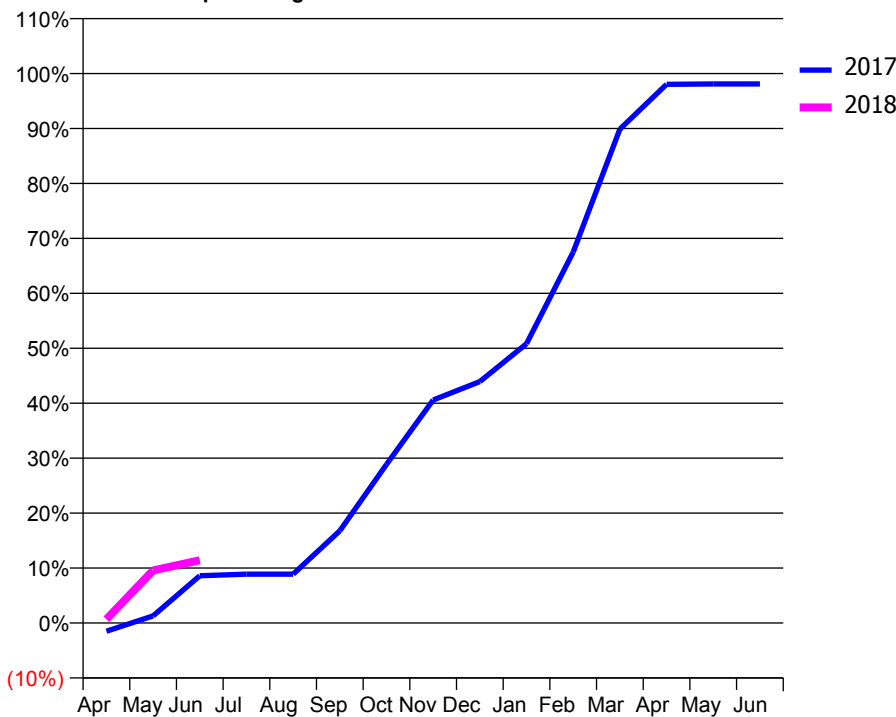
ACCESS*

Patients seen in 24 months	Total	Change since previous quarter
Quarter ending June 2016	932	
Quarter ending September 2016	869	↓
Quarter ending December 2016	859	↓
Quarter ending March 2017	892	↑
Quarter ending June 2017	938	↑
Variance since June 2016	0.6%	→



ACTIVITY

Cumulative percentage of contracted UDA delivered 2017 & 2018



Month	Adjusted Scheduled Activity (UDA)	
	2017	2018
April	-45	20
May	39	286
June	257	341
July	266	
August	266	
September	501	
October	862	
November	1,213	
December	1,312	
January	1,518	
February	2,016	
March	2,684	
April	2,928	
May	2,930	
June	2,930	

QUALITY

	Quantity	Base Number	Contract	AT	Region	England
% of FP17s for the same patient ID Re-attending within 3 months - Children	0	0	N/A	12.1%	13.0%	12.0%
% of FP17s for the same patient ID Re-attending within 3 months - Adults	12	144	8.3%	16.9%	16.6%	16.0%
% of FP17s for the same patient ID Re-attending between 3 & 9 months - Children	0	0	N/A	57.7%	59.5%	58.0%
% of FP17s for the same patient ID Re-attending between 3 & 9 months - Adults	9	144	6.3%	51.0%	53.1%	50.9%
% of FP17s for Band 1 Urgent Courses	16	100	16.0%	10.6%	9.3%	9.1%
% of FP17s Relating to Free Repair or Replacements	0	100	0.0%	0.9%	1.0%	0.8%
% of FP17s Relating to Continuations	0	100	0.0%	1.1%	1.3%	1.1%
% of Patients satisfied with the dentistry they have received	3	3	N/A	91.0%	91.9%	91.7%
% of Patients satisfied with the time they had to wait for an appointment	3	3	N/A	87.5%	88.7%	88.0%

* This is based on patients treated on this contract for their most recent course of treatment. Figures in italics indicate the base number of FP17s or Patient Questionnaire responses are less than 100. N/A is shown where the base number of responses is less than 10 during the period. % is calculated as Quantity/Base number*100

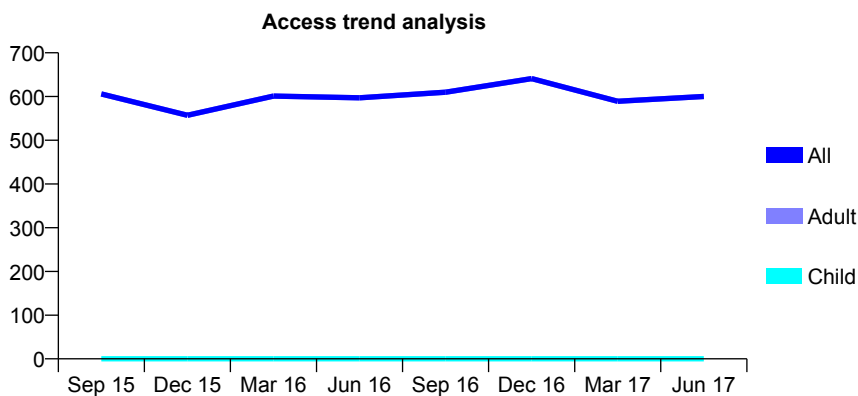
Q46 - Vital Signs At a Glance Contract Report for 935581/0004 - June 2017

Name or company name	MR MH AL-SHARKAWI
Contract type name	GDS Contract
Purpose of contract	General
Contract start date	01/05/2010
Contract end date	

17/18 Contracted general activity (UDA)	2,000
Carry forward general activity (UDA)	0
17/18 Contracted orthodontic activity (UOA)	0
Carry forward orthodontic activity (UOA)	0
Baseline contract value	£53,813.46

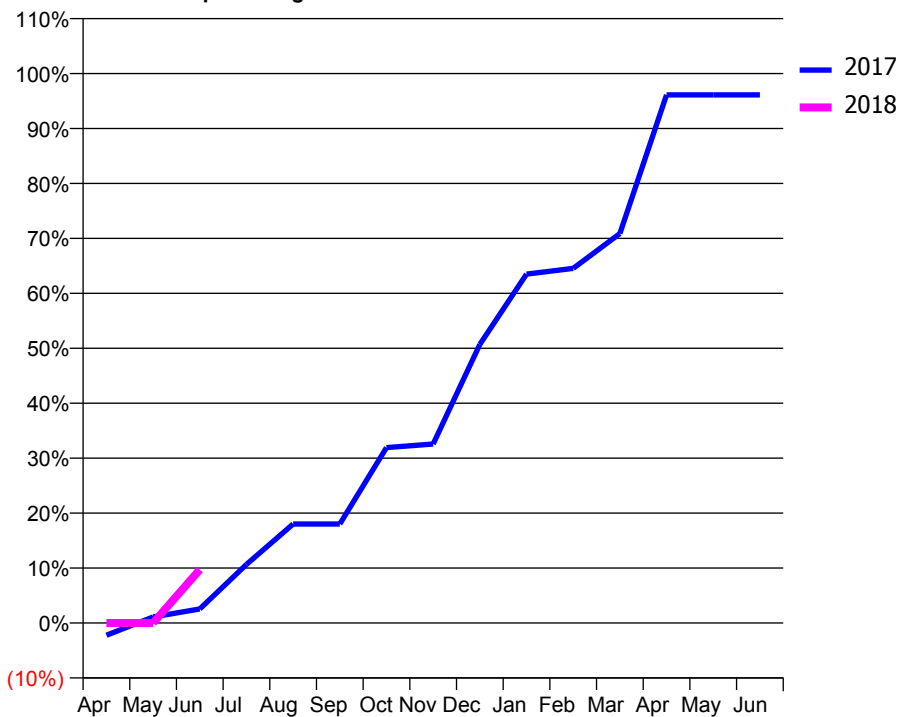
ACCESS*

Patients seen in 24 months	Total	Change since previous quarter
Quarter ending June 2016	597	
Quarter ending September 2016	610	↑
Quarter ending December 2016	641	↑
Quarter ending March 2017	589	↓
Quarter ending June 2017	600	→
Variance since June 2016	0.5%	→



ACTIVITY

Cumulative percentage of contracted UDA delivered 2017 & 2018



Month	Adjusted Scheduled Activity (UDA)	
	2017	2018
April	-45	0
May	22	0
June	51	194
July	213	
August	360	
September	360	
October	639	
November	652	
December	1,014	
January	1,270	
February	1,291	
March	1,417	
April	1,922	
May	1,922	
June	1,922	

QUALITY

	Quantity	Base Number	Contract	AT	Region	England
% of FP17s for the same patient ID Re-attending within 3 months - Children	0	0	N/A	12.1%	13.0%	12.0%
% of FP17s for the same patient ID Re-attending within 3 months - Adults	1	117	0.9%	16.9%	16.6%	16.0%
% of FP17s for the same patient ID Re-attending between 3 & 9 months - Children	0	0	N/A	57.7%	59.5%	58.0%
% of FP17s for the same patient ID Re-attending between 3 & 9 months - Adults	2	117	1.7%	51.0%	53.1%	50.9%
% of FP17s for Band 1 Urgent Courses	6	48	12.5%	10.6%	9.3%	9.1%
% of FP17s Relating to Free Repair or Replacements	0	48	0.0%	0.9%	1.0%	0.8%
% of FP17s Relating to Continuations	0	48	0.0%	1.1%	1.3%	1.1%
% of Patients satisfied with the dentistry they have received	1	1	N/A	91.0%	91.9%	91.7%
% of Patients satisfied with the time they had to wait for an appointment	1	1	N/A	87.5%	88.7%	88.0%

* This is based on patients treated on this contract for their most recent course of treatment. Figures in italics indicate the base number of FP17s or Patient Questionnaire responses are less than 100. N/A is shown where the base number of responses is less than 10 during the period. % is calculated as Quantity/Base number*100

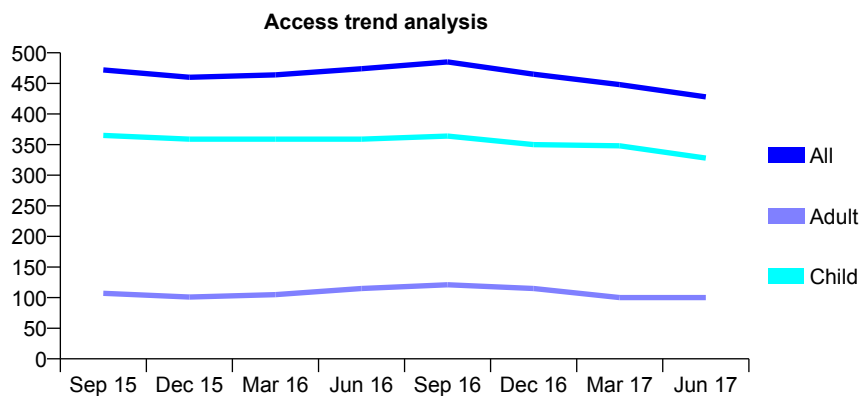
Q46 - Vital Signs At a Glance Contract Report for 951366/0001 - June 2017

Name or company name	MR T IDREES
Contract type name	GDS Contract
Purpose of contract	General
Contract start date	01/10/2009
Contract end date	

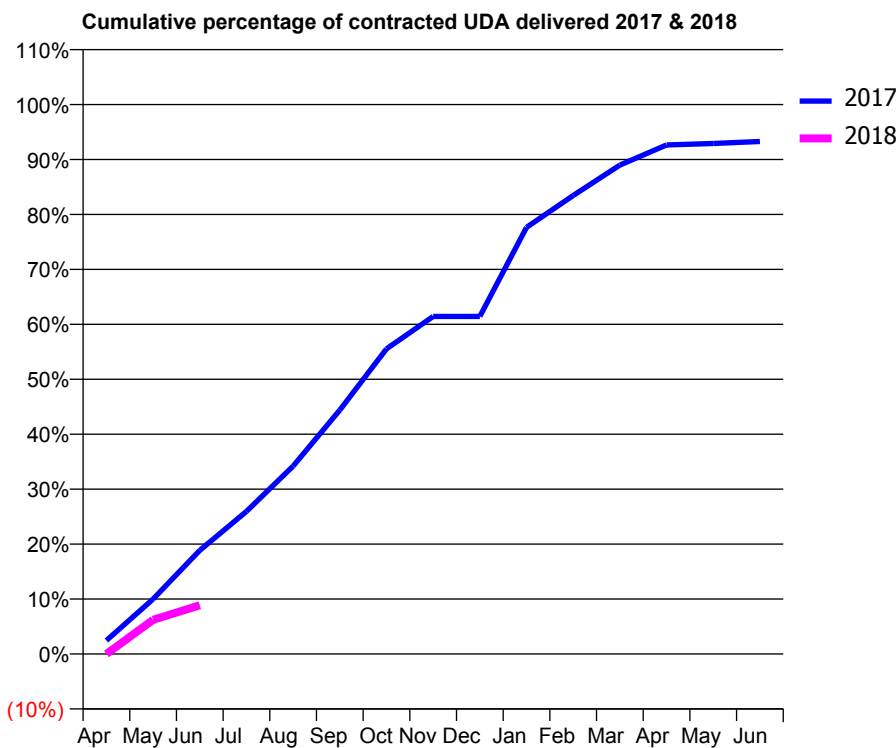
17/18 Contracted general activity (UDA)	1,140
Carry forward general activity (UDA)	0
17/18 Contracted orthodontic activity (UOA)	0
Carry forward orthodontic activity (UOA)	0
Baseline contract value	£28,120.70

ACCESS*

Patients seen in 24 months	Total	Change since previous quarter
Quarter ending June 2016	474	
Quarter ending September 2016	485	↑
Quarter ending December 2016	465	↓
Quarter ending March 2017	448	↓
Quarter ending June 2017	428	↓
Variance since June 2016	(9.7%)	↓



ACTIVITY



Month	Adjusted Scheduled Activity (UDA)	
	2017	2018
April	28	0
May	114	71
June	215	101
July	296	
August	390	
September	506	
October	633	
November	700	
December	700	
January	885	
February	951	
March	1,014	
April	1,056	
May	1,059	
June	1,063	

QUALITY

	Quantity	Base Number	Contract	AT	Region	England
% of FP17s for the same patient ID Re-attending within 3 months - Children	1	73	1.4%	12.1%	13.0%	12.0%
% of FP17s for the same patient ID Re-attending within 3 months - Adults	0	10	0.0%	16.9%	16.6%	16.0%
% of FP17s for the same patient ID Re-attending between 3 & 9 months - Children	57	73	78.1%	57.7%	59.5%	58.0%
% of FP17s for the same patient ID Re-attending between 3 & 9 months - Adults	10	10	100.0%	51.0%	53.1%	50.9%
% of FP17s for Band 1 Urgent Courses	0	54	0.0%	10.6%	9.3%	9.1%
% of FP17s Relating to Free Repair or Replacements	0	54	0.0%	0.9%	1.0%	0.8%
% of FP17s Relating to Continuations	0	54	0.0%	1.1%	1.3%	1.1%
% of Patients satisfied with the dentistry they have received	0	0	N/A	91.0%	91.9%	91.7%
% of Patients satisfied with the time they had to wait for an appointment	0	0	N/A	87.5%	88.7%	88.0%

* This is based on patients treated on this contract for their most recent course of treatment. Figures in italics indicate the base number of FP17s or Patient Questionnaire responses are less than 100. N/A is shown where the base number of responses is less than 10 during the period. % is calculated as Quantity/Base number*100

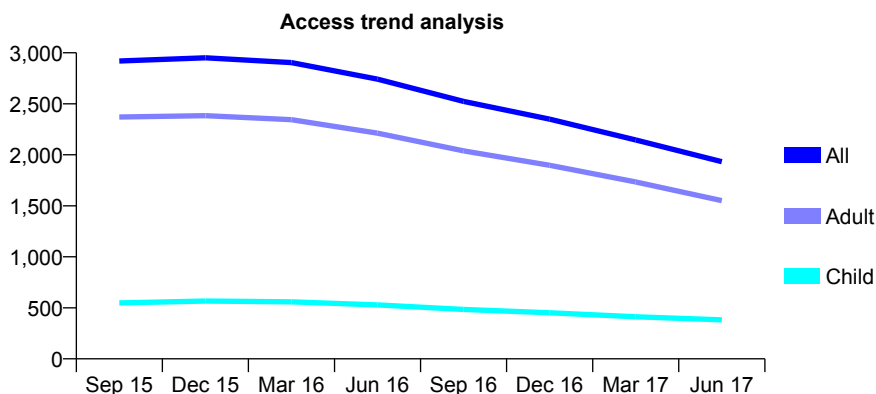
Q46 - Vital Signs At a Glance Contract Report for 951404/0001 - June 2017

Name or company name	MR L KNIGHT
Contract type name	GDS Contract
Purpose of contract	General
Contract start date	01/04/2006
Contract end date	

17/18 Contracted general activity (UDA)	7,792
Carry forward general activity (UDA)	0
17/18 Contracted orthodontic activity (UOA)	0
Carry forward orthodontic activity (UOA)	0
Baseline contract value	£188,602.27

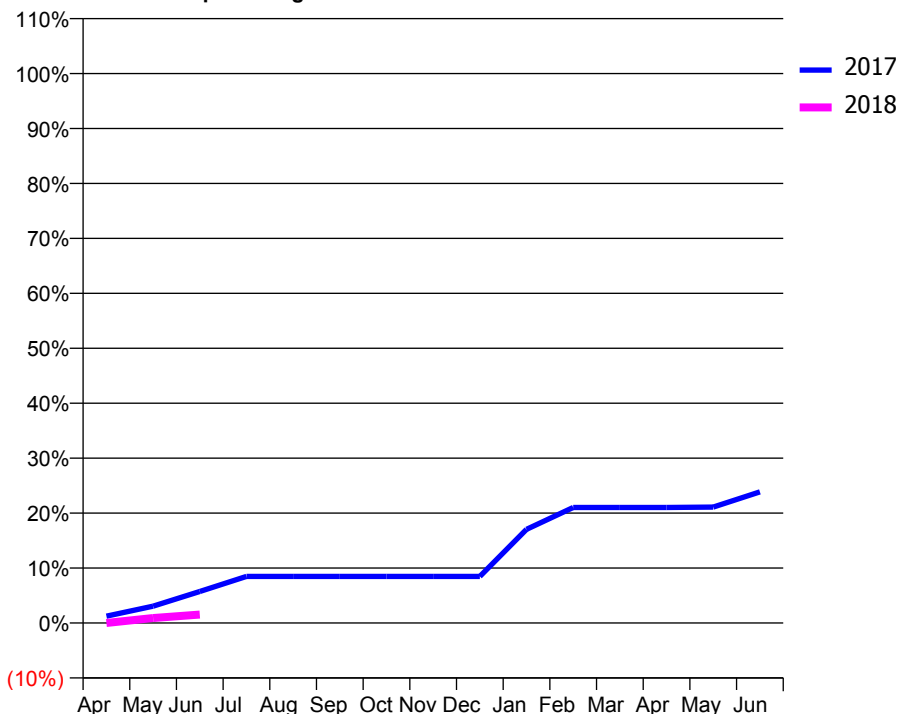
ACCESS*

Patients seen in 24 months	Total	Change since previous quarter
Quarter ending June 2016	2,742	
Quarter ending September 2016	2,523	↓
Quarter ending December 2016	2,350	↓
Quarter ending March 2017	2,146	↓
Quarter ending June 2017	1,933	↓
Variance since June 2016	(29.5%)	↓



ACTIVITY

Cumulative percentage of contracted UDA delivered 2017 & 2018



Adjusted Scheduled Activity (UDA)

Month	2017	2018
April	97	0
May	238	71
June	446	121
July	661	
August	661	
September	661	
October	661	
November	661	
December	661	
January	1,329	
February	1,639	
March	1,639	
April	1,639	
May	1,644	
June	1,860	

QUALITY

	Quantity	Base Number	Contract	AT	Region	England
% of FP17s for the same patient ID Re-attending within 3 months - Children	3	39	7.7%	12.1%	13.0%	12.0%
% of FP17s for the same patient ID Re-attending within 3 months - Adults	7	117	6.0%	16.9%	16.6%	16.0%
% of FP17s for the same patient ID Re-attending between 3 & 9 months - Children	11	39	28.2%	57.7%	59.5%	58.0%
% of FP17s for the same patient ID Re-attending between 3 & 9 months - Adults	39	117	33.3%	51.0%	53.1%	50.9%
% of FP17s for Band 1 Urgent Courses	8	77	10.4%	10.6%	9.3%	9.1%
% of FP17s Relating to Free Repair or Replacements	0	77	0.0%	0.9%	1.0%	0.8%
% of FP17s Relating to Continuations	0	77	0.0%	1.1%	1.3%	1.1%
% of Patients satisfied with the dentistry they have received	0	0	N/A	91.0%	91.9%	91.7%
% of Patients satisfied with the time they had to wait for an appointment	0	0	N/A	87.5%	88.7%	88.0%

* This is based on patients treated on this contract for their most recent course of treatment. Figures in italics indicate the base number of FP17s or Patient Questionnaire responses are less than 100. N/A is shown where the base number of responses is less than 10 during the period. % is calculated as Quantity/Base number*100

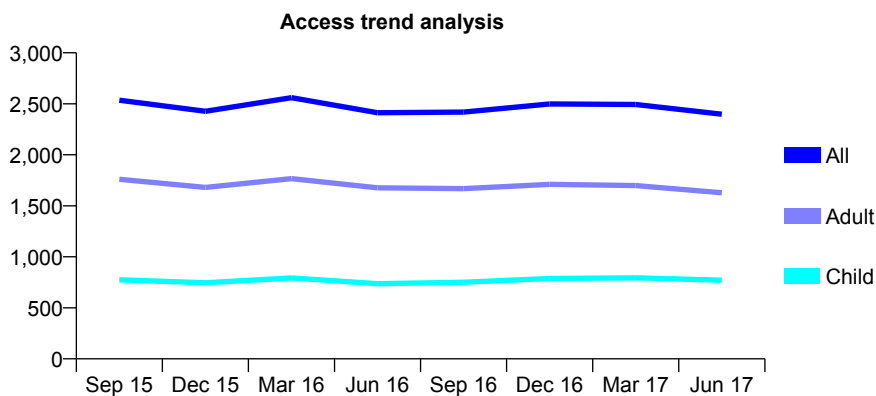
Q46 - Vital Signs At a Glance Contract Report for 959588/0001 - June 2017

Name or company name	MR A KHAN
Contract type name	GDS Contract
Purpose of contract	General
Contract start date	01/04/2006
Contract end date	

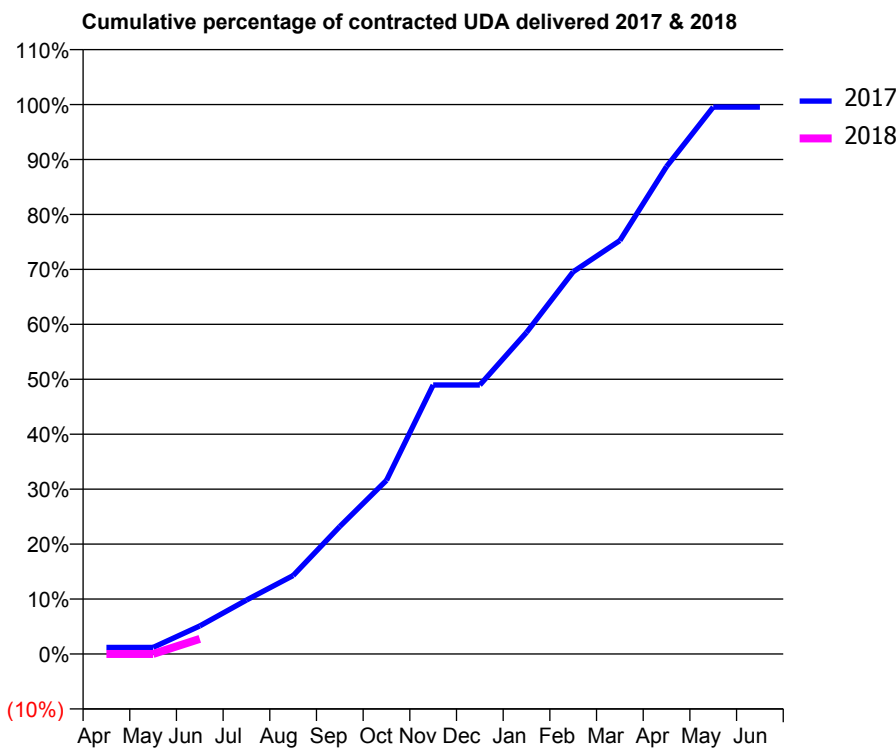
17/18 Contracted general activity (UDA)	7,081
Carry forward general activity (UDA)	0
17/18 Contracted orthodontic activity (UOA)	0
Carry forward orthodontic activity (UOA)	0
Baseline contract value	£208,937.33

ACCESS*

Patients seen in 24 months	Total	Change since previous quarter
Quarter ending June 2016	2,413	
Quarter ending September 2016	2,419	→
Quarter ending December 2016	2,499	↑
Quarter ending March 2017	2,493	→
Quarter ending June 2017	2,398	↓
Variance since June 2016	(0.6%)	→



ACTIVITY



Month	Adjusted Scheduled Activity (UDA)	
	2017	2018
April	85	0
May	85	0
June	361	195
July	694	
August	1,010	
September	1,644	
October	2,238	
November	3,467	
December	3,467	
January	4,145	
February	4,926	
March	5,328	
April	6,281	
May	7,047	
June	7,047	

QUALITY

	Quantity	Base Number	Contract	AT	Region	England
% of FP17s for the same patient ID Re-attending within 3 months - Children	44	347	12.7%	12.1%	13.0%	12.0%
% of FP17s for the same patient ID Re-attending within 3 months - Adults	75	571	13.1%	16.9%	16.6%	16.0%
% of FP17s for the same patient ID Re-attending between 3 & 9 months - Children	161	347	46.4%	57.7%	59.5%	58.0%
% of FP17s for the same patient ID Re-attending between 3 & 9 months - Adults	234	571	41.0%	51.0%	53.1%	50.9%
% of FP17s for Band 1 Urgent Courses	7	120	5.8%	10.6%	9.3%	9.1%
% of FP17s Relating to Free Repair or Replacements	2	120	1.7%	0.9%	1.0%	0.8%
% of FP17s Relating to Continuations	0	120	0.0%	1.1%	1.3%	1.1%
% of Patients satisfied with the dentistry they have received	5	5	N/A	91.0%	91.9%	91.7%
% of Patients satisfied with the time they had to wait for an appointment	4	5	N/A	87.5%	88.7%	88.0%

* This is based on patients treated on this contract for their most recent course of treatment. Figures in italics indicate the base number of FP17s or Patient Questionnaire responses are less than 100. N/A is shown where the base number of responses is less than 10 during the period. % is calculated as Quantity/Base number*100

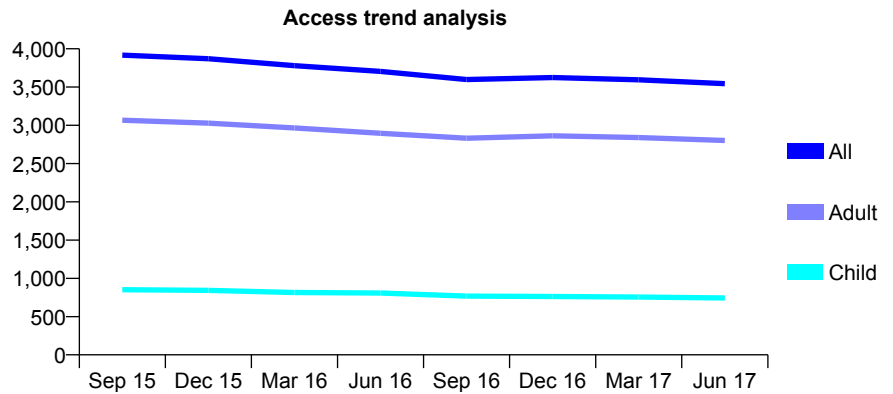
Q46 - Vital Signs At a Glance Contract Report for 959782/0003 - June 2017

Name or company name	MR J MUSA
Contract type name	GDS Contract
Purpose of contract	General
Contract start date	01/09/2013
Contract end date	

17/18 Contracted general activity (UDA)	14,431
Carry forward general activity (UDA)	0
17/18 Contracted orthodontic activity (UOA)	0
Carry forward orthodontic activity (UOA)	0
Baseline contract value	£384,714.35

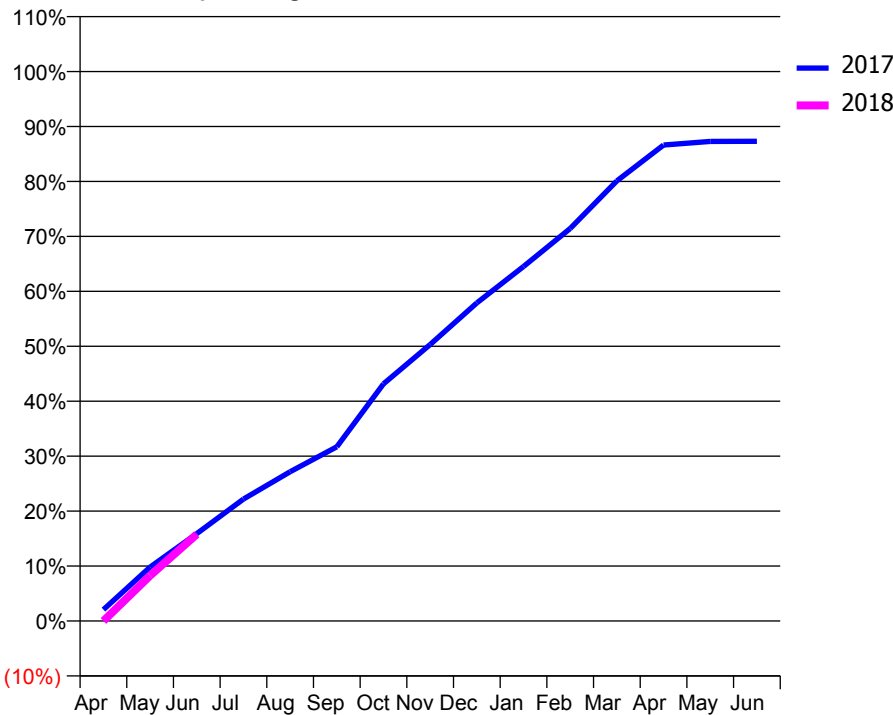
ACCESS*

Patients seen in 24 months	Total	Change since previous quarter
Quarter ending June 2016	3,704	
Quarter ending September 2016	3,599	↓
Quarter ending December 2016	3,624	→
Quarter ending March 2017	3,595	→
Quarter ending June 2017	3,544	↓
Variance since June 2016	(4.3%)	↓



ACTIVITY

Cumulative percentage of contracted UDA delivered 2017 & 2018



Month	Adjusted Scheduled Activity (UDA)	
	2017	2018
April	298	0
May	1,418	1,193
June	2,297	2,279
July	3,204	
August	3,919	
September	4,576	
October	6,230	
November	7,263	
December	8,352	
January	9,311	
February	10,308	
March	11,558	
April	12,501	
May	12,596	
June	12,599	

QUALITY

	Quantity	Base Number	Contract	AT	Region	England
% of FP17s for the same patient ID Re-attending within 3 months - Children	31	270	11.5%	12.1%	13.0%	12.0%
% of FP17s for the same patient ID Re-attending within 3 months - Adults	171	1,030	16.6%	16.9%	16.6%	16.0%
% of FP17s for the same patient ID Re-attending between 3 & 9 months - Children	164	270	60.7%	57.7%	59.5%	58.0%
% of FP17s for the same patient ID Re-attending between 3 & 9 months - Adults	605	1,030	58.7%	51.0%	53.1%	50.9%
% of FP17s for Band 1 Urgent Courses	63	959	6.6%	10.6%	9.3%	9.1%
% of FP17s Relating to Free Repair or Replacements	22	959	2.3%	0.9%	1.0%	0.8%
% of FP17s Relating to Continuations	12	959	1.3%	1.1%	1.3%	1.1%
% of Patients satisfied with the dentistry they have received	3	4	N/A	91.0%	91.9%	91.7%
% of Patients satisfied with the time they had to wait for an appointment	4	4	N/A	87.5%	88.7%	88.0%

* This is based on patients treated on this contract for their most recent course of treatment. Figures in italics indicate the base number of FP17s or Patient Questionnaire responses are less than 100. N/A is shown where the base number of responses is less than 10 during the period. % is calculated as Quantity/Base number*100

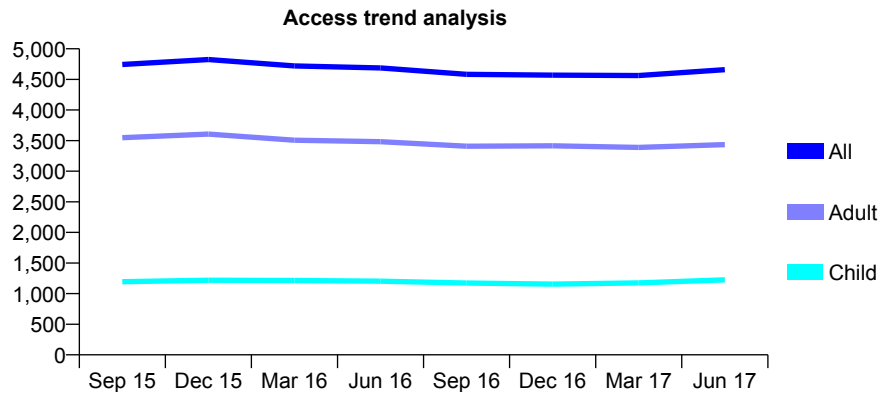
Q46 - Vital Signs At a Glance Contract Report for 959782/0004 - June 2017

Name or company name	MR J MUSA
Contract type name	GDS Contract
Purpose of contract	General
Contract start date	01/09/2013
Contract end date	

17/18 Contracted general activity (UDA)	16,900
Carry forward general activity (UDA)	0
17/18 Contracted orthodontic activity (UOA)	0
Carry forward orthodontic activity (UOA)	0
Baseline contract value	£410,413.80

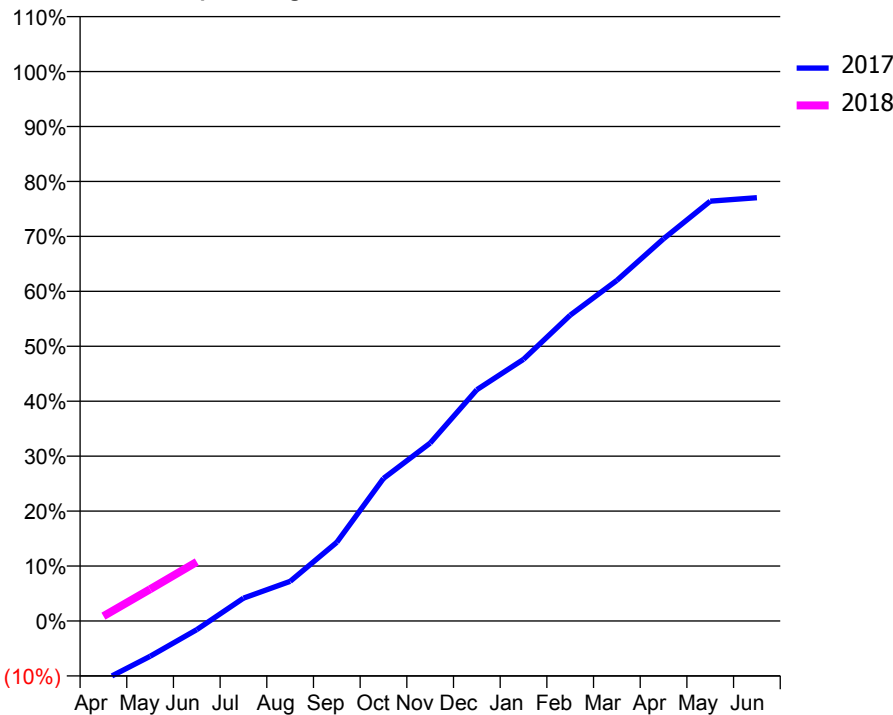
ACCESS*

Patients seen in 24 months	Total	Change since previous quarter
Quarter ending June 2016	4,687	
Quarter ending September 2016	4,583	↓
Quarter ending December 2016	4,570	→
Quarter ending March 2017	4,564	→
Quarter ending June 2017	4,660	↑
Variance since June 2016	(0.6%)	→



ACTIVITY

Cumulative percentage of contracted UDA delivered 2017 & 2018



Month	Adjusted Scheduled Activity (UDA)	
	2017	2018
April	-1,827	148
May	-1,090	977
June	-268	1,818
July	705	
August	1,221	
September	2,422	
October	4,388	
November	5,474	
December	7,113	
January	8,047	
February	9,406	
March	10,476	
April	11,757	
May	12,913	
June	13,017	

QUALITY

	Quantity	Base Number	Contract	AT	Region	England
% of FP17s for the same patient ID Re-attending within 3 months - Children	68	612	11.1%	12.1%	13.0%	12.0%
% of FP17s for the same patient ID Re-attending within 3 months - Adults	187	1,601	11.7%	16.9%	16.6%	16.0%
% of FP17s for the same patient ID Re-attending between 3 & 9 months - Children	361	612	59.0%	57.7%	59.5%	58.0%
% of FP17s for the same patient ID Re-attending between 3 & 9 months - Adults	1,052	1,601	65.7%	51.0%	53.1%	50.9%
% of FP17s for Band 1 Urgent Courses	87	1,059	8.2%	10.6%	9.3%	9.1%
% of FP17s Relating to Free Repair or Replacements	30	1,059	2.8%	0.9%	1.0%	0.8%
% of FP17s Relating to Continuations	5	1,059	0.5%	1.1%	1.3%	1.1%
% of Patients satisfied with the dentistry they have received	8	8	N/A	91.0%	91.9%	91.7%
% of Patients satisfied with the time they had to wait for an appointment	8	8	N/A	87.5%	88.7%	88.0%

* This is based on patients treated on this contract for their most recent course of treatment. Figures in italics indicate the base number of FP17s or Patient Questionnaire responses are less than 100. N/A is shown where the base number of responses is less than 10 during the period. % is calculated as Quantity/Base number*100

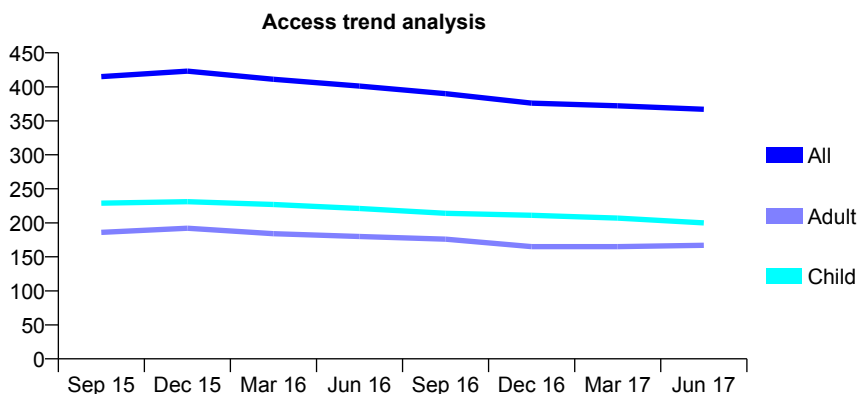
Q46 - Vital Signs At a Glance Contract Report for 960888/0001 - June 2017

Name or company name	MR SW ANDERTON
Contract type name	GDS Contract
Purpose of contract	General
Contract start date	01/12/2007
Contract end date	

17/18 Contracted general activity (UDA)	1,700
Carry forward general activity (UDA)	0
17/18 Contracted orthodontic activity (UOA)	0
Carry forward orthodontic activity (UOA)	0
Baseline contract value	£35,370.63

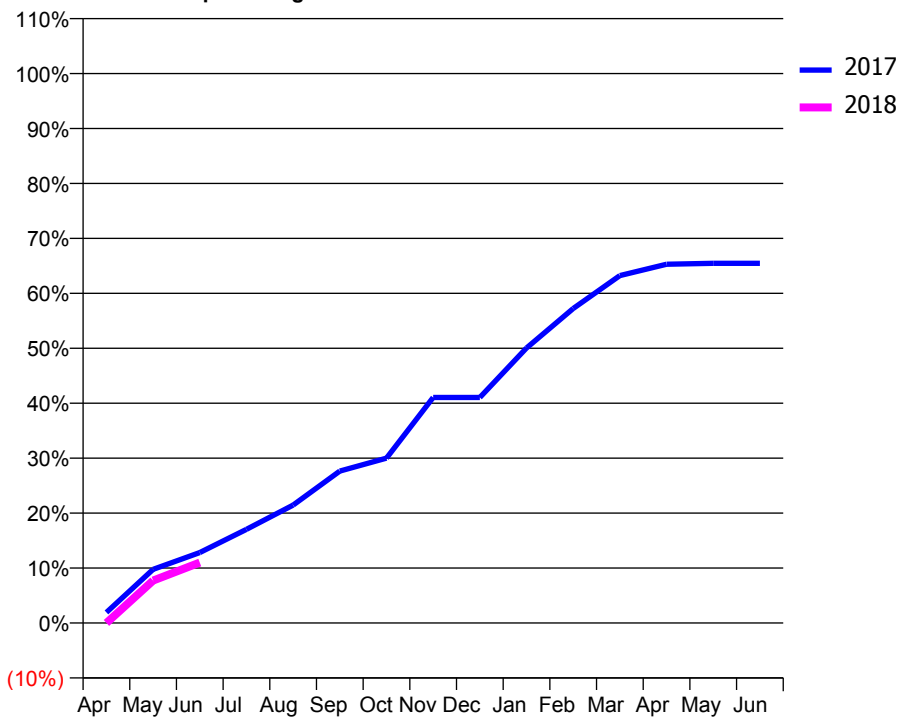
ACCESS*

Patients seen in 24 months	Total	Change since previous quarter
Quarter ending June 2016	401	
Quarter ending September 2016	390	↓
Quarter ending December 2016	376	↓
Quarter ending March 2017	372	↓
Quarter ending June 2017	367	↓
Variance since June 2016	(8.5%)	↓



ACTIVITY

Cumulative percentage of contracted UDA delivered 2017 & 2018



Adjusted Scheduled Activity (UDA)

Month	2017	2018
April	33	0
May	166	131
June	218	187
July	290	
August	365	
September	470	
October	510	
November	698	
December	698	
January	851	
February	973	
March	1,075	
April	1,110	
May	1,113	
June	1,113	

QUALITY

	Quantity	Base Number	Contract	AT	Region	England
% of FP17s for the same patient ID Re-attending within 3 months - Children	2	76	2.6%	12.1%	13.0%	12.0%
% of FP17s for the same patient ID Re-attending within 3 months - Adults	4	31	12.9%	16.9%	16.6%	16.0%
% of FP17s for the same patient ID Re-attending between 3 & 9 months - Children	60	76	78.9%	57.7%	59.5%	58.0%
% of FP17s for the same patient ID Re-attending between 3 & 9 months - Adults	23	31	74.2%	51.0%	53.1%	50.9%
% of FP17s for Band 1 Urgent Courses	1	90	1.1%	10.6%	9.3%	9.1%
% of FP17s Relating to Free Repair or Replacements	0	90	0.0%	0.9%	1.0%	0.8%
% of FP17s Relating to Continuations	0	90	0.0%	1.1%	1.3%	1.1%
% of Patients satisfied with the dentistry they have received	0	0	N/A	91.0%	91.9%	91.7%
% of Patients satisfied with the time they had to wait for an appointment	0	0	N/A	87.5%	88.7%	88.0%

* This is based on patients treated on this contract for their most recent course of treatment. Figures in italics indicate the base number of FP17s or Patient Questionnaire responses are less than 100. N/A is shown where the base number of responses is less than 10 during the period. % is calculated as Quantity/Base number*100

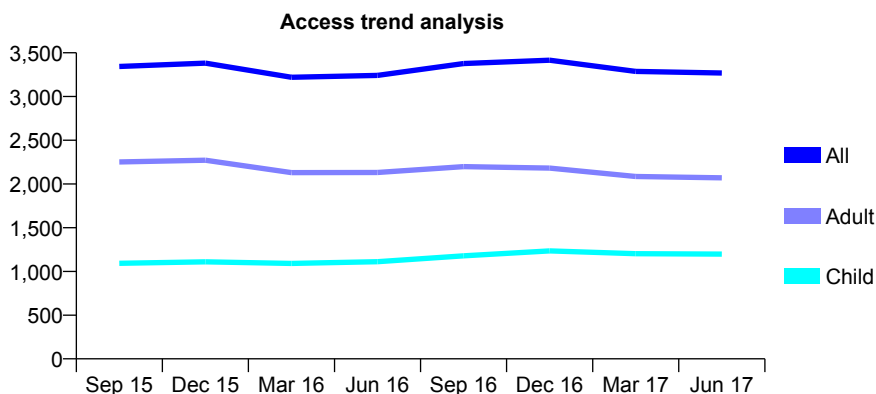
Q46 - Vital Signs At a Glance Contract Report for 962872/0001 - June 2017

Name or company name	MR SC LI
Contract type name	GDS Contract
Purpose of contract	General
Contract start date	01/10/2011
Contract end date	

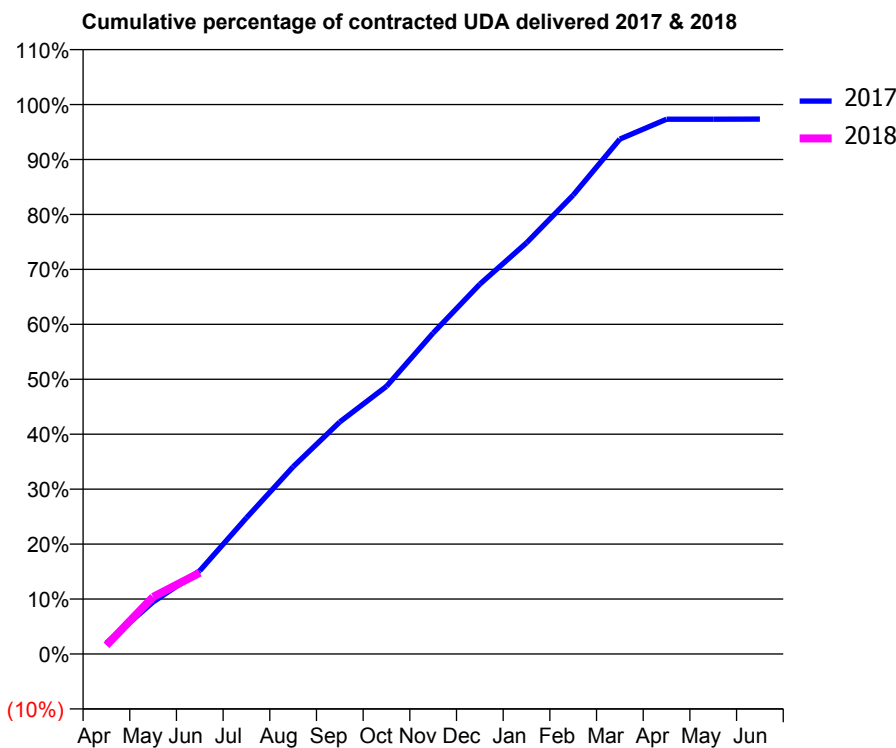
17/18 Contracted general activity (UDA)	10,303
Carry forward general activity (UDA)	0
17/18 Contracted orthodontic activity (UOA)	0
Carry forward orthodontic activity (UOA)	0
Baseline contract value	£365,508.24

ACCESS*

Patients seen in 24 months	Total	Change since previous quarter
Quarter ending June 2016	3,242	
Quarter ending September 2016	3,377	↑
Quarter ending December 2016	3,416	→
Quarter ending March 2017	3,288	↓
Quarter ending June 2017	3,269	→
Variance since June 2016	0.8%	→



ACTIVITY



Month	Adjusted Scheduled Activity (UDA)	
	2017	2018
April	207	165
May	977	1,071
June	1,560	1,525
July	2,553	
August	3,512	
September	4,352	
October	5,020	
November	6,019	
December	6,935	
January	7,709	
February	8,604	
March	9,655	
April	10,028	
May	10,028	
June	10,029	

QUALITY

	Quantity	Base Number	Contract	AT	Region	England
% of FP17s for the same patient ID Re-attending within 3 months - Children	37	380	9.7%	12.1%	13.0%	12.0%
% of FP17s for the same patient ID Re-attending within 3 months - Adults	93	656	14.2%	16.9%	16.6%	16.0%
% of FP17s for the same patient ID Re-attending between 3 & 9 months - Children	245	380	64.5%	57.7%	59.5%	58.0%
% of FP17s for the same patient ID Re-attending between 3 & 9 months - Adults	376	656	57.3%	51.0%	53.1%	50.9%
% of FP17s for Band 1 Urgent Courses	73	854	8.5%	10.6%	9.3%	9.1%
% of FP17s Relating to Free Repair or Replacements	3	854	0.4%	0.9%	1.0%	0.8%
% of FP17s Relating to Continuations	1	854	0.1%	1.1%	1.3%	1.1%
% of Patients satisfied with the dentistry they have received	2	2	N/A	91.0%	91.9%	91.7%
% of Patients satisfied with the time they had to wait for an appointment	1	2	N/A	87.5%	88.7%	88.0%

* This is based on patients treated on this contract for their most recent course of treatment. Figures in italics indicate the base number of FP17s or Patient Questionnaire responses are less than 100. N/A is shown where the base number of responses is less than 10 during the period. % is calculated as Quantity/Base number*100

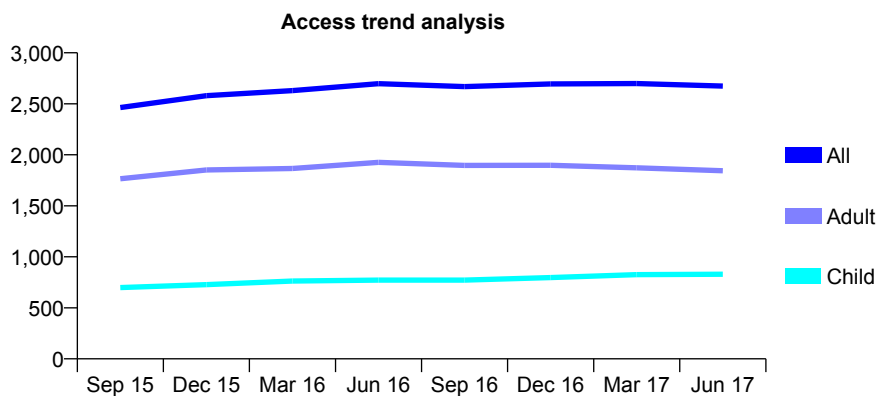
Q46 - Vital Signs At a Glance Contract Report for 967378/0001 - June 2017

Name or company name	MRS A VITKUNIENE
Contract type name	GDS Contract
Purpose of contract	General
Contract start date	01/04/2006
Contract end date	

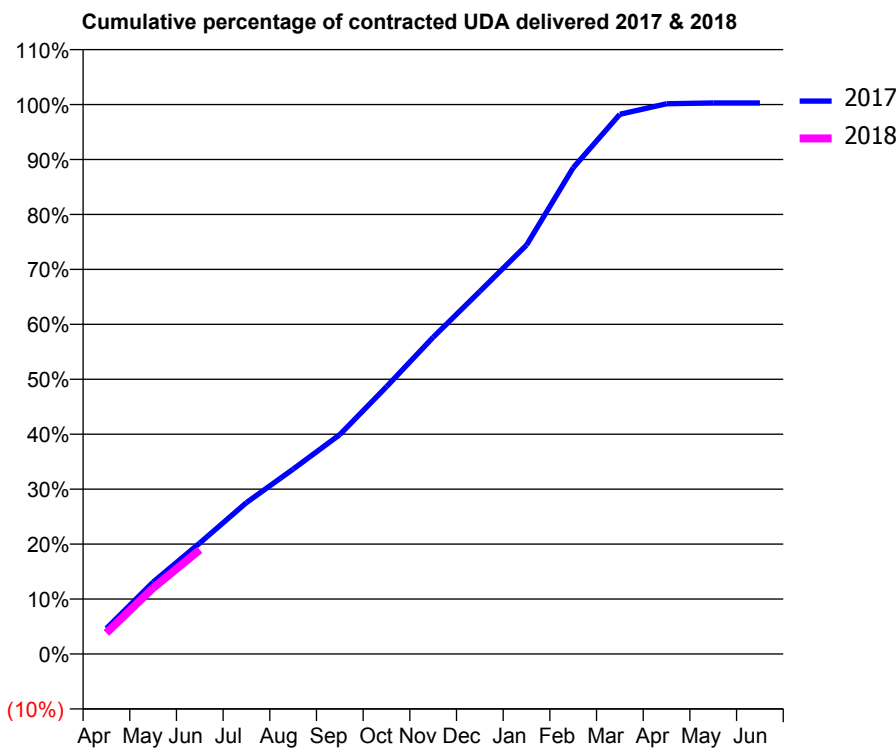
17/18 Contracted general activity (UDA)	8,185
Carry forward general activity (UDA)	0
17/18 Contracted orthodontic activity (UOA)	0
Carry forward orthodontic activity (UOA)	0
Baseline contract value	£218,679.58

ACCESS*

Patients seen in 24 months	Total	Change since previous quarter
Quarter ending June 2016	2,698	
Quarter ending September 2016	2,668	↓
Quarter ending December 2016	2,695	→
Quarter ending March 2017	2,699	→
Quarter ending June 2017	2,674	→
Variance since June 2016	(0.9%)	→



ACTIVITY



Month	Adjusted Scheduled Activity (UDA)	
	2017	2018
April	380	315
May	1,071	985
June	1,653	1,553
July	2,256	
August	2,753	
September	3,269	
October	3,981	
November	4,718	
December	5,401	
January	6,090	
February	7,244	
March	8,039	
April	8,196	
May	8,208	
June	8,208	

QUALITY

	Quantity	Base Number	Contract	AT	Region	England
% of FP17s for the same patient ID Re-attending within 3 months - Children	19	203	9.4%	12.1%	13.0%	12.0%
% of FP17s for the same patient ID Re-attending within 3 months - Adults	89	406	21.9%	16.9%	16.6%	16.0%
% of FP17s for the same patient ID Re-attending between 3 & 9 months - Children	52	203	25.6%	57.7%	59.5%	58.0%
% of FP17s for the same patient ID Re-attending between 3 & 9 months - Adults	88	406	21.7%	51.0%	53.1%	50.9%
% of FP17s for Band 1 Urgent Courses	125	552	22.6%	10.6%	9.3%	9.1%
% of FP17s Relating to Free Repair or Replacements	8	552	1.4%	0.9%	1.0%	0.8%
% of FP17s Relating to Continuations	1	552	0.2%	1.1%	1.3%	1.1%
% of Patients satisfied with the dentistry they have received	1	1	N/A	91.0%	91.9%	91.7%
% of Patients satisfied with the time they had to wait for an appointment	1	1	N/A	87.5%	88.7%	88.0%

* This is based on patients treated on this contract for their most recent course of treatment. Figures in italics indicate the base number of FP17s or Patient Questionnaire responses are less than 100. N/A is shown where the base number of responses is less than 10 during the period. % is calculated as Quantity/Base number*100

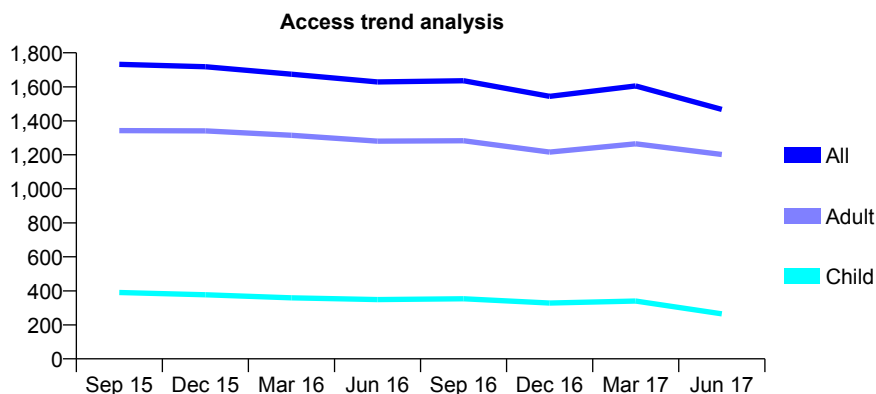
Q46 - Vital Signs At a Glance Contract Report for 982830/0001 - June 2017

Name or company name	MR GT BENNETT
Contract type name	GDS Contract
Purpose of contract	General
Contract start date	01/04/2006
Contract end date	

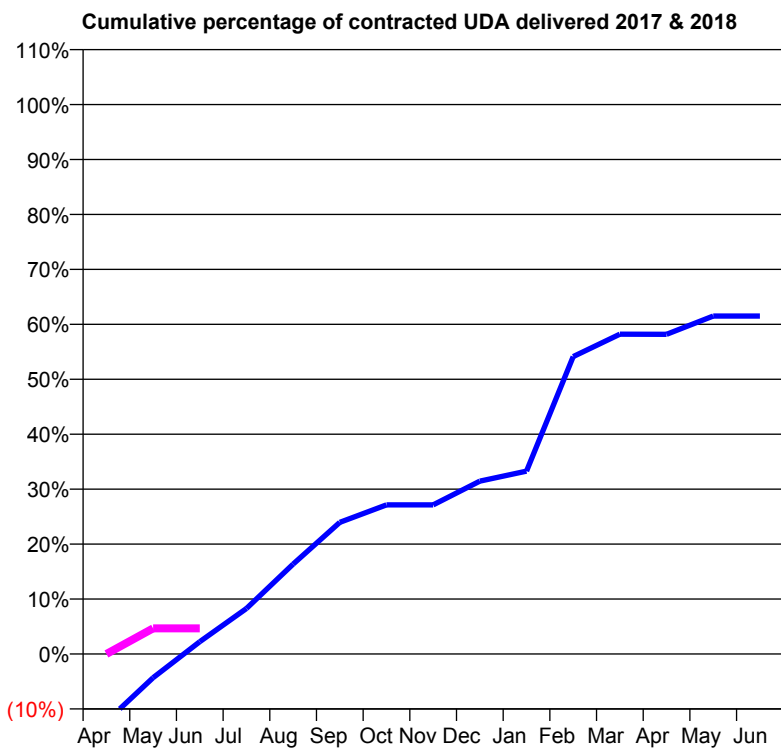
17/18 Contracted general activity (UDA)	6,562
Carry forward general activity (UDA)	0
17/18 Contracted orthodontic activity (UOA)	0
Carry forward orthodontic activity (UOA)	0
Baseline contract value	£162,220.68

ACCESS*

Patients seen in 24 months	Total	Change since previous quarter
Quarter ending June 2016	1,629	
Quarter ending September 2016	1,636	→
Quarter ending December 2016	1,544	↓
Quarter ending March 2017	1,605	↑
Quarter ending June 2017	1,467	↓
Variance since June 2016	(9.9%)	↓



ACTIVITY



Month	Adjusted Scheduled Activity (UDA)	
	2017	2018
April	-807	0
May	-284	306
June	147	306
July	544	
August	1,074	
September	1,573	
October	1,781	
November	1,781	
December	2,064	
January	2,184	
February	3,552	
March	3,820	
April	3,817	
May	4,037	
June	4,037	

QUALITY

	Quantity	Base Number	Contract	AT	Region	England
% of FP17s for the same patient ID Re-attending within 3 months - Children	0	14	0.0%	12.1%	13.0%	12.0%
% of FP17s for the same patient ID Re-attending within 3 months - Adults	18	161	11.2%	16.9%	16.6%	16.0%
% of FP17s for the same patient ID Re-attending between 3 & 9 months - Children	6	14	42.9%	57.7%	59.5%	58.0%
% of FP17s for the same patient ID Re-attending between 3 & 9 months - Adults	46	161	28.6%	51.0%	53.1%	50.9%
% of FP17s for Band 1 Urgent Courses	14	101	13.9%	10.6%	9.3%	9.1%
% of FP17s Relating to Free Repair or Replacements	1	101	1.0%	0.9%	1.0%	0.8%
% of FP17s Relating to Continuations	3	101	3.0%	1.1%	1.3%	1.1%
% of Patients satisfied with the dentistry they have received	2	2	N/A	91.0%	91.9%	91.7%
% of Patients satisfied with the time they had to wait for an appointment	2	2	N/A	87.5%	88.7%	88.0%

* This is based on patients treated on this contract for their most recent course of treatment. Figures in italics indicate the base number of FP17s or Patient Questionnaire responses are less than 100. N/A is shown where the base number of responses is less than 10 during the period. % is calculated as Quantity/Base number*100

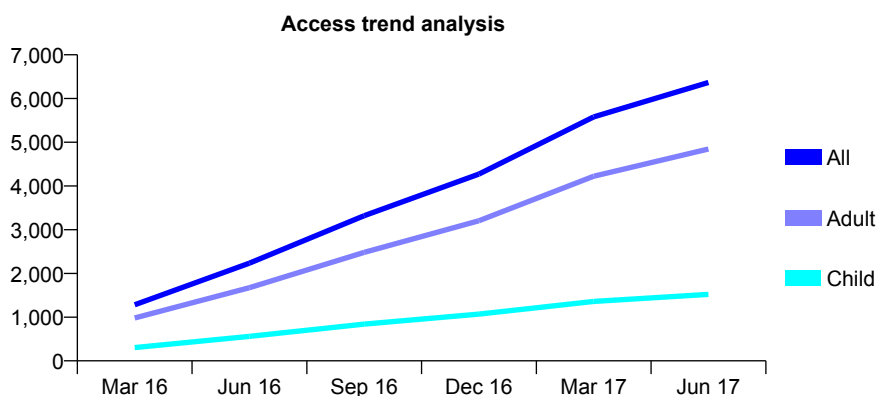
Q46 - Vital Signs At a Glance Contract Report for 990744/0002 - June 2017

Name or company name	Griffin Dental Partnership Ltd
Contract type name	GDS Contract
Purpose of contract	General
Contract start date	01/01/2016
Contract end date	

17/18 Contracted general activity (UDA)	23,529
Carry forward general activity (UDA)	0
17/18 Contracted orthodontic activity (UOA)	0
Carry forward orthodontic activity (UOA)	0
Baseline contract value	£791,645.29

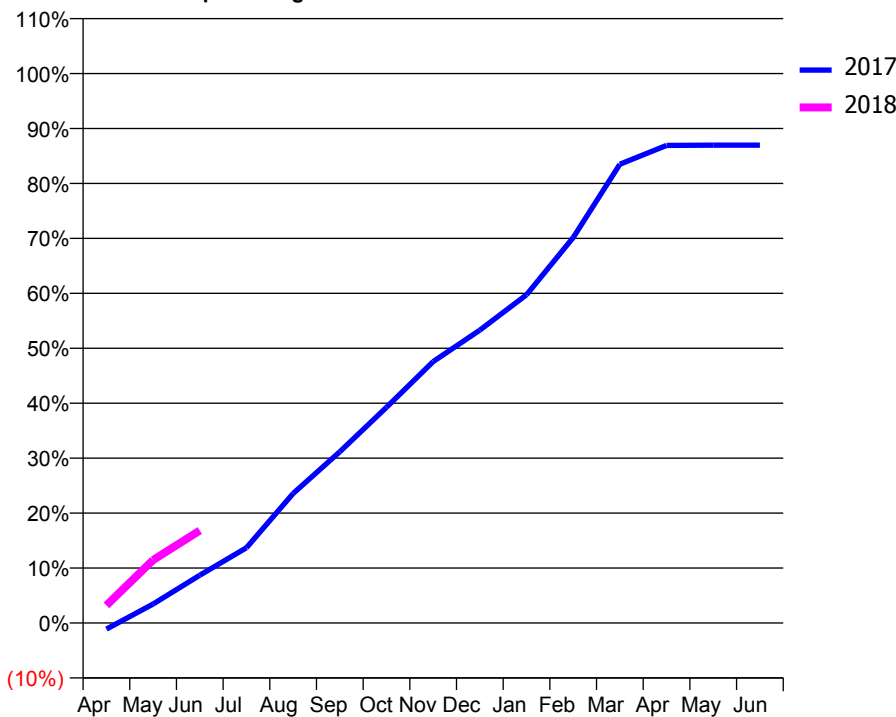
ACCESS*

Patients seen in 24 months	Total	Change since previous quarter
Quarter ending June 2016	2,234	
Quarter ending September 2016	3,319	↑
Quarter ending December 2016	4,272	↑
Quarter ending March 2017	5,581	↑
Quarter ending June 2017	6,366	↑
Variance since June 2016	185.0%	↑



ACTIVITY

Cumulative percentage of contracted UDA delivered 2017 & 2018



Adjusted Scheduled Activity (UDA)

Month	2017	2018
April	-267	755
May	816	2,697
June	2,045	3,962
July	3,224	
August	5,545	
September	7,337	
October	9,238	
November	11,192	
December	12,543	
January	14,053	
February	16,503	
March	19,644	
April	20,452	
May	20,464	
June	20,464	

QUALITY

	Quantity	Base Number	Contract	AT	Region	England
% of FP17s for the same patient ID Re-attending within 3 months - Children	27	351	7.7%	12.1%	13.0%	12.0%
% of FP17s for the same patient ID Re-attending within 3 months - Adults	219	1,310	16.7%	16.9%	16.6%	16.0%
% of FP17s for the same patient ID Re-attending between 3 & 9 months - Children	76	351	21.7%	57.7%	59.5%	58.0%
% of FP17s for the same patient ID Re-attending between 3 & 9 months - Adults	306	1,310	23.4%	51.0%	53.1%	50.9%
% of FP17s for Band 1 Urgent Courses	115	1,405	8.2%	10.6%	9.3%	9.1%
% of FP17s Relating to Free Repair or Replacements	8	1,405	0.6%	0.9%	1.0%	0.8%
% of FP17s Relating to Continuations	4	1,405	0.3%	1.1%	1.3%	1.1%
% of Patients satisfied with the dentistry they have received	5	6	N/A	91.0%	91.9%	91.7%
% of Patients satisfied with the time they had to wait for an appointment	4	6	N/A	87.5%	88.7%	88.0%

* This is based on patients treated on this contract for their most recent course of treatment. Figures in italics indicate the base number of FP17s or Patient Questionnaire responses are less than 100. N/A is shown where the base number of responses is less than 10 during the period. % is calculated as Quantity/Base number*100