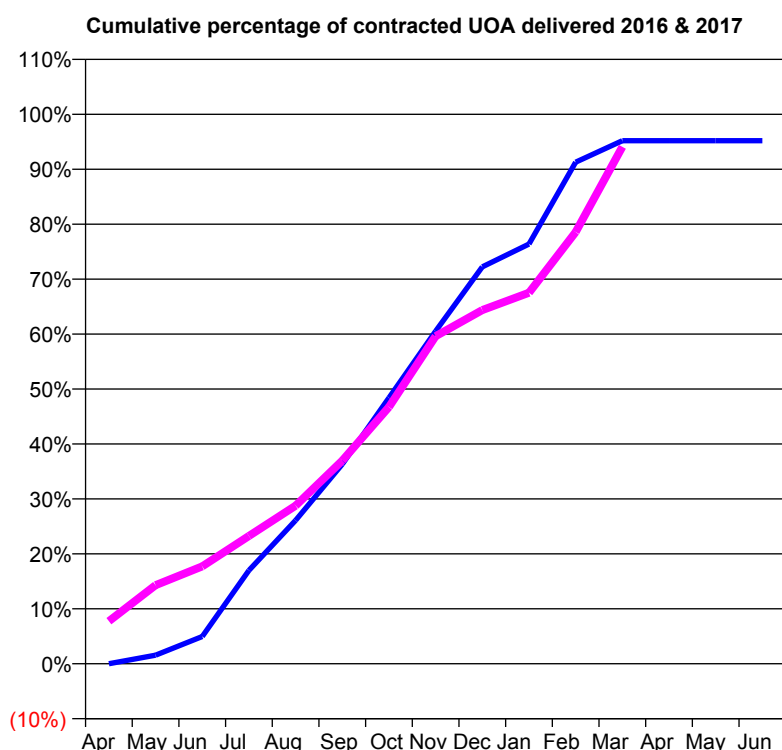


**7A1 - Vital Signs Orthodontic At a Glance Contract Report for 101281/0257 - March 2017**

Name or company name	OASIS DENTAL CARE LTD
Contract type name	PDS Contract
Purpose of contract	Orthodontic
Contract start date	01/04/2015
Contract end date	30/09/2018

16/17 Contracted general activity (UDA)	0
Carry forward general activity (UDA)	0
16/17 Contracted orthodontic activity (UOA)	8,000
Carry forward orthodontic activity (UOA)	73
Baseline contract value	£433,588.46

ACCESS	Contract	England and Wales
24 month ratio of assessments to patient IDs	1.01	1.09

**ACTIVITY**


Month	Adjusted Scheduled Activity (UOA)	
	2016	2017
April	0	620
May	126	1,145
June	400	1,418
July	1,370	1,860
August	2,105	2,301
September	2,929	2,958
October	3,904	3,739
November	4,883	4,768
December	5,825	5,150
January	6,161	5,402
February	7,362	6,286
March	7,677	7,525
April	7,677	
May	7,677	
June	7,677	

QUALITY	Contract Quantity	Contract Base Number	Contract *	Wales
% of all assessments that were assess and fit appliances (rolling 12 month period)	365	366	99.7%	52.8%
% of all assessments that were assess and refuse (rolling 12 month period)	1	366	0.3%	9.8%
% of all assessments that were assess and review (rolling 12 month period)	0	366	0.0%	37.4%
% of terminated courses where treatment was abandoned or discontinued (rolling 12 month period)	5	289	1.7%	9.9%
% of completed treatments indicating that PAR score was taken (year to date)	50	284	17.6%	42.3%
Rate of removable appliances per 100 fixed appliances - proposed treatment (rolling 12 month period)	8	713	1.12	5.49
Rate of removable appliances per 100 fixed appliances - completed treatment (rolling 12 month period)	1	549	0.18	4.71
% of courses of treatment with removable appliances only - proposed treatment (rolling 12 month period)	1	365	0.3%	1.5%
% of courses of treatment with removable appliances only - completed treatment (rolling 12 month period)	0	284	0.0%	0.8%
% of patients satisfied with the treatment they have received (rolling 12 month period)	12	48	25.0%	21.8%

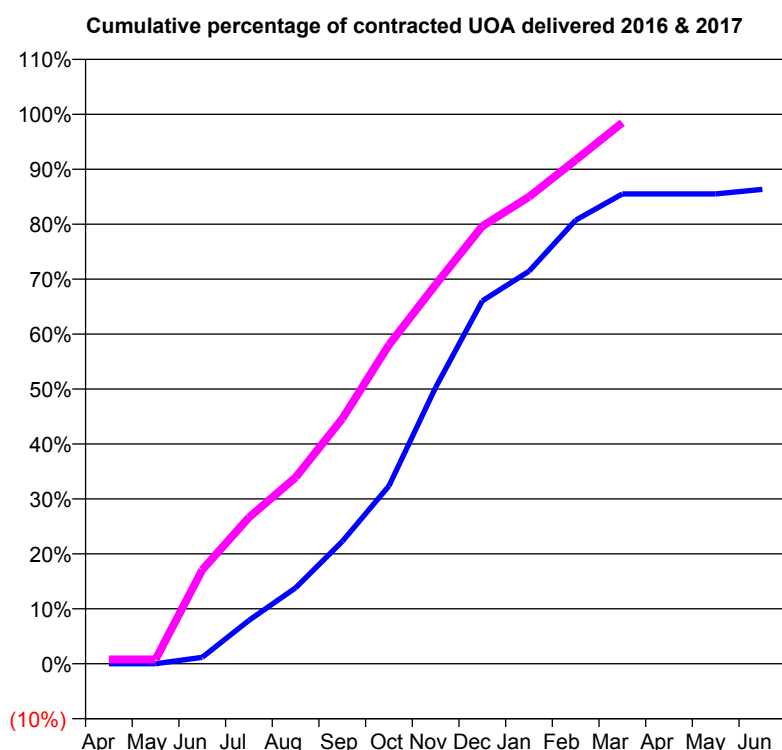
\* Figures in italics indicate that the base number is less than 100.

**7A1 - Vital Signs Orthodontic At a Glance Contract Report for 101281/0258 - March 2017**

Name or company name	OASIS DENTAL CARE LTD
Contract type name	PDS Contract
Purpose of contract	Orthodontic
Contract start date	01/04/2015
Contract end date	30/09/2018

16/17 Contracted general activity (UDA)	0
Carry forward general activity (UDA)	0
16/17 Contracted orthodontic activity (UOA)	7,500
Carry forward orthodontic activity (UOA)	-60
Baseline contract value	£406,489.18

ACCESS	Contract	England and Wales
24 month ratio of assessments to patient IDs	1.00	1.09

**ACTIVITY**


Month	Adjusted Scheduled Activity (UOA)	
	2016	2017
April	0	60
May	0	60
June	88	1,282
July	592	1,998
August	1,037	2,544
September	1,671	3,344
October	2,427	4,352
November	3,773	5,175
December	4,953	5,973
January	5,358	6,372
February	6,055	6,876
March	6,413	7,384
April	6,413	
May	6,413	
June	6,476	

QUALITY	Contract Quantity	Contract Base Number	Contract *	Wales
% of all assessments that were assess and fit appliances (rolling 12 month period)	355	355	100.0%	52.8%
% of all assessments that were assess and refuse (rolling 12 month period)	0	355	0.0%	9.8%
% of all assessments that were assess and review (rolling 12 month period)	0	355	0.0%	37.4%
% of terminated courses where treatment was abandoned or discontinued (rolling 12 month period)	23	337	6.8%	9.9%
% of completed treatments indicating that PAR score was taken (year to date)	302	314	96.2%	42.3%
Rate of removable appliances per 100 fixed appliances - proposed treatment (rolling 12 month period)	56	692	8.09	5.49
Rate of removable appliances per 100 fixed appliances - completed treatment (rolling 12 month period)	0	2	0.00	4.71
% of courses of treatment with removable appliances only - proposed treatment (rolling 12 month period)	5	355	1.4%	1.5%
% of courses of treatment with removable appliances only - completed treatment (rolling 12 month period)	0	314	0.0%	0.8%
% of patients satisfied with the treatment they have received (rolling 12 month period)	12	40	30.0%	21.8%

\* Figures in italics indicate that the base number is less than 100.

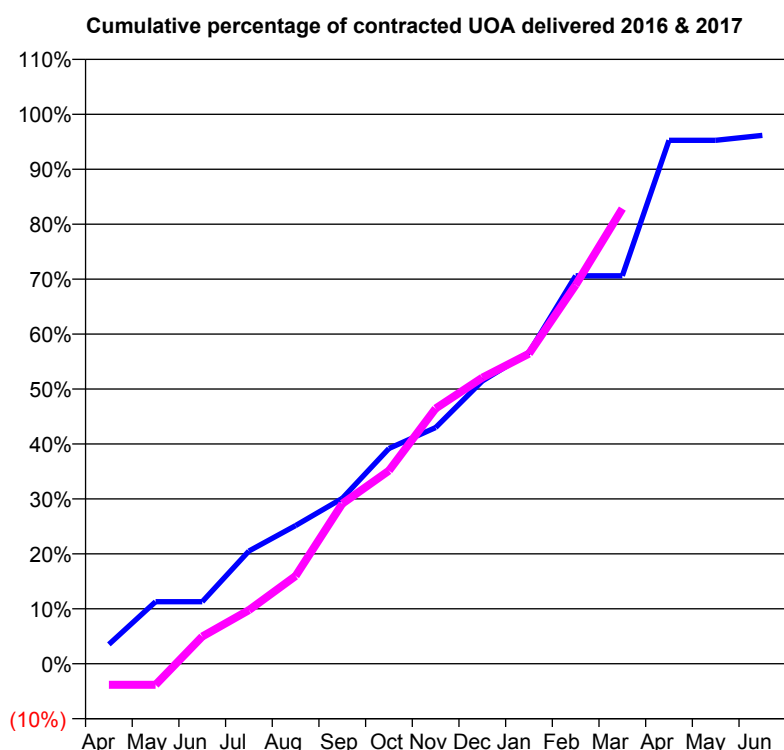
**7A1 - Vital Signs Orthodontic At a Glance Contract Report for 154857/0001 - March 2017**

Name or company name	Tameside Orthodontics Ltd
Contract type name	PDS Contract
Purpose of contract	Orthodontic
Contract start date	01/03/2012
Contract end date	30/09/2018

16/17 Contracted general activity (UDA)	0
Carry forward general activity (UDA)	0
16/17 Contracted orthodontic activity (UOA)	10,125
Carry forward orthodontic activity (UOA)	389
Baseline contract value	£543,469.88

**ACCESS**

	Contract	England and Wales
24 month ratio of assessments to patient IDs	1.03	1.09

**ACTIVITY**


Month	Adjusted Scheduled Activity (UOA)	
	2016	2017
April	357	-389
May	1,143	-389
June	1,143	503
July	2,078	988
August	2,547	1,618
September	3,049	2,949
October	3,966	3,558
November	4,352	4,705
December	5,211	5,272
January	5,737	5,715
February	7,149	6,979
March	7,149	8,388
April	9,646	
May	9,646	
June	9,736	

**QUALITY**

	Contract Quantity	Contract Base Number	Contract *	Wales
% of all assessments that were assess and fit appliances (rolling 12 month period)	544	709	76.7%	52.8%
% of all assessments that were assess and refuse (rolling 12 month period)	28	709	3.9%	9.8%
% of all assessments that were assess and review (rolling 12 month period)	137	709	19.3%	37.4%
% of terminated courses where treatment was abandoned or discontinued (rolling 12 month period)	29	305	9.5%	9.9%
% of completed treatments indicating that PAR score was taken (year to date)	234	276	84.8%	42.3%
Rate of removable appliances per 100 fixed appliances - proposed treatment (rolling 12 month period)	16	1,069	1.50	5.49
Rate of removable appliances per 100 fixed appliances - completed treatment (rolling 12 month period)	0	0	N/A	4.71
% of courses of treatment with removable appliances only - proposed treatment (rolling 12 month period)	7	544	1.3%	1.5%
% of courses of treatment with removable appliances only - completed treatment (rolling 12 month period)	0	276	0.0%	0.8%
% of patients satisfied with the treatment they have received (rolling 12 month period)	23	63	36.5%	21.8%

\* Figures in italics indicate that the base number is less than 100.

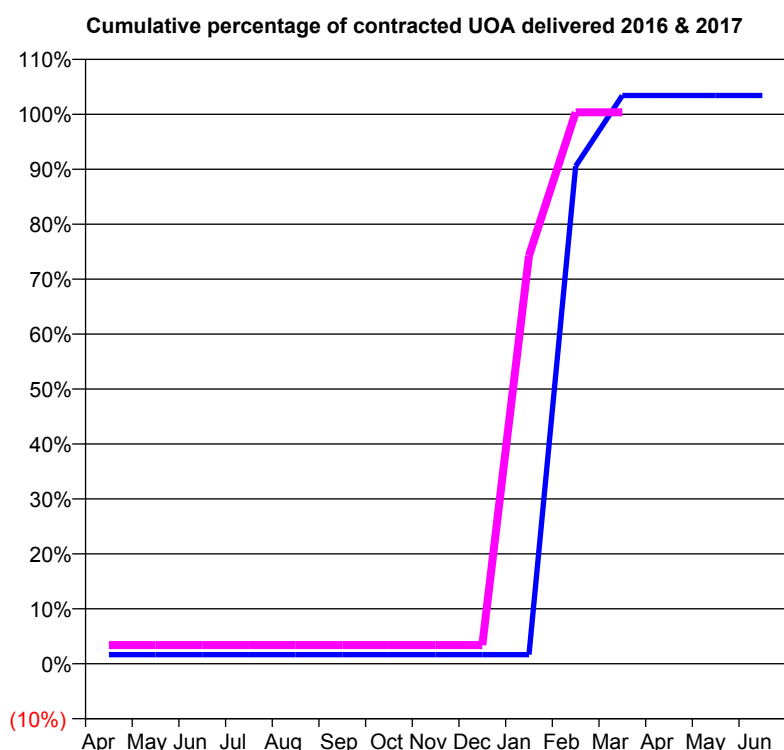
**7A1 - Vital Signs Orthodontic At a Glance Contract Report for 173185/0001 - March 2017**

Name or company name	Deintyddfa Deudraeth Dental Care Ltd.
Contract type name	GDS Contract
Purpose of contract	General and Orthodontic
Contract start date	01/05/2010
Contract end date	

16/17 Contracted general activity (UDA)	9,059
Carry forward general activity (UDA)	439
16/17 Contracted orthodontic activity (UOA)	1,143
Carry forward orthodontic activity (UOA)	-39
Baseline contract value	£323,230.43

**ACCESS**

	Contract	England and Wales
24 month ratio of assessments to patient IDs	1.00	1.09

**ACTIVITY**


Month	Adjusted Scheduled Activity (UOA)	
	2016	2017
April	19	39
May	19	39
June	19	39
July	19	39
August	19	39
September	19	39
October	19	39
November	19	39
December	19	39
January	19	849
February	1,035	1,147
March	1,182	1,147
April	1,182	
May	1,182	
June	1,182	

**QUALITY**

	Contract Quantity	Contract Base Number	Contract *	Wales
% of all assessments that were assess and fit appliances (rolling 12 month period)	57	57	100.0%	52.8%
% of all assessments that were assess and refuse (rolling 12 month period)	0	57	0.0%	9.8%
% of all assessments that were assess and review (rolling 12 month period)	0	57	0.0%	37.4%
% of terminated courses where treatment was abandoned or discontinued (rolling 12 month period)	0	52	0.0%	9.9%
% of completed treatments indicating that PAR score was taken (year to date)	52	52	100.0%	42.3%
Rate of removable appliances per 100 fixed appliances - proposed treatment (rolling 12 month period)	9	81	11.11	5.49
Rate of removable appliances per 100 fixed appliances - completed treatment (rolling 12 month period)	0	0	N/A	4.71
% of courses of treatment with removable appliances only - proposed treatment (rolling 12 month period)	4	57	7.0%	1.5%
% of courses of treatment with removable appliances only - completed treatment (rolling 12 month period)	0	52	0.0%	0.8%
% of patients satisfied with the treatment they have received (rolling 12 month period)	1	3	33.3%	21.8%

\* Figures in italics indicate that the base number is less than 100.

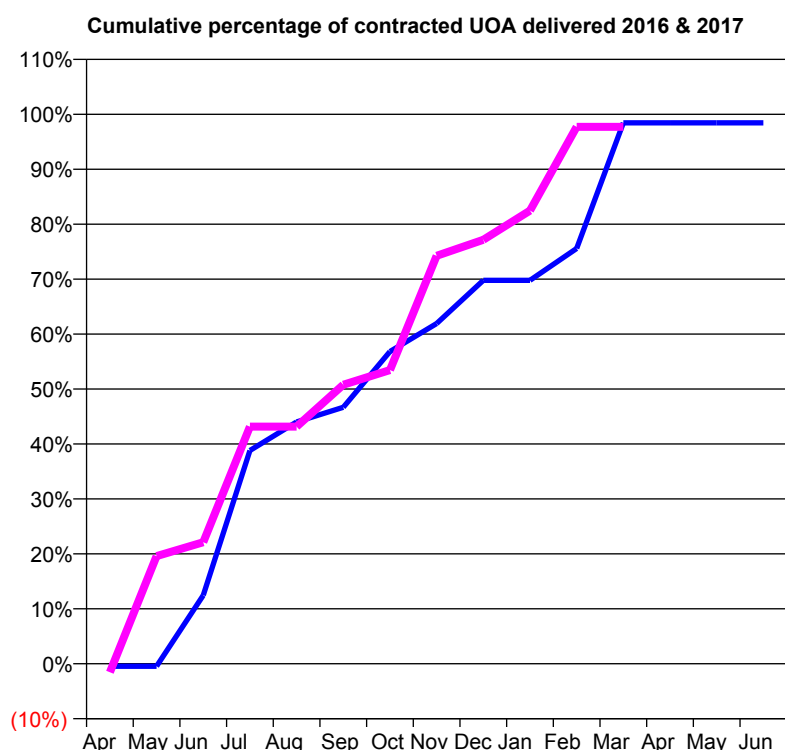
**7A1 - Vital Signs Orthodontic At a Glance Contract Report for 175145/0002 - March 2017**

Name or company name	Rhyl and Abergele Elwy Dental Partnership
Contract type name	GDS Contract
Purpose of contract	General and Orthodontic
Contract start date	01/03/2011
Contract end date	

16/17 Contracted general activity (UDA)	49,009
Carry forward general activity (UDA)	-6
16/17 Contracted orthodontic activity (UOA)	827
Carry forward orthodontic activity (UOA)	13
Baseline contract value	£1,386,243.21

**ACCESS**

	Contract	England and Wales
24 month ratio of assessments to patient IDs	1.05	1.09

**ACTIVITY**


Month	Adjusted Scheduled Activity (UOA)	
	2016	2017
April	-4	-13
May	-4	162
June	103	183
July	321	357
August	364	357
September	386	420
October	470	442
November	512	614
December	577	638
January	577	682
February	625	808
March	814	808
April	814	
May	814	
June	814	

**QUALITY**

	Contract Quantity	Contract Base Number	Contract *	Wales
% of all assessments that were assess and fit appliances (rolling 12 month period)	38	63	60.3%	52.8%
% of all assessments that were assess and refuse (rolling 12 month period)	22	63	34.9%	9.8%
% of all assessments that were assess and review (rolling 12 month period)	3	63	4.8%	37.4%
% of terminated courses where treatment was abandoned or discontinued (rolling 12 month period)	4	25	16.0%	9.9%
% of completed treatments indicating that PAR score was taken (year to date)	0	21	0.0%	42.3%
Rate of removable appliances per 100 fixed appliances - proposed treatment (rolling 12 month period)	2	16	12.50	5.49
Rate of removable appliances per 100 fixed appliances - completed treatment (rolling 12 month period)	6	24	25.00	4.71
% of courses of treatment with removable appliances only - proposed treatment (rolling 12 month period)	0	38	0.0%	1.5%
% of courses of treatment with removable appliances only - completed treatment (rolling 12 month period)	2	21	9.5%	0.8%
% of patients satisfied with the treatment they have received (rolling 12 month period)	1	6	16.7%	21.8%

\* Figures in italics indicate that the base number is less than 100.

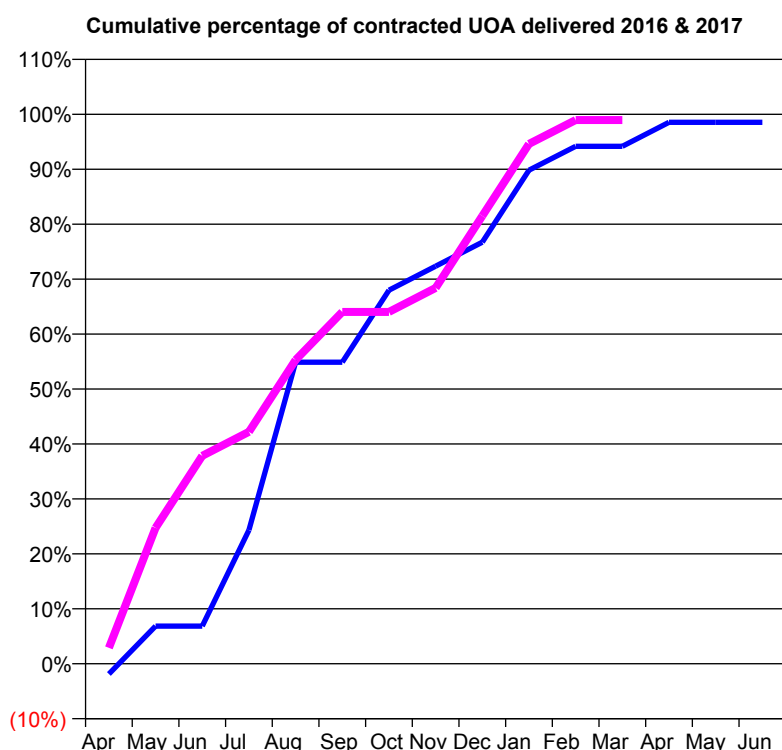
**7A1 - Vital Signs Orthodontic At a Glance Contract Report for 193216/0001 - March 2017**

Name or company name	Ruthin Dental
Contract type name	GDS Contract
Purpose of contract	General and Orthodontic
Contract start date	01/04/2013
Contract end date	

16/17 Contracted general activity (UDA)	32,000
Carry forward general activity (UDA)	0
16/17 Contracted orthodontic activity (UOA)	481
Carry forward orthodontic activity (UOA)	7
Baseline contract value	£834,890.18

**ACCESS**

	Contract	England and Wales
24 month ratio of assessments to patient IDs	1.00	1.09

**ACTIVITY**


Month	Adjusted Scheduled Activity (UOA)	
	2016	2017
April	-9	14
May	33	119
June	33	182
July	117	203
August	264	266
September	264	308
October	327	308
November	348	329
December	369	392
January	432	455
February	453	476
March	453	476
April	474	
May	474	
June	474	

**QUALITY**

	Contract Quantity	Contract Base Number	Contract *	Wales
% of all assessments that were assess and fit appliances (rolling 12 month period)	24	24	100.0%	52.8%
% of all assessments that were assess and refuse (rolling 12 month period)	0	24	0.0%	9.8%
% of all assessments that were assess and review (rolling 12 month period)	0	24	0.0%	37.4%
% of terminated courses where treatment was abandoned or discontinued (rolling 12 month period)	3	24	12.5%	9.9%
% of completed treatments indicating that PAR score was taken (year to date)	19	21	90.5%	42.3%
Rate of removable appliances per 100 fixed appliances - proposed treatment (rolling 12 month period)	1	31	3.23	5.49
Rate of removable appliances per 100 fixed appliances - completed treatment (rolling 12 month period)	0	3	0.00	4.71
% of courses of treatment with removable appliances only - proposed treatment (rolling 12 month period)	1	24	4.2%	1.5%
% of courses of treatment with removable appliances only - completed treatment (rolling 12 month period)	0	21	0.0%	0.8%
% of patients satisfied with the treatment they have received (rolling 12 month period)	4	7	57.1%	21.8%

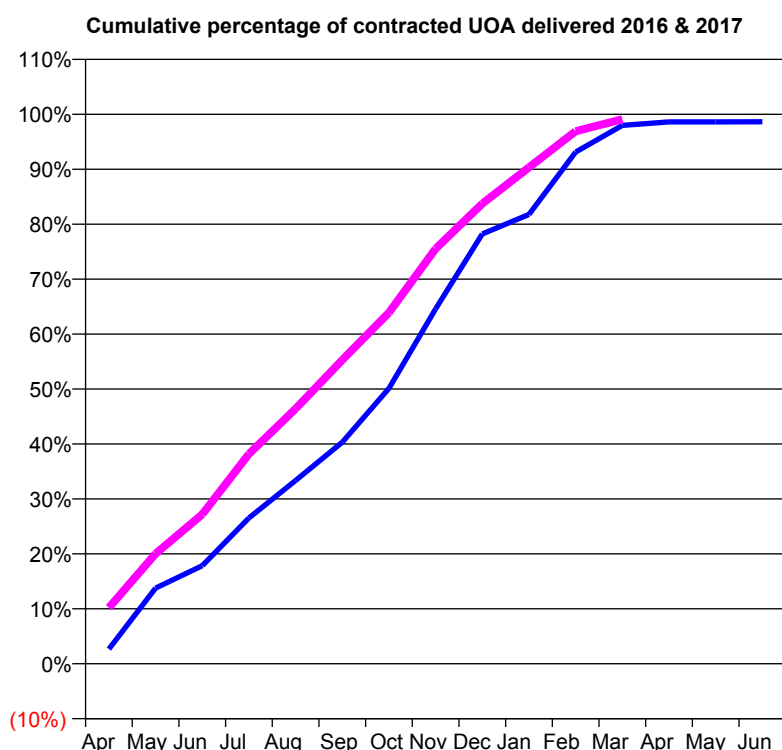
\* Figures in italics indicate that the base number is less than 100.

**7A1 - Vital Signs Orthodontic At a Glance Contract Report for 329398/0002 - March 2017**

Name or company name	MR DJ PLUNKETT
Contract type name	PDS Contract
Purpose of contract	Orthodontic
Contract start date	01/05/2008
Contract end date	30/09/2018

16/17 Contracted general activity (UDA)	0
Carry forward general activity (UDA)	0
16/17 Contracted orthodontic activity (UOA)	9,700
Carry forward orthodontic activity (UOA)	-133
Baseline contract value	£556,534.15

ACCESS	Contract	England and Wales
24 month ratio of assessments to patient IDs	1.02	1.09

**ACTIVITY**


Month	Adjusted Scheduled Activity (UOA)	
	2016	2017
April	261	990
May	1,335	1,944
June	1,731	2,638
July	2,575	3,703
August	3,236	4,502
September	3,912	5,363
October	4,863	6,198
November	6,266	7,326
December	7,587	8,122
January	7,932	8,762
February	9,032	9,400
March	9,505	9,611
April	9,564	
May	9,565	
June	9,567	

QUALITY	Contract Quantity	Contract Base Number	Contract *	Wales
% of all assessments that were assess and fit appliances (rolling 12 month period)	447	762	58.7%	52.8%
% of all assessments that were assess and refuse (rolling 12 month period)	107	762	14.0%	9.8%
% of all assessments that were assess and review (rolling 12 month period)	208	762	27.3%	37.4%
% of terminated courses where treatment was abandoned or discontinued (rolling 12 month period)	33	386	8.5%	9.9%
% of completed treatments indicating that PAR score was taken (year to date)	291	353	82.4%	42.3%
Rate of removable appliances per 100 fixed appliances - proposed treatment (rolling 12 month period)	4	856	0.47	5.49
Rate of removable appliances per 100 fixed appliances - completed treatment (rolling 12 month period)	7	638	1.10	4.71
% of courses of treatment with removable appliances only - proposed treatment (rolling 12 month period)	1	447	0.2%	1.5%
% of courses of treatment with removable appliances only - completed treatment (rolling 12 month period)	1	353	0.3%	0.8%
% of patients satisfied with the treatment they have received (rolling 12 month period)	20	86	23.3%	21.8%

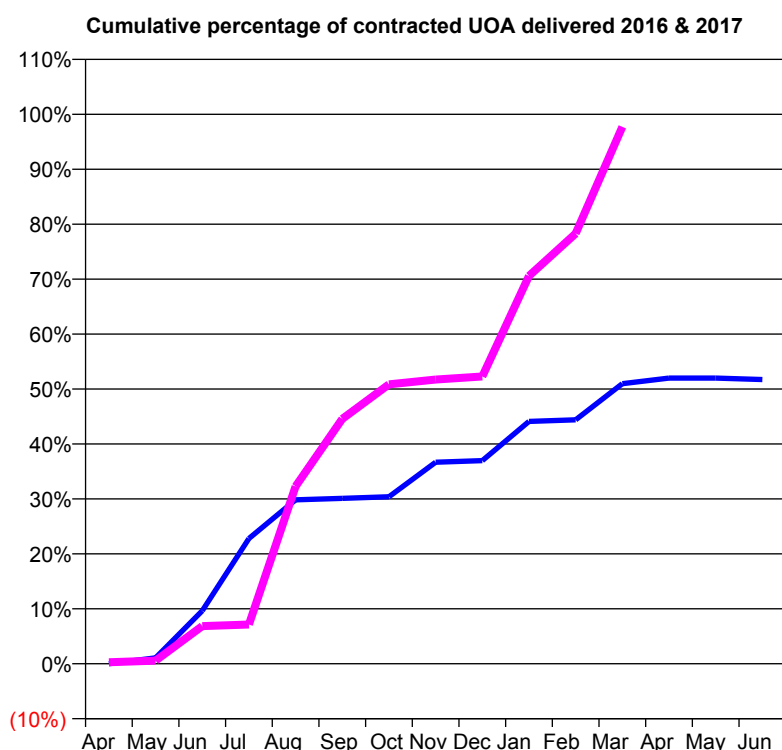
\* Figures in italics indicate that the base number is less than 100.

**7A1 - Vital Signs Orthodontic At a Glance Contract Report for 826677/0001 - March 2017**

Name or company name	MR SJ LANGSTON
Contract type name	GDS Contract
Purpose of contract	General and Orthodontic
Contract start date	01/04/2006
Contract end date	

16/17 Contracted general activity (UDA)	560
Carry forward general activity (UDA)	0
16/17 Contracted orthodontic activity (UOA)	350
Carry forward orthodontic activity (UOA)	0
Baseline contract value	£22,852.81

ACCESS	Contract	England and Wales
24 month ratio of assessments to patient IDs	1.40	1.09

**ACTIVITY**


Month	Adjusted Scheduled Activity (UOA)	
	2016	2017
April	0	1
May	4	2
June	34	24
July	80	25
August	104	113
September	105	156
October	106	178
November	128	181
December	129	183
January	154	247
February	155	274
March	178	342
April	182	
May	182	
June	181	

QUALITY	Contract Quantity	Contract Base Number	Contract *	Wales
% of all assessments that were assess and fit appliances (rolling 12 month period)	16	45	35.6%	52.8%
% of all assessments that were assess and refuse (rolling 12 month period)	1	45	2.2%	9.8%
% of all assessments that were assess and review (rolling 12 month period)	28	45	62.2%	37.4%
% of terminated courses where treatment was abandoned or discontinued (rolling 12 month period)	0	14	0.0%	9.9%
% of completed treatments indicating that PAR score was taken (year to date)	0	14	0.0%	42.3%
Rate of removable appliances per 100 fixed appliances - proposed treatment (rolling 12 month period)	0	0	N/A	5.49
Rate of removable appliances per 100 fixed appliances - completed treatment (rolling 12 month period)	0	0	N/A	4.71
% of courses of treatment with removable appliances only - proposed treatment (rolling 12 month period)	0	16	0.0%	1.5%
% of courses of treatment with removable appliances only - completed treatment (rolling 12 month period)	0	14	0.0%	0.8%
% of patients satisfied with the treatment they have received (rolling 12 month period)	0	1	0.0%	21.8%

\* Figures in italics indicate that the base number is less than 100.

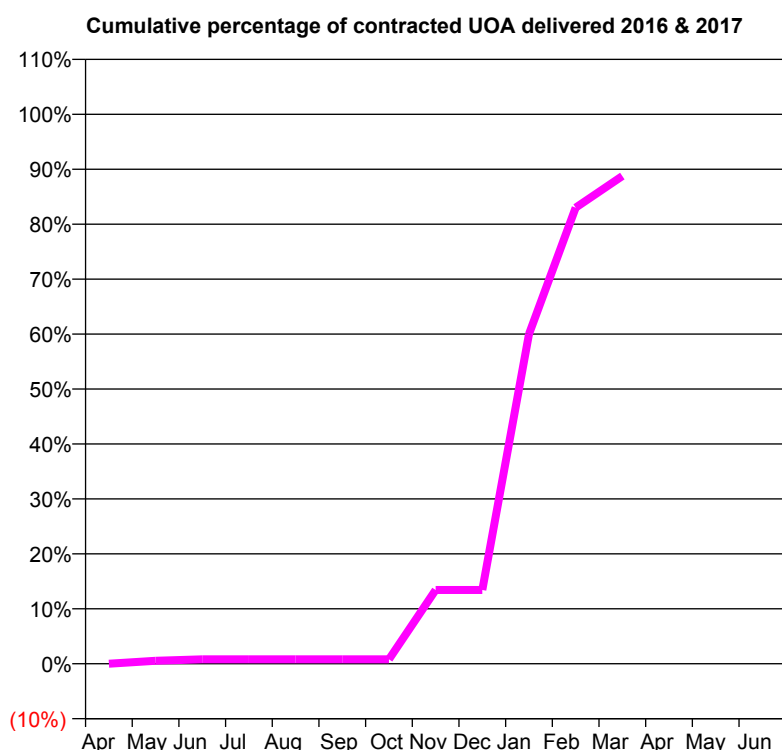


**7A1 - Vital Signs Orthodontic At a Glance Contract Report for 833312/0001 - March 2017**

Name or company name	MR SJ KEEN
Contract type name	GDS Contract
Purpose of contract	General and Orthodontic
Contract start date	01/04/2006
Contract end date	

16/17 Contracted general activity (UDA)	4,004
Carry forward general activity (UDA)	-69
16/17 Contracted orthodontic activity (UOA)	365
Carry forward orthodontic activity (UOA)	0
Baseline contract value	£121,285.06

ACCESS	Contract	England and Wales
24 month ratio of assessments to patient IDs	1.03	1.09

**ACTIVITY**


Month	Adjusted Scheduled Activity (UOA)	
	2016	2017
April	0	0
May	0	2
June	0	3
July	0	3
August	0	3
September	0	3
October	0	3
November	0	49
December	0	49
January	0	219
February	84	303
March	126	324
April	126	
May	232	
June	358	

QUALITY	Contract Quantity	Contract Base Number	Contract *	Wales
% of all assessments that were assess and fit appliances (rolling 12 month period)	27	31	87.1%	52.8%
% of all assessments that were assess and refuse (rolling 12 month period)	0	31	0.0%	9.8%
% of all assessments that were assess and review (rolling 12 month period)	4	31	12.9%	37.4%
% of terminated courses where treatment was abandoned or discontinued (rolling 12 month period)	0	0	N/A	9.9%
% of completed treatments indicating that PAR score was taken (year to date)	0	0	N/A	42.3%
Rate of removable appliances per 100 fixed appliances - proposed treatment (rolling 12 month period)	7	32	21.88	5.49
Rate of removable appliances per 100 fixed appliances - completed treatment (rolling 12 month period)	0	0	N/A	4.71
% of courses of treatment with removable appliances only - proposed treatment (rolling 12 month period)	2	27	7.4%	1.5%
% of courses of treatment with removable appliances only - completed treatment (rolling 12 month period)	0	0	N/A	0.8%
% of patients satisfied with the treatment they have received (rolling 12 month period)	0	3	0.0%	21.8%

\* Figures in italics indicate that the base number is less than 100.

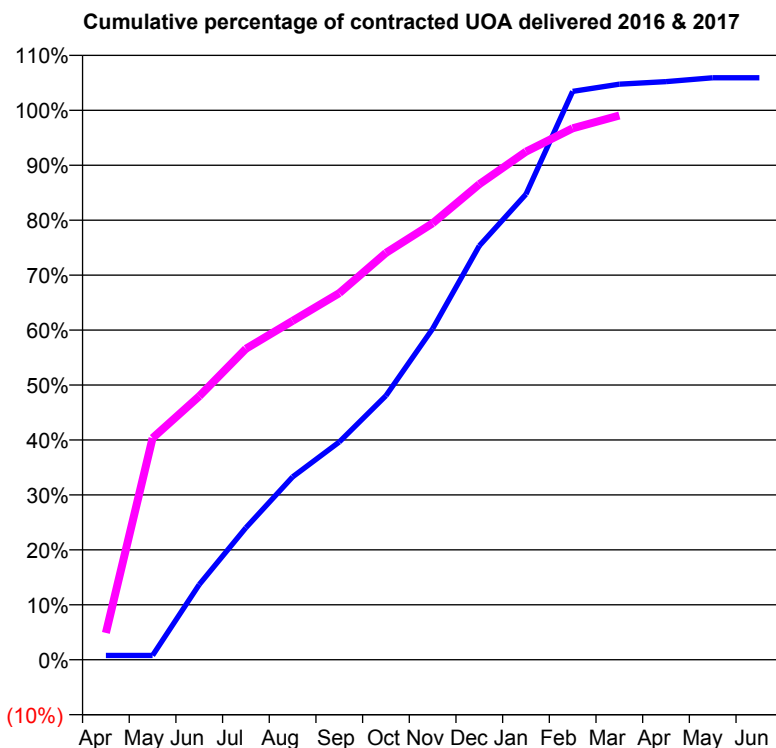
**7A2 - Vital Signs Orthodontic At a Glance Contract Report for 176710/0007 - March 2017**

Name or company name	Q Dental Care Limited
Contract type name	PDS Contract
Purpose of contract	Orthodontic
Contract start date	01/07/2011
Contract end date	31/03/2018

16/17 Contracted general activity (UDA)	0
Carry forward general activity (UDA)	0
16/17 Contracted orthodontic activity (UOA)	18,389
Carry forward orthodontic activity (UOA)	-900
Baseline contract value	£1,181,817.50

**ACCESS**

	Contract	England and Wales
24 month ratio of assessments to patient IDs	1.01	1.09

**ACTIVITY**


Month	Adjusted Scheduled Activity (UOA)	
	2016	2017
April	141	900
May	141	7,417
June	2,466	8,819
July	4,325	10,408
August	5,990	11,342
September	7,135	12,270
October	8,653	13,616
November	10,843	14,609
December	13,561	15,917
January	15,250	17,004
February	18,620	17,785
March	18,853	18,213
April	18,937	
May	19,065	
June	19,065	

**QUALITY**

	Contract Quantity	Contract Base Number	Contract *	Wales
% of all assessments that were assess and fit appliances (rolling 12 month period)	831	832	99.9%	52.8%
% of all assessments that were assess and refuse (rolling 12 month period)	0	832	0.0%	9.8%
% of all assessments that were assess and review (rolling 12 month period)	1	832	0.1%	37.4%
% of terminated courses where treatment was abandoned or discontinued (rolling 12 month period)	104	618	16.8%	9.9%
% of completed treatments indicating that PAR score was taken (year to date)	208	514	40.5%	42.3%
Rate of removable appliances per 100 fixed appliances - proposed treatment (rolling 12 month period)	3	1,637	0.18	5.49
Rate of removable appliances per 100 fixed appliances - completed treatment (rolling 12 month period)	3	1,019	0.29	4.71
% of courses of treatment with removable appliances only - proposed treatment (rolling 12 month period)	0	831	0.0%	1.5%
% of courses of treatment with removable appliances only - completed treatment (rolling 12 month period)	0	514	0.0%	0.8%
% of patients satisfied with the treatment they have received (rolling 12 month period)	9	55	16.4%	21.8%

\* Figures in italics indicate that the base number is less than 100.

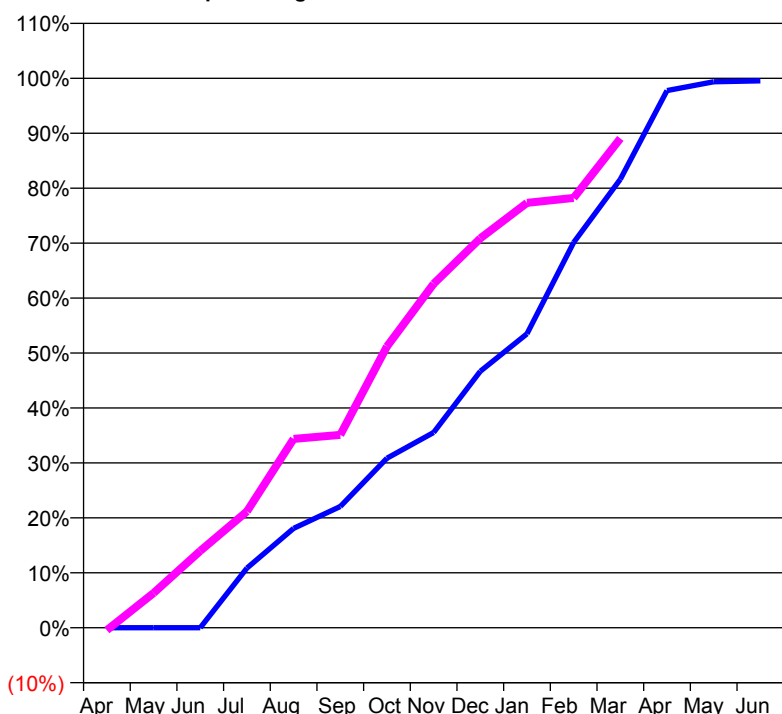
**7A2 - Vital Signs Orthodontic At a Glance Contract Report for 176710/0008 - March 2017**

Name or company name	Q Dental Care Limited
Contract type name	PDS Contract
Purpose of contract	Orthodontic
Contract start date	01/04/2015
Contract end date	31/03/2018

16/17 Contracted general activity (UDA)	0
Carry forward general activity (UDA)	0
16/17 Contracted orthodontic activity (UOA)	2,200
Carry forward orthodontic activity (UOA)	10
Baseline contract value	£56,350.11

**ACCESS**

	Contract	England and Wales
24 month ratio of assessments to patient IDs	1.05	1.09

**ACTIVITY**
**Cumulative percentage of contracted UOA delivered 2016 & 2017**

**Adjusted Scheduled Activity (UOA)**

Month	2016	2017
April	0	-10
May	0	139
June	0	308
July	239	466
August	398	756
September	486	772
October	679	1,126
November	782	1,377
December	1,027	1,559
January	1,177	1,701
February	1,543	1,721
March	1,796	1,959
April	2,151	
May	2,186	
June	2,190	

**QUALITY**

	Contract Quantity	Contract Base Number	Contract *	Wales
% of all assessments that were assess and fit appliances (rolling 12 month period)	0	2,373	0.0%	52.8%
% of all assessments that were assess and refuse (rolling 12 month period)	109	2,373	4.6%	9.8%
% of all assessments that were assess and review (rolling 12 month period)	2,264	2,373	95.4%	37.4%
% of terminated courses where treatment was abandoned or discontinued (rolling 12 month period)	1	1	100.0%	9.9%
% of completed treatments indicating that PAR score was taken (year to date)	0	0	N/A	42.3%
Rate of removable appliances per 100 fixed appliances - proposed treatment (rolling 12 month period)	0	0	N/A	5.49
Rate of removable appliances per 100 fixed appliances - completed treatment (rolling 12 month period)	0	0	N/A	4.71
% of courses of treatment with removable appliances only - proposed treatment (rolling 12 month period)	0	0	N/A	1.5%
% of courses of treatment with removable appliances only - completed treatment (rolling 12 month period)	0	0	N/A	0.8%
% of patients satisfied with the treatment they have received (rolling 12 month period)	0	0	N/A	21.8%

\* Figures in italics indicate that the base number is less than 100.

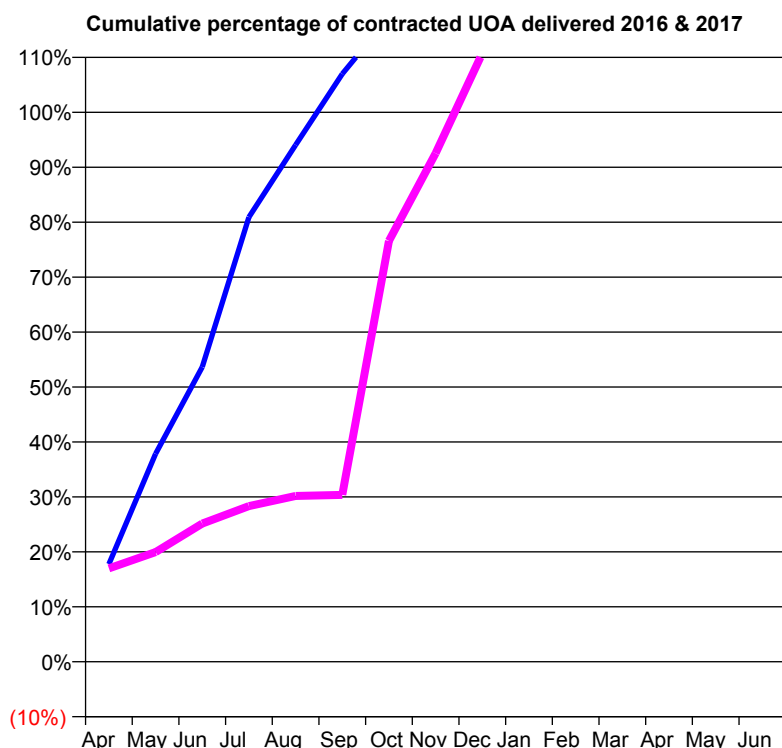
**7A3 - Vital Signs Orthodontic At a Glance Contract Report for 117234/0001 - March 2017**

Name or company name	Cwmtawe Dental Practice Ltd
Contract type name	GDS Contract
Purpose of contract	General and Orthodontic
Contract start date	01/04/2008
Contract end date	

16/17 Contracted general activity (UDA)	11,510
Carry forward general activity (UDA)	0
16/17 Contracted orthodontic activity (UOA)	2,064
Carry forward orthodontic activity (UOA)	0
Baseline contract value	£416,449.07

**ACCESS**

	Contract	England and Wales
24 month ratio of assessments to patient IDs	1.17	1.09

**ACTIVITY**


Month	Adjusted Scheduled Activity (UOA)	
	2016	2017
April	367	351
May	781	412
June	1,107	519
July	1,670	585
August	1,941	623
September	2,208	627
October	2,419	1,581
November	2,855	1,910
December	2,988	2,285
January	2,997	2,578
February	3,283	3,204
March	3,290	3,958
April	3,294	
May	3,294	
June	3,295	

**QUALITY**

	Contract Quantity	Contract Base Number	Contract *	Wales
% of all assessments that were assess and fit appliances (rolling 12 month period)	178	483	36.9%	52.8%
% of all assessments that were assess and refuse (rolling 12 month period)	37	483	7.7%	9.8%
% of all assessments that were assess and review (rolling 12 month period)	268	483	55.5%	37.4%
% of terminated courses where treatment was abandoned or discontinued (rolling 12 month period)	20	272	7.4%	9.9%
% of completed treatments indicating that PAR score was taken (year to date)	2	251	0.8%	42.3%
Rate of removable appliances per 100 fixed appliances - proposed treatment (rolling 12 month period)	33	298	11.07	5.49
Rate of removable appliances per 100 fixed appliances - completed treatment (rolling 12 month period)	111	428	25.93	4.71
% of courses of treatment with removable appliances only - proposed treatment (rolling 12 month period)	0	178	0.0%	1.5%
% of courses of treatment with removable appliances only - completed treatment (rolling 12 month period)	1	252	0.4%	0.8%
% of patients satisfied with the treatment they have received (rolling 12 month period)	1	13	7.7%	21.8%

\* Figures in italics indicate that the base number is less than 100.

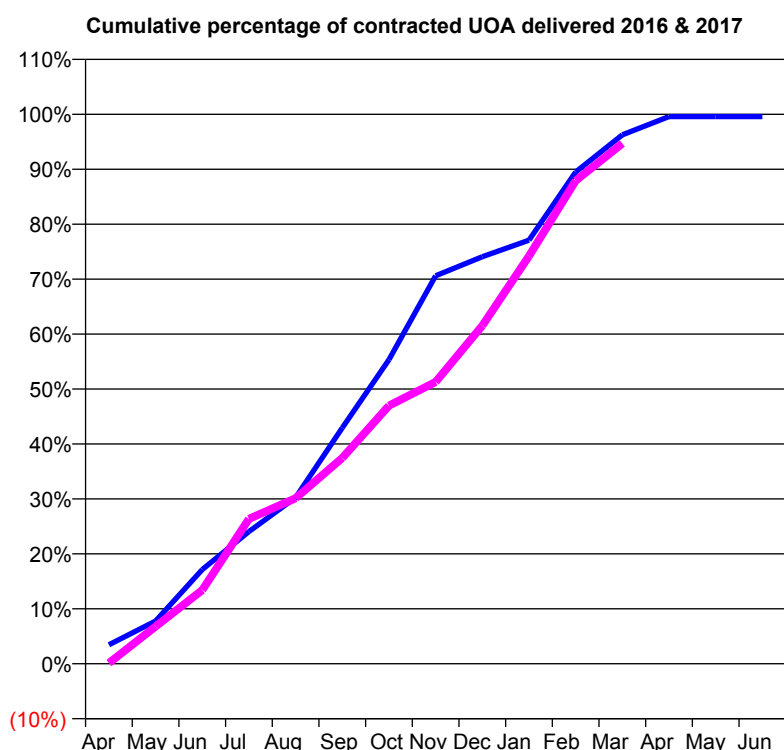
**7A3 - Vital Signs Orthodontic At a Glance Contract Report for 153729/0001 - March 2017**

Name or company name	Dr EV Johnstone, Dr D Ainsworth and Dr J
Contract type name	GDS Contract
Purpose of contract	General and Orthodontic
Contract start date	01/04/2006
Contract end date	

16/17 Contracted general activity (UDA)	9,742
Carry forward general activity (UDA)	51
16/17 Contracted orthodontic activity (UOA)	694
Carry forward orthodontic activity (UOA)	0
Baseline contract value	£426,685.19

**ACCESS**

	Contract	England and Wales
24 month ratio of assessments to patient IDs	1.14	1.09

**ACTIVITY**


Month	Adjusted Scheduled Activity (UOA)	
	2016	2017
April	24	1
May	54	47
June	119	93
July	167	183
August	210	209
September	298	260
October	384	326
November	490	356
December	514	427
January	535	515
February	621	610
March	668	657
April	691	
May	691	
June	691	

**QUALITY**

	Contract Quantity	Contract Base Number	Contract *	Wales
% of all assessments that were assess and fit appliances (rolling 12 month period)	29	98	29.6%	52.8%
% of all assessments that were assess and refuse (rolling 12 month period)	5	98	5.1%	9.8%
% of all assessments that were assess and review (rolling 12 month period)	64	98	65.3%	37.4%
% of terminated courses where treatment was abandoned or discontinued (rolling 12 month period)	0	5	0.0%	9.9%
% of completed treatments indicating that PAR score was taken (year to date)	2	5	40.0%	42.3%
Rate of removable appliances per 100 fixed appliances - proposed treatment (rolling 12 month period)	7	50	14.00	5.49
Rate of removable appliances per 100 fixed appliances - completed treatment (rolling 12 month period)	1	10	10.00	4.71
% of courses of treatment with removable appliances only - proposed treatment (rolling 12 month period)	2	29	6.9%	1.5%
% of courses of treatment with removable appliances only - completed treatment (rolling 12 month period)	0	5	0.0%	0.8%
% of patients satisfied with the treatment they have received (rolling 12 month period)	5	11	45.5%	21.8%

\* Figures in italics indicate that the base number is less than 100.

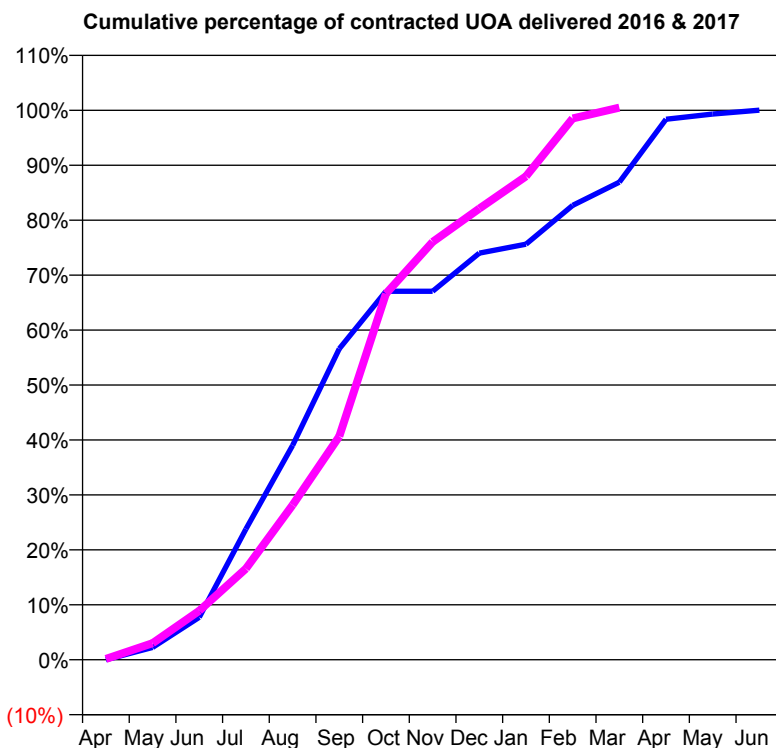
**7A3 - Vital Signs Orthodontic At a Glance Contract Report for 162868/0001 - March 2017**

Name or company name	Neat-Teeth Orthodontics Limited
Contract type name	GDS Contract
Purpose of contract	Orthodontic
Contract start date	01/09/2011
Contract end date	30/11/2021

16/17 Contracted general activity (UDA)	0
Carry forward general activity (UDA)	0
16/17 Contracted orthodontic activity (UOA)	9,014
Carry forward orthodontic activity (UOA)	0
Baseline contract value	£576,147.53

**ACCESS**

	Contract	England and Wales
24 month ratio of assessments to patient IDs	1.04	1.09

**ACTIVITY**


Month	Adjusted Scheduled Activity (UOA)	
	2016	2017
April	0	14
May	203	273
June	697	803
July	2,144	1,496
August	3,516	2,539
September	5,103	3,665
October	6,045	6,005
November	6,045	6,854
December	6,671	7,402
January	6,817	7,930
February	7,453	8,880
March	7,835	9,058
April	8,866	
May	8,952	
June	9,016	

**QUALITY**

	Contract Quantity	Contract Base Number	Contract *	Wales
% of all assessments that were assess and fit appliances (rolling 12 month period)	493	879	56.1%	52.8%
% of all assessments that were assess and refuse (rolling 12 month period)	97	879	11.0%	9.8%
% of all assessments that were assess and review (rolling 12 month period)	289	879	32.9%	37.4%
% of terminated courses where treatment was abandoned or discontinued (rolling 12 month period)	37	311	11.9%	9.9%
% of completed treatments indicating that PAR score was taken (year to date)	202	269	75.1%	42.3%
Rate of removable appliances per 100 fixed appliances - proposed treatment (rolling 12 month period)	10	518	1.93	5.49
Rate of removable appliances per 100 fixed appliances - completed treatment (rolling 12 month period)	0	0	N/A	4.71
% of courses of treatment with removable appliances only - proposed treatment (rolling 12 month period)	0	493	0.0%	1.5%
% of courses of treatment with removable appliances only - completed treatment (rolling 12 month period)	0	274	0.0%	0.8%
% of patients satisfied with the treatment they have received (rolling 12 month period)	13	71	18.3%	21.8%

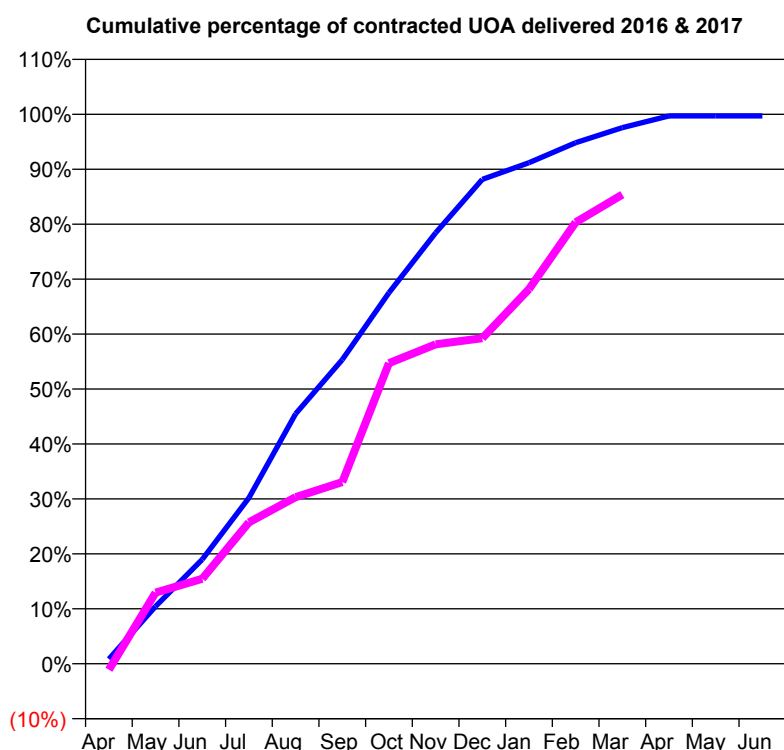
\* Figures in italics indicate that the base number is less than 100.

**7A3 - Vital Signs Orthodontic At a Glance Contract Report for 176710/0005 - March 2017**

Name or company name	Q Dental Care Limited
Contract type name	PDS Contract
Purpose of contract	Orthodontic
Contract start date	01/07/2011
Contract end date	30/11/2021

16/17 Contracted general activity (UDA)	0
Carry forward general activity (UDA)	0
16/17 Contracted orthodontic activity (UOA)	7,823
Carry forward orthodontic activity (UOA)	87
Baseline contract value	£504,861.67

ACCESS	Contract	England and Wales
24 month ratio of assessments to patient IDs	1.01	1.09

**ACTIVITY**


Month	Adjusted Scheduled Activity (UOA)	
	2016	2017
April	68	-87
May	818	1,013
June	1,486	1,210
July	2,363	2,013
August	3,559	2,373
September	4,330	2,587
October	5,282	4,281
November	6,134	4,547
December	6,896	4,635
January	7,134	5,333
February	7,418	6,285
March	7,632	6,680
April	7,800	
May	7,800	
June	7,800	

QUALITY	Contract Quantity	Contract Base Number	Contract *	Wales
% of all assessments that were assess and fit appliances (rolling 12 month period)	323	483	66.9%	52.8%
% of all assessments that were assess and refuse (rolling 12 month period)	66	483	13.7%	9.8%
% of all assessments that were assess and review (rolling 12 month period)	94	483	19.5%	37.4%
% of terminated courses where treatment was abandoned or discontinued (rolling 12 month period)	24	276	8.7%	9.9%
% of completed treatments indicating that PAR score was taken (year to date)	102	252	40.5%	42.3%
Rate of removable appliances per 100 fixed appliances - proposed treatment (rolling 12 month period)	15	628	2.39	5.49
Rate of removable appliances per 100 fixed appliances - completed treatment (rolling 12 month period)	21	494	4.25	4.71
% of courses of treatment with removable appliances only - proposed treatment (rolling 12 month period)	3	323	0.9%	1.5%
% of courses of treatment with removable appliances only - completed treatment (rolling 12 month period)	0	252	0.0%	0.8%
% of patients satisfied with the treatment they have received (rolling 12 month period)	3	21	14.3%	21.8%

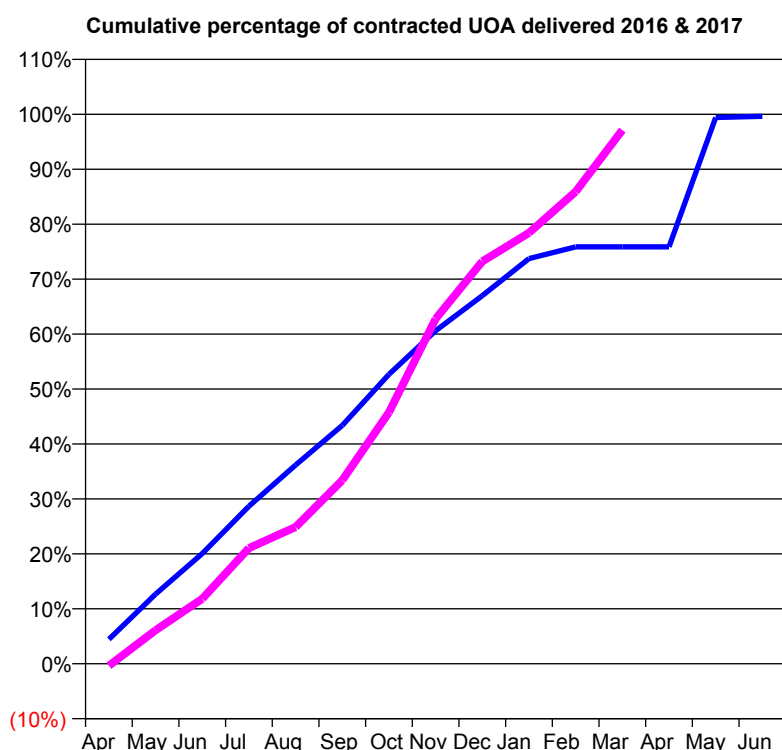
\* Figures in italics indicate that the base number is less than 100.

**7A3 - Vital Signs Orthodontic At a Glance Contract Report for 176710/0006 - March 2017**

Name or company name	Q Dental Care Limited
Contract type name	PDS Contract
Purpose of contract	Orthodontic
Contract start date	01/07/2011
Contract end date	30/11/2021

16/17 Contracted general activity (UDA)	0
Carry forward general activity (UDA)	0
16/17 Contracted orthodontic activity (UOA)	10,822
Carry forward orthodontic activity (UOA)	41
Baseline contract value	£700,691.08

ACCESS	Contract	England and Wales
24 month ratio of assessments to patient IDs	1.06	1.09

**ACTIVITY**


Month	Adjusted Scheduled Activity (UOA)	
	2016	2017
April	481	-41
May	1,373	660
June	2,170	1,280
July	3,103	2,277
August	3,913	2,693
September	4,693	3,614
October	5,700	4,951
November	6,558	6,792
December	7,250	7,924
January	7,980	8,487
February	8,211	9,299
March	8,211	10,510
April	8,211	
May	10,758	
June	10,781	

QUALITY	Contract Quantity	Contract Base Number	Contract *	Wales
% of all assessments that were assess and fit appliances (rolling 12 month period)	604	1,142	52.9%	52.8%
% of all assessments that were assess and refuse (rolling 12 month period)	29	1,142	2.5%	9.8%
% of all assessments that were assess and review (rolling 12 month period)	509	1,142	44.6%	37.4%
% of terminated courses where treatment was abandoned or discontinued (rolling 12 month period)	47	608	7.7%	9.9%
% of completed treatments indicating that PAR score was taken (year to date)	8	561	1.4%	42.3%
Rate of removable appliances per 100 fixed appliances - proposed treatment (rolling 12 month period)	140	1,135	12.33	5.49
Rate of removable appliances per 100 fixed appliances - completed treatment (rolling 12 month period)	33	1,069	3.09	4.71
% of courses of treatment with removable appliances only - proposed treatment (rolling 12 month period)	14	604	2.3%	1.5%
% of courses of treatment with removable appliances only - completed treatment (rolling 12 month period)	3	561	0.5%	0.8%
% of patients satisfied with the treatment they have received (rolling 12 month period)	18	67	26.9%	21.8%

\* Figures in italics indicate that the base number is less than 100.



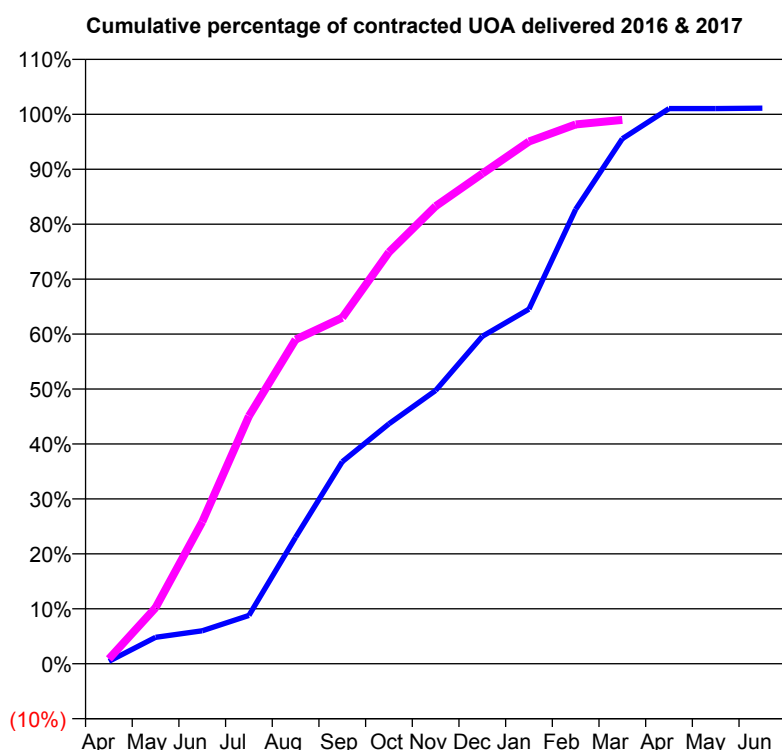
**7A3 - Vital Signs Orthodontic At a Glance Contract Report for 181382/0001 - March 2017**

Name or company name	Cwmdulais Dental Practice
Contract type name	GDS Contract
Purpose of contract	General and Orthodontic
Contract start date	01/01/2014
Contract end date	

16/17 Contracted general activity (UDA)	8,575
Carry forward general activity (UDA)	164
16/17 Contracted orthodontic activity (UOA)	1,351
Carry forward orthodontic activity (UOA)	0
Baseline contract value	£410,899.54

**ACCESS**

	Contract	England and Wales
24 month ratio of assessments to patient IDs	1.07	1.09

**ACTIVITY**


Month	Adjusted Scheduled Activity (UOA)	
	2016	2017
April	6	12
May	65	138
June	81	349
July	119	609
August	311	797
September	497	851
October	590	1,012
November	672	1,125
December	805	1,205
January	872	1,284
February	1,117	1,326
March	1,291	1,337
April	1,365	
May	1,365	
June	1,366	

**QUALITY**

	Contract Quantity	Contract Base Number	Contract *	Wales
% of all assessments that were assess and fit appliances (rolling 12 month period)	61	291	21.0%	52.8%
% of all assessments that were assess and refuse (rolling 12 month period)	37	291	12.7%	9.8%
% of all assessments that were assess and review (rolling 12 month period)	193	291	66.3%	37.4%
% of terminated courses where treatment was abandoned or discontinued (rolling 12 month period)	4	56	7.1%	9.9%
% of completed treatments indicating that PAR score was taken (year to date)	1	48	2.1%	42.3%
Rate of removable appliances per 100 fixed appliances - proposed treatment (rolling 12 month period)	28	119	23.53	5.49
Rate of removable appliances per 100 fixed appliances - completed treatment (rolling 12 month period)	38	100	38.00	4.71
% of courses of treatment with removable appliances only - proposed treatment (rolling 12 month period)	1	61	1.6%	1.5%
% of courses of treatment with removable appliances only - completed treatment (rolling 12 month period)	1	52	1.9%	0.8%
% of patients satisfied with the treatment they have received (rolling 12 month period)	1	11	9.1%	21.8%

\* Figures in italics indicate that the base number is less than 100.

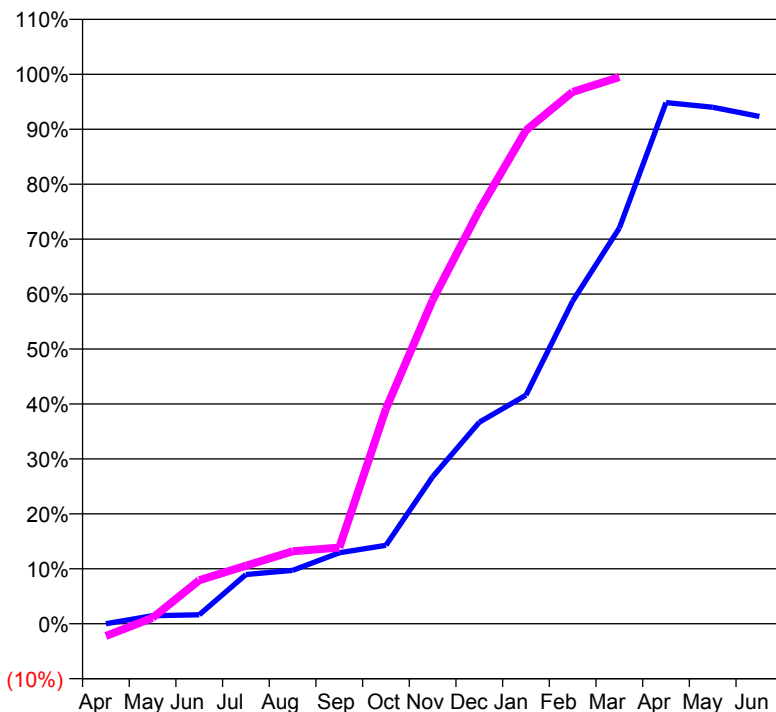
**7A3 - Vital Signs Orthodontic At a Glance Contract Report for 636126/0001 - March 2017**

Name or company name	MR J KNOX
Contract type name	PDS Contract
Purpose of contract	Orthodontic
Contract start date	01/04/2006
Contract end date	30/11/2021

16/17 Contracted general activity (UDA)	0
Carry forward general activity (UDA)	0
16/17 Contracted orthodontic activity (UOA)	2,500
Carry forward orthodontic activity (UOA)	101
Baseline contract value	£160,295.89

**ACCESS**

	Contract	England and Wales
24 month ratio of assessments to patient IDs	1.07	1.09

**ACTIVITY**
**Cumulative percentage of contracted UOA delivered 2016 & 2017**

**Adjusted Scheduled Activity (UOA)**

Month	2016	2017
April	0	-56
May	37	27
June	41	198
July	224	264
August	243	330
September	323	347
October	357	978
November	669	1,473
December	917	1,882
January	1,040	2,245
February	1,468	2,420
March	1,800	2,487
April	2,371	
May	2,350	
June	2,308	

**QUALITY**

	Contract Quantity	Contract Base Number	Contract *	Wales
% of all assessments that were assess and fit appliances (rolling 12 month period)	152	473	32.1%	52.8%
% of all assessments that were assess and refuse (rolling 12 month period)	135	473	28.5%	9.8%
% of all assessments that were assess and review (rolling 12 month period)	186	473	39.3%	37.4%
% of terminated courses where treatment was abandoned or discontinued (rolling 12 month period)	31	133	23.3%	9.9%
% of completed treatments indicating that PAR score was taken (year to date)	70	102	68.6%	42.3%
Rate of removable appliances per 100 fixed appliances - proposed treatment (rolling 12 month period)	1	184	0.54	5.49
Rate of removable appliances per 100 fixed appliances - completed treatment (rolling 12 month period)	0	0	N/A	4.71
% of courses of treatment with removable appliances only - proposed treatment (rolling 12 month period)	0	152	0.0%	1.5%
% of courses of treatment with removable appliances only - completed treatment (rolling 12 month period)	0	102	0.0%	0.8%
% of patients satisfied with the treatment they have received (rolling 12 month period)	5	24	20.8%	21.8%

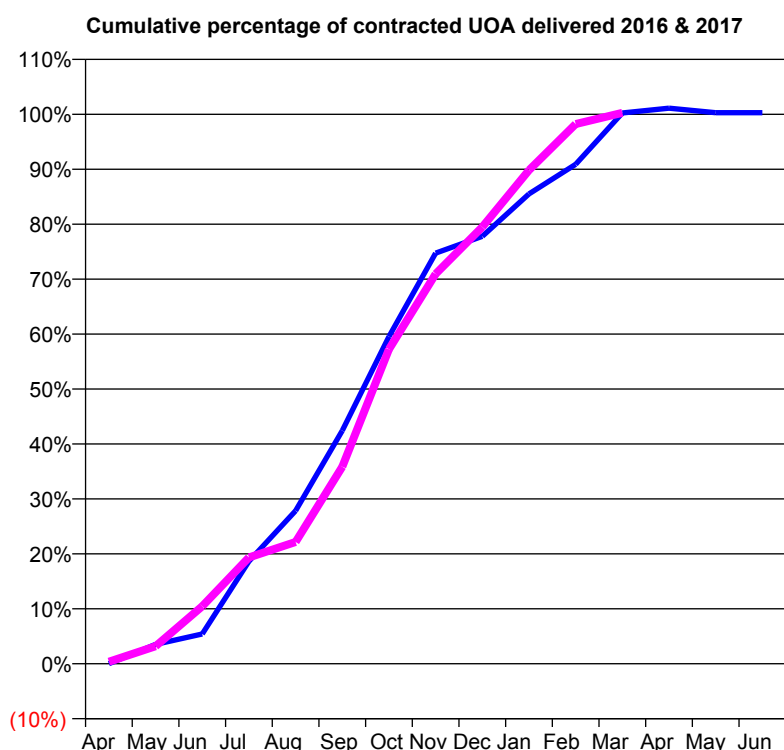
\* Figures in italics indicate that the base number is less than 100.

**7A3 - Vital Signs Orthodontic At a Glance Contract Report for 658472/0001 - March 2017**

Name or company name	MR RR WESTERHOLM
Contract type name	PDS Contract
Purpose of contract	Orthodontic
Contract start date	01/04/2006
Contract end date	30/11/2021

16/17 Contracted general activity (UDA)	0
Carry forward general activity (UDA)	0
16/17 Contracted orthodontic activity (UOA)	5,000
Carry forward orthodontic activity (UOA)	0
Baseline contract value	£319,803.38

ACCESS	Contract	England and Wales
24 month ratio of assessments to patient IDs	1.08	1.09

**ACTIVITY**


Month	Adjusted Scheduled Activity (UOA)	
	2016	2017
April	0	19
May	177	159
June	271	523
July	932	968
August	1,392	1,108
September	2,122	1,793
October	2,977	2,862
November	3,737	3,547
December	3,889	3,974
January	4,275	4,491
February	4,545	4,911
March	5,012	5,013
April	5,056	
May	5,014	
June	5,014	

QUALITY	Contract Quantity	Contract Base Number	Contract *	Wales
% of all assessments that were assess and fit appliances (rolling 12 month period)	227	521	43.6%	52.8%
% of all assessments that were assess and refuse (rolling 12 month period)	65	521	12.5%	9.8%
% of all assessments that were assess and review (rolling 12 month period)	229	521	44.0%	37.4%
% of terminated courses where treatment was abandoned or discontinued (rolling 12 month period)	23	182	12.6%	9.9%
% of completed treatments indicating that PAR score was taken (year to date)	94	159	59.1%	42.3%
Rate of removable appliances per 100 fixed appliances - proposed treatment (rolling 12 month period)	0	331	0.00	5.49
Rate of removable appliances per 100 fixed appliances - completed treatment (rolling 12 month period)	0	2	0.00	4.71
% of courses of treatment with removable appliances only - proposed treatment (rolling 12 month period)	0	227	0.0%	1.5%
% of courses of treatment with removable appliances only - completed treatment (rolling 12 month period)	0	159	0.0%	0.8%
% of patients satisfied with the treatment they have received (rolling 12 month period)	2	16	12.5%	21.8%

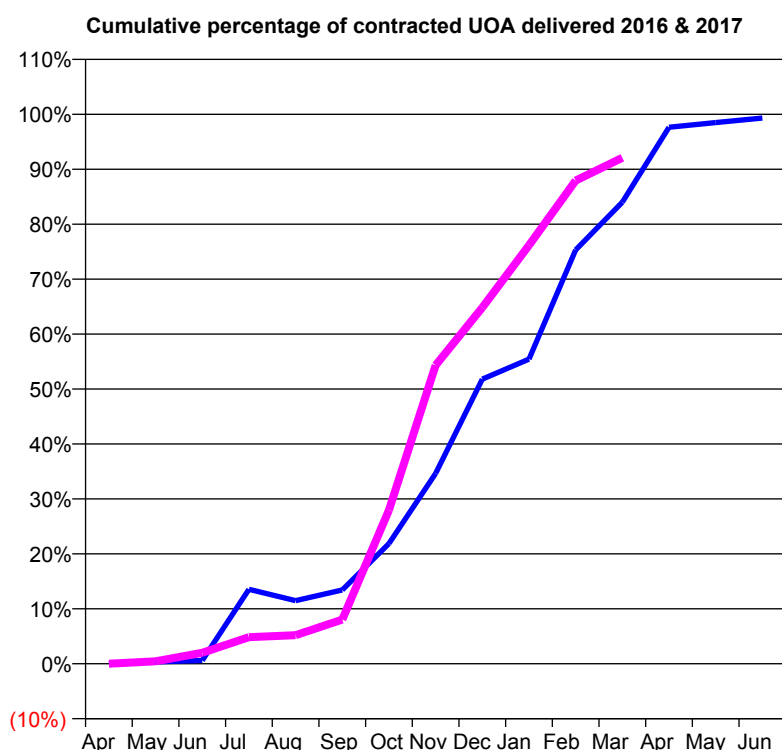
\* Figures in italics indicate that the base number is less than 100.

**7A3 - Vital Signs Orthodontic At a Glance Contract Report for 846473/0001 - March 2017**

Name or company name	MISS CE ECKHARDT
Contract type name	PDS Contract
Purpose of contract	Orthodontic
Contract start date	01/04/2006
Contract end date	30/11/2021

16/17 Contracted general activity (UDA)	0
Carry forward general activity (UDA)	0
16/17 Contracted orthodontic activity (UOA)	2,500
Carry forward orthodontic activity (UOA)	0
Baseline contract value	£160,295.89

ACCESS	Contract	England and Wales
24 month ratio of assessments to patient IDs	1.05	1.09

**ACTIVITY**


Month	Adjusted Scheduled Activity (UOA)	
	2016	2017
April	0	0
May	9	11
June	15	50
July	339	121
August	287	130
September	336	201
October	547	699
November	866	1,358
December	1,295	1,621
January	1,386	1,904
February	1,883	2,198
March	2,100	2,302
April	2,441	
May	2,462	
June	2,483	

QUALITY	Contract Quantity	Contract Base Number	Contract *	Wales
% of all assessments that were assess and fit appliances (rolling 12 month period)	125	301	41.5%	52.8%
% of all assessments that were assess and refuse (rolling 12 month period)	59	301	19.6%	9.8%
% of all assessments that were assess and review (rolling 12 month period)	117	301	38.9%	37.4%
% of terminated courses where treatment was abandoned or discontinued (rolling 12 month period)	14	125	11.2%	9.9%
% of completed treatments indicating that PAR score was taken (year to date)	75	111	67.6%	42.3%
Rate of removable appliances per 100 fixed appliances - proposed treatment (rolling 12 month period)	1	152	0.66	5.49
Rate of removable appliances per 100 fixed appliances - completed treatment (rolling 12 month period)	0	0	N/A	4.71
% of courses of treatment with removable appliances only - proposed treatment (rolling 12 month period)	0	125	0.0%	1.5%
% of courses of treatment with removable appliances only - completed treatment (rolling 12 month period)	0	111	0.0%	0.8%
% of patients satisfied with the treatment they have received (rolling 12 month period)	0	7	0.0%	21.8%

\* Figures in italics indicate that the base number is less than 100.

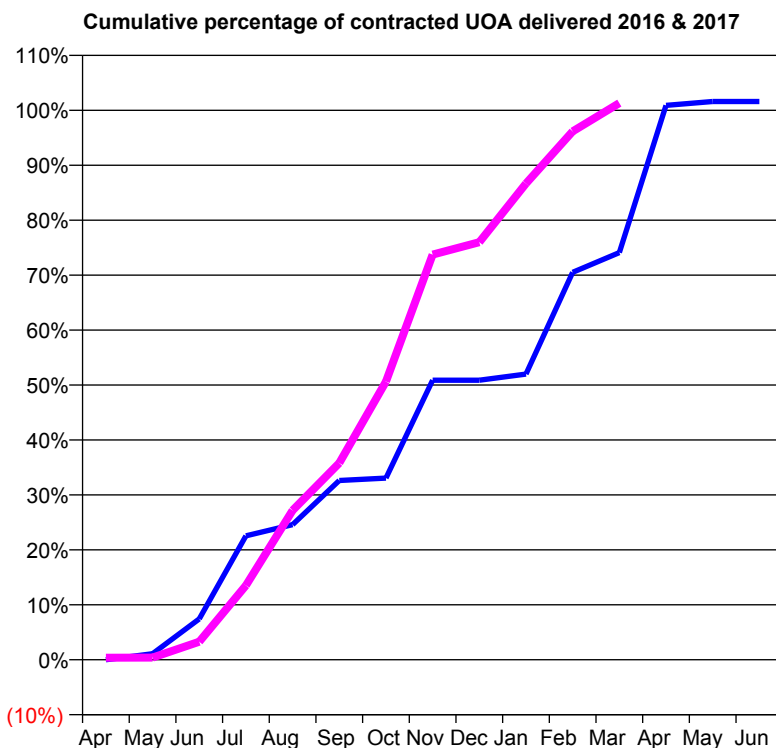
**7A3 - Vital Signs Orthodontic At a Glance Contract Report for 933430/0001 - March 2017**

Name or company name	MRS AJ EGGAR
Contract type name	PDS Contract
Purpose of contract	Orthodontic
Contract start date	01/04/2006
Contract end date	30/11/2021

16/17 Contracted general activity (UDA)	0
Carry forward general activity (UDA)	0
16/17 Contracted orthodontic activity (UOA)	3,000
Carry forward orthodontic activity (UOA)	0
Baseline contract value	£190,333.91

**ACCESS**

	Contract	England and Wales
24 month ratio of assessments to patient IDs	1.05	1.09

**ACTIVITY**


Month	Adjusted Scheduled Activity (UOA)	
	2016	2017
April	0	11
May	33	12
June	223	99
July	677	406
August	738	816
September	979	1,074
October	992	1,519
November	1,526	2,212
December	1,526	2,280
January	1,560	2,600
February	2,115	2,885
March	2,223	3,039
April	3,027	
May	3,048	
June	3,048	

**QUALITY**

	Contract Quantity	Contract Base Number	Contract *	Wales
% of all assessments that were assess and fit appliances (rolling 12 month period)	180	360	50.0%	52.8%
% of all assessments that were assess and refuse (rolling 12 month period)	51	360	14.2%	9.8%
% of all assessments that were assess and review (rolling 12 month period)	129	360	35.8%	37.4%
% of terminated courses where treatment was abandoned or discontinued (rolling 12 month period)	16	130	12.3%	9.9%
% of completed treatments indicating that PAR score was taken (year to date)	57	114	50.0%	42.3%
Rate of removable appliances per 100 fixed appliances - proposed treatment (rolling 12 month period)	0	174	0.00	5.49
Rate of removable appliances per 100 fixed appliances - completed treatment (rolling 12 month period)	0	2	0.00	4.71
% of courses of treatment with removable appliances only - proposed treatment (rolling 12 month period)	0	180	0.0%	1.5%
% of courses of treatment with removable appliances only - completed treatment (rolling 12 month period)	0	114	0.0%	0.8%
% of patients satisfied with the treatment they have received (rolling 12 month period)	2	17	11.8%	21.8%

\* Figures in italics indicate that the base number is less than 100.

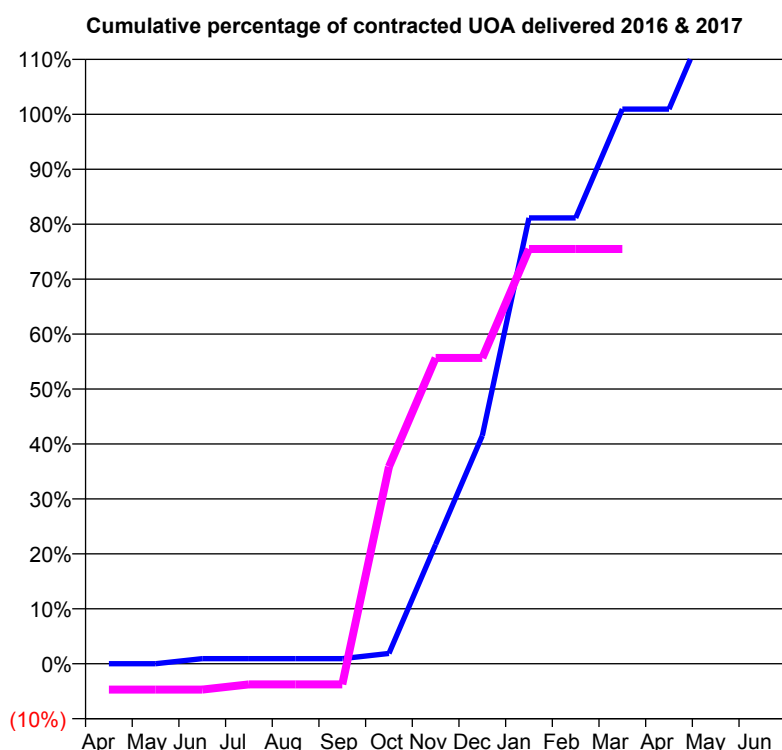
**7A4 - Vital Signs Orthodontic At a Glance Contract Report for 127981/0001 - March 2017**

Name or company name	Blakeridge Limited
Contract type name	GDS Contract
Purpose of contract	General and Orthodontic
Contract start date	01/09/2012
Contract end date	

16/17 Contracted general activity (UDA)	7,839
Carry forward general activity (UDA)	0
16/17 Contracted orthodontic activity (UOA)	106
Carry forward orthodontic activity (UOA)	5
Baseline contract value	£157,823.37

**ACCESS**

	Contract	England and Wales
24 month ratio of assessments to patient IDs	1.00	1.09

**ACTIVITY**


Month	Adjusted Scheduled Activity (UOA)	
	2016	2017
April	0	-5
May	0	-5
June	1	-5
July	1	-4
August	1	-4
September	1	-4
October	2	38
November	23	59
December	44	59
January	86	80
February	86	80
March	107	80
April	107	
May	128	
June	128	

**QUALITY**

	Contract Quantity	Contract Base Number	Contract *	Wales
% of all assessments that were assess and fit appliances (rolling 12 month period)	5	6	83.3%	52.8%
% of all assessments that were assess and refuse (rolling 12 month period)	0	6	0.0%	9.8%
% of all assessments that were assess and review (rolling 12 month period)	1	6	16.7%	37.4%
% of terminated courses where treatment was abandoned or discontinued (rolling 12 month period)	0	0	N/A	9.9%
% of completed treatments indicating that PAR score was taken (year to date)	0	0	N/A	42.3%
Rate of removable appliances per 100 fixed appliances - proposed treatment (rolling 12 month period)	4	10	40.00	5.49
Rate of removable appliances per 100 fixed appliances - completed treatment (rolling 12 month period)	0	0	N/A	4.71
% of courses of treatment with removable appliances only - proposed treatment (rolling 12 month period)	0	5	0.0%	1.5%
% of courses of treatment with removable appliances only - completed treatment (rolling 12 month period)	0	0	N/A	0.8%
% of patients satisfied with the treatment they have received (rolling 12 month period)	1	2	50.0%	21.8%

\* Figures in italics indicate that the base number is less than 100.

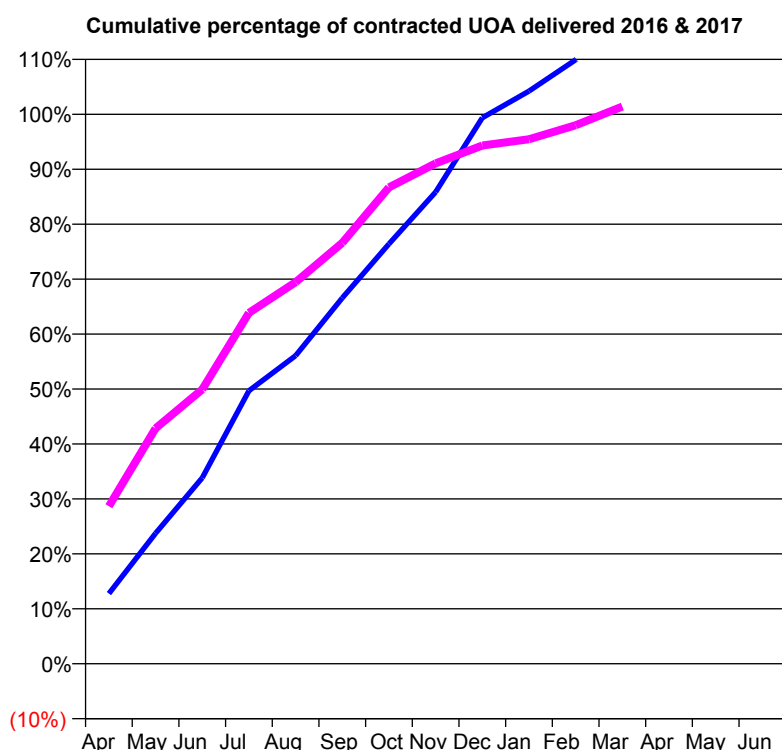
**7A4 - Vital Signs Orthodontic At a Glance Contract Report for 129100/0001 - March 2017**

Name or company name	Sandusky Remills Ltd
Contract type name	PDS Contract
Purpose of contract	Orthodontic
Contract start date	01/09/2012
Contract end date	31/03/2018

16/17 Contracted general activity (UDA)	0
Carry forward general activity (UDA)	0
16/17 Contracted orthodontic activity (UOA)	9,194
Carry forward orthodontic activity (UOA)	-1,667
Baseline contract value	£612,036.98

**ACCESS**

	Contract	England and Wales
24 month ratio of assessments to patient IDs	1.01	1.09

**ACTIVITY**


Month	Adjusted Scheduled Activity (UOA)	
	2016	2017
April	1,175	2,635
May	2,183	3,940
June	3,111	4,590
July	4,568	5,872
August	5,156	6,385
September	6,122	7,043
October	7,025	7,971
November	7,892	8,371
December	9,135	8,672
January	9,582	8,775
February	10,107	9,009
March	10,658	9,322
April	10,861	
May	10,861	
June	10,861	

**QUALITY**

	Contract Quantity	Contract Base Number	Contract *	Wales
% of all assessments that were assess and fit appliances (rolling 12 month period)	365	681	53.6%	52.8%
% of all assessments that were assess and refuse (rolling 12 month period)	200	681	29.4%	9.8%
% of all assessments that were assess and review (rolling 12 month period)	116	681	17.0%	37.4%
% of terminated courses where treatment was abandoned or discontinued (rolling 12 month period)	11	387	2.8%	9.9%
% of completed treatments indicating that PAR score was taken (year to date)	37	376	9.8%	42.3%
Rate of removable appliances per 100 fixed appliances - proposed treatment (rolling 12 month period)	88	712	12.36	5.49
Rate of removable appliances per 100 fixed appliances - completed treatment (rolling 12 month period)	13	0	N/A	4.71
% of courses of treatment with removable appliances only - proposed treatment (rolling 12 month period)	8	365	2.2%	1.5%
% of courses of treatment with removable appliances only - completed treatment (rolling 12 month period)	13	376	3.5%	0.8%
% of patients satisfied with the treatment they have received (rolling 12 month period)	8	42	19.0%	21.8%

\* Figures in italics indicate that the base number is less than 100.

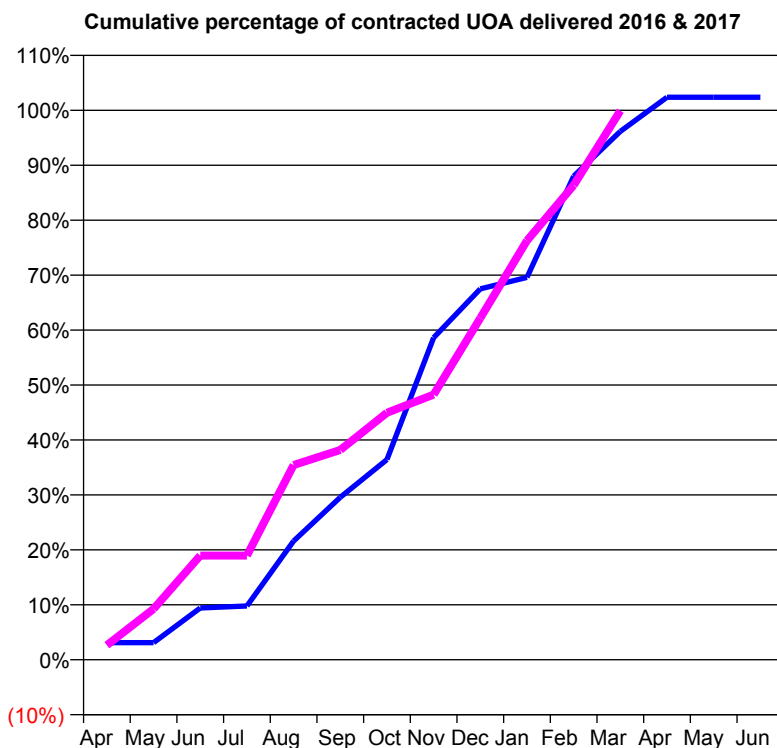
**7A4 - Vital Signs Orthodontic At a Glance Contract Report for 140589/0002 - March 2017**

Name or company name	Cowbridge Dental Care Limited
Contract type name	PDS Contract
Purpose of contract	Orthodontic
Contract start date	01/09/2011
Contract end date	31/03/2018

16/17 Contracted general activity (UDA)	0
Carry forward general activity (UDA)	0
16/17 Contracted orthodontic activity (UOA)	1,092
Carry forward orthodontic activity (UOA)	-26
Baseline contract value	£69,304.82

**ACCESS**

	Contract	England and Wales
24 month ratio of assessments to patient IDs	1.08	1.09

**ACTIVITY**


Month	Adjusted Scheduled Activity (UOA)	
	2016	2017
April	34	29
May	34	101
June	103	207
July	107	207
August	236	387
September	323	417
October	398	491
November	640	527
December	737	679
January	760	833
February	961	943
March	1,050	1,091
April	1,118	
May	1,118	
June	1,118	

**QUALITY**

	Contract Quantity	Contract Base Number	Contract *	Wales
% of all assessments that were assess and fit appliances (rolling 12 month period)	52	131	39.7%	52.8%
% of all assessments that were assess and refuse (rolling 12 month period)	39	131	29.8%	9.8%
% of all assessments that were assess and review (rolling 12 month period)	40	131	30.5%	37.4%
% of terminated courses where treatment was abandoned or discontinued (rolling 12 month period)	5	42	11.9%	9.9%
% of completed treatments indicating that PAR score was taken (year to date)	23	37	62.2%	42.3%
Rate of removable appliances per 100 fixed appliances - proposed treatment (rolling 12 month period)	9	100	9.00	5.49
Rate of removable appliances per 100 fixed appliances - completed treatment (rolling 12 month period)	5	68	7.35	4.71
% of courses of treatment with removable appliances only - proposed treatment (rolling 12 month period)	1	52	1.9%	1.5%
% of courses of treatment with removable appliances only - completed treatment (rolling 12 month period)	2	37	5.4%	0.8%
% of patients satisfied with the treatment they have received (rolling 12 month period)	1	8	12.5%	21.8%

\* Figures in italics indicate that the base number is less than 100.

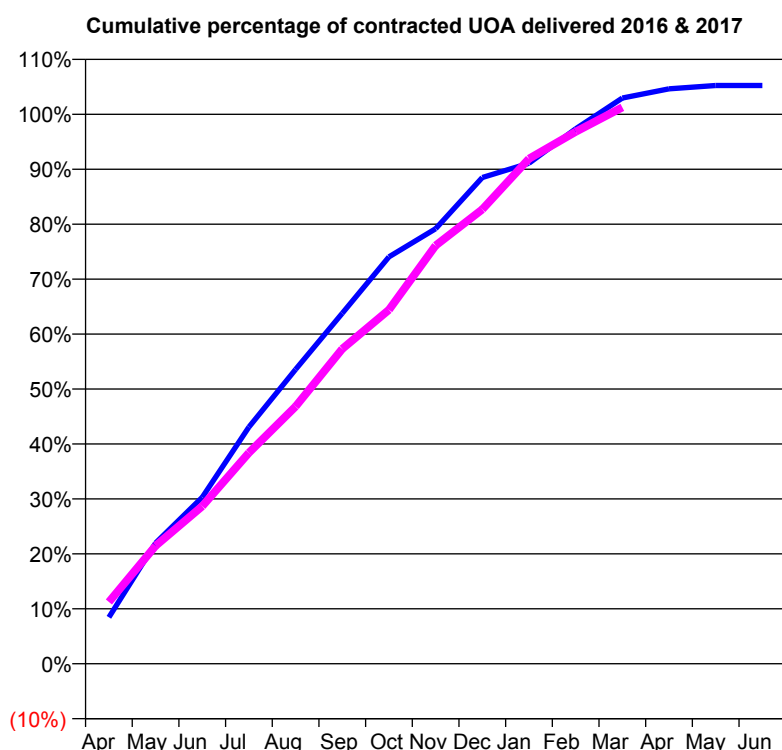


**7A4 - Vital Signs Orthodontic At a Glance Contract Report for 166332/0001 - March 2017**

Name or company name	Cathedral Orthodontics Ltd
Contract type name	PDS Contract
Purpose of contract	Orthodontic
Contract start date	01/11/2010
Contract end date	31/03/2018

16/17 Contracted general activity (UDA)	0
Carry forward general activity (UDA)	0
16/17 Contracted orthodontic activity (UOA)	21,553
Carry forward orthodontic activity (UOA)	-1,078
Baseline contract value	£1,433,909.13

ACCESS	Contract	England and Wales
24 month ratio of assessments to patient IDs	1.11	1.09

**ACTIVITY**


Month	Adjusted Scheduled Activity (UOA)	
	2016	2017
April	1,822	2,424
May	4,735	4,625
June	6,529	6,177
July	9,285	8,275
August	11,547	10,091
September	13,746	12,352
October	15,958	13,884
November	17,064	16,406
December	19,072	17,822
January	19,630	19,810
February	20,981	20,867
March	22,190	21,821
April	22,550	
May	22,681	
June	22,681	

QUALITY	Contract Quantity	Contract Base Number	Contract *	Wales
% of all assessments that were assess and fit appliances (rolling 12 month period)	1,042	1,729	60.3%	52.8%
% of all assessments that were assess and refuse (rolling 12 month period)	203	1,729	11.7%	9.8%
% of all assessments that were assess and review (rolling 12 month period)	484	1,729	28.0%	37.4%
% of terminated courses where treatment was abandoned or discontinued (rolling 12 month period)	98	925	10.6%	9.9%
% of completed treatments indicating that PAR score was taken (year to date)	514	824	62.4%	42.3%
Rate of removable appliances per 100 fixed appliances - proposed treatment (rolling 12 month period)	75	1,770	4.24	5.49
Rate of removable appliances per 100 fixed appliances - completed treatment (rolling 12 month period)	65	1,591	4.09	4.71
% of courses of treatment with removable appliances only - proposed treatment (rolling 12 month period)	25	1,042	2.4%	1.5%
% of courses of treatment with removable appliances only - completed treatment (rolling 12 month period)	4	827	0.5%	0.8%
% of patients satisfied with the treatment they have received (rolling 12 month period)	28	135	20.7%	21.8%

\* Figures in italics indicate that the base number is less than 100.

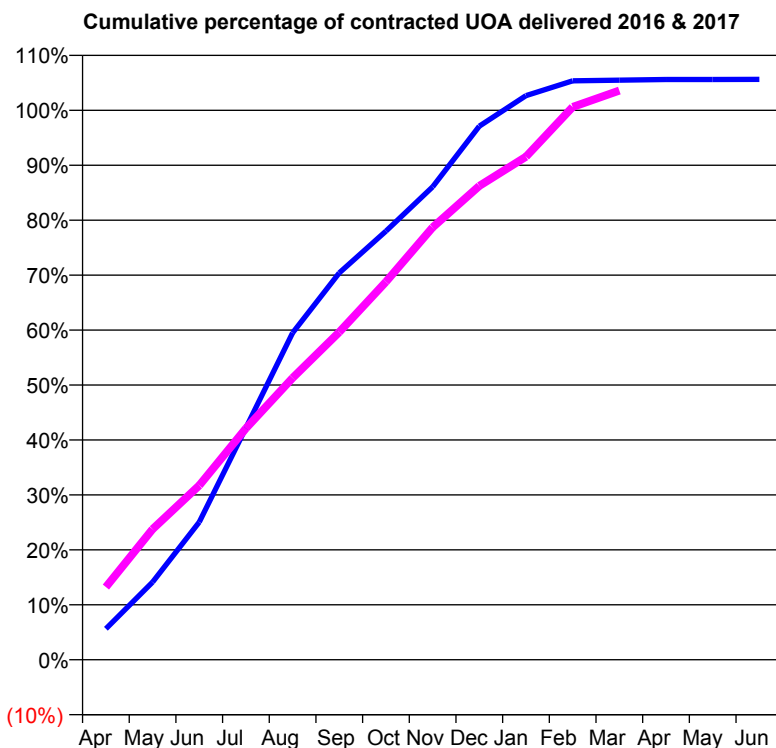
**7A4 - Vital Signs Orthodontic At a Glance Contract Report for 176710/0004 - March 2017**

Name or company name	Q Dental Care Limited
Contract type name	PDS Contract
Purpose of contract	Orthodontic
Contract start date	01/04/2011
Contract end date	31/03/2018

16/17 Contracted general activity (UDA)	0
Carry forward general activity (UDA)	0
16/17 Contracted orthodontic activity (UOA)	18,178
Carry forward orthodontic activity (UOA)	-909
Baseline contract value	£1,211,595.37

**ACCESS**

	Contract	England and Wales
24 month ratio of assessments to patient IDs	1.03	1.09

**ACTIVITY**


Month	Adjusted Scheduled Activity (UOA)	
	2016	2017
April	1,024	2,408
May	2,571	4,319
June	4,553	5,767
July	7,672	7,655
August	10,812	9,322
September	12,799	10,842
October	14,182	12,505
November	15,643	14,302
December	17,652	15,674
January	18,660	16,640
February	19,151	18,285
March	19,172	18,830
April	19,197	
May	19,197	
June	19,198	

**QUALITY**

	Contract Quantity	Contract Base Number	Contract *	Wales
% of all assessments that were assess and fit appliances (rolling 12 month period)	847	1,304	65.0%	52.8%
% of all assessments that were assess and refuse (rolling 12 month period)	102	1,304	7.8%	9.8%
% of all assessments that were assess and review (rolling 12 month period)	355	1,304	27.2%	37.4%
% of terminated courses where treatment was abandoned or discontinued (rolling 12 month period)	28	900	3.1%	9.9%
% of completed treatments indicating that PAR score was taken (year to date)	215	872	24.7%	42.3%
Rate of removable appliances per 100 fixed appliances - proposed treatment (rolling 12 month period)	33	1,620	2.04	5.49
Rate of removable appliances per 100 fixed appliances - completed treatment (rolling 12 month period)	23	1,683	1.37	4.71
% of courses of treatment with removable appliances only - proposed treatment (rolling 12 month period)	26	847	3.1%	1.5%
% of courses of treatment with removable appliances only - completed treatment (rolling 12 month period)	17	872	1.9%	0.8%
% of patients satisfied with the treatment they have received (rolling 12 month period)	22	58	37.9%	21.8%

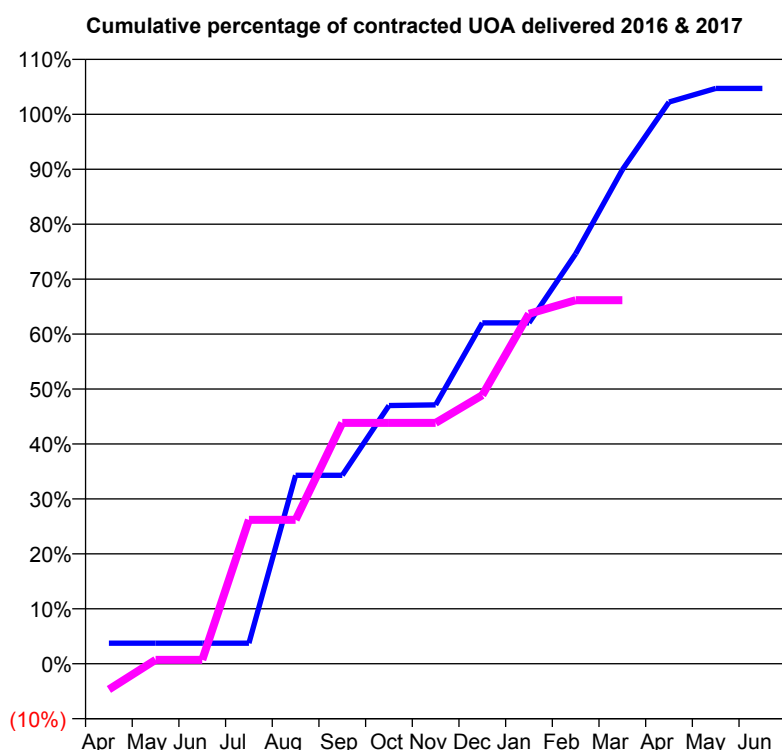
\* Figures in italics indicate that the base number is less than 100.

**7A4 - Vital Signs Orthodontic At a Glance Contract Report for 190195/0017 - March 2017**

Name or company name	Xeon Smiles UK Ltd
Contract type name	GDS Contract
Purpose of contract	General and Orthodontic
Contract start date	01/04/2012
Contract end date	

16/17 Contracted general activity (UDA)	31,000
Carry forward general activity (UDA)	0
16/17 Contracted orthodontic activity (UOA)	851
Carry forward orthodontic activity (UOA)	40
Baseline contract value	£796,488.53

ACCESS	Contract	England and Wales
24 month ratio of assessments to patient IDs	1.11	1.09

**ACTIVITY**


Month	Adjusted Scheduled Activity (UOA)	
	2016	2017
April	32	-40
May	32	6
June	32	6
July	32	223
August	292	223
September	292	373
October	400	373
November	401	373
December	528	416
January	528	542
February	635	563
March	765	563
April	870	
May	891	
June	891	

QUALITY	Contract Quantity	Contract Base Number	Contract *	Wales
% of all assessments that were assess and fit appliances (rolling 12 month period)	35	46	76.1%	52.8%
% of all assessments that were assess and refuse (rolling 12 month period)	4	46	8.7%	9.8%
% of all assessments that were assess and review (rolling 12 month period)	7	46	15.2%	37.4%
% of terminated courses where treatment was abandoned or discontinued (rolling 12 month period)	0	10	0.0%	9.9%
% of completed treatments indicating that PAR score was taken (year to date)	10	10	100.0%	42.3%
Rate of removable appliances per 100 fixed appliances - proposed treatment (rolling 12 month period)	2	55	3.64	5.49
Rate of removable appliances per 100 fixed appliances - completed treatment (rolling 12 month period)	0	0	N/A	4.71
% of courses of treatment with removable appliances only - proposed treatment (rolling 12 month period)	2	35	5.7%	1.5%
% of courses of treatment with removable appliances only - completed treatment (rolling 12 month period)	0	10	0.0%	0.8%
% of patients satisfied with the treatment they have received (rolling 12 month period)	1	5	20.0%	21.8%

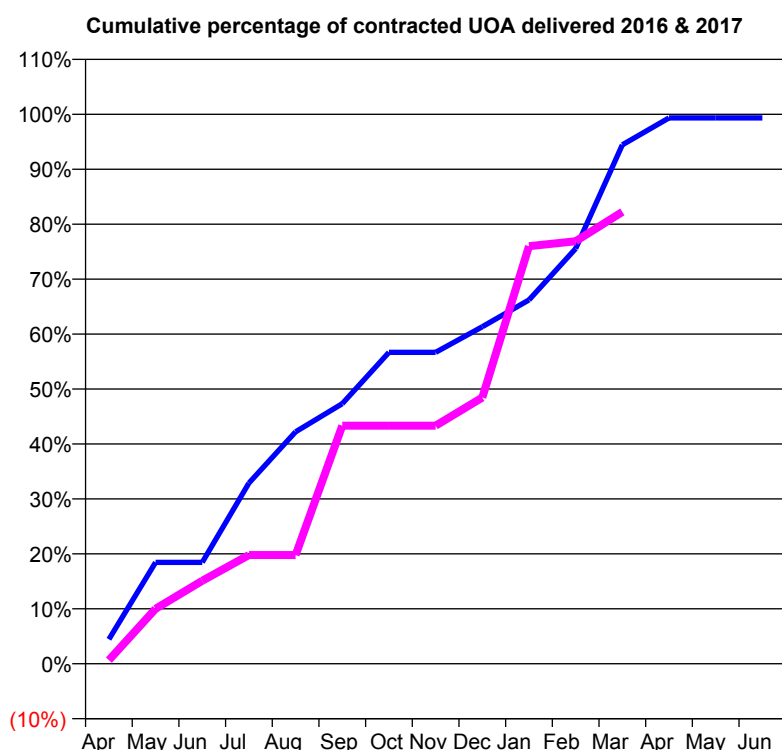
\* Figures in italics indicate that the base number is less than 100.

**7A4 - Vital Signs Orthodontic At a Glance Contract Report for 190225/0001 - March 2017**

Name or company name	Bay House Dental Practice Ltd
Contract type name	GDS Contract
Purpose of contract	General and Orthodontic
Contract start date	01/04/2011
Contract end date	

16/17 Contracted general activity (UDA)	2,544
Carry forward general activity (UDA)	-54
16/17 Contracted orthodontic activity (UOA)	450
Carry forward orthodontic activity (UOA)	-3
Baseline contract value	£102,347.60

ACCESS	Contract	England and Wales
24 month ratio of assessments to patient IDs	1.04	1.09

**ACTIVITY**


Month	Adjusted Scheduled Activity (UOA)	
	2016	2017
April	20	3
May	83	45
June	83	68
July	148	89
August	190	89
September	213	195
October	255	195
November	255	195
December	276	218
January	298	342
February	340	346
March	425	370
April	447	
May	447	
June	447	

QUALITY	Contract Quantity	Contract Base Number	Contract *	Wales
% of all assessments that were assess and fit appliances (rolling 12 month period)	17	49	34.7%	52.8%
% of all assessments that were assess and refuse (rolling 12 month period)	11	49	22.4%	9.8%
% of all assessments that were assess and review (rolling 12 month period)	21	49	42.9%	37.4%
% of terminated courses where treatment was abandoned or discontinued (rolling 12 month period)	0	2	0.0%	9.9%
% of completed treatments indicating that PAR score was taken (year to date)	1	2	50.0%	42.3%
Rate of removable appliances per 100 fixed appliances - proposed treatment (rolling 12 month period)	0	33	0.00	5.49
Rate of removable appliances per 100 fixed appliances - completed treatment (rolling 12 month period)	1	4	25.00	4.71
% of courses of treatment with removable appliances only - proposed treatment (rolling 12 month period)	0	17	0.0%	1.5%
% of courses of treatment with removable appliances only - completed treatment (rolling 12 month period)	0	2	0.0%	0.8%
% of patients satisfied with the treatment they have received (rolling 12 month period)	1	4	25.0%	21.8%

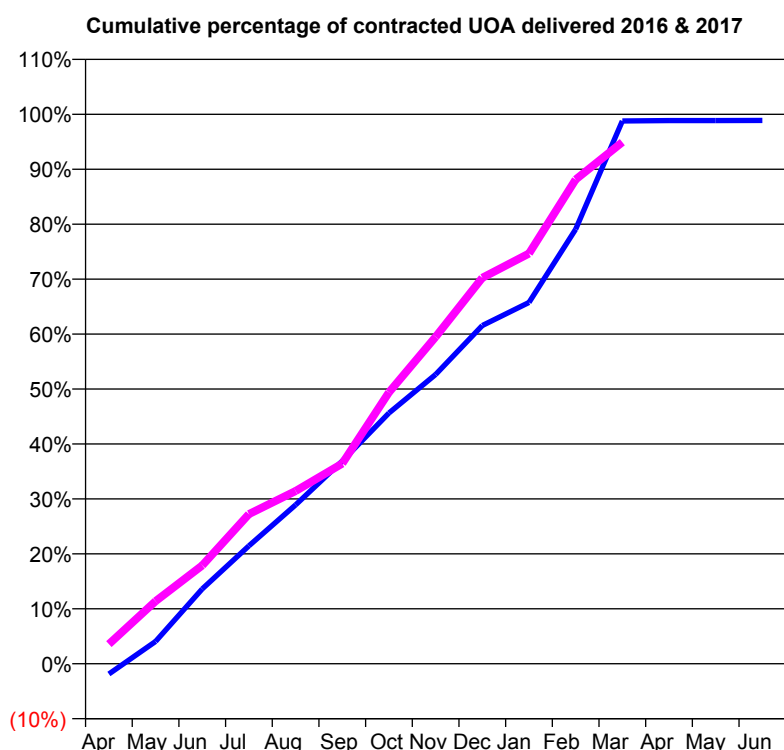
\* Figures in italics indicate that the base number is less than 100.

**7A4 - Vital Signs Orthodontic At a Glance Contract Report for 190500/0001 - March 2017**

Name or company name	Ffynnon Aur Limited
Contract type name	PDS Contract
Purpose of contract	Orthodontic
Contract start date	01/09/2012
Contract end date	31/03/2018

16/17 Contracted general activity (UDA)	0
Carry forward general activity (UDA)	0
16/17 Contracted orthodontic activity (UOA)	8,249
Carry forward orthodontic activity (UOA)	93
Baseline contract value	£549,069.64

ACCESS	Contract	England and Wales
24 month ratio of assessments to patient IDs	1.04	1.09

**ACTIVITY**


Month	Adjusted Scheduled Activity (UOA)	
	2016	2017
April	-156	295
May	335	940
June	1,123	1,477
July	1,771	2,246
August	2,386	2,594
September	3,043	3,005
October	3,765	4,074
November	4,343	4,908
December	5,078	5,795
January	5,423	6,159
February	6,523	7,269
March	8,148	7,829
April	8,155	
May	8,155	
June	8,156	

QUALITY	Contract Quantity	Contract Base Number	Contract *	Wales
% of all assessments that were assess and fit appliances (rolling 12 month period)	370	530	69.8%	52.8%
% of all assessments that were assess and refuse (rolling 12 month period)	45	530	8.5%	9.8%
% of all assessments that were assess and review (rolling 12 month period)	115	530	21.7%	37.4%
% of terminated courses where treatment was abandoned or discontinued (rolling 12 month period)	13	266	4.9%	9.9%
% of completed treatments indicating that PAR score was taken (year to date)	41	253	16.2%	42.3%
Rate of removable appliances per 100 fixed appliances - proposed treatment (rolling 12 month period)	162	726	22.31	5.49
Rate of removable appliances per 100 fixed appliances - completed treatment (rolling 12 month period)	0	6	0.00	4.71
% of courses of treatment with removable appliances only - proposed treatment (rolling 12 month period)	2	370	0.5%	1.5%
% of courses of treatment with removable appliances only - completed treatment (rolling 12 month period)	0	253	0.0%	0.8%
% of patients satisfied with the treatment they have received (rolling 12 month period)	12	55	21.8%	21.8%

\* Figures in italics indicate that the base number is less than 100.

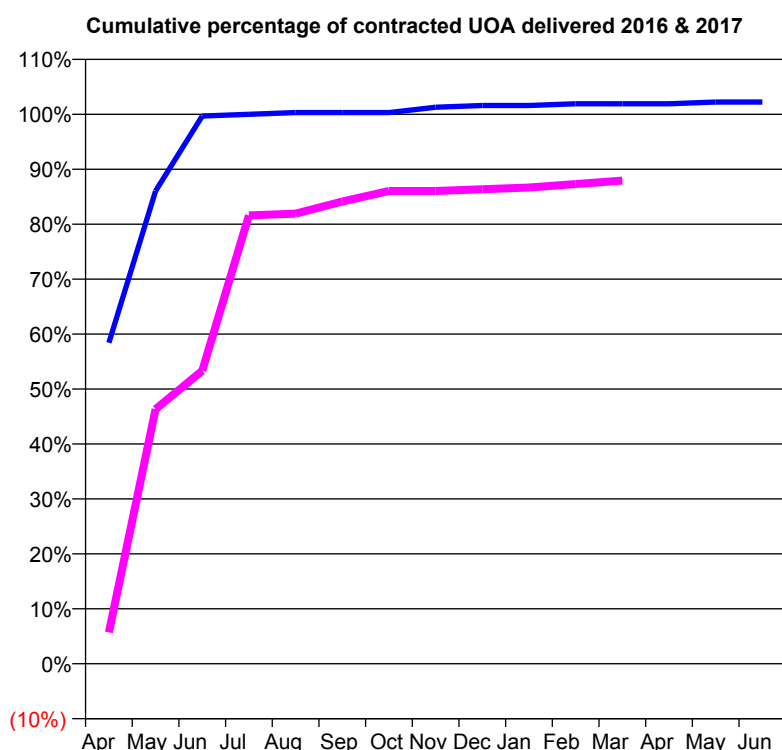
**7A4 - Vital Signs Orthodontic At a Glance Contract Report for 840580/0001 - March 2017**

Name or company name	MR OB JOYNSON
Contract type name	GDS Contract
Purpose of contract	General and Orthodontic
Contract start date	01/04/2006
Contract end date	

16/17 Contracted general activity (UDA)	28,724
Carry forward general activity (UDA)	113
16/17 Contracted orthodontic activity (UOA)	315
Carry forward orthodontic activity (UOA)	7
Baseline contract value	£648,265.03

**ACCESS**

	Contract	England and Wales
24 month ratio of assessments to patient IDs	1.07	1.09

**ACTIVITY**


Month	Adjusted Scheduled Activity (UOA)	
	2016	2017
April	184	18
May	271	146
June	314	168
July	315	257
August	316	258
September	316	265
October	316	271
November	319	271
December	320	272
January	320	273
February	321	275
March	321	277
April	321	
May	322	
June	322	

**QUALITY**

	Contract Quantity	Contract Base Number	Contract *	Wales
% of all assessments that were assess and fit appliances (rolling 12 month period)	15	36	41.7%	52.8%
% of all assessments that were assess and refuse (rolling 12 month period)	4	36	11.1%	9.8%
% of all assessments that were assess and review (rolling 12 month period)	17	36	47.2%	37.4%
% of terminated courses where treatment was abandoned or discontinued (rolling 12 month period)	3	19	15.8%	9.9%
% of completed treatments indicating that PAR score was taken (year to date)	13	16	81.3%	42.3%
Rate of removable appliances per 100 fixed appliances - proposed treatment (rolling 12 month period)	0	0	N/A	5.49
Rate of removable appliances per 100 fixed appliances - completed treatment (rolling 12 month period)	15	26	57.69	4.71
% of courses of treatment with removable appliances only - proposed treatment (rolling 12 month period)	0	15	0.0%	1.5%
% of courses of treatment with removable appliances only - completed treatment (rolling 12 month period)	3	16	18.8%	0.8%
% of patients satisfied with the treatment they have received (rolling 12 month period)	1	2	50.0%	21.8%

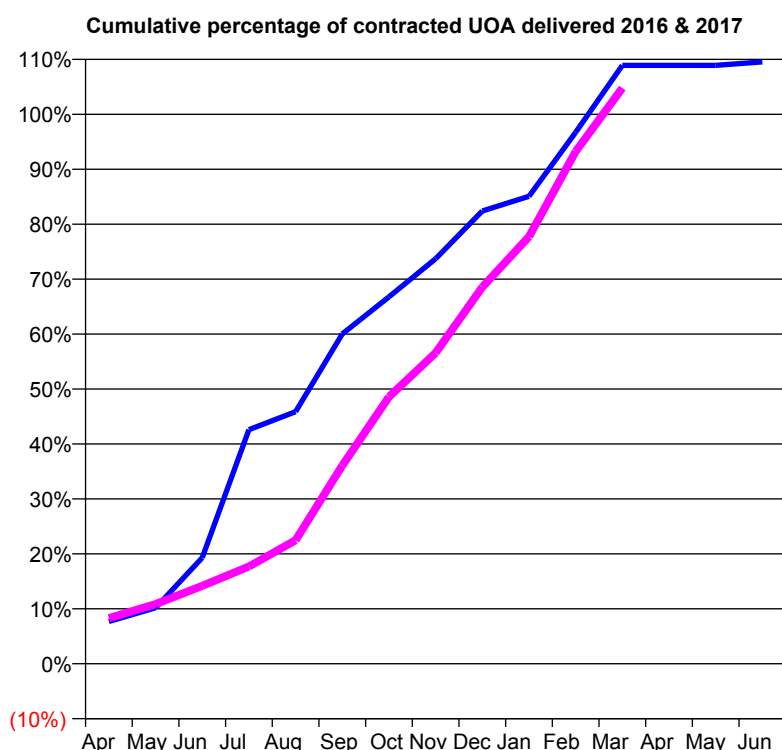
\* Figures in italics indicate that the base number is less than 100.

**7A4 - Vital Signs Orthodontic At a Glance Contract Report for 927791/0001 - March 2017**

Name or company name	MRS JL ROY
Contract type name	PDS Contract
Purpose of contract	Orthodontic
Contract start date	01/04/2006
Contract end date	31/03/2018

16/17 Contracted general activity (UDA)	0
Carry forward general activity (UDA)	0
16/17 Contracted orthodontic activity (UOA)	3,310
Carry forward orthodontic activity (UOA)	-166
Baseline contract value	£220,343.09

ACCESS	Contract	England and Wales
24 month ratio of assessments to patient IDs	1.03	1.09

**ACTIVITY**


Month	Adjusted Scheduled Activity (UOA)	
	2016	2017
April	255	275
May	337	360
June	639	470
July	1,410	586
August	1,519	744
September	1,987	1,194
October	2,210	1,607
November	2,440	1,872
December	2,728	2,269
January	2,815	2,572
February	3,201	3,086
March	3,604	3,468
April	3,604	
May	3,604	
June	3,625	

QUALITY	Contract Quantity	Contract Base Number	Contract *	Wales
% of all assessments that were assess and fit appliances (rolling 12 month period)	154	256	60.2%	52.8%
% of all assessments that were assess and refuse (rolling 12 month period)	43	256	16.8%	9.8%
% of all assessments that were assess and review (rolling 12 month period)	59	256	23.0%	37.4%
% of terminated courses where treatment was abandoned or discontinued (rolling 12 month period)	5	109	4.6%	9.9%
% of completed treatments indicating that PAR score was taken (year to date)	19	104	18.3%	42.3%
Rate of removable appliances per 100 fixed appliances - proposed treatment (rolling 12 month period)	39	306	12.75	5.49
Rate of removable appliances per 100 fixed appliances - completed treatment (rolling 12 month period)	0	1	0.00	4.71
% of courses of treatment with removable appliances only - proposed treatment (rolling 12 month period)	0	154	0.0%	1.5%
% of courses of treatment with removable appliances only - completed treatment (rolling 12 month period)	0	104	0.0%	0.8%
% of patients satisfied with the treatment they have received (rolling 12 month period)	3	27	11.1%	21.8%

\* Figures in italics indicate that the base number is less than 100.

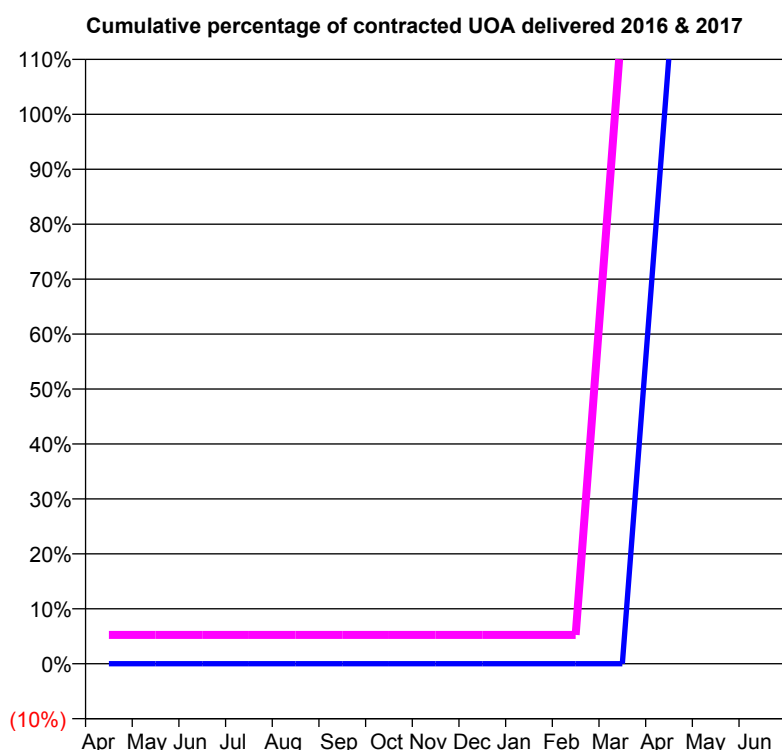
**7A5 - Vital Signs Orthodontic At a Glance Contract Report for 102660/0001 - March 2017**

Name or company name	Brilliant Dental Care
Contract type name	GDS Contract
Purpose of contract	General and Orthodontic
Contract start date	01/06/2014
Contract end date	

16/17 Contracted general activity (UDA)	4,200
Carry forward general activity (UDA)	-171
16/17 Contracted orthodontic activity (UOA)	57
Carry forward orthodontic activity (UOA)	-3
Baseline contract value	£103,663.18

**ACCESS**

	Contract	England and Wales
24 month ratio of assessments to patient IDs	1.00	1.09

**ACTIVITY**


Month	Adjusted Scheduled Activity (UOA)	
	2016	2017
April	0	3
May	0	3
June	0	3
July	0	3
August	0	3
September	0	3
October	0	3
November	0	3
December	0	3
January	0	3
February	0	3
March	0	67
April	63	
May	63	
June	63	

**QUALITY**

	Contract Quantity	Contract Base Number	Contract *	Wales
% of all assessments that were assess and fit appliances (rolling 12 month period)	6	7	85.7%	52.8%
% of all assessments that were assess and refuse (rolling 12 month period)	0	7	0.0%	9.8%
% of all assessments that were assess and review (rolling 12 month period)	1	7	14.3%	37.4%
% of terminated courses where treatment was abandoned or discontinued (rolling 12 month period)	0	3	0.0%	9.9%
% of completed treatments indicating that PAR score was taken (year to date)	0	3	0.0%	42.3%
Rate of removable appliances per 100 fixed appliances - proposed treatment (rolling 12 month period)	2	11	18.18	5.49
Rate of removable appliances per 100 fixed appliances - completed treatment (rolling 12 month period)	0	6	0.00	4.71
% of courses of treatment with removable appliances only - proposed treatment (rolling 12 month period)	0	6	0.0%	1.5%
% of courses of treatment with removable appliances only - completed treatment (rolling 12 month period)	0	3	0.0%	0.8%
% of patients satisfied with the treatment they have received (rolling 12 month period)	0	3	0.0%	21.8%

\* Figures in italics indicate that the base number is less than 100.



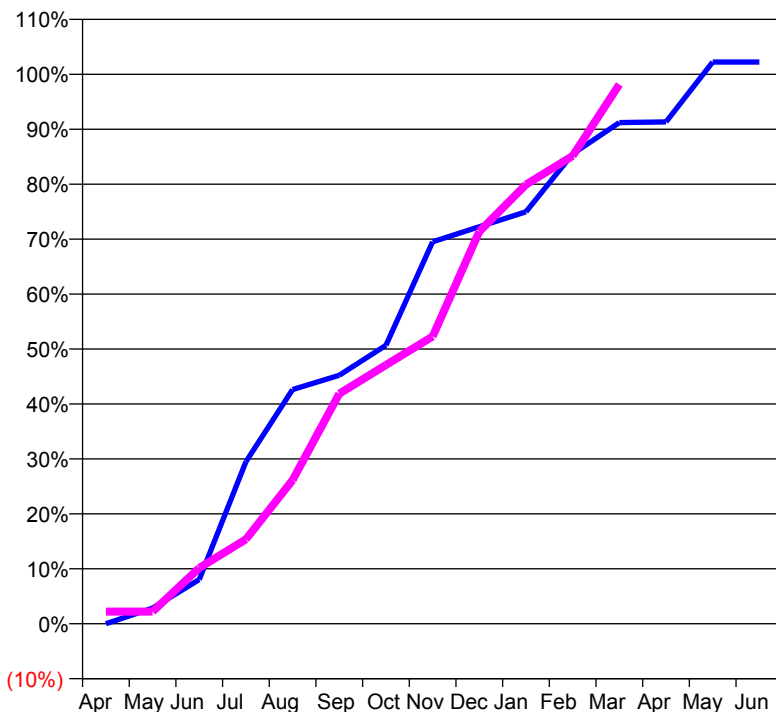
**7A5 - Vital Signs Orthodontic At a Glance Contract Report for 171727/0001 - March 2017**

Name or company name	Northrose Ltd
Contract type name	PDS Contract
Purpose of contract	Orthodontic
Contract start date	01/04/2014
Contract end date	31/03/2019

16/17 Contracted general activity (UDA)	0
Carry forward general activity (UDA)	0
16/17 Contracted orthodontic activity (UOA)	807
Carry forward orthodontic activity (UOA)	-18
Baseline contract value	£52,484.27

**ACCESS**

	Contract	England and Wales
24 month ratio of assessments to patient IDs	1.06	1.09

**ACTIVITY**
**Cumulative percentage of contracted UOA delivered 2016 & 2017**

**Adjusted Scheduled Activity (UOA)**

Month	2016	2017
April	0	18
May	23	18
June	65	82
July	238	124
August	344	211
September	365	338
October	409	380
November	561	422
December	583	576
January	605	645
February	690	687
March	736	792
April	737	
May	825	
June	825	

**QUALITY**

	Contract Quantity	Contract Base Number	Contract *	Wales
% of all assessments that were assess and fit appliances (rolling 12 month period)	45	57	78.9%	52.8%
% of all assessments that were assess and refuse (rolling 12 month period)	0	57	0.0%	9.8%
% of all assessments that were assess and review (rolling 12 month period)	12	57	21.1%	37.4%
% of terminated courses where treatment was abandoned or discontinued (rolling 12 month period)	0	22	0.0%	9.9%
% of completed treatments indicating that PAR score was taken (year to date)	22	22	100.0%	42.3%
Rate of removable appliances per 100 fixed appliances - proposed treatment (rolling 12 month period)	10	76	13.16	5.49
Rate of removable appliances per 100 fixed appliances - completed treatment (rolling 12 month period)	4	41	9.76	4.71
% of courses of treatment with removable appliances only - proposed treatment (rolling 12 month period)	2	45	4.4%	1.5%
% of courses of treatment with removable appliances only - completed treatment (rolling 12 month period)	1	22	4.5%	0.8%
% of patients satisfied with the treatment they have received (rolling 12 month period)	0	7	0.0%	21.8%

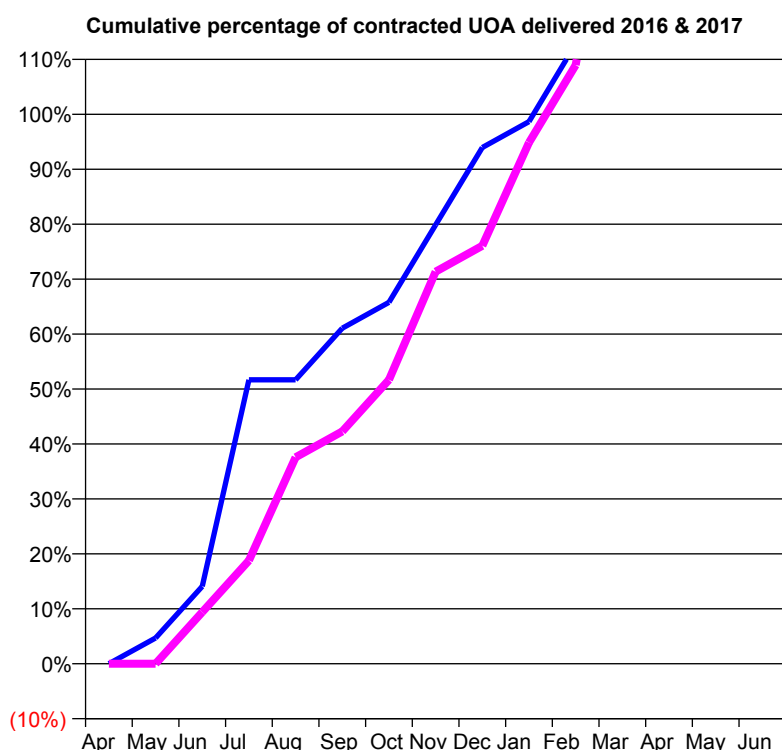
\* Figures in italics indicate that the base number is less than 100.

**7A5 - Vital Signs Orthodontic At a Glance Contract Report for 324035/0001 - March 2017**

Name or company name	MR PS JOHN
Contract type name	GDS Contract
Purpose of contract	General and Orthodontic
Contract start date	01/04/2006
Contract end date	

16/17 Contracted general activity (UDA)	15,844
Carry forward general activity (UDA)	-184
16/17 Contracted orthodontic activity (UOA)	447
Carry forward orthodontic activity (UOA)	0
Baseline contract value	£377,321.60

ACCESS	Contract	England and Wales
24 month ratio of assessments to patient IDs	1.00	1.09

**ACTIVITY**


Month	Adjusted Scheduled Activity (UOA)	
	2016	2017
April	0	0
May	21	0
June	63	42
July	231	84
August	231	168
September	273	189
October	294	231
November	357	319
December	420	340
January	441	424
February	504	487
March	567	676
April	693	
May	693	
June	693	

QUALITY	Contract Quantity	Contract Base Number	Contract *	Wales
% of all assessments that were assess and fit appliances (rolling 12 month period)	39	39	100.0%	52.8%
% of all assessments that were assess and refuse (rolling 12 month period)	0	39	0.0%	9.8%
% of all assessments that were assess and review (rolling 12 month period)	0	39	0.0%	37.4%
% of terminated courses where treatment was abandoned or discontinued (rolling 12 month period)	2	26	7.7%	9.9%
% of completed treatments indicating that PAR score was taken (year to date)	0	24	0.0%	42.3%
Rate of removable appliances per 100 fixed appliances - proposed treatment (rolling 12 month period)	13	75	17.33	5.49
Rate of removable appliances per 100 fixed appliances - completed treatment (rolling 12 month period)	8	47	17.02	4.71
% of courses of treatment with removable appliances only - proposed treatment (rolling 12 month period)	1	39	2.6%	1.5%
% of courses of treatment with removable appliances only - completed treatment (rolling 12 month period)	0	24	0.0%	0.8%
% of patients satisfied with the treatment they have received (rolling 12 month period)	0	2	0.0%	21.8%

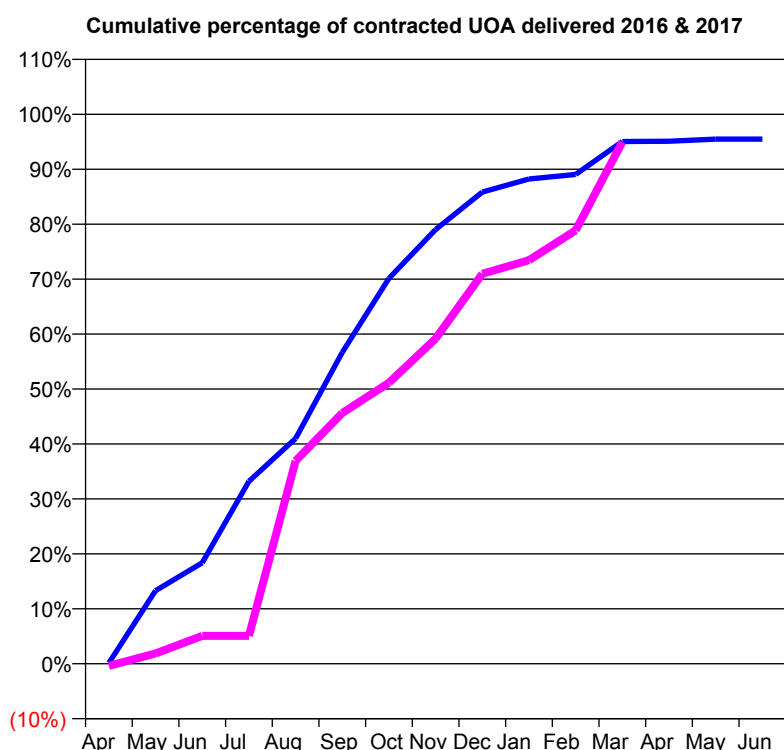
\* Figures in italics indicate that the base number is less than 100.

**7A6 - Vital Signs Orthodontic At a Glance Contract Report for 145165/0002 - March 2017**

Name or company name	Clytha Park Orthodontics Ltd
Contract type name	PDS Contract
Purpose of contract	Orthodontic
Contract start date	01/04/2012
Contract end date	31/03/2018

16/17 Contracted general activity (UDA)	0
Carry forward general activity (UDA)	0
16/17 Contracted orthodontic activity (UOA)	5,615
Carry forward orthodontic activity (UOA)	241
Baseline contract value	£368,067.78

ACCESS	Contract	England and Wales
24 month ratio of assessments to patient IDs	1.08	1.09

**ACTIVITY**


Month	Adjusted Scheduled Activity (UOA)	
	2016	2017
April	8	-22
May	711	106
June	983	286
July	1,775	286
August	2,191	2,073
September	3,030	2,563
October	3,749	2,871
November	4,224	3,322
December	4,589	3,985
January	4,716	4,124
February	4,760	4,429
March	5,080	5,331
April	5,083	
May	5,104	
June	5,104	

QUALITY	Contract Quantity	Contract Base Number	Contract *	Wales
% of all assessments that were assess and fit appliances (rolling 12 month period)	260	409	63.6%	52.8%
% of all assessments that were assess and refuse (rolling 12 month period)	42	409	10.3%	9.8%
% of all assessments that were assess and review (rolling 12 month period)	107	409	26.2%	37.4%
% of terminated courses where treatment was abandoned or discontinued (rolling 12 month period)	26	188	13.8%	9.9%
% of completed treatments indicating that PAR score was taken (year to date)	149	162	92.0%	42.3%
Rate of removable appliances per 100 fixed appliances - proposed treatment (rolling 12 month period)	28	457	6.13	5.49
Rate of removable appliances per 100 fixed appliances - completed treatment (rolling 12 month period)	0	0	N/A	4.71
% of courses of treatment with removable appliances only - proposed treatment (rolling 12 month period)	6	260	2.3%	1.5%
% of courses of treatment with removable appliances only - completed treatment (rolling 12 month period)	0	162	0.0%	0.8%
% of patients satisfied with the treatment they have received (rolling 12 month period)	5	33	15.2%	21.8%

\* Figures in italics indicate that the base number is less than 100.

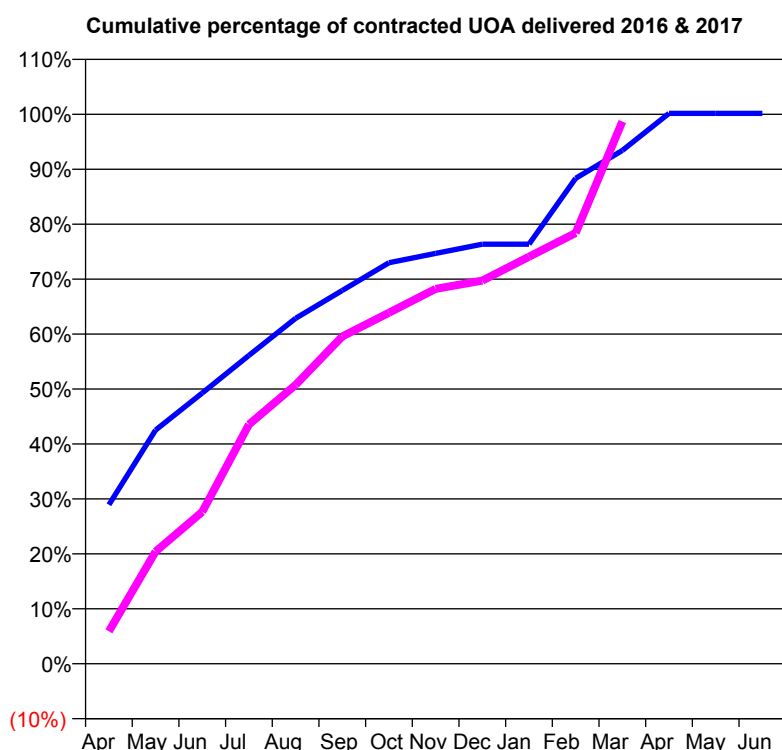
**7A6 - Vital Signs Orthodontic At a Glance Contract Report for 159697/0001 - March 2017**

Name or company name	L Smart, S Johnston and F Passariello
Contract type name	PDS Contract
Purpose of contract	Orthodontic
Contract start date	01/01/2011
Contract end date	31/03/2018

16/17 Contracted general activity (UDA)	0
Carry forward general activity (UDA)	0
16/17 Contracted orthodontic activity (UOA)	1,454
Carry forward orthodontic activity (UOA)	-2
Baseline contract value	£96,739.84

**ACCESS**

	Contract	England and Wales
24 month ratio of assessments to patient IDs	1.00	1.09

**ACTIVITY**


Month	Adjusted Scheduled Activity (UOA)	
	2016	2017
April	360	86
May	529	297
June	613	402
July	698	633
August	782	738
September	845	866
October	908	929
November	929	992
December	950	1,014
January	950	1,077
February	1,099	1,140
March	1,162	1,435
April	1,246	
May	1,246	
June	1,246	

**QUALITY**

	Contract Quantity	Contract Base Number	Contract *	Wales
% of all assessments that were assess and fit appliances (rolling 12 month period)	72	77	93.5%	52.8%
% of all assessments that were assess and refuse (rolling 12 month period)	1	77	1.3%	9.8%
% of all assessments that were assess and review (rolling 12 month period)	4	77	5.2%	37.4%
% of terminated courses where treatment was abandoned or discontinued (rolling 12 month period)	9	58	15.5%	9.9%
% of completed treatments indicating that PAR score was taken (year to date)	39	48	81.3%	42.3%
Rate of removable appliances per 100 fixed appliances - proposed treatment (rolling 12 month period)	4	127	3.15	5.49
Rate of removable appliances per 100 fixed appliances - completed treatment (rolling 12 month period)	8	89	8.99	4.71
% of courses of treatment with removable appliances only - proposed treatment (rolling 12 month period)	2	72	2.8%	1.5%
% of courses of treatment with removable appliances only - completed treatment (rolling 12 month period)	1	49	2.0%	0.8%
% of patients satisfied with the treatment they have received (rolling 12 month period)	4	8	50.0%	21.8%

\* Figures in italics indicate that the base number is less than 100.

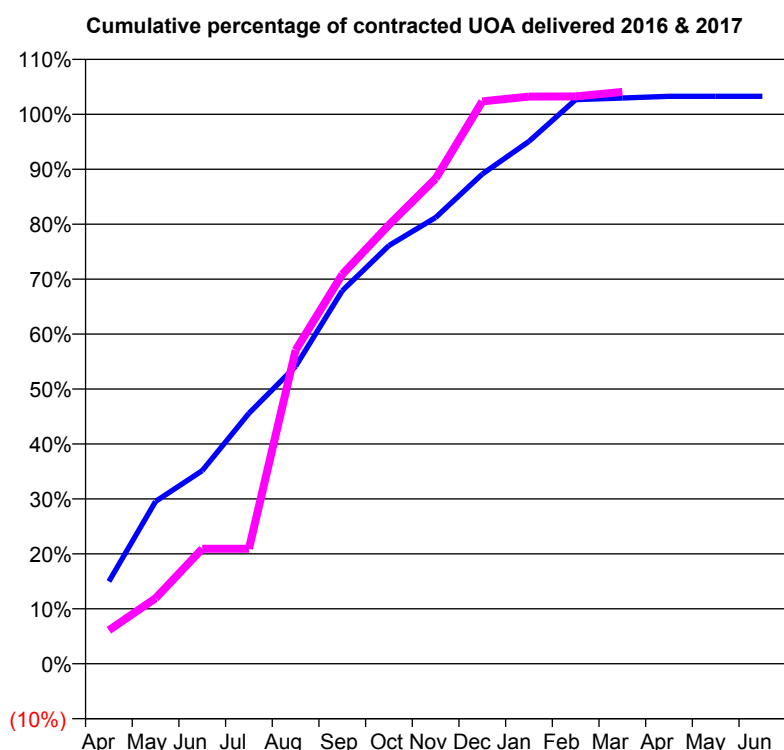
**7A6 - Vital Signs Orthodontic At a Glance Contract Report for 162280/0005 - March 2017**

Name or company name	Newport Orthodontics Ltd
Contract type name	PDS Contract
Purpose of contract	Orthodontic
Contract start date	01/06/2012
Contract end date	31/03/2018

16/17 Contracted general activity (UDA)	0
Carry forward general activity (UDA)	0
16/17 Contracted orthodontic activity (UOA)	7,567
Carry forward orthodontic activity (UOA)	-240
Baseline contract value	£512,029.10

**ACCESS**

	Contract	England and Wales
24 month ratio of assessments to patient IDs	1.08	1.09

**ACTIVITY**


Month	Adjusted Scheduled Activity (UOA)	
	2016	2017
April	1,102	462
May	2,174	902
June	2,586	1,583
July	3,353	1,583
August	3,982	4,318
September	4,994	5,362
October	5,599	6,045
November	5,975	6,681
December	6,557	7,745
January	6,994	7,811
February	7,552	7,812
March	7,574	7,875
April	7,597	
May	7,597	
June	7,597	

**QUALITY**

	Contract Quantity	Contract Base Number	Contract *	Wales
% of all assessments that were assess and fit appliances (rolling 12 month period)	354	612	57.8%	52.8%
% of all assessments that were assess and refuse (rolling 12 month period)	55	612	9.0%	9.8%
% of all assessments that were assess and review (rolling 12 month period)	203	612	33.2%	37.4%
% of terminated courses where treatment was abandoned or discontinued (rolling 12 month period)	90	217	41.5%	9.9%
% of completed treatments indicating that PAR score was taken (year to date)	0	127	0.0%	42.3%
Rate of removable appliances per 100 fixed appliances - proposed treatment (rolling 12 month period)	8	636	1.26	5.49
Rate of removable appliances per 100 fixed appliances - completed treatment (rolling 12 month period)	0	0	N/A	4.71
% of courses of treatment with removable appliances only - proposed treatment (rolling 12 month period)	6	354	1.7%	1.5%
% of courses of treatment with removable appliances only - completed treatment (rolling 12 month period)	0	127	0.0%	0.8%
% of patients satisfied with the treatment they have received (rolling 12 month period)	1	32	3.1%	21.8%

\* Figures in italics indicate that the base number is less than 100.

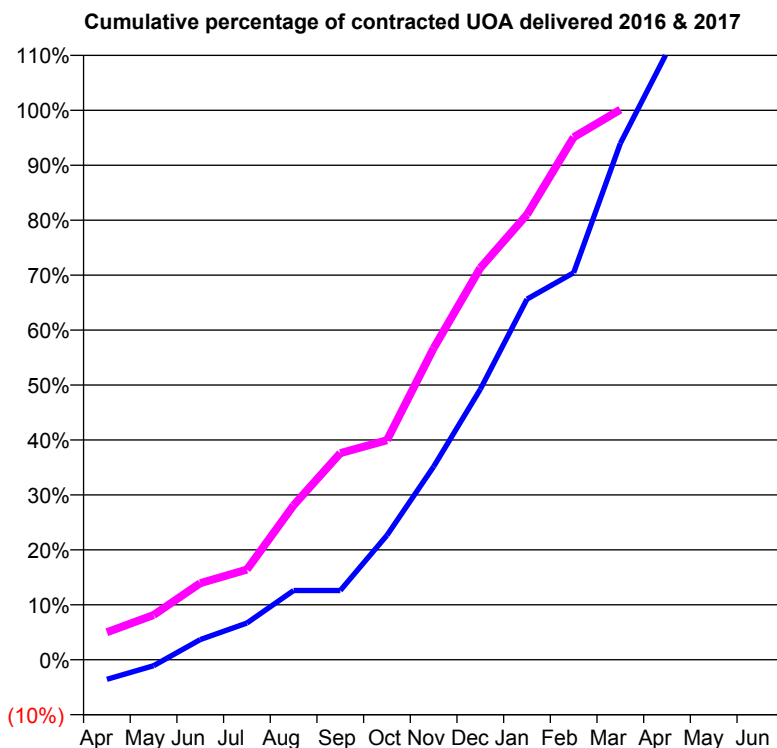
**7A6 - Vital Signs Orthodontic At a Glance Contract Report for 183350/0002 - March 2017**

Name or company name	Crosskeys Dental Practice Limited
Contract type name	PDS Contract
Purpose of contract	Orthodontic
Contract start date	01/06/2013
Contract end date	31/03/2018

16/17 Contracted general activity (UDA)	0
Carry forward general activity (UDA)	0
16/17 Contracted orthodontic activity (UOA)	896
Carry forward orthodontic activity (UOA)	-45
Baseline contract value	£59,612.76

**ACCESS**

	Contract	England and Wales
24 month ratio of assessments to patient IDs	1.17	1.09

**ACTIVITY**


Month	Adjusted Scheduled Activity (UOA)	
	2016	2017
April	-32	45
May	-10	73
June	33	125
July	60	147
August	113	252
September	113	337
October	203	358
November	315	508
December	441	639
January	588	726
February	631	852
March	842	897
April	990	
May	990	
June	1,032	

**QUALITY**

	Contract Quantity	Contract Base Number	Contract *	Wales
% of all assessments that were assess and fit appliances (rolling 12 month period)	51	81	63.0%	52.8%
% of all assessments that were assess and refuse (rolling 12 month period)	22	81	27.2%	9.8%
% of all assessments that were assess and review (rolling 12 month period)	8	81	9.9%	37.4%
% of terminated courses where treatment was abandoned or discontinued (rolling 12 month period)	6	35	17.1%	9.9%
% of completed treatments indicating that PAR score was taken (year to date)	24	29	82.8%	42.3%
Rate of removable appliances per 100 fixed appliances - proposed treatment (rolling 12 month period)	10	95	10.53	5.49
Rate of removable appliances per 100 fixed appliances - completed treatment (rolling 12 month period)	8	53	15.09	4.71
% of courses of treatment with removable appliances only - proposed treatment (rolling 12 month period)	1	51	2.0%	1.5%
% of courses of treatment with removable appliances only - completed treatment (rolling 12 month period)	2	29	6.9%	0.8%
% of patients satisfied with the treatment they have received (rolling 12 month period)	0	3	0.0%	21.8%

\* Figures in italics indicate that the base number is less than 100.

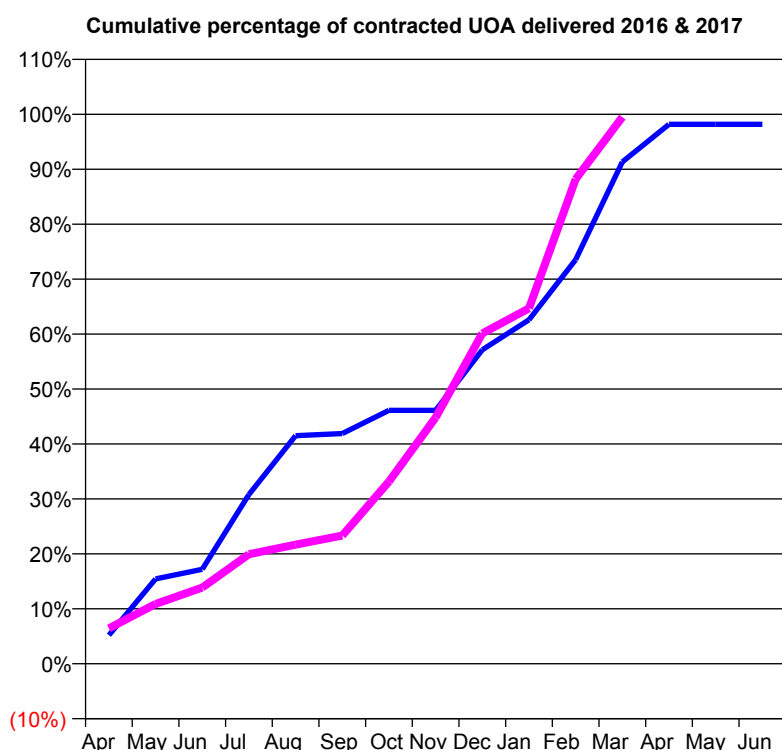
**7A6 - Vital Signs Orthodontic At a Glance Contract Report for 183954/0001 - March 2017**

Name or company name	Chepstow Orthodontics Limited
Contract type name	PDS Contract
Purpose of contract	Orthodontic
Contract start date	01/10/2009
Contract end date	31/03/2018

16/17 Contracted general activity (UDA)	0
Carry forward general activity (UDA)	0
16/17 Contracted orthodontic activity (UOA)	1,535
Carry forward orthodontic activity (UOA)	28
Baseline contract value	£102,438.44

**ACCESS**

	Contract	England and Wales
24 month ratio of assessments to patient IDs	1.28	1.09

**ACTIVITY**


Month	Adjusted Scheduled Activity (UOA)	
	2016	2017
April	80	99
May	237	167
June	264	213
July	473	306
August	637	333
September	643	358
October	708	509
November	708	688
December	877	923
January	961	993
February	1,129	1,354
March	1,402	1,527
April	1,507	
May	1,507	
June	1,507	

**QUALITY**

	Contract Quantity	Contract Base Number	Contract *	Wales
% of all assessments that were assess and fit appliances (rolling 12 month period)	78	134	58.2%	52.8%
% of all assessments that were assess and refuse (rolling 12 month period)	11	134	8.2%	9.8%
% of all assessments that were assess and review (rolling 12 month period)	45	134	33.6%	37.4%
% of terminated courses where treatment was abandoned or discontinued (rolling 12 month period)	2	49	4.1%	9.9%
% of completed treatments indicating that PAR score was taken (year to date)	17	47	36.2%	42.3%
Rate of removable appliances per 100 fixed appliances - proposed treatment (rolling 12 month period)	25	145	17.24	5.49
Rate of removable appliances per 100 fixed appliances - completed treatment (rolling 12 month period)	14	90	15.56	4.71
% of courses of treatment with removable appliances only - proposed treatment (rolling 12 month period)	4	78	5.1%	1.5%
% of courses of treatment with removable appliances only - completed treatment (rolling 12 month period)	2	47	4.3%	0.8%
% of patients satisfied with the treatment they have received (rolling 12 month period)	3	14	21.4%	21.8%

\* Figures in italics indicate that the base number is less than 100.

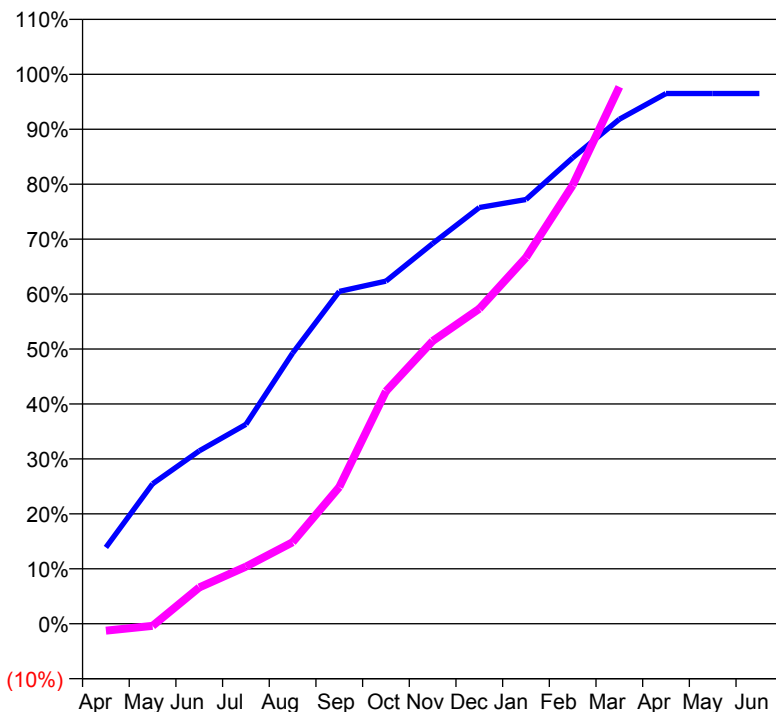
**7A6 - Vital Signs Orthodontic At a Glance Contract Report for 183954/0002 - March 2017**

Name or company name	Chepstow Orthodontics Limited
Contract type name	PDS Contract
Purpose of contract	Orthodontic
Contract start date	01/10/2009
Contract end date	31/03/2018

16/17 Contracted general activity (UDA)	0
Carry forward general activity (UDA)	0
16/17 Contracted orthodontic activity (UOA)	3,708
Carry forward orthodontic activity (UOA)	114
Baseline contract value	£247,456.07

**ACCESS**

	Contract	England and Wales
24 month ratio of assessments to patient IDs	1.19	1.09

**ACTIVITY**
**Cumulative percentage of contracted UOA delivered 2016 & 2017**

**Adjusted Scheduled Activity (UOA)**

Month	2016	2017
April	451	-47
May	827	-15
June	1,021	245
July	1,178	386
August	1,599	550
September	1,963	923
October	2,024	1,569
November	2,246	1,908
December	2,459	2,126
January	2,506	2,471
February	2,753	2,959
March	2,980	3,623
April	3,132	
May	3,132	
June	3,132	

**QUALITY**

	Contract Quantity	Contract Base Number	Contract *	Wales
% of all assessments that were assess and fit appliances (rolling 12 month period)	182	315	57.8%	52.8%
% of all assessments that were assess and refuse (rolling 12 month period)	15	315	4.8%	9.8%
% of all assessments that were assess and review (rolling 12 month period)	118	315	37.5%	37.4%
% of terminated courses where treatment was abandoned or discontinued (rolling 12 month period)	23	120	19.2%	9.9%
% of completed treatments indicating that PAR score was taken (year to date)	31	97	32.0%	42.3%
Rate of removable appliances per 100 fixed appliances - proposed treatment (rolling 12 month period)	12	353	3.40	5.49
Rate of removable appliances per 100 fixed appliances - completed treatment (rolling 12 month period)	0	182	0.00	4.71
% of courses of treatment with removable appliances only - proposed treatment (rolling 12 month period)	4	182	2.2%	1.5%
% of courses of treatment with removable appliances only - completed treatment (rolling 12 month period)	0	97	0.0%	0.8%
% of patients satisfied with the treatment they have received (rolling 12 month period)	4	21	19.0%	21.8%

\* Figures in italics indicate that the base number is less than 100.



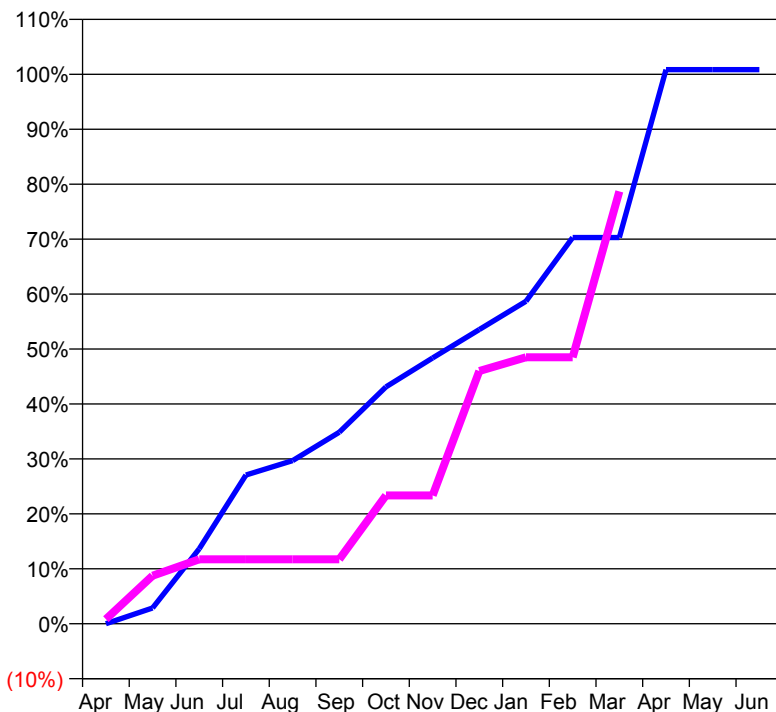
**7A6 - Vital Signs Orthodontic At a Glance Contract Report for 190195/0013 - March 2017**

Name or company name	Xeon Smiles UK Ltd
Contract type name	PDS Contract
Purpose of contract	Orthodontic
Contract start date	01/04/2012
Contract end date	31/03/2018

16/17 Contracted general activity (UDA)	0
Carry forward general activity (UDA)	0
16/17 Contracted orthodontic activity (UOA)	835
Carry forward orthodontic activity (UOA)	-7
Baseline contract value	£55,556.54

**ACCESS**

	Contract	England and Wales
24 month ratio of assessments to patient IDs	1.52	1.09

**ACTIVITY**
**Cumulative percentage of contracted UOA delivered 2016 & 2017**

**Adjusted Scheduled Activity (UOA)**

Month	2016	2017
April	0	7
May	24	73
June	114	98
July	226	98
August	248	98
September	291	98
October	360	195
November	404	195
December	447	384
January	490	405
February	587	405
March	587	657
April	842	
May	842	
June	842	

**QUALITY**

	Contract Quantity	Contract Base Number	Contract *	Wales
% of all assessments that were assess and fit appliances (rolling 12 month period)	43	64	67.2%	52.8%
% of all assessments that were assess and refuse (rolling 12 month period)	4	64	6.3%	9.8%
% of all assessments that were assess and review (rolling 12 month period)	17	64	26.6%	37.4%
% of terminated courses where treatment was abandoned or discontinued (rolling 12 month period)	2	12	16.7%	9.9%
% of completed treatments indicating that PAR score was taken (year to date)	10	10	100.0%	42.3%
Rate of removable appliances per 100 fixed appliances - proposed treatment (rolling 12 month period)	3	58	5.17	5.49
Rate of removable appliances per 100 fixed appliances - completed treatment (rolling 12 month period)	0	20	0.00	4.71
% of courses of treatment with removable appliances only - proposed treatment (rolling 12 month period)	3	43	7.0%	1.5%
% of courses of treatment with removable appliances only - completed treatment (rolling 12 month period)	0	10	0.0%	0.8%
% of patients satisfied with the treatment they have received (rolling 12 month period)	0	4	0.0%	21.8%

\* Figures in italics indicate that the base number is less than 100.

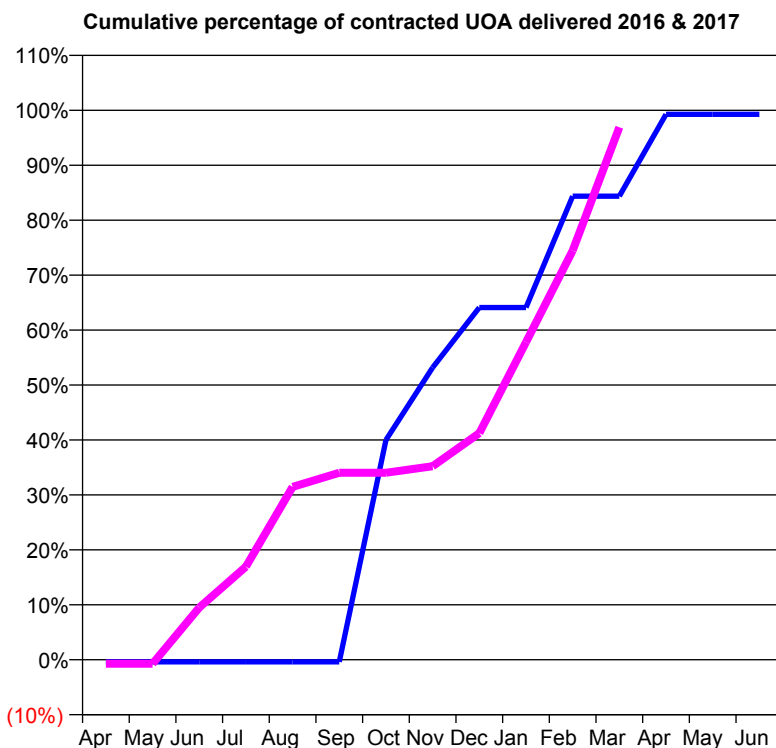
**7A6 - Vital Signs Orthodontic At a Glance Contract Report for 190195/0018 - March 2017**

Name or company name	Xeon Smiles UK Ltd
Contract type name	PDS Contract
Purpose of contract	Orthodontic
Contract start date	01/04/2012
Contract end date	31/03/2018

16/17 Contracted general activity (UDA)	0
Carry forward general activity (UDA)	0
16/17 Contracted orthodontic activity (UOA)	1,777
Carry forward orthodontic activity (UOA)	13
Baseline contract value	£118,503.87

**ACCESS**

	Contract	England and Wales
24 month ratio of assessments to patient IDs	1.27	1.09

**ACTIVITY**


Month	Adjusted Scheduled Activity (UOA)	
	2016	2017
April	-7	-13
May	-7	-13
June	-7	169
July	-7	301
August	-7	559
September	-7	605
October	711	605
November	945	626
December	1,139	733
January	1,139	1,027
February	1,499	1,323
March	1,499	1,722
April	1,764	
May	1,764	
June	1,764	

**QUALITY**

	Contract Quantity	Contract Base Number	Contract *	Wales
% of all assessments that were assess and fit appliances (rolling 12 month period)	94	140	67.1%	52.8%
% of all assessments that were assess and refuse (rolling 12 month period)	14	140	10.0%	9.8%
% of all assessments that were assess and review (rolling 12 month period)	32	140	22.9%	37.4%
% of terminated courses where treatment was abandoned or discontinued (rolling 12 month period)	10	31	32.3%	9.9%
% of completed treatments indicating that PAR score was taken (year to date)	21	21	100.0%	42.3%
Rate of removable appliances per 100 fixed appliances - proposed treatment (rolling 12 month period)	5	114	4.39	5.49
Rate of removable appliances per 100 fixed appliances - completed treatment (rolling 12 month period)	0	3	0.00	4.71
% of courses of treatment with removable appliances only - proposed treatment (rolling 12 month period)	4	94	4.3%	1.5%
% of courses of treatment with removable appliances only - completed treatment (rolling 12 month period)	0	21	0.0%	0.8%
% of patients satisfied with the treatment they have received (rolling 12 month period)	1	6	16.7%	21.8%

\* Figures in italics indicate that the base number is less than 100.

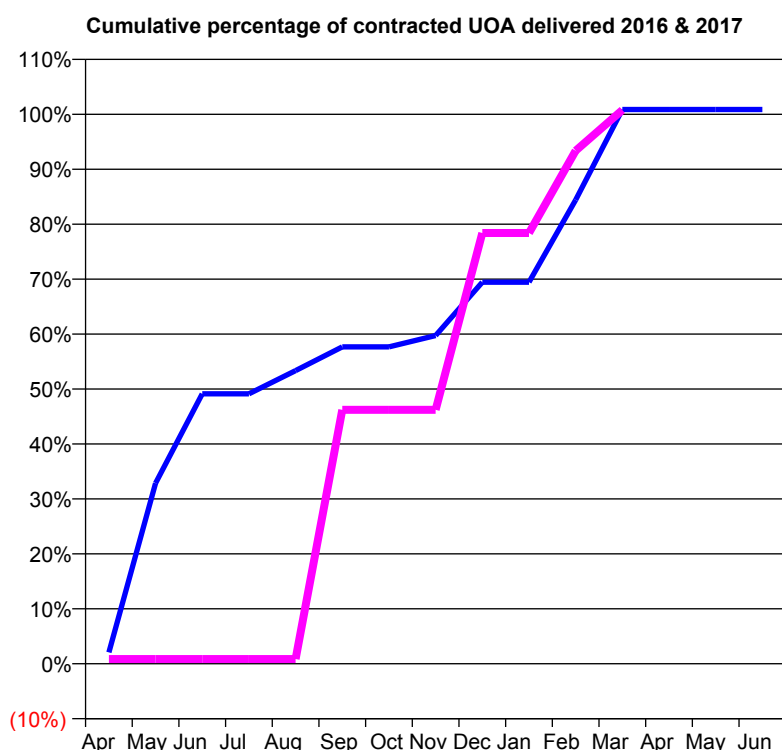
**7A6 - Vital Signs Orthodontic At a Glance Contract Report for 192872/0001 - March 2017**

Name or company name	Caerphilly Orthodontics Ltd
Contract type name	PDS Contract
Purpose of contract	Orthodontic
Contract start date	01/04/2010
Contract end date	31/03/2018

16/17 Contracted general activity (UDA)	0
Carry forward general activity (UDA)	0
16/17 Contracted orthodontic activity (UOA)	1,162
Carry forward orthodontic activity (UOA)	-10
Baseline contract value	£85,518.26

**ACCESS**

	Contract	England and Wales
24 month ratio of assessments to patient IDs	1.05	1.09

**ACTIVITY**


Month	Adjusted Scheduled Activity (UOA)	
	2016	2017
April	24	10
May	382	10
June	571	10
July	571	10
August	620	10
September	670	537
October	670	537
November	694	537
December	807	911
January	807	911
February	981	1,085
March	1,172	1,171
April	1,172	
May	1,172	
June	1,172	

**QUALITY**

	Contract Quantity	Contract Base Number	Contract *	Wales
% of all assessments that were assess and fit appliances (rolling 12 month period)	59	106	55.7%	52.8%
% of all assessments that were assess and refuse (rolling 12 month period)	13	106	12.3%	9.8%
% of all assessments that were assess and review (rolling 12 month period)	34	106	32.1%	37.4%
% of terminated courses where treatment was abandoned or discontinued (rolling 12 month period)	8	61	13.1%	9.9%
% of completed treatments indicating that PAR score was taken (year to date)	28	53	52.8%	42.3%
Rate of removable appliances per 100 fixed appliances - proposed treatment (rolling 12 month period)	4	107	3.74	5.49
Rate of removable appliances per 100 fixed appliances - completed treatment (rolling 12 month period)	6	99	6.06	4.71
% of courses of treatment with removable appliances only - proposed treatment (rolling 12 month period)	3	59	5.1%	1.5%
% of courses of treatment with removable appliances only - completed treatment (rolling 12 month period)	2	53	3.8%	0.8%
% of patients satisfied with the treatment they have received (rolling 12 month period)	1	2	50.0%	21.8%

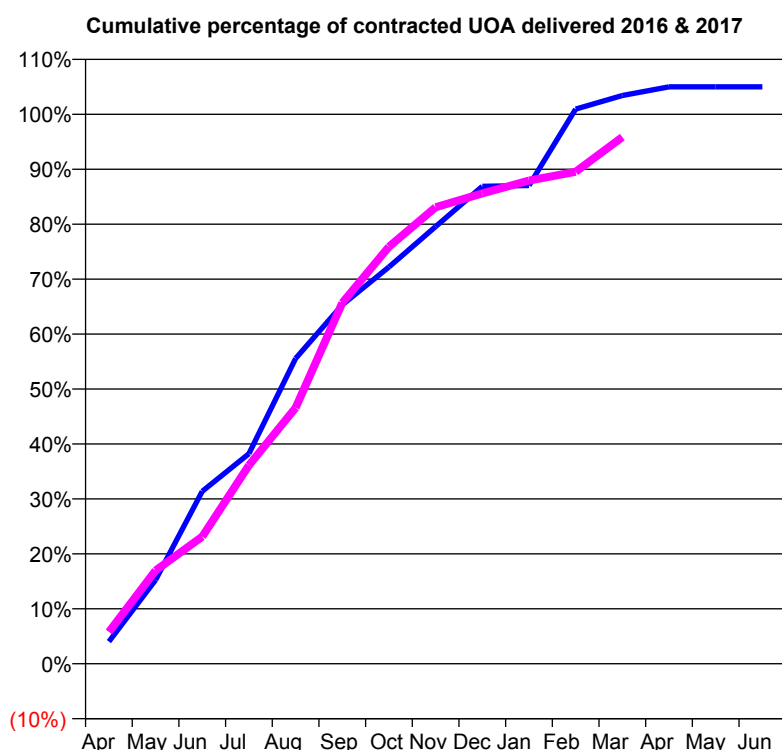
\* Figures in italics indicate that the base number is less than 100.

**7A6 - Vital Signs Orthodontic At a Glance Contract Report for 194034/0001 - March 2017**

Name or company name	Melin Ltd
Contract type name	GDS Contract
Purpose of contract	General and Orthodontic
Contract start date	01/03/2011
Contract end date	

16/17 Contracted general activity (UDA)	8,071
Carry forward general activity (UDA)	143
16/17 Contracted orthodontic activity (UOA)	1,833
Carry forward orthodontic activity (UOA)	-79
Baseline contract value	£278,437.59

ACCESS	Contract	England and Wales
24 month ratio of assessments to patient IDs	1.08	1.09

**ACTIVITY**


Month	Adjusted Scheduled Activity (UOA)	
	2016	2017
April	64	106
May	241	311
June	496	424
July	604	662
August	878	854
September	1,032	1,204
October	1,141	1,391
November	1,257	1,523
December	1,373	1,569
January	1,375	1,612
February	1,595	1,641
March	1,634	1,757
April	1,659	
May	1,659	
June	1,659	

QUALITY	Contract Quantity	Contract Base Number	Contract *	Wales
% of all assessments that were assess and fit appliances (rolling 12 month period)	76	200	38.0%	52.8%
% of all assessments that were assess and refuse (rolling 12 month period)	0	200	0.0%	9.8%
% of all assessments that were assess and review (rolling 12 month period)	124	200	62.0%	37.4%
% of terminated courses where treatment was abandoned or discontinued (rolling 12 month period)	3	68	4.4%	9.9%
% of completed treatments indicating that PAR score was taken (year to date)	38	65	58.5%	42.3%
Rate of removable appliances per 100 fixed appliances - proposed treatment (rolling 12 month period)	1	144	0.69	5.49
Rate of removable appliances per 100 fixed appliances - completed treatment (rolling 12 month period)	1	124	0.81	4.71
% of courses of treatment with removable appliances only - proposed treatment (rolling 12 month period)	1	76	1.3%	1.5%
% of courses of treatment with removable appliances only - completed treatment (rolling 12 month period)	1	65	1.5%	0.8%
% of patients satisfied with the treatment they have received (rolling 12 month period)	1	2	50.0%	21.8%

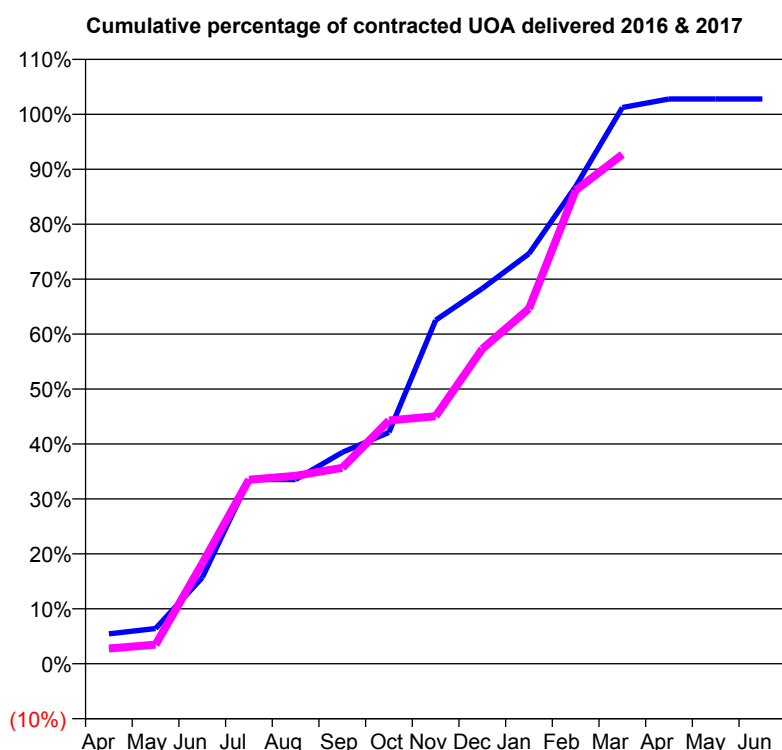
\* Figures in italics indicate that the base number is less than 100.

**7A6 - Vital Signs Orthodontic At a Glance Contract Report for 333921/0001 - March 2017**

Name or company name	MRS FJ WILLNER
Contract type name	PDS Contract
Purpose of contract	Orthodontic
Contract start date	01/04/2006
Contract end date	31/03/2018

16/17 Contracted general activity (UDA)	0
Carry forward general activity (UDA)	0
16/17 Contracted orthodontic activity (UOA)	2,986
Carry forward orthodontic activity (UOA)	-83
Baseline contract value	£200,353.47

ACCESS	Contract	England and Wales
24 month ratio of assessments to patient IDs	1.04	1.09

**ACTIVITY**


Month	Adjusted Scheduled Activity (UOA)	
	2016	2017
April	163	83
May	192	104
June	469	545
July	1,003	1,000
August	1,003	1,021
September	1,151	1,065
October	1,260	1,322
November	1,870	1,345
December	2,043	1,711
January	2,232	1,930
February	2,598	2,573
March	3,028	2,768
April	3,074	
May	3,074	
June	3,074	

QUALITY	Contract Quantity	Contract Base Number	Contract *	Wales
% of all assessments that were assess and fit appliances (rolling 12 month period)	129	219	58.9%	52.8%
% of all assessments that were assess and refuse (rolling 12 month period)	11	219	5.0%	9.8%
% of all assessments that were assess and review (rolling 12 month period)	79	219	36.1%	37.4%
% of terminated courses where treatment was abandoned or discontinued (rolling 12 month period)	16	165	9.7%	9.9%
% of completed treatments indicating that PAR score was taken (year to date)	20	149	13.4%	42.3%
Rate of removable appliances per 100 fixed appliances - proposed treatment (rolling 12 month period)	0	0	N/A	5.49
Rate of removable appliances per 100 fixed appliances - completed treatment (rolling 12 month period)	0	0	N/A	4.71
% of courses of treatment with removable appliances only - proposed treatment (rolling 12 month period)	0	129	0.0%	1.5%
% of courses of treatment with removable appliances only - completed treatment (rolling 12 month period)	0	149	0.0%	0.8%
% of patients satisfied with the treatment they have received (rolling 12 month period)	1	10	10.0%	21.8%

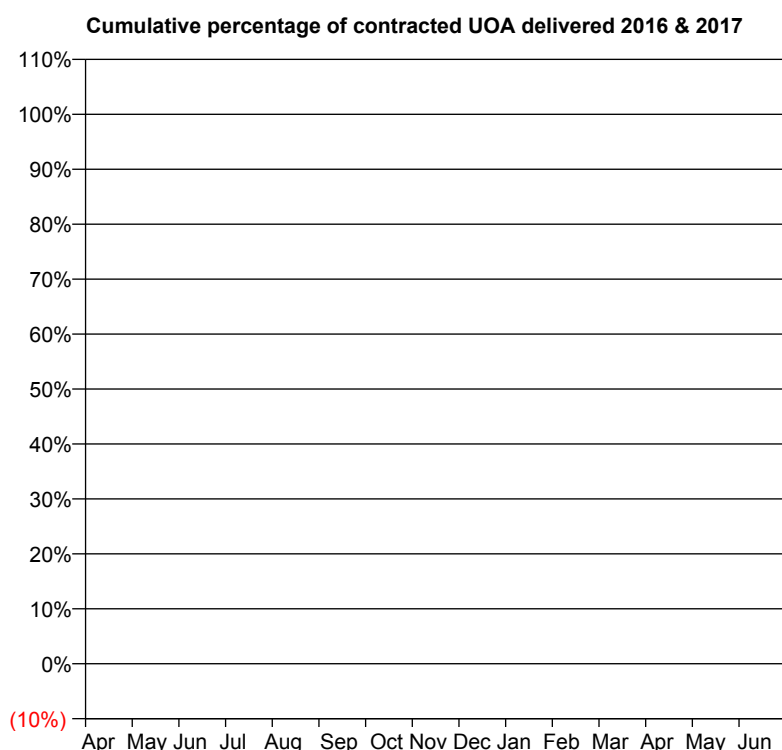
\* Figures in italics indicate that the base number is less than 100.

**7A7 - Vital Signs Orthodontic At a Glance Contract Report for 100240/0000 - March 2017**

Name or company name	Severn Street Dental Practice	16/17 Contracted general activity (UDA)	1,342
Contract type name	PDS Contract	Carry forward general activity (UDA)	0
Purpose of contract	General	16/17 Contracted orthodontic activity (UOA)	0
Contract start date	01/09/2016	Carry forward orthodontic activity (UOA)	0
Contract end date	31/08/2019	Baseline contract value	£85,795.35

**ACCESS**

	Contract	England and Wales
24 month ratio of assessments to patient IDs	1.12	1.09

**ACTIVITY**


Month	Adjusted Scheduled Activity (UOA)	
	2016	2017
April	0	0
May	0	0
June	0	0
July	0	0
August	0	0
September	0	0
October	0	0
November	0	0
December	0	93
January	0	493
February	0	705
March	0	1,065
April	0	
May	0	
June	0	

**QUALITY**

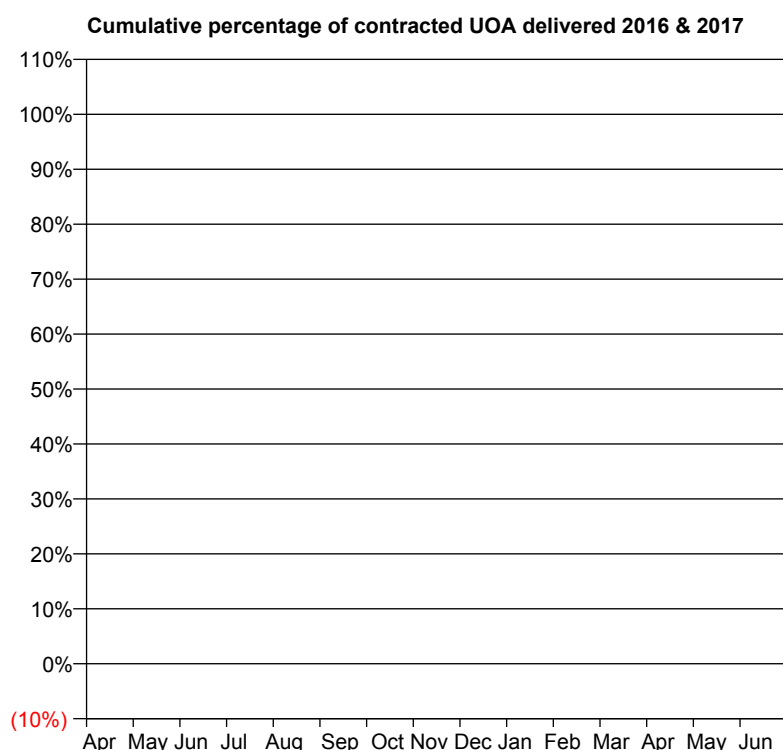
	Contract Quantity	Contract Base Number	Contract *	Wales
% of all assessments that were assess and fit appliances (rolling 12 month period)	48	105	45.7%	52.8%
% of all assessments that were assess and refuse (rolling 12 month period)	10	105	9.5%	9.8%
% of all assessments that were assess and review (rolling 12 month period)	47	105	44.8%	37.4%
% of terminated courses where treatment was abandoned or discontinued (rolling 12 month period)	0	1	0.0%	9.9%
% of completed treatments indicating that PAR score was taken (year to date)	0	1	0.0%	42.3%
Rate of removable appliances per 100 fixed appliances - proposed treatment (rolling 12 month period)	4	28	14.29	5.49
Rate of removable appliances per 100 fixed appliances - completed treatment (rolling 12 month period)	0	0	N/A	4.71
% of courses of treatment with removable appliances only - proposed treatment (rolling 12 month period)	1	48	2.1%	1.5%
% of courses of treatment with removable appliances only - completed treatment (rolling 12 month period)	0	1	0.0%	0.8%
% of patients satisfied with the treatment they have received (rolling 12 month period)	0	2	0.0%	21.8%

\* Figures in italics indicate that the base number is less than 100.

**7A7 - Vital Signs Orthodontic At a Glance Contract Report for 131431/0001 - March 2017**

Name or company name	Severn Street Dental Practice	16/17 Contracted general activity (UDA)	34,507
Contract type name	GDS Contract	Carry forward general activity (UDA)	0
Purpose of contract	General	16/17 Contracted orthodontic activity (UOA)	0
Contract start date	01/04/2006	Carry forward orthodontic activity (UOA)	0
Contract end date		Baseline contract value	£875,347.29

ACCESS	Contract	England and Wales
24 month ratio of assessments to patient IDs	1.00	1.09

**ACTIVITY**


Month	Adjusted Scheduled Activity (UOA)	
	2016	2017
April	0	0
May	0	0
June	0	0
July	0	0
August	0	0
September	0	0
October	0	0
November	0	0
December	0	177
January	0	180
February	0	180
March	0	180
April	0	
May	0	
June	0	

QUALITY	Contract Quantity	Contract Base Number	Contract *	Wales
% of all assessments that were assess and fit appliances (rolling 12 month period)	8	21	38.1%	52.8%
% of all assessments that were assess and refuse (rolling 12 month period)	1	21	4.8%	9.8%
% of all assessments that were assess and review (rolling 12 month period)	12	21	57.1%	37.4%
% of terminated courses where treatment was abandoned or discontinued (rolling 12 month period)	0	0	N/A	9.9%
% of completed treatments indicating that PAR score was taken (year to date)	0	0	N/A	42.3%
Rate of removable appliances per 100 fixed appliances - proposed treatment (rolling 12 month period)	0	11	0.00	5.49
Rate of removable appliances per 100 fixed appliances - completed treatment (rolling 12 month period)	0	0	N/A	4.71
% of courses of treatment with removable appliances only - proposed treatment (rolling 12 month period)	0	8	0.0%	1.5%
% of courses of treatment with removable appliances only - completed treatment (rolling 12 month period)	0	0	N/A	0.8%
% of patients satisfied with the treatment they have received (rolling 12 month period)	2	4	50.0%	21.8%

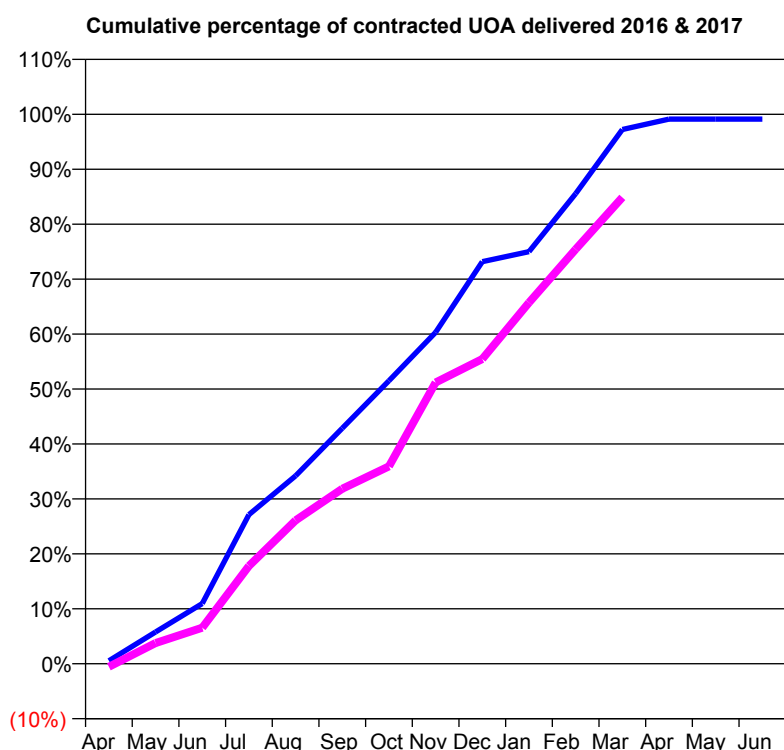
\* Figures in italics indicate that the base number is less than 100.

**7A7 - Vital Signs Orthodontic At a Glance Contract Report for 144622/0001 - March 2017**

Name or company name	A.R.C Orthodontics Ltd
Contract type name	PDS Contract
Purpose of contract	Orthodontic
Contract start date	01/11/2014
Contract end date	31/10/2024

16/17 Contracted general activity (UDA)	0
Carry forward general activity (UDA)	0
16/17 Contracted orthodontic activity (UOA)	1,567
Carry forward orthodontic activity (UOA)	11
Baseline contract value	£101,974.03

ACCESS	Contract	England and Wales
24 month ratio of assessments to patient IDs	1.03	1.09

**ACTIVITY**


Month	Adjusted Scheduled Activity (UOA)	
	2016	2017
April	7	-9
May	73	59
June	138	103
July	342	279
August	431	409
September	540	499
October	649	563
November	760	802
December	922	869
January	945	1,030
February	1,078	1,182
March	1,225	1,330
April	1,249	
May	1,249	
June	1,249	

QUALITY	Contract Quantity	Contract Base Number	Contract *	Wales
% of all assessments that were assess and fit appliances (rolling 12 month period)	63	119	52.9%	52.8%
% of all assessments that were assess and refuse (rolling 12 month period)	48	119	40.3%	9.8%
% of all assessments that were assess and review (rolling 12 month period)	8	119	6.7%	37.4%
% of terminated courses where treatment was abandoned or discontinued (rolling 12 month period)	6	56	10.7%	9.9%
% of completed treatments indicating that PAR score was taken (year to date)	14	48	29.2%	42.3%
Rate of removable appliances per 100 fixed appliances - proposed treatment (rolling 12 month period)	13	121	10.74	5.49
Rate of removable appliances per 100 fixed appliances - completed treatment (rolling 12 month period)	7	96	7.29	4.71
% of courses of treatment with removable appliances only - proposed treatment (rolling 12 month period)	2	63	3.2%	1.5%
% of courses of treatment with removable appliances only - completed treatment (rolling 12 month period)	2	50	4.0%	0.8%
% of patients satisfied with the treatment they have received (rolling 12 month period)	2	12	16.7%	21.8%

\* Figures in italics indicate that the base number is less than 100.



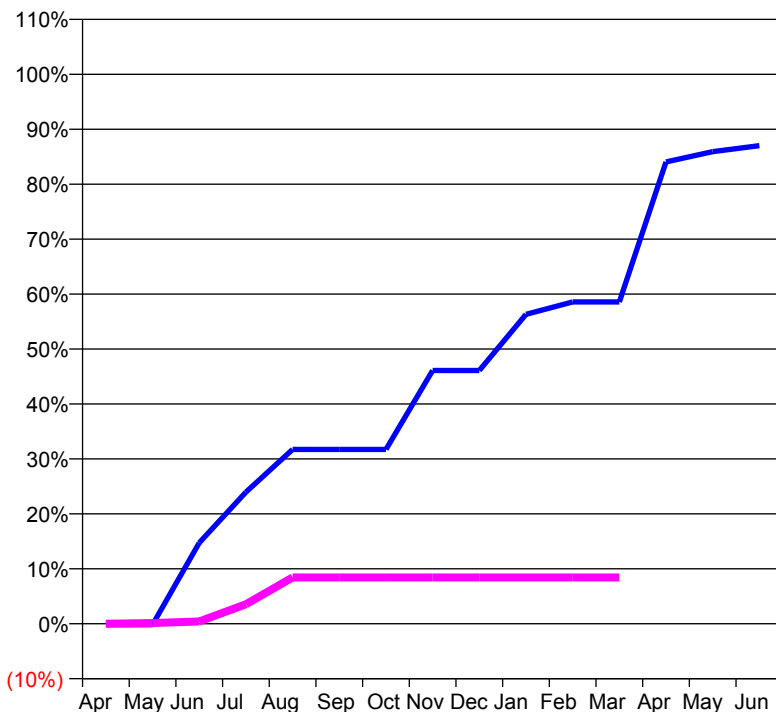
**7A7 - Vital Signs Orthodontic At a Glance Contract Report for 177369/0005 - March 2017**

Name or company name	Severn Street Dental Practice
Contract type name	PDS Contract
Purpose of contract	Orthodontic
Contract start date	01/09/2013
Contract end date	31/08/2016

16/17 Contracted general activity (UDA)	0
Carry forward general activity (UDA)	0
16/17 Contracted orthodontic activity (UOA)	2,300
Carry forward orthodontic activity (UOA)	0
Baseline contract value	£61,282.39

**ACCESS**

	Contract	England and Wales
24 month ratio of assessments to patient IDs	1.31	1.09

**ACTIVITY**
**Cumulative percentage of contracted UOA delivered 2016 & 2017**

**Adjusted Scheduled Activity (UOA)**

Month	2016	2017
April	-4	0
May	-4	3
June	339	10
July	551	82
August	730	194
September	730	194
October	730	194
November	1,060	194
December	1,060	194
January	1,295	194
February	1,347	194
March	1,347	194
April	1,933	
May	1,976	
June	2,001	

**QUALITY**

	Contract Quantity	Contract Base Number	Contract *	Wales
% of all assessments that were assess and fit appliances (rolling 12 month period)	47	182	25.8%	52.8%
% of all assessments that were assess and refuse (rolling 12 month period)	43	182	23.6%	9.8%
% of all assessments that were assess and review (rolling 12 month period)	92	182	50.5%	37.4%
% of terminated courses where treatment was abandoned or discontinued (rolling 12 month period)	0	9	0.0%	9.9%
% of completed treatments indicating that PAR score was taken (year to date)	0	9	0.0%	42.3%
Rate of removable appliances per 100 fixed appliances - proposed treatment (rolling 12 month period)	1	6	16.67	5.49
Rate of removable appliances per 100 fixed appliances - completed treatment (rolling 12 month period)	0	0	N/A	4.71
% of courses of treatment with removable appliances only - proposed treatment (rolling 12 month period)	0	47	0.0%	1.5%
% of courses of treatment with removable appliances only - completed treatment (rolling 12 month period)	0	9	0.0%	0.8%
% of patients satisfied with the treatment they have received (rolling 12 month period)	0	4	0.0%	21.8%

\* Figures in italics indicate that the base number is less than 100.

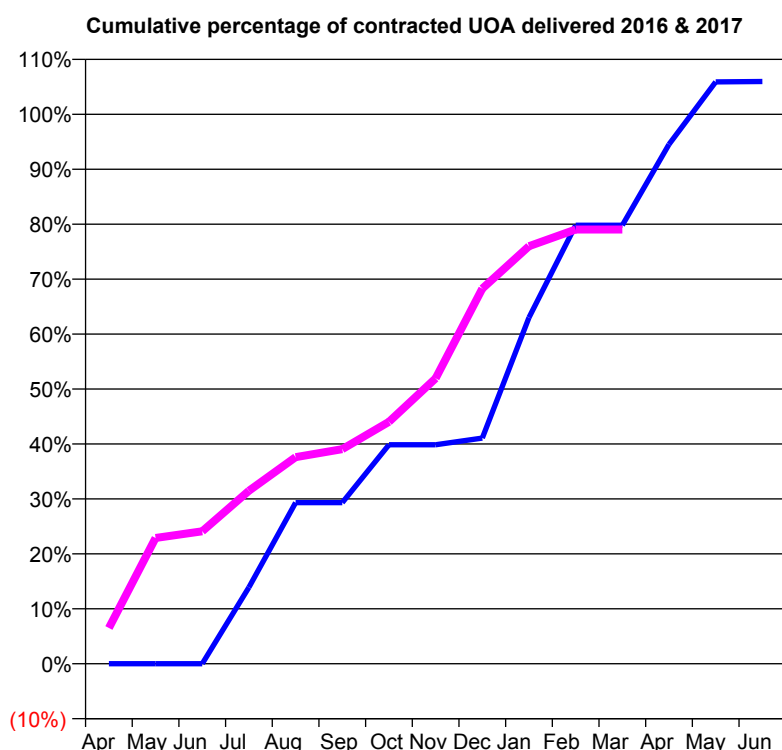
**7A7 - Vital Signs Orthodontic At a Glance Contract Report for 197351/0002 - March 2017**

Name or company name	Exclusive Orthodontics Ltd
Contract type name	PDS Contract
Purpose of contract	Orthodontic
Contract start date	01/04/2015
Contract end date	31/03/2018

16/17 Contracted general activity (UDA)	0
Carry forward general activity (UDA)	0
16/17 Contracted orthodontic activity (UOA)	1,721
Carry forward orthodontic activity (UOA)	-112
Baseline contract value	£111,974.03

**ACCESS**

	Contract	England and Wales
24 month ratio of assessments to patient IDs	1.05	1.09

**ACTIVITY**


Month	Adjusted Scheduled Activity (UOA)	
	2016	2017
April	0	112
May	0	394
June	0	415
July	262	542
August	552	647
September	552	672
October	750	758
November	750	894
December	773	1,175
January	1,186	1,308
February	1,502	1,360
March	1,502	1,360
April	1,779	
May	1,993	
June	1,994	

**QUALITY**

	Contract Quantity	Contract Base Number	Contract *	Wales
% of all assessments that were assess and fit appliances (rolling 12 month period)	83	129	64.3%	52.8%
% of all assessments that were assess and refuse (rolling 12 month period)	19	129	14.7%	9.8%
% of all assessments that were assess and review (rolling 12 month period)	27	129	20.9%	37.4%
% of terminated courses where treatment was abandoned or discontinued (rolling 12 month period)	3	48	6.3%	9.9%
% of completed treatments indicating that PAR score was taken (year to date)	0	45	0.0%	42.3%
Rate of removable appliances per 100 fixed appliances - proposed treatment (rolling 12 month period)	12	158	7.59	5.49
Rate of removable appliances per 100 fixed appliances - completed treatment (rolling 12 month period)	0	0	N/A	4.71
% of courses of treatment with removable appliances only - proposed treatment (rolling 12 month period)	1	83	1.2%	1.5%
% of courses of treatment with removable appliances only - completed treatment (rolling 12 month period)	0	45	0.0%	0.8%
% of patients satisfied with the treatment they have received (rolling 12 month period)	4	21	19.0%	21.8%

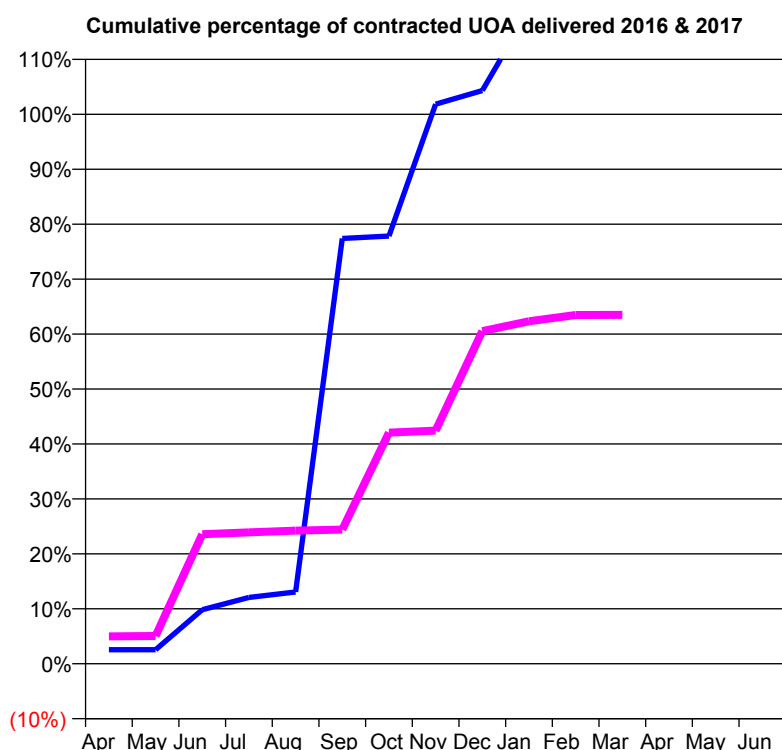
\* Figures in italics indicate that the base number is less than 100.

**7A7 - Vital Signs Orthodontic At a Glance Contract Report for 642789/0003 - March 2017**

Name or company name	MR DR EVANS	16/17 Contracted general activity (UDA)	0
Contract type name	PDS Contract	Carry forward general activity (UDA)	0
Purpose of contract	Orthodontic	16/17 Contracted orthodontic activity (UOA)	2,625
Contract start date	01/01/2009	Carry forward orthodontic activity (UOA)	-131
Contract end date	31/03/2018	Baseline contract value	£170,669.82

**ACCESS**

	Contract	England and Wales
24 month ratio of assessments to patient IDs	1.03	1.09

**ACTIVITY**


Month	Adjusted Scheduled Activity (UOA)	
	2016	2017
April	67	131
May	67	133
June	258	619
July	317	628
August	343	636
September	2,032	641
October	2,043	1,104
November	2,673	1,114
December	2,738	1,589
January	3,120	1,636
February	3,120	1,666
March	3,122	1,667
April	3,122	
May	3,122	
June	3,122	

**QUALITY**

	Contract Quantity	Contract Base Number	Contract *	Wales
% of all assessments that were assess and fit appliances (rolling 12 month period)	71	133	53.4%	52.8%
% of all assessments that were assess and refuse (rolling 12 month period)	20	133	15.0%	9.8%
% of all assessments that were assess and review (rolling 12 month period)	42	133	31.6%	37.4%
% of terminated courses where treatment was abandoned or discontinued (rolling 12 month period)	12	121	9.9%	9.9%
% of completed treatments indicating that PAR score was taken (year to date)	25	109	22.9%	42.3%
Rate of removable appliances per 100 fixed appliances - proposed treatment (rolling 12 month period)	20	128	15.63	5.49
Rate of removable appliances per 100 fixed appliances - completed treatment (rolling 12 month period)	14	218	6.42	4.71
% of courses of treatment with removable appliances only - proposed treatment (rolling 12 month period)	1	71	1.4%	1.5%
% of courses of treatment with removable appliances only - completed treatment (rolling 12 month period)	0	109	0.0%	0.8%
% of patients satisfied with the treatment they have received (rolling 12 month period)	1	3	33.3%	21.8%

\* Figures in italics indicate that the base number is less than 100.

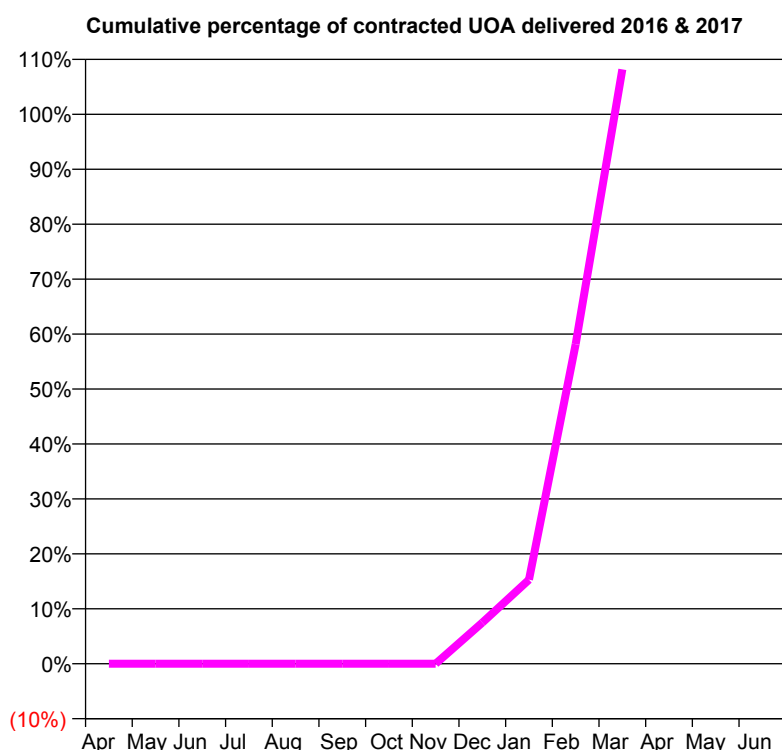
**7A7 - Vital Signs Orthodontic At a Glance Contract Report for 684260/0001 - March 2017**

Name or company name	MISS NA YAQOOB
Contract type name	PDS Contract
Purpose of contract	Orthodontic
Contract start date	01/04/2015
Contract end date	31/03/2025

16/17 Contracted general activity (UDA)	0
Carry forward general activity (UDA)	0
16/17 Contracted orthodontic activity (UOA)	294
Carry forward orthodontic activity (UOA)	0
Baseline contract value	£13,554.76

**ACCESS**

	Contract	England and Wales
24 month ratio of assessments to patient IDs	1.00	1.09

**ACTIVITY**


Month	Adjusted Scheduled Activity (UOA)	
	2016	2017
April	0	0
May	0	0
June	0	0
July	0	0
August	0	0
September	0	0
October	0	0
November	0	0
December	0	22
January	0	45
February	634	171
March	634	318
April	634	
May	634	
June	634	

**QUALITY**

	Contract Quantity	Contract Base Number	Contract *	Wales
% of all assessments that were assess and fit appliances (rolling 12 month period)	23	24	95.8%	52.8%
% of all assessments that were assess and refuse (rolling 12 month period)	0	24	0.0%	9.8%
% of all assessments that were assess and review (rolling 12 month period)	1	24	4.2%	37.4%
% of terminated courses where treatment was abandoned or discontinued (rolling 12 month period)	0	0	N/A	9.9%
% of completed treatments indicating that PAR score was taken (year to date)	0	0	N/A	42.3%
Rate of removable appliances per 100 fixed appliances - proposed treatment (rolling 12 month period)	2	39	5.13	5.49
Rate of removable appliances per 100 fixed appliances - completed treatment (rolling 12 month period)	0	0	N/A	4.71
% of courses of treatment with removable appliances only - proposed treatment (rolling 12 month period)	0	23	0.0%	1.5%
% of courses of treatment with removable appliances only - completed treatment (rolling 12 month period)	0	0	N/A	0.8%
% of patients satisfied with the treatment they have received (rolling 12 month period)	1	5	20.0%	21.8%

\* Figures in italics indicate that the base number is less than 100.

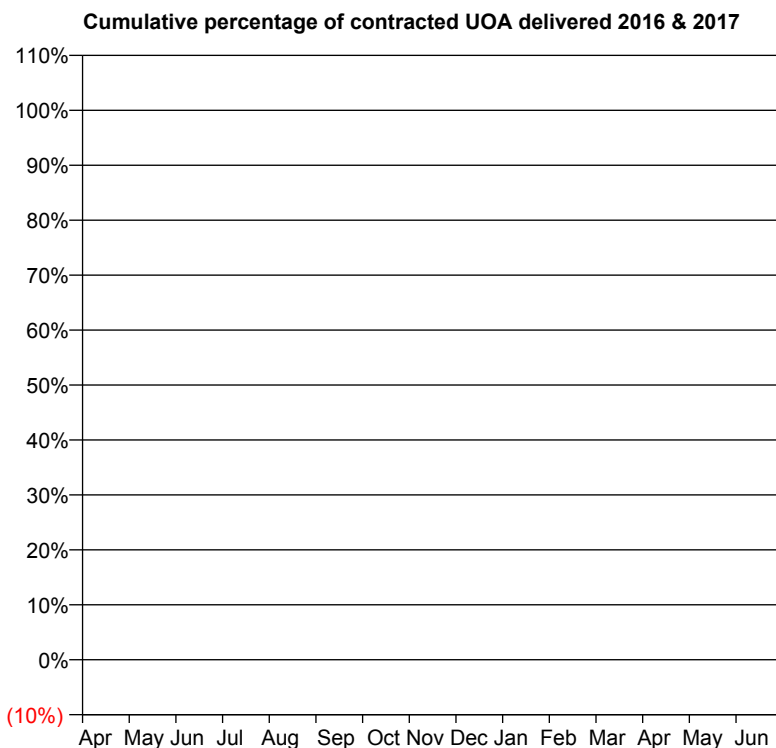
**Q44 - Vital Signs Orthodontic At a Glance Contract Report for 109886/0001 - March 2017**

Name or company name	Eastham Dental Practice
Contract type name	GDS Contract
Purpose of contract	General
Contract start date	01/04/2006
Contract end date	

16/17 Contracted general activity (UDA)	22,917
Carry forward general activity (UDA)	47
16/17 Contracted orthodontic activity (UOA)	0
Carry forward orthodontic activity (UOA)	0
Baseline contract value	£666,932.86

**ACCESS**

	Contract	England and Wales
24 month ratio of assessments to patient IDs	1.00	1.09

**ACTIVITY**


Month	Adjusted Scheduled Activity (UOA)	
	2016	2017
April	0	0
May	0	0
June	0	0
July	0	0
August	0	0
September	0	0
October	0	0
November	0	0
December	0	0
January	0	0
February	0	0
March	0	0
April	0	0
May	0	0
June	0	0

**QUALITY**

	Contract Quantity	Contract Base Number	Contract *	Region	England
% of all assessments that were assess and fit appliances (rolling 12 month period)	0	1	0.0%	56.0%	56.6%
% of all assessments that were assess and refuse (rolling 12 month period)	0	1	0.0%	12.2%	11.8%
% of all assessments that were assess and review (rolling 12 month period)	1	1	100.0%	31.7%	31.6%
% of terminated courses where treatment was abandoned or discontinued (rolling 12 month period)	0	0	N/A	7.9%	7.7%
% of completed treatments indicating that PAR score was taken (year to date)	0	0	N/A	56.1%	58.4%
Rate of removable appliances per 100 fixed appliances - proposed treatment (rolling 12 month period)	0	0	N/A	5.53	5.64
Rate of removable appliances per 100 fixed appliances - completed treatment (rolling 12 month period)	0	0	N/A	4.24	4.81
% of courses of treatment with removable appliances only - proposed treatment (rolling 12 month period)	0	0	N/A	1.5%	2.0%
% of courses of treatment with removable appliances only - completed treatment (rolling 12 month period)	0	0	N/A	1.0%	1.5%
% of patients satisfied with the treatment they have received (rolling 12 month period)	0	0	N/A	96.6%	96.0%

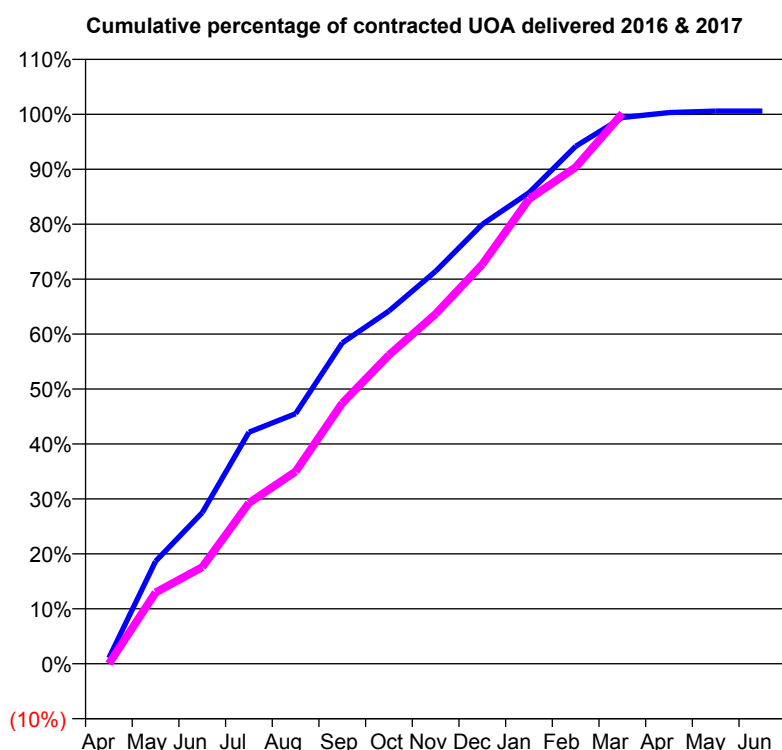
\* Figures in italics indicate that the base number is less than 100.

**Q44 - Vital Signs Orthodontic At a Glance Contract Report for 125407/0001 - March 2017**

Name or company name	Mark Fazakerley (VHO) Limited	16/17 Contracted general activity (UDA)	0
Contract type name	PDS Contract	Carry forward general activity (UDA)	0
Purpose of contract	Orthodontic	16/17 Contracted orthodontic activity (UOA)	8,331
Contract start date	01/05/2012	Carry forward orthodontic activity (UOA)	0
Contract end date	31/03/2018	Baseline contract value	£556,549.21

**ACCESS**

	Contract	England and Wales
24 month ratio of assessments to patient IDs	1.04	1.09

**ACTIVITY**


Month	Adjusted Scheduled Activity (UOA)	
	2016	2017
April	88	0
May	1,553	1,080
June	2,292	1,465
July	3,510	2,438
August	3,791	2,915
September	4,865	3,951
October	5,348	4,682
November	5,950	5,303
December	6,662	6,056
January	7,142	7,045
February	7,846	7,527
March	8,281	8,343
April	8,356	
May	8,378	
June	8,378	

**QUALITY**

	Contract Quantity	Contract Base Number	Contract *	Region	England
% of all assessments that were assess and fit appliances (rolling 12 month period)	393	616	63.8%	56.0%	56.6%
% of all assessments that were assess and refuse (rolling 12 month period)	43	616	7.0%	12.2%	11.8%
% of all assessments that were assess and review (rolling 12 month period)	180	616	29.2%	31.7%	31.6%
% of terminated courses where treatment was abandoned or discontinued (rolling 12 month period)	15	469	3.2%	7.9%	7.7%
% of completed treatments indicating that PAR score was taken (year to date)	269	452	59.5%	56.1%	58.4%
Rate of removable appliances per 100 fixed appliances - proposed treatment (rolling 12 month period)	9	771	1.17	5.53	5.64
Rate of removable appliances per 100 fixed appliances - completed treatment (rolling 12 month period)	4	899	0.44	4.24	4.81
% of courses of treatment with removable appliances only - proposed treatment (rolling 12 month period)	5	393	1.3%	1.5%	2.0%
% of courses of treatment with removable appliances only - completed treatment (rolling 12 month period)	3	454	0.7%	1.0%	1.5%
% of patients satisfied with the treatment they have received (rolling 12 month period)	12	12	100.0%	96.6%	96.0%

\* Figures in italics indicate that the base number is less than 100.

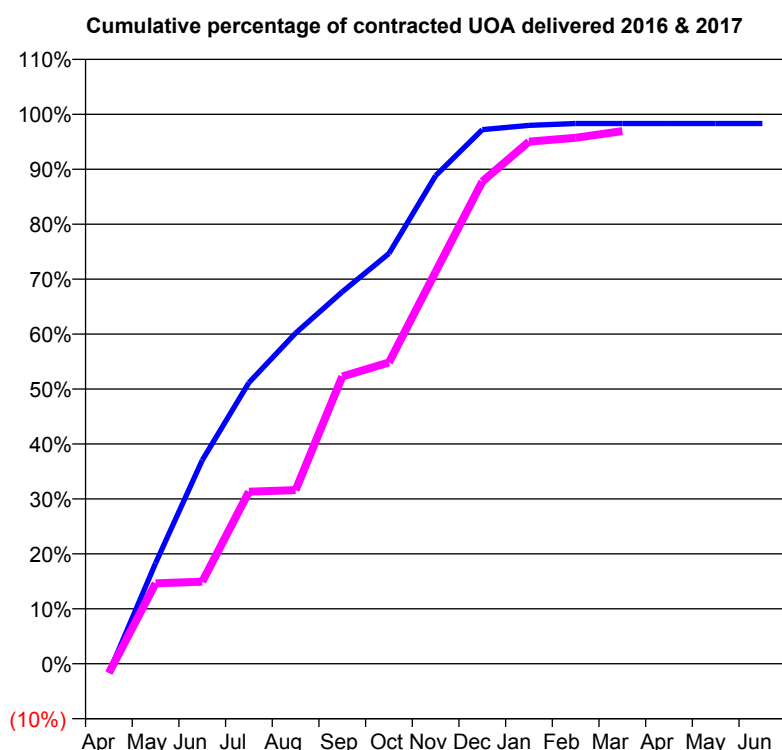
**Q44 - Vital Signs Orthodontic At a Glance Contract Report for 146676/0001 - March 2017**

Name or company name	Cheshire Cat Orthodontics Ltd
Contract type name	PDS Contract
Purpose of contract	Orthodontic
Contract start date	01/04/2010
Contract end date	31/03/2018

16/17 Contracted general activity (UDA)	0
Carry forward general activity (UDA)	0
16/17 Contracted orthodontic activity (UOA)	7,279
Carry forward orthodontic activity (UOA)	122
Baseline contract value	£471,858.79

**ACCESS**

	Contract	England and Wales
24 month ratio of assessments to patient IDs	1.09	1.09

**ACTIVITY**


Month	Adjusted Scheduled Activity (UOA)	
	2016	2017
April	-121	-122
May	1,333	1,066
June	2,696	1,087
July	3,725	2,280
August	4,379	2,301
September	4,928	3,805
October	5,434	3,992
November	6,465	5,192
December	7,075	6,389
January	7,132	6,916
February	7,157	6,968
March	7,157	7,056
April	7,157	
May	7,157	
June	7,157	

**QUALITY**

	Contract Quantity	Contract Base Number	Contract *	Region	England
% of all assessments that were assess and fit appliances (rolling 12 month period)	316	909	34.8%	56.0%	56.6%
% of all assessments that were assess and refuse (rolling 12 month period)	198	909	21.8%	12.2%	11.8%
% of all assessments that were assess and review (rolling 12 month period)	395	909	43.5%	31.7%	31.6%
% of terminated courses where treatment was abandoned or discontinued (rolling 12 month period)	0	337	0.0%	7.9%	7.7%
% of completed treatments indicating that PAR score was taken (year to date)	129	337	38.3%	56.1%	58.4%
Rate of removable appliances per 100 fixed appliances - proposed treatment (rolling 12 month period)	6	576	1.04	5.53	5.64
Rate of removable appliances per 100 fixed appliances - completed treatment (rolling 12 month period)	1	653	0.15	4.24	4.81
% of courses of treatment with removable appliances only - proposed treatment (rolling 12 month period)	4	316	1.3%	1.5%	2.0%
% of courses of treatment with removable appliances only - completed treatment (rolling 12 month period)	1	337	0.3%	1.0%	1.5%
% of patients satisfied with the treatment they have received (rolling 12 month period)	25	25	100.0%	96.6%	96.0%

\* Figures in italics indicate that the base number is less than 100.

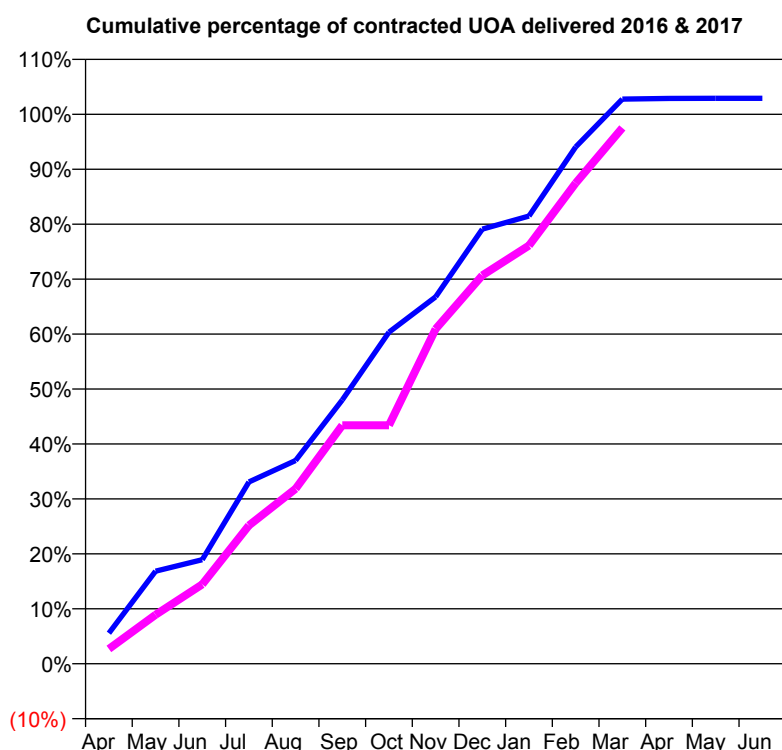
**Q44 - Vital Signs Orthodontic At a Glance Contract Report for 148709/0001 - March 2017**

Name or company name	P O'Neill (W.H.O) LTD
Contract type name	PDS Contract
Purpose of contract	Orthodontic
Contract start date	01/04/2011
Contract end date	31/03/2018

16/17 Contracted general activity (UDA)	0
Carry forward general activity (UDA)	0
16/17 Contracted orthodontic activity (UOA)	8,394
Carry forward orthodontic activity (UOA)	0
Baseline contract value	£544,260.86

**ACCESS**

	Contract	England and Wales
24 month ratio of assessments to patient IDs	1.03	1.09

**ACTIVITY**


Month	Adjusted Scheduled Activity (UOA)	
	2016	2017
April	468	228
May	1,415	748
June	1,589	1,214
July	2,777	2,113
August	3,106	2,673
September	4,031	3,644
October	5,065	3,644
November	5,605	5,114
December	6,639	5,932
January	6,839	6,389
February	7,894	7,343
March	8,625	8,186
April	8,635	
May	8,637	
June	8,637	

**QUALITY**

	Contract Quantity	Contract Base Number	Contract *	Region	England
% of all assessments that were assess and fit appliances (rolling 12 month period)	377	698	54.0%	56.0%	56.6%
% of all assessments that were assess and refuse (rolling 12 month period)	88	698	12.6%	12.2%	11.8%
% of all assessments that were assess and review (rolling 12 month period)	233	698	33.4%	31.7%	31.6%
% of terminated courses where treatment was abandoned or discontinued (rolling 12 month period)	12	407	2.9%	7.9%	7.7%
% of completed treatments indicating that PAR score was taken (year to date)	379	395	95.9%	56.1%	58.4%
Rate of removable appliances per 100 fixed appliances - proposed treatment (rolling 12 month period)	2	703	0.28	5.53	5.64
Rate of removable appliances per 100 fixed appliances - completed treatment (rolling 12 month period)	2	776	0.26	4.24	4.81
% of courses of treatment with removable appliances only - proposed treatment (rolling 12 month period)	2	377	0.5%	1.5%	2.0%
% of courses of treatment with removable appliances only - completed treatment (rolling 12 month period)	2	395	0.5%	1.0%	1.5%
% of patients satisfied with the treatment they have received (rolling 12 month period)	12	12	100.0%	96.6%	96.0%

\* Figures in italics indicate that the base number is less than 100.



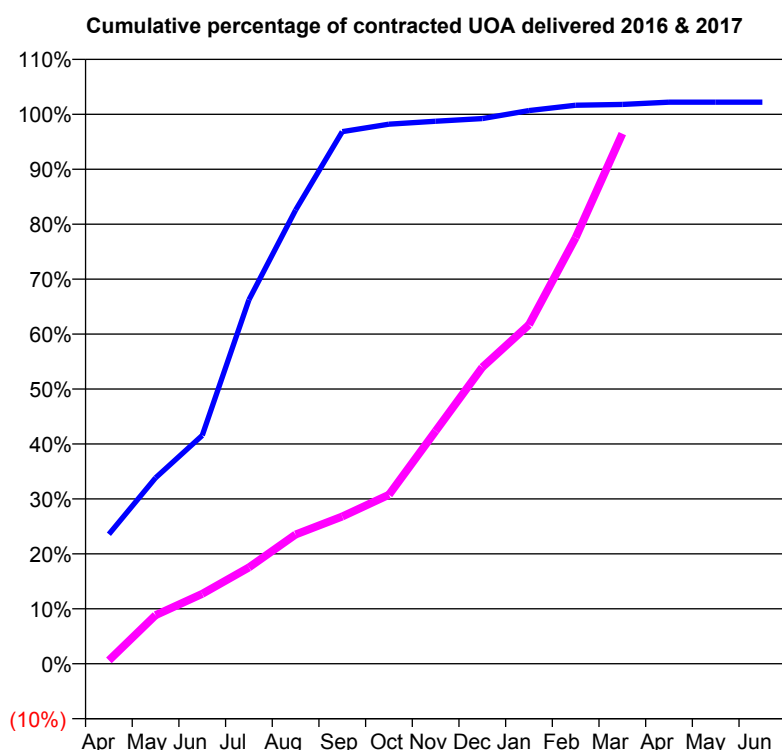
**Q44 - Vital Signs Orthodontic At a Glance Contract Report for 167088/0001 - March 2017**

Name or company name	Wallasey Orthodontic Practice
Contract type name	PDS Contract
Purpose of contract	Orthodontic
Contract start date	01/03/2014
Contract end date	31/03/2018

16/17 Contracted general activity (UDA)	0
Carry forward general activity (UDA)	0
16/17 Contracted orthodontic activity (UOA)	4,995
Carry forward orthodontic activity (UOA)	0
Baseline contract value	£323,901.73

**ACCESS**

	Contract	England and Wales
24 month ratio of assessments to patient IDs	1.01	1.09

**ACTIVITY**


Month	Adjusted Scheduled Activity (UOA)	
	2016	2017
April	1,178	31
May	1,690	442
June	2,076	636
July	3,308	876
August	4,124	1,175
September	4,837	1,339
October	4,905	1,536
November	4,932	2,116
December	4,956	2,695
January	5,028	3,082
February	5,077	3,873
March	5,084	4,819
April	5,105	
May	5,105	
June	5,105	

**QUALITY**

	Contract Quantity	Contract Base Number	Contract *	Region	England
% of all assessments that were assess and fit appliances (rolling 12 month period)	228	348	65.5%	56.0%	56.6%
% of all assessments that were assess and refuse (rolling 12 month period)	34	348	9.8%	12.2%	11.8%
% of all assessments that were assess and review (rolling 12 month period)	86	348	24.7%	31.7%	31.6%
% of terminated courses where treatment was abandoned or discontinued (rolling 12 month period)	18	291	6.2%	7.9%	7.7%
% of completed treatments indicating that PAR score was taken (year to date)	246	273	90.1%	56.1%	58.4%
Rate of removable appliances per 100 fixed appliances - proposed treatment (rolling 12 month period)	5	455	1.10	5.53	5.64
Rate of removable appliances per 100 fixed appliances - completed treatment (rolling 12 month period)	3	542	0.55	4.24	4.81
% of courses of treatment with removable appliances only - proposed treatment (rolling 12 month period)	0	228	0.0%	1.5%	2.0%
% of courses of treatment with removable appliances only - completed treatment (rolling 12 month period)	2	273	0.7%	1.0%	1.5%
% of patients satisfied with the treatment they have received (rolling 12 month period)	4	4	100.0%	96.6%	96.0%

\* Figures in italics indicate that the base number is less than 100.

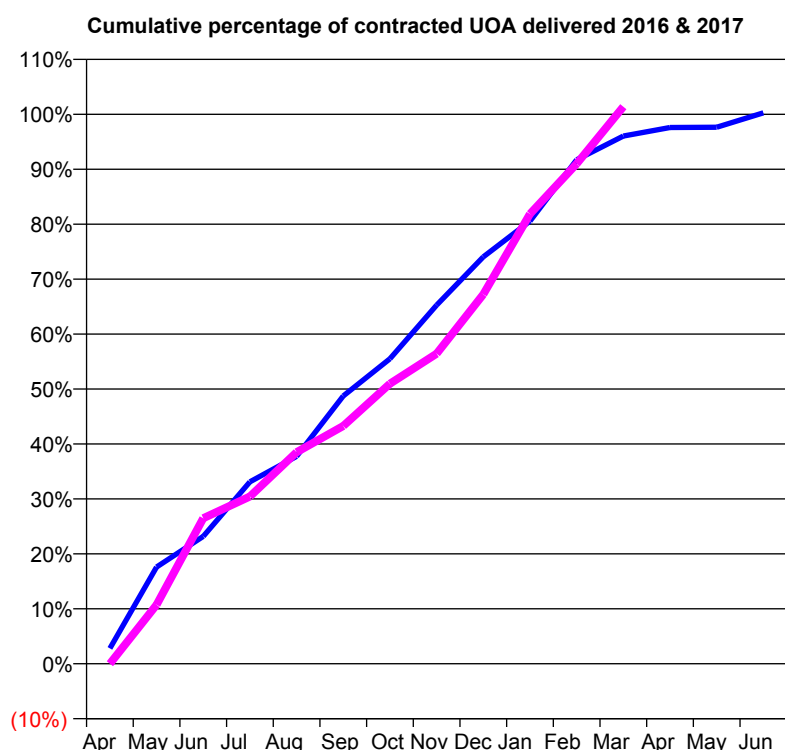
**Q44 - Vital Signs Orthodontic At a Glance Contract Report for 183822/0001 - March 2017**

Name or company name	Peter Baldwin (VHO) Limited
Contract type name	PDS Contract
Purpose of contract	Orthodontic
Contract start date	01/05/2012
Contract end date	31/03/2018

16/17 Contracted general activity (UDA)	0
Carry forward general activity (UDA)	0
16/17 Contracted orthodontic activity (UOA)	8,789
Carry forward orthodontic activity (UOA)	0
Baseline contract value	£584,436.47

**ACCESS**

	Contract	England and Wales
24 month ratio of assessments to patient IDs	1.10	1.09

**ACTIVITY**


Month	Adjusted Scheduled Activity (UOA)	
	2016	2017
April	246	0
May	1,548	943
June	2,038	2,329
July	2,910	2,676
August	3,317	3,383
September	4,284	3,803
October	4,878	4,480
November	5,736	4,960
December	6,508	5,908
January	7,080	7,195
February	8,061	7,998
March	8,441	8,910
April	8,577	
May	8,581	
June	8,812	

**QUALITY**

	Contract Quantity	Contract Base Number	Contract *	Region	England
% of all assessments that were assess and fit appliances (rolling 12 month period)	424	802	52.9%	56.0%	56.6%
% of all assessments that were assess and refuse (rolling 12 month period)	170	802	21.2%	12.2%	11.8%
% of all assessments that were assess and review (rolling 12 month period)	208	802	25.9%	31.7%	31.6%
% of terminated courses where treatment was abandoned or discontinued (rolling 12 month period)	12	379	3.2%	7.9%	7.7%
% of completed treatments indicating that PAR score was taken (year to date)	210	367	57.2%	56.1%	58.4%
Rate of removable appliances per 100 fixed appliances - proposed treatment (rolling 12 month period)	2	835	0.24	5.53	5.64
Rate of removable appliances per 100 fixed appliances - completed treatment (rolling 12 month period)	2	726	0.28	4.24	4.81
% of courses of treatment with removable appliances only - proposed treatment (rolling 12 month period)	2	424	0.5%	1.5%	2.0%
% of courses of treatment with removable appliances only - completed treatment (rolling 12 month period)	2	367	0.5%	1.0%	1.5%
% of patients satisfied with the treatment they have received (rolling 12 month period)	12	12	100.0%	96.6%	96.0%

\* Figures in italics indicate that the base number is less than 100.

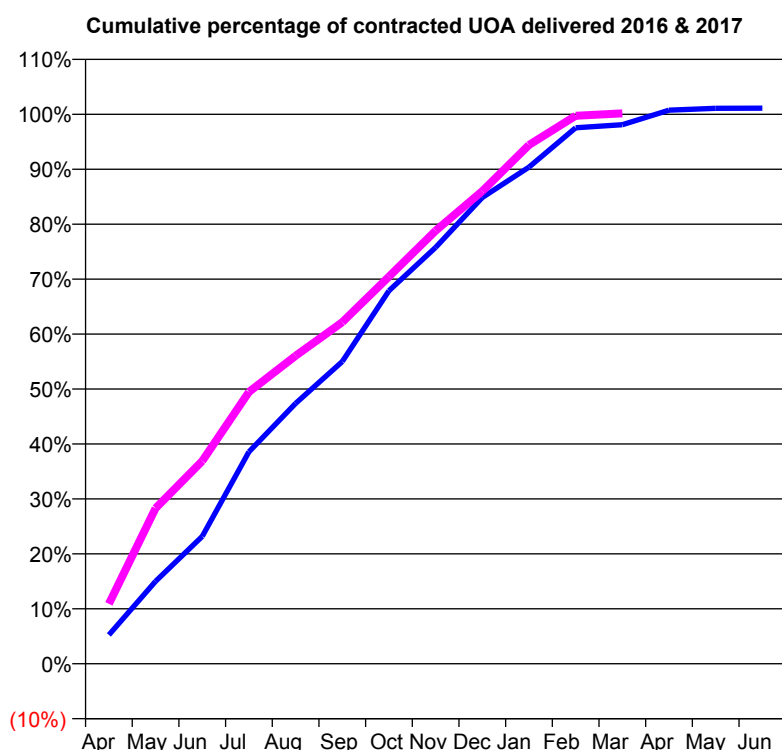
**Q44 - Vital Signs Orthodontic At a Glance Contract Report for 187445/0001 - March 2017**

Name or company name	Russell, Cumberbirch and Hain
Contract type name	PDS Contract
Purpose of contract	Orthodontic
Contract start date	01/04/2012
Contract end date	31/03/2018

16/17 Contracted general activity (UDA)	0
Carry forward general activity (UDA)	0
16/17 Contracted orthodontic activity (UOA)	13,029
Carry forward orthodontic activity (UOA)	0
Baseline contract value	£869,414.66

**ACCESS**

	Contract	England and Wales
24 month ratio of assessments to patient IDs	1.07	1.09

**ACTIVITY**


Month	Adjusted Scheduled Activity (UOA)	
	2016	2017
April	683	1,422
May	1,955	3,688
June	3,022	4,806
July	5,026	6,445
August	6,172	7,302
September	7,167	8,098
October	8,844	9,180
November	9,873	10,269
December	11,055	11,208
January	11,775	12,302
February	12,707	12,992
March	12,780	13,049
April	13,126	
May	13,169	
June	13,171	

**QUALITY**

	Contract Quantity	Contract Base Number	Contract *	Region	England
% of all assessments that were assess and fit appliances (rolling 12 month period)	618	1,177	52.5%	56.0%	56.6%
% of all assessments that were assess and refuse (rolling 12 month period)	135	1,177	11.5%	12.2%	11.8%
% of all assessments that were assess and review (rolling 12 month period)	424	1,177	36.0%	31.7%	31.6%
% of terminated courses where treatment was abandoned or discontinued (rolling 12 month period)	29	622	4.7%	7.9%	7.7%
% of completed treatments indicating that PAR score was taken (year to date)	525	593	88.5%	56.1%	58.4%
Rate of removable appliances per 100 fixed appliances - proposed treatment (rolling 12 month period)	182	1,162	15.66	5.53	5.64
Rate of removable appliances per 100 fixed appliances - completed treatment (rolling 12 month period)	113	1,065	10.61	4.24	4.81
% of courses of treatment with removable appliances only - proposed treatment (rolling 12 month period)	10	618	1.6%	1.5%	2.0%
% of courses of treatment with removable appliances only - completed treatment (rolling 12 month period)	5	593	0.8%	1.0%	1.5%
% of patients satisfied with the treatment they have received (rolling 12 month period)	32	33	97.0%	96.6%	96.0%

\* Figures in italics indicate that the base number is less than 100.

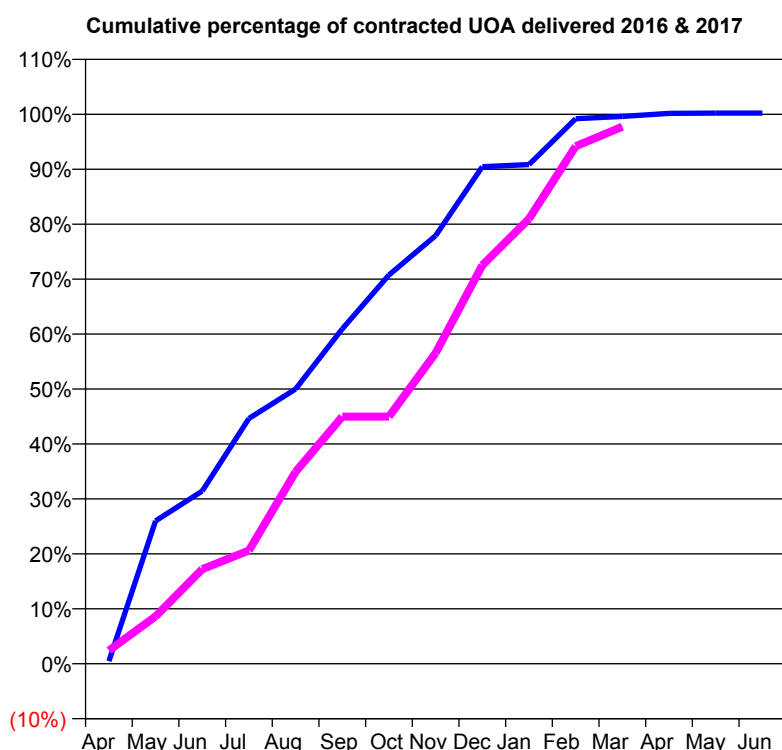
**Q44 - Vital Signs Orthodontic At a Glance Contract Report for 194468/0001 - March 2017**

Name or company name	West House (AOM) LTD
Contract type name	PDS Contract
Purpose of contract	Orthodontic
Contract start date	01/04/2011
Contract end date	31/03/2018

16/17 Contracted general activity (UDA)	0
Carry forward general activity (UDA)	0
16/17 Contracted orthodontic activity (UOA)	9,614
Carry forward orthodontic activity (UOA)	0
Baseline contract value	£624,365.64

**ACCESS**

	Contract	England and Wales
24 month ratio of assessments to patient IDs	1.07	1.09

**ACTIVITY**


Month	Adjusted Scheduled Activity (UOA)	
	2016	2017
April	46	233
May	2,500	830
June	3,022	1,655
July	4,293	1,981
August	4,806	3,358
September	5,859	4,325
October	6,802	4,325
November	7,489	5,436
December	8,696	6,973
January	8,734	7,783
February	9,536	9,054
March	9,576	9,397
April	9,629	
May	9,633	
June	9,633	

**QUALITY**

	Contract Quantity	Contract Base Number	Contract *	Region	England
% of all assessments that were assess and fit appliances (rolling 12 month period)	433	797	54.3%	56.0%	56.6%
% of all assessments that were assess and refuse (rolling 12 month period)	69	797	8.7%	12.2%	11.8%
% of all assessments that were assess and review (rolling 12 month period)	295	797	37.0%	31.7%	31.6%
% of terminated courses where treatment was abandoned or discontinued (rolling 12 month period)	8	376	2.1%	7.9%	7.7%
% of completed treatments indicating that PAR score was taken (year to date)	364	368	98.9%	56.1%	58.4%
Rate of removable appliances per 100 fixed appliances - proposed treatment (rolling 12 month period)	6	795	0.75	5.53	5.64
Rate of removable appliances per 100 fixed appliances - completed treatment (rolling 12 month period)	1	730	0.14	4.24	4.81
% of courses of treatment with removable appliances only - proposed treatment (rolling 12 month period)	2	433	0.5%	1.5%	2.0%
% of courses of treatment with removable appliances only - completed treatment (rolling 12 month period)	0	368	0.0%	1.0%	1.5%
% of patients satisfied with the treatment they have received (rolling 12 month period)	8	8	100.0%	96.6%	96.0%

\* Figures in italics indicate that the base number is less than 100.

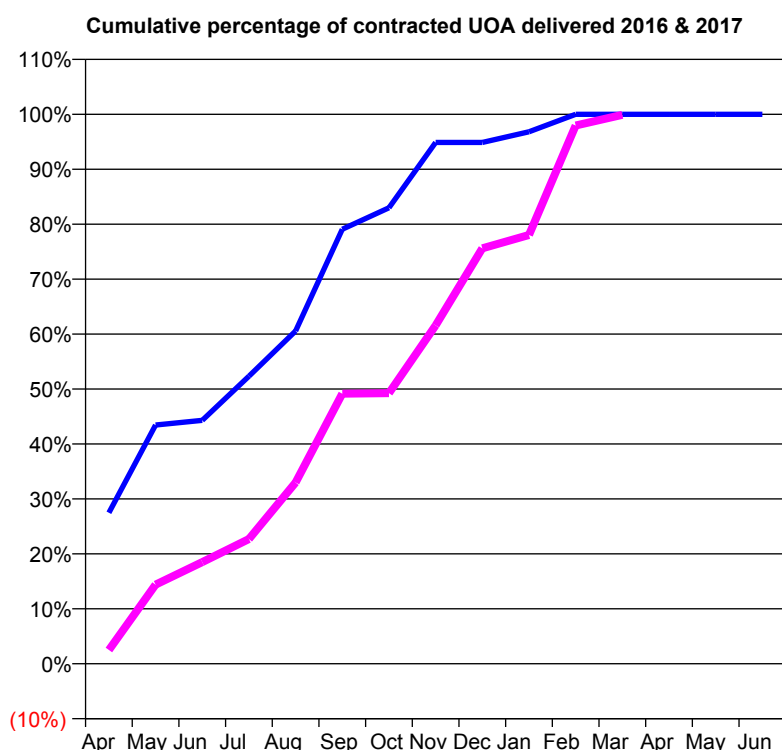
**Q44 - Vital Signs Orthodontic At a Glance Contract Report for 210153/0002 - March 2017**

Name or company name	Latchford Dental Practice Ltd
Contract type name	PDS Contract
Purpose of contract	Orthodontic
Contract start date	01/04/2006
Contract end date	31/03/2018

16/17 Contracted general activity (UDA)	0
Carry forward general activity (UDA)	0
16/17 Contracted orthodontic activity (UOA)	1,070
Carry forward orthodontic activity (UOA)	0
Baseline contract value	£69,350.26

**ACCESS**

	Contract	England and Wales
24 month ratio of assessments to patient IDs	1.11	1.09

**ACTIVITY**


Month	Adjusted Scheduled Activity (UOA)	
	2016	2017
April	294	27
May	465	154
June	474	198
July	560	243
August	648	353
September	846	526
October	888	527
November	1,015	659
December	1,015	809
January	1,036	835
February	1,070	1,048
March	1,070	1,069
April	1,070	
May	1,070	
June	1,070	

**QUALITY**

	Contract Quantity	Contract Base Number	Contract *	Region	England
% of all assessments that were assess and fit appliances (rolling 12 month period)	50	86	58.1%	56.0%	56.6%
% of all assessments that were assess and refuse (rolling 12 month period)	6	86	7.0%	12.2%	11.8%
% of all assessments that were assess and review (rolling 12 month period)	30	86	34.9%	31.7%	31.6%
% of terminated courses where treatment was abandoned or discontinued (rolling 12 month period)	1	8	12.5%	7.9%	7.7%
% of completed treatments indicating that PAR score was taken (year to date)	7	7	100.0%	56.1%	58.4%
Rate of removable appliances per 100 fixed appliances - proposed treatment (rolling 12 month period)	2	96	2.08	5.53	5.64
Rate of removable appliances per 100 fixed appliances - completed treatment (rolling 12 month period)	3	10	30.00	4.24	4.81
% of courses of treatment with removable appliances only - proposed treatment (rolling 12 month period)	2	50	4.0%	1.5%	2.0%
% of courses of treatment with removable appliances only - completed treatment (rolling 12 month period)	2	7	28.6%	1.0%	1.5%
% of patients satisfied with the treatment they have received (rolling 12 month period)	1	1	100.0%	96.6%	96.0%

\* Figures in italics indicate that the base number is less than 100.

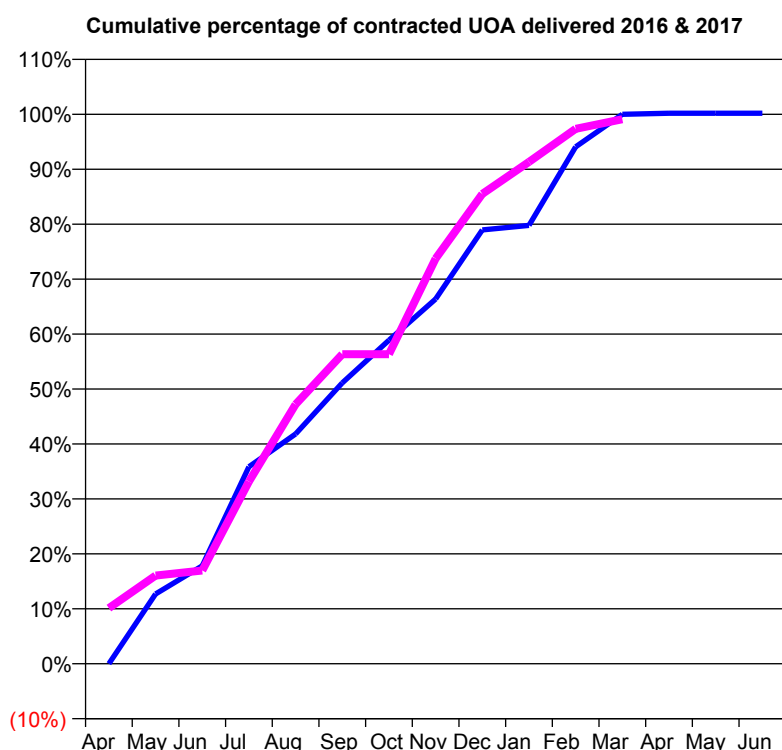
**Q44 - Vital Signs Orthodontic At a Glance Contract Report for 336351/0001 - March 2017**

Name or company name	MISS MM EVANS
Contract type name	PDS Contract
Purpose of contract	Orthodontic
Contract start date	01/04/2006
Contract end date	31/03/2018

16/17 Contracted general activity (UDA)	0
Carry forward general activity (UDA)	0
16/17 Contracted orthodontic activity (UOA)	2,568
Carry forward orthodontic activity (UOA)	14
Baseline contract value	£166,519.05

**ACCESS**

	Contract	England and Wales
24 month ratio of assessments to patient IDs	1.04	1.09

**ACTIVITY**


Month	Adjusted Scheduled Activity (UOA)	
	2016	2017
April	0	260
May	326	412
June	458	436
July	921	852
August	1,074	1,213
September	1,313	1,447
October	1,512	1,447
November	1,705	1,894
December	2,028	2,196
January	2,049	2,346
February	2,416	2,500
March	2,568	2,545
April	2,573	
May	2,573	
June	2,573	

**QUALITY**

	Contract Quantity	Contract Base Number	Contract *	Region	England
% of all assessments that were assess and fit appliances (rolling 12 month period)	119	182	65.4%	56.0%	56.6%
% of all assessments that were assess and refuse (rolling 12 month period)	25	182	13.7%	12.2%	11.8%
% of all assessments that were assess and review (rolling 12 month period)	38	182	20.9%	31.7%	31.6%
% of terminated courses where treatment was abandoned or discontinued (rolling 12 month period)	7	96	7.3%	7.9%	7.7%
% of completed treatments indicating that PAR score was taken (year to date)	72	89	80.9%	56.1%	58.4%
Rate of removable appliances per 100 fixed appliances - proposed treatment (rolling 12 month period)	5	231	2.16	5.53	5.64
Rate of removable appliances per 100 fixed appliances - completed treatment (rolling 12 month period)	0	177	0.00	4.24	4.81
% of courses of treatment with removable appliances only - proposed treatment (rolling 12 month period)	0	119	0.0%	1.5%	2.0%
% of courses of treatment with removable appliances only - completed treatment (rolling 12 month period)	0	89	0.0%	1.0%	1.5%
% of patients satisfied with the treatment they have received (rolling 12 month period)	5	5	100.0%	96.6%	96.0%

\* Figures in italics indicate that the base number is less than 100.

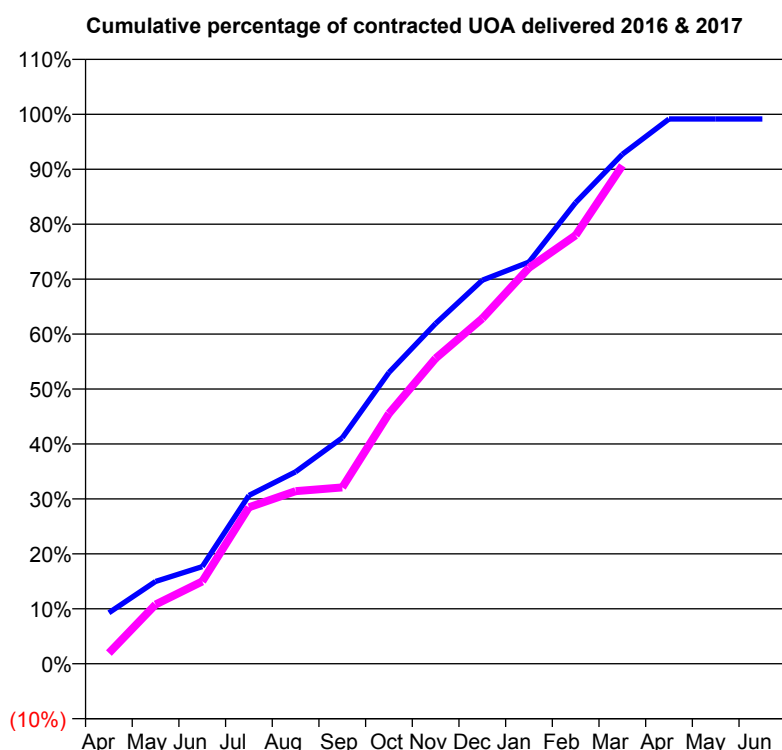
**Q44 - Vital Signs Orthodontic At a Glance Contract Report for 363340/0007 - March 2017**

Name or company name	MISS SA HEPENSTAL
Contract type name	PDS Contract
Purpose of contract	Orthodontic
Contract start date	01/01/2011
Contract end date	31/03/2018

16/17 Contracted general activity (UDA)	0
Carry forward general activity (UDA)	0
16/17 Contracted orthodontic activity (UOA)	3,235
Carry forward orthodontic activity (UOA)	0
Baseline contract value	£217,191.27

**ACCESS**

	Contract	England and Wales
24 month ratio of assessments to patient IDs	1.08	1.09

**ACTIVITY**


Month	Adjusted Scheduled Activity (UOA)	
	2016	2017
April	300	63
May	485	349
June	572	485
July	991	921
August	1,130	1,016
September	1,330	1,038
October	1,715	1,473
November	2,003	1,798
December	2,258	2,033
January	2,365	2,331
February	2,715	2,523
March	2,999	2,933
April	3,207	
May	3,207	
June	3,207	

**QUALITY**

	Contract Quantity	Contract Base Number	Contract *	Region	England
% of all assessments that were assess and fit appliances (rolling 12 month period)	148	254	58.3%	56.0%	56.6%
% of all assessments that were assess and refuse (rolling 12 month period)	24	254	9.4%	12.2%	11.8%
% of all assessments that were assess and review (rolling 12 month period)	82	254	32.3%	31.7%	31.6%
% of terminated courses where treatment was abandoned or discontinued (rolling 12 month period)	4	163	2.5%	7.9%	7.7%
% of completed treatments indicating that PAR score was taken (year to date)	96	159	60.4%	56.1%	58.4%
Rate of removable appliances per 100 fixed appliances - proposed treatment (rolling 12 month period)	10	286	3.50	5.53	5.64
Rate of removable appliances per 100 fixed appliances - completed treatment (rolling 12 month period)	12	295	4.07	4.24	4.81
% of courses of treatment with removable appliances only - proposed treatment (rolling 12 month period)	3	148	2.0%	1.5%	2.0%
% of courses of treatment with removable appliances only - completed treatment (rolling 12 month period)	8	159	5.0%	1.0%	1.5%
% of patients satisfied with the treatment they have received (rolling 12 month period)	6	6	100.0%	96.6%	96.0%

\* Figures in italics indicate that the base number is less than 100.

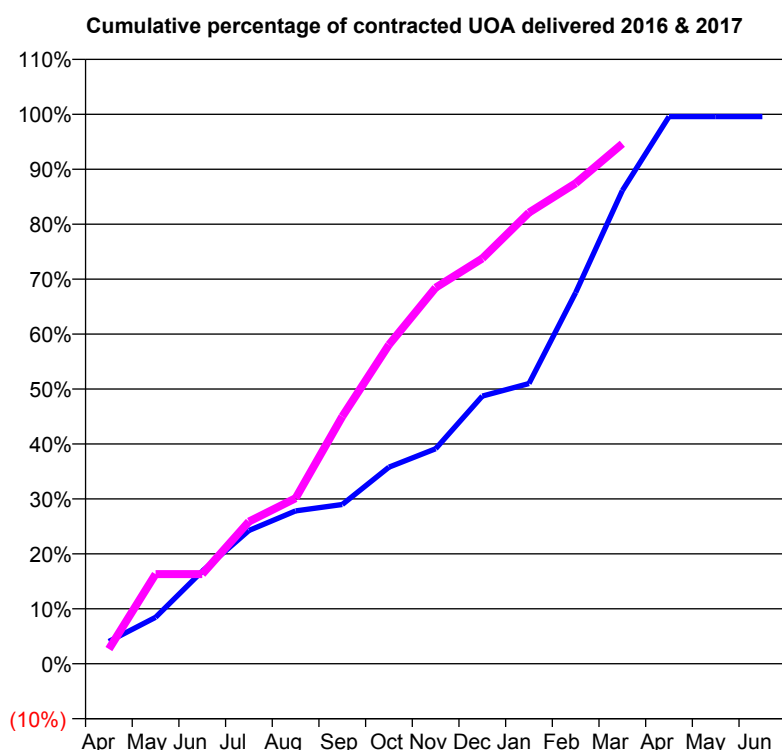
**Q44 - Vital Signs Orthodontic At a Glance Contract Report for 675857/0001 - March 2017**

Name or company name	MR JW DWYER
Contract type name	PDS Contract
Purpose of contract	Orthodontic
Contract start date	01/04/2010
Contract end date	31/03/2018

16/17 Contracted general activity (UDA)	0
Carry forward general activity (UDA)	0
16/17 Contracted orthodontic activity (UOA)	2,048
Carry forward orthodontic activity (UOA)	8
Baseline contract value	£132,771.50

**ACCESS**

	Contract	England and Wales
24 month ratio of assessments to patient IDs	1.00	1.09

**ACTIVITY**


Month	Adjusted Scheduled Activity (UOA)	
	2016	2017
April	83	55
May	173	334
June	345	334
July	497	530
August	570	617
September	594	922
October	733	1,189
November	802	1,402
December	998	1,511
January	1,045	1,682
February	1,384	1,791
March	1,764	1,938
April	2,040	
May	2,040	
June	2,040	

**QUALITY**

	Contract Quantity	Contract Base Number	Contract *	Region	England
% of all assessments that were assess and fit appliances (rolling 12 month period)	103	161	64.0%	56.0%	56.6%
% of all assessments that were assess and refuse (rolling 12 month period)	31	161	19.3%	12.2%	11.8%
% of all assessments that were assess and review (rolling 12 month period)	27	161	16.8%	31.7%	31.6%
% of terminated courses where treatment was abandoned or discontinued (rolling 12 month period)	3	74	4.1%	7.9%	7.7%
% of completed treatments indicating that PAR score was taken (year to date)	69	71	97.2%	56.1%	58.4%
Rate of removable appliances per 100 fixed appliances - proposed treatment (rolling 12 month period)	9	206	4.37	5.53	5.64
Rate of removable appliances per 100 fixed appliances - completed treatment (rolling 12 month period)	0	142	0.00	4.24	4.81
% of courses of treatment with removable appliances only - proposed treatment (rolling 12 month period)	0	103	0.0%	1.5%	2.0%
% of courses of treatment with removable appliances only - completed treatment (rolling 12 month period)	0	71	0.0%	1.0%	1.5%
% of patients satisfied with the treatment they have received (rolling 12 month period)	3	3	100.0%	96.6%	96.0%

\* Figures in italics indicate that the base number is less than 100.

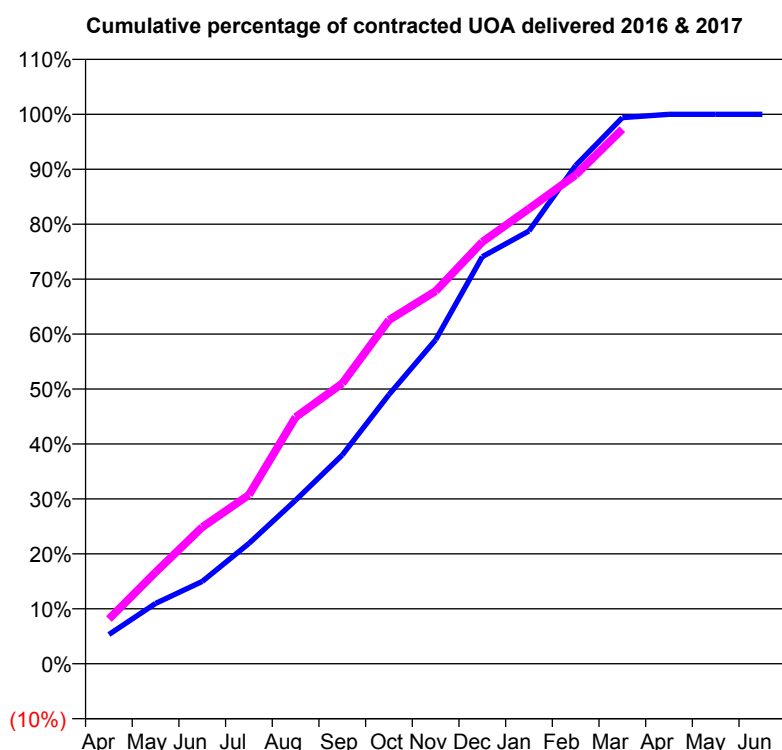


**Q44 - Vital Signs Orthodontic At a Glance Contract Report for 678015/0001 - March 2017**

Name or company name	MRS MJ BRINDLEY
Contract type name	PDS Contract
Purpose of contract	Orthodontic
Contract start date	13/06/2014
Contract end date	31/03/2018

16/17 Contracted general activity (UDA)	0
Carry forward general activity (UDA)	0
16/17 Contracted orthodontic activity (UOA)	10,036
Carry forward orthodontic activity (UOA)	0
Baseline contract value	£676,537.10

ACCESS	Contract	England and Wales
24 month ratio of assessments to patient IDs	1.05	1.09

**ACTIVITY**


Month	Adjusted Scheduled Activity (UOA)	
	2016	2017
April	534	818
May	1,103	1,671
June	1,504	2,495
July	2,198	3,085
August	2,988	4,505
September	3,812	5,121
October	4,917	6,277
November	5,916	6,806
December	7,433	7,705
January	7,905	8,311
February	9,101	8,926
March	9,975	9,763
April	10,036	
May	10,036	
June	10,036	

QUALITY	Contract Quantity	Contract Base Number	Contract *	Region	England
% of all assessments that were assess and fit appliances (rolling 12 month period)	462	793	58.3%	56.0%	56.6%
% of all assessments that were assess and refuse (rolling 12 month period)	114	793	14.4%	12.2%	11.8%
% of all assessments that were assess and review (rolling 12 month period)	217	793	27.4%	31.7%	31.6%
% of terminated courses where treatment was abandoned or discontinued (rolling 12 month period)	20	400	5.0%	7.9%	7.7%
% of completed treatments indicating that PAR score was taken (year to date)	374	379	98.7%	56.1%	58.4%
Rate of removable appliances per 100 fixed appliances - proposed treatment (rolling 12 month period)	53	909	5.83	5.53	5.64
Rate of removable appliances per 100 fixed appliances - completed treatment (rolling 12 month period)	48	752	6.38	4.24	4.81
% of courses of treatment with removable appliances only - proposed treatment (rolling 12 month period)	1	462	0.2%	1.5%	2.0%
% of courses of treatment with removable appliances only - completed treatment (rolling 12 month period)	1	380	0.3%	1.0%	1.5%
% of patients satisfied with the treatment they have received (rolling 12 month period)	14	15	93.3%	96.6%	96.0%

\* Figures in italics indicate that the base number is less than 100.

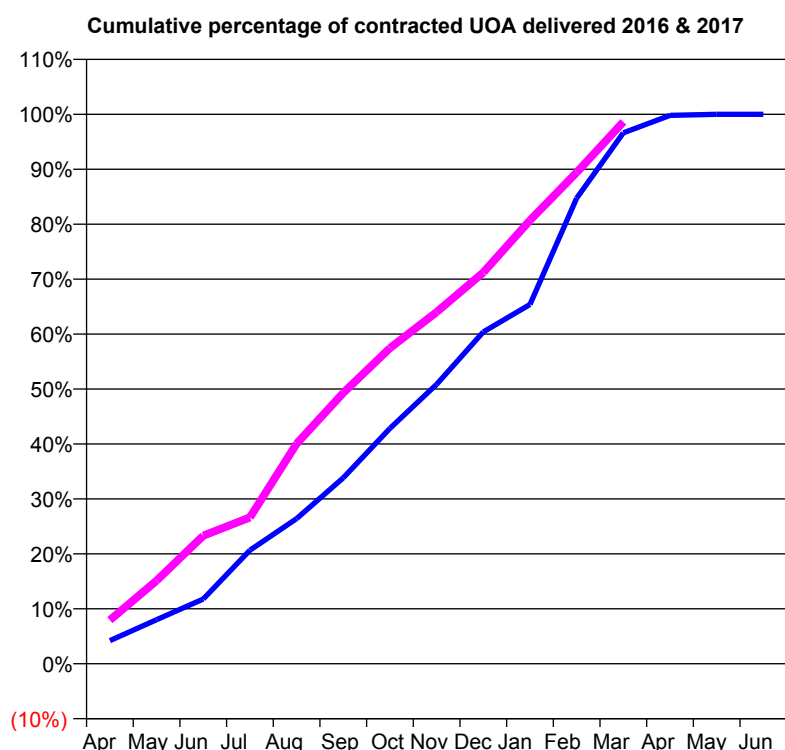
**Q44 - Vital Signs Orthodontic At a Glance Contract Report for 678015/0002 - March 2017**

Name or company name	MRS MJ BRINDLEY
Contract type name	PDS Contract
Purpose of contract	Orthodontic
Contract start date	13/06/2014
Contract end date	31/03/2018

16/17 Contracted general activity (UDA)	0
Carry forward general activity (UDA)	0
16/17 Contracted orthodontic activity (UOA)	10,000
Carry forward orthodontic activity (UOA)	0
Baseline contract value	£581,699.74

**ACCESS**

	Contract	England and Wales
24 month ratio of assessments to patient IDs	1.04	1.09

**ACTIVITY**


Month	Adjusted Scheduled Activity (UOA)	
	2016	2017
April	420	795
May	801	1,514
June	1,178	2,332
July	2,067	2,663
August	2,642	4,006
September	3,384	4,930
October	4,284	5,744
November	5,086	6,400
December	6,038	7,120
January	6,538	8,071
February	8,474	8,940
March	9,662	9,860
April	9,979	
May	10,000	
June	10,000	

**QUALITY**

	Contract Quantity	Contract Base Number	Contract *	Region	England
% of all assessments that were assess and fit appliances (rolling 12 month period)	467	860	54.3%	56.0%	56.6%
% of all assessments that were assess and refuse (rolling 12 month period)	153	860	17.8%	12.2%	11.8%
% of all assessments that were assess and review (rolling 12 month period)	240	860	27.9%	31.7%	31.6%
% of terminated courses where treatment was abandoned or discontinued (rolling 12 month period)	22	507	4.3%	7.9%	7.7%
% of completed treatments indicating that PAR score was taken (year to date)	474	485	97.7%	56.1%	58.4%
Rate of removable appliances per 100 fixed appliances - proposed treatment (rolling 12 month period)	49	924	5.30	5.53	5.64
Rate of removable appliances per 100 fixed appliances - completed treatment (rolling 12 month period)	82	964	8.51	4.24	4.81
% of courses of treatment with removable appliances only - proposed treatment (rolling 12 month period)	1	467	0.2%	1.5%	2.0%
% of courses of treatment with removable appliances only - completed treatment (rolling 12 month period)	0	485	0.0%	1.0%	1.5%
% of patients satisfied with the treatment they have received (rolling 12 month period)	12	12	100.0%	96.6%	96.0%

\* Figures in italics indicate that the base number is less than 100.

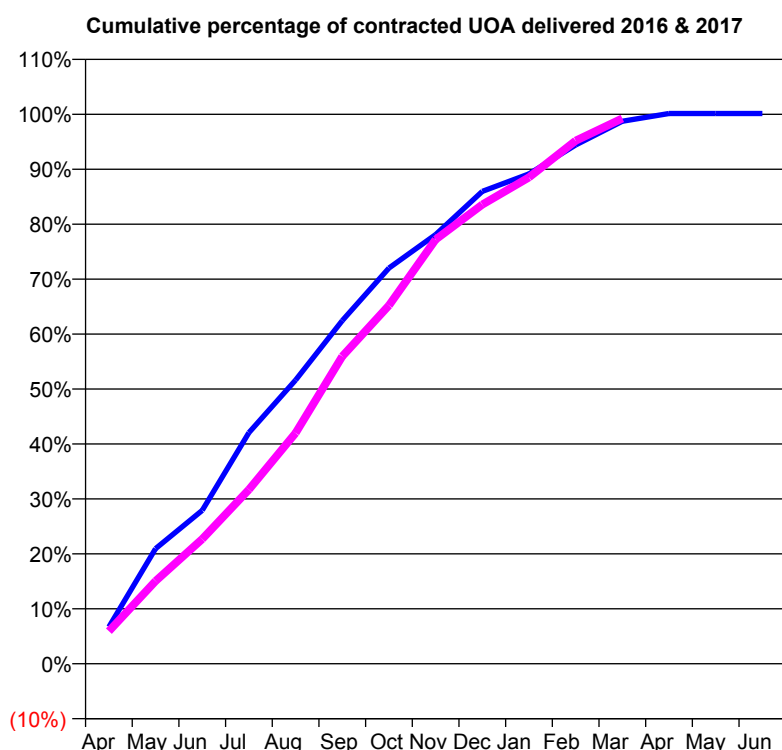
**Q44 - Vital Signs Orthodontic At a Glance Contract Report for 736422/0001 - March 2017**

Name or company name	MR CI LOWE
Contract type name	PDS Contract
Purpose of contract	Orthodontic
Contract start date	01/04/2006
Contract end date	31/03/2018

16/17 Contracted general activity (UDA)	0
Carry forward general activity (UDA)	0
16/17 Contracted orthodontic activity (UOA)	16,355
Carry forward orthodontic activity (UOA)	0
Baseline contract value	£1,120,087.31

**ACCESS**

	Contract	England and Wales
24 month ratio of assessments to patient IDs	1.12	1.09

**ACTIVITY**


Month	Adjusted Scheduled Activity (UOA)	
	2016	2017
April	1,096	969
May	3,429	2,463
June	4,568	3,714
July	6,879	5,187
August	8,443	6,867
September	10,214	9,151
October	11,779	10,665
November	12,773	12,627
December	14,059	13,666
January	14,580	14,475
February	15,443	15,569
March	16,149	16,229
April	16,378	
May	16,378	
June	16,378	

**QUALITY**

	Contract Quantity	Contract Base Number	Contract *	Region	England
% of all assessments that were assess and fit appliances (rolling 12 month period)	759	1,310	57.9%	56.0%	56.6%
% of all assessments that were assess and refuse (rolling 12 month period)	108	1,310	8.2%	12.2%	11.8%
% of all assessments that were assess and review (rolling 12 month period)	443	1,310	33.8%	31.7%	31.6%
% of terminated courses where treatment was abandoned or discontinued (rolling 12 month period)	55	748	7.4%	7.9%	7.7%
% of completed treatments indicating that PAR score was taken (year to date)	281	693	40.5%	56.1%	58.4%
Rate of removable appliances per 100 fixed appliances - proposed treatment (rolling 12 month period)	44	1,497	2.94	5.53	5.64
Rate of removable appliances per 100 fixed appliances - completed treatment (rolling 12 month period)	26	1,362	1.91	4.24	4.81
% of courses of treatment with removable appliances only - proposed treatment (rolling 12 month period)	2	759	0.3%	1.5%	2.0%
% of courses of treatment with removable appliances only - completed treatment (rolling 12 month period)	1	693	0.1%	1.0%	1.5%
% of patients satisfied with the treatment they have received (rolling 12 month period)	29	31	93.5%	96.6%	96.0%

\* Figures in italics indicate that the base number is less than 100.

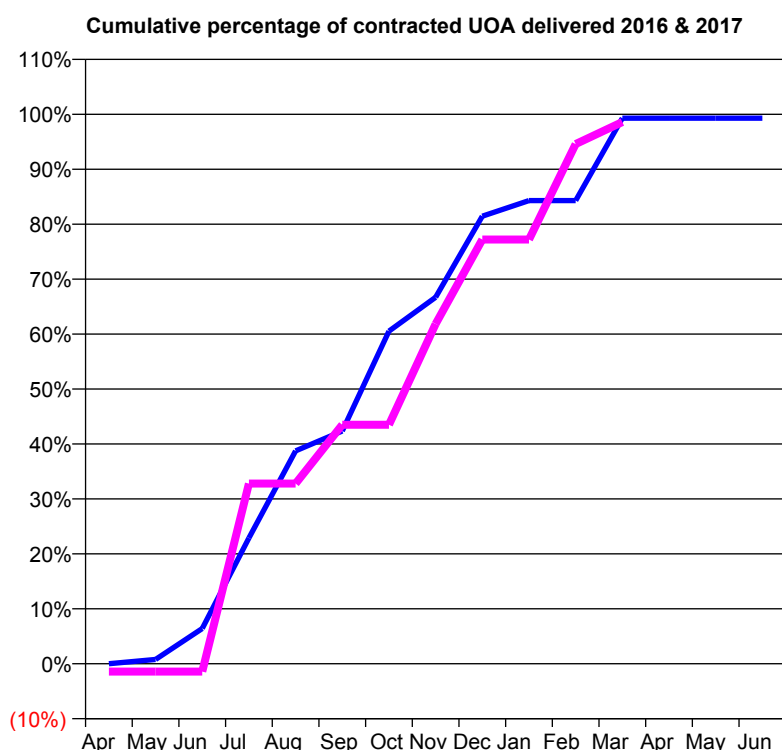
**Q44 - Vital Signs Orthodontic At a Glance Contract Report for 745596/0001 - March 2017**

Name or company name	MR JP MEISNER
Contract type name	PDS Contract
Purpose of contract	Orthodontic
Contract start date	01/04/2006
Contract end date	31/03/2018

16/17 Contracted general activity (UDA)	0
Carry forward general activity (UDA)	0
16/17 Contracted orthodontic activity (UOA)	3,131
Carry forward orthodontic activity (UOA)	45
Baseline contract value	£203,023.64

**ACCESS**

	Contract	England and Wales
24 month ratio of assessments to patient IDs	1.09	1.09

**ACTIVITY**


Month	Adjusted Scheduled Activity (UOA)	
	2016	2017
April	0	-45
May	25	-45
June	201	-45
July	717	1,027
August	1,213	1,027
September	1,326	1,362
October	1,895	1,362
November	2,088	1,936
December	2,550	2,417
January	2,639	2,417
February	2,639	2,961
March	3,109	3,087
April	3,109	
May	3,109	
June	3,109	

**QUALITY**

	Contract Quantity	Contract Base Number	Contract *	Region	England
% of all assessments that were assess and fit appliances (rolling 12 month period)	144	291	49.5%	56.0%	56.6%
% of all assessments that were assess and refuse (rolling 12 month period)	64	291	22.0%	12.2%	11.8%
% of all assessments that were assess and review (rolling 12 month period)	83	291	28.5%	31.7%	31.6%
% of terminated courses where treatment was abandoned or discontinued (rolling 12 month period)	10	181	5.5%	7.9%	7.7%
% of completed treatments indicating that PAR score was taken (year to date)	134	171	78.4%	56.1%	58.4%
Rate of removable appliances per 100 fixed appliances - proposed treatment (rolling 12 month period)	9	274	3.28	5.53	5.64
Rate of removable appliances per 100 fixed appliances - completed treatment (rolling 12 month period)	1	321	0.31	4.24	4.81
% of courses of treatment with removable appliances only - proposed treatment (rolling 12 month period)	0	144	0.0%	1.5%	2.0%
% of courses of treatment with removable appliances only - completed treatment (rolling 12 month period)	0	171	0.0%	1.0%	1.5%
% of patients satisfied with the treatment they have received (rolling 12 month period)	8	8	100.0%	96.6%	96.0%

\* Figures in italics indicate that the base number is less than 100.

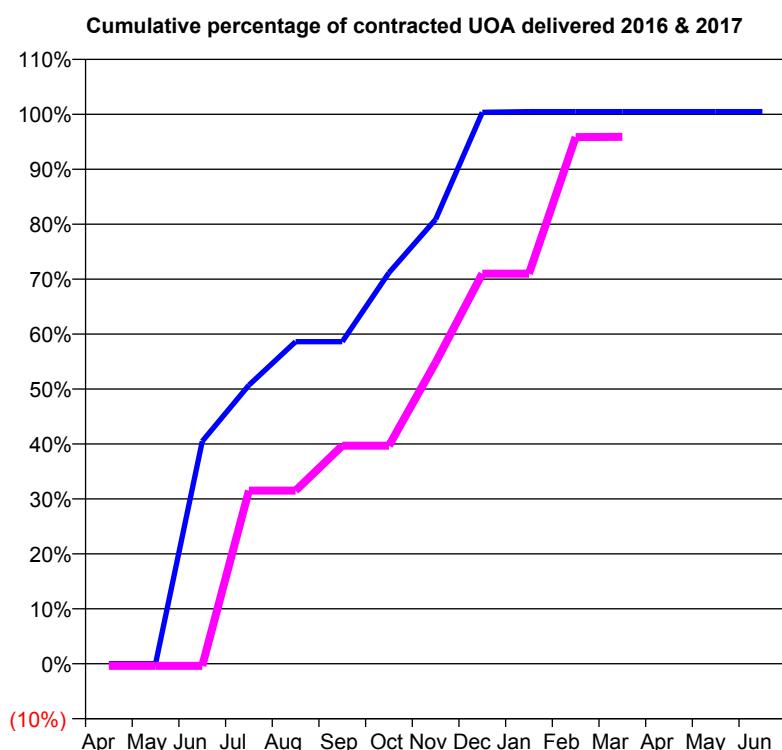
**Q44 - Vital Signs Orthodontic At a Glance Contract Report for 745596/0002 - March 2017**

Name or company name	MR JP MEISNER
Contract type name	PDS Contract
Purpose of contract	Orthodontic
Contract start date	01/04/2006
Contract end date	31/03/2018

16/17 Contracted general activity (UDA)	0
Carry forward general activity (UDA)	0
16/17 Contracted orthodontic activity (UOA)	2,479
Carry forward orthodontic activity (UOA)	10
Baseline contract value	£150,431.30

**ACCESS**

	Contract	England and Wales
24 month ratio of assessments to patient IDs	1.07	1.09

**ACTIVITY**


Month	Adjusted Scheduled Activity (UOA)	
	2016	2017
April	0	-10
May	0	-10
June	1,004	-10
July	1,257	781
August	1,453	781
September	1,453	984
October	1,764	984
November	2,005	1,359
December	2,488	1,760
January	2,491	1,760
February	2,491	2,376
March	2,491	2,377
April	2,491	
May	2,491	
June	2,491	

**QUALITY**

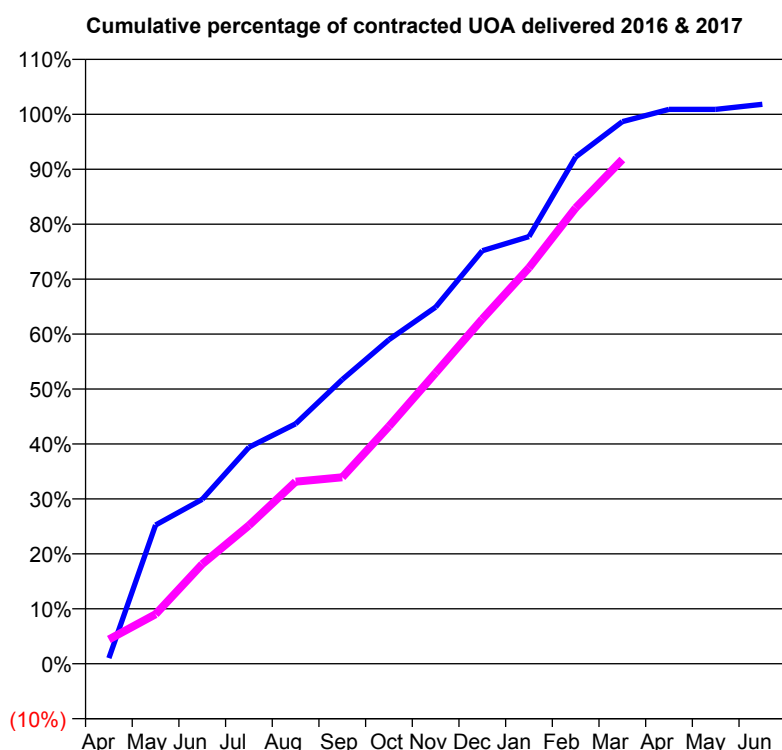
	Contract Quantity	Contract Base Number	Contract *	Region	England
% of all assessments that were assess and fit appliances (rolling 12 month period)	107	247	43.3%	56.0%	56.6%
% of all assessments that were assess and refuse (rolling 12 month period)	39	247	15.8%	12.2%	11.8%
% of all assessments that were assess and review (rolling 12 month period)	101	247	40.9%	31.7%	31.6%
% of terminated courses where treatment was abandoned or discontinued (rolling 12 month period)	9	145	6.2%	7.9%	7.7%
% of completed treatments indicating that PAR score was taken (year to date)	122	136	89.7%	56.1%	58.4%
Rate of removable appliances per 100 fixed appliances - proposed treatment (rolling 12 month period)	4	206	1.94	5.53	5.64
Rate of removable appliances per 100 fixed appliances - completed treatment (rolling 12 month period)	1	256	0.39	4.24	4.81
% of courses of treatment with removable appliances only - proposed treatment (rolling 12 month period)	0	107	0.0%	1.5%	2.0%
% of courses of treatment with removable appliances only - completed treatment (rolling 12 month period)	1	136	0.7%	1.0%	1.5%
% of patients satisfied with the treatment they have received (rolling 12 month period)	4	4	100.0%	96.6%	96.0%

\* Figures in italics indicate that the base number is less than 100.

**Q44 - Vital Signs Orthodontic At a Glance Contract Report for 751928/0001 - March 2017**

Name or company name	MISS JR GLEDHILL	16/17 Contracted general activity (UDA)	0
Contract type name	PDS Contract	Carry forward general activity (UDA)	0
Purpose of contract	Orthodontic	16/17 Contracted orthodontic activity (UOA)	11,958
Contract start date	01/04/2006	Carry forward orthodontic activity (UOA)	0
Contract end date	31/03/2018	Baseline contract value	£793,457.51

ACCESS	Contract	England and Wales
24 month ratio of assessments to patient IDs	1.05	1.09

**ACTIVITY**


Month	Adjusted Scheduled Activity (UOA)	
	2016	2017
April	124	531
May	3,020	1,079
June	3,580	2,168
July	4,710	3,010
August	5,221	3,963
September	6,186	4,059
October	7,054	5,167
November	7,762	6,331
December	8,989	7,502
January	9,295	8,617
February	11,028	9,919
March	11,797	10,972
April	12,063	
May	12,063	
June	12,175	

QUALITY	Contract Quantity	Contract Base Number	Contract *	Region	England
% of all assessments that were assess and fit appliances (rolling 12 month period)	526	1,169	45.0%	56.0%	56.6%
% of all assessments that were assess and refuse (rolling 12 month period)	162	1,169	13.9%	12.2%	11.8%
% of all assessments that were assess and review (rolling 12 month period)	481	1,169	41.1%	31.7%	31.6%
% of terminated courses where treatment was abandoned or discontinued (rolling 12 month period)	1	469	0.2%	7.9%	7.7%
% of completed treatments indicating that PAR score was taken (year to date)	442	468	94.4%	56.1%	58.4%
Rate of removable appliances per 100 fixed appliances - proposed treatment (rolling 12 month period)	113	1,007	11.22	5.53	5.64
Rate of removable appliances per 100 fixed appliances - completed treatment (rolling 12 month period)	121	880	13.75	4.24	4.81
% of courses of treatment with removable appliances only - proposed treatment (rolling 12 month period)	16	526	3.0%	1.5%	2.0%
% of courses of treatment with removable appliances only - completed treatment (rolling 12 month period)	24	468	5.1%	1.0%	1.5%
% of patients satisfied with the treatment they have received (rolling 12 month period)	22	23	95.7%	96.6%	96.0%

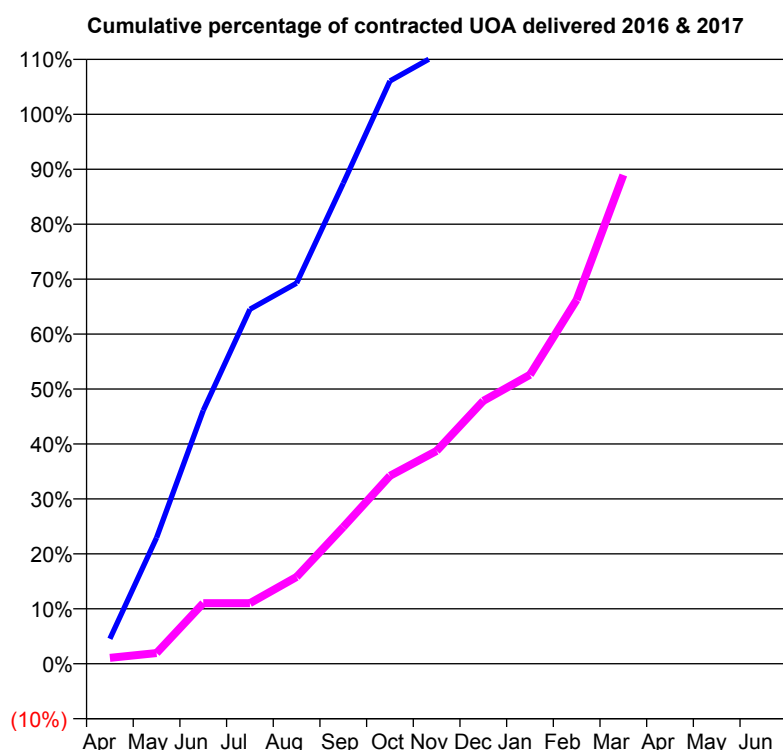
\* Figures in italics indicate that the base number is less than 100.

**Q44 - Vital Signs Orthodontic At a Glance Contract Report for 811289/0002 - March 2017**

Name or company name	MR WD SCOTT	16/17 Contracted general activity (UDA)	0
Contract type name	PDS Contract	Carry forward general activity (UDA)	0
Purpose of contract	Orthodontic	16/17 Contracted orthodontic activity (UOA)	462
Contract start date	01/04/2006	Carry forward orthodontic activity (UOA)	0
Contract end date	31/03/2018	Baseline contract value	£29,547.21

**ACCESS**

	Contract	England and Wales
24 month ratio of assessments to patient IDs	1.01	1.09

**ACTIVITY**


Month	Adjusted Scheduled Activity (UOA)	
	2016	2017
April	21	5
May	106	9
June	213	51
July	298	51
August	320	73
September	404	115
October	490	158
November	512	179
December	558	221
January	558	243
February	558	306
March	558	411
April	558	
May	558	
June	558	

**QUALITY**

	Contract Quantity	Contract Base Number	Contract *	Region	England
% of all assessments that were assess and fit appliances (rolling 12 month period)	25	29	86.2%	56.0%	56.6%
% of all assessments that were assess and refuse (rolling 12 month period)	4	29	13.8%	12.2%	11.8%
% of all assessments that were assess and review (rolling 12 month period)	0	29	0.0%	31.7%	31.6%
% of terminated courses where treatment was abandoned or discontinued (rolling 12 month period)	2	19	10.5%	7.9%	7.7%
% of completed treatments indicating that PAR score was taken (year to date)	16	17	94.1%	56.1%	58.4%
Rate of removable appliances per 100 fixed appliances - proposed treatment (rolling 12 month period)	2	41	4.88	5.53	5.64
Rate of removable appliances per 100 fixed appliances - completed treatment (rolling 12 month period)	1	32	3.13	4.24	4.81
% of courses of treatment with removable appliances only - proposed treatment (rolling 12 month period)	2	25	8.0%	1.5%	2.0%
% of courses of treatment with removable appliances only - completed treatment (rolling 12 month period)	1	17	5.9%	1.0%	1.5%
% of patients satisfied with the treatment they have received (rolling 12 month period)	1	1	100.0%	96.6%	96.0%

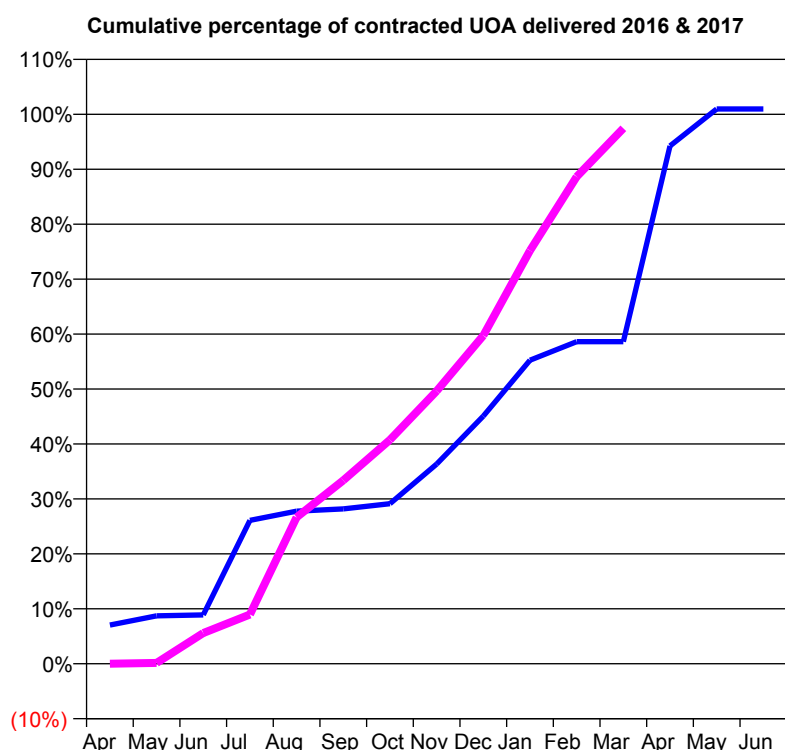
\* Figures in italics indicate that the base number is less than 100.

**Q45 - Vital Signs Orthodontic At a Glance Contract Report for 101338/0082 - March 2017**

Name or company name	Whitecross Dental Care Limited	16/17 Contracted general activity (UDA)	18,500
Contract type name	GDS Contract	Carry forward general activity (UDA)	332
Purpose of contract	General and Orthodontic	16/17 Contracted orthodontic activity (UOA)	1,249
Contract start date	01/04/2009	Carry forward orthodontic activity (UOA)	0
Contract end date		Baseline contract value	£595,395.99

**ACCESS**

	Contract	England and Wales
24 month ratio of assessments to patient IDs	1.05	1.09

**ACTIVITY**


Month	Adjusted Scheduled Activity (UOA)	
	2016	2017
April	88	0
May	109	2
June	111	70
July	326	112
August	347	333
September	352	417
October	364	509
November	454	620
December	563	746
January	690	939
February	732	1,107
March	732	1,217
April	1,177	
May	1,261	
June	1,261	

**QUALITY**

	Contract Quantity	Contract Base Number	Contract *	Region	England
% of all assessments that were assess and fit appliances (rolling 12 month period)	83	121	68.6%	56.0%	56.6%
% of all assessments that were assess and refuse (rolling 12 month period)	22	121	18.2%	12.2%	11.8%
% of all assessments that were assess and review (rolling 12 month period)	16	121	13.2%	31.7%	31.6%
% of terminated courses where treatment was abandoned or discontinued (rolling 12 month period)	2	6	33.3%	7.9%	7.7%
% of completed treatments indicating that PAR score was taken (year to date)	3	4	75.0%	56.1%	58.4%
Rate of removable appliances per 100 fixed appliances - proposed treatment (rolling 12 month period)	8	162	4.94	5.53	5.64
Rate of removable appliances per 100 fixed appliances - completed treatment (rolling 12 month period)	0	8	0.00	4.24	4.81
% of courses of treatment with removable appliances only - proposed treatment (rolling 12 month period)	0	83	0.0%	1.5%	2.0%
% of courses of treatment with removable appliances only - completed treatment (rolling 12 month period)	0	4	0.0%	1.0%	1.5%
% of patients satisfied with the treatment they have received (rolling 12 month period)	1	1	100.0%	96.6%	96.0%

\* Figures in italics indicate that the base number is less than 100.



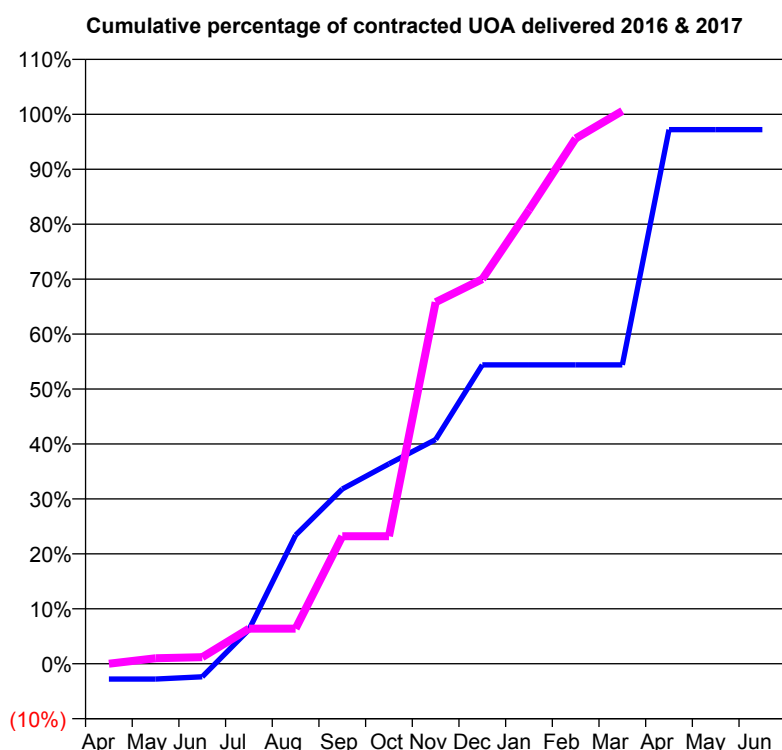
**Q45 - Vital Signs Orthodontic At a Glance Contract Report for 101338/0083 - March 2017**

Name or company name	Whitecross Dental Care Limited
Contract type name	GDS Contract
Purpose of contract	General and Orthodontic
Contract start date	01/04/2009
Contract end date	

16/17 Contracted general activity (UDA)	25,906
Carry forward general activity (UDA)	145
16/17 Contracted orthodontic activity (UOA)	500
Carry forward orthodontic activity (UOA)	0
Baseline contract value	£752,763.85

**ACCESS**

	Contract	England and Wales
24 month ratio of assessments to patient IDs	1.11	1.09

**ACTIVITY**


Month	Adjusted Scheduled Activity (UOA)	
	2016	2017
April	-14	0
May	-14	5
June	-12	6
July	31	32
August	117	32
September	159	116
October	182	116
November	204	329
December	272	350
January	272	413
February	272	478
March	272	503
April	486	
May	486	
June	486	

**QUALITY**

	Contract Quantity	Contract Base Number	Contract *	Region	England
% of all assessments that were assess and fit appliances (rolling 12 month period)	34	53	64.2%	56.0%	56.6%
% of all assessments that were assess and refuse (rolling 12 month period)	14	53	26.4%	12.2%	11.8%
% of all assessments that were assess and review (rolling 12 month period)	5	53	9.4%	31.7%	31.6%
% of terminated courses where treatment was abandoned or discontinued (rolling 12 month period)	0	2	0.0%	7.9%	7.7%
% of completed treatments indicating that PAR score was taken (year to date)	2	2	100.0%	56.1%	58.4%
Rate of removable appliances per 100 fixed appliances - proposed treatment (rolling 12 month period)	4	67	5.97	5.53	5.64
Rate of removable appliances per 100 fixed appliances - completed treatment (rolling 12 month period)	0	4	0.00	4.24	4.81
% of courses of treatment with removable appliances only - proposed treatment (rolling 12 month period)	0	34	0.0%	1.5%	2.0%
% of courses of treatment with removable appliances only - completed treatment (rolling 12 month period)	0	2	0.0%	1.0%	1.5%
% of patients satisfied with the treatment they have received (rolling 12 month period)	0	0	N/A	96.6%	96.0%

\* Figures in italics indicate that the base number is less than 100.

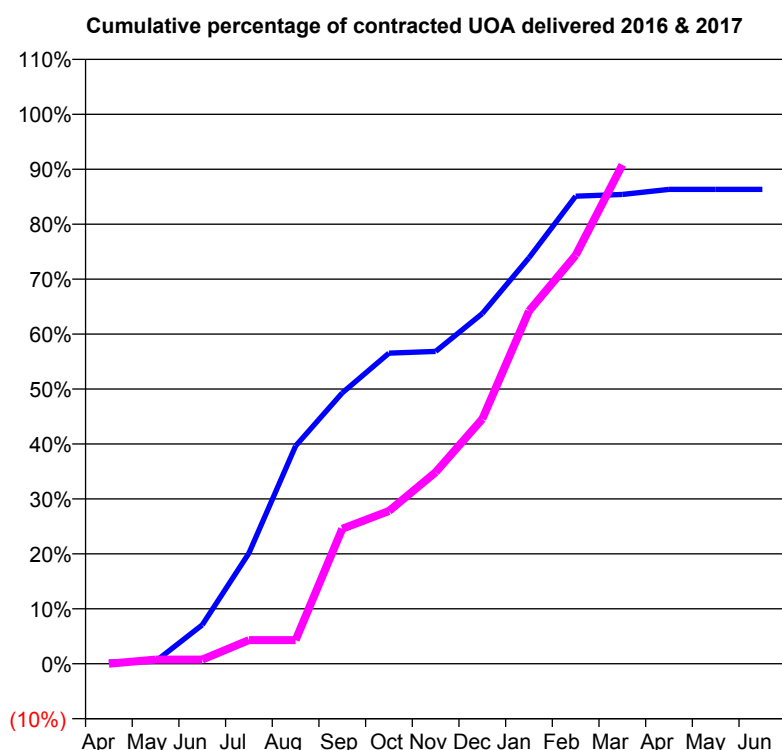
**Q45 - Vital Signs Orthodontic At a Glance Contract Report for 127868/0001 - March 2017**

Name or company name	Lambert Coutts & Associates Dental Practic
Contract type name	GDS Contract
Purpose of contract	General and Orthodontic
Contract start date	09/10/2011
Contract end date	

16/17 Contracted general activity (UDA)	25,731
Carry forward general activity (UDA)	879
16/17 Contracted orthodontic activity (UOA)	651
Carry forward orthodontic activity (UOA)	0
Baseline contract value	£761,113.63

**ACCESS**

	Contract	England and Wales
24 month ratio of assessments to patient IDs	1.13	1.09

**ACTIVITY**


Month	Adjusted Scheduled Activity (UOA)	
	2016	2017
April	2	0
May	3	5
June	46	5
July	131	28
August	258	28
September	321	160
October	368	181
November	370	227
December	415	290
January	481	418
February	554	484
March	556	591
April	562	
May	562	
June	562	

**QUALITY**

	Contract Quantity	Contract Base Number	Contract *	Region	England
% of all assessments that were assess and fit appliances (rolling 12 month period)	28	59	47.5%	56.0%	56.6%
% of all assessments that were assess and refuse (rolling 12 month period)	11	59	18.6%	12.2%	11.8%
% of all assessments that were assess and review (rolling 12 month period)	20	59	33.9%	31.7%	31.6%
% of terminated courses where treatment was abandoned or discontinued (rolling 12 month period)	1	11	9.1%	7.9%	7.7%
% of completed treatments indicating that PAR score was taken (year to date)	9	10	90.0%	56.1%	58.4%
Rate of removable appliances per 100 fixed appliances - proposed treatment (rolling 12 month period)	1	55	1.82	5.53	5.64
Rate of removable appliances per 100 fixed appliances - completed treatment (rolling 12 month period)	0	20	0.00	4.24	4.81
% of courses of treatment with removable appliances only - proposed treatment (rolling 12 month period)	0	28	0.0%	1.5%	2.0%
% of courses of treatment with removable appliances only - completed treatment (rolling 12 month period)	0	10	0.0%	1.0%	1.5%
% of patients satisfied with the treatment they have received (rolling 12 month period)	0	0	N/A	96.6%	96.0%

\* Figures in italics indicate that the base number is less than 100.

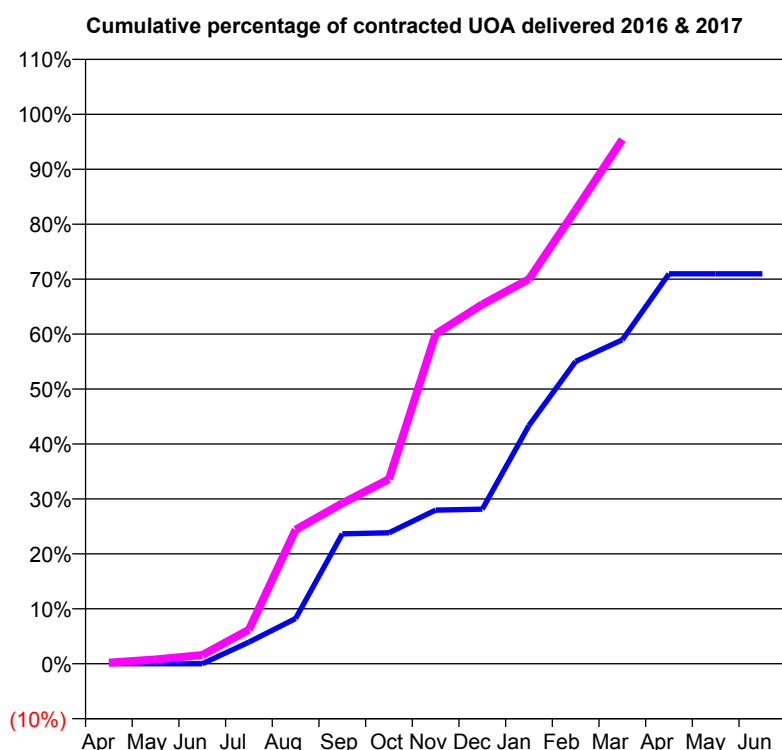
**Q45 - Vital Signs Orthodontic At a Glance Contract Report for 131091/0003 - March 2017**

Name or company name	Roseberry Dental Practice
Contract type name	GDS Contract
Purpose of contract	General and Orthodontic
Contract start date	03/05/2015
Contract end date	

16/17 Contracted general activity (UDA)	14,584
Carry forward general activity (UDA)	0
16/17 Contracted orthodontic activity (UOA)	500
Carry forward orthodontic activity (UOA)	0
Baseline contract value	£483,882.04

**ACCESS**

	Contract	England and Wales
24 month ratio of assessments to patient IDs	1.06	1.09

**ACTIVITY**


Month	Adjusted Scheduled Activity (UOA)	
	2016	2017
April	0	1
May	0	4
June	0	8
July	22	31
August	46	122
September	132	146
October	133	168
November	156	300
December	157	327
January	242	350
February	307	413
March	329	477
April	396	
May	396	
June	396	

**QUALITY**

	Contract Quantity	Contract Base Number	Contract *	Region	England
% of all assessments that were assess and fit appliances (rolling 12 month period)	27	59	45.8%	56.0%	56.6%
% of all assessments that were assess and refuse (rolling 12 month period)	10	59	16.9%	12.2%	11.8%
% of all assessments that were assess and review (rolling 12 month period)	22	59	37.3%	31.7%	31.6%
% of terminated courses where treatment was abandoned or discontinued (rolling 12 month period)	1	4	25.0%	7.9%	7.7%
% of completed treatments indicating that PAR score was taken (year to date)	0	3	0.0%	56.1%	58.4%
Rate of removable appliances per 100 fixed appliances - proposed treatment (rolling 12 month period)	0	0	N/A	5.53	5.64
Rate of removable appliances per 100 fixed appliances - completed treatment (rolling 12 month period)	0	0	N/A	4.24	4.81
% of courses of treatment with removable appliances only - proposed treatment (rolling 12 month period)	0	27	0.0%	1.5%	2.0%
% of courses of treatment with removable appliances only - completed treatment (rolling 12 month period)	0	3	0.0%	1.0%	1.5%
% of patients satisfied with the treatment they have received (rolling 12 month period)	2	2	100.0%	96.6%	96.0%

\* Figures in italics indicate that the base number is less than 100.

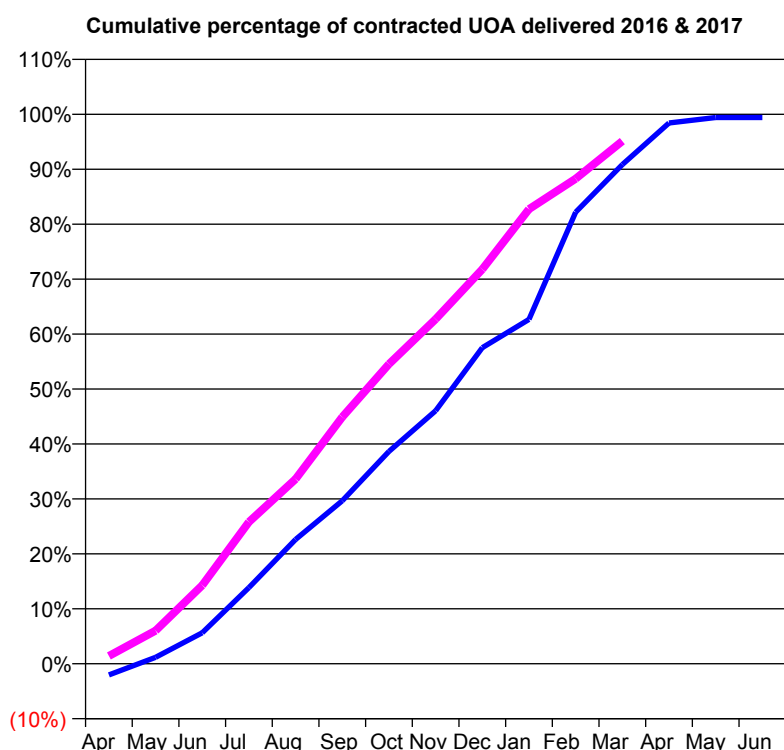
**Q45 - Vital Signs Orthodontic At a Glance Contract Report for 148555/0001 - March 2017**

Name or company name	Falchion Orthodontics Ltd
Contract type name	PDS Contract
Purpose of contract	Orthodontic
Contract start date	01/04/2009
Contract end date	31/03/2020

16/17 Contracted general activity (UDA)	0
Carry forward general activity (UDA)	0
16/17 Contracted orthodontic activity (UOA)	19,442
Carry forward orthodontic activity (UOA)	138
Baseline contract value	£1,295,499.05

**ACCESS**

	Contract	England and Wales
24 month ratio of assessments to patient IDs	1.14	1.09

**ACTIVITY**


Month	Adjusted Scheduled Activity (UOA)	
	2016	2017
April	-487	274
May	279	1,173
June	1,336	2,776
July	3,279	5,019
August	5,350	6,536
September	7,013	8,732
October	9,136	10,603
November	10,887	12,193
December	13,601	13,957
January	14,816	16,086
February	19,428	17,162
March	21,475	18,493
April	23,269	
May	23,504	
June	23,504	

**QUALITY**

	Contract Quantity	Contract Base Number	Contract *	Region	England
% of all assessments that were assess and fit appliances (rolling 12 month period)	949	1,993	47.6%	56.0%	56.6%
% of all assessments that were assess and refuse (rolling 12 month period)	216	1,993	10.8%	12.2%	11.8%
% of all assessments that were assess and review (rolling 12 month period)	828	1,993	41.5%	31.7%	31.6%
% of terminated courses where treatment was abandoned or discontinued (rolling 12 month period)	91	999	9.1%	7.9%	7.7%
% of completed treatments indicating that PAR score was taken (year to date)	374	907	41.2%	56.1%	58.4%
Rate of removable appliances per 100 fixed appliances - proposed treatment (rolling 12 month period)	39	1,856	2.10	5.53	5.64
Rate of removable appliances per 100 fixed appliances - completed treatment (rolling 12 month period)	9	1,772	0.51	4.24	4.81
% of courses of treatment with removable appliances only - proposed treatment (rolling 12 month period)	10	949	1.1%	1.5%	2.0%
% of courses of treatment with removable appliances only - completed treatment (rolling 12 month period)	5	908	0.6%	1.0%	1.5%
% of patients satisfied with the treatment they have received (rolling 12 month period)	28	28	100.0%	96.6%	96.0%

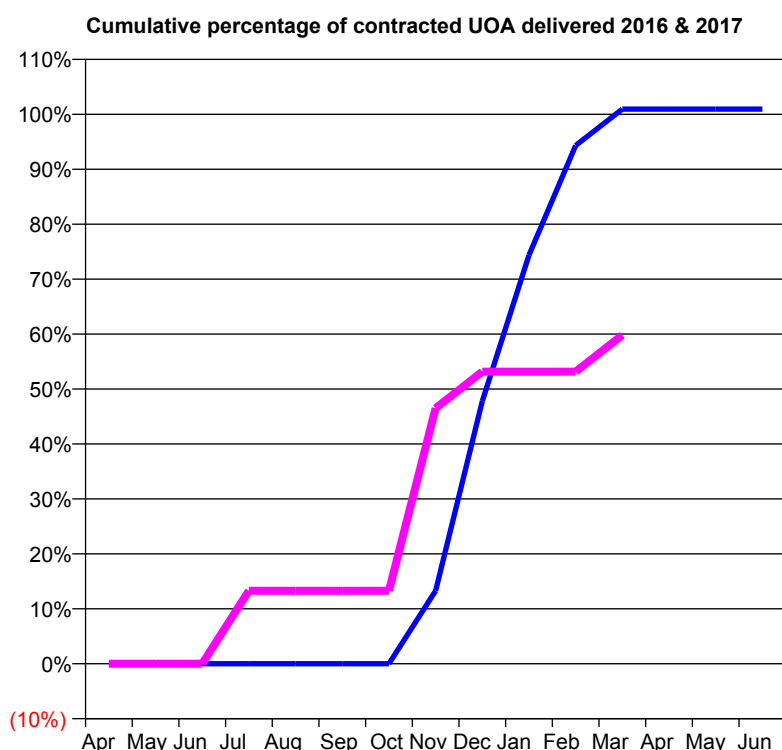
\* Figures in italics indicate that the base number is less than 100.

**Q45 - Vital Signs Orthodontic At a Glance Contract Report for 210129/0001 - March 2017**

Name or company name	Mr B Johnson and Ms F Beaty
Contract type name	GDS Contract
Purpose of contract	General and Orthodontic
Contract start date	01/04/2006
Contract end date	

16/17 Contracted general activity (UDA)	32,845
Carry forward general activity (UDA)	0
16/17 Contracted orthodontic activity (UOA)	316
Carry forward orthodontic activity (UOA)	0
Baseline contract value	£1,049,519.92

ACCESS	Contract	England and Wales
24 month ratio of assessments to patient IDs	1.00	1.09

**ACTIVITY**


Month	Adjusted Scheduled Activity (UOA)	
	2016	2017
April	0	0
May	0	0
June	0	0
July	0	42
August	0	42
September	0	42
October	0	42
November	42	147
December	151	168
January	235	168
February	298	168
March	319	189
April	319	
May	319	
June	319	

QUALITY	Contract Quantity	Contract Base Number	Contract *	Region	England
% of all assessments that were assess and fit appliances (rolling 12 month period)	9	9	100.0%	56.0%	56.6%
% of all assessments that were assess and refuse (rolling 12 month period)	0	9	0.0%	12.2%	11.8%
% of all assessments that were assess and review (rolling 12 month period)	0	9	0.0%	31.7%	31.6%
% of terminated courses where treatment was abandoned or discontinued (rolling 12 month period)	0	13	0.0%	7.9%	7.7%
% of completed treatments indicating that PAR score was taken (year to date)	13	13	100.0%	56.1%	58.4%
Rate of removable appliances per 100 fixed appliances - proposed treatment (rolling 12 month period)	0	15	0.00	5.53	5.64
Rate of removable appliances per 100 fixed appliances - completed treatment (rolling 12 month period)	0	20	0.00	4.24	4.81
% of courses of treatment with removable appliances only - proposed treatment (rolling 12 month period)	0	9	0.0%	1.5%	2.0%
% of courses of treatment with removable appliances only - completed treatment (rolling 12 month period)	0	13	0.0%	1.0%	1.5%
% of patients satisfied with the treatment they have received (rolling 12 month period)	0	0	N/A	96.6%	96.0%

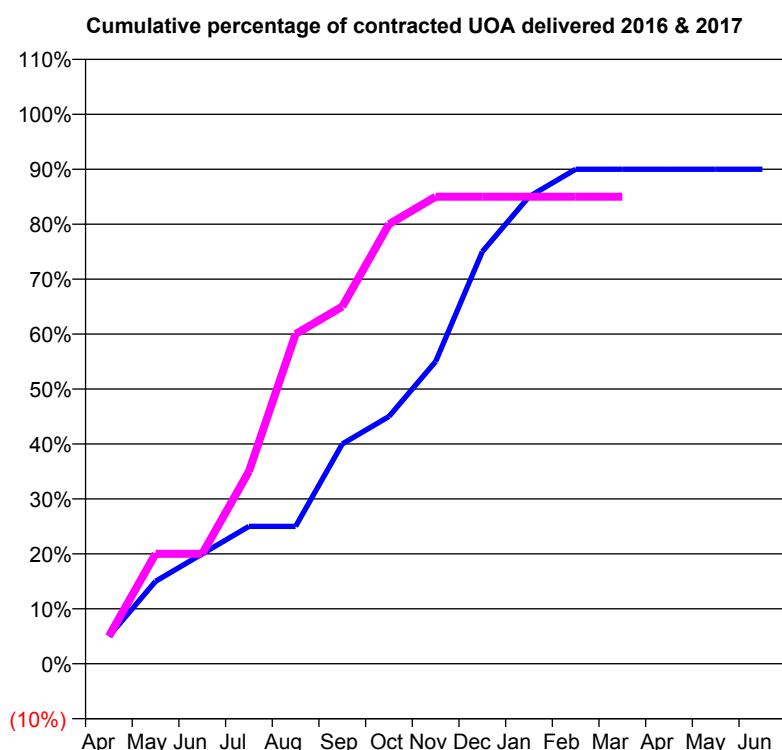
\* Figures in italics indicate that the base number is less than 100.

**Q45 - Vital Signs Orthodontic At a Glance Contract Report for 224340/0001 - March 2017**

Name or company name	MR T PUTTICK
Contract type name	PDS Contract
Purpose of contract	General and Orthodontic
Contract start date	01/04/2006
Contract end date	

16/17 Contracted general activity (UDA)	7,015
Carry forward general activity (UDA)	0
16/17 Contracted orthodontic activity (UOA)	420
Carry forward orthodontic activity (UOA)	0
Baseline contract value	£238,675.41

ACCESS	Contract	England and Wales
24 month ratio of assessments to patient IDs	1.00	1.09

**ACTIVITY**


Month	Adjusted Scheduled Activity (UOA)	
	2016	2017
April	21	21
May	63	84
June	84	84
July	105	147
August	105	252
September	168	273
October	189	336
November	231	357
December	315	357
January	357	357
February	378	357
March	378	357
April	378	
May	378	
June	378	

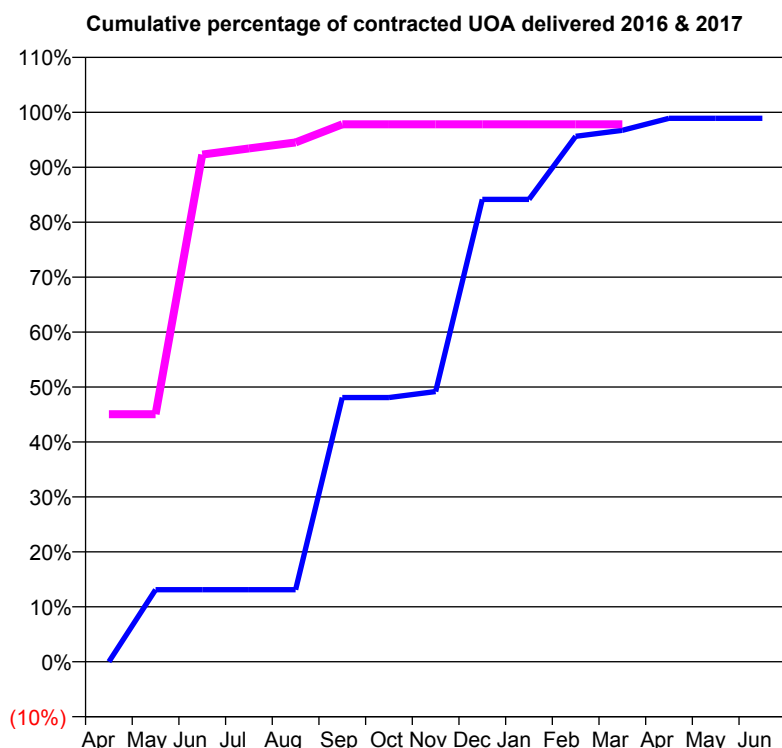
QUALITY	Contract Quantity	Contract Base Number	Contract *	Region	England
% of all assessments that were assess and fit appliances (rolling 12 month period)	17	17	100.0%	56.0%	56.6%
% of all assessments that were assess and refuse (rolling 12 month period)	0	17	0.0%	12.2%	11.8%
% of all assessments that were assess and review (rolling 12 month period)	0	17	0.0%	31.7%	31.6%
% of terminated courses where treatment was abandoned or discontinued (rolling 12 month period)	2	19	10.5%	7.9%	7.7%
% of completed treatments indicating that PAR score was taken (year to date)	17	17	100.0%	56.1%	58.4%
Rate of removable appliances per 100 fixed appliances - proposed treatment (rolling 12 month period)	2	32	6.25	5.53	5.64
Rate of removable appliances per 100 fixed appliances - completed treatment (rolling 12 month period)	0	31	0.00	4.24	4.81
% of courses of treatment with removable appliances only - proposed treatment (rolling 12 month period)	0	17	0.0%	1.5%	2.0%
% of courses of treatment with removable appliances only - completed treatment (rolling 12 month period)	0	17	0.0%	1.0%	1.5%
% of patients satisfied with the treatment they have received (rolling 12 month period)	2	2	100.0%	96.6%	96.0%

\* Figures in italics indicate that the base number is less than 100.

**Q45 - Vital Signs Orthodontic At a Glance Contract Report for 323691/0001 - March 2017**

Name or company name	MRS MJ LYNE	16/17 Contracted general activity (UDA)	0
Contract type name	GDS Contract	Carry forward general activity (UDA)	0
Purpose of contract	Orthodontic	16/17 Contracted orthodontic activity (UOA)	91
Contract start date	01/04/2006	Carry forward orthodontic activity (UOA)	2
Contract end date		Baseline contract value	£5,900.37

ACCESS	Contract	England and Wales
24 month ratio of assessments to patient IDs	1.06	1.09

**ACTIVITY**


Month	Adjusted Scheduled Activity (UOA)	
	2016	2017
April	0	41
May	24	41
June	24	84
July	24	85
August	24	86
September	88	89
October	88	89
November	90	89
December	154	89
January	154	89
February	175	89
March	177	89
April	181	
May	181	
June	181	

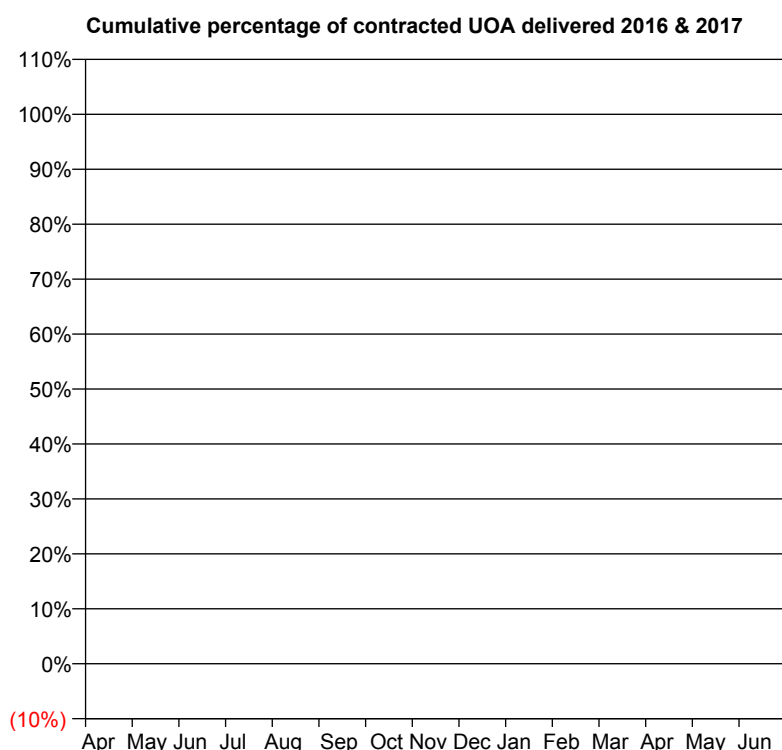
QUALITY	Contract Quantity	Contract Base Number	Contract *	Region	England
% of all assessments that were assess and fit appliances (rolling 12 month period)	4	15	26.7%	56.0%	56.6%
% of all assessments that were assess and refuse (rolling 12 month period)	0	15	0.0%	12.2%	11.8%
% of all assessments that were assess and review (rolling 12 month period)	11	15	73.3%	31.7%	31.6%
% of terminated courses where treatment was abandoned or discontinued (rolling 12 month period)	7	12	58.3%	7.9%	7.7%
% of completed treatments indicating that PAR score was taken (year to date)	5	5	100.0%	56.1%	58.4%
Rate of removable appliances per 100 fixed appliances - proposed treatment (rolling 12 month period)	0	8	0.00	5.53	5.64
Rate of removable appliances per 100 fixed appliances - completed treatment (rolling 12 month period)	1	6	16.67	4.24	4.81
% of courses of treatment with removable appliances only - proposed treatment (rolling 12 month period)	0	4	0.0%	1.5%	2.0%
% of courses of treatment with removable appliances only - completed treatment (rolling 12 month period)	1	5	20.0%	1.0%	1.5%
% of patients satisfied with the treatment they have received (rolling 12 month period)	0	0	N/A	96.6%	96.0%

\* Figures in italics indicate that the base number is less than 100.

**Q45 - Vital Signs Orthodontic At a Glance Contract Report for 326445/0001 - March 2017**

Name or company name	MRS M PUTTICK	16/17 Contracted general activity (UDA)	4,030
Contract type name	GDS Contract	Carry forward general activity (UDA)	0
Purpose of contract	General	16/17 Contracted orthodontic activity (UOA)	0
Contract start date	01/04/2006	Carry forward orthodontic activity (UOA)	0
Contract end date		Baseline contract value	£121,636.78

ACCESS	Contract	England and Wales
24 month ratio of assessments to patient IDs	1.00	1.09

**ACTIVITY**


Month	Adjusted Scheduled Activity (UOA)	
	2016	2017
April	0	21
May	0	21
June	0	42
July	0	42
August	0	63
September	42	63
October	42	63
November	42	63
December	42	63
January	42	63
February	42	63
March	42	63
April	42	
May	42	
June	42	

**QUALITY**

	Contract Quantity	Contract Base Number	Contract *	Region	England
% of all assessments that were assess and fit appliances (rolling 12 month period)	3	3	100.0%	56.0%	56.6%
% of all assessments that were assess and refuse (rolling 12 month period)	0	3	0.0%	12.2%	11.8%
% of all assessments that were assess and review (rolling 12 month period)	0	3	0.0%	31.7%	31.6%
% of terminated courses where treatment was abandoned or discontinued (rolling 12 month period)	1	5	20.0%	7.9%	7.7%
% of completed treatments indicating that PAR score was taken (year to date)	4	4	100.0%	56.1%	58.4%
Rate of removable appliances per 100 fixed appliances - proposed treatment (rolling 12 month period)	0	6	0.00	5.53	5.64
Rate of removable appliances per 100 fixed appliances - completed treatment (rolling 12 month period)	0	8	0.00	4.24	4.81
% of courses of treatment with removable appliances only - proposed treatment (rolling 12 month period)	0	3	0.0%	1.5%	2.0%
% of courses of treatment with removable appliances only - completed treatment (rolling 12 month period)	0	4	0.0%	1.0%	1.5%
% of patients satisfied with the treatment they have received (rolling 12 month period)	0	0	N/A	96.6%	96.0%

\* Figures in italics indicate that the base number is less than 100.



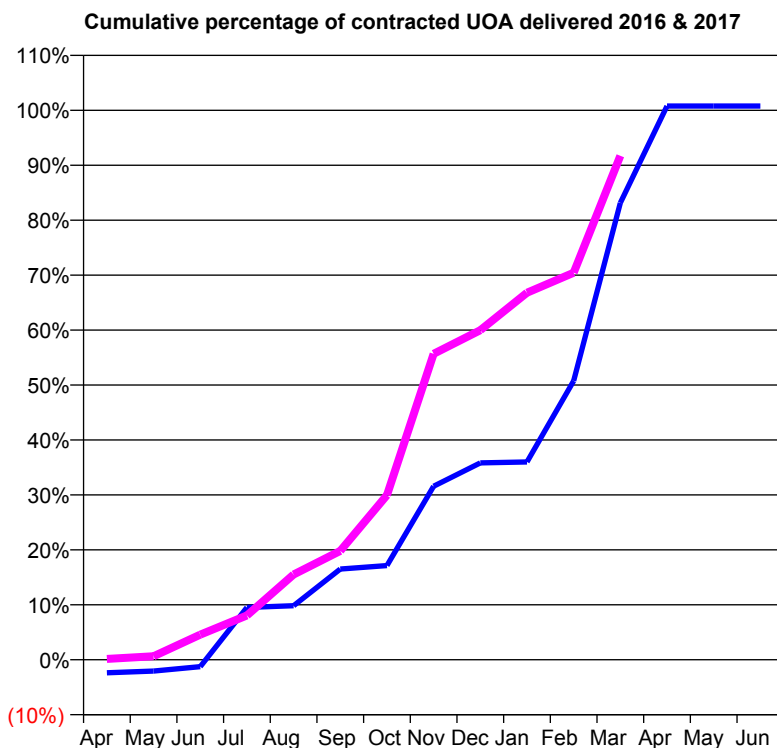
**Q45 - Vital Signs Orthodontic At a Glance Contract Report for 328146/0001 - March 2017**

Name or company name	MR ND SMITH
Contract type name	GDS Contract
Purpose of contract	General and Orthodontic
Contract start date	01/04/2006
Contract end date	

16/17 Contracted general activity (UDA)	33,783
Carry forward general activity (UDA)	-294
16/17 Contracted orthodontic activity (UOA)	630
Carry forward orthodontic activity (UOA)	0
Baseline contract value	£843,634.73

**ACCESS**

	Contract	England and Wales
24 month ratio of assessments to patient IDs	1.06	1.09

**ACTIVITY**


Month	Adjusted Scheduled Activity (UOA)	
	2016	2017
April	-15	1
May	-13	4
June	-8	29
July	60	51
August	62	98
September	104	125
October	108	189
November	199	351
December	226	378
January	227	421
February	320	444
March	524	578
April	635	
May	635	
June	635	

**QUALITY**

	Contract Quantity	Contract Base Number	Contract *	Region	England
% of all assessments that were assess and fit appliances (rolling 12 month period)	33	67	49.3%	56.0%	56.6%
% of all assessments that were assess and refuse (rolling 12 month period)	20	67	29.9%	12.2%	11.8%
% of all assessments that were assess and review (rolling 12 month period)	14	67	20.9%	31.7%	31.6%
% of terminated courses where treatment was abandoned or discontinued (rolling 12 month period)	1	7	14.3%	7.9%	7.7%
% of completed treatments indicating that PAR score was taken (year to date)	5	6	83.3%	56.1%	58.4%
Rate of removable appliances per 100 fixed appliances - proposed treatment (rolling 12 month period)	2	51	3.92	5.53	5.64
Rate of removable appliances per 100 fixed appliances - completed treatment (rolling 12 month period)	0	10	0.00	4.24	4.81
% of courses of treatment with removable appliances only - proposed treatment (rolling 12 month period)	2	33	6.1%	1.5%	2.0%
% of courses of treatment with removable appliances only - completed treatment (rolling 12 month period)	0	6	0.0%	1.0%	1.5%
% of patients satisfied with the treatment they have received (rolling 12 month period)	2	2	100.0%	96.6%	96.0%

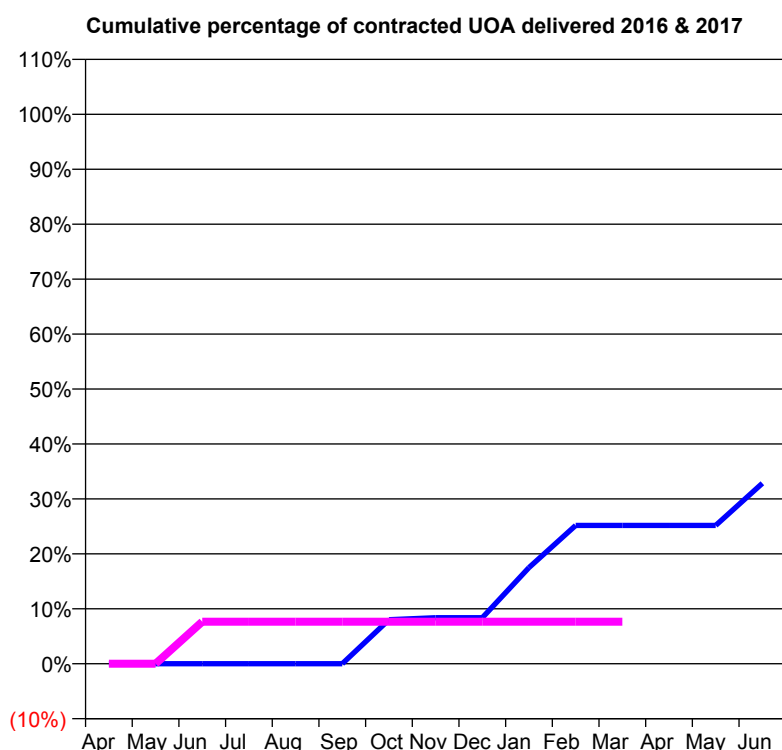
\* Figures in italics indicate that the base number is less than 100.

**Q45 - Vital Signs Orthodontic At a Glance Contract Report for 572926/0001 - March 2017**

Name or company name	Avante Dental Care Partnership	16/17 Contracted general activity (UDA)	27,440
Contract type name	GDS Contract	Carry forward general activity (UDA)	0
Purpose of contract	General and Orthodontic	16/17 Contracted orthodontic activity (UOA)	274
Contract start date	01/04/2006	Carry forward orthodontic activity (UOA)	0
Contract end date		Baseline contract value	£666,506.05

**ACCESS**

	Contract	England and Wales
24 month ratio of assessments to patient IDs	1.05	1.09

**ACTIVITY**


Month	Adjusted Scheduled Activity (UOA)	
	2016	2017
April	0	0
May	0	0
June	0	21
July	0	21
August	0	21
September	0	21
October	22	21
November	23	21
December	23	21
January	48	21
February	69	21
March	69	21
April	69	
May	69	
June	90	

**QUALITY**

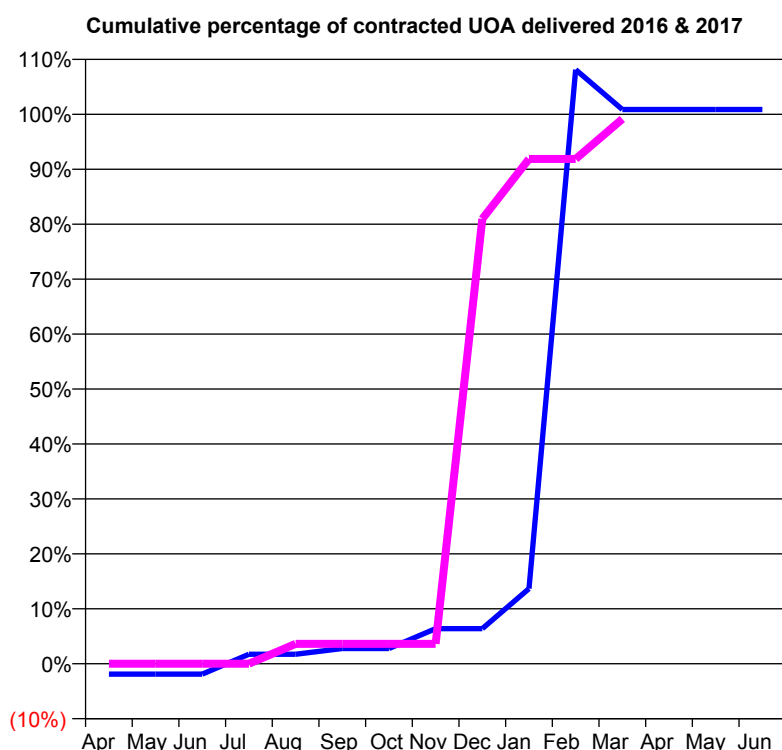
	Contract Quantity	Contract Base Number	Contract *	Region	England
% of all assessments that were assess and fit appliances (rolling 12 month period)	4	4	100.0%	56.0%	56.6%
% of all assessments that were assess and refuse (rolling 12 month period)	0	4	0.0%	12.2%	11.8%
% of all assessments that were assess and review (rolling 12 month period)	0	4	0.0%	31.7%	31.6%
% of terminated courses where treatment was abandoned or discontinued (rolling 12 month period)	1	8	12.5%	7.9%	7.7%
% of completed treatments indicating that PAR score was taken (year to date)	2	7	28.6%	56.1%	58.4%
Rate of removable appliances per 100 fixed appliances - proposed treatment (rolling 12 month period)	0	8	0.00	5.53	5.64
Rate of removable appliances per 100 fixed appliances - completed treatment (rolling 12 month period)	1	8	12.50	4.24	4.81
% of courses of treatment with removable appliances only - proposed treatment (rolling 12 month period)	0	4	0.0%	1.5%	2.0%
% of courses of treatment with removable appliances only - completed treatment (rolling 12 month period)	1	7	14.3%	1.0%	1.5%
% of patients satisfied with the treatment they have received (rolling 12 month period)	0	0	N/A	96.6%	96.0%

\* Figures in italics indicate that the base number is less than 100.

**Q45 - Vital Signs Orthodontic At a Glance Contract Report for 650676/0001 - March 2017**

Name or company name	MR PA AVERLEY	16/17 Contracted general activity (UDA)	44,674
Contract type name	GDS Contract	Carry forward general activity (UDA)	1,397
Purpose of contract	General and Orthodontic	16/17 Contracted orthodontic activity (UOA)	578
Contract start date	01/04/2006	Carry forward orthodontic activity (UOA)	0
Contract end date		Baseline contract value	£1,444,609.67

ACCESS	Contract	England and Wales
24 month ratio of assessments to patient IDs	1.00	1.09

**ACTIVITY**


Month	Adjusted Scheduled Activity (UOA)	
	2016	2017
April	-11	0
May	-11	0
June	-11	0
July	10	0
August	10	21
September	16	21
October	16	21
November	37	21
December	37	468
January	79	531
February	625	531
March	583	573
April	583	
May	583	
June	583	

QUALITY	Contract Quantity	Contract Base Number	Contract *	Region	England
% of all assessments that were assess and fit appliances (rolling 12 month period)	29	29	100.0%	56.0%	56.6%
% of all assessments that were assess and refuse (rolling 12 month period)	0	29	0.0%	12.2%	11.8%
% of all assessments that were assess and review (rolling 12 month period)	0	29	0.0%	31.7%	31.6%
% of terminated courses where treatment was abandoned or discontinued (rolling 12 month period)	0	1	0.0%	7.9%	7.7%
% of completed treatments indicating that PAR score was taken (year to date)	1	1	100.0%	56.1%	58.4%
Rate of removable appliances per 100 fixed appliances - proposed treatment (rolling 12 month period)	0	57	0.00	5.53	5.64
Rate of removable appliances per 100 fixed appliances - completed treatment (rolling 12 month period)	0	2	0.00	4.24	4.81
% of courses of treatment with removable appliances only - proposed treatment (rolling 12 month period)	0	29	0.0%	1.5%	2.0%
% of courses of treatment with removable appliances only - completed treatment (rolling 12 month period)	0	1	0.0%	1.0%	1.5%
% of patients satisfied with the treatment they have received (rolling 12 month period)	2	2	100.0%	96.6%	96.0%

\* Figures in italics indicate that the base number is less than 100.

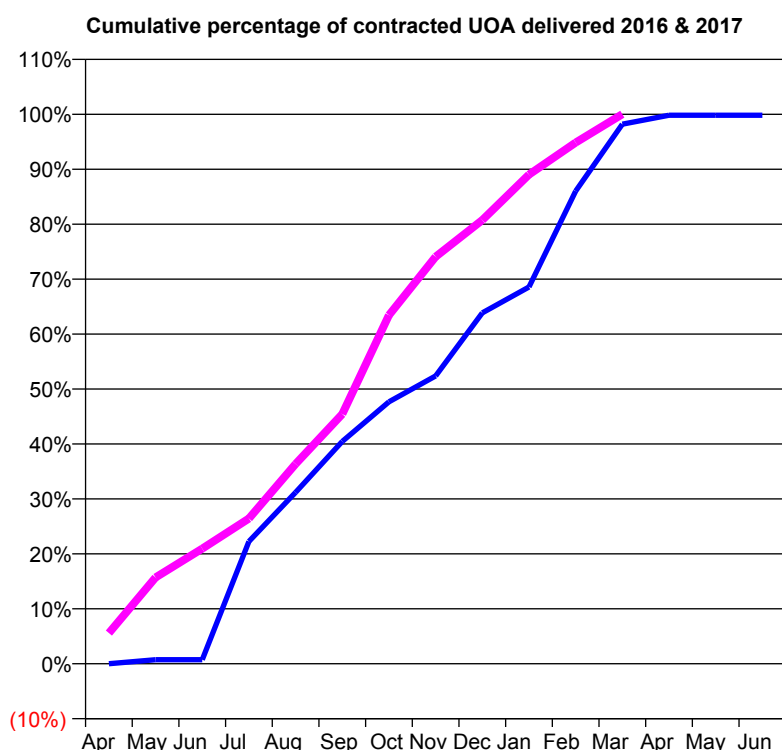
**Q45 - Vital Signs Orthodontic At a Glance Contract Report for 650676/0003 - March 2017**

Name or company name	MR PA AVERLEY
Contract type name	PDS Contract
Purpose of contract	Orthodontic
Contract start date	01/01/2009
Contract end date	31/03/2018

16/17 Contracted general activity (UDA)	0
Carry forward general activity (UDA)	0
16/17 Contracted orthodontic activity (UOA)	10,703
Carry forward orthodontic activity (UOA)	20
Baseline contract value	£611,220.75

**ACCESS**

	Contract	England and Wales
24 month ratio of assessments to patient IDs	1.02	1.09

**ACTIVITY**


Month	Adjusted Scheduled Activity (UOA)	
	2016	2017
April	0	599
May	88	1,682
June	88	2,242
July	2,664	2,830
August	3,731	3,893
September	4,841	4,864
October	5,703	6,790
November	6,267	7,927
December	7,640	8,642
January	8,202	9,529
February	10,289	10,151
March	11,746	10,704
April	11,943	
May	11,943	
June	11,943	

**QUALITY**

	Contract Quantity	Contract Base Number	Contract *	Region	England
% of all assessments that were assess and fit appliances (rolling 12 month period)	526	704	74.7%	56.0%	56.6%
% of all assessments that were assess and refuse (rolling 12 month period)	88	704	12.5%	12.2%	11.8%
% of all assessments that were assess and review (rolling 12 month period)	90	704	12.8%	31.7%	31.6%
% of terminated courses where treatment was abandoned or discontinued (rolling 12 month period)	53	575	9.2%	7.9%	7.7%
% of completed treatments indicating that PAR score was taken (year to date)	441	516	85.5%	56.1%	58.4%
Rate of removable appliances per 100 fixed appliances - proposed treatment (rolling 12 month period)	12	1,031	1.16	5.53	5.64
Rate of removable appliances per 100 fixed appliances - completed treatment (rolling 12 month period)	16	1,019	1.57	4.24	4.81
% of courses of treatment with removable appliances only - proposed treatment (rolling 12 month period)	5	526	1.0%	1.5%	2.0%
% of courses of treatment with removable appliances only - completed treatment (rolling 12 month period)	5	522	1.0%	1.0%	1.5%
% of patients satisfied with the treatment they have received (rolling 12 month period)	16	16	100.0%	96.6%	96.0%

\* Figures in italics indicate that the base number is less than 100.

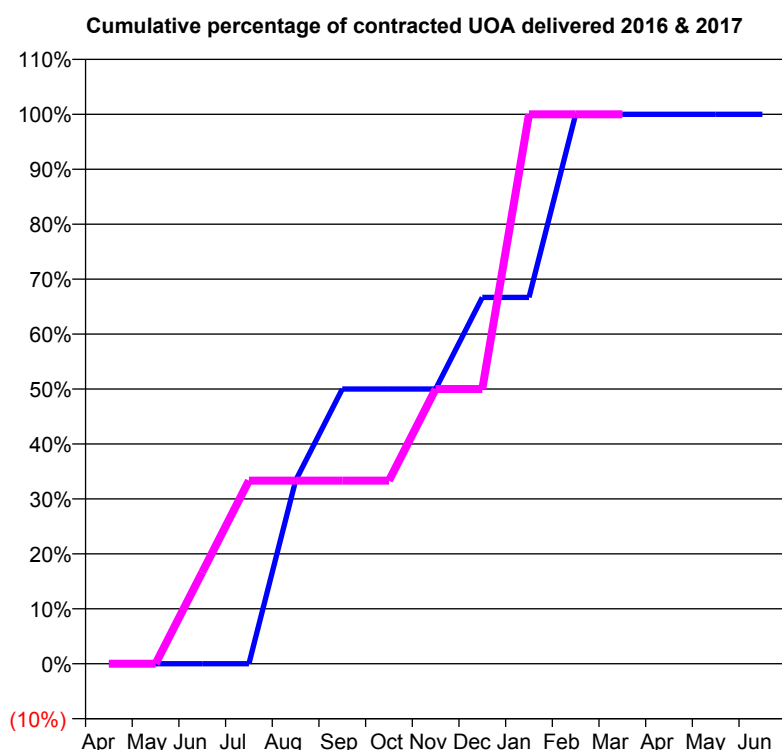
**Q45 - Vital Signs Orthodontic At a Glance Contract Report for 658340/0001 - March 2017**

Name or company name	MR MF BARNETT
Contract type name	GDS Contract
Purpose of contract	General and Orthodontic
Contract start date	01/04/2006
Contract end date	

16/17 Contracted general activity (UDA)	10,890
Carry forward general activity (UDA)	45
16/17 Contracted orthodontic activity (UOA)	6
Carry forward orthodontic activity (UOA)	0
Baseline contract value	£322,798.97

**ACCESS**

	Contract	England and Wales
24 month ratio of assessments to patient IDs	1.00	1.09

**ACTIVITY**


Month	Adjusted Scheduled Activity (UOA)	
	2016	2017
April	0	0
May	0	0
June	0	1
July	0	2
August	2	2
September	3	2
October	3	2
November	3	3
December	4	3
January	4	6
February	6	6
March	6	6
April	6	
May	6	
June	6	

**QUALITY**

	Contract Quantity	Contract Base Number	Contract *	Region	England
% of all assessments that were assess and fit appliances (rolling 12 month period)	0	6	0.0%	56.0%	56.6%
% of all assessments that were assess and refuse (rolling 12 month period)	0	6	0.0%	12.2%	11.8%
% of all assessments that were assess and review (rolling 12 month period)	6	6	100.0%	31.7%	31.6%
% of terminated courses where treatment was abandoned or discontinued (rolling 12 month period)	0	0	N/A	7.9%	7.7%
% of completed treatments indicating that PAR score was taken (year to date)	0	0	N/A	56.1%	58.4%
Rate of removable appliances per 100 fixed appliances - proposed treatment (rolling 12 month period)	0	0	N/A	5.53	5.64
Rate of removable appliances per 100 fixed appliances - completed treatment (rolling 12 month period)	0	0	N/A	4.24	4.81
% of courses of treatment with removable appliances only - proposed treatment (rolling 12 month period)	0	0	N/A	1.5%	2.0%
% of courses of treatment with removable appliances only - completed treatment (rolling 12 month period)	0	0	N/A	1.0%	1.5%
% of patients satisfied with the treatment they have received (rolling 12 month period)	0	0	N/A	96.6%	96.0%

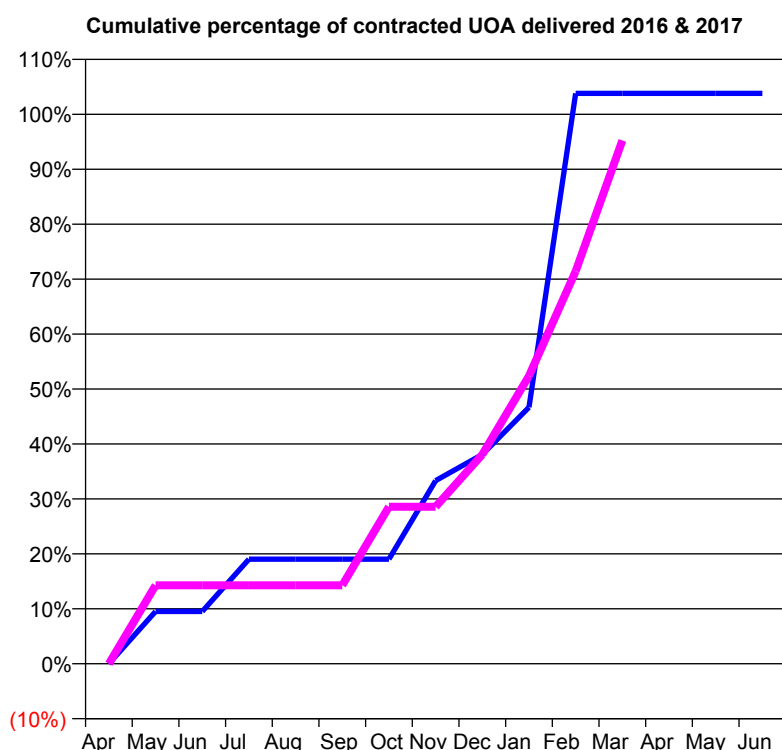
\* Figures in italics indicate that the base number is less than 100.

**Q45 - Vital Signs Orthodontic At a Glance Contract Report for 661465/0001 - March 2017**

Name or company name	MR MA PEARSON
Contract type name	GDS Contract
Purpose of contract	General and Orthodontic
Contract start date	01/04/2006
Contract end date	

16/17 Contracted general activity (UDA)	15,393
Carry forward general activity (UDA)	133
16/17 Contracted orthodontic activity (UOA)	21
Carry forward orthodontic activity (UOA)	0
Baseline contract value	£459,758.06

ACCESS	Contract	England and Wales
24 month ratio of assessments to patient IDs	1.00	1.09

**ACTIVITY**


Month	Adjusted Scheduled Activity (UOA)	
	2016	2017
April	0	0
May	2	3
June	2	3
July	4	3
August	4	3
September	4	3
October	4	6
November	7	6
December	8	8
January	10	11
February	22	15
March	22	20
April	22	
May	22	
June	22	

QUALITY	Contract Quantity	Contract Base Number	Contract *	Region	England
% of all assessments that were assess and fit appliances (rolling 12 month period)	0	20	0.0%	56.0%	56.6%
% of all assessments that were assess and refuse (rolling 12 month period)	0	20	0.0%	12.2%	11.8%
% of all assessments that were assess and review (rolling 12 month period)	20	20	100.0%	31.7%	31.6%
% of terminated courses where treatment was abandoned or discontinued (rolling 12 month period)	0	0	N/A	7.9%	7.7%
% of completed treatments indicating that PAR score was taken (year to date)	0	0	N/A	56.1%	58.4%
Rate of removable appliances per 100 fixed appliances - proposed treatment (rolling 12 month period)	0	0	N/A	5.53	5.64
Rate of removable appliances per 100 fixed appliances - completed treatment (rolling 12 month period)	0	0	N/A	4.24	4.81
% of courses of treatment with removable appliances only - proposed treatment (rolling 12 month period)	0	0	N/A	1.5%	2.0%
% of courses of treatment with removable appliances only - completed treatment (rolling 12 month period)	0	0	N/A	1.0%	1.5%
% of patients satisfied with the treatment they have received (rolling 12 month period)	0	0	N/A	96.6%	96.0%

\* Figures in italics indicate that the base number is less than 100.

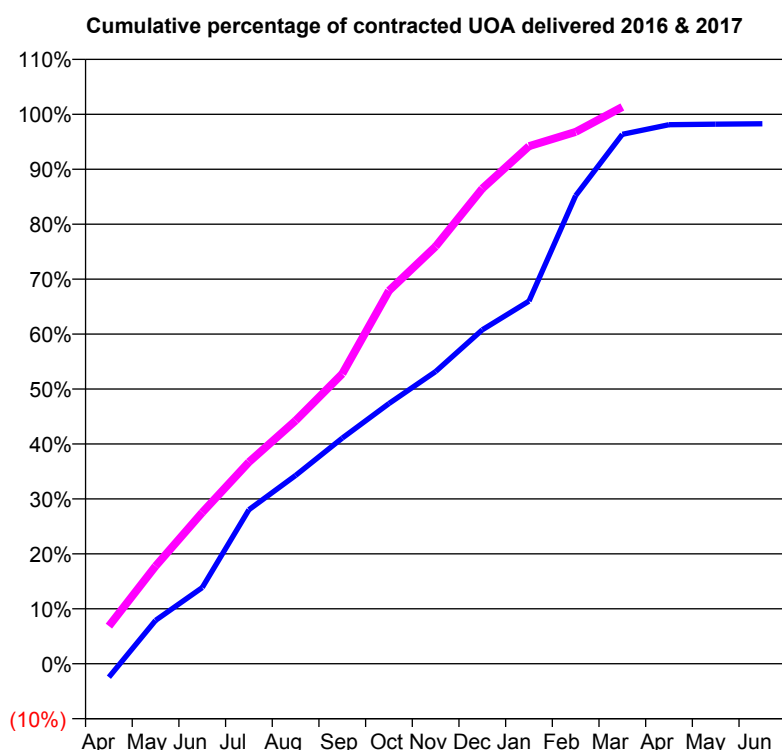
**Q45 - Vital Signs Orthodontic At a Glance Contract Report for 725544/0001 - March 2017**

Name or company name	MR MG STEDMAN
Contract type name	PDS Contract
Purpose of contract	Orthodontic
Contract start date	01/04/2006
Contract end date	31/03/2018

16/17 Contracted general activity (UDA)	0
Carry forward general activity (UDA)	0
16/17 Contracted orthodontic activity (UOA)	17,367
Carry forward orthodontic activity (UOA)	0
Baseline contract value	£1,161,875.33

**ACCESS**

	Contract	England and Wales
24 month ratio of assessments to patient IDs	1.14	1.09

**ACTIVITY**


Month	Adjusted Scheduled Activity (UOA)	
	2016	2017
April	-597	1,191
May	1,911	3,089
June	3,354	4,783
July	6,781	6,373
August	8,291	7,685
September	9,934	9,166
October	11,457	11,789
November	12,864	13,189
December	14,703	15,019
January	15,963	16,359
February	20,607	16,809
March	23,309	17,598
April	23,733	
May	23,754	
June	23,775	

**QUALITY**

	Contract Quantity	Contract Base Number	Contract *	Region	England
% of all assessments that were assess and fit appliances (rolling 12 month period)	814	1,936	42.0%	56.0%	56.6%
% of all assessments that were assess and refuse (rolling 12 month period)	108	1,936	5.6%	12.2%	11.8%
% of all assessments that were assess and review (rolling 12 month period)	1,014	1,936	52.4%	31.7%	31.6%
% of terminated courses where treatment was abandoned or discontinued (rolling 12 month period)	116	904	12.8%	7.9%	7.7%
% of completed treatments indicating that PAR score was taken (year to date)	202	788	25.6%	56.1%	58.4%
Rate of removable appliances per 100 fixed appliances - proposed treatment (rolling 12 month period)	35	1,590	2.20	5.53	5.64
Rate of removable appliances per 100 fixed appliances - completed treatment (rolling 12 month period)	41	1,523	2.69	4.24	4.81
% of courses of treatment with removable appliances only - proposed treatment (rolling 12 month period)	9	814	1.1%	1.5%	2.0%
% of courses of treatment with removable appliances only - completed treatment (rolling 12 month period)	13	788	1.6%	1.0%	1.5%
% of patients satisfied with the treatment they have received (rolling 12 month period)	26	27	96.3%	96.6%	96.0%

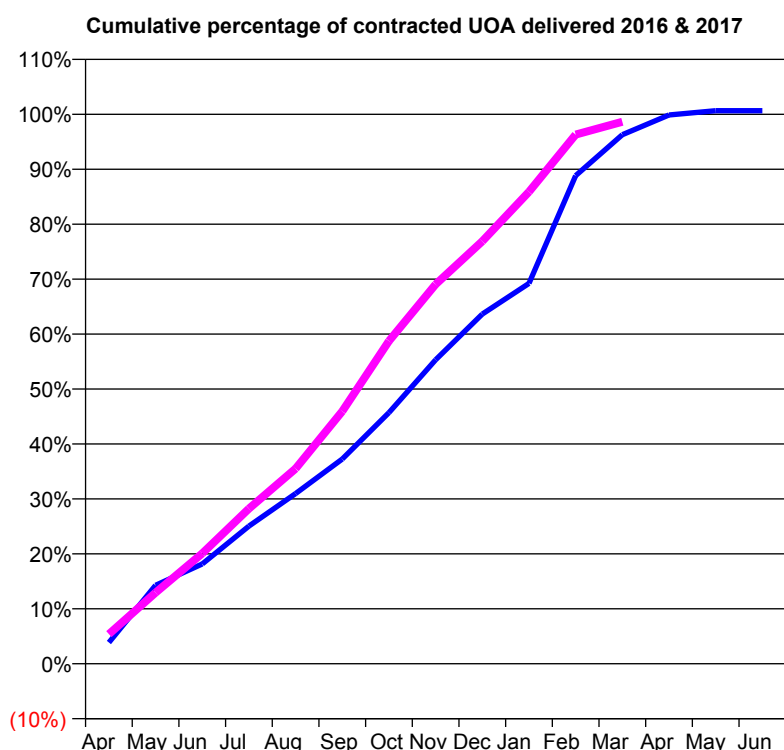
\* Figures in italics indicate that the base number is less than 100.

**Q45 - Vital Signs Orthodontic At a Glance Contract Report for 736953/0003 - March 2017**

Name or company name	MR NA FOX
Contract type name	PDS Contract
Purpose of contract	Orthodontic
Contract start date	01/04/2009
Contract end date	31/03/2018

16/17 Contracted general activity (UDA)	0
Carry forward general activity (UDA)	0
16/17 Contracted orthodontic activity (UOA)	10,533
Carry forward orthodontic activity (UOA)	0
Baseline contract value	£623,694.63

ACCESS	Contract	England and Wales
24 month ratio of assessments to patient IDs	1.26	1.09

**ACTIVITY**


Month	Adjusted Scheduled Activity (UOA)	
	2016	2017
April	523	569
May	1,925	1,363
June	2,446	2,116
July	3,377	2,974
August	4,173	3,741
September	5,019	4,840
October	6,159	6,187
November	7,454	7,274
December	8,574	8,098
January	9,327	9,047
February	11,968	10,143
March	12,971	10,388
April	13,454	
May	13,559	
June	13,559	

QUALITY	Contract Quantity	Contract Base Number	Contract *	Region	England
% of all assessments that were assess and fit appliances (rolling 12 month period)	491	1,161	42.3%	56.0%	56.6%
% of all assessments that were assess and refuse (rolling 12 month period)	153	1,161	13.2%	12.2%	11.8%
% of all assessments that were assess and review (rolling 12 month period)	517	1,161	44.5%	31.7%	31.6%
% of terminated courses where treatment was abandoned or discontinued (rolling 12 month period)	74	611	12.1%	7.9%	7.7%
% of completed treatments indicating that PAR score was taken (year to date)	526	536	98.1%	56.1%	58.4%
Rate of removable appliances per 100 fixed appliances - proposed treatment (rolling 12 month period)	51	898	5.68	5.53	5.64
Rate of removable appliances per 100 fixed appliances - completed treatment (rolling 12 month period)	48	993	4.83	4.24	4.81
% of courses of treatment with removable appliances only - proposed treatment (rolling 12 month period)	2	491	0.4%	1.5%	2.0%
% of courses of treatment with removable appliances only - completed treatment (rolling 12 month period)	0	537	0.0%	1.0%	1.5%
% of patients satisfied with the treatment they have received (rolling 12 month period)	12	14	85.7%	96.6%	96.0%

\* Figures in italics indicate that the base number is less than 100.



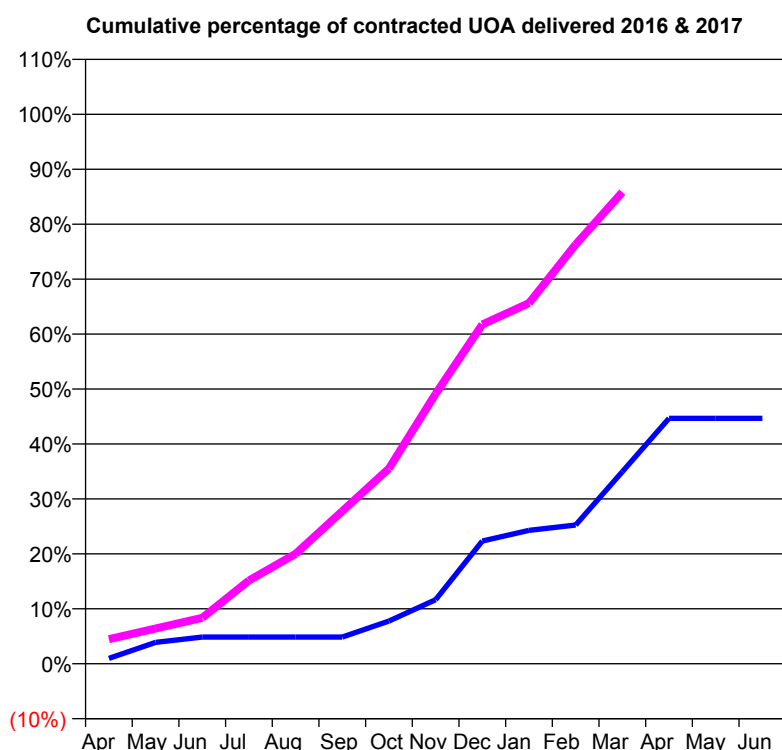
**Q45 - Vital Signs Orthodontic At a Glance Contract Report for 739170/0001 - March 2017**

Name or company name	MR RS ELSTON
Contract type name	Pilot Contract
Purpose of contract	General and Orthodontic
Contract start date	01/04/2006
Contract end date	

16/17 Contracted general activity (UDA)	10,897
Carry forward general activity (UDA)	22
16/17 Contracted orthodontic activity (UOA)	103
Carry forward orthodontic activity (UOA)	0
Baseline contract value	£256,101.07

**ACCESS**

	Contract	England and Wales
24 month ratio of assessments to patient IDs	1.30	1.09

**ACTIVITY**


Month	Adjusted Scheduled Activity (UOA)	
	2016	2017
April	1	5
May	4	7
June	5	9
July	5	16
August	5	21
September	5	29
October	8	37
November	12	51
December	23	64
January	25	68
February	26	79
March	36	88
April	46	-
May	46	-
June	46	-

**QUALITY**

	Contract Quantity	Contract Base Number	Contract *	Region	England
% of all assessments that were assess and fit appliances (rolling 12 month period)	2	98	2.0%	56.0%	56.6%
% of all assessments that were assess and refuse (rolling 12 month period)	0	98	0.0%	12.2%	11.8%
% of all assessments that were assess and review (rolling 12 month period)	96	98	98.0%	31.7%	31.6%
% of terminated courses where treatment was abandoned or discontinued (rolling 12 month period)	0	0	N/A	7.9%	7.7%
% of completed treatments indicating that PAR score was taken (year to date)	0	0	N/A	56.1%	58.4%
Rate of removable appliances per 100 fixed appliances - proposed treatment (rolling 12 month period)	0	0	N/A	5.53	5.64
Rate of removable appliances per 100 fixed appliances - completed treatment (rolling 12 month period)	0	0	N/A	4.24	4.81
% of courses of treatment with removable appliances only - proposed treatment (rolling 12 month period)	0	2	0.0%	1.5%	2.0%
% of courses of treatment with removable appliances only - completed treatment (rolling 12 month period)	0	0	N/A	1.0%	1.5%
% of patients satisfied with the treatment they have received (rolling 12 month period)	0	0	N/A	96.6%	96.0%

\* Figures in italics indicate that the base number is less than 100.

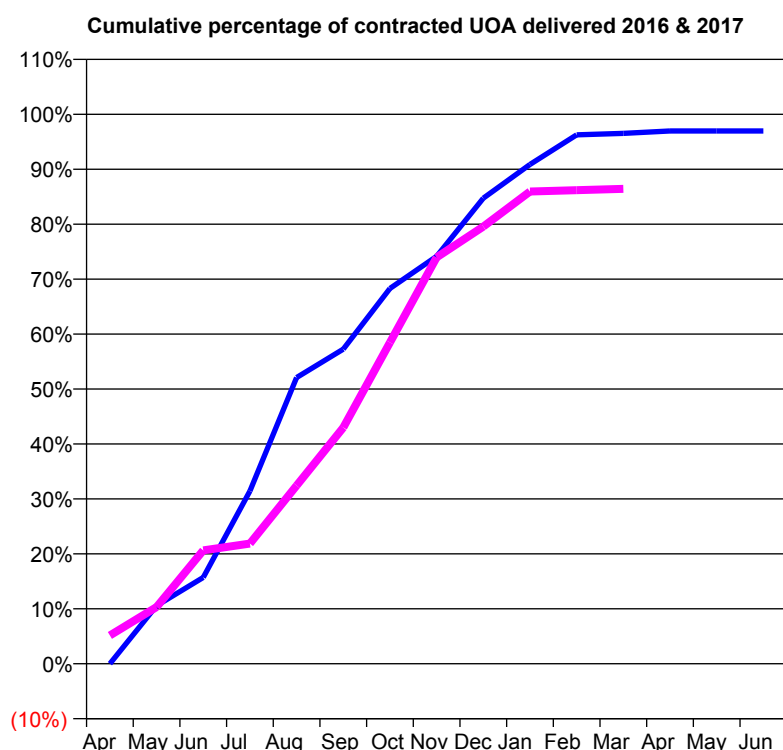
**Q45 - Vital Signs Orthodontic At a Glance Contract Report for 832472/0001 - March 2017**

Name or company name	MR AR FLETCHER
Contract type name	GDS Contract
Purpose of contract	General and Orthodontic
Contract start date	01/04/2006
Contract end date	

16/17 Contracted general activity (UDA)	25,408
Carry forward general activity (UDA)	0
16/17 Contracted orthodontic activity (UOA)	407
Carry forward orthodontic activity (UOA)	0
Baseline contract value	£634,511.14

**ACCESS**

	Contract	England and Wales
24 month ratio of assessments to patient IDs	1.00	1.09

**ACTIVITY**


Month	Adjusted Scheduled Activity (UOA)	
	2016	2017
April	0	21
May	43	42
June	64	84
July	128	89
August	212	132
September	233	175
October	278	238
November	302	301
December	345	324
January	370	350
February	392	351
March	393	352
April	395	
May	395	
June	395	

**QUALITY**

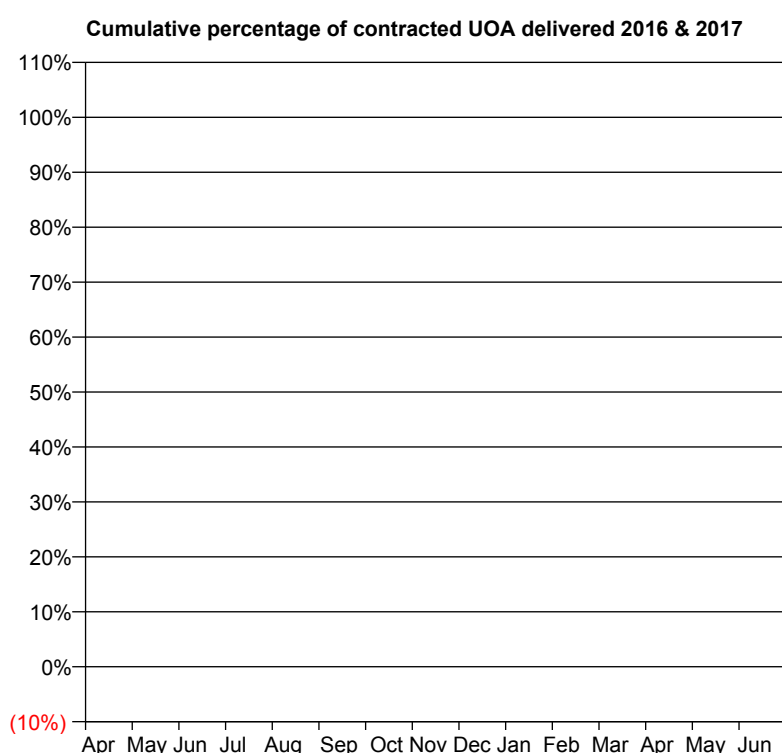
	Contract Quantity	Contract Base Number	Contract *	Region	England
% of all assessments that were assess and fit appliances (rolling 12 month period)	17	27	63.0%	56.0%	56.6%
% of all assessments that were assess and refuse (rolling 12 month period)	2	27	7.4%	12.2%	11.8%
% of all assessments that were assess and review (rolling 12 month period)	8	27	29.6%	31.7%	31.6%
% of terminated courses where treatment was abandoned or discontinued (rolling 12 month period)	1	15	6.7%	7.9%	7.7%
% of completed treatments indicating that PAR score was taken (year to date)	14	14	100.0%	56.1%	58.4%
Rate of removable appliances per 100 fixed appliances - proposed treatment (rolling 12 month period)	4	27	14.81	5.53	5.64
Rate of removable appliances per 100 fixed appliances - completed treatment (rolling 12 month period)	4	26	15.38	4.24	4.81
% of courses of treatment with removable appliances only - proposed treatment (rolling 12 month period)	1	17	5.9%	1.5%	2.0%
% of courses of treatment with removable appliances only - completed treatment (rolling 12 month period)	1	14	7.1%	1.0%	1.5%
% of patients satisfied with the treatment they have received (rolling 12 month period)	0	0	N/A	96.6%	96.0%

\* Figures in italics indicate that the base number is less than 100.

**Q45 - Vital Signs Orthodontic At a Glance Contract Report for 833037/0009 - March 2017**

Name or company name	MR MA HYDER	16/17 Contracted general activity (UDA)	15,400
Contract type name	GDS Contract	Carry forward general activity (UDA)	0
Purpose of contract	General	16/17 Contracted orthodontic activity (UOA)	0
Contract start date	01/06/2009	Carry forward orthodontic activity (UOA)	0
Contract end date		Baseline contract value	£330,327.04

ACCESS	Contract	England and Wales
24 month ratio of assessments to patient IDs	1.00	1.09

**ACTIVITY**


Month	Adjusted Scheduled Activity (UOA)	
	2016	2017
April	0	0
May	0	0
June	0	0
July	0	0
August	0	0
September	0	0
October	0	0
November	0	1
December	0	1
January	0	1
February	0	1
March	0	1
April	0	
May	0	
June	0	

QUALITY	Contract Quantity	Contract Base Number	Contract *	Region	England
% of all assessments that were assess and fit appliances (rolling 12 month period)	0	1	0.0%	56.0%	56.6%
% of all assessments that were assess and refuse (rolling 12 month period)	0	1	0.0%	12.2%	11.8%
% of all assessments that were assess and review (rolling 12 month period)	1	1	100.0%	31.7%	31.6%
% of terminated courses where treatment was abandoned or discontinued (rolling 12 month period)	0	0	N/A	7.9%	7.7%
% of completed treatments indicating that PAR score was taken (year to date)	0	0	N/A	56.1%	58.4%
Rate of removable appliances per 100 fixed appliances - proposed treatment (rolling 12 month period)	0	0	N/A	5.53	5.64
Rate of removable appliances per 100 fixed appliances - completed treatment (rolling 12 month period)	0	0	N/A	4.24	4.81
% of courses of treatment with removable appliances only - proposed treatment (rolling 12 month period)	0	0	N/A	1.5%	2.0%
% of courses of treatment with removable appliances only - completed treatment (rolling 12 month period)	0	0	N/A	1.0%	1.5%
% of patients satisfied with the treatment they have received (rolling 12 month period)	0	0	N/A	96.6%	96.0%

\* Figures in italics indicate that the base number is less than 100.

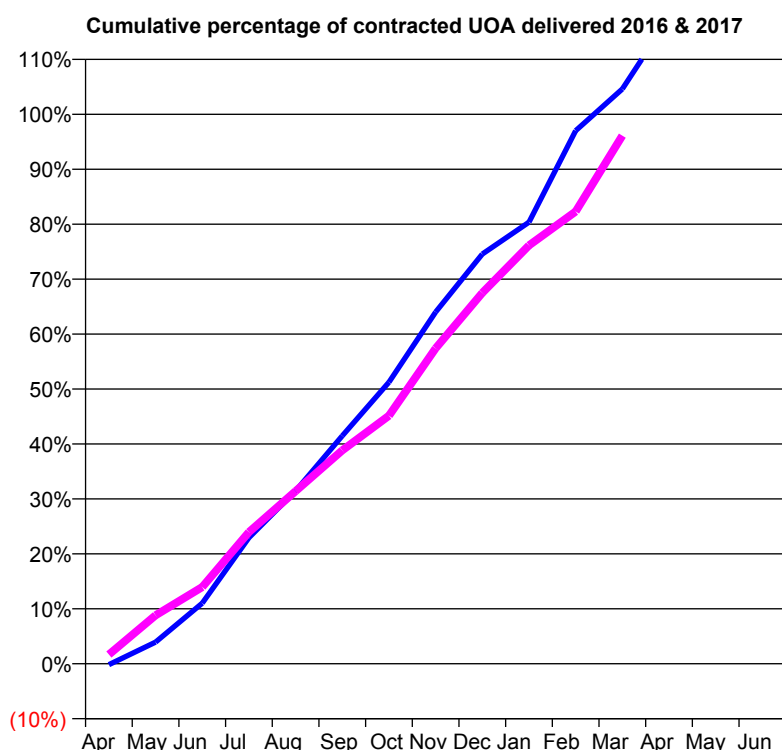
**Q45 - Vital Signs Orthodontic At a Glance Contract Report for 839728/0002 - March 2017**

Name or company name	MR NJ HUNTLEY
Contract type name	PDS Contract
Purpose of contract	Orthodontic
Contract start date	01/06/2011
Contract end date	31/03/2018

16/17 Contracted general activity (UDA)	0
Carry forward general activity (UDA)	0
16/17 Contracted orthodontic activity (UOA)	18,337
Carry forward orthodontic activity (UOA)	141
Baseline contract value	£1,223,649.49

**ACCESS**

	Contract	England and Wales
24 month ratio of assessments to patient IDs	1.05	1.09

**ACTIVITY**


Month	Adjusted Scheduled Activity (UOA)	
	2016	2017
April	-32	308
May	723	1,618
June	2,021	2,560
July	4,209	4,396
August	5,768	5,762
September	7,609	7,120
October	9,398	8,277
November	11,737	10,525
December	13,670	12,375
January	14,735	13,960
February	17,787	15,093
March	19,181	17,622
April	21,555	
May	21,976	
June	21,976	

**QUALITY**

	Contract Quantity	Contract Base Number	Contract *	Region	England
% of all assessments that were assess and fit appliances (rolling 12 month period)	943	1,878	50.2%	56.0%	56.6%
% of all assessments that were assess and refuse (rolling 12 month period)	238	1,878	12.7%	12.2%	11.8%
% of all assessments that were assess and review (rolling 12 month period)	697	1,878	37.1%	31.7%	31.6%
% of terminated courses where treatment was abandoned or discontinued (rolling 12 month period)	190	1,317	14.4%	7.9%	7.7%
% of completed treatments indicating that PAR score was taken (year to date)	673	1,126	59.8%	56.1%	58.4%
Rate of removable appliances per 100 fixed appliances - proposed treatment (rolling 12 month period)	39	1,853	2.10	5.53	5.64
Rate of removable appliances per 100 fixed appliances - completed treatment (rolling 12 month period)	30	2,192	1.37	4.24	4.81
% of courses of treatment with removable appliances only - proposed treatment (rolling 12 month period)	5	943	0.5%	1.5%	2.0%
% of courses of treatment with removable appliances only - completed treatment (rolling 12 month period)	16	1,127	1.4%	1.0%	1.5%
% of patients satisfied with the treatment they have received (rolling 12 month period)	45	47	95.7%	96.6%	96.0%

\* Figures in italics indicate that the base number is less than 100.

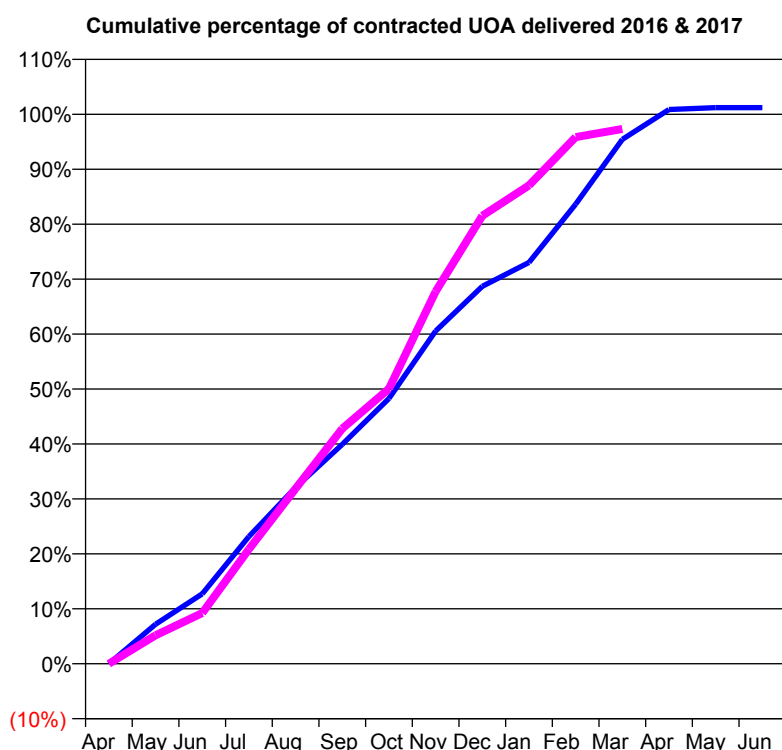
**Q45 - Vital Signs Orthodontic At a Glance Contract Report for 839728/0003 - March 2017**

Name or company name	MR NJ HUNTLEY
Contract type name	PDS Contract
Purpose of contract	Orthodontic
Contract start date	01/06/2011
Contract end date	31/03/2018

16/17 Contracted general activity (UDA)	0
Carry forward general activity (UDA)	0
16/17 Contracted orthodontic activity (UOA)	6,959
Carry forward orthodontic activity (UOA)	0
Baseline contract value	£420,157.73

**ACCESS**

	Contract	England and Wales
24 month ratio of assessments to patient IDs	1.04	1.09

**ACTIVITY**


Month	Adjusted Scheduled Activity (UOA)	
	2016	2017
April	0	0
May	501	360
June	885	642
July	1,612	1,452
August	2,234	2,218
September	2,778	2,978
October	3,359	3,483
November	4,214	4,714
December	4,780	5,674
January	5,082	6,058
February	5,821	6,669
March	6,641	6,773
April	7,020	
May	7,043	
June	7,043	

**QUALITY**

	Contract Quantity	Contract Base Number	Contract *	Region	England
% of all assessments that were assess and fit appliances (rolling 12 month period)	351	448	78.3%	56.0%	56.6%
% of all assessments that were assess and refuse (rolling 12 month period)	9	448	2.0%	12.2%	11.8%
% of all assessments that were assess and review (rolling 12 month period)	88	448	19.6%	31.7%	31.6%
% of terminated courses where treatment was abandoned or discontinued (rolling 12 month period)	96	456	21.1%	7.9%	7.7%
% of completed treatments indicating that PAR score was taken (year to date)	165	360	45.8%	56.1%	58.4%
Rate of removable appliances per 100 fixed appliances - proposed treatment (rolling 12 month period)	14	694	2.02	5.53	5.64
Rate of removable appliances per 100 fixed appliances - completed treatment (rolling 12 month period)	8	695	1.15	4.24	4.81
% of courses of treatment with removable appliances only - proposed treatment (rolling 12 month period)	2	351	0.6%	1.5%	2.0%
% of courses of treatment with removable appliances only - completed treatment (rolling 12 month period)	7	360	1.9%	1.0%	1.5%
% of patients satisfied with the treatment they have received (rolling 12 month period)	13	16	81.3%	96.6%	96.0%

\* Figures in italics indicate that the base number is less than 100.

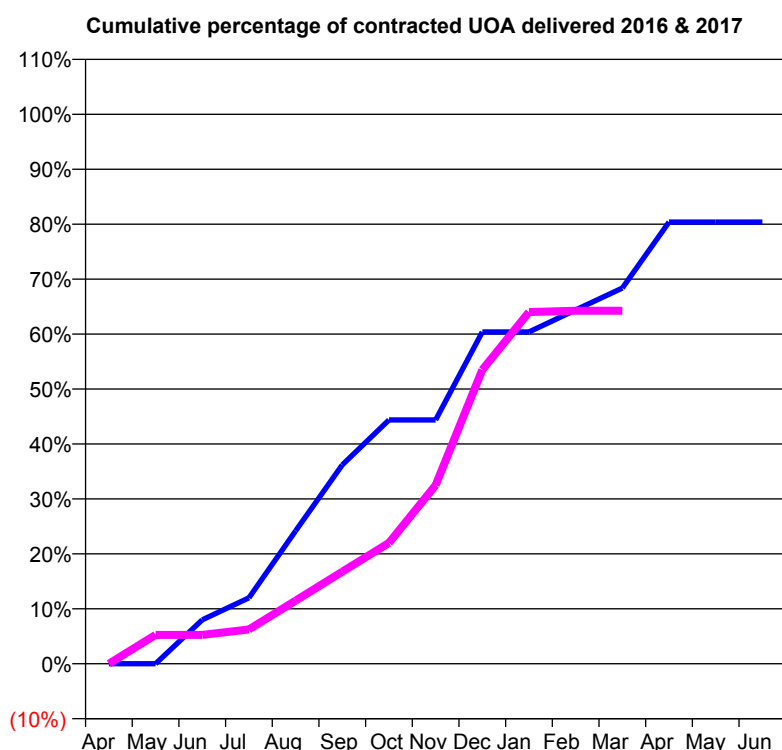
**Q45 - Vital Signs Orthodontic At a Glance Contract Report for 919047/0001 - March 2017**

Name or company name	MR TR LEWIS
Contract type name	GDS Contract
Purpose of contract	General and Orthodontic
Contract start date	01/04/2006
Contract end date	

16/17 Contracted general activity (UDA)	4,075
Carry forward general activity (UDA)	0
16/17 Contracted orthodontic activity (UOA)	400
Carry forward orthodontic activity (UOA)	0
Baseline contract value	£95,908.55

**ACCESS**

	Contract	England and Wales
24 month ratio of assessments to patient IDs	1.06	1.09

**ACTIVITY**


Month	Adjusted Scheduled Activity (UOA)	
	2016	2017
April	0	0
May	0	21
June	42	21
July	63	25
August	127	46
September	190	67
October	233	88
November	233	130
December	317	214
January	317	256
February	338	257
March	359	257
April	422	
May	422	
June	422	

**QUALITY**

	Contract Quantity	Contract Base Number	Contract *	Region	England
% of all assessments that were assess and fit appliances (rolling 12 month period)	16	17	94.1%	56.0%	56.6%
% of all assessments that were assess and refuse (rolling 12 month period)	1	17	5.9%	12.2%	11.8%
% of all assessments that were assess and review (rolling 12 month period)	0	17	0.0%	31.7%	31.6%
% of terminated courses where treatment was abandoned or discontinued (rolling 12 month period)	4	37	10.8%	7.9%	7.7%
% of completed treatments indicating that PAR score was taken (year to date)	33	33	100.0%	56.1%	58.4%
Rate of removable appliances per 100 fixed appliances - proposed treatment (rolling 12 month period)	1	23	4.35	5.53	5.64
Rate of removable appliances per 100 fixed appliances - completed treatment (rolling 12 month period)	3	61	4.92	4.24	4.81
% of courses of treatment with removable appliances only - proposed treatment (rolling 12 month period)	1	16	6.3%	1.5%	2.0%
% of courses of treatment with removable appliances only - completed treatment (rolling 12 month period)	1	33	3.0%	1.0%	1.5%
% of patients satisfied with the treatment they have received (rolling 12 month period)	1	1	100.0%	96.6%	96.0%

\* Figures in italics indicate that the base number is less than 100.

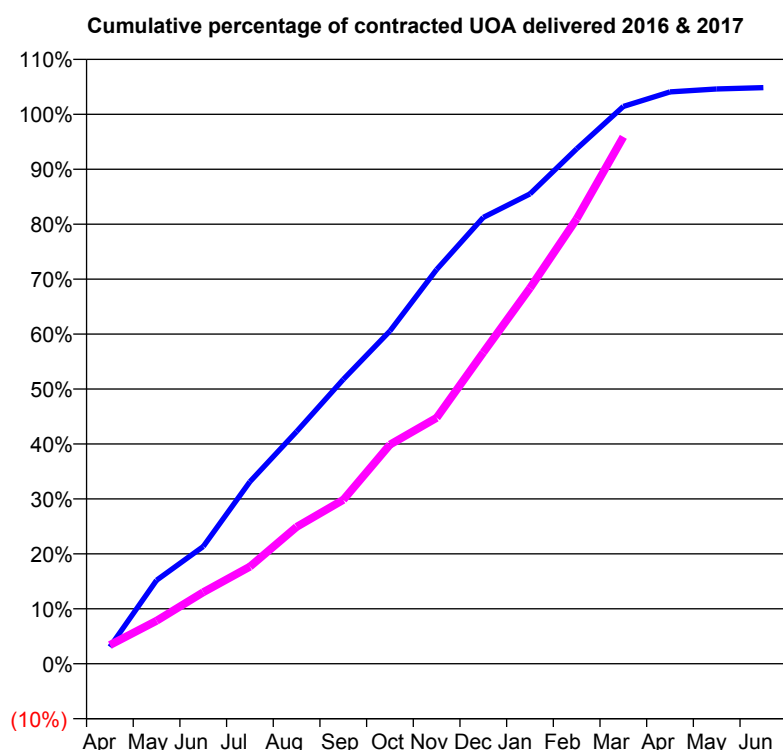
**Q46 - Vital Signs Orthodontic At a Glance Contract Report for 101281/0088 - March 2017**

Name or company name	OASIS DENTAL CARE LTD
Contract type name	PDS Contract
Purpose of contract	Orthodontic
Contract start date	01/04/2006
Contract end date	31/03/2018

16/17 Contracted general activity (UDA)	0
Carry forward general activity (UDA)	0
16/17 Contracted orthodontic activity (UOA)	9,019
Carry forward orthodontic activity (UOA)	-160
Baseline contract value	£544,053.24

**ACCESS**

	Contract	England and Wales
24 month ratio of assessments to patient IDs	1.03	1.09

**ACTIVITY**


Month	Adjusted Scheduled Activity (UOA)	
	2016	2017
April	246	307
May	1,214	706
June	1,705	1,174
July	2,646	1,595
August	3,376	2,246
September	4,134	2,691
October	4,837	3,596
November	5,731	4,037
December	6,488	5,110
January	6,830	6,167
February	7,485	7,303
March	8,101	8,649
April	8,313	
May	8,355	
June	8,376	

**QUALITY**

	Contract Quantity	Contract Base Number	Contract *	Region	England
% of all assessments that were assess and fit appliances (rolling 12 month period)	424	430	98.6%	56.0%	56.6%
% of all assessments that were assess and refuse (rolling 12 month period)	5	430	1.2%	12.2%	11.8%
% of all assessments that were assess and review (rolling 12 month period)	1	430	0.2%	31.7%	31.6%
% of terminated courses where treatment was abandoned or discontinued (rolling 12 month period)	4	191	2.1%	7.9%	7.7%
% of completed treatments indicating that PAR score was taken (year to date)	81	187	43.3%	56.1%	58.4%
Rate of removable appliances per 100 fixed appliances - proposed treatment (rolling 12 month period)	12	827	1.45	5.53	5.64
Rate of removable appliances per 100 fixed appliances - completed treatment (rolling 12 month period)	24	352	6.82	4.24	4.81
% of courses of treatment with removable appliances only - proposed treatment (rolling 12 month period)	2	424	0.5%	1.5%	2.0%
% of courses of treatment with removable appliances only - completed treatment (rolling 12 month period)	2	187	1.1%	1.0%	1.5%
% of patients satisfied with the treatment they have received (rolling 12 month period)	9	9	100.0%	96.6%	96.0%

\* Figures in italics indicate that the base number is less than 100.

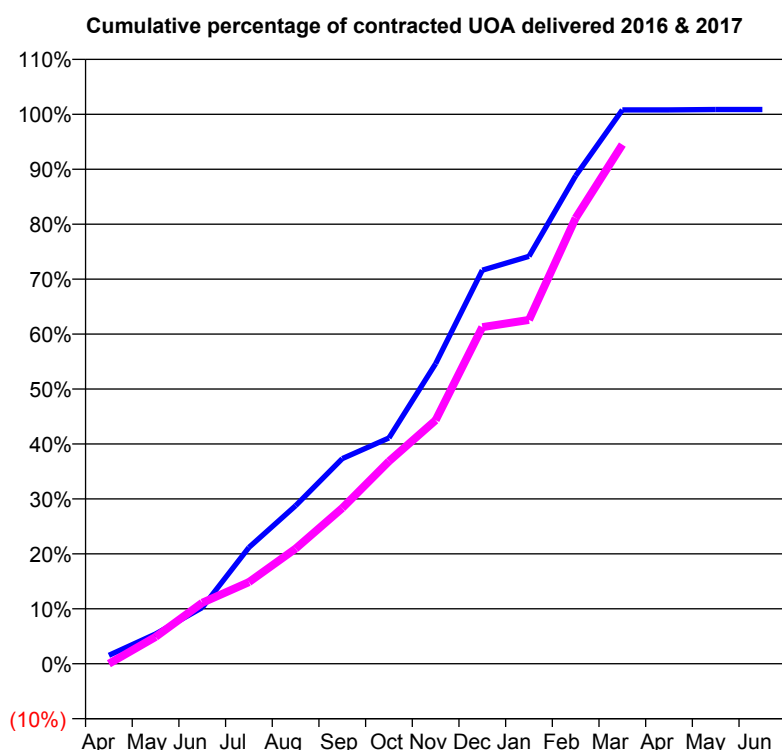
**Q46 - Vital Signs Orthodontic At a Glance Contract Report for 101281/0146 - March 2017**

Name or company name	OASIS DENTAL CARE LTD
Contract type name	PDS Contract
Purpose of contract	Orthodontic
Contract start date	01/04/2006
Contract end date	31/03/2018

16/17 Contracted general activity (UDA)	0
Carry forward general activity (UDA)	0
16/17 Contracted orthodontic activity (UOA)	1,737
Carry forward orthodontic activity (UOA)	0
Baseline contract value	£112,200.14

**ACCESS**

	Contract	England and Wales
24 month ratio of assessments to patient IDs	1.06	1.09

**ACTIVITY**


Month	Adjusted Scheduled Activity (UOA)	
	2016	2017
April	27	0
May	95	85
June	179	193
July	371	258
August	504	364
September	654	492
October	720	640
November	957	770
December	1,255	1,064
January	1,299	1,087
February	1,556	1,409
March	1,766	1,641
April	1,766	
May	1,767	
June	1,767	

**QUALITY**

	Contract Quantity	Contract Base Number	Contract *	Region	England
% of all assessments that were assess and fit appliances (rolling 12 month period)	77	102	75.5%	56.0%	56.6%
% of all assessments that were assess and refuse (rolling 12 month period)	8	102	7.8%	12.2%	11.8%
% of all assessments that were assess and review (rolling 12 month period)	17	102	16.7%	31.7%	31.6%
% of terminated courses where treatment was abandoned or discontinued (rolling 12 month period)	4	105	3.8%	7.9%	7.7%
% of completed treatments indicating that PAR score was taken (year to date)	21	101	20.8%	56.1%	58.4%
Rate of removable appliances per 100 fixed appliances - proposed treatment (rolling 12 month period)	48	148	32.43	5.53	5.64
Rate of removable appliances per 100 fixed appliances - completed treatment (rolling 12 month period)	65	194	33.51	4.24	4.81
% of courses of treatment with removable appliances only - proposed treatment (rolling 12 month period)	0	77	0.0%	1.5%	2.0%
% of courses of treatment with removable appliances only - completed treatment (rolling 12 month period)	1	101	1.0%	1.0%	1.5%
% of patients satisfied with the treatment they have received (rolling 12 month period)	1	1	100.0%	96.6%	96.0%

\* Figures in italics indicate that the base number is less than 100.



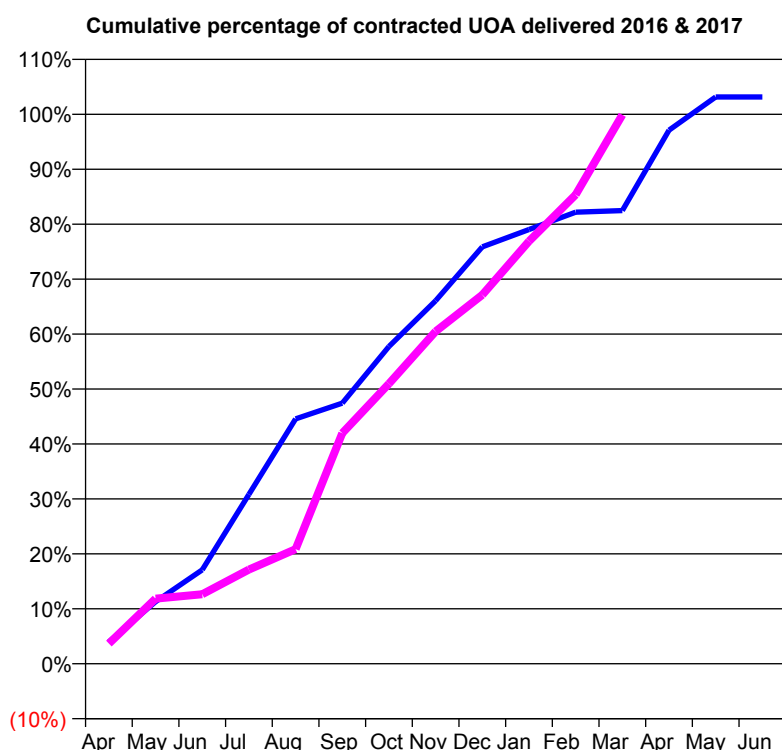
**Q46 - Vital Signs Orthodontic At a Glance Contract Report for 101281/0209 - March 2017**

Name or company name	OASIS DENTAL CARE LTD
Contract type name	PDS Contract
Purpose of contract	Orthodontic
Contract start date	01/09/2009
Contract end date	31/03/2018

16/17 Contracted general activity (UDA)	0
Carry forward general activity (UDA)	0
16/17 Contracted orthodontic activity (UOA)	7,971
Carry forward orthodontic activity (UOA)	-147
Baseline contract value	£480,841.42

**ACCESS**

	Contract	England and Wales
24 month ratio of assessments to patient IDs	1.04	1.09

**ACTIVITY**


Month	Adjusted Scheduled Activity (UOA)	
	2016	2017
April	294	294
May	829	945
June	1,256	1,008
July	2,264	1,367
August	3,274	1,662
September	3,484	3,346
October	4,242	4,063
November	4,852	4,822
December	5,572	5,351
January	5,805	6,128
February	6,036	6,804
March	6,057	7,963
April	7,133	
May	7,576	
June	7,576	

**QUALITY**

	Contract Quantity	Contract Base Number	Contract *	Region	England
% of all assessments that were assess and fit appliances (rolling 12 month period)	470	482	97.5%	56.0%	56.6%
% of all assessments that were assess and refuse (rolling 12 month period)	0	482	0.0%	12.2%	11.8%
% of all assessments that were assess and review (rolling 12 month period)	12	482	2.5%	31.7%	31.6%
% of terminated courses where treatment was abandoned or discontinued (rolling 12 month period)	6	18	33.3%	7.9%	7.7%
% of completed treatments indicating that PAR score was taken (year to date)	11	12	91.7%	56.1%	58.4%
Rate of removable appliances per 100 fixed appliances - proposed treatment (rolling 12 month period)	73	935	7.81	5.53	5.64
Rate of removable appliances per 100 fixed appliances - completed treatment (rolling 12 month period)	0	22	0.00	4.24	4.81
% of courses of treatment with removable appliances only - proposed treatment (rolling 12 month period)	2	470	0.4%	1.5%	2.0%
% of courses of treatment with removable appliances only - completed treatment (rolling 12 month period)	0	12	0.0%	1.0%	1.5%
% of patients satisfied with the treatment they have received (rolling 12 month period)	5	5	100.0%	96.6%	96.0%

\* Figures in italics indicate that the base number is less than 100.

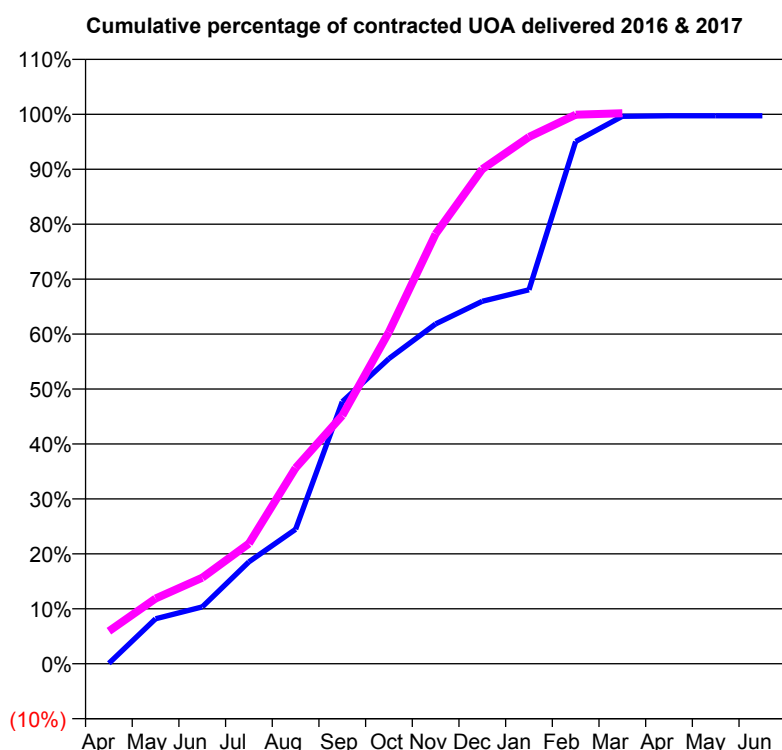
**Q46 - Vital Signs Orthodontic At a Glance Contract Report for 102903/0001 - March 2017**

Name or company name	Fogg, Whittingham & Casserley
Contract type name	GDS Contract
Purpose of contract	General and Orthodontic
Contract start date	01/04/2006
Contract end date	

16/17 Contracted general activity (UDA)	39,616
Carry forward general activity (UDA)	5
16/17 Contracted orthodontic activity (UOA)	1,111
Carry forward orthodontic activity (UOA)	3
Baseline contract value	£1,177,113.88

**ACCESS**

	Contract	England and Wales
24 month ratio of assessments to patient IDs	1.16	1.09

**ACTIVITY**


Month	Adjusted Scheduled Activity (UOA)	
	2016	2017
April	1	66
May	91	132
June	115	174
July	206	243
August	272	396
September	530	502
October	617	671
November	687	869
December	733	1,000
January	756	1,065
February	1,056	1,110
March	1,107	1,113
April	1,108	
May	1,108	
June	1,108	

**QUALITY**

	Contract Quantity	Contract Base Number	Contract *	Region	England
% of all assessments that were assess and fit appliances (rolling 12 month period)	53	100	53.0%	56.0%	56.6%
% of all assessments that were assess and refuse (rolling 12 month period)	4	100	4.0%	12.2%	11.8%
% of all assessments that were assess and review (rolling 12 month period)	43	100	43.0%	31.7%	31.6%
% of terminated courses where treatment was abandoned or discontinued (rolling 12 month period)	11	48	22.9%	7.9%	7.7%
% of completed treatments indicating that PAR score was taken (year to date)	14	37	37.8%	56.1%	58.4%
Rate of removable appliances per 100 fixed appliances - proposed treatment (rolling 12 month period)	0	0	<i>N/A</i>	5.53	5.64
Rate of removable appliances per 100 fixed appliances - completed treatment (rolling 12 month period)	0	0	<i>N/A</i>	4.24	4.81
% of courses of treatment with removable appliances only - proposed treatment (rolling 12 month period)	0	53	0.0%	1.5%	2.0%
% of courses of treatment with removable appliances only - completed treatment (rolling 12 month period)	0	37	0.0%	1.0%	1.5%
% of patients satisfied with the treatment they have received (rolling 12 month period)	5	5	100.0%	96.6%	96.0%

\* Figures in italics indicate that the base number is less than 100.

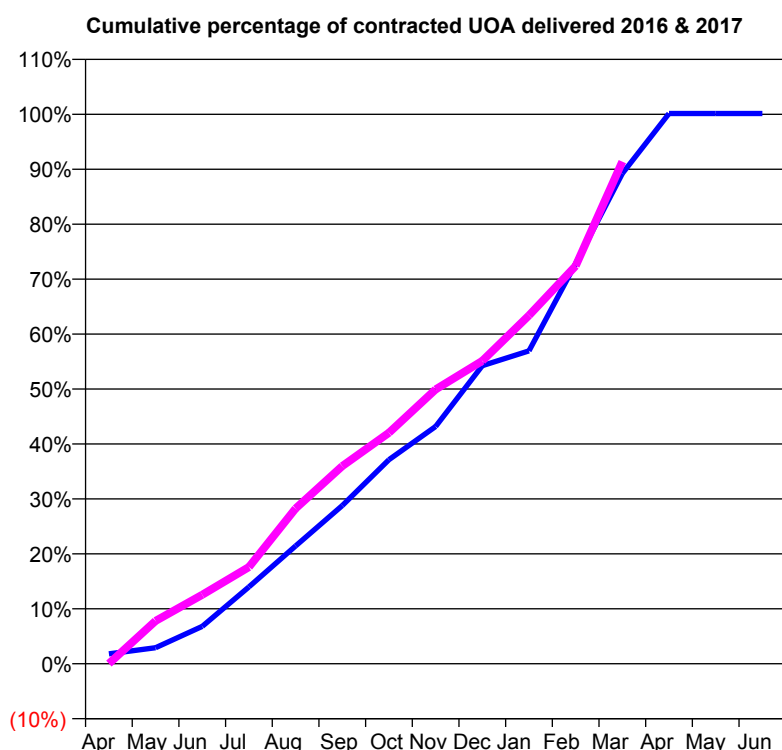
**Q46 - Vital Signs Orthodontic At a Glance Contract Report for 104507/0001 - March 2017**

Name or company name	Heaton Mersey Orthodontic Centre
Contract type name	PDS Contract
Purpose of contract	Orthodontic
Contract start date	01/04/2006
Contract end date	31/03/2018

16/17 Contracted general activity (UDA)	0
Carry forward general activity (UDA)	0
16/17 Contracted orthodontic activity (UOA)	16,392
Carry forward orthodontic activity (UOA)	-5
Baseline contract value	£1,123,328.32

**ACCESS**

	Contract	England and Wales
24 month ratio of assessments to patient IDs	1.08	1.09

**ACTIVITY**


Month	Adjusted Scheduled Activity (UOA)	
	2016	2017
April	298	5
May	478	1,278
June	1,114	2,059
July	2,294	2,887
August	3,514	4,632
September	4,719	5,898
October	6,088	6,893
November	7,078	8,185
December	8,893	9,036
January	9,335	10,394
February	11,941	11,866
March	14,625	14,979
April	16,415	
May	16,415	
June	16,415	

**QUALITY**

	Contract Quantity	Contract Base Number	Contract *	Region	England
% of all assessments that were assess and fit appliances (rolling 12 month period)	801	916	87.4%	56.0%	56.6%
% of all assessments that were assess and refuse (rolling 12 month period)	68	916	7.4%	12.2%	11.8%
% of all assessments that were assess and review (rolling 12 month period)	47	916	5.1%	31.7%	31.6%
% of terminated courses where treatment was abandoned or discontinued (rolling 12 month period)	72	875	8.2%	7.9%	7.7%
% of completed treatments indicating that PAR score was taken (year to date)	702	803	87.4%	56.1%	58.4%
Rate of removable appliances per 100 fixed appliances - proposed treatment (rolling 12 month period)	8	1,585	0.50	5.53	5.64
Rate of removable appliances per 100 fixed appliances - completed treatment (rolling 12 month period)	8	1,582	0.51	4.24	4.81
% of courses of treatment with removable appliances only - proposed treatment (rolling 12 month period)	8	801	1.0%	1.5%	2.0%
% of courses of treatment with removable appliances only - completed treatment (rolling 12 month period)	8	803	1.0%	1.0%	1.5%
% of patients satisfied with the treatment they have received (rolling 12 month period)	24	25	96.0%	96.6%	96.0%

\* Figures in italics indicate that the base number is less than 100.

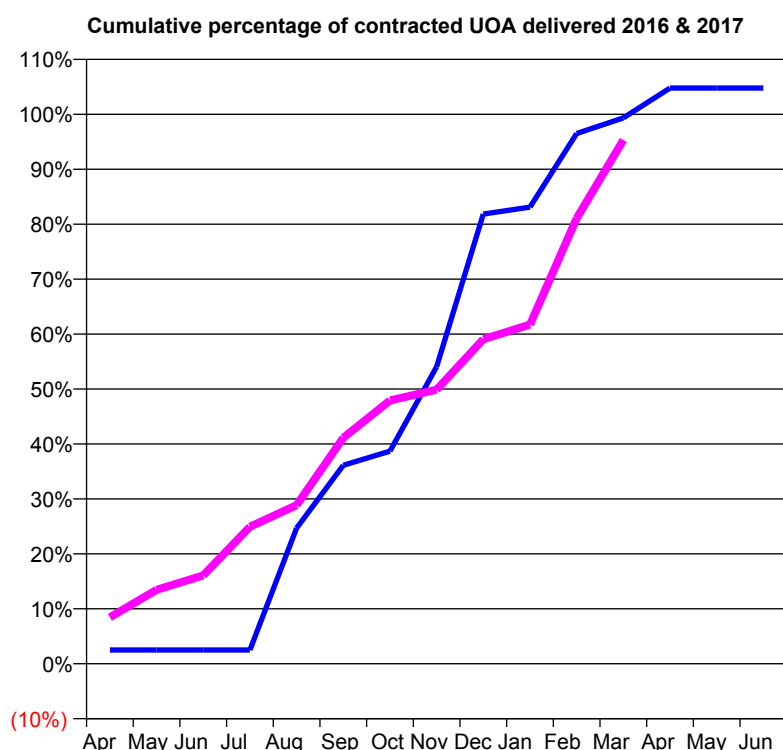
**Q46 - Vital Signs Orthodontic At a Glance Contract Report for 108367/0001 - March 2017**

Name or company name	Bell Lane Dental Practice
Contract type name	GDS Contract
Purpose of contract	General and Orthodontic
Contract start date	01/04/2012
Contract end date	

16/17 Contracted general activity (UDA)	12,338
Carry forward general activity (UDA)	-169
16/17 Contracted orthodontic activity (UOA)	1,680
Carry forward orthodontic activity (UOA)	-34
Baseline contract value	£559,800.51

**ACCESS**

	Contract	England and Wales
24 month ratio of assessments to patient IDs	1.12	1.09

**ACTIVITY**


Month	Adjusted Scheduled Activity (UOA)	
	2016	2017
April	42	142
May	42	226
June	42	270
July	42	419
August	415	485
September	607	691
October	650	805
November	908	838
December	1,375	992
January	1,396	1,037
February	1,621	1,362
March	1,669	1,601
April	1,760	
May	1,760	
June	1,760	

**QUALITY**

	Contract Quantity	Contract Base Number	Contract *	Region	England
% of all assessments that were assess and fit appliances (rolling 12 month period)	76	151	50.3%	56.0%	56.6%
% of all assessments that were assess and refuse (rolling 12 month period)	56	151	37.1%	12.2%	11.8%
% of all assessments that were assess and review (rolling 12 month period)	19	151	12.6%	31.7%	31.6%
% of terminated courses where treatment was abandoned or discontinued (rolling 12 month period)	8	19	42.1%	7.9%	7.7%
% of completed treatments indicating that PAR score was taken (year to date)	0	11	0.0%	56.1%	58.4%
Rate of removable appliances per 100 fixed appliances - proposed treatment (rolling 12 month period)	3	16	18.75	5.53	5.64
Rate of removable appliances per 100 fixed appliances - completed treatment (rolling 12 month period)	0	1	0.00	4.24	4.81
% of courses of treatment with removable appliances only - proposed treatment (rolling 12 month period)	0	76	0.0%	1.5%	2.0%
% of courses of treatment with removable appliances only - completed treatment (rolling 12 month period)	0	11	0.0%	1.0%	1.5%
% of patients satisfied with the treatment they have received (rolling 12 month period)	1	1	100.0%	96.6%	96.0%

\* Figures in italics indicate that the base number is less than 100.

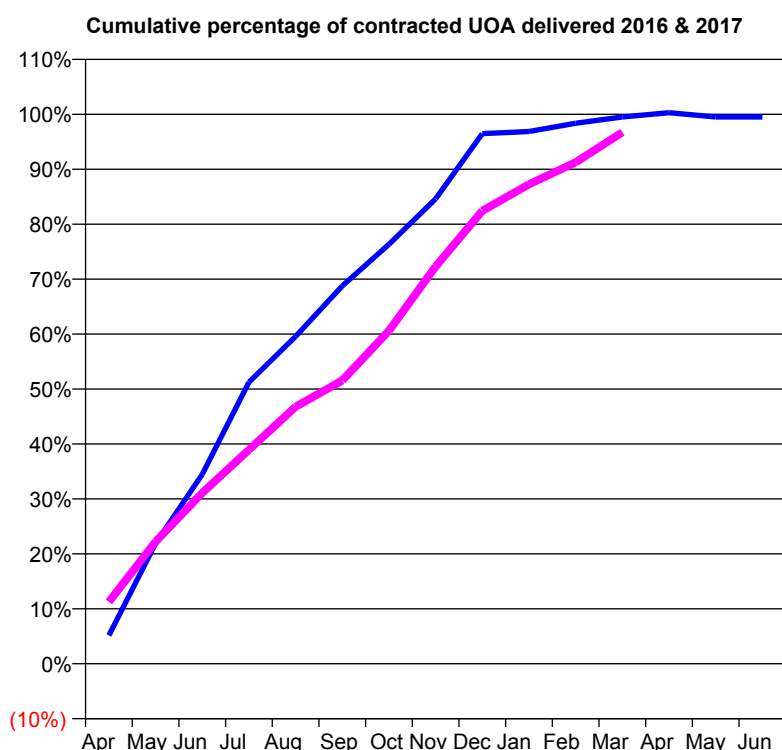
**Q46 - Vital Signs Orthodontic At a Glance Contract Report for 125040/0001 - March 2017**

Name or company name	Red Rose Dental Group
Contract type name	GDS Contract
Purpose of contract	General and Orthodontic
Contract start date	01/04/2013
Contract end date	

16/17 Contracted general activity (UDA)	6,575
Carry forward general activity (UDA)	68
16/17 Contracted orthodontic activity (UOA)	5,533
Carry forward orthodontic activity (UOA)	27
Baseline contract value	£559,552.17

**ACCESS**

	Contract	England and Wales
24 month ratio of assessments to patient IDs	1.05	1.09

**ACTIVITY**


Month	Adjusted Scheduled Activity (UOA)	
	2016	2017
April	285	624
May	1,212	1,229
June	1,907	1,721
July	2,835	2,154
August	3,296	2,588
September	3,804	2,852
October	4,224	3,354
November	4,681	4,001
December	5,338	4,561
January	5,359	4,827
February	5,443	5,049
March	5,506	5,351
April	5,549	
May	5,506	
June	5,506	

**QUALITY**

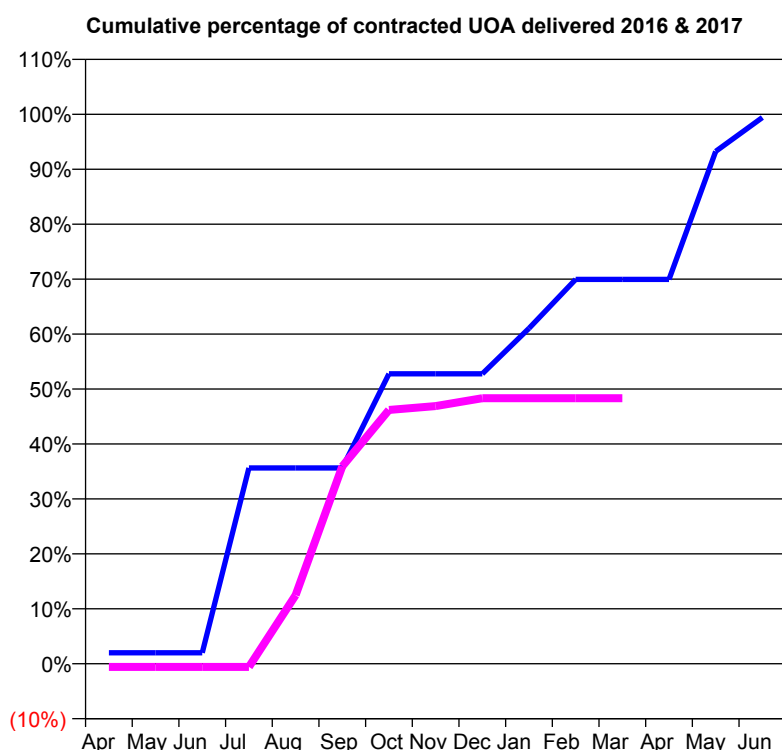
	Contract Quantity	Contract Base Number	Contract *	Region	England
% of all assessments that were assess and fit appliances (rolling 12 month period)	251	459	54.7%	56.0%	56.6%
% of all assessments that were assess and refuse (rolling 12 month period)	104	459	22.7%	12.2%	11.8%
% of all assessments that were assess and review (rolling 12 month period)	104	459	22.7%	31.7%	31.6%
% of terminated courses where treatment was abandoned or discontinued (rolling 12 month period)	7	237	3.0%	7.9%	7.7%
% of completed treatments indicating that PAR score was taken (year to date)	53	222	23.9%	56.1%	58.4%
Rate of removable appliances per 100 fixed appliances - proposed treatment (rolling 12 month period)	22	492	4.47	5.53	5.64
Rate of removable appliances per 100 fixed appliances - completed treatment (rolling 12 month period)	13	443	2.93	4.24	4.81
% of courses of treatment with removable appliances only - proposed treatment (rolling 12 month period)	1	251	0.4%	1.5%	2.0%
% of courses of treatment with removable appliances only - completed treatment (rolling 12 month period)	1	230	0.4%	1.0%	1.5%
% of patients satisfied with the treatment they have received (rolling 12 month period)	5	5	100.0%	96.6%	96.0%

\* Figures in italics indicate that the base number is less than 100.

**Q46 - Vital Signs Orthodontic At a Glance Contract Report for 126535/0001 - March 2017**

Name or company name	KML Orthodontics	16/17 Contracted general activity (UDA)	0
Contract type name	PDS Contract	Carry forward general activity (UDA)	0
Purpose of contract	Orthodontic	16/17 Contracted orthodontic activity (UOA)	3,065
Contract start date	01/04/2012	Carry forward orthodontic activity (UOA)	18
Contract end date	31/03/2019	Baseline contract value	£178,290.98

ACCESS	Contract	England and Wales
24 month ratio of assessments to patient IDs	1.00	1.09

**ACTIVITY**


Month	Adjusted Scheduled Activity (UOA)	
	2016	2017
April	61	-18
May	61	-18
June	61	-18
July	1,092	-18
August	1,092	383
September	1,092	1,101
October	1,617	1,416
November	1,617	1,437
December	1,617	1,481
January	1,871	1,481
February	2,144	1,481
March	2,144	1,481
April	2,144	
May	2,858	
June	3,047	

**QUALITY**

	Contract Quantity	Contract Base Number	Contract *	Region	England
% of all assessments that were assess and fit appliances (rolling 12 month period)	114	128	89.1%	56.0%	56.6%
% of all assessments that were assess and refuse (rolling 12 month period)	7	128	5.5%	12.2%	11.8%
% of all assessments that were assess and review (rolling 12 month period)	7	128	5.5%	31.7%	31.6%
% of terminated courses where treatment was abandoned or discontinued (rolling 12 month period)	8	97	8.2%	7.9%	7.7%
% of completed treatments indicating that PAR score was taken (year to date)	87	89	97.8%	56.1%	58.4%
Rate of removable appliances per 100 fixed appliances - proposed treatment (rolling 12 month period)	5	228	2.19	5.53	5.64
Rate of removable appliances per 100 fixed appliances - completed treatment (rolling 12 month period)	3	154	1.95	4.24	4.81
% of courses of treatment with removable appliances only - proposed treatment (rolling 12 month period)	0	114	0.0%	1.5%	2.0%
% of courses of treatment with removable appliances only - completed treatment (rolling 12 month period)	0	89	0.0%	1.0%	1.5%
% of patients satisfied with the treatment they have received (rolling 12 month period)	4	5	80.0%	96.6%	96.0%

\* Figures in italics indicate that the base number is less than 100.

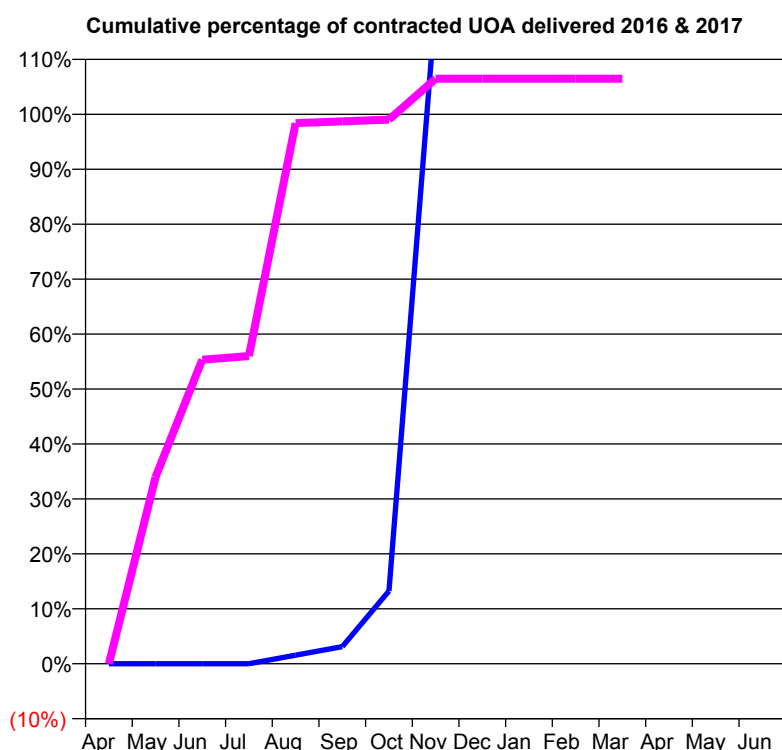
**Q46 - Vital Signs Orthodontic At a Glance Contract Report for 134899/0001 - March 2017**

Name or company name	High Lane Partnership
Contract type name	GDS Contract
Purpose of contract	General and Orthodontic
Contract start date	01/06/2015
Contract end date	

16/17 Contracted general activity (UDA)	14,969
Carry forward general activity (UDA)	-299
16/17 Contracted orthodontic activity (UOA)	309
Carry forward orthodontic activity (UOA)	0
Baseline contract value	£432,982.12

**ACCESS**

	Contract	England and Wales
24 month ratio of assessments to patient IDs	1.04	1.09

**ACTIVITY**


Month	Adjusted Scheduled Activity (UOA)	
	2016	2017
April	0	0
May	0	105
June	0	171
July	0	173
August	4	304
September	8	305
October	34	306
November	308	329
December	310	329
January	310	329
February	310	329
March	310	329
April	310	
May	310	
June	310	

**QUALITY**

	Contract Quantity	Contract Base Number	Contract *	Region	England
% of all assessments that were assess and fit appliances (rolling 12 month period)	15	29	51.7%	56.0%	56.6%
% of all assessments that were assess and refuse (rolling 12 month period)	5	29	17.2%	12.2%	11.8%
% of all assessments that were assess and review (rolling 12 month period)	9	29	31.0%	31.7%	31.6%
% of terminated courses where treatment was abandoned or discontinued (rolling 12 month period)	0	0	N/A	7.9%	7.7%
% of completed treatments indicating that PAR score was taken (year to date)	0	0	N/A	56.1%	58.4%
Rate of removable appliances per 100 fixed appliances - proposed treatment (rolling 12 month period)	0	0	N/A	5.53	5.64
Rate of removable appliances per 100 fixed appliances - completed treatment (rolling 12 month period)	0	0	N/A	4.24	4.81
% of courses of treatment with removable appliances only - proposed treatment (rolling 12 month period)	0	15	0.0%	1.5%	2.0%
% of courses of treatment with removable appliances only - completed treatment (rolling 12 month period)	0	0	N/A	1.0%	1.5%
% of patients satisfied with the treatment they have received (rolling 12 month period)	3	3	100.0%	96.6%	96.0%

\* Figures in italics indicate that the base number is less than 100.

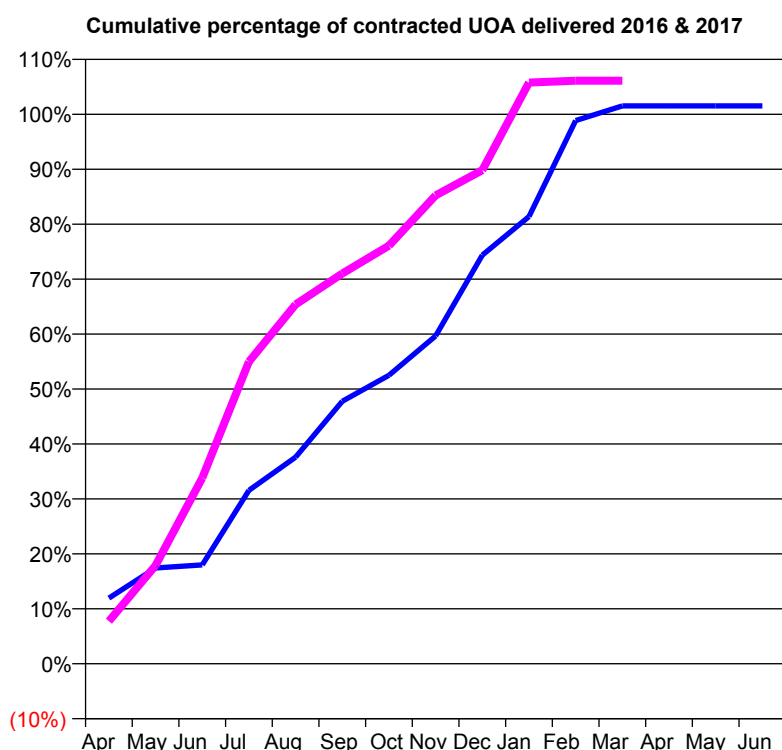
**Q46 - Vital Signs Orthodontic At a Glance Contract Report for 136433/0001 - March 2017**

Name or company name	Links Associates Salford Ltd
Contract type name	PDS Contract
Purpose of contract	Orthodontic
Contract start date	01/07/2014
Contract end date	31/03/2019

16/17 Contracted general activity (UDA)	0
Carry forward general activity (UDA)	0
16/17 Contracted orthodontic activity (UOA)	12,025
Carry forward orthodontic activity (UOA)	-169
Baseline contract value	£725,353.93

**ACCESS**

	Contract	England and Wales
24 month ratio of assessments to patient IDs	1.01	1.09

**ACTIVITY**


Month	Adjusted Scheduled Activity (UOA)	
	2016	2017
April	1,333	933
May	1,944	2,153
June	2,007	4,066
July	3,519	6,611
August	4,191	7,862
September	5,325	8,540
October	5,852	9,149
November	6,650	10,249
December	8,290	10,801
January	9,073	12,718
February	11,021	12,760
March	11,317	12,760
April	11,317	
May	11,317	
June	11,317	

**QUALITY**

	Contract Quantity	Contract Base Number	Contract *	Region	England
% of all assessments that were assess and fit appliances (rolling 12 month period)	603	603	100.0%	56.0%	56.6%
% of all assessments that were assess and refuse (rolling 12 month period)	0	603	0.0%	12.2%	11.8%
% of all assessments that were assess and review (rolling 12 month period)	0	603	0.0%	31.7%	31.6%
% of terminated courses where treatment was abandoned or discontinued (rolling 12 month period)	19	473	4.0%	7.9%	7.7%
% of completed treatments indicating that PAR score was taken (year to date)	375	454	82.6%	56.1%	58.4%
Rate of removable appliances per 100 fixed appliances - proposed treatment (rolling 12 month period)	59	626	9.42	5.53	5.64
Rate of removable appliances per 100 fixed appliances - completed treatment (rolling 12 month period)	0	0	N/A	4.24	4.81
% of courses of treatment with removable appliances only - proposed treatment (rolling 12 month period)	4	603	0.7%	1.5%	2.0%
% of courses of treatment with removable appliances only - completed treatment (rolling 12 month period)	0	454	0.0%	1.0%	1.5%
% of patients satisfied with the treatment they have received (rolling 12 month period)	12	13	92.3%	96.6%	96.0%

\* Figures in italics indicate that the base number is less than 100.



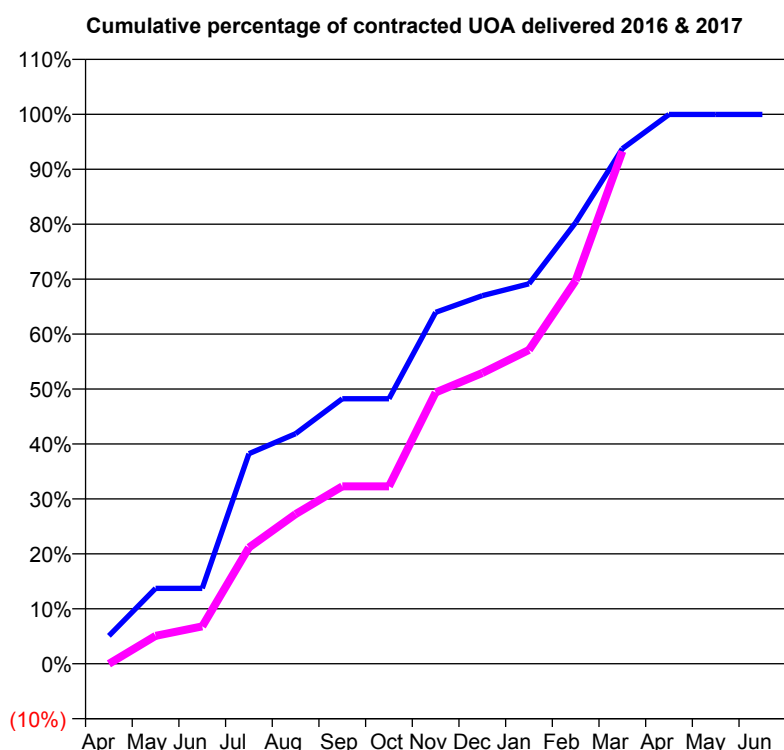
**Q46 - Vital Signs Orthodontic At a Glance Contract Report for 137596/0001 - March 2017**

Name or company name	Lotus Orthodontics
Contract type name	PDS Contract
Purpose of contract	Orthodontic
Contract start date	21/01/2010
Contract end date	31/03/2019

16/17 Contracted general activity (UDA)	0
Carry forward general activity (UDA)	0
16/17 Contracted orthodontic activity (UOA)	2,500
Carry forward orthodontic activity (UOA)	1
Baseline contract value	£144,701.43

**ACCESS**

	Contract	England and Wales
24 month ratio of assessments to patient IDs	1.04	1.09

**ACTIVITY**


Month	Adjusted Scheduled Activity (UOA)	
	2016	2017
April	127	-1
May	343	127
June	343	170
July	956	529
August	1,047	681
September	1,206	807
October	1,206	807
November	1,599	1,234
December	1,675	1,323
January	1,729	1,428
February	2,007	1,743
March	2,343	2,331
April	2,499	
May	2,499	
June	2,499	

**QUALITY**

	Contract Quantity	Contract Base Number	Contract *	Region	England
% of all assessments that were assess and fit appliances (rolling 12 month period)	117	148	79.1%	56.0%	56.6%
% of all assessments that were assess and refuse (rolling 12 month period)	12	148	8.1%	12.2%	11.8%
% of all assessments that were assess and review (rolling 12 month period)	19	148	12.8%	31.7%	31.6%
% of terminated courses where treatment was abandoned or discontinued (rolling 12 month period)	5	105	4.8%	7.9%	7.7%
% of completed treatments indicating that PAR score was taken (year to date)	98	100	98.0%	56.1%	58.4%
Rate of removable appliances per 100 fixed appliances - proposed treatment (rolling 12 month period)	9	234	3.85	5.53	5.64
Rate of removable appliances per 100 fixed appliances - completed treatment (rolling 12 month period)	17	194	8.76	4.24	4.81
% of courses of treatment with removable appliances only - proposed treatment (rolling 12 month period)	0	117	0.0%	1.5%	2.0%
% of courses of treatment with removable appliances only - completed treatment (rolling 12 month period)	1	100	1.0%	1.0%	1.5%
% of patients satisfied with the treatment they have received (rolling 12 month period)	2	2	100.0%	96.6%	96.0%

\* Figures in italics indicate that the base number is less than 100.

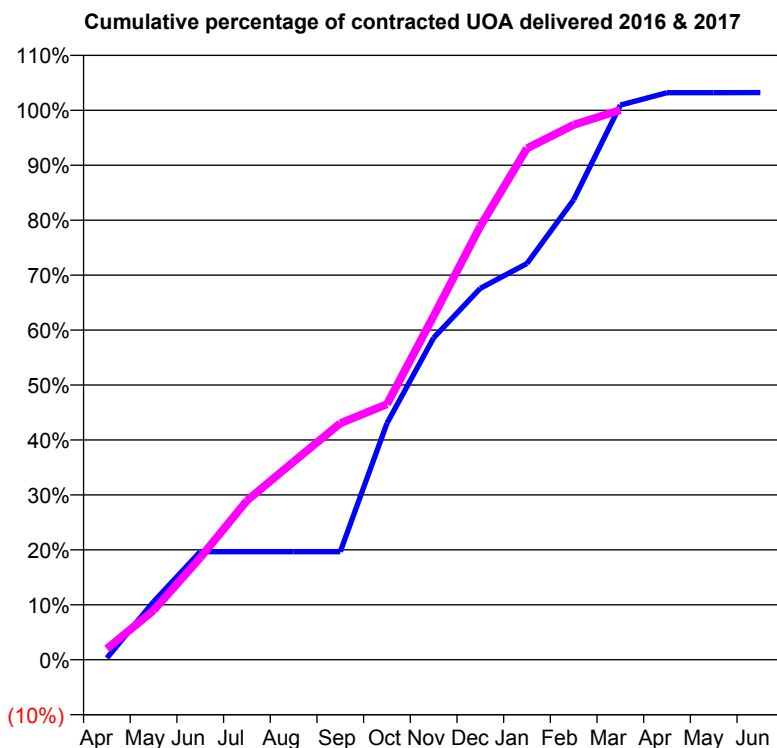
**Q46 - Vital Signs Orthodontic At a Glance Contract Report for 155985/0002 - March 2017**

Name or company name	Northern Orthodontics
Contract type name	PDS Contract
Purpose of contract	Orthodontic
Contract start date	01/04/2012
Contract end date	31/03/2019

16/17 Contracted general activity (UDA)	0
Carry forward general activity (UDA)	0
16/17 Contracted orthodontic activity (UOA)	5,596
Carry forward orthodontic activity (UOA)	-112
Baseline contract value	£323,899.68

**ACCESS**

	Contract	England and Wales
24 month ratio of assessments to patient IDs	1.02	1.09

**ACTIVITY**


Month	Adjusted Scheduled Activity (UOA)	
	2016	2017
April	19	112
May	592	503
June	1,101	1,039
July	1,101	1,621
August	1,101	2,017
September	1,101	2,409
October	2,408	2,602
November	3,279	3,500
December	3,782	4,416
January	4,035	5,209
February	4,685	5,447
March	5,649	5,598
April	5,775	
May	5,775	
June	5,776	

**QUALITY**

	Contract Quantity	Contract Base Number	Contract *	Region	England
% of all assessments that were assess and fit appliances (rolling 12 month period)	260	399	65.2%	56.0%	56.6%
% of all assessments that were assess and refuse (rolling 12 month period)	0	399	0.0%	12.2%	11.8%
% of all assessments that were assess and review (rolling 12 month period)	139	399	34.8%	31.7%	31.6%
% of terminated courses where treatment was abandoned or discontinued (rolling 12 month period)	34	286	11.9%	7.9%	7.7%
% of completed treatments indicating that PAR score was taken (year to date)	252	252	100.0%	56.1%	58.4%
Rate of removable appliances per 100 fixed appliances - proposed treatment (rolling 12 month period)	11	520	2.12	5.53	5.64
Rate of removable appliances per 100 fixed appliances - completed treatment (rolling 12 month period)	0	0	N/A	4.24	4.81
% of courses of treatment with removable appliances only - proposed treatment (rolling 12 month period)	0	260	0.0%	1.5%	2.0%
% of courses of treatment with removable appliances only - completed treatment (rolling 12 month period)	0	252	0.0%	1.0%	1.5%
% of patients satisfied with the treatment they have received (rolling 12 month period)	13	14	92.9%	96.6%	96.0%

\* Figures in italics indicate that the base number is less than 100.

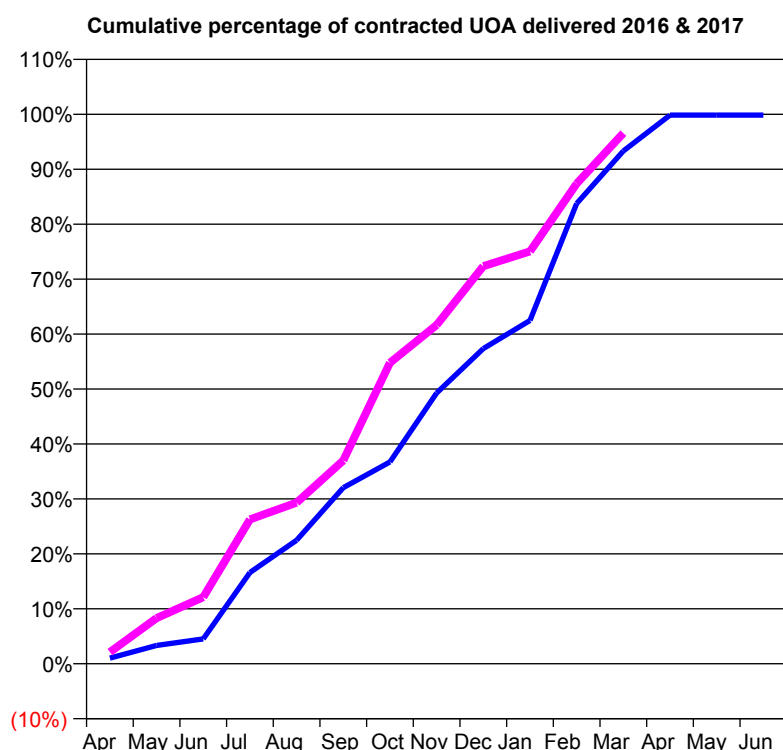
**Q46 - Vital Signs Orthodontic At a Glance Contract Report for 159336/0001 - March 2017**

Name or company name	Manchester Orthodontic Centre
Contract type name	PDS Contract
Purpose of contract	Orthodontic
Contract start date	01/04/2014
Contract end date	31/03/2019

16/17 Contracted general activity (UDA)	0
Carry forward general activity (UDA)	0
16/17 Contracted orthodontic activity (UOA)	5,500
Carry forward orthodontic activity (UOA)	9
Baseline contract value	£319,934.86

**ACCESS**

	Contract	England and Wales
24 month ratio of assessments to patient IDs	1.02	1.09

**ACTIVITY**


Month	Adjusted Scheduled Activity (UOA)	
	2016	2017
April	57	117
May	184	457
June	249	667
July	914	1,445
August	1,236	1,613
September	1,763	2,035
October	2,020	3,013
November	2,710	3,391
December	3,155	3,980
January	3,436	4,128
February	4,606	4,805
March	5,133	5,311
April	5,491	
May	5,491	
June	5,491	

**QUALITY**

	Contract Quantity	Contract Base Number	Contract *	Region	England
% of all assessments that were assess and fit appliances (rolling 12 month period)	274	283	96.8%	56.0%	56.6%
% of all assessments that were assess and refuse (rolling 12 month period)	3	283	1.1%	12.2%	11.8%
% of all assessments that were assess and review (rolling 12 month period)	6	283	2.1%	31.7%	31.6%
% of terminated courses where treatment was abandoned or discontinued (rolling 12 month period)	11	201	5.5%	7.9%	7.7%
% of completed treatments indicating that PAR score was taken (year to date)	165	190	86.8%	56.1%	58.4%
Rate of removable appliances per 100 fixed appliances - proposed treatment (rolling 12 month period)	17	536	3.17	5.53	5.64
Rate of removable appliances per 100 fixed appliances - completed treatment (rolling 12 month period)	17	373	4.56	4.24	4.81
% of courses of treatment with removable appliances only - proposed treatment (rolling 12 month period)	0	274	0.0%	1.5%	2.0%
% of courses of treatment with removable appliances only - completed treatment (rolling 12 month period)	0	190	0.0%	1.0%	1.5%
% of patients satisfied with the treatment they have received (rolling 12 month period)	10	10	100.0%	96.6%	96.0%

\* Figures in italics indicate that the base number is less than 100.

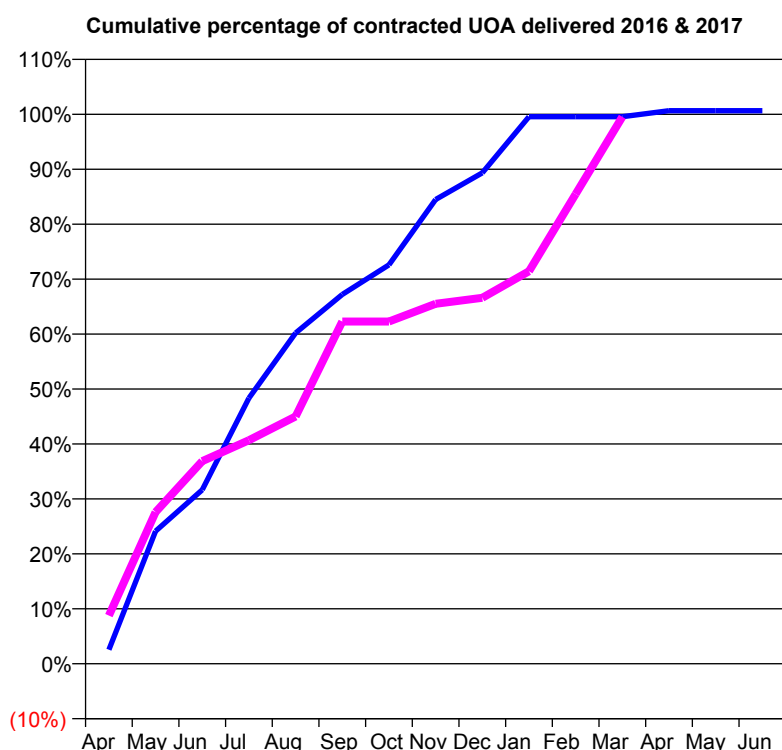
**Q46 - Vital Signs Orthodontic At a Glance Contract Report for 175366/0001 - March 2017**

Name or company name	Links Associates Ashton Ltd
Contract type name	PDS Contract
Purpose of contract	Orthodontic
Contract start date	01/07/2014
Contract end date	31/03/2019

16/17 Contracted general activity (UDA)	0
Carry forward general activity (UDA)	0
16/17 Contracted orthodontic activity (UOA)	3,900
Carry forward orthodontic activity (UOA)	-25
Baseline contract value	£225,734.23

**ACCESS**

	Contract	England and Wales
24 month ratio of assessments to patient IDs	1.01	1.09

**ACTIVITY**


Month	Adjusted Scheduled Activity (UOA)	
	2016	2017
April	100	342
May	941	1,077
June	1,235	1,438
July	1,886	1,587
August	2,348	1,755
September	2,621	2,429
October	2,831	2,429
November	3,295	2,555
December	3,484	2,597
January	3,883	2,786
February	3,883	3,334
March	3,883	3,882
April	3,925	
May	3,925	
June	3,925	

**QUALITY**

	Contract Quantity	Contract Base Number	Contract *	Region	England
% of all assessments that were assess and fit appliances (rolling 12 month period)	185	185	100.0%	56.0%	56.6%
% of all assessments that were assess and refuse (rolling 12 month period)	0	185	0.0%	12.2%	11.8%
% of all assessments that were assess and review (rolling 12 month period)	0	185	0.0%	31.7%	31.6%
% of terminated courses where treatment was abandoned or discontinued (rolling 12 month period)	6	108	5.6%	7.9%	7.7%
% of completed treatments indicating that PAR score was taken (year to date)	60	102	58.8%	56.1%	58.4%
Rate of removable appliances per 100 fixed appliances - proposed treatment (rolling 12 month period)	13	185	7.03	5.53	5.64
Rate of removable appliances per 100 fixed appliances - completed treatment (rolling 12 month period)	0	0	N/A	4.24	4.81
% of courses of treatment with removable appliances only - proposed treatment (rolling 12 month period)	0	185	0.0%	1.5%	2.0%
% of courses of treatment with removable appliances only - completed treatment (rolling 12 month period)	0	102	0.0%	1.0%	1.5%
% of patients satisfied with the treatment they have received (rolling 12 month period)	4	4	100.0%	96.6%	96.0%

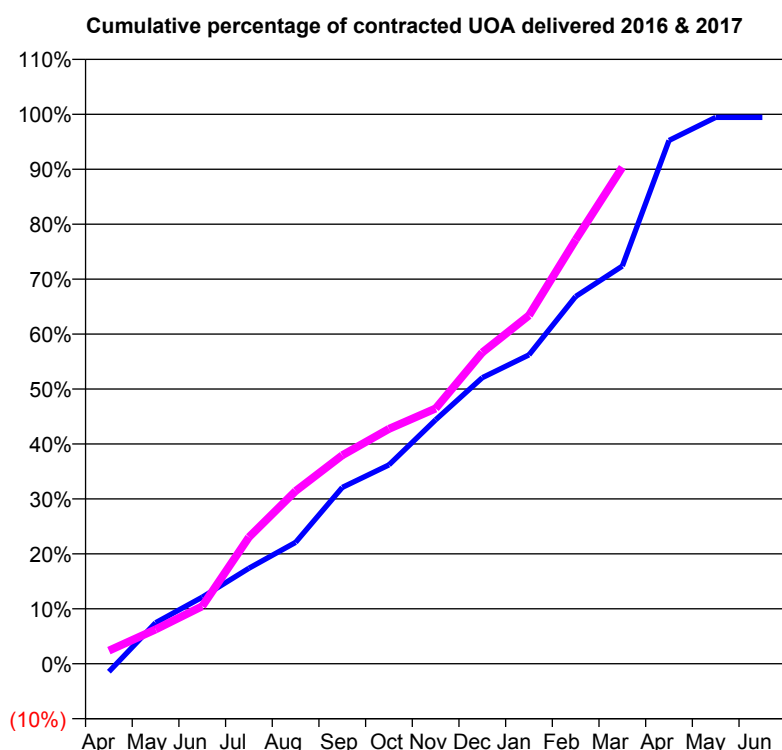
\* Figures in italics indicate that the base number is less than 100.

**Q46 - Vital Signs Orthodontic At a Glance Contract Report for 184551/0001 - March 2017**

Name or company name	Bamford Dental Practice
Contract type name	GDS Contract
Purpose of contract	General and Orthodontic
Contract start date	01/04/2006
Contract end date	

16/17 Contracted general activity (UDA)	9,554
Carry forward general activity (UDA)	-51
16/17 Contracted orthodontic activity (UOA)	3,597
Carry forward orthodontic activity (UOA)	20
Baseline contract value	£496,949.54

ACCESS	Contract	England and Wales
24 month ratio of assessments to patient IDs	1.03	1.09

**ACTIVITY**


Month	Adjusted Scheduled Activity (UOA)	
	2016	2017
April	-53	86
May	268	225
June	436	377
July	625	829
August	795	1,131
September	1,154	1,365
October	1,302	1,538
November	1,597	1,671
December	1,873	2,038
January	2,022	2,280
February	2,404	2,775
March	2,603	3,250
April	3,426	
May	3,577	
June	3,577	

QUALITY	Contract Quantity	Contract Base Number	Contract *	Region	England
% of all assessments that were assess and fit appliances (rolling 12 month period)	198	295	67.1%	56.0%	56.6%
% of all assessments that were assess and refuse (rolling 12 month period)	32	295	10.8%	12.2%	11.8%
% of all assessments that were assess and review (rolling 12 month period)	65	295	22.0%	31.7%	31.6%
% of terminated courses where treatment was abandoned or discontinued (rolling 12 month period)	12	132	9.1%	7.9%	7.7%
% of completed treatments indicating that PAR score was taken (year to date)	75	120	62.5%	56.1%	58.4%
Rate of removable appliances per 100 fixed appliances - proposed treatment (rolling 12 month period)	13	389	3.34	5.53	5.64
Rate of removable appliances per 100 fixed appliances - completed treatment (rolling 12 month period)	10	235	4.26	4.24	4.81
% of courses of treatment with removable appliances only - proposed treatment (rolling 12 month period)	2	198	1.0%	1.5%	2.0%
% of courses of treatment with removable appliances only - completed treatment (rolling 12 month period)	0	120	0.0%	1.0%	1.5%
% of patients satisfied with the treatment they have received (rolling 12 month period)	5	6	83.3%	96.6%	96.0%

\* Figures in italics indicate that the base number is less than 100.

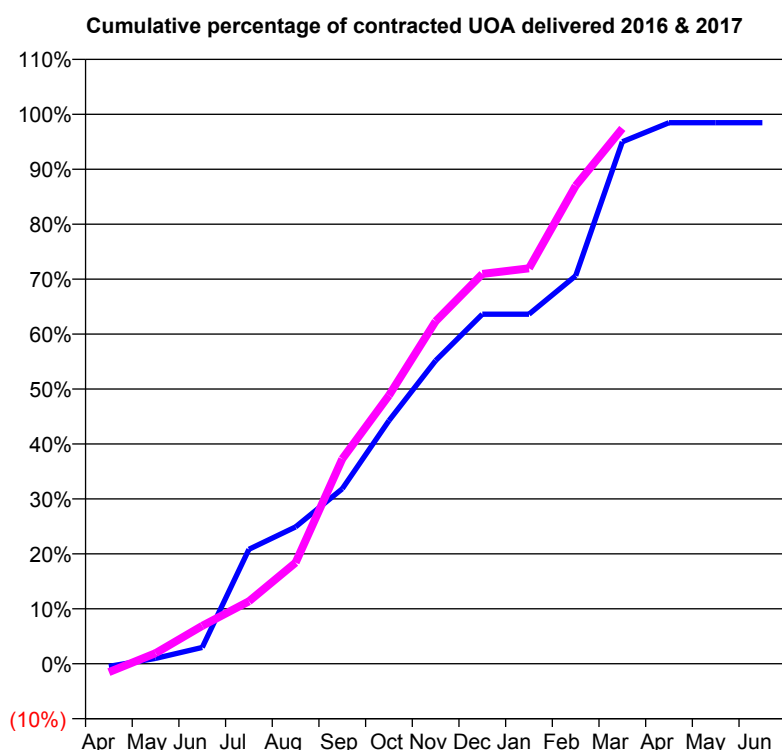
**Q46 - Vital Signs Orthodontic At a Glance Contract Report for 190063/0004 - March 2017**

Name or company name	Denton Orthodontic Centre Ltd
Contract type name	PDS Contract
Purpose of contract	Orthodontic
Contract start date	01/04/2012
Contract end date	31/03/2019

16/17 Contracted general activity (UDA)	0
Carry forward general activity (UDA)	0
16/17 Contracted orthodontic activity (UOA)	4,232
Carry forward orthodontic activity (UOA)	65
Baseline contract value	£244,950.57

**ACCESS**

	Contract	England and Wales
24 month ratio of assessments to patient IDs	1.00	1.09

**ACTIVITY**


Month	Adjusted Scheduled Activity (UOA)	
	2016	2017
April	-21	-65
May	42	82
June	126	292
July	882	481
August	1,054	779
September	1,348	1,578
October	1,873	2,067
November	2,335	2,638
December	2,692	3,002
January	2,692	3,046
February	2,988	3,681
March	4,020	4,123
April	4,167	
May	4,167	
June	4,167	

**QUALITY**

	Contract Quantity	Contract Base Number	Contract *	Region	England
% of all assessments that were assess and fit appliances (rolling 12 month period)	207	246	84.1%	56.0%	56.6%
% of all assessments that were assess and refuse (rolling 12 month period)	36	246	14.6%	12.2%	11.8%
% of all assessments that were assess and review (rolling 12 month period)	3	246	1.2%	31.7%	31.6%
% of terminated courses where treatment was abandoned or discontinued (rolling 12 month period)	37	255	14.5%	7.9%	7.7%
% of completed treatments indicating that PAR score was taken (year to date)	193	218	88.5%	56.1%	58.4%
Rate of removable appliances per 100 fixed appliances - proposed treatment (rolling 12 month period)	27	394	6.85	5.53	5.64
Rate of removable appliances per 100 fixed appliances - completed treatment (rolling 12 month period)	43	420	10.24	4.24	4.81
% of courses of treatment with removable appliances only - proposed treatment (rolling 12 month period)	3	207	1.4%	1.5%	2.0%
% of courses of treatment with removable appliances only - completed treatment (rolling 12 month period)	2	218	0.9%	1.0%	1.5%
% of patients satisfied with the treatment they have received (rolling 12 month period)	10	10	100.0%	96.6%	96.0%

\* Figures in italics indicate that the base number is less than 100.

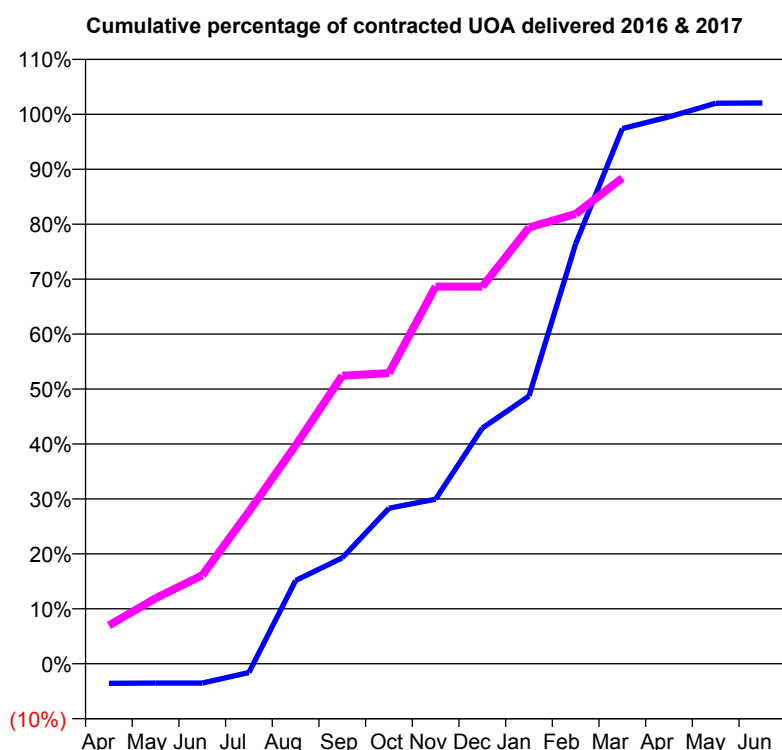
**Q46 - Vital Signs Orthodontic At a Glance Contract Report for 190470/0007 - March 2017**

Name or company name	G.k.A (1996) Ltd
Contract type name	GDS Contract
Purpose of contract	General and Orthodontic
Contract start date	01/05/2009
Contract end date	

16/17 Contracted general activity (UDA)	40,268
Carry forward general activity (UDA)	1,667
16/17 Contracted orthodontic activity (UOA)	2,541
Carry forward orthodontic activity (UOA)	-51
Baseline contract value	£1,278,194.43

**ACCESS**

	Contract	England and Wales
24 month ratio of assessments to patient IDs	1.23	1.09

**ACTIVITY**


Month	Adjusted Scheduled Activity (UOA)	
	2016	2017
April	-91	177
May	-90	303
June	-90	409
July	-41	704
August	385	1,010
September	490	1,332
October	719	1,344
November	761	1,744
December	1,090	1,744
January	1,238	2,017
February	1,942	2,080
March	2,475	2,246
April	2,529	
May	2,592	
June	2,593	

**QUALITY**

	Contract Quantity	Contract Base Number	Contract *	Region	England
% of all assessments that were assess and fit appliances (rolling 12 month period)	112	172	65.1%	56.0%	56.6%
% of all assessments that were assess and refuse (rolling 12 month period)	20	172	11.6%	12.2%	11.8%
% of all assessments that were assess and review (rolling 12 month period)	40	172	23.3%	31.7%	31.6%
% of terminated courses where treatment was abandoned or discontinued (rolling 12 month period)	42	149	28.2%	7.9%	7.7%
% of completed treatments indicating that PAR score was taken (year to date)	59	107	55.1%	56.1%	58.4%
Rate of removable appliances per 100 fixed appliances - proposed treatment (rolling 12 month period)	0	0	N/A	5.53	5.64
Rate of removable appliances per 100 fixed appliances - completed treatment (rolling 12 month period)	44	172	25.58	4.24	4.81
% of courses of treatment with removable appliances only - proposed treatment (rolling 12 month period)	0	112	0.0%	1.5%	2.0%
% of courses of treatment with removable appliances only - completed treatment (rolling 12 month period)	3	107	2.8%	1.0%	1.5%
% of patients satisfied with the treatment they have received (rolling 12 month period)	2	2	100.0%	96.6%	96.0%

\* Figures in italics indicate that the base number is less than 100.

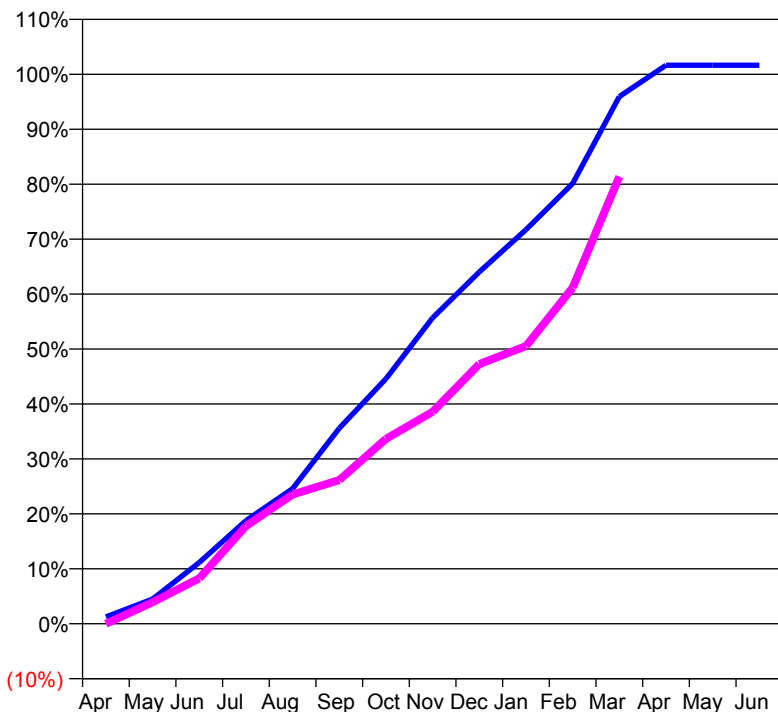
**Q46 - Vital Signs Orthodontic At a Glance Contract Report for 193496/0002 - March 2017**

Name or company name	Dentalign ĩ Ormskirk
Contract type name	PDS Contract
Purpose of contract	Orthodontic
Contract start date	01/04/2008
Contract end date	31/03/2018

16/17 Contracted general activity (UDA)	0
Carry forward general activity (UDA)	0
16/17 Contracted orthodontic activity (UOA)	16,075
Carry forward orthodontic activity (UOA)	0
Baseline contract value	£968,075.29

**ACCESS**

	Contract	England and Wales
24 month ratio of assessments to patient IDs	1.02	1.09

**ACTIVITY**
**Cumulative percentage of contracted UOA delivered 2016 & 2017**

**Adjusted Scheduled Activity (UOA)**

Month	2016	2017
April	206	0
May	735	630
June	1,824	1,327
July	3,069	2,856
August	4,020	3,782
September	5,816	4,202
October	7,290	5,409
November	9,099	6,199
December	10,464	7,598
January	11,724	8,123
February	13,094	9,831
March	15,683	13,081
April	16,615	-
May	16,615	-
June	16,615	-

**QUALITY**

	Contract Quantity	Contract Base Number	Contract *	Region	England
% of all assessments that were assess and fit appliances (rolling 12 month period)	679	703	96.6%	56.0%	56.6%
% of all assessments that were assess and refuse (rolling 12 month period)	15	703	2.1%	12.2%	11.8%
% of all assessments that were assess and review (rolling 12 month period)	9	703	1.3%	31.7%	31.6%
% of terminated courses where treatment was abandoned or discontinued (rolling 12 month period)	31	677	4.6%	7.9%	7.7%
% of completed treatments indicating that PAR score was taken (year to date)	388	646	60.1%	56.1%	58.4%
Rate of removable appliances per 100 fixed appliances - proposed treatment (rolling 12 month period)	205	1,275	16.08	5.53	5.64
Rate of removable appliances per 100 fixed appliances - completed treatment (rolling 12 month period)	109	1,254	8.69	4.24	4.81
% of courses of treatment with removable appliances only - proposed treatment (rolling 12 month period)	18	679	2.7%	1.5%	2.0%
% of courses of treatment with removable appliances only - completed treatment (rolling 12 month period)	3	646	0.5%	1.0%	1.5%
% of patients satisfied with the treatment they have received (rolling 12 month period)	15	15	100.0%	96.6%	96.0%

\* Figures in italics indicate that the base number is less than 100.



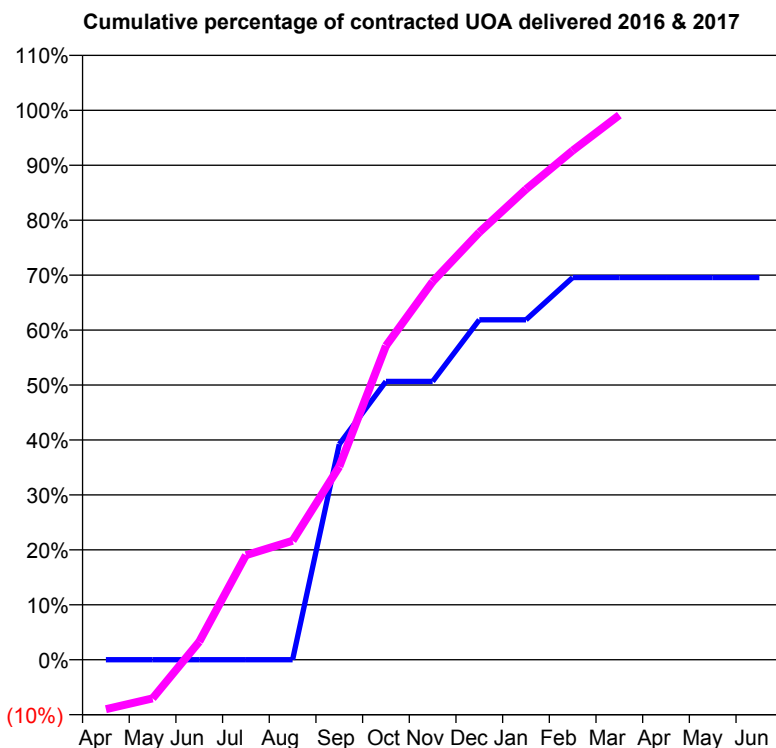
**Q46 - Vital Signs Orthodontic At a Glance Contract Report for 198889/0002 - March 2017**

Name or company name	Kings Dental Centre
Contract type name	PDS Contract
Purpose of contract	Orthodontic
Contract start date	01/05/2015
Contract end date	31/03/2019

16/17 Contracted general activity (UDA)	0
Carry forward general activity (UDA)	0
16/17 Contracted orthodontic activity (UOA)	3,274
Carry forward orthodontic activity (UOA)	295
Baseline contract value	£190,506.67

**ACCESS**

	Contract	England and Wales
24 month ratio of assessments to patient IDs	1.04	1.09

**ACTIVITY**


Month	Adjusted Scheduled Activity (UOA)	
	2016	2017
April	0	-295
May	0	-231
June	0	108
July	0	623
August	0	709
September	1,179	1,151
October	1,522	1,871
November	1,522	2,253
December	1,859	2,547
January	1,859	2,803
February	2,090	3,034
March	2,090	3,245
April	2,090	
May	2,090	
June	2,090	

**QUALITY**

	Contract Quantity	Contract Base Number	Contract *	Region	England
% of all assessments that were assess and fit appliances (rolling 12 month period)	167	188	88.8%	56.0%	56.6%
% of all assessments that were assess and refuse (rolling 12 month period)	15	188	8.0%	12.2%	11.8%
% of all assessments that were assess and review (rolling 12 month period)	6	188	3.2%	31.7%	31.6%
% of terminated courses where treatment was abandoned or discontinued (rolling 12 month period)	19	185	10.3%	7.9%	7.7%
% of completed treatments indicating that PAR score was taken (year to date)	162	166	97.6%	56.1%	58.4%
Rate of removable appliances per 100 fixed appliances - proposed treatment (rolling 12 month period)	13	333	3.90	5.53	5.64
Rate of removable appliances per 100 fixed appliances - completed treatment (rolling 12 month period)	11	326	3.37	4.24	4.81
% of courses of treatment with removable appliances only - proposed treatment (rolling 12 month period)	0	167	0.0%	1.5%	2.0%
% of courses of treatment with removable appliances only - completed treatment (rolling 12 month period)	1	166	0.6%	1.0%	1.5%
% of patients satisfied with the treatment they have received (rolling 12 month period)	3	3	100.0%	96.6%	96.0%

\* Figures in italics indicate that the base number is less than 100.

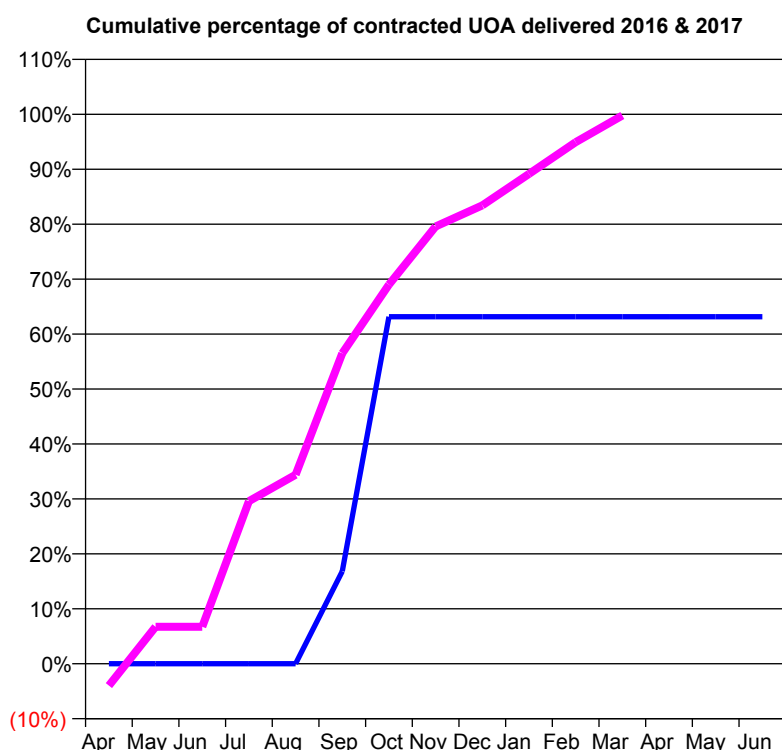
**Q46 - Vital Signs Orthodontic At a Glance Contract Report for 198889/0003 - March 2017**

Name or company name	Kings Dental Centre
Contract type name	PDS Contract
Purpose of contract	Orthodontic
Contract start date	01/05/2015
Contract end date	31/03/2019

16/17 Contracted general activity (UDA)	0
Carry forward general activity (UDA)	0
16/17 Contracted orthodontic activity (UOA)	2,200
Carry forward orthodontic activity (UOA)	88
Baseline contract value	£127,337.25

**ACCESS**

	Contract	England and Wales
24 month ratio of assessments to patient IDs	1.03	1.09

**ACTIVITY**


Month	Adjusted Scheduled Activity (UOA)	
	2016	2017
April	0	-88
May	0	148
June	0	148
July	0	651
August	0	757
September	340	1,243
October	1,275	1,518
November	1,275	1,751
December	1,275	1,835
January	1,275	1,961
February	1,275	2,088
March	1,275	2,195
April	1,275	
May	1,275	
June	1,275	

**QUALITY**

	Contract Quantity	Contract Base Number	Contract *	Region	England
% of all assessments that were assess and fit appliances (rolling 12 month period)	107	137	78.1%	56.0%	56.6%
% of all assessments that were assess and refuse (rolling 12 month period)	23	137	16.8%	12.2%	11.8%
% of all assessments that were assess and review (rolling 12 month period)	7	137	5.1%	31.7%	31.6%
% of terminated courses where treatment was abandoned or discontinued (rolling 12 month period)	15	205	7.3%	7.9%	7.7%
% of completed treatments indicating that PAR score was taken (year to date)	184	190	96.8%	56.1%	58.4%
Rate of removable appliances per 100 fixed appliances - proposed treatment (rolling 12 month period)	6	212	2.83	5.53	5.64
Rate of removable appliances per 100 fixed appliances - completed treatment (rolling 12 month period)	5	368	1.36	4.24	4.81
% of courses of treatment with removable appliances only - proposed treatment (rolling 12 month period)	0	107	0.0%	1.5%	2.0%
% of courses of treatment with removable appliances only - completed treatment (rolling 12 month period)	0	190	0.0%	1.0%	1.5%
% of patients satisfied with the treatment they have received (rolling 12 month period)	3	3	100.0%	96.6%	96.0%

\* Figures in italics indicate that the base number is less than 100.

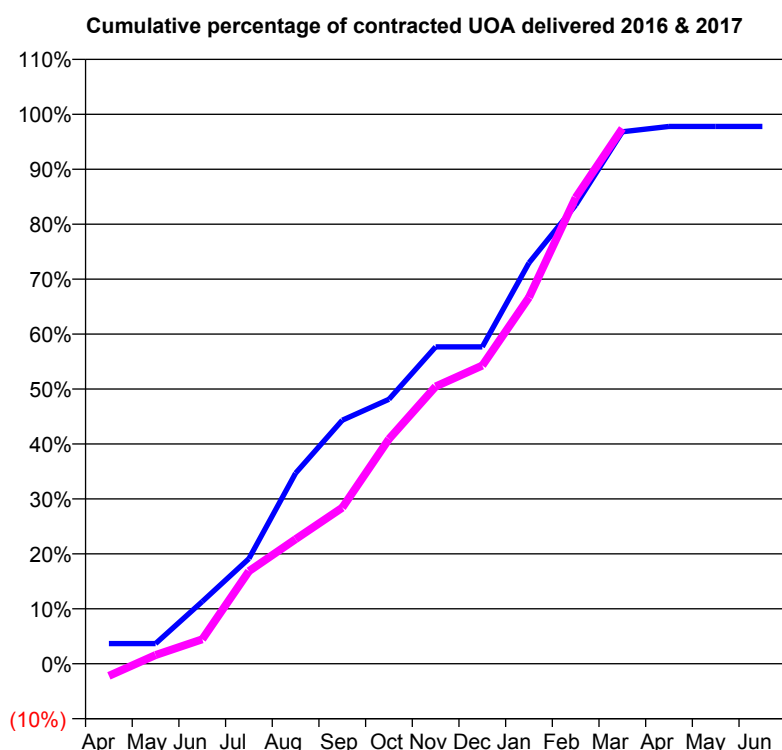
**Q46 - Vital Signs Orthodontic At a Glance Contract Report for 199346/0001 - March 2017**

Name or company name	Northenden House Orthodontics
Contract type name	PDS Contract
Purpose of contract	Orthodontic
Contract start date	01/04/2012
Contract end date	31/03/2019

16/17 Contracted general activity (UDA)	0
Carry forward general activity (UDA)	0
16/17 Contracted orthodontic activity (UOA)	2,200
Carry forward orthodontic activity (UOA)	49
Baseline contract value	£127,337.25

**ACCESS**

	Contract	England and Wales
24 month ratio of assessments to patient IDs	1.00	1.09

**ACTIVITY**


Month	Adjusted Scheduled Activity (UOA)	
	2016	2017
April	81	-49
May	81	35
June	249	98
July	421	371
August	763	499
September	975	625
October	1,059	900
November	1,269	1,110
December	1,269	1,194
January	1,605	1,467
February	1,836	1,866
March	2,130	2,143
April	2,151	
May	2,151	
June	2,151	

**QUALITY**

	Contract Quantity	Contract Base Number	Contract *	Region	England
% of all assessments that were assess and fit appliances (rolling 12 month period)	106	106	100.0%	56.0%	56.6%
% of all assessments that were assess and refuse (rolling 12 month period)	0	106	0.0%	12.2%	11.8%
% of all assessments that were assess and review (rolling 12 month period)	0	106	0.0%	31.7%	31.6%
% of terminated courses where treatment was abandoned or discontinued (rolling 12 month period)	0	91	0.0%	7.9%	7.7%
% of completed treatments indicating that PAR score was taken (year to date)	86	91	94.5%	56.1%	58.4%
Rate of removable appliances per 100 fixed appliances - proposed treatment (rolling 12 month period)	6	208	2.88	5.53	5.64
Rate of removable appliances per 100 fixed appliances - completed treatment (rolling 12 month period)	0	0	N/A	4.24	4.81
% of courses of treatment with removable appliances only - proposed treatment (rolling 12 month period)	1	106	0.9%	1.5%	2.0%
% of courses of treatment with removable appliances only - completed treatment (rolling 12 month period)	0	91	0.0%	1.0%	1.5%
% of patients satisfied with the treatment they have received (rolling 12 month period)	6	6	100.0%	96.6%	96.0%

\* Figures in italics indicate that the base number is less than 100.

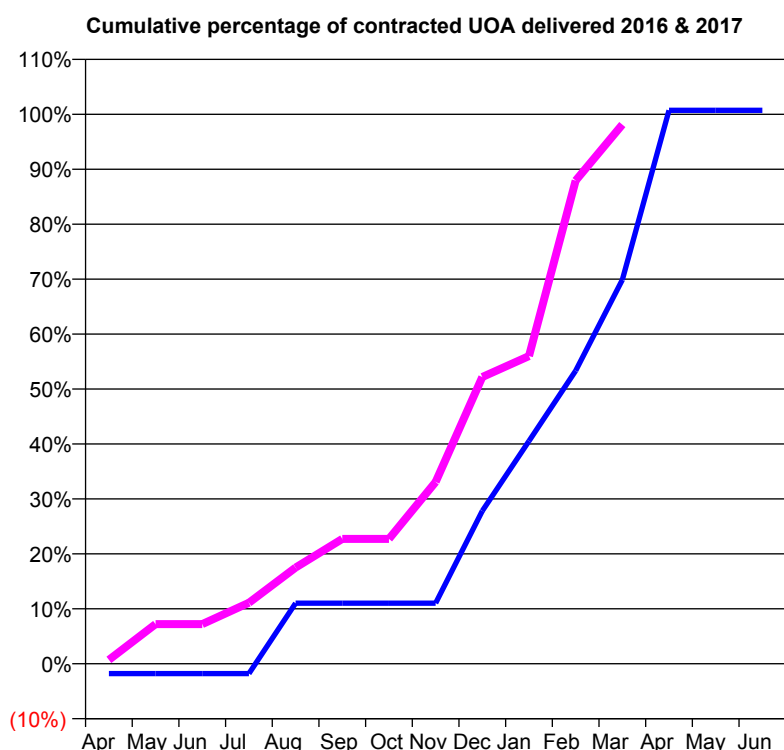
**Q46 - Vital Signs Orthodontic At a Glance Contract Report for 219762/0001 - March 2017**

Name or company name	MR SG SPENCER
Contract type name	PDS Contract
Purpose of contract	Orthodontic
Contract start date	01/04/2006
Contract end date	31/03/2019

16/17 Contracted general activity (UDA)	0
Carry forward general activity (UDA)	0
16/17 Contracted orthodontic activity (UOA)	1,650
Carry forward orthodontic activity (UOA)	-12
Baseline contract value	£95,980.46

**ACCESS**

	Contract	England and Wales
24 month ratio of assessments to patient IDs	1.01	1.09

**ACTIVITY**


Month	Adjusted Scheduled Activity (UOA)	
	2016	2017
April	-30	12
May	-30	119
June	-30	119
July	-30	183
August	182	289
September	182	375
October	182	375
November	182	546
December	459	861
January	669	924
February	880	1,451
March	1,153	1,619
April	1,662	
May	1,662	
June	1,662	

**QUALITY**

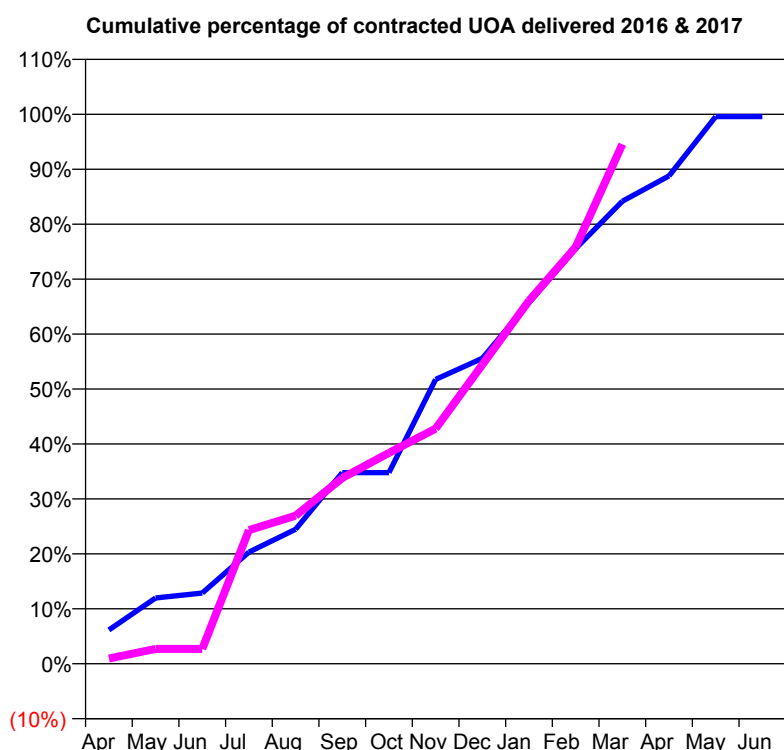
	Contract Quantity	Contract Base Number	Contract *	Region	England
% of all assessments that were assess and fit appliances (rolling 12 month period)	101	111	91.0%	56.0%	56.6%
% of all assessments that were assess and refuse (rolling 12 month period)	5	111	4.5%	12.2%	11.8%
% of all assessments that were assess and review (rolling 12 month period)	5	111	4.5%	31.7%	31.6%
% of terminated courses where treatment was abandoned or discontinued (rolling 12 month period)	1	64	1.6%	7.9%	7.7%
% of completed treatments indicating that PAR score was taken (year to date)	39	32	121.9%	56.1%	58.4%
Rate of removable appliances per 100 fixed appliances - proposed treatment (rolling 12 month period)	8	145	5.52	5.53	5.64
Rate of removable appliances per 100 fixed appliances - completed treatment (rolling 12 month period)	8	92	8.70	4.24	4.81
% of courses of treatment with removable appliances only - proposed treatment (rolling 12 month period)	1	101	1.0%	1.5%	2.0%
% of courses of treatment with removable appliances only - completed treatment (rolling 12 month period)	3	63	4.8%	1.0%	1.5%
% of patients satisfied with the treatment they have received (rolling 12 month period)	4	4	100.0%	96.6%	96.0%

\* Figures in italics indicate that the base number is less than 100.

**Q46 - Vital Signs Orthodontic At a Glance Contract Report for 238279/0001 - March 2017**

Name or company name	MR HP PATEL	16/17 Contracted general activity (UDA)	0
Contract type name	PDS Contract	Carry forward general activity (UDA)	0
Purpose of contract	Orthodontic	16/17 Contracted orthodontic activity (UOA)	15,602
Contract start date	01/04/2006	Carry forward orthodontic activity (UOA)	0
Contract end date	31/03/2019	Baseline contract value	£937,482.07

ACCESS	Contract	England and Wales
24 month ratio of assessments to patient IDs	1.02	1.09

**ACTIVITY**


Month	Adjusted Scheduled Activity (UOA)	
	2016	2017
April	891	148
May	1,731	422
June	1,863	422
July	2,940	3,797
August	3,541	4,203
September	5,031	5,276
October	5,031	5,989
November	7,485	6,676
December	8,038	8,490
January	9,503	10,309
February	10,926	11,830
March	12,173	14,750
April	12,838	-
May	14,401	-
June	14,401	-

**QUALITY**

	Contract Quantity	Contract Base Number	Contract *	Region	England
% of all assessments that were assess and fit appliances (rolling 12 month period)	804	1,226	65.6%	56.0%	56.6%
% of all assessments that were assess and refuse (rolling 12 month period)	91	1,226	7.4%	12.2%	11.8%
% of all assessments that were assess and review (rolling 12 month period)	331	1,226	27.0%	31.7%	31.6%
% of terminated courses where treatment was abandoned or discontinued (rolling 12 month period)	46	731	6.3%	7.9%	7.7%
% of completed treatments indicating that PAR score was taken (year to date)	680	685	99.3%	56.1%	58.4%
Rate of removable appliances per 100 fixed appliances - proposed treatment (rolling 12 month period)	10	1,570	0.64	5.53	5.64
Rate of removable appliances per 100 fixed appliances - completed treatment (rolling 12 month period)	9	1,348	0.67	4.24	4.81
% of courses of treatment with removable appliances only - proposed treatment (rolling 12 month period)	8	804	1.0%	1.5%	2.0%
% of courses of treatment with removable appliances only - completed treatment (rolling 12 month period)	2	685	0.3%	1.0%	1.5%
% of patients satisfied with the treatment they have received (rolling 12 month period)	20	20	100.0%	96.6%	96.0%

\* Figures in italics indicate that the base number is less than 100.

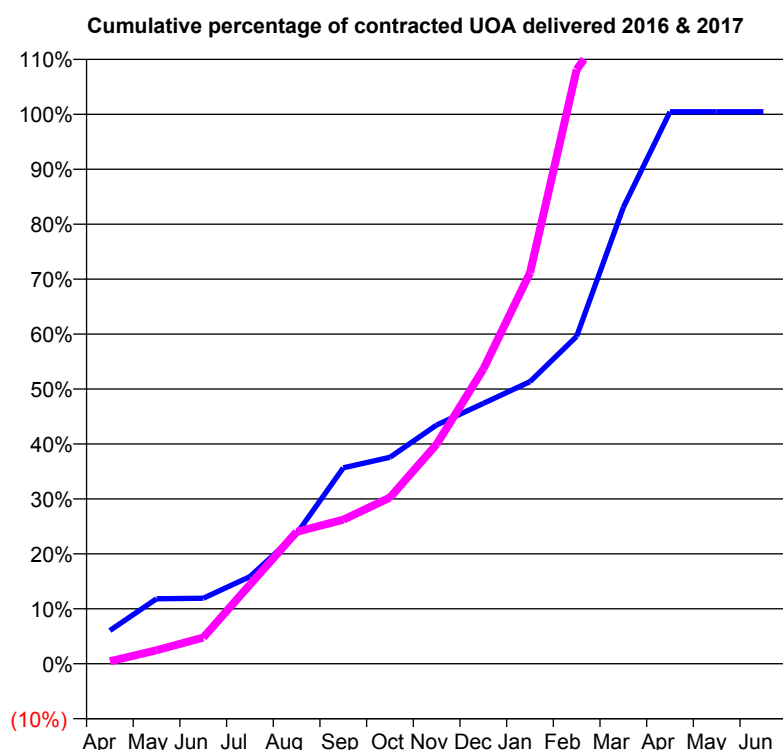
**Q46 - Vital Signs Orthodontic At a Glance Contract Report for 239615/0001 - March 2017**

Name or company name	MR RS SINGH
Contract type name	GDS Contract
Purpose of contract	General and Orthodontic
Contract start date	01/04/2006
Contract end date	

16/17 Contracted general activity (UDA)	39,521
Carry forward general activity (UDA)	454
16/17 Contracted orthodontic activity (UOA)	1,091
Carry forward orthodontic activity (UOA)	-5
Baseline contract value	£1,371,951.41

**ACCESS**

	Contract	England and Wales
24 month ratio of assessments to patient IDs	1.01	1.09

**ACTIVITY**


Month	Adjusted Scheduled Activity (UOA)	
	2016	2017
April	66	5
May	129	27
June	130	52
July	173	157
August	258	262
September	389	286
October	410	330
November	474	436
December	517	585
January	560	776
February	650	1,180
March	906	1,306
April	1,096	
May	1,096	
June	1,096	

**QUALITY**

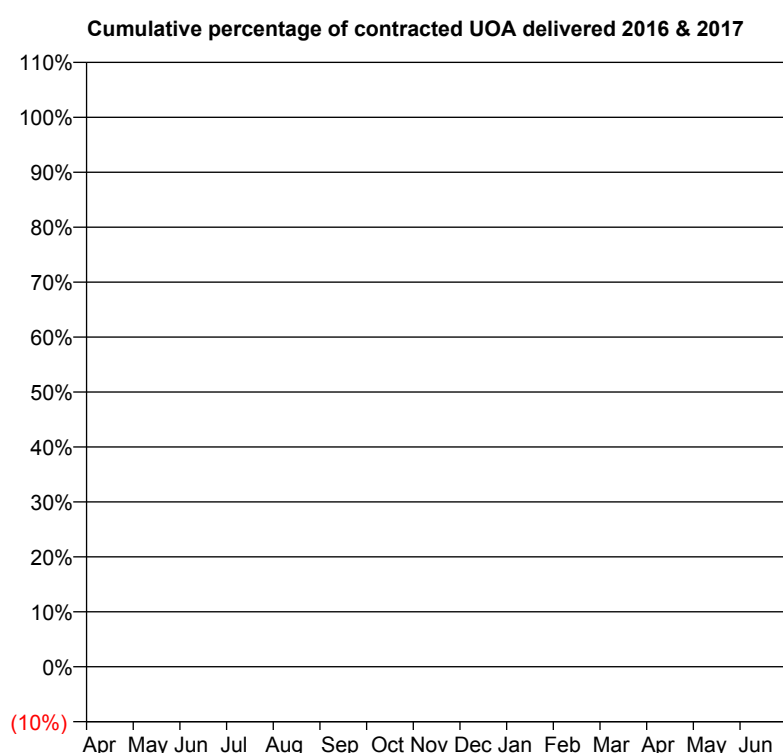
	Contract Quantity	Contract Base Number	Contract *	Region	England
% of all assessments that were assess and fit appliances (rolling 12 month period)	76	96	79.2%	56.0%	56.6%
% of all assessments that were assess and refuse (rolling 12 month period)	9	96	9.4%	12.2%	11.8%
% of all assessments that were assess and review (rolling 12 month period)	11	96	11.5%	31.7%	31.6%
% of terminated courses where treatment was abandoned or discontinued (rolling 12 month period)	6	45	13.3%	7.9%	7.7%
% of completed treatments indicating that PAR score was taken (year to date)	0	39	0.0%	56.1%	58.4%
Rate of removable appliances per 100 fixed appliances - proposed treatment (rolling 12 month period)	19	48	39.58	5.53	5.64
Rate of removable appliances per 100 fixed appliances - completed treatment (rolling 12 month period)	0	43	0.00	4.24	4.81
% of courses of treatment with removable appliances only - proposed treatment (rolling 12 month period)	19	76	25.0%	1.5%	2.0%
% of courses of treatment with removable appliances only - completed treatment (rolling 12 month period)	0	39	0.0%	1.0%	1.5%
% of patients satisfied with the treatment they have received (rolling 12 month period)	1	1	100.0%	96.6%	96.0%

\* Figures in italics indicate that the base number is less than 100.

**Q46 - Vital Signs Orthodontic At a Glance Contract Report for 245658/0001 - March 2017**

Name or company name	MR K HAMEED	16/17 Contracted general activity (UDA)	8,433
Contract type name	GDS Contract	Carry forward general activity (UDA)	151
Purpose of contract	General	16/17 Contracted orthodontic activity (UOA)	0
Contract start date	01/04/2006	Carry forward orthodontic activity (UOA)	0
Contract end date		Baseline contract value	£228,071.95

ACCESS	Contract	England and Wales
24 month ratio of assessments to patient IDs	1.00	1.09

**ACTIVITY**


Month	Adjusted Scheduled Activity (UOA)	
	2016	2017
April	0	1
May	0	1
June	0	1
July	0	1
August	0	1
September	0	1
October	0	1
November	0	1
December	0	1
January	0	1
February	0	1
March	0	1
April	0	
May	0	
June	0	

**QUALITY**

	Contract Quantity	Contract Base Number	Contract *	Region	England
% of all assessments that were assess and fit appliances (rolling 12 month period)	0	1	0.0%	56.0%	56.6%
% of all assessments that were assess and refuse (rolling 12 month period)	0	1	0.0%	12.2%	11.8%
% of all assessments that were assess and review (rolling 12 month period)	1	1	100.0%	31.7%	31.6%
% of terminated courses where treatment was abandoned or discontinued (rolling 12 month period)	0	0	N/A	7.9%	7.7%
% of completed treatments indicating that PAR score was taken (year to date)	0	0	N/A	56.1%	58.4%
Rate of removable appliances per 100 fixed appliances - proposed treatment (rolling 12 month period)	0	0	N/A	5.53	5.64
Rate of removable appliances per 100 fixed appliances - completed treatment (rolling 12 month period)	0	0	N/A	4.24	4.81
% of courses of treatment with removable appliances only - proposed treatment (rolling 12 month period)	0	0	N/A	1.5%	2.0%
% of courses of treatment with removable appliances only - completed treatment (rolling 12 month period)	0	0	N/A	1.0%	1.5%
% of patients satisfied with the treatment they have received (rolling 12 month period)	0	0	N/A	96.6%	96.0%

\* Figures in italics indicate that the base number is less than 100.

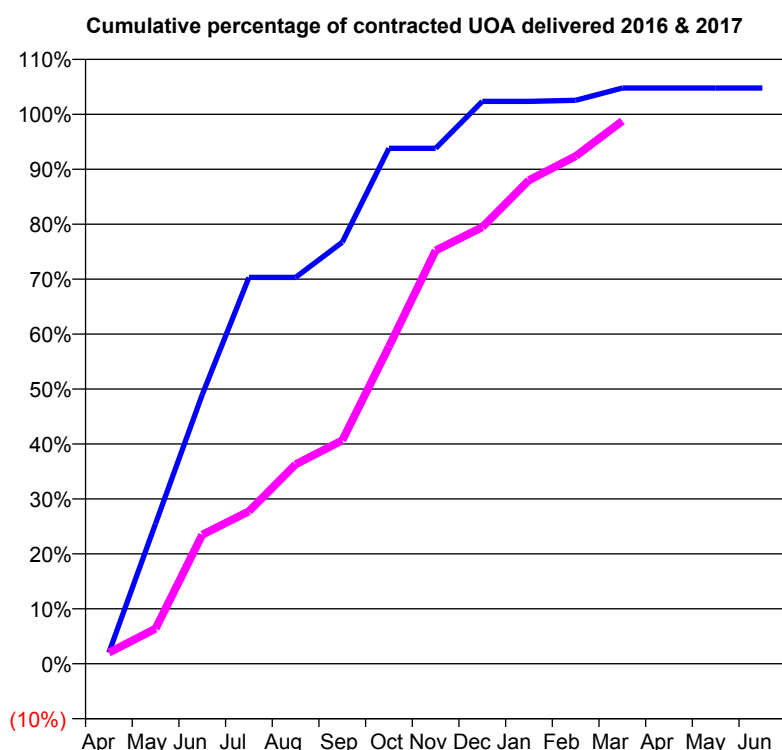
**Q46 - Vital Signs Orthodontic At a Glance Contract Report for 307351/0001 - March 2017**

Name or company name	MR J BRADY
Contract type name	PDS Contract
Purpose of contract	Orthodontic
Contract start date	01/04/2006
Contract end date	31/03/2019

16/17 Contracted general activity (UDA)	0
Carry forward general activity (UDA)	0
16/17 Contracted orthodontic activity (UOA)	984
Carry forward orthodontic activity (UOA)	-20
Baseline contract value	£58,434.29

ACCESS	Contract	England and Wales
--------	----------	-------------------

24 month ratio of assessments to patient IDs	1.01	1.09
--	------	------

**ACTIVITY**


Month	Adjusted Scheduled Activity (UOA)	
	2016	2017
April	20	20
May	251	63
June	482	231
July	692	273
August	692	357
September	755	400
October	923	568
November	923	740
December	1,007	782
January	1,007	866
February	1,009	909
March	1,031	972
April	1,031	
May	1,031	
June	1,031	

QUALITY	Contract Quantity	Contract Base Number	Contract *	Region	England
% of all assessments that were assess and fit appliances (rolling 12 month period)	45	50	90.0%	56.0%	56.6%
% of all assessments that were assess and refuse (rolling 12 month period)	5	50	10.0%	12.2%	11.8%
% of all assessments that were assess and review (rolling 12 month period)	0	50	0.0%	31.7%	31.6%
% of terminated courses where treatment was abandoned or discontinued (rolling 12 month period)	0	45	0.0%	7.9%	7.7%
% of completed treatments indicating that PAR score was taken (year to date)	45	45	100.0%	56.1%	58.4%
Rate of removable appliances per 100 fixed appliances - proposed treatment (rolling 12 month period)	3	89	3.37	5.53	5.64
Rate of removable appliances per 100 fixed appliances - completed treatment (rolling 12 month period)	5	85	5.88	4.24	4.81
% of courses of treatment with removable appliances only - proposed treatment (rolling 12 month period)	0	45	0.0%	1.5%	2.0%
% of courses of treatment with removable appliances only - completed treatment (rolling 12 month period)	0	45	0.0%	1.0%	1.5%
% of patients satisfied with the treatment they have received (rolling 12 month period)	1	1	100.0%	96.6%	96.0%

\* Figures in italics indicate that the base number is less than 100.



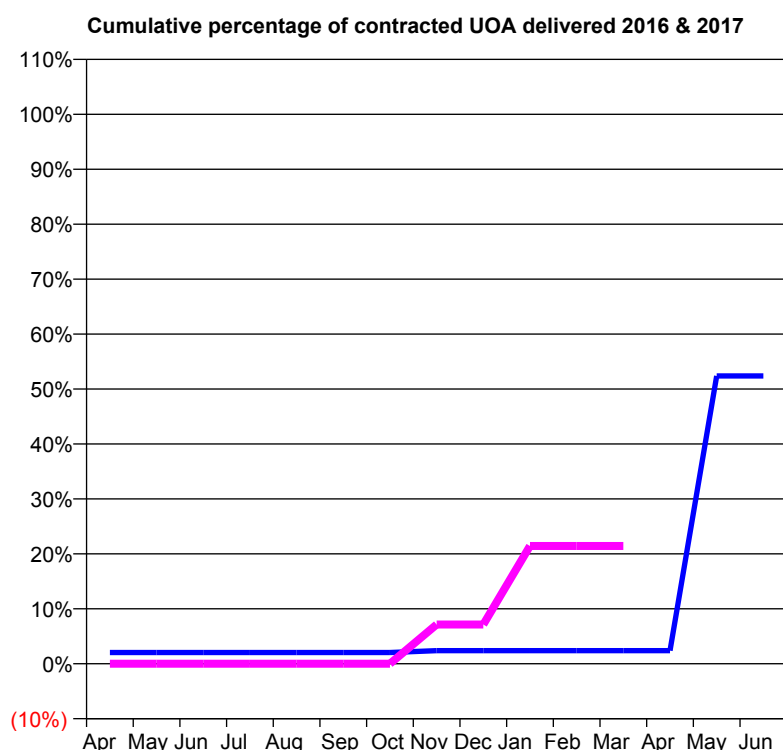
**Q46 - Vital Signs Orthodontic At a Glance Contract Report for 319546/0001 - March 2017**

Name or company name	MR PA HIND
Contract type name	GDS Contract
Purpose of contract	General and Orthodontic
Contract start date	01/04/2006
Contract end date	

16/17 Contracted general activity (UDA)	2,260
Carry forward general activity (UDA)	0
16/17 Contracted orthodontic activity (UOA)	294
Carry forward orthodontic activity (UOA)	0
Baseline contract value	£70,117.41

**ACCESS**

	Contract	England and Wales
24 month ratio of assessments to patient IDs	1.06	1.09

**ACTIVITY**


Month	Adjusted Scheduled Activity (UOA)	
	2016	2017
April	6	0
May	6	0
June	6	0
July	6	0
August	6	0
September	6	0
October	6	0
November	7	21
December	7	21
January	7	63
February	7	63
March	7	63
April	7	
May	154	
June	154	

**QUALITY**

	Contract Quantity	Contract Base Number	Contract *	Region	England
% of all assessments that were assess and fit appliances (rolling 12 month period)	10	10	100.0%	56.0%	56.6%
% of all assessments that were assess and refuse (rolling 12 month period)	0	10	0.0%	12.2%	11.8%
% of all assessments that were assess and review (rolling 12 month period)	0	10	0.0%	31.7%	31.6%
% of terminated courses where treatment was abandoned or discontinued (rolling 12 month period)	0	0	N/A	7.9%	7.7%
% of completed treatments indicating that PAR score was taken (year to date)	0	0	N/A	56.1%	58.4%
Rate of removable appliances per 100 fixed appliances - proposed treatment (rolling 12 month period)	0	20	0.00	5.53	5.64
Rate of removable appliances per 100 fixed appliances - completed treatment (rolling 12 month period)	0	0	N/A	4.24	4.81
% of courses of treatment with removable appliances only - proposed treatment (rolling 12 month period)	0	10	0.0%	1.5%	2.0%
% of courses of treatment with removable appliances only - completed treatment (rolling 12 month period)	0	0	N/A	1.0%	1.5%
% of patients satisfied with the treatment they have received (rolling 12 month period)	1	1	100.0%	96.6%	96.0%

\* Figures in italics indicate that the base number is less than 100.

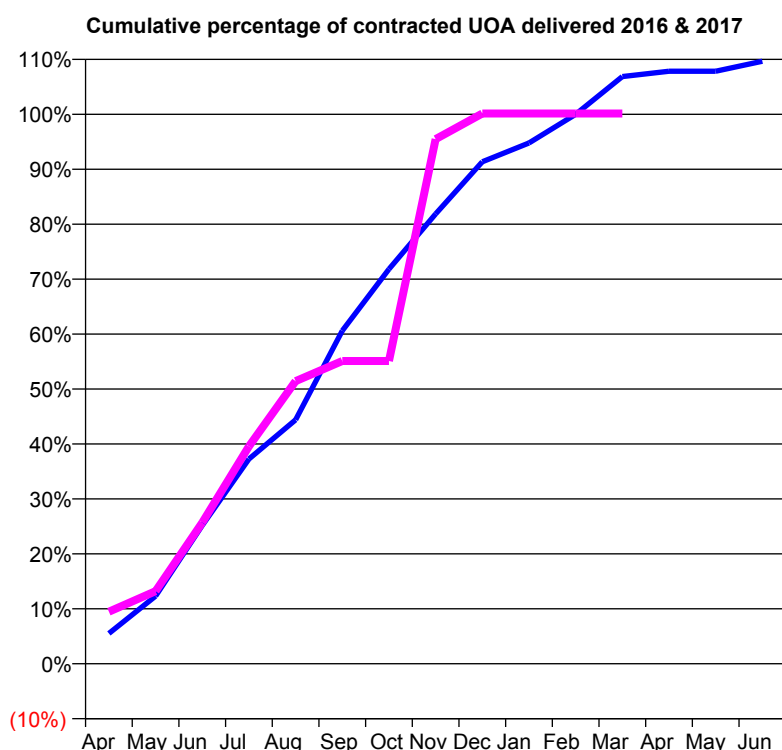
**Q46 - Vital Signs Orthodontic At a Glance Contract Report for 321931/0003 - March 2017**

Name or company name	MR DC LAVERY
Contract type name	PDS Contract
Purpose of contract	Orthodontic
Contract start date	01/11/2007
Contract end date	31/03/2019

16/17 Contracted general activity (UDA)	0
Carry forward general activity (UDA)	0
16/17 Contracted orthodontic activity (UOA)	2,300
Carry forward orthodontic activity (UOA)	-46
Baseline contract value	£149,165.42

**ACCESS**

	Contract	England and Wales
24 month ratio of assessments to patient IDs	1.27	1.09

**ACTIVITY**


Month	Adjusted Scheduled Activity (UOA)	
	2016	2017
April	127	218
May	283	304
June	579	591
July	857	910
August	1,021	1,183
September	1,394	1,267
October	1,652	1,267
November	1,883	2,196
December	2,101	2,303
January	2,180	2,303
February	2,300	2,303
March	2,458	2,303
April	2,480	
May	2,480	
June	2,522	

**QUALITY**

	Contract Quantity	Contract Base Number	Contract *	Region	England
% of all assessments that were assess and fit appliances (rolling 12 month period)	108	165	65.5%	56.0%	56.6%
% of all assessments that were assess and refuse (rolling 12 month period)	27	165	16.4%	12.2%	11.8%
% of all assessments that were assess and review (rolling 12 month period)	30	165	18.2%	31.7%	31.6%
% of terminated courses where treatment was abandoned or discontinued (rolling 12 month period)	10	85	11.8%	7.9%	7.7%
% of completed treatments indicating that PAR score was taken (year to date)	68	75	90.7%	56.1%	58.4%
Rate of removable appliances per 100 fixed appliances - proposed treatment (rolling 12 month period)	7	183	3.83	5.53	5.64
Rate of removable appliances per 100 fixed appliances - completed treatment (rolling 12 month period)	12	142	8.45	4.24	4.81
% of courses of treatment with removable appliances only - proposed treatment (rolling 12 month period)	2	108	1.9%	1.5%	2.0%
% of courses of treatment with removable appliances only - completed treatment (rolling 12 month period)	1	75	1.3%	1.0%	1.5%
% of patients satisfied with the treatment they have received (rolling 12 month period)	4	4	100.0%	96.6%	96.0%

\* Figures in italics indicate that the base number is less than 100.

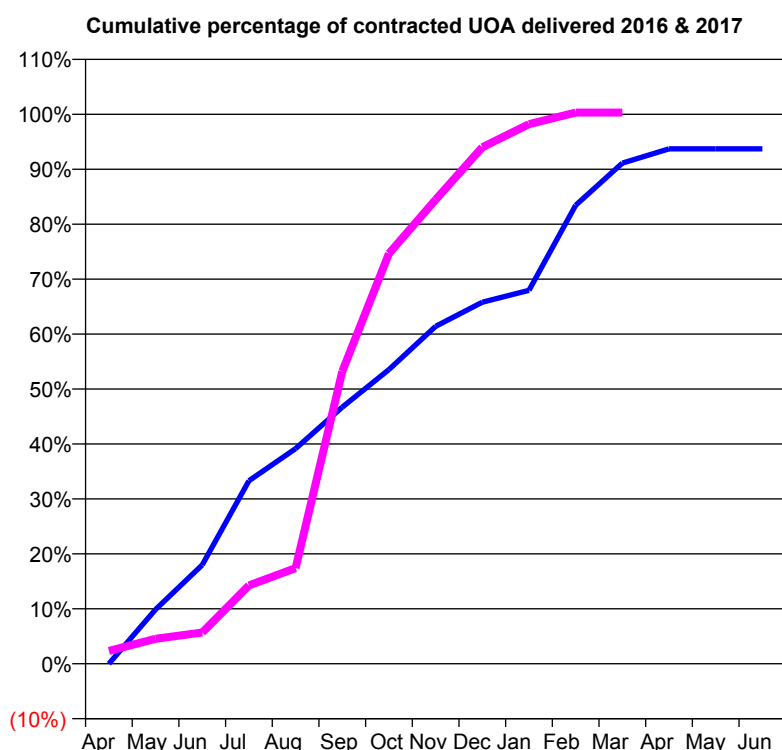
**Q46 - Vital Signs Orthodontic At a Glance Contract Report for 329622/0002 - March 2017**

Name or company name	MR SD HOWARTH
Contract type name	PDS Contract
Purpose of contract	Orthodontic
Contract start date	01/08/2009
Contract end date	31/03/2018

16/17 Contracted general activity (UDA)	0
Carry forward general activity (UDA)	0
16/17 Contracted orthodontic activity (UOA)	2,000
Carry forward orthodontic activity (UOA)	0
Baseline contract value	£129,728.43

**ACCESS**

	Contract	England and Wales
24 month ratio of assessments to patient IDs	1.36	1.09

**ACTIVITY**


Month	Adjusted Scheduled Activity (UOA)	
	2016	2017
April	0	47
May	198	91
June	360	114
July	666	285
August	783	348
September	934	1,064
October	1,071	1,493
November	1,228	1,689
December	1,316	1,880
January	1,359	1,964
February	1,669	2,006
March	1,822	2,006
April	1,874	
May	1,874	
June	1,874	

**QUALITY**

	Contract Quantity	Contract Base Number	Contract *	Region	England
% of all assessments that were assess and fit appliances (rolling 12 month period)	100	206	48.5%	56.0%	56.6%
% of all assessments that were assess and refuse (rolling 12 month period)	24	206	11.7%	12.2%	11.8%
% of all assessments that were assess and review (rolling 12 month period)	82	206	39.8%	31.7%	31.6%
% of terminated courses where treatment was abandoned or discontinued (rolling 12 month period)	3	75	4.0%	7.9%	7.7%
% of completed treatments indicating that PAR score was taken (year to date)	62	71	87.3%	56.1%	58.4%
Rate of removable appliances per 100 fixed appliances - proposed treatment (rolling 12 month period)	0	0	<i>N/A</i>	5.53	5.64
Rate of removable appliances per 100 fixed appliances - completed treatment (rolling 12 month period)	0	1	<i>0.00</i>	4.24	4.81
% of courses of treatment with removable appliances only - proposed treatment (rolling 12 month period)	0	100	0.0%	1.5%	2.0%
% of courses of treatment with removable appliances only - completed treatment (rolling 12 month period)	0	72	<i>0.0%</i>	1.0%	1.5%
% of patients satisfied with the treatment they have received (rolling 12 month period)	3	3	100.0%	96.6%	96.0%

\* Figures in italics indicate that the base number is less than 100.

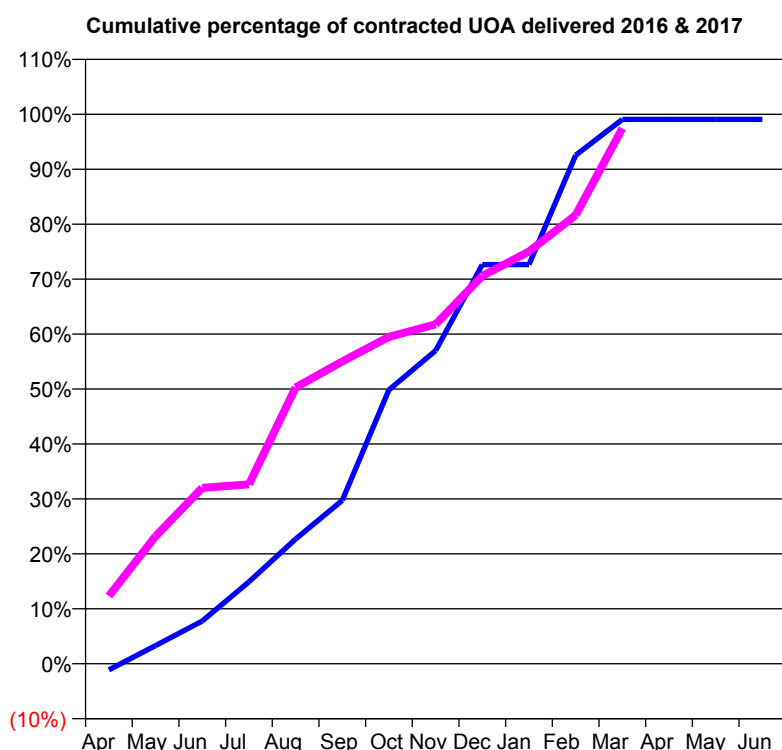
**Q46 - Vital Signs Orthodontic At a Glance Contract Report for 567442/0002 - March 2017**

Name or company name	MR TM MCHALE
Contract type name	PDS Contract
Purpose of contract	Orthodontic
Contract start date	01/04/2006
Contract end date	31/03/2018

16/17 Contracted general activity (UDA)	0
Carry forward general activity (UDA)	0
16/17 Contracted orthodontic activity (UOA)	965
Carry forward orthodontic activity (UOA)	9
Baseline contract value	£61,799.72

**ACCESS**

	Contract	England and Wales
24 month ratio of assessments to patient IDs	1.04	1.09

**ACTIVITY**


Month	Adjusted Scheduled Activity (UOA)	
	2016	2017
April	-11	119
May	32	224
June	75	309
July	144	315
August	219	485
September	287	531
October	481	574
November	550	596
December	701	681
January	701	724
February	893	788
March	956	940
April	956	
May	956	
June	956	

**QUALITY**

	Contract Quantity	Contract Base Number	Contract *	Region	England
% of all assessments that were assess and fit appliances (rolling 12 month period)	44	67	65.7%	56.0%	56.6%
% of all assessments that were assess and refuse (rolling 12 month period)	9	67	13.4%	12.2%	11.8%
% of all assessments that were assess and review (rolling 12 month period)	14	67	20.9%	31.7%	31.6%
% of terminated courses where treatment was abandoned or discontinued (rolling 12 month period)	3	43	7.0%	7.9%	7.7%
% of completed treatments indicating that PAR score was taken (year to date)	40	40	100.0%	56.1%	58.4%
Rate of removable appliances per 100 fixed appliances - proposed treatment (rolling 12 month period)	0	0	N/A	5.53	5.64
Rate of removable appliances per 100 fixed appliances - completed treatment (rolling 12 month period)	0	0	N/A	4.24	4.81
% of courses of treatment with removable appliances only - proposed treatment (rolling 12 month period)	0	44	0.0%	1.5%	2.0%
% of courses of treatment with removable appliances only - completed treatment (rolling 12 month period)	0	40	0.0%	1.0%	1.5%
% of patients satisfied with the treatment they have received (rolling 12 month period)	1	1	100.0%	96.6%	96.0%

\* Figures in italics indicate that the base number is less than 100.

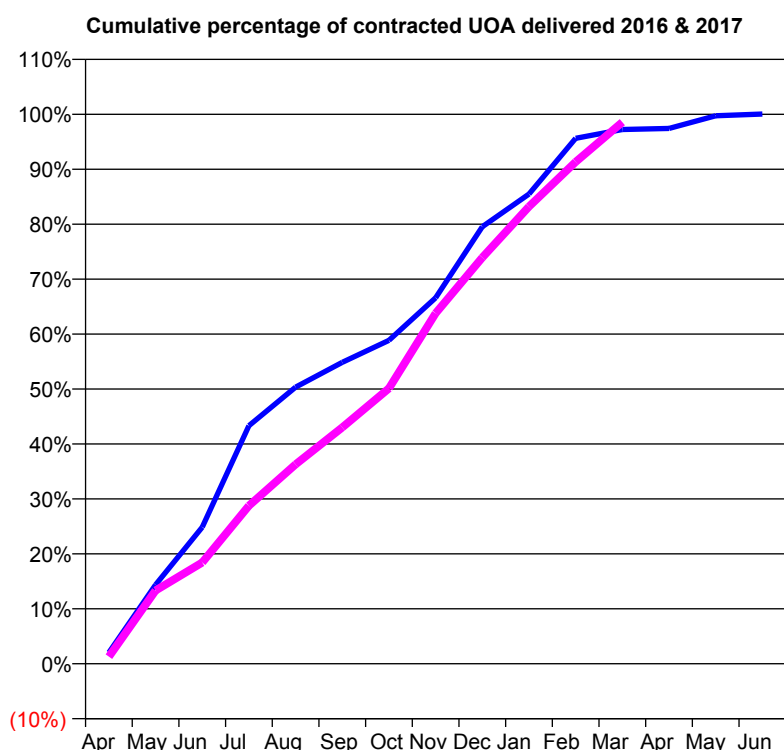
**Q46 - Vital Signs Orthodontic At a Glance Contract Report for 650293/0001 - March 2017**

Name or company name	MR M KHURANA
Contract type name	PDS Contract
Purpose of contract	Orthodontic
Contract start date	01/04/2006
Contract end date	31/03/2019

16/17 Contracted general activity (UDA)	0
Carry forward general activity (UDA)	0
16/17 Contracted orthodontic activity (UOA)	13,983
Carry forward orthodontic activity (UOA)	-5
Baseline contract value	£809,344.04

**ACCESS**

	Contract	England and Wales
24 month ratio of assessments to patient IDs	1.04	1.09

**ACTIVITY**


Month	Adjusted Scheduled Activity (UOA)	
	2016	2017
April	287	181
May	2,010	1,866
June	3,475	2,576
July	6,060	4,022
August	7,038	5,076
September	7,670	6,015
October	8,229	7,008
November	9,313	8,921
December	11,122	10,337
January	11,952	11,635
February	13,372	12,769
March	13,595	13,782
April	13,622	
May	13,946	
June	13,988	

**QUALITY**

	Contract Quantity	Contract Base Number	Contract *	Region	England
% of all assessments that were assess and fit appliances (rolling 12 month period)	685	940	72.9%	56.0%	56.6%
% of all assessments that were assess and refuse (rolling 12 month period)	71	940	7.6%	12.2%	11.8%
% of all assessments that were assess and review (rolling 12 month period)	184	940	19.6%	31.7%	31.6%
% of terminated courses where treatment was abandoned or discontinued (rolling 12 month period)	14	616	2.3%	7.9%	7.7%
% of completed treatments indicating that PAR score was taken (year to date)	526	601	87.5%	56.1%	58.4%
Rate of removable appliances per 100 fixed appliances - proposed treatment (rolling 12 month period)	63	1,325	4.75	5.53	5.64
Rate of removable appliances per 100 fixed appliances - completed treatment (rolling 12 month period)	64	1,166	5.49	4.24	4.81
% of courses of treatment with removable appliances only - proposed treatment (rolling 12 month period)	8	685	1.2%	1.5%	2.0%
% of courses of treatment with removable appliances only - completed treatment (rolling 12 month period)	7	602	1.2%	1.0%	1.5%
% of patients satisfied with the treatment they have received (rolling 12 month period)	22	22	100.0%	96.6%	96.0%

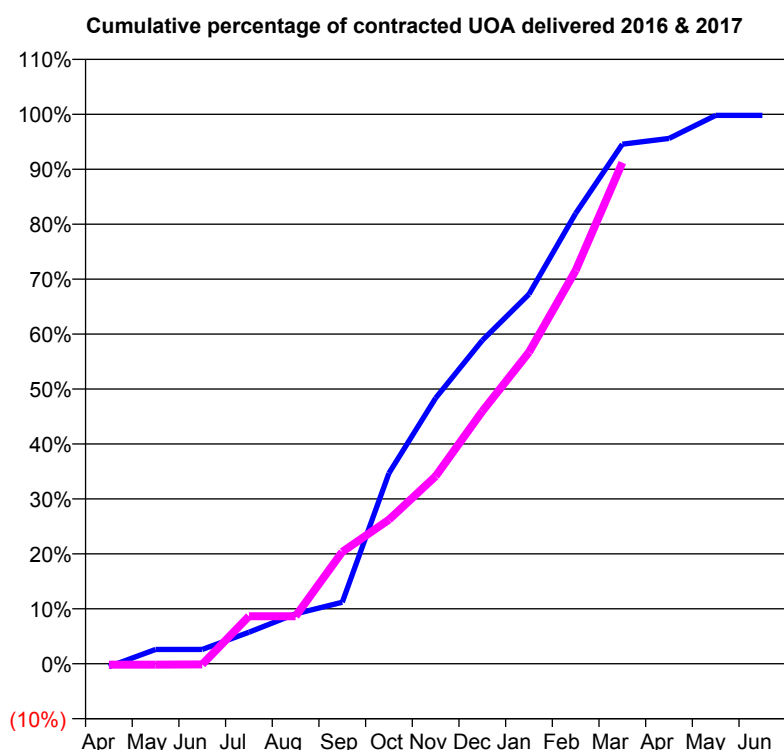
\* Figures in italics indicate that the base number is less than 100.

**Q46 - Vital Signs Orthodontic At a Glance Contract Report for 650293/0002 - March 2017**

Name or company name	MR M KHURANA
Contract type name	PDS Contract
Purpose of contract	Orthodontic
Contract start date	01/06/2009
Contract end date	31/03/2019

16/17 Contracted general activity (UDA)	0
Carry forward general activity (UDA)	0
16/17 Contracted orthodontic activity (UOA)	2,150
Carry forward orthodontic activity (UOA)	4
Baseline contract value	£129,728.43

ACCESS	Contract	England and Wales
24 month ratio of assessments to patient IDs	1.00	1.09

**ACTIVITY**


Month	Adjusted Scheduled Activity (UOA)	
	2016	2017
April	-11	-4
May	52	-4
June	52	-3
July	115	186
August	182	186
September	224	438
October	694	564
November	967	734
December	1,177	988
January	1,345	1,219
February	1,639	1,539
March	1,891	1,961
April	1,912	
May	1,996	
June	1,996	

**QUALITY**

	Contract Quantity	Contract Base Number	Contract *	Region	England
% of all assessments that were assess and fit appliances (rolling 12 month period)	100	102	98.0%	56.0%	56.6%
% of all assessments that were assess and refuse (rolling 12 month period)	2	102	2.0%	12.2%	11.8%
% of all assessments that were assess and review (rolling 12 month period)	0	102	0.0%	31.7%	31.6%
% of terminated courses where treatment was abandoned or discontinued (rolling 12 month period)	2	84	2.4%	7.9%	7.7%
% of completed treatments indicating that PAR score was taken (year to date)	67	82	81.7%	56.1%	58.4%
Rate of removable appliances per 100 fixed appliances - proposed treatment (rolling 12 month period)	3	197	1.52	5.53	5.64
Rate of removable appliances per 100 fixed appliances - completed treatment (rolling 12 month period)	2	162	1.23	4.24	4.81
% of courses of treatment with removable appliances only - proposed treatment (rolling 12 month period)	1	100	1.0%	1.5%	2.0%
% of courses of treatment with removable appliances only - completed treatment (rolling 12 month period)	0	82	0.0%	1.0%	1.5%
% of patients satisfied with the treatment they have received (rolling 12 month period)	5	5	100.0%	96.6%	96.0%

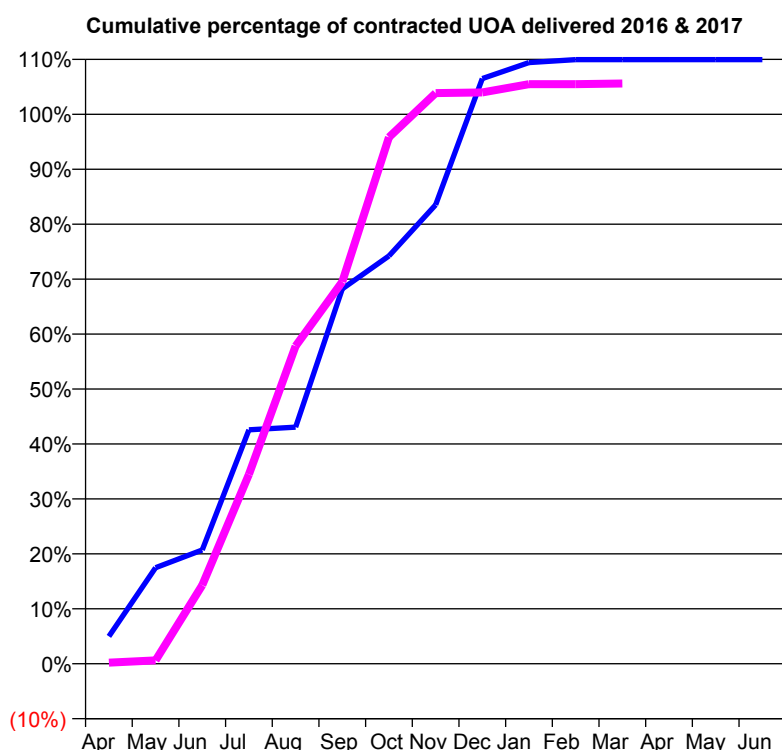
\* Figures in italics indicate that the base number is less than 100.

**Q46 - Vital Signs Orthodontic At a Glance Contract Report for 676616/0001 - March 2017**

Name or company name	MR RJ DORRINGTON
Contract type name	Pilot Contract
Purpose of contract	General and Orthodontic
Contract start date	01/04/2006
Contract end date	

16/17 Contracted general activity (UDA)	13,620
Carry forward general activity (UDA)	0
16/17 Contracted orthodontic activity (UOA)	1,482
Carry forward orthodontic activity (UOA)	0
Baseline contract value	£400,696.34

ACCESS	Contract	England and Wales
24 month ratio of assessments to patient IDs	1.21	1.09

**ACTIVITY**


Month	Adjusted Scheduled Activity (UOA)	
	2016	2017
April	74	3
May	259	9
June	307	212
July	631	511
August	638	857
September	1,011	1,030
October	1,100	1,420
November	1,238	1,539
December	1,578	1,541
January	1,621	1,563
February	1,629	1,563
March	1,629	1,565
April	1,629	
May	1,629	
June	1,629	

QUALITY	Contract Quantity	Contract Base Number	Contract *	Region	England
% of all assessments that were assess and fit appliances (rolling 12 month period)	72	145	49.7%	56.0%	56.6%
% of all assessments that were assess and refuse (rolling 12 month period)	12	145	8.3%	12.2%	11.8%
% of all assessments that were assess and review (rolling 12 month period)	61	145	42.1%	31.7%	31.6%
% of terminated courses where treatment was abandoned or discontinued (rolling 12 month period)	4	57	7.0%	7.9%	7.7%
% of completed treatments indicating that PAR score was taken (year to date)	36	53	67.9%	56.1%	58.4%
Rate of removable appliances per 100 fixed appliances - proposed treatment (rolling 12 month period)	5	100	5.00	5.53	5.64
Rate of removable appliances per 100 fixed appliances - completed treatment (rolling 12 month period)	1	79	1.27	4.24	4.81
% of courses of treatment with removable appliances only - proposed treatment (rolling 12 month period)	4	72	5.6%	1.5%	2.0%
% of courses of treatment with removable appliances only - completed treatment (rolling 12 month period)	0	53	0.0%	1.0%	1.5%
% of patients satisfied with the treatment they have received (rolling 12 month period)	5	5	100.0%	96.6%	96.0%

\* Figures in italics indicate that the base number is less than 100.

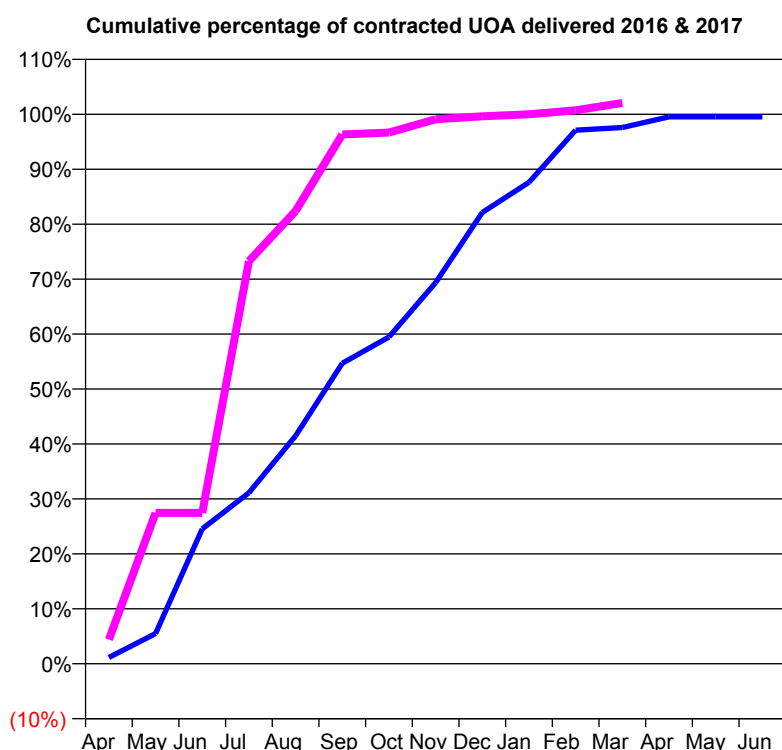
**Q46 - Vital Signs Orthodontic At a Glance Contract Report for 679224/0001 - March 2017**

Name or company name	MR DR HARROP
Contract type name	GDS Contract
Purpose of contract	General and Orthodontic
Contract start date	01/04/2006
Contract end date	

16/17 Contracted general activity (UDA)	3,916
Carry forward general activity (UDA)	-7
16/17 Contracted orthodontic activity (UOA)	523
Carry forward orthodontic activity (UOA)	0
Baseline contract value	£151,045.26

**ACCESS**

	Contract	England and Wales
24 month ratio of assessments to patient IDs	1.34	1.09

**ACTIVITY**


Month	Adjusted Scheduled Activity (UOA)	
	2016	2017
April	6	23
May	29	144
June	128	144
July	163	383
August	217	431
September	286	504
October	311	506
November	363	518
December	430	521
January	458	523
February	508	527
March	510	534
April	521	
May	521	
June	521	

**QUALITY**

	Contract Quantity	Contract Base Number	Contract *	Region	England
% of all assessments that were assess and fit appliances (rolling 12 month period)	22	92	23.9%	56.0%	56.6%
% of all assessments that were assess and refuse (rolling 12 month period)	11	92	12.0%	12.2%	11.8%
% of all assessments that were assess and review (rolling 12 month period)	59	92	64.1%	31.7%	31.6%
% of terminated courses where treatment was abandoned or discontinued (rolling 12 month period)	1	4	25.0%	7.9%	7.7%
% of completed treatments indicating that PAR score was taken (year to date)	1	3	33.3%	56.1%	58.4%
Rate of removable appliances per 100 fixed appliances - proposed treatment (rolling 12 month period)	2	35	5.71	5.53	5.64
Rate of removable appliances per 100 fixed appliances - completed treatment (rolling 12 month period)	0	6	0.00	4.24	4.81
% of courses of treatment with removable appliances only - proposed treatment (rolling 12 month period)	0	22	0.0%	1.5%	2.0%
% of courses of treatment with removable appliances only - completed treatment (rolling 12 month period)	0	3	0.0%	1.0%	1.5%
% of patients satisfied with the treatment they have received (rolling 12 month period)	2	3	66.7%	96.6%	96.0%

\* Figures in italics indicate that the base number is less than 100.



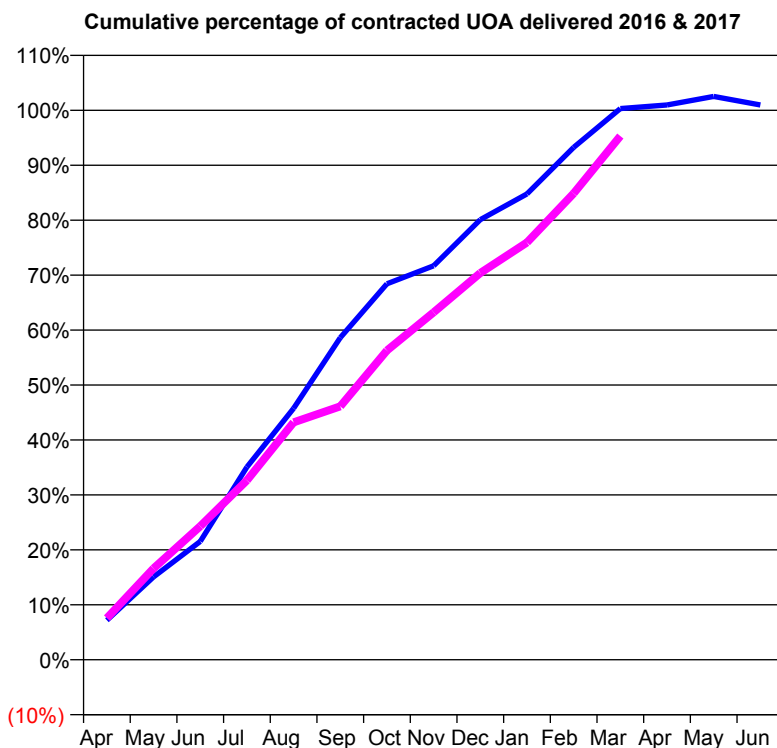
**Q46 - Vital Signs Orthodontic At a Glance Contract Report for 723312/0003 - March 2017**

Name or company name	Entwisle Orthodontics Ltd
Contract type name	PDS Contract
Purpose of contract	Orthodontic
Contract start date	01/04/2006
Contract end date	31/03/2019

16/17 Contracted general activity (UDA)	0
Carry forward general activity (UDA)	0
16/17 Contracted orthodontic activity (UOA)	3,083
Carry forward orthodontic activity (UOA)	-41
Baseline contract value	£197,438.94

**ACCESS**

	Contract	England and Wales
24 month ratio of assessments to patient IDs	1.14	1.09

**ACTIVITY**


Month	Adjusted Scheduled Activity (UOA)	
	2016	2017
April	97	234
May	203	513
June	290	749
July	472	1,007
August	616	1,332
September	789	1,422
October	921	1,735
November	965	1,949
December	1,078	2,170
January	1,141	2,341
February	1,255	2,617
March	1,350	2,938
April	1,359	
May	1,380	
June	1,359	

**QUALITY**

	Contract Quantity	Contract Base Number	Contract *	Region	England
% of all assessments that were assess and fit appliances (rolling 12 month period)	136	229	59.4%	56.0%	56.6%
% of all assessments that were assess and refuse (rolling 12 month period)	31	229	13.5%	12.2%	11.8%
% of all assessments that were assess and review (rolling 12 month period)	62	229	27.1%	31.7%	31.6%
% of terminated courses where treatment was abandoned or discontinued (rolling 12 month period)	32	136	23.5%	7.9%	7.7%
% of completed treatments indicating that PAR score was taken (year to date)	93	103	90.3%	56.1%	58.4%
Rate of removable appliances per 100 fixed appliances - proposed treatment (rolling 12 month period)	42	229	18.34	5.53	5.64
Rate of removable appliances per 100 fixed appliances - completed treatment (rolling 12 month period)	19	169	11.24	4.24	4.81
% of courses of treatment with removable appliances only - proposed treatment (rolling 12 month period)	3	136	2.2%	1.5%	2.0%
% of courses of treatment with removable appliances only - completed treatment (rolling 12 month period)	2	104	1.9%	1.0%	1.5%
% of patients satisfied with the treatment they have received (rolling 12 month period)	3	4	75.0%	96.6%	96.0%

\* Figures in italics indicate that the base number is less than 100.

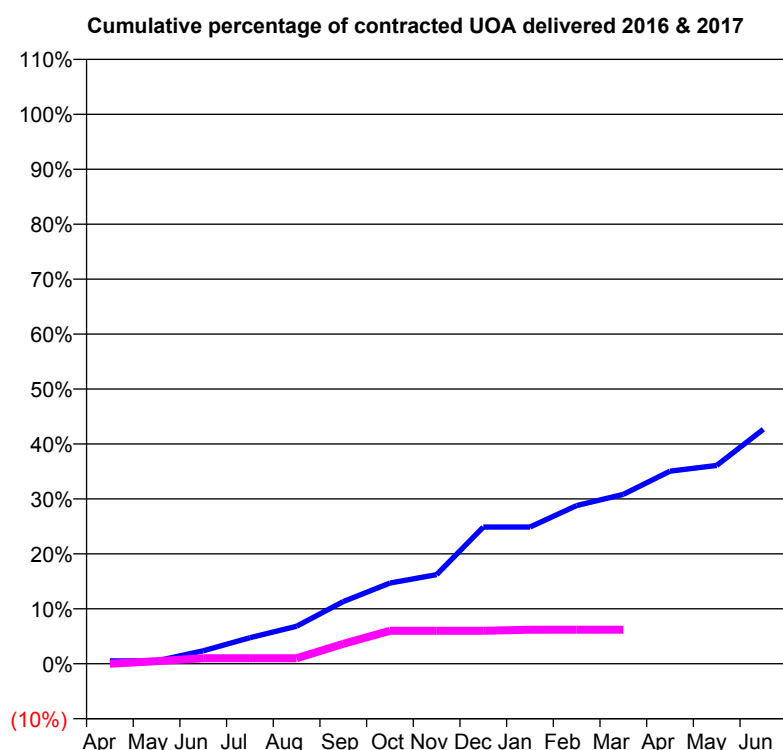
**Q46 - Vital Signs Orthodontic At a Glance Contract Report for 770795/0001 - March 2017**

Name or company name	MR AR ULLATHORNE
Contract type name	GDS Contract
Purpose of contract	General and Orthodontic
Contract start date	01/12/2013
Contract end date	

16/17 Contracted general activity (UDA)	10,925
Carry forward general activity (UDA)	0
16/17 Contracted orthodontic activity (UOA)	380
Carry forward orthodontic activity (UOA)	0
Baseline contract value	£301,026.15

**ACCESS**

	Contract	England and Wales
24 month ratio of assessments to patient IDs	1.11	1.09

**ACTIVITY**


Month	Adjusted Scheduled Activity (UOA)	
	2016	2017
April	2	0
May	2	2
June	9	4
July	18	4
August	26	4
September	43	14
October	56	23
November	62	23
December	95	23
January	95	24
February	109	24
March	117	24
April	133	
May	137	
June	162	

**QUALITY**

	Contract Quantity	Contract Base Number	Contract *	Region	England
% of all assessments that were assess and fit appliances (rolling 12 month period)	1	47	2.1%	56.0%	56.6%
% of all assessments that were assess and refuse (rolling 12 month period)	0	47	0.0%	12.2%	11.8%
% of all assessments that were assess and review (rolling 12 month period)	46	47	97.9%	31.7%	31.6%
% of terminated courses where treatment was abandoned or discontinued (rolling 12 month period)	0	1	0.0%	7.9%	7.7%
% of completed treatments indicating that PAR score was taken (year to date)	0	1	0.0%	56.1%	58.4%
Rate of removable appliances per 100 fixed appliances - proposed treatment (rolling 12 month period)	0	1	0.00	5.53	5.64
Rate of removable appliances per 100 fixed appliances - completed treatment (rolling 12 month period)	0	0	N/A	4.24	4.81
% of courses of treatment with removable appliances only - proposed treatment (rolling 12 month period)	0	1	0.0%	1.5%	2.0%
% of courses of treatment with removable appliances only - completed treatment (rolling 12 month period)	0	1	0.0%	1.0%	1.5%
% of patients satisfied with the treatment they have received (rolling 12 month period)	0	0	N/A	96.6%	96.0%

\* Figures in italics indicate that the base number is less than 100.

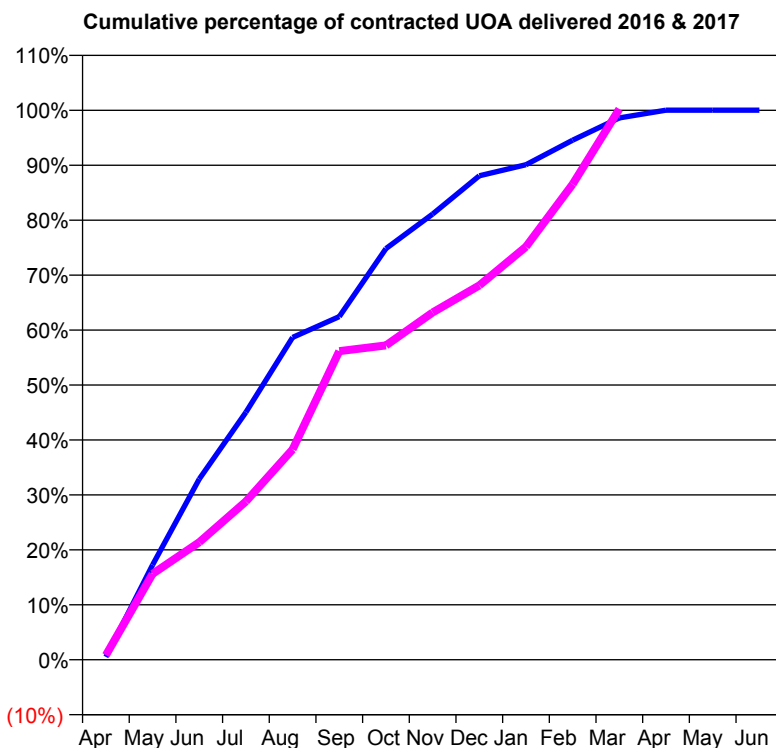
**Q46 - Vital Signs Orthodontic At a Glance Contract Report for 783579/0003 - March 2017**

Name or company name	Northwest Orthodontists Ltd
Contract type name	PDS Contract
Purpose of contract	Orthodontic
Contract start date	01/04/2011
Contract end date	31/03/2019

16/17 Contracted general activity (UDA)	0
Carry forward general activity (UDA)	0
16/17 Contracted orthodontic activity (UOA)	10,229
Carry forward orthodontic activity (UOA)	-1
Baseline contract value	£617,056.52

**ACCESS**

	Contract	England and Wales
24 month ratio of assessments to patient IDs	1.01	1.09

**ACTIVITY**


Month	Adjusted Scheduled Activity (UOA)	
	2016	2017
April	50	85
May	1,625	1,599
June	3,095	2,187
July	4,239	2,947
August	5,520	3,915
September	5,877	5,746
October	7,042	5,851
November	7,632	6,466
December	8,289	6,970
January	8,478	7,690
February	8,898	8,853
March	9,278	10,253
April	9,411	
May	9,411	
June	9,411	

**QUALITY**

	Contract Quantity	Contract Base Number	Contract *	Region	England
% of all assessments that were assess and fit appliances (rolling 12 month period)	495	508	97.4%	56.0%	56.6%
% of all assessments that were assess and refuse (rolling 12 month period)	13	508	2.6%	12.2%	11.8%
% of all assessments that were assess and review (rolling 12 month period)	0	508	0.0%	31.7%	31.6%
% of terminated courses where treatment was abandoned or discontinued (rolling 12 month period)	5	405	1.2%	7.9%	7.7%
% of completed treatments indicating that PAR score was taken (year to date)	181	400	45.3%	56.1%	58.4%
Rate of removable appliances per 100 fixed appliances - proposed treatment (rolling 12 month period)	15	984	1.52	5.53	5.64
Rate of removable appliances per 100 fixed appliances - completed treatment (rolling 12 month period)	0	6	0.00	4.24	4.81
% of courses of treatment with removable appliances only - proposed treatment (rolling 12 month period)	0	495	0.0%	1.5%	2.0%
% of courses of treatment with removable appliances only - completed treatment (rolling 12 month period)	0	400	0.0%	1.0%	1.5%
% of patients satisfied with the treatment they have received (rolling 12 month period)	10	10	100.0%	96.6%	96.0%

\* Figures in italics indicate that the base number is less than 100.

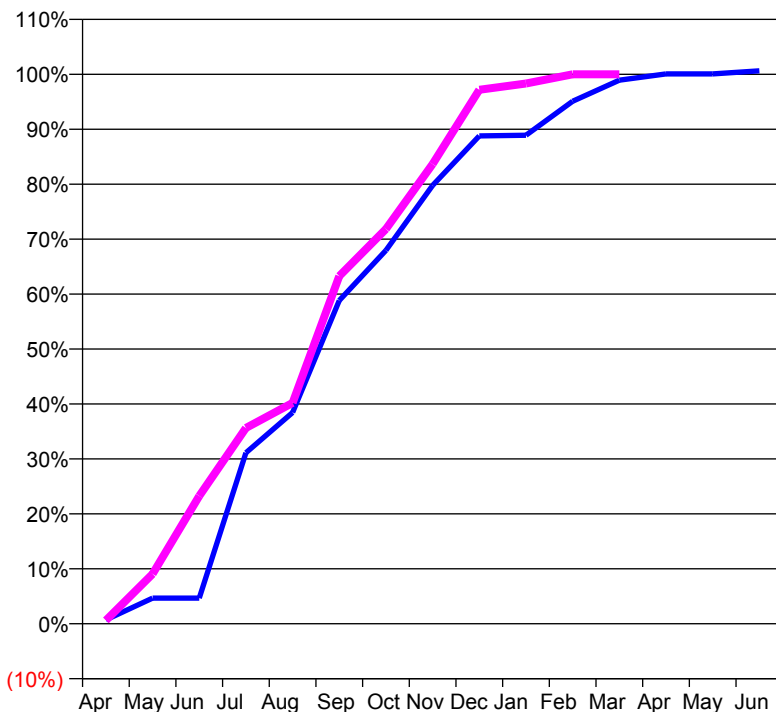
**Q46 - Vital Signs Orthodontic At a Glance Contract Report for 783579/0005 - March 2017**

Name or company name	Northwest Orthodontists Ltd
Contract type name	PDS Contract
Purpose of contract	Orthodontic
Contract start date	01/04/2012
Contract end date	31/03/2019

16/17 Contracted general activity (UDA)	0
Carry forward general activity (UDA)	0
16/17 Contracted orthodontic activity (UOA)	3,729
Carry forward orthodontic activity (UOA)	-23
Baseline contract value	£216,915.85

**ACCESS**

	Contract	England and Wales
24 month ratio of assessments to patient IDs	1.01	1.09

**ACTIVITY**
**Cumulative percentage of contracted UOA delivered 2016 & 2017**

**Adjusted Scheduled Activity (UOA)**

Month	2016	2017
April	27	23
May	174	338
June	174	867
July	1,161	1,329
August	1,434	1,499
September	2,194	2,360
October	2,534	2,679
November	2,975	3,120
December	3,311	3,624
January	3,315	3,666
February	3,546	3,729
March	3,689	3,729
April	3,731	
May	3,731	
June	3,752	

**QUALITY**

	Contract Quantity	Contract Base Number	Contract *	Region	England
% of all assessments that were assess and fit appliances (rolling 12 month period)	180	180	100.0%	56.0%	56.6%
% of all assessments that were assess and refuse (rolling 12 month period)	0	180	0.0%	12.2%	11.8%
% of all assessments that were assess and review (rolling 12 month period)	0	180	0.0%	31.7%	31.6%
% of terminated courses where treatment was abandoned or discontinued (rolling 12 month period)	1	163	0.6%	7.9%	7.7%
% of completed treatments indicating that PAR score was taken (year to date)	80	162	49.4%	56.1%	58.4%
Rate of removable appliances per 100 fixed appliances - proposed treatment (rolling 12 month period)	8	358	2.23	5.53	5.64
Rate of removable appliances per 100 fixed appliances - completed treatment (rolling 12 month period)	0	4	0.00	4.24	4.81
% of courses of treatment with removable appliances only - proposed treatment (rolling 12 month period)	0	180	0.0%	1.5%	2.0%
% of courses of treatment with removable appliances only - completed treatment (rolling 12 month period)	0	162	0.0%	1.0%	1.5%
% of patients satisfied with the treatment they have received (rolling 12 month period)	3	4	75.0%	96.6%	96.0%

\* Figures in italics indicate that the base number is less than 100.

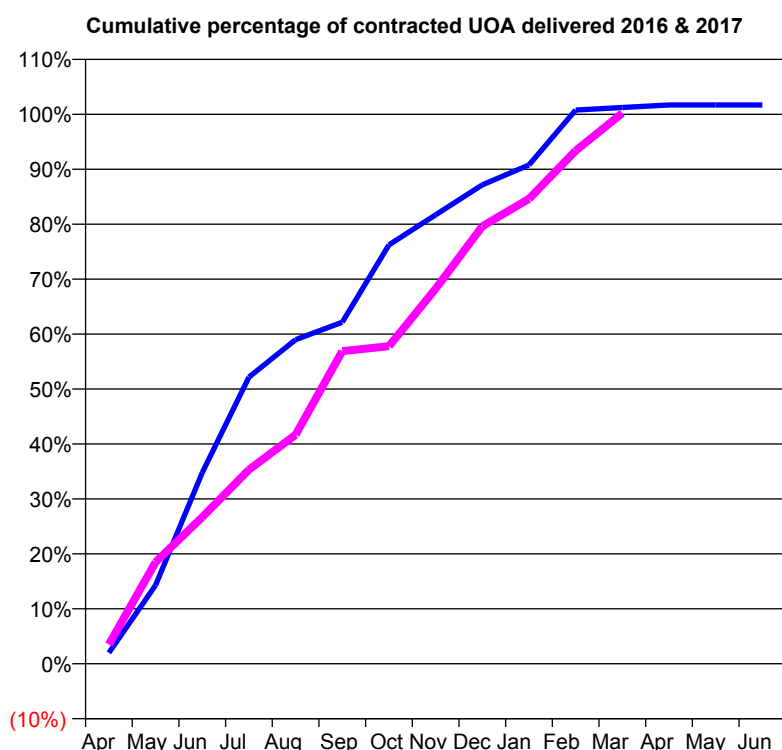
**Q46 - Vital Signs Orthodontic At a Glance Contract Report for 783579/0006 - March 2017**

Name or company name	Northwest Orthodontists Ltd
Contract type name	PDS Contract
Purpose of contract	Orthodontic
Contract start date	01/04/2012
Contract end date	31/03/2019

16/17 Contracted general activity (UDA)	0
Carry forward general activity (UDA)	0
16/17 Contracted orthodontic activity (UOA)	4,621
Carry forward orthodontic activity (UOA)	-78
Baseline contract value	£267,466.13

**ACCESS**

	Contract	England and Wales
24 month ratio of assessments to patient IDs	1.00	1.09

**ACTIVITY**


Month	Adjusted Scheduled Activity (UOA)	
	2016	2017
April	92	162
May	661	855
June	1,608	1,233
July	2,410	1,632
August	2,725	1,926
September	2,872	2,629
October	3,523	2,671
November	3,775	3,154
December	4,027	3,679
January	4,195	3,910
February	4,657	4,314
March	4,678	4,631
April	4,699	
May	4,699	
June	4,699	

**QUALITY**

	Contract Quantity	Contract Base Number	Contract *	Region	England
% of all assessments that were assess and fit appliances (rolling 12 month period)	219	224	97.8%	56.0%	56.6%
% of all assessments that were assess and refuse (rolling 12 month period)	5	224	2.2%	12.2%	11.8%
% of all assessments that were assess and review (rolling 12 month period)	0	224	0.0%	31.7%	31.6%
% of terminated courses where treatment was abandoned or discontinued (rolling 12 month period)	0	199	0.0%	7.9%	7.7%
% of completed treatments indicating that PAR score was taken (year to date)	121	199	60.8%	56.1%	58.4%
Rate of removable appliances per 100 fixed appliances - proposed treatment (rolling 12 month period)	39	434	8.99	5.53	5.64
Rate of removable appliances per 100 fixed appliances - completed treatment (rolling 12 month period)	2	28	7.14	4.24	4.81
% of courses of treatment with removable appliances only - proposed treatment (rolling 12 month period)	2	219	0.9%	1.5%	2.0%
% of courses of treatment with removable appliances only - completed treatment (rolling 12 month period)	0	199	0.0%	1.0%	1.5%
% of patients satisfied with the treatment they have received (rolling 12 month period)	2	2	100.0%	96.6%	96.0%

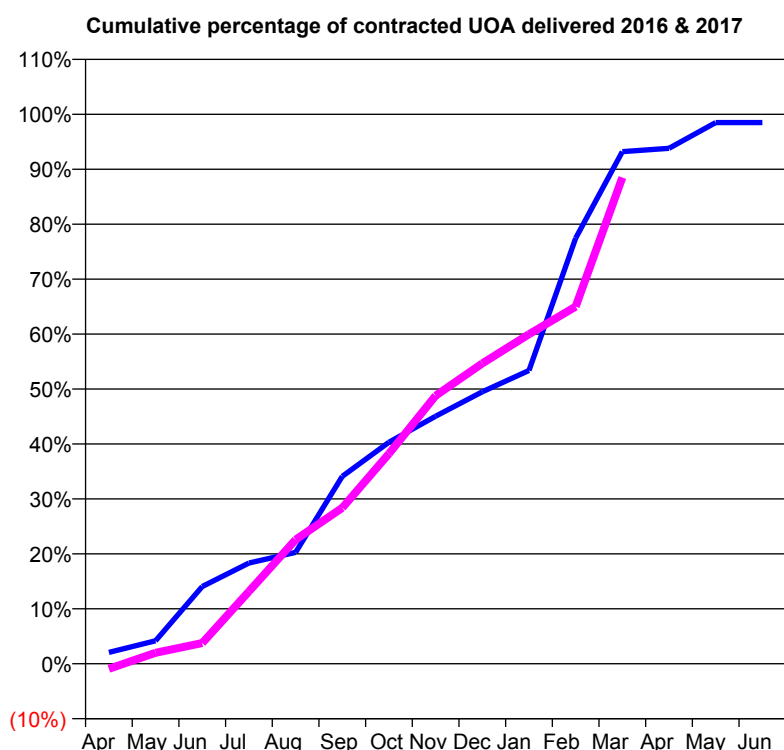
\* Figures in italics indicate that the base number is less than 100.

**Q46 - Vital Signs Orthodontic At a Glance Contract Report for 813559/0002 - March 2017**

Name or company name	MR NA HALL
Contract type name	PDS Contract
Purpose of contract	Orthodontic
Contract start date	01/04/2012
Contract end date	31/03/2018

16/17 Contracted general activity (UDA)	0
Carry forward general activity (UDA)	0
16/17 Contracted orthodontic activity (UOA)	3,632
Carry forward orthodontic activity (UOA)	55
Baseline contract value	£211,273.56

ACCESS	Contract	England and Wales
24 month ratio of assessments to patient IDs	1.04	1.09

**ACTIVITY**


Month	Adjusted Scheduled Activity (UOA)	
	2016	2017
April	75	-34
May	152	73
June	511	137
July	666	478
August	736	820
September	1,239	1,031
October	1,464	1,389
November	1,636	1,772
December	1,798	1,985
January	1,939	2,178
February	2,813	2,361
March	3,385	3,214
April	3,407	
May	3,577	
June	3,577	

QUALITY	Contract Quantity	Contract Base Number	Contract *	Region	England
% of all assessments that were assess and fit appliances (rolling 12 month period)	163	215	75.8%	56.0%	56.6%
% of all assessments that were assess and refuse (rolling 12 month period)	22	215	10.2%	12.2%	11.8%
% of all assessments that were assess and review (rolling 12 month period)	30	215	14.0%	31.7%	31.6%
% of terminated courses where treatment was abandoned or discontinued (rolling 12 month period)	8	161	5.0%	7.9%	7.7%
% of completed treatments indicating that PAR score was taken (year to date)	67	153	43.8%	56.1%	58.4%
Rate of removable appliances per 100 fixed appliances - proposed treatment (rolling 12 month period)	11	319	3.45	5.53	5.64
Rate of removable appliances per 100 fixed appliances - completed treatment (rolling 12 month period)	8	289	2.77	4.24	4.81
% of courses of treatment with removable appliances only - proposed treatment (rolling 12 month period)	1	163	0.6%	1.5%	2.0%
% of courses of treatment with removable appliances only - completed treatment (rolling 12 month period)	4	153	2.6%	1.0%	1.5%
% of patients satisfied with the treatment they have received (rolling 12 month period)	5	5	100.0%	96.6%	96.0%

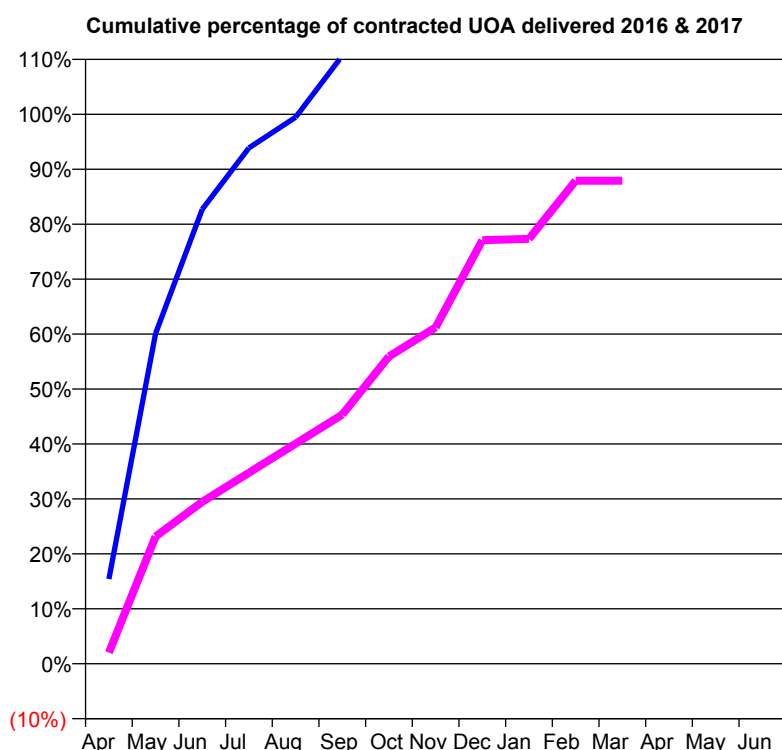
\* Figures in italics indicate that the base number is less than 100.

**Q46 - Vital Signs Orthodontic At a Glance Contract Report for 824372/0001 - March 2017**

Name or company name	MRS LR DOVER
Contract type name	GDS Contract
Purpose of contract	General and Orthodontic
Contract start date	01/04/2006
Contract end date	

16/17 Contracted general activity (UDA)	760
Carry forward general activity (UDA)	0
16/17 Contracted orthodontic activity (UOA)	397
Carry forward orthodontic activity (UOA)	-8
Baseline contract value	£34,504.02

ACCESS	Contract	England and Wales
24 month ratio of assessments to patient IDs	1.03	1.09

**ACTIVITY**


Month	Adjusted Scheduled Activity (UOA)	
	2016	2017
April	58	8
May	226	92
June	311	117
July	353	138
August	374	159
September	416	180
October	416	222
November	416	243
December	416	306
January	416	307
February	416	349
March	416	349
April	416	
May	416	
June	416	

QUALITY	Contract Quantity	Contract Base Number	Contract *	Region	England
% of all assessments that were assess and fit appliances (rolling 12 month period)	17	18	94.4%	56.0%	56.6%
% of all assessments that were assess and refuse (rolling 12 month period)	1	18	5.6%	12.2%	11.8%
% of all assessments that were assess and review (rolling 12 month period)	0	18	0.0%	31.7%	31.6%
% of terminated courses where treatment was abandoned or discontinued (rolling 12 month period)	0	22	0.0%	7.9%	7.7%
% of completed treatments indicating that PAR score was taken (year to date)	22	22	100.0%	56.1%	58.4%
Rate of removable appliances per 100 fixed appliances - proposed treatment (rolling 12 month period)	0	30	0.00	5.53	5.64
Rate of removable appliances per 100 fixed appliances - completed treatment (rolling 12 month period)	0	43	0.00	4.24	4.81
% of courses of treatment with removable appliances only - proposed treatment (rolling 12 month period)	0	17	0.0%	1.5%	2.0%
% of courses of treatment with removable appliances only - completed treatment (rolling 12 month period)	0	22	0.0%	1.0%	1.5%
% of patients satisfied with the treatment they have received (rolling 12 month period)	1	1	100.0%	96.6%	96.0%

\* Figures in italics indicate that the base number is less than 100.

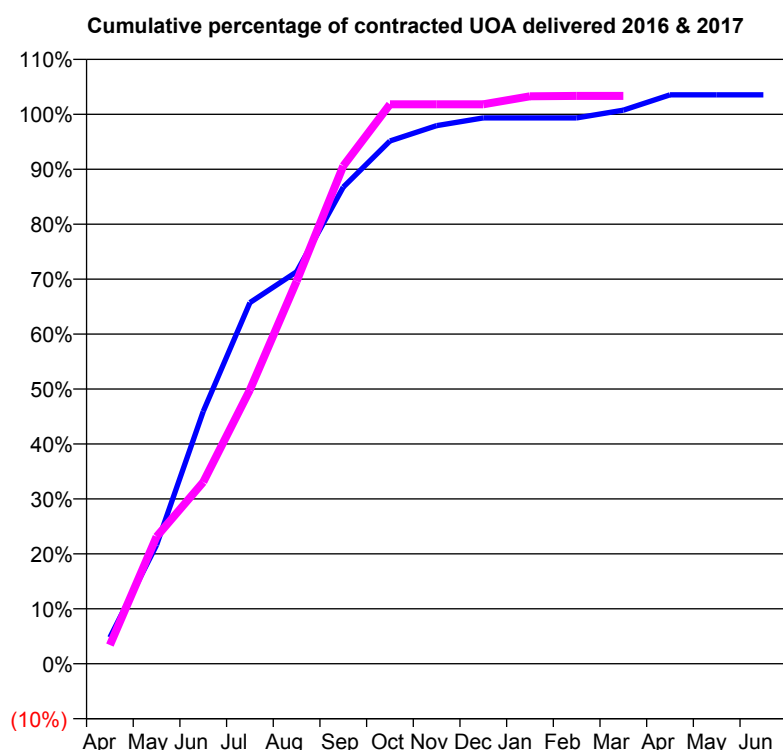
**Q46 - Vital Signs Orthodontic At a Glance Contract Report for 829188/0001 - March 2017**

Name or company name	MR WW LEE
Contract type name	PDS Contract
Purpose of contract	Orthodontic
Contract start date	01/04/2006
Contract end date	31/03/2019

16/17 Contracted general activity (UDA)	0
Carry forward general activity (UDA)	0
16/17 Contracted orthodontic activity (UOA)	1,500
Carry forward orthodontic activity (UOA)	-30
Baseline contract value	£86,820.86

**ACCESS**

	Contract	England and Wales
24 month ratio of assessments to patient IDs	1.00	1.09

**ACTIVITY**


Month	Adjusted Scheduled Activity (UOA)	
	2016	2017
April	72	51
May	324	347
June	689	496
July	986	748
August	1,070	1,044
September	1,301	1,359
October	1,427	1,527
November	1,469	1,527
December	1,490	1,527
January	1,490	1,549
February	1,490	1,550
March	1,511	1,550
April	1,553	
May	1,553	
June	1,553	

**QUALITY**

	Contract Quantity	Contract Base Number	Contract *	Region	England
% of all assessments that were assess and fit appliances (rolling 12 month period)	74	76	97.4%	56.0%	56.6%
% of all assessments that were assess and refuse (rolling 12 month period)	1	76	1.3%	12.2%	11.8%
% of all assessments that were assess and review (rolling 12 month period)	1	76	1.3%	31.7%	31.6%
% of terminated courses where treatment was abandoned or discontinued (rolling 12 month period)	7	64	10.9%	7.9%	7.7%
% of completed treatments indicating that PAR score was taken (year to date)	47	57	82.5%	56.1%	58.4%
Rate of removable appliances per 100 fixed appliances - proposed treatment (rolling 12 month period)	0	147	0.00	5.53	5.64
Rate of removable appliances per 100 fixed appliances - completed treatment (rolling 12 month period)	0	113	0.00	4.24	4.81
% of courses of treatment with removable appliances only - proposed treatment (rolling 12 month period)	0	74	0.0%	1.5%	2.0%
% of courses of treatment with removable appliances only - completed treatment (rolling 12 month period)	0	57	0.0%	1.0%	1.5%
% of patients satisfied with the treatment they have received (rolling 12 month period)	4	4	100.0%	96.6%	96.0%

\* Figures in italics indicate that the base number is less than 100.



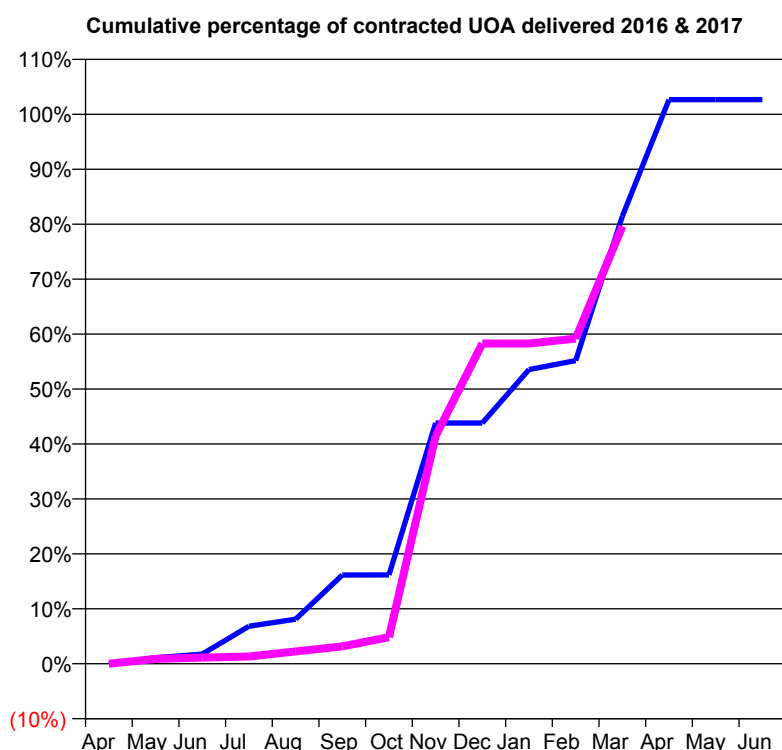
**Q46 - Vital Signs Orthodontic At a Glance Contract Report for 840696/0001 - March 2017**

Name or company name	MR MJ KELLY
Contract type name	GDS Contract
Purpose of contract	General and Orthodontic
Contract start date	01/04/2006
Contract end date	

16/17 Contracted general activity (UDA)	7,750
Carry forward general activity (UDA)	0
16/17 Contracted orthodontic activity (UOA)	3,035
Carry forward orthodontic activity (UOA)	0
Baseline contract value	£408,402.30

**ACCESS**

	Contract	England and Wales
24 month ratio of assessments to patient IDs	1.05	1.09

**ACTIVITY**


Month	Adjusted Scheduled Activity (UOA)	
	2016	2017
April	0	0
May	43	27
June	69	34
July	269	40
August	319	68
September	635	96
October	636	147
November	1,723	1,258
December	1,723	1,769
January	2,105	1,769
February	2,169	1,796
March	3,202	2,416
April	4,037	
May	4,037	
June	4,037	

**QUALITY**

	Contract Quantity	Contract Base Number	Contract *	Region	England
% of all assessments that were assess and fit appliances (rolling 12 month period)	160	316	50.6%	56.0%	56.6%
% of all assessments that were assess and refuse (rolling 12 month period)	108	316	34.2%	12.2%	11.8%
% of all assessments that were assess and review (rolling 12 month period)	48	316	15.2%	31.7%	31.6%
% of terminated courses where treatment was abandoned or discontinued (rolling 12 month period)	7	10	70.0%	7.9%	7.7%
% of completed treatments indicating that PAR score was taken (year to date)	0	3	0.0%	56.1%	58.4%
Rate of removable appliances per 100 fixed appliances - proposed treatment (rolling 12 month period)	8	261	3.07	5.53	5.64
Rate of removable appliances per 100 fixed appliances - completed treatment (rolling 12 month period)	1	4	25.00	4.24	4.81
% of courses of treatment with removable appliances only - proposed treatment (rolling 12 month period)	2	160	1.3%	1.5%	2.0%
% of courses of treatment with removable appliances only - completed treatment (rolling 12 month period)	1	3	33.3%	1.0%	1.5%
% of patients satisfied with the treatment they have received (rolling 12 month period)	3	4	75.0%	96.6%	96.0%

\* Figures in italics indicate that the base number is less than 100.

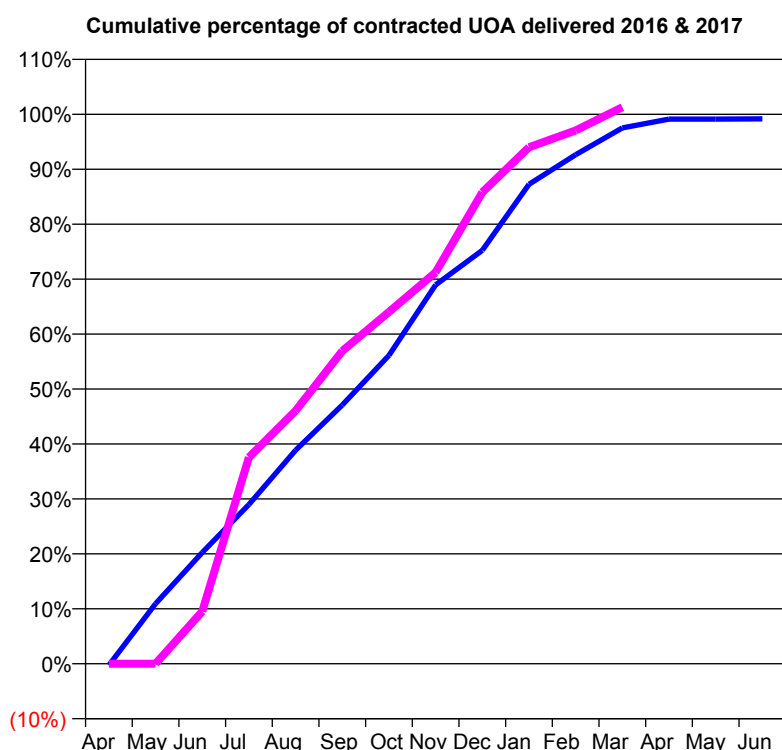
**Q46 - Vital Signs Orthodontic At a Glance Contract Report for 857475/0001 - March 2017**

Name or company name	MS M PATEL
Contract type name	PDS Contract
Purpose of contract	Orthodontic
Contract start date	01/11/2009
Contract end date	31/03/2019

16/17 Contracted general activity (UDA)	0
Carry forward general activity (UDA)	0
16/17 Contracted orthodontic activity (UOA)	7,975
Carry forward orthodontic activity (UOA)	0
Baseline contract value	£477,480.78

**ACCESS**

	Contract	England and Wales
24 month ratio of assessments to patient IDs	1.02	1.09

**ACTIVITY**


Month	Adjusted Scheduled Activity (UOA)	
	2016	2017
April	-19	0
May	765	0
June	1,418	759
July	2,029	2,996
August	2,720	3,672
September	3,297	4,539
October	3,928	5,107
November	4,826	5,681
December	5,267	6,843
January	6,107	7,497
February	6,485	7,740
March	6,827	8,076
April	6,938	
May	6,938	
June	6,941	

**QUALITY**

	Contract Quantity	Contract Base Number	Contract *	Region	England
% of all assessments that were assess and fit appliances (rolling 12 month period)	390	459	85.0%	56.0%	56.6%
% of all assessments that were assess and refuse (rolling 12 month period)	22	459	4.8%	12.2%	11.8%
% of all assessments that were assess and review (rolling 12 month period)	47	459	10.2%	31.7%	31.6%
% of terminated courses where treatment was abandoned or discontinued (rolling 12 month period)	13	329	4.0%	7.9%	7.7%
% of completed treatments indicating that PAR score was taken (year to date)	305	316	96.5%	56.1%	58.4%
Rate of removable appliances per 100 fixed appliances - proposed treatment (rolling 12 month period)	23	746	3.08	5.53	5.64
Rate of removable appliances per 100 fixed appliances - completed treatment (rolling 12 month period)	19	607	3.13	4.24	4.81
% of courses of treatment with removable appliances only - proposed treatment (rolling 12 month period)	7	390	1.8%	1.5%	2.0%
% of courses of treatment with removable appliances only - completed treatment (rolling 12 month period)	4	316	1.3%	1.0%	1.5%
% of patients satisfied with the treatment they have received (rolling 12 month period)	7	7	100.0%	96.6%	96.0%

\* Figures in italics indicate that the base number is less than 100.

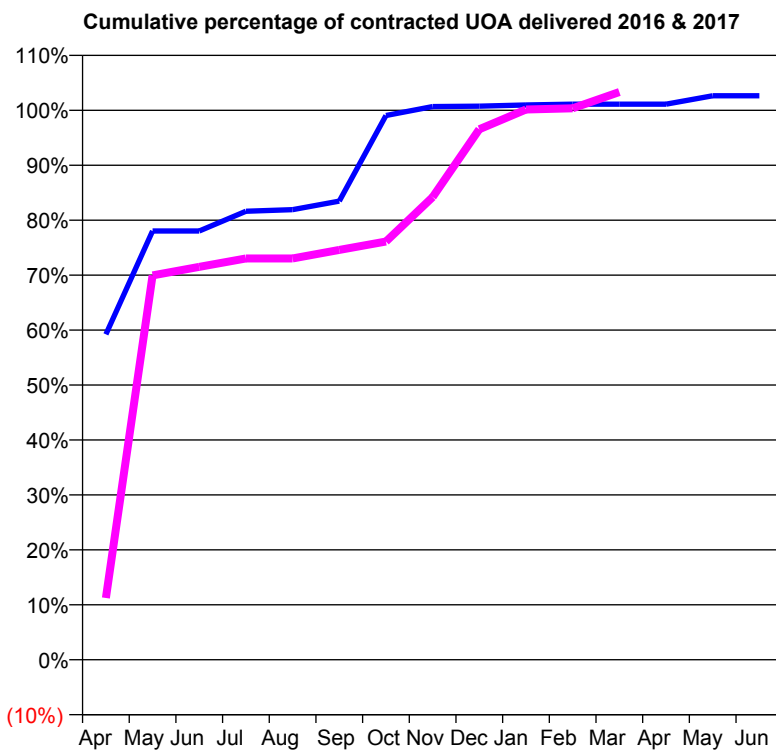
**Q46 - Vital Signs Orthodontic At a Glance Contract Report for 907359/0001 - March 2017**

Name or company name	MR MP GEORGESON
Contract type name	GDS Contract
Purpose of contract	General and Orthodontic
Contract start date	01/04/2006
Contract end date	

16/17 Contracted general activity (UDA)	8,950
Carry forward general activity (UDA)	-41
16/17 Contracted orthodontic activity (UOA)	1,361
Carry forward orthodontic activity (UOA)	-27
Baseline contract value	£294,460.72

**ACCESS**

	Contract	England and Wales
24 month ratio of assessments to patient IDs	1.02	1.09

**ACTIVITY**


Month	Adjusted Scheduled Activity (UOA)	
	2016	2017
April	806	153
May	1,062	952
June	1,062	973
July	1,111	994
August	1,115	994
September	1,136	1,015
October	1,348	1,036
November	1,370	1,146
December	1,371	1,314
January	1,374	1,363
February	1,376	1,366
March	1,376	1,406
April	1,376	
May	1,397	
June	1,397	

**QUALITY**

	Contract Quantity	Contract Base Number	Contract *	Region	England
% of all assessments that were assess and fit appliances (rolling 12 month period)	71	77	92.2%	56.0%	56.6%
% of all assessments that were assess and refuse (rolling 12 month period)	5	77	6.5%	12.2%	11.8%
% of all assessments that were assess and review (rolling 12 month period)	1	77	1.3%	31.7%	31.6%
% of terminated courses where treatment was abandoned or discontinued (rolling 12 month period)	1	73	1.4%	7.9%	7.7%
% of completed treatments indicating that PAR score was taken (year to date)	37	72	51.4%	56.1%	58.4%
Rate of removable appliances per 100 fixed appliances - proposed treatment (rolling 12 month period)	13	140	9.29	5.53	5.64
Rate of removable appliances per 100 fixed appliances - completed treatment (rolling 12 month period)	11	123	8.94	4.24	4.81
% of courses of treatment with removable appliances only - proposed treatment (rolling 12 month period)	1	71	1.4%	1.5%	2.0%
% of courses of treatment with removable appliances only - completed treatment (rolling 12 month period)	3	72	4.2%	1.0%	1.5%
% of patients satisfied with the treatment they have received (rolling 12 month period)	2	2	100.0%	96.6%	96.0%

\* Figures in italics indicate that the base number is less than 100.

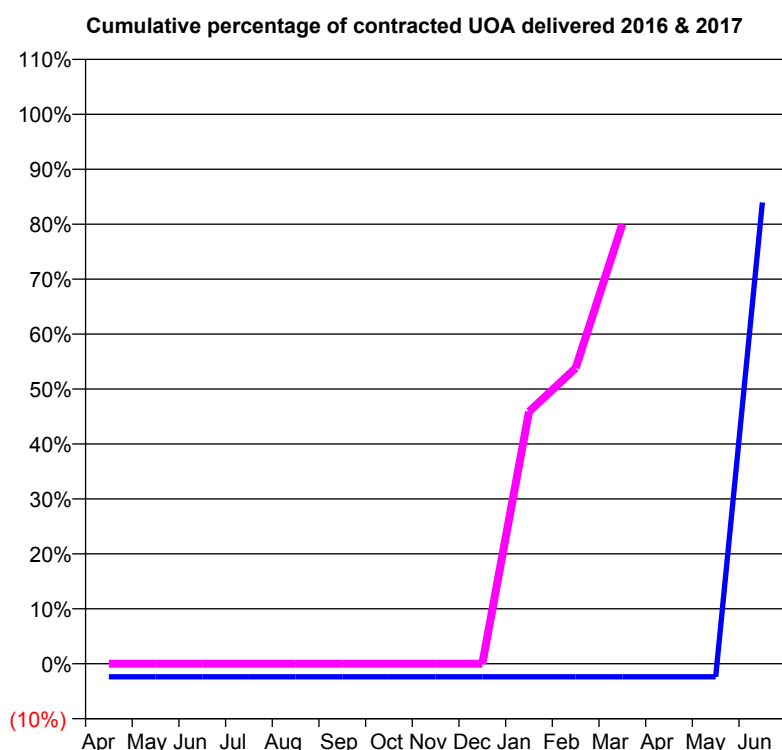
**Q46 - Vital Signs Orthodontic At a Glance Contract Report for 909580/0002 - March 2017**

Name or company name	P&J Noble Dental Practice
Contract type name	GDS Contract
Purpose of contract	General and Orthodontic
Contract start date	01/04/2007
Contract end date	

16/17 Contracted general activity (UDA)	1,141
Carry forward general activity (UDA)	0
16/17 Contracted orthodontic activity (UOA)	340
Carry forward orthodontic activity (UOA)	0
Baseline contract value	£50,258.51

**ACCESS**

	Contract	England and Wales
24 month ratio of assessments to patient IDs	1.04	1.09

**ACTIVITY**


Month	Adjusted Scheduled Activity (UOA)	
	2016	2017
April	-7	0
May	-7	0
June	-7	0
July	-7	0
August	-7	0
September	-7	0
October	-7	0
November	-7	0
December	-7	0
January	-7	156
February	-7	183
March	-7	272
April	-7	
May	-7	
June	246	

**QUALITY**

	Contract Quantity	Contract Base Number	Contract *	Region	England
% of all assessments that were assess and fit appliances (rolling 12 month period)	26	43	60.5%	56.0%	56.6%
% of all assessments that were assess and refuse (rolling 12 month period)	0	43	0.0%	12.2%	11.8%
% of all assessments that were assess and review (rolling 12 month period)	17	43	39.5%	31.7%	31.6%
% of terminated courses where treatment was abandoned or discontinued (rolling 12 month period)	0	0	N/A	7.9%	7.7%
% of completed treatments indicating that PAR score was taken (year to date)	0	0	N/A	56.1%	58.4%
Rate of removable appliances per 100 fixed appliances - proposed treatment (rolling 12 month period)	5	8	62.50	5.53	5.64
Rate of removable appliances per 100 fixed appliances - completed treatment (rolling 12 month period)	0	0	N/A	4.24	4.81
% of courses of treatment with removable appliances only - proposed treatment (rolling 12 month period)	5	26	19.2%	1.5%	2.0%
% of courses of treatment with removable appliances only - completed treatment (rolling 12 month period)	0	0	N/A	1.0%	1.5%
% of patients satisfied with the treatment they have received (rolling 12 month period)	0	0	N/A	96.6%	96.0%

\* Figures in italics indicate that the base number is less than 100.

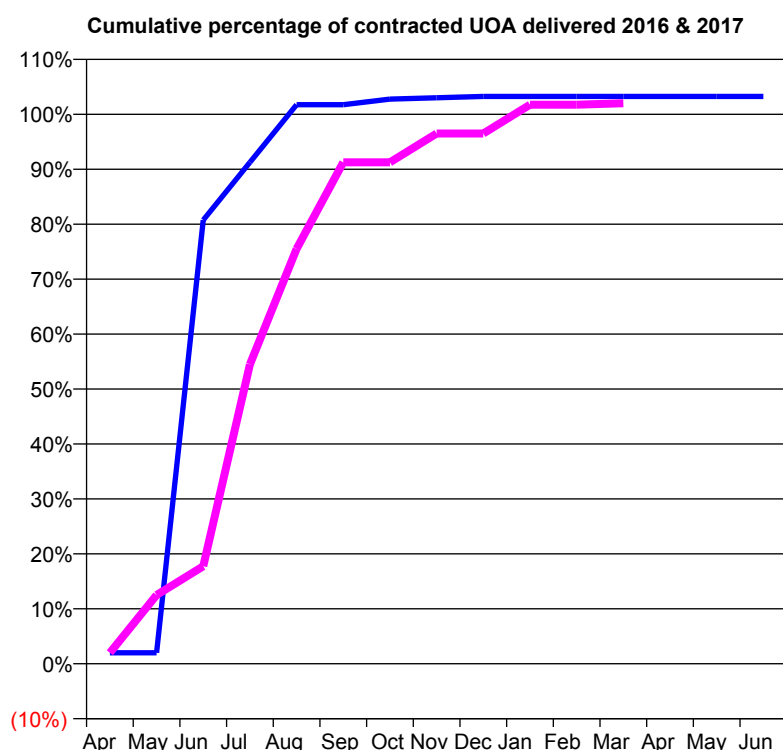
**Q46 - Vital Signs Orthodontic At a Glance Contract Report for 910864/0001 - March 2017**

Name or company name	MR D END
Contract type name	GDS Contract
Purpose of contract	General and Orthodontic
Contract start date	01/04/2006
Contract end date	

16/17 Contracted general activity (UDA)	9,584
Carry forward general activity (UDA)	-150
16/17 Contracted orthodontic activity (UOA)	400
Carry forward orthodontic activity (UOA)	-8
Baseline contract value	£327,006.39

**ACCESS**

	Contract	England and Wales
24 month ratio of assessments to patient IDs	1.02	1.09

**ACTIVITY**


Month	Adjusted Scheduled Activity (UOA)	
	2016	2017
April	8	8
May	8	50
June	323	71
July	365	218
August	407	302
September	407	365
October	411	365
November	412	386
December	413	386
January	413	407
February	413	407
March	413	408
April	413	
May	413	
June	413	

**QUALITY**

	Contract Quantity	Contract Base Number	Contract *	Region	England
% of all assessments that were assess and fit appliances (rolling 12 month period)	19	20	95.0%	56.0%	56.6%
% of all assessments that were assess and refuse (rolling 12 month period)	1	20	5.0%	12.2%	11.8%
% of all assessments that were assess and review (rolling 12 month period)	0	20	0.0%	31.7%	31.6%
% of terminated courses where treatment was abandoned or discontinued (rolling 12 month period)	0	16	0.0%	7.9%	7.7%
% of completed treatments indicating that PAR score was taken (year to date)	16	16	100.0%	56.1%	58.4%
Rate of removable appliances per 100 fixed appliances - proposed treatment (rolling 12 month period)	0	38	0.00	5.53	5.64
Rate of removable appliances per 100 fixed appliances - completed treatment (rolling 12 month period)	0	0	N/A	4.24	4.81
% of courses of treatment with removable appliances only - proposed treatment (rolling 12 month period)	0	19	0.0%	1.5%	2.0%
% of courses of treatment with removable appliances only - completed treatment (rolling 12 month period)	0	16	0.0%	1.0%	1.5%
% of patients satisfied with the treatment they have received (rolling 12 month period)	0	0	N/A	96.6%	96.0%

\* Figures in italics indicate that the base number is less than 100.

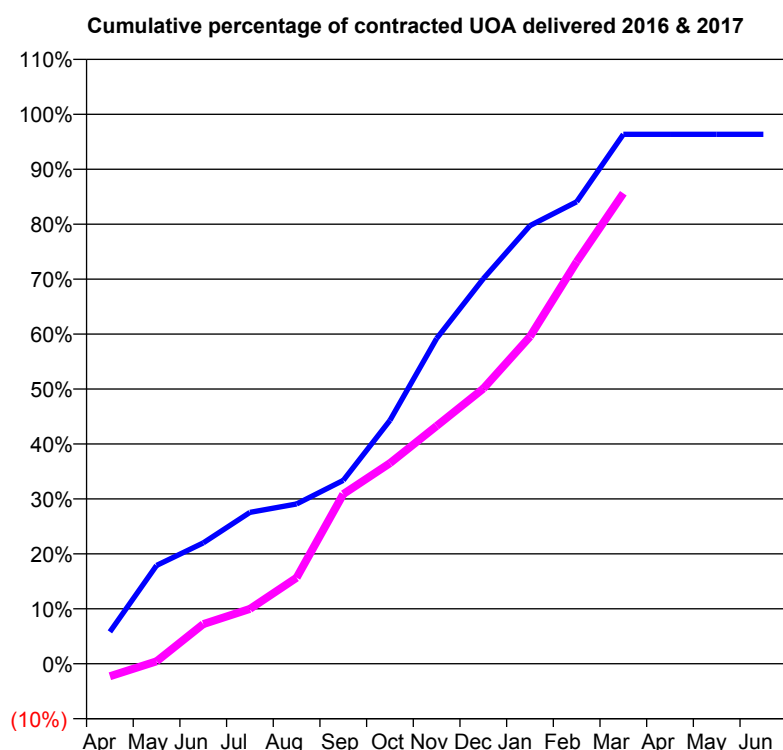
**Q46 - Vital Signs Orthodontic At a Glance Contract Report for 919160/0002 - March 2017**

Name or company name	MR CH HEWITT
Contract type name	GDS Contract
Purpose of contract	General and Orthodontic
Contract start date	01/02/2011
Contract end date	

16/17 Contracted general activity (UDA)	14,632
Carry forward general activity (UDA)	0
16/17 Contracted orthodontic activity (UOA)	1,564
Carry forward orthodontic activity (UOA)	57
Baseline contract value	£462,346.22

**ACCESS**

	Contract	England and Wales
24 month ratio of assessments to patient IDs	1.04	1.09

**ACTIVITY**


Month	Adjusted Scheduled Activity (UOA)	
	2016	2017
April	91	-36
May	280	7
June	344	113
July	431	156
August	455	245
September	522	483
October	693	571
November	926	677
December	1,096	783
January	1,247	931
February	1,315	1,144
March	1,507	1,339
April	1,507	
May	1,507	
June	1,507	

**QUALITY**

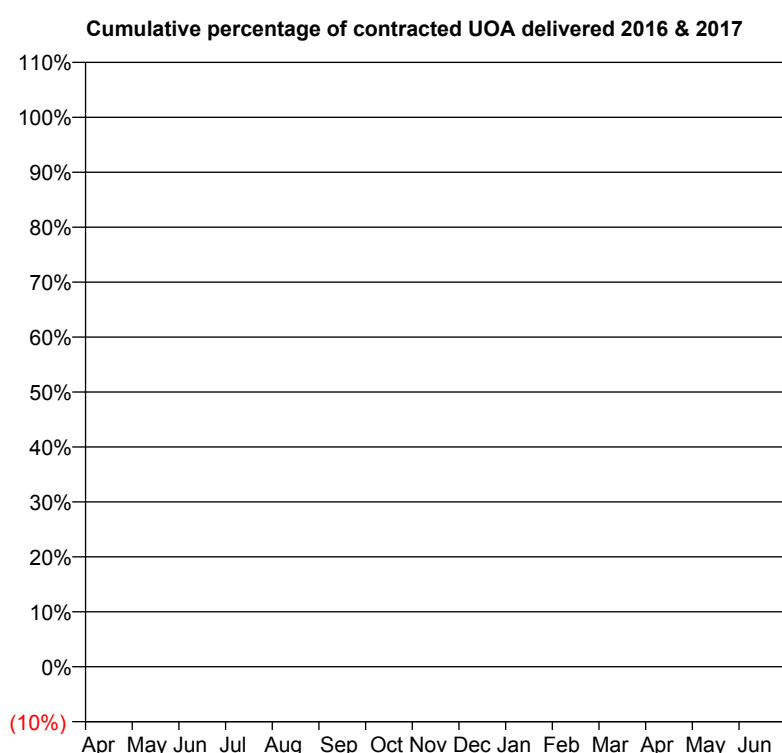
	Contract Quantity	Contract Base Number	Contract *	Region	England
% of all assessments that were assess and fit appliances (rolling 12 month period)	65	97	67.0%	56.0%	56.6%
% of all assessments that were assess and refuse (rolling 12 month period)	12	97	12.4%	12.2%	11.8%
% of all assessments that were assess and review (rolling 12 month period)	20	97	20.6%	31.7%	31.6%
% of terminated courses where treatment was abandoned or discontinued (rolling 12 month period)	3	74	4.1%	7.9%	7.7%
% of completed treatments indicating that PAR score was taken (year to date)	61	70	87.1%	56.1%	58.4%
Rate of removable appliances per 100 fixed appliances - proposed treatment (rolling 12 month period)	11	3	366.67	5.53	5.64
Rate of removable appliances per 100 fixed appliances - completed treatment (rolling 12 month period)	8	131	6.11	4.24	4.81
% of courses of treatment with removable appliances only - proposed treatment (rolling 12 month period)	11	65	16.9%	1.5%	2.0%
% of courses of treatment with removable appliances only - completed treatment (rolling 12 month period)	0	71	0.0%	1.0%	1.5%
% of patients satisfied with the treatment they have received (rolling 12 month period)	4	4	100.0%	96.6%	96.0%

\* Figures in italics indicate that the base number is less than 100.

**Q47 - Vital Signs Orthodontic At a Glance Contract Report for 100264/0000 - March 2017**

Name or company name	Matterson and Partners	16/17 Contracted general activity (UDA)	0
Contract type name	GDS Contract	Carry forward general activity (UDA)	0
Purpose of contract	Orthodontic	16/17 Contracted orthodontic activity (UOA)	0
Contract start date	22/12/2016	Carry forward orthodontic activity (UOA)	0
Contract end date	31/05/2017	Baseline contract value	£0.00

ACCESS	Contract	England and Wales
24 month ratio of assessments to patient IDs	1.13	1.09

**ACTIVITY**


Month	Adjusted Scheduled Activity (UOA)	
	2016	2017
April	0	0
May	0	0
June	0	0
July	0	0
August	0	0
September	0	0
October	0	0
November	0	0
December	0	0
January	0	86
February	0	228
March	0	1,556
April	0	
May	0	
June	0	

**QUALITY**

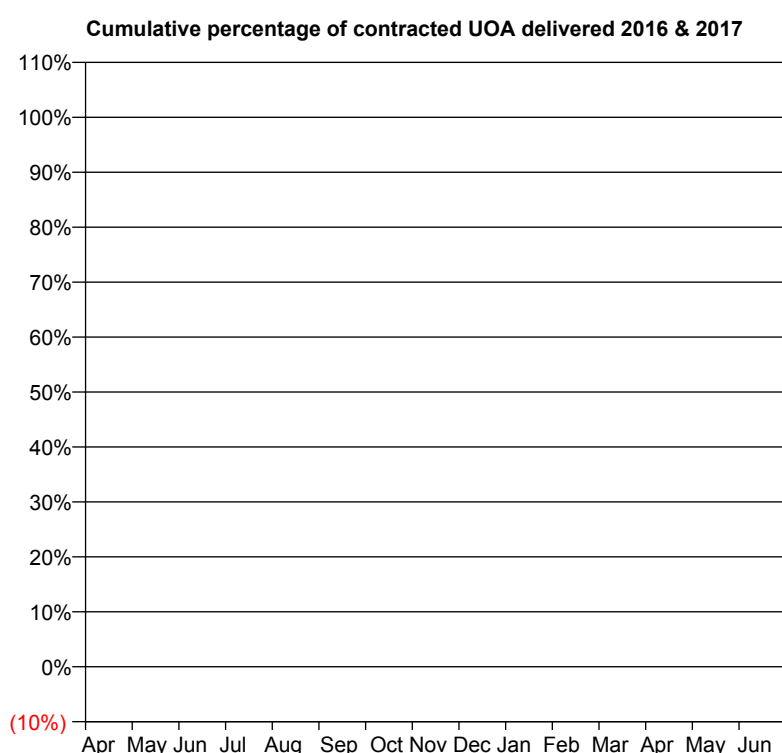
	Contract Quantity	Contract Base Number	Contract *	Region	England
% of all assessments that were assess and fit appliances (rolling 12 month period)	63	332	19.0%	56.0%	56.6%
% of all assessments that were assess and refuse (rolling 12 month period)	4	332	1.2%	12.2%	11.8%
% of all assessments that were assess and review (rolling 12 month period)	265	332	79.8%	31.7%	31.6%
% of terminated courses where treatment was abandoned or discontinued (rolling 12 month period)	1	1	100.0%	7.9%	7.7%
% of completed treatments indicating that PAR score was taken (year to date)	0	0	N/A	56.1%	58.4%
Rate of removable appliances per 100 fixed appliances - proposed treatment (rolling 12 month period)	12	104	11.54	5.53	5.64
Rate of removable appliances per 100 fixed appliances - completed treatment (rolling 12 month period)	0	0	N/A	4.24	4.81
% of courses of treatment with removable appliances only - proposed treatment (rolling 12 month period)	3	63	4.8%	1.5%	2.0%
% of courses of treatment with removable appliances only - completed treatment (rolling 12 month period)	0	0	N/A	1.0%	1.5%
% of patients satisfied with the treatment they have received (rolling 12 month period)	0	0	N/A	96.6%	96.0%

\* Figures in italics indicate that the base number is less than 100.

**Q47 - Vital Signs Orthodontic At a Glance Contract Report for 100265/0000 - March 2017**

Name or company name	Matterson and Partners	16/17 Contracted general activity (UDA)	0
Contract type name	GDS Contract	Carry forward general activity (UDA)	0
Purpose of contract	Orthodontic	16/17 Contracted orthodontic activity (UOA)	0
Contract start date	22/12/2016	Carry forward orthodontic activity (UOA)	0
Contract end date	31/05/2017	Baseline contract value	£0.00

ACCESS	Contract	England and Wales
24 month ratio of assessments to patient IDs	1.08	1.09

**ACTIVITY**


Adjusted Scheduled Activity (UOA)		
Month	2016	2017
April	0	0
May	0	0
June	0	0
July	0	0
August	0	0
September	0	0
October	0	0
November	0	0
December	0	0
January	0	18
February	0	96
March	0	846
April	0	
May	0	
June	0	

**QUALITY**

	Contract Quantity	Contract Base Number	Contract *	Region	England
% of all assessments that were assess and fit appliances (rolling 12 month period)	32	219	14.6%	56.0%	56.6%
% of all assessments that were assess and refuse (rolling 12 month period)	2	219	0.9%	12.2%	11.8%
% of all assessments that were assess and review (rolling 12 month period)	185	219	84.5%	31.7%	31.6%
% of terminated courses where treatment was abandoned or discontinued (rolling 12 month period)	0	0	N/A	7.9%	7.7%
% of completed treatments indicating that PAR score was taken (year to date)	0	0	N/A	56.1%	58.4%
Rate of removable appliances per 100 fixed appliances - proposed treatment (rolling 12 month period)	15	56	26.79	5.53	5.64
Rate of removable appliances per 100 fixed appliances - completed treatment (rolling 12 month period)	0	0	N/A	4.24	4.81
% of courses of treatment with removable appliances only - proposed treatment (rolling 12 month period)	1	32	3.1%	1.5%	2.0%
% of courses of treatment with removable appliances only - completed treatment (rolling 12 month period)	0	0	N/A	1.0%	1.5%
% of patients satisfied with the treatment they have received (rolling 12 month period)	0	0	N/A	96.6%	96.0%

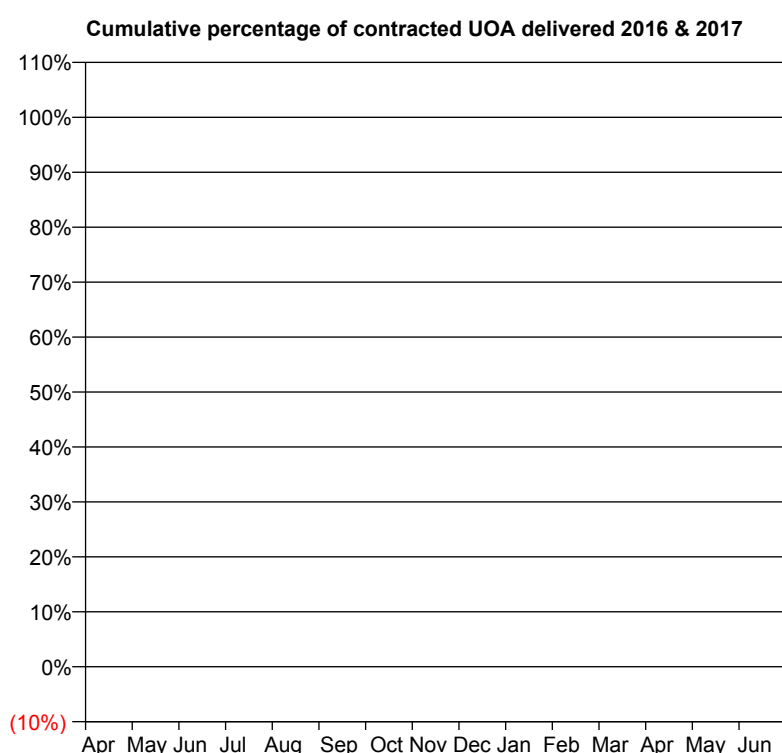
\* Figures in italics indicate that the base number is less than 100.



**Q47 - Vital Signs Orthodontic At a Glance Contract Report for 100269/0000 - March 2017**

Name or company name	Perfectalign at the Beeches	16/17 Contracted general activity (UDA)	0
Contract type name	PDS Contract	Carry forward general activity (UDA)	0
Purpose of contract	Orthodontic	16/17 Contracted orthodontic activity (UOA)	0
Contract start date	21/12/2016	Carry forward orthodontic activity (UOA)	0
Contract end date	31/05/2017	Baseline contract value	£0.00

ACCESS	Contract	England and Wales
24 month ratio of assessments to patient IDs	1.00	1.09

**ACTIVITY**


Adjusted Scheduled Activity (UOA)		
Month	2016	2017
April	0	0
May	0	0
June	0	0
July	0	0
August	0	0
September	0	0
October	0	0
November	0	0
December	0	0
January	0	0
February	0	99
March	0	612
April	0	
May	0	
June	0	

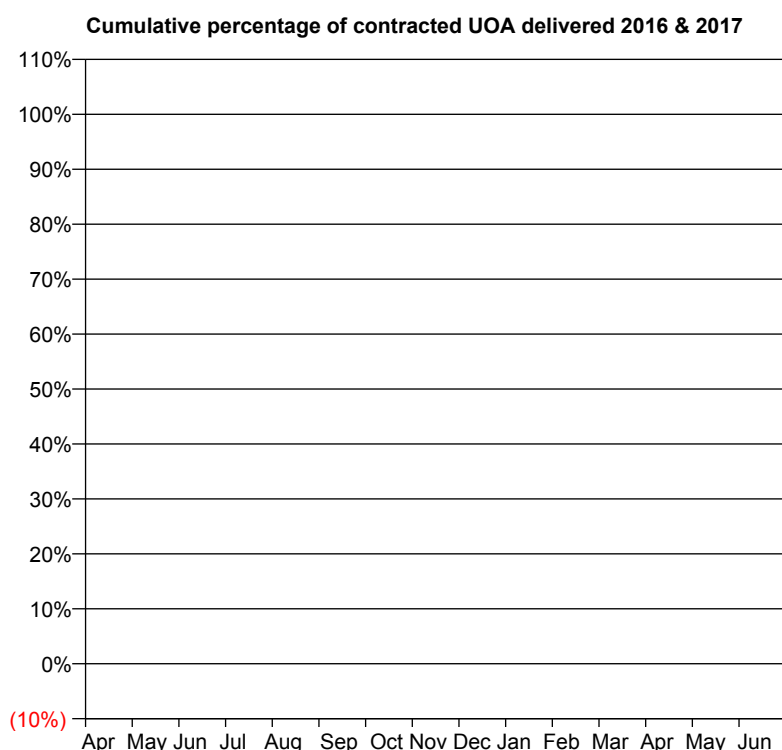
QUALITY	Contract Quantity	Contract Base Number	Contract *	Region	England
% of all assessments that were assess and fit appliances (rolling 12 month period)	0	612	0.0%	56.0%	56.6%
% of all assessments that were assess and refuse (rolling 12 month period)	59	612	9.6%	12.2%	11.8%
% of all assessments that were assess and review (rolling 12 month period)	553	612	90.4%	31.7%	31.6%
% of terminated courses where treatment was abandoned or discontinued (rolling 12 month period)	0	0	N/A	7.9%	7.7%
% of completed treatments indicating that PAR score was taken (year to date)	0	0	N/A	56.1%	58.4%
Rate of removable appliances per 100 fixed appliances - proposed treatment (rolling 12 month period)	0	0	N/A	5.53	5.64
Rate of removable appliances per 100 fixed appliances - completed treatment (rolling 12 month period)	0	0	N/A	4.24	4.81
% of courses of treatment with removable appliances only - proposed treatment (rolling 12 month period)	0	0	N/A	1.5%	2.0%
% of courses of treatment with removable appliances only - completed treatment (rolling 12 month period)	0	0	N/A	1.0%	1.5%
% of patients satisfied with the treatment they have received (rolling 12 month period)	0	0	N/A	96.6%	96.0%

\* Figures in italics indicate that the base number is less than 100.

**Q47 - Vital Signs Orthodontic At a Glance Contract Report for 100270/0000 - March 2017**

Name or company name	Oakland Family Dental Practice	16/17 Contracted general activity (UDA)	0
Contract type name	GDS Contract	Carry forward general activity (UDA)	0
Purpose of contract	Orthodontic	16/17 Contracted orthodontic activity (UOA)	0
Contract start date	22/12/2016	Carry forward orthodontic activity (UOA)	0
Contract end date	31/05/2017	Baseline contract value	£0.00

ACCESS	Contract	England and Wales
24 month ratio of assessments to patient IDs	1.00	1.09

**ACTIVITY**


Month	Adjusted Scheduled Activity (UOA)	
	2016	2017
April	0	0
May	0	0
June	0	0
July	0	0
August	0	0
September	0	0
October	0	0
November	0	0
December	0	0
January	0	0
February	0	55
March	0	232
April	0	
May	0	
June	0	

**QUALITY**

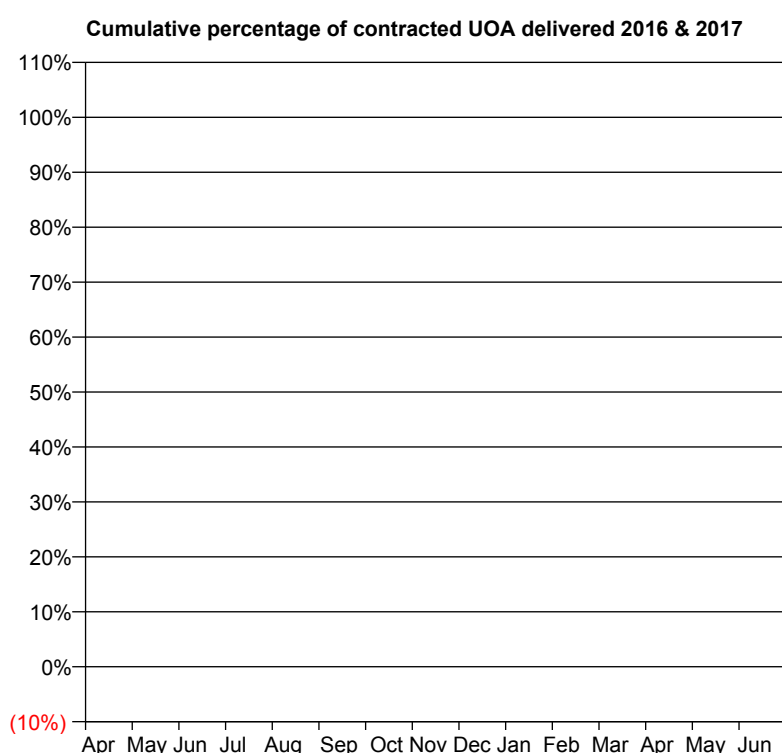
	Contract Quantity	Contract Base Number	Contract *	Region	England
% of all assessments that were assess and fit appliances (rolling 12 month period)	8	72	11.1%	56.0%	56.6%
% of all assessments that were assess and refuse (rolling 12 month period)	8	72	11.1%	12.2%	11.8%
% of all assessments that were assess and review (rolling 12 month period)	56	72	77.8%	31.7%	31.6%
% of terminated courses where treatment was abandoned or discontinued (rolling 12 month period)	0	0	N/A	7.9%	7.7%
% of completed treatments indicating that PAR score was taken (year to date)	0	0	N/A	56.1%	58.4%
Rate of removable appliances per 100 fixed appliances - proposed treatment (rolling 12 month period)	0	16	0.00	5.53	5.64
Rate of removable appliances per 100 fixed appliances - completed treatment (rolling 12 month period)	0	0	N/A	4.24	4.81
% of courses of treatment with removable appliances only - proposed treatment (rolling 12 month period)	0	8	0.0%	1.5%	2.0%
% of courses of treatment with removable appliances only - completed treatment (rolling 12 month period)	0	0	N/A	1.0%	1.5%
% of patients satisfied with the treatment they have received (rolling 12 month period)	0	0	N/A	96.6%	96.0%

\* Figures in italics indicate that the base number is less than 100.

**Q47 - Vital Signs Orthodontic At a Glance Contract Report for 100272/0000 - March 2017**

Name or company name	Dentalign i Ormskirk	16/17 Contracted general activity (UDA)	0
Contract type name	PDS Contract	Carry forward general activity (UDA)	0
Purpose of contract	Orthodontic	16/17 Contracted orthodontic activity (UOA)	0
Contract start date	03/01/2017	Carry forward orthodontic activity (UOA)	0
Contract end date	31/05/2017	Baseline contract value	£0.00

ACCESS	Contract	England and Wales
24 month ratio of assessments to patient IDs	1.00	1.09

**ACTIVITY**


Adjusted Scheduled Activity (UOA)		
Month	2016	2017
April	0	0
May	0	0
June	0	0
July	0	0
August	0	0
September	0	0
October	0	0
November	0	0
December	0	0
January	0	0
February	0	0
March	0	103
April	0	0
May	0	0
June	0	0

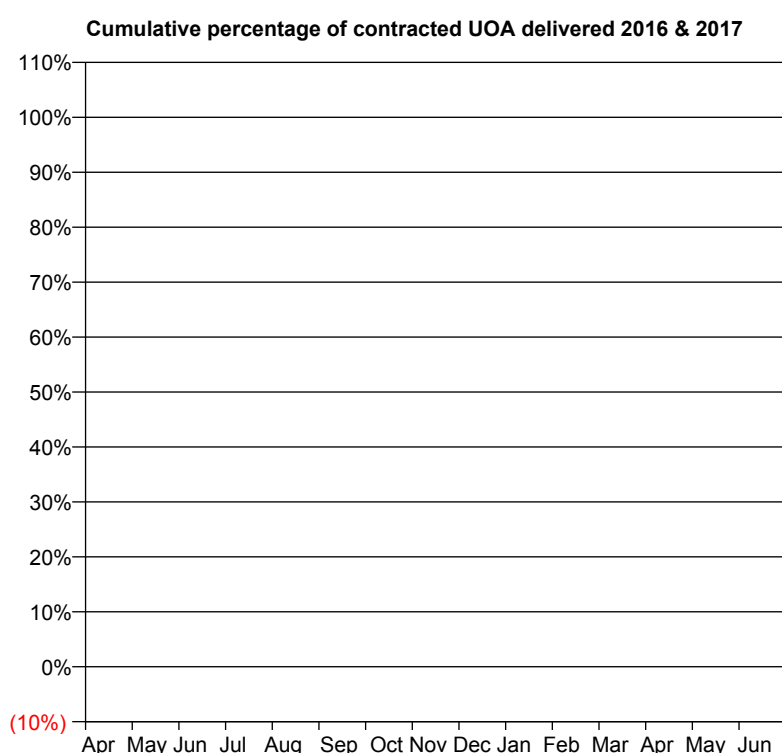
QUALITY	Contract Quantity	Contract Base Number	Contract *	Region	England
% of all assessments that were assess and fit appliances (rolling 12 month period)	0	103	0.0%	56.0%	56.6%
% of all assessments that were assess and refuse (rolling 12 month period)	27	103	26.2%	12.2%	11.8%
% of all assessments that were assess and review (rolling 12 month period)	76	103	73.8%	31.7%	31.6%
% of terminated courses where treatment was abandoned or discontinued (rolling 12 month period)	0	0	N/A	7.9%	7.7%
% of completed treatments indicating that PAR score was taken (year to date)	0	0	N/A	56.1%	58.4%
Rate of removable appliances per 100 fixed appliances - proposed treatment (rolling 12 month period)	0	0	N/A	5.53	5.64
Rate of removable appliances per 100 fixed appliances - completed treatment (rolling 12 month period)	0	0	N/A	4.24	4.81
% of courses of treatment with removable appliances only - proposed treatment (rolling 12 month period)	0	0	N/A	1.5%	2.0%
% of courses of treatment with removable appliances only - completed treatment (rolling 12 month period)	0	0	N/A	1.0%	1.5%
% of patients satisfied with the treatment they have received (rolling 12 month period)	0	0	N/A	96.6%	96.0%

\* Figures in italics indicate that the base number is less than 100.

**Q47 - Vital Signs Orthodontic At a Glance Contract Report for 100273/0000 - March 2017**

Name or company name	Dentalign ĩ Ormskirk	16/17 Contracted general activity (UDA)	0
Contract type name	PDS Contract	Carry forward general activity (UDA)	0
Purpose of contract	Orthodontic	16/17 Contracted orthodontic activity (UOA)	0
Contract start date	22/12/2016	Carry forward orthodontic activity (UOA)	0
Contract end date	31/05/2017	Baseline contract value	£0.00

ACCESS	Contract	England and Wales
24 month ratio of assessments to patient IDs	1.00	1.09

**ACTIVITY**


Month	Adjusted Scheduled Activity (UOA)	
	2016	2017
April	0	0
May	0	0
June	0	0
July	0	0
August	0	0
September	0	0
October	0	0
November	0	0
December	0	0
January	0	0
February	0	231
March	0	591
April	0	
May	0	
June	0	

**QUALITY**

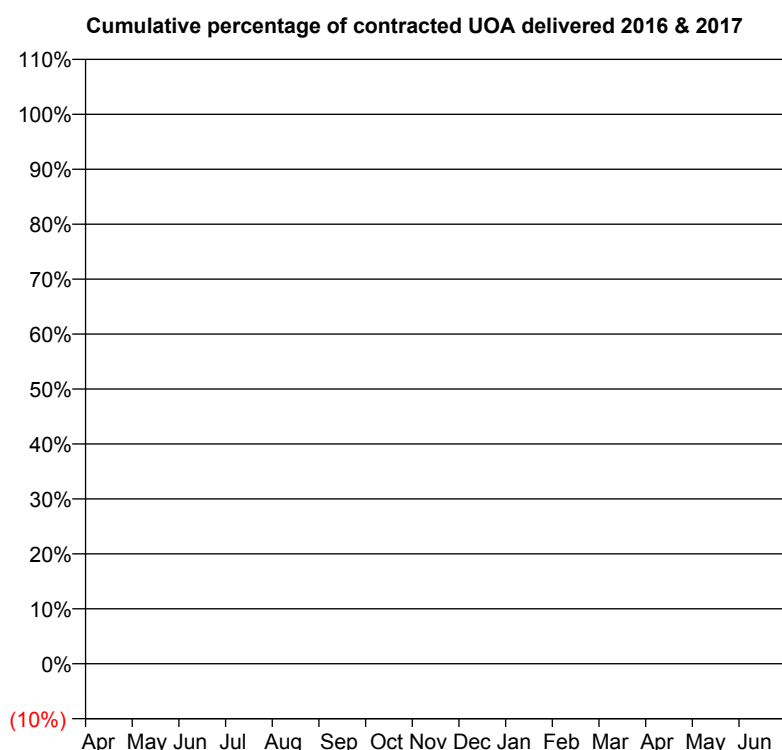
	Contract Quantity	Contract Base Number	Contract *	Region	England
% of all assessments that were assess and fit appliances (rolling 12 month period)	1	571	0.2%	56.0%	56.6%
% of all assessments that were assess and refuse (rolling 12 month period)	52	571	9.1%	12.2%	11.8%
% of all assessments that were assess and review (rolling 12 month period)	518	571	90.7%	31.7%	31.6%
% of terminated courses where treatment was abandoned or discontinued (rolling 12 month period)	0	0	N/A	7.9%	7.7%
% of completed treatments indicating that PAR score was taken (year to date)	0	0	N/A	56.1%	58.4%
Rate of removable appliances per 100 fixed appliances - proposed treatment (rolling 12 month period)	1	2	50.00	5.53	5.64
Rate of removable appliances per 100 fixed appliances - completed treatment (rolling 12 month period)	0	0	N/A	4.24	4.81
% of courses of treatment with removable appliances only - proposed treatment (rolling 12 month period)	0	1	0.0%	1.5%	2.0%
% of courses of treatment with removable appliances only - completed treatment (rolling 12 month period)	0	0	N/A	1.0%	1.5%
% of patients satisfied with the treatment they have received (rolling 12 month period)	0	0	N/A	96.6%	96.0%

\* Figures in italics indicate that the base number is less than 100.

**Q47 - Vital Signs Orthodontic At a Glance Contract Report for 100274/0000 - March 2017**

Name or company name	Dentalign Preston	16/17 Contracted general activity (UDA)	0
Contract type name	PDS Contract	Carry forward general activity (UDA)	0
Purpose of contract	Orthodontic	16/17 Contracted orthodontic activity (UOA)	0
Contract start date	03/01/2017	Carry forward orthodontic activity (UOA)	0
Contract end date	31/05/2017	Baseline contract value	£0.24

ACCESS	Contract	England and Wales
24 month ratio of assessments to patient IDs	1.00	1.09

**ACTIVITY**


Adjusted Scheduled Activity (UOA)		
Month	2016	2017
April	0	0
May	0	0
June	0	0
July	0	0
August	0	0
September	0	0
October	0	0
November	0	0
December	0	0
January	0	0
February	0	0
March	0	134
April	0	
May	0	
June	0	

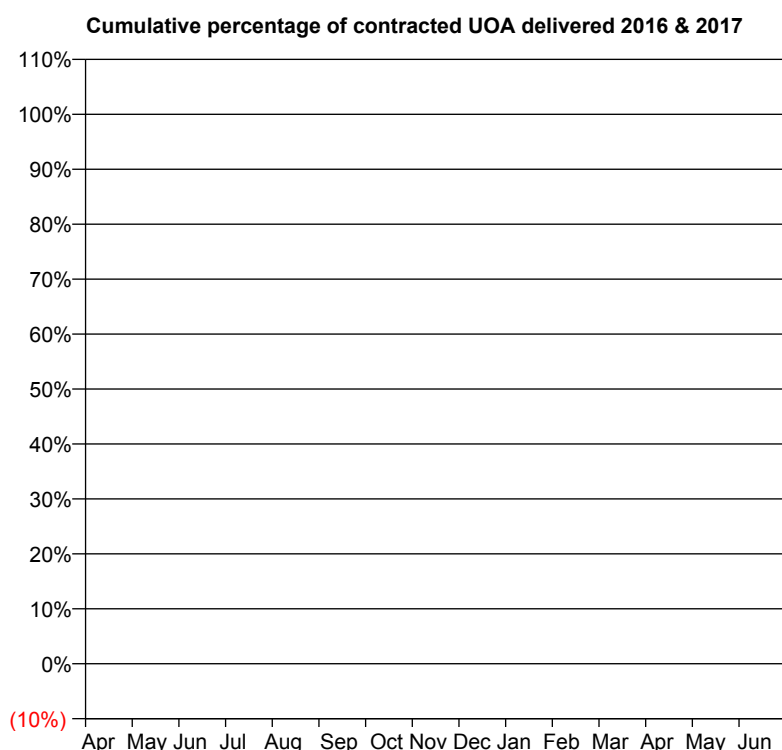
QUALITY	Contract Quantity	Contract Base Number	Contract *	Region	England
% of all assessments that were assess and fit appliances (rolling 12 month period)	0	134	0.0%	56.0%	56.6%
% of all assessments that were assess and refuse (rolling 12 month period)	10	134	7.5%	12.2%	11.8%
% of all assessments that were assess and review (rolling 12 month period)	124	134	92.5%	31.7%	31.6%
% of terminated courses where treatment was abandoned or discontinued (rolling 12 month period)	0	0	N/A	7.9%	7.7%
% of completed treatments indicating that PAR score was taken (year to date)	0	0	N/A	56.1%	58.4%
Rate of removable appliances per 100 fixed appliances - proposed treatment (rolling 12 month period)	0	0	N/A	5.53	5.64
Rate of removable appliances per 100 fixed appliances - completed treatment (rolling 12 month period)	0	0	N/A	4.24	4.81
% of courses of treatment with removable appliances only - proposed treatment (rolling 12 month period)	0	0	N/A	1.5%	2.0%
% of courses of treatment with removable appliances only - completed treatment (rolling 12 month period)	0	0	N/A	1.0%	1.5%
% of patients satisfied with the treatment they have received (rolling 12 month period)	0	0	N/A	96.6%	96.0%

\* Figures in italics indicate that the base number is less than 100.

**Q47 - Vital Signs Orthodontic At a Glance Contract Report for 100280/0000 - March 2017**

Name or company name	ORTHOWORLD 2000 LTD	16/17 Contracted general activity (UDA)	0
Contract type name	PDS Contract	Carry forward general activity (UDA)	0
Purpose of contract	Orthodontic	16/17 Contracted orthodontic activity (UOA)	0
Contract start date	05/01/2017	Carry forward orthodontic activity (UOA)	0
Contract end date	31/05/2017	Baseline contract value	£0.00

ACCESS	Contract	England and Wales
24 month ratio of assessments to patient IDs	1.00	1.09

**ACTIVITY**


Month	Adjusted Scheduled Activity (UOA)	
	2016	2017
April	0	0
May	0	0
June	0	0
July	0	0
August	0	0
September	0	0
October	0	0
November	0	0
December	0	0
January	0	0
February	0	0
March	0	197
April	0	
May	0	
June	0	

**QUALITY**

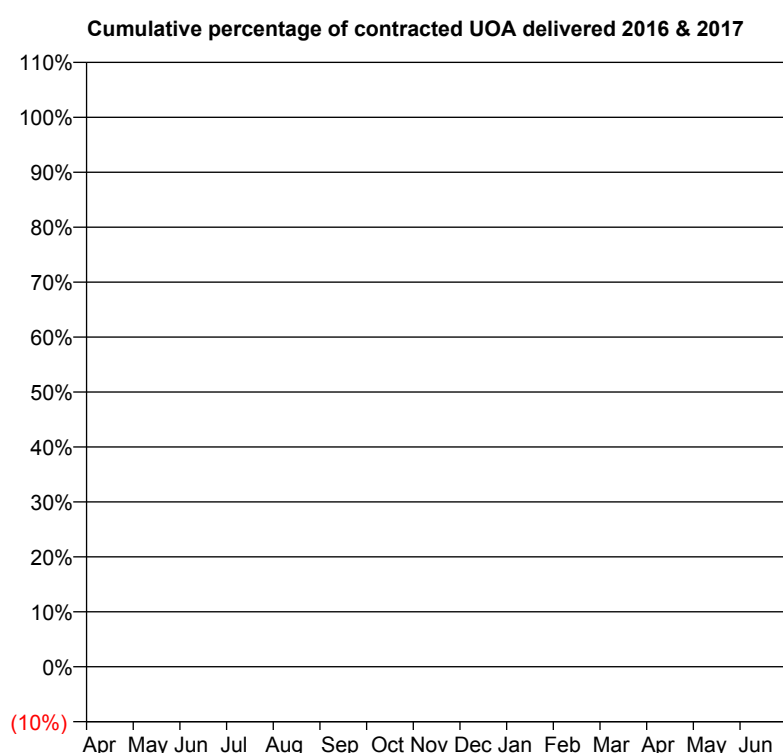
	Contract Quantity	Contract Base Number	Contract *	Region	England
% of all assessments that were assess and fit appliances (rolling 12 month period)	0	197	0.0%	56.0%	56.6%
% of all assessments that were assess and refuse (rolling 12 month period)	47	197	23.9%	12.2%	11.8%
% of all assessments that were assess and review (rolling 12 month period)	150	197	76.1%	31.7%	31.6%
% of terminated courses where treatment was abandoned or discontinued (rolling 12 month period)	0	0	N/A	7.9%	7.7%
% of completed treatments indicating that PAR score was taken (year to date)	0	0	N/A	56.1%	58.4%
Rate of removable appliances per 100 fixed appliances - proposed treatment (rolling 12 month period)	0	0	N/A	5.53	5.64
Rate of removable appliances per 100 fixed appliances - completed treatment (rolling 12 month period)	0	0	N/A	4.24	4.81
% of courses of treatment with removable appliances only - proposed treatment (rolling 12 month period)	0	0	N/A	1.5%	2.0%
% of courses of treatment with removable appliances only - completed treatment (rolling 12 month period)	0	0	N/A	1.0%	1.5%
% of patients satisfied with the treatment they have received (rolling 12 month period)	0	0	N/A	96.6%	96.0%

\* Figures in italics indicate that the base number is less than 100.

**Q47 - Vital Signs Orthodontic At a Glance Contract Report for 100292/0000 - March 2017**

Name or company name	MR SH CARTER	16/17 Contracted general activity (UDA)	0
Contract type name	PDS Contract	Carry forward general activity (UDA)	0
Purpose of contract	Orthodontic	16/17 Contracted orthodontic activity (UOA)	0
Contract start date	03/01/2017	Carry forward orthodontic activity (UOA)	0
Contract end date	31/05/2017	Baseline contract value	£0.00

ACCESS	Contract	England and Wales
24 month ratio of assessments to patient IDs	1.00	1.09

**ACTIVITY**


Month	Adjusted Scheduled Activity (UOA)	
	2016	2017
April	0	0
May	0	0
June	0	0
July	0	0
August	0	0
September	0	0
October	0	0
November	0	0
December	0	0
January	0	0
February	0	3
March	0	254
April	0	
May	0	
June	0	

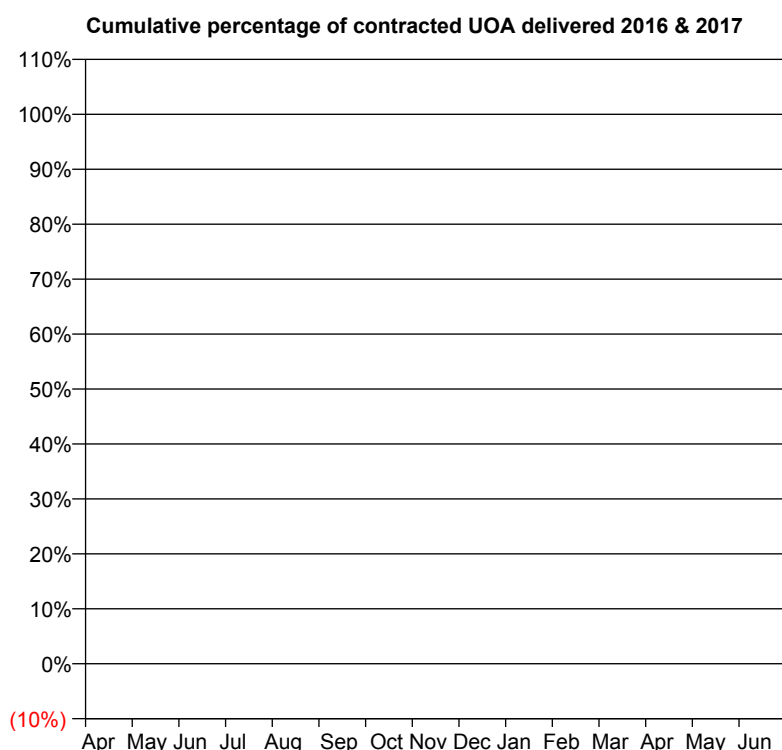
QUALITY	Contract Quantity	Contract Base Number	Contract *	Region	England
% of all assessments that were assess and fit appliances (rolling 12 month period)	0	254	0.0%	56.0%	56.6%
% of all assessments that were assess and refuse (rolling 12 month period)	31	254	12.2%	12.2%	11.8%
% of all assessments that were assess and review (rolling 12 month period)	223	254	87.8%	31.7%	31.6%
% of terminated courses where treatment was abandoned or discontinued (rolling 12 month period)	0	0	N/A	7.9%	7.7%
% of completed treatments indicating that PAR score was taken (year to date)	0	0	N/A	56.1%	58.4%
Rate of removable appliances per 100 fixed appliances - proposed treatment (rolling 12 month period)	0	0	N/A	5.53	5.64
Rate of removable appliances per 100 fixed appliances - completed treatment (rolling 12 month period)	0	0	N/A	4.24	4.81
% of courses of treatment with removable appliances only - proposed treatment (rolling 12 month period)	0	0	N/A	1.5%	2.0%
% of courses of treatment with removable appliances only - completed treatment (rolling 12 month period)	0	0	N/A	1.0%	1.5%
% of patients satisfied with the treatment they have received (rolling 12 month period)	0	0	N/A	96.6%	96.0%

\* Figures in italics indicate that the base number is less than 100.

**Q47 - Vital Signs Orthodontic At a Glance Contract Report for 100299/0000 - March 2017**

Name or company name	MISS DA FOX	16/17 Contracted general activity (UDA)	0
Contract type name	PDS Contract	Carry forward general activity (UDA)	0
Purpose of contract	Orthodontic	16/17 Contracted orthodontic activity (UOA)	0
Contract start date	13/01/2017	Carry forward orthodontic activity (UOA)	0
Contract end date	31/05/2017	Baseline contract value	£0.00

ACCESS	Contract	England and Wales
24 month ratio of assessments to patient IDs	1.01	1.09

**ACTIVITY**


Month	Adjusted Scheduled Activity (UOA)	
	2016	2017
April	0	0
May	0	0
June	0	0
July	0	0
August	0	0
September	0	0
October	0	0
November	0	0
December	0	0
January	0	6
February	0	113
March	0	192
April	0	
May	0	
June	0	

QUALITY	Contract Quantity	Contract Base Number	Contract *	Region	England
% of all assessments that were assess and fit appliances (rolling 12 month period)	0	192	0.0%	56.0%	56.6%
% of all assessments that were assess and refuse (rolling 12 month period)	60	192	31.3%	12.2%	11.8%
% of all assessments that were assess and review (rolling 12 month period)	132	192	68.8%	31.7%	31.6%
% of terminated courses where treatment was abandoned or discontinued (rolling 12 month period)	0	0	<i>N/A</i>	7.9%	7.7%
% of completed treatments indicating that PAR score was taken (year to date)	0	0	<i>N/A</i>	56.1%	58.4%
Rate of removable appliances per 100 fixed appliances - proposed treatment (rolling 12 month period)	0	0	<i>N/A</i>	5.53	5.64
Rate of removable appliances per 100 fixed appliances - completed treatment (rolling 12 month period)	0	0	<i>N/A</i>	4.24	4.81
% of courses of treatment with removable appliances only - proposed treatment (rolling 12 month period)	0	0	<i>N/A</i>	1.5%	2.0%
% of courses of treatment with removable appliances only - completed treatment (rolling 12 month period)	0	0	<i>N/A</i>	1.0%	1.5%
% of patients satisfied with the treatment they have received (rolling 12 month period)	0	0	<i>N/A</i>	96.6%	96.0%

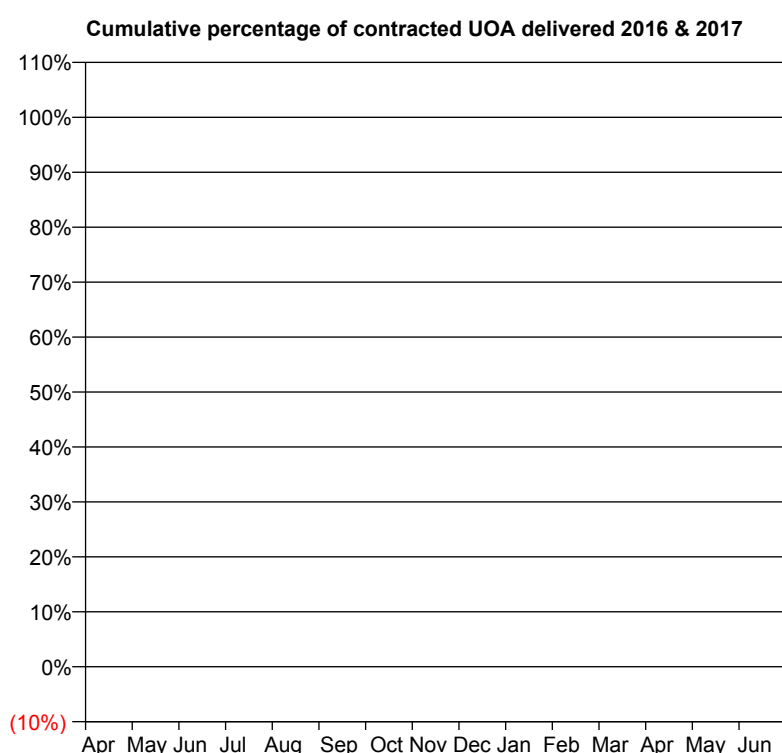
\* Figures in italics indicate that the base number is less than 100.



**Q47 - Vital Signs Orthodontic At a Glance Contract Report for 100300/0000 - March 2017**

Name or company name	Diamond Smiles Dental Centre	16/17 Contracted general activity (UDA)	0
Contract type name	GDS Contract	Carry forward general activity (UDA)	0
Purpose of contract	Orthodontic	16/17 Contracted orthodontic activity (UOA)	0
Contract start date	21/12/2016	Carry forward orthodontic activity (UOA)	0
Contract end date	31/05/2017	Baseline contract value	£0.00

ACCESS	Contract	England and Wales
24 month ratio of assessments to patient IDs	1.00	1.09

**ACTIVITY**


Adjusted Scheduled Activity (UOA)		
Month	2016	2017
April	0	0
May	0	0
June	0	0
July	0	0
August	0	0
September	0	0
October	0	0
November	0	0
December	0	0
January	0	0
February	0	2
March	0	4
April	0	0
May	0	0
June	0	0

**QUALITY**

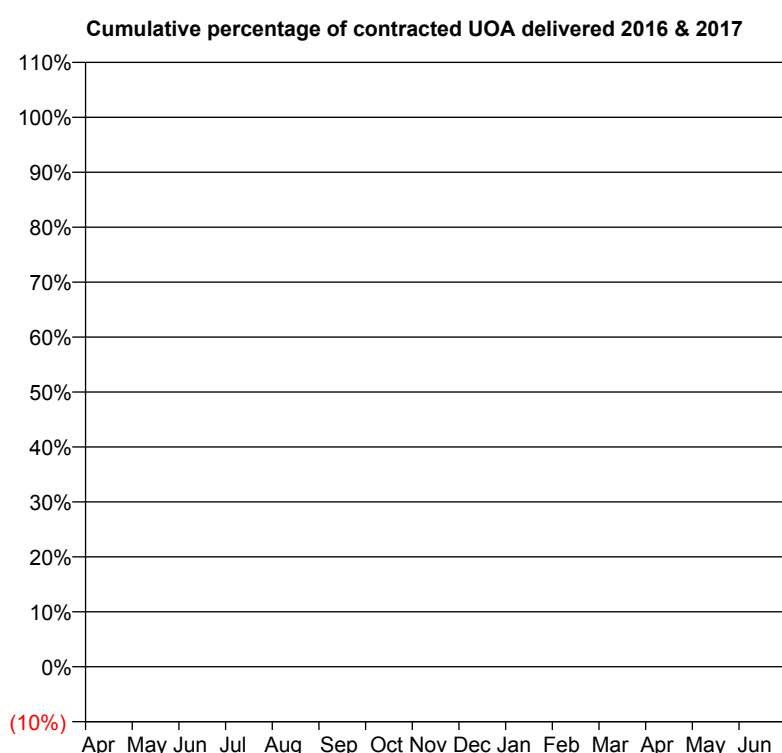
	Contract Quantity	Contract Base Number	Contract *	Region	England
% of all assessments that were assess and fit appliances (rolling 12 month period)	0	4	0.0%	56.0%	56.6%
% of all assessments that were assess and refuse (rolling 12 month period)	3	4	75.0%	12.2%	11.8%
% of all assessments that were assess and review (rolling 12 month period)	1	4	25.0%	31.7%	31.6%
% of terminated courses where treatment was abandoned or discontinued (rolling 12 month period)	0	0	N/A	7.9%	7.7%
% of completed treatments indicating that PAR score was taken (year to date)	0	0	N/A	56.1%	58.4%
Rate of removable appliances per 100 fixed appliances - proposed treatment (rolling 12 month period)	0	0	N/A	5.53	5.64
Rate of removable appliances per 100 fixed appliances - completed treatment (rolling 12 month period)	0	0	N/A	4.24	4.81
% of courses of treatment with removable appliances only - proposed treatment (rolling 12 month period)	0	0	N/A	1.5%	2.0%
% of courses of treatment with removable appliances only - completed treatment (rolling 12 month period)	0	0	N/A	1.0%	1.5%
% of patients satisfied with the treatment they have received (rolling 12 month period)	0	0	N/A	96.6%	96.0%

\* Figures in italics indicate that the base number is less than 100.

**Q47 - Vital Signs Orthodontic At a Glance Contract Report for 100301/0000 - March 2017**

Name or company name	Orthoworld 2000 Limited	16/17 Contracted general activity (UDA)	0
Contract type name	PDS Contract	Carry forward general activity (UDA)	0
Purpose of contract	Orthodontic	16/17 Contracted orthodontic activity (UOA)	0
Contract start date	13/01/2017	Carry forward orthodontic activity (UOA)	0
Contract end date	31/05/2017	Baseline contract value	£0.00

ACCESS	Contract	England and Wales
24 month ratio of assessments to patient IDs	1.00	1.09

**ACTIVITY**


Month	Adjusted Scheduled Activity (UOA)	
	2016	2017
April	0	0
May	0	0
June	0	0
July	0	0
August	0	0
September	0	0
October	0	0
November	0	0
December	0	0
January	0	0
February	0	26
March	0	92
April	0	
May	0	
June	0	

**QUALITY**

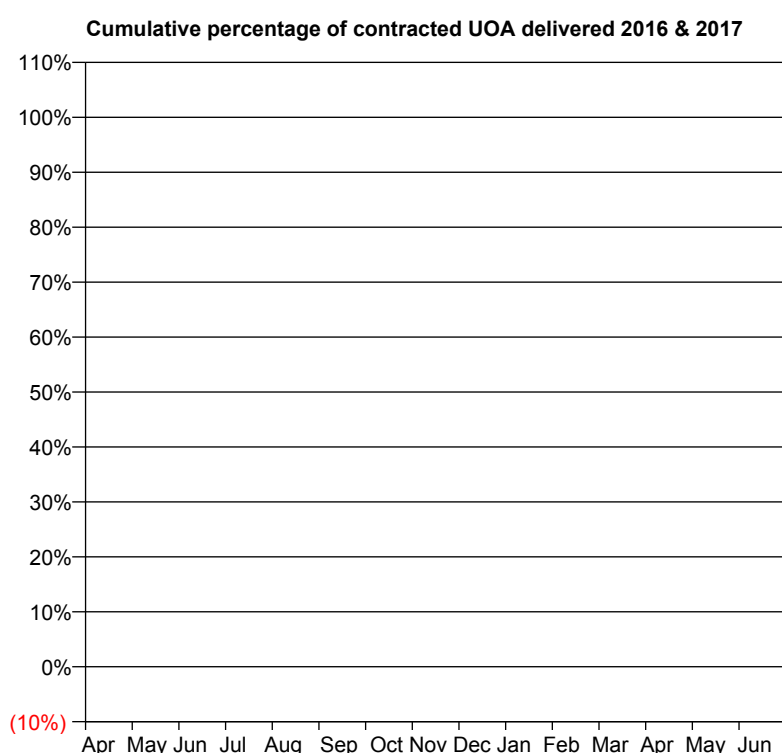
	Contract Quantity	Contract Base Number	Contract *	Region	England
% of all assessments that were assess and fit appliances (rolling 12 month period)	0	92	0.0%	56.0%	56.6%
% of all assessments that were assess and refuse (rolling 12 month period)	9	92	9.8%	12.2%	11.8%
% of all assessments that were assess and review (rolling 12 month period)	83	92	90.2%	31.7%	31.6%
% of terminated courses where treatment was abandoned or discontinued (rolling 12 month period)	0	0	N/A	7.9%	7.7%
% of completed treatments indicating that PAR score was taken (year to date)	0	0	N/A	56.1%	58.4%
Rate of removable appliances per 100 fixed appliances - proposed treatment (rolling 12 month period)	0	0	N/A	5.53	5.64
Rate of removable appliances per 100 fixed appliances - completed treatment (rolling 12 month period)	0	0	N/A	4.24	4.81
% of courses of treatment with removable appliances only - proposed treatment (rolling 12 month period)	0	0	N/A	1.5%	2.0%
% of courses of treatment with removable appliances only - completed treatment (rolling 12 month period)	0	0	N/A	1.0%	1.5%
% of patients satisfied with the treatment they have received (rolling 12 month period)	0	0	N/A	96.6%	96.0%

\* Figures in italics indicate that the base number is less than 100.

**Q47 - Vital Signs Orthodontic At a Glance Contract Report for 101281/0014 - March 2017**

Name or company name	OASIS DENTAL CARE LTD	16/17 Contracted general activity (UDA)	23,097
Contract type name	Pilot Contract	Carry forward general activity (UDA)	0
Purpose of contract	General	16/17 Contracted orthodontic activity (UOA)	0
Contract start date	01/04/2006	Carry forward orthodontic activity (UOA)	0
Contract end date		Baseline contract value	£677,974.58

ACCESS	Contract	England and Wales
24 month ratio of assessments to patient IDs	1.00	1.09

**ACTIVITY**


Month	Adjusted Scheduled Activity (UOA)	
	2016	2017
April	0	0
May	0	0
June	0	0
July	0	1
August	0	1
September	0	1
October	0	1
November	0	1
December	0	1
January	0	1
February	0	1
March	0	1
April	0	
May	0	
June	0	

**QUALITY**

	Contract Quantity	Contract Base Number	Contract *	Region	England
% of all assessments that were assess and fit appliances (rolling 12 month period)	0	1	0.0%	56.0%	56.6%
% of all assessments that were assess and refuse (rolling 12 month period)	0	1	0.0%	12.2%	11.8%
% of all assessments that were assess and review (rolling 12 month period)	1	1	100.0%	31.7%	31.6%
% of terminated courses where treatment was abandoned or discontinued (rolling 12 month period)	0	0	N/A	7.9%	7.7%
% of completed treatments indicating that PAR score was taken (year to date)	0	0	N/A	56.1%	58.4%
Rate of removable appliances per 100 fixed appliances - proposed treatment (rolling 12 month period)	0	0	N/A	5.53	5.64
Rate of removable appliances per 100 fixed appliances - completed treatment (rolling 12 month period)	0	0	N/A	4.24	4.81
% of courses of treatment with removable appliances only - proposed treatment (rolling 12 month period)	0	0	N/A	1.5%	2.0%
% of courses of treatment with removable appliances only - completed treatment (rolling 12 month period)	0	0	N/A	1.0%	1.5%
% of patients satisfied with the treatment they have received (rolling 12 month period)	0	0	N/A	96.6%	96.0%

\* Figures in italics indicate that the base number is less than 100.

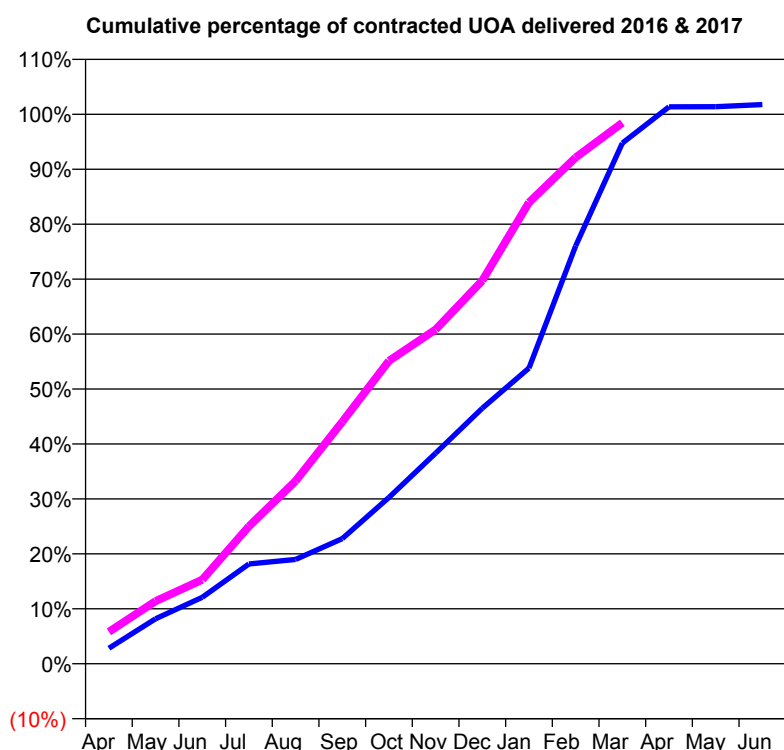
**Q47 - Vital Signs Orthodontic At a Glance Contract Report for 104604/0001 - March 2017**

Name or company name	Orthoworld 2000 Limited
Contract type name	PDS Contract
Purpose of contract	Orthodontic
Contract start date	01/04/2012
Contract end date	31/03/2018

16/17 Contracted general activity (UDA)	0
Carry forward general activity (UDA)	0
16/17 Contracted orthodontic activity (UOA)	10,861
Carry forward orthodontic activity (UOA)	-192
Baseline contract value	£731,403.21

**ACCESS**

	Contract	England and Wales
24 month ratio of assessments to patient IDs	1.16	1.09

**ACTIVITY**


Month	Adjusted Scheduled Activity (UOA)	
	2016	2017
April	306	632
May	889	1,237
June	1,314	1,661
July	1,974	2,715
August	2,063	3,611
September	2,473	4,783
October	3,287	5,986
November	4,164	6,606
December	5,052	7,573
January	5,845	9,118
February	8,259	10,006
March	10,290	10,691
April	11,009	
May	11,011	
June	11,053	

**QUALITY**

	Contract Quantity	Contract Base Number	Contract *	Region	England
% of all assessments that were assess and fit appliances (rolling 12 month period)	524	867	60.4%	56.0%	56.6%
% of all assessments that were assess and refuse (rolling 12 month period)	61	867	7.0%	12.2%	11.8%
% of all assessments that were assess and review (rolling 12 month period)	282	867	32.5%	31.7%	31.6%
% of terminated courses where treatment was abandoned or discontinued (rolling 12 month period)	78	387	20.2%	7.9%	7.7%
% of completed treatments indicating that PAR score was taken (year to date)	98	309	31.7%	56.1%	58.4%
Rate of removable appliances per 100 fixed appliances - proposed treatment (rolling 12 month period)	49	1,014	4.83	5.53	5.64
Rate of removable appliances per 100 fixed appliances - completed treatment (rolling 12 month period)	25	602	4.15	4.24	4.81
% of courses of treatment with removable appliances only - proposed treatment (rolling 12 month period)	9	524	1.7%	1.5%	2.0%
% of courses of treatment with removable appliances only - completed treatment (rolling 12 month period)	2	309	0.6%	1.0%	1.5%
% of patients satisfied with the treatment they have received (rolling 12 month period)	36	37	97.3%	96.6%	96.0%

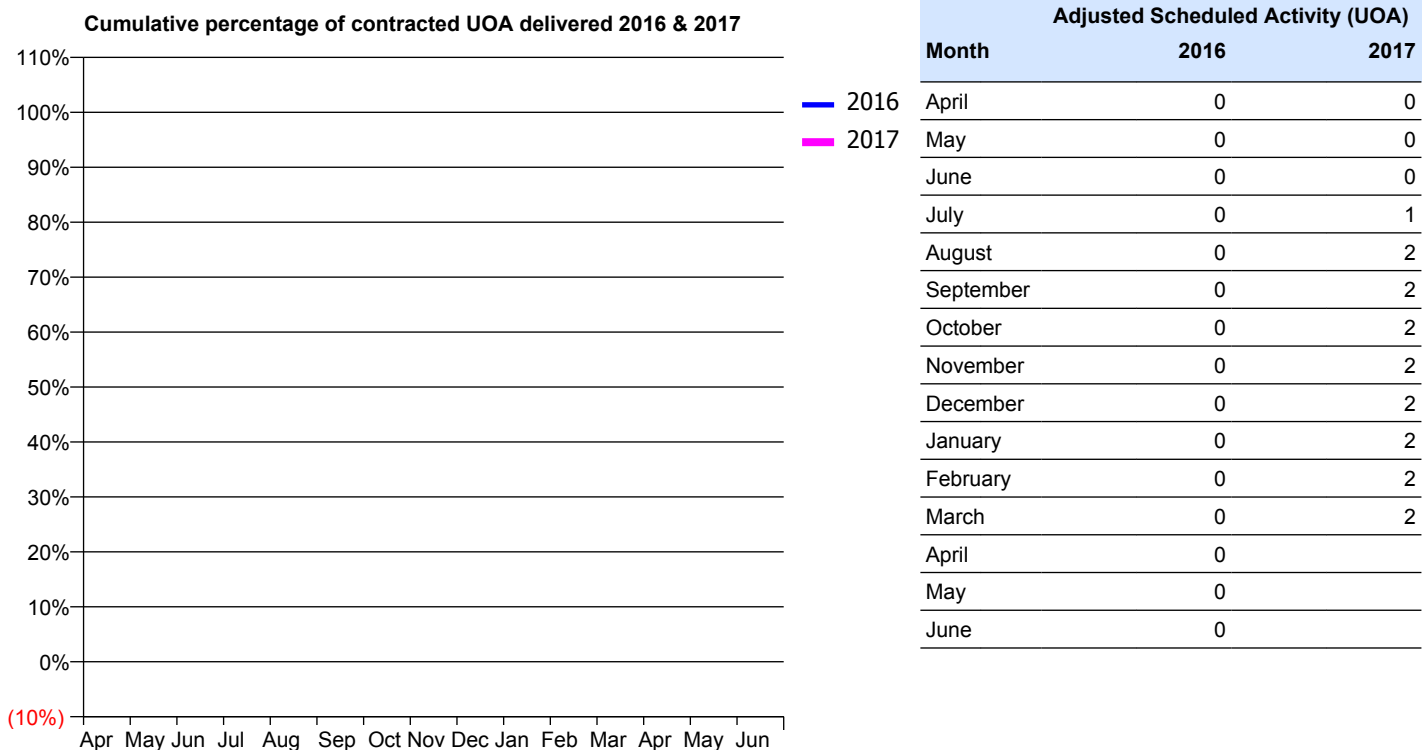
\* Figures in italics indicate that the base number is less than 100.

**Q47 - Vital Signs Orthodontic At a Glance Contract Report for 108006/0001 - March 2017**

Name or company name	Redbridge Associates Ltd	16/17 Contracted general activity (UDA)	26,020
Contract type name	GDS Contract	Carry forward general activity (UDA)	-768
Purpose of contract	General	16/17 Contracted orthodontic activity (UOA)	0
Contract start date	06/09/2010	Carry forward orthodontic activity (UOA)	0
Contract end date		Baseline contract value	£633,785.79

**ACCESS**

	Contract	England and Wales
24 month ratio of assessments to patient IDs	1.00	1.09

**ACTIVITY**

**QUALITY**

	Contract Quantity	Contract Base Number	Contract *	Region	England
% of all assessments that were assess and fit appliances (rolling 12 month period)	0	2	0.0%	56.0%	56.6%
% of all assessments that were assess and refuse (rolling 12 month period)	0	2	0.0%	12.2%	11.8%
% of all assessments that were assess and review (rolling 12 month period)	2	2	100.0%	31.7%	31.6%
% of terminated courses where treatment was abandoned or discontinued (rolling 12 month period)	0	1	0.0%	7.9%	7.7%
% of completed treatments indicating that PAR score was taken (year to date)	0	1	0.0%	56.1%	58.4%
Rate of removable appliances per 100 fixed appliances - proposed treatment (rolling 12 month period)	0	0	N/A	5.53	5.64
Rate of removable appliances per 100 fixed appliances - completed treatment (rolling 12 month period)	0	0	N/A	4.24	4.81
% of courses of treatment with removable appliances only - proposed treatment (rolling 12 month period)	0	0	N/A	1.5%	2.0%
% of courses of treatment with removable appliances only - completed treatment (rolling 12 month period)	0	1	0.0%	1.0%	1.5%
% of patients satisfied with the treatment they have received (rolling 12 month period)	0	0	N/A	96.6%	96.0%

\* Figures in italics indicate that the base number is less than 100.

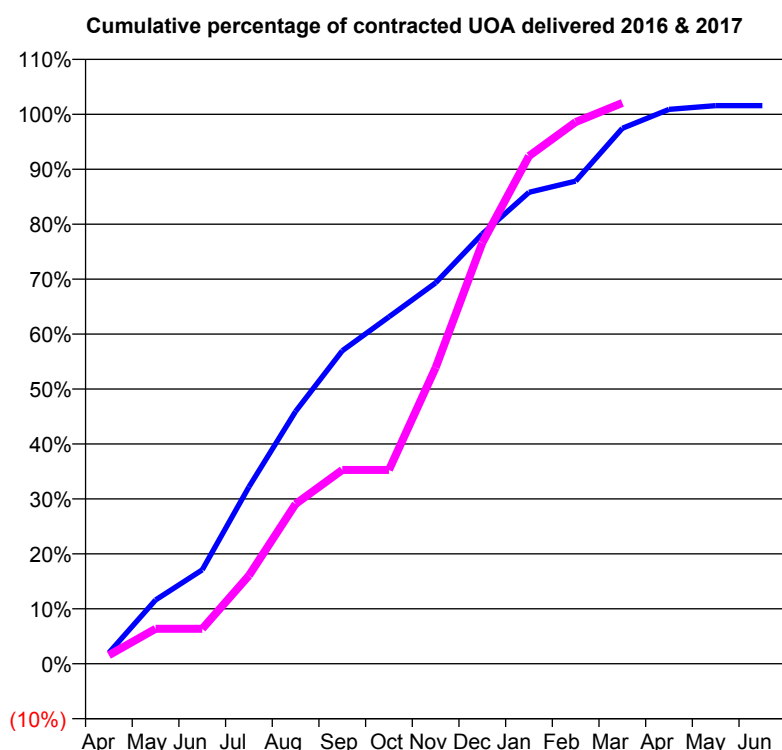
**Q47 - Vital Signs Orthodontic At a Glance Contract Report for 114642/0001 - March 2017**

Name or company name	Preston Orthodontics Ltd
Contract type name	PDS Contract
Purpose of contract	Orthodontic
Contract start date	01/04/2011
Contract end date	31/03/2018

16/17 Contracted general activity (UDA)	0
Carry forward general activity (UDA)	0
16/17 Contracted orthodontic activity (UOA)	3,060
Carry forward orthodontic activity (UOA)	-48
Baseline contract value	£204,076.48

**ACCESS**

	Contract	England and Wales
24 month ratio of assessments to patient IDs	1.00	1.09

**ACTIVITY**


Month	Adjusted Scheduled Activity (UOA)	
	2016	2017
April	61	48
May	355	195
June	523	195
July	985	491
August	1,405	890
September	1,743	1,079
October	1,932	1,079
November	2,121	1,649
December	2,394	2,344
January	2,625	2,827
February	2,688	3,017
March	2,982	3,123
April	3,087	
May	3,108	
June	3,108	

**QUALITY**

	Contract Quantity	Contract Base Number	Contract *	Region	England
% of all assessments that were assess and fit appliances (rolling 12 month period)	153	161	95.0%	56.0%	56.6%
% of all assessments that were assess and refuse (rolling 12 month period)	4	161	2.5%	12.2%	11.8%
% of all assessments that were assess and review (rolling 12 month period)	4	161	2.5%	31.7%	31.6%
% of terminated courses where treatment was abandoned or discontinued (rolling 12 month period)	0	107	0.0%	7.9%	7.7%
% of completed treatments indicating that PAR score was taken (year to date)	74	107	69.2%	56.1%	58.4%
Rate of removable appliances per 100 fixed appliances - proposed treatment (rolling 12 month period)	47	306	15.36	5.53	5.64
Rate of removable appliances per 100 fixed appliances - completed treatment (rolling 12 month period)	7	209	3.35	4.24	4.81
% of courses of treatment with removable appliances only - proposed treatment (rolling 12 month period)	0	153	0.0%	1.5%	2.0%
% of courses of treatment with removable appliances only - completed treatment (rolling 12 month period)	1	107	0.9%	1.0%	1.5%
% of patients satisfied with the treatment they have received (rolling 12 month period)	16	16	100.0%	96.6%	96.0%

\* Figures in italics indicate that the base number is less than 100.

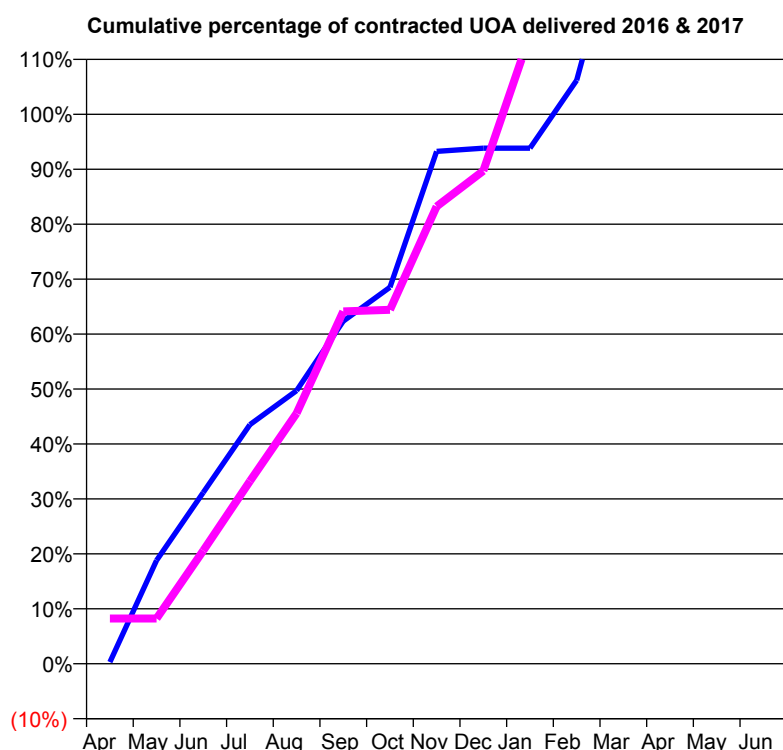
**Q47 - Vital Signs Orthodontic At a Glance Contract Report for 123188/0001 - March 2017**

Name or company name	Cramond House Dental Practice
Contract type name	GDS Contract
Purpose of contract	General and Orthodontic
Contract start date	01/04/2011
Contract end date	

16/17 Contracted general activity (UDA)	1,820
Carry forward general activity (UDA)	0
16/17 Contracted orthodontic activity (UOA)	340
Carry forward orthodontic activity (UOA)	-7
Baseline contract value	£62,899.68

**ACCESS**

	Contract	England and Wales
24 month ratio of assessments to patient IDs	1.04	1.09

**ACTIVITY**


Month	Adjusted Scheduled Activity (UOA)	
	2016	2017
April	1	28
May	64	28
June	106	70
July	148	113
August	169	155
September	212	218
October	233	219
November	317	283
December	319	305
January	319	389
February	361	410
March	466	410
April	466	
May	466	
June	466	

**QUALITY**

	Contract Quantity	Contract Base Number	Contract *	Region	England
% of all assessments that were assess and fit appliances (rolling 12 month period)	19	23	82.6%	56.0%	56.6%
% of all assessments that were assess and refuse (rolling 12 month period)	0	23	0.0%	12.2%	11.8%
% of all assessments that were assess and review (rolling 12 month period)	4	23	17.4%	31.7%	31.6%
% of terminated courses where treatment was abandoned or discontinued (rolling 12 month period)	0	21	0.0%	7.9%	7.7%
% of completed treatments indicating that PAR score was taken (year to date)	21	21	100.0%	56.1%	58.4%
Rate of removable appliances per 100 fixed appliances - proposed treatment (rolling 12 month period)	0	0	N/A	5.53	5.64
Rate of removable appliances per 100 fixed appliances - completed treatment (rolling 12 month period)	0	34	0.00	4.24	4.81
% of courses of treatment with removable appliances only - proposed treatment (rolling 12 month period)	0	19	0.0%	1.5%	2.0%
% of courses of treatment with removable appliances only - completed treatment (rolling 12 month period)	0	21	0.0%	1.0%	1.5%
% of patients satisfied with the treatment they have received (rolling 12 month period)	0	0	N/A	96.6%	96.0%

\* Figures in italics indicate that the base number is less than 100.

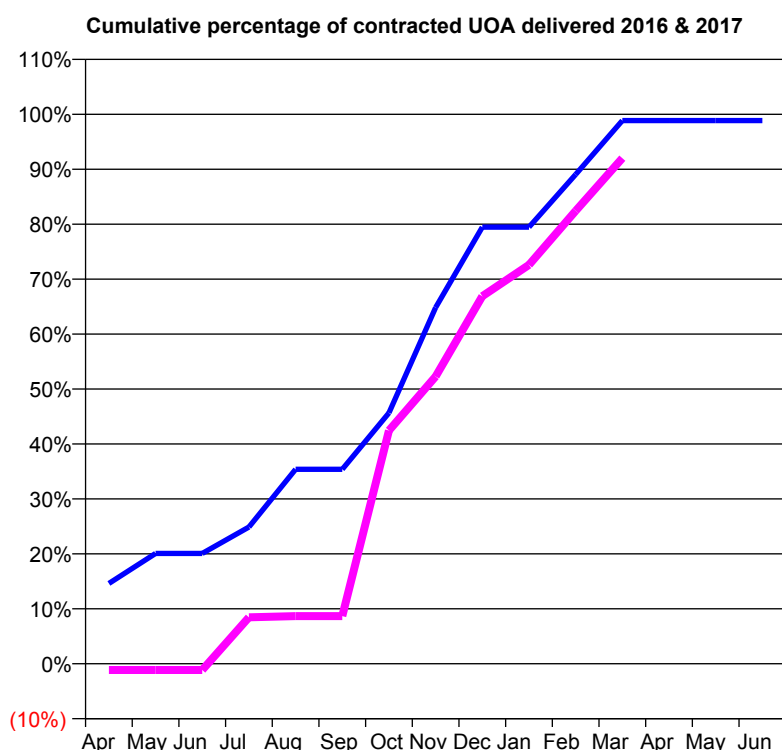
**Q47 - Vital Signs Orthodontic At a Glance Contract Report for 126691/0001 - March 2017**

Name or company name	Diamond Smiles Dental Centre
Contract type name	GDS Contract
Purpose of contract	General and Orthodontic
Contract start date	01/07/2009
Contract end date	

16/17 Contracted general activity (UDA)	3,299
Carry forward general activity (UDA)	97
16/17 Contracted orthodontic activity (UOA)	438
Carry forward orthodontic activity (UOA)	5
Baseline contract value	£104,984.15

**ACCESS**

	Contract	England and Wales
24 month ratio of assessments to patient IDs	1.02	1.09

**ACTIVITY**


Month	Adjusted Scheduled Activity (UOA)	
	2016	2017
April	64	-5
May	88	-5
June	88	-5
July	109	37
August	155	38
September	155	38
October	200	186
November	284	229
December	348	293
January	348	318
February	390	361
March	433	403
April	433	
May	433	
June	433	

**QUALITY**

	Contract Quantity	Contract Base Number	Contract *	Region	England
% of all assessments that were assess and fit appliances (rolling 12 month period)	20	25	80.0%	56.0%	56.6%
% of all assessments that were assess and refuse (rolling 12 month period)	5	25	20.0%	12.2%	11.8%
% of all assessments that were assess and review (rolling 12 month period)	0	25	0.0%	31.7%	31.6%
% of terminated courses where treatment was abandoned or discontinued (rolling 12 month period)	2	8	25.0%	7.9%	7.7%
% of completed treatments indicating that PAR score was taken (year to date)	6	6	100.0%	56.1%	58.4%
Rate of removable appliances per 100 fixed appliances - proposed treatment (rolling 12 month period)	2	24	8.33	5.53	5.64
Rate of removable appliances per 100 fixed appliances - completed treatment (rolling 12 month period)	0	0	N/A	4.24	4.81
% of courses of treatment with removable appliances only - proposed treatment (rolling 12 month period)	1	20	5.0%	1.5%	2.0%
% of courses of treatment with removable appliances only - completed treatment (rolling 12 month period)	0	6	0.0%	1.0%	1.5%
% of patients satisfied with the treatment they have received (rolling 12 month period)	1	1	100.0%	96.6%	96.0%

\* Figures in italics indicate that the base number is less than 100.



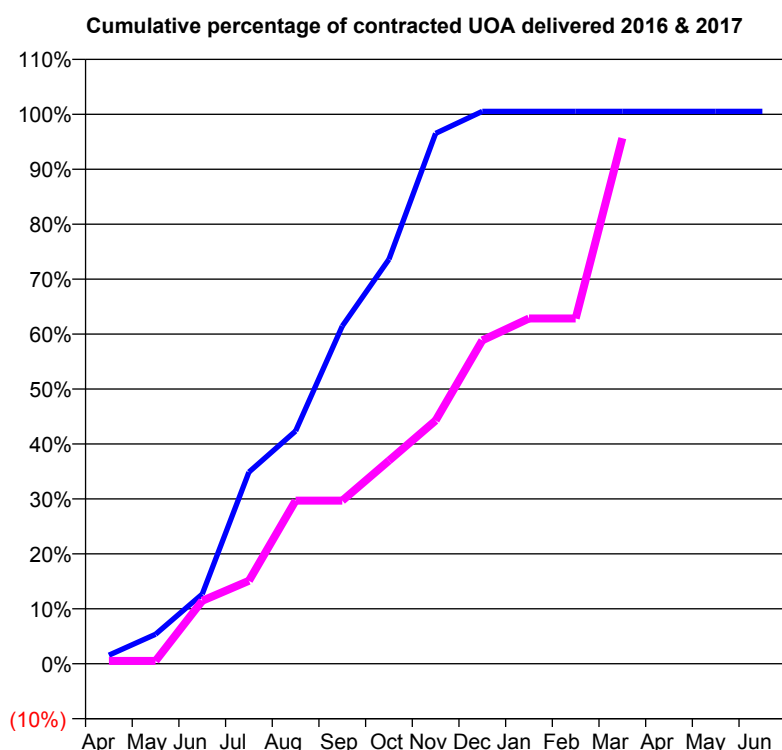
**Q47 - Vital Signs Orthodontic At a Glance Contract Report for 134341/0001 - March 2017**

Name or company name	The Macfarlane Dental Partnership
Contract type name	GDS Contract
Purpose of contract	General and Orthodontic
Contract start date	01/01/2012
Contract end date	

16/17 Contracted general activity (UDA)	2,016
Carry forward general activity (UDA)	-40
16/17 Contracted orthodontic activity (UOA)	576
Carry forward orthodontic activity (UOA)	-3
Baseline contract value	£94,252.35

**ACCESS**

	Contract	England and Wales
24 month ratio of assessments to patient IDs	1.12	1.09

**ACTIVITY**


Month	Adjusted Scheduled Activity (UOA)	
	2016	2017
April	9	3
May	31	3
June	73	66
July	201	87
August	244	171
September	354	171
October	424	213
November	556	255
December	579	339
January	579	362
February	579	362
March	579	551
April	579	
May	579	
June	579	

**QUALITY**

	Contract Quantity	Contract Base Number	Contract *	Region	England
% of all assessments that were assess and fit appliances (rolling 12 month period)	26	28	92.9%	56.0%	56.6%
% of all assessments that were assess and refuse (rolling 12 month period)	1	28	3.6%	12.2%	11.8%
% of all assessments that were assess and review (rolling 12 month period)	1	28	3.6%	31.7%	31.6%
% of terminated courses where treatment was abandoned or discontinued (rolling 12 month period)	4	21	19.0%	7.9%	7.7%
% of completed treatments indicating that PAR score was taken (year to date)	15	17	88.2%	56.1%	58.4%
Rate of removable appliances per 100 fixed appliances - proposed treatment (rolling 12 month period)	11	52	21.15	5.53	5.64
Rate of removable appliances per 100 fixed appliances - completed treatment (rolling 12 month period)	9	32	28.13	4.24	4.81
% of courses of treatment with removable appliances only - proposed treatment (rolling 12 month period)	0	26	0.0%	1.5%	2.0%
% of courses of treatment with removable appliances only - completed treatment (rolling 12 month period)	1	17	5.9%	1.0%	1.5%
% of patients satisfied with the treatment they have received (rolling 12 month period)	0	0	N/A	96.6%	96.0%

\* Figures in italics indicate that the base number is less than 100.

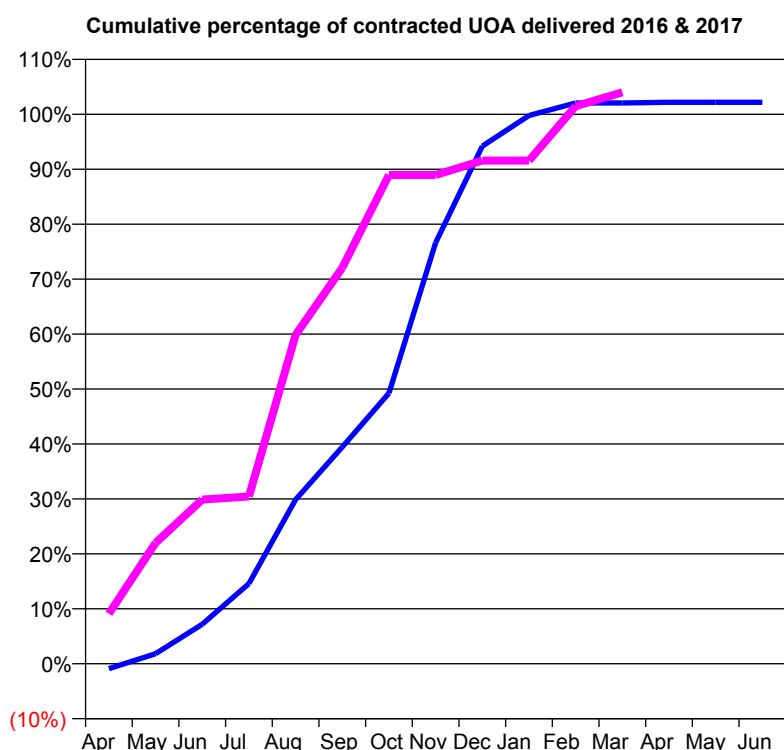
**Q47 - Vital Signs Orthodontic At a Glance Contract Report for 137162/0001 - March 2017**

Name or company name	Oakland Family Dental Practice
Contract type name	GDS Contract
Purpose of contract	General and Orthodontic
Contract start date	01/04/2014
Contract end date	

16/17 Contracted general activity (UDA)	1,800
Carry forward general activity (UDA)	-15
16/17 Contracted orthodontic activity (UOA)	877
Carry forward orthodontic activity (UOA)	-18
Baseline contract value	£103,502.11

**ACCESS**

	Contract	England and Wales
24 month ratio of assessments to patient IDs	1.39	1.09

**ACTIVITY**


Month	Adjusted Scheduled Activity (UOA)	
	2016	2017
April	-8	80
May	16	193
June	63	262
July	128	267
August	262	525
September	346	632
October	432	780
November	672	780
December	826	803
January	875	803
February	895	890
March	895	912
April	896	
May	896	
June	896	

**QUALITY**

	Contract Quantity	Contract Base Number	Contract *	Region	England
% of all assessments that were assess and fit appliances (rolling 12 month period)	41	96	42.7%	56.0%	56.6%
% of all assessments that were assess and refuse (rolling 12 month period)	13	96	13.5%	12.2%	11.8%
% of all assessments that were assess and review (rolling 12 month period)	42	96	43.8%	31.7%	31.6%
% of terminated courses where treatment was abandoned or discontinued (rolling 12 month period)	3	32	9.4%	7.9%	7.7%
% of completed treatments indicating that PAR score was taken (year to date)	5	29	17.2%	56.1%	58.4%
Rate of removable appliances per 100 fixed appliances - proposed treatment (rolling 12 month period)	5	74	6.76	5.53	5.64
Rate of removable appliances per 100 fixed appliances - completed treatment (rolling 12 month period)	4	12	33.33	4.24	4.81
% of courses of treatment with removable appliances only - proposed treatment (rolling 12 month period)	0	41	0.0%	1.5%	2.0%
% of courses of treatment with removable appliances only - completed treatment (rolling 12 month period)	1	29	3.4%	1.0%	1.5%
% of patients satisfied with the treatment they have received (rolling 12 month period)	3	3	100.0%	96.6%	96.0%

\* Figures in italics indicate that the base number is less than 100.

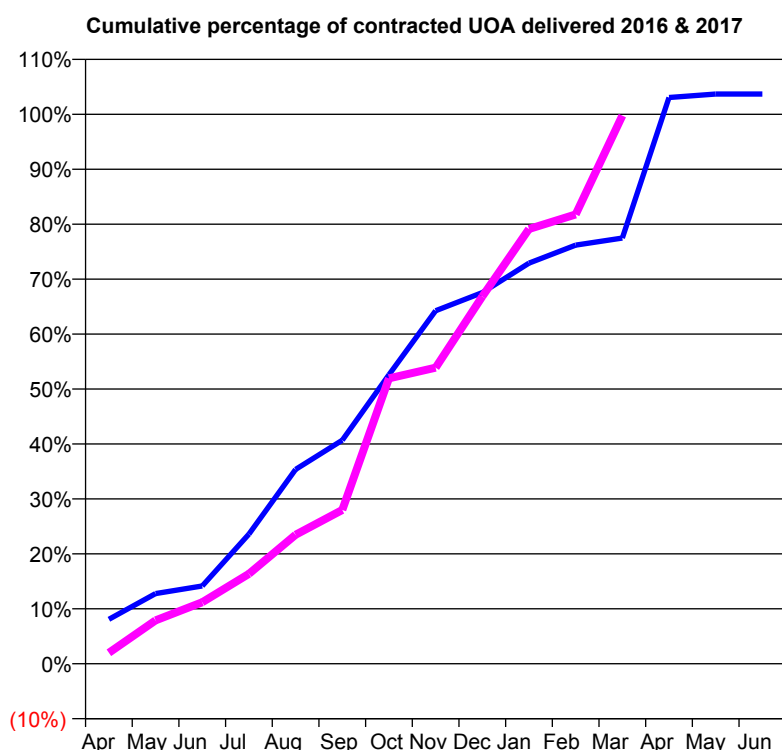
**Q47 - Vital Signs Orthodontic At a Glance Contract Report for 142433/0003 - March 2017**

Name or company name	Dentalign Preston
Contract type name	PDS Contract
Purpose of contract	Orthodontic
Contract start date	25/06/2011
Contract end date	31/03/2018

16/17 Contracted general activity (UDA)	0
Carry forward general activity (UDA)	0
16/17 Contracted orthodontic activity (UOA)	3,251
Carry forward orthodontic activity (UOA)	-65
Baseline contract value	£217,619.23

**ACCESS**

	Contract	England and Wales
24 month ratio of assessments to patient IDs	1.02	1.09

**ACTIVITY**


Month	Adjusted Scheduled Activity (UOA)	
	2016	2017
April	263	65
May	415	257
June	460	364
July	767	532
August	1,150	763
September	1,323	910
October	1,710	1,689
November	2,089	1,752
December	2,196	2,173
January	2,370	2,572
February	2,477	2,658
March	2,519	3,243
April	3,350	
May	3,371	
June	3,371	

**QUALITY**

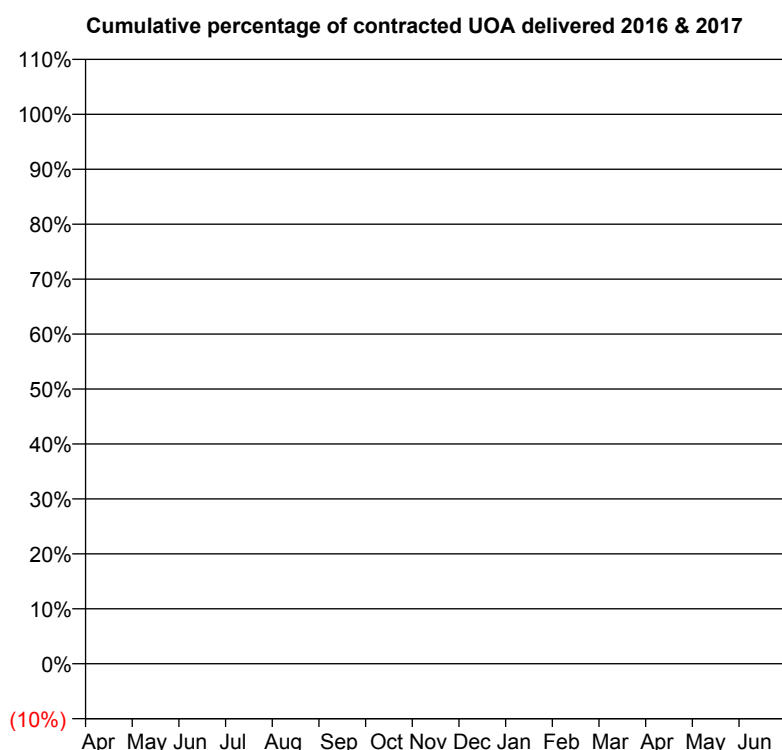
	Contract Quantity	Contract Base Number	Contract *	Region	England
% of all assessments that were assess and fit appliances (rolling 12 month period)	190	251	75.7%	56.0%	56.6%
% of all assessments that were assess and refuse (rolling 12 month period)	29	251	11.6%	12.2%	11.8%
% of all assessments that were assess and review (rolling 12 month period)	32	251	12.7%	31.7%	31.6%
% of terminated courses where treatment was abandoned or discontinued (rolling 12 month period)	21	45	46.7%	7.9%	7.7%
% of completed treatments indicating that PAR score was taken (year to date)	18	24	75.0%	56.1%	58.4%
Rate of removable appliances per 100 fixed appliances - proposed treatment (rolling 12 month period)	9	347	2.59	5.53	5.64
Rate of removable appliances per 100 fixed appliances - completed treatment (rolling 12 month period)	0	3	0.00	4.24	4.81
% of courses of treatment with removable appliances only - proposed treatment (rolling 12 month period)	1	190	0.5%	1.5%	2.0%
% of courses of treatment with removable appliances only - completed treatment (rolling 12 month period)	0	24	0.0%	1.0%	1.5%
% of patients satisfied with the treatment they have received (rolling 12 month period)	4	4	100.0%	96.6%	96.0%

\* Figures in italics indicate that the base number is less than 100.

**Q47 - Vital Signs Orthodontic At a Glance Contract Report for 142433/0005 - March 2017**

Name or company name	Dentalign Preston	16/17 Contracted general activity (UDA)	0
Contract type name	PDS Contract	Carry forward general activity (UDA)	0
Purpose of contract	Orthodontic	16/17 Contracted orthodontic activity (UOA)	0
Contract start date	11/01/2016	Carry forward orthodontic activity (UOA)	0
Contract end date	30/06/2016	Baseline contract value	£0.25

ACCESS	Contract	England and Wales
24 month ratio of assessments to patient IDs	1.00	1.09

**ACTIVITY**


Month	Adjusted Scheduled Activity (UOA)	
	2016	2017
April	0	0
May	0	63
June	0	63
July	0	63
August	0	63
September	0	63
October	0	63
November	0	63
December	0	63
January	0	63
February	0	63
March	0	63
April	42	
May	149	
June	149	

QUALITY	Contract Quantity	Contract Base Number	Contract *	Region	England
% of all assessments that were assess and fit appliances (rolling 12 month period)	10	10	100.0%	56.0%	56.6%
% of all assessments that were assess and refuse (rolling 12 month period)	0	10	0.0%	12.2%	11.8%
% of all assessments that were assess and review (rolling 12 month period)	0	10	0.0%	31.7%	31.6%
% of terminated courses where treatment was abandoned or discontinued (rolling 12 month period)	0	0	N/A	7.9%	7.7%
% of completed treatments indicating that PAR score was taken (year to date)	0	0	N/A	56.1%	58.4%
Rate of removable appliances per 100 fixed appliances - proposed treatment (rolling 12 month period)	0	20	0.00	5.53	5.64
Rate of removable appliances per 100 fixed appliances - completed treatment (rolling 12 month period)	0	0	N/A	4.24	4.81
% of courses of treatment with removable appliances only - proposed treatment (rolling 12 month period)	0	10	0.0%	1.5%	2.0%
% of courses of treatment with removable appliances only - completed treatment (rolling 12 month period)	0	0	N/A	1.0%	1.5%
% of patients satisfied with the treatment they have received (rolling 12 month period)	0	0	N/A	96.6%	96.0%

\* Figures in italics indicate that the base number is less than 100.

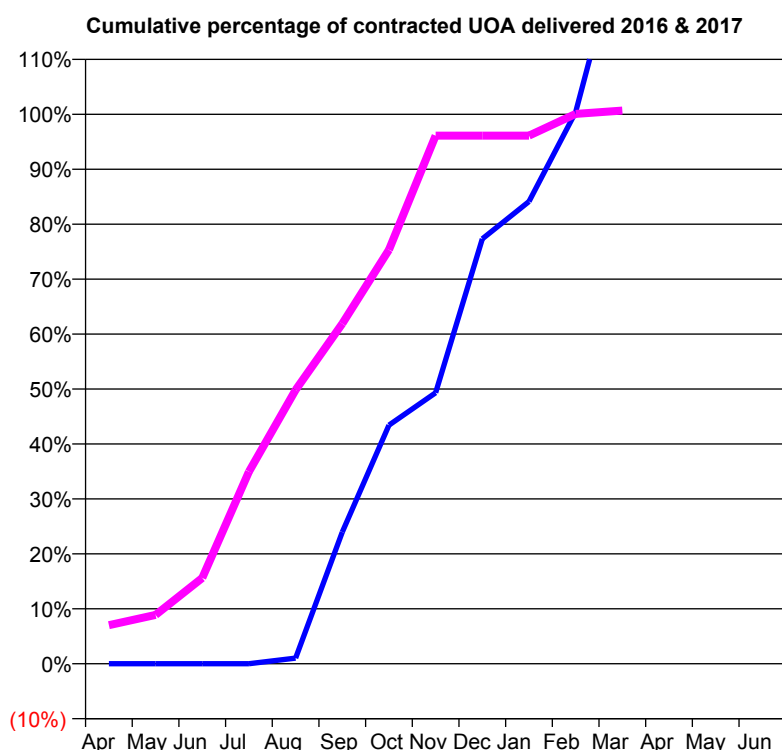
**Q47 - Vital Signs Orthodontic At a Glance Contract Report for 142646/0001 - March 2017**

Name or company name	Perfectalign at the Beeches
Contract type name	PDS Contract
Purpose of contract	Orthodontic
Contract start date	01/06/2015
Contract end date	31/03/2018

16/17 Contracted general activity (UDA)	0
Carry forward general activity (UDA)	0
16/17 Contracted orthodontic activity (UOA)	6,911
Carry forward orthodontic activity (UOA)	-63
Baseline contract value	£464,065.33

**ACCESS**

	Contract	England and Wales
24 month ratio of assessments to patient IDs	1.03	1.09

**ACTIVITY**


Month	Adjusted Scheduled Activity (UOA)	
	2016	2017
April	0	485
May	0	615
June	0	1,079
July	0	2,416
August	49	3,444
September	1,132	4,277
October	2,052	5,207
November	2,331	6,642
December	3,654	6,642
January	3,975	6,642
February	4,744	6,915
March	6,253	6,957
April	6,253	
May	6,253	
June	6,253	

**QUALITY**

	Contract Quantity	Contract Base Number	Contract *	Region	England
% of all assessments that were assess and fit appliances (rolling 12 month period)	319	513	62.2%	56.0%	56.6%
% of all assessments that were assess and refuse (rolling 12 month period)	96	513	18.7%	12.2%	11.8%
% of all assessments that were assess and review (rolling 12 month period)	98	513	19.1%	31.7%	31.6%
% of terminated courses where treatment was abandoned or discontinued (rolling 12 month period)	7	205	3.4%	7.9%	7.7%
% of completed treatments indicating that PAR score was taken (year to date)	140	198	70.7%	56.1%	58.4%
Rate of removable appliances per 100 fixed appliances - proposed treatment (rolling 12 month period)	65	621	10.47	5.53	5.64
Rate of removable appliances per 100 fixed appliances - completed treatment (rolling 12 month period)	10	356	2.81	4.24	4.81
% of courses of treatment with removable appliances only - proposed treatment (rolling 12 month period)	0	319	0.0%	1.5%	2.0%
% of courses of treatment with removable appliances only - completed treatment (rolling 12 month period)	0	198	0.0%	1.0%	1.5%
% of patients satisfied with the treatment they have received (rolling 12 month period)	17	18	94.4%	96.6%	96.0%

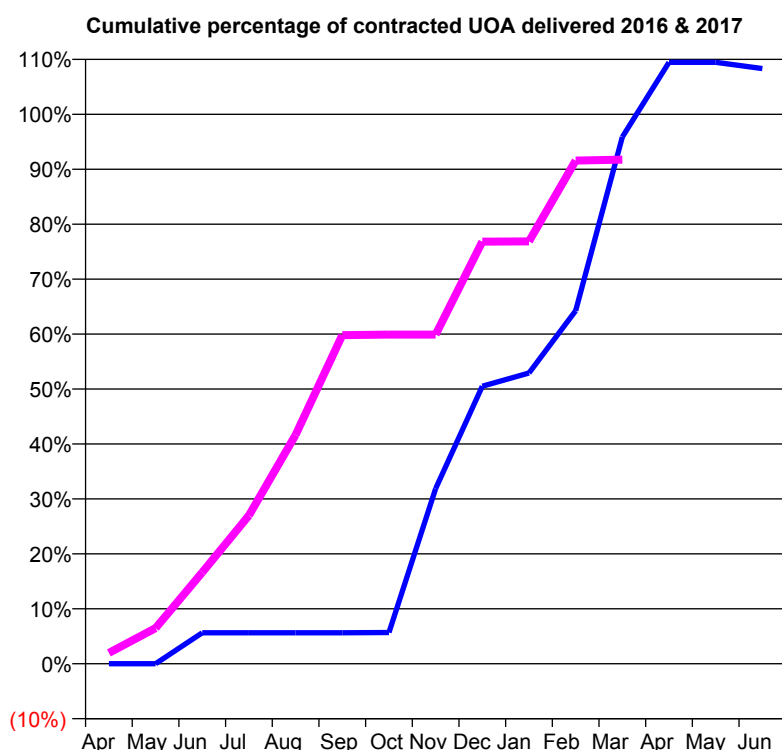
\* Figures in italics indicate that the base number is less than 100.

**Q47 - Vital Signs Orthodontic At a Glance Contract Report for 148601/0002 - March 2017**

Name or company name	Redbridge Associates Ltd.
Contract type name	PDS Contract
Purpose of contract	Orthodontic
Contract start date	01/04/2007
Contract end date	31/03/2018

16/17 Contracted general activity (UDA)	0
Carry forward general activity (UDA)	0
16/17 Contracted orthodontic activity (UOA)	1,863
Carry forward orthodontic activity (UOA)	-37
Baseline contract value	£120,163.61

ACCESS	Contract	England and Wales
24 month ratio of assessments to patient IDs	1.04	1.09

**ACTIVITY**


Month	Adjusted Scheduled Activity (UOA)	
	2016	2017
April	0	37
May	0	121
June	105	310
July	105	503
August	105	776
September	105	1,114
October	106	1,116
November	594	1,116
December	941	1,431
January	986	1,432
February	1,197	1,706
March	1,786	1,709
April	2,039	
May	2,039	
June	2,018	

QUALITY	Contract Quantity	Contract Base Number	Contract *	Region	England
% of all assessments that were assess and fit appliances (rolling 12 month period)	92	103	89.3%	56.0%	56.6%
% of all assessments that were assess and refuse (rolling 12 month period)	3	103	2.9%	12.2%	11.8%
% of all assessments that were assess and review (rolling 12 month period)	8	103	7.8%	31.7%	31.6%
% of terminated courses where treatment was abandoned or discontinued (rolling 12 month period)	1	15	6.7%	7.9%	7.7%
% of completed treatments indicating that PAR score was taken (year to date)	11	14	78.6%	56.1%	58.4%
Rate of removable appliances per 100 fixed appliances - proposed treatment (rolling 12 month period)	154	93	165.59	5.53	5.64
Rate of removable appliances per 100 fixed appliances - completed treatment (rolling 12 month period)	2	0	N/A	4.24	4.81
% of courses of treatment with removable appliances only - proposed treatment (rolling 12 month period)	1	92	1.1%	1.5%	2.0%
% of courses of treatment with removable appliances only - completed treatment (rolling 12 month period)	1	14	7.1%	1.0%	1.5%
% of patients satisfied with the treatment they have received (rolling 12 month period)	1	1	100.0%	96.6%	96.0%

\* Figures in italics indicate that the base number is less than 100.

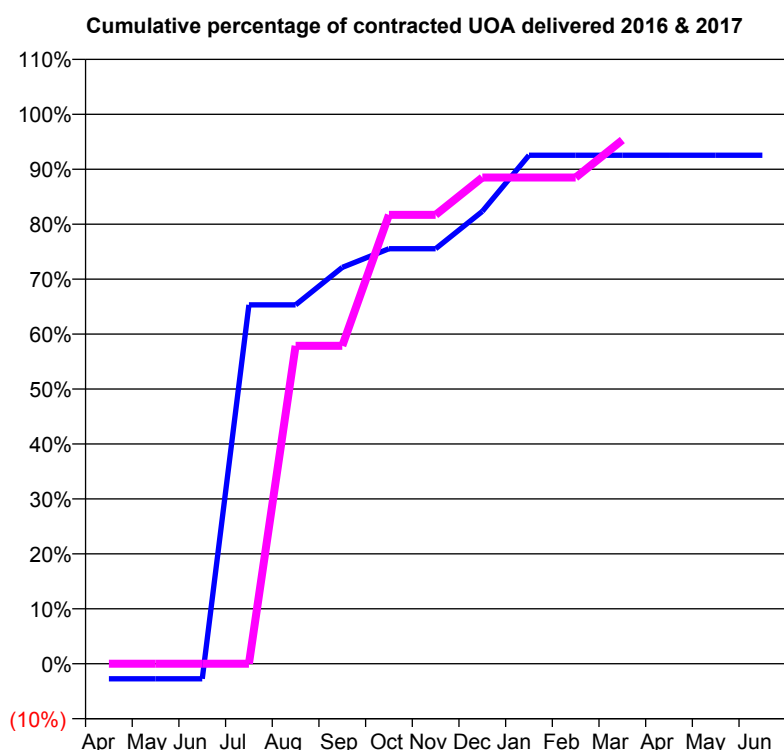
**Q47 - Vital Signs Orthodontic At a Glance Contract Report for 167711/0001 - March 2017**

Name or company name	Bridge Dental Practice
Contract type name	GDS Contract
Purpose of contract	General and Orthodontic
Contract start date	01/09/2014
Contract end date	

16/17 Contracted general activity (UDA)	2,000
Carry forward general activity (UDA)	-40
16/17 Contracted orthodontic activity (UOA)	617
Carry forward orthodontic activity (UOA)	0
Baseline contract value	£80,887.20

**ACCESS**

	Contract	England and Wales
24 month ratio of assessments to patient IDs	1.00	1.09

**ACTIVITY**


Month	Adjusted Scheduled Activity (UOA)	
	2016	2017
April	-17	0
May	-17	0
June	-17	0
July	403	0
August	403	357
September	445	357
October	466	504
November	466	504
December	508	546
January	571	546
February	571	546
March	571	588
April	571	
May	571	
June	571	

**QUALITY**

	Contract Quantity	Contract Base Number	Contract *	Region	England
% of all assessments that were assess and fit appliances (rolling 12 month period)	29	29	100.0%	56.0%	56.6%
% of all assessments that were assess and refuse (rolling 12 month period)	0	29	0.0%	12.2%	11.8%
% of all assessments that were assess and review (rolling 12 month period)	0	29	0.0%	31.7%	31.6%
% of terminated courses where treatment was abandoned or discontinued (rolling 12 month period)	0	17	0.0%	7.9%	7.7%
% of completed treatments indicating that PAR score was taken (year to date)	0	17	0.0%	56.1%	58.4%
Rate of removable appliances per 100 fixed appliances - proposed treatment (rolling 12 month period)	5	54	9.26	5.53	5.64
Rate of removable appliances per 100 fixed appliances - completed treatment (rolling 12 month period)	0	0	N/A	4.24	4.81
% of courses of treatment with removable appliances only - proposed treatment (rolling 12 month period)	0	29	0.0%	1.5%	2.0%
% of courses of treatment with removable appliances only - completed treatment (rolling 12 month period)	0	17	0.0%	1.0%	1.5%
% of patients satisfied with the treatment they have received (rolling 12 month period)	0	1	0.0%	96.6%	96.0%

\* Figures in italics indicate that the base number is less than 100.

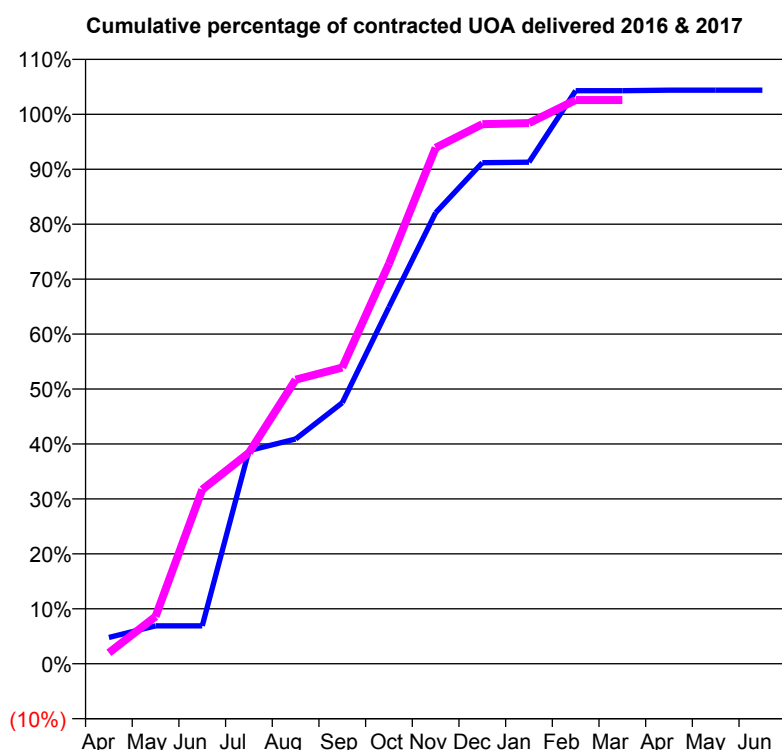
**Q47 - Vital Signs Orthodontic At a Glance Contract Report for 171859/0004 - March 2017**

Name or company name	Oak Dental Care Limited
Contract type name	GDS Contract
Purpose of contract	General and Orthodontic
Contract start date	01/04/2009
Contract end date	

16/17 Contracted general activity (UDA)	4,600
Carry forward general activity (UDA)	29
16/17 Contracted orthodontic activity (UOA)	1,000
Carry forward orthodontic activity (UOA)	-20
Baseline contract value	£199,727.46

**ACCESS**

	Contract	England and Wales
24 month ratio of assessments to patient IDs	1.03	1.09

**ACTIVITY**


Month	Adjusted Scheduled Activity (UOA)	
	2016	2017
April	48	20
May	69	86
June	69	317
July	388	384
August	409	517
September	475	539
October	649	728
November	821	939
December	912	982
January	913	984
February	1,043	1,026
March	1,043	1,026
April	1,044	
May	1,044	
June	1,044	

**QUALITY**

	Contract Quantity	Contract Base Number	Contract *	Region	England
% of all assessments that were assess and fit appliances (rolling 12 month period)	47	68	69.1%	56.0%	56.6%
% of all assessments that were assess and refuse (rolling 12 month period)	3	68	4.4%	12.2%	11.8%
% of all assessments that were assess and review (rolling 12 month period)	18	68	26.5%	31.7%	31.6%
% of terminated courses where treatment was abandoned or discontinued (rolling 12 month period)	0	10	0.0%	7.9%	7.7%
% of completed treatments indicating that PAR score was taken (year to date)	4	10	40.0%	56.1%	58.4%
Rate of removable appliances per 100 fixed appliances - proposed treatment (rolling 12 month period)	6	35	17.14	5.53	5.64
Rate of removable appliances per 100 fixed appliances - completed treatment (rolling 12 month period)	0	0	N/A	4.24	4.81
% of courses of treatment with removable appliances only - proposed treatment (rolling 12 month period)	4	47	8.5%	1.5%	2.0%
% of courses of treatment with removable appliances only - completed treatment (rolling 12 month period)	0	10	0.0%	1.0%	1.5%
% of patients satisfied with the treatment they have received (rolling 12 month period)	1	1	100.0%	96.6%	96.0%

\* Figures in italics indicate that the base number is less than 100.

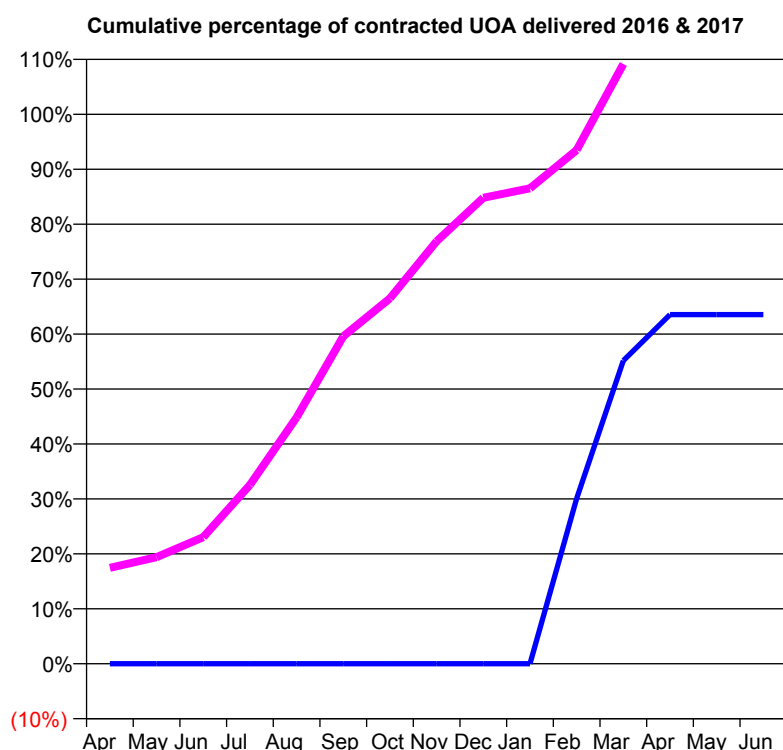


**Q47 - Vital Signs Orthodontic At a Glance Contract Report for 185450/0001 - March 2017**

Name or company name	Matterson and Partners	16/17 Contracted general activity (UDA)	5,600
Contract type name	GDS Contract	Carry forward general activity (UDA)	0
Purpose of contract	General and Orthodontic	16/17 Contracted orthodontic activity (UOA)	2,427
Contract start date	01/01/2016	Carry forward orthodontic activity (UOA)	-319
Contract end date		Baseline contract value	£300,548.96

**ACCESS**

	Contract	England and Wales
24 month ratio of assessments to patient IDs	1.02	1.09

**ACTIVITY**


Month	Adjusted Scheduled Activity (UOA)	
	2016	2017
April	0	424
May	0	471
June	0	559
July	0	790
August	0	1,088
September	0	1,446
October	0	1,614
November	0	1,866
December	0	2,058
January	0	2,100
February	151	2,269
March	277	2,649
April	319	
May	319	
June	319	

**QUALITY**

	Contract Quantity	Contract Base Number	Contract *	Region	England
% of all assessments that were assess and fit appliances (rolling 12 month period)	116	119	97.5%	56.0%	56.6%
% of all assessments that were assess and refuse (rolling 12 month period)	0	119	0.0%	12.2%	11.8%
% of all assessments that were assess and review (rolling 12 month period)	3	119	2.5%	31.7%	31.6%
% of terminated courses where treatment was abandoned or discontinued (rolling 12 month period)	19	130	14.6%	7.9%	7.7%
% of completed treatments indicating that PAR score was taken (year to date)	10	110	9.1%	56.1%	58.4%
Rate of removable appliances per 100 fixed appliances - proposed treatment (rolling 12 month period)	35	190	18.42	5.53	5.64
Rate of removable appliances per 100 fixed appliances - completed treatment (rolling 12 month period)	0	0	N/A	4.24	4.81
% of courses of treatment with removable appliances only - proposed treatment (rolling 12 month period)	5	116	4.3%	1.5%	2.0%
% of courses of treatment with removable appliances only - completed treatment (rolling 12 month period)	0	111	0.0%	1.0%	1.5%
% of patients satisfied with the treatment they have received (rolling 12 month period)	5	5	100.0%	96.6%	96.0%

\* Figures in italics indicate that the base number is less than 100.

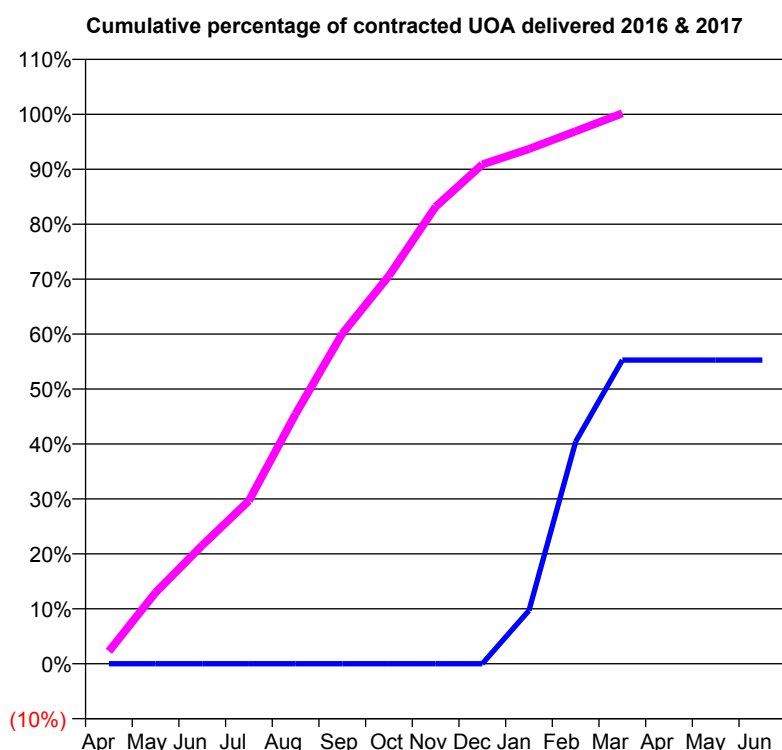
**Q47 - Vital Signs Orthodontic At a Glance Contract Report for 185450/0002 - March 2017**

Name or company name	Matterson and Partners
Contract type name	GDS Contract
Purpose of contract	General and Orthodontic
Contract start date	01/01/2016
Contract end date	

16/17 Contracted general activity (UDA)	3,700
Carry forward general activity (UDA)	51
16/17 Contracted orthodontic activity (UOA)	5,196
Carry forward orthodontic activity (UOA)	-12
Baseline contract value	£439,201.00

**ACCESS**

	Contract	England and Wales
24 month ratio of assessments to patient IDs	1.00	1.09

**ACTIVITY**


Month	Adjusted Scheduled Activity (UOA)	
	2016	2017
April	0	118
May	0	674
June	0	1,120
July	0	1,542
August	0	2,362
September	0	3,121
October	0	3,669
November	0	4,322
December	0	4,721
January	126	4,868
February	525	5,036
March	718	5,204
April	718	
May	718	
June	718	

**QUALITY**

	Contract Quantity	Contract Base Number	Contract *	Region	England
% of all assessments that were assess and fit appliances (rolling 12 month period)	249	253	98.4%	56.0%	56.6%
% of all assessments that were assess and refuse (rolling 12 month period)	0	253	0.0%	12.2%	11.8%
% of all assessments that were assess and review (rolling 12 month period)	4	253	1.6%	31.7%	31.6%
% of terminated courses where treatment was abandoned or discontinued (rolling 12 month period)	24	308	7.8%	7.9%	7.7%
% of completed treatments indicating that PAR score was taken (year to date)	45	284	15.8%	56.1%	58.4%
Rate of removable appliances per 100 fixed appliances - proposed treatment (rolling 12 month period)	88	416	21.15	5.53	5.64
Rate of removable appliances per 100 fixed appliances - completed treatment (rolling 12 month period)	0	0	N/A	4.24	4.81
% of courses of treatment with removable appliances only - proposed treatment (rolling 12 month period)	13	249	5.2%	1.5%	2.0%
% of courses of treatment with removable appliances only - completed treatment (rolling 12 month period)	0	284	0.0%	1.0%	1.5%
% of patients satisfied with the treatment they have received (rolling 12 month period)	10	10	100.0%	96.6%	96.0%

\* Figures in italics indicate that the base number is less than 100.

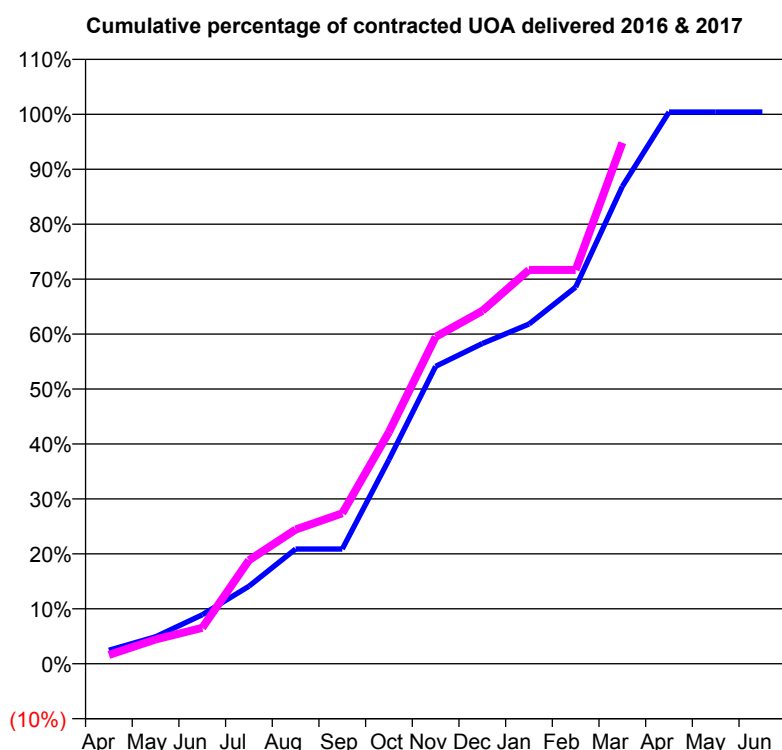
**Q47 - Vital Signs Orthodontic At a Glance Contract Report for 186872/0001 - March 2017**

Name or company name	ORTHOWORLD 2000 LTD
Contract type name	PDS Contract
Purpose of contract	Orthodontic
Contract start date	01/04/2006
Contract end date	31/03/2018

16/17 Contracted general activity (UDA)	0
Carry forward general activity (UDA)	0
16/17 Contracted orthodontic activity (UOA)	15,203
Carry forward orthodontic activity (UOA)	-57
Baseline contract value	£1,013,089.52

**ACCESS**

	Contract	England and Wales
24 month ratio of assessments to patient IDs	1.05	1.09

**ACTIVITY**


Month	Adjusted Scheduled Activity (UOA)	
	2016	2017
April	351	244
May	702	673
June	1,271	996
July	2,012	2,865
August	2,979	3,715
September	2,979	4,162
October	5,297	6,412
November	7,719	9,046
December	8,312	9,762
January	8,816	10,895
February	9,776	10,895
March	12,388	14,417
April	14,317	
May	14,317	
June	14,317	

**QUALITY**

	Contract Quantity	Contract Base Number	Contract *	Region	England
% of all assessments that were assess and fit appliances (rolling 12 month period)	763	1,191	64.1%	56.0%	56.6%
% of all assessments that were assess and refuse (rolling 12 month period)	264	1,191	22.2%	12.2%	11.8%
% of all assessments that were assess and review (rolling 12 month period)	164	1,191	13.8%	31.7%	31.6%
% of terminated courses where treatment was abandoned or discontinued (rolling 12 month period)	104	699	14.9%	7.9%	7.7%
% of completed treatments indicating that PAR score was taken (year to date)	112	595	18.8%	56.1%	58.4%
Rate of removable appliances per 100 fixed appliances - proposed treatment (rolling 12 month period)	143	1,491	9.59	5.53	5.64
Rate of removable appliances per 100 fixed appliances - completed treatment (rolling 12 month period)	32	1,133	2.82	4.24	4.81
% of courses of treatment with removable appliances only - proposed treatment (rolling 12 month period)	7	763	0.9%	1.5%	2.0%
% of courses of treatment with removable appliances only - completed treatment (rolling 12 month period)	10	595	1.7%	1.0%	1.5%
% of patients satisfied with the treatment they have received (rolling 12 month period)	27	27	100.0%	96.6%	96.0%

\* Figures in italics indicate that the base number is less than 100.

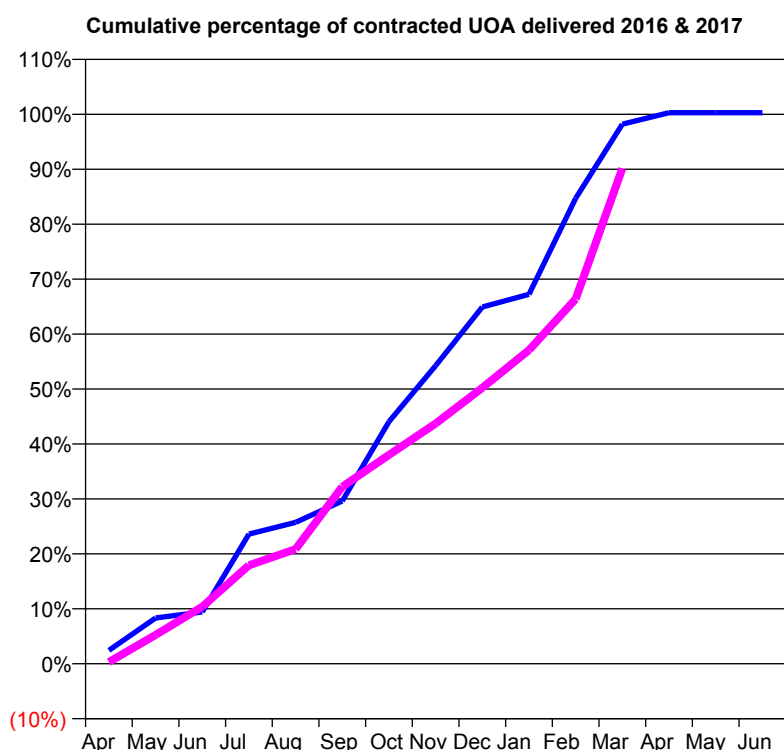
**Q47 - Vital Signs Orthodontic At a Glance Contract Report for 193496/0003 - March 2017**

Name or company name	Dentalign i Ormskirk
Contract type name	PDS Contract
Purpose of contract	Orthodontic
Contract start date	01/04/2008
Contract end date	31/03/2018

16/17 Contracted general activity (UDA)	0
Carry forward general activity (UDA)	0
16/17 Contracted orthodontic activity (UOA)	22,964
Carry forward orthodontic activity (UOA)	-67
Baseline contract value	£1,523,736.61

**ACCESS**

	Contract	England and Wales
24 month ratio of assessments to patient IDs	1.01	1.09

**ACTIVITY**


Month	Adjusted Scheduled Activity (UOA)	
	2016	2017
April	561	67
May	1,916	1,204
June	2,166	2,383
July	5,419	4,114
August	5,912	4,787
September	6,802	7,398
October	10,115	8,727
November	12,458	10,037
December	14,910	11,532
January	15,440	13,110
February	19,451	15,243
March	22,548	20,697
April	23,031	
May	23,031	
June	23,031	

**QUALITY**

	Contract Quantity	Contract Base Number	Contract *	Region	England
% of all assessments that were assess and fit appliances (rolling 12 month period)	1,004	1,101	91.2%	56.0%	56.6%
% of all assessments that were assess and refuse (rolling 12 month period)	69	1,101	6.3%	12.2%	11.8%
% of all assessments that were assess and review (rolling 12 month period)	28	1,101	2.5%	31.7%	31.6%
% of terminated courses where treatment was abandoned or discontinued (rolling 12 month period)	40	912	4.4%	7.9%	7.7%
% of completed treatments indicating that PAR score was taken (year to date)	664	872	76.1%	56.1%	58.4%
Rate of removable appliances per 100 fixed appliances - proposed treatment (rolling 12 month period)	180	1,937	9.29	5.53	5.64
Rate of removable appliances per 100 fixed appliances - completed treatment (rolling 12 month period)	225	1,704	13.20	4.24	4.81
% of courses of treatment with removable appliances only - proposed treatment (rolling 12 month period)	8	1,004	0.8%	1.5%	2.0%
% of courses of treatment with removable appliances only - completed treatment (rolling 12 month period)	2	872	0.2%	1.0%	1.5%
% of patients satisfied with the treatment they have received (rolling 12 month period)	26	28	92.9%	96.6%	96.0%

\* Figures in italics indicate that the base number is less than 100.

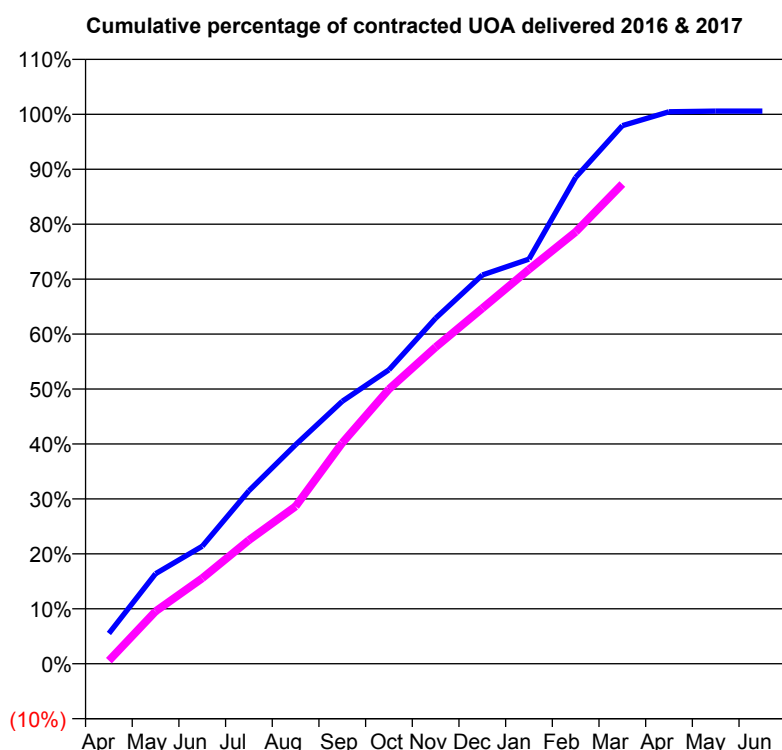
**Q47 - Vital Signs Orthodontic At a Glance Contract Report for 193496/0004 - March 2017**

Name or company name	Dentalign ĩ Ormskirk
Contract type name	PDS Contract
Purpose of contract	Orthodontic
Contract start date	01/05/2008
Contract end date	31/03/2018

16/17 Contracted general activity (UDA)	0
Carry forward general activity (UDA)	0
16/17 Contracted orthodontic activity (UOA)	17,843
Carry forward orthodontic activity (UOA)	-103
Baseline contract value	£1,183,813.23

**ACCESS**

	Contract	England and Wales
24 month ratio of assessments to patient IDs	1.03	1.09

**ACTIVITY**


Month	Adjusted Scheduled Activity (UOA)	
	2016	2017
April	984	103
May	2,927	1,705
June	3,818	2,777
July	5,619	4,018
August	7,113	5,111
September	8,525	7,173
October	9,547	8,917
November	11,222	10,282
December	12,625	11,542
January	13,139	12,806
February	15,793	14,024
March	17,473	15,578
April	17,924	
May	17,946	
June	17,946	

**QUALITY**

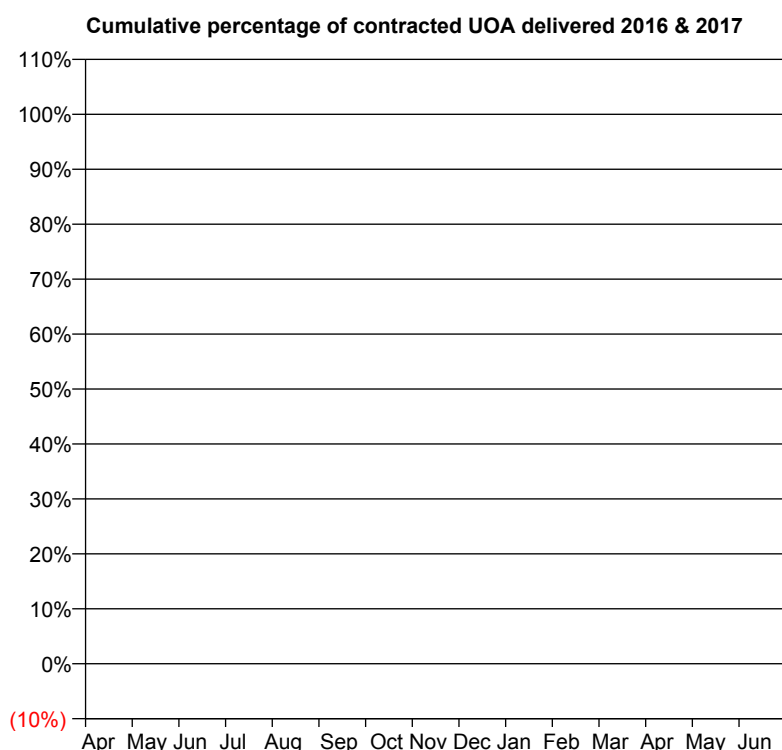
	Contract Quantity	Contract Base Number	Contract *	Region	England
% of all assessments that were assess and fit appliances (rolling 12 month period)	760	780	97.4%	56.0%	56.6%
% of all assessments that were assess and refuse (rolling 12 month period)	20	780	2.6%	12.2%	11.8%
% of all assessments that were assess and review (rolling 12 month period)	0	780	0.0%	31.7%	31.6%
% of terminated courses where treatment was abandoned or discontinued (rolling 12 month period)	28	497	5.6%	7.9%	7.7%
% of completed treatments indicating that PAR score was taken (year to date)	228	469	48.6%	56.1%	58.4%
Rate of removable appliances per 100 fixed appliances - proposed treatment (rolling 12 month period)	29	1,502	1.93	5.53	5.64
Rate of removable appliances per 100 fixed appliances - completed treatment (rolling 12 month period)	3	854	0.35	4.24	4.81
% of courses of treatment with removable appliances only - proposed treatment (rolling 12 month period)	2	760	0.3%	1.5%	2.0%
% of courses of treatment with removable appliances only - completed treatment (rolling 12 month period)	1	469	0.2%	1.0%	1.5%
% of patients satisfied with the treatment they have received (rolling 12 month period)	13	14	92.9%	96.6%	96.0%

\* Figures in italics indicate that the base number is less than 100.

**Q47 - Vital Signs Orthodontic At a Glance Contract Report for 193496/0007 - March 2017**

Name or company name	Dentalign ĩ Ormskirk	16/17 Contracted general activity (UDA)	0
Contract type name	PDS Contract	Carry forward general activity (UDA)	0
Purpose of contract	Orthodontic	16/17 Contracted orthodontic activity (UOA)	0
Contract start date	11/01/2016	Carry forward orthodontic activity (UOA)	0
Contract end date	30/06/2016	Baseline contract value	£0.25

ACCESS	Contract	England and Wales
24 month ratio of assessments to patient IDs	1.00	1.09

**ACTIVITY**


Month	Adjusted Scheduled Activity (UOA)	
	2016	2017
April	0	21
May	0	630
June	0	651
July	0	651
August	0	651
September	0	651
October	0	651
November	0	651
December	0	651
January	0	651
February	0	651
March	0	651
April	170	
May	717	
June	717	

**QUALITY**

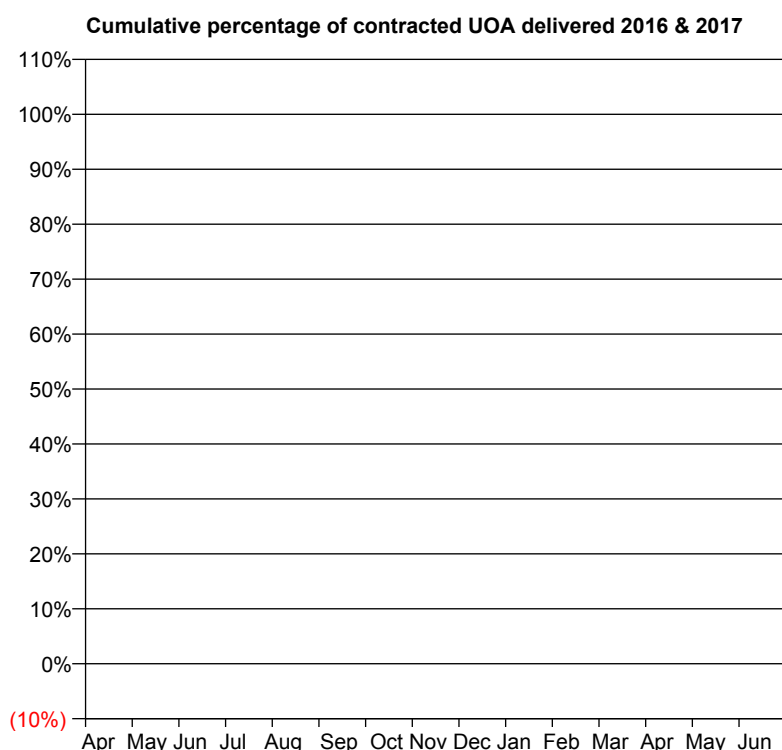
	Contract Quantity	Contract Base Number	Contract *	Region	England
% of all assessments that were assess and fit appliances (rolling 12 month period)	65	68	95.6%	56.0%	56.6%
% of all assessments that were assess and refuse (rolling 12 month period)	3	68	4.4%	12.2%	11.8%
% of all assessments that were assess and review (rolling 12 month period)	0	68	0.0%	31.7%	31.6%
% of terminated courses where treatment was abandoned or discontinued (rolling 12 month period)	0	1	0.0%	7.9%	7.7%
% of completed treatments indicating that PAR score was taken (year to date)	0	1	0.0%	56.1%	58.4%
Rate of removable appliances per 100 fixed appliances - proposed treatment (rolling 12 month period)	3	129	2.33	5.53	5.64
Rate of removable appliances per 100 fixed appliances - completed treatment (rolling 12 month period)	0	2	0.00	4.24	4.81
% of courses of treatment with removable appliances only - proposed treatment (rolling 12 month period)	0	65	0.0%	1.5%	2.0%
% of courses of treatment with removable appliances only - completed treatment (rolling 12 month period)	0	1	0.0%	1.0%	1.5%
% of patients satisfied with the treatment they have received (rolling 12 month period)	1	1	100.0%	96.6%	96.0%

\* Figures in italics indicate that the base number is less than 100.

**Q47 - Vital Signs Orthodontic At a Glance Contract Report for 193496/0008 - March 2017**

Name or company name	Dentalign ĩ Ormskirk	16/17 Contracted general activity (UDA)	0
Contract type name	PDS Contract	Carry forward general activity (UDA)	0
Purpose of contract	Orthodontic	16/17 Contracted orthodontic activity (UOA)	0
Contract start date	11/01/2016	Carry forward orthodontic activity (UOA)	0
Contract end date	30/06/2016	Baseline contract value	£0.25

ACCESS	Contract	England and Wales
24 month ratio of assessments to patient IDs	1.00	1.09

**ACTIVITY**


Month	Adjusted Scheduled Activity (UOA)	
	2016	2017
April	0	63
May	0	630
June	0	630
July	0	630
August	0	630
September	0	630
October	0	630
November	0	630
December	0	630
January	0	630
February	357	630
March	672	630
April	735	
May	735	
June	735	

**QUALITY**

	Contract Quantity	Contract Base Number	Contract *	Region	England
% of all assessments that were assess and fit appliances (rolling 12 month period)	33	33	100.0%	56.0%	56.6%
% of all assessments that were assess and refuse (rolling 12 month period)	0	33	0.0%	12.2%	11.8%
% of all assessments that were assess and review (rolling 12 month period)	0	33	0.0%	31.7%	31.6%
% of terminated courses where treatment was abandoned or discontinued (rolling 12 month period)	0	0	N/A	7.9%	7.7%
% of completed treatments indicating that PAR score was taken (year to date)	0	0	N/A	56.1%	58.4%
Rate of removable appliances per 100 fixed appliances - proposed treatment (rolling 12 month period)	7	66	10.61	5.53	5.64
Rate of removable appliances per 100 fixed appliances - completed treatment (rolling 12 month period)	0	0	N/A	4.24	4.81
% of courses of treatment with removable appliances only - proposed treatment (rolling 12 month period)	0	33	0.0%	1.5%	2.0%
% of courses of treatment with removable appliances only - completed treatment (rolling 12 month period)	0	0	N/A	1.0%	1.5%
% of patients satisfied with the treatment they have received (rolling 12 month period)	0	0	N/A	96.6%	96.0%

\* Figures in italics indicate that the base number is less than 100.

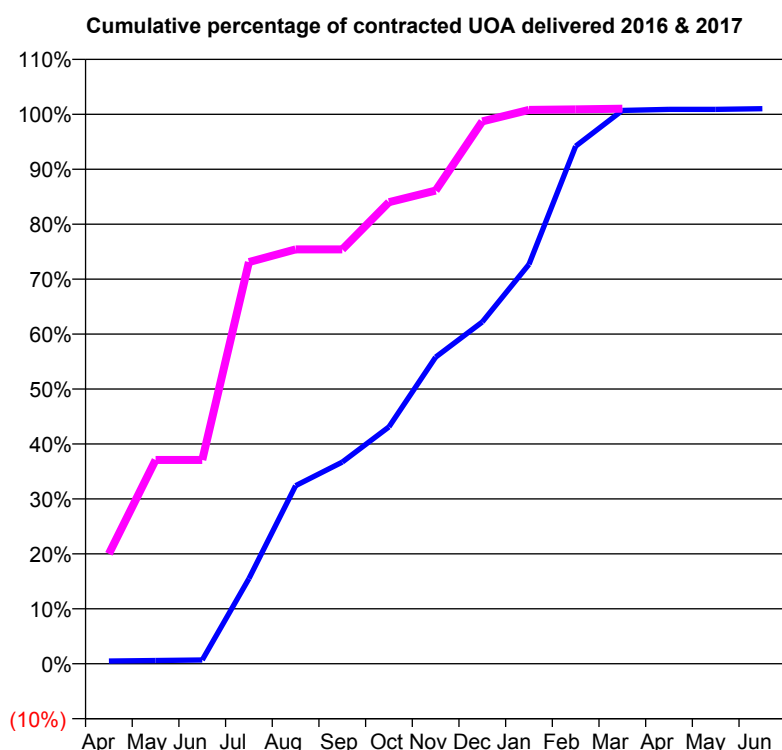
**Q47 - Vital Signs Orthodontic At a Glance Contract Report for 198447/0001 - March 2017**

Name or company name	Dentistry 4 All
Contract type name	Pilot Contract
Purpose of contract	General and Orthodontic
Contract start date	01/04/2009
Contract end date	

16/17 Contracted general activity (UDA)	34,000
Carry forward general activity (UDA)	0
16/17 Contracted orthodontic activity (UOA)	1,000
Carry forward orthodontic activity (UOA)	-10
Baseline contract value	£1,146,258.20

**ACCESS**

	Contract	England and Wales
24 month ratio of assessments to patient IDs	1.02	1.09

**ACTIVITY**


Month	Adjusted Scheduled Activity (UOA)	
	2016	2017
April	5	200
May	6	371
June	7	371
July	155	731
August	324	754
September	367	754
October	431	840
November	558	861
December	622	987
January	727	1,008
February	942	1,009
March	1,007	1,010
April	1,009	
May	1,009	
June	1,010	

**QUALITY**

	Contract Quantity	Contract Base Number	Contract *	Region	England
% of all assessments that were assess and fit appliances (rolling 12 month period)	47	62	75.8%	56.0%	56.6%
% of all assessments that were assess and refuse (rolling 12 month period)	6	62	9.7%	12.2%	11.8%
% of all assessments that were assess and review (rolling 12 month period)	9	62	14.5%	31.7%	31.6%
% of terminated courses where treatment was abandoned or discontinued (rolling 12 month period)	10	59	16.9%	7.9%	7.7%
% of completed treatments indicating that PAR score was taken (year to date)	47	47	100.0%	56.1%	58.4%
Rate of removable appliances per 100 fixed appliances - proposed treatment (rolling 12 month period)	9	63	14.29	5.53	5.64
Rate of removable appliances per 100 fixed appliances - completed treatment (rolling 12 month period)	8	74	10.81	4.24	4.81
% of courses of treatment with removable appliances only - proposed treatment (rolling 12 month period)	5	47	10.6%	1.5%	2.0%
% of courses of treatment with removable appliances only - completed treatment (rolling 12 month period)	1	49	2.0%	1.0%	1.5%
% of patients satisfied with the treatment they have received (rolling 12 month period)	0	0	N/A	96.6%	96.0%

\* Figures in italics indicate that the base number is less than 100.

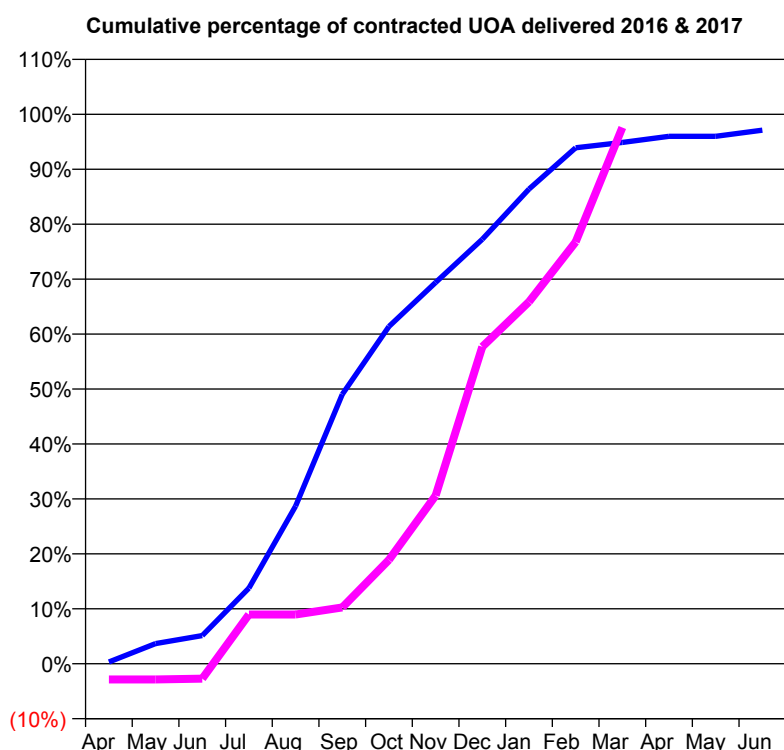


**Q47 - Vital Signs Orthodontic At a Glance Contract Report for 243396/0001 - March 2017**

Name or company name	MR SR PATEL
Contract type name	PDS Contract
Purpose of contract	Orthodontic
Contract start date	01/04/2006
Contract end date	31/03/2018

16/17 Contracted general activity (UDA)	0
Carry forward general activity (UDA)	0
16/17 Contracted orthodontic activity (UOA)	624
Carry forward orthodontic activity (UOA)	18
Baseline contract value	£42,220.97

ACCESS	Contract	England and Wales
24 month ratio of assessments to patient IDs	1.05	1.09

**ACTIVITY**


Month	Adjusted Scheduled Activity (UOA)	
	2016	2017
April	2	-18
May	23	-18
June	32	-17
July	86	56
August	179	56
September	306	64
October	383	118
November	433	191
December	482	360
January	539	411
February	586	479
March	592	609
April	599	
May	599	
June	606	

QUALITY	Contract Quantity	Contract Base Number	Contract *	Region	England
% of all assessments that were assess and fit appliances (rolling 12 month period)	29	102	28.4%	56.0%	56.6%
% of all assessments that were assess and refuse (rolling 12 month period)	0	102	0.0%	12.2%	11.8%
% of all assessments that were assess and review (rolling 12 month period)	73	102	71.6%	31.7%	31.6%
% of terminated courses where treatment was abandoned or discontinued (rolling 12 month period)	7	24	29.2%	7.9%	7.7%
% of completed treatments indicating that PAR score was taken (year to date)	16	16	100.0%	56.1%	58.4%
Rate of removable appliances per 100 fixed appliances - proposed treatment (rolling 12 month period)	15	41	36.59	5.53	5.64
Rate of removable appliances per 100 fixed appliances - completed treatment (rolling 12 month period)	4	17	23.53	4.24	4.81
% of courses of treatment with removable appliances only - proposed treatment (rolling 12 month period)	2	29	6.9%	1.5%	2.0%
% of courses of treatment with removable appliances only - completed treatment (rolling 12 month period)	1	17	5.9%	1.0%	1.5%
% of patients satisfied with the treatment they have received (rolling 12 month period)	2	2	100.0%	96.6%	96.0%

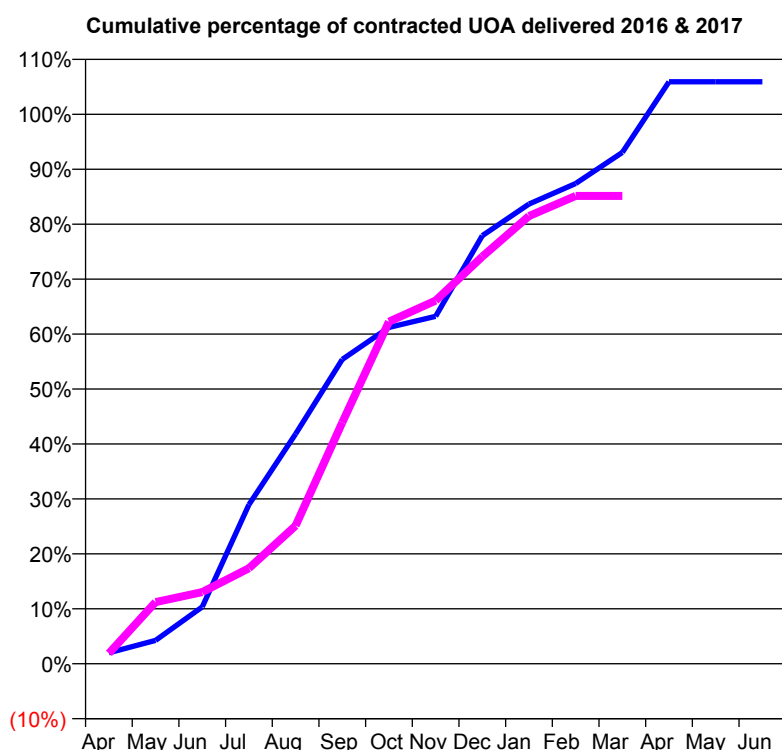
\* Figures in italics indicate that the base number is less than 100.

**Q47 - Vital Signs Orthodontic At a Glance Contract Report for 629154/0003 - March 2017**

Name or company name	MR M DUFFY
Contract type name	GDS Contract
Purpose of contract	General and Orthodontic
Contract start date	01/06/2008
Contract end date	

16/17 Contracted general activity (UDA)	3,050
Carry forward general activity (UDA)	0
16/17 Contracted orthodontic activity (UOA)	1,150
Carry forward orthodontic activity (UOA)	0
Baseline contract value	£154,438.72

ACCESS	Contract	England and Wales
24 month ratio of assessments to patient IDs	1.07	1.09

**ACTIVITY**


Month	Adjusted Scheduled Activity (UOA)	
	2016	2017
April	23	22
May	49	129
June	119	150
July	333	200
August	481	289
September	637	505
October	704	716
November	727	760
December	896	852
January	962	937
February	1,005	979
March	1,070	979
April	1,218	
May	1,218	
June	1,218	

QUALITY	Contract Quantity	Contract Base Number	Contract *	Region	England
% of all assessments that were assess and fit appliances (rolling 12 month period)	53	85	62.4%	56.0%	56.6%
% of all assessments that were assess and refuse (rolling 12 month period)	14	85	16.5%	12.2%	11.8%
% of all assessments that were assess and review (rolling 12 month period)	18	85	21.2%	31.7%	31.6%
% of terminated courses where treatment was abandoned or discontinued (rolling 12 month period)	12	50	24.0%	7.9%	7.7%
% of completed treatments indicating that PAR score was taken (year to date)	35	38	92.1%	56.1%	58.4%
Rate of removable appliances per 100 fixed appliances - proposed treatment (rolling 12 month period)	1	0	N/A	5.53	5.64
Rate of removable appliances per 100 fixed appliances - completed treatment (rolling 12 month period)	0	0	N/A	4.24	4.81
% of courses of treatment with removable appliances only - proposed treatment (rolling 12 month period)	1	53	1.9%	1.5%	2.0%
% of courses of treatment with removable appliances only - completed treatment (rolling 12 month period)	0	38	0.0%	1.0%	1.5%
% of patients satisfied with the treatment they have received (rolling 12 month period)	3	3	100.0%	96.6%	96.0%

\* Figures in italics indicate that the base number is less than 100.

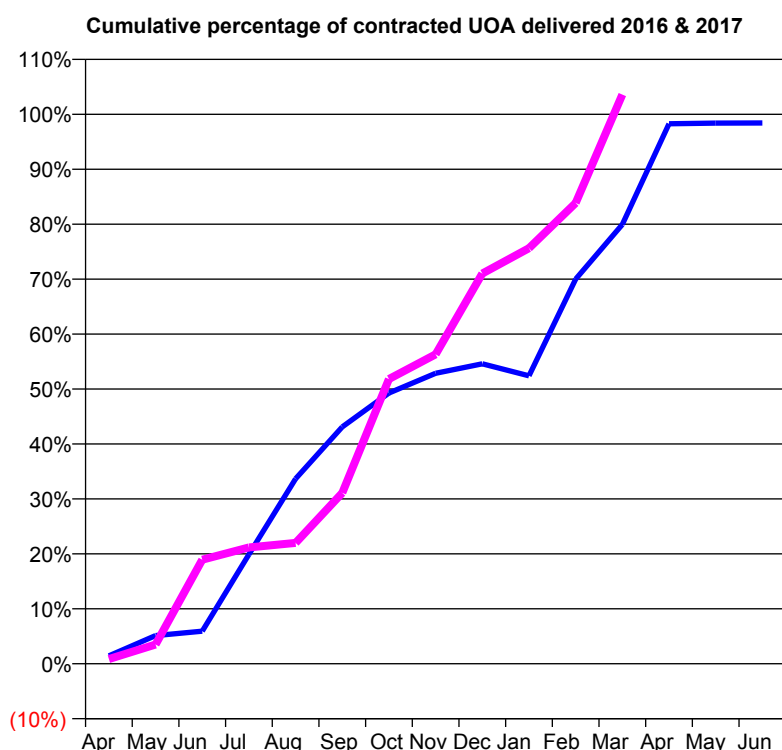
**Q47 - Vital Signs Orthodontic At a Glance Contract Report for 649295/0001 - March 2017**

Name or company name	MR YM CAMUS
Contract type name	Pilot Contract
Purpose of contract	General and Orthodontic
Contract start date	01/04/2006
Contract end date	

16/17 Contracted general activity (UDA)	55,732
Carry forward general activity (UDA)	0
16/17 Contracted orthodontic activity (UOA)	2,904
Carry forward orthodontic activity (UOA)	0
Baseline contract value	£1,515,936.17

**ACCESS**

	Contract	England and Wales
24 month ratio of assessments to patient IDs	1.06	1.09

**ACTIVITY**


Month	Adjusted Scheduled Activity (UOA)	
	2016	2017
April	42	25
May	149	102
June	172	550
July	578	615
August	978	639
September	1,252	903
October	1,431	1,505
November	1,535	1,635
December	1,585	2,062
January	1,522	2,196
February	2,033	2,435
March	2,322	3,008
April	2,854	
May	2,857	
June	2,858	

**QUALITY**

	Contract Quantity	Contract Base Number	Contract *	Region	England
% of all assessments that were assess and fit appliances (rolling 12 month period)	168	262	64.1%	56.0%	56.6%
% of all assessments that were assess and refuse (rolling 12 month period)	28	262	10.7%	12.2%	11.8%
% of all assessments that were assess and review (rolling 12 month period)	66	262	25.2%	31.7%	31.6%
% of terminated courses where treatment was abandoned or discontinued (rolling 12 month period)	28	65	43.1%	7.9%	7.7%
% of completed treatments indicating that PAR score was taken (year to date)	2	36	5.6%	56.1%	58.4%
Rate of removable appliances per 100 fixed appliances - proposed treatment (rolling 12 month period)	27	126	21.43	5.53	5.64
Rate of removable appliances per 100 fixed appliances - completed treatment (rolling 12 month period)	0	4	0.00	4.24	4.81
% of courses of treatment with removable appliances only - proposed treatment (rolling 12 month period)	12	168	7.1%	1.5%	2.0%
% of courses of treatment with removable appliances only - completed treatment (rolling 12 month period)	0	37	0.0%	1.0%	1.5%
% of patients satisfied with the treatment they have received (rolling 12 month period)	4	4	100.0%	96.6%	96.0%

\* Figures in italics indicate that the base number is less than 100.

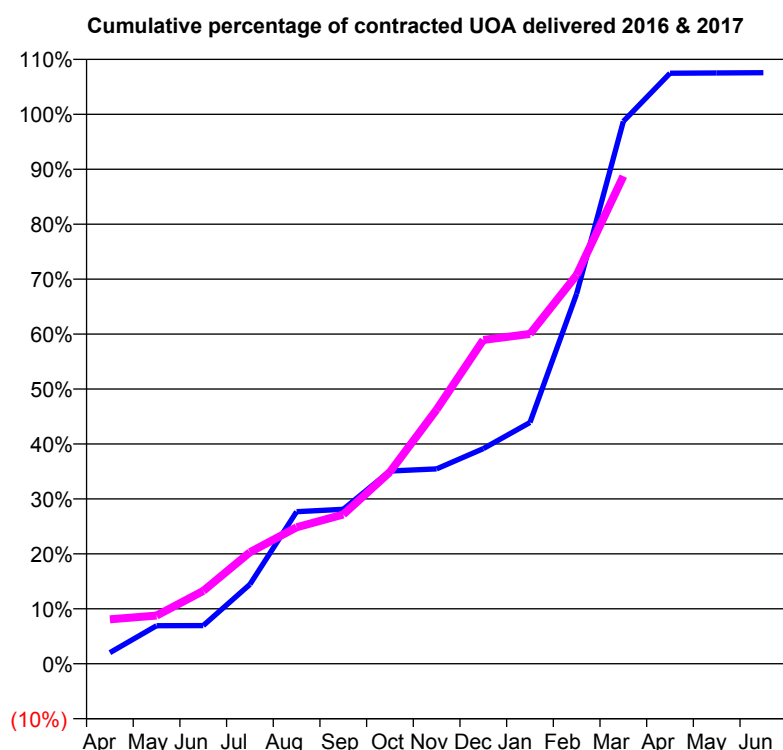
**Q47 - Vital Signs Orthodontic At a Glance Contract Report for 676209/0001 - March 2017**

Name or company name	MR SL MORGAN
Contract type name	GDS Contract
Purpose of contract	General and Orthodontic
Contract start date	01/04/2006
Contract end date	

16/17 Contracted general activity (UDA)	38,336
Carry forward general activity (UDA)	708
16/17 Contracted orthodontic activity (UOA)	6,289
Carry forward orthodontic activity (UOA)	-391
Baseline contract value	£1,376,986.10

**ACCESS**

	Contract	England and Wales
24 month ratio of assessments to patient IDs	1.11	1.09

**ACTIVITY**


Month	Adjusted Scheduled Activity (UOA)	
	2016	2017
April	127	509
May	435	551
June	437	834
July	909	1,276
August	1,741	1,562
September	1,768	1,709
October	2,206	2,195
November	2,230	2,909
December	2,463	3,707
January	2,761	3,775
February	4,236	4,450
March	6,208	5,580
April	6,759	
May	6,761	
June	6,764	

**QUALITY**

	Contract Quantity	Contract Base Number	Contract *	Region	England
% of all assessments that were assess and fit appliances (rolling 12 month period)	274	405	67.7%	56.0%	56.6%
% of all assessments that were assess and refuse (rolling 12 month period)	38	405	9.4%	12.2%	11.8%
% of all assessments that were assess and review (rolling 12 month period)	93	405	23.0%	31.7%	31.6%
% of terminated courses where treatment was abandoned or discontinued (rolling 12 month period)	23	93	24.7%	7.9%	7.7%
% of completed treatments indicating that PAR score was taken (year to date)	6	67	9.0%	56.1%	58.4%
Rate of removable appliances per 100 fixed appliances - proposed treatment (rolling 12 month period)	16	533	3.00	5.53	5.64
Rate of removable appliances per 100 fixed appliances - completed treatment (rolling 12 month period)	12	120	10.00	4.24	4.81
% of courses of treatment with removable appliances only - proposed treatment (rolling 12 month period)	1	274	0.4%	1.5%	2.0%
% of courses of treatment with removable appliances only - completed treatment (rolling 12 month period)	2	70	2.9%	1.0%	1.5%
% of patients satisfied with the treatment they have received (rolling 12 month period)	6	6	100.0%	96.6%	96.0%

\* Figures in italics indicate that the base number is less than 100.

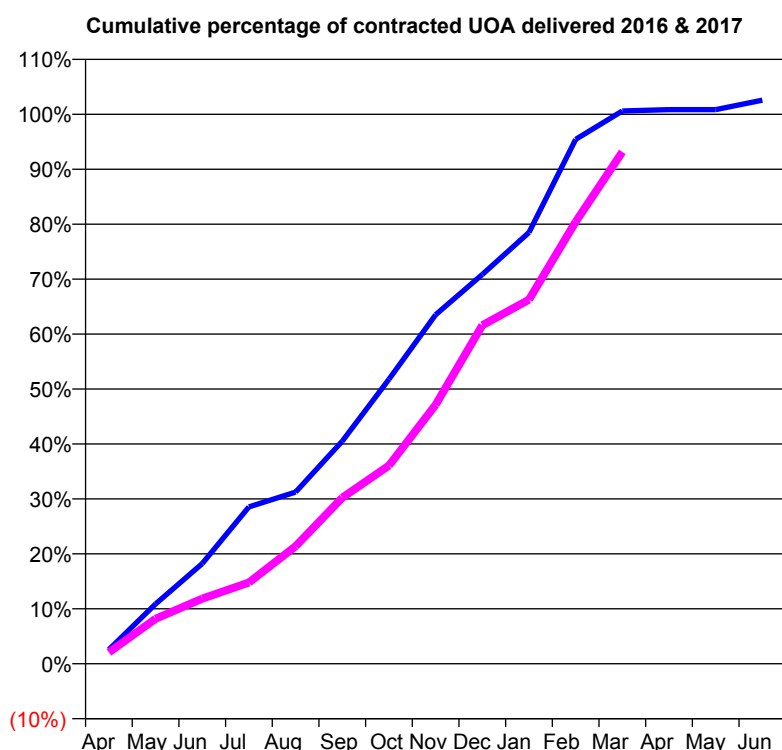
**Q47 - Vital Signs Orthodontic At a Glance Contract Report for 723207/0002 - March 2017**

Name or company name	MR SH CARTER
Contract type name	PDS Contract
Purpose of contract	Orthodontic
Contract start date	10/04/2012
Contract end date	31/03/2018

16/17 Contracted general activity (UDA)	0
Carry forward general activity (UDA)	0
16/17 Contracted orthodontic activity (UOA)	8,590
Carry forward orthodontic activity (UOA)	-94
Baseline contract value	£572,606.70

**ACCESS**

	Contract	England and Wales
24 month ratio of assessments to patient IDs	1.00	1.09

**ACTIVITY**


Month	Adjusted Scheduled Activity (UOA)	
	2016	2017
April	221	178
May	935	703
June	1,566	1,018
July	2,452	1,271
August	2,683	1,838
September	3,481	2,595
October	4,447	3,099
November	5,457	4,050
December	6,087	5,292
January	6,743	5,691
February	8,197	6,910
March	8,641	8,002
April	8,662	
May	8,662	
June	8,810	

**QUALITY**

	Contract Quantity	Contract Base Number	Contract *	Region	England
% of all assessments that were assess and fit appliances (rolling 12 month period)	386	390	99.0%	56.0%	56.6%
% of all assessments that were assess and refuse (rolling 12 month period)	4	390	1.0%	12.2%	11.8%
% of all assessments that were assess and review (rolling 12 month period)	0	390	0.0%	31.7%	31.6%
% of terminated courses where treatment was abandoned or discontinued (rolling 12 month period)	34	364	9.3%	7.9%	7.7%
% of completed treatments indicating that PAR score was taken (year to date)	308	330	93.3%	56.1%	58.4%
Rate of removable appliances per 100 fixed appliances - proposed treatment (rolling 12 month period)	72	758	9.50	5.53	5.64
Rate of removable appliances per 100 fixed appliances - completed treatment (rolling 12 month period)	15	362	4.14	4.24	4.81
% of courses of treatment with removable appliances only - proposed treatment (rolling 12 month period)	4	386	1.0%	1.5%	2.0%
% of courses of treatment with removable appliances only - completed treatment (rolling 12 month period)	1	330	0.3%	1.0%	1.5%
% of patients satisfied with the treatment they have received (rolling 12 month period)	11	12	91.7%	96.6%	96.0%

\* Figures in italics indicate that the base number is less than 100.

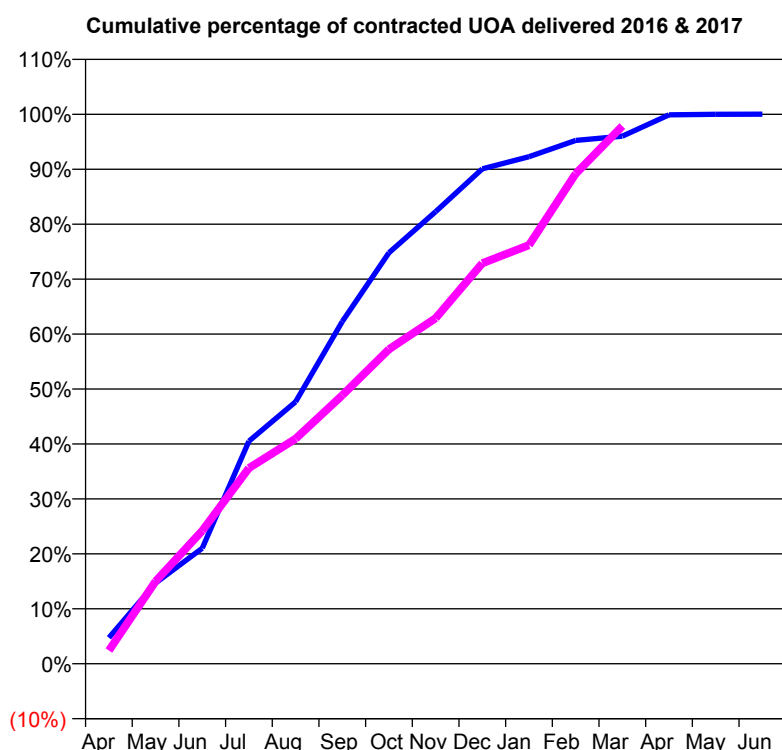
**Q47 - Vital Signs Orthodontic At a Glance Contract Report for 820539/0001 - March 2017**

Name or company name	MISS DA FOX
Contract type name	PDS Contract
Purpose of contract	Orthodontic
Contract start date	01/04/2006
Contract end date	31/03/2018

16/17 Contracted general activity (UDA)	0
Carry forward general activity (UDA)	0
16/17 Contracted orthodontic activity (UOA)	3,960
Carry forward orthodontic activity (UOA)	-1
Baseline contract value	£261,424.55

**ACCESS**

	Contract	England and Wales
24 month ratio of assessments to patient IDs	1.02	1.09

**ACTIVITY**


Month	Adjusted Scheduled Activity (UOA)	
	2016	2017
April	188	96
May	582	594
June	833	959
July	1,604	1,410
August	1,888	1,622
September	2,466	1,935
October	2,962	2,266
November	3,258	2,490
December	3,567	2,886
January	3,654	3,017
February	3,771	3,531
March	3,802	3,875
April	3,956	
May	3,960	
June	3,961	

**QUALITY**

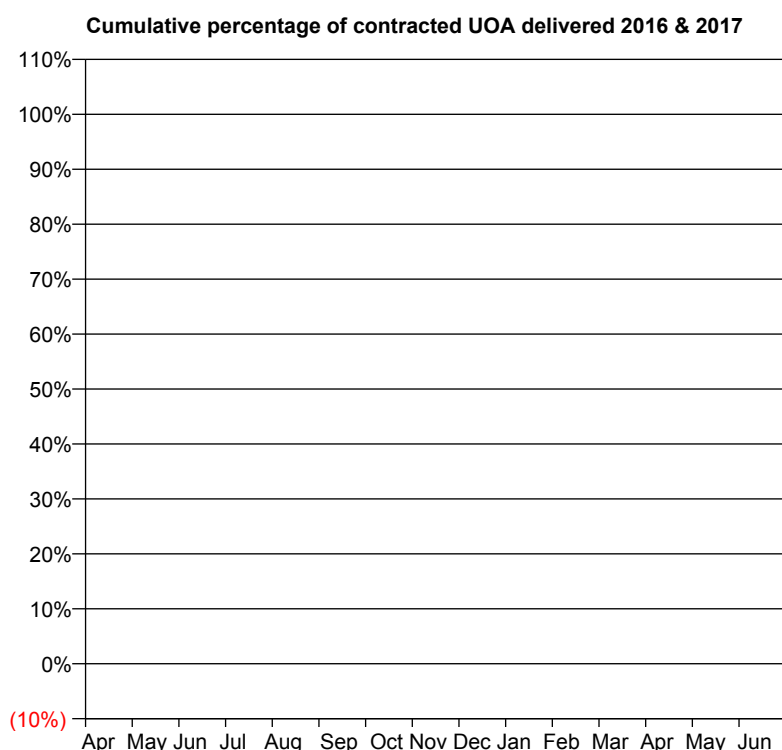
	Contract Quantity	Contract Base Number	Contract *	Region	England
% of all assessments that were assess and fit appliances (rolling 12 month period)	187	330	56.7%	56.0%	56.6%
% of all assessments that were assess and refuse (rolling 12 month period)	62	330	18.8%	12.2%	11.8%
% of all assessments that were assess and review (rolling 12 month period)	81	330	24.5%	31.7%	31.6%
% of terminated courses where treatment was abandoned or discontinued (rolling 12 month period)	19	175	10.9%	7.9%	7.7%
% of completed treatments indicating that PAR score was taken (year to date)	36	156	23.1%	56.1%	58.4%
Rate of removable appliances per 100 fixed appliances - proposed treatment (rolling 12 month period)	2	234	0.85	5.53	5.64
Rate of removable appliances per 100 fixed appliances - completed treatment (rolling 12 month period)	1	296	0.34	4.24	4.81
% of courses of treatment with removable appliances only - proposed treatment (rolling 12 month period)	1	187	0.5%	1.5%	2.0%
% of courses of treatment with removable appliances only - completed treatment (rolling 12 month period)	0	156	0.0%	1.0%	1.5%
% of patients satisfied with the treatment they have received (rolling 12 month period)	10	11	90.9%	96.6%	96.0%

\* Figures in italics indicate that the base number is less than 100.

**Q47 - Vital Signs Orthodontic At a Glance Contract Report for 820539/0004 - March 2017**

Name or company name	MISS DA FOX	16/17 Contracted general activity (UDA)	0
Contract type name	GDS Contract	Carry forward general activity (UDA)	0
Purpose of contract	Orthodontic	16/17 Contracted orthodontic activity (UOA)	0
Contract start date	11/01/2016	Carry forward orthodontic activity (UOA)	0
Contract end date	30/06/2016	Baseline contract value	£0.25

ACCESS	Contract	England and Wales
24 month ratio of assessments to patient IDs	1.00	1.09

**ACTIVITY**


Month	Adjusted Scheduled Activity (UOA)	
	2016	2017
April	0	0
May	0	42
June	0	42
July	0	42
August	0	42
September	0	42
October	0	42
November	0	42
December	0	42
January	0	42
February	42	42
March	189	42
April	399	
May	399	
June	399	

QUALITY	Contract Quantity	Contract Base Number	Contract *	Region	England
% of all assessments that were assess and fit appliances (rolling 12 month period)	12	12	100.0%	56.0%	56.6%
% of all assessments that were assess and refuse (rolling 12 month period)	0	12	0.0%	12.2%	11.8%
% of all assessments that were assess and review (rolling 12 month period)	0	12	0.0%	31.7%	31.6%
% of terminated courses where treatment was abandoned or discontinued (rolling 12 month period)	0	0	N/A	7.9%	7.7%
% of completed treatments indicating that PAR score was taken (year to date)	0	0	N/A	56.1%	58.4%
Rate of removable appliances per 100 fixed appliances - proposed treatment (rolling 12 month period)	0	4	0.00	5.53	5.64
Rate of removable appliances per 100 fixed appliances - completed treatment (rolling 12 month period)	0	0	N/A	4.24	4.81
% of courses of treatment with removable appliances only - proposed treatment (rolling 12 month period)	0	12	0.0%	1.5%	2.0%
% of courses of treatment with removable appliances only - completed treatment (rolling 12 month period)	0	0	N/A	1.0%	1.5%
% of patients satisfied with the treatment they have received (rolling 12 month period)	1	1	100.0%	96.6%	96.0%

\* Figures in italics indicate that the base number is less than 100.

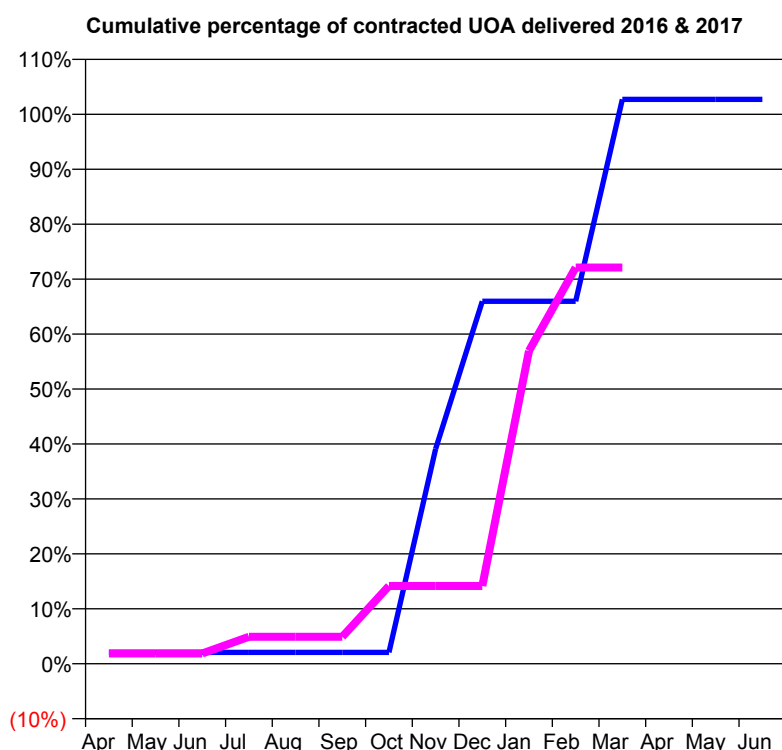
**Q47 - Vital Signs Orthodontic At a Glance Contract Report for 842540/0003 - March 2017**

Name or company name	MISS JS PRASAD
Contract type name	GDS Contract
Purpose of contract	Orthodontic
Contract start date	01/04/2010
Contract end date	

16/17 Contracted general activity (UDA)	0
Carry forward general activity (UDA)	0
16/17 Contracted orthodontic activity (UOA)	692
Carry forward orthodontic activity (UOA)	-13
Baseline contract value	£44,896.68

**ACCESS**

	Contract	England and Wales
24 month ratio of assessments to patient IDs	1.09	1.09

**ACTIVITY**


Month	Adjusted Scheduled Activity (UOA)	
	2016	2017
April	13	13
May	13	13
June	13	13
July	13	34
August	13	34
September	13	34
October	13	98
November	246	98
December	415	98
January	415	394
February	415	499
March	646	499
April	646	
May	646	
June	646	

**QUALITY**

	Contract Quantity	Contract Base Number	Contract *	Region	England
% of all assessments that were assess and fit appliances (rolling 12 month period)	24	28	85.7%	56.0%	56.6%
% of all assessments that were assess and refuse (rolling 12 month period)	0	28	0.0%	12.2%	11.8%
% of all assessments that were assess and review (rolling 12 month period)	4	28	14.3%	31.7%	31.6%
% of terminated courses where treatment was abandoned or discontinued (rolling 12 month period)	0	1	0.0%	7.9%	7.7%
% of completed treatments indicating that PAR score was taken (year to date)	1	1	100.0%	56.1%	58.4%
Rate of removable appliances per 100 fixed appliances - proposed treatment (rolling 12 month period)	2	10	20.00	5.53	5.64
Rate of removable appliances per 100 fixed appliances - completed treatment (rolling 12 month period)	0	2	0.00	4.24	4.81
% of courses of treatment with removable appliances only - proposed treatment (rolling 12 month period)	1	24	4.2%	1.5%	2.0%
% of courses of treatment with removable appliances only - completed treatment (rolling 12 month period)	0	1	0.0%	1.0%	1.5%
% of patients satisfied with the treatment they have received (rolling 12 month period)	2	2	100.0%	96.6%	96.0%

\* Figures in italics indicate that the base number is less than 100.



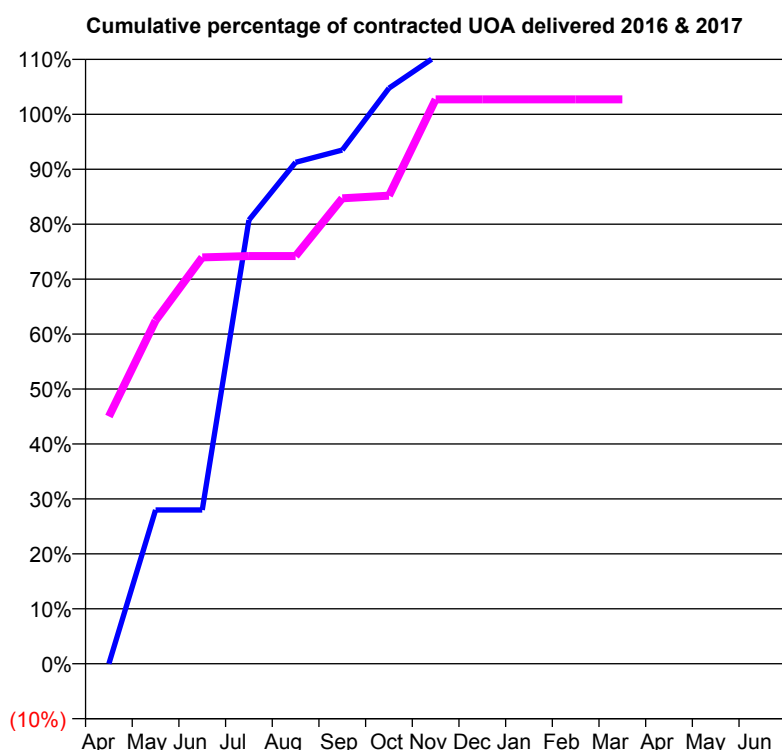
**Q48 - Vital Signs Orthodontic At a Glance Contract Report for 165239/0001 - March 2017**

Name or company name	Ventre & Ventre Limited
Contract type name	GDS Contract
Purpose of contract	General and Orthodontic
Contract start date	01/11/2014
Contract end date	

16/17 Contracted general activity (UDA)	24,053
Carry forward general activity (UDA)	359
16/17 Contracted orthodontic activity (UOA)	400
Carry forward orthodontic activity (UOA)	0
Baseline contract value	£779,162.21

**ACCESS**

	Contract	England and Wales
24 month ratio of assessments to patient IDs	1.17	1.09

**ACTIVITY**


Month	Adjusted Scheduled Activity (UOA)	
	2016	2017
April	0	180
May	112	250
June	112	296
July	323	297
August	365	297
September	374	339
October	419	341
November	442	411
December	445	411
January	445	411
February	445	411
March	445	411
April	445	
May	445	
June	445	

**QUALITY**

	Contract Quantity	Contract Base Number	Contract *	Region	England
% of all assessments that were assess and fit appliances (rolling 12 month period)	18	50	36.0%	56.0%	56.6%
% of all assessments that were assess and refuse (rolling 12 month period)	6	50	12.0%	12.2%	11.8%
% of all assessments that were assess and review (rolling 12 month period)	26	50	52.0%	31.7%	31.6%
% of terminated courses where treatment was abandoned or discontinued (rolling 12 month period)	0	16	0.0%	7.9%	7.7%
% of completed treatments indicating that PAR score was taken (year to date)	16	16	100.0%	56.1%	58.4%
Rate of removable appliances per 100 fixed appliances - proposed treatment (rolling 12 month period)	0	0	N/A	5.53	5.64
Rate of removable appliances per 100 fixed appliances - completed treatment (rolling 12 month period)	0	27	0.00	4.24	4.81
% of courses of treatment with removable appliances only - proposed treatment (rolling 12 month period)	0	18	0.0%	1.5%	2.0%
% of courses of treatment with removable appliances only - completed treatment (rolling 12 month period)	0	16	0.0%	1.0%	1.5%
% of patients satisfied with the treatment they have received (rolling 12 month period)	0	0	N/A	96.6%	96.0%

\* Figures in italics indicate that the base number is less than 100.

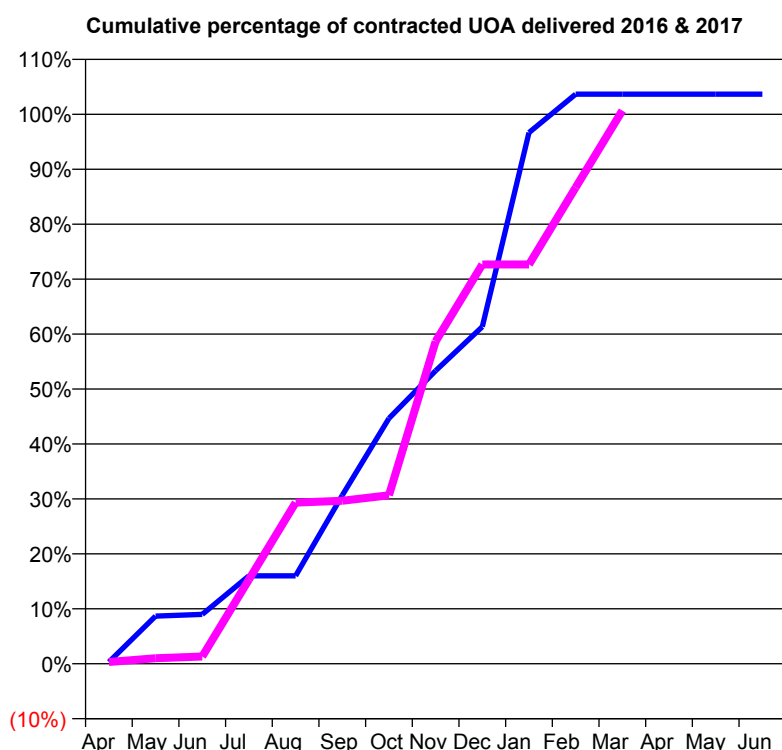
**Q48 - Vital Signs Orthodontic At a Glance Contract Report for 171859/0002 - March 2017**

Name or company name	Oak Dental Care Limited
Contract type name	GDS Contract
Purpose of contract	General and Orthodontic
Contract start date	01/09/2007
Contract end date	

16/17 Contracted general activity (UDA)	17,512
Carry forward general activity (UDA)	0
16/17 Contracted orthodontic activity (UOA)	300
Carry forward orthodontic activity (UOA)	0
Baseline contract value	£530,051.50

**ACCESS**

	Contract	England and Wales
24 month ratio of assessments to patient IDs	1.08	1.09

**ACTIVITY**


Month	Adjusted Scheduled Activity (UOA)	
	2016	2017
April	1	1
May	26	3
June	27	4
July	48	46
August	48	88
September	92	89
October	134	92
November	160	176
December	184	218
January	290	218
February	311	260
March	311	302
April	311	
May	311	
June	311	

**QUALITY**

	Contract Quantity	Contract Base Number	Contract *	Region	England
% of all assessments that were assess and fit appliances (rolling 12 month period)	14	22	63.6%	56.0%	56.6%
% of all assessments that were assess and refuse (rolling 12 month period)	1	22	4.5%	12.2%	11.8%
% of all assessments that were assess and review (rolling 12 month period)	7	22	31.8%	31.7%	31.6%
% of terminated courses where treatment was abandoned or discontinued (rolling 12 month period)	0	1	0.0%	7.9%	7.7%
% of completed treatments indicating that PAR score was taken (year to date)	0	1	0.0%	56.1%	58.4%
Rate of removable appliances per 100 fixed appliances - proposed treatment (rolling 12 month period)	0	10	0.00	5.53	5.64
Rate of removable appliances per 100 fixed appliances - completed treatment (rolling 12 month period)	0	0	N/A	4.24	4.81
% of courses of treatment with removable appliances only - proposed treatment (rolling 12 month period)	0	14	0.0%	1.5%	2.0%
% of courses of treatment with removable appliances only - completed treatment (rolling 12 month period)	0	1	0.0%	1.0%	1.5%
% of patients satisfied with the treatment they have received (rolling 12 month period)	1	2	50.0%	96.6%	96.0%

\* Figures in italics indicate that the base number is less than 100.

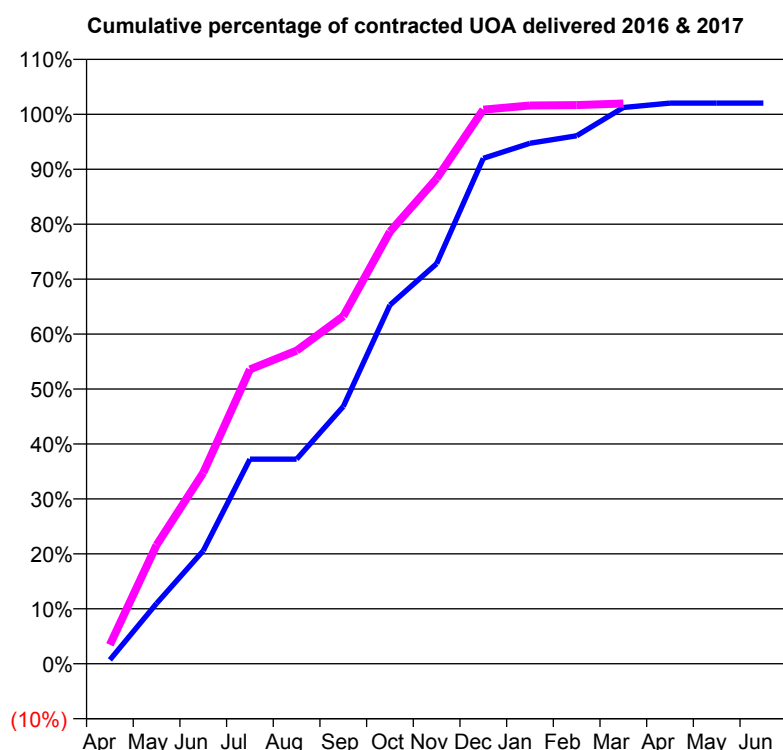
**Q48 - Vital Signs Orthodontic At a Glance Contract Report for 172014/0001 - March 2017**

Name or company name	Mrs D Sundarraj
Contract type name	PDS Contract
Purpose of contract	Orthodontic
Contract start date	01/01/2011
Contract end date	31/03/2018

16/17 Contracted general activity (UDA)	0
Carry forward general activity (UDA)	0
16/17 Contracted orthodontic activity (UOA)	3,069
Carry forward orthodontic activity (UOA)	0
Baseline contract value	£205,488.85

**ACCESS**

	Contract	England and Wales
24 month ratio of assessments to patient IDs	1.00	1.09

**ACTIVITY**


Month	Adjusted Scheduled Activity (UOA)	
	2016	2017
April	22	106
May	337	663
June	631	1,067
July	1,143	1,644
August	1,143	1,749
September	1,437	1,941
October	2,004	2,413
November	2,235	2,710
December	2,823	3,095
January	2,907	3,118
February	2,949	3,120
March	3,107	3,129
April	3,131	
May	3,131	
June	3,131	

**QUALITY**

	Contract Quantity	Contract Base Number	Contract *	Region	England
% of all assessments that were assess and fit appliances (rolling 12 month period)	149	211	70.6%	56.0%	56.6%
% of all assessments that were assess and refuse (rolling 12 month period)	61	211	28.9%	12.2%	11.8%
% of all assessments that were assess and review (rolling 12 month period)	1	211	0.5%	31.7%	31.6%
% of terminated courses where treatment was abandoned or discontinued (rolling 12 month period)	5	138	3.6%	7.9%	7.7%
% of completed treatments indicating that PAR score was taken (year to date)	82	133	61.7%	56.1%	58.4%
Rate of removable appliances per 100 fixed appliances - proposed treatment (rolling 12 month period)	0	293	0.00	5.53	5.64
Rate of removable appliances per 100 fixed appliances - completed treatment (rolling 12 month period)	2	256	0.78	4.24	4.81
% of courses of treatment with removable appliances only - proposed treatment (rolling 12 month period)	0	149	0.0%	1.5%	2.0%
% of courses of treatment with removable appliances only - completed treatment (rolling 12 month period)	0	133	0.0%	1.0%	1.5%
% of patients satisfied with the treatment they have received (rolling 12 month period)	5	5	100.0%	96.6%	96.0%

\* Figures in italics indicate that the base number is less than 100.

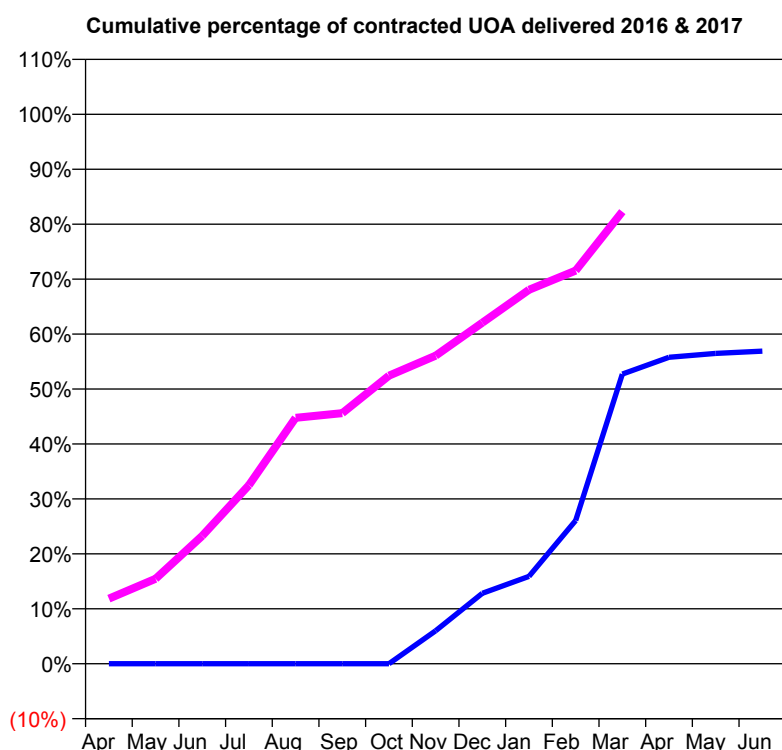
**Q48 - Vital Signs Orthodontic At a Glance Contract Report for 181528/0006 - March 2017**

Name or company name	Salaried Dental Service, Knowsley
Contract type name	PDS Contract
Purpose of contract	Orthodontic
Contract start date	01/04/2015
Contract end date	31/03/2018

16/17 Contracted general activity (UDA)	0
Carry forward general activity (UDA)	0
16/17 Contracted orthodontic activity (UOA)	717
Carry forward orthodontic activity (UOA)	0
Baseline contract value	£70,453.19

**ACCESS**

	Contract	England and Wales
24 month ratio of assessments to patient IDs	1.01	1.09

**ACTIVITY**


Month	Adjusted Scheduled Activity (UOA)	
	2016	2017
April	0	85
May	0	111
June	0	167
July	0	233
August	0	321
September	0	327
October	0	376
November	43	402
December	92	445
January	114	488
February	187	513
March	378	590
April	400	
May	405	
June	408	

**QUALITY**

	Contract Quantity	Contract Base Number	Contract *	Region	England
% of all assessments that were assess and fit appliances (rolling 12 month period)	27	97	27.8%	56.0%	56.6%
% of all assessments that were assess and refuse (rolling 12 month period)	5	97	5.2%	12.2%	11.8%
% of all assessments that were assess and review (rolling 12 month period)	65	97	67.0%	31.7%	31.6%
% of terminated courses where treatment was abandoned or discontinued (rolling 12 month period)	1	19	5.3%	7.9%	7.7%
% of completed treatments indicating that PAR score was taken (year to date)	18	18	100.0%	56.1%	58.4%
Rate of removable appliances per 100 fixed appliances - proposed treatment (rolling 12 month period)	4	5	80.00	5.53	5.64
Rate of removable appliances per 100 fixed appliances - completed treatment (rolling 12 month period)	3	18	16.67	4.24	4.81
% of courses of treatment with removable appliances only - proposed treatment (rolling 12 month period)	4	27	14.8%	1.5%	2.0%
% of courses of treatment with removable appliances only - completed treatment (rolling 12 month period)	2	18	11.1%	1.0%	1.5%
% of patients satisfied with the treatment they have received (rolling 12 month period)	2	2	100.0%	96.6%	96.0%

\* Figures in italics indicate that the base number is less than 100.

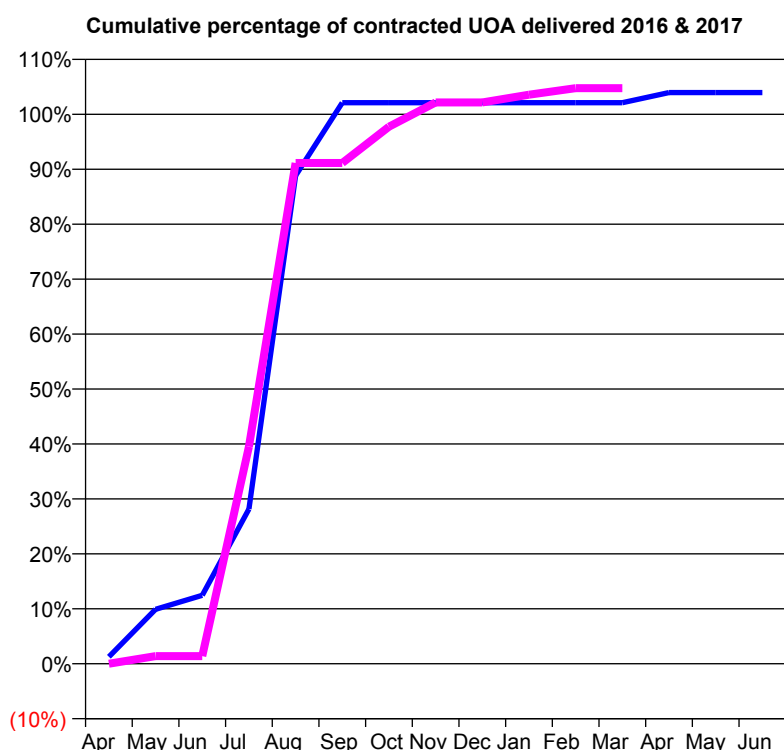
**Q48 - Vital Signs Orthodontic At a Glance Contract Report for 184217/0001 - March 2017**

Name or company name	The Liverpool Brace Place Limited
Contract type name	PDS Contract
Purpose of contract	Orthodontic
Contract start date	06/04/2014
Contract end date	31/03/2018

16/17 Contracted general activity (UDA)	0
Carry forward general activity (UDA)	0
16/17 Contracted orthodontic activity (UOA)	9,046
Carry forward orthodontic activity (UOA)	0
Baseline contract value	£596,357.64

**ACCESS**

	Contract	England and Wales
24 month ratio of assessments to patient IDs	1.03	1.09

**ACTIVITY**


Month	Adjusted Scheduled Activity (UOA)	
	2016	2017
April	116	0
May	896	126
June	1,127	126
July	2,548	3,575
August	8,036	8,243
September	9,236	8,243
October	9,236	8,842
November	9,236	9,241
December	9,236	9,241
January	9,236	9,369
February	9,236	9,475
March	9,236	9,476
April	9,402	
May	9,402	
June	9,402	

**QUALITY**

	Contract Quantity	Contract Base Number	Contract *	Region	England
% of all assessments that were assess and fit appliances (rolling 12 month period)	457	604	75.7%	56.0%	56.6%
% of all assessments that were assess and refuse (rolling 12 month period)	79	604	13.1%	12.2%	11.8%
% of all assessments that were assess and review (rolling 12 month period)	68	604	11.3%	31.7%	31.6%
% of terminated courses where treatment was abandoned or discontinued (rolling 12 month period)	11	626	1.8%	7.9%	7.7%
% of completed treatments indicating that PAR score was taken (year to date)	563	615	91.5%	56.1%	58.4%
Rate of removable appliances per 100 fixed appliances - proposed treatment (rolling 12 month period)	3	889	0.34	5.53	5.64
Rate of removable appliances per 100 fixed appliances - completed treatment (rolling 12 month period)	3	1,197	0.25	4.24	4.81
% of courses of treatment with removable appliances only - proposed treatment (rolling 12 month period)	1	457	0.2%	1.5%	2.0%
% of courses of treatment with removable appliances only - completed treatment (rolling 12 month period)	0	615	0.0%	1.0%	1.5%
% of patients satisfied with the treatment they have received (rolling 12 month period)	16	16	100.0%	96.6%	96.0%

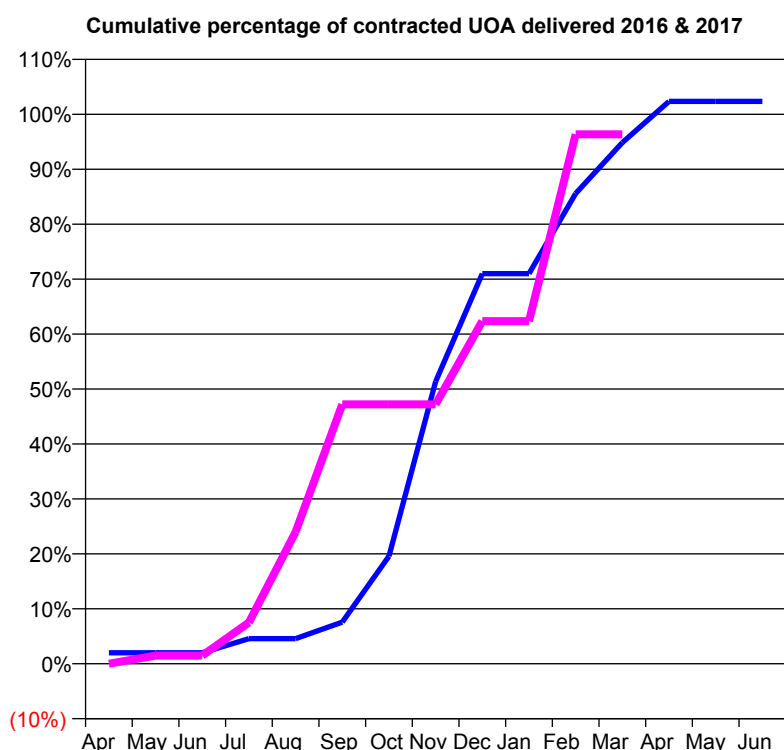
\* Figures in italics indicate that the base number is less than 100.

**Q48 - Vital Signs Orthodontic At a Glance Contract Report for 195294/0002 - March 2017**

Name or company name	Deacon Dental Ltd
Contract type name	GDS Contract
Purpose of contract	Orthodontic
Contract start date	01/04/2009
Contract end date	

16/17 Contracted general activity (UDA)	0
Carry forward general activity (UDA)	0
16/17 Contracted orthodontic activity (UOA)	1,400
Carry forward orthodontic activity (UOA)	0
Baseline contract value	£70,014.32

ACCESS	Contract	England and Wales
24 month ratio of assessments to patient IDs	1.03	1.09

**ACTIVITY**


Month	Adjusted Scheduled Activity (UOA)	
	2016	2017
April	28	0
May	28	21
June	28	21
July	64	105
August	64	336
September	106	661
October	274	661
November	719	661
December	994	873
January	994	873
February	1,198	1,349
March	1,328	1,349
April	1,433	
May	1,433	
June	1,433	

QUALITY	Contract Quantity	Contract Base Number	Contract *	Region	England
% of all assessments that were assess and fit appliances (rolling 12 month period)	69	69	100.0%	56.0%	56.6%
% of all assessments that were assess and refuse (rolling 12 month period)	0	69	0.0%	12.2%	11.8%
% of all assessments that were assess and review (rolling 12 month period)	0	69	0.0%	31.7%	31.6%
% of terminated courses where treatment was abandoned or discontinued (rolling 12 month period)	0	9	0.0%	7.9%	7.7%
% of completed treatments indicating that PAR score was taken (year to date)	9	9	100.0%	56.1%	58.4%
Rate of removable appliances per 100 fixed appliances - proposed treatment (rolling 12 month period)	3	130	2.31	5.53	5.64
Rate of removable appliances per 100 fixed appliances - completed treatment (rolling 12 month period)	0	18	0.00	4.24	4.81
% of courses of treatment with removable appliances only - proposed treatment (rolling 12 month period)	2	69	2.9%	1.5%	2.0%
% of courses of treatment with removable appliances only - completed treatment (rolling 12 month period)	0	9	0.0%	1.0%	1.5%
% of patients satisfied with the treatment they have received (rolling 12 month period)	3	3	100.0%	96.6%	96.0%

\* Figures in italics indicate that the base number is less than 100.

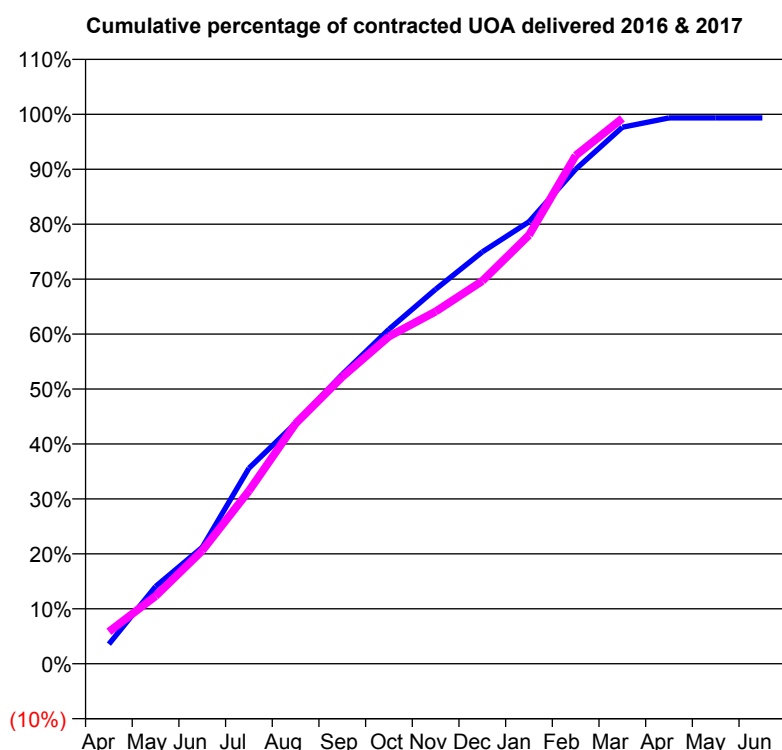
**Q48 - Vital Signs Orthodontic At a Glance Contract Report for 329398/0001 - March 2017**

Name or company name	MR DJ PLUNKETT
Contract type name	PDS Contract
Purpose of contract	Orthodontic
Contract start date	01/04/2006
Contract end date	31/03/2018

16/17 Contracted general activity (UDA)	0
Carry forward general activity (UDA)	0
16/17 Contracted orthodontic activity (UOA)	5,020
Carry forward orthodontic activity (UOA)	33
Baseline contract value	£324,512.26

**ACCESS**

	Contract	England and Wales
24 month ratio of assessments to patient IDs	1.04	1.09

**ACTIVITY**


Month	Adjusted Scheduled Activity (UOA)	
	2016	2017
April	180	293
May	706	618
June	1,064	1,034
July	1,787	1,580
August	2,198	2,195
September	2,644	2,621
October	3,056	2,990
November	3,421	3,218
December	3,762	3,497
January	4,038	3,916
February	4,518	4,643
March	4,901	4,982
April	4,987	
May	4,987	
June	4,987	

**QUALITY**

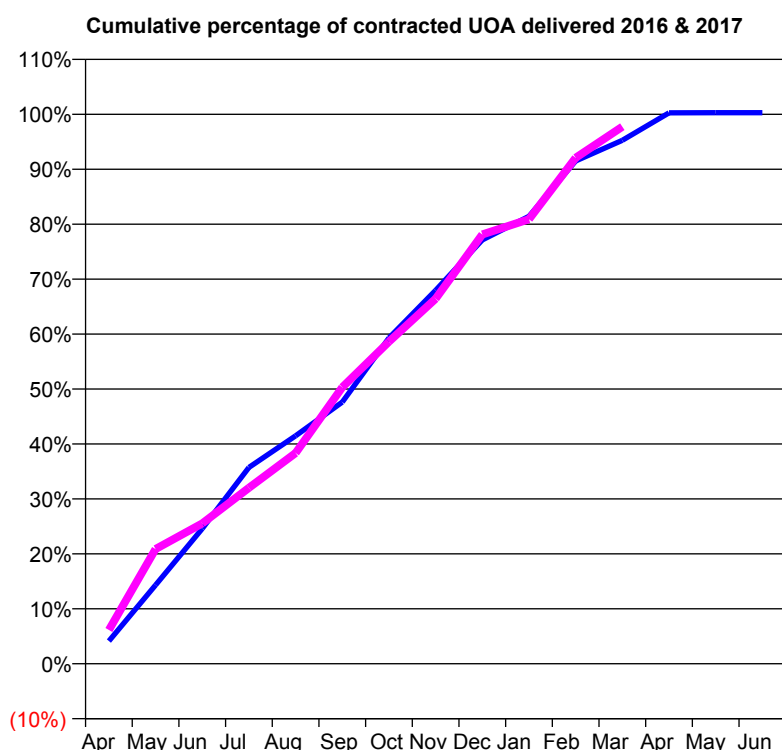
	Contract Quantity	Contract Base Number	Contract *	Region	England
% of all assessments that were assess and fit appliances (rolling 12 month period)	239	378	63.2%	56.0%	56.6%
% of all assessments that were assess and refuse (rolling 12 month period)	56	378	14.8%	12.2%	11.8%
% of all assessments that were assess and review (rolling 12 month period)	83	378	22.0%	31.7%	31.6%
% of terminated courses where treatment was abandoned or discontinued (rolling 12 month period)	12	211	5.7%	7.9%	7.7%
% of completed treatments indicating that PAR score was taken (year to date)	44	199	22.1%	56.1%	58.4%
Rate of removable appliances per 100 fixed appliances - proposed treatment (rolling 12 month period)	3	419	0.72	5.53	5.64
Rate of removable appliances per 100 fixed appliances - completed treatment (rolling 12 month period)	1	374	0.27	4.24	4.81
% of courses of treatment with removable appliances only - proposed treatment (rolling 12 month period)	1	239	0.4%	1.5%	2.0%
% of courses of treatment with removable appliances only - completed treatment (rolling 12 month period)	0	199	0.0%	1.0%	1.5%
% of patients satisfied with the treatment they have received (rolling 12 month period)	2	2	100.0%	96.6%	96.0%

\* Figures in italics indicate that the base number is less than 100.

**Q48 - Vital Signs Orthodontic At a Glance Contract Report for 634816/0001 - March 2017**

Name or company name	MR TH MARTIN	16/17 Contracted general activity (UDA)	0
Contract type name	PDS Contract	Carry forward general activity (UDA)	0
Purpose of contract	Orthodontic	16/17 Contracted orthodontic activity (UOA)	9,644
Contract start date	01/04/2006	Carry forward orthodontic activity (UOA)	0
Contract end date	31/03/2018	Baseline contract value	£648,750.16

ACCESS	Contract	England and Wales
24 month ratio of assessments to patient IDs	1.06	1.09

**ACTIVITY**


Month	Adjusted Scheduled Activity (UOA)	
	2016	2017
April	400	594
May	1,382	2,014
June	2,372	2,462
July	3,447	3,088
August	4,000	3,698
September	4,594	4,852
October	5,718	5,653
November	6,554	6,407
December	7,438	7,535
January	7,853	7,802
February	8,825	8,880
March	9,187	9,426
April	9,670	
May	9,672	
June	9,672	

QUALITY	Contract Quantity	Contract Base Number	Contract *	Region	England
% of all assessments that were assess and fit appliances (rolling 12 month period)	455	879	51.8%	56.0%	56.6%
% of all assessments that were assess and refuse (rolling 12 month period)	162	879	18.4%	12.2%	11.8%
% of all assessments that were assess and review (rolling 12 month period)	262	879	29.8%	31.7%	31.6%
% of terminated courses where treatment was abandoned or discontinued (rolling 12 month period)	39	432	9.0%	7.9%	7.7%
% of completed treatments indicating that PAR score was taken (year to date)	212	393	53.9%	56.1%	58.4%
Rate of removable appliances per 100 fixed appliances - proposed treatment (rolling 12 month period)	96	835	11.50	5.53	5.64
Rate of removable appliances per 100 fixed appliances - completed treatment (rolling 12 month period)	93	724	12.85	4.24	4.81
% of courses of treatment with removable appliances only - proposed treatment (rolling 12 month period)	4	455	0.9%	1.5%	2.0%
% of courses of treatment with removable appliances only - completed treatment (rolling 12 month period)	4	393	1.0%	1.0%	1.5%
% of patients satisfied with the treatment they have received (rolling 12 month period)	18	18	100.0%	96.6%	96.0%

\* Figures in italics indicate that the base number is less than 100.



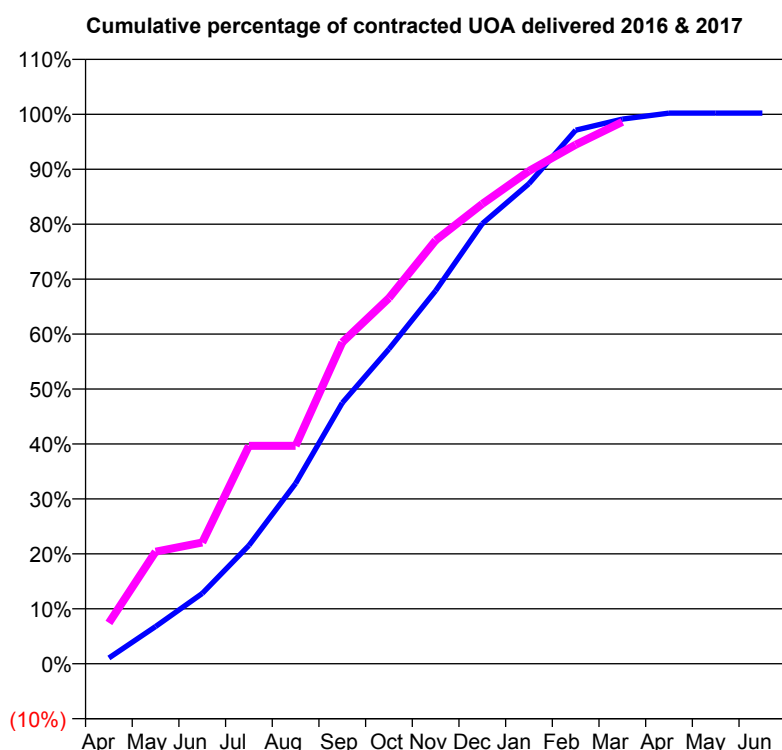
**Q48 - Vital Signs Orthodontic At a Glance Contract Report for 675857/0002 - March 2017**

Name or company name	MR JW DWYER
Contract type name	PDS Contract
Purpose of contract	Orthodontic
Contract start date	01/04/2014
Contract end date	31/03/2018

16/17 Contracted general activity (UDA)	0
Carry forward general activity (UDA)	0
16/17 Contracted orthodontic activity (UOA)	7,720
Carry forward orthodontic activity (UOA)	0
Baseline contract value	£412,062.64

**ACCESS**

	Contract	England and Wales
24 month ratio of assessments to patient IDs	1.00	1.09

**ACTIVITY**


Month	Adjusted Scheduled Activity (UOA)	
	2016	2017
April	81	575
May	523	1,574
June	989	1,703
July	1,662	3,062
August	2,534	3,062
September	3,665	4,516
October	4,422	5,138
November	5,241	5,949
December	6,183	6,460
January	6,746	6,924
February	7,496	7,292
March	7,651	7,613
April	7,737	
May	7,737	
June	7,737	

**QUALITY**

	Contract Quantity	Contract Base Number	Contract *	Region	England
% of all assessments that were assess and fit appliances (rolling 12 month period)	363	504	72.0%	56.0%	56.6%
% of all assessments that were assess and refuse (rolling 12 month period)	104	504	20.6%	12.2%	11.8%
% of all assessments that were assess and review (rolling 12 month period)	37	504	7.3%	31.7%	31.6%
% of terminated courses where treatment was abandoned or discontinued (rolling 12 month period)	22	312	7.1%	7.9%	7.7%
% of completed treatments indicating that PAR score was taken (year to date)	216	290	74.5%	56.1%	58.4%
Rate of removable appliances per 100 fixed appliances - proposed treatment (rolling 12 month period)	26	718	3.62	5.53	5.64
Rate of removable appliances per 100 fixed appliances - completed treatment (rolling 12 month period)	5	568	0.88	4.24	4.81
% of courses of treatment with removable appliances only - proposed treatment (rolling 12 month period)	1	363	0.3%	1.5%	2.0%
% of courses of treatment with removable appliances only - completed treatment (rolling 12 month period)	2	290	0.7%	1.0%	1.5%
% of patients satisfied with the treatment they have received (rolling 12 month period)	18	18	100.0%	96.6%	96.0%

\* Figures in italics indicate that the base number is less than 100.

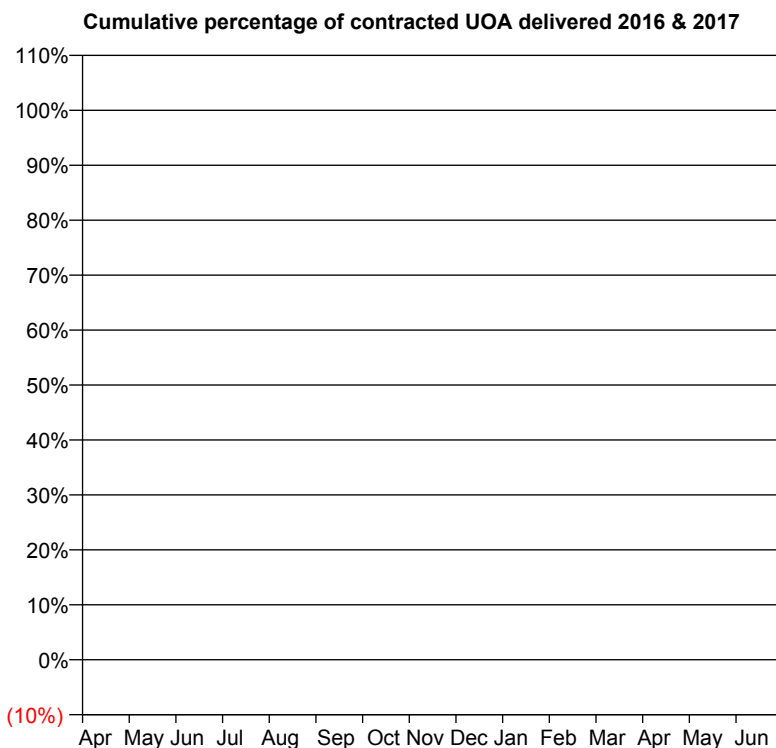
**Q48 - Vital Signs Orthodontic At a Glance Contract Report for 809101/0001 - March 2017**

Name or company name	MR PA KNIGHT
Contract type name	GDS Contract
Purpose of contract	General
Contract start date	01/04/2006
Contract end date	

16/17 Contracted general activity (UDA)	3,222
Carry forward general activity (UDA)	0
16/17 Contracted orthodontic activity (UOA)	0
Carry forward orthodontic activity (UOA)	0
Baseline contract value	£95,208.49

**ACCESS**

	Contract	England and Wales
24 month ratio of assessments to patient IDs	1.00	1.09

**ACTIVITY**


Month	Adjusted Scheduled Activity (UOA)	
	2016	2017
April	0	0
May	0	0
June	0	0
July	0	0
August	0	0
September	0	1
October	0	1
November	0	1
December	0	1
January	0	1
February	0	1
March	0	1
April	0	
May	0	
June	0	

**QUALITY**

	Contract Quantity	Contract Base Number	Contract *	Region	England
% of all assessments that were assess and fit appliances (rolling 12 month period)	0	1	0.0%	56.0%	56.6%
% of all assessments that were assess and refuse (rolling 12 month period)	0	1	0.0%	12.2%	11.8%
% of all assessments that were assess and review (rolling 12 month period)	1	1	100.0%	31.7%	31.6%
% of terminated courses where treatment was abandoned or discontinued (rolling 12 month period)	0	0	N/A	7.9%	7.7%
% of completed treatments indicating that PAR score was taken (year to date)	0	0	N/A	56.1%	58.4%
Rate of removable appliances per 100 fixed appliances - proposed treatment (rolling 12 month period)	0	0	N/A	5.53	5.64
Rate of removable appliances per 100 fixed appliances - completed treatment (rolling 12 month period)	0	0	N/A	4.24	4.81
% of courses of treatment with removable appliances only - proposed treatment (rolling 12 month period)	0	0	N/A	1.5%	2.0%
% of courses of treatment with removable appliances only - completed treatment (rolling 12 month period)	0	0	N/A	1.0%	1.5%
% of patients satisfied with the treatment they have received (rolling 12 month period)	0	0	N/A	96.6%	96.0%

\* Figures in italics indicate that the base number is less than 100.

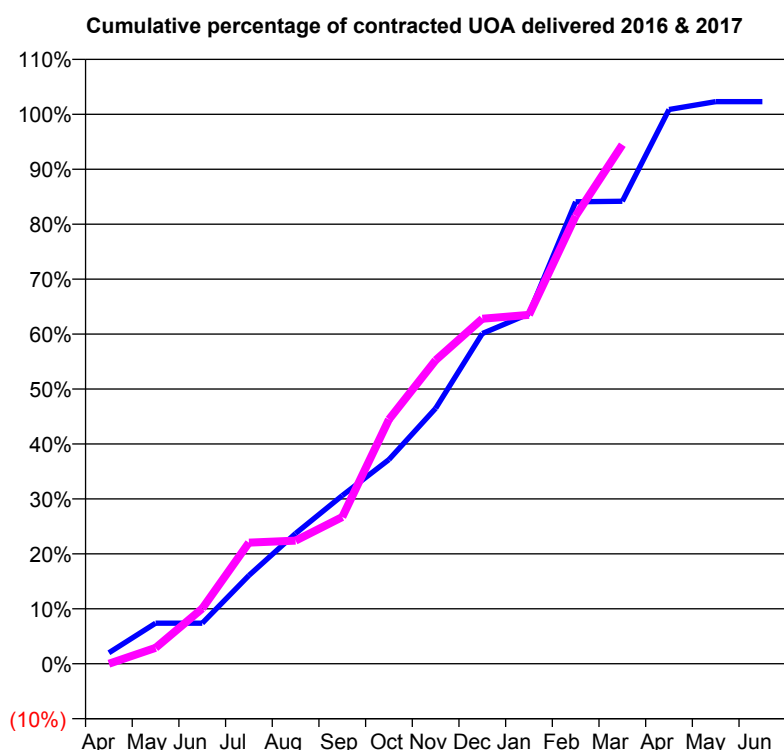
**Q48 - Vital Signs Orthodontic At a Glance Contract Report for 829188/0002 - March 2017**

Name or company name	MR WW LEE
Contract type name	PDS Contract
Purpose of contract	Orthodontic
Contract start date	01/04/2006
Contract end date	31/03/2018

16/17 Contracted general activity (UDA)	0
Carry forward general activity (UDA)	0
16/17 Contracted orthodontic activity (UOA)	5,911
Carry forward orthodontic activity (UOA)	0
Baseline contract value	£313,601.10

**ACCESS**

	Contract	England and Wales
24 month ratio of assessments to patient IDs	1.00	1.09

**ACTIVITY**


Month	Adjusted Scheduled Activity (UOA)	
	2016	2017
April	118	0
May	437	171
June	437	594
July	951	1,303
August	1,402	1,324
September	1,810	1,579
October	2,197	2,629
November	2,748	3,265
December	3,553	3,712
January	3,765	3,754
February	4,970	4,817
March	4,976	5,583
April	5,963	
May	6,047	
June	6,047	

**QUALITY**

	Contract Quantity	Contract Base Number	Contract *	Region	England
% of all assessments that were assess and fit appliances (rolling 12 month period)	314	385	81.6%	56.0%	56.6%
% of all assessments that were assess and refuse (rolling 12 month period)	70	385	18.2%	12.2%	11.8%
% of all assessments that were assess and review (rolling 12 month period)	1	385	0.3%	31.7%	31.6%
% of terminated courses where treatment was abandoned or discontinued (rolling 12 month period)	13	253	5.1%	7.9%	7.7%
% of completed treatments indicating that PAR score was taken (year to date)	178	240	74.2%	56.1%	58.4%
Rate of removable appliances per 100 fixed appliances - proposed treatment (rolling 12 month period)	5	606	0.83	5.53	5.64
Rate of removable appliances per 100 fixed appliances - completed treatment (rolling 12 month period)	0	468	0.00	4.24	4.81
% of courses of treatment with removable appliances only - proposed treatment (rolling 12 month period)	2	314	0.6%	1.5%	2.0%
% of courses of treatment with removable appliances only - completed treatment (rolling 12 month period)	0	240	0.0%	1.0%	1.5%
% of patients satisfied with the treatment they have received (rolling 12 month period)	10	11	90.9%	96.6%	96.0%

\* Figures in italics indicate that the base number is less than 100.

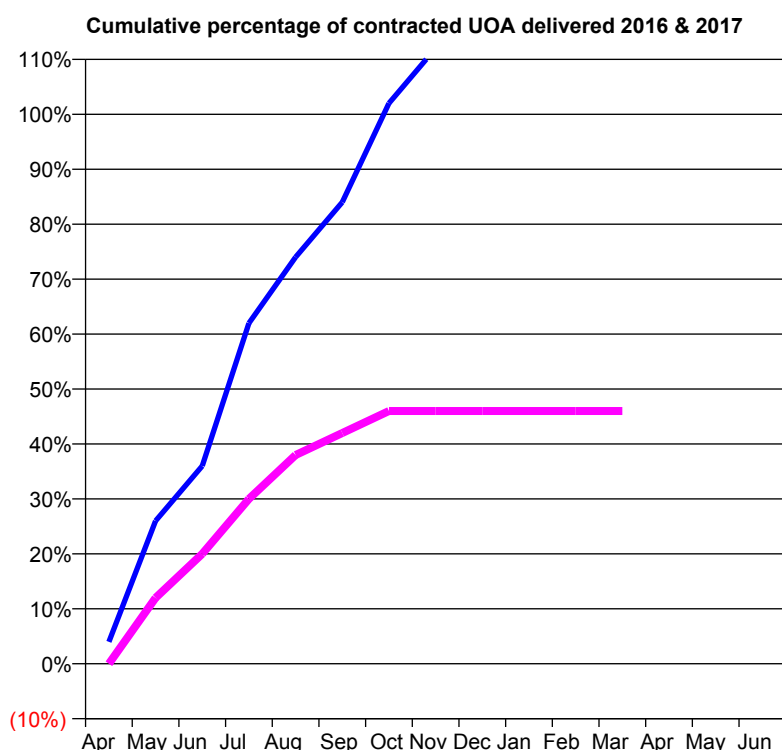
**Q48 - Vital Signs Orthodontic At a Glance Contract Report for 895067/0003 - March 2017**

Name or company name	FairField Dental Surgery
Contract type name	GDS Contract
Purpose of contract	General and Orthodontic
Contract start date	01/04/2010
Contract end date	

16/17 Contracted general activity (UDA)	9,890
Carry forward general activity (UDA)	0
16/17 Contracted orthodontic activity (UOA)	50
Carry forward orthodontic activity (UOA)	0
Baseline contract value	£300,554.02

**ACCESS**

	Contract	England and Wales
24 month ratio of assessments to patient IDs	1.32	1.09

**ACTIVITY**


Month	Adjusted Scheduled Activity (UOA)	
	2016	2017
April	2	0
May	13	6
June	18	10
July	31	15
August	37	19
September	42	21
October	51	23
November	56	23
December	61	23
January	63	23
February	66	23
March	69	23
April	72	
May	72	
June	72	

**QUALITY**

	Contract Quantity	Contract Base Number	Contract *	Region	England
% of all assessments that were assess and fit appliances (rolling 12 month period)	0	26	0.0%	56.0%	56.6%
% of all assessments that were assess and refuse (rolling 12 month period)	0	26	0.0%	12.2%	11.8%
% of all assessments that were assess and review (rolling 12 month period)	26	26	100.0%	31.7%	31.6%
% of terminated courses where treatment was abandoned or discontinued (rolling 12 month period)	0	0	N/A	7.9%	7.7%
% of completed treatments indicating that PAR score was taken (year to date)	0	0	N/A	56.1%	58.4%
Rate of removable appliances per 100 fixed appliances - proposed treatment (rolling 12 month period)	0	0	N/A	5.53	5.64
Rate of removable appliances per 100 fixed appliances - completed treatment (rolling 12 month period)	0	0	N/A	4.24	4.81
% of courses of treatment with removable appliances only - proposed treatment (rolling 12 month period)	0	0	N/A	1.5%	2.0%
% of courses of treatment with removable appliances only - completed treatment (rolling 12 month period)	0	0	N/A	1.0%	1.5%
% of patients satisfied with the treatment they have received (rolling 12 month period)	0	0	N/A	96.6%	96.0%

\* Figures in italics indicate that the base number is less than 100.

**Q48 - Vital Signs Orthodontic At a Glance Contract Report for 907995/0001 - March 2017**

Name or company name	MR RJ HOLLINS	16/17 Contracted general activity (UDA)	29,709
Contract type name	GDS Contract	Carry forward general activity (UDA)	0
Purpose of contract	General	16/17 Contracted orthodontic activity (UOA)	0
Contract start date	01/04/2006	Carry forward orthodontic activity (UOA)	0
Contract end date		Baseline contract value	£757,901.54

ACCESS	Contract	England and Wales
24 month ratio of assessments to patient IDs	1.00	1.09

**ACTIVITY**


Month	Adjusted Scheduled Activity (UOA)	
	2016	2017
April	0	0
May	0	0
June	0	0
July	0	1
August	0	1
September	0	1
October	0	1
November	0	1
December	0	1
January	0	1
February	0	1
March	0	1
April	0	
May	0	
June	0	

QUALITY	Contract Quantity	Contract Base Number	Contract *	Region	England
% of all assessments that were assess and fit appliances (rolling 12 month period)	0	1	0.0%	56.0%	56.6%
% of all assessments that were assess and refuse (rolling 12 month period)	0	1	0.0%	12.2%	11.8%
% of all assessments that were assess and review (rolling 12 month period)	1	1	100.0%	31.7%	31.6%
% of terminated courses where treatment was abandoned or discontinued (rolling 12 month period)	0	0	N/A	7.9%	7.7%
% of completed treatments indicating that PAR score was taken (year to date)	0	0	N/A	56.1%	58.4%
Rate of removable appliances per 100 fixed appliances - proposed treatment (rolling 12 month period)	0	0	N/A	5.53	5.64
Rate of removable appliances per 100 fixed appliances - completed treatment (rolling 12 month period)	0	0	N/A	4.24	4.81
% of courses of treatment with removable appliances only - proposed treatment (rolling 12 month period)	0	0	N/A	1.5%	2.0%
% of courses of treatment with removable appliances only - completed treatment (rolling 12 month period)	0	0	N/A	1.0%	1.5%
% of patients satisfied with the treatment they have received (rolling 12 month period)	0	0	N/A	96.6%	96.0%

\* Figures in italics indicate that the base number is less than 100.

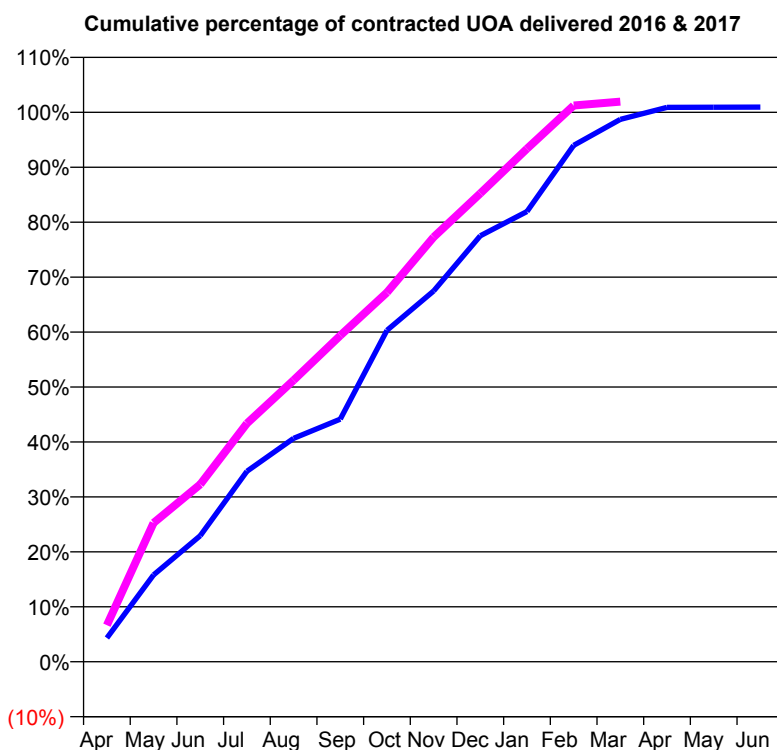
**Q48 - Vital Signs Orthodontic At a Glance Contract Report for 910147/0001 - March 2017**

Name or company name	MR RC WOODIER
Contract type name	PDS Contract
Purpose of contract	Orthodontic
Contract start date	01/04/2006
Contract end date	31/03/2018

16/17 Contracted general activity (UDA)	0
Carry forward general activity (UDA)	0
16/17 Contracted orthodontic activity (UOA)	5,555
Carry forward orthodontic activity (UOA)	0
Baseline contract value	£377,152.05

**ACCESS**

	Contract	England and Wales
24 month ratio of assessments to patient IDs	1.08	1.09

**ACTIVITY**


Month	Adjusted Scheduled Activity (UOA)	
	2016	2017
April	241	370
May	878	1,404
June	1,274	1,794
July	1,925	2,410
August	2,259	2,846
September	2,453	3,298
October	3,350	3,734
November	3,748	4,293
December	4,306	4,735
January	4,552	5,186
February	5,220	5,623
March	5,483	5,662
April	5,605	
May	5,606	
June	5,607	

**QUALITY**

	Contract Quantity	Contract Base Number	Contract *	Region	England
% of all assessments that were assess and fit appliances (rolling 12 month period)	265	486	54.5%	56.0%	56.6%
% of all assessments that were assess and refuse (rolling 12 month period)	114	486	23.5%	12.2%	11.8%
% of all assessments that were assess and review (rolling 12 month period)	107	486	22.0%	31.7%	31.6%
% of terminated courses where treatment was abandoned or discontinued (rolling 12 month period)	3	258	1.2%	7.9%	7.7%
% of completed treatments indicating that PAR score was taken (year to date)	105	255	41.2%	56.1%	58.4%
Rate of removable appliances per 100 fixed appliances - proposed treatment (rolling 12 month period)	60	488	12.30	5.53	5.64
Rate of removable appliances per 100 fixed appliances - completed treatment (rolling 12 month period)	46	460	10.00	4.24	4.81
% of courses of treatment with removable appliances only - proposed treatment (rolling 12 month period)	2	265	0.8%	1.5%	2.0%
% of courses of treatment with removable appliances only - completed treatment (rolling 12 month period)	4	255	1.6%	1.0%	1.5%
% of patients satisfied with the treatment they have received (rolling 12 month period)	16	16	100.0%	96.6%	96.0%

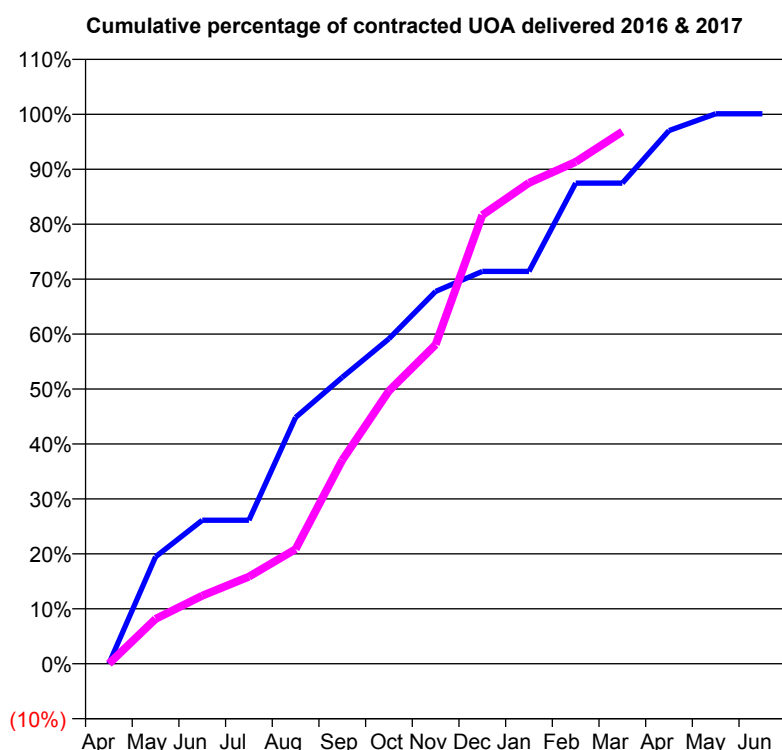
\* Figures in italics indicate that the base number is less than 100.

**Q49 - Vital Signs Orthodontic At a Glance Contract Report for 122955/0001 - March 2017**

Name or company name	Derwent House Orthodontics LTD
Contract type name	PDS Contract
Purpose of contract	Orthodontic
Contract start date	01/04/2011
Contract end date	31/03/2018

16/17 Contracted general activity (UDA)	0
Carry forward general activity (UDA)	0
16/17 Contracted orthodontic activity (UOA)	5,490
Carry forward orthodontic activity (UOA)	0
Baseline contract value	£360,497.42

ACCESS	Contract	England and Wales
24 month ratio of assessments to patient IDs	1.02	1.09

**ACTIVITY**


Month	Adjusted Scheduled Activity (UOA)	
	2016	2017
April	0	0
May	1,478	448
June	1,982	680
July	1,982	871
August	3,401	1,146
September	3,954	2,034
October	4,487	2,727
November	5,140	3,189
December	5,417	4,483
January	5,417	4,805
February	6,634	5,015
March	6,634	5,316
April	7,360	
May	7,591	
June	7,591	

QUALITY	Contract Quantity	Contract Base Number	Contract *	Region	England
% of all assessments that were assess and fit appliances (rolling 12 month period)	310	315	98.4%	56.0%	56.6%
% of all assessments that were assess and refuse (rolling 12 month period)	4	315	1.3%	12.2%	11.8%
% of all assessments that were assess and review (rolling 12 month period)	1	315	0.3%	31.7%	31.6%
% of terminated courses where treatment was abandoned or discontinued (rolling 12 month period)	24	408	5.9%	7.9%	7.7%
% of completed treatments indicating that PAR score was taken (year to date)	141	384	36.7%	56.1%	58.4%
Rate of removable appliances per 100 fixed appliances - proposed treatment (rolling 12 month period)	18	596	3.02	5.53	5.64
Rate of removable appliances per 100 fixed appliances - completed treatment (rolling 12 month period)	8	733	1.09	4.24	4.81
% of courses of treatment with removable appliances only - proposed treatment (rolling 12 month period)	2	310	0.6%	1.5%	2.0%
% of courses of treatment with removable appliances only - completed treatment (rolling 12 month period)	0	384	0.0%	1.0%	1.5%
% of patients satisfied with the treatment they have received (rolling 12 month period)	24	25	96.0%	96.6%	96.0%

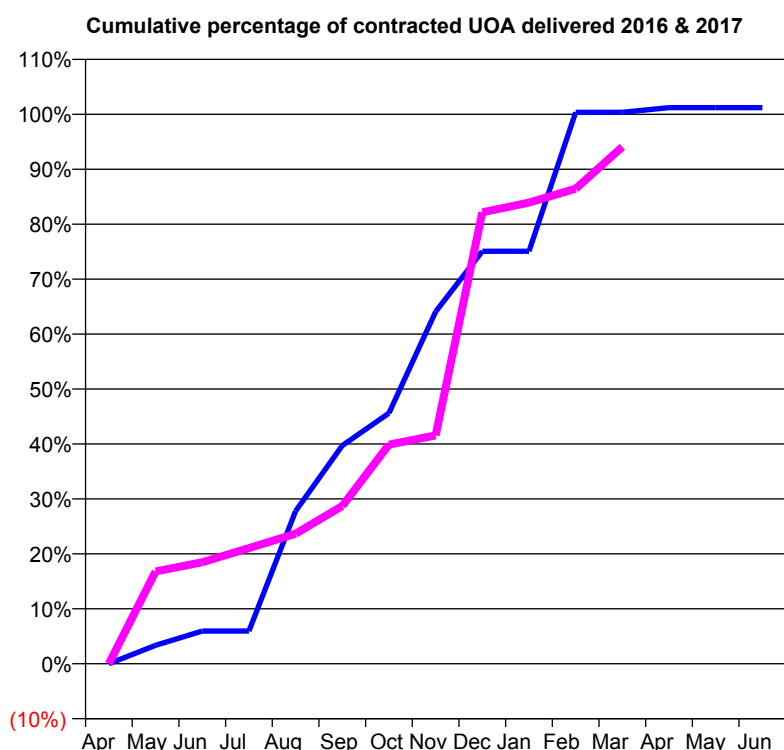
\* Figures in italics indicate that the base number is less than 100.

**Q49 - Vital Signs Orthodontic At a Glance Contract Report for 122955/0002 - March 2017**

Name or company name	Derwent House Orthodontics LTD
Contract type name	PDS Contract
Purpose of contract	Orthodontic
Contract start date	01/04/2011
Contract end date	31/03/2020

16/17 Contracted general activity (UDA)	0
Carry forward general activity (UDA)	0
16/17 Contracted orthodontic activity (UOA)	2,500
Carry forward orthodontic activity (UOA)	0
Baseline contract value	£148,889.10

ACCESS	Contract	England and Wales
24 month ratio of assessments to patient IDs	1.02	1.09

**ACTIVITY**


Month	Adjusted Scheduled Activity (UOA)	
	2016	2017
April	0	0
May	84	420
June	149	462
July	149	526
August	695	592
September	993	718
October	1,140	997
November	1,602	1,039
December	1,877	2,054
January	1,877	2,098
February	2,509	2,161
March	2,509	2,352
April	2,530	
May	2,530	
June	2,530	

QUALITY	Contract Quantity	Contract Base Number	Contract *	Region	England
% of all assessments that were assess and fit appliances (rolling 12 month period)	115	122	94.3%	56.0%	56.6%
% of all assessments that were assess and refuse (rolling 12 month period)	7	122	5.7%	12.2%	11.8%
% of all assessments that were assess and review (rolling 12 month period)	0	122	0.0%	31.7%	31.6%
% of terminated courses where treatment was abandoned or discontinued (rolling 12 month period)	5	171	2.9%	7.9%	7.7%
% of completed treatments indicating that PAR score was taken (year to date)	59	166	35.5%	56.1%	58.4%
Rate of removable appliances per 100 fixed appliances - proposed treatment (rolling 12 month period)	3	226	1.33	5.53	5.64
Rate of removable appliances per 100 fixed appliances - completed treatment (rolling 12 month period)	0	324	0.00	4.24	4.81
% of courses of treatment with removable appliances only - proposed treatment (rolling 12 month period)	0	115	0.0%	1.5%	2.0%
% of courses of treatment with removable appliances only - completed treatment (rolling 12 month period)	0	166	0.0%	1.0%	1.5%
% of patients satisfied with the treatment they have received (rolling 12 month period)	9	9	100.0%	96.6%	96.0%

\* Figures in italics indicate that the base number is less than 100.



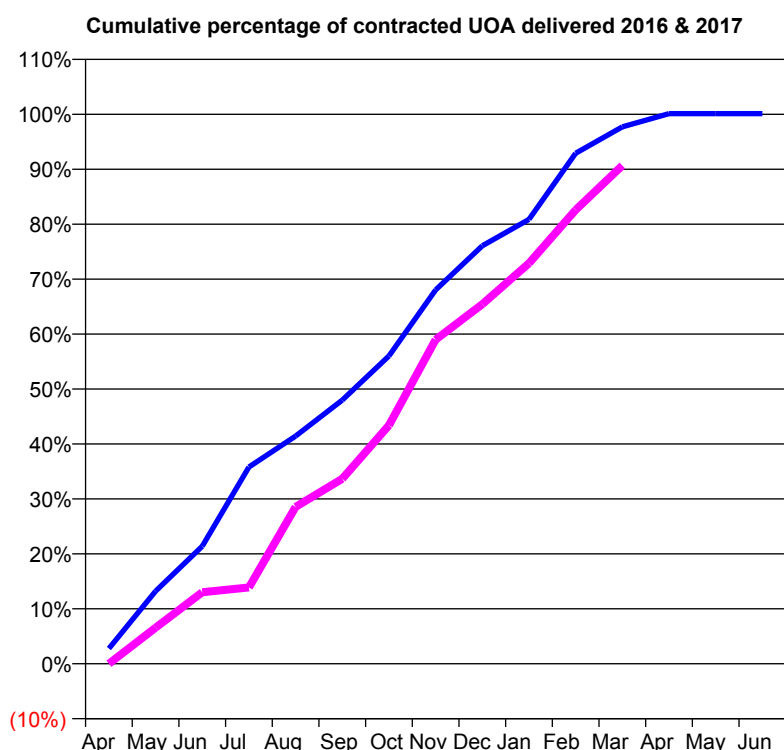
**Q49 - Vital Signs Orthodontic At a Glance Contract Report for 126624/0001 - March 2017**

Name or company name	The Killingworth Dental Practice Partnership
Contract type name	GDS Contract
Purpose of contract	General and Orthodontic
Contract start date	01/05/2013
Contract end date	

16/17 Contracted general activity (UDA)	58,286
Carry forward general activity (UDA)	0
16/17 Contracted orthodontic activity (UOA)	2,619
Carry forward orthodontic activity (UOA)	0
Baseline contract value	£1,848,836.48

**ACCESS**

	Contract	England and Wales
24 month ratio of assessments to patient IDs	1.01	1.09

**ACTIVITY**


Month	Adjusted Scheduled Activity (UOA)	
	2016	2017
April	73	0
May	346	172
June	560	341
July	938	364
August	1,085	748
September	1,257	882
October	1,467	1,137
November	1,782	1,545
December	1,992	1,714
January	2,118	1,909
February	2,433	2,163
March	2,559	2,375
April	2,622	
May	2,622	
June	2,622	

**QUALITY**

	Contract Quantity	Contract Base Number	Contract *	Region	England
% of all assessments that were assess and fit appliances (rolling 12 month period)	115	155	74.2%	56.0%	56.6%
% of all assessments that were assess and refuse (rolling 12 month period)	15	155	9.7%	12.2%	11.8%
% of all assessments that were assess and review (rolling 12 month period)	25	155	16.1%	31.7%	31.6%
% of terminated courses where treatment was abandoned or discontinued (rolling 12 month period)	9	81	11.1%	7.9%	7.7%
% of completed treatments indicating that PAR score was taken (year to date)	72	72	100.0%	56.1%	58.4%
Rate of removable appliances per 100 fixed appliances - proposed treatment (rolling 12 month period)	15	224	6.70	5.53	5.64
Rate of removable appliances per 100 fixed appliances - completed treatment (rolling 12 month period)	14	129	10.85	4.24	4.81
% of courses of treatment with removable appliances only - proposed treatment (rolling 12 month period)	1	115	0.9%	1.5%	2.0%
% of courses of treatment with removable appliances only - completed treatment (rolling 12 month period)	2	72	2.8%	1.0%	1.5%
% of patients satisfied with the treatment they have received (rolling 12 month period)	3	3	100.0%	96.6%	96.0%

\* Figures in italics indicate that the base number is less than 100.

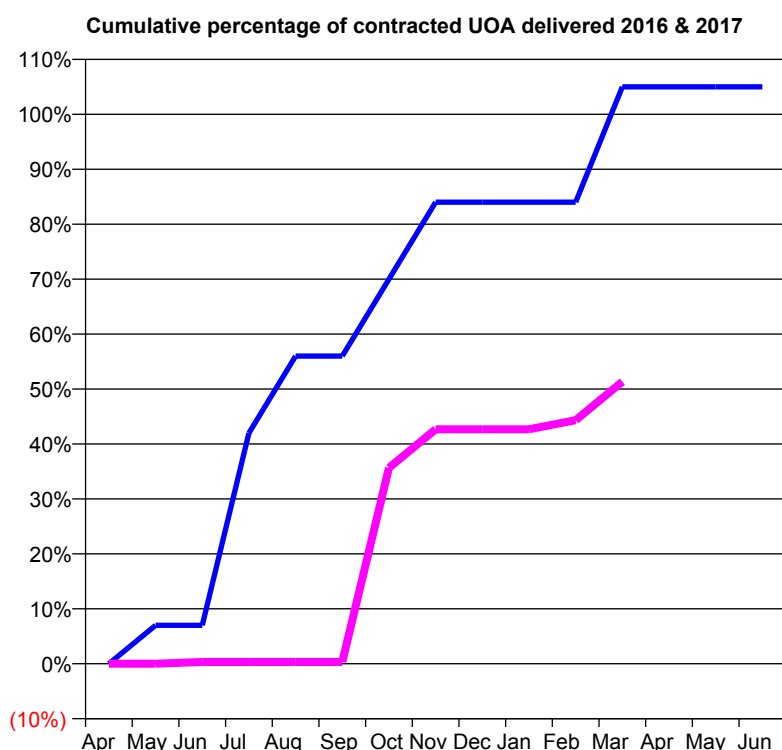
**Q49 - Vital Signs Orthodontic At a Glance Contract Report for 134058/0001 - March 2017**

Name or company name	Alison Brett Dental Care LLP
Contract type name	GDS Contract
Purpose of contract	General and Orthodontic
Contract start date	01/08/2012
Contract end date	

16/17 Contracted general activity (UDA)	35,029
Carry forward general activity (UDA)	0
16/17 Contracted orthodontic activity (UOA)	300
Carry forward orthodontic activity (UOA)	0
Baseline contract value	£1,018,122.34

**ACCESS**

	Contract	England and Wales
24 month ratio of assessments to patient IDs	1.00	1.09

**ACTIVITY**


Month	Adjusted Scheduled Activity (UOA)	
	2016	2017
April	0	0
May	21	0
June	21	1
July	126	1
August	168	1
September	168	1
October	210	107
November	252	128
December	252	128
January	252	128
February	252	133
March	315	154
April	315	
May	315	
June	315	

**QUALITY**

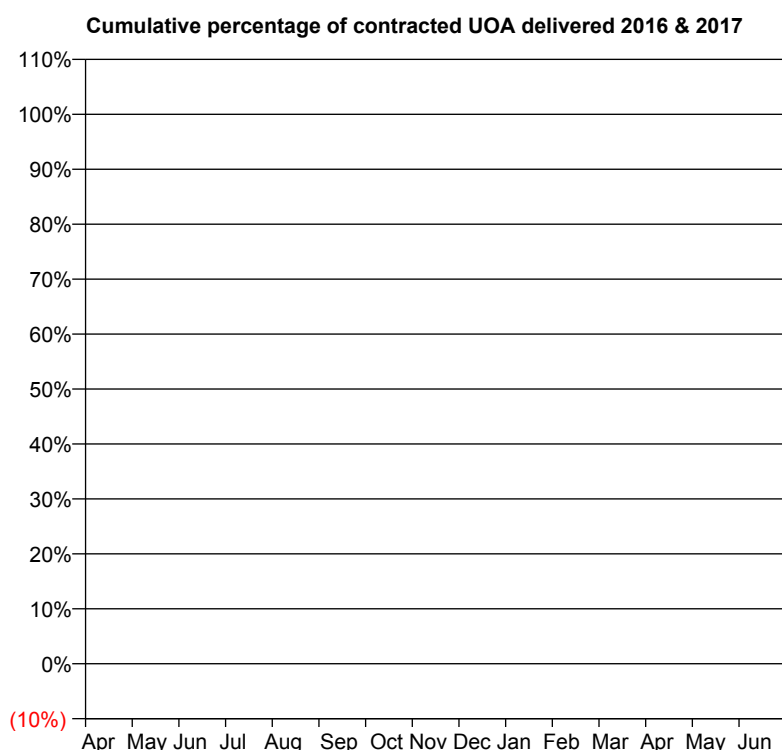
	Contract Quantity	Contract Base Number	Contract *	Region	England
% of all assessments that were assess and fit appliances (rolling 12 month period)	8	11	72.7%	56.0%	56.6%
% of all assessments that were assess and refuse (rolling 12 month period)	1	11	9.1%	12.2%	11.8%
% of all assessments that were assess and review (rolling 12 month period)	2	11	18.2%	31.7%	31.6%
% of terminated courses where treatment was abandoned or discontinued (rolling 12 month period)	0	8	0.0%	7.9%	7.7%
% of completed treatments indicating that PAR score was taken (year to date)	7	7	100.0%	56.1%	58.4%
Rate of removable appliances per 100 fixed appliances - proposed treatment (rolling 12 month period)	0	10	0.00	5.53	5.64
Rate of removable appliances per 100 fixed appliances - completed treatment (rolling 12 month period)	0	13	0.00	4.24	4.81
% of courses of treatment with removable appliances only - proposed treatment (rolling 12 month period)	0	8	0.0%	1.5%	2.0%
% of courses of treatment with removable appliances only - completed treatment (rolling 12 month period)	0	8	0.0%	1.0%	1.5%
% of patients satisfied with the treatment they have received (rolling 12 month period)	0	0	N/A	96.6%	96.0%

\* Figures in italics indicate that the base number is less than 100.

**Q49 - Vital Signs Orthodontic At a Glance Contract Report for 134910/0001 - March 2017**

Name or company name	Cumbria Partnership NHS FT - Carlisle & E	16/17 Contracted general activity (UDA)	0
Contract type name	PDS Contract	Carry forward general activity (UDA)	0
Purpose of contract	General	16/17 Contracted orthodontic activity (UOA)	0
Contract start date	06/10/2014	Carry forward orthodontic activity (UOA)	0
Contract end date	31/03/2018	Baseline contract value	£0.00

ACCESS	Contract	England and Wales
24 month ratio of assessments to patient IDs	1.13	1.09

**ACTIVITY**


Month	2016	2017
April	0	0
May	23	24
June	44	240
July	67	454
August	69	610
September	218	784
October	350	891
November	478	1,128
December	613	1,238
January	702	1,347
February	1,150	1,452
March	1,343	1,714
April	1,427	
May	1,540	
June	1,603	

QUALITY	Contract Quantity	Contract Base Number	Contract *	Region	England
% of all assessments that were assess and fit appliances (rolling 12 month period)	102	128	79.7%	56.0%	56.6%
% of all assessments that were assess and refuse (rolling 12 month period)	5	128	3.9%	12.2%	11.8%
% of all assessments that were assess and review (rolling 12 month period)	21	128	16.4%	31.7%	31.6%
% of terminated courses where treatment was abandoned or discontinued (rolling 12 month period)	20	82	24.4%	7.9%	7.7%
% of completed treatments indicating that PAR score was taken (year to date)	53	62	85.5%	56.1%	58.4%
Rate of removable appliances per 100 fixed appliances - proposed treatment (rolling 12 month period)	21	104	20.19	5.53	5.64
Rate of removable appliances per 100 fixed appliances - completed treatment (rolling 12 month period)	1	23	4.35	4.24	4.81
% of courses of treatment with removable appliances only - proposed treatment (rolling 12 month period)	21	102	20.6%	1.5%	2.0%
% of courses of treatment with removable appliances only - completed treatment (rolling 12 month period)	0	62	0.0%	1.0%	1.5%
% of patients satisfied with the treatment they have received (rolling 12 month period)	6	6	100.0%	96.6%	96.0%

\* Figures in italics indicate that the base number is less than 100.

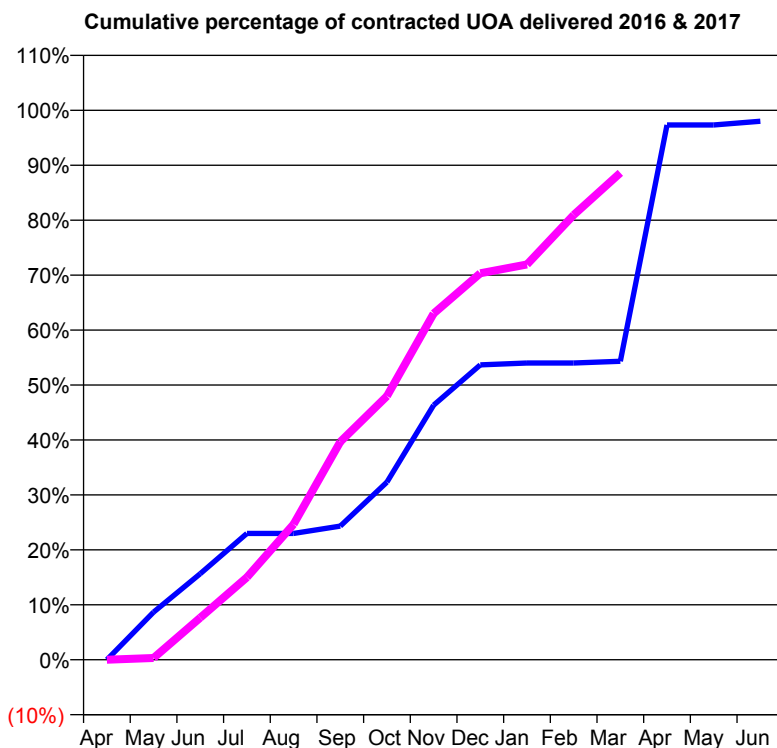
**Q49 - Vital Signs Orthodontic At a Glance Contract Report for 141593/0001 - March 2017**

Name or company name	J R P Jones and Associates
Contract type name	GDS Contract
Purpose of contract	General and Orthodontic
Contract start date	01/03/2012
Contract end date	

16/17 Contracted general activity (UDA)	26,411
Carry forward general activity (UDA)	0
16/17 Contracted orthodontic activity (UOA)	300
Carry forward orthodontic activity (UOA)	0
Baseline contract value	£697,967.49

**ACCESS**

	Contract	England and Wales
24 month ratio of assessments to patient IDs	1.00	1.09

**ACTIVITY**


Month	Adjusted Scheduled Activity (UOA)	
	2016	2017
April	0	0
May	26	1
June	47	23
July	69	45
August	69	74
September	73	119
October	97	144
November	139	189
December	161	211
January	162	216
February	162	243
March	163	266
April	292	
May	292	
June	294	

**QUALITY**

	Contract Quantity	Contract Base Number	Contract *	Region	England
% of all assessments that were assess and fit appliances (rolling 12 month period)	17	57	29.8%	56.0%	56.6%
% of all assessments that were assess and refuse (rolling 12 month period)	21	57	36.8%	12.2%	11.8%
% of all assessments that were assess and review (rolling 12 month period)	19	57	33.3%	31.7%	31.6%
% of terminated courses where treatment was abandoned or discontinued (rolling 12 month period)	0	2	0.0%	7.9%	7.7%
% of completed treatments indicating that PAR score was taken (year to date)	2	2	100.0%	56.1%	58.4%
Rate of removable appliances per 100 fixed appliances - proposed treatment (rolling 12 month period)	1	27	3.70	5.53	5.64
Rate of removable appliances per 100 fixed appliances - completed treatment (rolling 12 month period)	0	4	0.00	4.24	4.81
% of courses of treatment with removable appliances only - proposed treatment (rolling 12 month period)	1	17	5.9%	1.5%	2.0%
% of courses of treatment with removable appliances only - completed treatment (rolling 12 month period)	0	2	0.0%	1.0%	1.5%
% of patients satisfied with the treatment they have received (rolling 12 month period)	0	0	N/A	96.6%	96.0%

\* Figures in italics indicate that the base number is less than 100.

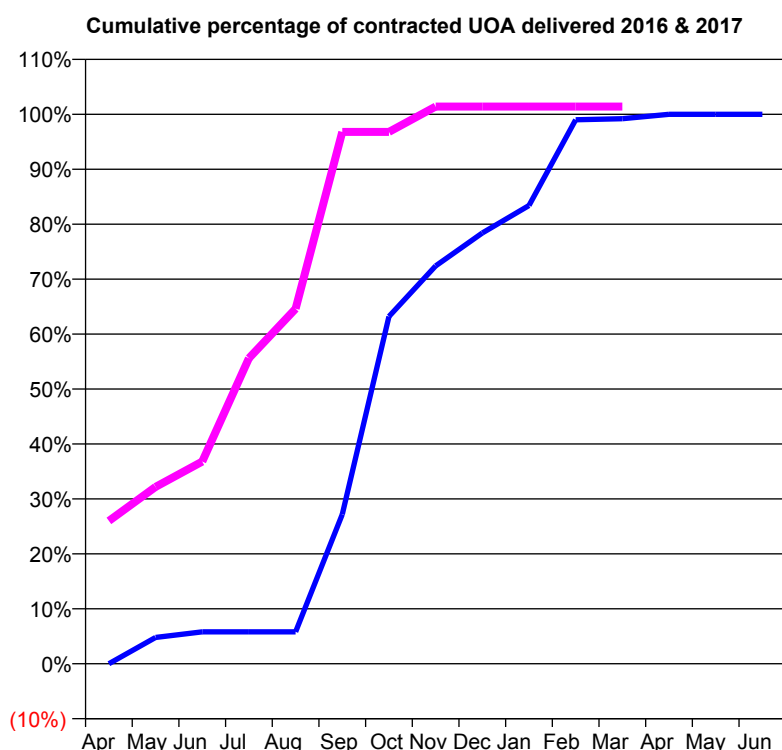
**Q49 - Vital Signs Orthodontic At a Glance Contract Report for 141852/0001 - March 2017**

Name or company name	Perfect Smile Gateshead Partnership
Contract type name	GDS Contract
Purpose of contract	General and Orthodontic
Contract start date	01/07/2014
Contract end date	

16/17 Contracted general activity (UDA)	28,872
Carry forward general activity (UDA)	0
16/17 Contracted orthodontic activity (UOA)	500
Carry forward orthodontic activity (UOA)	0
Baseline contract value	£849,088.12

**ACCESS**

	Contract	England and Wales
24 month ratio of assessments to patient IDs	1.13	1.09

**ACTIVITY**


Month	Adjusted Scheduled Activity (UOA)	
	2016	2017
April	0	130
May	24	161
June	29	184
July	29	278
August	29	323
September	136	484
October	316	484
November	362	507
December	392	507
January	417	507
February	495	507
March	496	507
April	500	
May	500	
June	500	

**QUALITY**

	Contract Quantity	Contract Base Number	Contract *	Region	England
% of all assessments that were assess and fit appliances (rolling 12 month period)	23	68	33.8%	56.0%	56.6%
% of all assessments that were assess and refuse (rolling 12 month period)	5	68	7.4%	12.2%	11.8%
% of all assessments that were assess and review (rolling 12 month period)	40	68	58.8%	31.7%	31.6%
% of terminated courses where treatment was abandoned or discontinued (rolling 12 month period)	1	1	100.0%	7.9%	7.7%
% of completed treatments indicating that PAR score was taken (year to date)	0	0	N/A	56.1%	58.4%
Rate of removable appliances per 100 fixed appliances - proposed treatment (rolling 12 month period)	1	20	5.00	5.53	5.64
Rate of removable appliances per 100 fixed appliances - completed treatment (rolling 12 month period)	0	0	N/A	4.24	4.81
% of courses of treatment with removable appliances only - proposed treatment (rolling 12 month period)	1	23	4.3%	1.5%	2.0%
% of courses of treatment with removable appliances only - completed treatment (rolling 12 month period)	0	0	N/A	1.0%	1.5%
% of patients satisfied with the treatment they have received (rolling 12 month period)	1	1	100.0%	96.6%	96.0%

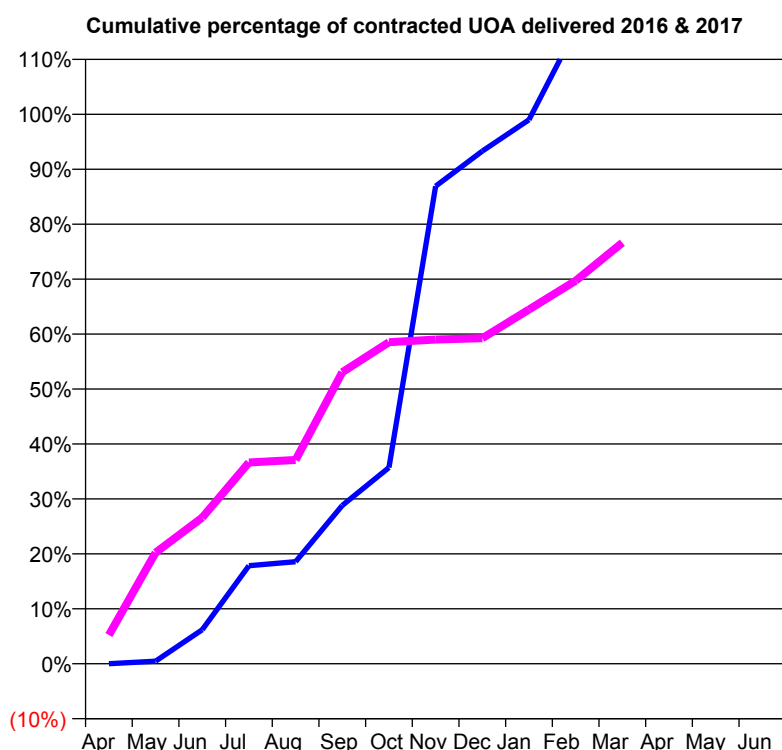
\* Figures in italics indicate that the base number is less than 100.

**Q49 - Vital Signs Orthodontic At a Glance Contract Report for 157457/0001 - March 2017**

Name or company name	Northumbria Dental Care Limited
Contract type name	Pilot Contract
Purpose of contract	General and Orthodontic
Contract start date	01/01/2012
Contract end date	

16/17 Contracted general activity (UDA)	12,713
Carry forward general activity (UDA)	0
16/17 Contracted orthodontic activity (UOA)	420
Carry forward orthodontic activity (UOA)	0
Baseline contract value	£379,460.70

ACCESS	Contract	England and Wales
24 month ratio of assessments to patient IDs	1.14	1.09

**ACTIVITY**


Month	Adjusted Scheduled Activity (UOA)	
	2016	2017
April	0	22
May	2	85
June	26	112
July	75	154
August	78	156
September	121	223
October	150	246
November	365	248
December	392	249
January	416	271
February	485	293
March	493	322
April	496	
May	497	
June	497	

QUALITY	Contract Quantity	Contract Base Number	Contract *	Region	England
% of all assessments that were assess and fit appliances (rolling 12 month period)	14	51	27.5%	56.0%	56.6%
% of all assessments that were assess and refuse (rolling 12 month period)	10	51	19.6%	12.2%	11.8%
% of all assessments that were assess and review (rolling 12 month period)	27	51	52.9%	31.7%	31.6%
% of terminated courses where treatment was abandoned or discontinued (rolling 12 month period)	3	4	75.0%	7.9%	7.7%
% of completed treatments indicating that PAR score was taken (year to date)	1	1	100.0%	56.1%	58.4%
Rate of removable appliances per 100 fixed appliances - proposed treatment (rolling 12 month period)	1	9	11.11	5.53	5.64
Rate of removable appliances per 100 fixed appliances - completed treatment (rolling 12 month period)	0	0	N/A	4.24	4.81
% of courses of treatment with removable appliances only - proposed treatment (rolling 12 month period)	1	14	7.1%	1.5%	2.0%
% of courses of treatment with removable appliances only - completed treatment (rolling 12 month period)	0	1	0.0%	1.0%	1.5%
% of patients satisfied with the treatment they have received (rolling 12 month period)	0	0	N/A	96.6%	96.0%

\* Figures in italics indicate that the base number is less than 100.

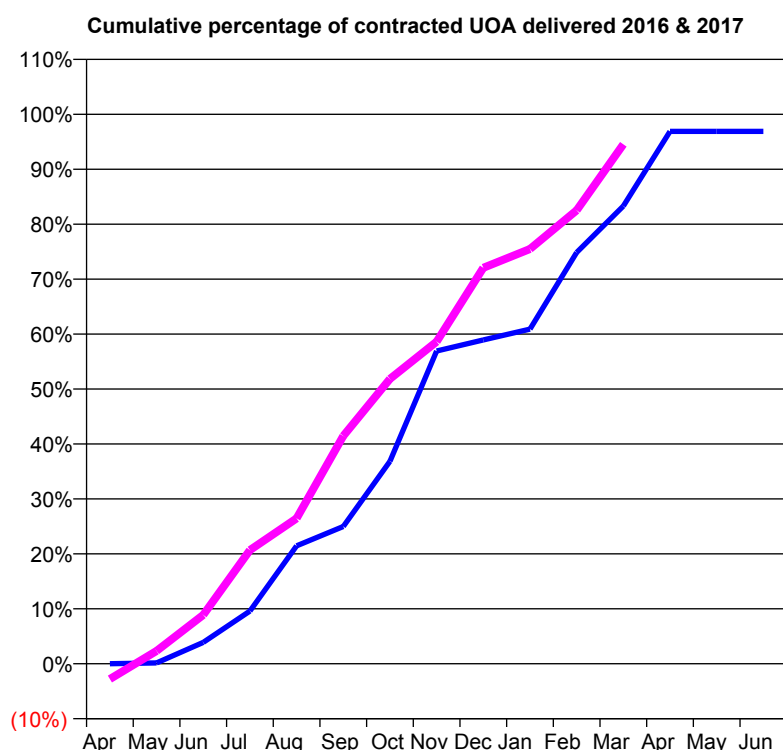
**Q49 - Vital Signs Orthodontic At a Glance Contract Report for 170011/0001 - March 2017**

Name or company name	SRDP
Contract type name	GDS Contract
Purpose of contract	General and Orthodontic
Contract start date	01/10/2007
Contract end date	

16/17 Contracted general activity (UDA)	74,715
Carry forward general activity (UDA)	0
16/17 Contracted orthodontic activity (UOA)	1,281
Carry forward orthodontic activity (UOA)	40
Baseline contract value	£2,089,638.04

**ACCESS**

	Contract	England and Wales
24 month ratio of assessments to patient IDs	1.06	1.09

**ACTIVITY**


Month	Adjusted Scheduled Activity (UOA)	
	2016	2017
April	0	-36
May	2	30
June	50	114
July	123	265
August	275	339
September	320	531
October	472	664
November	729	751
December	755	923
January	780	967
February	959	1,057
March	1,067	1,211
April	1,241	
May	1,241	
June	1,241	

**QUALITY**

	Contract Quantity	Contract Base Number	Contract *	Region	England
% of all assessments that were assess and fit appliances (rolling 12 month period)	68	110	61.8%	56.0%	56.6%
% of all assessments that were assess and refuse (rolling 12 month period)	10	110	9.1%	12.2%	11.8%
% of all assessments that were assess and review (rolling 12 month period)	32	110	29.1%	31.7%	31.6%
% of terminated courses where treatment was abandoned or discontinued (rolling 12 month period)	8	79	10.1%	7.9%	7.7%
% of completed treatments indicating that PAR score was taken (year to date)	63	71	88.7%	56.1%	58.4%
Rate of removable appliances per 100 fixed appliances - proposed treatment (rolling 12 month period)	10	130	7.69	5.53	5.64
Rate of removable appliances per 100 fixed appliances - completed treatment (rolling 12 month period)	7	134	5.22	4.24	4.81
% of courses of treatment with removable appliances only - proposed treatment (rolling 12 month period)	3	68	4.4%	1.5%	2.0%
% of courses of treatment with removable appliances only - completed treatment (rolling 12 month period)	3	71	4.2%	1.0%	1.5%
% of patients satisfied with the treatment they have received (rolling 12 month period)	0	0	N/A	96.6%	96.0%

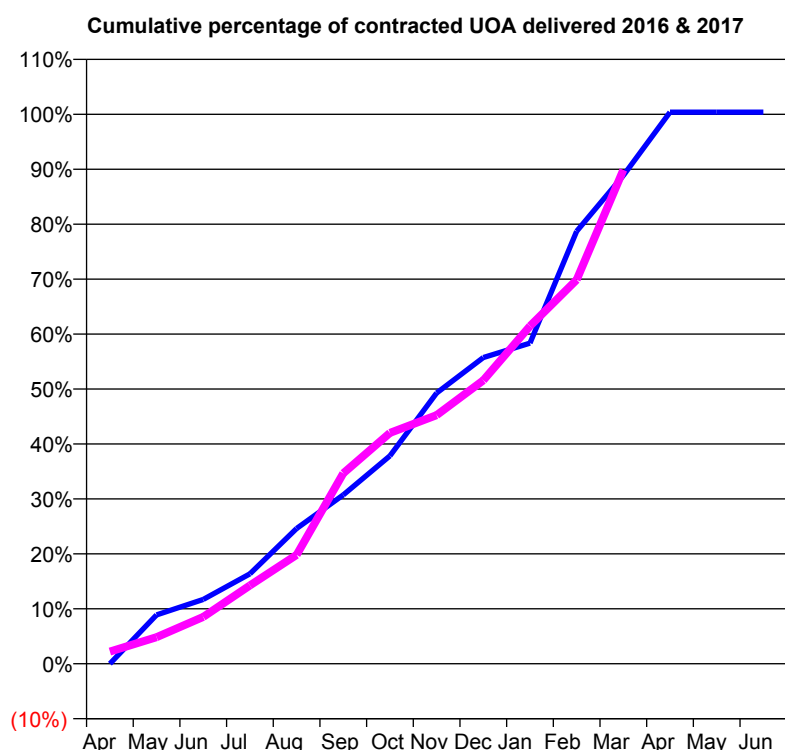
\* Figures in italics indicate that the base number is less than 100.

**Q49 - Vital Signs Orthodontic At a Glance Contract Report for 170011/0003 - March 2017**

Name or company name	SRDP	16/17 Contracted general activity (UDA)	0
Contract type name	PDS Contract	Carry forward general activity (UDA)	0
Purpose of contract	Orthodontic	16/17 Contracted orthodontic activity (UOA)	12,550
Contract start date	01/04/2012	Carry forward orthodontic activity (UOA)	0
Contract end date	31/03/2019	Baseline contract value	£699,757.29

**ACCESS**

	Contract	England and Wales
24 month ratio of assessments to patient IDs	1.08	1.09

**ACTIVITY**


Month	Adjusted Scheduled Activity (UOA)	
	2016	2017
April	0	278
May	1,302	608
June	1,716	1,072
July	2,398	1,789
August	3,606	2,487
September	4,501	4,351
October	5,543	5,272
November	7,218	5,679
December	8,166	6,472
January	8,550	7,712
February	11,532	8,768
March	13,017	11,280
April	14,705	
May	14,705	
June	14,706	

**QUALITY**

	Contract Quantity	Contract Base Number	Contract *	Region	England
% of all assessments that were assess and fit appliances (rolling 12 month period)	603	973	62.0%	56.0%	56.6%
% of all assessments that were assess and refuse (rolling 12 month period)	46	973	4.7%	12.2%	11.8%
% of all assessments that were assess and review (rolling 12 month period)	324	973	33.3%	31.7%	31.6%
% of terminated courses where treatment was abandoned or discontinued (rolling 12 month period)	24	333	7.2%	7.9%	7.7%
% of completed treatments indicating that PAR score was taken (year to date)	270	309	87.4%	56.1%	58.4%
Rate of removable appliances per 100 fixed appliances - proposed treatment (rolling 12 month period)	74	1,191	6.21	5.53	5.64
Rate of removable appliances per 100 fixed appliances - completed treatment (rolling 12 month period)	23	584	3.94	4.24	4.81
% of courses of treatment with removable appliances only - proposed treatment (rolling 12 month period)	6	603	1.0%	1.5%	2.0%
% of courses of treatment with removable appliances only - completed treatment (rolling 12 month period)	10	309	3.2%	1.0%	1.5%
% of patients satisfied with the treatment they have received (rolling 12 month period)	26	27	96.3%	96.6%	96.0%

\* Figures in italics indicate that the base number is less than 100.



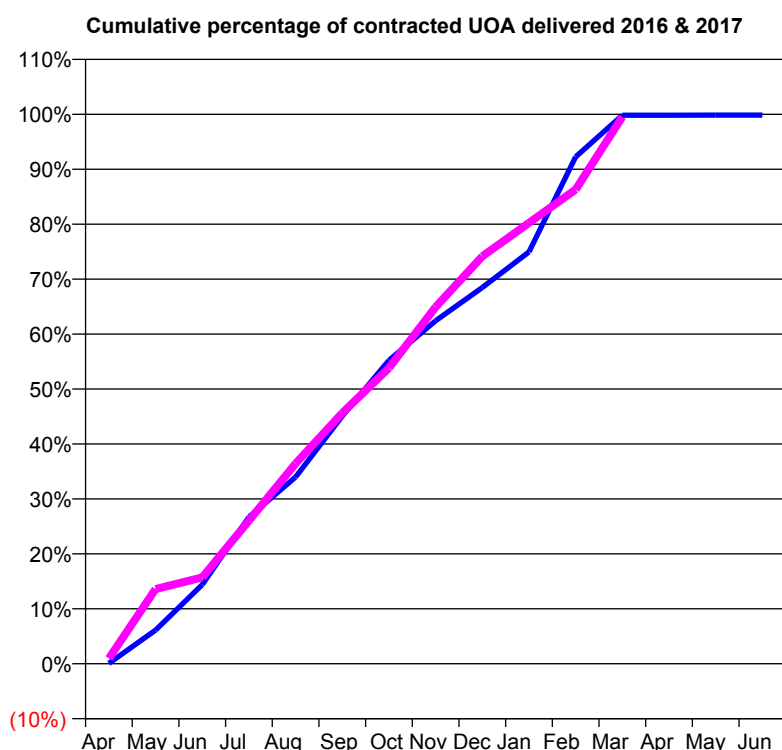
**Q49 - Vital Signs Orthodontic At a Glance Contract Report for 176648/0001 - March 2017**

Name or company name	South Tyneside Smiles Limited
Contract type name	GDS Contract
Purpose of contract	General and Orthodontic
Contract start date	01/04/2008
Contract end date	

16/17 Contracted general activity (UDA)	75,974
Carry forward general activity (UDA)	0
16/17 Contracted orthodontic activity (UOA)	2,119
Carry forward orthodontic activity (UOA)	3
Baseline contract value	£2,190,704.96

**ACCESS**

	Contract	England and Wales
24 month ratio of assessments to patient IDs	1.05	1.09

**ACTIVITY**


Month	Adjusted Scheduled Activity (UOA)	
	2016	2017
April	2	21
May	130	288
June	305	333
July	566	552
August	720	772
September	955	967
October	1,170	1,141
November	1,323	1,376
December	1,451	1,571
January	1,588	1,700
February	1,955	1,829
March	2,115	2,109
April	2,115	
May	2,116	
June	2,116	

**QUALITY**

	Contract Quantity	Contract Base Number	Contract *	Region	England
% of all assessments that were assess and fit appliances (rolling 12 month period)	97	174	55.7%	56.0%	56.6%
% of all assessments that were assess and refuse (rolling 12 month period)	28	174	16.1%	12.2%	11.8%
% of all assessments that were assess and review (rolling 12 month period)	49	174	28.2%	31.7%	31.6%
% of terminated courses where treatment was abandoned or discontinued (rolling 12 month period)	12	98	12.2%	7.9%	7.7%
% of completed treatments indicating that PAR score was taken (year to date)	85	86	98.8%	56.1%	58.4%
Rate of removable appliances per 100 fixed appliances - proposed treatment (rolling 12 month period)	7	187	3.74	5.53	5.64
Rate of removable appliances per 100 fixed appliances - completed treatment (rolling 12 month period)	5	159	3.14	4.24	4.81
% of courses of treatment with removable appliances only - proposed treatment (rolling 12 month period)	0	97	0.0%	1.5%	2.0%
% of courses of treatment with removable appliances only - completed treatment (rolling 12 month period)	2	86	2.3%	1.0%	1.5%
% of patients satisfied with the treatment they have received (rolling 12 month period)	3	3	100.0%	96.6%	96.0%

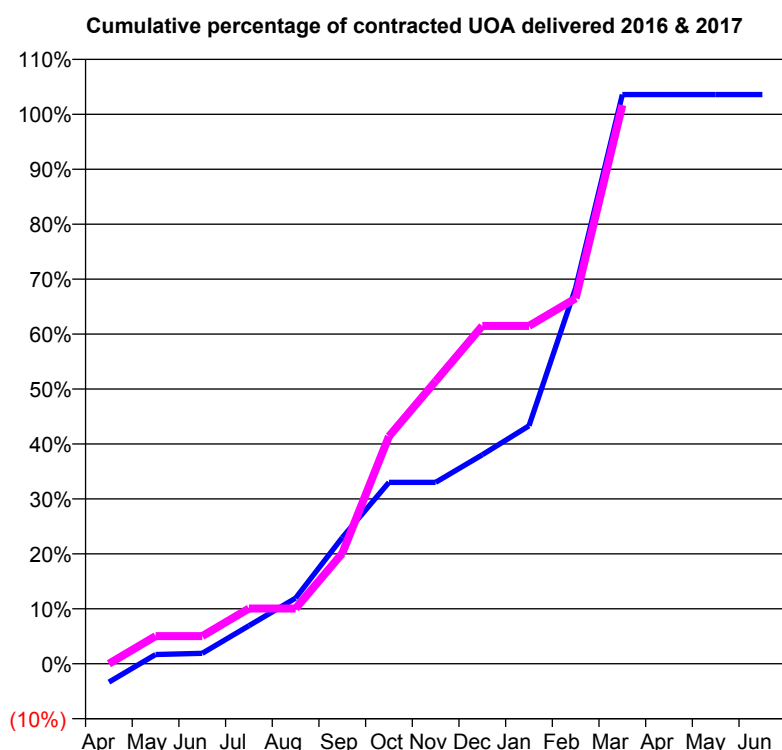
\* Figures in italics indicate that the base number is less than 100.

**Q49 - Vital Signs Orthodontic At a Glance Contract Report for 177644/0001 - March 2017**

Name or company name	Goodteeth Dental Surgeries Ltd
Contract type name	GDS Contract
Purpose of contract	General and Orthodontic
Contract start date	01/09/2009
Contract end date	

16/17 Contracted general activity (UDA)	8,745
Carry forward general activity (UDA)	0
16/17 Contracted orthodontic activity (UOA)	418
Carry forward orthodontic activity (UOA)	0
Baseline contract value	£233,729.16

ACCESS	Contract	England and Wales
24 month ratio of assessments to patient IDs	1.02	1.09

**ACTIVITY**


Month	Adjusted Scheduled Activity (UOA)	
	2016	2017
April	-14	0
May	7	21
June	8	21
July	29	42
August	50	42
September	96	84
October	138	173
November	138	215
December	159	257
January	181	257
February	286	278
March	433	425
April	433	
May	433	
June	433	

**QUALITY**

	Contract Quantity	Contract Base Number	Contract *	Region	England
% of all assessments that were assess and fit appliances (rolling 12 month period)	22	23	95.7%	56.0%	56.6%
% of all assessments that were assess and refuse (rolling 12 month period)	0	23	0.0%	12.2%	11.8%
% of all assessments that were assess and review (rolling 12 month period)	1	23	4.3%	31.7%	31.6%
% of terminated courses where treatment was abandoned or discontinued (rolling 12 month period)	0	0	N/A	7.9%	7.7%
% of completed treatments indicating that PAR score was taken (year to date)	0	0	N/A	56.1%	58.4%
Rate of removable appliances per 100 fixed appliances - proposed treatment (rolling 12 month period)	1	19	5.26	5.53	5.64
Rate of removable appliances per 100 fixed appliances - completed treatment (rolling 12 month period)	0	0	N/A	4.24	4.81
% of courses of treatment with removable appliances only - proposed treatment (rolling 12 month period)	1	22	4.5%	1.5%	2.0%
% of courses of treatment with removable appliances only - completed treatment (rolling 12 month period)	0	0	N/A	1.0%	1.5%
% of patients satisfied with the treatment they have received (rolling 12 month period)	0	0	N/A	96.6%	96.0%

\* Figures in italics indicate that the base number is less than 100.

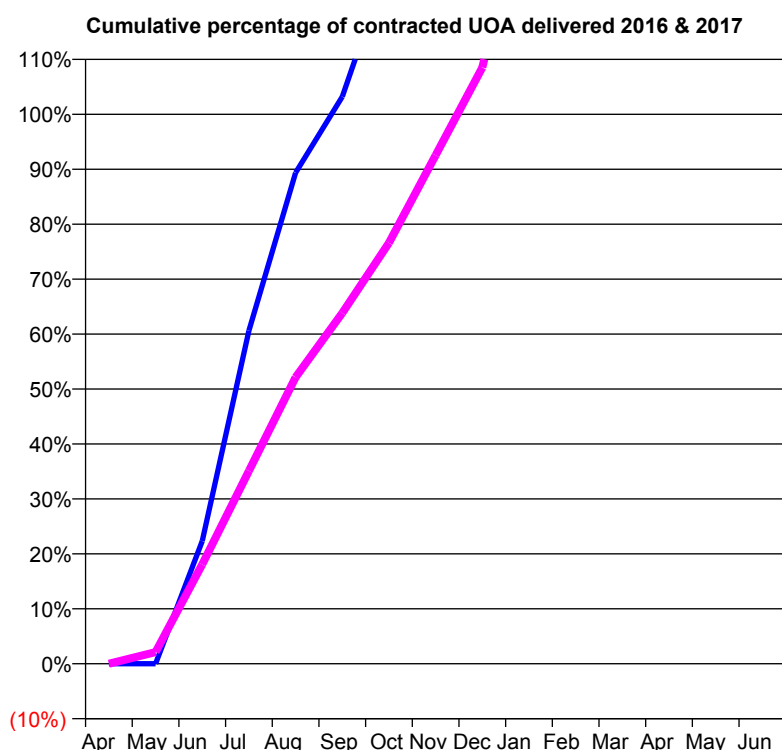
**Q49 - Vital Signs Orthodontic At a Glance Contract Report for 177709/0001 - March 2017**

Name or company name	Green Dental Partnership
Contract type name	GDS Contract
Purpose of contract	General and Orthodontic
Contract start date	01/04/2013
Contract end date	

16/17 Contracted general activity (UDA)	1,466
Carry forward general activity (UDA)	0
16/17 Contracted orthodontic activity (UOA)	94
Carry forward orthodontic activity (UOA)	0
Baseline contract value	£36,966.81

**ACCESS**

	Contract	England and Wales
24 month ratio of assessments to patient IDs	1.58	1.09

**ACTIVITY**


Month	Adjusted Scheduled Activity (UOA)	
	2016	2017
April	0	0
May	0	2
June	21	17
July	57	33
August	84	49
September	97	60
October	120	72
November	128	87
December	136	102
January	149	133
February	150	141
March	150	179
April	150	
May	150	
June	150	

**QUALITY**

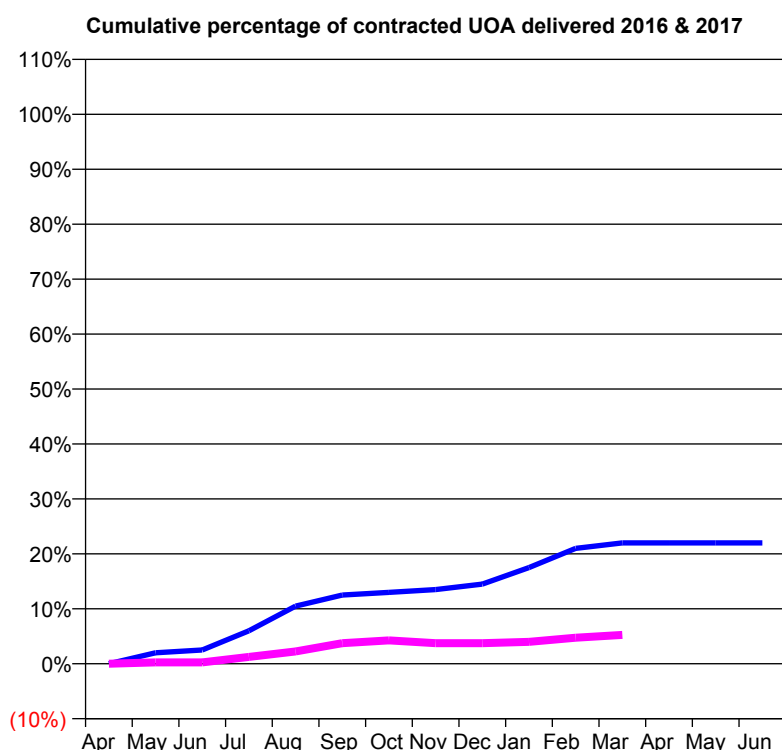
	Contract Quantity	Contract Base Number	Contract *	Region	England
% of all assessments that were assess and fit appliances (rolling 12 month period)	0	187	0.0%	56.0%	56.6%
% of all assessments that were assess and refuse (rolling 12 month period)	0	187	0.0%	12.2%	11.8%
% of all assessments that were assess and review (rolling 12 month period)	187	187	100.0%	31.7%	31.6%
% of terminated courses where treatment was abandoned or discontinued (rolling 12 month period)	0	0	N/A	7.9%	7.7%
% of completed treatments indicating that PAR score was taken (year to date)	0	0	N/A	56.1%	58.4%
Rate of removable appliances per 100 fixed appliances - proposed treatment (rolling 12 month period)	0	0	N/A	5.53	5.64
Rate of removable appliances per 100 fixed appliances - completed treatment (rolling 12 month period)	0	0	N/A	4.24	4.81
% of courses of treatment with removable appliances only - proposed treatment (rolling 12 month period)	0	0	N/A	1.5%	2.0%
% of courses of treatment with removable appliances only - completed treatment (rolling 12 month period)	0	0	N/A	1.0%	1.5%
% of patients satisfied with the treatment they have received (rolling 12 month period)	0	0	N/A	96.6%	96.0%

\* Figures in italics indicate that the base number is less than 100.

**Q49 - Vital Signs Orthodontic At a Glance Contract Report for 183962/0001 - March 2017**

Name or company name	Goodwin and Associates	16/17 Contracted general activity (UDA)	14,876
Contract type name	Pilot Contract	Carry forward general activity (UDA)	0
Purpose of contract	General and Orthodontic	16/17 Contracted orthodontic activity (UOA)	400
Contract start date	01/04/2008	Carry forward orthodontic activity (UOA)	0
Contract end date		Baseline contract value	£764,307.29

ACCESS	Contract	England and Wales
24 month ratio of assessments to patient IDs	1.01	1.09

**ACTIVITY**


Month	Adjusted Scheduled Activity (UOA)	
	2016	2017
April	0	0
May	4	1
June	5	1
July	12	5
August	21	9
September	25	15
October	26	17
November	27	15
December	29	15
January	35	16
February	42	19
March	44	21
April	44	
May	44	
June	44	

QUALITY	Contract Quantity	Contract Base Number	Contract *	Region	England
% of all assessments that were assess and fit appliances (rolling 12 month period)	0	24	0.0%	56.0%	56.6%
% of all assessments that were assess and refuse (rolling 12 month period)	0	24	0.0%	12.2%	11.8%
% of all assessments that were assess and review (rolling 12 month period)	24	24	100.0%	31.7%	31.6%
% of terminated courses where treatment was abandoned or discontinued (rolling 12 month period)	0	0	N/A	7.9%	7.7%
% of completed treatments indicating that PAR score was taken (year to date)	0	0	N/A	56.1%	58.4%
Rate of removable appliances per 100 fixed appliances - proposed treatment (rolling 12 month period)	0	0	N/A	5.53	5.64
Rate of removable appliances per 100 fixed appliances - completed treatment (rolling 12 month period)	0	0	N/A	4.24	4.81
% of courses of treatment with removable appliances only - proposed treatment (rolling 12 month period)	0	0	N/A	1.5%	2.0%
% of courses of treatment with removable appliances only - completed treatment (rolling 12 month period)	0	0	N/A	1.0%	1.5%
% of patients satisfied with the treatment they have received (rolling 12 month period)	0	0	N/A	96.6%	96.0%

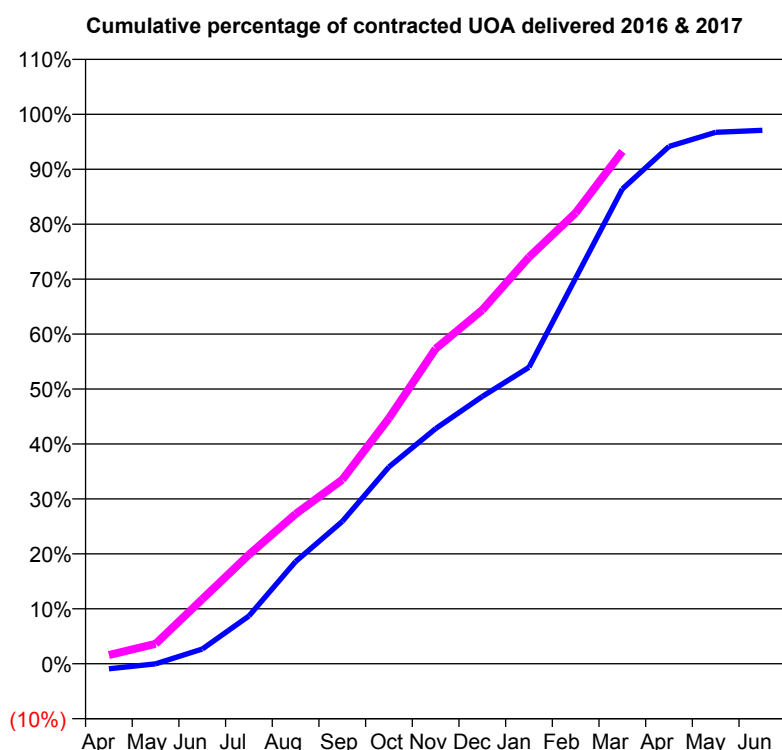
\* Figures in italics indicate that the base number is less than 100.

**Q49 - Vital Signs Orthodontic At a Glance Contract Report for 186872/0018 - March 2017**

Name or company name	ORTHOWORLD 2000 LTD
Contract type name	PDS Contract
Purpose of contract	Orthodontic
Contract start date	01/07/2012
Contract end date	31/03/2019

16/17 Contracted general activity (UDA)	0
Carry forward general activity (UDA)	0
16/17 Contracted orthodontic activity (UOA)	9,586
Carry forward orthodontic activity (UOA)	0
Baseline contract value	£544,541.53

ACCESS	Contract	England and Wales
24 month ratio of assessments to patient IDs	1.06	1.09

**ACTIVITY**


Month	Adjusted Scheduled Activity (UOA)	
	2016	2017
April	-106	152
May	-5	348
June	307	1,128
July	997	1,905
August	2,132	2,614
September	2,970	3,211
October	4,108	4,284
November	4,906	5,496
December	5,578	6,172
January	6,186	7,095
February	8,048	7,867
March	9,906	8,938
April	10,794	
May	11,088	
June	11,130	

QUALITY	Contract Quantity	Contract Base Number	Contract *	Region	England
% of all assessments that were assess and fit appliances (rolling 12 month period)	482	742	65.0%	56.0%	56.6%
% of all assessments that were assess and refuse (rolling 12 month period)	118	742	15.9%	12.2%	11.8%
% of all assessments that were assess and review (rolling 12 month period)	142	742	19.1%	31.7%	31.6%
% of terminated courses where treatment was abandoned or discontinued (rolling 12 month period)	18	261	6.9%	7.9%	7.7%
% of completed treatments indicating that PAR score was taken (year to date)	15	243	6.2%	56.1%	58.4%
Rate of removable appliances per 100 fixed appliances - proposed treatment (rolling 12 month period)	73	947	7.71	5.53	5.64
Rate of removable appliances per 100 fixed appliances - completed treatment (rolling 12 month period)	18	462	3.90	4.24	4.81
% of courses of treatment with removable appliances only - proposed treatment (rolling 12 month period)	2	482	0.4%	1.5%	2.0%
% of courses of treatment with removable appliances only - completed treatment (rolling 12 month period)	2	243	0.8%	1.0%	1.5%
% of patients satisfied with the treatment they have received (rolling 12 month period)	12	12	100.0%	96.6%	96.0%

\* Figures in italics indicate that the base number is less than 100.

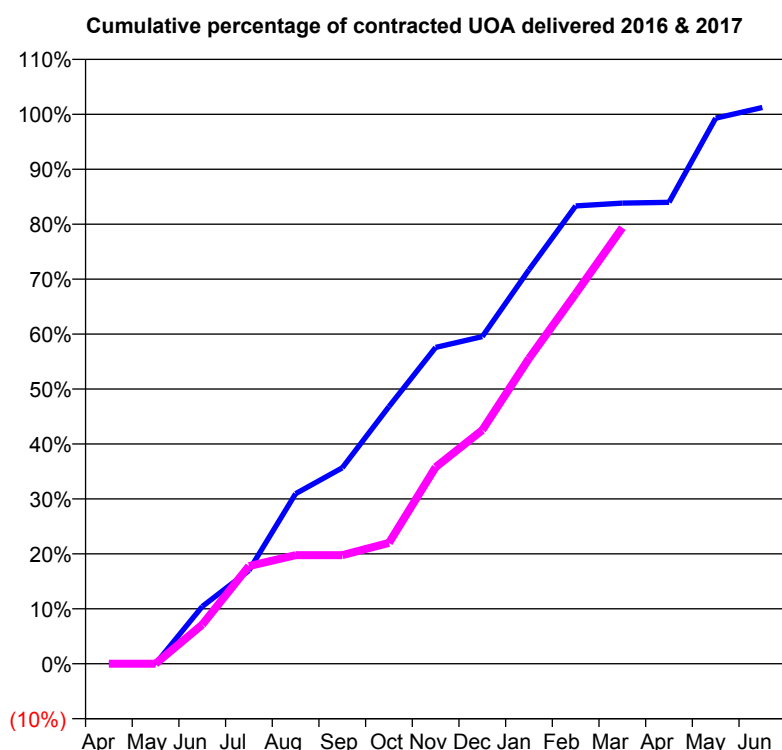
**Q49 - Vital Signs Orthodontic At a Glance Contract Report for 191639/0001 - March 2017**

Name or company name	Osborne Orthodontics Ltd
Contract type name	PDS Contract
Purpose of contract	Orthodontic
Contract start date	01/01/2013
Contract end date	31/03/2017

16/17 Contracted general activity (UDA)	0
Carry forward general activity (UDA)	0
16/17 Contracted orthodontic activity (UOA)	5,411
Carry forward orthodontic activity (UOA)	0
Baseline contract value	£307,467.91

**ACCESS**

	Contract	England and Wales
24 month ratio of assessments to patient IDs	1.17	1.09

**ACTIVITY**


Month	Adjusted Scheduled Activity (UOA)	
	2016	2017
April	0	0
May	0	0
June	564	385
July	918	962
August	1,675	1,069
September	1,929	1,069
October	2,532	1,190
November	3,115	1,936
December	3,221	2,301
January	3,880	3,006
February	4,509	3,645
March	4,536	4,295
April	4,544	
May	5,372	
June	5,477	

**QUALITY**

	Contract Quantity	Contract Base Number	Contract *	Region	England
% of all assessments that were assess and fit appliances (rolling 12 month period)	253	348	72.7%	56.0%	56.6%
% of all assessments that were assess and refuse (rolling 12 month period)	88	348	25.3%	12.2%	11.8%
% of all assessments that were assess and review (rolling 12 month period)	7	348	2.0%	31.7%	31.6%
% of terminated courses where treatment was abandoned or discontinued (rolling 12 month period)	4	249	1.6%	7.9%	7.7%
% of completed treatments indicating that PAR score was taken (year to date)	99	245	40.4%	56.1%	58.4%
Rate of removable appliances per 100 fixed appliances - proposed treatment (rolling 12 month period)	20	333	6.01	5.53	5.64
Rate of removable appliances per 100 fixed appliances - completed treatment (rolling 12 month period)	6	241	2.49	4.24	4.81
% of courses of treatment with removable appliances only - proposed treatment (rolling 12 month period)	8	253	3.2%	1.5%	2.0%
% of courses of treatment with removable appliances only - completed treatment (rolling 12 month period)	2	245	0.8%	1.0%	1.5%
% of patients satisfied with the treatment they have received (rolling 12 month period)	5	6	83.3%	96.6%	96.0%

\* Figures in italics indicate that the base number is less than 100.

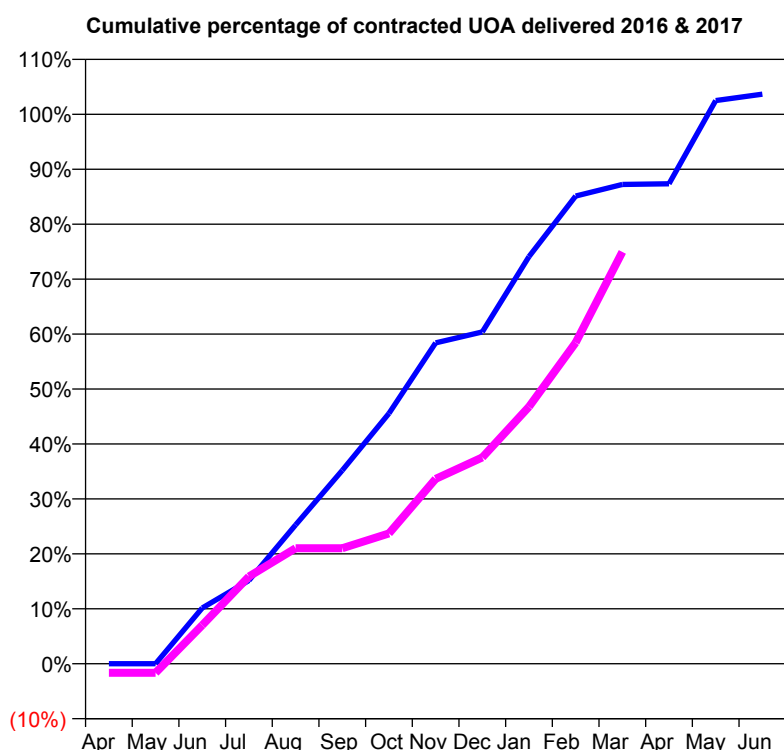
**Q49 - Vital Signs Orthodontic At a Glance Contract Report for 191639/0002 - March 2017**

Name or company name	Osborne Orthodontics Ltd
Contract type name	PDS Contract
Purpose of contract	Orthodontic
Contract start date	01/01/2013
Contract end date	30/09/2017

16/17 Contracted general activity (UDA)	0
Carry forward general activity (UDA)	0
16/17 Contracted orthodontic activity (UOA)	5,411
Carry forward orthodontic activity (UOA)	90
Baseline contract value	£307,467.91

**ACCESS**

	Contract	England and Wales
24 month ratio of assessments to patient IDs	1.17	1.09

**ACTIVITY**


Month	Adjusted Scheduled Activity (UOA)	
	2016	2017
April	0	-90
May	0	-90
June	549	380
July	820	859
August	1,368	1,138
September	1,905	1,138
October	2,465	1,283
November	3,160	1,821
December	3,267	2,032
January	4,009	2,531
February	4,606	3,163
March	4,720	4,056
April	4,727	-
May	5,546	-
June	5,609	-

**QUALITY**

	Contract Quantity	Contract Base Number	Contract *	Region	England
% of all assessments that were assess and fit appliances (rolling 12 month period)	241	340	70.9%	56.0%	56.6%
% of all assessments that were assess and refuse (rolling 12 month period)	94	340	27.6%	12.2%	11.8%
% of all assessments that were assess and review (rolling 12 month period)	5	340	1.5%	31.7%	31.6%
% of terminated courses where treatment was abandoned or discontinued (rolling 12 month period)	12	253	4.7%	7.9%	7.7%
% of completed treatments indicating that PAR score was taken (year to date)	94	241	39.0%	56.1%	58.4%
Rate of removable appliances per 100 fixed appliances - proposed treatment (rolling 12 month period)	30	297	10.10	5.53	5.64
Rate of removable appliances per 100 fixed appliances - completed treatment (rolling 12 month period)	8	234	3.42	4.24	4.81
% of courses of treatment with removable appliances only - proposed treatment (rolling 12 month period)	8	241	3.3%	1.5%	2.0%
% of courses of treatment with removable appliances only - completed treatment (rolling 12 month period)	5	241	2.1%	1.0%	1.5%
% of patients satisfied with the treatment they have received (rolling 12 month period)	5	5	100.0%	96.6%	96.0%

\* Figures in italics indicate that the base number is less than 100.

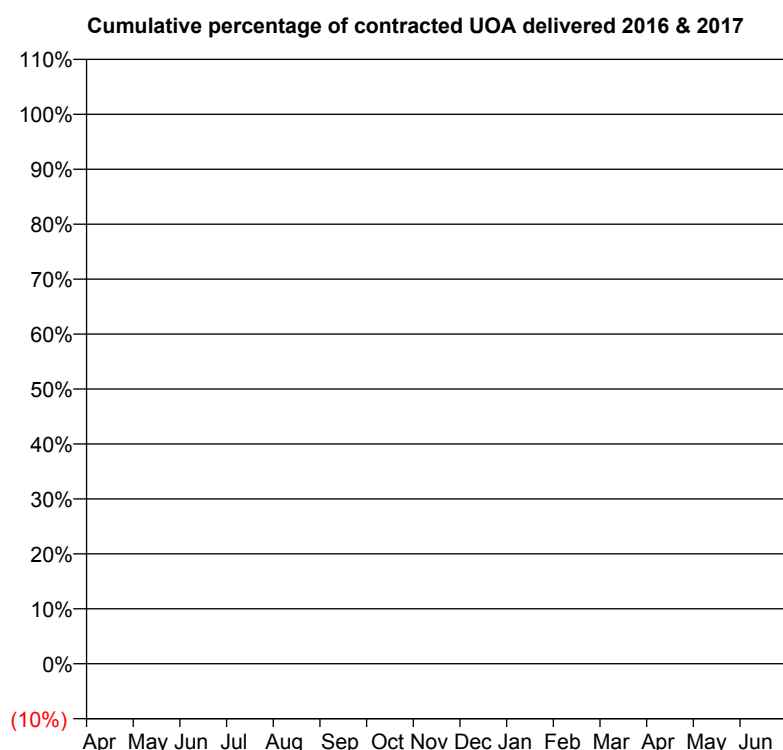
**Q49 - Vital Signs Orthodontic At a Glance Contract Report for 192937/0001 - March 2017**

Name or company name	Cumbria P'ship NHS FT - Furness & South
Contract type name	PDS Contract
Purpose of contract	General
Contract start date	06/10/2014
Contract end date	31/03/2018

16/17 Contracted general activity (UDA)	0
Carry forward general activity (UDA)	0
16/17 Contracted orthodontic activity (UOA)	0
Carry forward orthodontic activity (UOA)	0
Baseline contract value	£0.00

**ACCESS**

	Contract	England and Wales
24 month ratio of assessments to patient IDs	1.17	1.09

**ACTIVITY**


Month	Adjusted Scheduled Activity (UOA)	
	2016	2017
April	0	0
May	98	89
June	197	309
July	243	643
August	317	948
September	441	1,170
October	578	1,350
November	670	1,556
December	751	1,697
January	856	1,752
February	978	1,892
March	1,249	1,957
April	1,411	
May	1,434	
June	1,434	

**QUALITY**

	Contract Quantity	Contract Base Number	Contract *	Region	England
% of all assessments that were assess and fit appliances (rolling 12 month period)	99	282	35.1%	56.0%	56.6%
% of all assessments that were assess and refuse (rolling 12 month period)	10	282	3.5%	12.2%	11.8%
% of all assessments that were assess and review (rolling 12 month period)	173	282	61.3%	31.7%	31.6%
% of terminated courses where treatment was abandoned or discontinued (rolling 12 month period)	3	39	7.7%	7.9%	7.7%
% of completed treatments indicating that PAR score was taken (year to date)	32	36	88.9%	56.1%	58.4%
Rate of removable appliances per 100 fixed appliances - proposed treatment (rolling 12 month period)	37	63	58.73	5.53	5.64
Rate of removable appliances per 100 fixed appliances - completed treatment (rolling 12 month period)	0	17	0.00	4.24	4.81
% of courses of treatment with removable appliances only - proposed treatment (rolling 12 month period)	33	99	33.3%	1.5%	2.0%
% of courses of treatment with removable appliances only - completed treatment (rolling 12 month period)	0	36	0.0%	1.0%	1.5%
% of patients satisfied with the treatment they have received (rolling 12 month period)	4	4	100.0%	96.6%	96.0%

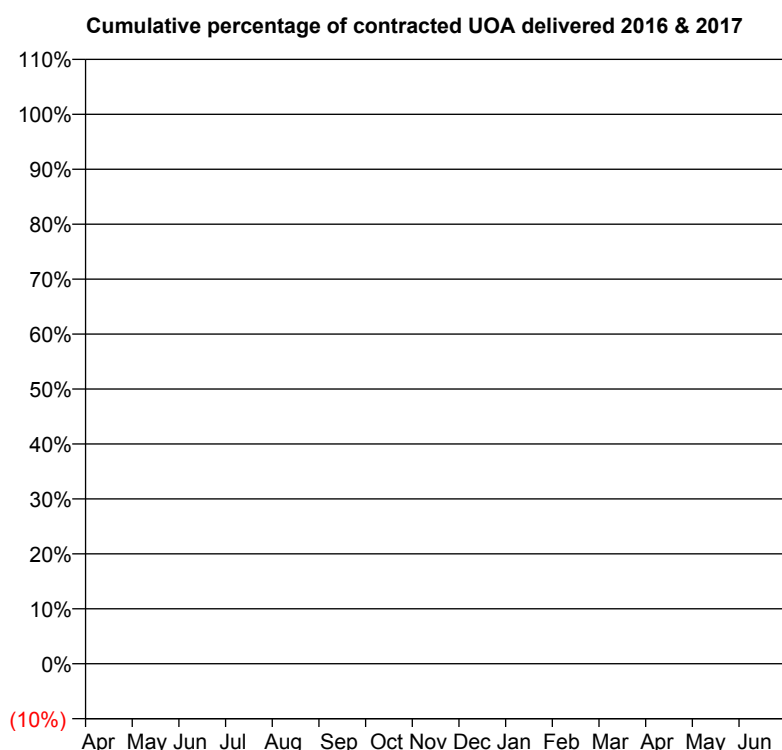
\* Figures in italics indicate that the base number is less than 100.



**Q49 - Vital Signs Orthodontic At a Glance Contract Report for 194689/0002 - March 2017**

Name or company name	Northumbria HC Trust NHS Foundation Tru	16/17 Contracted general activity (UDA)	0
Contract type name	PDS Contract	Carry forward general activity (UDA)	0
Purpose of contract	General	16/17 Contracted orthodontic activity (UOA)	0
Contract start date	01/10/2006	Carry forward orthodontic activity (UOA)	0
Contract end date	31/03/2017	Baseline contract value	£0.00

ACCESS	Contract	England and Wales
24 month ratio of assessments to patient IDs	1.13	1.09

**ACTIVITY**


Month	Adjusted Scheduled Activity (UOA)	
	2016	2017
April	0	22
May	40	102
June	192	332
July	486	745
August	578	962
September	1,011	1,352
October	1,269	1,672
November	1,526	2,216
December	2,112	2,692
January	2,247	3,212
February	2,462	3,458
March	2,479	3,642
April	2,709	
May	2,884	
June	2,907	

QUALITY	Contract Quantity	Contract Base Number	Contract *	Region	England
% of all assessments that were assess and fit appliances (rolling 12 month period)	189	510	37.1%	56.0%	56.6%
% of all assessments that were assess and refuse (rolling 12 month period)	66	510	12.9%	12.2%	11.8%
% of all assessments that were assess and review (rolling 12 month period)	255	510	50.0%	31.7%	31.6%
% of terminated courses where treatment was abandoned or discontinued (rolling 12 month period)	51	166	30.7%	7.9%	7.7%
% of completed treatments indicating that PAR score was taken (year to date)	74	115	64.3%	56.1%	58.4%
Rate of removable appliances per 100 fixed appliances - proposed treatment (rolling 12 month period)	47	199	23.62	5.53	5.64
Rate of removable appliances per 100 fixed appliances - completed treatment (rolling 12 month period)	19	79	24.05	4.24	4.81
% of courses of treatment with removable appliances only - proposed treatment (rolling 12 month period)	8	189	4.2%	1.5%	2.0%
% of courses of treatment with removable appliances only - completed treatment (rolling 12 month period)	3	115	2.6%	1.0%	1.5%
% of patients satisfied with the treatment they have received (rolling 12 month period)	7	8	87.5%	96.6%	96.0%

\* Figures in italics indicate that the base number is less than 100.

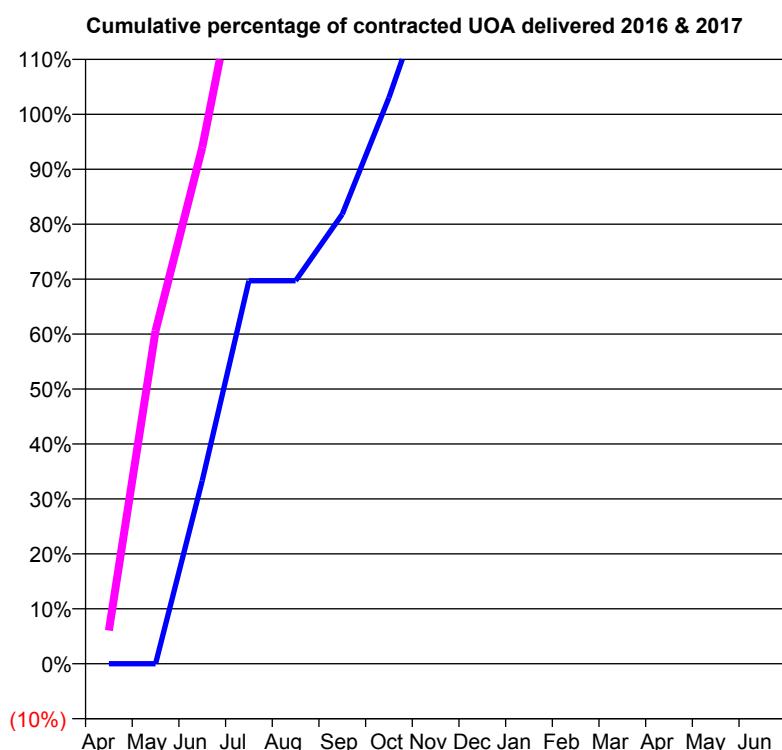
**Q49 - Vital Signs Orthodontic At a Glance Contract Report for 214922/0001 - March 2017**

Name or company name	MISS AL DAVIDSON
Contract type name	GDS Contract
Purpose of contract	General and Orthodontic
Contract start date	01/04/2006
Contract end date	

16/17 Contracted general activity (UDA)	650
Carry forward general activity (UDA)	20
16/17 Contracted orthodontic activity (UOA)	33
Carry forward orthodontic activity (UOA)	0
Baseline contract value	£21,230.84

**ACCESS**

	Contract	England and Wales
24 month ratio of assessments to patient IDs	1.63	1.09

**ACTIVITY**


Month	Adjusted Scheduled Activity (UOA)	
	2016	2017
April	0	2
May	0	20
June	11	31
July	23	45
August	23	57
September	27	65
October	34	75
November	42	98
December	55	102
January	63	110
February	74	135
March	79	136
April	82	
May	82	
June	82	

**QUALITY**

	Contract Quantity	Contract Base Number	Contract *	Region	England
% of all assessments that were assess and fit appliances (rolling 12 month period)	1	119	0.8%	56.0%	56.6%
% of all assessments that were assess and refuse (rolling 12 month period)	0	119	0.0%	12.2%	11.8%
% of all assessments that were assess and review (rolling 12 month period)	118	119	99.2%	31.7%	31.6%
% of terminated courses where treatment was abandoned or discontinued (rolling 12 month period)	0	0	N/A	7.9%	7.7%
% of completed treatments indicating that PAR score was taken (year to date)	0	0	N/A	56.1%	58.4%
Rate of removable appliances per 100 fixed appliances - proposed treatment (rolling 12 month period)	0	0	N/A	5.53	5.64
Rate of removable appliances per 100 fixed appliances - completed treatment (rolling 12 month period)	0	0	N/A	4.24	4.81
% of courses of treatment with removable appliances only - proposed treatment (rolling 12 month period)	0	1	0.0%	1.5%	2.0%
% of courses of treatment with removable appliances only - completed treatment (rolling 12 month period)	0	0	N/A	1.0%	1.5%
% of patients satisfied with the treatment they have received (rolling 12 month period)	0	0	N/A	96.6%	96.0%

\* Figures in italics indicate that the base number is less than 100.

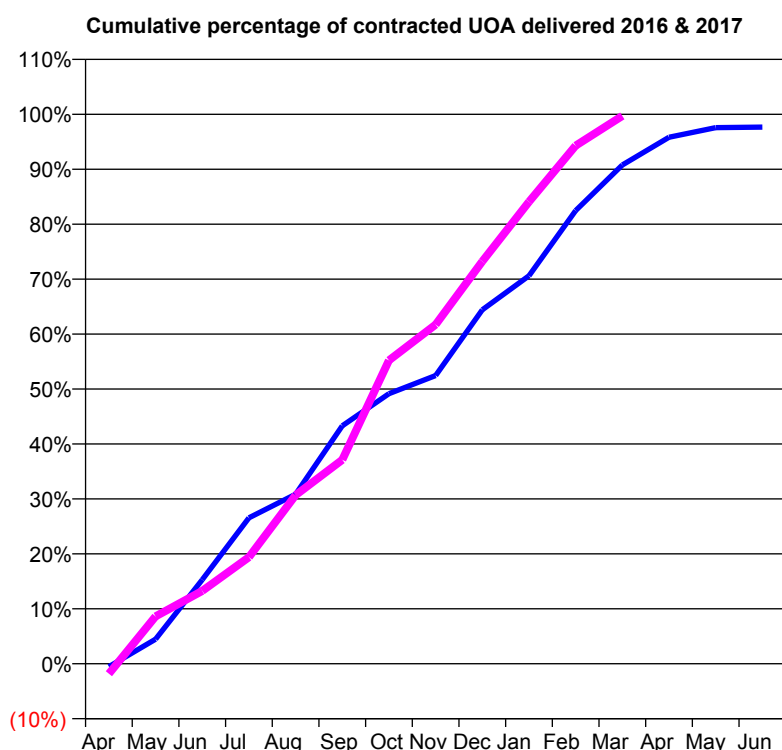
**Q49 - Vital Signs Orthodontic At a Glance Contract Report for 214973/0001 - March 2017**

Name or company name	MISS SM MATTHEW
Contract type name	PDS Contract
Purpose of contract	Orthodontic
Contract start date	01/04/2006
Contract end date	31/03/2018

16/17 Contracted general activity (UDA)	0
Carry forward general activity (UDA)	0
16/17 Contracted orthodontic activity (UOA)	2,820
Carry forward orthodontic activity (UOA)	52
Baseline contract value	£182,860.14

**ACCESS**

	Contract	England and Wales
24 month ratio of assessments to patient IDs	1.15	1.09

**ACTIVITY**


Month	Adjusted Scheduled Activity (UOA)	
	2016	2017
April	-17	-52
May	140	243
June	479	374
July	832	547
August	967	865
September	1,357	1,047
October	1,540	1,557
November	1,643	1,741
December	2,018	2,065
January	2,212	2,371
February	2,584	2,659
March	2,844	2,812
April	3,002	
May	3,057	
June	3,060	

**QUALITY**

	Contract Quantity	Contract Base Number	Contract *	Region	England
% of all assessments that were assess and fit appliances (rolling 12 month period)	144	365	39.5%	56.0%	56.6%
% of all assessments that were assess and refuse (rolling 12 month period)	46	365	12.6%	12.2%	11.8%
% of all assessments that were assess and review (rolling 12 month period)	175	365	47.9%	31.7%	31.6%
% of terminated courses where treatment was abandoned or discontinued (rolling 12 month period)	13	113	11.5%	7.9%	7.7%
% of completed treatments indicating that PAR score was taken (year to date)	99	99	100.0%	56.1%	58.4%
Rate of removable appliances per 100 fixed appliances - proposed treatment (rolling 12 month period)	45	225	20.00	5.53	5.64
Rate of removable appliances per 100 fixed appliances - completed treatment (rolling 12 month period)	5	168	2.98	4.24	4.81
% of courses of treatment with removable appliances only - proposed treatment (rolling 12 month period)	6	144	4.2%	1.5%	2.0%
% of courses of treatment with removable appliances only - completed treatment (rolling 12 month period)	2	100	2.0%	1.0%	1.5%
% of patients satisfied with the treatment they have received (rolling 12 month period)	8	8	100.0%	96.6%	96.0%

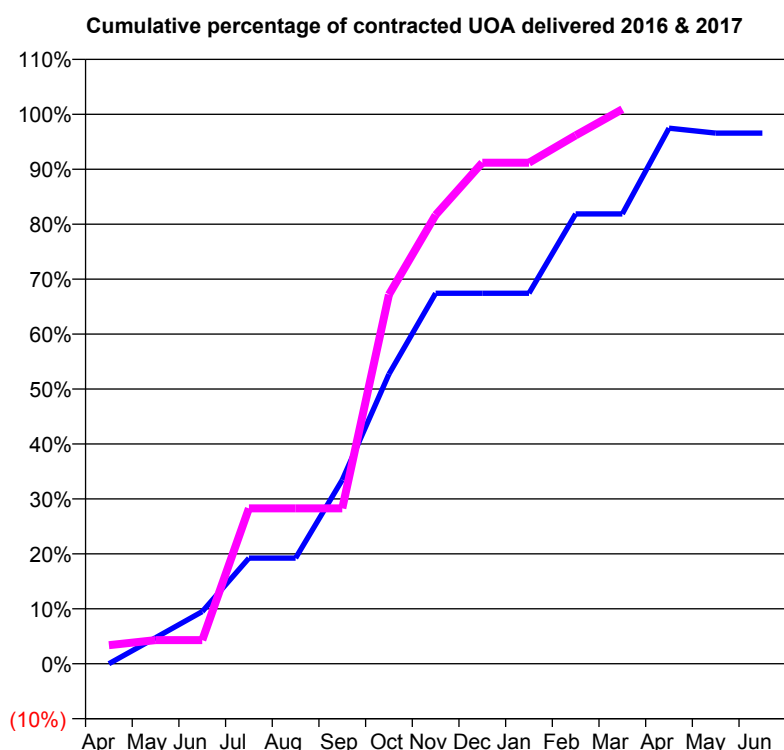
\* Figures in italics indicate that the base number is less than 100.

**Q49 - Vital Signs Orthodontic At a Glance Contract Report for 215031/0001 - March 2017**

Name or company name	MR RJ GOVAN
Contract type name	GDS Contract
Purpose of contract	General and Orthodontic
Contract start date	01/04/2006
Contract end date	

16/17 Contracted general activity (UDA)	1,100
Carry forward general activity (UDA)	0
16/17 Contracted orthodontic activity (UOA)	442
Carry forward orthodontic activity (UOA)	-15
Baseline contract value	£46,833.02

ACCESS	Contract	England and Wales
24 month ratio of assessments to patient IDs	1.07	1.09

**ACTIVITY**


Month	Adjusted Scheduled Activity (UOA)	
	2016	2017
April	0	15
May	21	19
June	42	19
July	85	125
August	85	125
September	148	125
October	233	297
November	298	361
December	298	403
January	298	403
February	362	425
March	362	446
April	431	
May	427	
June	427	

QUALITY	Contract Quantity	Contract Base Number	Contract *	Region	England
% of all assessments that were assess and fit appliances (rolling 12 month period)	26	31	83.9%	56.0%	56.6%
% of all assessments that were assess and refuse (rolling 12 month period)	1	31	3.2%	12.2%	11.8%
% of all assessments that were assess and review (rolling 12 month period)	4	31	12.9%	31.7%	31.6%
% of terminated courses where treatment was abandoned or discontinued (rolling 12 month period)	3	16	18.8%	7.9%	7.7%
% of completed treatments indicating that PAR score was taken (year to date)	9	13	69.2%	56.1%	58.4%
Rate of removable appliances per 100 fixed appliances - proposed treatment (rolling 12 month period)	0	0	N/A	5.53	5.64
Rate of removable appliances per 100 fixed appliances - completed treatment (rolling 12 month period)	2	22	9.09	4.24	4.81
% of courses of treatment with removable appliances only - proposed treatment (rolling 12 month period)	0	26	0.0%	1.5%	2.0%
% of courses of treatment with removable appliances only - completed treatment (rolling 12 month period)	0	13	0.0%	1.0%	1.5%
% of patients satisfied with the treatment they have received (rolling 12 month period)	1	1	100.0%	96.6%	96.0%

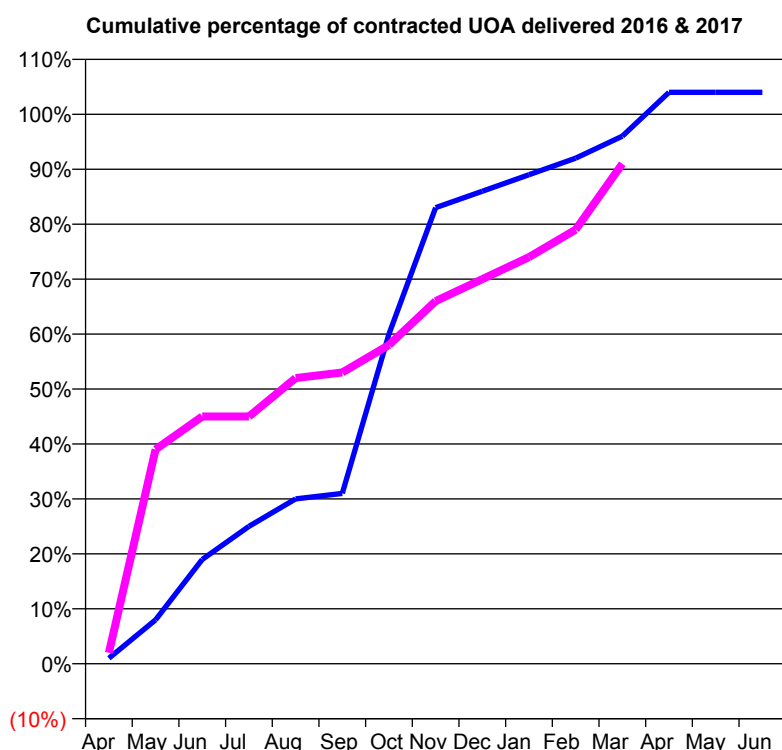
\* Figures in italics indicate that the base number is less than 100.

**Q49 - Vital Signs Orthodontic At a Glance Contract Report for 219576/0001 - March 2017**

Name or company name	MR DJ WHITE
Contract type name	GDS Contract
Purpose of contract	General and Orthodontic
Contract start date	01/04/2006
Contract end date	

16/17 Contracted general activity (UDA)	29,904
Carry forward general activity (UDA)	-207
16/17 Contracted orthodontic activity (UOA)	100
Carry forward orthodontic activity (UOA)	0
Baseline contract value	£792,943.09

ACCESS	Contract	England and Wales
24 month ratio of assessments to patient IDs	1.02	1.09

**ACTIVITY**


Month	Adjusted Scheduled Activity (UOA)	
	2016	2017
April	1	2
May	8	39
June	19	45
July	25	45
August	30	52
September	31	53
October	60	58
November	83	66
December	86	70
January	89	74
February	92	79
March	96	91
April	104	
May	104	
June	104	

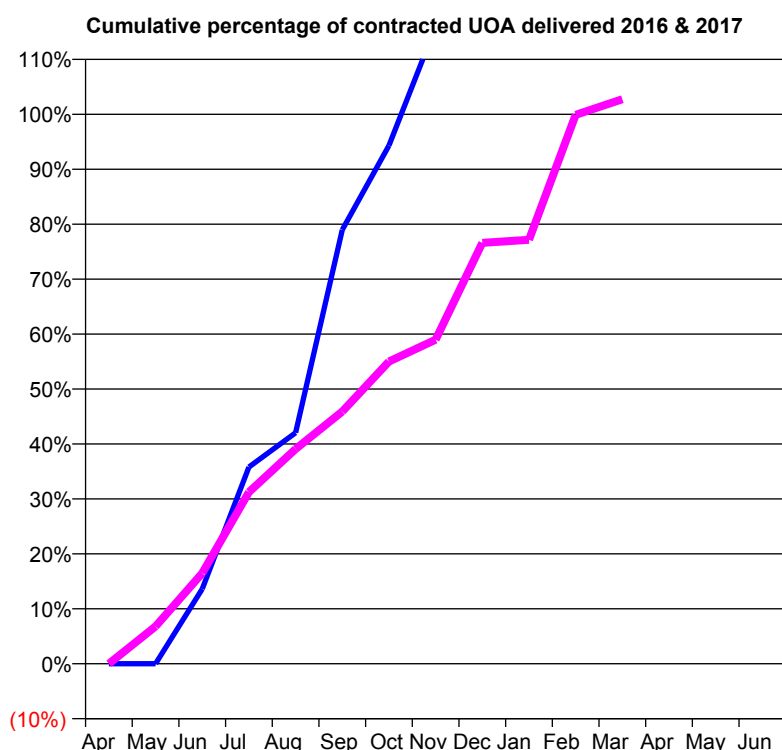
QUALITY	Contract Quantity	Contract Base Number	Contract *	Region	England
% of all assessments that were assess and fit appliances (rolling 12 month period)	6	64	9.4%	56.0%	56.6%
% of all assessments that were assess and refuse (rolling 12 month period)	0	64	0.0%	12.2%	11.8%
% of all assessments that were assess and review (rolling 12 month period)	58	64	90.6%	31.7%	31.6%
% of terminated courses where treatment was abandoned or discontinued (rolling 12 month period)	3	5	60.0%	7.9%	7.7%
% of completed treatments indicating that PAR score was taken (year to date)	2	2	100.0%	56.1%	58.4%
Rate of removable appliances per 100 fixed appliances - proposed treatment (rolling 12 month period)	3	0	N/A	5.53	5.64
Rate of removable appliances per 100 fixed appliances - completed treatment (rolling 12 month period)	0	0	N/A	4.24	4.81
% of courses of treatment with removable appliances only - proposed treatment (rolling 12 month period)	3	6	50.0%	1.5%	2.0%
% of courses of treatment with removable appliances only - completed treatment (rolling 12 month period)	0	2	0.0%	1.0%	1.5%
% of patients satisfied with the treatment they have received (rolling 12 month period)	0	0	N/A	96.6%	96.0%

\* Figures in italics indicate that the base number is less than 100.

**Q49 - Vital Signs Orthodontic At a Glance Contract Report for 245380/0001 - March 2017**

Name or company name	MR JI SPEDDING	16/17 Contracted general activity (UDA)	4,000
Contract type name	GDS Contract	Carry forward general activity (UDA)	0
Purpose of contract	General and Orthodontic	16/17 Contracted orthodontic activity (UOA)	176
Contract start date	01/04/2006	Carry forward orthodontic activity (UOA)	0
Contract end date		Baseline contract value	£99,038.67

ACCESS	Contract	England and Wales
24 month ratio of assessments to patient IDs	1.40	1.09

**ACTIVITY**


Month	Adjusted Scheduled Activity (UOA)	
	2016	2017
April	0	0
May	0	12
June	24	29
July	63	55
August	74	69
September	139	81
October	166	97
November	204	104
December	223	135
January	234	136
February	260	176
March	260	181
April	260	
May	260	
June	260	

QUALITY	Contract Quantity	Contract Base Number	Contract *	Region	England
% of all assessments that were assess and fit appliances (rolling 12 month period)	0	181	0.0%	56.0%	56.6%
% of all assessments that were assess and refuse (rolling 12 month period)	3	181	1.7%	12.2%	11.8%
% of all assessments that were assess and review (rolling 12 month period)	178	181	98.3%	31.7%	31.6%
% of terminated courses where treatment was abandoned or discontinued (rolling 12 month period)	0	1	0.0%	7.9%	7.7%
% of completed treatments indicating that PAR score was taken (year to date)	0	1	0.0%	56.1%	58.4%
Rate of removable appliances per 100 fixed appliances - proposed treatment (rolling 12 month period)	0	0	N/A	5.53	5.64
Rate of removable appliances per 100 fixed appliances - completed treatment (rolling 12 month period)	1	0	N/A	4.24	4.81
% of courses of treatment with removable appliances only - proposed treatment (rolling 12 month period)	0	0	N/A	1.5%	2.0%
% of courses of treatment with removable appliances only - completed treatment (rolling 12 month period)	1	1	100.0%	1.0%	1.5%
% of patients satisfied with the treatment they have received (rolling 12 month period)	0	0	N/A	96.6%	96.0%

\* Figures in italics indicate that the base number is less than 100.

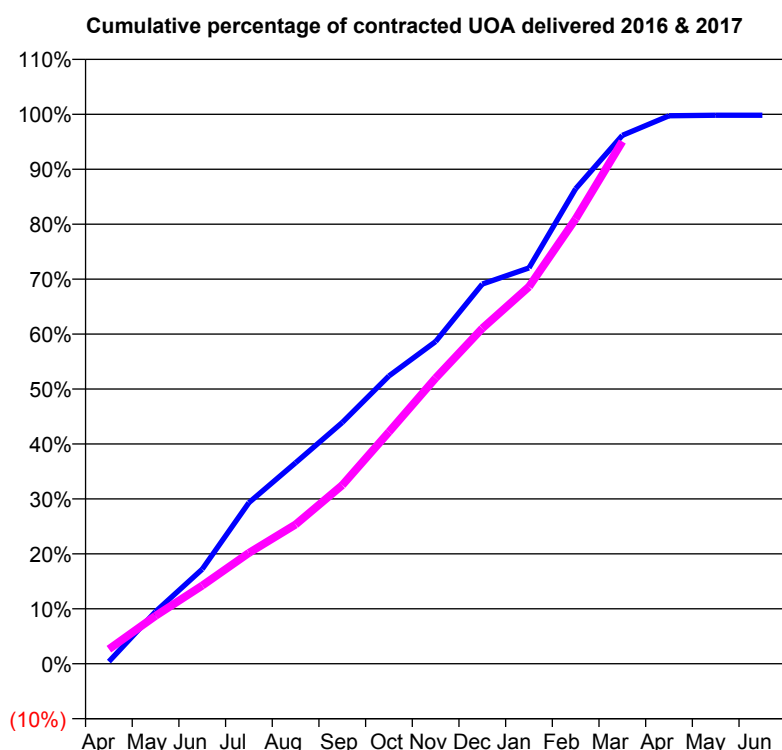
**Q49 - Vital Signs Orthodontic At a Glance Contract Report for 253677/0001 - March 2017**

Name or company name	MR CD RUSHFORTH
Contract type name	PDS Contract
Purpose of contract	Orthodontic
Contract start date	01/04/2006
Contract end date	31/03/2018

16/17 Contracted general activity (UDA)	0
Carry forward general activity (UDA)	0
16/17 Contracted orthodontic activity (UOA)	21,746
Carry forward orthodontic activity (UOA)	45
Baseline contract value	£1,340,518.70

**ACCESS**

	Contract	England and Wales
24 month ratio of assessments to patient IDs	1.44	1.09

**ACTIVITY**


Month	Adjusted Scheduled Activity (UOA)	
	2016	2017
April	95	577
May	2,256	1,899
June	4,087	3,097
July	6,963	4,389
August	8,686	5,514
September	10,427	7,071
October	12,436	9,176
November	13,924	11,306
December	16,403	13,273
January	17,101	14,919
February	20,526	17,609
March	22,826	20,668
April	23,675	
May	23,696	
June	23,696	

**QUALITY**

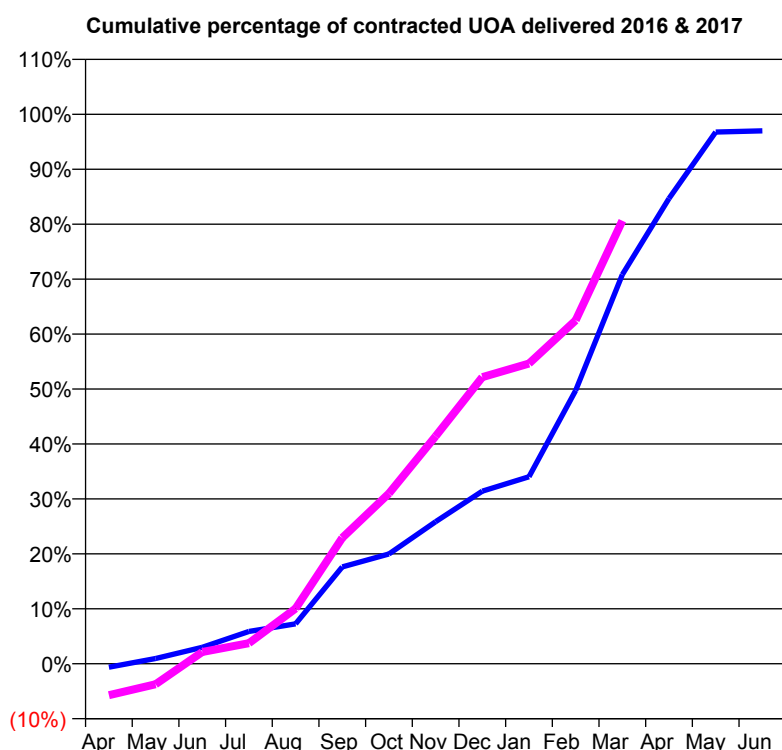
	Contract Quantity	Contract Base Number	Contract *	Region	England
% of all assessments that were assess and fit appliances (rolling 12 month period)	974	2,638	36.9%	56.0%	56.6%
% of all assessments that were assess and refuse (rolling 12 month period)	353	2,638	13.4%	12.2%	11.8%
% of all assessments that were assess and review (rolling 12 month period)	1,311	2,638	49.7%	31.7%	31.6%
% of terminated courses where treatment was abandoned or discontinued (rolling 12 month period)	191	1,139	16.8%	7.9%	7.7%
% of completed treatments indicating that PAR score was taken (year to date)	821	948	86.6%	56.1%	58.4%
Rate of removable appliances per 100 fixed appliances - proposed treatment (rolling 12 month period)	91	1,325	6.87	5.53	5.64
Rate of removable appliances per 100 fixed appliances - completed treatment (rolling 12 month period)	44	1,798	2.45	4.24	4.81
% of courses of treatment with removable appliances only - proposed treatment (rolling 12 month period)	82	974	8.4%	1.5%	2.0%
% of courses of treatment with removable appliances only - completed treatment (rolling 12 month period)	39	948	4.1%	1.0%	1.5%
% of patients satisfied with the treatment they have received (rolling 12 month period)	24	25	96.0%	96.6%	96.0%

\* Figures in italics indicate that the base number is less than 100.

**Q49 - Vital Signs Orthodontic At a Glance Contract Report for 270601/0002 - March 2017**

Name or company name	MR UM QURESHI	16/17 Contracted general activity (UDA)	0
Contract type name	PDS Contract	Carry forward general activity (UDA)	0
Purpose of contract	Orthodontic	16/17 Contracted orthodontic activity (UOA)	5,376
Contract start date	01/11/2010	Carry forward orthodontic activity (UOA)	309
Contract end date	31/03/2018	Baseline contract value	£358,211.79

ACCESS	Contract	England and Wales
24 month ratio of assessments to patient IDs	1.26	1.09

**ACTIVITY**


Month	Adjusted Scheduled Activity (UOA)	
	2016	2017
April	-65	-309
May	97	-201
June	306	115
July	601	202
August	743	541
September	1,803	1,232
October	2,045	1,666
November	2,645	2,226
December	3,215	2,805
January	3,483	2,938
February	5,088	3,361
March	7,246	4,335
April	8,664	
May	9,902	
June	9,923	

QUALITY	Contract Quantity	Contract Base Number	Contract *	Region	England
% of all assessments that were assess and fit appliances (rolling 12 month period)	323	843	38.3%	56.0%	56.6%
% of all assessments that were assess and refuse (rolling 12 month period)	93	843	11.0%	12.2%	11.8%
% of all assessments that were assess and review (rolling 12 month period)	427	843	50.7%	31.7%	31.6%
% of terminated courses where treatment was abandoned or discontinued (rolling 12 month period)	53	401	13.2%	7.9%	7.7%
% of completed treatments indicating that PAR score was taken (year to date)	99	348	28.4%	56.1%	58.4%
Rate of removable appliances per 100 fixed appliances - proposed treatment (rolling 12 month period)	35	629	5.56	5.53	5.64
Rate of removable appliances per 100 fixed appliances - completed treatment (rolling 12 month period)	17	474	3.59	4.24	4.81
% of courses of treatment with removable appliances only - proposed treatment (rolling 12 month period)	1	323	0.3%	1.5%	2.0%
% of courses of treatment with removable appliances only - completed treatment (rolling 12 month period)	5	348	1.4%	1.0%	1.5%
% of patients satisfied with the treatment they have received (rolling 12 month period)	12	12	100.0%	96.6%	96.0%

\* Figures in italics indicate that the base number is less than 100.



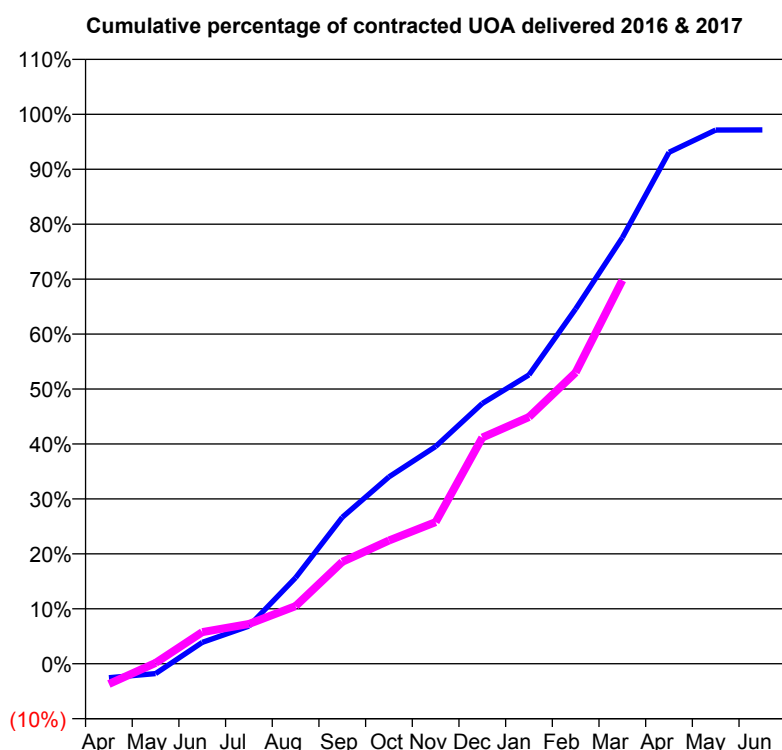
**Q49 - Vital Signs Orthodontic At a Glance Contract Report for 270601/0003 - March 2017**

Name or company name	MR UM QURESHI
Contract type name	PDS Contract
Purpose of contract	Orthodontic
Contract start date	01/12/2010
Contract end date	31/03/2017

16/17 Contracted general activity (UDA)	0
Carry forward general activity (UDA)	0
16/17 Contracted orthodontic activity (UOA)	10,753
Carry forward orthodontic activity (UOA)	397
Baseline contract value	£714,278.60

**ACCESS**

	Contract	England and Wales
24 month ratio of assessments to patient IDs	1.38	1.09

**ACTIVITY**


Month	Adjusted Scheduled Activity (UOA)	
	2016	2017
April	-357	-397
May	-250	16
June	542	620
July	954	780
August	2,181	1,128
September	3,708	1,994
October	4,731	2,412
November	5,501	2,773
December	6,592	4,428
January	7,316	4,828
February	8,986	5,701
March	10,790	7,503
April	12,950	-
May	13,517	-
June	13,518	-

**QUALITY**

	Contract Quantity	Contract Base Number	Contract *	Region	England
% of all assessments that were assess and fit appliances (rolling 12 month period)	478	1,126	42.5%	56.0%	56.6%
% of all assessments that were assess and refuse (rolling 12 month period)	103	1,126	9.1%	12.2%	11.8%
% of all assessments that were assess and review (rolling 12 month period)	545	1,126	48.4%	31.7%	31.6%
% of terminated courses where treatment was abandoned or discontinued (rolling 12 month period)	150	783	19.2%	7.9%	7.7%
% of completed treatments indicating that PAR score was taken (year to date)	330	633	52.1%	56.1%	58.4%
Rate of removable appliances per 100 fixed appliances - proposed treatment (rolling 12 month period)	33	931	3.54	5.53	5.64
Rate of removable appliances per 100 fixed appliances - completed treatment (rolling 12 month period)	12	977	1.23	4.24	4.81
% of courses of treatment with removable appliances only - proposed treatment (rolling 12 month period)	3	478	0.6%	1.5%	2.0%
% of courses of treatment with removable appliances only - completed treatment (rolling 12 month period)	6	633	0.9%	1.0%	1.5%
% of patients satisfied with the treatment they have received (rolling 12 month period)	26	27	96.3%	96.6%	96.0%

\* Figures in italics indicate that the base number is less than 100.

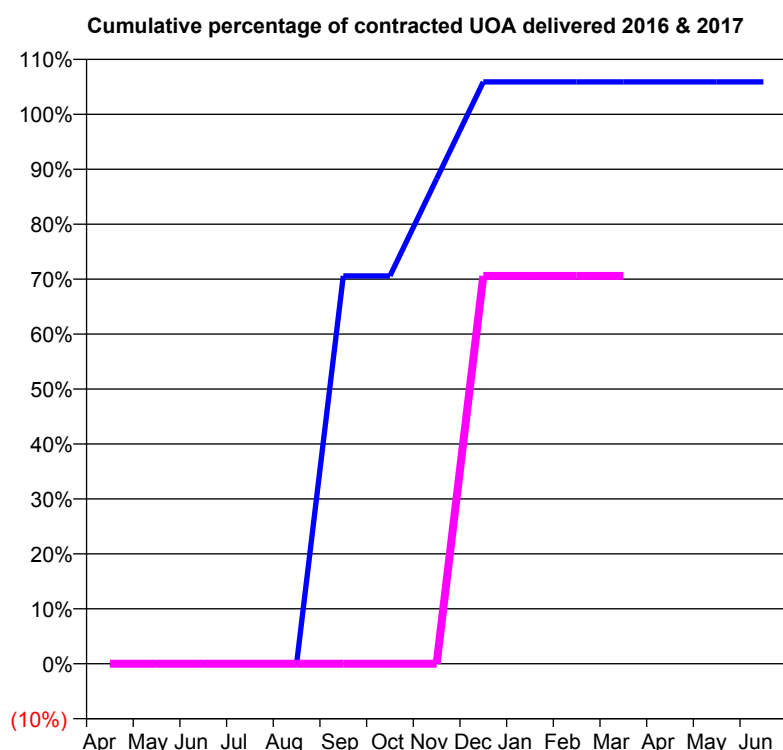
**Q49 - Vital Signs Orthodontic At a Glance Contract Report for 324604/0001 - March 2017**

Name or company name	MR MG HAILS
Contract type name	GDS Contract
Purpose of contract	General and Orthodontic
Contract start date	01/04/2006
Contract end date	

16/17 Contracted general activity (UDA)	19,114
Carry forward general activity (UDA)	0
16/17 Contracted orthodontic activity (UOA)	119
Carry forward orthodontic activity (UOA)	0
Baseline contract value	£443,625.29

**ACCESS**

	Contract	England and Wales
24 month ratio of assessments to patient IDs	1.00	1.09

**ACTIVITY**


Month	Adjusted Scheduled Activity (UOA)	
	2016	2017
April	0	0
May	0	0
June	0	0
July	0	0
August	0	0
September	84	0
October	84	0
November	105	0
December	126	84
January	126	84
February	126	84
March	126	84
April	126	
May	126	
June	126	

**QUALITY**

	Contract Quantity	Contract Base Number	Contract *	Region	England
% of all assessments that were assess and fit appliances (rolling 12 month period)	6	6	100.0%	56.0%	56.6%
% of all assessments that were assess and refuse (rolling 12 month period)	0	6	0.0%	12.2%	11.8%
% of all assessments that were assess and review (rolling 12 month period)	0	6	0.0%	31.7%	31.6%
% of terminated courses where treatment was abandoned or discontinued (rolling 12 month period)	2	7	28.6%	7.9%	7.7%
% of completed treatments indicating that PAR score was taken (year to date)	5	5	100.0%	56.1%	58.4%
Rate of removable appliances per 100 fixed appliances - proposed treatment (rolling 12 month period)	2	7	28.57	5.53	5.64
Rate of removable appliances per 100 fixed appliances - completed treatment (rolling 12 month period)	1	9	11.11	4.24	4.81
% of courses of treatment with removable appliances only - proposed treatment (rolling 12 month period)	1	6	16.7%	1.5%	2.0%
% of courses of treatment with removable appliances only - completed treatment (rolling 12 month period)	0	5	0.0%	1.0%	1.5%
% of patients satisfied with the treatment they have received (rolling 12 month period)	1	1	100.0%	96.6%	96.0%

\* Figures in italics indicate that the base number is less than 100.

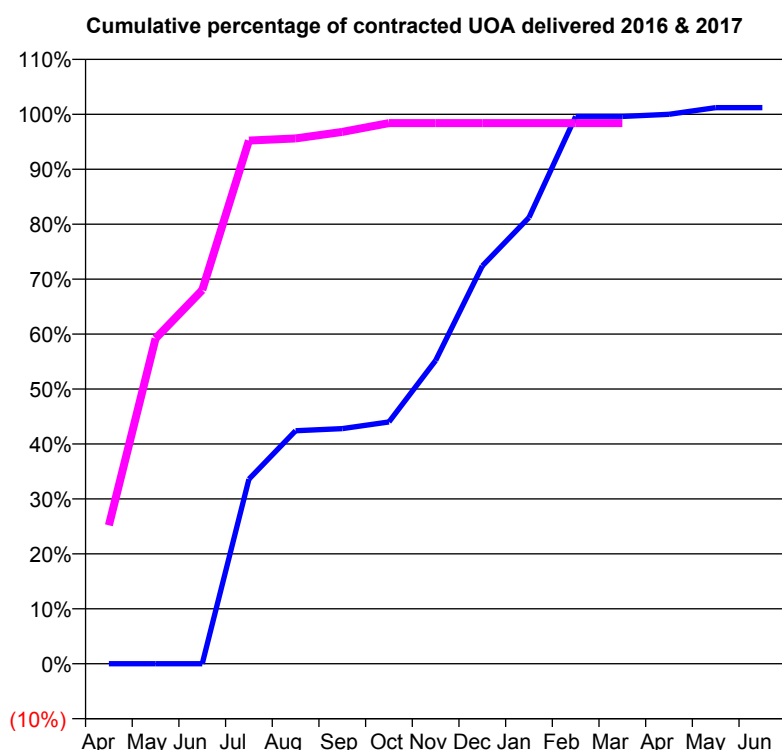
**Q49 - Vital Signs Orthodontic At a Glance Contract Report for 329711/0001 - March 2017**

Name or company name	MR S NEPALI
Contract type name	GDS Contract
Purpose of contract	General and Orthodontic
Contract start date	01/04/2006
Contract end date	

16/17 Contracted general activity (UDA)	9,100
Carry forward general activity (UDA)	0
16/17 Contracted orthodontic activity (UOA)	250
Carry forward orthodontic activity (UOA)	0
Baseline contract value	£228,940.08

**ACCESS**

	Contract	England and Wales
24 month ratio of assessments to patient IDs	1.29	1.09

**ACTIVITY**


Month	Adjusted Scheduled Activity (UOA)	
	2016	2017
April	0	63
May	0	148
June	0	170
July	84	238
August	106	239
September	107	242
October	110	246
November	138	246
December	181	246
January	203	246
February	249	246
March	249	246
April	250	
May	253	
June	253	

**QUALITY**

	Contract Quantity	Contract Base Number	Contract *	Region	England
% of all assessments that were assess and fit appliances (rolling 12 month period)	11	31	35.5%	56.0%	56.6%
% of all assessments that were assess and refuse (rolling 12 month period)	1	31	3.2%	12.2%	11.8%
% of all assessments that were assess and review (rolling 12 month period)	19	31	61.3%	31.7%	31.6%
% of terminated courses where treatment was abandoned or discontinued (rolling 12 month period)	0	0	N/A	7.9%	7.7%
% of completed treatments indicating that PAR score was taken (year to date)	0	0	N/A	56.1%	58.4%
Rate of removable appliances per 100 fixed appliances - proposed treatment (rolling 12 month period)	0	16	0.00	5.53	5.64
Rate of removable appliances per 100 fixed appliances - completed treatment (rolling 12 month period)	0	0	N/A	4.24	4.81
% of courses of treatment with removable appliances only - proposed treatment (rolling 12 month period)	0	11	0.0%	1.5%	2.0%
% of courses of treatment with removable appliances only - completed treatment (rolling 12 month period)	0	0	N/A	1.0%	1.5%
% of patients satisfied with the treatment they have received (rolling 12 month period)	0	0	N/A	96.6%	96.0%

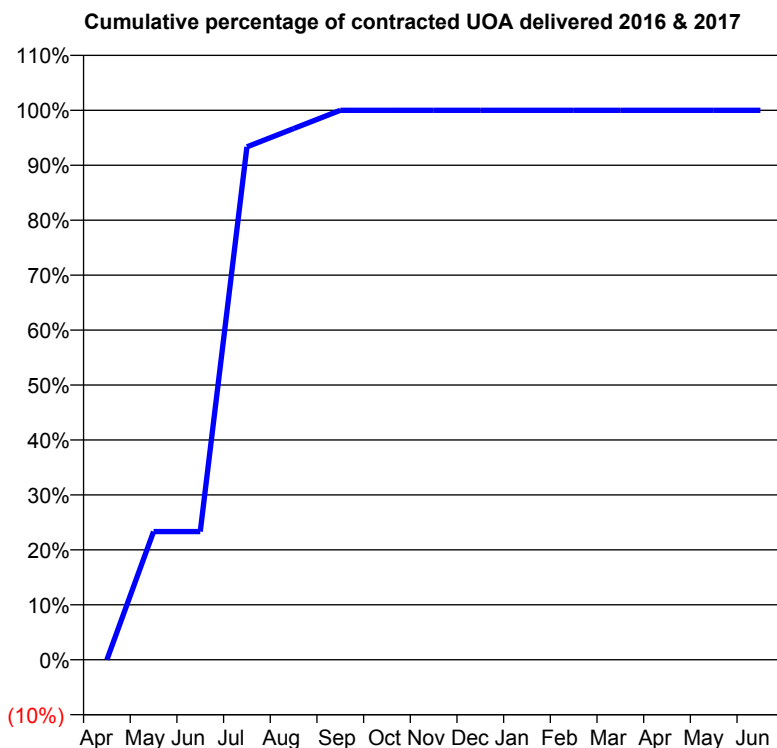
\* Figures in italics indicate that the base number is less than 100.

**Q49 - Vital Signs Orthodontic At a Glance Contract Report for 567337/0001 - March 2017**

Name or company name	Harley House Dental Practice	16/17 Contracted general activity (UDA)	7,344
Contract type name	GDS Contract	Carry forward general activity (UDA)	42
Purpose of contract	General and Orthodontic	16/17 Contracted orthodontic activity (UOA)	0
Contract start date	01/04/2006	Carry forward orthodontic activity (UOA)	0
Contract end date		Baseline contract value	£183,236.56

**ACCESS**

	Contract	England and Wales
24 month ratio of assessments to patient IDs	1.00	1.09

**ACTIVITY**


Month	Adjusted Scheduled Activity (UOA)	
	2016	2017
April	0	0
May	7	10
June	7	14
July	28	27
August	29	27
September	30	28
October	30	32
November	30	32
December	30	32
January	30	32
February	30	32
March	30	32
April	30	
May	30	
June	30	

**QUALITY**

	Contract Quantity	Contract Base Number	Contract *	Region	England
% of all assessments that were assess and fit appliances (rolling 12 month period)	0	33	0.0%	56.0%	56.6%
% of all assessments that were assess and refuse (rolling 12 month period)	0	33	0.0%	12.2%	11.8%
% of all assessments that were assess and review (rolling 12 month period)	33	33	100.0%	31.7%	31.6%
% of terminated courses where treatment was abandoned or discontinued (rolling 12 month period)	1	1	100.0%	7.9%	7.7%
% of completed treatments indicating that PAR score was taken (year to date)	0	0	N/A	56.1%	58.4%
Rate of removable appliances per 100 fixed appliances - proposed treatment (rolling 12 month period)	0	0	N/A	5.53	5.64
Rate of removable appliances per 100 fixed appliances - completed treatment (rolling 12 month period)	0	0	N/A	4.24	4.81
% of courses of treatment with removable appliances only - proposed treatment (rolling 12 month period)	0	0	N/A	1.5%	2.0%
% of courses of treatment with removable appliances only - completed treatment (rolling 12 month period)	0	0	N/A	1.0%	1.5%
% of patients satisfied with the treatment they have received (rolling 12 month period)	0	0	N/A	96.6%	96.0%

\* Figures in italics indicate that the base number is less than 100.

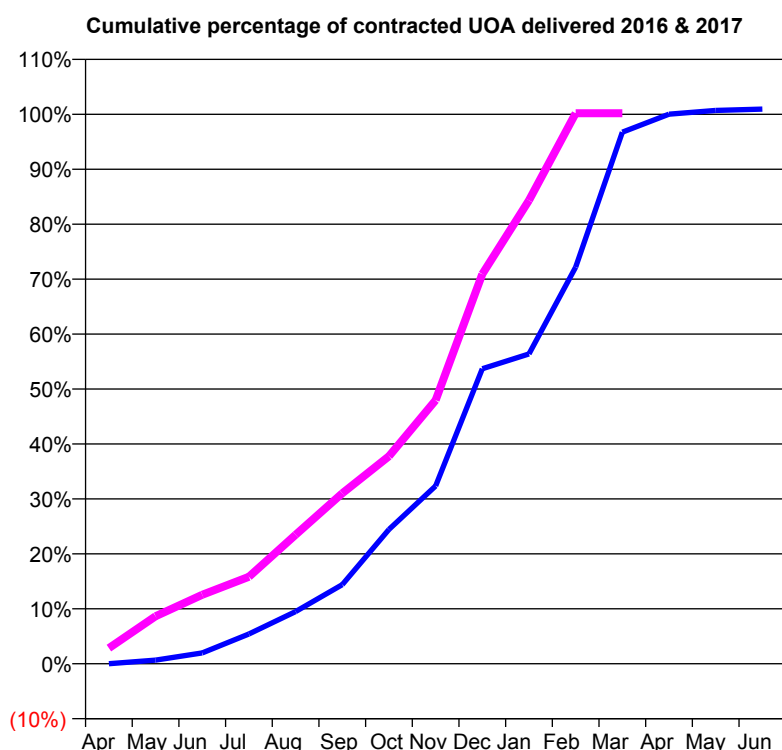
**Q49 - Vital Signs Orthodontic At a Glance Contract Report for 573639/0005 - March 2017**

Name or company name	Windmill (Heaton) Orthodontics Ltd
Contract type name	PDS Contract
Purpose of contract	Orthodontic
Contract start date	01/04/2012
Contract end date	31/03/2019

16/17 Contracted general activity (UDA)	0
Carry forward general activity (UDA)	0
16/17 Contracted orthodontic activity (UOA)	16,923
Carry forward orthodontic activity (UOA)	0
Baseline contract value	£930,700.55

**ACCESS**

	Contract	England and Wales
24 month ratio of assessments to patient IDs	1.38	1.09

**ACTIVITY**


Month	Adjusted Scheduled Activity (UOA)	
	2016	2017
April	0	484
May	145	1,466
June	437	2,126
July	1,191	2,680
August	2,090	3,973
September	3,164	5,249
October	5,374	6,391
November	7,116	8,116
December	11,802	12,000
January	12,393	14,271
February	15,870	16,955
March	21,269	16,955
April	21,987	
May	22,135	
June	22,190	

**QUALITY**

	Contract Quantity	Contract Base Number	Contract *	Region	England
% of all assessments that were assess and fit appliances (rolling 12 month period)	818	2,249	36.4%	56.0%	56.6%
% of all assessments that were assess and refuse (rolling 12 month period)	322	2,249	14.3%	12.2%	11.8%
% of all assessments that were assess and review (rolling 12 month period)	1,109	2,249	49.3%	31.7%	31.6%
% of terminated courses where treatment was abandoned or discontinued (rolling 12 month period)	21	589	3.6%	7.9%	7.7%
% of completed treatments indicating that PAR score was taken (year to date)	547	567	96.5%	56.1%	58.4%
Rate of removable appliances per 100 fixed appliances - proposed treatment (rolling 12 month period)	0	188	0.00	5.53	5.64
Rate of removable appliances per 100 fixed appliances - completed treatment (rolling 12 month period)	2	300	0.67	4.24	4.81
% of courses of treatment with removable appliances only - proposed treatment (rolling 12 month period)	0	818	0.0%	1.5%	2.0%
% of courses of treatment with removable appliances only - completed treatment (rolling 12 month period)	1	568	0.2%	1.0%	1.5%
% of patients satisfied with the treatment they have received (rolling 12 month period)	46	47	97.9%	96.6%	96.0%

\* Figures in italics indicate that the base number is less than 100.

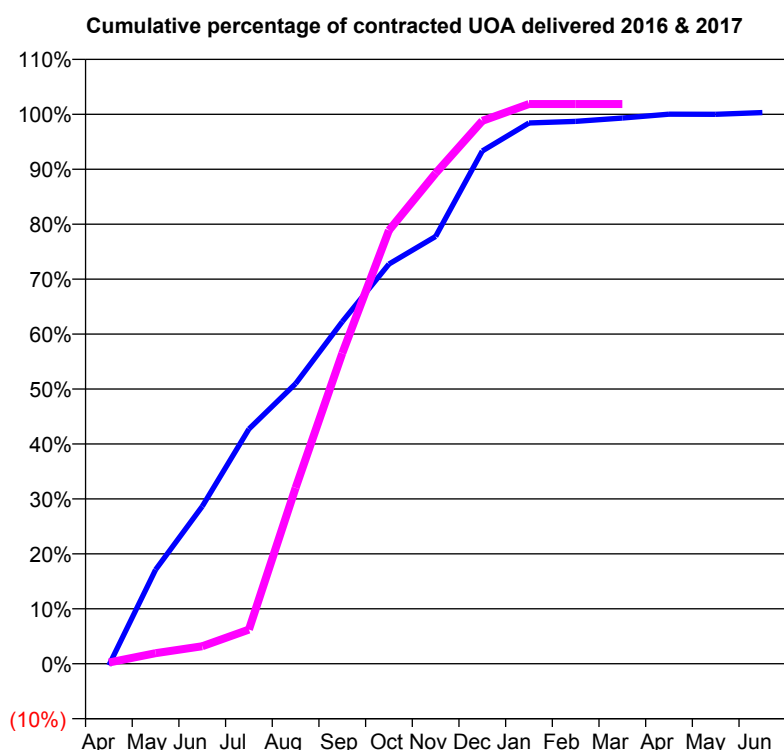
**Q49 - Vital Signs Orthodontic At a Glance Contract Report for 573639/0006 - March 2017**

Name or company name	MR SB PABARY
Contract type name	PDS Contract
Purpose of contract	Orthodontic
Contract start date	01/04/2013
Contract end date	31/03/2019

16/17 Contracted general activity (UDA)	0
Carry forward general activity (UDA)	0
16/17 Contracted orthodontic activity (UOA)	9,464
Carry forward orthodontic activity (UOA)	0
Baseline contract value	£517,886.00

**ACCESS**

	Contract	England and Wales
24 month ratio of assessments to patient IDs	1.21	1.09

**ACTIVITY**


Month	Adjusted Scheduled Activity (UOA)	
	2016	2017
April	-38	21
May	2,222	183
June	3,716	302
July	5,543	589
August	6,612	3,031
September	8,074	5,347
October	9,435	7,466
November	10,086	8,448
December	12,103	9,350
January	12,765	9,639
February	12,802	9,639
March	12,882	9,639
April	12,972	
May	12,971	
June	13,012	

**QUALITY**

	Contract Quantity	Contract Base Number	Contract *	Region	England
% of all assessments that were assess and fit appliances (rolling 12 month period)	450	971	46.3%	56.0%	56.6%
% of all assessments that were assess and refuse (rolling 12 month period)	232	971	23.9%	12.2%	11.8%
% of all assessments that were assess and review (rolling 12 month period)	289	971	29.8%	31.7%	31.6%
% of terminated courses where treatment was abandoned or discontinued (rolling 12 month period)	26	361	7.2%	7.9%	7.7%
% of completed treatments indicating that PAR score was taken (year to date)	329	335	98.2%	56.1%	58.4%
Rate of removable appliances per 100 fixed appliances - proposed treatment (rolling 12 month period)	5	437	1.14	5.53	5.64
Rate of removable appliances per 100 fixed appliances - completed treatment (rolling 12 month period)	5	609	0.82	4.24	4.81
% of courses of treatment with removable appliances only - proposed treatment (rolling 12 month period)	2	450	0.4%	1.5%	2.0%
% of courses of treatment with removable appliances only - completed treatment (rolling 12 month period)	1	335	0.3%	1.0%	1.5%
% of patients satisfied with the treatment they have received (rolling 12 month period)	9	9	100.0%	96.6%	96.0%

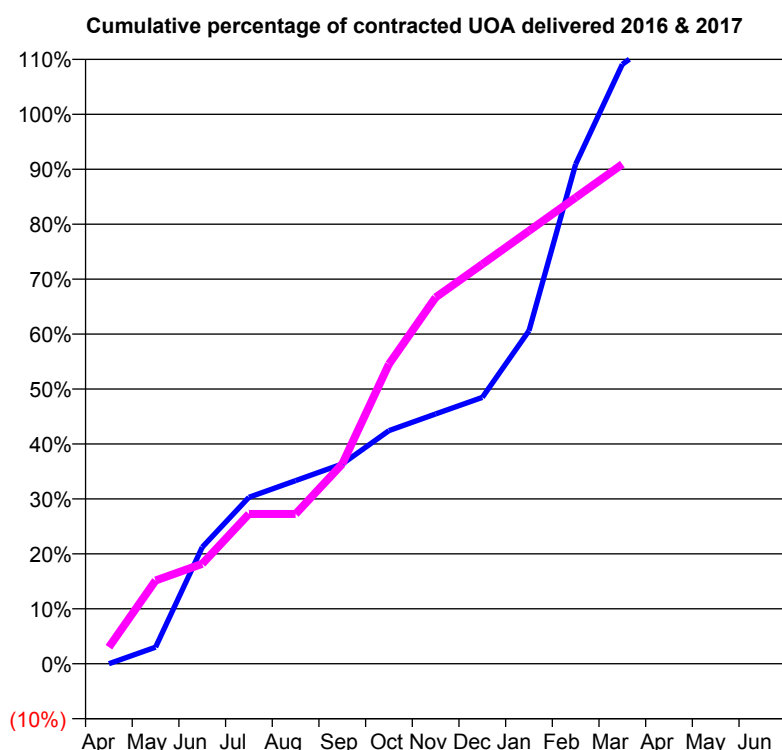
\* Figures in italics indicate that the base number is less than 100.

**Q49 - Vital Signs Orthodontic At a Glance Contract Report for 574112/0001 - March 2017**

Name or company name	MR JE WILLIAMSON
Contract type name	GDS Contract
Purpose of contract	General and Orthodontic
Contract start date	01/04/2006
Contract end date	

16/17 Contracted general activity (UDA)	40,129
Carry forward general activity (UDA)	0
16/17 Contracted orthodontic activity (UOA)	33
Carry forward orthodontic activity (UOA)	0
Baseline contract value	£1,018,201.59

ACCESS	Contract	England and Wales
24 month ratio of assessments to patient IDs	1.00	1.09

**ACTIVITY**


Month	Adjusted Scheduled Activity (UOA)	
	2016	2017
April	0	1
May	1	5
June	7	6
July	10	9
August	11	9
September	12	12
October	14	18
November	15	22
December	16	24
January	20	26
February	30	28
March	36	30
April	38	
May	38	
June	38	

**QUALITY**

	Contract Quantity	Contract Base Number	Contract *	Region	England
% of all assessments that were assess and fit appliances (rolling 12 month period)	0	33	0.0%	56.0%	56.6%
% of all assessments that were assess and refuse (rolling 12 month period)	1	33	3.0%	12.2%	11.8%
% of all assessments that were assess and review (rolling 12 month period)	32	33	97.0%	31.7%	31.6%
% of terminated courses where treatment was abandoned or discontinued (rolling 12 month period)	0	0	N/A	7.9%	7.7%
% of completed treatments indicating that PAR score was taken (year to date)	0	0	N/A	56.1%	58.4%
Rate of removable appliances per 100 fixed appliances - proposed treatment (rolling 12 month period)	0	0	N/A	5.53	5.64
Rate of removable appliances per 100 fixed appliances - completed treatment (rolling 12 month period)	0	0	N/A	4.24	4.81
% of courses of treatment with removable appliances only - proposed treatment (rolling 12 month period)	0	0	N/A	1.5%	2.0%
% of courses of treatment with removable appliances only - completed treatment (rolling 12 month period)	0	0	N/A	1.0%	1.5%
% of patients satisfied with the treatment they have received (rolling 12 month period)	0	0	N/A	96.6%	96.0%

\* Figures in italics indicate that the base number is less than 100.

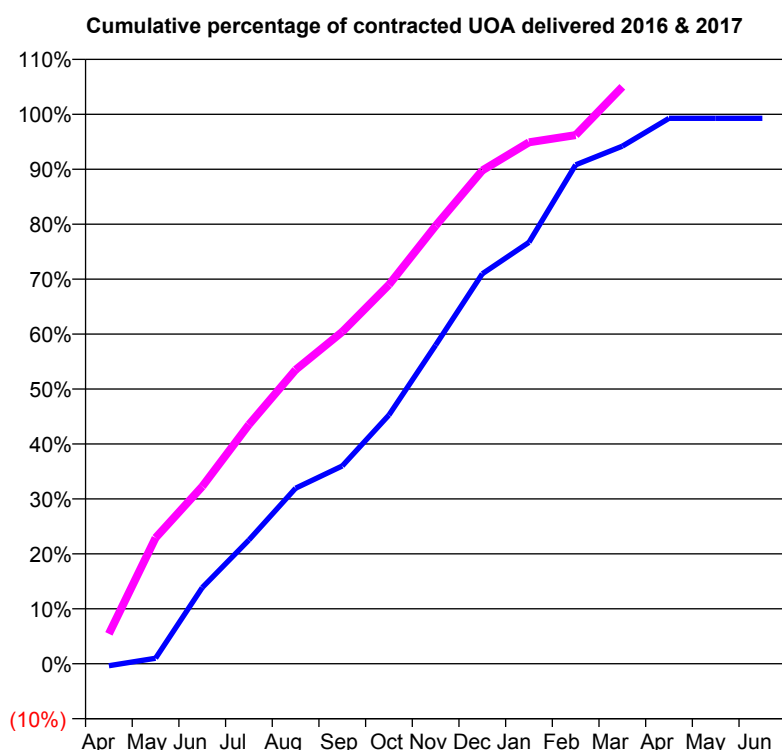
**Q49 - Vital Signs Orthodontic At a Glance Contract Report for 575585/0001 - March 2017**

Name or company name	MRS CA TAYLOR
Contract type name	PDS Contract
Purpose of contract	Orthodontic
Contract start date	21/03/2015
Contract end date	31/03/2018

16/17 Contracted general activity (UDA)	0
Carry forward general activity (UDA)	0
16/17 Contracted orthodontic activity (UOA)	4,818
Carry forward orthodontic activity (UOA)	36
Baseline contract value	£308,433.14

**ACCESS**

	Contract	England and Wales
24 month ratio of assessments to patient IDs	1.22	1.09

**ACTIVITY**


Month	Adjusted Scheduled Activity (UOA)	
	2016	2017
April	-18	262
May	49	1,104
June	667	1,555
July	1,084	2,097
August	1,537	2,578
September	1,732	2,911
October	2,178	3,324
November	2,789	3,840
December	3,414	4,325
January	3,689	4,572
February	4,368	4,635
March	4,531	5,058
April	4,775	
May	4,775	
June	4,775	

**QUALITY**

	Contract Quantity	Contract Base Number	Contract *	Region	England
% of all assessments that were assess and fit appliances (rolling 12 month period)	248	616	40.3%	56.0%	56.6%
% of all assessments that were assess and refuse (rolling 12 month period)	35	616	5.7%	12.2%	11.8%
% of all assessments that were assess and review (rolling 12 month period)	333	616	54.1%	31.7%	31.6%
% of terminated courses where treatment was abandoned or discontinued (rolling 12 month period)	11	224	4.9%	7.9%	7.7%
% of completed treatments indicating that PAR score was taken (year to date)	202	212	95.3%	56.1%	58.4%
Rate of removable appliances per 100 fixed appliances - proposed treatment (rolling 12 month period)	38	442	8.60	5.53	5.64
Rate of removable appliances per 100 fixed appliances - completed treatment (rolling 12 month period)	15	369	4.07	4.24	4.81
% of courses of treatment with removable appliances only - proposed treatment (rolling 12 month period)	4	248	1.6%	1.5%	2.0%
% of courses of treatment with removable appliances only - completed treatment (rolling 12 month period)	4	213	1.9%	1.0%	1.5%
% of patients satisfied with the treatment they have received (rolling 12 month period)	14	14	100.0%	96.6%	96.0%

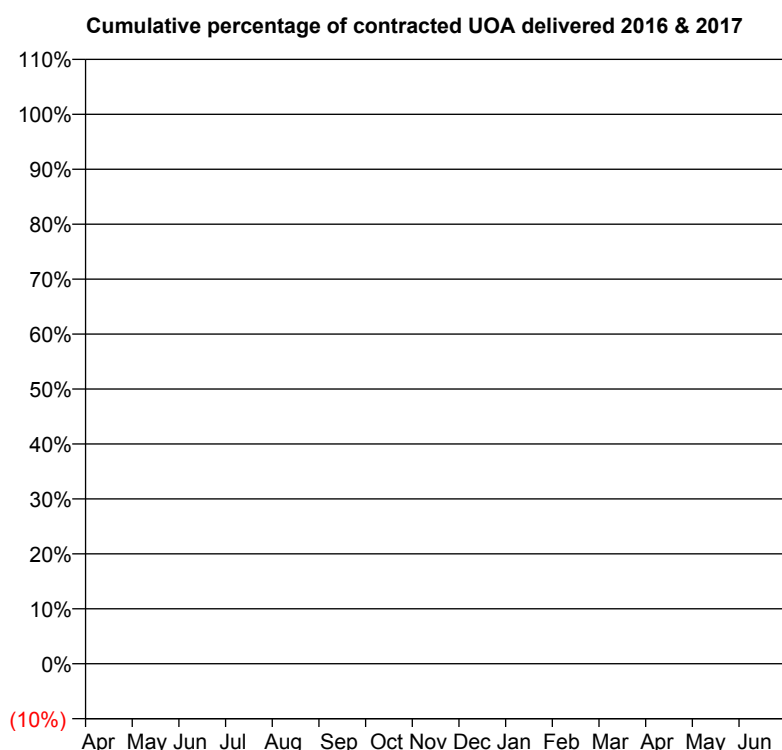
\* Figures in italics indicate that the base number is less than 100.



**Q49 - Vital Signs Orthodontic At a Glance Contract Report for 636746/0001 - March 2017**

Name or company name	MR B DONOGHUE	16/17 Contracted general activity (UDA)	8,699
Contract type name	GDS Contract	Carry forward general activity (UDA)	-177
Purpose of contract	General	16/17 Contracted orthodontic activity (UOA)	0
Contract start date	01/04/2006	Carry forward orthodontic activity (UOA)	0
Contract end date		Baseline contract value	£229,810.17

ACCESS	Contract	England and Wales
24 month ratio of assessments to patient IDs	1.15	1.09

**ACTIVITY**


Month	Adjusted Scheduled Activity (UOA)	
	2016	2017
April	1	1
May	4	1
June	4	1
July	9	1
August	13	1
September	18	1
October	21	1
November	23	1
December	23	1
January	24	1
February	27	2
March	27	2
April	27	
May	27	
June	27	

**QUALITY**

	Contract Quantity	Contract Base Number	Contract *	Region	England
% of all assessments that were assess and fit appliances (rolling 12 month period)	0	3	0.0%	56.0%	56.6%
% of all assessments that were assess and refuse (rolling 12 month period)	0	3	0.0%	12.2%	11.8%
% of all assessments that were assess and review (rolling 12 month period)	3	3	100.0%	31.7%	31.6%
% of terminated courses where treatment was abandoned or discontinued (rolling 12 month period)	0	0	N/A	7.9%	7.7%
% of completed treatments indicating that PAR score was taken (year to date)	0	0	N/A	56.1%	58.4%
Rate of removable appliances per 100 fixed appliances - proposed treatment (rolling 12 month period)	0	0	N/A	5.53	5.64
Rate of removable appliances per 100 fixed appliances - completed treatment (rolling 12 month period)	0	0	N/A	4.24	4.81
% of courses of treatment with removable appliances only - proposed treatment (rolling 12 month period)	0	0	N/A	1.5%	2.0%
% of courses of treatment with removable appliances only - completed treatment (rolling 12 month period)	0	0	N/A	1.0%	1.5%
% of patients satisfied with the treatment they have received (rolling 12 month period)	0	0	N/A	96.6%	96.0%

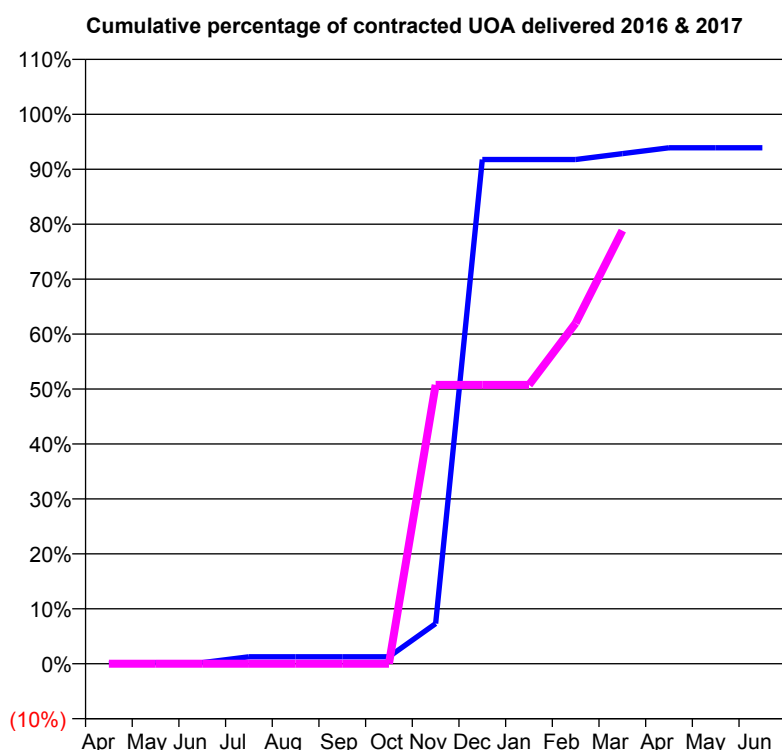
\* Figures in italics indicate that the base number is less than 100.

**Q49 - Vital Signs Orthodontic At a Glance Contract Report for 653314/0001 - March 2017**

Name or company name	MR JN BUTTERWORTH
Contract type name	GDS Contract
Purpose of contract	General and Orthodontic
Contract start date	01/04/2006
Contract end date	

16/17 Contracted general activity (UDA)	19,662
Carry forward general activity (UDA)	0
16/17 Contracted orthodontic activity (UOA)	374
Carry forward orthodontic activity (UOA)	0
Baseline contract value	£467,121.61

ACCESS	Contract	England and Wales
24 month ratio of assessments to patient IDs	1.10	1.09

**ACTIVITY**


Month	Adjusted Scheduled Activity (UOA)	
	2016	2017
April	0	0
May	1	0
June	1	0
July	5	0
August	5	0
September	5	0
October	5	0
November	27	190
December	343	190
January	343	190
February	343	232
March	347	295
April	351	
May	351	
June	351	

**QUALITY**

	Contract Quantity	Contract Base Number	Contract *	Region	England
% of all assessments that were assess and fit appliances (rolling 12 month period)	14	18	77.8%	56.0%	56.6%
% of all assessments that were assess and refuse (rolling 12 month period)	0	18	0.0%	12.2%	11.8%
% of all assessments that were assess and review (rolling 12 month period)	4	18	22.2%	31.7%	31.6%
% of terminated courses where treatment was abandoned or discontinued (rolling 12 month period)	0	0	N/A	7.9%	7.7%
% of completed treatments indicating that PAR score was taken (year to date)	0	0	N/A	56.1%	58.4%
Rate of removable appliances per 100 fixed appliances - proposed treatment (rolling 12 month period)	2	5	40.00	5.53	5.64
Rate of removable appliances per 100 fixed appliances - completed treatment (rolling 12 month period)	0	0	N/A	4.24	4.81
% of courses of treatment with removable appliances only - proposed treatment (rolling 12 month period)	2	14	14.3%	1.5%	2.0%
% of courses of treatment with removable appliances only - completed treatment (rolling 12 month period)	0	0	N/A	1.0%	1.5%
% of patients satisfied with the treatment they have received (rolling 12 month period)	1	1	100.0%	96.6%	96.0%

\* Figures in italics indicate that the base number is less than 100.

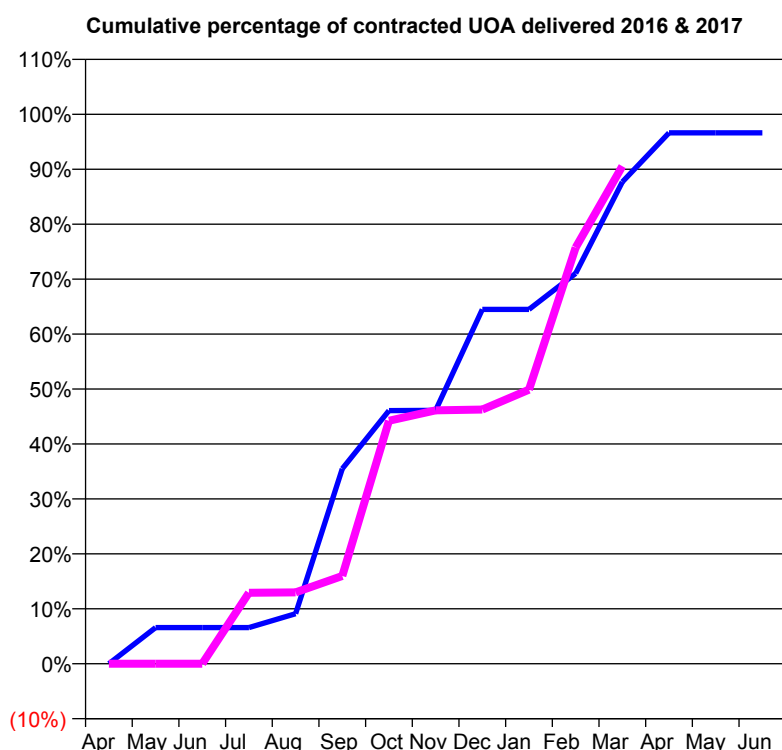
**Q49 - Vital Signs Orthodontic At a Glance Contract Report for 660957/0002 - March 2017**

Name or company name	MR CJ BARR
Contract type name	GDS Contract
Purpose of contract	General and Orthodontic
Contract start date	17/03/2012
Contract end date	

16/17 Contracted general activity (UDA)	380
Carry forward general activity (UDA)	0
16/17 Contracted orthodontic activity (UOA)	2,548
Carry forward orthodontic activity (UOA)	0
Baseline contract value	£176,678.49

**ACCESS**

	Contract	England and Wales
24 month ratio of assessments to patient IDs	1.37	1.09

**ACTIVITY**


Month	Adjusted Scheduled Activity (UOA)	
	2016	2017
April	0	0
May	168	0
June	168	0
July	168	329
August	232	331
September	904	407
October	1,174	1,127
November	1,175	1,175
December	1,643	1,179
January	1,643	1,271
February	1,810	1,930
March	2,234	2,307
April	2,462	
May	2,462	
June	2,462	

**QUALITY**

	Contract Quantity	Contract Base Number	Contract *	Region	England
% of all assessments that were assess and fit appliances (rolling 12 month period)	115	246	46.7%	56.0%	56.6%
% of all assessments that were assess and refuse (rolling 12 month period)	17	246	6.9%	12.2%	11.8%
% of all assessments that were assess and review (rolling 12 month period)	114	246	46.3%	31.7%	31.6%
% of terminated courses where treatment was abandoned or discontinued (rolling 12 month period)	0	0	N/A	7.9%	7.7%
% of completed treatments indicating that PAR score was taken (year to date)	0	0	N/A	56.1%	58.4%
Rate of removable appliances per 100 fixed appliances - proposed treatment (rolling 12 month period)	0	0	N/A	5.53	5.64
Rate of removable appliances per 100 fixed appliances - completed treatment (rolling 12 month period)	0	0	N/A	4.24	4.81
% of courses of treatment with removable appliances only - proposed treatment (rolling 12 month period)	0	115	0.0%	1.5%	2.0%
% of courses of treatment with removable appliances only - completed treatment (rolling 12 month period)	0	0	N/A	1.0%	1.5%
% of patients satisfied with the treatment they have received (rolling 12 month period)	1	1	100.0%	96.6%	96.0%

\* Figures in italics indicate that the base number is less than 100.

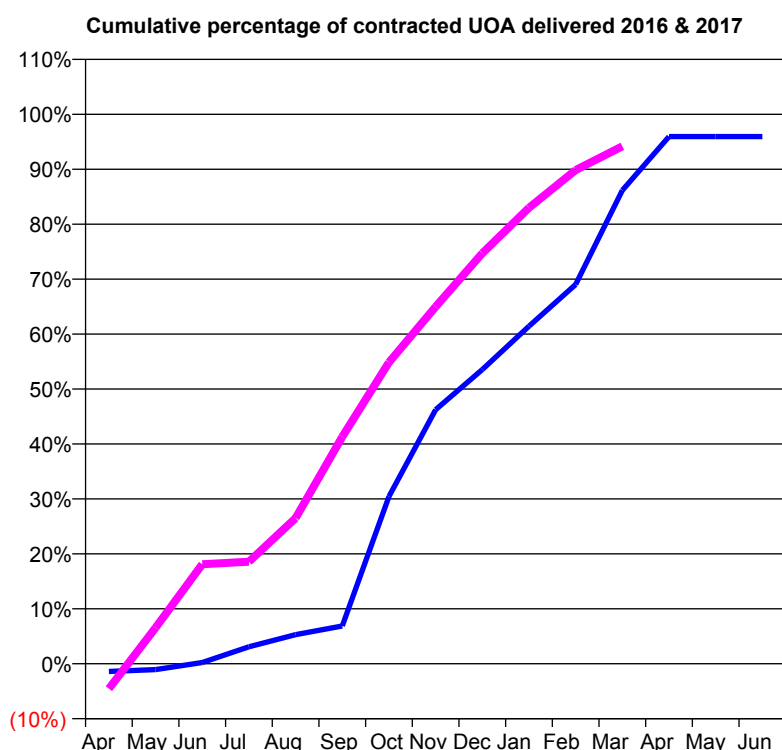
**Q49 - Vital Signs Orthodontic At a Glance Contract Report for 713023/0001 - March 2017**

Name or company name	DR RS HOBSON
Contract type name	PDS Contract
Purpose of contract	Orthodontic
Contract start date	01/07/2010
Contract end date	31/03/2020

16/17 Contracted general activity (UDA)	0
Carry forward general activity (UDA)	0
16/17 Contracted orthodontic activity (UOA)	4,600
Carry forward orthodontic activity (UOA)	272
Baseline contract value	£302,167.67

**ACCESS**

	Contract	England and Wales
24 month ratio of assessments to patient IDs	1.05	1.09

**ACTIVITY**


Month	Adjusted Scheduled Activity (UOA)	
	2016	2017
April	-95	-209
May	-73	302
June	16	833
July	208	855
August	356	1,219
September	461	1,901
October	2,040	2,523
November	3,098	2,989
December	3,587	3,436
January	4,116	3,817
February	4,625	4,133
March	5,772	4,332
April	6,428	
May	6,428	
June	6,428	

**QUALITY**

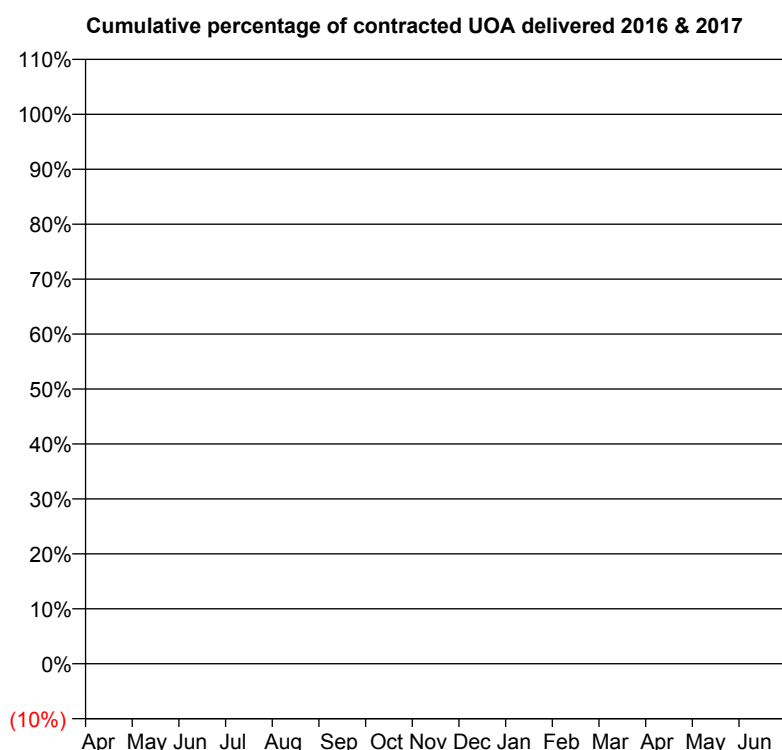
	Contract Quantity	Contract Base Number	Contract *	Region	England
% of all assessments that were assess and fit appliances (rolling 12 month period)	260	299	87.0%	56.0%	56.6%
% of all assessments that were assess and refuse (rolling 12 month period)	6	299	2.0%	12.2%	11.8%
% of all assessments that were assess and review (rolling 12 month period)	33	299	11.0%	31.7%	31.6%
% of terminated courses where treatment was abandoned or discontinued (rolling 12 month period)	39	331	11.8%	7.9%	7.7%
% of completed treatments indicating that PAR score was taken (year to date)	147	292	50.3%	56.1%	58.4%
Rate of removable appliances per 100 fixed appliances - proposed treatment (rolling 12 month period)	0	25	0.00	5.53	5.64
Rate of removable appliances per 100 fixed appliances - completed treatment (rolling 12 month period)	0	298	0.00	4.24	4.81
% of courses of treatment with removable appliances only - proposed treatment (rolling 12 month period)	0	260	0.0%	1.5%	2.0%
% of courses of treatment with removable appliances only - completed treatment (rolling 12 month period)	0	292	0.0%	1.0%	1.5%
% of patients satisfied with the treatment they have received (rolling 12 month period)	6	7	85.7%	96.6%	96.0%

\* Figures in italics indicate that the base number is less than 100.

**Q49 - Vital Signs Orthodontic At a Glance Contract Report for 724491/0003 - March 2017**

Name or company name	Cavendish Dental Practice	16/17 Contracted general activity (UDA)	33,996
Contract type name	GDS Contract	Carry forward general activity (UDA)	-205
Purpose of contract	General	16/17 Contracted orthodontic activity (UOA)	0
Contract start date	01/04/2006	Carry forward orthodontic activity (UOA)	0
Contract end date		Baseline contract value	£815,934.12

ACCESS	Contract	England and Wales
24 month ratio of assessments to patient IDs	1.00	1.09

**ACTIVITY**


Month	Adjusted Scheduled Activity (UOA)	
	2016	2017
April	0	0
May	0	0
June	0	0
July	0	23
August	0	23
September	0	23
October	0	23
November	0	23
December	0	23
January	0	23
February	0	23
March	0	23
April	0	
May	0	
June	0	

**QUALITY**

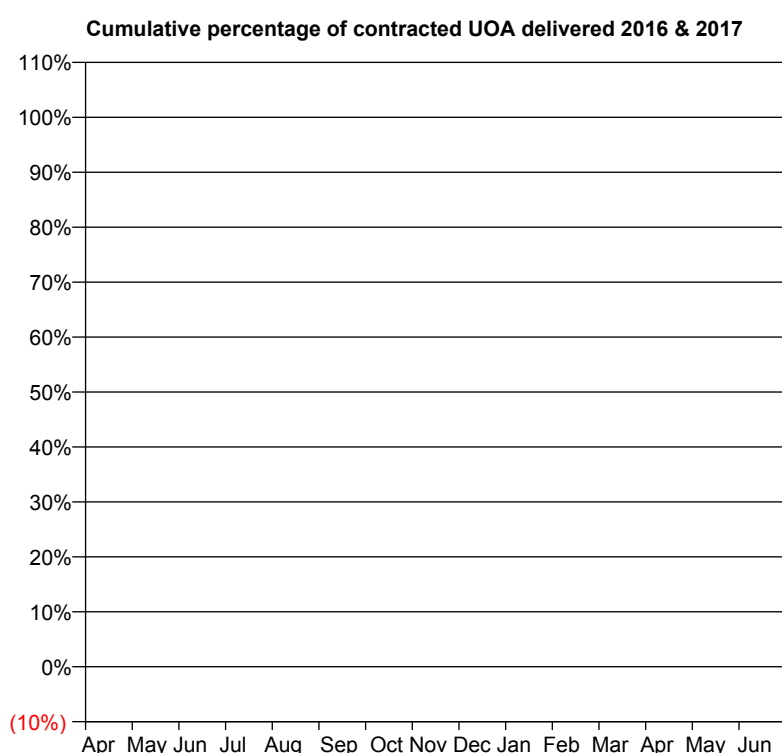
	Contract Quantity	Contract Base Number	Contract *	Region	England
% of all assessments that were assess and fit appliances (rolling 12 month period)	1	1	100.0%	56.0%	56.6%
% of all assessments that were assess and refuse (rolling 12 month period)	0	1	0.0%	12.2%	11.8%
% of all assessments that were assess and review (rolling 12 month period)	0	1	0.0%	31.7%	31.6%
% of terminated courses where treatment was abandoned or discontinued (rolling 12 month period)	0	0	N/A	7.9%	7.7%
% of completed treatments indicating that PAR score was taken (year to date)	0	0	N/A	56.1%	58.4%
Rate of removable appliances per 100 fixed appliances - proposed treatment (rolling 12 month period)	0	0	N/A	5.53	5.64
Rate of removable appliances per 100 fixed appliances - completed treatment (rolling 12 month period)	0	0	N/A	4.24	4.81
% of courses of treatment with removable appliances only - proposed treatment (rolling 12 month period)	0	1	0.0%	1.5%	2.0%
% of courses of treatment with removable appliances only - completed treatment (rolling 12 month period)	0	0	N/A	1.0%	1.5%
% of patients satisfied with the treatment they have received (rolling 12 month period)	0	0	N/A	96.6%	96.0%

\* Figures in italics indicate that the base number is less than 100.

**Q49 - Vital Signs Orthodontic At a Glance Contract Report for 729086/0001 - March 2017**

Name or company name	Fir Tree Dental Practice	16/17 Contracted general activity (UDA)	5,518
Contract type name	GDS Contract	Carry forward general activity (UDA)	0
Purpose of contract	General and Orthodontic	16/17 Contracted orthodontic activity (UOA)	0
Contract start date	01/04/2006	Carry forward orthodontic activity (UOA)	0
Contract end date		Baseline contract value	£132,006.62

ACCESS	Contract	England and Wales
24 month ratio of assessments to patient IDs	1.03	1.09

**ACTIVITY**


Month	Adjusted Scheduled Activity (UOA)	
	2016	2017
April	0	0
May	0	2
June	3	3
July	5	5
August	7	6
September	17	7
October	20	8
November	20	9
December	20	32
January	20	32
February	20	32
March	20	32
April	22	
May	22	
June	22	

**QUALITY**

	Contract Quantity	Contract Base Number	Contract *	Region	England
% of all assessments that were assess and fit appliances (rolling 12 month period)	1	12	8.3%	56.0%	56.6%
% of all assessments that were assess and refuse (rolling 12 month period)	0	12	0.0%	12.2%	11.8%
% of all assessments that were assess and review (rolling 12 month period)	11	12	91.7%	31.7%	31.6%
% of terminated courses where treatment was abandoned or discontinued (rolling 12 month period)	0	0	N/A	7.9%	7.7%
% of completed treatments indicating that PAR score was taken (year to date)	0	0	N/A	56.1%	58.4%
Rate of removable appliances per 100 fixed appliances - proposed treatment (rolling 12 month period)	0	0	N/A	5.53	5.64
Rate of removable appliances per 100 fixed appliances - completed treatment (rolling 12 month period)	0	0	N/A	4.24	4.81
% of courses of treatment with removable appliances only - proposed treatment (rolling 12 month period)	0	1	0.0%	1.5%	2.0%
% of courses of treatment with removable appliances only - completed treatment (rolling 12 month period)	0	0	N/A	1.0%	1.5%
% of patients satisfied with the treatment they have received (rolling 12 month period)	0	0	N/A	96.6%	96.0%

\* Figures in italics indicate that the base number is less than 100.

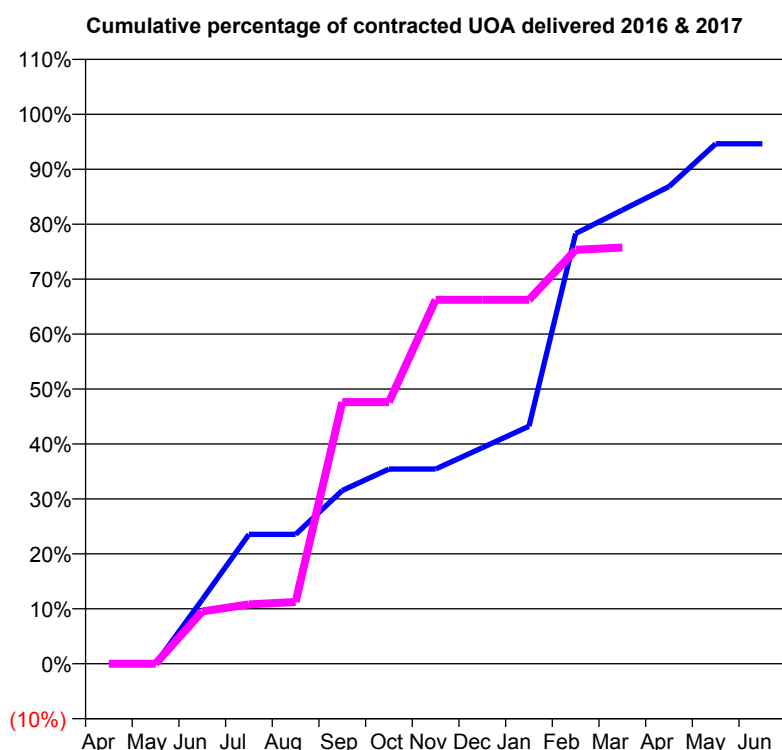
**Q49 - Vital Signs Orthodontic At a Glance Contract Report for 729566/0001 - March 2017**

Name or company name	MR IF DAVIDSON
Contract type name	GDS Contract
Purpose of contract	General and Orthodontic
Contract start date	01/04/2006
Contract end date	

16/17 Contracted general activity (UDA)	8,708
Carry forward general activity (UDA)	0
16/17 Contracted orthodontic activity (UOA)	231
Carry forward orthodontic activity (UOA)	0
Baseline contract value	£227,455.66

**ACCESS**

	Contract	England and Wales
24 month ratio of assessments to patient IDs	1.02	1.09

**ACTIVITY**


Month	Adjusted Scheduled Activity (UOA)	
	2016	2017
April	0	0
May	0	0
June	63	22
July	127	25
August	127	26
September	170	110
October	191	110
November	191	153
December	212	153
January	233	153
February	422	174
March	445	175
April	468	
May	510	
June	510	

**QUALITY**

	Contract Quantity	Contract Base Number	Contract *	Region	England
% of all assessments that were assess and fit appliances (rolling 12 month period)	11	21	52.4%	56.0%	56.6%
% of all assessments that were assess and refuse (rolling 12 month period)	9	21	42.9%	12.2%	11.8%
% of all assessments that were assess and review (rolling 12 month period)	1	21	4.8%	31.7%	31.6%
% of terminated courses where treatment was abandoned or discontinued (rolling 12 month period)	4	22	18.2%	7.9%	7.7%
% of completed treatments indicating that PAR score was taken (year to date)	17	18	94.4%	56.1%	58.4%
Rate of removable appliances per 100 fixed appliances - proposed treatment (rolling 12 month period)	2	22	9.09	5.53	5.64
Rate of removable appliances per 100 fixed appliances - completed treatment (rolling 12 month period)	0	0	N/A	4.24	4.81
% of courses of treatment with removable appliances only - proposed treatment (rolling 12 month period)	0	11	0.0%	1.5%	2.0%
% of courses of treatment with removable appliances only - completed treatment (rolling 12 month period)	0	18	0.0%	1.0%	1.5%
% of patients satisfied with the treatment they have received (rolling 12 month period)	1	1	100.0%	96.6%	96.0%

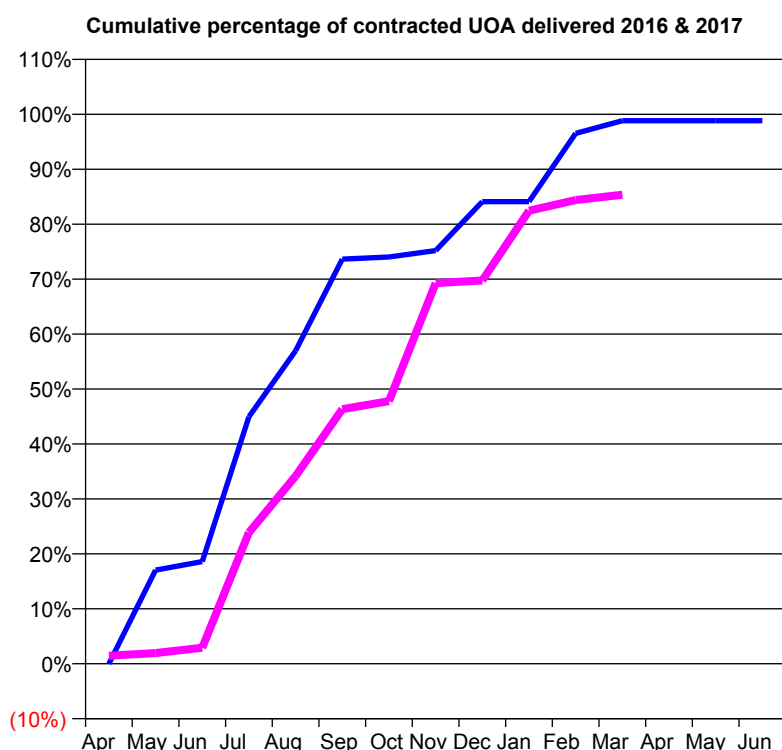
\* Figures in italics indicate that the base number is less than 100.

**Q49 - Vital Signs Orthodontic At a Glance Contract Report for 730696/0001 - March 2017**

Name or company name	Pearsons Dental Practice Partnership
Contract type name	GDS Contract
Purpose of contract	General and Orthodontic
Contract start date	01/04/2006
Contract end date	

16/17 Contracted general activity (UDA)	18,500
Carry forward general activity (UDA)	-306
16/17 Contracted orthodontic activity (UOA)	205
Carry forward orthodontic activity (UOA)	-3
Baseline contract value	£467,404.12

ACCESS	Contract	England and Wales
24 month ratio of assessments to patient IDs	1.13	1.09

**ACTIVITY**


Month	Adjusted Scheduled Activity (UOA)	
	2016	2017
April	0	3
May	44	4
June	48	6
July	116	49
August	147	70
September	190	95
October	191	98
November	194	142
December	217	143
January	217	169
February	249	173
March	255	175
April	255	
May	255	
June	255	

QUALITY	Contract Quantity	Contract Base Number	Contract *	Region	England
% of all assessments that were assess and fit appliances (rolling 12 month period)	7	32	21.9%	56.0%	56.6%
% of all assessments that were assess and refuse (rolling 12 month period)	4	32	12.5%	12.2%	11.8%
% of all assessments that were assess and review (rolling 12 month period)	21	32	65.6%	31.7%	31.6%
% of terminated courses where treatment was abandoned or discontinued (rolling 12 month period)	1	10	10.0%	7.9%	7.7%
% of completed treatments indicating that PAR score was taken (year to date)	8	9	88.9%	56.1%	58.4%
Rate of removable appliances per 100 fixed appliances - proposed treatment (rolling 12 month period)	2	9	22.22	5.53	5.64
Rate of removable appliances per 100 fixed appliances - completed treatment (rolling 12 month period)	5	7	71.43	4.24	4.81
% of courses of treatment with removable appliances only - proposed treatment (rolling 12 month period)	1	7	14.3%	1.5%	2.0%
% of courses of treatment with removable appliances only - completed treatment (rolling 12 month period)	2	9	22.2%	1.0%	1.5%
% of patients satisfied with the treatment they have received (rolling 12 month period)	0	0	N/A	96.6%	96.0%

\* Figures in italics indicate that the base number is less than 100.



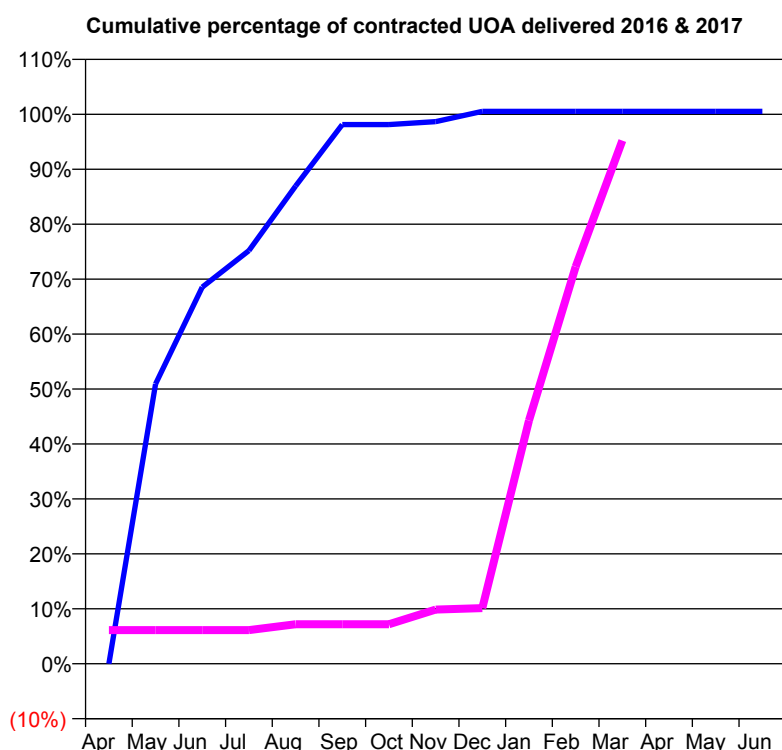
**Q49 - Vital Signs Orthodontic At a Glance Contract Report for 784540/0001 - March 2017**

Name or company name	JL and VA Gamon
Contract type name	GDS Contract
Purpose of contract	General and Orthodontic
Contract start date	12/04/2009
Contract end date	

16/17 Contracted general activity (UDA)	13,247
Carry forward general activity (UDA)	-238
16/17 Contracted orthodontic activity (UOA)	375
Carry forward orthodontic activity (UOA)	0
Baseline contract value	£315,048.45

**ACCESS**

	Contract	England and Wales
24 month ratio of assessments to patient IDs	1.24	1.09

**ACTIVITY**


Month	Adjusted Scheduled Activity (UOA)	
	2016	2017
April	0	23
May	191	23
June	257	23
July	282	23
August	326	27
September	368	27
October	368	27
November	370	37
December	377	38
January	377	166
February	377	271
March	377	357
April	377	
May	377	
June	377	

**QUALITY**

	Contract Quantity	Contract Base Number	Contract *	Region	England
% of all assessments that were assess and fit appliances (rolling 12 month period)	16	38	42.1%	56.0%	56.6%
% of all assessments that were assess and refuse (rolling 12 month period)	3	38	7.9%	12.2%	11.8%
% of all assessments that were assess and review (rolling 12 month period)	19	38	50.0%	31.7%	31.6%
% of terminated courses where treatment was abandoned or discontinued (rolling 12 month period)	5	17	29.4%	7.9%	7.7%
% of completed treatments indicating that PAR score was taken (year to date)	12	12	100.0%	56.1%	58.4%
Rate of removable appliances per 100 fixed appliances - proposed treatment (rolling 12 month period)	0	2	0.00	5.53	5.64
Rate of removable appliances per 100 fixed appliances - completed treatment (rolling 12 month period)	0	0	N/A	4.24	4.81
% of courses of treatment with removable appliances only - proposed treatment (rolling 12 month period)	0	16	0.0%	1.5%	2.0%
% of courses of treatment with removable appliances only - completed treatment (rolling 12 month period)	0	12	0.0%	1.0%	1.5%
% of patients satisfied with the treatment they have received (rolling 12 month period)	1	1	100.0%	96.6%	96.0%

\* Figures in italics indicate that the base number is less than 100.

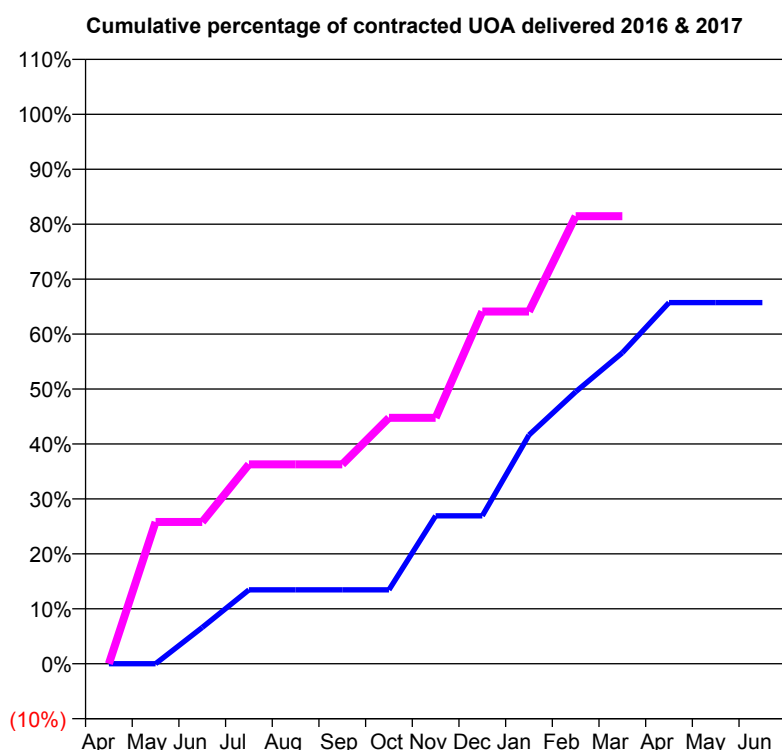
**Q49 - Vital Signs Orthodontic At a Glance Contract Report for 836184/0001 - March 2017**

Name or company name	MR JS BREEDON
Contract type name	GDS Contract
Purpose of contract	General and Orthodontic
Contract start date	01/04/2006
Contract end date	

16/17 Contracted general activity (UDA)	1,900
Carry forward general activity (UDA)	0
16/17 Contracted orthodontic activity (UOA)	248
Carry forward orthodontic activity (UOA)	0
Baseline contract value	£53,756.20

**ACCESS**

	Contract	England and Wales
24 month ratio of assessments to patient IDs	1.03	1.09

**ACTIVITY**


Month	Adjusted Scheduled Activity (UOA)	
	2016	2017
April	0	0
May	0	64
June	21	64
July	43	90
August	43	90
September	43	90
October	43	111
November	86	111
December	86	159
January	132	159
February	157	202
March	180	202
April	209	
May	209	
June	209	

**QUALITY**

	Contract Quantity	Contract Base Number	Contract *	Region	England
% of all assessments that were assess and fit appliances (rolling 12 month period)	14	19	73.7%	56.0%	56.6%
% of all assessments that were assess and refuse (rolling 12 month period)	2	19	10.5%	12.2%	11.8%
% of all assessments that were assess and review (rolling 12 month period)	3	19	15.8%	31.7%	31.6%
% of terminated courses where treatment was abandoned or discontinued (rolling 12 month period)	3	13	23.1%	7.9%	7.7%
% of completed treatments indicating that PAR score was taken (year to date)	10	10	100.0%	56.1%	58.4%
Rate of removable appliances per 100 fixed appliances - proposed treatment (rolling 12 month period)	3	22	13.64	5.53	5.64
Rate of removable appliances per 100 fixed appliances - completed treatment (rolling 12 month period)	1	17	5.88	4.24	4.81
% of courses of treatment with removable appliances only - proposed treatment (rolling 12 month period)	3	14	21.4%	1.5%	2.0%
% of courses of treatment with removable appliances only - completed treatment (rolling 12 month period)	1	10	10.0%	1.0%	1.5%
% of patients satisfied with the treatment they have received (rolling 12 month period)	2	2	100.0%	96.6%	96.0%

\* Figures in italics indicate that the base number is less than 100.

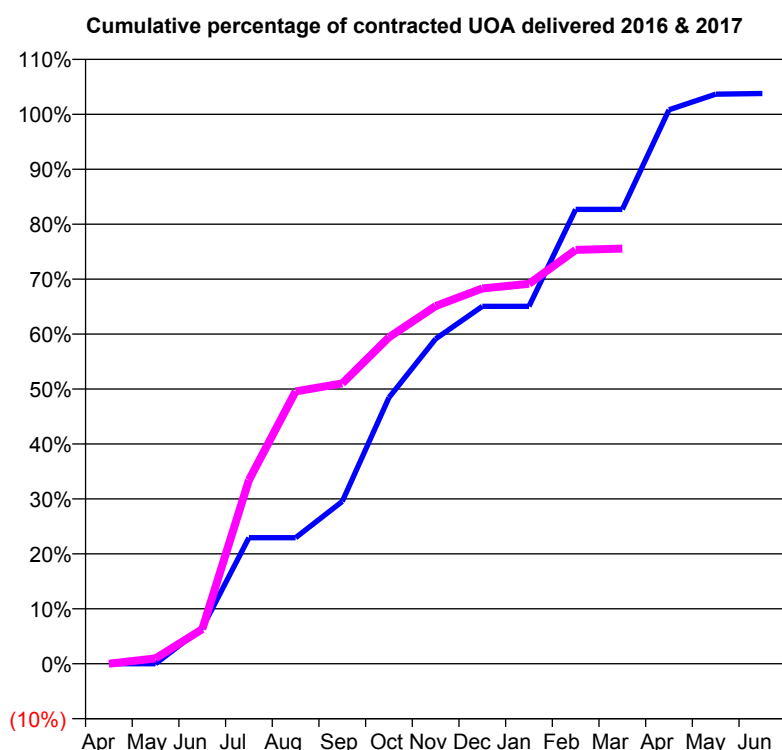
**Q49 - Vital Signs Orthodontic At a Glance Contract Report for 914797/0001 - March 2017**

Name or company name	MR RJ PARKER
Contract type name	GDS Contract
Purpose of contract	General and Orthodontic
Contract start date	01/04/2006
Contract end date	

16/17 Contracted general activity (UDA)	300
Carry forward general activity (UDA)	0
16/17 Contracted orthodontic activity (UOA)	810
Carry forward orthodontic activity (UOA)	0
Baseline contract value	£59,207.69

**ACCESS**

	Contract	England and Wales
24 month ratio of assessments to patient IDs	1.10	1.09

**ACTIVITY**


Month	Adjusted Scheduled Activity (UOA)	
	2016	2017
April	0	0
May	0	8
June	53	51
July	186	271
August	186	401
September	239	413
October	392	481
November	479	527
December	527	553
January	527	560
February	670	610
March	670	612
April	817	
May	840	
June	841	

**QUALITY**

	Contract Quantity	Contract Base Number	Contract *	Region	England
% of all assessments that were assess and fit appliances (rolling 12 month period)	35	95	36.8%	56.0%	56.6%
% of all assessments that were assess and refuse (rolling 12 month period)	10	95	10.5%	12.2%	11.8%
% of all assessments that were assess and review (rolling 12 month period)	50	95	52.6%	31.7%	31.6%
% of terminated courses where treatment was abandoned or discontinued (rolling 12 month period)	4	32	12.5%	7.9%	7.7%
% of completed treatments indicating that PAR score was taken (year to date)	26	28	92.9%	56.1%	58.4%
Rate of removable appliances per 100 fixed appliances - proposed treatment (rolling 12 month period)	11	66	16.67	5.53	5.64
Rate of removable appliances per 100 fixed appliances - completed treatment (rolling 12 month period)	11	51	21.57	4.24	4.81
% of courses of treatment with removable appliances only - proposed treatment (rolling 12 month period)	1	35	2.9%	1.5%	2.0%
% of courses of treatment with removable appliances only - completed treatment (rolling 12 month period)	0	28	0.0%	1.0%	1.5%
% of patients satisfied with the treatment they have received (rolling 12 month period)	2	2	100.0%	96.6%	96.0%

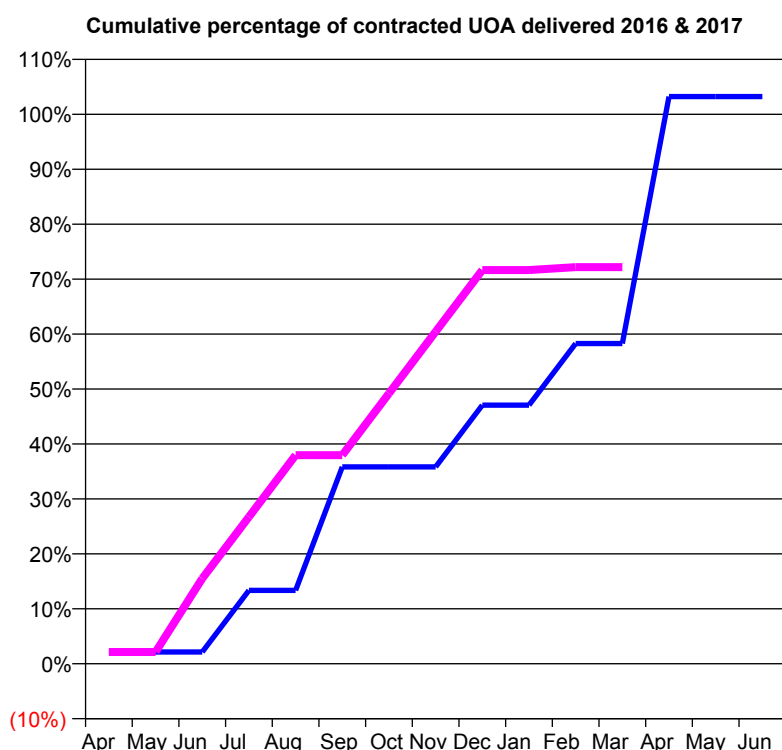
\* Figures in italics indicate that the base number is less than 100.

**Q50 - Vital Signs Orthodontic At a Glance Contract Report for 101281/0039 - March 2017**

Name or company name	OASIS DENTAL CARE LTD
Contract type name	GDS Contract
Purpose of contract	General
Contract start date	01/04/2006
Contract end date	

16/17 Contracted general activity (UDA)	27,920
Carry forward general activity (UDA)	297
16/17 Contracted orthodontic activity (UOA)	187
Carry forward orthodontic activity (UOA)	-4
Baseline contract value	£827,006.10

ACCESS	Contract	England and Wales
24 month ratio of assessments to patient IDs	1.00	1.09

**ACTIVITY**


Month	Adjusted Scheduled Activity (UOA)	
	2016	2017
April	4	4
May	4	4
June	4	29
July	25	50
August	25	71
September	67	71
October	67	92
November	67	113
December	88	134
January	88	134
February	109	135
March	109	135
April	193	
May	193	
June	193	

QUALITY	Contract Quantity	Contract Base Number	Contract *	Region	England
% of all assessments that were assess and fit appliances (rolling 12 month period)	11	12	91.7%	56.0%	56.6%
% of all assessments that were assess and refuse (rolling 12 month period)	0	12	0.0%	12.2%	11.8%
% of all assessments that were assess and review (rolling 12 month period)	1	12	8.3%	31.7%	31.6%
% of terminated courses where treatment was abandoned or discontinued (rolling 12 month period)	1	5	20.0%	7.9%	7.7%
% of completed treatments indicating that PAR score was taken (year to date)	0	4	0.0%	56.1%	58.4%
Rate of removable appliances per 100 fixed appliances - proposed treatment (rolling 12 month period)	3	19	15.79	5.53	5.64
Rate of removable appliances per 100 fixed appliances - completed treatment (rolling 12 month period)	0	0	N/A	4.24	4.81
% of courses of treatment with removable appliances only - proposed treatment (rolling 12 month period)	1	11	9.1%	1.5%	2.0%
% of courses of treatment with removable appliances only - completed treatment (rolling 12 month period)	0	4	0.0%	1.0%	1.5%
% of patients satisfied with the treatment they have received (rolling 12 month period)	0	0	N/A	96.6%	96.0%

\* Figures in italics indicate that the base number is less than 100.

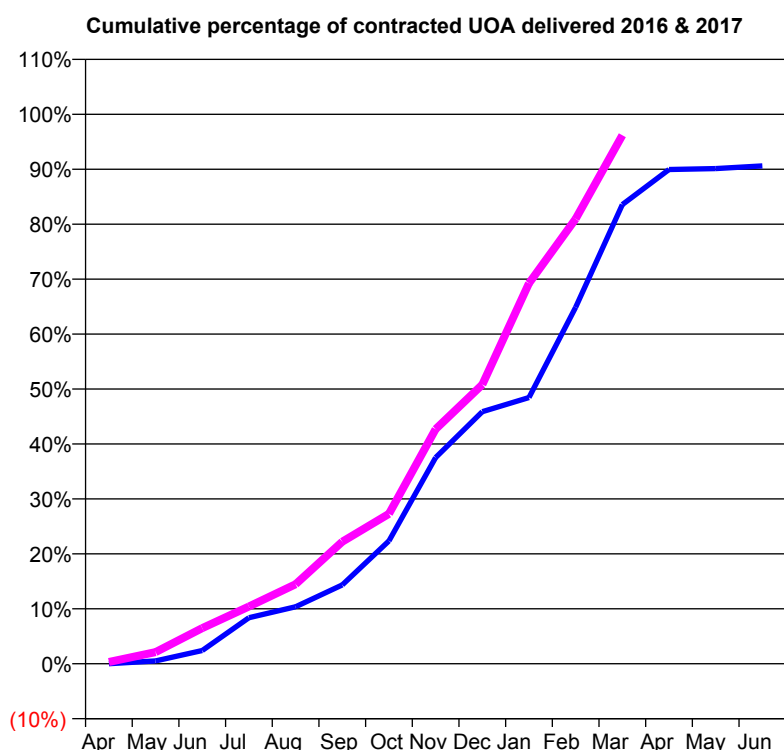
**Q50 - Vital Signs Orthodontic At a Glance Contract Report for 101974/0001 - March 2017**

Name or company name	SMILE ORTHODONTICS YORKSHIRE LLI
Contract type name	PDS Contract
Purpose of contract	Orthodontic
Contract start date	01/04/2012
Contract end date	31/03/2019

16/17 Contracted general activity (UDA)	0
Carry forward general activity (UDA)	0
16/17 Contracted orthodontic activity (UOA)	13,002
Carry forward orthodontic activity (UOA)	0
Baseline contract value	£728,823.24

**ACCESS**

	Contract	England and Wales
24 month ratio of assessments to patient IDs	1.04	1.09

**ACTIVITY**


Month	Adjusted Scheduled Activity (UOA)	
	2016	2017
April	0	42
May	68	275
June	314	843
July	1,089	1,354
August	1,348	1,881
September	1,865	2,889
October	2,906	3,547
November	4,881	5,553
December	5,965	6,605
January	6,300	9,003
February	8,436	10,528
March	10,865	12,505
April	11,694	-
May	11,717	-
June	11,780	-

**QUALITY**

	Contract Quantity	Contract Base Number	Contract *	Region	England
% of all assessments that were assess and fit appliances (rolling 12 month period)	645	783	82.4%	56.0%	56.6%
% of all assessments that were assess and refuse (rolling 12 month period)	31	783	4.0%	12.2%	11.8%
% of all assessments that were assess and review (rolling 12 month period)	107	783	13.7%	31.7%	31.6%
% of terminated courses where treatment was abandoned or discontinued (rolling 12 month period)	47	519	9.1%	7.9%	7.7%
% of completed treatments indicating that PAR score was taken (year to date)	1	472	0.2%	56.1%	58.4%
Rate of removable appliances per 100 fixed appliances - proposed treatment (rolling 12 month period)	99	1,254	7.89	5.53	5.64
Rate of removable appliances per 100 fixed appliances - completed treatment (rolling 12 month period)	17	912	1.86	4.24	4.81
% of courses of treatment with removable appliances only - proposed treatment (rolling 12 month period)	10	645	1.6%	1.5%	2.0%
% of courses of treatment with removable appliances only - completed treatment (rolling 12 month period)	13	472	2.8%	1.0%	1.5%
% of patients satisfied with the treatment they have received (rolling 12 month period)	21	22	95.5%	96.6%	96.0%

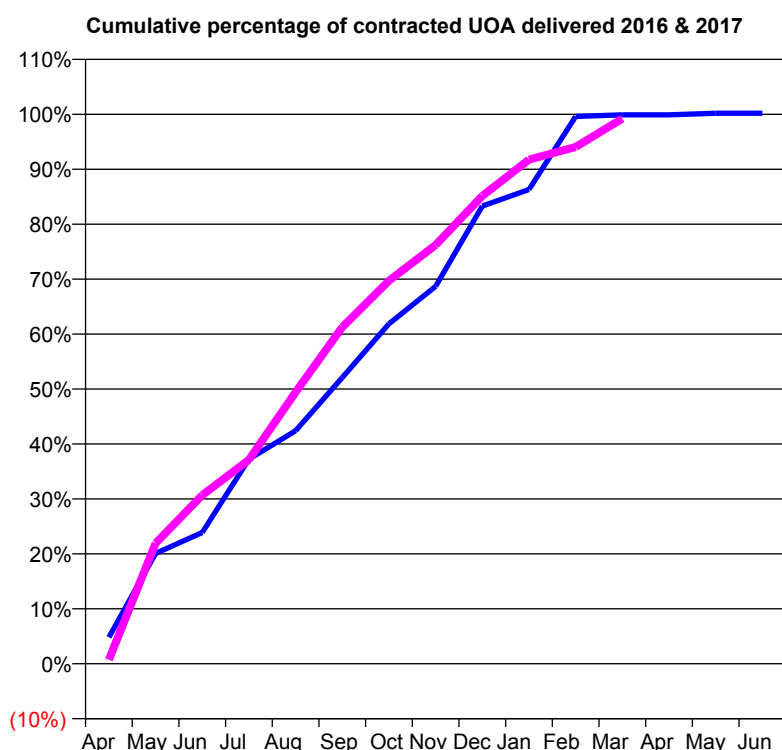
\* Figures in italics indicate that the base number is less than 100.

**Q50 - Vital Signs Orthodontic At a Glance Contract Report for 102741/0001 - March 2017**

Name or company name	Orthokind Limited
Contract type name	PDS Contract
Purpose of contract	Orthodontic
Contract start date	21/10/2010
Contract end date	31/03/2019

16/17 Contracted general activity (UDA)	0
Carry forward general activity (UDA)	0
16/17 Contracted orthodontic activity (UOA)	7,500
Carry forward orthodontic activity (UOA)	-56
Baseline contract value	£420,410.26

ACCESS	Contract	England and Wales
24 month ratio of assessments to patient IDs	1.13	1.09

**ACTIVITY**


Month	Adjusted Scheduled Activity (UOA)	
	2016	2017
April	362	56
May	1,506	1,645
June	1,791	2,301
July	2,792	2,784
August	3,181	3,706
September	3,906	4,594
October	4,640	5,229
November	5,152	5,717
December	6,247	6,386
January	6,474	6,881
February	7,470	7,053
March	7,491	7,441
April	7,491	
May	7,514	
June	7,514	

QUALITY	Contract Quantity	Contract Base Number	Contract *	Region	England
% of all assessments that were assess and fit appliances (rolling 12 month period)	363	460	78.9%	56.0%	56.6%
% of all assessments that were assess and refuse (rolling 12 month period)	17	460	3.7%	12.2%	11.8%
% of all assessments that were assess and review (rolling 12 month period)	80	460	17.4%	31.7%	31.6%
% of terminated courses where treatment was abandoned or discontinued (rolling 12 month period)	13	366	3.6%	7.9%	7.7%
% of completed treatments indicating that PAR score was taken (year to date)	277	353	78.5%	56.1%	58.4%
Rate of removable appliances per 100 fixed appliances - proposed treatment (rolling 12 month period)	27	684	3.95	5.53	5.64
Rate of removable appliances per 100 fixed appliances - completed treatment (rolling 12 month period)	14	677	2.07	4.24	4.81
% of courses of treatment with removable appliances only - proposed treatment (rolling 12 month period)	16	363	4.4%	1.5%	2.0%
% of courses of treatment with removable appliances only - completed treatment (rolling 12 month period)	9	353	2.5%	1.0%	1.5%
% of patients satisfied with the treatment they have received (rolling 12 month period)	9	9	100.0%	96.6%	96.0%

\* Figures in italics indicate that the base number is less than 100.

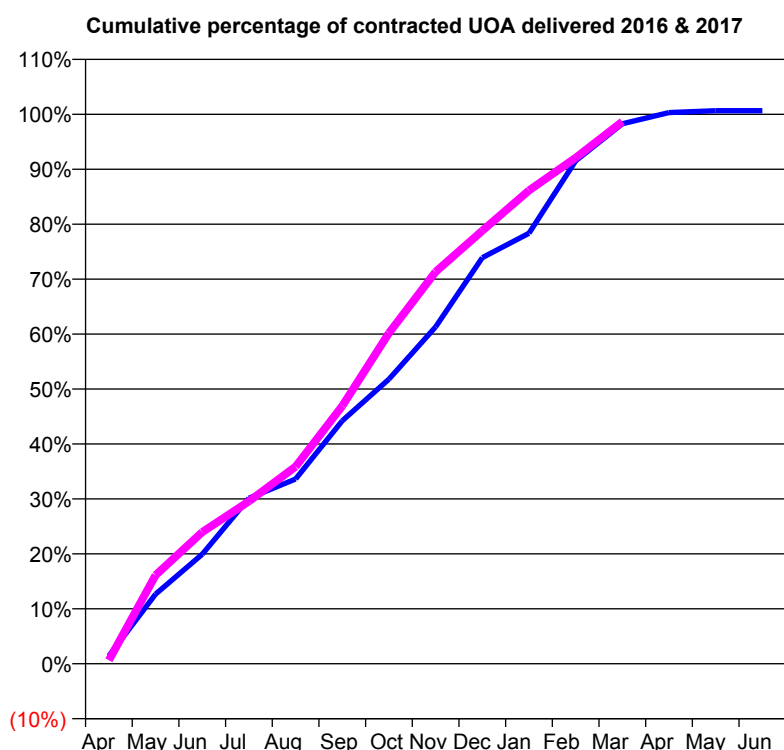
**Q50 - Vital Signs Orthodontic At a Glance Contract Report for 106003/0001 - March 2017**

Name or company name	Orthodontic Centre (UK) Limited Company
Contract type name	PDS Contract
Purpose of contract	Orthodontic
Contract start date	01/04/2012
Contract end date	31/03/2018

16/17 Contracted general activity (UDA)	0
Carry forward general activity (UDA)	0
16/17 Contracted orthodontic activity (UOA)	12,421
Carry forward orthodontic activity (UOA)	-81
Baseline contract value	£675,660.79

**ACCESS**

	Contract	England and Wales
24 month ratio of assessments to patient IDs	1.05	1.09

**ACTIVITY**


Month	Adjusted Scheduled Activity (UOA)	
	2016	2017
April	180	81
May	1,575	2,002
June	2,476	2,978
July	3,742	3,672
August	4,177	4,457
September	5,494	5,828
October	6,434	7,476
November	7,615	8,859
December	9,181	9,790
January	9,732	10,699
February	11,367	11,437
March	12,205	12,254
April	12,460	
May	12,502	
June	12,502	

**QUALITY**

	Contract Quantity	Contract Base Number	Contract *	Region	England
% of all assessments that were assess and fit appliances (rolling 12 month period)	564	1,343	42.0%	56.0%	56.6%
% of all assessments that were assess and refuse (rolling 12 month period)	145	1,343	10.8%	12.2%	11.8%
% of all assessments that were assess and review (rolling 12 month period)	634	1,343	47.2%	31.7%	31.6%
% of terminated courses where treatment was abandoned or discontinued (rolling 12 month period)	30	655	4.6%	7.9%	7.7%
% of completed treatments indicating that PAR score was taken (year to date)	88	625	14.1%	56.1%	58.4%
Rate of removable appliances per 100 fixed appliances - proposed treatment (rolling 12 month period)	14	1,102	1.27	5.53	5.64
Rate of removable appliances per 100 fixed appliances - completed treatment (rolling 12 month period)	11	1,204	0.91	4.24	4.81
% of courses of treatment with removable appliances only - proposed treatment (rolling 12 month period)	4	564	0.7%	1.5%	2.0%
% of courses of treatment with removable appliances only - completed treatment (rolling 12 month period)	8	625	1.3%	1.0%	1.5%
% of patients satisfied with the treatment they have received (rolling 12 month period)	30	32	93.8%	96.6%	96.0%

\* Figures in italics indicate that the base number is less than 100.

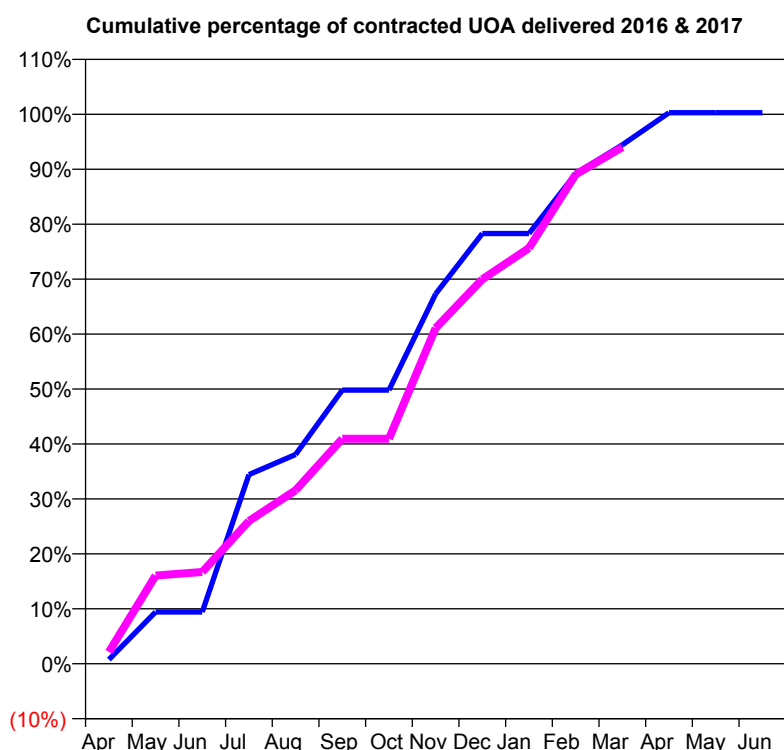
**Q50 - Vital Signs Orthodontic At a Glance Contract Report for 106003/0002 - March 2017**

Name or company name	Orthodontic Centre (UK) Limited Company
Contract type name	PDS Contract
Purpose of contract	Orthodontic
Contract start date	01/01/2013
Contract end date	31/12/2019

16/17 Contracted general activity (UDA)	0
Carry forward general activity (UDA)	0
16/17 Contracted orthodontic activity (UOA)	3,500
Carry forward orthodontic activity (UOA)	-10
Baseline contract value	£184,165.46

**ACCESS**

	Contract	England and Wales
24 month ratio of assessments to patient IDs	1.10	1.09

**ACTIVITY**


Month	Adjusted Scheduled Activity (UOA)	
	2016	2017
April	27	75
May	330	562
June	330	585
July	1,205	909
August	1,333	1,105
September	1,743	1,433
October	1,743	1,433
November	2,356	2,138
December	2,740	2,449
January	2,740	2,648
February	3,122	3,117
March	3,305	3,290
April	3,510	
May	3,510	
June	3,510	

**QUALITY**

	Contract Quantity	Contract Base Number	Contract *	Region	England
% of all assessments that were assess and fit appliances (rolling 12 month period)	162	305	53.1%	56.0%	56.6%
% of all assessments that were assess and refuse (rolling 12 month period)	36	305	11.8%	12.2%	11.8%
% of all assessments that were assess and review (rolling 12 month period)	107	305	35.1%	31.7%	31.6%
% of terminated courses where treatment was abandoned or discontinued (rolling 12 month period)	6	131	4.6%	7.9%	7.7%
% of completed treatments indicating that PAR score was taken (year to date)	14	125	11.2%	56.1%	58.4%
Rate of removable appliances per 100 fixed appliances - proposed treatment (rolling 12 month period)	13	318	4.09	5.53	5.64
Rate of removable appliances per 100 fixed appliances - completed treatment (rolling 12 month period)	5	244	2.05	4.24	4.81
% of courses of treatment with removable appliances only - proposed treatment (rolling 12 month period)	0	162	0.0%	1.5%	2.0%
% of courses of treatment with removable appliances only - completed treatment (rolling 12 month period)	1	125	0.8%	1.0%	1.5%
% of patients satisfied with the treatment they have received (rolling 12 month period)	6	6	100.0%	96.6%	96.0%

\* Figures in italics indicate that the base number is less than 100.



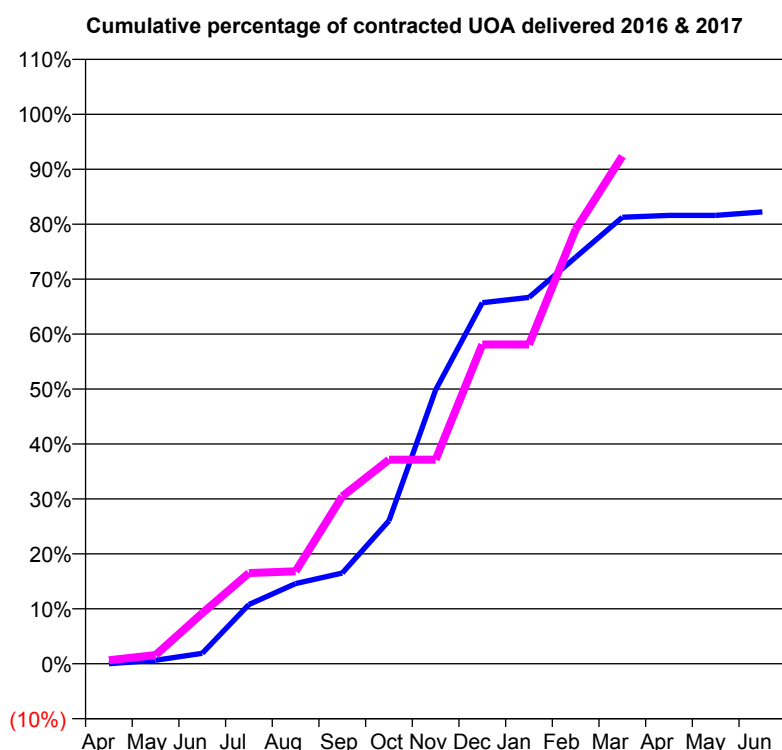
**Q50 - Vital Signs Orthodontic At a Glance Contract Report for 114650/0002 - March 2017**

Name or company name	Community Dental Clinic
Contract type name	PDS Contract
Purpose of contract	General and Orthodontic
Contract start date	01/05/2007
Contract end date	30/09/2018

16/17 Contracted general activity (UDA)	9,000
Carry forward general activity (UDA)	0
16/17 Contracted orthodontic activity (UOA)	315
Carry forward orthodontic activity (UOA)	0
Baseline contract value	£871,991.11

**ACCESS**

	Contract	England and Wales
24 month ratio of assessments to patient IDs	1.13	1.09

**ACTIVITY**


Month	Adjusted Scheduled Activity (UOA)	
	2016	2017
April	0	2
May	2	5
June	6	29
July	34	52
August	46	53
September	52	96
October	82	117
November	157	117
December	207	183
January	210	183
February	233	249
March	256	291
April	257	
May	257	
June	259	

**QUALITY**

	Contract Quantity	Contract Base Number	Contract *	Region	England
% of all assessments that were assess and fit appliances (rolling 12 month period)	15	36	41.7%	56.0%	56.6%
% of all assessments that were assess and refuse (rolling 12 month period)	1	36	2.8%	12.2%	11.8%
% of all assessments that were assess and review (rolling 12 month period)	20	36	55.6%	31.7%	31.6%
% of terminated courses where treatment was abandoned or discontinued (rolling 12 month period)	2	3	66.7%	7.9%	7.7%
% of completed treatments indicating that PAR score was taken (year to date)	0	1	0.0%	56.1%	58.4%
Rate of removable appliances per 100 fixed appliances - proposed treatment (rolling 12 month period)	0	0	N/A	5.53	5.64
Rate of removable appliances per 100 fixed appliances - completed treatment (rolling 12 month period)	0	0	N/A	4.24	4.81
% of courses of treatment with removable appliances only - proposed treatment (rolling 12 month period)	0	15	0.0%	1.5%	2.0%
% of courses of treatment with removable appliances only - completed treatment (rolling 12 month period)	0	1	0.0%	1.0%	1.5%
% of patients satisfied with the treatment they have received (rolling 12 month period)	0	0	N/A	96.6%	96.0%

\* Figures in italics indicate that the base number is less than 100.

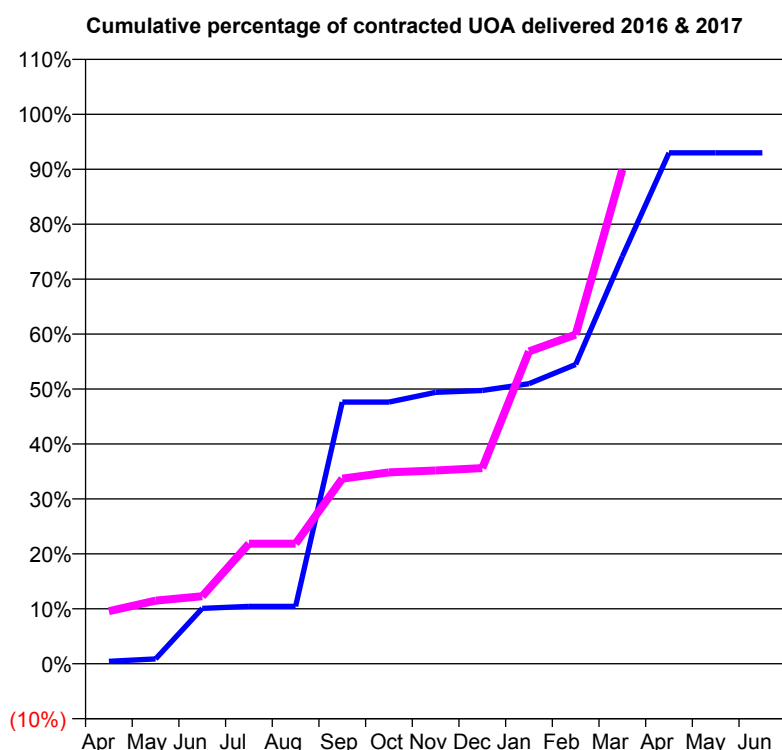
**Q50 - Vital Signs Orthodontic At a Glance Contract Report for 115339/0001 - March 2017**

Name or company name	Bondgate Dental Practice
Contract type name	GDS Contract
Purpose of contract	General and Orthodontic
Contract start date	01/03/2015
Contract end date	

16/17 Contracted general activity (UDA)	9,998
Carry forward general activity (UDA)	-110
16/17 Contracted orthodontic activity (UOA)	228
Carry forward orthodontic activity (UOA)	0
Baseline contract value	£259,964.39

**ACCESS**

	Contract	England and Wales
24 month ratio of assessments to patient IDs	1.46	1.09

**ACTIVITY**


Month	Adjusted Scheduled Activity (UOA)	
	2016	2017
April	1	22
May	2	26
June	23	28
July	24	50
August	24	50
September	109	77
October	109	79
November	113	80
December	113	81
January	116	130
February	124	137
March	169	205
April	212	
May	212	
June	212	

**QUALITY**

	Contract Quantity	Contract Base Number	Contract *	Region	England
% of all assessments that were assess and fit appliances (rolling 12 month period)	12	31	38.7%	56.0%	56.6%
% of all assessments that were assess and refuse (rolling 12 month period)	0	31	0.0%	12.2%	11.8%
% of all assessments that were assess and review (rolling 12 month period)	19	31	61.3%	31.7%	31.6%
% of terminated courses where treatment was abandoned or discontinued (rolling 12 month period)	1	2	50.0%	7.9%	7.7%
% of completed treatments indicating that PAR score was taken (year to date)	1	1	100.0%	56.1%	58.4%
Rate of removable appliances per 100 fixed appliances - proposed treatment (rolling 12 month period)	1	18	5.56	5.53	5.64
Rate of removable appliances per 100 fixed appliances - completed treatment (rolling 12 month period)	0	2	0.00	4.24	4.81
% of courses of treatment with removable appliances only - proposed treatment (rolling 12 month period)	1	12	8.3%	1.5%	2.0%
% of courses of treatment with removable appliances only - completed treatment (rolling 12 month period)	0	1	0.0%	1.0%	1.5%
% of patients satisfied with the treatment they have received (rolling 12 month period)	0	0	N/A	96.6%	96.0%

\* Figures in italics indicate that the base number is less than 100.

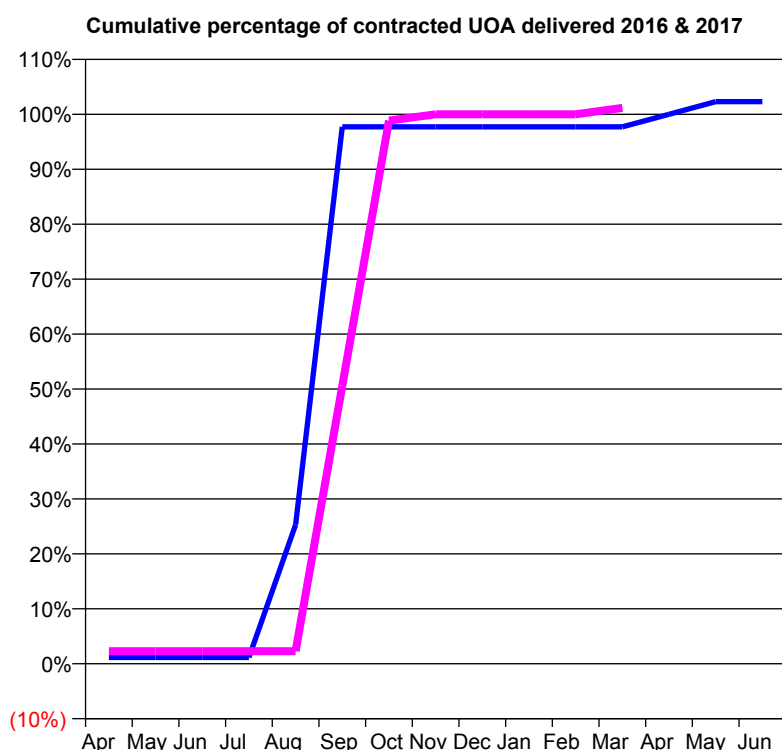
**Q50 - Vital Signs Orthodontic At a Glance Contract Report for 121517/0001 - March 2017**

Name or company name	K L DOBBS
Contract type name	GDS Contract
Purpose of contract	General and Orthodontic
Contract start date	01/11/2014
Contract end date	

16/17 Contracted general activity (UDA)	27,495
Carry forward general activity (UDA)	-375
16/17 Contracted orthodontic activity (UOA)	87
Carry forward orthodontic activity (UOA)	-2
Baseline contract value	£1,002,783.49

**ACCESS**

	Contract	England and Wales
24 month ratio of assessments to patient IDs	1.00	1.09

**ACTIVITY**


Month	Adjusted Scheduled Activity (UOA)	
	2016	2017
April	1	2
May	1	2
June	1	2
July	1	2
August	22	2
September	85	44
October	85	86
November	85	87
December	85	87
January	85	87
February	85	87
March	85	88
April	87	
May	89	
June	89	

**QUALITY**

	Contract Quantity	Contract Base Number	Contract *	Region	England
% of all assessments that were assess and fit appliances (rolling 12 month period)	4	10	40.0%	56.0%	56.6%
% of all assessments that were assess and refuse (rolling 12 month period)	0	10	0.0%	12.2%	11.8%
% of all assessments that were assess and review (rolling 12 month period)	6	10	60.0%	31.7%	31.6%
% of terminated courses where treatment was abandoned or discontinued (rolling 12 month period)	0	5	0.0%	7.9%	7.7%
% of completed treatments indicating that PAR score was taken (year to date)	0	5	0.0%	56.1%	58.4%
Rate of removable appliances per 100 fixed appliances - proposed treatment (rolling 12 month period)	0	8	0.00	5.53	5.64
Rate of removable appliances per 100 fixed appliances - completed treatment (rolling 12 month period)	0	10	0.00	4.24	4.81
% of courses of treatment with removable appliances only - proposed treatment (rolling 12 month period)	0	4	0.0%	1.5%	2.0%
% of courses of treatment with removable appliances only - completed treatment (rolling 12 month period)	0	5	0.0%	1.0%	1.5%
% of patients satisfied with the treatment they have received (rolling 12 month period)	0	0	N/A	96.6%	96.0%

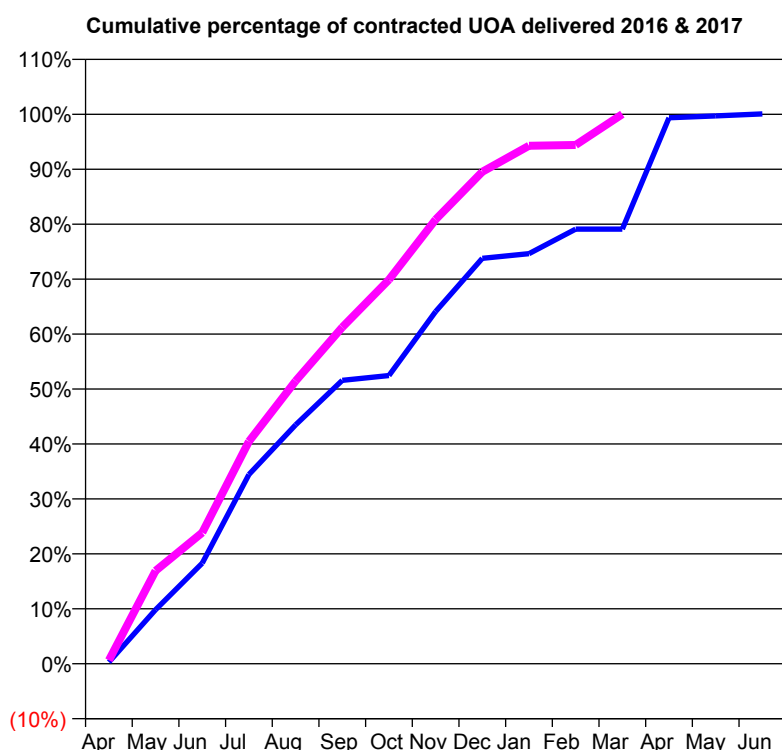
\* Figures in italics indicate that the base number is less than 100.

**Q50 - Vital Signs Orthodontic At a Glance Contract Report for 121517/0002 - March 2017**

Name or company name	K L DOBBS
Contract type name	GDS Contract
Purpose of contract	Orthodontic
Contract start date	01/11/2014
Contract end date	

16/17 Contracted general activity (UDA)	0
Carry forward general activity (UDA)	0
16/17 Contracted orthodontic activity (UOA)	7,192
Carry forward orthodontic activity (UOA)	-46
Baseline contract value	£428,996.15

ACCESS	Contract	England and Wales
24 month ratio of assessments to patient IDs	1.08	1.09

**ACTIVITY**


Month	Adjusted Scheduled Activity (UOA)	
	2016	2017
April	22	46
May	707	1,218
June	1,316	1,716
July	2,477	2,911
August	3,127	3,700
September	3,710	4,405
October	3,773	5,028
November	4,610	5,815
December	5,306	6,440
January	5,368	6,779
February	5,689	6,790
March	5,689	7,194
April	7,147	
May	7,171	
June	7,196	

QUALITY	Contract Quantity	Contract Base Number	Contract *	Region	England
% of all assessments that were assess and fit appliances (rolling 12 month period)	409	610	67.0%	56.0%	56.6%
% of all assessments that were assess and refuse (rolling 12 month period)	5	610	0.8%	12.2%	11.8%
% of all assessments that were assess and review (rolling 12 month period)	196	610	32.1%	31.7%	31.6%
% of terminated courses where treatment was abandoned or discontinued (rolling 12 month period)	24	369	6.5%	7.9%	7.7%
% of completed treatments indicating that PAR score was taken (year to date)	47	344	13.7%	56.1%	58.4%
Rate of removable appliances per 100 fixed appliances - proposed treatment (rolling 12 month period)	9	764	1.18	5.53	5.64
Rate of removable appliances per 100 fixed appliances - completed treatment (rolling 12 month period)	26	642	4.05	4.24	4.81
% of courses of treatment with removable appliances only - proposed treatment (rolling 12 month period)	8	409	2.0%	1.5%	2.0%
% of courses of treatment with removable appliances only - completed treatment (rolling 12 month period)	7	345	2.0%	1.0%	1.5%
% of patients satisfied with the treatment they have received (rolling 12 month period)	14	14	100.0%	96.6%	96.0%

\* Figures in italics indicate that the base number is less than 100.

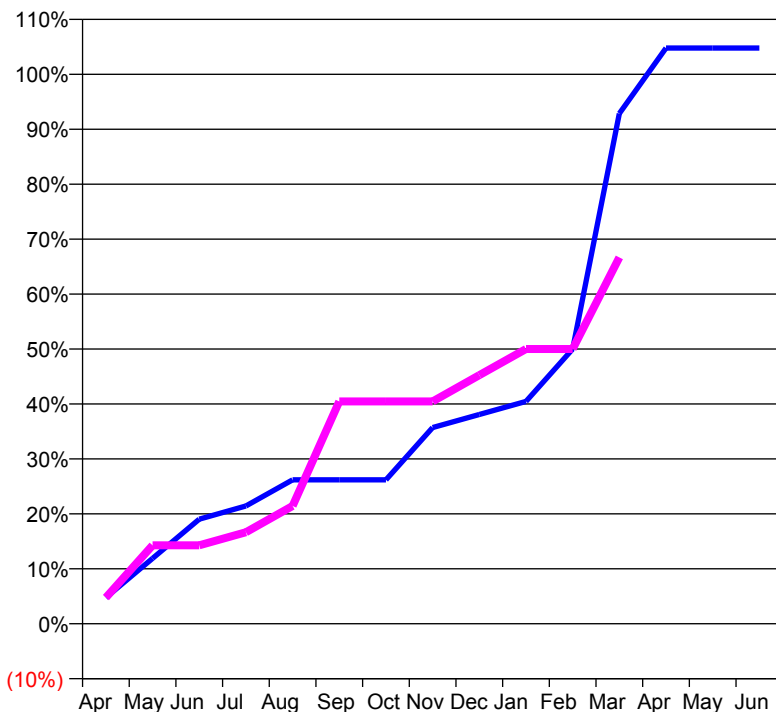
**Q50 - Vital Signs Orthodontic At a Glance Contract Report for 125717/0001 - March 2017**

Name or company name	Andrew Jones Dental Practice Ltd
Contract type name	GDS Contract
Purpose of contract	General and Orthodontic
Contract start date	01/04/2008
Contract end date	

16/17 Contracted general activity (UDA)	5,433
Carry forward general activity (UDA)	151
16/17 Contracted orthodontic activity (UOA)	42
Carry forward orthodontic activity (UOA)	-1
Baseline contract value	£149,065.42

**ACCESS**

	Contract	England and Wales
24 month ratio of assessments to patient IDs	1.05	1.09

**ACTIVITY**
**Cumulative percentage of contracted UOA delivered 2016 & 2017**

**Adjusted Scheduled Activity (UOA)**

Month	2016	2017
April	2	2
May	5	6
June	8	6
July	9	7
August	11	9
September	11	17
October	11	17
November	15	17
December	16	19
January	17	21
February	21	21
March	39	28
April	44	
May	44	
June	44	

**QUALITY**

	Contract Quantity	Contract Base Number	Contract *	Region	England
% of all assessments that were assess and fit appliances (rolling 12 month period)	0	33	0.0%	56.0%	56.6%
% of all assessments that were assess and refuse (rolling 12 month period)	10	33	30.3%	12.2%	11.8%
% of all assessments that were assess and review (rolling 12 month period)	23	33	69.7%	31.7%	31.6%
% of terminated courses where treatment was abandoned or discontinued (rolling 12 month period)	0	0	N/A	7.9%	7.7%
% of completed treatments indicating that PAR score was taken (year to date)	0	0	N/A	56.1%	58.4%
Rate of removable appliances per 100 fixed appliances - proposed treatment (rolling 12 month period)	0	0	N/A	5.53	5.64
Rate of removable appliances per 100 fixed appliances - completed treatment (rolling 12 month period)	0	0	N/A	4.24	4.81
% of courses of treatment with removable appliances only - proposed treatment (rolling 12 month period)	0	0	N/A	1.5%	2.0%
% of courses of treatment with removable appliances only - completed treatment (rolling 12 month period)	0	0	N/A	1.0%	1.5%
% of patients satisfied with the treatment they have received (rolling 12 month period)	0	0	N/A	96.6%	96.0%

\* Figures in italics indicate that the base number is less than 100.

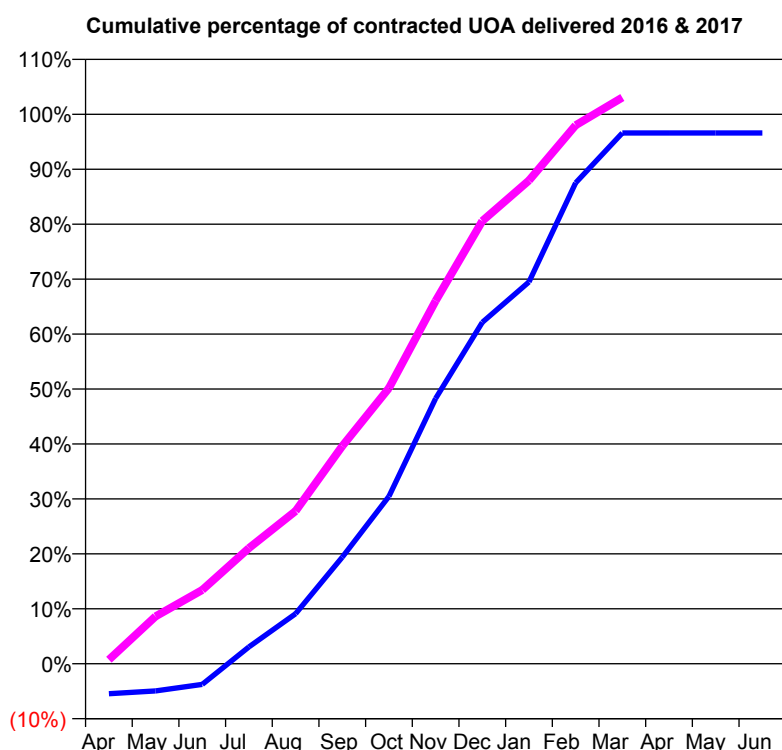
**Q50 - Vital Signs Orthodontic At a Glance Contract Report for 132330/0001 - March 2017**

Name or company name	Quantum Ortho Limited
Contract type name	PDS Contract
Purpose of contract	Orthodontic
Contract start date	01/04/2010
Contract end date	31/03/2018

16/17 Contracted general activity (UDA)	0
Carry forward general activity (UDA)	0
16/17 Contracted orthodontic activity (UOA)	8,812
Carry forward orthodontic activity (UOA)	-66
Baseline contract value	£559,752.75

**ACCESS**

	Contract	England and Wales
24 month ratio of assessments to patient IDs	1.14	1.09

**ACTIVITY**


Month	Adjusted Scheduled Activity (UOA)	
	2016	2017
April	-482	66
May	-438	760
June	-333	1,183
July	270	1,855
August	802	2,450
September	1,710	3,491
October	2,685	4,422
November	4,254	5,819
December	5,475	7,100
January	6,124	7,751
February	7,712	8,637
March	8,512	9,080
April	8,512	
May	8,512	
June	8,512	

**QUALITY**

	Contract Quantity	Contract Base Number	Contract *	Region	England
% of all assessments that were assess and fit appliances (rolling 12 month period)	472	509	92.7%	56.0%	56.6%
% of all assessments that were assess and refuse (rolling 12 month period)	10	509	2.0%	12.2%	11.8%
% of all assessments that were assess and review (rolling 12 month period)	27	509	5.3%	31.7%	31.6%
% of terminated courses where treatment was abandoned or discontinued (rolling 12 month period)	26	387	6.7%	7.9%	7.7%
% of completed treatments indicating that PAR score was taken (year to date)	262	361	72.6%	56.1%	58.4%
Rate of removable appliances per 100 fixed appliances - proposed treatment (rolling 12 month period)	4	912	0.44	5.53	5.64
Rate of removable appliances per 100 fixed appliances - completed treatment (rolling 12 month period)	2	705	0.28	4.24	4.81
% of courses of treatment with removable appliances only - proposed treatment (rolling 12 month period)	0	472	0.0%	1.5%	2.0%
% of courses of treatment with removable appliances only - completed treatment (rolling 12 month period)	0	361	0.0%	1.0%	1.5%
% of patients satisfied with the treatment they have received (rolling 12 month period)	18	19	94.7%	96.6%	96.0%

\* Figures in italics indicate that the base number is less than 100.

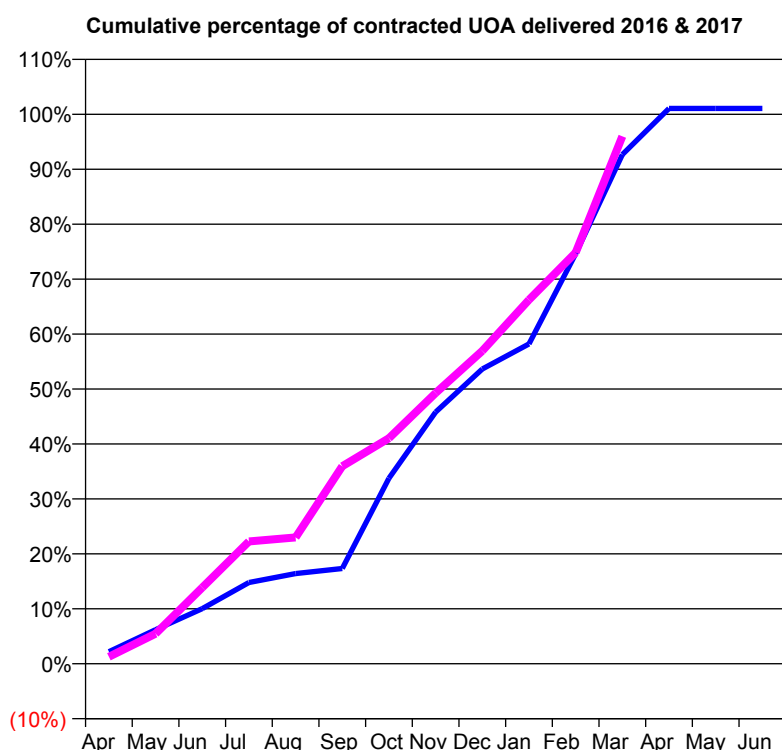
**Q50 - Vital Signs Orthodontic At a Glance Contract Report for 132667/0001 - March 2017**

Name or company name	Barton Dental Care Limited
Contract type name	GDS Contract
Purpose of contract	General and Orthodontic
Contract start date	01/04/2011
Contract end date	

16/17 Contracted general activity (UDA)	9,295
Carry forward general activity (UDA)	271
16/17 Contracted orthodontic activity (UOA)	548
Carry forward orthodontic activity (UOA)	-6
Baseline contract value	£325,369.91

**ACCESS**

	Contract	England and Wales
24 month ratio of assessments to patient IDs	1.52	1.09

**ACTIVITY**


Month	Adjusted Scheduled Activity (UOA)	
	2016	2017
April	12	7
May	34	30
June	55	76
July	81	122
August	90	126
September	95	197
October	185	225
November	251	270
December	294	312
January	319	363
February	409	410
March	508	526
April	554	
May	554	
June	554	

**QUALITY**

	Contract Quantity	Contract Base Number	Contract *	Region	England
% of all assessments that were assess and fit appliances (rolling 12 month period)	24	89	27.0%	56.0%	56.6%
% of all assessments that were assess and refuse (rolling 12 month period)	2	89	2.2%	12.2%	11.8%
% of all assessments that were assess and review (rolling 12 month period)	63	89	70.8%	31.7%	31.6%
% of terminated courses where treatment was abandoned or discontinued (rolling 12 month period)	1	5	20.0%	7.9%	7.7%
% of completed treatments indicating that PAR score was taken (year to date)	4	4	100.0%	56.1%	58.4%
Rate of removable appliances per 100 fixed appliances - proposed treatment (rolling 12 month period)	1	41	2.44	5.53	5.64
Rate of removable appliances per 100 fixed appliances - completed treatment (rolling 12 month period)	0	7	0.00	4.24	4.81
% of courses of treatment with removable appliances only - proposed treatment (rolling 12 month period)	0	24	0.0%	1.5%	2.0%
% of courses of treatment with removable appliances only - completed treatment (rolling 12 month period)	0	4	0.0%	1.0%	1.5%
% of patients satisfied with the treatment they have received (rolling 12 month period)	0	0	N/A	96.6%	96.0%

\* Figures in italics indicate that the base number is less than 100.

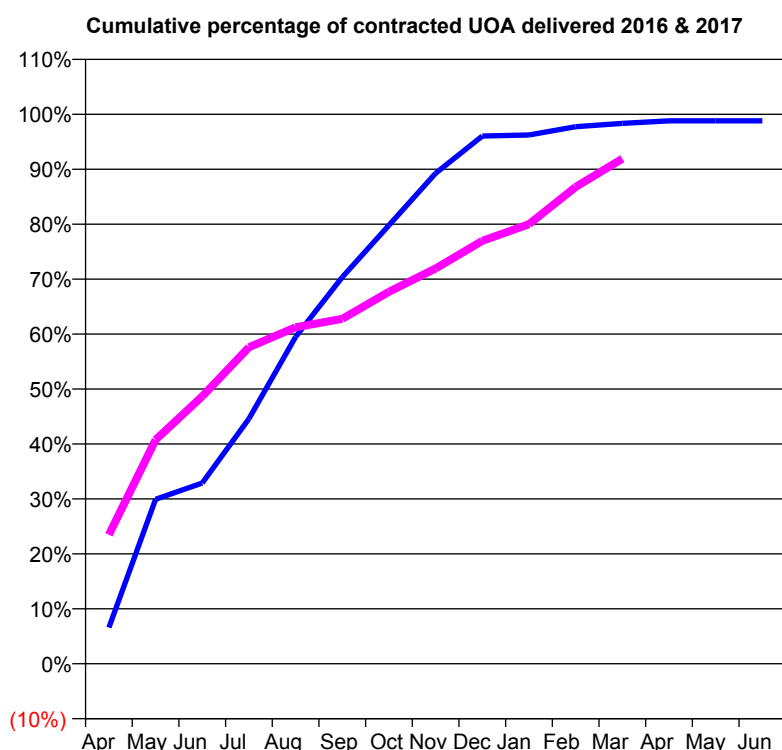
**Q50 - Vital Signs Orthodontic At a Glance Contract Report for 141313/0001 - March 2017**

Name or company name	C R ORTHODONTICS LTD
Contract type name	PDS Contract
Purpose of contract	Orthodontic
Contract start date	01/01/2011
Contract end date	31/03/2019

16/17 Contracted general activity (UDA)	0
Carry forward general activity (UDA)	0
16/17 Contracted orthodontic activity (UOA)	3,000
Carry forward orthodontic activity (UOA)	36
Baseline contract value	£168,164.12

**ACCESS**

	Contract	England and Wales
24 month ratio of assessments to patient IDs	1.17	1.09

**ACTIVITY**


Month	Adjusted Scheduled Activity (UOA)	
	2016	2017
April	198	704
May	898	1,223
June	987	1,460
July	1,338	1,728
August	1,785	1,837
September	2,111	1,883
October	2,394	2,031
November	2,678	2,158
December	2,881	2,309
January	2,887	2,400
February	2,932	2,603
March	2,950	2,757
April	2,964	
May	2,964	
June	2,964	

**QUALITY**

	Contract Quantity	Contract Base Number	Contract *	Region	England
% of all assessments that were assess and fit appliances (rolling 12 month period)	129	226	57.1%	56.0%	56.6%
% of all assessments that were assess and refuse (rolling 12 month period)	38	226	16.8%	12.2%	11.8%
% of all assessments that were assess and review (rolling 12 month period)	59	226	26.1%	31.7%	31.6%
% of terminated courses where treatment was abandoned or discontinued (rolling 12 month period)	5	145	3.4%	7.9%	7.7%
% of completed treatments indicating that PAR score was taken (year to date)	26	140	18.6%	56.1%	58.4%
Rate of removable appliances per 100 fixed appliances - proposed treatment (rolling 12 month period)	0	245	0.00	5.53	5.64
Rate of removable appliances per 100 fixed appliances - completed treatment (rolling 12 month period)	0	0	N/A	4.24	4.81
% of courses of treatment with removable appliances only - proposed treatment (rolling 12 month period)	0	129	0.0%	1.5%	2.0%
% of courses of treatment with removable appliances only - completed treatment (rolling 12 month period)	0	140	0.0%	1.0%	1.5%
% of patients satisfied with the treatment they have received (rolling 12 month period)	12	12	100.0%	96.6%	96.0%

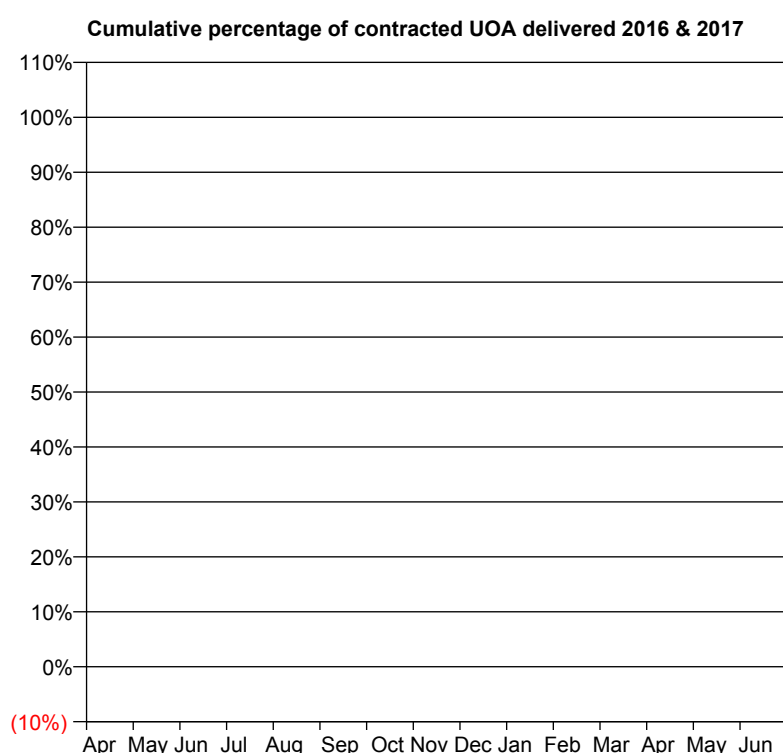
\* Figures in italics indicate that the base number is less than 100.



**Q50 - Vital Signs Orthodontic At a Glance Contract Report for 143332/0001 - March 2017**

Name or company name	Cleethorpes Dental Practice Limited	16/17 Contracted general activity (UDA)	21,404
Contract type name	GDS Contract	Carry forward general activity (UDA)	-3
Purpose of contract	General	16/17 Contracted orthodontic activity (UOA)	0
Contract start date	01/07/2012	Carry forward orthodontic activity (UOA)	0
Contract end date		Baseline contract value	£701,414.65

ACCESS	Contract	England and Wales
24 month ratio of assessments to patient IDs	1.13	1.09

**ACTIVITY**


Month	Adjusted Scheduled Activity (UOA)	
	2016	2017
April	2	0
May	2	0
June	2	2
July	4	2
August	4	2
September	6	2
October	7	2
November	9	2
December	10	3
January	13	3
February	21	4
March	24	8
April	24	
May	24	
June	24	

QUALITY	Contract Quantity	Contract Base Number	Contract *	Region	England
% of all assessments that were assess and fit appliances (rolling 12 month period)	0	8	0.0%	56.0%	56.6%
% of all assessments that were assess and refuse (rolling 12 month period)	0	8	0.0%	12.2%	11.8%
% of all assessments that were assess and review (rolling 12 month period)	8	8	100.0%	31.7%	31.6%
% of terminated courses where treatment was abandoned or discontinued (rolling 12 month period)	3	21	14.3%	7.9%	7.7%
% of completed treatments indicating that PAR score was taken (year to date)	0	18	0.0%	56.1%	58.4%
Rate of removable appliances per 100 fixed appliances - proposed treatment (rolling 12 month period)	0	0	N/A	5.53	5.64
Rate of removable appliances per 100 fixed appliances - completed treatment (rolling 12 month period)	10	23	43.48	4.24	4.81
% of courses of treatment with removable appliances only - proposed treatment (rolling 12 month period)	0	0	N/A	1.5%	2.0%
% of courses of treatment with removable appliances only - completed treatment (rolling 12 month period)	3	18	16.7%	1.0%	1.5%
% of patients satisfied with the treatment they have received (rolling 12 month period)	0	0	N/A	96.6%	96.0%

\* Figures in italics indicate that the base number is less than 100.

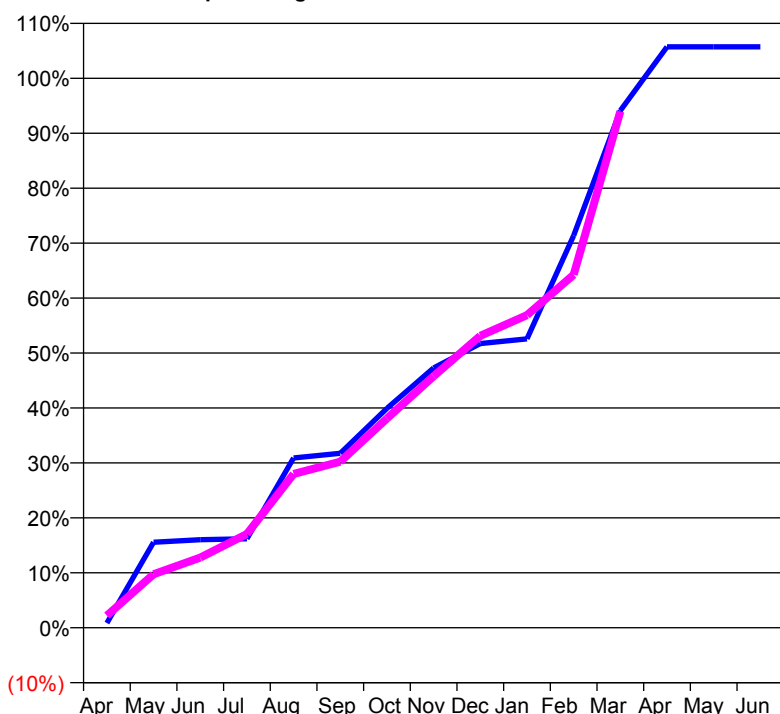
**Q50 - Vital Signs Orthodontic At a Glance Contract Report for 143464/0001 - March 2017**

Name or company name	The Dental Health Practice Ltd.
Contract type name	GDS Contract
Purpose of contract	General and Orthodontic
Contract start date	01/01/2009
Contract end date	

16/17 Contracted general activity (UDA)	5,931
Carry forward general activity (UDA)	0
16/17 Contracted orthodontic activity (UOA)	585
Carry forward orthodontic activity (UOA)	-12
Baseline contract value	£222,912.97

**ACCESS**

	Contract	England and Wales
24 month ratio of assessments to patient IDs	1.18	1.09

**ACTIVITY**
**Cumulative percentage of contracted UOA delivered 2016 & 2017**

**Adjusted Scheduled Activity (UOA)**

Month	2016	2017
April	5	13
May	91	57
June	94	75
July	95	100
August	181	164
September	186	177
October	234	223
November	277	268
December	303	311
January	308	333
February	418	376
March	551	550
April	618	
May	618	
June	618	

**QUALITY**

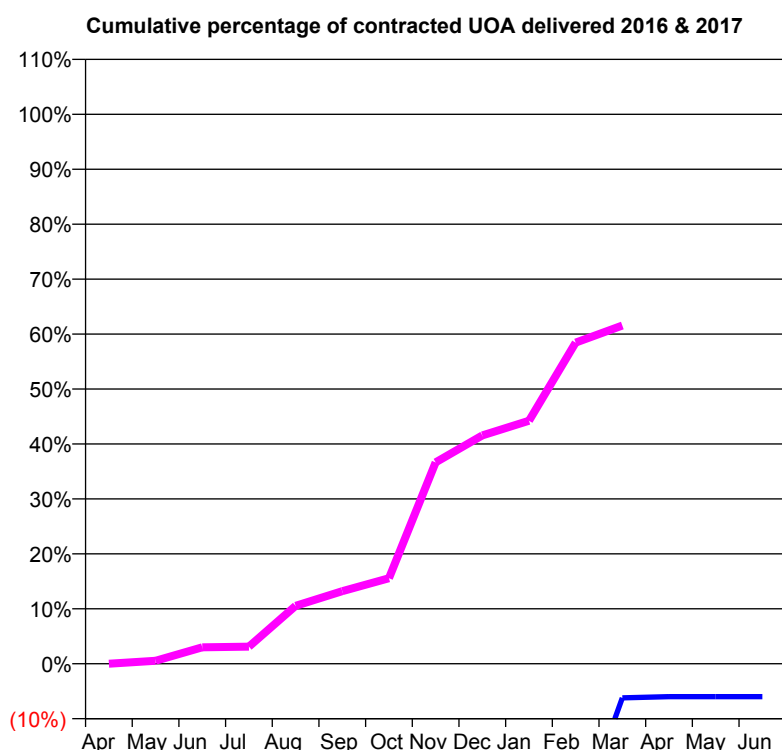
	Contract Quantity	Contract Base Number	Contract *	Region	England
% of all assessments that were assess and fit appliances (rolling 12 month period)	29	79	36.7%	56.0%	56.6%
% of all assessments that were assess and refuse (rolling 12 month period)	8	79	10.1%	12.2%	11.8%
% of all assessments that were assess and review (rolling 12 month period)	42	79	53.2%	31.7%	31.6%
% of terminated courses where treatment was abandoned or discontinued (rolling 12 month period)	3	29	10.3%	7.9%	7.7%
% of completed treatments indicating that PAR score was taken (year to date)	6	25	24.0%	56.1%	58.4%
Rate of removable appliances per 100 fixed appliances - proposed treatment (rolling 12 month period)	4	26	15.38	5.53	5.64
Rate of removable appliances per 100 fixed appliances - completed treatment (rolling 12 month period)	6	44	13.64	4.24	4.81
% of courses of treatment with removable appliances only - proposed treatment (rolling 12 month period)	4	29	13.8%	1.5%	2.0%
% of courses of treatment with removable appliances only - completed treatment (rolling 12 month period)	2	26	7.7%	1.0%	1.5%
% of patients satisfied with the treatment they have received (rolling 12 month period)	2	2	100.0%	96.6%	96.0%

\* Figures in italics indicate that the base number is less than 100.

**Q50 - Vital Signs Orthodontic At a Glance Contract Report for 144940/0001 - March 2017**

Name or company name	Wilsdon Dental	16/17 Contracted general activity (UDA)	0
Contract type name	PDS Contract	Carry forward general activity (UDA)	0
Purpose of contract	Orthodontic	16/17 Contracted orthodontic activity (UOA)	900
Contract start date	01/09/2014	Carry forward orthodontic activity (UOA)	0
Contract end date	31/03/2017	Baseline contract value	£49,736.33

ACCESS	Contract	England and Wales
24 month ratio of assessments to patient IDs	1.17	1.09

**ACTIVITY**


Month	Adjusted Scheduled Activity (UOA)	
	2016	2017
April	-629	0
May	-623	5
June	-621	27
July	-558	28
August	-555	95
September	-531	119
October	-510	140
November	-468	330
December	-359	374
January	-317	398
February	-271	526
March	-56	554
April	-54	
May	-54	
June	-54	

**QUALITY**

	Contract Quantity	Contract Base Number	Contract *	Region	England
% of all assessments that were assess and fit appliances (rolling 12 month period)	29	66	43.9%	56.0%	56.6%
% of all assessments that were assess and refuse (rolling 12 month period)	12	66	18.2%	12.2%	11.8%
% of all assessments that were assess and review (rolling 12 month period)	25	66	37.9%	31.7%	31.6%
% of terminated courses where treatment was abandoned or discontinued (rolling 12 month period)	0	31	0.0%	7.9%	7.7%
% of completed treatments indicating that PAR score was taken (year to date)	30	31	96.8%	56.1%	58.4%
Rate of removable appliances per 100 fixed appliances - proposed treatment (rolling 12 month period)	0	0	N/A	5.53	5.64
Rate of removable appliances per 100 fixed appliances - completed treatment (rolling 12 month period)	0	0	N/A	4.24	4.81
% of courses of treatment with removable appliances only - proposed treatment (rolling 12 month period)	0	29	0.0%	1.5%	2.0%
% of courses of treatment with removable appliances only - completed treatment (rolling 12 month period)	0	31	0.0%	1.0%	1.5%
% of patients satisfied with the treatment they have received (rolling 12 month period)	1	2	50.0%	96.6%	96.0%

\* Figures in italics indicate that the base number is less than 100.

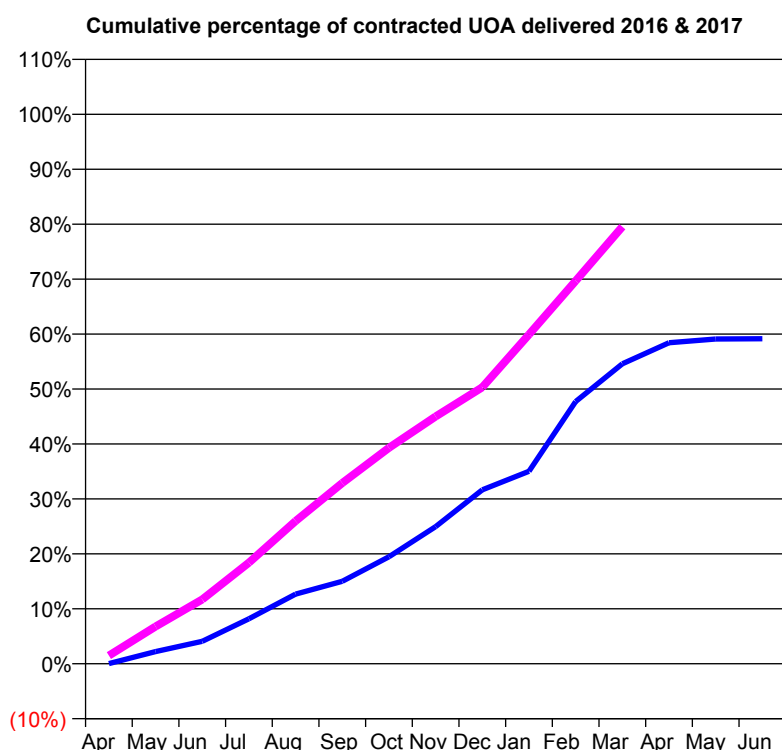
**Q50 - Vital Signs Orthodontic At a Glance Contract Report for 147761/0001 - March 2017**

Name or company name	ALPHA WINDMILL (YORK) LIMITED
Contract type name	PDS Contract
Purpose of contract	Orthodontic
Contract start date	01/04/2012
Contract end date	31/03/2019

16/17 Contracted general activity (UDA)	0
Carry forward general activity (UDA)	0
16/17 Contracted orthodontic activity (UOA)	8,000
Carry forward orthodontic activity (UOA)	0
Baseline contract value	£440,283.31

**ACCESS**

	Contract	England and Wales
24 month ratio of assessments to patient IDs	1.24	1.09

**ACTIVITY**


Month	Adjusted Scheduled Activity (UOA)	
	2016	2017
April	4	119
May	223	543
June	409	936
July	820	1,472
August	1,269	2,079
September	1,501	2,632
October	1,947	3,144
November	2,496	3,601
December	3,166	4,025
January	3,503	4,794
February	4,772	5,575
March	5,460	6,362
April	5,842	
May	5,910	
June	5,914	

**QUALITY**

	Contract Quantity	Contract Base Number	Contract *	Region	England
% of all assessments that were assess and fit appliances (rolling 12 month period)	314	801	39.2%	56.0%	56.6%
% of all assessments that were assess and refuse (rolling 12 month period)	141	801	17.6%	12.2%	11.8%
% of all assessments that were assess and review (rolling 12 month period)	346	801	43.2%	31.7%	31.6%
% of terminated courses where treatment was abandoned or discontinued (rolling 12 month period)	37	388	9.5%	7.9%	7.7%
% of completed treatments indicating that PAR score was taken (year to date)	315	351	89.7%	56.1%	58.4%
Rate of removable appliances per 100 fixed appliances - proposed treatment (rolling 12 month period)	9	383	2.35	5.53	5.64
Rate of removable appliances per 100 fixed appliances - completed treatment (rolling 12 month period)	7	669	1.05	4.24	4.81
% of courses of treatment with removable appliances only - proposed treatment (rolling 12 month period)	7	314	2.2%	1.5%	2.0%
% of courses of treatment with removable appliances only - completed treatment (rolling 12 month period)	5	351	1.4%	1.0%	1.5%
% of patients satisfied with the treatment they have received (rolling 12 month period)	9	9	100.0%	96.6%	96.0%

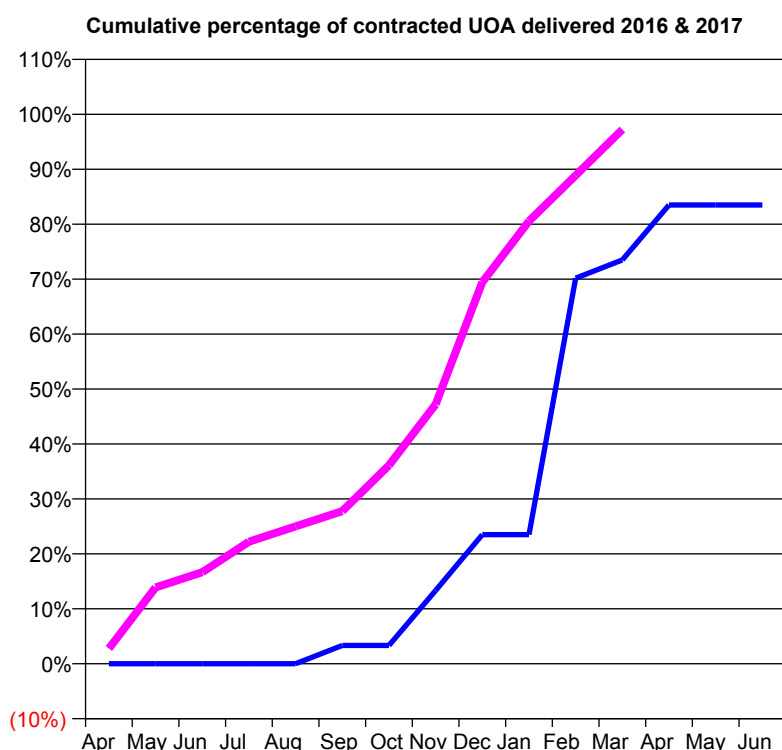
\* Figures in italics indicate that the base number is less than 100.

**Q50 - Vital Signs Orthodontic At a Glance Contract Report for 155365/0002 - March 2017**

Name or company name	Ishak Practices Ltd
Contract type name	GDS Contract
Purpose of contract	General and Orthodontic
Contract start date	01/06/2015
Contract end date	

16/17 Contracted general activity (UDA)	17,246
Carry forward general activity (UDA)	0
16/17 Contracted orthodontic activity (UOA)	756
Carry forward orthodontic activity (UOA)	0
Baseline contract value	£445,958.19

ACCESS	Contract	England and Wales
24 month ratio of assessments to patient IDs	1.03	1.09

**ACTIVITY**


Month	Adjusted Scheduled Activity (UOA)	
	2016	2017
April	0	21
May	0	105
June	0	126
July	0	168
August	0	189
September	21	210
October	21	273
November	84	357
December	148	525
January	148	609
February	442	672
March	463	735
April	526	
May	526	
June	526	

**QUALITY**

	Contract Quantity	Contract Base Number	Contract *	Region	England
% of all assessments that were assess and fit appliances (rolling 12 month period)	39	39	100.0%	56.0%	56.6%
% of all assessments that were assess and refuse (rolling 12 month period)	0	39	0.0%	12.2%	11.8%
% of all assessments that were assess and review (rolling 12 month period)	0	39	0.0%	31.7%	31.6%
% of terminated courses where treatment was abandoned or discontinued (rolling 12 month period)	0	46	0.0%	7.9%	7.7%
% of completed treatments indicating that PAR score was taken (year to date)	41	46	89.1%	56.1%	58.4%
Rate of removable appliances per 100 fixed appliances - proposed treatment (rolling 12 month period)	4	40	10.00	5.53	5.64
Rate of removable appliances per 100 fixed appliances - completed treatment (rolling 12 month period)	1	50	2.00	4.24	4.81
% of courses of treatment with removable appliances only - proposed treatment (rolling 12 month period)	0	39	0.0%	1.5%	2.0%
% of courses of treatment with removable appliances only - completed treatment (rolling 12 month period)	0	46	0.0%	1.0%	1.5%
% of patients satisfied with the treatment they have received (rolling 12 month period)	0	0	N/A	96.6%	96.0%

\* Figures in italics indicate that the base number is less than 100.

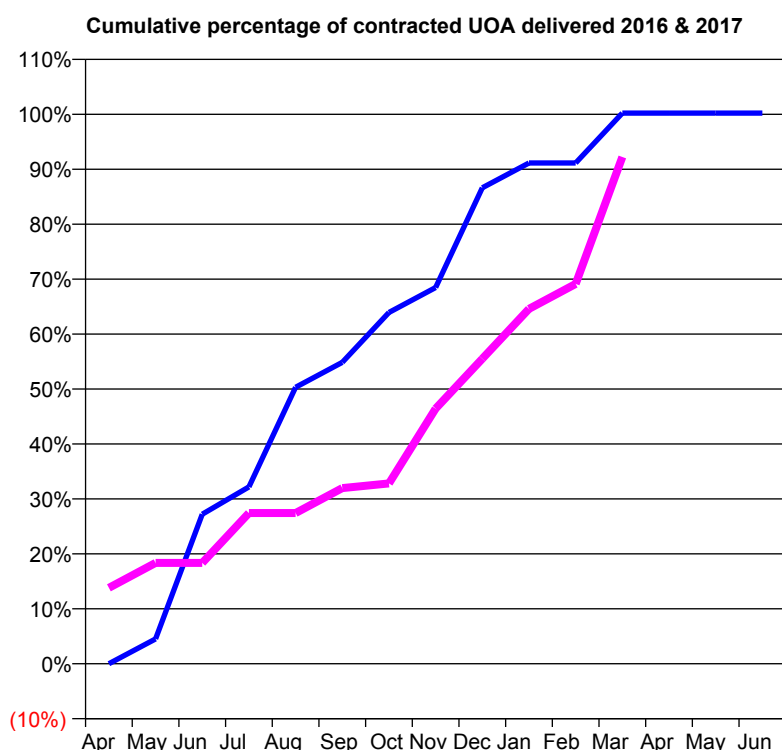
**Q50 - Vital Signs Orthodontic At a Glance Contract Report for 158488/0001 - March 2017**

Name or company name	Bedale Dental Practice Ltd
Contract type name	GDS Contract
Purpose of contract	General and Orthodontic
Contract start date	01/02/2012
Contract end date	

16/17 Contracted general activity (UDA)	3,500
Carry forward general activity (UDA)	0
16/17 Contracted orthodontic activity (UOA)	463
Carry forward orthodontic activity (UOA)	-1
Baseline contract value	£118,014.44

**ACCESS**

	Contract	England and Wales
24 month ratio of assessments to patient IDs	1.02	1.09

**ACTIVITY**


Month	Adjusted Scheduled Activity (UOA)	
	2016	2017
April	0	64
May	21	85
June	126	85
July	149	127
August	233	127
September	254	148
October	296	152
November	317	215
December	401	257
January	422	299
February	422	320
March	464	427
April	464	
May	464	
June	464	

**QUALITY**

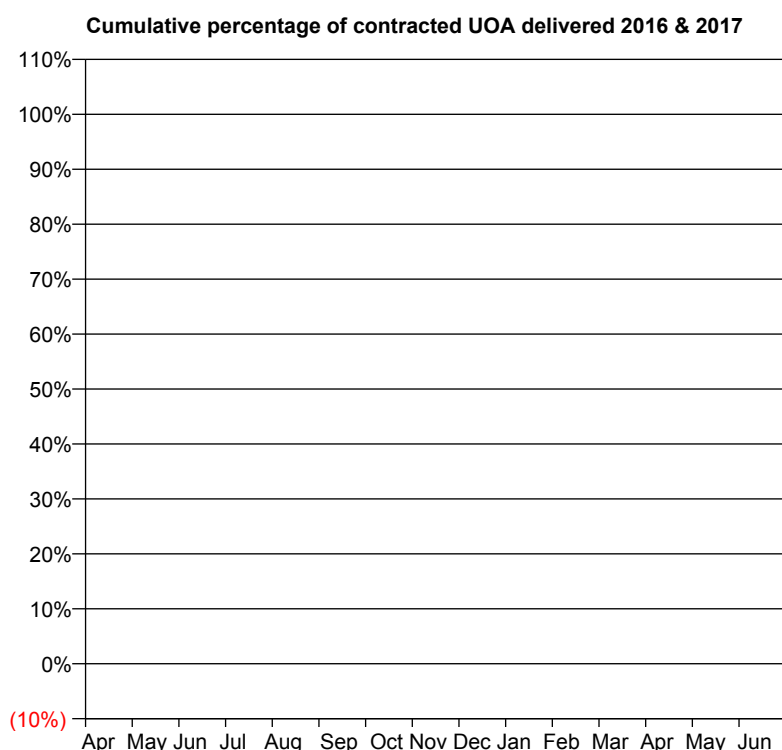
	Contract Quantity	Contract Base Number	Contract *	Region	England
% of all assessments that were assess and fit appliances (rolling 12 month period)	22	22	100.0%	56.0%	56.6%
% of all assessments that were assess and refuse (rolling 12 month period)	0	22	0.0%	12.2%	11.8%
% of all assessments that were assess and review (rolling 12 month period)	0	22	0.0%	31.7%	31.6%
% of terminated courses where treatment was abandoned or discontinued (rolling 12 month period)	5	14	35.7%	7.9%	7.7%
% of completed treatments indicating that PAR score was taken (year to date)	8	9	88.9%	56.1%	58.4%
Rate of removable appliances per 100 fixed appliances - proposed treatment (rolling 12 month period)	3	38	7.89	5.53	5.64
Rate of removable appliances per 100 fixed appliances - completed treatment (rolling 12 month period)	0	0	N/A	4.24	4.81
% of courses of treatment with removable appliances only - proposed treatment (rolling 12 month period)	2	22	9.1%	1.5%	2.0%
% of courses of treatment with removable appliances only - completed treatment (rolling 12 month period)	0	9	0.0%	1.0%	1.5%
% of patients satisfied with the treatment they have received (rolling 12 month period)	0	0	N/A	96.6%	96.0%

\* Figures in italics indicate that the base number is less than 100.

**Q50 - Vital Signs Orthodontic At a Glance Contract Report for 164690/0001 - March 2017**

Name or company name	IDH 477 Limited	16/17 Contracted general activity (UDA)	11,845
Contract type name	GDS Contract	Carry forward general activity (UDA)	0
Purpose of contract	General	16/17 Contracted orthodontic activity (UOA)	0
Contract start date	01/04/2008	Carry forward orthodontic activity (UOA)	0
Contract end date		Baseline contract value	£367,703.29

ACCESS	Contract	England and Wales
24 month ratio of assessments to patient IDs	1.00	1.09

**ACTIVITY**


Month	Adjusted Scheduled Activity (UOA)	
	2016	2017
April	0	0
May	0	0
June	0	0
July	0	1
August	0	1
September	0	1
October	0	1
November	0	1
December	0	1
January	0	1
February	0	1
March	0	1
April	0	
May	0	
June	0	

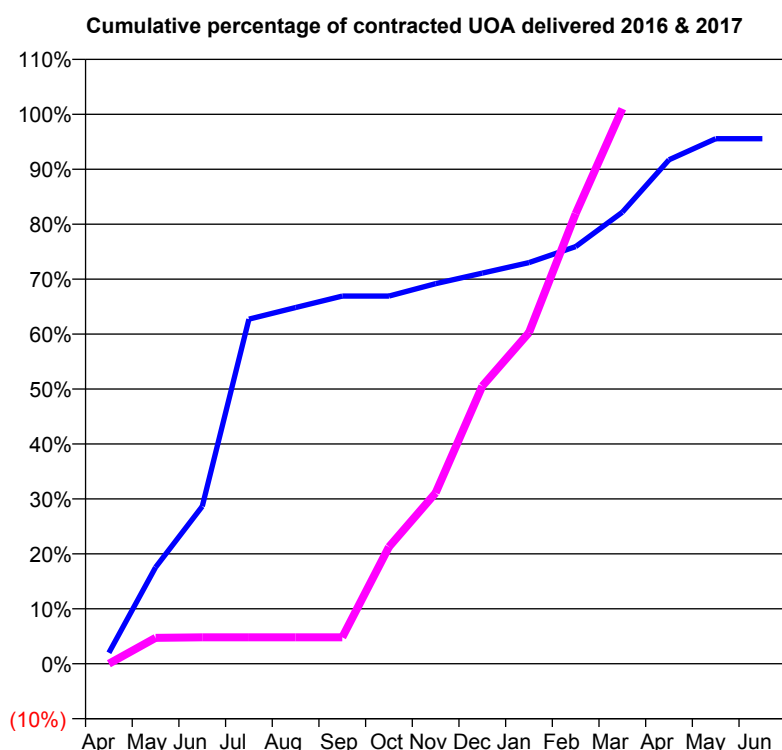
QUALITY	Contract Quantity	Contract Base Number	Contract *	Region	England
% of all assessments that were assess and fit appliances (rolling 12 month period)	0	1	0.0%	56.0%	56.6%
% of all assessments that were assess and refuse (rolling 12 month period)	0	1	0.0%	12.2%	11.8%
% of all assessments that were assess and review (rolling 12 month period)	1	1	100.0%	31.7%	31.6%
% of terminated courses where treatment was abandoned or discontinued (rolling 12 month period)	0	0	N/A	7.9%	7.7%
% of completed treatments indicating that PAR score was taken (year to date)	0	0	N/A	56.1%	58.4%
Rate of removable appliances per 100 fixed appliances - proposed treatment (rolling 12 month period)	0	0	N/A	5.53	5.64
Rate of removable appliances per 100 fixed appliances - completed treatment (rolling 12 month period)	0	0	N/A	4.24	4.81
% of courses of treatment with removable appliances only - proposed treatment (rolling 12 month period)	0	0	N/A	1.5%	2.0%
% of courses of treatment with removable appliances only - completed treatment (rolling 12 month period)	0	0	N/A	1.0%	1.5%
% of patients satisfied with the treatment they have received (rolling 12 month period)	0	0	N/A	96.6%	96.0%

\* Figures in italics indicate that the base number is less than 100.

**Q50 - Vital Signs Orthodontic At a Glance Contract Report for 164690/0002 - March 2017**

Name or company name	IDH 477 Limited	16/17 Contracted general activity (UDA)	0
Contract type name	GDS Contract	Carry forward general activity (UDA)	0
Purpose of contract	Orthodontic	16/17 Contracted orthodontic activity (UOA)	1,100
Contract start date	12/07/2009	Carry forward orthodontic activity (UOA)	0
Contract end date		Baseline contract value	£71,346.80

ACCESS	Contract	England and Wales
24 month ratio of assessments to patient IDs	1.23	1.09

**ACTIVITY**


Month	Adjusted Scheduled Activity (UOA)	
	2016	2017
April	22	0
May	193	52
June	315	53
July	690	53
August	713	53
September	736	53
October	736	234
November	761	342
December	782	556
January	803	663
February	835	901
March	904	1,111
April	1,009	
May	1,051	
June	1,051	

**QUALITY**

	Contract Quantity	Contract Base Number	Contract *	Region	England
% of all assessments that were assess and fit appliances (rolling 12 month period)	59	126	46.8%	56.0%	56.6%
% of all assessments that were assess and refuse (rolling 12 month period)	3	126	2.4%	12.2%	11.8%
% of all assessments that were assess and review (rolling 12 month period)	64	126	50.8%	31.7%	31.6%
% of terminated courses where treatment was abandoned or discontinued (rolling 12 month period)	0	7	0.0%	7.9%	7.7%
% of completed treatments indicating that PAR score was taken (year to date)	0	7	0.0%	56.1%	58.4%
Rate of removable appliances per 100 fixed appliances - proposed treatment (rolling 12 month period)	0	102	0.00	5.53	5.64
Rate of removable appliances per 100 fixed appliances - completed treatment (rolling 12 month period)	0	4	0.00	4.24	4.81
% of courses of treatment with removable appliances only - proposed treatment (rolling 12 month period)	0	59	0.0%	1.5%	2.0%
% of courses of treatment with removable appliances only - completed treatment (rolling 12 month period)	0	7	0.0%	1.0%	1.5%
% of patients satisfied with the treatment they have received (rolling 12 month period)	3	3	100.0%	96.6%	96.0%

\* Figures in italics indicate that the base number is less than 100.



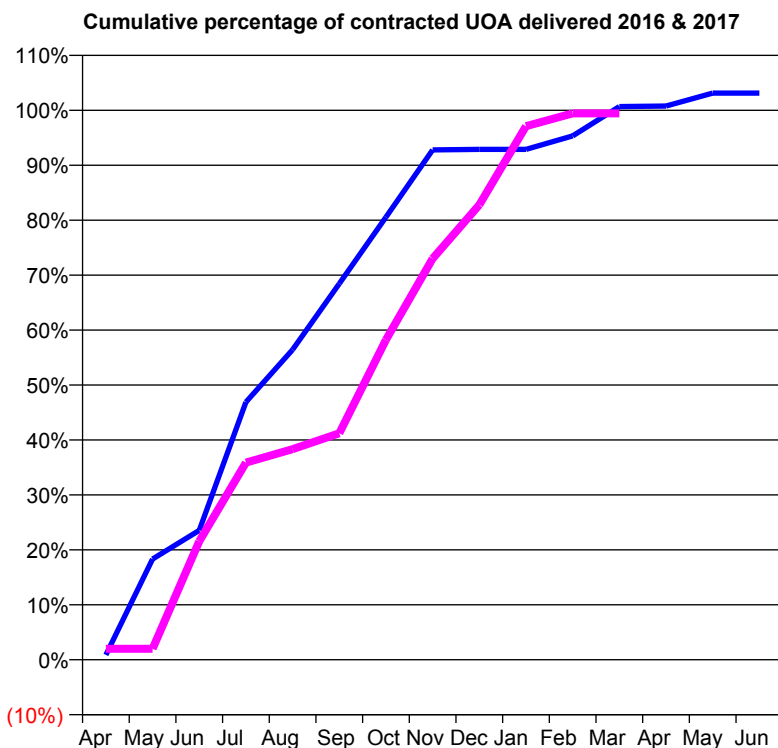
**Q50 - Vital Signs Orthodontic At a Glance Contract Report for 170690/0001 - March 2017**

Name or company name	Church House Dental Practice
Contract type name	GDS Contract
Purpose of contract	General and Orthodontic
Contract start date	18/03/2014
Contract end date	

16/17 Contracted general activity (UDA)	26,382
Carry forward general activity (UDA)	338
16/17 Contracted orthodontic activity (UOA)	900
Carry forward orthodontic activity (UOA)	-18
Baseline contract value	£884,446.55

**ACCESS**

	Contract	England and Wales
24 month ratio of assessments to patient IDs	1.28	1.09

**ACTIVITY**


Month	Adjusted Scheduled Activity (UOA)	
	2016	2017
April	8	18
May	165	18
June	212	194
July	422	323
August	508	345
September	616	371
October	725	524
November	835	657
December	836	745
January	836	874
February	858	895
March	906	895
April	907	
May	928	
June	928	

**QUALITY**

	Contract Quantity	Contract Base Number	Contract *	Region	England
% of all assessments that were assess and fit appliances (rolling 12 month period)	43	77	55.8%	56.0%	56.6%
% of all assessments that were assess and refuse (rolling 12 month period)	8	77	10.4%	12.2%	11.8%
% of all assessments that were assess and review (rolling 12 month period)	26	77	33.8%	31.7%	31.6%
% of terminated courses where treatment was abandoned or discontinued (rolling 12 month period)	0	6	0.0%	7.9%	7.7%
% of completed treatments indicating that PAR score was taken (year to date)	3	6	50.0%	56.1%	58.4%
Rate of removable appliances per 100 fixed appliances - proposed treatment (rolling 12 month period)	0	64	0.00	5.53	5.64
Rate of removable appliances per 100 fixed appliances - completed treatment (rolling 12 month period)	0	10	0.00	4.24	4.81
% of courses of treatment with removable appliances only - proposed treatment (rolling 12 month period)	0	43	0.0%	1.5%	2.0%
% of courses of treatment with removable appliances only - completed treatment (rolling 12 month period)	0	6	0.0%	1.0%	1.5%
% of patients satisfied with the treatment they have received (rolling 12 month period)	2	2	100.0%	96.6%	96.0%

\* Figures in italics indicate that the base number is less than 100.

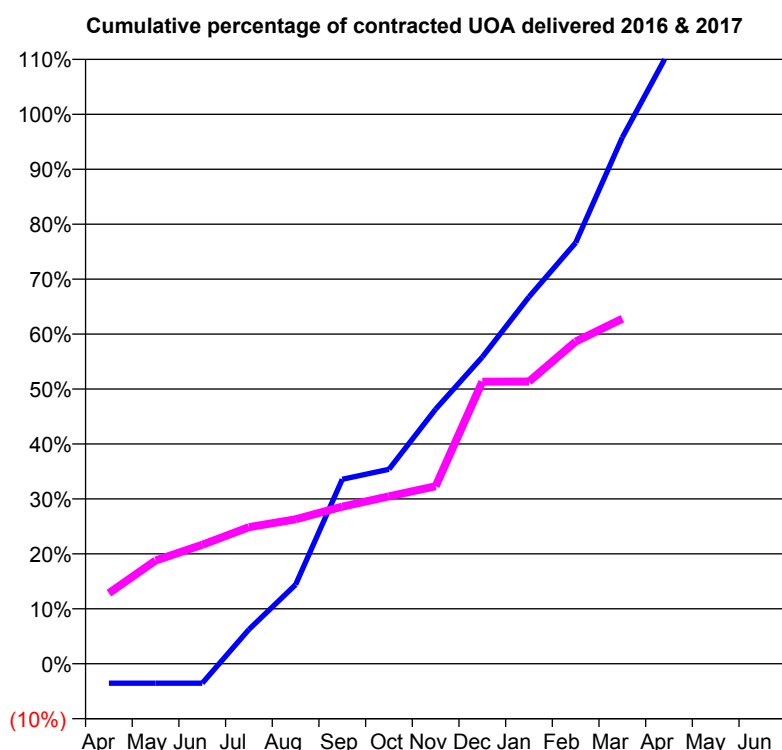
**Q50 - Vital Signs Orthodontic At a Glance Contract Report for 175927/0001 - March 2017**

Name or company name	Pierce and Geddes Limited
Contract type name	PDS Contract
Purpose of contract	Orthodontic
Contract start date	01/03/2013
Contract end date	28/02/2018

16/17 Contracted general activity (UDA)	0
Carry forward general activity (UDA)	0
16/17 Contracted orthodontic activity (UOA)	4,600
Carry forward orthodontic activity (UOA)	-548
Baseline contract value	£242,046.02

**ACCESS**

	Contract	England and Wales
24 month ratio of assessments to patient IDs	1.18	1.09

**ACTIVITY**


Month	Adjusted Scheduled Activity (UOA)	
	2016	2017
April	-164	591
May	-164	865
June	-164	996
July	288	1,144
August	662	1,209
September	1,544	1,316
October	1,628	1,401
November	2,131	1,486
December	2,568	2,362
January	3,071	2,363
February	3,525	2,697
March	4,407	2,888
April	5,127	
May	5,148	
June	5,148	

**QUALITY**

	Contract Quantity	Contract Base Number	Contract *	Region	England
% of all assessments that were assess and fit appliances (rolling 12 month period)	153	331	46.2%	56.0%	56.6%
% of all assessments that were assess and refuse (rolling 12 month period)	9	331	2.7%	12.2%	11.8%
% of all assessments that were assess and review (rolling 12 month period)	169	331	51.1%	31.7%	31.6%
% of terminated courses where treatment was abandoned or discontinued (rolling 12 month period)	4	10	40.0%	7.9%	7.7%
% of completed treatments indicating that PAR score was taken (year to date)	1	6	16.7%	56.1%	58.4%
Rate of removable appliances per 100 fixed appliances - proposed treatment (rolling 12 month period)	0	4	0.00	5.53	5.64
Rate of removable appliances per 100 fixed appliances - completed treatment (rolling 12 month period)	0	0	N/A	4.24	4.81
% of courses of treatment with removable appliances only - proposed treatment (rolling 12 month period)	0	153	0.0%	1.5%	2.0%
% of courses of treatment with removable appliances only - completed treatment (rolling 12 month period)	0	6	0.0%	1.0%	1.5%
% of patients satisfied with the treatment they have received (rolling 12 month period)	5	6	83.3%	96.6%	96.0%

\* Figures in italics indicate that the base number is less than 100.

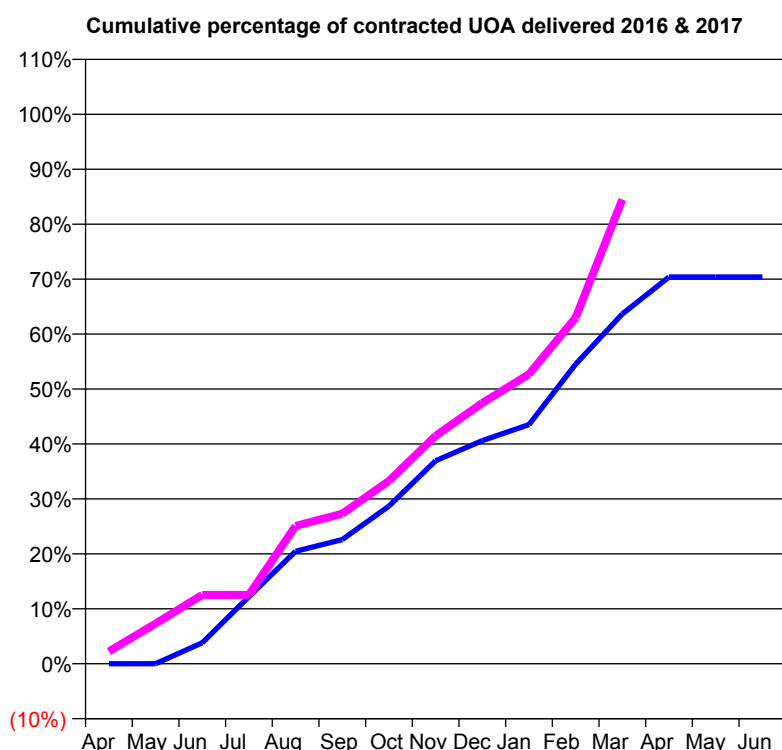
**Q50 - Vital Signs Orthodontic At a Glance Contract Report for 177032/0001 - March 2017**

Name or company name	Orchard House Dental Care
Contract type name	GDS Contract
Purpose of contract	General and Orthodontic
Contract start date	01/04/2015
Contract end date	

16/17 Contracted general activity (UDA)	390
Carry forward general activity (UDA)	-8
16/17 Contracted orthodontic activity (UOA)	134
Carry forward orthodontic activity (UOA)	0
Baseline contract value	£27,476.05

**ACCESS**

	Contract	England and Wales
24 month ratio of assessments to patient IDs	1.42	1.09

**ACTIVITY**


Month	Adjusted Scheduled Activity (UOA)	
	2016	2017
April	0	3
May	0	10
June	5	17
July	16	17
August	27	34
September	30	37
October	38	45
November	48	56
December	53	64
January	57	71
February	71	84
March	83	113
April	92	
May	92	
June	92	

**QUALITY**

	Contract Quantity	Contract Base Number	Contract *	Region	England
% of all assessments that were assess and fit appliances (rolling 12 month period)	1	100	1.0%	56.0%	56.6%
% of all assessments that were assess and refuse (rolling 12 month period)	34	100	34.0%	12.2%	11.8%
% of all assessments that were assess and review (rolling 12 month period)	65	100	65.0%	31.7%	31.6%
% of terminated courses where treatment was abandoned or discontinued (rolling 12 month period)	0	0	N/A	7.9%	7.7%
% of completed treatments indicating that PAR score was taken (year to date)	0	0	N/A	56.1%	58.4%
Rate of removable appliances per 100 fixed appliances - proposed treatment (rolling 12 month period)	0	0	N/A	5.53	5.64
Rate of removable appliances per 100 fixed appliances - completed treatment (rolling 12 month period)	0	0	N/A	4.24	4.81
% of courses of treatment with removable appliances only - proposed treatment (rolling 12 month period)	0	1	0.0%	1.5%	2.0%
% of courses of treatment with removable appliances only - completed treatment (rolling 12 month period)	0	0	N/A	1.0%	1.5%
% of patients satisfied with the treatment they have received (rolling 12 month period)	0	0	N/A	96.6%	96.0%

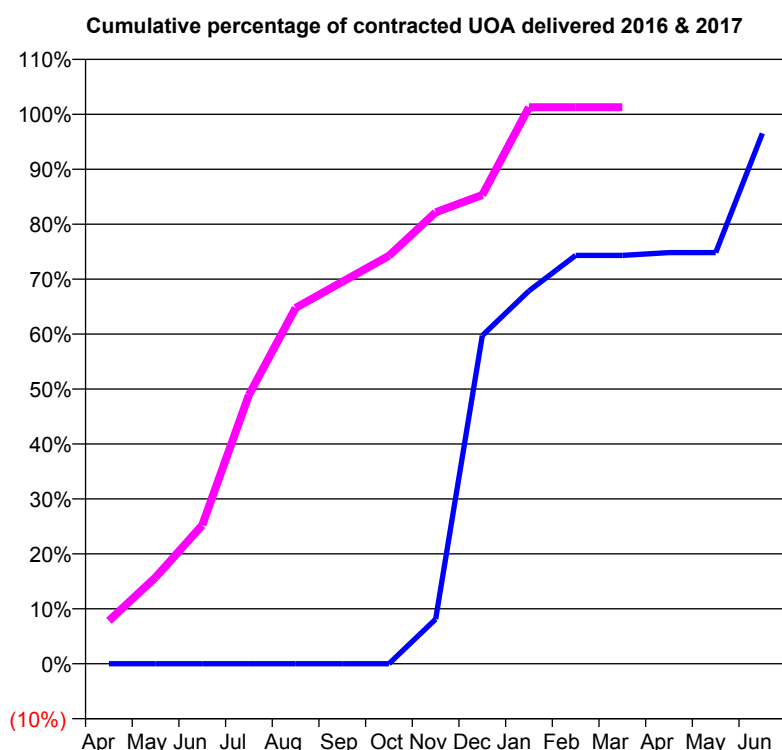
\* Figures in italics indicate that the base number is less than 100.

**Q50 - Vital Signs Orthodontic At a Glance Contract Report for 177717/0003 - March 2017**

Name or company name	Smile Lincs Ltd	16/17 Contracted general activity (UDA)	0
Contract type name	PDS Contract	Carry forward general activity (UDA)	0
Purpose of contract	Orthodontic	16/17 Contracted orthodontic activity (UOA)	1,328
Contract start date	01/09/2015	Carry forward orthodontic activity (UOA)	27
Contract end date	31/03/2018	Baseline contract value	£84,436.02

**ACCESS**

	Contract	England and Wales
24 month ratio of assessments to patient IDs	1.16	1.09

**ACTIVITY**


Month	Adjusted Scheduled Activity (UOA)	
	2016	2017
April	0	104
May	0	209
June	0	335
July	0	650
August	0	860
September	0	923
October	0	986
November	63	1,091
December	463	1,133
January	526	1,345
February	576	1,345
March	576	1,345
April	580	
May	580	
June	748	

**QUALITY**

	Contract Quantity	Contract Base Number	Contract *	Region	England
% of all assessments that were assess and fit appliances (rolling 12 month period)	73	83	88.0%	56.0%	56.6%
% of all assessments that were assess and refuse (rolling 12 month period)	2	83	2.4%	12.2%	11.8%
% of all assessments that were assess and review (rolling 12 month period)	8	83	9.6%	31.7%	31.6%
% of terminated courses where treatment was abandoned or discontinued (rolling 12 month period)	2	53	3.8%	7.9%	7.7%
% of completed treatments indicating that PAR score was taken (year to date)	50	51	98.0%	56.1%	58.4%
Rate of removable appliances per 100 fixed appliances - proposed treatment (rolling 12 month period)	2	121	1.65	5.53	5.64
Rate of removable appliances per 100 fixed appliances - completed treatment (rolling 12 month period)	0	7	0.00	4.24	4.81
% of courses of treatment with removable appliances only - proposed treatment (rolling 12 month period)	0	73	0.0%	1.5%	2.0%
% of courses of treatment with removable appliances only - completed treatment (rolling 12 month period)	0	51	0.0%	1.0%	1.5%
% of patients satisfied with the treatment they have received (rolling 12 month period)	3	3	100.0%	96.6%	96.0%

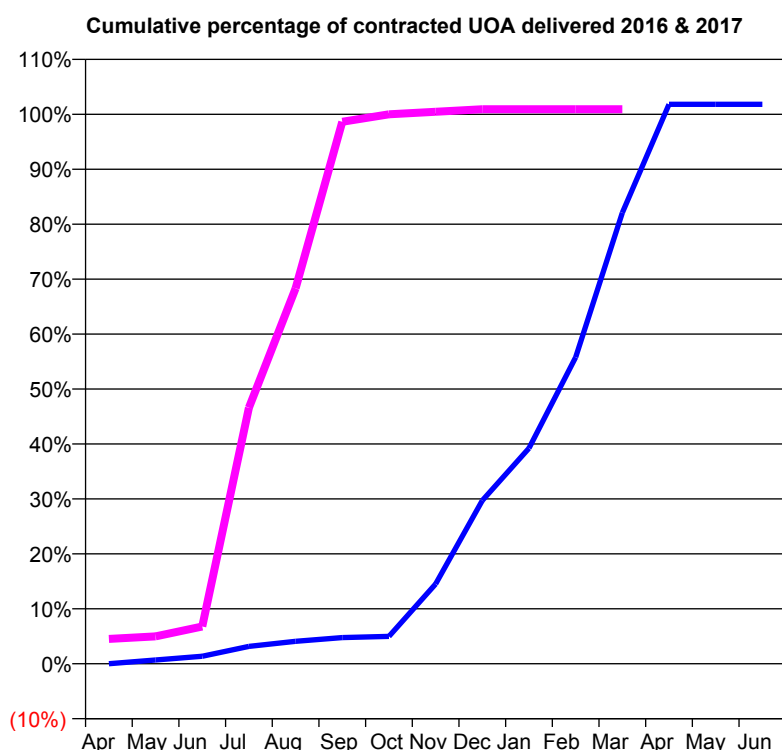
\* Figures in italics indicate that the base number is less than 100.

**Q50 - Vital Signs Orthodontic At a Glance Contract Report for 178691/0001 - March 2017**

Name or company name	The Regent Street Dental Practice	16/17 Contracted general activity (UDA)	5,508
Contract type name	GDS Contract	Carry forward general activity (UDA)	26
Purpose of contract	General and Orthodontic	16/17 Contracted orthodontic activity (UOA)	221
Contract start date	01/10/2014	Carry forward orthodontic activity (UOA)	-8
Contract end date		Baseline contract value	£160,946.79

**ACCESS**

	Contract	England and Wales
24 month ratio of assessments to patient IDs	1.07	1.09

**ACTIVITY**


Month	Adjusted Scheduled Activity (UOA)	
	2016	2017
April	0	10
May	3	11
June	6	15
July	14	103
August	18	151
September	21	218
October	22	221
November	64	222
December	131	223
January	173	223
February	246	223
March	362	223
April	449	
May	449	
June	449	

**QUALITY**

	Contract Quantity	Contract Base Number	Contract *	Region	England
% of all assessments that were assess and fit appliances (rolling 12 month period)	13	44	29.5%	56.0%	56.6%
% of all assessments that were assess and refuse (rolling 12 month period)	22	44	50.0%	12.2%	11.8%
% of all assessments that were assess and review (rolling 12 month period)	9	44	20.5%	31.7%	31.6%
% of terminated courses where treatment was abandoned or discontinued (rolling 12 month period)	1	12	8.3%	7.9%	7.7%
% of completed treatments indicating that PAR score was taken (year to date)	7	11	63.6%	56.1%	58.4%
Rate of removable appliances per 100 fixed appliances - proposed treatment (rolling 12 month period)	0	0	N/A	5.53	5.64
Rate of removable appliances per 100 fixed appliances - completed treatment (rolling 12 month period)	3	9	33.33	4.24	4.81
% of courses of treatment with removable appliances only - proposed treatment (rolling 12 month period)	0	13	0.0%	1.5%	2.0%
% of courses of treatment with removable appliances only - completed treatment (rolling 12 month period)	0	11	0.0%	1.0%	1.5%
% of patients satisfied with the treatment they have received (rolling 12 month period)	1	1	100.0%	96.6%	96.0%

\* Figures in italics indicate that the base number is less than 100.

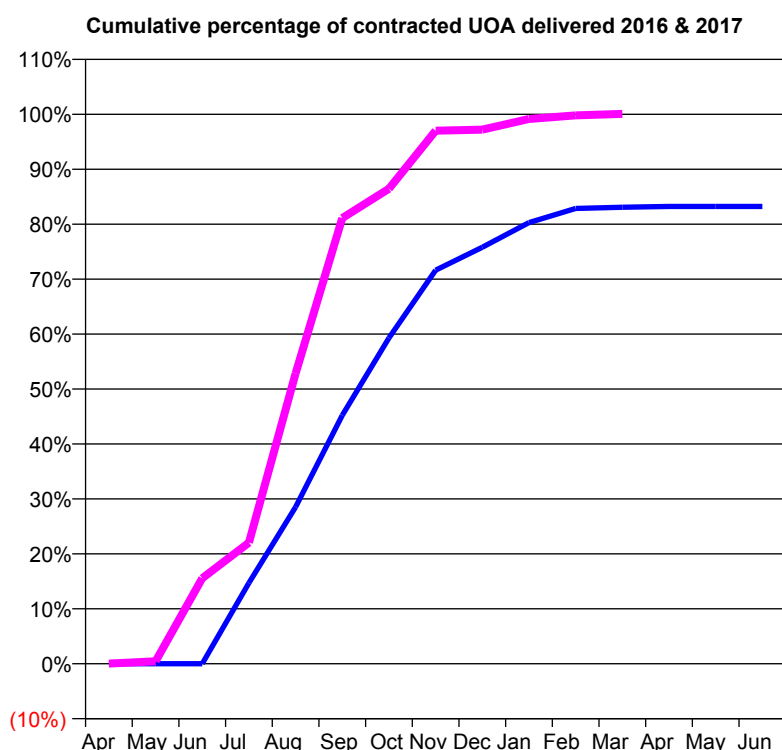
**Q50 - Vital Signs Orthodontic At a Glance Contract Report for 183652/0003 - March 2017**

Name or company name	Haricovert Limited
Contract type name	PDS Contract
Purpose of contract	Orthodontic
Contract start date	01/05/2015
Contract end date	31/03/2019

16/17 Contracted general activity (UDA)	0
Carry forward general activity (UDA)	0
16/17 Contracted orthodontic activity (UOA)	7,889
Carry forward orthodontic activity (UOA)	0
Baseline contract value	£415,098.82

**ACCESS**

	Contract	England and Wales
24 month ratio of assessments to patient IDs	1.00	1.09

**ACTIVITY**


Month	Adjusted Scheduled Activity (UOA)	
	2016	2017
April	0	2
May	0	36
June	0	1,228
July	1,065	1,740
August	2,063	4,169
September	3,271	6,398
October	4,288	6,821
November	5,179	7,652
December	5,481	7,669
January	5,807	7,821
February	5,992	7,874
March	6,008	7,895
April	6,018	
May	6,018	
June	6,018	

**QUALITY**

	Contract Quantity	Contract Base Number	Contract *	Region	England
% of all assessments that were assess and fit appliances (rolling 12 month period)	379	609	62.2%	56.0%	56.6%
% of all assessments that were assess and refuse (rolling 12 month period)	128	609	21.0%	12.2%	11.8%
% of all assessments that were assess and review (rolling 12 month period)	102	609	16.7%	31.7%	31.6%
% of terminated courses where treatment was abandoned or discontinued (rolling 12 month period)	23	393	5.9%	7.9%	7.7%
% of completed treatments indicating that PAR score was taken (year to date)	14	370	3.8%	56.1%	58.4%
Rate of removable appliances per 100 fixed appliances - proposed treatment (rolling 12 month period)	102	715	14.27	5.53	5.64
Rate of removable appliances per 100 fixed appliances - completed treatment (rolling 12 month period)	139	687	20.23	4.24	4.81
% of courses of treatment with removable appliances only - proposed treatment (rolling 12 month period)	12	379	3.2%	1.5%	2.0%
% of courses of treatment with removable appliances only - completed treatment (rolling 12 month period)	5	370	1.4%	1.0%	1.5%
% of patients satisfied with the treatment they have received (rolling 12 month period)	7	7	100.0%	96.6%	96.0%

\* Figures in italics indicate that the base number is less than 100.

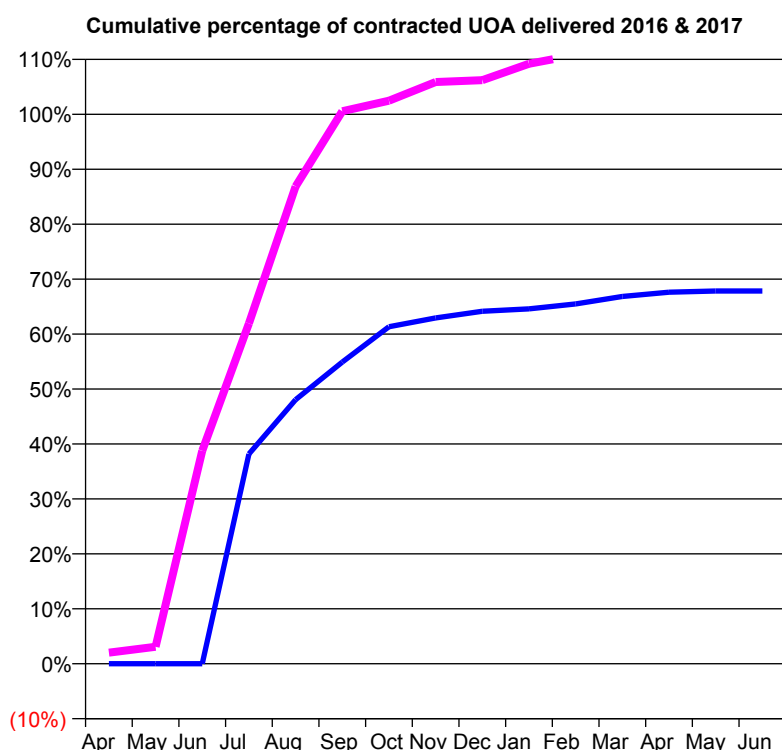
**Q50 - Vital Signs Orthodontic At a Glance Contract Report for 183652/0004 - March 2017**

Name or company name	Haricovert Limited
Contract type name	PDS Contract
Purpose of contract	Orthodontic
Contract start date	01/05/2015
Contract end date	31/12/2017

16/17 Contracted general activity (UDA)	0
Carry forward general activity (UDA)	0
16/17 Contracted orthodontic activity (UOA)	3,500
Carry forward orthodontic activity (UOA)	-70
Baseline contract value	£176,614.68

**ACCESS**

	Contract	England and Wales
24 month ratio of assessments to patient IDs	1.01	1.09

**ACTIVITY**


Month	Adjusted Scheduled Activity (UOA)	
	2016	2017
April	0	71
May	0	108
June	0	1,357
July	1,225	2,168
August	1,542	3,040
September	1,761	3,519
October	1,968	3,586
November	2,019	3,705
December	2,058	3,717
January	2,072	3,822
February	2,101	3,878
March	2,144	3,878
April	2,169	
May	2,176	
June	2,176	

**QUALITY**

	Contract Quantity	Contract Base Number	Contract *	Region	England
% of all assessments that were assess and fit appliances (rolling 12 month period)	172	487	35.3%	56.0%	56.6%
% of all assessments that were assess and refuse (rolling 12 month period)	203	487	41.7%	12.2%	11.8%
% of all assessments that were assess and review (rolling 12 month period)	112	487	23.0%	31.7%	31.6%
% of terminated courses where treatment was abandoned or discontinued (rolling 12 month period)	16	166	9.6%	7.9%	7.7%
% of completed treatments indicating that PAR score was taken (year to date)	14	150	9.3%	56.1%	58.4%
Rate of removable appliances per 100 fixed appliances - proposed treatment (rolling 12 month period)	59	325	18.15	5.53	5.64
Rate of removable appliances per 100 fixed appliances - completed treatment (rolling 12 month period)	49	281	17.44	4.24	4.81
% of courses of treatment with removable appliances only - proposed treatment (rolling 12 month period)	5	172	2.9%	1.5%	2.0%
% of courses of treatment with removable appliances only - completed treatment (rolling 12 month period)	3	150	2.0%	1.0%	1.5%
% of patients satisfied with the treatment they have received (rolling 12 month period)	5	5	100.0%	96.6%	96.0%

\* Figures in italics indicate that the base number is less than 100.

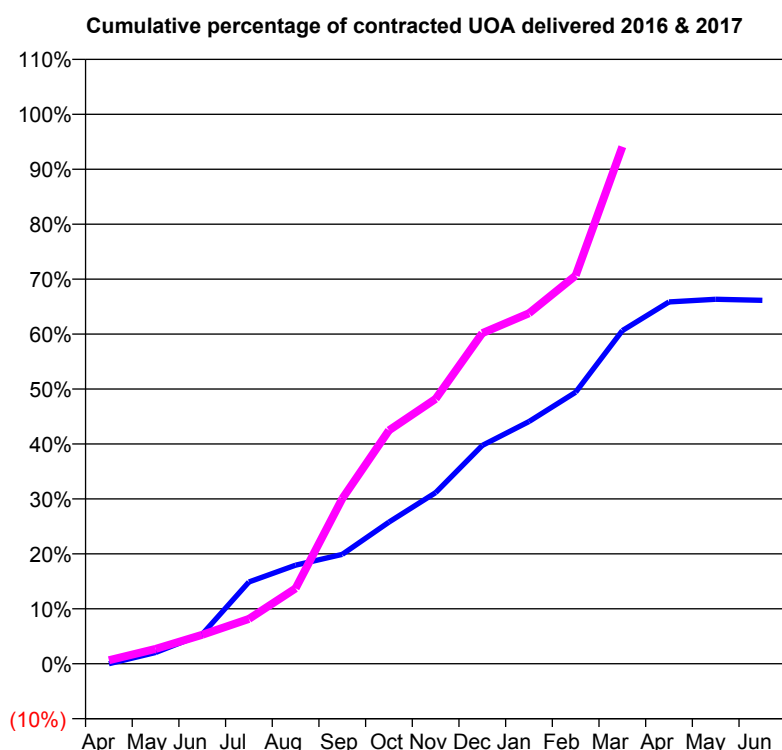
**Q50 - Vital Signs Orthodontic At a Glance Contract Report for 184268/0001 - March 2017**

Name or company name	Alpha Windmill (Bedale) Ltd
Contract type name	PDS Contract
Purpose of contract	Orthodontic
Contract start date	01/03/2012
Contract end date	31/03/2019

16/17 Contracted general activity (UDA)	0
Carry forward general activity (UDA)	0
16/17 Contracted orthodontic activity (UOA)	7,500
Carry forward orthodontic activity (UOA)	0
Baseline contract value	£402,563.81

**ACCESS**

	Contract	England and Wales
24 month ratio of assessments to patient IDs	1.13	1.09

**ACTIVITY**


Month	Adjusted Scheduled Activity (UOA)	
	2016	2017
April	1	49
May	193	203
June	508	396
July	1,410	613
August	1,699	1,030
September	1,886	2,254
October	2,441	3,186
November	2,949	3,615
December	3,762	4,513
January	4,174	4,784
February	4,678	5,300
March	5,741	7,058
April	6,235	
May	6,279	
June	6,262	

**QUALITY**

	Contract Quantity	Contract Base Number	Contract *	Region	England
% of all assessments that were assess and fit appliances (rolling 12 month period)	354	734	48.2%	56.0%	56.6%
% of all assessments that were assess and refuse (rolling 12 month period)	114	734	15.5%	12.2%	11.8%
% of all assessments that were assess and review (rolling 12 month period)	266	734	36.2%	31.7%	31.6%
% of terminated courses where treatment was abandoned or discontinued (rolling 12 month period)	40	239	16.7%	7.9%	7.7%
% of completed treatments indicating that PAR score was taken (year to date)	194	199	97.5%	56.1%	58.4%
Rate of removable appliances per 100 fixed appliances - proposed treatment (rolling 12 month period)	17	593	2.87	5.53	5.64
Rate of removable appliances per 100 fixed appliances - completed treatment (rolling 12 month period)	0	366	0.00	4.24	4.81
% of courses of treatment with removable appliances only - proposed treatment (rolling 12 month period)	6	354	1.7%	1.5%	2.0%
% of courses of treatment with removable appliances only - completed treatment (rolling 12 month period)	0	199	0.0%	1.0%	1.5%
% of patients satisfied with the treatment they have received (rolling 12 month period)	6	6	100.0%	96.6%	96.0%

\* Figures in italics indicate that the base number is less than 100.



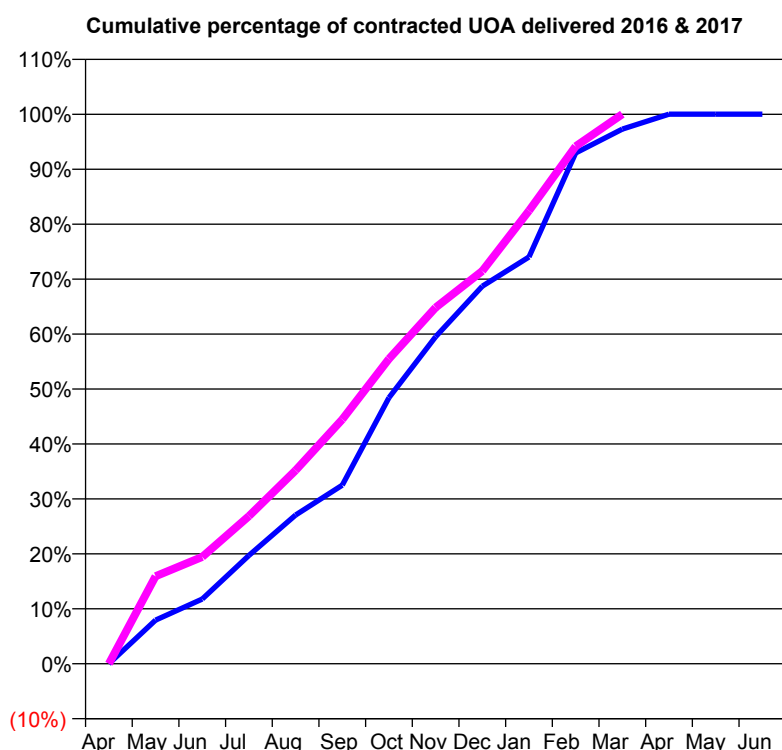
**Q50 - Vital Signs Orthodontic At a Glance Contract Report for 195561/0001 - March 2017**

Name or company name	ROBERTS-HARRY CLINIC LTD
Contract type name	PDS Contract
Purpose of contract	Orthodontic
Contract start date	01/05/2011
Contract end date	31/03/2019

16/17 Contracted general activity (UDA)	0
Carry forward general activity (UDA)	0
16/17 Contracted orthodontic activity (UOA)	16,192
Carry forward orthodontic activity (UOA)	-2
Baseline contract value	£907,637.74

**ACCESS**

	Contract	England and Wales
24 month ratio of assessments to patient IDs	1.02	1.09

**ACTIVITY**


Month	Adjusted Scheduled Activity (UOA)	
	2016	2017
April	1	2
May	1,288	2,580
June	1,909	3,148
July	3,192	4,350
August	4,383	5,699
September	5,265	7,200
October	7,842	8,985
November	9,636	10,497
December	11,126	11,572
January	11,986	13,348
February	15,052	15,249
March	15,753	16,194
April	16,194	
May	16,194	
June	16,194	

**QUALITY**

	Contract Quantity	Contract Base Number	Contract *	Region	England
% of all assessments that were assess and fit appliances (rolling 12 month period)	804	850	94.6%	56.0%	56.6%
% of all assessments that were assess and refuse (rolling 12 month period)	19	850	2.2%	12.2%	11.8%
% of all assessments that were assess and review (rolling 12 month period)	27	850	3.2%	31.7%	31.6%
% of terminated courses where treatment was abandoned or discontinued (rolling 12 month period)	15	630	2.4%	7.9%	7.7%
% of completed treatments indicating that PAR score was taken (year to date)	215	609	35.3%	56.1%	58.4%
Rate of removable appliances per 100 fixed appliances - proposed treatment (rolling 12 month period)	18	1,572	1.15	5.53	5.64
Rate of removable appliances per 100 fixed appliances - completed treatment (rolling 12 month period)	8	1,179	0.68	4.24	4.81
% of courses of treatment with removable appliances only - proposed treatment (rolling 12 month period)	1	804	0.1%	1.5%	2.0%
% of courses of treatment with removable appliances only - completed treatment (rolling 12 month period)	3	615	0.5%	1.0%	1.5%
% of patients satisfied with the treatment they have received (rolling 12 month period)	38	40	95.0%	96.6%	96.0%

\* Figures in italics indicate that the base number is less than 100.

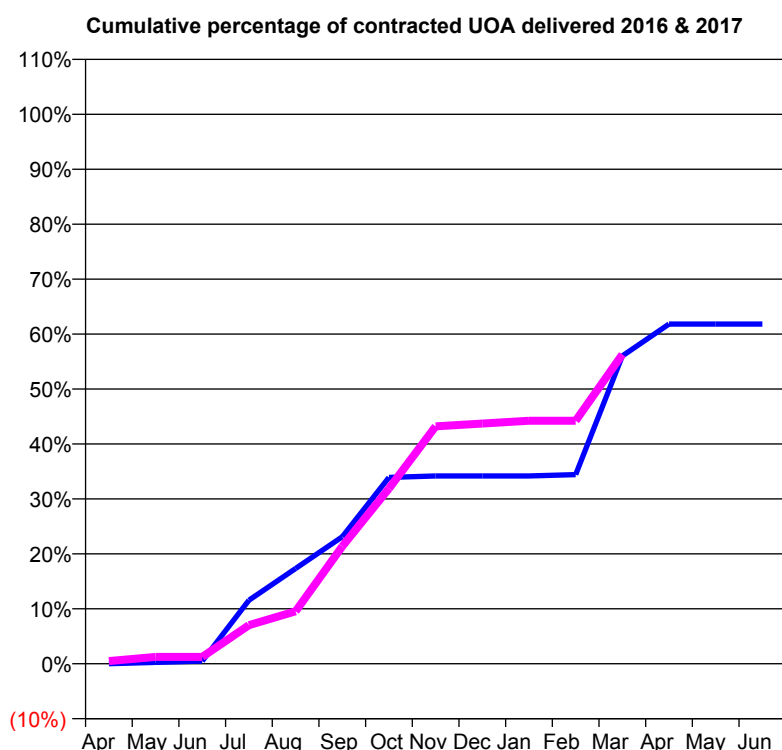
**Q50 - Vital Signs Orthodontic At a Glance Contract Report for 197580/0001 - March 2017**

Name or company name	CLOCK TOWER DENTAL CARE LTD.
Contract type name	GDS Contract
Purpose of contract	General and Orthodontic
Contract start date	01/12/2012
Contract end date	

16/17 Contracted general activity (UDA)	2,000
Carry forward general activity (UDA)	0
16/17 Contracted orthodontic activity (UOA)	398
Carry forward orthodontic activity (UOA)	0
Baseline contract value	£90,143.92

**ACCESS**

	Contract	England and Wales
24 month ratio of assessments to patient IDs	1.09	1.09

**ACTIVITY**


Month	Adjusted Scheduled Activity (UOA)	
	2016	2017
April	0	2
May	1	5
June	2	5
July	46	28
August	69	38
September	92	85
October	135	127
November	136	172
December	136	174
January	136	176
February	137	176
March	223	224
April	246	
May	246	
June	246	

**QUALITY**

	Contract Quantity	Contract Base Number	Contract *	Region	England
% of all assessments that were assess and fit appliances (rolling 12 month period)	11	44	25.0%	56.0%	56.6%
% of all assessments that were assess and refuse (rolling 12 month period)	13	44	29.5%	12.2%	11.8%
% of all assessments that were assess and review (rolling 12 month period)	20	44	45.5%	31.7%	31.6%
% of terminated courses where treatment was abandoned or discontinued (rolling 12 month period)	0	11	0.0%	7.9%	7.7%
% of completed treatments indicating that PAR score was taken (year to date)	9	11	81.8%	56.1%	58.4%
Rate of removable appliances per 100 fixed appliances - proposed treatment (rolling 12 month period)	3	10	30.00	5.53	5.64
Rate of removable appliances per 100 fixed appliances - completed treatment (rolling 12 month period)	0	6	0.00	4.24	4.81
% of courses of treatment with removable appliances only - proposed treatment (rolling 12 month period)	3	11	27.3%	1.5%	2.0%
% of courses of treatment with removable appliances only - completed treatment (rolling 12 month period)	0	11	0.0%	1.0%	1.5%
% of patients satisfied with the treatment they have received (rolling 12 month period)	1	1	100.0%	96.6%	96.0%

\* Figures in italics indicate that the base number is less than 100.

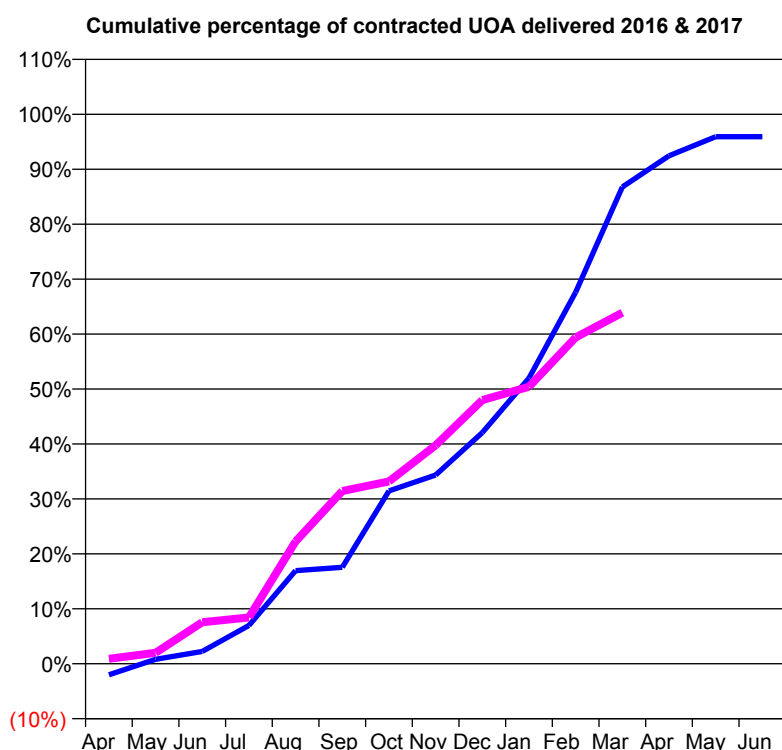
**Q50 - Vital Signs Orthodontic At a Glance Contract Report for 222577/0002 - March 2017**

Name or company name	MR AK FINN
Contract type name	GDS Contract
Purpose of contract	General and Orthodontic
Contract start date	01/12/2014
Contract end date	

16/17 Contracted general activity (UDA)	3,545
Carry forward general activity (UDA)	-71
16/17 Contracted orthodontic activity (UOA)	1,240
Carry forward orthodontic activity (UOA)	0
Baseline contract value	£192,449.26

**ACCESS**

	Contract	England and Wales
24 month ratio of assessments to patient IDs	1.29	1.09

**ACTIVITY**


Month	Adjusted Scheduled Activity (UOA)	
	2016	2017
April	-25	11
May	10	25
June	28	94
July	86	105
August	210	276
September	218	390
October	390	412
November	426	493
December	522	595
January	645	625
February	838	736
March	1,076	792
April	1,146	
May	1,189	
June	1,189	

**QUALITY**

	Contract Quantity	Contract Base Number	Contract *	Region	England
% of all assessments that were assess and fit appliances (rolling 12 month period)	35	186	18.8%	56.0%	56.6%
% of all assessments that were assess and refuse (rolling 12 month period)	0	186	0.0%	12.2%	11.8%
% of all assessments that were assess and review (rolling 12 month period)	151	186	81.2%	31.7%	31.6%
% of terminated courses where treatment was abandoned or discontinued (rolling 12 month period)	2	13	15.4%	7.9%	7.7%
% of completed treatments indicating that PAR score was taken (year to date)	6	11	54.5%	56.1%	58.4%
Rate of removable appliances per 100 fixed appliances - proposed treatment (rolling 12 month period)	6	62	9.68	5.53	5.64
Rate of removable appliances per 100 fixed appliances - completed treatment (rolling 12 month period)	1	15	6.67	4.24	4.81
% of courses of treatment with removable appliances only - proposed treatment (rolling 12 month period)	1	35	2.9%	1.5%	2.0%
% of courses of treatment with removable appliances only - completed treatment (rolling 12 month period)	1	11	9.1%	1.0%	1.5%
% of patients satisfied with the treatment they have received (rolling 12 month period)	0	0	N/A	96.6%	96.0%

\* Figures in italics indicate that the base number is less than 100.

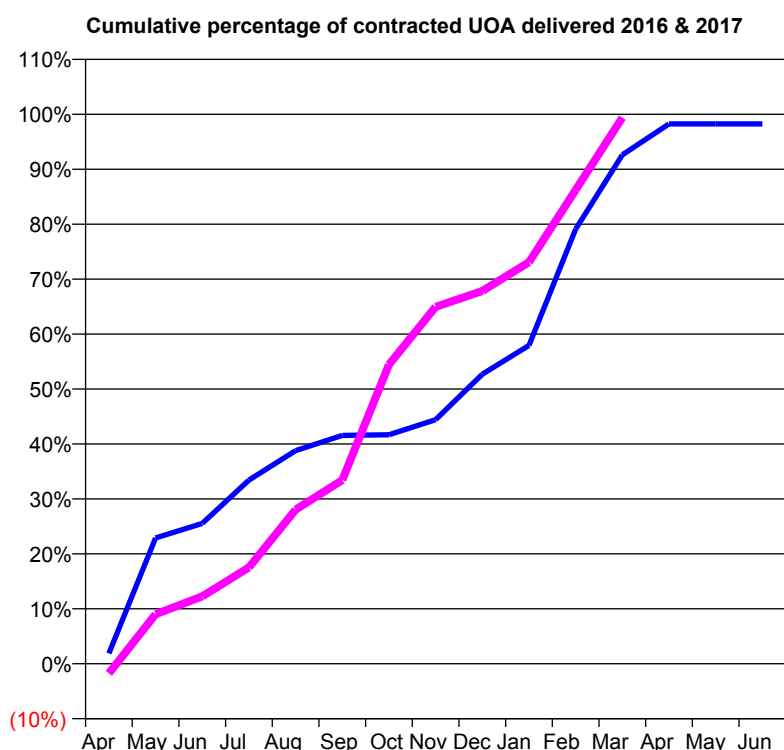
**Q50 - Vital Signs Orthodontic At a Glance Contract Report for 327212/0002 - March 2017**

Name or company name	MR AC NEWTON
Contract type name	PDS Contract
Purpose of contract	Orthodontic
Contract start date	12/08/2009
Contract end date	31/03/2018

16/17 Contracted general activity (UDA)	0
Carry forward general activity (UDA)	0
16/17 Contracted orthodontic activity (UOA)	799
Carry forward orthodontic activity (UOA)	14
Baseline contract value	£41,421.03

**ACCESS**

	Contract	England and Wales
24 month ratio of assessments to patient IDs	1.01	1.09

**ACTIVITY**


Month	Adjusted Scheduled Activity (UOA)	
	2016	2017
April	15	-14
May	183	72
June	204	98
July	267	140
August	310	224
September	332	267
October	333	435
November	355	519
December	421	542
January	463	584
February	632	689
March	740	794
April	785	
May	785	
June	785	

**QUALITY**

	Contract Quantity	Contract Base Number	Contract *	Region	England
% of all assessments that were assess and fit appliances (rolling 12 month period)	40	53	75.5%	56.0%	56.6%
% of all assessments that were assess and refuse (rolling 12 month period)	6	53	11.3%	12.2%	11.8%
% of all assessments that were assess and review (rolling 12 month period)	7	53	13.2%	31.7%	31.6%
% of terminated courses where treatment was abandoned or discontinued (rolling 12 month period)	2	35	5.7%	7.9%	7.7%
% of completed treatments indicating that PAR score was taken (year to date)	3	33	9.1%	56.1%	58.4%
Rate of removable appliances per 100 fixed appliances - proposed treatment (rolling 12 month period)	6	77	7.79	5.53	5.64
Rate of removable appliances per 100 fixed appliances - completed treatment (rolling 12 month period)	3	60	5.00	4.24	4.81
% of courses of treatment with removable appliances only - proposed treatment (rolling 12 month period)	0	40	0.0%	1.5%	2.0%
% of courses of treatment with removable appliances only - completed treatment (rolling 12 month period)	0	33	0.0%	1.0%	1.5%
% of patients satisfied with the treatment they have received (rolling 12 month period)	0	0	N/A	96.6%	96.0%

\* Figures in italics indicate that the base number is less than 100.

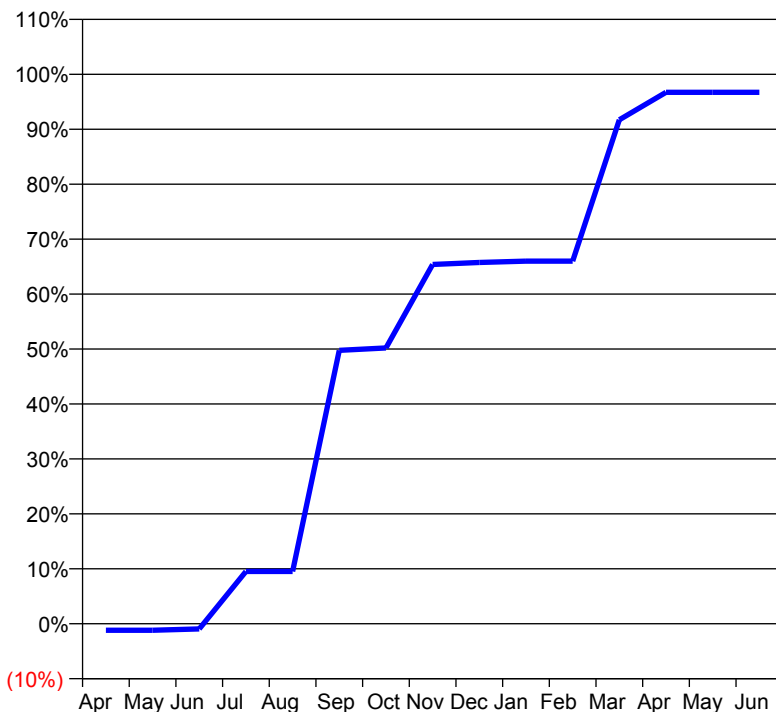
**Q50 - Vital Signs Orthodontic At a Glance Contract Report for 567205/0001 - March 2017**

Name or company name	MR AM CASSON
Contract type name	GDS Contract
Purpose of contract	General
Contract start date	01/04/2006
Contract end date	

16/17 Contracted general activity (UDA)	8,540
Carry forward general activity (UDA)	-71
16/17 Contracted orthodontic activity (UOA)	0
Carry forward orthodontic activity (UOA)	0
Baseline contract value	£255,571.68

**ACCESS**

	Contract	England and Wales
24 month ratio of assessments to patient IDs	1.10	1.09

**ACTIVITY**
**Cumulative percentage of contracted UOA delivered 2016 & 2017**

**Adjusted Scheduled Activity (UOA)**

Month	2016	2017
April	-5	0
May	-5	0
June	-4	0
July	40	0
August	40	21
September	209	21
October	211	21
November	275	22
December	276	22
January	277	23
February	277	23
March	385	23
April	406	
May	406	
June	406	

**QUALITY**

	Contract Quantity	Contract Base Number	Contract *	Region	England
% of all assessments that were assess and fit appliances (rolling 12 month period)	2	4	50.0%	56.0%	56.6%
% of all assessments that were assess and refuse (rolling 12 month period)	0	4	0.0%	12.2%	11.8%
% of all assessments that were assess and review (rolling 12 month period)	2	4	50.0%	31.7%	31.6%
% of terminated courses where treatment was abandoned or discontinued (rolling 12 month period)	4	17	23.5%	7.9%	7.7%
% of completed treatments indicating that PAR score was taken (year to date)	10	13	76.9%	56.1%	58.4%
Rate of removable appliances per 100 fixed appliances - proposed treatment (rolling 12 month period)	0	0	N/A	5.53	5.64
Rate of removable appliances per 100 fixed appliances - completed treatment (rolling 12 month period)	0	0	N/A	4.24	4.81
% of courses of treatment with removable appliances only - proposed treatment (rolling 12 month period)	0	2	0.0%	1.5%	2.0%
% of courses of treatment with removable appliances only - completed treatment (rolling 12 month period)	0	13	0.0%	1.0%	1.5%
% of patients satisfied with the treatment they have received (rolling 12 month period)	1	1	100.0%	96.6%	96.0%

\* Figures in italics indicate that the base number is less than 100.

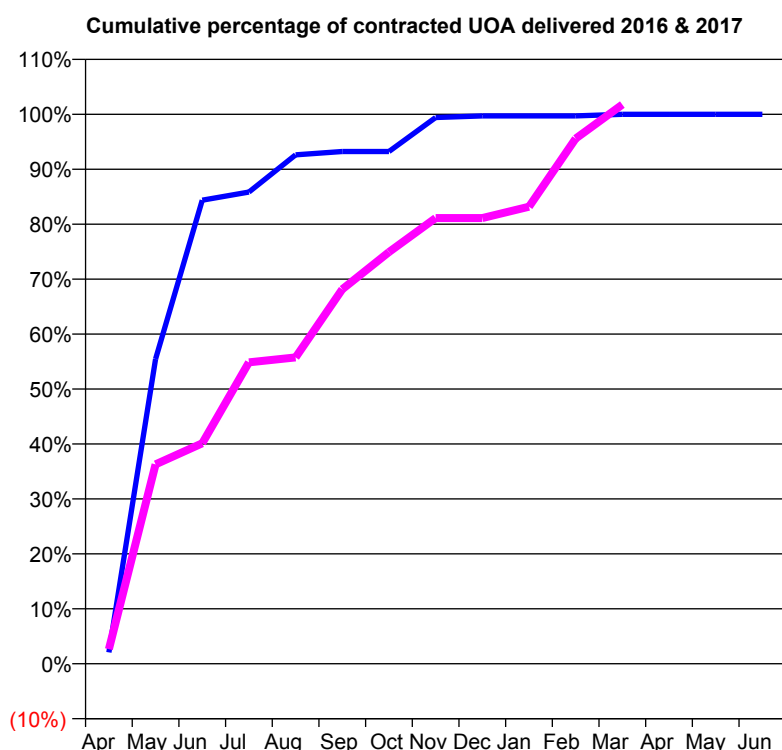
**Q50 - Vital Signs Orthodontic At a Glance Contract Report for 573973/0001 - March 2017**

Name or company name	MR SB JAMIESON
Contract type name	GDS Contract
Purpose of contract	General and Orthodontic
Contract start date	01/04/2006
Contract end date	

16/17 Contracted general activity (UDA)	8,938
Carry forward general activity (UDA)	355
16/17 Contracted orthodontic activity (UOA)	339
Carry forward orthodontic activity (UOA)	0
Baseline contract value	£226,087.70

**ACCESS**

	Contract	England and Wales
24 month ratio of assessments to patient IDs	1.17	1.09

**ACTIVITY**


Month	Adjusted Scheduled Activity (UOA)	
	2016	2017
April	7	9
May	188	123
June	286	136
July	291	186
August	314	189
September	316	231
October	316	254
November	337	275
December	338	275
January	338	282
February	338	324
March	339	345
April	339	
May	339	
June	339	

**QUALITY**

	Contract Quantity	Contract Base Number	Contract *	Region	England
% of all assessments that were assess and fit appliances (rolling 12 month period)	16	62	25.8%	56.0%	56.6%
% of all assessments that were assess and refuse (rolling 12 month period)	10	62	16.1%	12.2%	11.8%
% of all assessments that were assess and review (rolling 12 month period)	36	62	58.1%	31.7%	31.6%
% of terminated courses where treatment was abandoned or discontinued (rolling 12 month period)	3	7	42.9%	7.9%	7.7%
% of completed treatments indicating that PAR score was taken (year to date)	4	4	100.0%	56.1%	58.4%
Rate of removable appliances per 100 fixed appliances - proposed treatment (rolling 12 month period)	13	24	54.17	5.53	5.64
Rate of removable appliances per 100 fixed appliances - completed treatment (rolling 12 month period)	1	6	16.67	4.24	4.81
% of courses of treatment with removable appliances only - proposed treatment (rolling 12 month period)	3	16	18.8%	1.5%	2.0%
% of courses of treatment with removable appliances only - completed treatment (rolling 12 month period)	1	4	25.0%	1.0%	1.5%
% of patients satisfied with the treatment they have received (rolling 12 month period)	1	1	100.0%	96.6%	96.0%

\* Figures in italics indicate that the base number is less than 100.

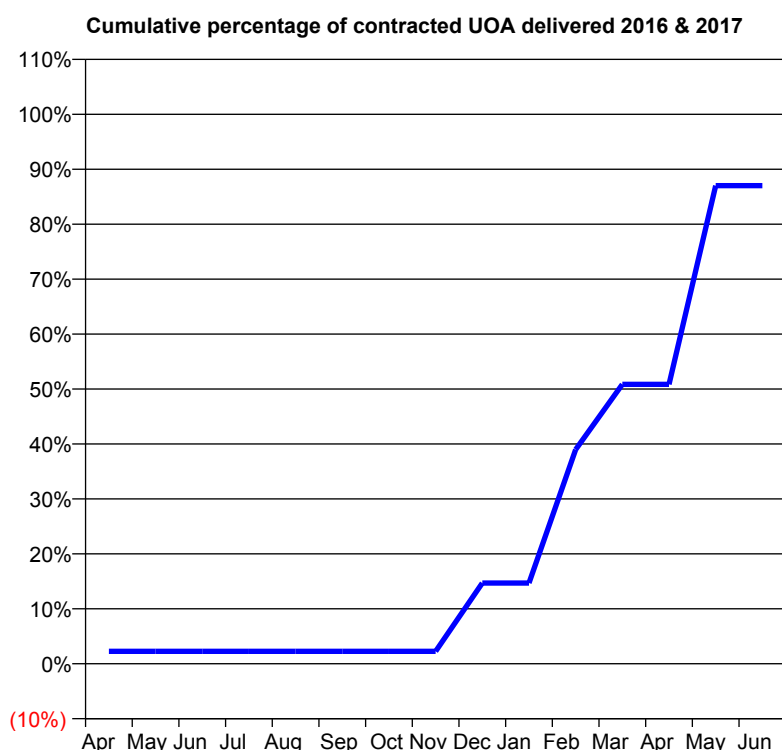
**Q50 - Vital Signs Orthodontic At a Glance Contract Report for 610194/0001 - March 2017**

Name or company name	MISS C DURNING
Contract type name	GDS Contract
Purpose of contract	General
Contract start date	01/01/2013
Contract end date	

16/17 Contracted general activity (UDA)	7,098
Carry forward general activity (UDA)	-110
16/17 Contracted orthodontic activity (UOA)	0
Carry forward orthodontic activity (UOA)	0
Baseline contract value	£183,044.80

**ACCESS**

	Contract	England and Wales
24 month ratio of assessments to patient IDs	1.08	1.09

**ACTIVITY**


Month	Adjusted Scheduled Activity (UOA)	
	2016	2017
April	4	0
May	4	0
June	4	0
July	4	0
August	4	0
September	4	0
October	4	42
November	4	42
December	26	42
January	26	42
February	69	42
March	90	42
April	90	
May	154	
June	154	

**QUALITY**

	Contract Quantity	Contract Base Number	Contract *	Region	England
% of all assessments that were assess and fit appliances (rolling 12 month period)	5	6	83.3%	56.0%	56.6%
% of all assessments that were assess and refuse (rolling 12 month period)	1	6	16.7%	12.2%	11.8%
% of all assessments that were assess and review (rolling 12 month period)	0	6	0.0%	31.7%	31.6%
% of terminated courses where treatment was abandoned or discontinued (rolling 12 month period)	0	1	0.0%	7.9%	7.7%
% of completed treatments indicating that PAR score was taken (year to date)	0	1	0.0%	56.1%	58.4%
Rate of removable appliances per 100 fixed appliances - proposed treatment (rolling 12 month period)	2	4	50.00	5.53	5.64
Rate of removable appliances per 100 fixed appliances - completed treatment (rolling 12 month period)	0	2	0.00	4.24	4.81
% of courses of treatment with removable appliances only - proposed treatment (rolling 12 month period)	2	5	40.0%	1.5%	2.0%
% of courses of treatment with removable appliances only - completed treatment (rolling 12 month period)	0	1	0.0%	1.0%	1.5%
% of patients satisfied with the treatment they have received (rolling 12 month period)	0	0	N/A	96.6%	96.0%

\* Figures in italics indicate that the base number is less than 100.

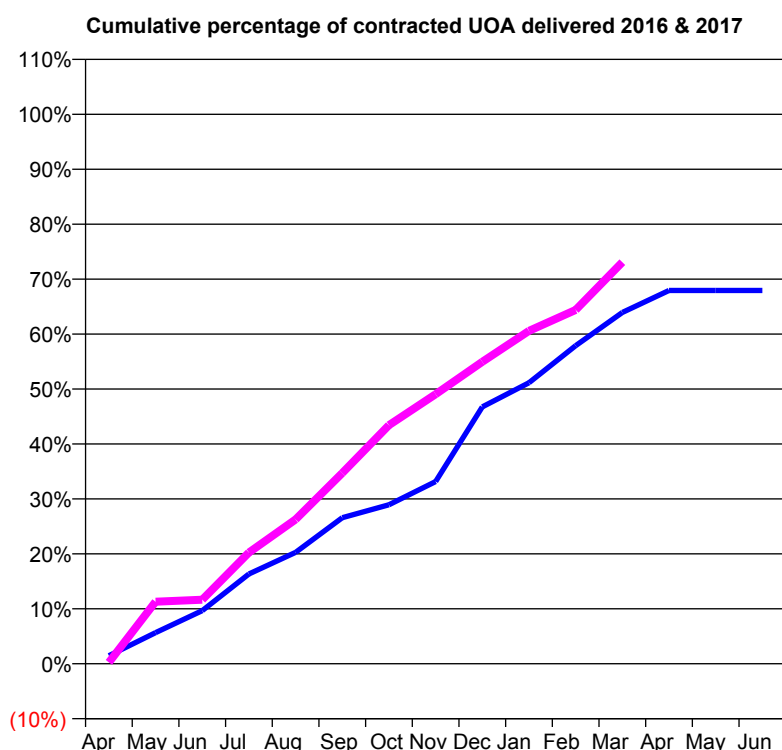
**Q50 - Vital Signs Orthodontic At a Glance Contract Report for 732974/0001 - March 2017**

Name or company name	MR IJ AUCKLAND
Contract type name	GDS Contract
Purpose of contract	General and Orthodontic
Contract start date	01/04/2006
Contract end date	

16/17 Contracted general activity (UDA)	1,480
Carry forward general activity (UDA)	0
16/17 Contracted orthodontic activity (UOA)	815
Carry forward orthodontic activity (UOA)	0
Baseline contract value	£111,772.33

**ACCESS**

	Contract	England and Wales
24 month ratio of assessments to patient IDs	1.16	1.09

**ACTIVITY**


Month	Adjusted Scheduled Activity (UOA)	
	2016	2017
April	16	2
May	62	92
June	106	95
July	179	165
August	222	214
September	291	283
October	317	354
November	363	400
December	512	448
January	560	494
February	634	525
March	700	596
April	744	
May	744	
June	744	

**QUALITY**

	Contract Quantity	Contract Base Number	Contract *	Region	England
% of all assessments that were assess and fit appliances (rolling 12 month period)	31	90	34.4%	56.0%	56.6%
% of all assessments that were assess and refuse (rolling 12 month period)	10	90	11.1%	12.2%	11.8%
% of all assessments that were assess and review (rolling 12 month period)	49	90	54.4%	31.7%	31.6%
% of terminated courses where treatment was abandoned or discontinued (rolling 12 month period)	0	21	0.0%	7.9%	7.7%
% of completed treatments indicating that PAR score was taken (year to date)	8	21	38.1%	56.1%	58.4%
Rate of removable appliances per 100 fixed appliances - proposed treatment (rolling 12 month period)	7	42	16.67	5.53	5.64
Rate of removable appliances per 100 fixed appliances - completed treatment (rolling 12 month period)	0	0	N/A	4.24	4.81
% of courses of treatment with removable appliances only - proposed treatment (rolling 12 month period)	3	31	9.7%	1.5%	2.0%
% of courses of treatment with removable appliances only - completed treatment (rolling 12 month period)	0	21	0.0%	1.0%	1.5%
% of patients satisfied with the treatment they have received (rolling 12 month period)	3	3	100.0%	96.6%	96.0%

\* Figures in italics indicate that the base number is less than 100.

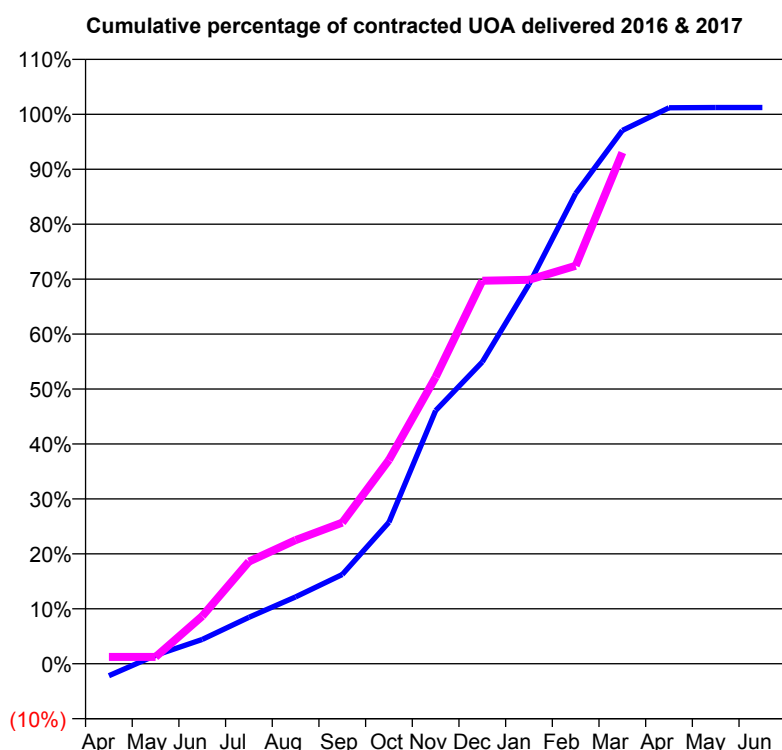


**Q50 - Vital Signs Orthodontic At a Glance Contract Report for 739057/0002 - March 2017**

Name or company name	MR RW FISHER
Contract type name	PDS Contract
Purpose of contract	Orthodontic
Contract start date	01/10/2009
Contract end date	31/03/2017

16/17 Contracted general activity (UDA)	0
Carry forward general activity (UDA)	0
16/17 Contracted orthodontic activity (UOA)	1,693
Carry forward orthodontic activity (UOA)	-21
Baseline contract value	£93,559.57

ACCESS	Contract	England and Wales
24 month ratio of assessments to patient IDs	1.06	1.09

**ACTIVITY**


Month	Adjusted Scheduled Activity (UOA)	
	2016	2017
April	-37	21
May	26	21
June	75	147
July	143	315
August	206	381
September	275	435
October	436	628
November	780	883
December	930	1,180
January	1,169	1,183
February	1,449	1,226
March	1,643	1,575
April	1,713	
May	1,714	
June	1,714	

QUALITY	Contract Quantity	Contract Base Number	Contract *	Region	England
% of all assessments that were assess and fit appliances (rolling 12 month period)	80	110	72.7%	56.0%	56.6%
% of all assessments that were assess and refuse (rolling 12 month period)	11	110	10.0%	12.2%	11.8%
% of all assessments that were assess and review (rolling 12 month period)	19	110	17.3%	31.7%	31.6%
% of terminated courses where treatment was abandoned or discontinued (rolling 12 month period)	4	47	8.5%	7.9%	7.7%
% of completed treatments indicating that PAR score was taken (year to date)	34	43	79.1%	56.1%	58.4%
Rate of removable appliances per 100 fixed appliances - proposed treatment (rolling 12 month period)	22	74	29.73	5.53	5.64
Rate of removable appliances per 100 fixed appliances - completed treatment (rolling 12 month period)	1	25	4.00	4.24	4.81
% of courses of treatment with removable appliances only - proposed treatment (rolling 12 month period)	19	80	23.8%	1.5%	2.0%
% of courses of treatment with removable appliances only - completed treatment (rolling 12 month period)	0	43	0.0%	1.0%	1.5%
% of patients satisfied with the treatment they have received (rolling 12 month period)	6	6	100.0%	96.6%	96.0%

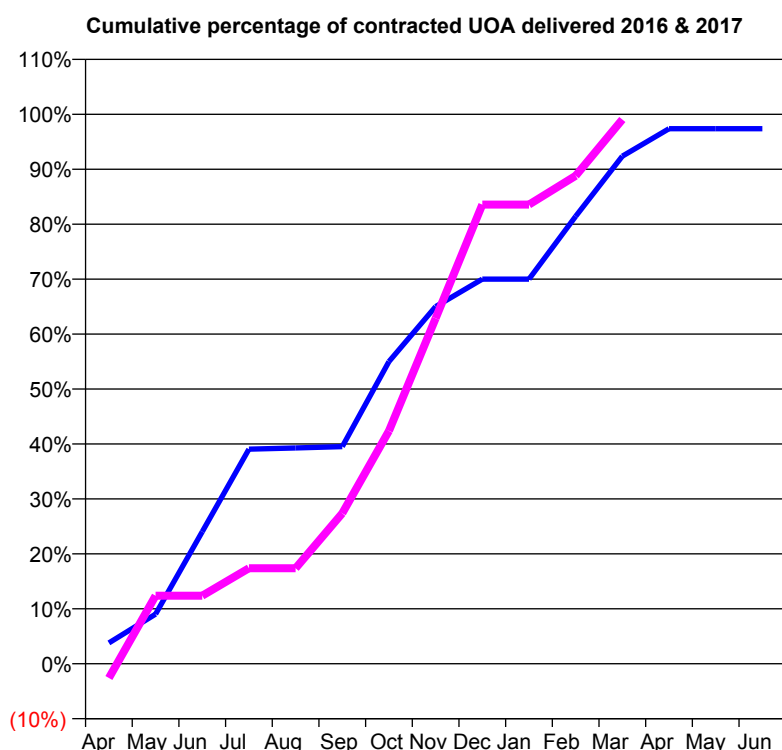
\* Figures in italics indicate that the base number is less than 100.

**Q50 - Vital Signs Orthodontic At a Glance Contract Report for 749869/0001 - March 2017**

Name or company name	MRS ML GATECLIFF	16/17 Contracted general activity (UDA)	2,024
Contract type name	GDS Contract	Carry forward general activity (UDA)	-17
Purpose of contract	General and Orthodontic	16/17 Contracted orthodontic activity (UOA)	420
Contract start date	01/04/2006	Carry forward orthodontic activity (UOA)	11
Contract end date		Baseline contract value	£90,517.37

**ACCESS**

	Contract	England and Wales
24 month ratio of assessments to patient IDs	1.17	1.09

**ACTIVITY**


Month	Adjusted Scheduled Activity (UOA)	
	2016	2017
April	16	-11
May	38	52
June	101	52
July	164	73
August	165	73
September	166	115
October	231	178
November	273	264
December	294	351
January	294	351
February	342	373
March	388	416
April	409	
May	409	
June	409	

**QUALITY**

	Contract Quantity	Contract Base Number	Contract *	Region	England
% of all assessments that were assess and fit appliances (rolling 12 month period)	21	28	75.0%	56.0%	56.6%
% of all assessments that were assess and refuse (rolling 12 month period)	0	28	0.0%	12.2%	11.8%
% of all assessments that were assess and review (rolling 12 month period)	7	28	25.0%	31.7%	31.6%
% of terminated courses where treatment was abandoned or discontinued (rolling 12 month period)	3	13	23.1%	7.9%	7.7%
% of completed treatments indicating that PAR score was taken (year to date)	10	10	100.0%	56.1%	58.4%
Rate of removable appliances per 100 fixed appliances - proposed treatment (rolling 12 month period)	0	40	0.00	5.53	5.64
Rate of removable appliances per 100 fixed appliances - completed treatment (rolling 12 month period)	0	20	0.00	4.24	4.81
% of courses of treatment with removable appliances only - proposed treatment (rolling 12 month period)	0	21	0.0%	1.5%	2.0%
% of courses of treatment with removable appliances only - completed treatment (rolling 12 month period)	0	10	0.0%	1.0%	1.5%
% of patients satisfied with the treatment they have received (rolling 12 month period)	4	4	100.0%	96.6%	96.0%

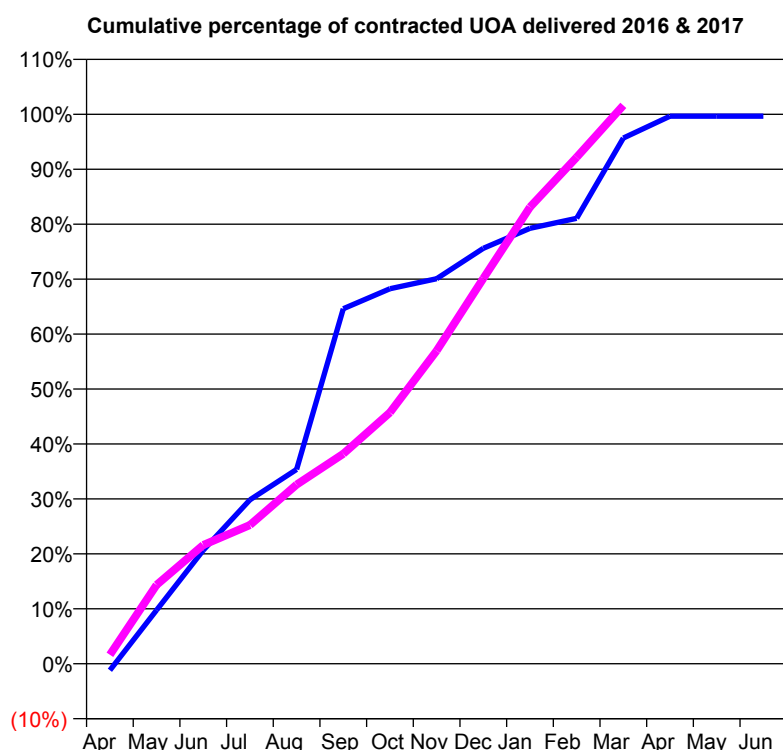
\* Figures in italics indicate that the base number is less than 100.

**Q50 - Vital Signs Orthodontic At a Glance Contract Report for 802425/0001 - March 2017**

Name or company name	Peasholm Dental Practice	16/17 Contracted general activity (UDA)	300
Contract type name	GDS Contract	Carry forward general activity (UDA)	-6
Purpose of contract	General and Orthodontic	16/17 Contracted orthodontic activity (UOA)	1,156
Contract start date	01/04/2006	Carry forward orthodontic activity (UOA)	4
Contract end date		Baseline contract value	£83,829.21

**ACCESS**

	Contract	England and Wales
24 month ratio of assessments to patient IDs	1.00	1.09

**ACTIVITY**


Month	Adjusted Scheduled Activity (UOA)	
	2016	2017
April	-14	19
May	113	166
June	239	250
July	345	292
August	409	377
September	747	442
October	789	529
November	810	659
December	874	811
January	916	961
February	937	1,066
March	1,106	1,175
April	1,152	
May	1,152	
June	1,152	

**QUALITY**

	Contract Quantity	Contract Base Number	Contract *	Region	England
% of all assessments that were assess and fit appliances (rolling 12 month period)	59	75	78.7%	56.0%	56.6%
% of all assessments that were assess and refuse (rolling 12 month period)	11	75	14.7%	12.2%	11.8%
% of all assessments that were assess and review (rolling 12 month period)	5	75	6.7%	31.7%	31.6%
% of terminated courses where treatment was abandoned or discontinued (rolling 12 month period)	3	45	6.7%	7.9%	7.7%
% of completed treatments indicating that PAR score was taken (year to date)	42	42	100.0%	56.1%	58.4%
Rate of removable appliances per 100 fixed appliances - proposed treatment (rolling 12 month period)	12	95	12.63	5.53	5.64
Rate of removable appliances per 100 fixed appliances - completed treatment (rolling 12 month period)	3	76	3.95	4.24	4.81
% of courses of treatment with removable appliances only - proposed treatment (rolling 12 month period)	6	59	10.2%	1.5%	2.0%
% of courses of treatment with removable appliances only - completed treatment (rolling 12 month period)	1	42	2.4%	1.0%	1.5%
% of patients satisfied with the treatment they have received (rolling 12 month period)	6	6	100.0%	96.6%	96.0%

\* Figures in italics indicate that the base number is less than 100.

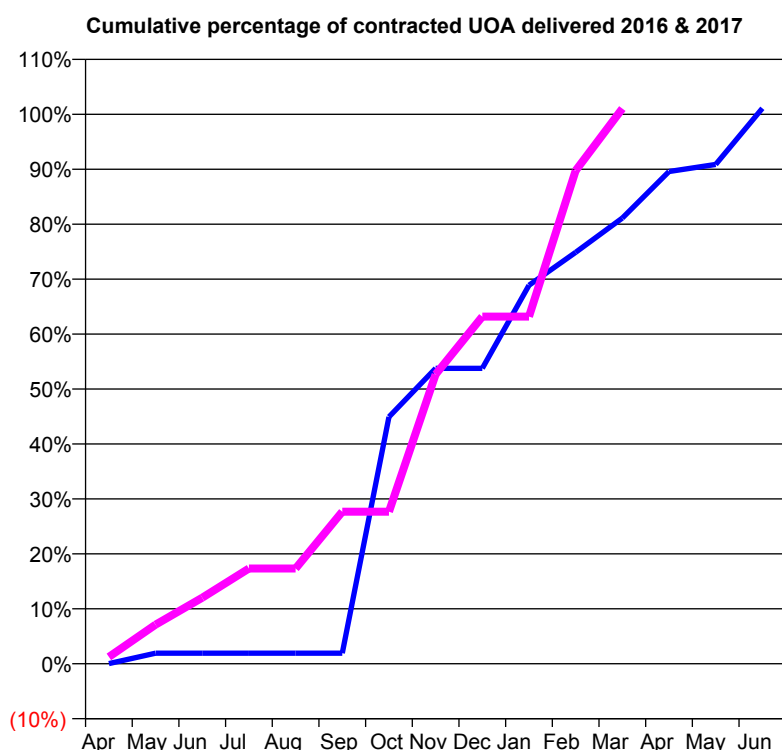
**Q50 - Vital Signs Orthodontic At a Glance Contract Report for 809632/0004 - March 2017**

Name or company name	MR GJ ATHERTON
Contract type name	PDS Contract
Purpose of contract	Orthodontic
Contract start date	01/04/2006
Contract end date	31/03/2019

16/17 Contracted general activity (UDA)	0
Carry forward general activity (UDA)	0
16/17 Contracted orthodontic activity (UOA)	3,300
Carry forward orthodontic activity (UOA)	-36
Baseline contract value	£184,980.52

**ACCESS**

	Contract	England and Wales
24 month ratio of assessments to patient IDs	1.05	1.09

**ACTIVITY**


Month	Adjusted Scheduled Activity (UOA)	
	2016	2017
April	1	41
May	64	235
June	64	397
July	64	572
August	64	572
September	64	913
October	1,483	913
November	1,774	1,738
December	1,774	2,085
January	2,273	2,085
February	2,471	2,962
March	2,677	3,334
April	2,956	
May	2,999	
June	3,336	

**QUALITY**

	Contract Quantity	Contract Base Number	Contract *	Region	England
% of all assessments that were assess and fit appliances (rolling 12 month period)	188	366	51.4%	56.0%	56.6%
% of all assessments that were assess and refuse (rolling 12 month period)	65	366	17.8%	12.2%	11.8%
% of all assessments that were assess and review (rolling 12 month period)	113	366	30.9%	31.7%	31.6%
% of terminated courses where treatment was abandoned or discontinued (rolling 12 month period)	20	188	10.6%	7.9%	7.7%
% of completed treatments indicating that PAR score was taken (year to date)	102	167	61.1%	56.1%	58.4%
Rate of removable appliances per 100 fixed appliances - proposed treatment (rolling 12 month period)	4	367	1.09	5.53	5.64
Rate of removable appliances per 100 fixed appliances - completed treatment (rolling 12 month period)	5	324	1.54	4.24	4.81
% of courses of treatment with removable appliances only - proposed treatment (rolling 12 month period)	4	188	2.1%	1.5%	2.0%
% of courses of treatment with removable appliances only - completed treatment (rolling 12 month period)	3	168	1.8%	1.0%	1.5%
% of patients satisfied with the treatment they have received (rolling 12 month period)	6	7	85.7%	96.6%	96.0%

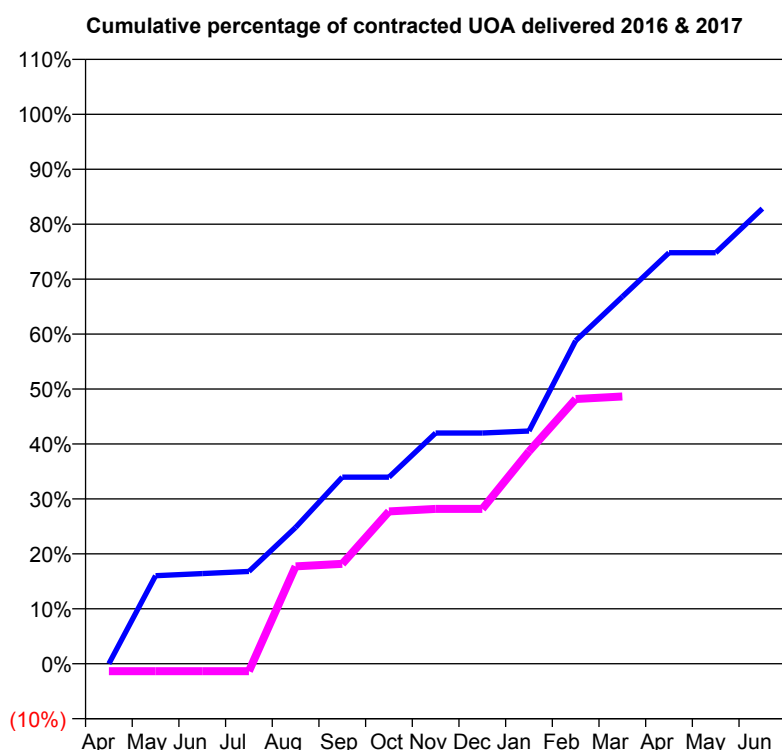
\* Figures in italics indicate that the base number is less than 100.

**Q50 - Vital Signs Orthodontic At a Glance Contract Report for 811076/0001 - March 2017**

Name or company name	MR DR FEIRN
Contract type name	GDS Contract
Purpose of contract	General and Orthodontic
Contract start date	01/04/2006
Contract end date	

16/17 Contracted general activity (UDA)	1,214
Carry forward general activity (UDA)	0
16/17 Contracted orthodontic activity (UOA)	220
Carry forward orthodontic activity (UOA)	3
Baseline contract value	£45,439.78

ACCESS	Contract	England and Wales
24 month ratio of assessments to patient IDs	1.16	1.09

**ACTIVITY**


Month	Adjusted Scheduled Activity (UOA)	
	2016	2017
April	0	-3
May	42	-3
June	43	-3
July	44	-3
August	65	39
September	89	40
October	89	61
November	110	62
December	110	62
January	111	85
February	154	106
March	175	107
April	196	
May	196	
June	217	

QUALITY	Contract Quantity	Contract Base Number	Contract *	Region	England
% of all assessments that were assess and fit appliances (rolling 12 month period)	7	13	53.8%	56.0%	56.6%
% of all assessments that were assess and refuse (rolling 12 month period)	4	13	30.8%	12.2%	11.8%
% of all assessments that were assess and review (rolling 12 month period)	2	13	15.4%	31.7%	31.6%
% of terminated courses where treatment was abandoned or discontinued (rolling 12 month period)	0	10	0.0%	7.9%	7.7%
% of completed treatments indicating that PAR score was taken (year to date)	10	10	100.0%	56.1%	58.4%
Rate of removable appliances per 100 fixed appliances - proposed treatment (rolling 12 month period)	1	8	12.50	5.53	5.64
Rate of removable appliances per 100 fixed appliances - completed treatment (rolling 12 month period)	3	13	23.08	4.24	4.81
% of courses of treatment with removable appliances only - proposed treatment (rolling 12 month period)	1	7	14.3%	1.5%	2.0%
% of courses of treatment with removable appliances only - completed treatment (rolling 12 month period)	1	10	10.0%	1.0%	1.5%
% of patients satisfied with the treatment they have received (rolling 12 month period)	0	0	N/A	96.6%	96.0%

\* Figures in italics indicate that the base number is less than 100.

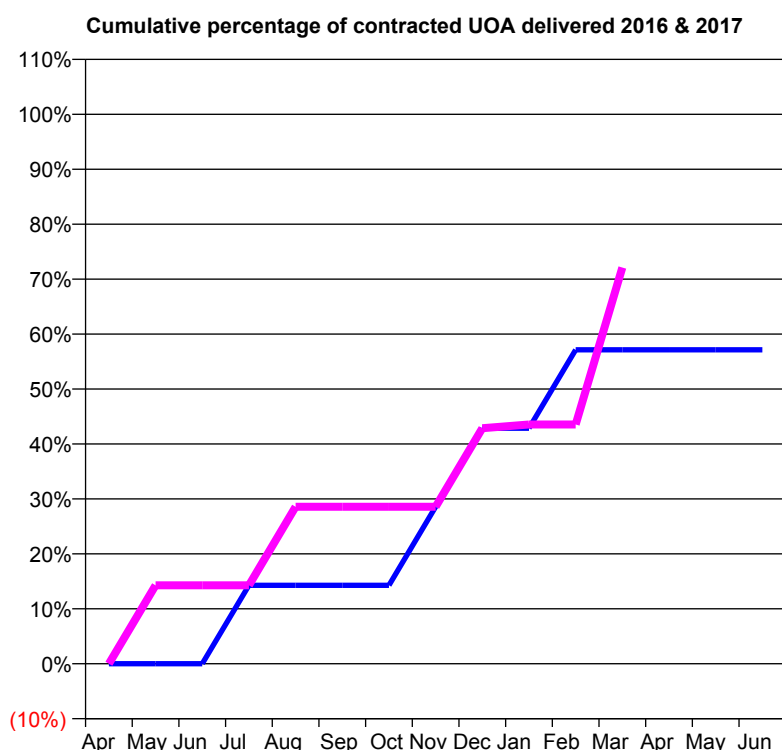
**Q50 - Vital Signs Orthodontic At a Glance Contract Report for 915009/0001 - March 2017**

Name or company name	MR NJ ALLDAY
Contract type name	GDS Contract
Purpose of contract	General and Orthodontic
Contract start date	01/04/2006
Contract end date	

16/17 Contracted general activity (UDA)	1,000
Carry forward general activity (UDA)	0
16/17 Contracted orthodontic activity (UOA)	147
Carry forward orthodontic activity (UOA)	0
Baseline contract value	£36,413.31

**ACCESS**

	Contract	England and Wales
24 month ratio of assessments to patient IDs	1.00	1.09

**ACTIVITY**


Month	Adjusted Scheduled Activity (UOA)	
	2016	2017
April	0	0
May	0	21
June	0	21
July	21	21
August	21	42
September	21	42
October	21	42
November	42	42
December	63	63
January	63	64
February	84	64
March	84	106
April	84	
May	84	
June	84	

**QUALITY**

	Contract Quantity	Contract Base Number	Contract *	Region	England
% of all assessments that were assess and fit appliances (rolling 12 month period)	5	6	83.3%	56.0%	56.6%
% of all assessments that were assess and refuse (rolling 12 month period)	0	6	0.0%	12.2%	11.8%
% of all assessments that were assess and review (rolling 12 month period)	1	6	16.7%	31.7%	31.6%
% of terminated courses where treatment was abandoned or discontinued (rolling 12 month period)	1	5	20.0%	7.9%	7.7%
% of completed treatments indicating that PAR score was taken (year to date)	2	4	50.0%	56.1%	58.4%
Rate of removable appliances per 100 fixed appliances - proposed treatment (rolling 12 month period)	1	10	10.00	5.53	5.64
Rate of removable appliances per 100 fixed appliances - completed treatment (rolling 12 month period)	0	6	0.00	4.24	4.81
% of courses of treatment with removable appliances only - proposed treatment (rolling 12 month period)	0	5	0.0%	1.5%	2.0%
% of courses of treatment with removable appliances only - completed treatment (rolling 12 month period)	0	4	0.0%	1.0%	1.5%
% of patients satisfied with the treatment they have received (rolling 12 month period)	1	1	100.0%	96.6%	96.0%

\* Figures in italics indicate that the base number is less than 100.

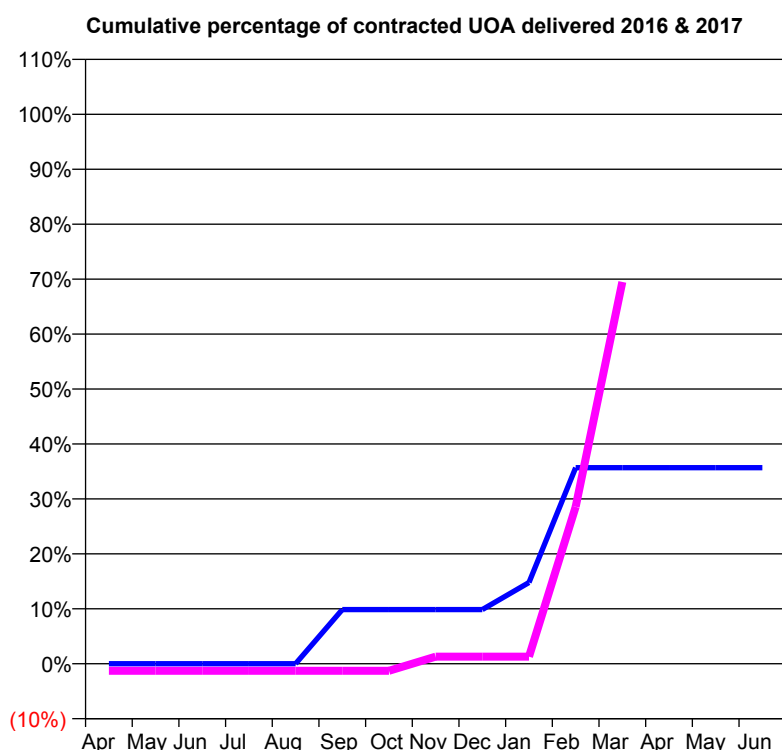
**Q50 - Vital Signs Orthodontic At a Glance Contract Report for 999334/0001 - March 2017**

Name or company name	MR EO DUODU
Contract type name	GDS Contract
Purpose of contract	General and Orthodontic
Contract start date	01/04/2006
Contract end date	

16/17 Contracted general activity (UDA)	1,043
Carry forward general activity (UDA)	0
16/17 Contracted orthodontic activity (UOA)	154
Carry forward orthodontic activity (UOA)	2
Baseline contract value	£41,140.46

**ACCESS**

	Contract	England and Wales
24 month ratio of assessments to patient IDs	1.09	1.09

**ACTIVITY**


Month	Adjusted Scheduled Activity (UOA)	
	2016	2017
April	0	-2
May	0	-2
June	0	-2
July	0	-2
August	0	-2
September	42	-2
October	42	-2
November	42	2
December	42	2
January	63	2
February	152	44
March	152	107
April	152	
May	152	
June	152	

**QUALITY**

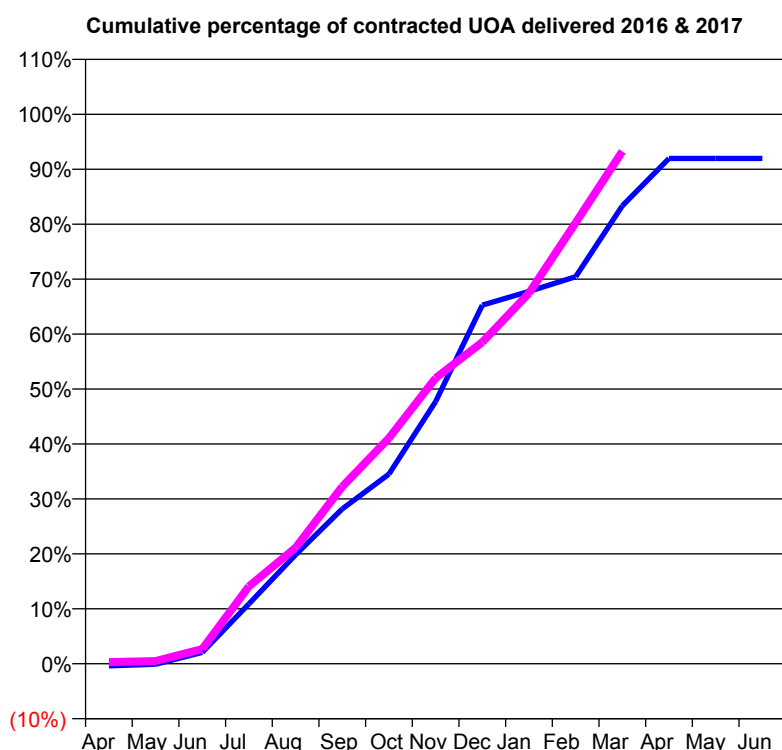
	Contract Quantity	Contract Base Number	Contract *	Region	England
% of all assessments that were assess and fit appliances (rolling 12 month period)	7	7	100.0%	56.0%	56.6%
% of all assessments that were assess and refuse (rolling 12 month period)	0	7	0.0%	12.2%	11.8%
% of all assessments that were assess and review (rolling 12 month period)	0	7	0.0%	31.7%	31.6%
% of terminated courses where treatment was abandoned or discontinued (rolling 12 month period)	0	2	0.0%	7.9%	7.7%
% of completed treatments indicating that PAR score was taken (year to date)	2	2	100.0%	56.1%	58.4%
Rate of removable appliances per 100 fixed appliances - proposed treatment (rolling 12 month period)	0	14	0.00	5.53	5.64
Rate of removable appliances per 100 fixed appliances - completed treatment (rolling 12 month period)	1	1	100.00	4.24	4.81
% of courses of treatment with removable appliances only - proposed treatment (rolling 12 month period)	0	7	0.0%	1.5%	2.0%
% of courses of treatment with removable appliances only - completed treatment (rolling 12 month period)	0	2	0.0%	1.0%	1.5%
% of patients satisfied with the treatment they have received (rolling 12 month period)	0	0	N/A	96.6%	96.0%

\* Figures in italics indicate that the base number is less than 100.

**Q51 - Vital Signs Orthodontic At a Glance Contract Report for 101338/0069 - March 2017**

Name or company name	Whitecross Dental Care Limited	16/17 Contracted general activity (UDA)	24,277
Contract type name	GDS Contract	Carry forward general activity (UDA)	0
Purpose of contract	General and Orthodontic	16/17 Contracted orthodontic activity (UOA)	1,008
Contract start date	01/11/2008	Carry forward orthodontic activity (UOA)	0
Contract end date		Baseline contract value	£752,347.69

ACCESS	Contract	England and Wales
24 month ratio of assessments to patient IDs	1.10	1.09

**ACTIVITY**


Month	Adjusted Scheduled Activity (UOA)	
	2016	2017
April	-4	3
May	-1	5
June	21	27
July	110	142
August	200	213
September	284	325
October	348	414
November	481	524
December	658	590
January	683	680
February	710	809
March	840	940
April	927	
May	927	
June	927	

QUALITY	Contract Quantity	Contract Base Number	Contract *	Region	England
% of all assessments that were assess and fit appliances (rolling 12 month period)	46	107	43.0%	56.0%	56.6%
% of all assessments that were assess and refuse (rolling 12 month period)	15	107	14.0%	12.2%	11.8%
% of all assessments that were assess and review (rolling 12 month period)	46	107	43.0%	31.7%	31.6%
% of terminated courses where treatment was abandoned or discontinued (rolling 12 month period)	0	30	0.0%	7.9%	7.7%
% of completed treatments indicating that PAR score was taken (year to date)	22	29	75.9%	56.1%	58.4%
Rate of removable appliances per 100 fixed appliances - proposed treatment (rolling 12 month period)	4	64	6.25	5.53	5.64
Rate of removable appliances per 100 fixed appliances - completed treatment (rolling 12 month period)	3	49	6.12	4.24	4.81
% of courses of treatment with removable appliances only - proposed treatment (rolling 12 month period)	1	46	2.2%	1.5%	2.0%
% of courses of treatment with removable appliances only - completed treatment (rolling 12 month period)	1	30	3.3%	1.0%	1.5%
% of patients satisfied with the treatment they have received (rolling 12 month period)	1	1	100.0%	96.6%	96.0%

\* Figures in italics indicate that the base number is less than 100.



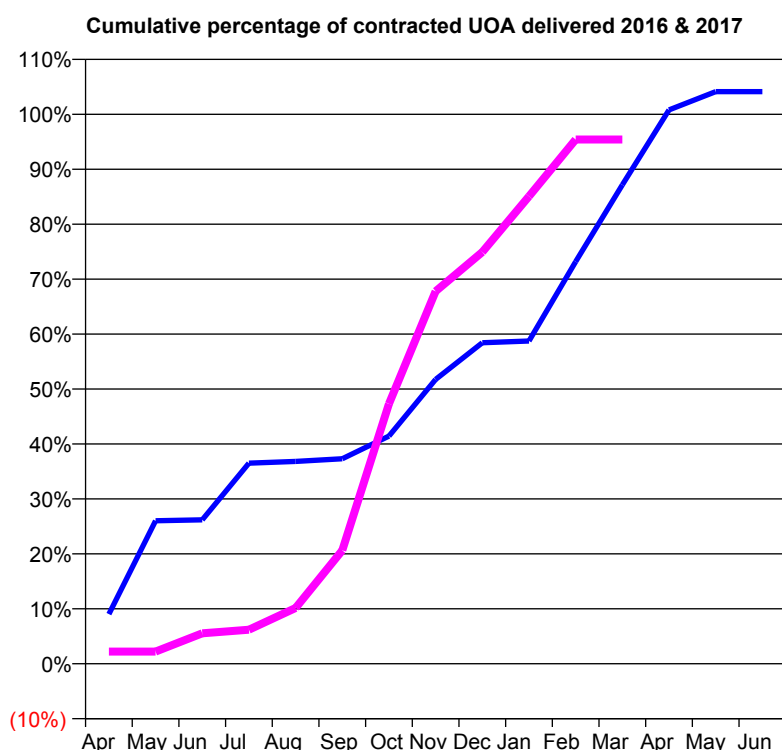
**Q51 - Vital Signs Orthodontic At a Glance Contract Report for 101370/0005 - March 2017**

Name or company name	Petrie Tucker and Partners Ltd
Contract type name	GDS Contract
Purpose of contract	General and Orthodontic
Contract start date	01/04/2006
Contract end date	

16/17 Contracted general activity (UDA)	24,146
Carry forward general activity (UDA)	0
16/17 Contracted orthodontic activity (UOA)	630
Carry forward orthodontic activity (UOA)	-13
Baseline contract value	£724,133.65

**ACCESS**

	Contract	England and Wales
24 month ratio of assessments to patient IDs	1.10	1.09

**ACTIVITY**


Month	Adjusted Scheduled Activity (UOA)	
	2016	2017
April	57	14
May	164	14
June	165	35
July	230	39
August	232	64
September	235	130
October	261	298
November	326	427
December	368	472
January	370	536
February	461	601
March	549	601
April	635	
May	656	
June	656	

**QUALITY**

	Contract Quantity	Contract Base Number	Contract *	Region	England
% of all assessments that were assess and fit appliances (rolling 12 month period)	33	56	58.9%	56.0%	56.6%
% of all assessments that were assess and refuse (rolling 12 month period)	9	56	16.1%	12.2%	11.8%
% of all assessments that were assess and review (rolling 12 month period)	14	56	25.0%	31.7%	31.6%
% of terminated courses where treatment was abandoned or discontinued (rolling 12 month period)	1	25	4.0%	7.9%	7.7%
% of completed treatments indicating that PAR score was taken (year to date)	22	24	91.7%	56.1%	58.4%
Rate of removable appliances per 100 fixed appliances - proposed treatment (rolling 12 month period)	2	53	3.77	5.53	5.64
Rate of removable appliances per 100 fixed appliances - completed treatment (rolling 12 month period)	0	42	0.00	4.24	4.81
% of courses of treatment with removable appliances only - proposed treatment (rolling 12 month period)	0	33	0.0%	1.5%	2.0%
% of courses of treatment with removable appliances only - completed treatment (rolling 12 month period)	0	24	0.0%	1.0%	1.5%
% of patients satisfied with the treatment they have received (rolling 12 month period)	0	0	N/A	96.6%	96.0%

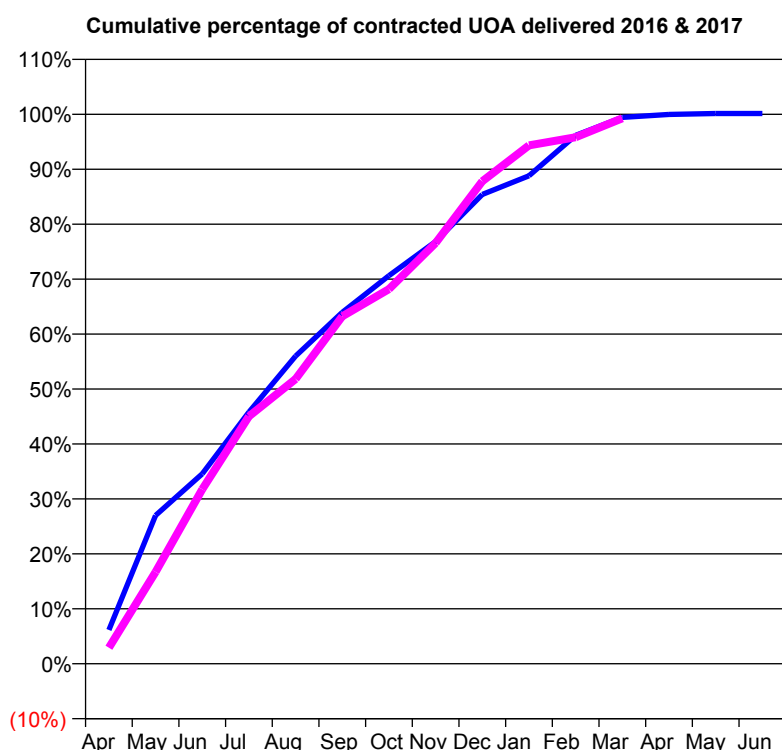
\* Figures in italics indicate that the base number is less than 100.

**Q51 - Vital Signs Orthodontic At a Glance Contract Report for 101699/0001 - March 2017**

Name or company name	Orthoscene Limited
Contract type name	PDS Contract
Purpose of contract	Orthodontic
Contract start date	01/04/2014
Contract end date	31/03/2018

16/17 Contracted general activity (UDA)	0
Carry forward general activity (UDA)	0
16/17 Contracted orthodontic activity (UOA)	11,617
Carry forward orthodontic activity (UOA)	-17
Baseline contract value	£712,620.26

ACCESS	Contract	England and Wales
24 month ratio of assessments to patient IDs	1.17	1.09

**ACTIVITY**


Month	Adjusted Scheduled Activity (UOA)	
	2016	2017
April	714	339
May	3,136	1,942
June	4,015	3,690
July	5,320	5,231
August	6,506	6,019
September	7,429	7,346
October	8,204	7,919
November	8,926	8,897
December	9,923	10,201
January	10,316	10,959
February	11,172	11,130
March	11,550	11,531
April	11,613	
May	11,634	
June	11,634	

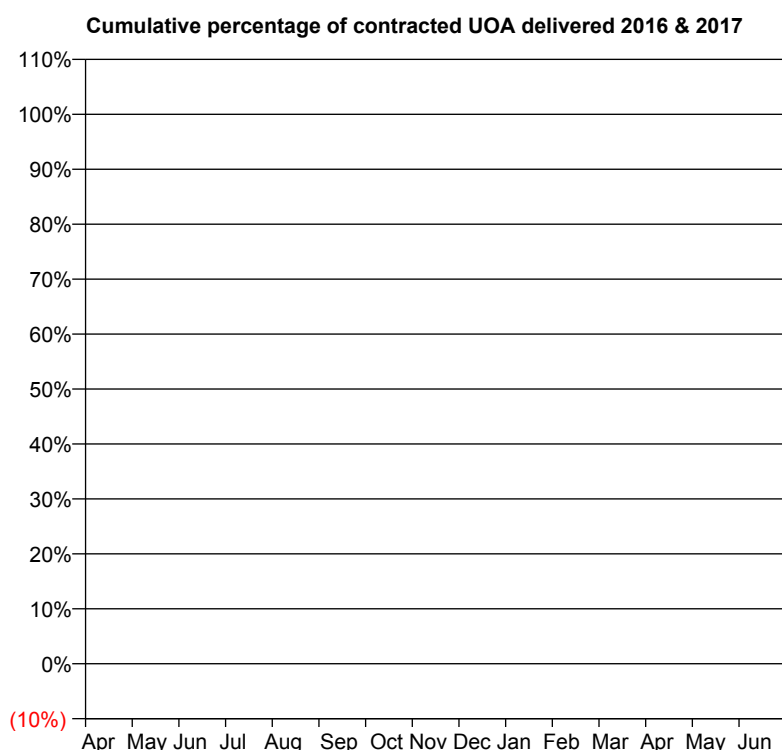
QUALITY	Contract Quantity	Contract Base Number	Contract *	Region	England
% of all assessments that were assess and fit appliances (rolling 12 month period)	551	646	85.3%	56.0%	56.6%
% of all assessments that were assess and refuse (rolling 12 month period)	82	646	12.7%	12.2%	11.8%
% of all assessments that were assess and review (rolling 12 month period)	13	646	2.0%	31.7%	31.6%
% of terminated courses where treatment was abandoned or discontinued (rolling 12 month period)	47	535	8.8%	7.9%	7.7%
% of completed treatments indicating that PAR score was taken (year to date)	293	488	60.0%	56.1%	58.4%
Rate of removable appliances per 100 fixed appliances - proposed treatment (rolling 12 month period)	48	1,085	4.42	5.53	5.64
Rate of removable appliances per 100 fixed appliances - completed treatment (rolling 12 month period)	78	962	8.11	4.24	4.81
% of courses of treatment with removable appliances only - proposed treatment (rolling 12 month period)	4	551	0.7%	1.5%	2.0%
% of courses of treatment with removable appliances only - completed treatment (rolling 12 month period)	2	488	0.4%	1.0%	1.5%
% of patients satisfied with the treatment they have received (rolling 12 month period)	31	31	100.0%	96.6%	96.0%

\* Figures in italics indicate that the base number is less than 100.

**Q51 - Vital Signs Orthodontic At a Glance Contract Report for 104221/0001 - March 2017**

Name or company name	Hoyland Family Dental Centre	16/17 Contracted general activity (UDA)	24,001
Contract type name	GDS Contract	Carry forward general activity (UDA)	185
Purpose of contract	General	16/17 Contracted orthodontic activity (UOA)	0
Contract start date	01/01/2009	Carry forward orthodontic activity (UOA)	0
Contract end date		Baseline contract value	£665,418.42

ACCESS	Contract	England and Wales
24 month ratio of assessments to patient IDs	1.00	1.09

**ACTIVITY**


Month	Adjusted Scheduled Activity (UOA)	
	2016	2017
April	0	1
May	0	1
June	0	1
July	0	1
August	0	1
September	0	1
October	0	1
November	0	1
December	0	1
January	0	1
February	0	1
March	0	1
April	0	
May	0	
June	0	

QUALITY	Contract Quantity	Contract Base Number	Contract *	Region	England
% of all assessments that were assess and fit appliances (rolling 12 month period)	0	1	0.0%	56.0%	56.6%
% of all assessments that were assess and refuse (rolling 12 month period)	0	1	0.0%	12.2%	11.8%
% of all assessments that were assess and review (rolling 12 month period)	1	1	100.0%	31.7%	31.6%
% of terminated courses where treatment was abandoned or discontinued (rolling 12 month period)	0	0	N/A	7.9%	7.7%
% of completed treatments indicating that PAR score was taken (year to date)	0	0	N/A	56.1%	58.4%
Rate of removable appliances per 100 fixed appliances - proposed treatment (rolling 12 month period)	0	0	N/A	5.53	5.64
Rate of removable appliances per 100 fixed appliances - completed treatment (rolling 12 month period)	0	0	N/A	4.24	4.81
% of courses of treatment with removable appliances only - proposed treatment (rolling 12 month period)	0	0	N/A	1.5%	2.0%
% of courses of treatment with removable appliances only - completed treatment (rolling 12 month period)	0	0	N/A	1.0%	1.5%
% of patients satisfied with the treatment they have received (rolling 12 month period)	0	0	N/A	96.6%	96.0%

\* Figures in italics indicate that the base number is less than 100.

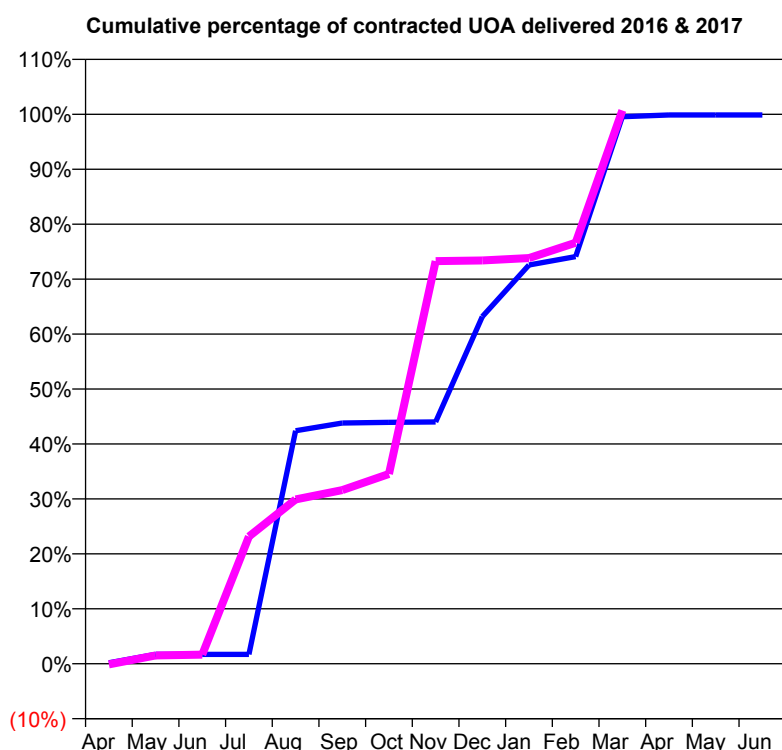
**Q51 - Vital Signs Orthodontic At a Glance Contract Report for 109983/0001 - March 2017**

Name or company name	Smile Create Ltd
Contract type name	GDS Contract
Purpose of contract	General and Orthodontic
Contract start date	01/04/2012
Contract end date	

16/17 Contracted general activity (UDA)	15,796
Carry forward general activity (UDA)	393
16/17 Contracted orthodontic activity (UOA)	1,575
Carry forward orthodontic activity (UOA)	2
Baseline contract value	£549,117.14

**ACCESS**

	Contract	England and Wales
24 month ratio of assessments to patient IDs	1.06	1.09

**ACTIVITY**


Month	Adjusted Scheduled Activity (UOA)	
	2016	2017
April	3	-2
May	27	24
June	27	26
July	27	365
August	668	471
September	690	498
October	692	544
November	693	1,154
December	995	1,156
January	1,143	1,163
February	1,167	1,207
March	1,568	1,586
April	1,573	
May	1,573	
June	1,573	

**QUALITY**

	Contract Quantity	Contract Base Number	Contract *	Region	England
% of all assessments that were assess and fit appliances (rolling 12 month period)	75	111	67.6%	56.0%	56.6%
% of all assessments that were assess and refuse (rolling 12 month period)	17	111	15.3%	12.2%	11.8%
% of all assessments that were assess and review (rolling 12 month period)	19	111	17.1%	31.7%	31.6%
% of terminated courses where treatment was abandoned or discontinued (rolling 12 month period)	6	77	7.8%	7.9%	7.7%
% of completed treatments indicating that PAR score was taken (year to date)	54	71	76.1%	56.1%	58.4%
Rate of removable appliances per 100 fixed appliances - proposed treatment (rolling 12 month period)	0	108	0.00	5.53	5.64
Rate of removable appliances per 100 fixed appliances - completed treatment (rolling 12 month period)	0	38	0.00	4.24	4.81
% of courses of treatment with removable appliances only - proposed treatment (rolling 12 month period)	0	75	0.0%	1.5%	2.0%
% of courses of treatment with removable appliances only - completed treatment (rolling 12 month period)	0	71	0.0%	1.0%	1.5%
% of patients satisfied with the treatment they have received (rolling 12 month period)	7	7	100.0%	96.6%	96.0%

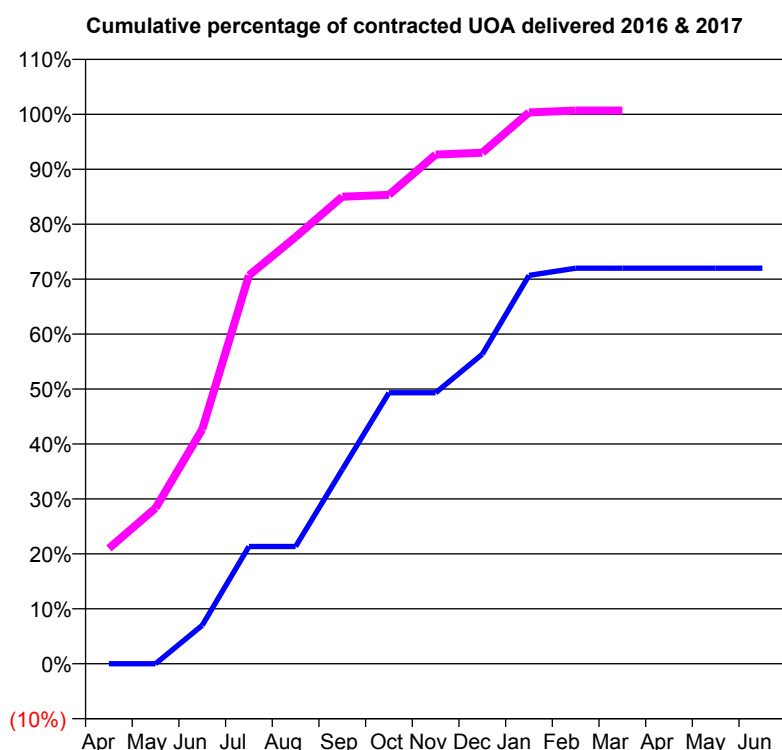
\* Figures in italics indicate that the base number is less than 100.

**Q51 - Vital Signs Orthodontic At a Glance Contract Report for 112348/0001 - March 2017**

Name or company name	Wright Dental Care Ltd
Contract type name	GDS Contract
Purpose of contract	General and Orthodontic
Contract start date	01/12/2011
Contract end date	

16/17 Contracted general activity (UDA)	50,922
Carry forward general activity (UDA)	1,554
16/17 Contracted orthodontic activity (UOA)	300
Carry forward orthodontic activity (UOA)	0
Baseline contract value	£1,339,363.55

ACCESS	Contract	England and Wales
24 month ratio of assessments to patient IDs	1.08	1.09

**ACTIVITY**


Month	Adjusted Scheduled Activity (UOA)	
	2016	2017
April	0	63
May	0	85
June	21	128
July	64	212
August	64	233
September	106	255
October	148	256
November	148	278
December	169	279
January	212	301
February	216	302
March	216	302
April	216	
May	216	
June	216	

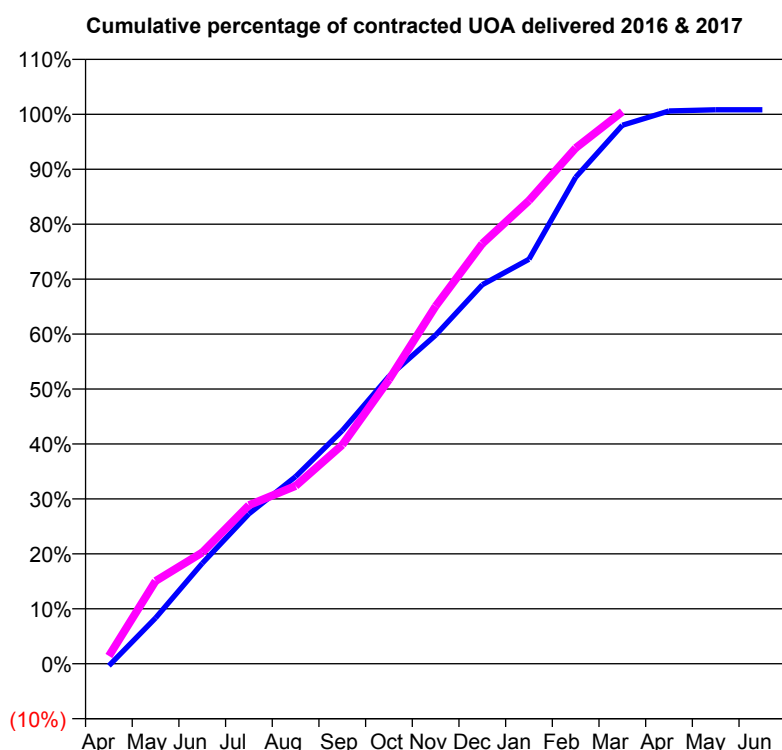
QUALITY	Contract Quantity	Contract Base Number	Contract *	Region	England
% of all assessments that were assess and fit appliances (rolling 12 month period)	14	22	63.6%	56.0%	56.6%
% of all assessments that were assess and refuse (rolling 12 month period)	3	22	13.6%	12.2%	11.8%
% of all assessments that were assess and review (rolling 12 month period)	5	22	22.7%	31.7%	31.6%
% of terminated courses where treatment was abandoned or discontinued (rolling 12 month period)	1	15	6.7%	7.9%	7.7%
% of completed treatments indicating that PAR score was taken (year to date)	0	14	0.0%	56.1%	58.4%
Rate of removable appliances per 100 fixed appliances - proposed treatment (rolling 12 month period)	0	12	0.00	5.53	5.64
Rate of removable appliances per 100 fixed appliances - completed treatment (rolling 12 month period)	0	3	0.00	4.24	4.81
% of courses of treatment with removable appliances only - proposed treatment (rolling 12 month period)	0	14	0.0%	1.5%	2.0%
% of courses of treatment with removable appliances only - completed treatment (rolling 12 month period)	0	14	0.0%	1.0%	1.5%
% of patients satisfied with the treatment they have received (rolling 12 month period)	1	1	100.0%	96.6%	96.0%

\* Figures in italics indicate that the base number is less than 100.

**Q51 - Vital Signs Orthodontic At a Glance Contract Report for 134279/0001 - March 2017**

Name or company name	Orthodontic Centre (UK) Limited	16/17 Contracted general activity (UDA)	0
Contract type name	PDS Contract	Carry forward general activity (UDA)	0
Purpose of contract	Orthodontic	16/17 Contracted orthodontic activity (UOA)	18,725
Contract start date	01/01/2012	Carry forward orthodontic activity (UOA)	-153
Contract end date	31/03/2018	Baseline contract value	£1,148,645.47

ACCESS	Contract	England and Wales
24 month ratio of assessments to patient IDs	1.18	1.09

**ACTIVITY**


Month	Adjusted Scheduled Activity (UOA)	
	2016	2017
April	-69	264
May	1,563	2,819
June	3,422	3,793
July	5,111	5,403
August	6,376	6,058
September	7,944	7,461
October	9,793	9,679
November	11,198	12,185
December	12,918	14,314
January	13,784	15,785
February	16,577	17,572
March	18,349	18,813
April	18,835	
May	18,877	
June	18,878	

QUALITY	Contract Quantity	Contract Base Number	Contract *	Region	England
% of all assessments that were assess and fit appliances (rolling 12 month period)	867	2,035	42.6%	56.0%	56.6%
% of all assessments that were assess and refuse (rolling 12 month period)	276	2,035	13.6%	12.2%	11.8%
% of all assessments that were assess and review (rolling 12 month period)	892	2,035	43.8%	31.7%	31.6%
% of terminated courses where treatment was abandoned or discontinued (rolling 12 month period)	52	869	6.0%	7.9%	7.7%
% of completed treatments indicating that PAR score was taken (year to date)	187	817	22.9%	56.1%	58.4%
Rate of removable appliances per 100 fixed appliances - proposed treatment (rolling 12 month period)	4	1,719	0.23	5.53	5.64
Rate of removable appliances per 100 fixed appliances - completed treatment (rolling 12 month period)	9	1,605	0.56	4.24	4.81
% of courses of treatment with removable appliances only - proposed treatment (rolling 12 month period)	1	867	0.1%	1.5%	2.0%
% of courses of treatment with removable appliances only - completed treatment (rolling 12 month period)	6	817	0.7%	1.0%	1.5%
% of patients satisfied with the treatment they have received (rolling 12 month period)	41	43	95.3%	96.6%	96.0%

\* Figures in italics indicate that the base number is less than 100.

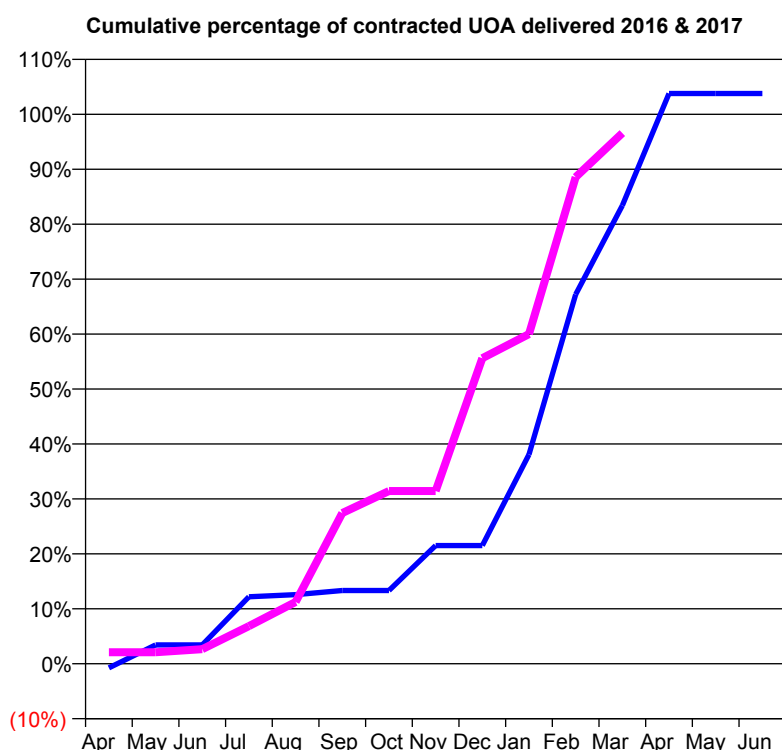
**Q51 - Vital Signs Orthodontic At a Glance Contract Report for 142255/0001 - March 2017**

Name or company name	Hislop and Wolverson
Contract type name	GDS Contract
Purpose of contract	General and Orthodontic
Contract start date	01/12/2010
Contract end date	

16/17 Contracted general activity (UDA)	21,997
Carry forward general activity (UDA)	-222
16/17 Contracted orthodontic activity (UOA)	525
Carry forward orthodontic activity (UOA)	-11
Baseline contract value	£656,630.13

**ACCESS**

	Contract	England and Wales
24 month ratio of assessments to patient IDs	1.11	1.09

**ACTIVITY**


Month	Adjusted Scheduled Activity (UOA)	
	2016	2017
April	-4	11
May	18	11
June	18	14
July	64	36
August	66	59
September	70	144
October	70	165
November	113	165
December	113	292
January	200	315
February	353	465
March	438	507
April	545	
May	545	
June	545	

**QUALITY**

	Contract Quantity	Contract Base Number	Contract *	Region	England
% of all assessments that were assess and fit appliances (rolling 12 month period)	28	43	65.1%	56.0%	56.6%
% of all assessments that were assess and refuse (rolling 12 month period)	4	43	9.3%	12.2%	11.8%
% of all assessments that were assess and review (rolling 12 month period)	11	43	25.6%	31.7%	31.6%
% of terminated courses where treatment was abandoned or discontinued (rolling 12 month period)	3	15	20.0%	7.9%	7.7%
% of completed treatments indicating that PAR score was taken (year to date)	12	12	100.0%	56.1%	58.4%
Rate of removable appliances per 100 fixed appliances - proposed treatment (rolling 12 month period)	0	10	0.00	5.53	5.64
Rate of removable appliances per 100 fixed appliances - completed treatment (rolling 12 month period)	1	24	4.17	4.24	4.81
% of courses of treatment with removable appliances only - proposed treatment (rolling 12 month period)	0	28	0.0%	1.5%	2.0%
% of courses of treatment with removable appliances only - completed treatment (rolling 12 month period)	0	12	0.0%	1.0%	1.5%
% of patients satisfied with the treatment they have received (rolling 12 month period)	1	1	100.0%	96.6%	96.0%

\* Figures in italics indicate that the base number is less than 100.

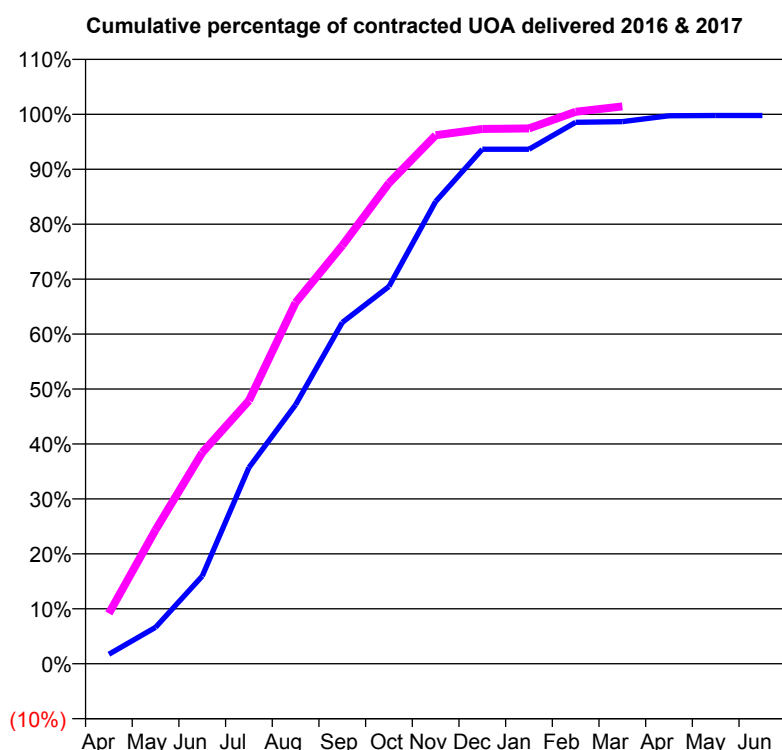
**Q51 - Vital Signs Orthodontic At a Glance Contract Report for 144959/0001 - March 2017**

Name or company name	Kaye and Rafferty Ltd
Contract type name	GDS Contract
Purpose of contract	General and Orthodontic
Contract start date	01/07/2014
Contract end date	

16/17 Contracted general activity (UDA)	21,500
Carry forward general activity (UDA)	766
16/17 Contracted orthodontic activity (UOA)	2,249
Carry forward orthodontic activity (UOA)	5
Baseline contract value	£706,263.86

**ACCESS**

	Contract	England and Wales
24 month ratio of assessments to patient IDs	1.03	1.09

**ACTIVITY**


Month	Adjusted Scheduled Activity (UOA)	
	2016	2017
April	39	206
May	149	548
June	359	864
July	803	1,077
August	1,060	1,478
September	1,397	1,712
October	1,544	1,967
November	1,892	2,163
December	2,106	2,189
January	2,106	2,191
February	2,216	2,259
March	2,219	2,281
April	2,243	
May	2,244	
June	2,244	

**QUALITY**

	Contract Quantity	Contract Base Number	Contract *	Region	England
% of all assessments that were assess and fit appliances (rolling 12 month period)	109	149	73.2%	56.0%	56.6%
% of all assessments that were assess and refuse (rolling 12 month period)	2	149	1.3%	12.2%	11.8%
% of all assessments that were assess and review (rolling 12 month period)	38	149	25.5%	31.7%	31.6%
% of terminated courses where treatment was abandoned or discontinued (rolling 12 month period)	2	41	4.9%	7.9%	7.7%
% of completed treatments indicating that PAR score was taken (year to date)	33	39	84.6%	56.1%	58.4%
Rate of removable appliances per 100 fixed appliances - proposed treatment (rolling 12 month period)	5	200	2.50	5.53	5.64
Rate of removable appliances per 100 fixed appliances - completed treatment (rolling 12 month period)	0	76	0.00	4.24	4.81
% of courses of treatment with removable appliances only - proposed treatment (rolling 12 month period)	1	109	0.9%	1.5%	2.0%
% of courses of treatment with removable appliances only - completed treatment (rolling 12 month period)	0	39	0.0%	1.0%	1.5%
% of patients satisfied with the treatment they have received (rolling 12 month period)	3	3	100.0%	96.6%	96.0%

\* Figures in italics indicate that the base number is less than 100.

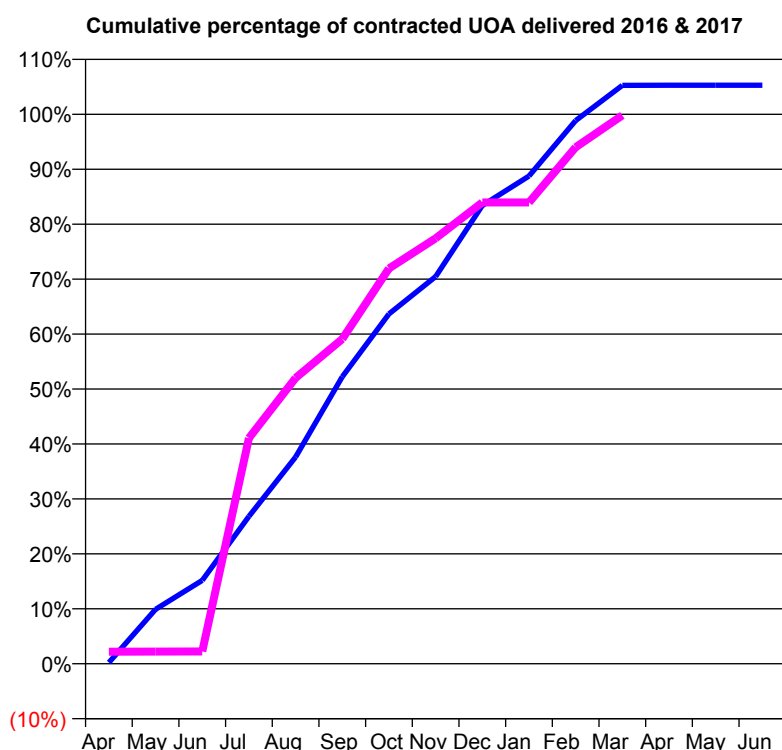


**Q51 - Vital Signs Orthodontic At a Glance Contract Report for 145033/0001 - March 2017**

Name or company name	Orthodontic Centre (uk)Ltd
Contract type name	PDS Contract
Purpose of contract	Orthodontic
Contract start date	01/09/2012
Contract end date	31/03/2018

16/17 Contracted general activity (UDA)	0
Carry forward general activity (UDA)	0
16/17 Contracted orthodontic activity (UOA)	4,968
Carry forward orthodontic activity (UOA)	-99
Baseline contract value	£303,248.22

ACCESS	Contract	England and Wales
24 month ratio of assessments to patient IDs	1.18	1.09

**ACTIVITY**


Month	Adjusted Scheduled Activity (UOA)	
	2016	2017
April	11	109
May	492	110
June	754	111
July	1,333	2,040
August	1,869	2,584
September	2,595	2,936
October	3,163	3,574
November	3,501	3,846
December	4,143	4,171
January	4,410	4,171
February	4,911	4,670
March	5,229	4,958
April	5,230	
May	5,230	
June	5,230	

QUALITY	Contract Quantity	Contract Base Number	Contract *	Region	England
% of all assessments that were assess and fit appliances (rolling 12 month period)	221	493	44.8%	56.0%	56.6%
% of all assessments that were assess and refuse (rolling 12 month period)	47	493	9.5%	12.2%	11.8%
% of all assessments that were assess and review (rolling 12 month period)	225	493	45.6%	31.7%	31.6%
% of terminated courses where treatment was abandoned or discontinued (rolling 12 month period)	1	193	0.5%	7.9%	7.7%
% of completed treatments indicating that PAR score was taken (year to date)	37	192	19.3%	56.1%	58.4%
Rate of removable appliances per 100 fixed appliances - proposed treatment (rolling 12 month period)	1	437	0.23	5.53	5.64
Rate of removable appliances per 100 fixed appliances - completed treatment (rolling 12 month period)	2	379	0.53	4.24	4.81
% of courses of treatment with removable appliances only - proposed treatment (rolling 12 month period)	1	221	0.5%	1.5%	2.0%
% of courses of treatment with removable appliances only - completed treatment (rolling 12 month period)	0	192	0.0%	1.0%	1.5%
% of patients satisfied with the treatment they have received (rolling 12 month period)	12	14	85.7%	96.6%	96.0%

\* Figures in italics indicate that the base number is less than 100.

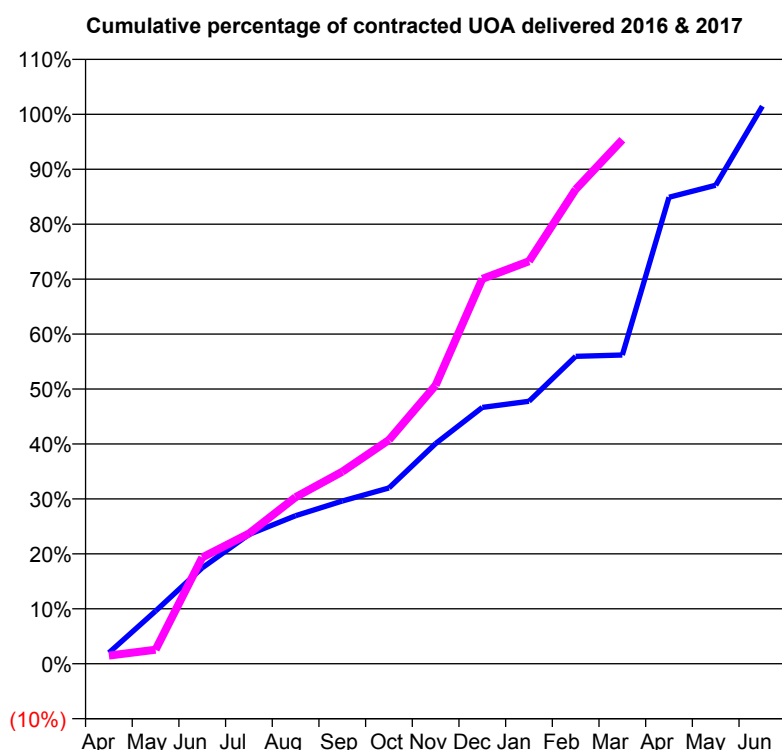
**Q51 - Vital Signs Orthodontic At a Glance Contract Report for 151653/0002 - March 2017**

Name or company name	The Forum Practice Ltd
Contract type name	PDS Contract
Purpose of contract	Orthodontic
Contract start date	01/10/2011
Contract end date	31/03/2018

16/17 Contracted general activity (UDA)	0
Carry forward general activity (UDA)	0
16/17 Contracted orthodontic activity (UOA)	1,959
Carry forward orthodontic activity (UOA)	-29
Baseline contract value	£120,170.71

**ACCESS**

	Contract	England and Wales
24 month ratio of assessments to patient IDs	1.12	1.09

**ACTIVITY**


Month	Adjusted Scheduled Activity (UOA)	
	2016	2017
April	39	29
May	188	50
June	342	379
July	461	464
August	528	594
September	580	685
October	627	798
November	785	993
December	914	1,372
January	936	1,435
February	1,096	1,691
March	1,101	1,868
April	1,663	
May	1,706	
June	1,988	

**QUALITY**

	Contract Quantity	Contract Base Number	Contract *	Region	England
% of all assessments that were assess and fit appliances (rolling 12 month period)	134	232	57.8%	56.0%	56.6%
% of all assessments that were assess and refuse (rolling 12 month period)	16	232	6.9%	12.2%	11.8%
% of all assessments that were assess and review (rolling 12 month period)	82	232	35.3%	31.7%	31.6%
% of terminated courses where treatment was abandoned or discontinued (rolling 12 month period)	1	67	1.5%	7.9%	7.7%
% of completed treatments indicating that PAR score was taken (year to date)	31	66	47.0%	56.1%	58.4%
Rate of removable appliances per 100 fixed appliances - proposed treatment (rolling 12 month period)	27	240	11.25	5.53	5.64
Rate of removable appliances per 100 fixed appliances - completed treatment (rolling 12 month period)	3	33	9.09	4.24	4.81
% of courses of treatment with removable appliances only - proposed treatment (rolling 12 month period)	7	134	5.2%	1.5%	2.0%
% of courses of treatment with removable appliances only - completed treatment (rolling 12 month period)	2	66	3.0%	1.0%	1.5%
% of patients satisfied with the treatment they have received (rolling 12 month period)	4	4	100.0%	96.6%	96.0%

\* Figures in italics indicate that the base number is less than 100.

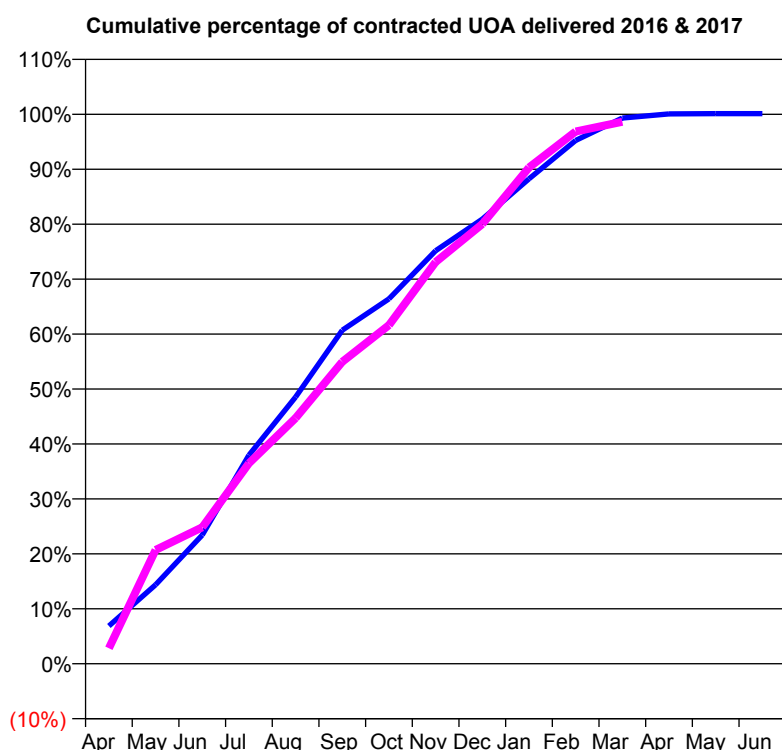
**Q51 - Vital Signs Orthodontic At a Glance Contract Report for 156531/0001 - March 2017**

Name or company name	Orthocentres Ltd
Contract type name	PDS Contract
Purpose of contract	Orthodontic
Contract start date	01/01/2008
Contract end date	31/03/2018

16/17 Contracted general activity (UDA)	0
Carry forward general activity (UDA)	0
16/17 Contracted orthodontic activity (UOA)	32,345
Carry forward orthodontic activity (UOA)	0
Baseline contract value	£1,984,135.51

**ACCESS**

	Contract	England and Wales
24 month ratio of assessments to patient IDs	1.04	1.09

**ACTIVITY**


Month	Adjusted Scheduled Activity (UOA)	
	2016	2017
April	2,228	913
May	4,653	6,698
June	7,577	8,033
July	12,277	11,798
August	15,706	14,461
September	19,634	17,778
October	21,478	19,933
November	24,312	23,648
December	26,171	25,884
January	28,547	29,210
February	30,804	31,328
March	32,126	31,902
April	32,363	
May	32,384	
June	32,384	

**QUALITY**

	Contract Quantity	Contract Base Number	Contract *	Region	England
% of all assessments that were assess and fit appliances (rolling 12 month period)	1,492	2,561	58.3%	56.0%	56.6%
% of all assessments that were assess and refuse (rolling 12 month period)	618	2,561	24.1%	12.2%	11.8%
% of all assessments that were assess and review (rolling 12 month period)	451	2,561	17.6%	31.7%	31.6%
% of terminated courses where treatment was abandoned or discontinued (rolling 12 month period)	46	1,669	2.8%	7.9%	7.7%
% of completed treatments indicating that PAR score was taken (year to date)	179	1,515	11.8%	56.1%	58.4%
Rate of removable appliances per 100 fixed appliances - proposed treatment (rolling 12 month period)	17	2,933	0.58	5.53	5.64
Rate of removable appliances per 100 fixed appliances - completed treatment (rolling 12 month period)	15	3,192	0.47	4.24	4.81
% of courses of treatment with removable appliances only - proposed treatment (rolling 12 month period)	5	1,492	0.3%	1.5%	2.0%
% of courses of treatment with removable appliances only - completed treatment (rolling 12 month period)	8	1,623	0.5%	1.0%	1.5%
% of patients satisfied with the treatment they have received (rolling 12 month period)	31	32	96.9%	96.6%	96.0%

\* Figures in italics indicate that the base number is less than 100.

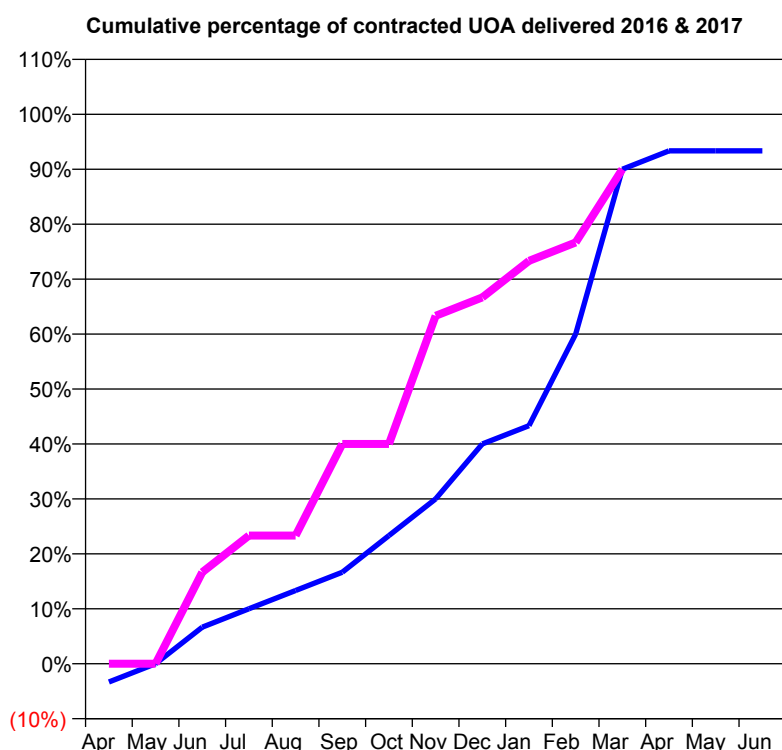
**Q51 - Vital Signs Orthodontic At a Glance Contract Report for 157708/0001 - March 2017**

Name or company name	Doncaster Dental Centre
Contract type name	GDS Contract
Purpose of contract	General and Orthodontic
Contract start date	01/09/2010
Contract end date	

16/17 Contracted general activity (UDA)	32,715
Carry forward general activity (UDA)	1,004
16/17 Contracted orthodontic activity (UOA)	630
Carry forward orthodontic activity (UOA)	0
Baseline contract value	£966,617.06

**ACCESS**

	Contract	England and Wales
24 month ratio of assessments to patient IDs	1.08	1.09

**ACTIVITY**


Month	Adjusted Scheduled Activity (UOA)	
	2016	2017
April	-21	0
May	0	0
June	42	105
July	63	147
August	84	147
September	105	252
October	147	252
November	189	399
December	252	420
January	273	462
February	378	483
March	567	567
April	588	
May	588	
June	588	

**QUALITY**

	Contract Quantity	Contract Base Number	Contract *	Region	England
% of all assessments that were assess and fit appliances (rolling 12 month period)	29	29	100.0%	56.0%	56.6%
% of all assessments that were assess and refuse (rolling 12 month period)	0	29	0.0%	12.2%	11.8%
% of all assessments that were assess and review (rolling 12 month period)	0	29	0.0%	31.7%	31.6%
% of terminated courses where treatment was abandoned or discontinued (rolling 12 month period)	3	25	12.0%	7.9%	7.7%
% of completed treatments indicating that PAR score was taken (year to date)	0	22	0.0%	56.1%	58.4%
Rate of removable appliances per 100 fixed appliances - proposed treatment (rolling 12 month period)	1	58	1.72	5.53	5.64
Rate of removable appliances per 100 fixed appliances - completed treatment (rolling 12 month period)	4	44	9.09	4.24	4.81
% of courses of treatment with removable appliances only - proposed treatment (rolling 12 month period)	0	29	0.0%	1.5%	2.0%
% of courses of treatment with removable appliances only - completed treatment (rolling 12 month period)	0	22	0.0%	1.0%	1.5%
% of patients satisfied with the treatment they have received (rolling 12 month period)	1	1	100.0%	96.6%	96.0%

\* Figures in italics indicate that the base number is less than 100.

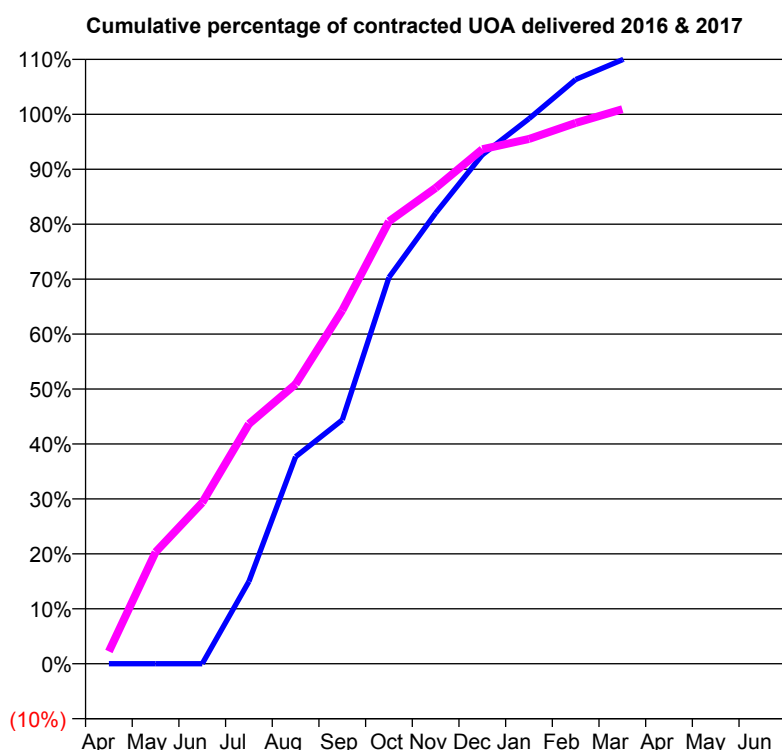
**Q51 - Vital Signs Orthodontic At a Glance Contract Report for 183652/0001 - March 2017**

Name or company name	Haricovert Limited
Contract type name	PDS Contract
Purpose of contract	Orthodontic
Contract start date	01/05/2015
Contract end date	31/03/2018

16/17 Contracted general activity (UDA)	0
Carry forward general activity (UDA)	0
16/17 Contracted orthodontic activity (UOA)	13,076
Carry forward orthodontic activity (UOA)	-259
Baseline contract value	£782,673.35

**ACCESS**

	Contract	England and Wales
24 month ratio of assessments to patient IDs	1.02	1.09

**ACTIVITY**


Month	Adjusted Scheduled Activity (UOA)	
	2016	2017
April	0	293
May	0	2,657
June	0	3,835
July	1,646	5,707
August	4,139	6,654
September	4,875	8,409
October	7,727	10,526
November	9,011	11,322
December	10,176	12,243
January	10,900	12,487
February	11,682	12,870
March	12,078	13,197
April	12,515	
May	12,561	
June	12,561	

**QUALITY**

	Contract Quantity	Contract Base Number	Contract *	Region	England
% of all assessments that were assess and fit appliances (rolling 12 month period)	641	1,162	55.2%	56.0%	56.6%
% of all assessments that were assess and refuse (rolling 12 month period)	327	1,162	28.1%	12.2%	11.8%
% of all assessments that were assess and review (rolling 12 month period)	194	1,162	16.7%	31.7%	31.6%
% of terminated courses where treatment was abandoned or discontinued (rolling 12 month period)	71	926	7.7%	7.9%	7.7%
% of completed treatments indicating that PAR score was taken (year to date)	75	783	9.6%	56.1%	58.4%
Rate of removable appliances per 100 fixed appliances - proposed treatment (rolling 12 month period)	159	1,136	14.00	5.53	5.64
Rate of removable appliances per 100 fixed appliances - completed treatment (rolling 12 month period)	20	231	8.66	4.24	4.81
% of courses of treatment with removable appliances only - proposed treatment (rolling 12 month period)	35	641	5.5%	1.5%	2.0%
% of courses of treatment with removable appliances only - completed treatment (rolling 12 month period)	7	855	0.8%	1.0%	1.5%
% of patients satisfied with the treatment they have received (rolling 12 month period)	31	34	91.2%	96.6%	96.0%

\* Figures in italics indicate that the base number is less than 100.

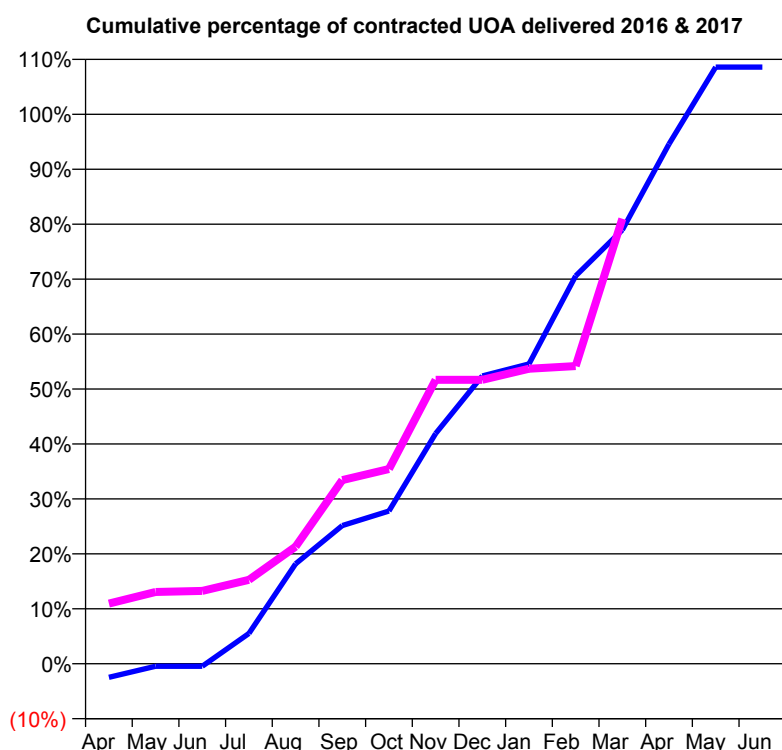
**Q51 - Vital Signs Orthodontic At a Glance Contract Report for 230901/0001 - March 2017**

Name or company name	MR BJ JULIUS
Contract type name	GDS Contract
Purpose of contract	General and Orthodontic
Contract start date	01/04/2006
Contract end date	

16/17 Contracted general activity (UDA)	19,164
Carry forward general activity (UDA)	127
16/17 Contracted orthodontic activity (UOA)	1,041
Carry forward orthodontic activity (UOA)	-90
Baseline contract value	£610,383.96

**ACCESS**

	Contract	England and Wales
24 month ratio of assessments to patient IDs	1.25	1.09

**ACTIVITY**


Month	Adjusted Scheduled Activity (UOA)	
	2016	2017
April	-26	114
May	-5	136
June	-5	138
July	58	159
August	191	222
September	264	348
October	292	369
November	440	538
December	550	538
January	573	559
February	741	564
March	829	843
April	993	
May	1,140	
June	1,140	

**QUALITY**

	Contract Quantity	Contract Base Number	Contract *	Region	England
% of all assessments that were assess and fit appliances (rolling 12 month period)	58	87	66.7%	56.0%	56.6%
% of all assessments that were assess and refuse (rolling 12 month period)	11	87	12.6%	12.2%	11.8%
% of all assessments that were assess and review (rolling 12 month period)	18	87	20.7%	31.7%	31.6%
% of terminated courses where treatment was abandoned or discontinued (rolling 12 month period)	2	37	5.4%	7.9%	7.7%
% of completed treatments indicating that PAR score was taken (year to date)	3	35	8.6%	56.1%	58.4%
Rate of removable appliances per 100 fixed appliances - proposed treatment (rolling 12 month period)	2	83	2.41	5.53	5.64
Rate of removable appliances per 100 fixed appliances - completed treatment (rolling 12 month period)	0	28	0.00	4.24	4.81
% of courses of treatment with removable appliances only - proposed treatment (rolling 12 month period)	0	58	0.0%	1.5%	2.0%
% of courses of treatment with removable appliances only - completed treatment (rolling 12 month period)	0	35	0.0%	1.0%	1.5%
% of patients satisfied with the treatment they have received (rolling 12 month period)	2	3	66.7%	96.6%	96.0%

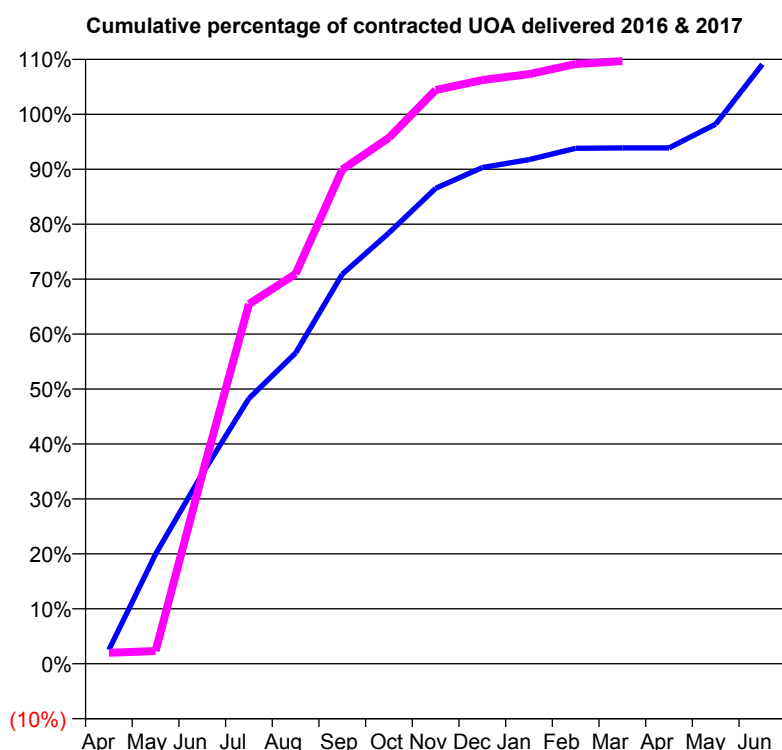
\* Figures in italics indicate that the base number is less than 100.

**Q51 - Vital Signs Orthodontic At a Glance Contract Report for 649503/0001 - March 2017**

Name or company name	MR MG HEANUE
Contract type name	PDS Contract
Purpose of contract	Orthodontic
Contract start date	01/04/2006
Contract end date	31/03/2018

16/17 Contracted general activity (UDA)	0
Carry forward general activity (UDA)	0
16/17 Contracted orthodontic activity (UOA)	6,362
Carry forward orthodontic activity (UOA)	-127
Baseline contract value	£390,263.41

ACCESS	Contract	England and Wales
24 month ratio of assessments to patient IDs	1.22	1.09

**ACTIVITY**


Month	Adjusted Scheduled Activity (UOA)	
	2016	2017
April	162	127
May	1,270	148
June	2,200	2,192
July	3,072	4,164
August	3,598	4,513
September	4,510	5,723
October	4,989	6,089
November	5,504	6,642
December	5,745	6,758
January	5,837	6,826
February	5,968	6,943
March	5,973	6,978
April	5,973	
May	6,248	
June	6,940	

QUALITY	Contract Quantity	Contract Base Number	Contract *	Region	England
% of all assessments that were assess and fit appliances (rolling 12 month period)	367	708	51.8%	56.0%	56.6%
% of all assessments that were assess and refuse (rolling 12 month period)	81	708	11.4%	12.2%	11.8%
% of all assessments that were assess and review (rolling 12 month period)	260	708	36.7%	31.7%	31.6%
% of terminated courses where treatment was abandoned or discontinued (rolling 12 month period)	18	361	5.0%	7.9%	7.7%
% of completed treatments indicating that PAR score was taken (year to date)	261	343	76.1%	56.1%	58.4%
Rate of removable appliances per 100 fixed appliances - proposed treatment (rolling 12 month period)	30	710	4.23	5.53	5.64
Rate of removable appliances per 100 fixed appliances - completed treatment (rolling 12 month period)	48	646	7.43	4.24	4.81
% of courses of treatment with removable appliances only - proposed treatment (rolling 12 month period)	7	367	1.9%	1.5%	2.0%
% of courses of treatment with removable appliances only - completed treatment (rolling 12 month period)	8	343	2.3%	1.0%	1.5%
% of patients satisfied with the treatment they have received (rolling 12 month period)	40	41	97.6%	96.6%	96.0%

\* Figures in italics indicate that the base number is less than 100.

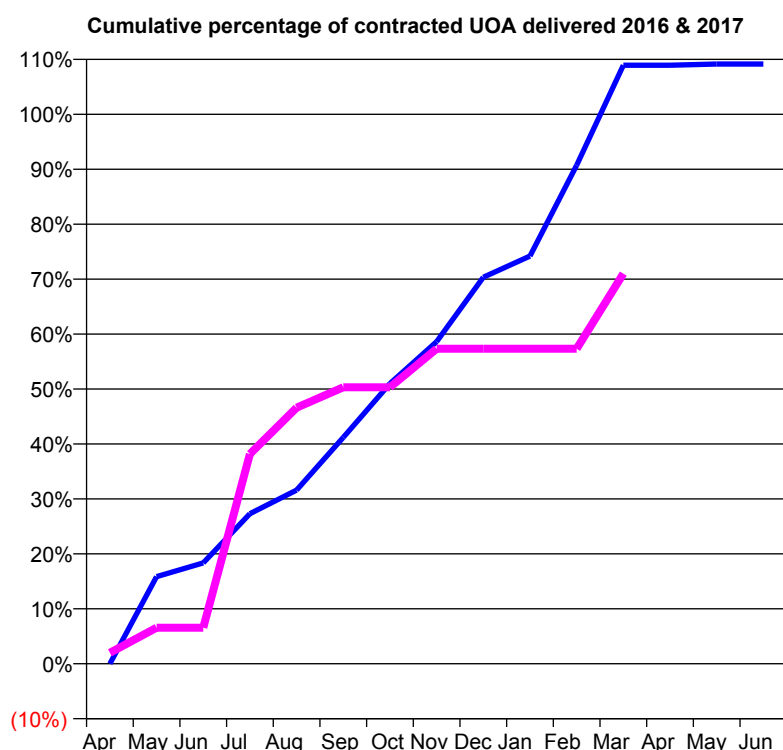
**Q51 - Vital Signs Orthodontic At a Glance Contract Report for 677582/0001 - March 2017**

Name or company name	MR NC PATEL
Contract type name	PDS Contract
Purpose of contract	Orthodontic
Contract start date	04/01/2010
Contract end date	31/03/2018

16/17 Contracted general activity (UDA)	0
Carry forward general activity (UDA)	0
16/17 Contracted orthodontic activity (UOA)	3,384
Carry forward orthodontic activity (UOA)	-68
Baseline contract value	£206,573.34

**ACCESS**

	Contract	England and Wales
24 month ratio of assessments to patient IDs	1.04	1.09

**ACTIVITY**


Month	Adjusted Scheduled Activity (UOA)	
	2016	2017
April	0	68
May	537	222
June	621	222
July	924	1,292
August	1,070	1,577
September	1,394	1,703
October	1,726	1,703
November	1,984	1,940
December	2,380	1,940
January	2,511	1,940
February	3,070	1,940
March	3,686	2,402
April	3,686	
May	3,693	
June	3,693	

**QUALITY**

	Contract Quantity	Contract Base Number	Contract *	Region	England
% of all assessments that were assess and fit appliances (rolling 12 month period)	109	178	61.2%	56.0%	56.6%
% of all assessments that were assess and refuse (rolling 12 month period)	18	178	10.1%	12.2%	11.8%
% of all assessments that were assess and review (rolling 12 month period)	51	178	28.7%	31.7%	31.6%
% of terminated courses where treatment was abandoned or discontinued (rolling 12 month period)	2	137	1.5%	7.9%	7.7%
% of completed treatments indicating that PAR score was taken (year to date)	0	135	0.0%	56.1%	58.4%
Rate of removable appliances per 100 fixed appliances - proposed treatment (rolling 12 month period)	2	205	0.98	5.53	5.64
Rate of removable appliances per 100 fixed appliances - completed treatment (rolling 12 month period)	1	251	0.40	4.24	4.81
% of courses of treatment with removable appliances only - proposed treatment (rolling 12 month period)	1	109	0.9%	1.5%	2.0%
% of courses of treatment with removable appliances only - completed treatment (rolling 12 month period)	0	135	0.0%	1.0%	1.5%
% of patients satisfied with the treatment they have received (rolling 12 month period)	2	2	100.0%	96.6%	96.0%

\* Figures in italics indicate that the base number is less than 100.

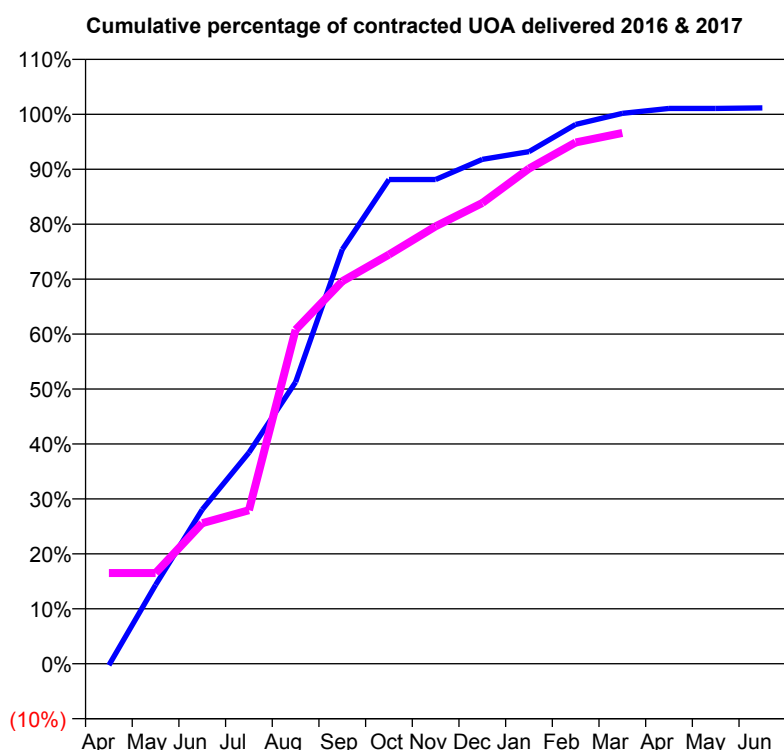


**Q51 - Vital Signs Orthodontic At a Glance Contract Report for 762091/0001 - March 2017**

Name or company name	MS UB DOHERTY
Contract type name	PDS Contract
Purpose of contract	Orthodontic
Contract start date	01/04/2006
Contract end date	31/03/2018

16/17 Contracted general activity (UDA)	0
Carry forward general activity (UDA)	0
16/17 Contracted orthodontic activity (UOA)	1,853
Carry forward orthodontic activity (UOA)	-22
Baseline contract value	£113,668.36

ACCESS	Contract	England and Wales
24 month ratio of assessments to patient IDs	1.05	1.09

**ACTIVITY**


Month	Adjusted Scheduled Activity (UOA)	
	2016	2017
April	-5	306
May	266	306
June	520	474
July	712	518
August	950	1,126
September	1,397	1,290
October	1,633	1,380
November	1,633	1,475
December	1,701	1,554
January	1,727	1,670
February	1,819	1,758
March	1,856	1,790
April	1,873	
May	1,873	
June	1,875	

QUALITY	Contract Quantity	Contract Base Number	Contract *	Region	England
% of all assessments that were assess and fit appliances (rolling 12 month period)	80	257	31.1%	56.0%	56.6%
% of all assessments that were assess and refuse (rolling 12 month period)	80	257	31.1%	12.2%	11.8%
% of all assessments that were assess and review (rolling 12 month period)	97	257	37.7%	31.7%	31.6%
% of terminated courses where treatment was abandoned or discontinued (rolling 12 month period)	4	110	3.6%	7.9%	7.7%
% of completed treatments indicating that PAR score was taken (year to date)	34	106	32.1%	56.1%	58.4%
Rate of removable appliances per 100 fixed appliances - proposed treatment (rolling 12 month period)	30	144	20.83	5.53	5.64
Rate of removable appliances per 100 fixed appliances - completed treatment (rolling 12 month period)	54	206	26.21	4.24	4.81
% of courses of treatment with removable appliances only - proposed treatment (rolling 12 month period)	7	80	8.8%	1.5%	2.0%
% of courses of treatment with removable appliances only - completed treatment (rolling 12 month period)	1	106	0.9%	1.0%	1.5%
% of patients satisfied with the treatment they have received (rolling 12 month period)	4	4	100.0%	96.6%	96.0%

\* Figures in italics indicate that the base number is less than 100.

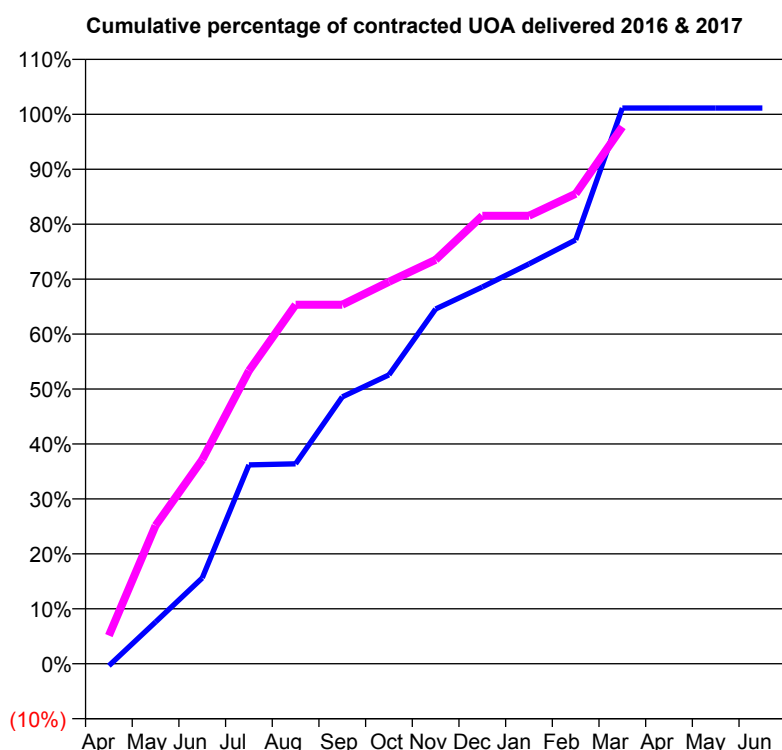
**Q51 - Vital Signs Orthodontic At a Glance Contract Report for 916889/0001 - March 2017**

Name or company name	MR SG EMMS
Contract type name	GDS Contract
Purpose of contract	General and Orthodontic
Contract start date	01/04/2006
Contract end date	

16/17 Contracted general activity (UDA)	16,671
Carry forward general activity (UDA)	497
16/17 Contracted orthodontic activity (UOA)	525
Carry forward orthodontic activity (UOA)	-6
Baseline contract value	£505,795.31

**ACCESS**

	Contract	England and Wales
24 month ratio of assessments to patient IDs	1.03	1.09

**ACTIVITY**


Month	Adjusted Scheduled Activity (UOA)	
	2016	2017
April	-2	27
May	40	132
June	82	195
July	190	280
August	191	343
September	255	343
October	276	365
November	339	386
December	360	428
January	382	428
February	405	449
March	531	513
April	531	
May	531	
June	531	

**QUALITY**

	Contract Quantity	Contract Base Number	Contract *	Region	England
% of all assessments that were assess and fit appliances (rolling 12 month period)	24	27	88.9%	56.0%	56.6%
% of all assessments that were assess and refuse (rolling 12 month period)	2	27	7.4%	12.2%	11.8%
% of all assessments that were assess and review (rolling 12 month period)	1	27	3.7%	31.7%	31.6%
% of terminated courses where treatment was abandoned or discontinued (rolling 12 month period)	2	33	6.1%	7.9%	7.7%
% of completed treatments indicating that PAR score was taken (year to date)	29	31	93.5%	56.1%	58.4%
Rate of removable appliances per 100 fixed appliances - proposed treatment (rolling 12 month period)	1	22	4.55	5.53	5.64
Rate of removable appliances per 100 fixed appliances - completed treatment (rolling 12 month period)	0	2	0.00	4.24	4.81
% of courses of treatment with removable appliances only - proposed treatment (rolling 12 month period)	1	24	4.2%	1.5%	2.0%
% of courses of treatment with removable appliances only - completed treatment (rolling 12 month period)	0	31	0.0%	1.0%	1.5%
% of patients satisfied with the treatment they have received (rolling 12 month period)	0	0	N/A	96.6%	96.0%

\* Figures in italics indicate that the base number is less than 100.

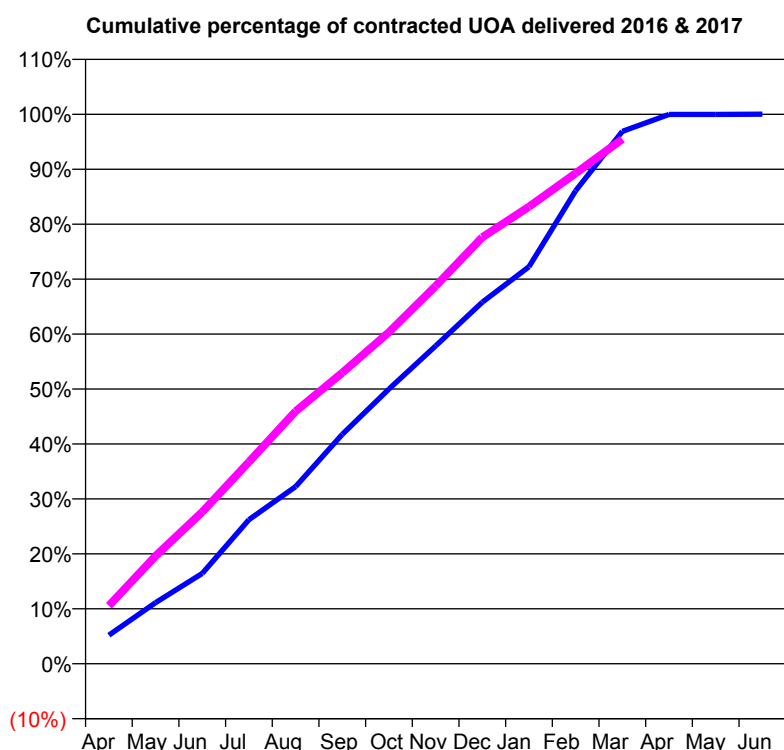
**Q52 - Vital Signs Orthodontic At a Glance Contract Report for 101338/0088 - March 2017**

Name or company name	Whitecross Dental Care Limited
Contract type name	PDS Contract
Purpose of contract	Orthodontic
Contract start date	01/06/2009
Contract end date	31/03/2018

16/17 Contracted general activity (UDA)	0
Carry forward general activity (UDA)	0
16/17 Contracted orthodontic activity (UOA)	30,926
Carry forward orthodontic activity (UOA)	-8
Baseline contract value	£1,958,753.43

**ACCESS**

	Contract	England and Wales
24 month ratio of assessments to patient IDs	1.06	1.09

**ACTIVITY**


Month	Adjusted Scheduled Activity (UOA)	
	2016	2017
April	1,610	3,265
May	3,439	6,064
June	5,082	8,541
July	8,107	11,357
August	9,967	14,207
September	12,911	16,378
October	15,461	18,658
November	17,887	21,260
December	20,352	24,004
January	22,346	25,720
February	26,624	27,604
March	29,966	29,525
April	30,913	
May	30,913	
June	30,934	

**QUALITY**

	Contract Quantity	Contract Base Number	Contract *	Region	England
% of all assessments that were assess and fit appliances (rolling 12 month period)	1,415	2,214	63.9%	56.0%	56.6%
% of all assessments that were assess and refuse (rolling 12 month period)	266	2,214	12.0%	12.2%	11.8%
% of all assessments that were assess and review (rolling 12 month period)	533	2,214	24.1%	31.7%	31.6%
% of terminated courses where treatment was abandoned or discontinued (rolling 12 month period)	109	1,479	7.4%	7.9%	7.7%
% of completed treatments indicating that PAR score was taken (year to date)	809	1,370	59.1%	56.1%	58.4%
Rate of removable appliances per 100 fixed appliances - proposed treatment (rolling 12 month period)	181	2,785	6.50	5.53	5.64
Rate of removable appliances per 100 fixed appliances - completed treatment (rolling 12 month period)	135	2,680	5.04	4.24	4.81
% of courses of treatment with removable appliances only - proposed treatment (rolling 12 month period)	3	1,415	0.2%	1.5%	2.0%
% of courses of treatment with removable appliances only - completed treatment (rolling 12 month period)	5	1,370	0.4%	1.0%	1.5%
% of patients satisfied with the treatment they have received (rolling 12 month period)	62	65	95.4%	96.6%	96.0%

\* Figures in italics indicate that the base number is less than 100.

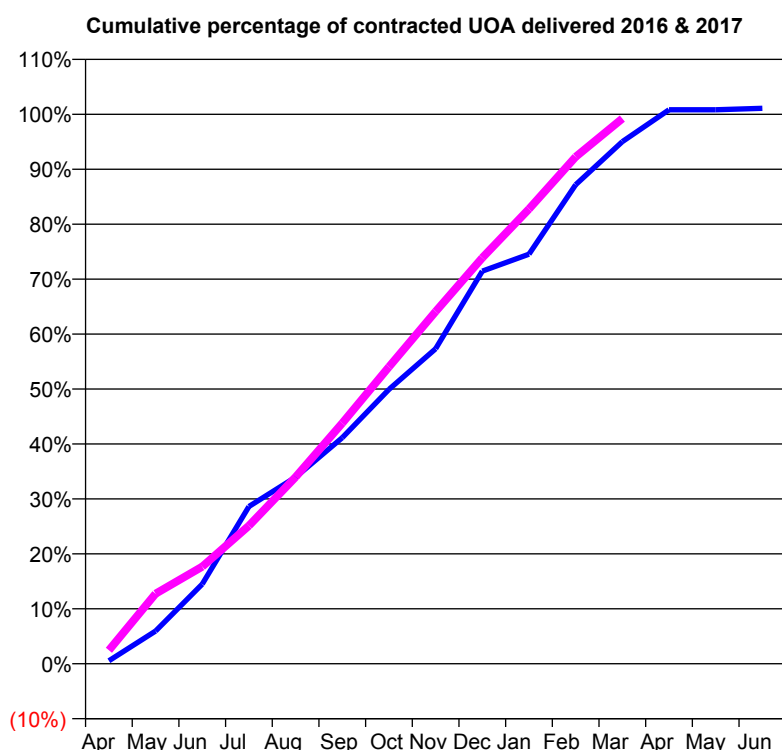
**Q52 - Vital Signs Orthodontic At a Glance Contract Report for 101338/0089 - March 2017**

Name or company name	Whitecross Dental Care Limited
Contract type name	PDS Contract
Purpose of contract	Orthodontic
Contract start date	01/06/2009
Contract end date	31/03/2018

16/17 Contracted general activity (UDA)	0
Carry forward general activity (UDA)	0
16/17 Contracted orthodontic activity (UOA)	8,569
Carry forward orthodontic activity (UOA)	-92
Baseline contract value	£544,026.12

**ACCESS**

	Contract	England and Wales
24 month ratio of assessments to patient IDs	1.03	1.09

**ACTIVITY**


Month	Adjusted Scheduled Activity (UOA)	
	2016	2017
April	46	212
May	510	1,093
June	1,243	1,514
July	2,453	2,154
August	2,910	2,913
September	3,526	3,752
October	4,278	4,631
November	4,912	5,492
December	6,122	6,330
January	6,386	7,092
February	7,471	7,905
March	8,142	8,501
April	8,640	
May	8,640	
June	8,661	

**QUALITY**

	Contract Quantity	Contract Base Number	Contract *	Region	England
% of all assessments that were assess and fit appliances (rolling 12 month period)	419	664	63.1%	56.0%	56.6%
% of all assessments that were assess and refuse (rolling 12 month period)	76	664	11.4%	12.2%	11.8%
% of all assessments that were assess and review (rolling 12 month period)	169	664	25.5%	31.7%	31.6%
% of terminated courses where treatment was abandoned or discontinued (rolling 12 month period)	22	344	6.4%	7.9%	7.7%
% of completed treatments indicating that PAR score was taken (year to date)	299	322	92.9%	56.1%	58.4%
Rate of removable appliances per 100 fixed appliances - proposed treatment (rolling 12 month period)	3	789	0.38	5.53	5.64
Rate of removable appliances per 100 fixed appliances - completed treatment (rolling 12 month period)	3	623	0.48	4.24	4.81
% of courses of treatment with removable appliances only - proposed treatment (rolling 12 month period)	3	419	0.7%	1.5%	2.0%
% of courses of treatment with removable appliances only - completed treatment (rolling 12 month period)	0	322	0.0%	1.0%	1.5%
% of patients satisfied with the treatment they have received (rolling 12 month period)	18	18	100.0%	96.6%	96.0%

\* Figures in italics indicate that the base number is less than 100.

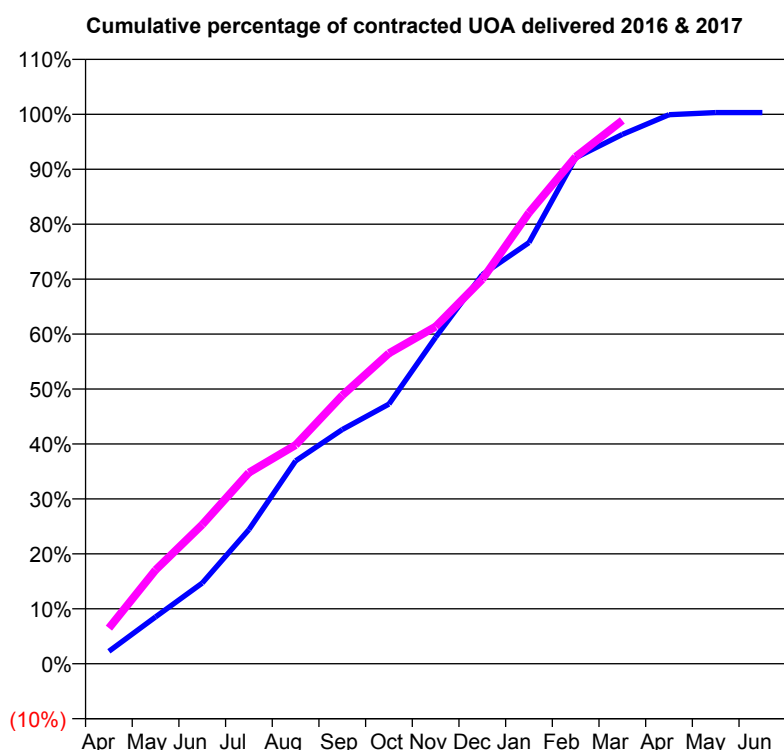
**Q52 - Vital Signs Orthodontic At a Glance Contract Report for 101338/0150 - March 2017**

Name or company name	Whitecross Dental Care Limited
Contract type name	PDS Contract
Purpose of contract	Orthodontic
Contract start date	01/04/2014
Contract end date	31/03/2018

16/17 Contracted general activity (UDA)	0
Carry forward general activity (UDA)	0
16/17 Contracted orthodontic activity (UOA)	5,657
Carry forward orthodontic activity (UOA)	-18
Baseline contract value	£346,045.47

**ACCESS**

	Contract	England and Wales
24 month ratio of assessments to patient IDs	1.04	1.09

**ACTIVITY**


Month	Adjusted Scheduled Activity (UOA)	
	2016	2017
April	129	367
May	482	966
June	831	1,432
July	1,382	1,968
August	2,089	2,252
September	2,411	2,763
October	2,673	3,197
November	3,361	3,471
December	4,007	3,959
January	4,336	4,643
February	5,209	5,219
March	5,449	5,593
April	5,653	
May	5,674	
June	5,675	

**QUALITY**

	Contract Quantity	Contract Base Number	Contract *	Region	England
% of all assessments that were assess and fit appliances (rolling 12 month period)	267	544	49.1%	56.0%	56.6%
% of all assessments that were assess and refuse (rolling 12 month period)	92	544	16.9%	12.2%	11.8%
% of all assessments that were assess and review (rolling 12 month period)	185	544	34.0%	31.7%	31.6%
% of terminated courses where treatment was abandoned or discontinued (rolling 12 month period)	13	191	6.8%	7.9%	7.7%
% of completed treatments indicating that PAR score was taken (year to date)	173	178	97.2%	56.1%	58.4%
Rate of removable appliances per 100 fixed appliances - proposed treatment (rolling 12 month period)	6	524	1.15	5.53	5.64
Rate of removable appliances per 100 fixed appliances - completed treatment (rolling 12 month period)	15	343	4.37	4.24	4.81
% of courses of treatment with removable appliances only - proposed treatment (rolling 12 month period)	3	267	1.1%	1.5%	2.0%
% of courses of treatment with removable appliances only - completed treatment (rolling 12 month period)	4	178	2.2%	1.0%	1.5%
% of patients satisfied with the treatment they have received (rolling 12 month period)	8	8	100.0%	96.6%	96.0%

\* Figures in italics indicate that the base number is less than 100.

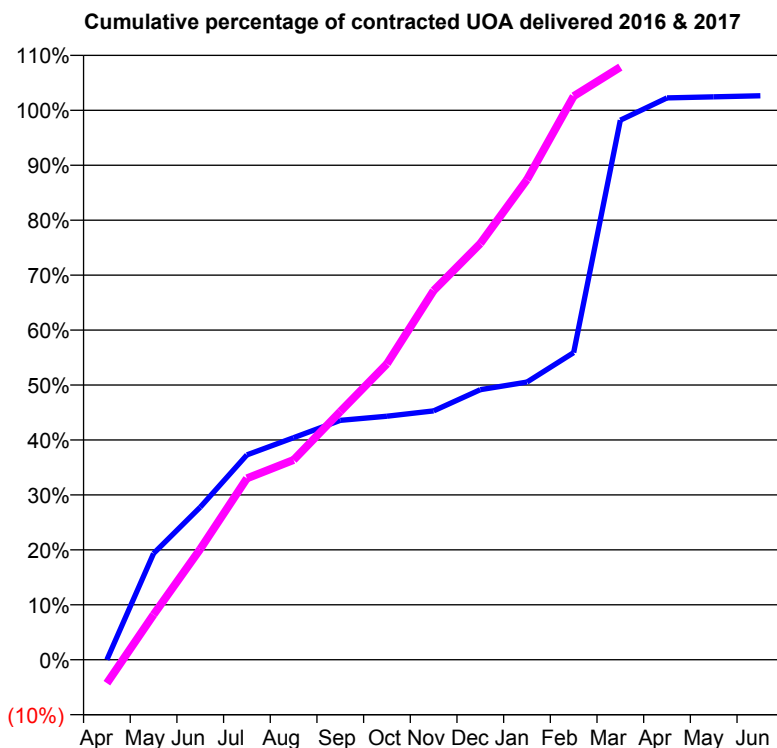
**Q52 - Vital Signs Orthodontic At a Glance Contract Report for 132853/0001 - March 2017**

Name or company name	Regent Orthodontics Limited
Contract type name	PDS Contract
Purpose of contract	Orthodontic
Contract start date	01/06/2011
Contract end date	31/03/2018

16/17 Contracted general activity (UDA)	0
Carry forward general activity (UDA)	0
16/17 Contracted orthodontic activity (UOA)	12,171
Carry forward orthodontic activity (UOA)	908
Baseline contract value	£698,588.54

**ACCESS**

	Contract	England and Wales
24 month ratio of assessments to patient IDs	1.04	1.09

**ACTIVITY**


Month	Adjusted Scheduled Activity (UOA)	
	2016	2017
April	0	-520
May	2,355	1,000
June	3,380	2,452
July	4,537	4,018
August	4,918	4,426
September	5,302	5,499
October	5,395	6,555
November	5,513	8,176
December	5,983	9,219
January	6,150	10,635
February	6,802	12,483
March	11,951	13,128
April	12,444	
May	12,467	
June	12,492	

**QUALITY**

	Contract Quantity	Contract Base Number	Contract *	Region	England
% of all assessments that were assess and fit appliances (rolling 12 month period)	675	1,294	52.2%	56.0%	56.6%
% of all assessments that were assess and refuse (rolling 12 month period)	170	1,294	13.1%	12.2%	11.8%
% of all assessments that were assess and review (rolling 12 month period)	449	1,294	34.7%	31.7%	31.6%
% of terminated courses where treatment was abandoned or discontinued (rolling 12 month period)	52	659	7.9%	7.9%	7.7%
% of completed treatments indicating that PAR score was taken (year to date)	0	607	0.0%	56.1%	58.4%
Rate of removable appliances per 100 fixed appliances - proposed treatment (rolling 12 month period)	83	1,299	6.39	5.53	5.64
Rate of removable appliances per 100 fixed appliances - completed treatment (rolling 12 month period)	92	1,165	7.90	4.24	4.81
% of courses of treatment with removable appliances only - proposed treatment (rolling 12 month period)	10	675	1.5%	1.5%	2.0%
% of courses of treatment with removable appliances only - completed treatment (rolling 12 month period)	8	607	1.3%	1.0%	1.5%
% of patients satisfied with the treatment they have received (rolling 12 month period)	43	45	95.6%	96.6%	96.0%

\* Figures in italics indicate that the base number is less than 100.

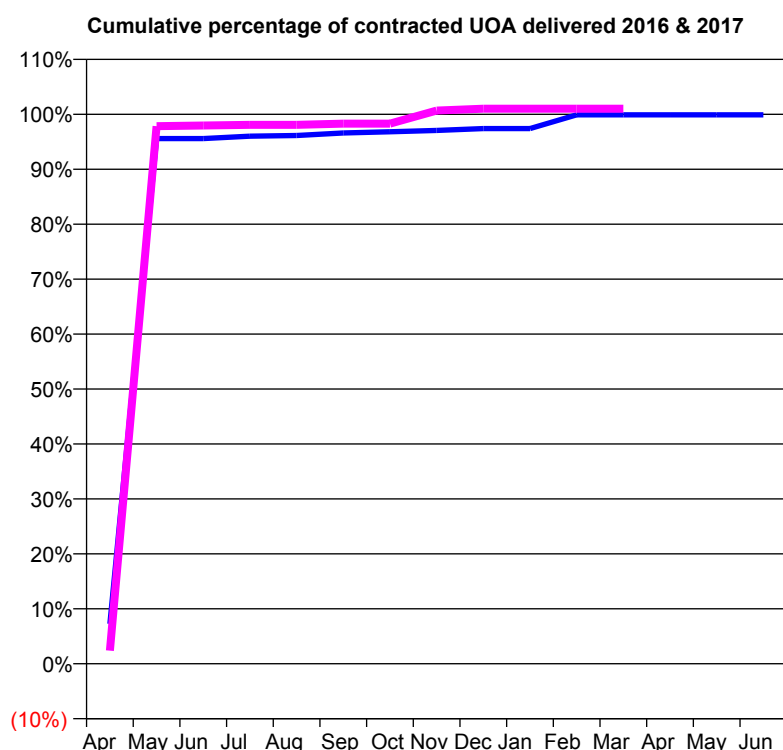
**Q52 - Vital Signs Orthodontic At a Glance Contract Report for 143170/0001 - March 2017**

Name or company name	Joe Kelly & Associates Ltd
Contract type name	GDS Contract
Purpose of contract	General and Orthodontic
Contract start date	01/11/2011
Contract end date	

16/17 Contracted general activity (UDA)	13,120
Carry forward general activity (UDA)	-225
16/17 Contracted orthodontic activity (UOA)	880
Carry forward orthodontic activity (UOA)	0
Baseline contract value	£464,107.77

**ACCESS**

	Contract	England and Wales
24 month ratio of assessments to patient IDs	1.00	1.09

**ACTIVITY**


Month	Adjusted Scheduled Activity (UOA)	
	2016	2017
April	64	21
May	841	861
June	841	862
July	845	863
August	846	863
September	850	865
October	852	865
November	854	886
December	857	889
January	857	889
February	879	889
March	879	889
April	879	
May	879	
June	879	

**QUALITY**

	Contract Quantity	Contract Base Number	Contract *	Region	England
% of all assessments that were assess and fit appliances (rolling 12 month period)	42	54	77.8%	56.0%	56.6%
% of all assessments that were assess and refuse (rolling 12 month period)	7	54	13.0%	12.2%	11.8%
% of all assessments that were assess and review (rolling 12 month period)	5	54	9.3%	31.7%	31.6%
% of terminated courses where treatment was abandoned or discontinued (rolling 12 month period)	2	44	4.5%	7.9%	7.7%
% of completed treatments indicating that PAR score was taken (year to date)	30	42	71.4%	56.1%	58.4%
Rate of removable appliances per 100 fixed appliances - proposed treatment (rolling 12 month period)	0	0	N/A	5.53	5.64
Rate of removable appliances per 100 fixed appliances - completed treatment (rolling 12 month period)	0	51	0.00	4.24	4.81
% of courses of treatment with removable appliances only - proposed treatment (rolling 12 month period)	0	42	0.0%	1.5%	2.0%
% of courses of treatment with removable appliances only - completed treatment (rolling 12 month period)	0	42	0.0%	1.0%	1.5%
% of patients satisfied with the treatment they have received (rolling 12 month period)	1	1	100.0%	96.6%	96.0%

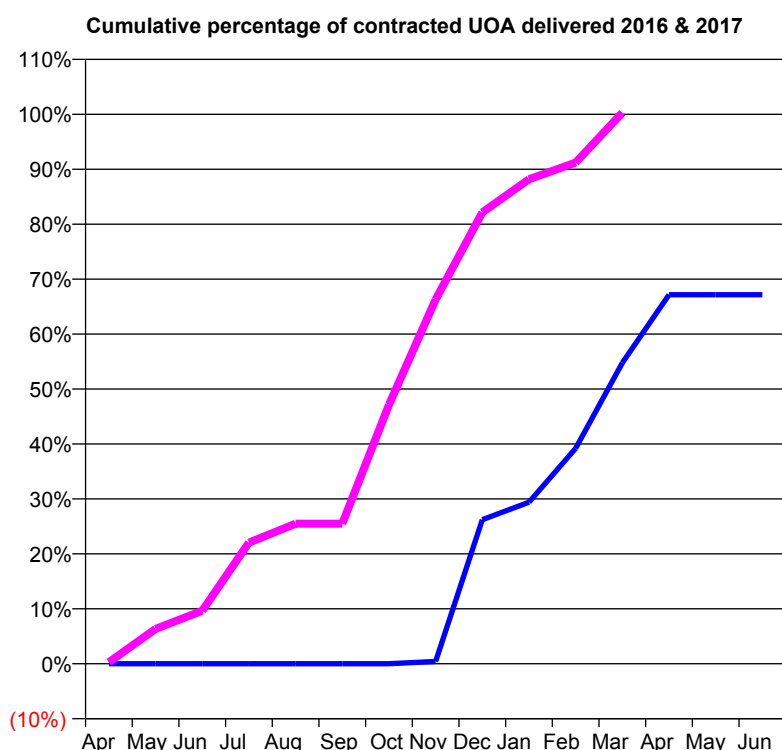
\* Figures in italics indicate that the base number is less than 100.

**Q52 - Vital Signs Orthodontic At a Glance Contract Report for 143839/0001 - March 2017**

Name or company name	Belle Isle Family Dental Practice
Contract type name	GDS Contract
Purpose of contract	General and Orthodontic
Contract start date	01/12/2014
Contract end date	

16/17 Contracted general activity (UDA)	14,200
Carry forward general activity (UDA)	-10
16/17 Contracted orthodontic activity (UOA)	694
Carry forward orthodontic activity (UOA)	0
Baseline contract value	£430,438.35

ACCESS	Contract	England and Wales
24 month ratio of assessments to patient IDs	1.05	1.09

**ACTIVITY**


Month	Adjusted Scheduled Activity (UOA)	
	2016	2017
April	0	2
May	0	44
June	0	67
July	0	153
August	0	177
September	0	177
October	0	327
November	3	460
December	182	570
January	204	612
February	272	633
March	380	696
April	466	
May	466	
June	466	

QUALITY	Contract Quantity	Contract Base Number	Contract *	Region	England
% of all assessments that were assess and fit appliances (rolling 12 month period)	39	57	68.4%	56.0%	56.6%
% of all assessments that were assess and refuse (rolling 12 month period)	14	57	24.6%	12.2%	11.8%
% of all assessments that were assess and review (rolling 12 month period)	4	57	7.0%	31.7%	31.6%
% of terminated courses where treatment was abandoned or discontinued (rolling 12 month period)	1	3	33.3%	7.9%	7.7%
% of completed treatments indicating that PAR score was taken (year to date)	0	2	0.0%	56.1%	58.4%
Rate of removable appliances per 100 fixed appliances - proposed treatment (rolling 12 month period)	3	63	4.76	5.53	5.64
Rate of removable appliances per 100 fixed appliances - completed treatment (rolling 12 month period)	0	4	0.00	4.24	4.81
% of courses of treatment with removable appliances only - proposed treatment (rolling 12 month period)	3	39	7.7%	1.5%	2.0%
% of courses of treatment with removable appliances only - completed treatment (rolling 12 month period)	0	2	0.0%	1.0%	1.5%
% of patients satisfied with the treatment they have received (rolling 12 month period)	0	0	N/A	96.6%	96.0%

\* Figures in italics indicate that the base number is less than 100.



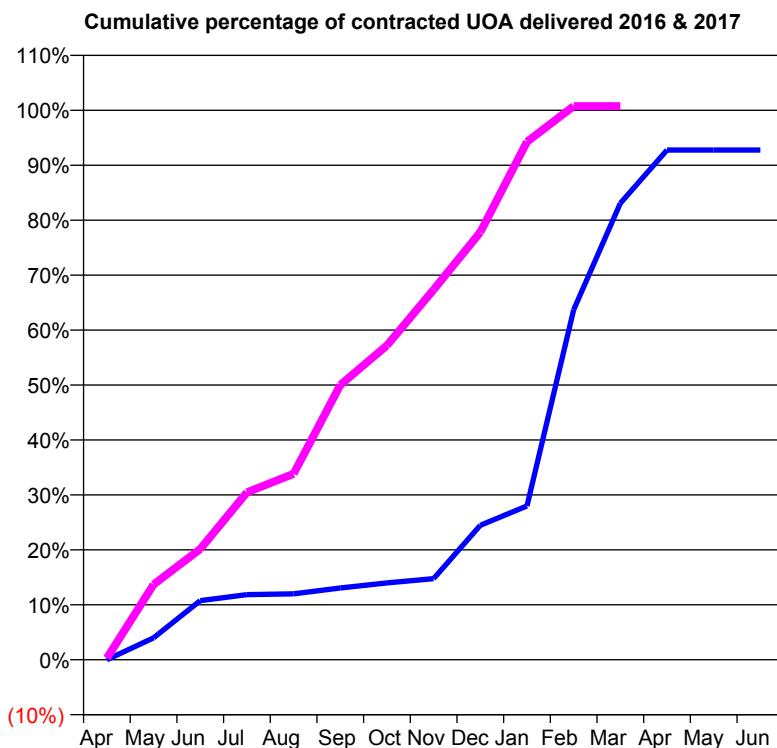
**Q52 - Vital Signs Orthodontic At a Glance Contract Report for 151211/0001 - March 2017**

Name or company name	Milne, Spencer & Harris Dental Surgeons
Contract type name	GDS Contract
Purpose of contract	General and Orthodontic
Contract start date	01/04/2010
Contract end date	

16/17 Contracted general activity (UDA)	22,000
Carry forward general activity (UDA)	-436
16/17 Contracted orthodontic activity (UOA)	650
Carry forward orthodontic activity (UOA)	0
Baseline contract value	£736,004.06

**ACCESS**

	Contract	England and Wales
24 month ratio of assessments to patient IDs	1.04	1.09

**ACTIVITY**


Month	Adjusted Scheduled Activity (UOA)	
	2016	2017
April	0	2
May	26	89
June	70	131
July	77	198
August	78	220
September	85	325
October	91	372
November	96	438
December	159	506
January	182	613
February	414	655
March	540	655
April	603	
May	603	
June	603	

**QUALITY**

	Contract Quantity	Contract Base Number	Contract *	Region	England
% of all assessments that were assess and fit appliances (rolling 12 month period)	35	47	74.5%	56.0%	56.6%
% of all assessments that were assess and refuse (rolling 12 month period)	6	47	12.8%	12.2%	11.8%
% of all assessments that were assess and review (rolling 12 month period)	6	47	12.8%	31.7%	31.6%
% of terminated courses where treatment was abandoned or discontinued (rolling 12 month period)	2	10	20.0%	7.9%	7.7%
% of completed treatments indicating that PAR score was taken (year to date)	6	8	75.0%	56.1%	58.4%
Rate of removable appliances per 100 fixed appliances - proposed treatment (rolling 12 month period)	0	0	N/A	5.53	5.64
Rate of removable appliances per 100 fixed appliances - completed treatment (rolling 12 month period)	1	11	9.09	4.24	4.81
% of courses of treatment with removable appliances only - proposed treatment (rolling 12 month period)	0	35	0.0%	1.5%	2.0%
% of courses of treatment with removable appliances only - completed treatment (rolling 12 month period)	1	8	12.5%	1.0%	1.5%
% of patients satisfied with the treatment they have received (rolling 12 month period)	0	0	N/A	96.6%	96.0%

\* Figures in italics indicate that the base number is less than 100.

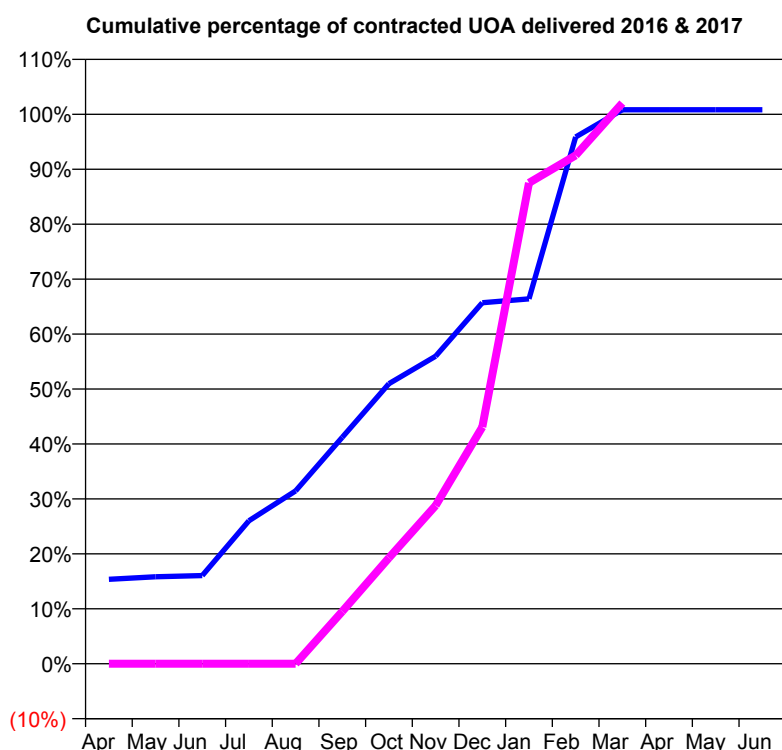
**Q52 - Vital Signs Orthodontic At a Glance Contract Report for 151211/0002 - March 2017**

Name or company name	Milne, Spencer & Harris Dental Surgeons
Contract type name	GDS Contract
Purpose of contract	General and Orthodontic
Contract start date	01/04/2010
Contract end date	

16/17 Contracted general activity (UDA)	11,795
Carry forward general activity (UDA)	79
16/17 Contracted orthodontic activity (UOA)	441
Carry forward orthodontic activity (UOA)	0
Baseline contract value	£400,256.41

**ACCESS**

	Contract	England and Wales
24 month ratio of assessments to patient IDs	1.04	1.09

**ACTIVITY**


Month	Adjusted Scheduled Activity (UOA)	
	2016	2017
April	68	0
May	70	0
June	71	0
July	115	0
August	139	0
September	182	42
October	225	85
November	247	127
December	290	190
January	293	386
February	423	408
March	445	450
April	445	
May	445	
June	445	

**QUALITY**

	Contract Quantity	Contract Base Number	Contract *	Region	England
% of all assessments that were assess and fit appliances (rolling 12 month period)	21	28	75.0%	56.0%	56.6%
% of all assessments that were assess and refuse (rolling 12 month period)	5	28	17.9%	12.2%	11.8%
% of all assessments that were assess and review (rolling 12 month period)	2	28	7.1%	31.7%	31.6%
% of terminated courses where treatment was abandoned or discontinued (rolling 12 month period)	2	10	20.0%	7.9%	7.7%
% of completed treatments indicating that PAR score was taken (year to date)	8	8	100.0%	56.1%	58.4%
Rate of removable appliances per 100 fixed appliances - proposed treatment (rolling 12 month period)	1	2	50.00	5.53	5.64
Rate of removable appliances per 100 fixed appliances - completed treatment (rolling 12 month period)	1	9	11.11	4.24	4.81
% of courses of treatment with removable appliances only - proposed treatment (rolling 12 month period)	0	21	0.0%	1.5%	2.0%
% of courses of treatment with removable appliances only - completed treatment (rolling 12 month period)	0	8	0.0%	1.0%	1.5%
% of patients satisfied with the treatment they have received (rolling 12 month period)	0	0	N/A	96.6%	96.0%

\* Figures in italics indicate that the base number is less than 100.

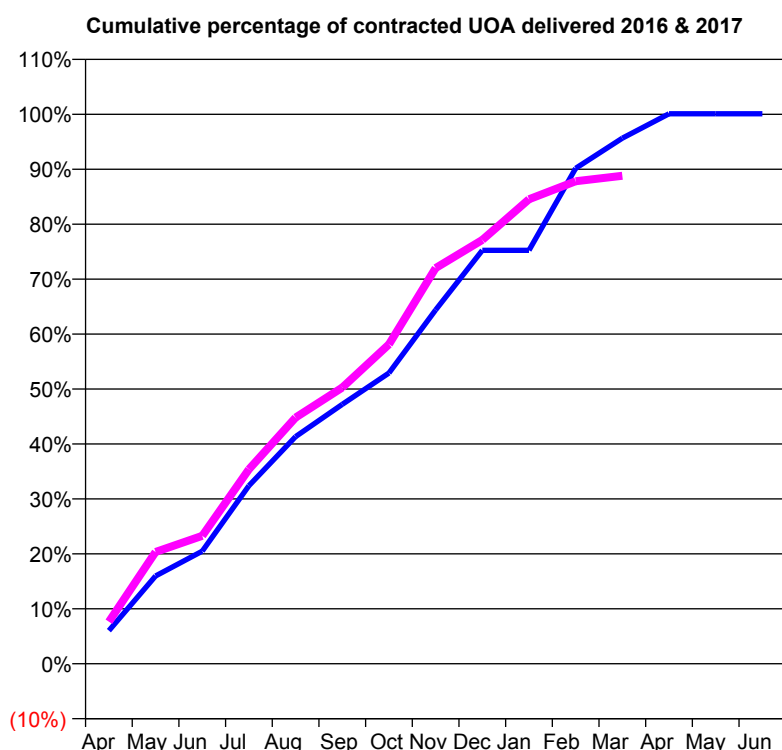
**Q52 - Vital Signs Orthodontic At a Glance Contract Report for 162965/0002 - March 2017**

Name or company name	Clarendon Dental Spa (Leeds) Ltd
Contract type name	PDS Contract
Purpose of contract	Orthodontic
Contract start date	01/10/2010
Contract end date	31/03/2018

16/17 Contracted general activity (UDA)	0
Carry forward general activity (UDA)	0
16/17 Contracted orthodontic activity (UOA)	4,315
Carry forward orthodontic activity (UOA)	-4
Baseline contract value	£269,828.89

**ACCESS**

	Contract	England and Wales
24 month ratio of assessments to patient IDs	1.03	1.09

**ACTIVITY**


Month	Adjusted Scheduled Activity (UOA)	
	2016	2017
April	260	330
May	690	878
June	884	1,005
July	1,398	1,527
August	1,784	1,934
September	2,037	2,169
October	2,283	2,508
November	2,779	3,107
December	3,247	3,328
January	3,247	3,648
February	3,891	3,789
March	4,127	3,832
April	4,319	
May	4,319	
June	4,319	

**QUALITY**

	Contract Quantity	Contract Base Number	Contract *	Region	England
% of all assessments that were assess and fit appliances (rolling 12 month period)	188	277	67.9%	56.0%	56.6%
% of all assessments that were assess and refuse (rolling 12 month period)	54	277	19.5%	12.2%	11.8%
% of all assessments that were assess and review (rolling 12 month period)	35	277	12.6%	31.7%	31.6%
% of terminated courses where treatment was abandoned or discontinued (rolling 12 month period)	36	262	13.7%	7.9%	7.7%
% of completed treatments indicating that PAR score was taken (year to date)	205	226	90.7%	56.1%	58.4%
Rate of removable appliances per 100 fixed appliances - proposed treatment (rolling 12 month period)	1	357	0.28	5.53	5.64
Rate of removable appliances per 100 fixed appliances - completed treatment (rolling 12 month period)	2	302	0.66	4.24	4.81
% of courses of treatment with removable appliances only - proposed treatment (rolling 12 month period)	1	188	0.5%	1.5%	2.0%
% of courses of treatment with removable appliances only - completed treatment (rolling 12 month period)	1	226	0.4%	1.0%	1.5%
% of patients satisfied with the treatment they have received (rolling 12 month period)	5	5	100.0%	96.6%	96.0%

\* Figures in italics indicate that the base number is less than 100.

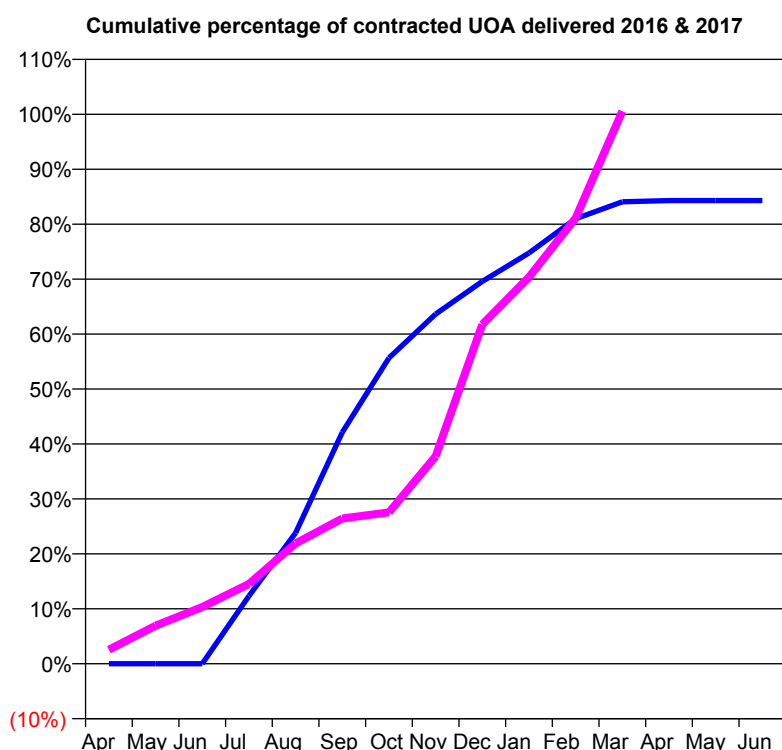
**Q52 - Vital Signs Orthodontic At a Glance Contract Report for 183652/0002 - March 2017**

Name or company name	Haricovert Limited
Contract type name	PDS Contract
Purpose of contract	Orthodontic
Contract start date	01/05/2015
Contract end date	31/03/2018

16/17 Contracted general activity (UDA)	0
Carry forward general activity (UDA)	0
16/17 Contracted orthodontic activity (UOA)	19,657
Carry forward orthodontic activity (UOA)	-393
Baseline contract value	£1,221,426.98

**ACCESS**

	Contract	England and Wales
24 month ratio of assessments to patient IDs	1.04	1.09

**ACTIVITY**


Month	Adjusted Scheduled Activity (UOA)	
	2016	2017
April	0	501
May	0	1,361
June	0	2,029
July	2,222	2,855
August	4,292	4,305
September	7,589	5,199
October	10,029	5,418
November	11,466	7,418
December	12,539	12,140
January	13,470	13,831
February	14,593	15,945
March	15,150	19,767
April	15,187	
May	15,187	
June	15,187	

**QUALITY**

	Contract Quantity	Contract Base Number	Contract *	Region	England
% of all assessments that were assess and fit appliances (rolling 12 month period)	905	1,632	55.5%	56.0%	56.6%
% of all assessments that were assess and refuse (rolling 12 month period)	355	1,632	21.8%	12.2%	11.8%
% of all assessments that were assess and review (rolling 12 month period)	372	1,632	22.8%	31.7%	31.6%
% of terminated courses where treatment was abandoned or discontinued (rolling 12 month period)	80	1,261	6.3%	7.9%	7.7%
% of completed treatments indicating that PAR score was taken (year to date)	57	1,180	4.8%	56.1%	58.4%
Rate of removable appliances per 100 fixed appliances - proposed treatment (rolling 12 month period)	237	1,757	13.49	5.53	5.64
Rate of removable appliances per 100 fixed appliances - completed treatment (rolling 12 month period)	305	2,199	13.87	4.24	4.81
% of courses of treatment with removable appliances only - proposed treatment (rolling 12 month period)	13	905	1.4%	1.5%	2.0%
% of courses of treatment with removable appliances only - completed treatment (rolling 12 month period)	21	1,181	1.8%	1.0%	1.5%
% of patients satisfied with the treatment they have received (rolling 12 month period)	20	22	90.9%	96.6%	96.0%

\* Figures in italics indicate that the base number is less than 100.

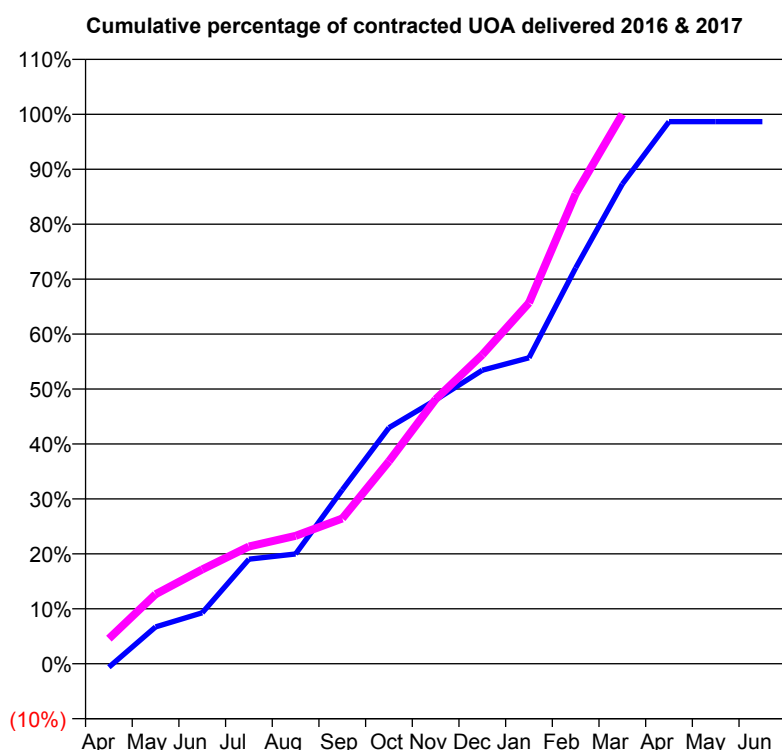
**Q52 - Vital Signs Orthodontic At a Glance Contract Report for 188115/0001 - March 2017**

Name or company name	St Michaels Orthodontics Ltd
Contract type name	PDS Contract
Purpose of contract	Orthodontic
Contract start date	01/07/2010
Contract end date	31/03/2018

16/17 Contracted general activity (UDA)	0
Carry forward general activity (UDA)	0
16/17 Contracted orthodontic activity (UOA)	4,709
Carry forward orthodontic activity (UOA)	63
Baseline contract value	£292,606.68

**ACCESS**

	Contract	England and Wales
24 month ratio of assessments to patient IDs	1.04	1.09

**ACTIVITY**


Month	Adjusted Scheduled Activity (UOA)	
	2016	2017
April	-30	215
May	316	596
June	437	808
July	897	1,005
August	941	1,096
September	1,491	1,245
October	2,023	1,735
November	2,261	2,267
December	2,516	2,648
January	2,622	3,093
February	3,392	4,027
March	4,111	4,710
April	4,646	
May	4,646	
June	4,646	

**QUALITY**

	Contract Quantity	Contract Base Number	Contract *	Region	England
% of all assessments that were assess and fit appliances (rolling 12 month period)	250	325	76.9%	56.0%	56.6%
% of all assessments that were assess and refuse (rolling 12 month period)	43	325	13.2%	12.2%	11.8%
% of all assessments that were assess and review (rolling 12 month period)	32	325	9.8%	31.7%	31.6%
% of terminated courses where treatment was abandoned or discontinued (rolling 12 month period)	22	247	8.9%	7.9%	7.7%
% of completed treatments indicating that PAR score was taken (year to date)	147	225	65.3%	56.1%	58.4%
Rate of removable appliances per 100 fixed appliances - proposed treatment (rolling 12 month period)	0	477	0.00	5.53	5.64
Rate of removable appliances per 100 fixed appliances - completed treatment (rolling 12 month period)	0	334	0.00	4.24	4.81
% of courses of treatment with removable appliances only - proposed treatment (rolling 12 month period)	0	250	0.0%	1.5%	2.0%
% of courses of treatment with removable appliances only - completed treatment (rolling 12 month period)	0	225	0.0%	1.0%	1.5%
% of patients satisfied with the treatment they have received (rolling 12 month period)	8	8	100.0%	96.6%	96.0%

\* Figures in italics indicate that the base number is less than 100.

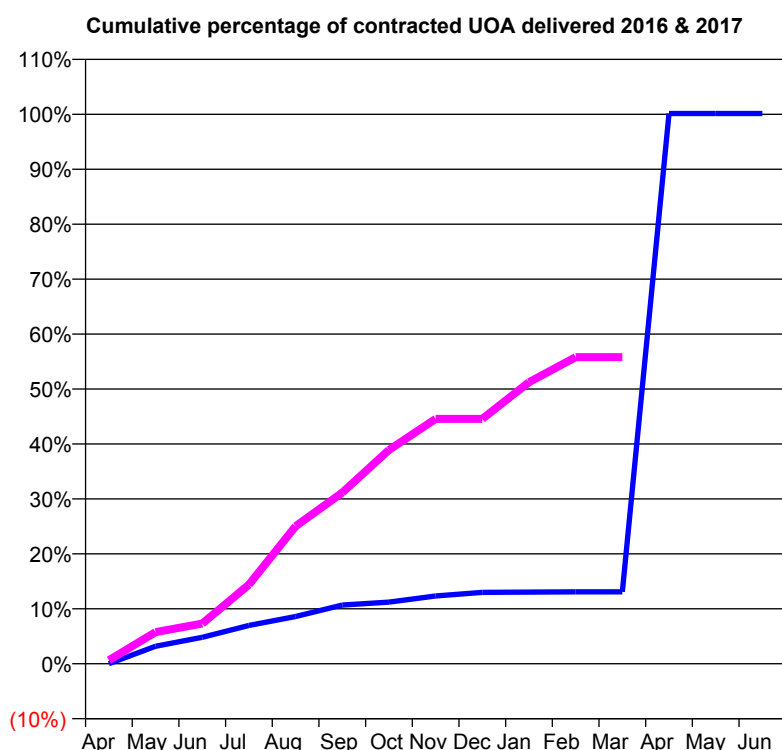
**Q52 - Vital Signs Orthodontic At a Glance Contract Report for 189669/0001 - March 2017**

Name or company name	NSS Properties Ltd
Contract type name	PDS Contract
Purpose of contract	Orthodontic
Contract start date	01/04/2011
Contract end date	31/03/2018

16/17 Contracted general activity (UDA)	0
Carry forward general activity (UDA)	0
16/17 Contracted orthodontic activity (UOA)	4,189
Carry forward orthodontic activity (UOA)	-6
Baseline contract value	£262,738.68

**ACCESS**

	Contract	England and Wales
24 month ratio of assessments to patient IDs	1.01	1.09

**ACTIVITY**


Month	Adjusted Scheduled Activity (UOA)	
	2016	2017
April	0	27
May	134	241
June	202	306
July	292	603
August	360	1,049
September	448	1,305
October	470	1,630
November	517	1,867
December	544	1,867
January	546	2,146
February	548	2,338
March	548	2,338
April	4,195	
May	4,195	
June	4,195	

**QUALITY**

	Contract Quantity	Contract Base Number	Contract *	Region	England
% of all assessments that were assess and fit appliances (rolling 12 month period)	281	312	90.1%	56.0%	56.6%
% of all assessments that were assess and refuse (rolling 12 month period)	2	312	0.6%	12.2%	11.8%
% of all assessments that were assess and review (rolling 12 month period)	29	312	9.3%	31.7%	31.6%
% of terminated courses where treatment was abandoned or discontinued (rolling 12 month period)	25	194	12.9%	7.9%	7.7%
% of completed treatments indicating that PAR score was taken (year to date)	33	169	19.5%	56.1%	58.4%
Rate of removable appliances per 100 fixed appliances - proposed treatment (rolling 12 month period)	2	557	0.36	5.53	5.64
Rate of removable appliances per 100 fixed appliances - completed treatment (rolling 12 month period)	1	329	0.30	4.24	4.81
% of courses of treatment with removable appliances only - proposed treatment (rolling 12 month period)	0	281	0.0%	1.5%	2.0%
% of courses of treatment with removable appliances only - completed treatment (rolling 12 month period)	0	169	0.0%	1.0%	1.5%
% of patients satisfied with the treatment they have received (rolling 12 month period)	7	7	100.0%	96.6%	96.0%

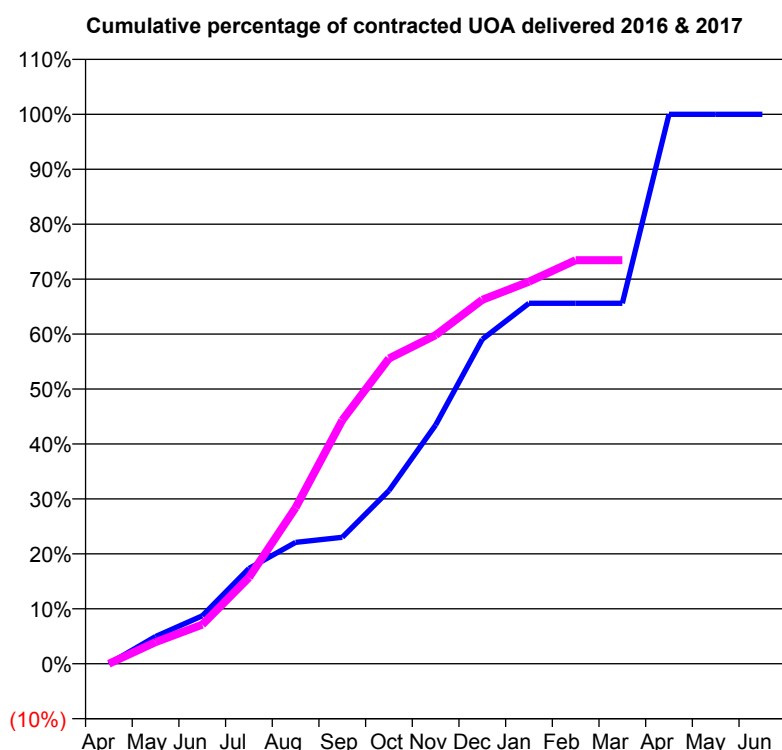
\* Figures in italics indicate that the base number is less than 100.

**Q52 - Vital Signs Orthodontic At a Glance Contract Report for 189669/0002 - March 2017**

Name or company name	NSS Properties Ltd
Contract type name	PDS Contract
Purpose of contract	Orthodontic
Contract start date	01/04/2011
Contract end date	31/03/2018

16/17 Contracted general activity (UDA)	0
Carry forward general activity (UDA)	0
16/17 Contracted orthodontic activity (UOA)	3,996
Carry forward orthodontic activity (UOA)	0
Baseline contract value	£229,348.87

ACCESS	Contract	England and Wales
24 month ratio of assessments to patient IDs	1.02	1.09

**ACTIVITY**


Month	Adjusted Scheduled Activity (UOA)	
	2016	2017
April	0	0
May	198	158
June	349	285
July	693	627
August	883	1,135
September	920	1,771
October	1,259	2,220
November	1,736	2,390
December	2,360	2,647
January	2,622	2,779
February	2,622	2,935
March	2,622	2,935
April	3,996	
May	3,996	
June	3,996	

QUALITY	Contract Quantity	Contract Base Number	Contract *	Region	England
% of all assessments that were assess and fit appliances (rolling 12 month period)	200	261	76.6%	56.0%	56.6%
% of all assessments that were assess and refuse (rolling 12 month period)	5	261	1.9%	12.2%	11.8%
% of all assessments that were assess and review (rolling 12 month period)	56	261	21.5%	31.7%	31.6%
% of terminated courses where treatment was abandoned or discontinued (rolling 12 month period)	10	145	6.9%	7.9%	7.7%
% of completed treatments indicating that PAR score was taken (year to date)	18	135	13.3%	56.1%	58.4%
Rate of removable appliances per 100 fixed appliances - proposed treatment (rolling 12 month period)	1	391	0.26	5.53	5.64
Rate of removable appliances per 100 fixed appliances - completed treatment (rolling 12 month period)	2	259	0.77	4.24	4.81
% of courses of treatment with removable appliances only - proposed treatment (rolling 12 month period)	0	200	0.0%	1.5%	2.0%
% of courses of treatment with removable appliances only - completed treatment (rolling 12 month period)	0	135	0.0%	1.0%	1.5%
% of patients satisfied with the treatment they have received (rolling 12 month period)	8	8	100.0%	96.6%	96.0%

\* Figures in italics indicate that the base number is less than 100.

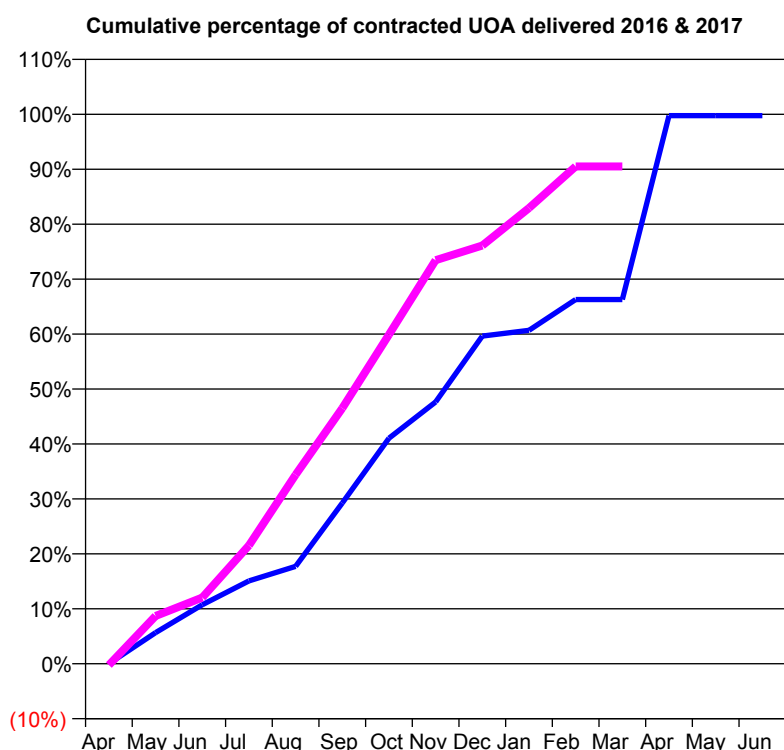
**Q52 - Vital Signs Orthodontic At a Glance Contract Report for 189669/0003 - March 2017**

Name or company name	NSS Properties Ltd
Contract type name	PDS Contract
Purpose of contract	Orthodontic
Contract start date	01/04/2011
Contract end date	31/03/2018

16/17 Contracted general activity (UDA)	0
Carry forward general activity (UDA)	0
16/17 Contracted orthodontic activity (UOA)	3,148
Carry forward orthodontic activity (UOA)	8
Baseline contract value	£184,057.64

**ACCESS**

	Contract	England and Wales
24 month ratio of assessments to patient IDs	1.01	1.09

**ACTIVITY**


Month	Adjusted Scheduled Activity (UOA)	
	2016	2017
April	0	-8
May	178	274
June	338	379
July	475	678
August	558	1,083
September	921	1,464
October	1,292	1,886
November	1,500	2,312
December	1,877	2,396
January	1,910	2,611
February	2,087	2,849
March	2,087	2,849
April	3,140	
May	3,140	
June	3,140	

**QUALITY**

	Contract Quantity	Contract Base Number	Contract *	Region	England
% of all assessments that were assess and fit appliances (rolling 12 month period)	182	224	81.3%	56.0%	56.6%
% of all assessments that were assess and refuse (rolling 12 month period)	4	224	1.8%	12.2%	11.8%
% of all assessments that were assess and review (rolling 12 month period)	38	224	17.0%	31.7%	31.6%
% of terminated courses where treatment was abandoned or discontinued (rolling 12 month period)	17	116	14.7%	7.9%	7.7%
% of completed treatments indicating that PAR score was taken (year to date)	25	99	25.3%	56.1%	58.4%
Rate of removable appliances per 100 fixed appliances - proposed treatment (rolling 12 month period)	0	361	0.00	5.53	5.64
Rate of removable appliances per 100 fixed appliances - completed treatment (rolling 12 month period)	0	193	0.00	4.24	4.81
% of courses of treatment with removable appliances only - proposed treatment (rolling 12 month period)	0	182	0.0%	1.5%	2.0%
% of courses of treatment with removable appliances only - completed treatment (rolling 12 month period)	0	99	0.0%	1.0%	1.5%
% of patients satisfied with the treatment they have received (rolling 12 month period)	4	4	100.0%	96.6%	96.0%

\* Figures in italics indicate that the base number is less than 100.



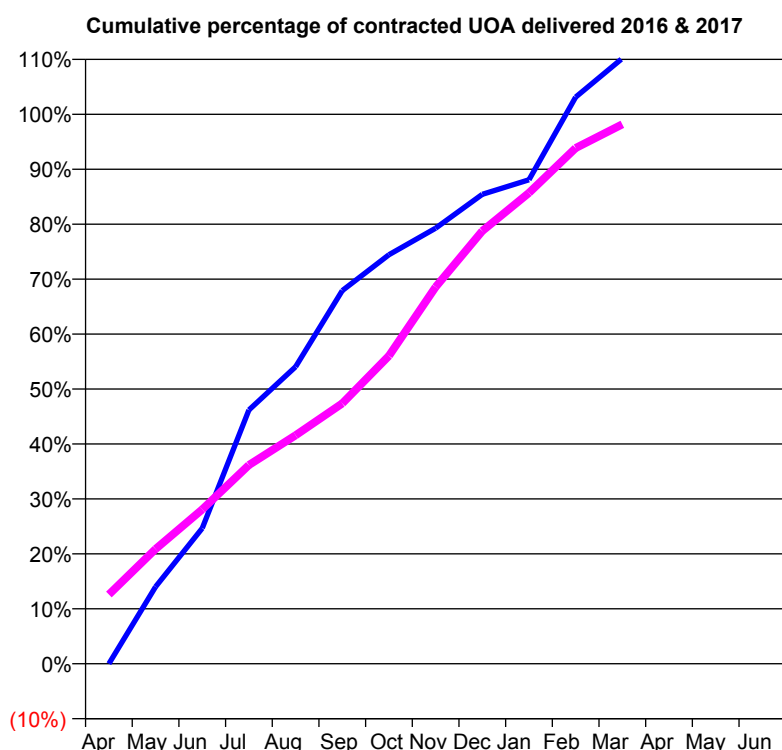
**Q52 - Vital Signs Orthodontic At a Glance Contract Report for 264539/0002 - March 2017**

Name or company name	MR DI PETRUCCI
Contract type name	PDS Contract
Purpose of contract	Orthodontic
Contract start date	03/11/2014
Contract end date	02/11/2024

16/17 Contracted general activity (UDA)	0
Carry forward general activity (UDA)	0
16/17 Contracted orthodontic activity (UOA)	13,287
Carry forward orthodontic activity (UOA)	-266
Baseline contract value	£715,633.69

**ACCESS**

	Contract	England and Wales
24 month ratio of assessments to patient IDs	1.02	1.09

**ACTIVITY**


Month	Adjusted Scheduled Activity (UOA)	
	2016	2017
April	0	1,676
May	1,861	2,774
June	3,277	3,732
July	6,139	4,805
August	7,183	5,524
September	9,024	6,294
October	9,890	7,446
November	10,533	9,111
December	11,350	10,465
January	11,702	11,386
February	13,701	12,469
March	14,638	13,044
April	15,701	
May	15,722	
June	15,743	

**QUALITY**

	Contract Quantity	Contract Base Number	Contract *	Region	England
% of all assessments that were assess and fit appliances (rolling 12 month period)	582	2,373	24.5%	56.0%	56.6%
% of all assessments that were assess and refuse (rolling 12 month period)	434	2,373	18.3%	12.2%	11.8%
% of all assessments that were assess and review (rolling 12 month period)	1,357	2,373	57.2%	31.7%	31.6%
% of terminated courses where treatment was abandoned or discontinued (rolling 12 month period)	28	250	11.2%	7.9%	7.7%
% of completed treatments indicating that PAR score was taken (year to date)	0	222	0.0%	56.1%	58.4%
Rate of removable appliances per 100 fixed appliances - proposed treatment (rolling 12 month period)	104	1,122	9.27	5.53	5.64
Rate of removable appliances per 100 fixed appliances - completed treatment (rolling 12 month period)	19	337	5.64	4.24	4.81
% of courses of treatment with removable appliances only - proposed treatment (rolling 12 month period)	7	582	1.2%	1.5%	2.0%
% of courses of treatment with removable appliances only - completed treatment (rolling 12 month period)	9	222	4.1%	1.0%	1.5%
% of patients satisfied with the treatment they have received (rolling 12 month period)	12	12	100.0%	96.6%	96.0%

\* Figures in italics indicate that the base number is less than 100.

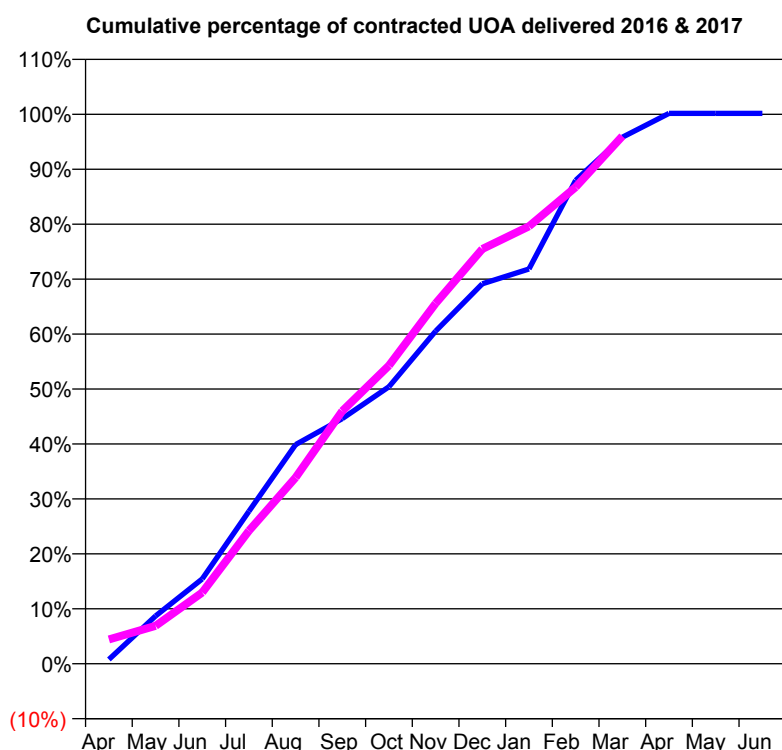
**Q52 - Vital Signs Orthodontic At a Glance Contract Report for 318574/0001 - March 2017**

Name or company name	MR AI TAYLOR
Contract type name	PDS Contract
Purpose of contract	Orthodontic
Contract start date	01/04/2006
Contract end date	31/03/2018

16/17 Contracted general activity (UDA)	0
Carry forward general activity (UDA)	0
16/17 Contracted orthodontic activity (UOA)	5,608
Carry forward orthodontic activity (UOA)	-9
Baseline contract value	£356,445.59

**ACCESS**

	Contract	England and Wales
24 month ratio of assessments to patient IDs	1.03	1.09

**ACTIVITY**


Month	Adjusted Scheduled Activity (UOA)	
	2016	2017
April	44	249
May	488	387
June	866	727
July	1,556	1,357
August	2,236	1,900
September	2,502	2,580
October	2,827	3,043
November	3,395	3,678
December	3,878	4,233
January	4,029	4,465
February	4,934	4,864
March	5,374	5,385
April	5,617	
May	5,617	
June	5,617	

**QUALITY**

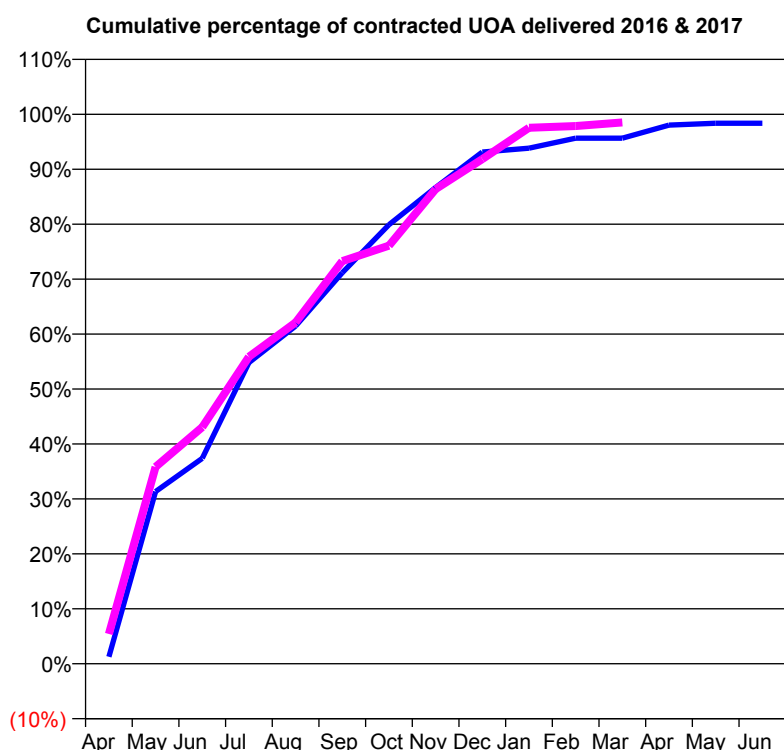
	Contract Quantity	Contract Base Number	Contract *	Region	England
% of all assessments that were assess and fit appliances (rolling 12 month period)	256	551	46.5%	56.0%	56.6%
% of all assessments that were assess and refuse (rolling 12 month period)	87	551	15.8%	12.2%	11.8%
% of all assessments that were assess and review (rolling 12 month period)	208	551	37.7%	31.7%	31.6%
% of terminated courses where treatment was abandoned or discontinued (rolling 12 month period)	55	335	16.4%	7.9%	7.7%
% of completed treatments indicating that PAR score was taken (year to date)	45	279	16.1%	56.1%	58.4%
Rate of removable appliances per 100 fixed appliances - proposed treatment (rolling 12 month period)	17	501	3.39	5.53	5.64
Rate of removable appliances per 100 fixed appliances - completed treatment (rolling 12 month period)	10	552	1.81	4.24	4.81
% of courses of treatment with removable appliances only - proposed treatment (rolling 12 month period)	4	256	1.6%	1.5%	2.0%
% of courses of treatment with removable appliances only - completed treatment (rolling 12 month period)	0	280	0.0%	1.0%	1.5%
% of patients satisfied with the treatment they have received (rolling 12 month period)	3	3	100.0%	96.6%	96.0%

\* Figures in italics indicate that the base number is less than 100.

**Q52 - Vital Signs Orthodontic At a Glance Contract Report for 575941/0001 - March 2017**

Name or company name	MR MH PEARSON	16/17 Contracted general activity (UDA)	0
Contract type name	PDS Contract	Carry forward general activity (UDA)	0
Purpose of contract	Orthodontic	16/17 Contracted orthodontic activity (UOA)	21,111
Contract start date	01/06/2013	Carry forward orthodontic activity (UOA)	-292
Contract end date	31/03/2018	Baseline contract value	£1,215,947.18

ACCESS	Contract	England and Wales
24 month ratio of assessments to patient IDs	1.01	1.09

**ACTIVITY**


Month	Adjusted Scheduled Activity (UOA)	
	2016	2017
April	270	1,144
May	6,618	7,566
June	7,891	9,092
July	11,572	11,795
August	12,975	13,115
September	15,023	15,467
October	16,867	16,063
November	18,296	18,236
December	19,661	19,386
January	19,807	20,593
February	20,195	20,657
March	20,195	20,797
April	20,695	
May	20,765	
June	20,766	

**QUALITY**

	Contract Quantity	Contract Base Number	Contract *	Region	England
% of all assessments that were assess and fit appliances (rolling 12 month period)	930	2,681	34.7%	56.0%	56.6%
% of all assessments that were assess and refuse (rolling 12 month period)	266	2,681	9.9%	12.2%	11.8%
% of all assessments that were assess and review (rolling 12 month period)	1,485	2,681	55.4%	31.7%	31.6%
% of terminated courses where treatment was abandoned or discontinued (rolling 12 month period)	30	889	3.4%	7.9%	7.7%
% of completed treatments indicating that PAR score was taken (year to date)	311	859	36.2%	56.1%	58.4%
Rate of removable appliances per 100 fixed appliances - proposed treatment (rolling 12 month period)	189	1,815	10.41	5.53	5.64
Rate of removable appliances per 100 fixed appliances - completed treatment (rolling 12 month period)	155	1,675	9.25	4.24	4.81
% of courses of treatment with removable appliances only - proposed treatment (rolling 12 month period)	15	930	1.6%	1.5%	2.0%
% of courses of treatment with removable appliances only - completed treatment (rolling 12 month period)	10	859	1.2%	1.0%	1.5%
% of patients satisfied with the treatment they have received (rolling 12 month period)	44	44	100.0%	96.6%	96.0%

\* Figures in italics indicate that the base number is less than 100.

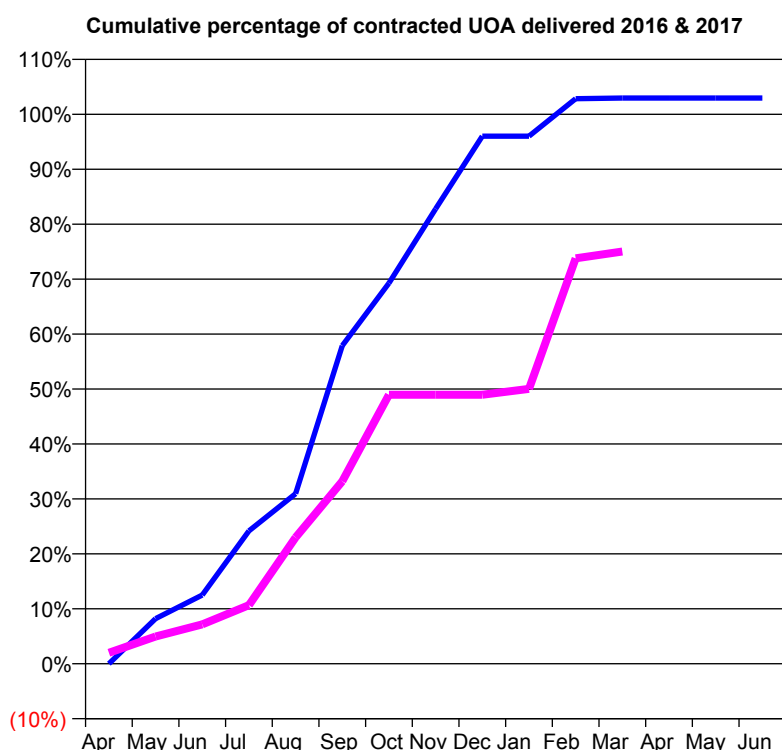
**Q52 - Vital Signs Orthodontic At a Glance Contract Report for 632813/0001 - March 2017**

Name or company name	MR JL SEDDON
Contract type name	PDS Contract
Purpose of contract	Orthodontic
Contract start date	01/04/2006
Contract end date	31/03/2018

16/17 Contracted general activity (UDA)	0
Carry forward general activity (UDA)	0
16/17 Contracted orthodontic activity (UOA)	2,261
Carry forward orthodontic activity (UOA)	-45
Baseline contract value	£132,150.18

**ACCESS**

	Contract	England and Wales
24 month ratio of assessments to patient IDs	1.21	1.09

**ACTIVITY**


Month	Adjusted Scheduled Activity (UOA)	
	2016	2017
April	0	45
May	186	112
June	283	162
July	547	241
August	700	520
September	1,309	751
October	1,566	1,107
November	1,872	1,107
December	2,171	1,107
January	2,171	1,131
February	2,325	1,668
March	2,328	1,696
April	2,328	
May	2,328	
June	2,328	

**QUALITY**

	Contract Quantity	Contract Base Number	Contract *	Region	England
% of all assessments that were assess and fit appliances (rolling 12 month period)	74	198	37.4%	56.0%	56.6%
% of all assessments that were assess and refuse (rolling 12 month period)	23	198	11.6%	12.2%	11.8%
% of all assessments that were assess and review (rolling 12 month period)	101	198	51.0%	31.7%	31.6%
% of terminated courses where treatment was abandoned or discontinued (rolling 12 month period)	2	84	2.4%	7.9%	7.7%
% of completed treatments indicating that PAR score was taken (year to date)	39	82	47.6%	56.1%	58.4%
Rate of removable appliances per 100 fixed appliances - proposed treatment (rolling 12 month period)	0	148	0.00	5.53	5.64
Rate of removable appliances per 100 fixed appliances - completed treatment (rolling 12 month period)	3	162	1.85	4.24	4.81
% of courses of treatment with removable appliances only - proposed treatment (rolling 12 month period)	0	74	0.0%	1.5%	2.0%
% of courses of treatment with removable appliances only - completed treatment (rolling 12 month period)	1	82	1.2%	1.0%	1.5%
% of patients satisfied with the treatment they have received (rolling 12 month period)	1	1	100.0%	96.6%	96.0%

\* Figures in italics indicate that the base number is less than 100.

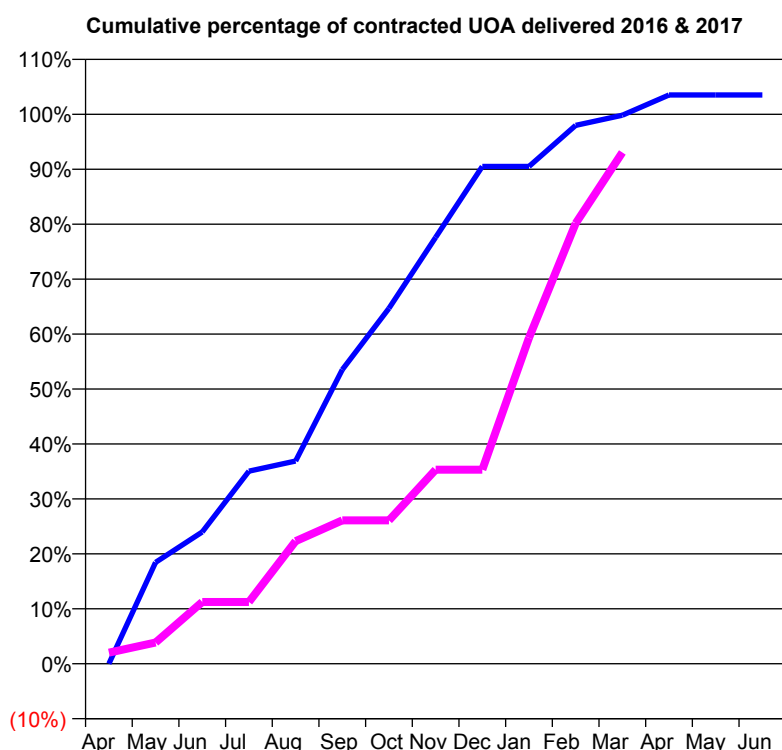
**Q52 - Vital Signs Orthodontic At a Glance Contract Report for 751952/0002 - March 2017**

Name or company name	MR DF SCHUTH
Contract type name	PDS Contract
Purpose of contract	Orthodontic
Contract start date	01/04/2006
Contract end date	31/03/2018

16/17 Contracted general activity (UDA)	0
Carry forward general activity (UDA)	0
16/17 Contracted orthodontic activity (UOA)	1,138
Carry forward orthodontic activity (UOA)	-23
Baseline contract value	£70,737.89

**ACCESS**

	Contract	England and Wales
24 month ratio of assessments to patient IDs	1.00	1.09

**ACTIVITY**


Month	Adjusted Scheduled Activity (UOA)	
	2016	2017
April	0	23
May	210	44
June	273	128
July	399	128
August	420	254
September	609	297
October	736	297
November	883	402
December	1,030	402
January	1,030	675
February	1,115	912
March	1,136	1,059
April	1,178	
May	1,178	
June	1,178	

**QUALITY**

	Contract Quantity	Contract Base Number	Contract *	Region	England
% of all assessments that were assess and fit appliances (rolling 12 month period)	52	53	98.1%	56.0%	56.6%
% of all assessments that were assess and refuse (rolling 12 month period)	1	53	1.9%	12.2%	11.8%
% of all assessments that were assess and review (rolling 12 month period)	0	53	0.0%	31.7%	31.6%
% of terminated courses where treatment was abandoned or discontinued (rolling 12 month period)	3	51	5.9%	7.9%	7.7%
% of completed treatments indicating that PAR score was taken (year to date)	1	48	2.1%	56.1%	58.4%
Rate of removable appliances per 100 fixed appliances - proposed treatment (rolling 12 month period)	10	99	10.10	5.53	5.64
Rate of removable appliances per 100 fixed appliances - completed treatment (rolling 12 month period)	13	86	15.12	4.24	4.81
% of courses of treatment with removable appliances only - proposed treatment (rolling 12 month period)	1	52	1.9%	1.5%	2.0%
% of courses of treatment with removable appliances only - completed treatment (rolling 12 month period)	3	48	6.3%	1.0%	1.5%
% of patients satisfied with the treatment they have received (rolling 12 month period)	1	1	100.0%	96.6%	96.0%

\* Figures in italics indicate that the base number is less than 100.

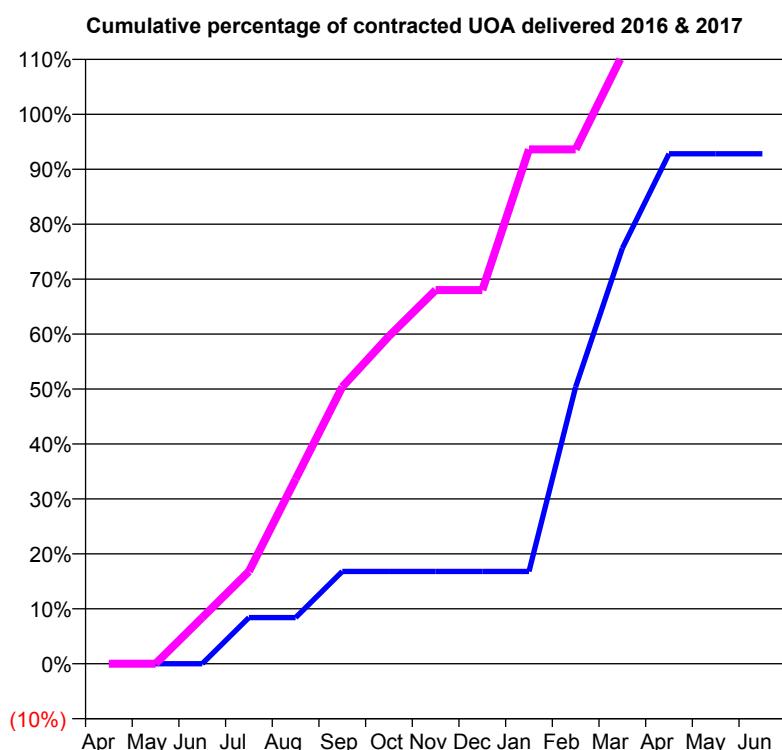
**Q52 - Vital Signs Orthodontic At a Glance Contract Report for 811459/0001 - March 2017**

Name or company name	MR MA SILVESTER
Contract type name	GDS Contract
Purpose of contract	General and Orthodontic
Contract start date	01/04/2006
Contract end date	

16/17 Contracted general activity (UDA)	9,000
Carry forward general activity (UDA)	-73
16/17 Contracted orthodontic activity (UOA)	250
Carry forward orthodontic activity (UOA)	0
Baseline contract value	£288,781.96

**ACCESS**

	Contract	England and Wales
24 month ratio of assessments to patient IDs	1.00	1.09

**ACTIVITY**


Month	Adjusted Scheduled Activity (UOA)	
	2016	2017
April	0	0
May	0	0
June	0	21
July	21	42
August	21	84
September	42	126
October	42	149
November	42	170
December	42	170
January	42	234
February	126	234
March	189	277
April	232	
May	232	
June	232	

**QUALITY**

	Contract Quantity	Contract Base Number	Contract *	Region	England
% of all assessments that were assess and fit appliances (rolling 12 month period)	15	18	83.3%	56.0%	56.6%
% of all assessments that were assess and refuse (rolling 12 month period)	0	18	0.0%	12.2%	11.8%
% of all assessments that were assess and review (rolling 12 month period)	3	18	16.7%	31.7%	31.6%
% of terminated courses where treatment was abandoned or discontinued (rolling 12 month period)	0	10	0.0%	7.9%	7.7%
% of completed treatments indicating that PAR score was taken (year to date)	0	10	0.0%	56.1%	58.4%
Rate of removable appliances per 100 fixed appliances - proposed treatment (rolling 12 month period)	0	18	0.00	5.53	5.64
Rate of removable appliances per 100 fixed appliances - completed treatment (rolling 12 month period)	0	16	0.00	4.24	4.81
% of courses of treatment with removable appliances only - proposed treatment (rolling 12 month period)	0	15	0.0%	1.5%	2.0%
% of courses of treatment with removable appliances only - completed treatment (rolling 12 month period)	0	10	0.0%	1.0%	1.5%
% of patients satisfied with the treatment they have received (rolling 12 month period)	4	4	100.0%	96.6%	96.0%

\* Figures in italics indicate that the base number is less than 100.

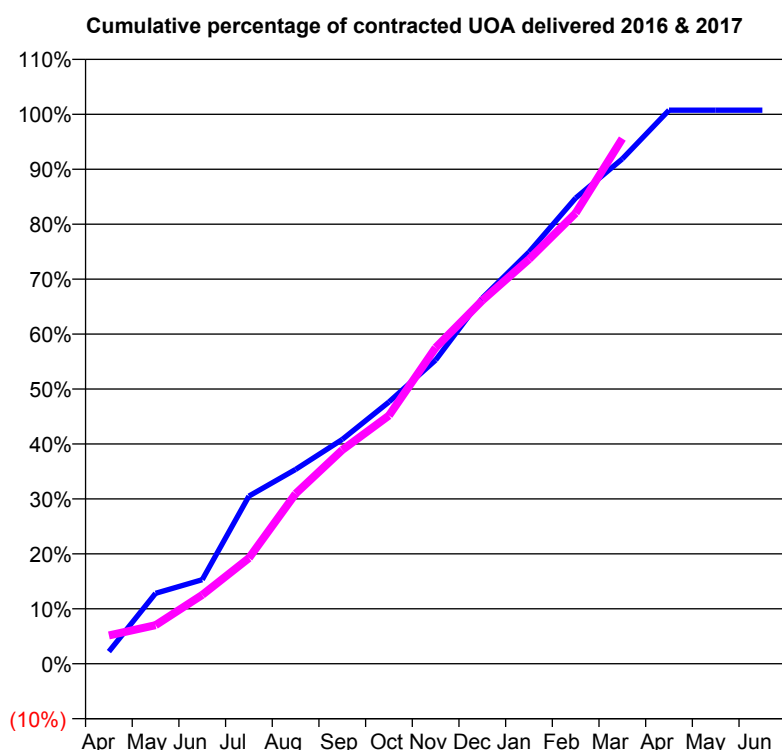
**Q53 - Vital Signs Orthodontic At a Glance Contract Report for 101281/0093 - March 2017**

Name or company name	OASIS DENTAL CARE LTD
Contract type name	PDS Contract
Purpose of contract	Orthodontic
Contract start date	01/04/2006
Contract end date	31/03/2018

16/17 Contracted general activity (UDA)	0
Carry forward general activity (UDA)	0
16/17 Contracted orthodontic activity (UOA)	13,516
Carry forward orthodontic activity (UOA)	-18
Baseline contract value	£899,470.00

**ACCESS**

	Contract	England and Wales
24 month ratio of assessments to patient IDs	1.08	1.09

**ACTIVITY**


Month	Adjusted Scheduled Activity (UOA)	
	2016	2017
April	301	696
May	1,733	949
June	2,069	1,694
July	4,124	2,599
August	4,779	4,183
September	5,520	5,258
October	6,441	6,106
November	7,470	7,776
December	8,994	8,937
January	10,128	9,949
February	11,455	11,083
March	12,421	12,917
April	13,618	
May	13,618	
June	13,618	

**QUALITY**

	Contract Quantity	Contract Base Number	Contract *	Region	England
% of all assessments that were assess and fit appliances (rolling 12 month period)	669	731	91.5%	55.8%	56.6%
% of all assessments that were assess and refuse (rolling 12 month period)	2	731	0.3%	11.1%	11.8%
% of all assessments that were assess and review (rolling 12 month period)	60	731	8.2%	33.1%	31.6%
% of terminated courses where treatment was abandoned or discontinued (rolling 12 month period)	49	553	8.9%	8.6%	7.7%
% of completed treatments indicating that PAR score was taken (year to date)	450	504	89.3%	57.9%	58.4%
Rate of removable appliances per 100 fixed appliances - proposed treatment (rolling 12 month period)	20	1,093	1.83	7.01	5.64
Rate of removable appliances per 100 fixed appliances - completed treatment (rolling 12 month period)	135	960	14.06	6.51	4.81
% of courses of treatment with removable appliances only - proposed treatment (rolling 12 month period)	3	669	0.4%	2.5%	2.0%
% of courses of treatment with removable appliances only - completed treatment (rolling 12 month period)	8	504	1.6%	1.6%	1.5%
% of patients satisfied with the treatment they have received (rolling 12 month period)	22	22	100.0%	95.3%	96.0%

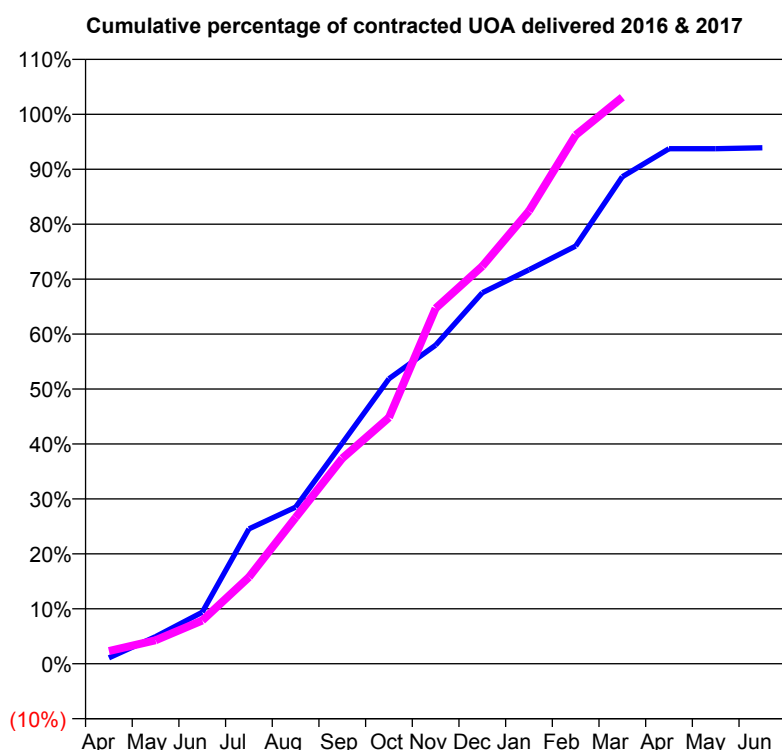
\* Figures in italics indicate that the base number is less than 100.

**Q53 - Vital Signs Orthodontic At a Glance Contract Report for 103926/0001 - March 2017**

Name or company name	Aesthetic Dental Care Limited
Contract type name	PDS Contract
Purpose of contract	Orthodontic
Contract start date	01/03/2008
Contract end date	31/03/2018

16/17 Contracted general activity (UDA)	0
Carry forward general activity (UDA)	0
16/17 Contracted orthodontic activity (UOA)	12,066
Carry forward orthodontic activity (UOA)	0
Baseline contract value	£710,663.82

ACCESS	Contract	England and Wales
24 month ratio of assessments to patient IDs	1.14	1.09

**ACTIVITY**


Month	Adjusted Scheduled Activity (UOA)	
	2016	2017
April	131	281
May	596	516
June	1,131	950
July	2,963	1,902
August	3,438	3,210
September	4,843	4,511
October	6,258	5,408
November	6,998	7,804
December	8,147	8,731
January	8,652	9,942
February	9,171	11,609
March	10,694	12,440
April	11,309	-
May	11,309	-
June	11,330	-

QUALITY	Contract Quantity	Contract Base Number	Contract *	Region	England
% of all assessments that were assess and fit appliances (rolling 12 month period)	617	1,004	61.5%	55.8%	56.6%
% of all assessments that were assess and refuse (rolling 12 month period)	46	1,004	4.6%	11.1%	11.8%
% of all assessments that were assess and review (rolling 12 month period)	341	1,004	34.0%	33.1%	31.6%
% of terminated courses where treatment was abandoned or discontinued (rolling 12 month period)	20	543	3.7%	8.6%	7.7%
% of completed treatments indicating that PAR score was taken (year to date)	4	523	0.8%	57.9%	58.4%
Rate of removable appliances per 100 fixed appliances - proposed treatment (rolling 12 month period)	114	1,187	9.60	7.01	5.64
Rate of removable appliances per 100 fixed appliances - completed treatment (rolling 12 month period)	2	20	<i>10.00</i>	6.51	4.81
% of courses of treatment with removable appliances only - proposed treatment (rolling 12 month period)	18	617	2.9%	2.5%	2.0%
% of courses of treatment with removable appliances only - completed treatment (rolling 12 month period)	1	523	0.2%	1.6%	1.5%
% of patients satisfied with the treatment they have received (rolling 12 month period)	35	35	100.0%	95.3%	96.0%

\* Figures in italics indicate that the base number is less than 100.



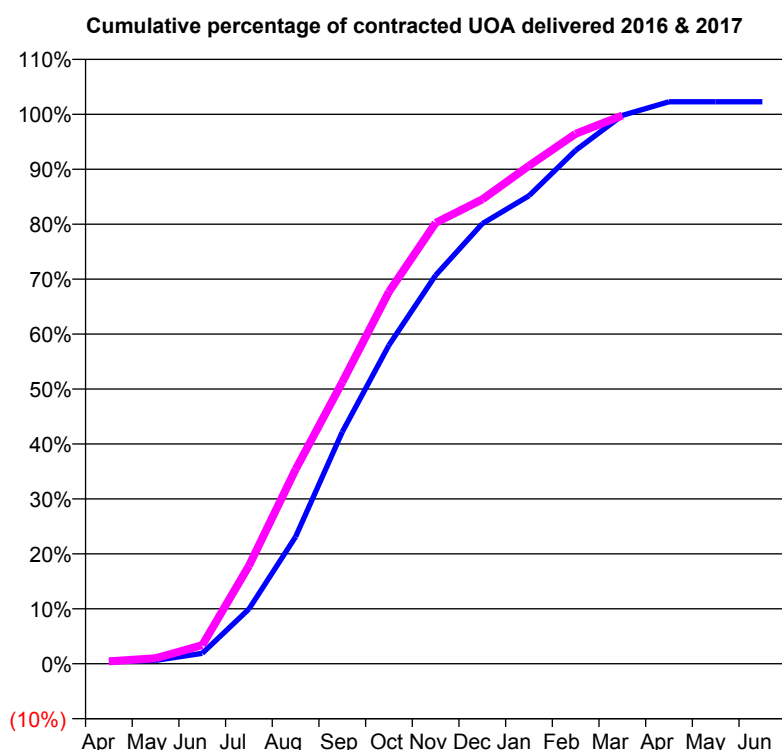
**Q53 - Vital Signs Orthodontic At a Glance Contract Report for 104337/0001 - March 2017**

Name or company name	Pinnacle Orthodontics Ltd
Contract type name	PDS Contract
Purpose of contract	Orthodontic
Contract start date	01/03/2015
Contract end date	31/03/2018

16/17 Contracted general activity (UDA)	0
Carry forward general activity (UDA)	0
16/17 Contracted orthodontic activity (UOA)	7,582
Carry forward orthodontic activity (UOA)	-5
Baseline contract value	£491,638.96

**ACCESS**

	Contract	England and Wales
24 month ratio of assessments to patient IDs	1.01	1.09

**ACTIVITY**


Month	Adjusted Scheduled Activity (UOA)	
	2016	2017
April	29	34
May	46	76
June	145	257
July	756	1,352
August	1,753	2,681
September	3,199	3,885
October	4,396	5,132
November	5,360	6,084
December	6,072	6,408
January	6,457	6,871
February	7,084	7,312
March	7,566	7,565
April	7,755	
May	7,755	
June	7,755	

**QUALITY**

	Contract Quantity	Contract Base Number	Contract *	Region	England
% of all assessments that were assess and fit appliances (rolling 12 month period)	370	467	79.2%	55.8%	56.6%
% of all assessments that were assess and refuse (rolling 12 month period)	81	467	17.3%	11.1%	11.8%
% of all assessments that were assess and review (rolling 12 month period)	16	467	3.4%	33.1%	31.6%
% of terminated courses where treatment was abandoned or discontinued (rolling 12 month period)	24	302	7.9%	8.6%	7.7%
% of completed treatments indicating that PAR score was taken (year to date)	268	278	96.4%	57.9%	58.4%
Rate of removable appliances per 100 fixed appliances - proposed treatment (rolling 12 month period)	168	706	23.80	7.01	5.64
Rate of removable appliances per 100 fixed appliances - completed treatment (rolling 12 month period)	97	537	18.06	6.51	4.81
% of courses of treatment with removable appliances only - proposed treatment (rolling 12 month period)	8	370	2.2%	2.5%	2.0%
% of courses of treatment with removable appliances only - completed treatment (rolling 12 month period)	4	278	1.4%	1.6%	1.5%
% of patients satisfied with the treatment they have received (rolling 12 month period)	8	8	100.0%	95.3%	96.0%

\* Figures in italics indicate that the base number is less than 100.

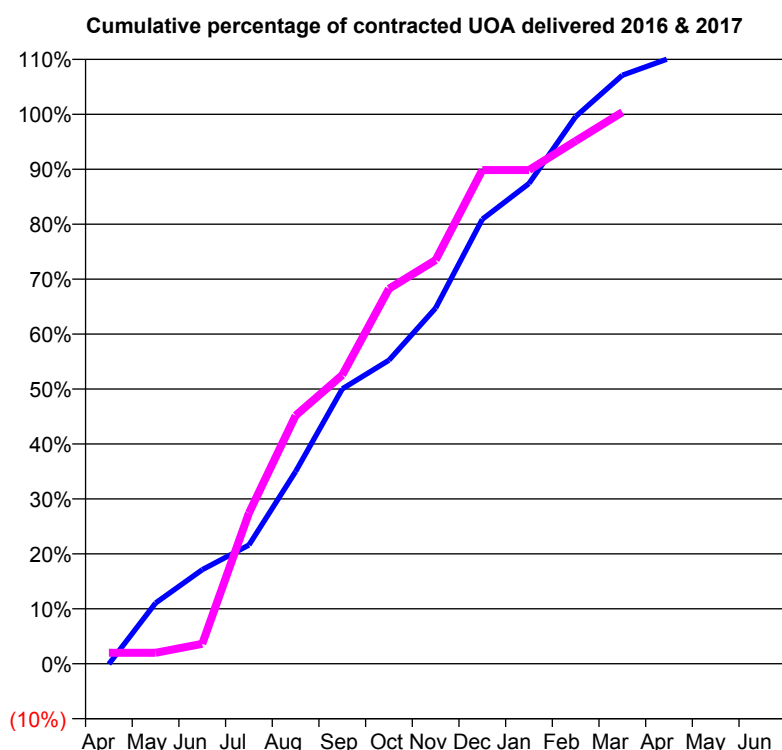
**Q53 - Vital Signs Orthodontic At a Glance Contract Report for 114960/0001 - March 2017**

Name or company name	Stratford Orthodontics Limited
Contract type name	PDS Contract
Purpose of contract	Orthodontic
Contract start date	01/08/2014
Contract end date	31/03/2018

16/17 Contracted general activity (UDA)	0
Carry forward general activity (UDA)	0
16/17 Contracted orthodontic activity (UOA)	12,500
Carry forward orthodontic activity (UOA)	-250
Baseline contract value	£810,611.81

**ACCESS**

	Contract	England and Wales
24 month ratio of assessments to patient IDs	1.08	1.09

**ACTIVITY**


Month	Adjusted Scheduled Activity (UOA)	
	2016	2017
April	-8	250
May	1,383	250
June	2,139	455
July	2,702	3,430
August	4,373	5,647
September	6,252	6,570
October	6,904	8,530
November	8,091	9,185
December	10,111	11,230
January	10,925	11,230
February	12,446	11,892
March	13,387	12,549
April	13,769	
May	13,769	
June	13,769	

**QUALITY**

	Contract Quantity	Contract Base Number	Contract *	Region	England
% of all assessments that were assess and fit appliances (rolling 12 month period)	599	1,091	54.9%	55.8%	56.6%
% of all assessments that were assess and refuse (rolling 12 month period)	9	1,091	0.8%	11.1%	11.8%
% of all assessments that were assess and review (rolling 12 month period)	483	1,091	44.3%	33.1%	31.6%
% of terminated courses where treatment was abandoned or discontinued (rolling 12 month period)	24	421	5.7%	8.6%	7.7%
% of completed treatments indicating that PAR score was taken (year to date)	371	395	93.9%	57.9%	58.4%
Rate of removable appliances per 100 fixed appliances - proposed treatment (rolling 12 month period)	67	1,144	5.86	7.01	5.64
Rate of removable appliances per 100 fixed appliances - completed treatment (rolling 12 month period)	52	730	7.12	6.51	4.81
% of courses of treatment with removable appliances only - proposed treatment (rolling 12 month period)	19	599	3.2%	2.5%	2.0%
% of courses of treatment with removable appliances only - completed treatment (rolling 12 month period)	27	397	6.8%	1.6%	1.5%
% of patients satisfied with the treatment they have received (rolling 12 month period)	28	29	96.6%	95.3%	96.0%

\* Figures in italics indicate that the base number is less than 100.

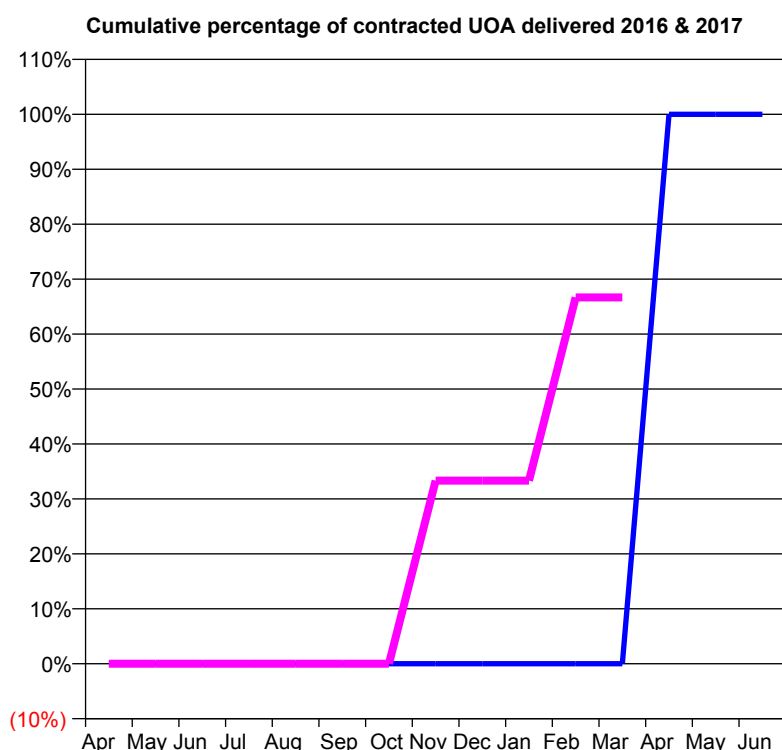
**Q53 - Vital Signs Orthodontic At a Glance Contract Report for 141224/0001 - March 2017**

Name or company name	Abbey Cottage Dental Practice Ltd
Contract type name	GDS Contract
Purpose of contract	General and Orthodontic
Contract start date	01/04/2009
Contract end date	

16/17 Contracted general activity (UDA)	5,526
Carry forward general activity (UDA)	0
16/17 Contracted orthodontic activity (UOA)	3
Carry forward orthodontic activity (UOA)	0
Baseline contract value	£134,599.50

**ACCESS**

	Contract	England and Wales
24 month ratio of assessments to patient IDs	1.25	1.09

**ACTIVITY**


Month	Adjusted Scheduled Activity (UOA)	
	2016	2017
April	0	0
May	0	0
June	0	0
July	0	0
August	0	0
September	0	0
October	0	0
November	0	1
December	0	1
January	0	1
February	0	2
March	0	2
April	3	
May	3	
June	3	

**QUALITY**

	Contract Quantity	Contract Base Number	Contract *	Region	England
% of all assessments that were assess and fit appliances (rolling 12 month period)	0	5	0.0%	55.8%	56.6%
% of all assessments that were assess and refuse (rolling 12 month period)	0	5	0.0%	11.1%	11.8%
% of all assessments that were assess and review (rolling 12 month period)	5	5	100.0%	33.1%	31.6%
% of terminated courses where treatment was abandoned or discontinued (rolling 12 month period)	0	0	N/A	8.6%	7.7%
% of completed treatments indicating that PAR score was taken (year to date)	0	0	N/A	57.9%	58.4%
Rate of removable appliances per 100 fixed appliances - proposed treatment (rolling 12 month period)	0	0	N/A	7.01	5.64
Rate of removable appliances per 100 fixed appliances - completed treatment (rolling 12 month period)	0	0	N/A	6.51	4.81
% of courses of treatment with removable appliances only - proposed treatment (rolling 12 month period)	0	0	N/A	2.5%	2.0%
% of courses of treatment with removable appliances only - completed treatment (rolling 12 month period)	0	0	N/A	1.6%	1.5%
% of patients satisfied with the treatment they have received (rolling 12 month period)	0	0	N/A	95.3%	96.0%

\* Figures in italics indicate that the base number is less than 100.

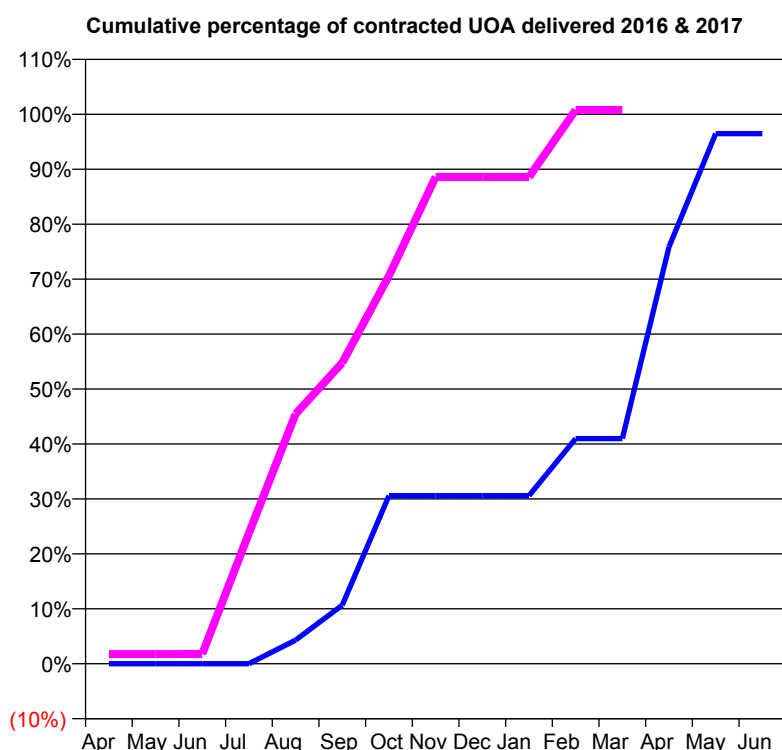
**Q53 - Vital Signs Orthodontic At a Glance Contract Report for 142034/0001 - March 2017**

Name or company name	Evesham Orthodontics Limited
Contract type name	PDS Contract
Purpose of contract	Orthodontic
Contract start date	01/06/2015
Contract end date	31/03/2018

16/17 Contracted general activity (UDA)	0
Carry forward general activity (UDA)	0
16/17 Contracted orthodontic activity (UOA)	2,452
Carry forward orthodontic activity (UOA)	-43
Baseline contract value	£150,065.92

**ACCESS**

	Contract	England and Wales
24 month ratio of assessments to patient IDs	1.05	1.09

**ACTIVITY**


Month	Adjusted Scheduled Activity (UOA)	
	2016	2017
April	0	43
May	0	43
June	0	44
July	0	583
August	88	1,115
September	218	1,343
October	625	1,731
November	625	2,172
December	625	2,172
January	625	2,172
February	837	2,471
March	837	2,471
April	1,550	
May	1,971	
June	1,971	

**QUALITY**

	Contract Quantity	Contract Base Number	Contract *	Region	England
% of all assessments that were assess and fit appliances (rolling 12 month period)	171	286	59.8%	55.8%	56.6%
% of all assessments that were assess and refuse (rolling 12 month period)	2	286	0.7%	11.1%	11.8%
% of all assessments that were assess and review (rolling 12 month period)	113	286	39.5%	33.1%	31.6%
% of terminated courses where treatment was abandoned or discontinued (rolling 12 month period)	4	30	13.3%	8.6%	7.7%
% of completed treatments indicating that PAR score was taken (year to date)	9	26	34.6%	57.9%	58.4%
Rate of removable appliances per 100 fixed appliances - proposed treatment (rolling 12 month period)	23	310	7.42	7.01	5.64
Rate of removable appliances per 100 fixed appliances - completed treatment (rolling 12 month period)	2	9	22.22	6.51	4.81
% of courses of treatment with removable appliances only - proposed treatment (rolling 12 month period)	8	171	4.7%	2.5%	2.0%
% of courses of treatment with removable appliances only - completed treatment (rolling 12 month period)	1	26	3.8%	1.6%	1.5%
% of patients satisfied with the treatment they have received (rolling 12 month period)	4	4	100.0%	95.3%	96.0%

\* Figures in italics indicate that the base number is less than 100.

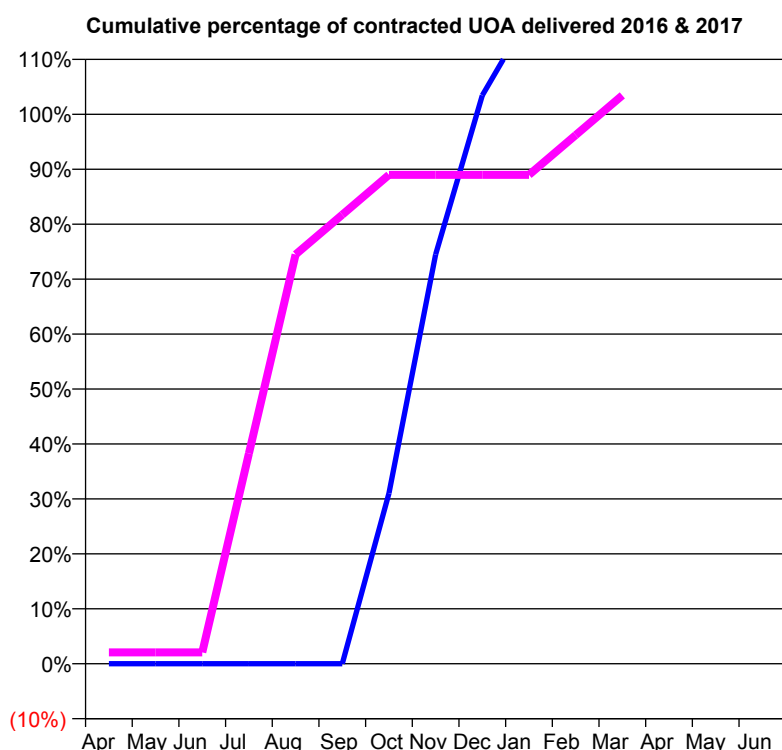
**Q53 - Vital Signs Orthodontic At a Glance Contract Report for 143502/0001 - March 2017**

Name or company name	Light Lane Dental Practice
Contract type name	GDS Contract
Purpose of contract	General and Orthodontic
Contract start date	01/10/2015
Contract end date	

16/17 Contracted general activity (UDA)	22,006
Carry forward general activity (UDA)	0
16/17 Contracted orthodontic activity (UOA)	290
Carry forward orthodontic activity (UOA)	-6
Baseline contract value	£609,958.63

**ACCESS**

	Contract	England and Wales
24 month ratio of assessments to patient IDs	1.08	1.09

**ACTIVITY**


Month	Adjusted Scheduled Activity (UOA)	
	2016	2017
April	0	6
May	0	6
June	0	6
July	0	111
August	0	216
September	0	237
October	45	258
November	108	258
December	150	258
January	171	258
February	192	279
March	213	300
April	213	
May	213	
June	213	

**QUALITY**

	Contract Quantity	Contract Base Number	Contract *	Region	England
% of all assessments that were assess and fit appliances (rolling 12 month period)	14	14	100.0%	55.8%	56.6%
% of all assessments that were assess and refuse (rolling 12 month period)	0	14	0.0%	11.1%	11.8%
% of all assessments that were assess and review (rolling 12 month period)	0	14	0.0%	33.1%	31.6%
% of terminated courses where treatment was abandoned or discontinued (rolling 12 month period)	0	1	0.0%	8.6%	7.7%
% of completed treatments indicating that PAR score was taken (year to date)	1	1	100.0%	57.9%	58.4%
Rate of removable appliances per 100 fixed appliances - proposed treatment (rolling 12 month period)	0	26	0.00	7.01	5.64
Rate of removable appliances per 100 fixed appliances - completed treatment (rolling 12 month period)	0	2	0.00	6.51	4.81
% of courses of treatment with removable appliances only - proposed treatment (rolling 12 month period)	0	14	0.0%	2.5%	2.0%
% of courses of treatment with removable appliances only - completed treatment (rolling 12 month period)	0	1	0.0%	1.6%	1.5%
% of patients satisfied with the treatment they have received (rolling 12 month period)	0	0	N/A	95.3%	96.0%

\* Figures in italics indicate that the base number is less than 100.

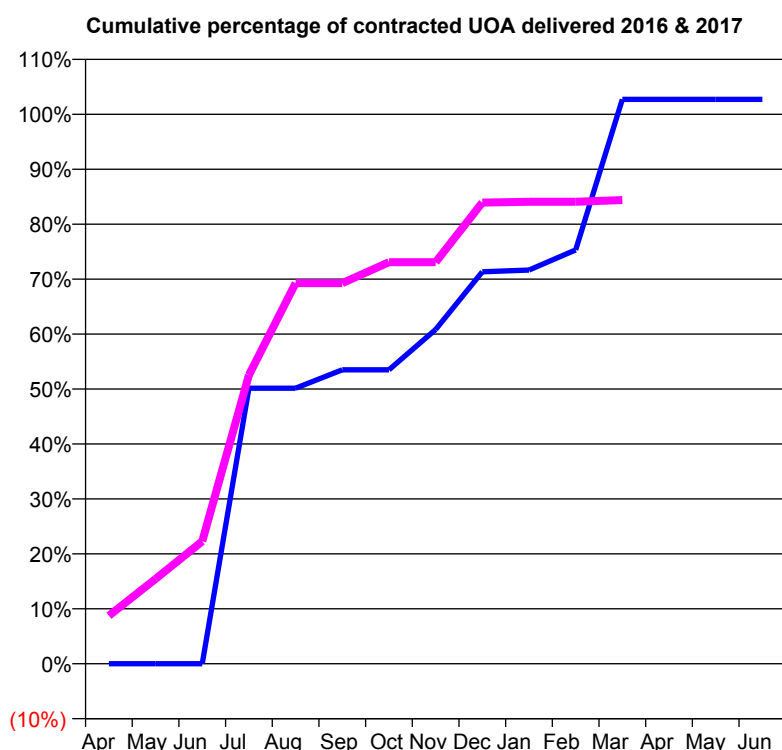
**Q53 - Vital Signs Orthodontic At a Glance Contract Report for 150312/0001 - March 2017**

Name or company name	Dorset House Dental
Contract type name	GDS Contract
Purpose of contract	General and Orthodontic
Contract start date	01/04/2015
Contract end date	

16/17 Contracted general activity (UDA)	21,588
Carry forward general activity (UDA)	121
16/17 Contracted orthodontic activity (UOA)	628
Carry forward orthodontic activity (UOA)	-13
Baseline contract value	£689,694.44

**ACCESS**

	Contract	England and Wales
24 month ratio of assessments to patient IDs	1.01	1.09

**ACTIVITY**


Month	Adjusted Scheduled Activity (UOA)	
	2016	2017
April	0	55
May	0	97
June	0	140
July	315	330
August	315	435
September	336	435
October	336	459
November	382	459
December	448	527
January	450	528
February	473	528
March	645	530
April	645	
May	645	
June	645	

**QUALITY**

	Contract Quantity	Contract Base Number	Contract *	Region	England
% of all assessments that were assess and fit appliances (rolling 12 month period)	24	37	64.9%	55.8%	56.6%
% of all assessments that were assess and refuse (rolling 12 month period)	13	37	35.1%	11.1%	11.8%
% of all assessments that were assess and review (rolling 12 month period)	0	37	0.0%	33.1%	31.6%
% of terminated courses where treatment was abandoned or discontinued (rolling 12 month period)	1	21	4.8%	8.6%	7.7%
% of completed treatments indicating that PAR score was taken (year to date)	19	20	95.0%	57.9%	58.4%
Rate of removable appliances per 100 fixed appliances - proposed treatment (rolling 12 month period)	3	12	25.00	7.01	5.64
Rate of removable appliances per 100 fixed appliances - completed treatment (rolling 12 month period)	3	27	11.11	6.51	4.81
% of courses of treatment with removable appliances only - proposed treatment (rolling 12 month period)	2	24	8.3%	2.5%	2.0%
% of courses of treatment with removable appliances only - completed treatment (rolling 12 month period)	0	20	0.0%	1.6%	1.5%
% of patients satisfied with the treatment they have received (rolling 12 month period)	1	1	100.0%	95.3%	96.0%

\* Figures in italics indicate that the base number is less than 100.

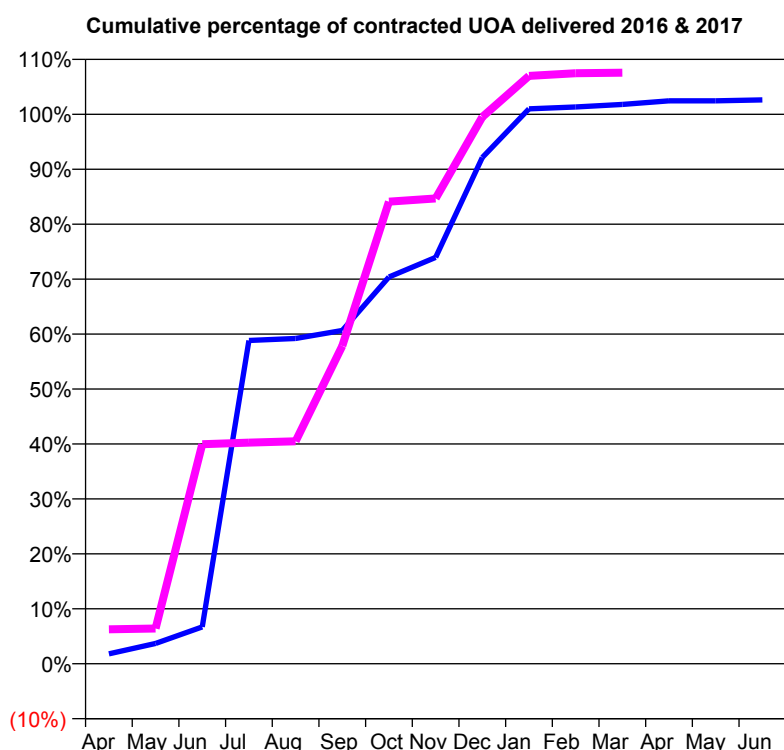
**Q53 - Vital Signs Orthodontic At a Glance Contract Report for 171212/0001 - March 2017**

Name or company name	Castle Quay (Hereford) Limited
Contract type name	PDS Contract
Purpose of contract	Orthodontic
Contract start date	01/09/2012
Contract end date	31/03/2018

16/17 Contracted general activity (UDA)	0
Carry forward general activity (UDA)	0
16/17 Contracted orthodontic activity (UOA)	12,348
Carry forward orthodontic activity (UOA)	-240
Baseline contract value	£812,525.63

**ACCESS**

	Contract	England and Wales
24 month ratio of assessments to patient IDs	1.07	1.09

**ACTIVITY**


Month	Adjusted Scheduled Activity (UOA)	
	2016	2017
April	222	774
May	456	794
June	829	4,933
July	7,266	4,970
August	7,311	5,000
September	7,491	7,142
October	8,693	10,385
November	9,132	10,455
December	11,377	12,288
January	12,470	13,210
February	12,511	13,270
March	12,568	13,281
April	12,650	
May	12,650	
June	12,672	

**QUALITY**

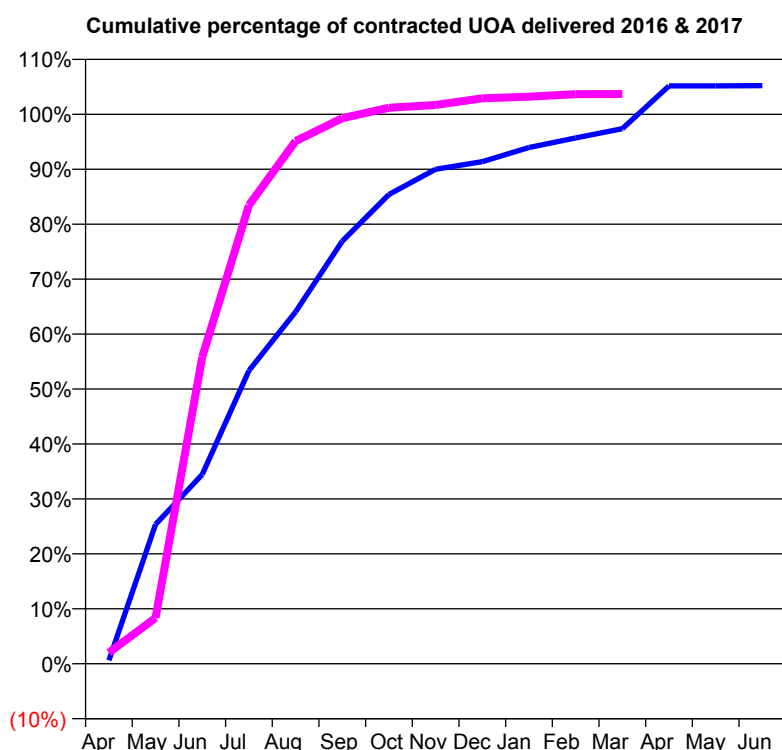
	Contract Quantity	Contract Base Number	Contract *	Region	England
% of all assessments that were assess and fit appliances (rolling 12 month period)	616	1,059	58.2%	55.8%	56.6%
% of all assessments that were assess and refuse (rolling 12 month period)	199	1,059	18.8%	11.1%	11.8%
% of all assessments that were assess and review (rolling 12 month period)	244	1,059	23.0%	33.1%	31.6%
% of terminated courses where treatment was abandoned or discontinued (rolling 12 month period)	65	627	10.4%	8.6%	7.7%
% of completed treatments indicating that PAR score was taken (year to date)	100	562	17.8%	57.9%	58.4%
Rate of removable appliances per 100 fixed appliances - proposed treatment (rolling 12 month period)	137	1,073	12.77	7.01	5.64
Rate of removable appliances per 100 fixed appliances - completed treatment (rolling 12 month period)	131	1,090	12.02	6.51	4.81
% of courses of treatment with removable appliances only - proposed treatment (rolling 12 month period)	20	616	3.2%	2.5%	2.0%
% of courses of treatment with removable appliances only - completed treatment (rolling 12 month period)	13	562	2.3%	1.6%	1.5%
% of patients satisfied with the treatment they have received (rolling 12 month period)	21	22	95.5%	95.3%	96.0%

\* Figures in italics indicate that the base number is less than 100.

**Q53 - Vital Signs Orthodontic At a Glance Contract Report for 174416/0001 - March 2017**

Name or company name	Trinity Gate Ltd.	16/17 Contracted general activity (UDA)	0
Contract type name	PDS Contract	Carry forward general activity (UDA)	0
Purpose of contract	Orthodontic	16/17 Contracted orthodontic activity (UOA)	4,097
Contract start date	01/06/2012	Carry forward orthodontic activity (UOA)	-82
Contract end date	31/03/2018	Baseline contract value	£265,881.35

ACCESS	Contract	England and Wales
24 month ratio of assessments to patient IDs	1.11	1.09

**ACTIVITY**


Month	Adjusted Scheduled Activity (UOA)	
	2016	2017
April	25	83
May	1,039	343
June	1,411	2,287
July	2,186	3,419
August	2,624	3,897
September	3,151	4,068
October	3,499	4,145
November	3,687	4,166
December	3,744	4,216
January	3,849	4,228
February	3,921	4,247
March	3,989	4,248
April	4,308	
May	4,308	
June	4,310	

QUALITY	Contract Quantity	Contract Base Number	Contract *	Region	England
% of all assessments that were assess and fit appliances (rolling 12 month period)	208	364	57.1%	55.8%	56.6%
% of all assessments that were assess and refuse (rolling 12 month period)	79	364	21.7%	11.1%	11.8%
% of all assessments that were assess and review (rolling 12 month period)	77	364	21.2%	33.1%	31.6%
% of terminated courses where treatment was abandoned or discontinued (rolling 12 month period)	15	157	9.6%	8.6%	7.7%
% of completed treatments indicating that PAR score was taken (year to date)	133	142	93.7%	57.9%	58.4%
Rate of removable appliances per 100 fixed appliances - proposed treatment (rolling 12 month period)	39	275	14.18	7.01	5.64
Rate of removable appliances per 100 fixed appliances - completed treatment (rolling 12 month period)	30	182	16.48	6.51	4.81
% of courses of treatment with removable appliances only - proposed treatment (rolling 12 month period)	38	208	18.3%	2.5%	2.0%
% of courses of treatment with removable appliances only - completed treatment (rolling 12 month period)	22	142	15.5%	1.6%	1.5%
% of patients satisfied with the treatment they have received (rolling 12 month period)	12	12	100.0%	95.3%	96.0%

\* Figures in italics indicate that the base number is less than 100.

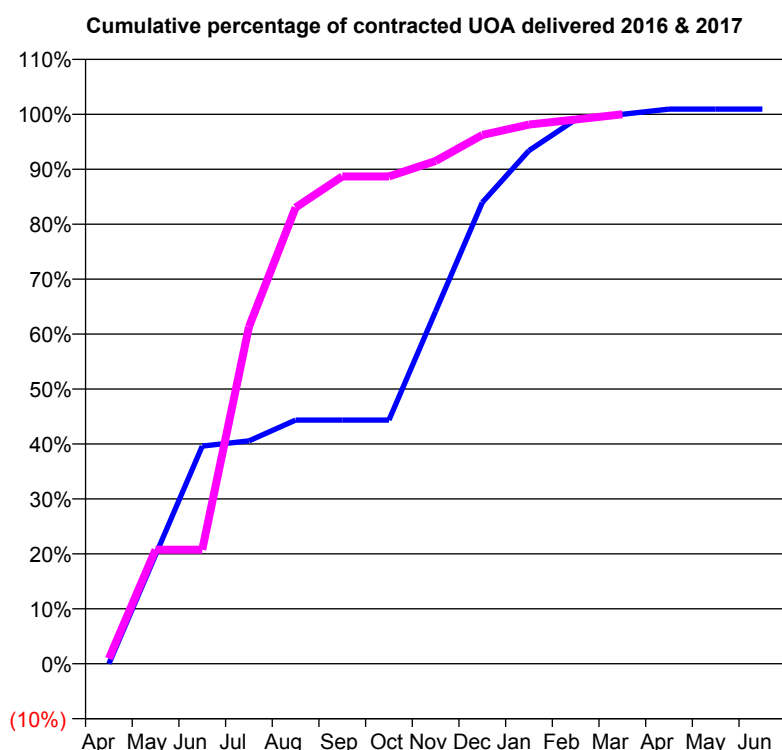


**Q53 - Vital Signs Orthodontic At a Glance Contract Report for 179531/0001 - March 2017**

Name or company name	Mr & Mrs Parvis
Contract type name	GDS Contract
Purpose of contract	General and Orthodontic
Contract start date	01/07/2013
Contract end date	

16/17 Contracted general activity (UDA)	14,510
Carry forward general activity (UDA)	-53
16/17 Contracted orthodontic activity (UOA)	106
Carry forward orthodontic activity (UOA)	-1
Baseline contract value	£361,644.60

ACCESS	Contract	England and Wales
24 month ratio of assessments to patient IDs	1.07	1.09

**ACTIVITY**


Month	Adjusted Scheduled Activity (UOA)	
	2016	2017
April	0	1
May	21	22
June	42	22
July	43	65
August	47	88
September	47	94
October	47	94
November	68	97
December	89	102
January	99	104
February	105	105
March	106	106
April	107	
May	107	
June	107	

**QUALITY**

	Contract Quantity	Contract Base Number	Contract *	Region	England
% of all assessments that were assess and fit appliances (rolling 12 month period)	4	26	15.4%	55.8%	56.6%
% of all assessments that were assess and refuse (rolling 12 month period)	3	26	11.5%	11.1%	11.8%
% of all assessments that were assess and review (rolling 12 month period)	19	26	73.1%	33.1%	31.6%
% of terminated courses where treatment was abandoned or discontinued (rolling 12 month period)	1	5	20.0%	8.6%	7.7%
% of completed treatments indicating that PAR score was taken (year to date)	4	4	100.0%	57.9%	58.4%
Rate of removable appliances per 100 fixed appliances - proposed treatment (rolling 12 month period)	2	5	40.00	7.01	5.64
Rate of removable appliances per 100 fixed appliances - completed treatment (rolling 12 month period)	0	2	0.00	6.51	4.81
% of courses of treatment with removable appliances only - proposed treatment (rolling 12 month period)	1	4	25.0%	2.5%	2.0%
% of courses of treatment with removable appliances only - completed treatment (rolling 12 month period)	0	4	0.0%	1.6%	1.5%
% of patients satisfied with the treatment they have received (rolling 12 month period)	0	0	N/A	95.3%	96.0%

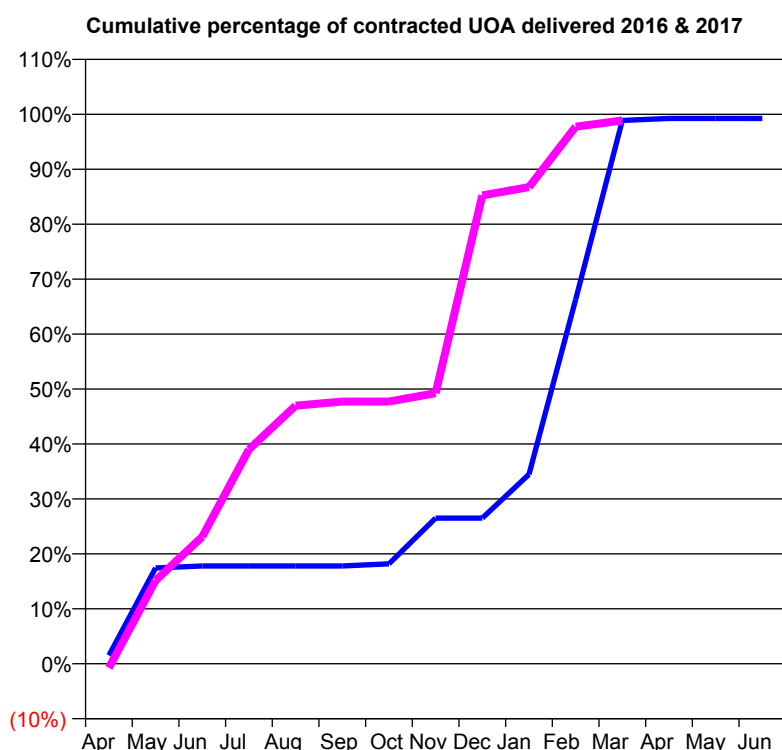
\* Figures in italics indicate that the base number is less than 100.

**Q53 - Vital Signs Orthodontic At a Glance Contract Report for 179531/0002 - March 2017**

Name or company name	Mr & Mrs Parvis
Contract type name	GDS Contract
Purpose of contract	General and Orthodontic
Contract start date	01/07/2013
Contract end date	

16/17 Contracted general activity (UDA)	16,334
Carry forward general activity (UDA)	-291
16/17 Contracted orthodontic activity (UOA)	264
Carry forward orthodontic activity (UOA)	2
Baseline contract value	£428,316.79

ACCESS	Contract	England and Wales
24 month ratio of assessments to patient IDs	1.09	1.09

**ACTIVITY**


Month	Adjusted Scheduled Activity (UOA)	
	2016	2017
April	4	-2
May	46	40
June	47	61
July	47	103
August	47	124
September	47	126
October	48	126
November	70	130
December	70	225
January	91	229
February	175	258
March	261	261
April	262	
May	262	
June	262	

QUALITY	Contract Quantity	Contract Base Number	Contract *	Region	England
% of all assessments that were assess and fit appliances (rolling 12 month period)	11	44	25.0%	55.8%	56.6%
% of all assessments that were assess and refuse (rolling 12 month period)	2	44	4.5%	11.1%	11.8%
% of all assessments that were assess and review (rolling 12 month period)	31	44	70.5%	33.1%	31.6%
% of terminated courses where treatment was abandoned or discontinued (rolling 12 month period)	0	11	0.0%	8.6%	7.7%
% of completed treatments indicating that PAR score was taken (year to date)	9	11	81.8%	57.9%	58.4%
Rate of removable appliances per 100 fixed appliances - proposed treatment (rolling 12 month period)	3	13	23.08	7.01	5.64
Rate of removable appliances per 100 fixed appliances - completed treatment (rolling 12 month period)	0	9	0.00	6.51	4.81
% of courses of treatment with removable appliances only - proposed treatment (rolling 12 month period)	3	11	27.3%	2.5%	2.0%
% of courses of treatment with removable appliances only - completed treatment (rolling 12 month period)	0	11	0.0%	1.6%	1.5%
% of patients satisfied with the treatment they have received (rolling 12 month period)	1	1	100.0%	95.3%	96.0%

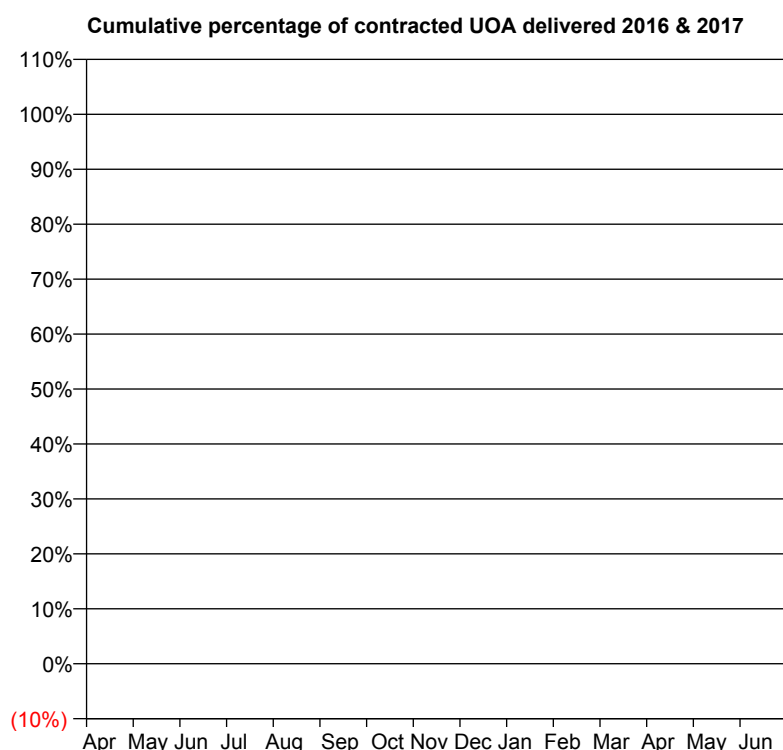
\* Figures in italics indicate that the base number is less than 100.

**Q53 - Vital Signs Orthodontic At a Glance Contract Report for 188891/0001 - March 2017**

Name or company name	Coventry Community Dental Services	16/17 Contracted general activity (UDA)	0
Contract type name	PDS Contract	Carry forward general activity (UDA)	0
Purpose of contract	General	16/17 Contracted orthodontic activity (UOA)	0
Contract start date	01/10/2006	Carry forward orthodontic activity (UOA)	0
Contract end date	31/03/2017	Baseline contract value	£0.00

**ACCESS**

	Contract	England and Wales
24 month ratio of assessments to patient IDs	1.25	1.09

**ACTIVITY**


Month	Adjusted Scheduled Activity (UOA)	
	2016	2017
April	4	6
May	176	9
June	269	80
July	510	219
August	574	491
September	790	617
October	900	699
November	1,051	768
December	1,138	896
January	1,166	1,111
February	1,285	1,196
March	1,285	1,326
April	1,352	
May	1,352	
June	1,352	

**QUALITY**

	Contract Quantity	Contract Base Number	Contract *	Region	England
% of all assessments that were assess and fit appliances (rolling 12 month period)	95	148	64.2%	55.8%	56.6%
% of all assessments that were assess and refuse (rolling 12 month period)	1	148	0.7%	11.1%	11.8%
% of all assessments that were assess and review (rolling 12 month period)	52	148	35.1%	33.1%	31.6%
% of terminated courses where treatment was abandoned or discontinued (rolling 12 month period)	11	78	14.1%	8.6%	7.7%
% of completed treatments indicating that PAR score was taken (year to date)	65	67	97.0%	57.9%	58.4%
Rate of removable appliances per 100 fixed appliances - proposed treatment (rolling 12 month period)	27	160	16.88	7.01	5.64
Rate of removable appliances per 100 fixed appliances - completed treatment (rolling 12 month period)	19	128	14.84	6.51	4.81
% of courses of treatment with removable appliances only - proposed treatment (rolling 12 month period)	4	95	4.2%	2.5%	2.0%
% of courses of treatment with removable appliances only - completed treatment (rolling 12 month period)	1	67	1.5%	1.6%	1.5%
% of patients satisfied with the treatment they have received (rolling 12 month period)	1	2	50.0%	95.3%	96.0%

\* Figures in italics indicate that the base number is less than 100.

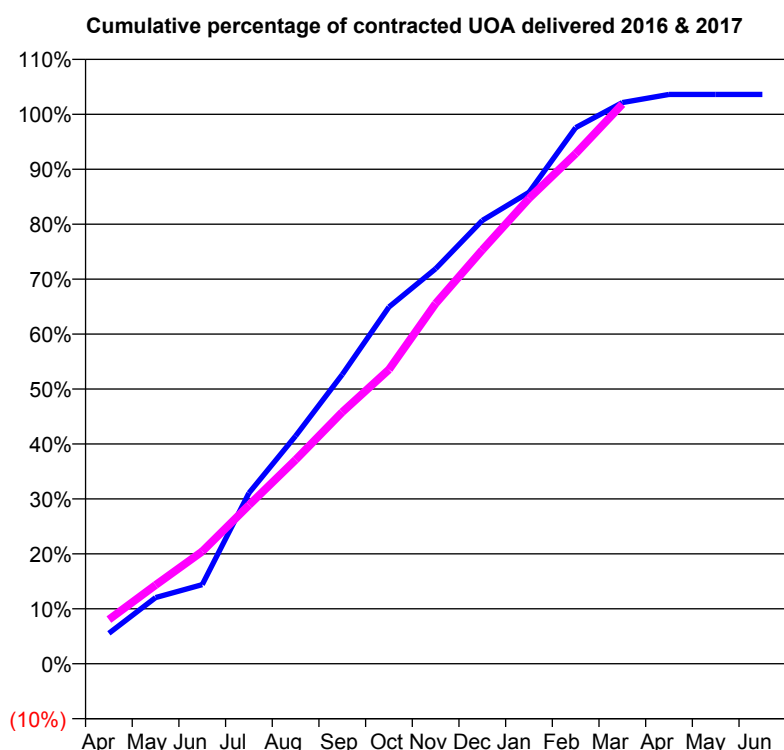
**Q53 - Vital Signs Orthodontic At a Glance Contract Report for 193143/0002 - March 2017**

Name or company name	Mark Forty and Christiane Louise Scanlan
Contract type name	PDS Contract
Purpose of contract	Orthodontic
Contract start date	01/06/2007
Contract end date	31/03/2018

16/17 Contracted general activity (UDA)	0
Carry forward general activity (UDA)	0
16/17 Contracted orthodontic activity (UOA)	6,467
Carry forward orthodontic activity (UOA)	-20
Baseline contract value	£419,275.54

**ACCESS**

	Contract	England and Wales
24 month ratio of assessments to patient IDs	1.18	1.09

**ACTIVITY**


Month	Adjusted Scheduled Activity (UOA)	
	2016	2017
April	358	520
May	779	927
June	932	1,322
July	2,009	1,867
August	2,681	2,401
September	3,405	2,962
October	4,199	3,462
November	4,649	4,240
December	5,218	4,870
January	5,548	5,477
February	6,310	6,004
March	6,604	6,586
April	6,701	
May	6,701	
June	6,701	

**QUALITY**

	Contract Quantity	Contract Base Number	Contract *	Region	England
% of all assessments that were assess and fit appliances (rolling 12 month period)	301	925	32.5%	55.8%	56.6%
% of all assessments that were assess and refuse (rolling 12 month period)	113	925	12.2%	11.1%	11.8%
% of all assessments that were assess and review (rolling 12 month period)	511	925	55.2%	33.1%	31.6%
% of terminated courses where treatment was abandoned or discontinued (rolling 12 month period)	19	228	8.3%	8.6%	7.7%
% of completed treatments indicating that PAR score was taken (year to date)	176	209	84.2%	57.9%	58.4%
Rate of removable appliances per 100 fixed appliances - proposed treatment (rolling 12 month period)	11	545	2.02	7.01	5.64
Rate of removable appliances per 100 fixed appliances - completed treatment (rolling 12 month period)	16	381	4.20	6.51	4.81
% of courses of treatment with removable appliances only - proposed treatment (rolling 12 month period)	10	301	3.3%	2.5%	2.0%
% of courses of treatment with removable appliances only - completed treatment (rolling 12 month period)	6	209	2.9%	1.6%	1.5%
% of patients satisfied with the treatment they have received (rolling 12 month period)	12	12	100.0%	95.3%	96.0%

\* Figures in italics indicate that the base number is less than 100.

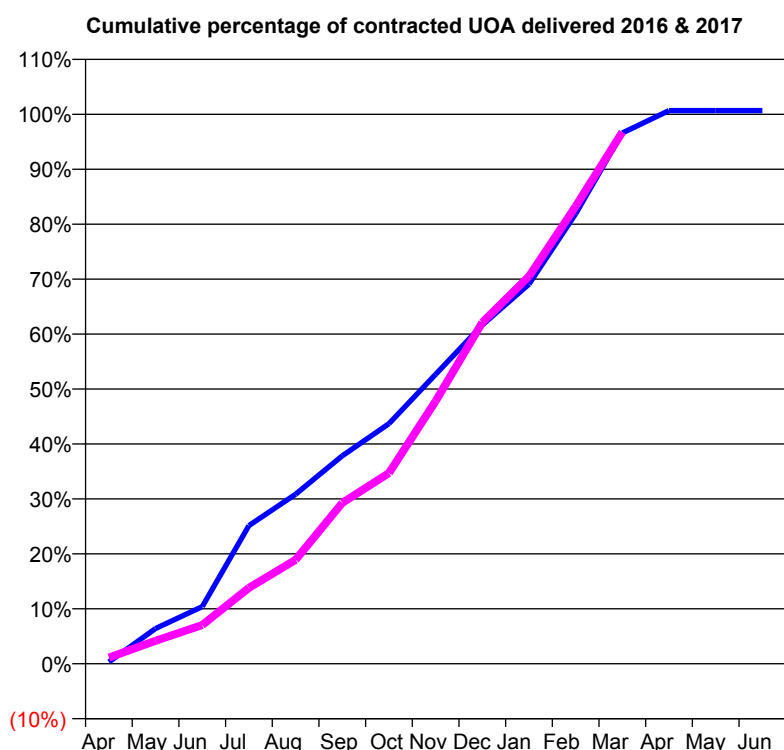
**Q53 - Vital Signs Orthodontic At a Glance Contract Report for 198641/0001 - March 2017**

Name or company name	Pinnacle Orthodontics
Contract type name	PDS Contract
Purpose of contract	Orthodontic
Contract start date	01/10/2012
Contract end date	31/03/2018

16/17 Contracted general activity (UDA)	0
Carry forward general activity (UDA)	0
16/17 Contracted orthodontic activity (UOA)	16,512
Carry forward orthodontic activity (UOA)	-17
Baseline contract value	£1,108,515.41

**ACCESS**

	Contract	England and Wales
24 month ratio of assessments to patient IDs	1.05	1.09

**ACTIVITY**


Month	Adjusted Scheduled Activity (UOA)	
	2016	2017
April	53	188
May	1,061	691
June	1,716	1,165
July	4,154	2,283
August	5,096	3,122
September	6,248	4,836
October	7,214	5,733
November	8,697	7,892
December	10,181	10,256
January	11,406	11,644
February	13,521	13,745
March	15,948	15,976
April	16,623	
May	16,623	
June	16,623	

**QUALITY**

	Contract Quantity	Contract Base Number	Contract *	Region	England
% of all assessments that were assess and fit appliances (rolling 12 month period)	788	1,044	75.5%	55.8%	56.6%
% of all assessments that were assess and refuse (rolling 12 month period)	40	1,044	3.8%	11.1%	11.8%
% of all assessments that were assess and review (rolling 12 month period)	216	1,044	20.7%	33.1%	31.6%
% of terminated courses where treatment was abandoned or discontinued (rolling 12 month period)	27	541	5.0%	8.6%	7.7%
% of completed treatments indicating that PAR score was taken (year to date)	335	514	65.2%	57.9%	58.4%
Rate of removable appliances per 100 fixed appliances - proposed treatment (rolling 12 month period)	376	1,520	24.74	7.01	5.64
Rate of removable appliances per 100 fixed appliances - completed treatment (rolling 12 month period)	232	996	23.29	6.51	4.81
% of courses of treatment with removable appliances only - proposed treatment (rolling 12 month period)	10	788	1.3%	2.5%	2.0%
% of courses of treatment with removable appliances only - completed treatment (rolling 12 month period)	8	514	1.6%	1.6%	1.5%
% of patients satisfied with the treatment they have received (rolling 12 month period)	25	25	100.0%	95.3%	96.0%

\* Figures in italics indicate that the base number is less than 100.

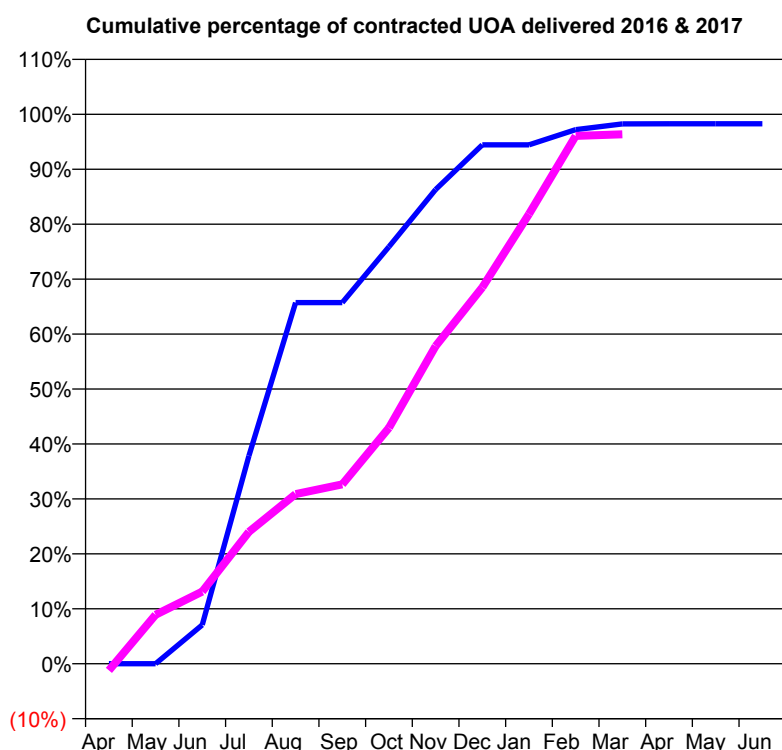
**Q53 - Vital Signs Orthodontic At a Glance Contract Report for 239984/0001 - March 2017**

Name or company name	MISS B KAINTH
Contract type name	PDS Contract
Purpose of contract	Orthodontic
Contract start date	01/04/2006
Contract end date	31/03/2018

16/17 Contracted general activity (UDA)	0
Carry forward general activity (UDA)	0
16/17 Contracted orthodontic activity (UOA)	2,716
Carry forward orthodontic activity (UOA)	47
Baseline contract value	£176,132.63

**ACCESS**

	Contract	England and Wales
24 month ratio of assessments to patient IDs	1.06	1.09

**ACTIVITY**


Month	Adjusted Scheduled Activity (UOA)	
	2016	2017
April	0	-33
May	0	242
June	192	357
July	1,028	652
August	1,785	839
September	1,785	887
October	2,061	1,166
November	2,344	1,570
December	2,565	1,860
January	2,565	2,223
February	2,640	2,609
March	2,668	2,617
April	2,669	
May	2,669	
June	2,669	

**QUALITY**

	Contract Quantity	Contract Base Number	Contract *	Region	England
% of all assessments that were assess and fit appliances (rolling 12 month period)	126	267	47.2%	55.8%	56.6%
% of all assessments that were assess and refuse (rolling 12 month period)	23	267	8.6%	11.1%	11.8%
% of all assessments that were assess and review (rolling 12 month period)	118	267	44.2%	33.1%	31.6%
% of terminated courses where treatment was abandoned or discontinued (rolling 12 month period)	17	120	14.2%	8.6%	7.7%
% of completed treatments indicating that PAR score was taken (year to date)	97	103	94.2%	57.9%	58.4%
Rate of removable appliances per 100 fixed appliances - proposed treatment (rolling 12 month period)	33	238	13.87	7.01	5.64
Rate of removable appliances per 100 fixed appliances - completed treatment (rolling 12 month period)	0	1	0.00	6.51	4.81
% of courses of treatment with removable appliances only - proposed treatment (rolling 12 month period)	0	126	0.0%	2.5%	2.0%
% of courses of treatment with removable appliances only - completed treatment (rolling 12 month period)	0	103	0.0%	1.6%	1.5%
% of patients satisfied with the treatment they have received (rolling 12 month period)	4	5	80.0%	95.3%	96.0%

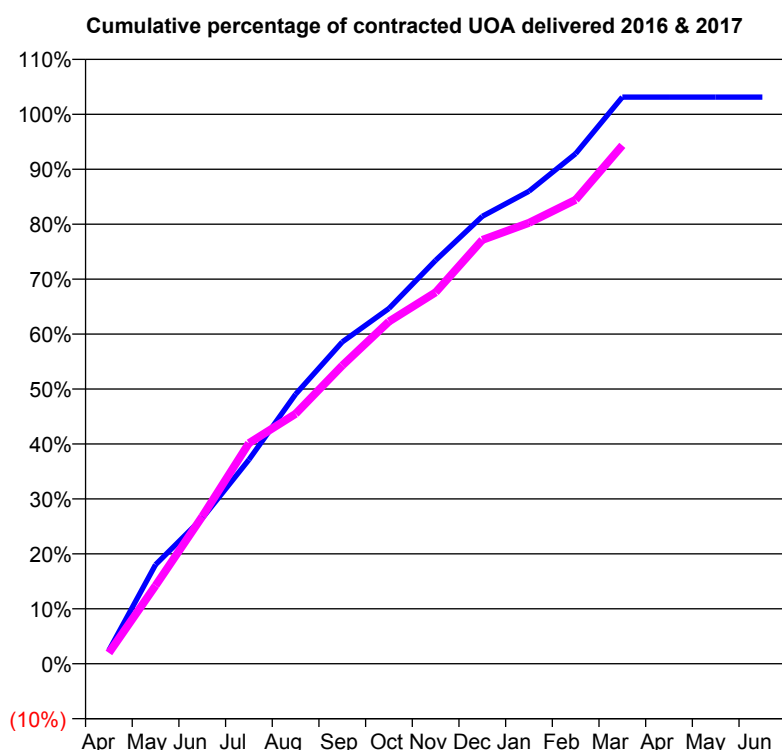
\* Figures in italics indicate that the base number is less than 100.

**Q53 - Vital Signs Orthodontic At a Glance Contract Report for 243868/0006 - March 2017**

Name or company name	MRS CM BARRS
Contract type name	PDS Contract
Purpose of contract	Orthodontic
Contract start date	01/04/2007
Contract end date	31/03/2018

16/17 Contracted general activity (UDA)	0
Carry forward general activity (UDA)	0
16/17 Contracted orthodontic activity (UOA)	5,516
Carry forward orthodontic activity (UOA)	-4
Baseline contract value	£357,712.43

ACCESS	Contract	England and Wales
24 month ratio of assessments to patient IDs	1.00	1.09

**ACTIVITY**


Month	Adjusted Scheduled Activity (UOA)	
	2016	2017
April	134	109
May	995	785
June	1,461	1,478
July	2,049	2,215
August	2,706	2,509
September	3,231	2,994
October	3,567	3,435
November	4,050	3,729
December	4,491	4,254
January	4,743	4,426
February	5,121	4,658
March	5,688	5,204
April	5,688	
May	5,688	
June	5,688	

QUALITY	Contract Quantity	Contract Base Number	Contract *	Region	England
% of all assessments that were assess and fit appliances (rolling 12 month period)	250	251	99.6%	55.8%	56.6%
% of all assessments that were assess and refuse (rolling 12 month period)	0	251	0.0%	11.1%	11.8%
% of all assessments that were assess and review (rolling 12 month period)	1	251	0.4%	33.1%	31.6%
% of terminated courses where treatment was abandoned or discontinued (rolling 12 month period)	10	222	4.5%	8.6%	7.7%
% of completed treatments indicating that PAR score was taken (year to date)	157	212	74.1%	57.9%	58.4%
Rate of removable appliances per 100 fixed appliances - proposed treatment (rolling 12 month period)	37	271	13.65	7.01	5.64
Rate of removable appliances per 100 fixed appliances - completed treatment (rolling 12 month period)	3	10	30.00	6.51	4.81
% of courses of treatment with removable appliances only - proposed treatment (rolling 12 month period)	2	250	0.8%	2.5%	2.0%
% of courses of treatment with removable appliances only - completed treatment (rolling 12 month period)	0	212	0.0%	1.6%	1.5%
% of patients satisfied with the treatment they have received (rolling 12 month period)	8	9	88.9%	95.3%	96.0%

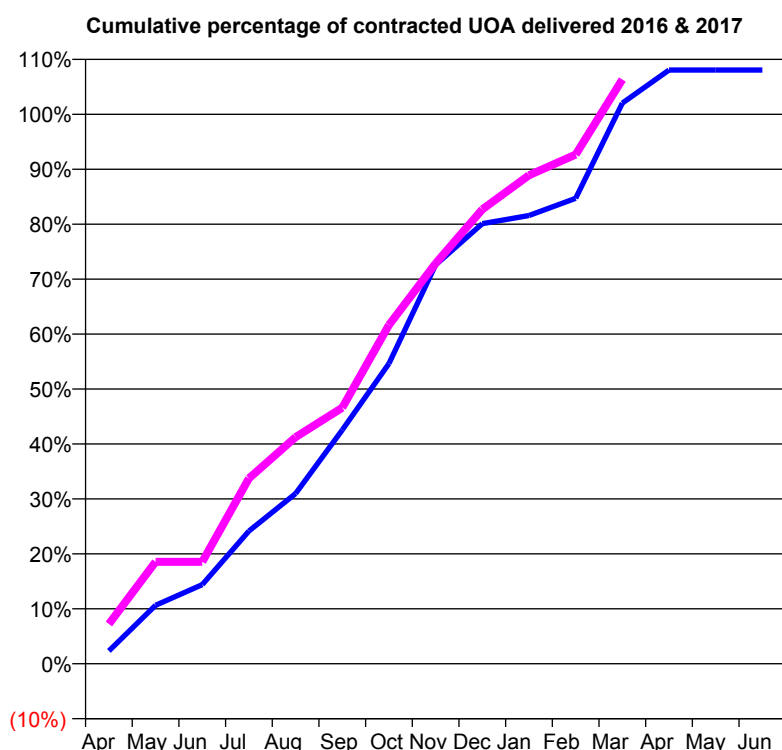
\* Figures in italics indicate that the base number is less than 100.

**Q53 - Vital Signs Orthodontic At a Glance Contract Report for 243868/0009 - March 2017**

Name or company name	MRS CM BARRS
Contract type name	PDS Contract
Purpose of contract	Orthodontic
Contract start date	01/10/2008
Contract end date	31/03/2018

16/17 Contracted general activity (UDA)	0
Carry forward general activity (UDA)	0
16/17 Contracted orthodontic activity (UOA)	2,818
Carry forward orthodontic activity (UOA)	-56
Baseline contract value	£182,747.22

ACCESS	Contract	England and Wales
24 month ratio of assessments to patient IDs	1.00	1.09

**ACTIVITY**


Month	Adjusted Scheduled Activity (UOA)	
	2016	2017
April	66	204
May	300	523
June	406	523
July	681	951
August	873	1,162
September	1,199	1,313
October	1,540	1,737
November	2,046	2,053
December	2,257	2,330
January	2,299	2,505
February	2,387	2,611
March	2,875	2,996
April	3,045	
May	3,045	
June	3,045	

QUALITY	Contract Quantity	Contract Base Number	Contract *	Region	England
% of all assessments that were assess and fit appliances (rolling 12 month period)	152	166	91.6%	55.8%	56.6%
% of all assessments that were assess and refuse (rolling 12 month period)	0	166	0.0%	11.1%	11.8%
% of all assessments that were assess and review (rolling 12 month period)	14	166	8.4%	33.1%	31.6%
% of terminated courses where treatment was abandoned or discontinued (rolling 12 month period)	14	139	10.1%	8.6%	7.7%
% of completed treatments indicating that PAR score was taken (year to date)	93	125	74.4%	57.9%	58.4%
Rate of removable appliances per 100 fixed appliances - proposed treatment (rolling 12 month period)	26	166	15.66	7.01	5.64
Rate of removable appliances per 100 fixed appliances - completed treatment (rolling 12 month period)	3	52	5.77	6.51	4.81
% of courses of treatment with removable appliances only - proposed treatment (rolling 12 month period)	6	152	3.9%	2.5%	2.0%
% of courses of treatment with removable appliances only - completed treatment (rolling 12 month period)	3	125	2.4%	1.6%	1.5%
% of patients satisfied with the treatment they have received (rolling 12 month period)	5	5	100.0%	95.3%	96.0%

\* Figures in italics indicate that the base number is less than 100.



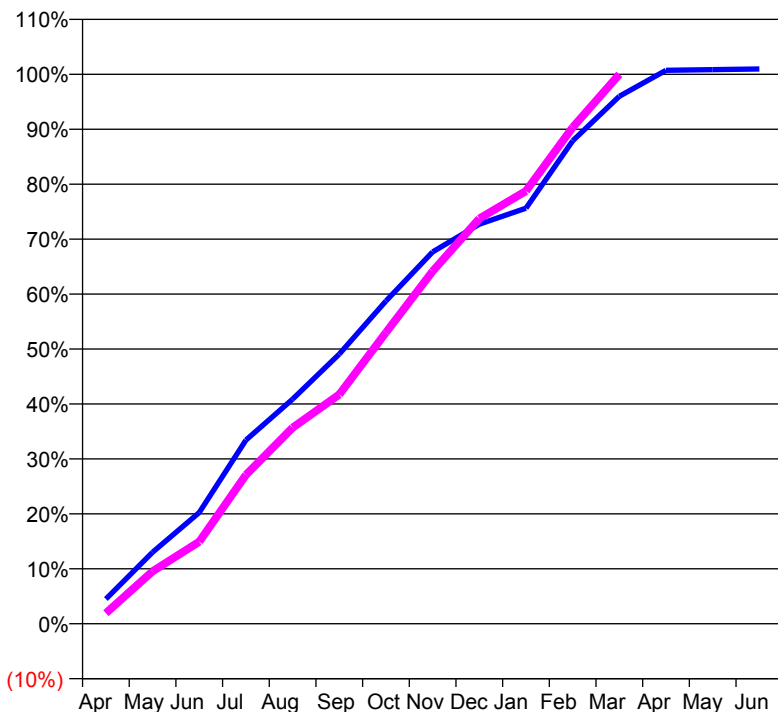
**Q53 - Vital Signs Orthodontic At a Glance Contract Report for 274895/0001 - March 2017**

Name or company name	MR AL DAVEY
Contract type name	PDS Contract
Purpose of contract	Orthodontic
Contract start date	01/04/2006
Contract end date	31/03/2018

16/17 Contracted general activity (UDA)	0
Carry forward general activity (UDA)	0
16/17 Contracted orthodontic activity (UOA)	17,407
Carry forward orthodontic activity (UOA)	-84
Baseline contract value	£1,128,843.43

**ACCESS**

	Contract	England and Wales
24 month ratio of assessments to patient IDs	1.09	1.09

**ACTIVITY**
**Cumulative percentage of contracted UOA delivered 2016 & 2017**

**Adjusted Scheduled Activity (UOA)**

Month	2016	2017
April	784	336
May	2,268	1,662
June	3,526	2,600
July	5,819	4,716
August	7,115	6,212
September	8,543	7,265
October	10,223	9,229
November	11,777	11,165
December	12,659	12,837
January	13,163	13,710
February	15,297	15,726
March	16,710	17,406
April	17,533	
May	17,554	
June	17,575	

**QUALITY**

	Contract Quantity	Contract Base Number	Contract *	Region	England
% of all assessments that were assess and fit appliances (rolling 12 month period)	835	1,504	55.5%	55.8%	56.6%
% of all assessments that were assess and refuse (rolling 12 month period)	0	1,504	0.0%	11.1%	11.8%
% of all assessments that were assess and review (rolling 12 month period)	669	1,504	44.5%	33.1%	31.6%
% of terminated courses where treatment was abandoned or discontinued (rolling 12 month period)	111	925	12.0%	8.6%	7.7%
% of completed treatments indicating that PAR score was taken (year to date)	806	814	99.0%	57.9%	58.4%
Rate of removable appliances per 100 fixed appliances - proposed treatment (rolling 12 month period)	2	1,650	0.12	7.01	5.64
Rate of removable appliances per 100 fixed appliances - completed treatment (rolling 12 month period)	1	1,613	0.06	6.51	4.81
% of courses of treatment with removable appliances only - proposed treatment (rolling 12 month period)	1	835	0.1%	2.5%	2.0%
% of courses of treatment with removable appliances only - completed treatment (rolling 12 month period)	1	814	0.1%	1.6%	1.5%
% of patients satisfied with the treatment they have received (rolling 12 month period)	38	39	97.4%	95.3%	96.0%

\* Figures in italics indicate that the base number is less than 100.

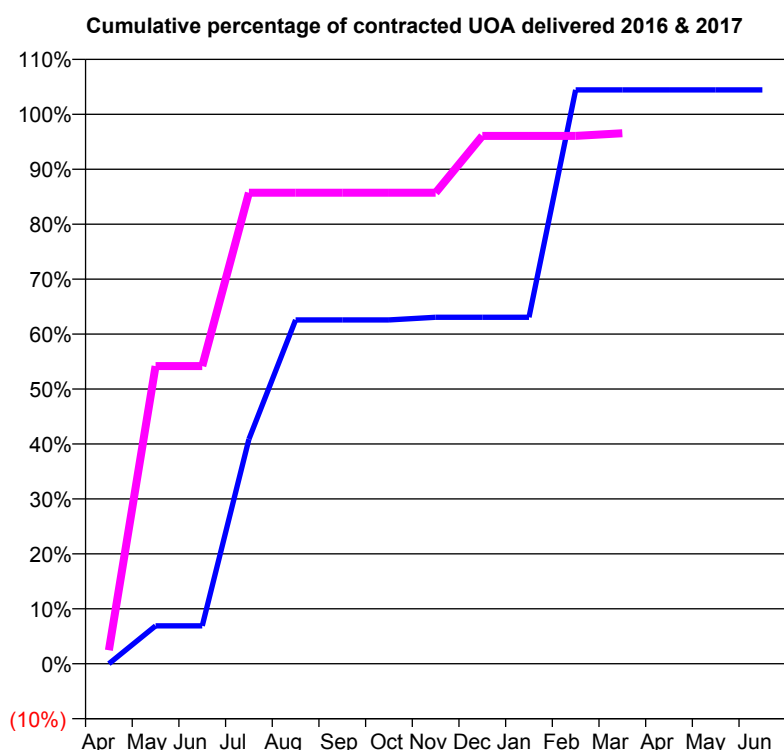
**Q53 - Vital Signs Orthodontic At a Glance Contract Report for 325708/0006 - March 2017**

Name or company name	Balbir S Bhandal, Amrik S Bhandal & Baljit
Contract type name	GDS Contract
Purpose of contract	General and Orthodontic
Contract start date	01/04/2006
Contract end date	

16/17 Contracted general activity (UDA)	23,158
Carry forward general activity (UDA)	-13
16/17 Contracted orthodontic activity (UOA)	203
Carry forward orthodontic activity (UOA)	-4
Baseline contract value	£549,156.26

**ACCESS**

	Contract	England and Wales
24 month ratio of assessments to patient IDs	1.05	1.09

**ACTIVITY**


Month	Adjusted Scheduled Activity (UOA)	
	2016	2017
April	0	5
May	14	110
June	14	110
July	83	174
August	127	174
September	127	174
October	127	174
November	128	174
December	128	195
January	128	195
February	212	195
March	212	196
April	212	
May	212	
June	212	

**QUALITY**

	Contract Quantity	Contract Base Number	Contract *	Region	England
% of all assessments that were assess and fit appliances (rolling 12 month period)	9	12	75.0%	55.8%	56.6%
% of all assessments that were assess and refuse (rolling 12 month period)	2	12	16.7%	11.1%	11.8%
% of all assessments that were assess and review (rolling 12 month period)	1	12	8.3%	33.1%	31.6%
% of terminated courses where treatment was abandoned or discontinued (rolling 12 month period)	2	9	22.2%	8.6%	7.7%
% of completed treatments indicating that PAR score was taken (year to date)	5	7	71.4%	57.9%	58.4%
Rate of removable appliances per 100 fixed appliances - proposed treatment (rolling 12 month period)	1	9	11.11	7.01	5.64
Rate of removable appliances per 100 fixed appliances - completed treatment (rolling 12 month period)	0	12	0.00	6.51	4.81
% of courses of treatment with removable appliances only - proposed treatment (rolling 12 month period)	1	9	11.1%	2.5%	2.0%
% of courses of treatment with removable appliances only - completed treatment (rolling 12 month period)	0	7	0.0%	1.6%	1.5%
% of patients satisfied with the treatment they have received (rolling 12 month period)	1	1	100.0%	95.3%	96.0%

\* Figures in italics indicate that the base number is less than 100.

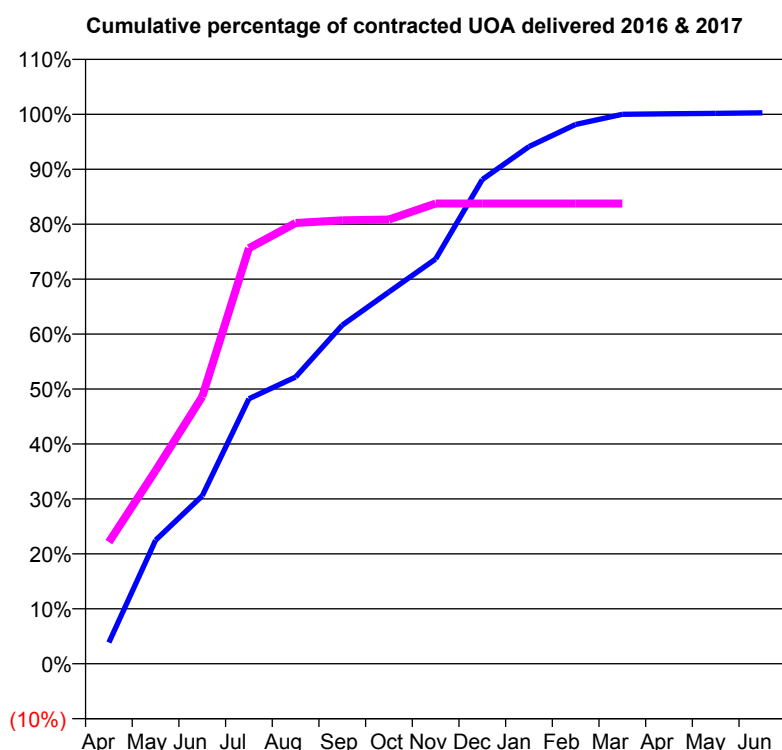
**Q53 - Vital Signs Orthodontic At a Glance Contract Report for 574422/0001 - March 2017**

Name or company name	MR R OSMAN
Contract type name	GDS Contract
Purpose of contract	General and Orthodontic
Contract start date	01/04/2006
Contract end date	

16/17 Contracted general activity (UDA)	5,528
Carry forward general activity (UDA)	51
16/17 Contracted orthodontic activity (UOA)	1,440
Carry forward orthodontic activity (UOA)	-3
Baseline contract value	£205,878.73

**ACCESS**

	Contract	England and Wales
24 month ratio of assessments to patient IDs	1.19	1.09

**ACTIVITY**


Month	Adjusted Scheduled Activity (UOA)	
	2016	2017
April	46	319
May	267	506
June	363	700
July	573	1,089
August	620	1,155
September	732	1,162
October	804	1,164
November	875	1,206
December	1,047	1,206
January	1,118	1,206
February	1,166	1,206
March	1,188	1,206
April	1,189	
May	1,190	
June	1,191	

**QUALITY**

	Contract Quantity	Contract Base Number	Contract *	Region	England
% of all assessments that were assess and fit appliances (rolling 12 month period)	57	121	47.1%	55.8%	56.6%
% of all assessments that were assess and refuse (rolling 12 month period)	15	121	12.4%	11.1%	11.8%
% of all assessments that were assess and review (rolling 12 month period)	49	121	40.5%	33.1%	31.6%
% of terminated courses where treatment was abandoned or discontinued (rolling 12 month period)	10	105	9.5%	8.6%	7.7%
% of completed treatments indicating that PAR score was taken (year to date)	69	95	72.6%	57.9%	58.4%
Rate of removable appliances per 100 fixed appliances - proposed treatment (rolling 12 month period)	20	107	18.69	7.01	5.64
Rate of removable appliances per 100 fixed appliances - completed treatment (rolling 12 month period)	32	179	17.88	6.51	4.81
% of courses of treatment with removable appliances only - proposed treatment (rolling 12 month period)	3	57	5.3%	2.5%	2.0%
% of courses of treatment with removable appliances only - completed treatment (rolling 12 month period)	2	95	2.1%	1.6%	1.5%
% of patients satisfied with the treatment they have received (rolling 12 month period)	2	2	100.0%	95.3%	96.0%

\* Figures in italics indicate that the base number is less than 100.

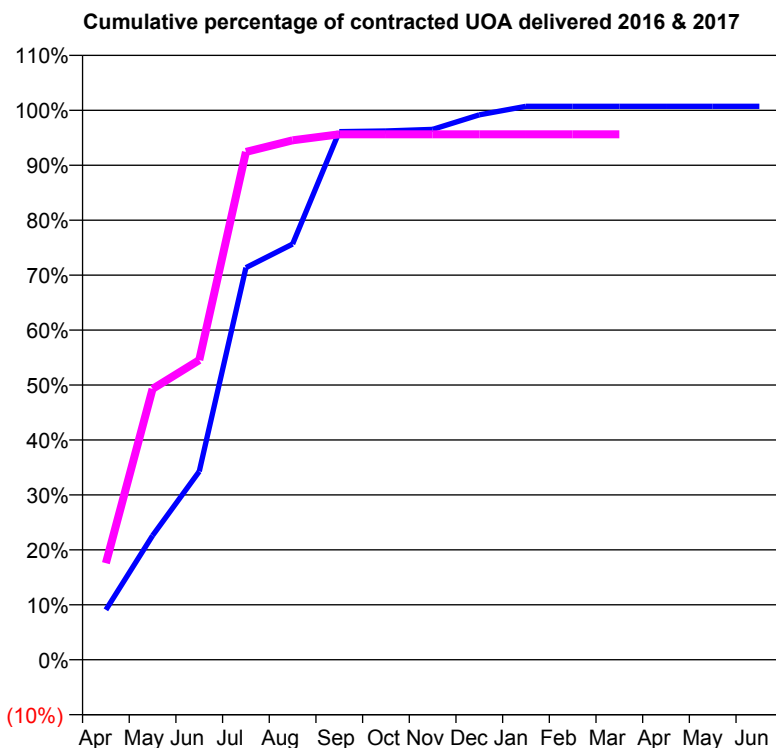
**Q53 - Vital Signs Orthodontic At a Glance Contract Report for 574422/0002 - March 2017**

Name or company name	MR R OSMAN
Contract type name	GDS Contract
Purpose of contract	General and Orthodontic
Contract start date	01/04/2006
Contract end date	

16/17 Contracted general activity (UDA)	30,693
Carry forward general activity (UDA)	1,179
16/17 Contracted orthodontic activity (UOA)	2,008
Carry forward orthodontic activity (UOA)	-12
Baseline contract value	£888,054.25

**ACCESS**

	Contract	England and Wales
24 month ratio of assessments to patient IDs	1.04	1.09

**ACTIVITY**


Month	Adjusted Scheduled Activity (UOA)	
	2016	2017
April	152	353
May	378	990
June	573	1,095
July	1,193	1,856
August	1,265	1,898
September	1,607	1,920
October	1,609	1,920
November	1,614	1,920
December	1,658	1,920
January	1,684	1,920
February	1,684	1,920
March	1,684	1,920
April	1,684	
May	1,684	
June	1,684	

**QUALITY**

	Contract Quantity	Contract Base Number	Contract *	Region	England
% of all assessments that were assess and fit appliances (rolling 12 month period)	93	132	70.5%	55.8%	56.6%
% of all assessments that were assess and refuse (rolling 12 month period)	12	132	9.1%	11.1%	11.8%
% of all assessments that were assess and review (rolling 12 month period)	27	132	20.5%	33.1%	31.6%
% of terminated courses where treatment was abandoned or discontinued (rolling 12 month period)	35	195	17.9%	8.6%	7.7%
% of completed treatments indicating that PAR score was taken (year to date)	120	160	75.0%	57.9%	58.4%
Rate of removable appliances per 100 fixed appliances - proposed treatment (rolling 12 month period)	22	178	12.36	7.01	5.64
Rate of removable appliances per 100 fixed appliances - completed treatment (rolling 12 month period)	58	296	19.59	6.51	4.81
% of courses of treatment with removable appliances only - proposed treatment (rolling 12 month period)	1	93	1.1%	2.5%	2.0%
% of courses of treatment with removable appliances only - completed treatment (rolling 12 month period)	4	160	2.5%	1.6%	1.5%
% of patients satisfied with the treatment they have received (rolling 12 month period)	6	6	100.0%	95.3%	96.0%

\* Figures in italics indicate that the base number is less than 100.

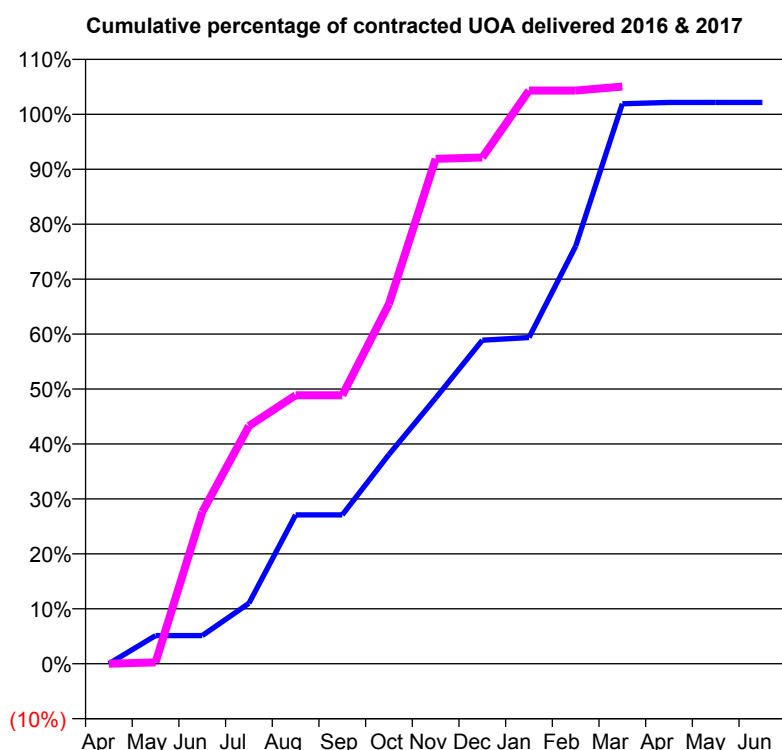
**Q53 - Vital Signs Orthodontic At a Glance Contract Report for 619744/0006 - March 2017**

Name or company name	MR AM WILLIAMS
Contract type name	GDS Contract
Purpose of contract	General and Orthodontic
Contract start date	02/07/2012
Contract end date	

16/17 Contracted general activity (UDA)	7,452
Carry forward general activity (UDA)	0
16/17 Contracted orthodontic activity (UOA)	409
Carry forward orthodontic activity (UOA)	0
Baseline contract value	£178,614.99

**ACCESS**

	Contract	England and Wales
24 month ratio of assessments to patient IDs	1.13	1.09

**ACTIVITY**


Month	Adjusted Scheduled Activity (UOA)	
	2016	2017
April	0	0
May	21	1
June	21	113
July	45	177
August	111	200
September	111	200
October	156	268
November	198	376
December	241	377
January	243	427
February	311	427
March	417	430
April	418	
May	418	
June	418	

**QUALITY**

	Contract Quantity	Contract Base Number	Contract *	Region	England
% of all assessments that were assess and fit appliances (rolling 12 month period)	19	49	38.8%	55.8%	56.6%
% of all assessments that were assess and refuse (rolling 12 month period)	2	49	4.1%	11.1%	11.8%
% of all assessments that were assess and review (rolling 12 month period)	28	49	57.1%	33.1%	31.6%
% of terminated courses where treatment was abandoned or discontinued (rolling 12 month period)	0	9	0.0%	8.6%	7.7%
% of completed treatments indicating that PAR score was taken (year to date)	0	9	0.0%	57.9%	58.4%
Rate of removable appliances per 100 fixed appliances - proposed treatment (rolling 12 month period)	17	36	47.22	7.01	5.64
Rate of removable appliances per 100 fixed appliances - completed treatment (rolling 12 month period)	9	18	50.00	6.51	4.81
% of courses of treatment with removable appliances only - proposed treatment (rolling 12 month period)	0	19	0.0%	2.5%	2.0%
% of courses of treatment with removable appliances only - completed treatment (rolling 12 month period)	0	9	0.0%	1.6%	1.5%
% of patients satisfied with the treatment they have received (rolling 12 month period)	0	0	N/A	95.3%	96.0%

\* Figures in italics indicate that the base number is less than 100.

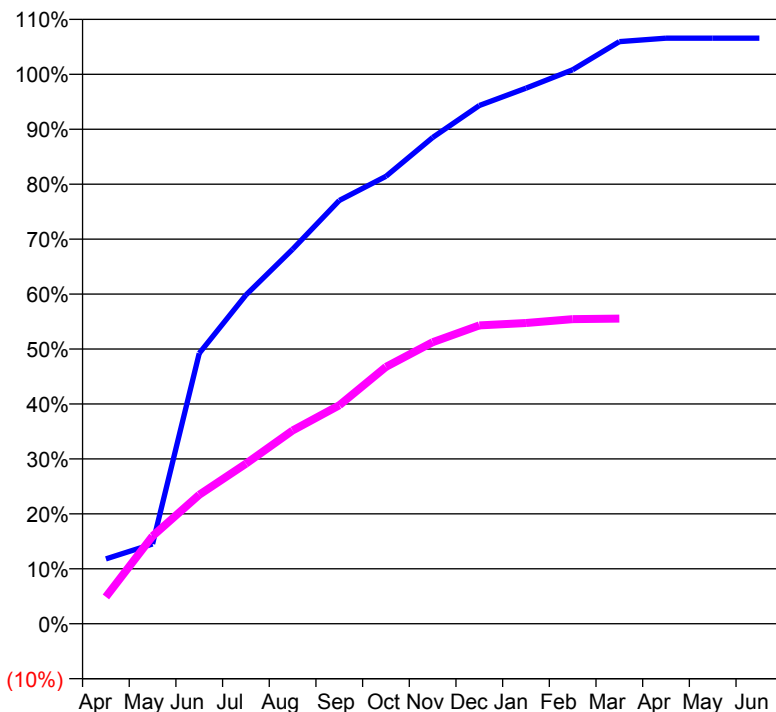
**Q53 - Vital Signs Orthodontic At a Glance Contract Report for 732052/0003 - March 2017**

Name or company name	Balbir S Bhandal, Amrik S Bhandal & Baljit
Contract type name	GDS Contract
Purpose of contract	General and Orthodontic
Contract start date	01/04/2006
Contract end date	

16/17 Contracted general activity (UDA)	100,734
Carry forward general activity (UDA)	2,146
16/17 Contracted orthodontic activity (UOA)	6,363
Carry forward orthodontic activity (UOA)	-57
Baseline contract value	£2,916,290.56

**ACCESS**

	Contract	England and Wales
24 month ratio of assessments to patient IDs	1.12	1.09

**ACTIVITY**
**Cumulative percentage of contracted UOA delivered 2016 & 2017**

**Adjusted Scheduled Activity (UOA)**

Month	2016	2017
April	404	311
May	497	1,015
June	1,685	1,494
July	2,048	1,854
August	2,333	2,238
September	2,637	2,530
October	2,787	2,975
November	3,029	3,260
December	3,228	3,455
January	3,336	3,483
February	3,451	3,528
March	3,626	3,533
April	3,648	
May	3,648	
June	3,648	

**QUALITY**

	Contract Quantity	Contract Base Number	Contract *	Region	England
% of all assessments that were assess and fit appliances (rolling 12 month period)	161	264	61.0%	55.8%	56.6%
% of all assessments that were assess and refuse (rolling 12 month period)	45	264	17.0%	11.1%	11.8%
% of all assessments that were assess and review (rolling 12 month period)	58	264	22.0%	33.1%	31.6%
% of terminated courses where treatment was abandoned or discontinued (rolling 12 month period)	42	152	27.6%	8.6%	7.7%
% of completed treatments indicating that PAR score was taken (year to date)	109	110	99.1%	57.9%	58.4%
Rate of removable appliances per 100 fixed appliances - proposed treatment (rolling 12 month period)	18	200	9.00	7.01	5.64
Rate of removable appliances per 100 fixed appliances - completed treatment (rolling 12 month period)	10	214	4.67	6.51	4.81
% of courses of treatment with removable appliances only - proposed treatment (rolling 12 month period)	18	161	11.2%	2.5%	2.0%
% of courses of treatment with removable appliances only - completed treatment (rolling 12 month period)	0	110	0.0%	1.6%	1.5%
% of patients satisfied with the treatment they have received (rolling 12 month period)	2	3	66.7%	95.3%	96.0%

\* Figures in italics indicate that the base number is less than 100.

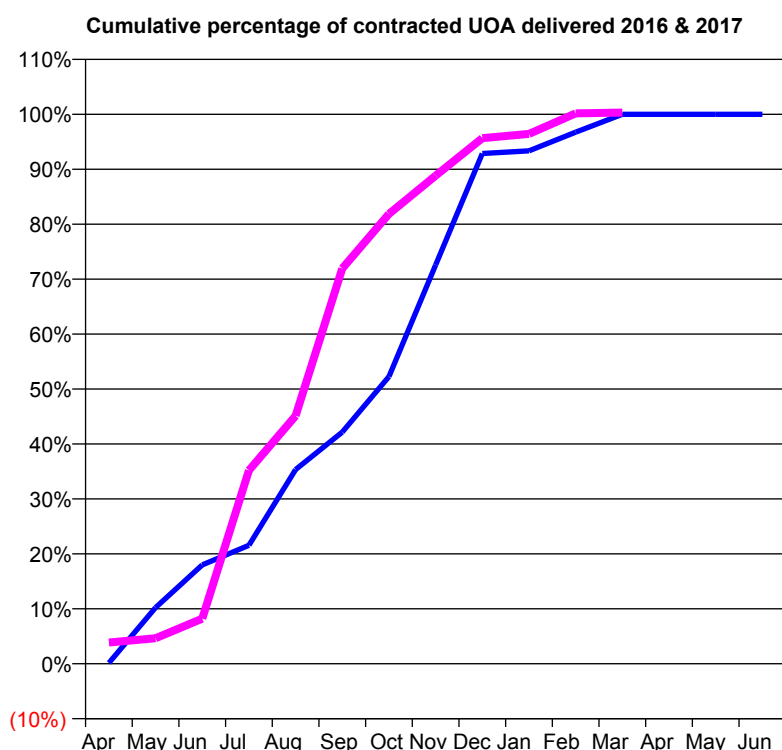
**Q53 - Vital Signs Orthodontic At a Glance Contract Report for 740179/0001 - March 2017**

Name or company name	MR JC ALLEN
Contract type name	GDS Contract
Purpose of contract	General and Orthodontic
Contract start date	01/04/2006
Contract end date	

16/17 Contracted general activity (UDA)	28,247
Carry forward general activity (UDA)	-7
16/17 Contracted orthodontic activity (UOA)	645
Carry forward orthodontic activity (UOA)	0
Baseline contract value	£918,192.39

**ACCESS**

	Contract	England and Wales
24 month ratio of assessments to patient IDs	1.11	1.09

**ACTIVITY**


Month	Adjusted Scheduled Activity (UOA)	
	2016	2017
April	1	25
May	66	30
June	116	53
July	139	227
August	228	291
September	272	464
October	337	528
November	468	573
December	599	617
January	602	622
February	624	646
March	645	647
April	645	
May	645	
June	645	

**QUALITY**

	Contract Quantity	Contract Base Number	Contract *	Region	England
% of all assessments that were assess and fit appliances (rolling 12 month period)	29	68	42.6%	55.8%	56.6%
% of all assessments that were assess and refuse (rolling 12 month period)	11	68	16.2%	11.1%	11.8%
% of all assessments that were assess and review (rolling 12 month period)	28	68	41.2%	33.1%	31.6%
% of terminated courses where treatment was abandoned or discontinued (rolling 12 month period)	2	45	4.4%	8.6%	7.7%
% of completed treatments indicating that PAR score was taken (year to date)	43	43	100.0%	57.9%	58.4%
Rate of removable appliances per 100 fixed appliances - proposed treatment (rolling 12 month period)	1	56	1.79	7.01	5.64
Rate of removable appliances per 100 fixed appliances - completed treatment (rolling 12 month period)	11	86	12.79	6.51	4.81
% of courses of treatment with removable appliances only - proposed treatment (rolling 12 month period)	0	29	0.0%	2.5%	2.0%
% of courses of treatment with removable appliances only - completed treatment (rolling 12 month period)	0	43	0.0%	1.6%	1.5%
% of patients satisfied with the treatment they have received (rolling 12 month period)	3	3	100.0%	95.3%	96.0%

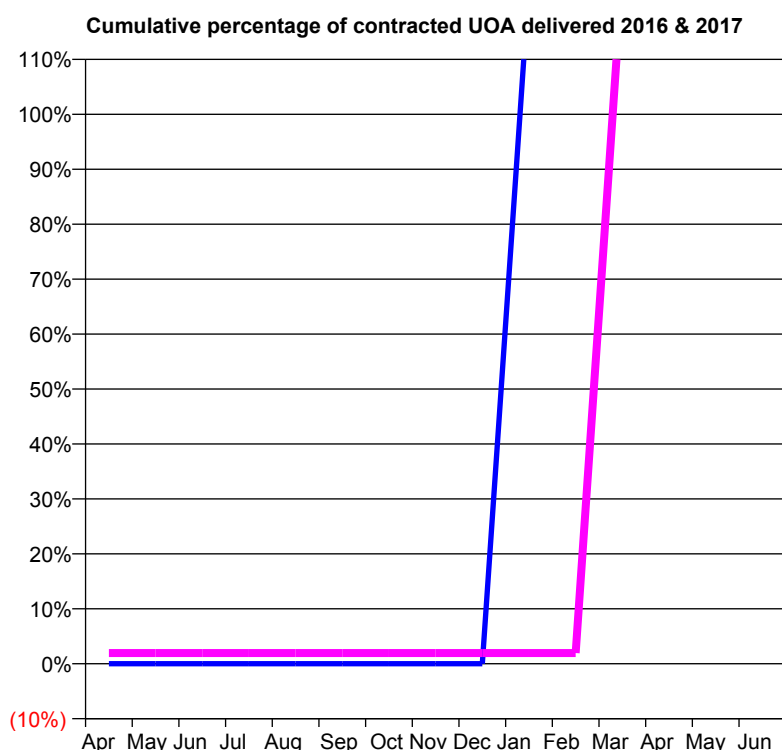
\* Figures in italics indicate that the base number is less than 100.

**Q53 - Vital Signs Orthodontic At a Glance Contract Report for 794643/0002 - March 2017**

Name or company name	MR W SIDHU
Contract type name	GDS Contract
Purpose of contract	General and Orthodontic
Contract start date	03/01/2012
Contract end date	

16/17 Contracted general activity (UDA)	6,301
Carry forward general activity (UDA)	0
16/17 Contracted orthodontic activity (UOA)	51
Carry forward orthodontic activity (UOA)	-1
Baseline contract value	£158,790.55

ACCESS	Contract	England and Wales
24 month ratio of assessments to patient IDs	1.00	1.09

**ACTIVITY**


Month	Adjusted Scheduled Activity (UOA)	
	2016	2017
April	0	1
May	0	1
June	0	1
July	0	1
August	0	1
September	0	1
October	0	1
November	0	1
December	0	1
January	63	1
February	63	1
March	63	64
April	63	
May	63	
June	63	

QUALITY	Contract Quantity	Contract Base Number	Contract *	Region	England
% of all assessments that were assess and fit appliances (rolling 12 month period)	3	3	100.0%	55.8%	56.6%
% of all assessments that were assess and refuse (rolling 12 month period)	0	3	0.0%	11.1%	11.8%
% of all assessments that were assess and review (rolling 12 month period)	0	3	0.0%	33.1%	31.6%
% of terminated courses where treatment was abandoned or discontinued (rolling 12 month period)	0	0	N/A	8.6%	7.7%
% of completed treatments indicating that PAR score was taken (year to date)	0	0	N/A	57.9%	58.4%
Rate of removable appliances per 100 fixed appliances - proposed treatment (rolling 12 month period)	0	3	0.00	7.01	5.64
Rate of removable appliances per 100 fixed appliances - completed treatment (rolling 12 month period)	0	0	N/A	6.51	4.81
% of courses of treatment with removable appliances only - proposed treatment (rolling 12 month period)	0	3	0.0%	2.5%	2.0%
% of courses of treatment with removable appliances only - completed treatment (rolling 12 month period)	0	0	N/A	1.6%	1.5%
% of patients satisfied with the treatment they have received (rolling 12 month period)	0	0	N/A	95.3%	96.0%

\* Figures in italics indicate that the base number is less than 100.

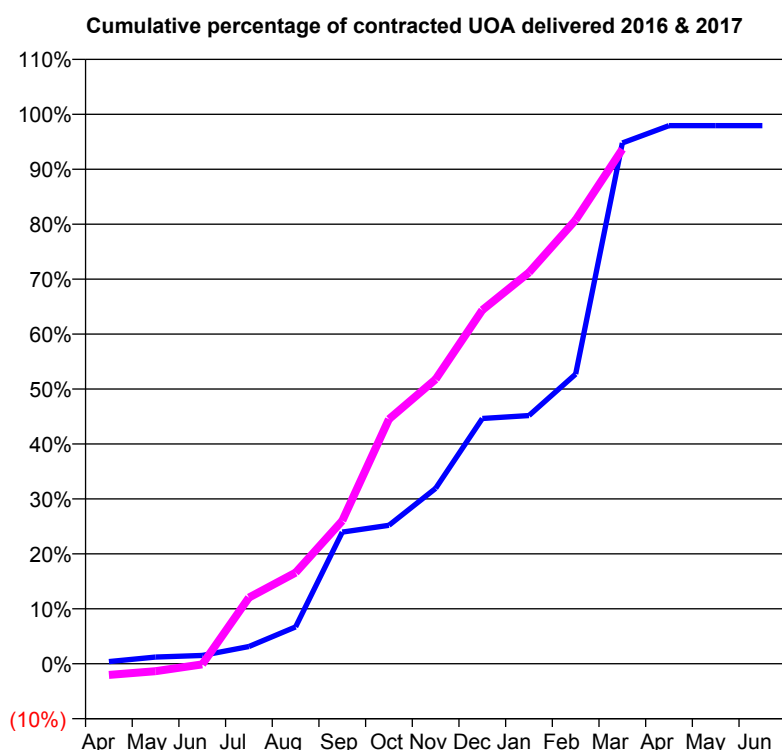


**Q53 - Vital Signs Orthodontic At a Glance Contract Report for 825212/0003 - March 2017**

Name or company name	MR D DALBY
Contract type name	GDS Contract
Purpose of contract	Orthodontic
Contract start date	01/08/2012
Contract end date	

16/17 Contracted general activity (UDA)	0
Carry forward general activity (UDA)	0
16/17 Contracted orthodontic activity (UOA)	730
Carry forward orthodontic activity (UOA)	15
Baseline contract value	£50,170.85

ACCESS	Contract	England and Wales
24 month ratio of assessments to patient IDs	1.26	1.09

**ACTIVITY**


Month	Adjusted Scheduled Activity (UOA)	
	2016	2017
April	3	-15
May	9	-10
June	11	-1
July	23	88
August	49	121
September	175	190
October	184	325
November	233	378
December	326	470
January	330	520
February	385	590
March	692	684
April	715	
May	715	
June	715	

QUALITY	Contract Quantity	Contract Base Number	Contract *	Region	England
% of all assessments that were assess and fit appliances (rolling 12 month period)	30	120	25.0%	55.8%	56.6%
% of all assessments that were assess and refuse (rolling 12 month period)	1	120	0.8%	11.1%	11.8%
% of all assessments that were assess and review (rolling 12 month period)	89	120	74.2%	33.1%	31.6%
% of terminated courses where treatment was abandoned or discontinued (rolling 12 month period)	2	27	7.4%	8.6%	7.7%
% of completed treatments indicating that PAR score was taken (year to date)	10	25	40.0%	57.9%	58.4%
Rate of removable appliances per 100 fixed appliances - proposed treatment (rolling 12 month period)	0	0	N/A	7.01	5.64
Rate of removable appliances per 100 fixed appliances - completed treatment (rolling 12 month period)	2	1	200.00	6.51	4.81
% of courses of treatment with removable appliances only - proposed treatment (rolling 12 month period)	0	30	0.0%	2.5%	2.0%
% of courses of treatment with removable appliances only - completed treatment (rolling 12 month period)	0	25	0.0%	1.6%	1.5%
% of patients satisfied with the treatment they have received (rolling 12 month period)	0	0	N/A	95.3%	96.0%

\* Figures in italics indicate that the base number is less than 100.

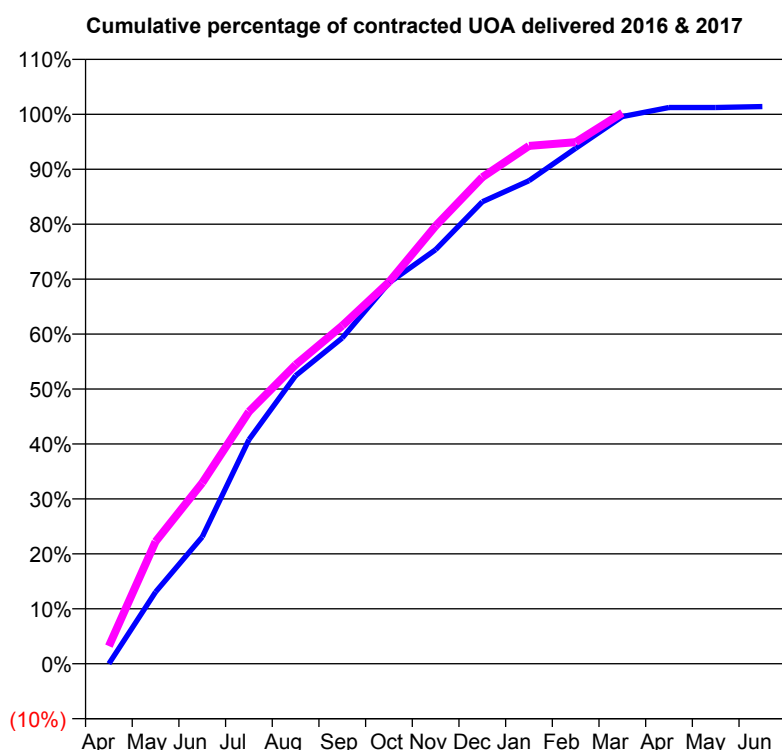
**Q53 - Vital Signs Orthodontic At a Glance Contract Report for 890936/0002 - March 2017**

Name or company name	MR RJ CURE
Contract type name	PDS Contract
Purpose of contract	Orthodontic
Contract start date	01/04/2006
Contract end date	31/03/2018

16/17 Contracted general activity (UDA)	0
Carry forward general activity (UDA)	0
16/17 Contracted orthodontic activity (UOA)	14,260
Carry forward orthodontic activity (UOA)	-30
Baseline contract value	£924,760.58

**ACCESS**

	Contract	England and Wales
24 month ratio of assessments to patient IDs	1.00	1.09

**ACTIVITY**


Month	Adjusted Scheduled Activity (UOA)	
	2016	2017
April	3	458
May	1,864	3,171
June	3,294	4,693
July	5,816	6,543
August	7,478	7,761
September	8,457	8,773
October	9,885	9,907
November	10,748	11,364
December	11,988	12,625
January	12,534	13,438
February	13,377	13,536
March	14,200	14,296
April	14,435	
May	14,435	
June	14,458	

**QUALITY**

	Contract Quantity	Contract Base Number	Contract *	Region	England
% of all assessments that were assess and fit appliances (rolling 12 month period)	692	814	85.0%	55.8%	56.6%
% of all assessments that were assess and refuse (rolling 12 month period)	36	814	4.4%	11.1%	11.8%
% of all assessments that were assess and review (rolling 12 month period)	86	814	10.6%	33.1%	31.6%
% of terminated courses where treatment was abandoned or discontinued (rolling 12 month period)	14	649	2.2%	8.6%	7.7%
% of completed treatments indicating that PAR score was taken (year to date)	614	635	96.7%	57.9%	58.4%
Rate of removable appliances per 100 fixed appliances - proposed treatment (rolling 12 month period)	8	1,367	0.59	7.01	5.64
Rate of removable appliances per 100 fixed appliances - completed treatment (rolling 12 month period)	5	1,258	0.40	6.51	4.81
% of courses of treatment with removable appliances only - proposed treatment (rolling 12 month period)	8	692	1.2%	2.5%	2.0%
% of courses of treatment with removable appliances only - completed treatment (rolling 12 month period)	5	635	0.8%	1.6%	1.5%
% of patients satisfied with the treatment they have received (rolling 12 month period)	30	30	100.0%	95.3%	96.0%

\* Figures in italics indicate that the base number is less than 100.

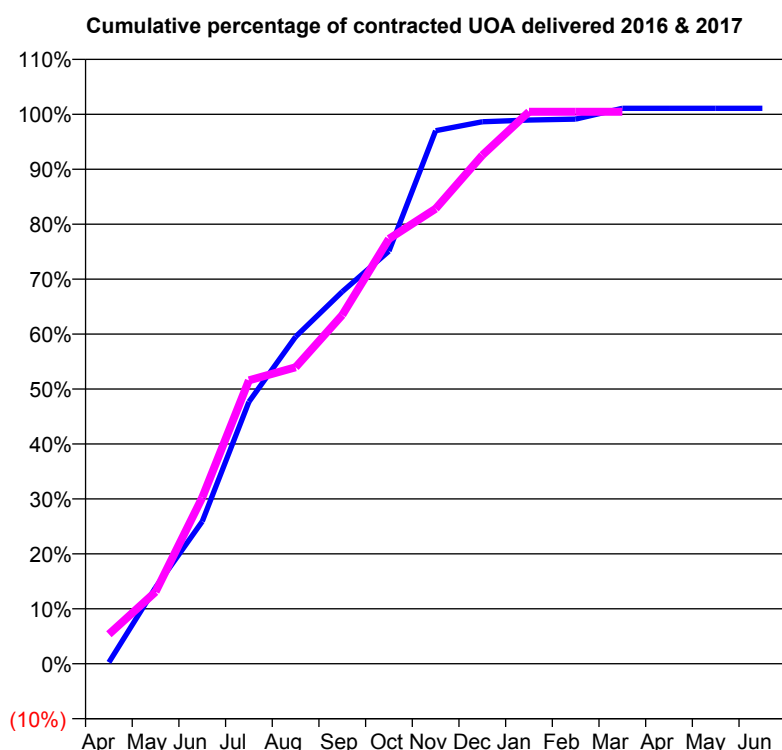
**Q53 - Vital Signs Orthodontic At a Glance Contract Report for 925926/0002 - March 2017**

Name or company name	MR PK MAHAPATRA
Contract type name	GDS Contract
Purpose of contract	General and Orthodontic
Contract start date	01/02/2013
Contract end date	

16/17 Contracted general activity (UDA)	3,595
Carry forward general activity (UDA)	0
16/17 Contracted orthodontic activity (UOA)	2,404
Carry forward orthodontic activity (UOA)	-26
Baseline contract value	£272,929.17

**ACCESS**

	Contract	England and Wales
24 month ratio of assessments to patient IDs	1.28	1.09

**ACTIVITY**


Month	Adjusted Scheduled Activity (UOA)	
	2016	2017
April	6	129
May	334	315
June	623	727
July	1,146	1,240
August	1,431	1,297
September	1,628	1,526
October	1,805	1,859
November	2,332	1,991
December	2,371	2,225
January	2,379	2,415
February	2,383	2,415
March	2,430	2,415
April	2,430	
May	2,430	
June	2,430	

**QUALITY**

	Contract Quantity	Contract Base Number	Contract *	Region	England
% of all assessments that were assess and fit appliances (rolling 12 month period)	105	395	26.6%	55.8%	56.6%
% of all assessments that were assess and refuse (rolling 12 month period)	37	395	9.4%	11.1%	11.8%
% of all assessments that were assess and review (rolling 12 month period)	253	395	64.1%	33.1%	31.6%
% of terminated courses where treatment was abandoned or discontinued (rolling 12 month period)	8	66	12.1%	8.6%	7.7%
% of completed treatments indicating that PAR score was taken (year to date)	30	58	51.7%	57.9%	58.4%
Rate of removable appliances per 100 fixed appliances - proposed treatment (rolling 12 month period)	0	0	N/A	7.01	5.64
Rate of removable appliances per 100 fixed appliances - completed treatment (rolling 12 month period)	0	2	0.00	6.51	4.81
% of courses of treatment with removable appliances only - proposed treatment (rolling 12 month period)	0	105	0.0%	2.5%	2.0%
% of courses of treatment with removable appliances only - completed treatment (rolling 12 month period)	0	58	0.0%	1.6%	1.5%
% of patients satisfied with the treatment they have received (rolling 12 month period)	7	8	87.5%	95.3%	96.0%

\* Figures in italics indicate that the base number is less than 100.

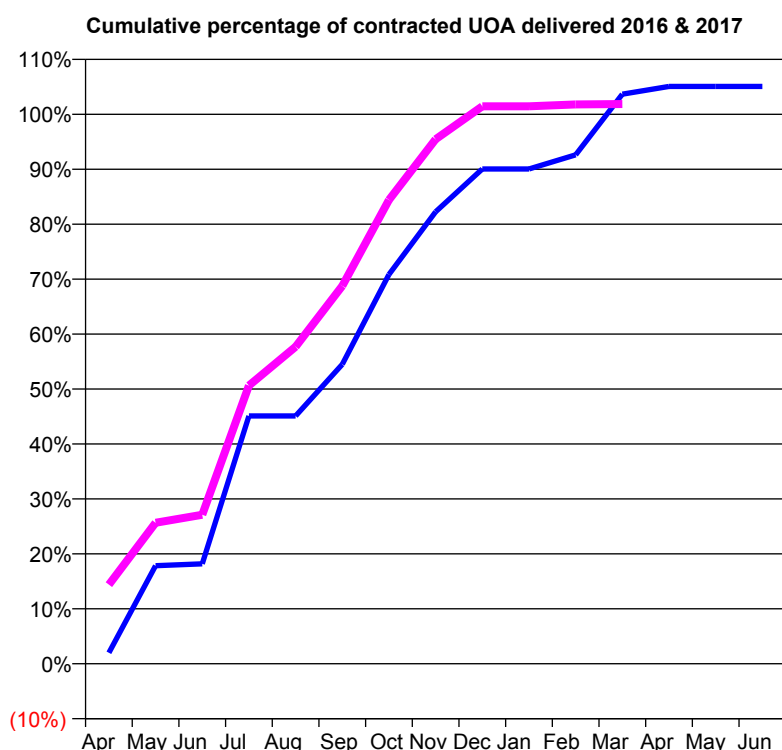
**Q53 - Vital Signs Orthodontic At a Glance Contract Report for 972126/0001 - March 2017**

Name or company name	MR SJ SIDDIQUI
Contract type name	PDS Contract
Purpose of contract	Orthodontic
Contract start date	01/04/2012
Contract end date	31/03/2018

16/17 Contracted general activity (UDA)	0
Carry forward general activity (UDA)	0
16/17 Contracted orthodontic activity (UOA)	6,006
Carry forward orthodontic activity (UOA)	-121
Baseline contract value	£391,891.44

**ACCESS**

	Contract	England and Wales
24 month ratio of assessments to patient IDs	1.02	1.09

**ACTIVITY**


Month	Adjusted Scheduled Activity (UOA)	
	2016	2017
April	120	865
May	1,072	1,541
June	1,093	1,628
July	2,709	3,041
August	2,709	3,465
September	3,273	4,130
October	4,255	5,070
November	4,940	5,734
December	5,408	6,093
January	5,408	6,093
February	5,563	6,114
March	6,226	6,118
April	6,310	
May	6,310	
June	6,310	

**QUALITY**

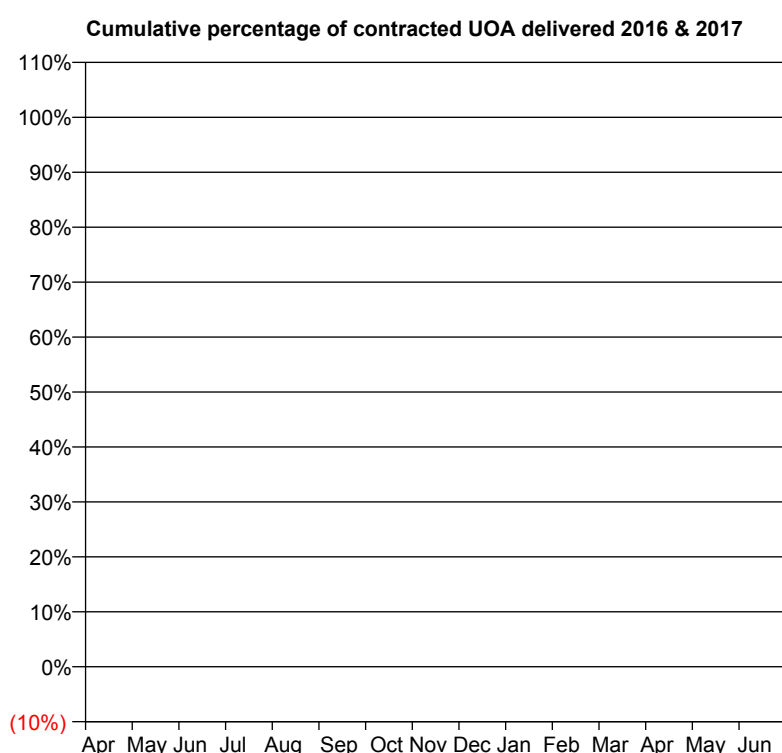
	Contract Quantity	Contract Base Number	Contract *	Region	England
% of all assessments that were assess and fit appliances (rolling 12 month period)	278	533	52.2%	55.8%	56.6%
% of all assessments that were assess and refuse (rolling 12 month period)	50	533	9.4%	11.1%	11.8%
% of all assessments that were assess and review (rolling 12 month period)	205	533	38.5%	33.1%	31.6%
% of terminated courses where treatment was abandoned or discontinued (rolling 12 month period)	6	256	2.3%	8.6%	7.7%
% of completed treatments indicating that PAR score was taken (year to date)	103	250	41.2%	57.9%	58.4%
Rate of removable appliances per 100 fixed appliances - proposed treatment (rolling 12 month period)	0	0	N/A	7.01	5.64
Rate of removable appliances per 100 fixed appliances - completed treatment (rolling 12 month period)	0	0	N/A	6.51	4.81
% of courses of treatment with removable appliances only - proposed treatment (rolling 12 month period)	0	278	0.0%	2.5%	2.0%
% of courses of treatment with removable appliances only - completed treatment (rolling 12 month period)	0	250	0.0%	1.6%	1.5%
% of patients satisfied with the treatment they have received (rolling 12 month period)	23	25	92.0%	95.3%	96.0%

\* Figures in italics indicate that the base number is less than 100.

**Q54 - Vital Signs Orthodontic At a Glance Contract Report for 101281/0176 - March 2017**

Name or company name	OASIS DENTAL CARE LTD	16/17 Contracted general activity (UDA)	29,000
Contract type name	GDS Contract	Carry forward general activity (UDA)	0
Purpose of contract	General	16/17 Contracted orthodontic activity (UOA)	0
Contract start date	27/12/2007	Carry forward orthodontic activity (UOA)	0
Contract end date		Baseline contract value	£572,032.79

ACCESS	Contract	England and Wales
24 month ratio of assessments to patient IDs	1.00	1.09

**ACTIVITY**


Month	Adjusted Scheduled Activity (UOA)	
	2016	2017
April	0	0
May	0	0
June	0	0
July	1	0
August	1	0
September	1	0
October	1	0
November	1	0
December	1	0
January	1	23
February	1	23
March	1	23
April	1	
May	1	
June	1	

**QUALITY**

	Contract Quantity	Contract Base Number	Contract *	Region	England
% of all assessments that were assess and fit appliances (rolling 12 month period)	1	1	100.0%	55.8%	56.6%
% of all assessments that were assess and refuse (rolling 12 month period)	0	1	0.0%	11.1%	11.8%
% of all assessments that were assess and review (rolling 12 month period)	0	1	0.0%	33.1%	31.6%
% of terminated courses where treatment was abandoned or discontinued (rolling 12 month period)	0	0	N/A	8.6%	7.7%
% of completed treatments indicating that PAR score was taken (year to date)	0	0	N/A	57.9%	58.4%
Rate of removable appliances per 100 fixed appliances - proposed treatment (rolling 12 month period)	0	0	N/A	7.01	5.64
Rate of removable appliances per 100 fixed appliances - completed treatment (rolling 12 month period)	0	0	N/A	6.51	4.81
% of courses of treatment with removable appliances only - proposed treatment (rolling 12 month period)	0	1	0.0%	2.5%	2.0%
% of courses of treatment with removable appliances only - completed treatment (rolling 12 month period)	0	0	N/A	1.6%	1.5%
% of patients satisfied with the treatment they have received (rolling 12 month period)	0	0	N/A	95.3%	96.0%

\* Figures in italics indicate that the base number is less than 100.

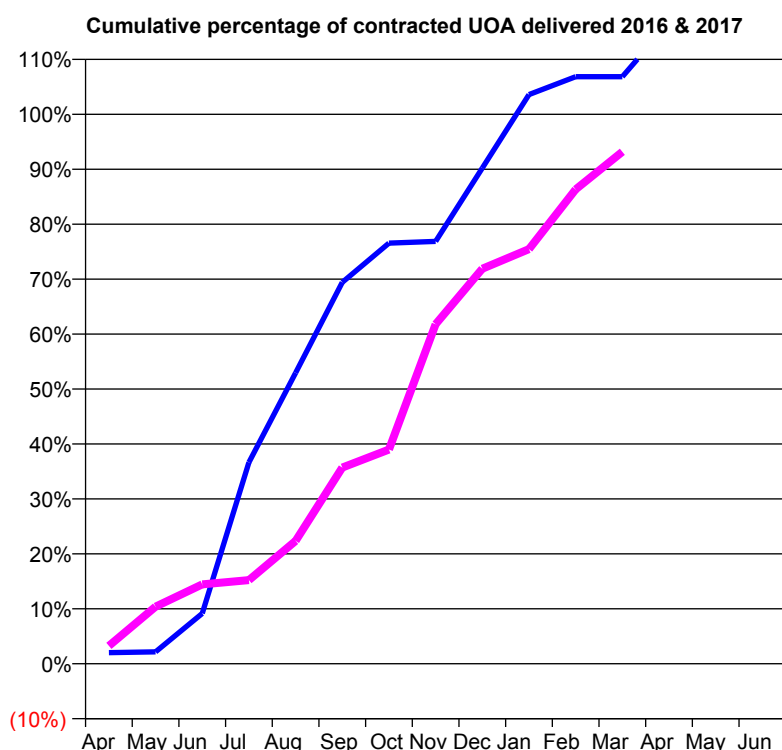
**Q54 - Vital Signs Orthodontic At a Glance Contract Report for 101370/0096 - March 2017**

Name or company name	Petrie Tucker and Partners Ltd
Contract type name	GDS Contract
Purpose of contract	General and Orthodontic
Contract start date	01/04/2007
Contract end date	

16/17 Contracted general activity (UDA)	27,162
Carry forward general activity (UDA)	376
16/17 Contracted orthodontic activity (UOA)	644
Carry forward orthodontic activity (UOA)	-13
Baseline contract value	£701,178.72

**ACCESS**

	Contract	England and Wales
24 month ratio of assessments to patient IDs	1.03	1.09

**ACTIVITY**


Month	Adjusted Scheduled Activity (UOA)	
	2016	2017
April	13	21
May	14	67
June	59	93
July	236	98
August	341	144
September	447	230
October	493	251
November	495	398
December	581	463
January	667	486
February	688	556
March	688	600
April	751	
May	751	
June	751	

**QUALITY**

	Contract Quantity	Contract Base Number	Contract *	Region	England
% of all assessments that were assess and fit appliances (rolling 12 month period)	29	70	41.4%	55.8%	56.6%
% of all assessments that were assess and refuse (rolling 12 month period)	12	70	17.1%	11.1%	11.8%
% of all assessments that were assess and review (rolling 12 month period)	29	70	41.4%	33.1%	31.6%
% of terminated courses where treatment was abandoned or discontinued (rolling 12 month period)	1	22	4.5%	8.6%	7.7%
% of completed treatments indicating that PAR score was taken (year to date)	3	21	14.3%	57.9%	58.4%
Rate of removable appliances per 100 fixed appliances - proposed treatment (rolling 12 month period)	1	52	1.92	7.01	5.64
Rate of removable appliances per 100 fixed appliances - completed treatment (rolling 12 month period)	0	41	0.00	6.51	4.81
% of courses of treatment with removable appliances only - proposed treatment (rolling 12 month period)	0	29	0.0%	2.5%	2.0%
% of courses of treatment with removable appliances only - completed treatment (rolling 12 month period)	0	21	0.0%	1.6%	1.5%
% of patients satisfied with the treatment they have received (rolling 12 month period)	0	0	N/A	95.3%	96.0%

\* Figures in italics indicate that the base number is less than 100.

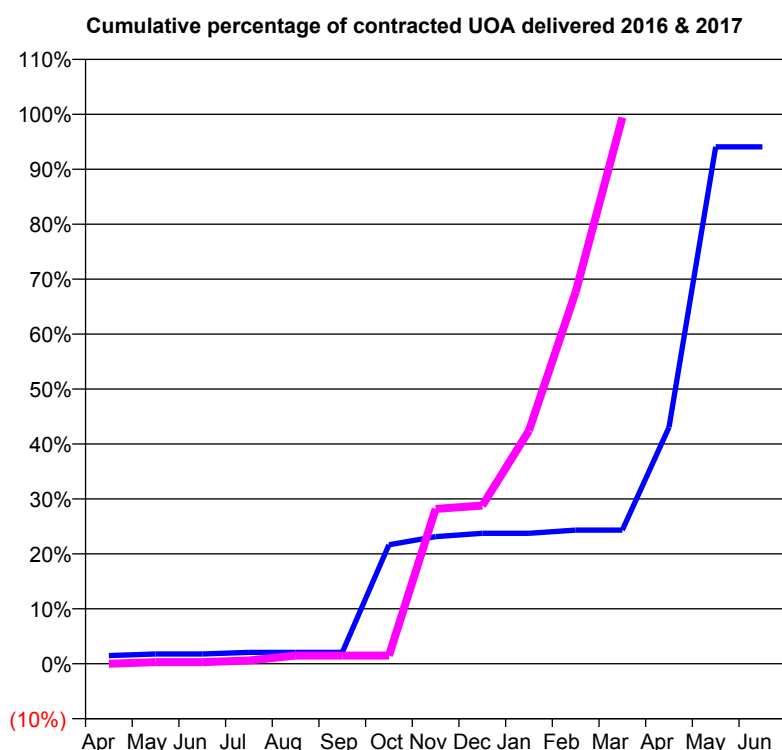
**Q54 - Vital Signs Orthodontic At a Glance Contract Report for 108162/0001 - March 2017**

Name or company name	Gupta & Gupta
Contract type name	GDS Contract
Purpose of contract	General and Orthodontic
Contract start date	01/04/2006
Contract end date	

16/17 Contracted general activity (UDA)	16,327
Carry forward general activity (UDA)	0
16/17 Contracted orthodontic activity (UOA)	337
Carry forward orthodontic activity (UOA)	0
Baseline contract value	£386,413.02

**ACCESS**

	Contract	England and Wales
24 month ratio of assessments to patient IDs	1.03	1.09

**ACTIVITY**


Month	Adjusted Scheduled Activity (UOA)	
	2016	2017
April	5	0
May	6	1
June	6	1
July	7	2
August	7	5
September	7	5
October	73	5
November	78	95
December	80	97
January	80	143
February	82	228
March	82	335
April	145	
May	317	
June	317	

**QUALITY**

	Contract Quantity	Contract Base Number	Contract *	Region	England
% of all assessments that were assess and fit appliances (rolling 12 month period)	26	50	52.0%	55.8%	56.6%
% of all assessments that were assess and refuse (rolling 12 month period)	5	50	10.0%	11.1%	11.8%
% of all assessments that were assess and review (rolling 12 month period)	19	50	38.0%	33.1%	31.6%
% of terminated courses where treatment was abandoned or discontinued (rolling 12 month period)	2	12	16.7%	8.6%	7.7%
% of completed treatments indicating that PAR score was taken (year to date)	0	10	0.0%	57.9%	58.4%
Rate of removable appliances per 100 fixed appliances - proposed treatment (rolling 12 month period)	3	52	5.77	7.01	5.64
Rate of removable appliances per 100 fixed appliances - completed treatment (rolling 12 month period)	0	19	0.00	6.51	4.81
% of courses of treatment with removable appliances only - proposed treatment (rolling 12 month period)	0	26	0.0%	2.5%	2.0%
% of courses of treatment with removable appliances only - completed treatment (rolling 12 month period)	0	10	0.0%	1.6%	1.5%
% of patients satisfied with the treatment they have received (rolling 12 month period)	0	0	N/A	95.3%	96.0%

\* Figures in italics indicate that the base number is less than 100.

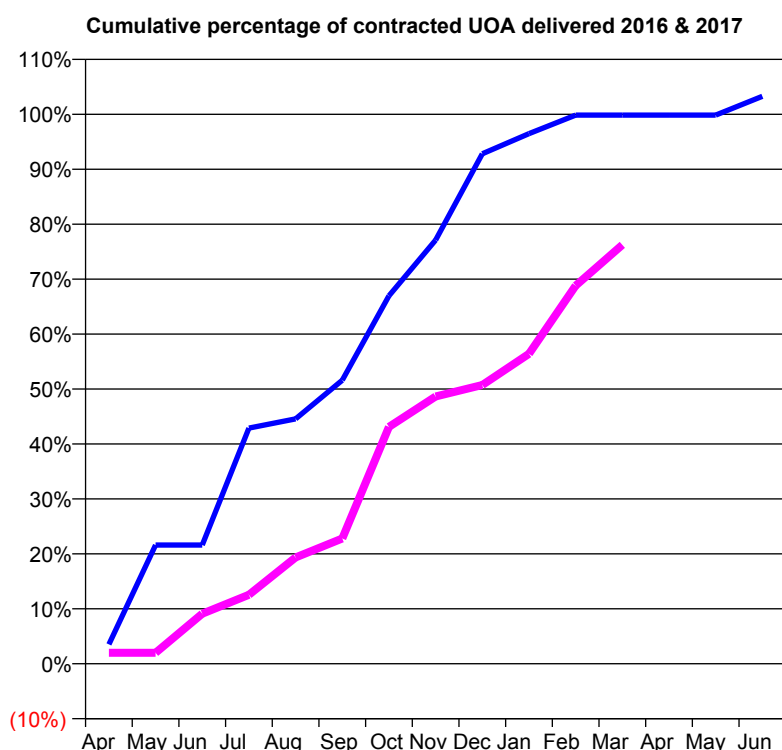
**Q54 - Vital Signs Orthodontic At a Glance Contract Report for 110272/0001 - March 2017**

Name or company name	Miss R Sharma
Contract type name	Pilot Contract
Purpose of contract	General and Orthodontic
Contract start date	01/04/2010
Contract end date	

16/17 Contracted general activity (UDA)	33,454
Carry forward general activity (UDA)	0
16/17 Contracted orthodontic activity (UOA)	1,250
Carry forward orthodontic activity (UOA)	-25
Baseline contract value	£862,899.43

**ACCESS**

	Contract	England and Wales
24 month ratio of assessments to patient IDs	1.02	1.09

**ACTIVITY**


Month	Adjusted Scheduled Activity (UOA)	
	2016	2017
April	44	25
May	270	25
June	270	114
July	536	157
August	557	242
September	645	285
October	837	539
November	964	608
December	1,160	634
January	1,206	705
February	1,248	860
March	1,248	953
April	1,248	
May	1,248	
June	1,291	

**QUALITY**

	Contract Quantity	Contract Base Number	Contract *	Region	England
% of all assessments that were assess and fit appliances (rolling 12 month period)	48	84	57.1%	55.8%	56.6%
% of all assessments that were assess and refuse (rolling 12 month period)	9	84	10.7%	11.1%	11.8%
% of all assessments that were assess and review (rolling 12 month period)	27	84	32.1%	33.1%	31.6%
% of terminated courses where treatment was abandoned or discontinued (rolling 12 month period)	5	58	8.6%	8.6%	7.7%
% of completed treatments indicating that PAR score was taken (year to date)	34	53	64.2%	57.9%	58.4%
Rate of removable appliances per 100 fixed appliances - proposed treatment (rolling 12 month period)	16	84	19.05	7.01	5.64
Rate of removable appliances per 100 fixed appliances - completed treatment (rolling 12 month period)	18	87	20.69	6.51	4.81
% of courses of treatment with removable appliances only - proposed treatment (rolling 12 month period)	2	48	4.2%	2.5%	2.0%
% of courses of treatment with removable appliances only - completed treatment (rolling 12 month period)	5	53	9.4%	1.6%	1.5%
% of patients satisfied with the treatment they have received (rolling 12 month period)	0	0	N/A	95.3%	96.0%

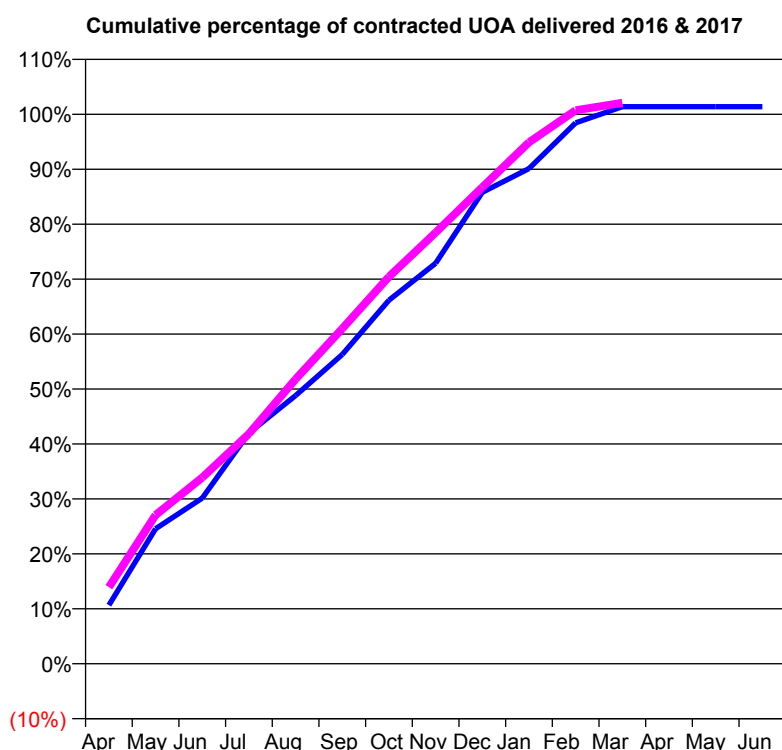
\* Figures in italics indicate that the base number is less than 100.



**Q54 - Vital Signs Orthodontic At a Glance Contract Report for 110353/0001 - March 2017**

Name or company name	Shore & Shore	16/17 Contracted general activity (UDA)	0
Contract type name	PDS Contract	Carry forward general activity (UDA)	0
Purpose of contract	Orthodontic	16/17 Contracted orthodontic activity (UOA)	8,811
Contract start date	01/04/2006	Carry forward orthodontic activity (UOA)	-38
Contract end date	31/03/2018	Baseline contract value	£585,267.63

ACCESS	Contract	England and Wales
24 month ratio of assessments to patient IDs	1.02	1.09

**ACTIVITY**


Month	Adjusted Scheduled Activity (UOA)	
	2016	2017
April	940	1,228
May	2,164	2,385
June	2,656	2,987
July	3,701	3,687
August	4,300	4,563
September	4,960	5,375
October	5,830	6,205
November	6,423	6,913
December	7,560	7,640
January	7,941	8,362
February	8,673	8,874
March	8,932	8,995
April	8,933	
May	8,933	
June	8,933	

QUALITY	Contract Quantity	Contract Base Number	Contract *	Region	England
% of all assessments that were assess and fit appliances (rolling 12 month period)	418	677	61.7%	55.8%	56.6%
% of all assessments that were assess and refuse (rolling 12 month period)	187	677	27.6%	11.1%	11.8%
% of all assessments that were assess and review (rolling 12 month period)	72	677	10.6%	33.1%	31.6%
% of terminated courses where treatment was abandoned or discontinued (rolling 12 month period)	11	390	2.8%	8.6%	7.7%
% of completed treatments indicating that PAR score was taken (year to date)	54	379	14.2%	57.9%	58.4%
Rate of removable appliances per 100 fixed appliances - proposed treatment (rolling 12 month period)	5	823	0.61	7.01	5.64
Rate of removable appliances per 100 fixed appliances - completed treatment (rolling 12 month period)	25	730	3.42	6.51	4.81
% of courses of treatment with removable appliances only - proposed treatment (rolling 12 month period)	4	418	1.0%	2.5%	2.0%
% of courses of treatment with removable appliances only - completed treatment (rolling 12 month period)	3	379	0.8%	1.6%	1.5%
% of patients satisfied with the treatment they have received (rolling 12 month period)	9	10	90.0%	95.3%	96.0%

\* Figures in italics indicate that the base number is less than 100.

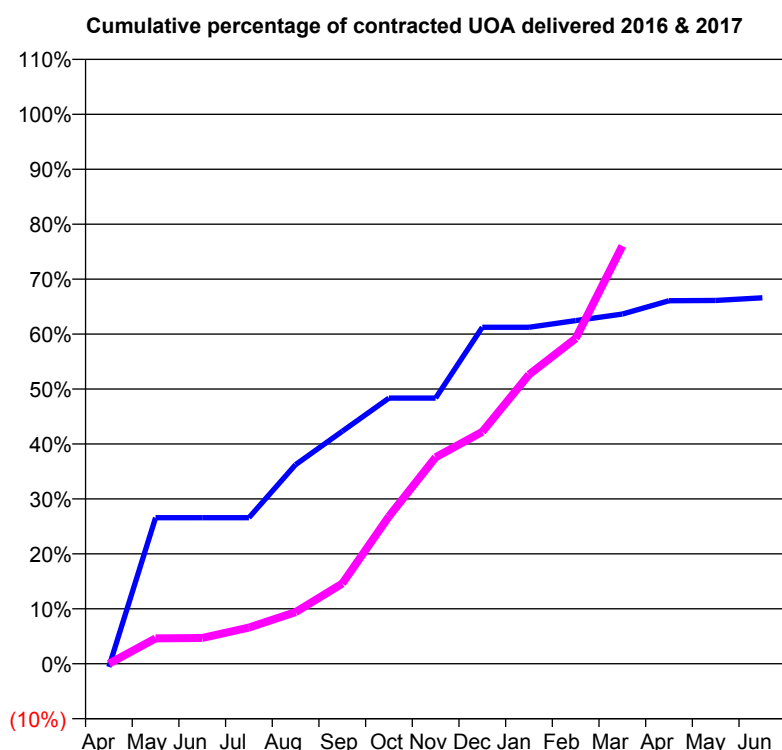
**Q54 - Vital Signs Orthodontic At a Glance Contract Report for 111287/0001 - March 2017**

Name or company name	Black Country Orthodontics Ltd
Contract type name	PDS Contract
Purpose of contract	Orthodontic
Contract start date	01/01/2015
Contract end date	31/03/2018

16/17 Contracted general activity (UDA)	0
Carry forward general activity (UDA)	0
16/17 Contracted orthodontic activity (UOA)	4,533
Carry forward orthodontic activity (UOA)	0
Baseline contract value	£282,062.63

**ACCESS**

	Contract	England and Wales
24 month ratio of assessments to patient IDs	1.00	1.09

**ACTIVITY**


Month	Adjusted Scheduled Activity (UOA)	
	2016	2017
April	-21	0
May	926	210
June	926	213
July	926	299
August	1,262	426
September	1,474	662
October	1,684	1,216
November	1,684	1,703
December	2,133	1,914
January	2,133	2,385
February	2,175	2,683
March	2,217	3,447
April	2,301	
May	2,303	
June	2,320	

**QUALITY**

	Contract Quantity	Contract Base Number	Contract *	Region	England
% of all assessments that were assess and fit appliances (rolling 12 month period)	171	219	78.1%	55.8%	56.6%
% of all assessments that were assess and refuse (rolling 12 month period)	8	219	3.7%	11.1%	11.8%
% of all assessments that were assess and review (rolling 12 month period)	40	219	18.3%	33.1%	31.6%
% of terminated courses where treatment was abandoned or discontinued (rolling 12 month period)	4	87	4.6%	8.6%	7.7%
% of completed treatments indicating that PAR score was taken (year to date)	0	83	0.0%	57.9%	58.4%
Rate of removable appliances per 100 fixed appliances - proposed treatment (rolling 12 month period)	4	324	1.23	7.01	5.64
Rate of removable appliances per 100 fixed appliances - completed treatment (rolling 12 month period)	2	128	1.56	6.51	4.81
% of courses of treatment with removable appliances only - proposed treatment (rolling 12 month period)	0	171	0.0%	2.5%	2.0%
% of courses of treatment with removable appliances only - completed treatment (rolling 12 month period)	0	83	0.0%	1.6%	1.5%
% of patients satisfied with the treatment they have received (rolling 12 month period)	8	8	100.0%	95.3%	96.0%

\* Figures in italics indicate that the base number is less than 100.

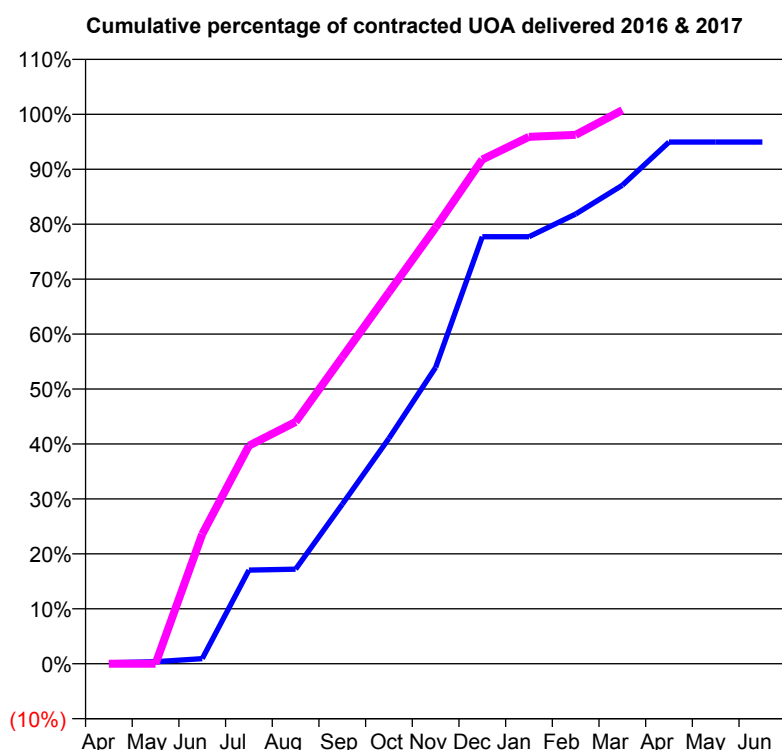
**Q54 - Vital Signs Orthodontic At a Glance Contract Report for 122068/0001 - March 2017**

Name or company name	Jandu, Bhambra and Payne
Contract type name	GDS Contract
Purpose of contract	General and Orthodontic
Contract start date	01/04/2014
Contract end date	

16/17 Contracted general activity (UDA)	1,413
Carry forward general activity (UDA)	0
16/17 Contracted orthodontic activity (UOA)	534
Carry forward orthodontic activity (UOA)	0
Baseline contract value	£70,446.89

**ACCESS**

	Contract	England and Wales
24 month ratio of assessments to patient IDs	1.04	1.09

**ACTIVITY**


Month	Adjusted Scheduled Activity (UOA)	
	2016	2017
April	1	0
May	2	0
June	5	126
July	91	212
August	92	235
September	155	298
October	219	361
November	288	424
December	415	490
January	415	512
February	437	514
March	465	538
April	507	
May	507	
June	507	

**QUALITY**

	Contract Quantity	Contract Base Number	Contract *	Region	England
% of all assessments that were assess and fit appliances (rolling 12 month period)	27	45	60.0%	55.8%	56.6%
% of all assessments that were assess and refuse (rolling 12 month period)	4	45	8.9%	11.1%	11.8%
% of all assessments that were assess and review (rolling 12 month period)	14	45	31.1%	33.1%	31.6%
% of terminated courses where treatment was abandoned or discontinued (rolling 12 month period)	0	14	0.0%	8.6%	7.7%
% of completed treatments indicating that PAR score was taken (year to date)	11	14	78.6%	57.9%	58.4%
Rate of removable appliances per 100 fixed appliances - proposed treatment (rolling 12 month period)	8	54	14.81	7.01	5.64
Rate of removable appliances per 100 fixed appliances - completed treatment (rolling 12 month period)	2	19	10.53	6.51	4.81
% of courses of treatment with removable appliances only - proposed treatment (rolling 12 month period)	0	27	0.0%	2.5%	2.0%
% of courses of treatment with removable appliances only - completed treatment (rolling 12 month period)	1	14	7.1%	1.6%	1.5%
% of patients satisfied with the treatment they have received (rolling 12 month period)	2	3	66.7%	95.3%	96.0%

\* Figures in italics indicate that the base number is less than 100.

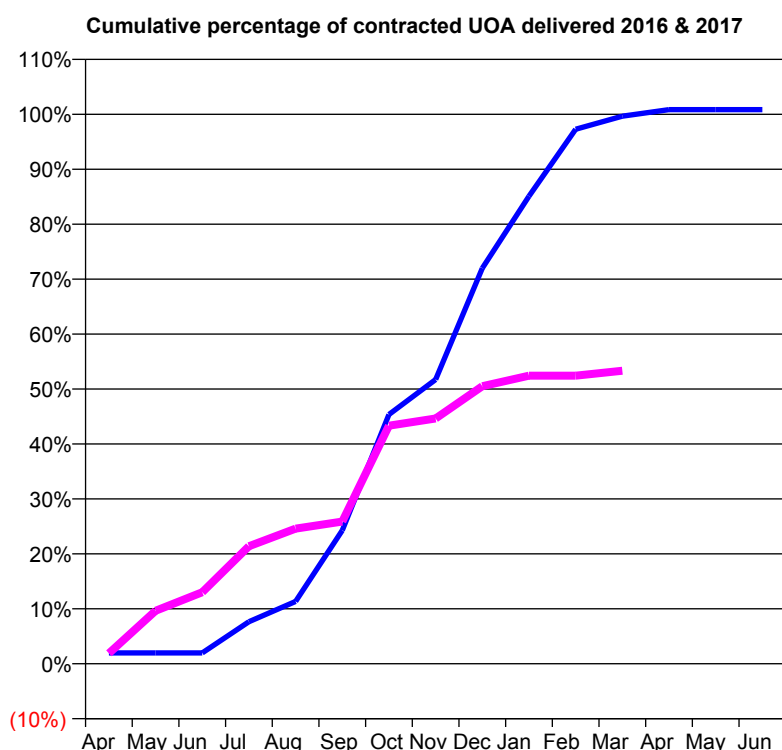
**Q54 - Vital Signs Orthodontic At a Glance Contract Report for 125008/0001 - March 2017**

Name or company name	Briars Dental Practice
Contract type name	GDS Contract
Purpose of contract	General and Orthodontic
Contract start date	01/04/2006
Contract end date	

16/17 Contracted general activity (UDA)	18,492
Carry forward general activity (UDA)	475
16/17 Contracted orthodontic activity (UOA)	3,273
Carry forward orthodontic activity (UOA)	-15
Baseline contract value	£626,697.63

**ACCESS**

	Contract	England and Wales
24 month ratio of assessments to patient IDs	1.07	1.09

**ACTIVITY**


Month	Adjusted Scheduled Activity (UOA)	
	2016	2017
April	35	62
May	35	316
June	35	426
July	135	700
August	200	805
September	428	847
October	800	1,418
November	912	1,461
December	1,269	1,653
January	1,500	1,716
February	1,715	1,716
March	1,757	1,745
April	1,778	
May	1,778	
June	1,778	

**QUALITY**

	Contract Quantity	Contract Base Number	Contract *	Region	England
% of all assessments that were assess and fit appliances (rolling 12 month period)	81	127	63.8%	55.8%	56.6%
% of all assessments that were assess and refuse (rolling 12 month period)	15	127	11.8%	11.1%	11.8%
% of all assessments that were assess and review (rolling 12 month period)	31	127	24.4%	33.1%	31.6%
% of terminated courses where treatment was abandoned or discontinued (rolling 12 month period)	15	36	41.7%	8.6%	7.7%
% of completed treatments indicating that PAR score was taken (year to date)	17	21	81.0%	57.9%	58.4%
Rate of removable appliances per 100 fixed appliances - proposed treatment (rolling 12 month period)	32	77	41.56	7.01	5.64
Rate of removable appliances per 100 fixed appliances - completed treatment (rolling 12 month period)	2	36	5.56	6.51	4.81
% of courses of treatment with removable appliances only - proposed treatment (rolling 12 month period)	32	81	39.5%	2.5%	2.0%
% of courses of treatment with removable appliances only - completed treatment (rolling 12 month period)	0	21	0.0%	1.6%	1.5%
% of patients satisfied with the treatment they have received (rolling 12 month period)	3	3	100.0%	95.3%	96.0%

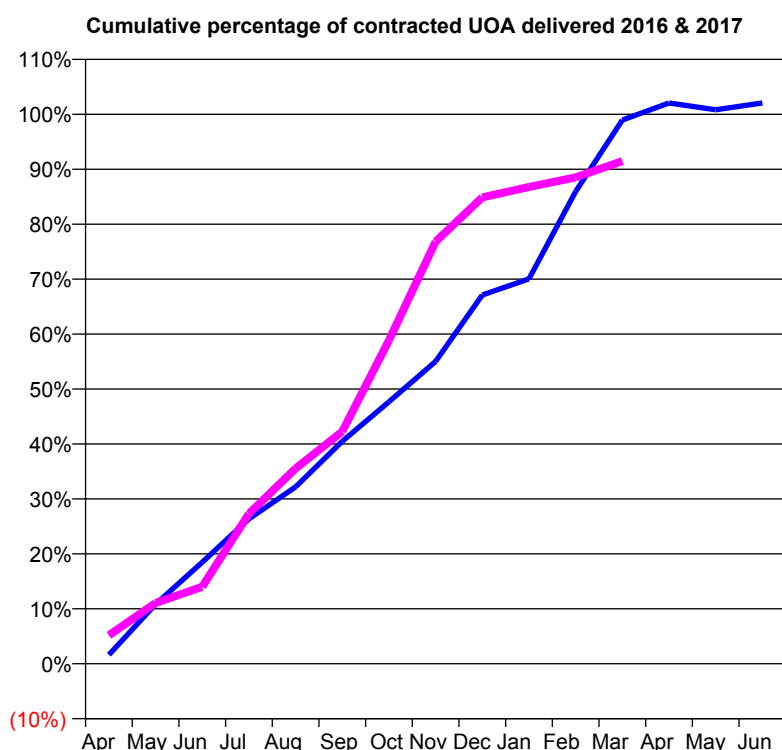
\* Figures in italics indicate that the base number is less than 100.

**Q54 - Vital Signs Orthodontic At a Glance Contract Report for 126543/0001 - March 2017**

Name or company name	Amblecote Dental Care
Contract type name	Pilot Contract
Purpose of contract	General and Orthodontic
Contract start date	01/10/2014
Contract end date	

16/17 Contracted general activity (UDA)	21,139
Carry forward general activity (UDA)	0
16/17 Contracted orthodontic activity (UOA)	1,699
Carry forward orthodontic activity (UOA)	22
Baseline contract value	£776,327.83

ACCESS	Contract	England and Wales
24 month ratio of assessments to patient IDs	1.23	1.09

**ACTIVITY**


Month	Adjusted Scheduled Activity (UOA)	
	2016	2017
April	28	88
May	184	188
June	314	238
July	448	464
August	547	604
September	688	718
October	810	1,000
November	935	1,305
December	1,140	1,442
January	1,190	1,474
February	1,460	1,504
March	1,681	1,554
April	1,734	
May	1,713	
June	1,734	

QUALITY	Contract Quantity	Contract Base Number	Contract *	Region	England
% of all assessments that were assess and fit appliances (rolling 12 month period)	72	218	33.0%	55.8%	56.6%
% of all assessments that were assess and refuse (rolling 12 month period)	32	218	14.7%	11.1%	11.8%
% of all assessments that were assess and review (rolling 12 month period)	114	218	52.3%	33.1%	31.6%
% of terminated courses where treatment was abandoned or discontinued (rolling 12 month period)	7	73	9.6%	8.6%	7.7%
% of completed treatments indicating that PAR score was taken (year to date)	0	66	0.0%	57.9%	58.4%
Rate of removable appliances per 100 fixed appliances - proposed treatment (rolling 12 month period)	29	90	32.22	7.01	5.64
Rate of removable appliances per 100 fixed appliances - completed treatment (rolling 12 month period)	0	30	0.00	6.51	4.81
% of courses of treatment with removable appliances only - proposed treatment (rolling 12 month period)	24	72	33.3%	2.5%	2.0%
% of courses of treatment with removable appliances only - completed treatment (rolling 12 month period)	0	66	0.0%	1.6%	1.5%
% of patients satisfied with the treatment they have received (rolling 12 month period)	5	5	100.0%	95.3%	96.0%

\* Figures in italics indicate that the base number is less than 100.

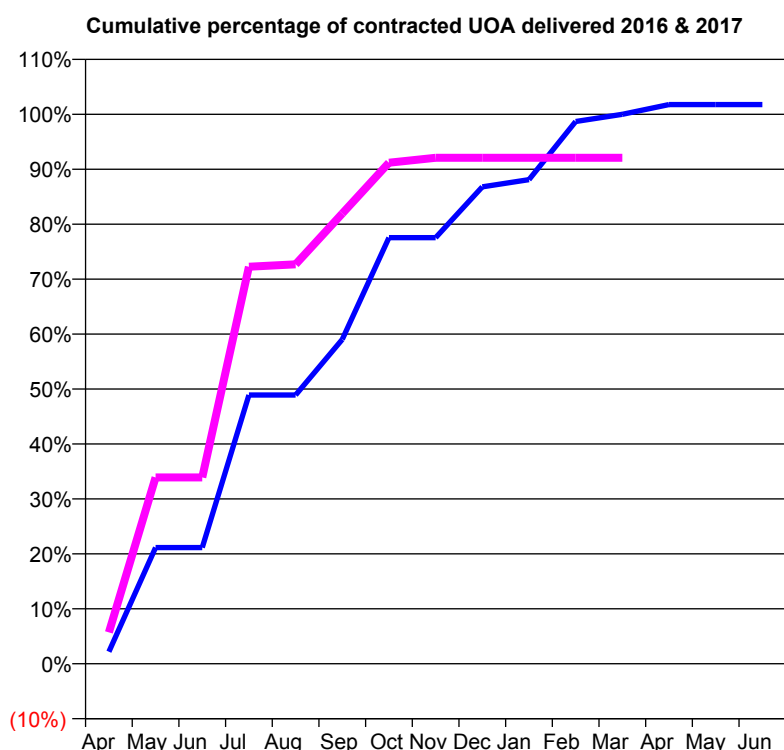
**Q54 - Vital Signs Orthodontic At a Glance Contract Report for 129321/0001 - March 2017**

Name or company name	Smile By Smile Dental
Contract type name	GDS Contract
Purpose of contract	General and Orthodontic
Contract start date	01/08/2011
Contract end date	

16/17 Contracted general activity (UDA)	8,806
Carry forward general activity (UDA)	162
16/17 Contracted orthodontic activity (UOA)	227
Carry forward orthodontic activity (UOA)	-4
Baseline contract value	£214,484.33

**ACCESS**

	Contract	England and Wales
24 month ratio of assessments to patient IDs	1.14	1.09

**ACTIVITY**


Month	Adjusted Scheduled Activity (UOA)	
	2016	2017
April	5	13
May	48	77
June	48	77
July	111	164
August	111	165
September	134	186
October	176	207
November	176	209
December	197	209
January	200	209
February	224	209
March	227	209
April	231	
May	231	
June	231	

**QUALITY**

	Contract Quantity	Contract Base Number	Contract *	Region	England
% of all assessments that were assess and fit appliances (rolling 12 month period)	10	26	38.5%	55.8%	56.6%
% of all assessments that were assess and refuse (rolling 12 month period)	2	26	7.7%	11.1%	11.8%
% of all assessments that were assess and review (rolling 12 month period)	14	26	53.8%	33.1%	31.6%
% of terminated courses where treatment was abandoned or discontinued (rolling 12 month period)	1	17	5.9%	8.6%	7.7%
% of completed treatments indicating that PAR score was taken (year to date)	2	16	12.5%	57.9%	58.4%
Rate of removable appliances per 100 fixed appliances - proposed treatment (rolling 12 month period)	4	18	22.22	7.01	5.64
Rate of removable appliances per 100 fixed appliances - completed treatment (rolling 12 month period)	3	30	10.00	6.51	4.81
% of courses of treatment with removable appliances only - proposed treatment (rolling 12 month period)	1	10	10.0%	2.5%	2.0%
% of courses of treatment with removable appliances only - completed treatment (rolling 12 month period)	1	16	6.3%	1.6%	1.5%
% of patients satisfied with the treatment they have received (rolling 12 month period)	1	1	100.0%	95.3%	96.0%

\* Figures in italics indicate that the base number is less than 100.

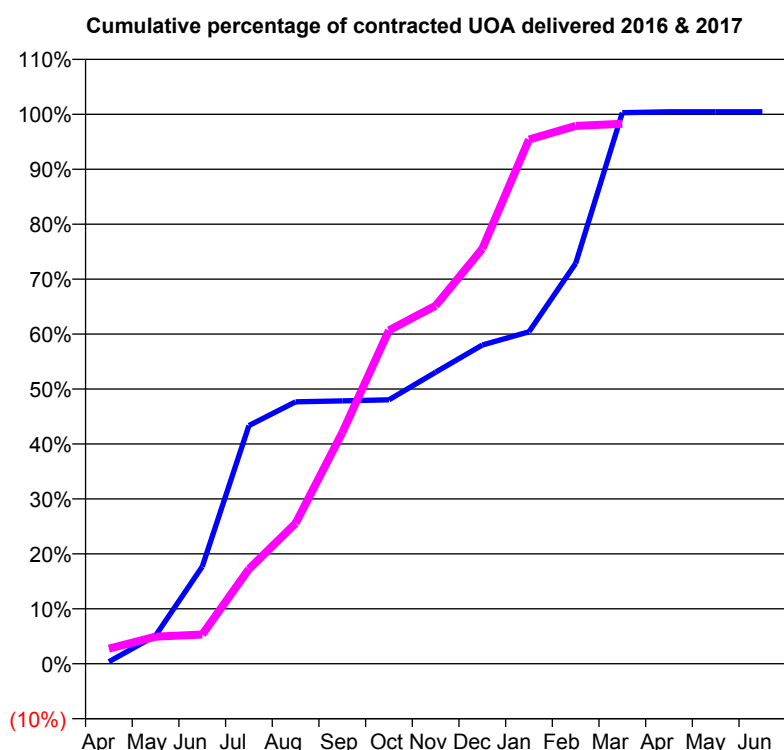
**Q54 - Vital Signs Orthodontic At a Glance Contract Report for 131342/0001 - March 2017**

Name or company name	Camila Pema Dhaya & Jatinder Kaur
Contract type name	GDS Contract
Purpose of contract	General and Orthodontic
Contract start date	01/04/2010
Contract end date	

16/17 Contracted general activity (UDA)	44,254
Carry forward general activity (UDA)	60
16/17 Contracted orthodontic activity (UOA)	1,091
Carry forward orthodontic activity (UOA)	-5
Baseline contract value	£1,314,627.69

**ACCESS**

	Contract	England and Wales
24 month ratio of assessments to patient IDs	1.03	1.09

**ACTIVITY**


Month	Adjusted Scheduled Activity (UOA)	
	2016	2017
April	4	30
May	56	54
June	193	58
July	473	188
August	520	279
September	522	459
October	524	662
November	579	711
December	633	824
January	659	1,041
February	795	1,068
March	1,094	1,072
April	1,096	
May	1,096	
June	1,096	

**QUALITY**

	Contract Quantity	Contract Base Number	Contract *	Region	England
% of all assessments that were assess and fit appliances (rolling 12 month period)	47	117	40.2%	55.8%	56.6%
% of all assessments that were assess and refuse (rolling 12 month period)	11	117	9.4%	11.1%	11.8%
% of all assessments that were assess and review (rolling 12 month period)	59	117	50.4%	33.1%	31.6%
% of terminated courses where treatment was abandoned or discontinued (rolling 12 month period)	3	10	30.0%	8.6%	7.7%
% of completed treatments indicating that PAR score was taken (year to date)	2	7	28.6%	57.9%	58.4%
Rate of removable appliances per 100 fixed appliances - proposed treatment (rolling 12 month period)	0	4	0.00	7.01	5.64
Rate of removable appliances per 100 fixed appliances - completed treatment (rolling 12 month period)	0	9	0.00	6.51	4.81
% of courses of treatment with removable appliances only - proposed treatment (rolling 12 month period)	0	47	0.0%	2.5%	2.0%
% of courses of treatment with removable appliances only - completed treatment (rolling 12 month period)	0	7	0.0%	1.6%	1.5%
% of patients satisfied with the treatment they have received (rolling 12 month period)	2	2	100.0%	95.3%	96.0%

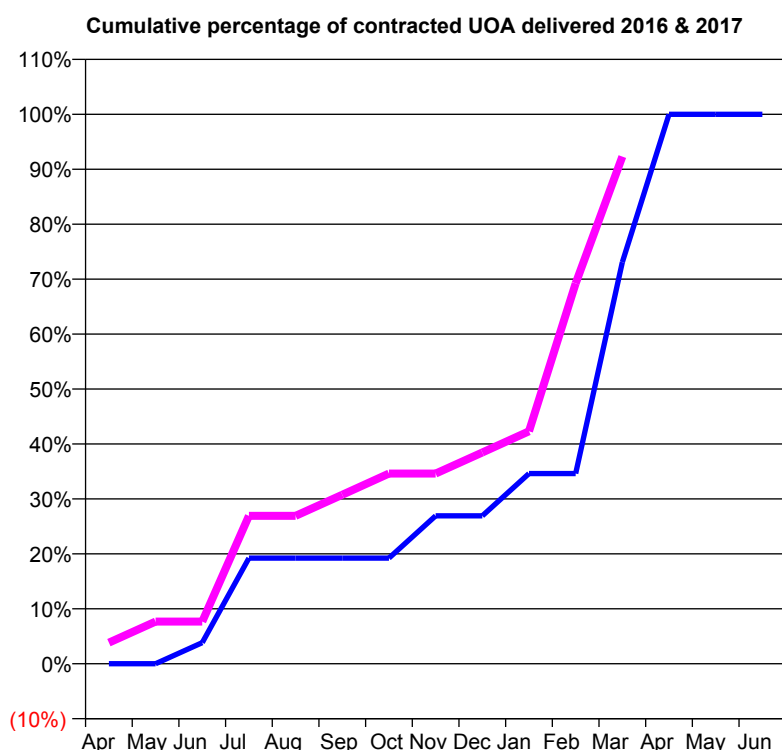
\* Figures in italics indicate that the base number is less than 100.

**Q54 - Vital Signs Orthodontic At a Glance Contract Report for 138657/0001 - March 2017**

Name or company name	Coalway Road Dental Practice
Contract type name	GDS Contract
Purpose of contract	General and Orthodontic
Contract start date	01/06/2011
Contract end date	

16/17 Contracted general activity (UDA)	15,000
Carry forward general activity (UDA)	-87
16/17 Contracted orthodontic activity (UOA)	546
Carry forward orthodontic activity (UOA)	0
Baseline contract value	£317,492.57

ACCESS	Contract	England and Wales
24 month ratio of assessments to patient IDs	1.00	1.09

**ACTIVITY**


Month	Adjusted Scheduled Activity (UOA)	
	2016	2017
April	0	21
May	0	42
June	21	42
July	105	147
August	105	147
September	105	168
October	105	189
November	147	189
December	147	210
January	189	231
February	189	378
March	399	504
April	546	
May	546	
June	546	

**QUALITY**

	Contract Quantity	Contract Base Number	Contract *	Region	England
% of all assessments that were assess and fit appliances (rolling 12 month period)	31	31	100.0%	55.8%	56.6%
% of all assessments that were assess and refuse (rolling 12 month period)	0	31	0.0%	11.1%	11.8%
% of all assessments that were assess and review (rolling 12 month period)	0	31	0.0%	33.1%	31.6%
% of terminated courses where treatment was abandoned or discontinued (rolling 12 month period)	7	25	28.0%	8.6%	7.7%
% of completed treatments indicating that PAR score was taken (year to date)	18	18	100.0%	57.9%	58.4%
Rate of removable appliances per 100 fixed appliances - proposed treatment (rolling 12 month period)	12	25	48.00	7.01	5.64
Rate of removable appliances per 100 fixed appliances - completed treatment (rolling 12 month period)	2	33	6.06	6.51	4.81
% of courses of treatment with removable appliances only - proposed treatment (rolling 12 month period)	12	31	38.7%	2.5%	2.0%
% of courses of treatment with removable appliances only - completed treatment (rolling 12 month period)	0	18	0.0%	1.6%	1.5%
% of patients satisfied with the treatment they have received (rolling 12 month period)	2	2	100.0%	95.3%	96.0%

\* Figures in italics indicate that the base number is less than 100.



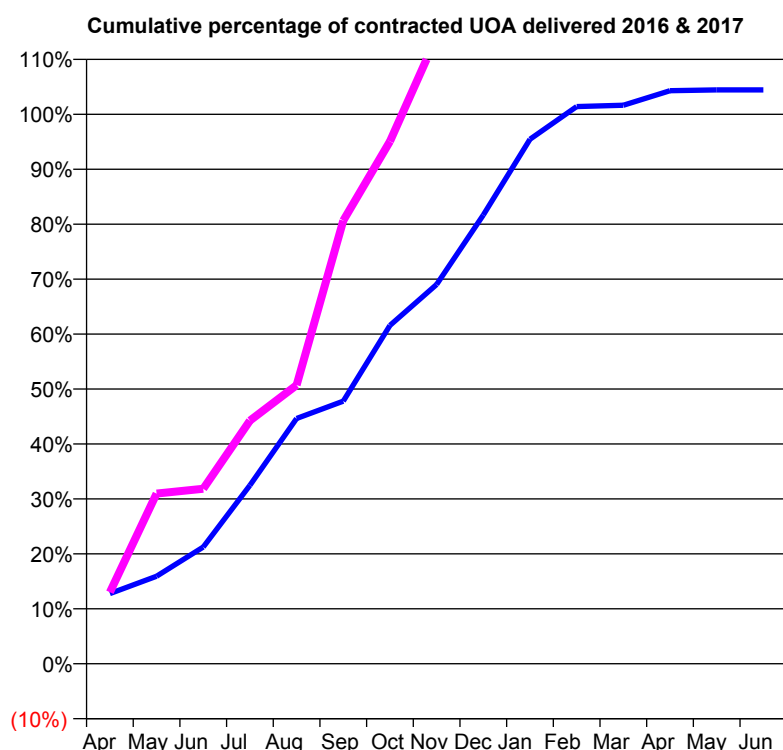
**Q54 - Vital Signs Orthodontic At a Glance Contract Report for 140260/0001 - March 2017**

Name or company name	Thornley & Thornley
Contract type name	GDS Contract
Purpose of contract	General and Orthodontic
Contract start date	01/04/2006
Contract end date	

16/17 Contracted general activity (UDA)	3,132
Carry forward general activity (UDA)	-63
16/17 Contracted orthodontic activity (UOA)	791
Carry forward orthodontic activity (UOA)	-16
Baseline contract value	£134,417.05

**ACCESS**

	Contract	England and Wales
24 month ratio of assessments to patient IDs	1.11	1.09

**ACTIVITY**


Month	Adjusted Scheduled Activity (UOA)	
	2016	2017
April	101	103
May	126	245
June	168	252
July	257	350
August	353	401
September	378	638
October	487	752
November	546	902
December	646	916
January	755	927
February	802	946
March	804	948
April	825	
May	826	
June	826	

**QUALITY**

	Contract Quantity	Contract Base Number	Contract *	Region	England
% of all assessments that were assess and fit appliances (rolling 12 month period)	41	189	21.7%	55.8%	56.6%
% of all assessments that were assess and refuse (rolling 12 month period)	22	189	11.6%	11.1%	11.8%
% of all assessments that were assess and review (rolling 12 month period)	126	189	66.7%	33.1%	31.6%
% of terminated courses where treatment was abandoned or discontinued (rolling 12 month period)	15	69	21.7%	8.6%	7.7%
% of completed treatments indicating that PAR score was taken (year to date)	47	54	87.0%	57.9%	58.4%
Rate of removable appliances per 100 fixed appliances - proposed treatment (rolling 12 month period)	5	71	7.04	7.01	5.64
Rate of removable appliances per 100 fixed appliances - completed treatment (rolling 12 month period)	8	99	8.08	6.51	4.81
% of courses of treatment with removable appliances only - proposed treatment (rolling 12 month period)	3	41	7.3%	2.5%	2.0%
% of courses of treatment with removable appliances only - completed treatment (rolling 12 month period)	3	54	5.6%	1.6%	1.5%
% of patients satisfied with the treatment they have received (rolling 12 month period)	1	1	100.0%	95.3%	96.0%

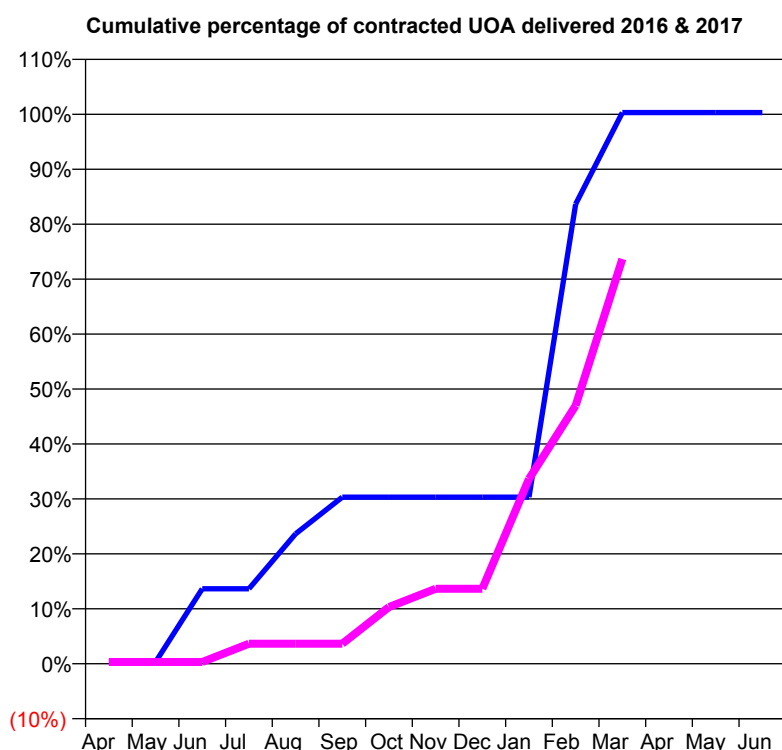
\* Figures in italics indicate that the base number is less than 100.

**Q54 - Vital Signs Orthodontic At a Glance Contract Report for 142131/0004 - March 2017**

Name or company name	New Road Dental Practice
Contract type name	PDS Contract
Purpose of contract	Orthodontic
Contract start date	13/06/2011
Contract end date	31/03/2018

16/17 Contracted general activity (UDA)	0
Carry forward general activity (UDA)	0
16/17 Contracted orthodontic activity (UOA)	630
Carry forward orthodontic activity (UOA)	-2
Baseline contract value	£29,983.99

ACCESS	Contract	England and Wales
24 month ratio of assessments to patient IDs	1.00	1.09

**ACTIVITY**


Month	Adjusted Scheduled Activity (UOA)	
	2016	2017
April	2	2
May	2	2
June	86	2
July	86	23
August	149	23
September	191	23
October	191	65
November	191	86
December	191	86
January	191	212
February	527	296
March	632	464
April	632	
May	632	
June	632	

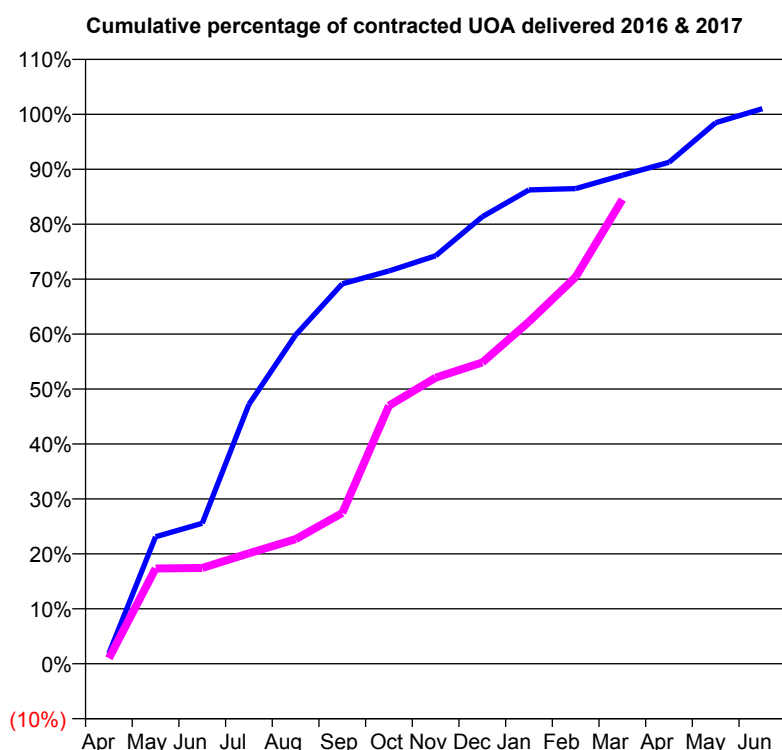
QUALITY	Contract Quantity	Contract Base Number	Contract *	Region	England
% of all assessments that were assess and fit appliances (rolling 12 month period)	22	22	100.0%	55.8%	56.6%
% of all assessments that were assess and refuse (rolling 12 month period)	0	22	0.0%	11.1%	11.8%
% of all assessments that were assess and review (rolling 12 month period)	0	22	0.0%	33.1%	31.6%
% of terminated courses where treatment was abandoned or discontinued (rolling 12 month period)	17	36	47.2%	8.6%	7.7%
% of completed treatments indicating that PAR score was taken (year to date)	19	19	100.0%	57.9%	58.4%
Rate of removable appliances per 100 fixed appliances - proposed treatment (rolling 12 month period)	6	23	26.09	7.01	5.64
Rate of removable appliances per 100 fixed appliances - completed treatment (rolling 12 month period)	2	38	5.26	6.51	4.81
% of courses of treatment with removable appliances only - proposed treatment (rolling 12 month period)	6	22	27.3%	2.5%	2.0%
% of courses of treatment with removable appliances only - completed treatment (rolling 12 month period)	0	19	0.0%	1.6%	1.5%
% of patients satisfied with the treatment they have received (rolling 12 month period)	0	0	N/A	95.3%	96.0%

\* Figures in italics indicate that the base number is less than 100.

**Q54 - Vital Signs Orthodontic At a Glance Contract Report for 148733/0001 - March 2017**

Name or company name	Morgan Dental	16/17 Contracted general activity (UDA)	773
Contract type name	GDS Contract	Carry forward general activity (UDA)	30
Purpose of contract	General and Orthodontic	16/17 Contracted orthodontic activity (UOA)	900
Contract start date	01/10/2013	Carry forward orthodontic activity (UOA)	-9
Contract end date		Baseline contract value	£78,410.32

ACCESS	Contract	England and Wales
24 month ratio of assessments to patient IDs	1.04	1.09

**ACTIVITY**


Month	Adjusted Scheduled Activity (UOA)	
	2016	2017
April	17	9
May	208	156
June	230	157
July	425	181
August	538	204
September	622	247
October	643	423
November	668	469
December	732	493
January	776	560
February	778	633
March	800	760
April	821	
May	886	
June	909	

QUALITY	Contract Quantity	Contract Base Number	Contract *	Region	England
% of all assessments that were assess and fit appliances (rolling 12 month period)	39	79	49.4%	55.8%	56.6%
% of all assessments that were assess and refuse (rolling 12 month period)	5	79	6.3%	11.1%	11.8%
% of all assessments that were assess and review (rolling 12 month period)	35	79	44.3%	33.1%	31.6%
% of terminated courses where treatment was abandoned or discontinued (rolling 12 month period)	1	6	16.7%	8.6%	7.7%
% of completed treatments indicating that PAR score was taken (year to date)	4	5	80.0%	57.9%	58.4%
Rate of removable appliances per 100 fixed appliances - proposed treatment (rolling 12 month period)	9	71	12.68	7.01	5.64
Rate of removable appliances per 100 fixed appliances - completed treatment (rolling 12 month period)	1	8	12.50	6.51	4.81
% of courses of treatment with removable appliances only - proposed treatment (rolling 12 month period)	1	39	2.6%	2.5%	2.0%
% of courses of treatment with removable appliances only - completed treatment (rolling 12 month period)	0	5	0.0%	1.6%	1.5%
% of patients satisfied with the treatment they have received (rolling 12 month period)	0	0	N/A	95.3%	96.0%

\* Figures in italics indicate that the base number is less than 100.

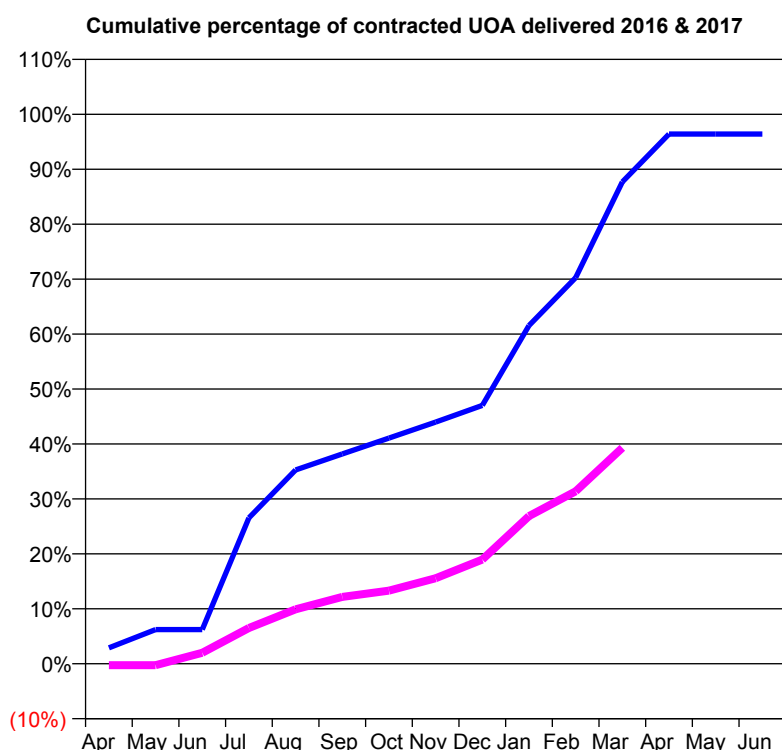
**Q54 - Vital Signs Orthodontic At a Glance Contract Report for 150665/0001 - March 2017**

Name or company name	Shaw & Jandu Dental Practice
Contract type name	GDS Contract
Purpose of contract	General and Orthodontic
Contract start date	01/04/2009
Contract end date	

16/17 Contracted general activity (UDA)	10,110
Carry forward general activity (UDA)	327
16/17 Contracted orthodontic activity (UOA)	1,857
Carry forward orthodontic activity (UOA)	26
Baseline contract value	£258,317.09

**ACCESS**

	Contract	England and Wales
24 month ratio of assessments to patient IDs	1.03	1.09

**ACTIVITY**


Month	Adjusted Scheduled Activity (UOA)	
	2016	2017
April	21	-5
May	45	-5
June	45	37
July	192	121
August	255	184
September	276	226
October	297	247
November	318	289
December	340	352
January	445	499
February	508	583
March	634	730
April	697	
May	697	
June	697	

**QUALITY**

	Contract Quantity	Contract Base Number	Contract *	Region	England
% of all assessments that were assess and fit appliances (rolling 12 month period)	39	39	100.0%	55.8%	56.6%
% of all assessments that were assess and refuse (rolling 12 month period)	0	39	0.0%	11.1%	11.8%
% of all assessments that were assess and review (rolling 12 month period)	0	39	0.0%	33.1%	31.6%
% of terminated courses where treatment was abandoned or discontinued (rolling 12 month period)	1	6	16.7%	8.6%	7.7%
% of completed treatments indicating that PAR score was taken (year to date)	1	5	20.0%	57.9%	58.4%
Rate of removable appliances per 100 fixed appliances - proposed treatment (rolling 12 month period)	9	40	22.50	7.01	5.64
Rate of removable appliances per 100 fixed appliances - completed treatment (rolling 12 month period)	1	4	25.00	6.51	4.81
% of courses of treatment with removable appliances only - proposed treatment (rolling 12 month period)	7	39	17.9%	2.5%	2.0%
% of courses of treatment with removable appliances only - completed treatment (rolling 12 month period)	1	5	20.0%	1.6%	1.5%
% of patients satisfied with the treatment they have received (rolling 12 month period)	1	1	100.0%	95.3%	96.0%

\* Figures in italics indicate that the base number is less than 100.

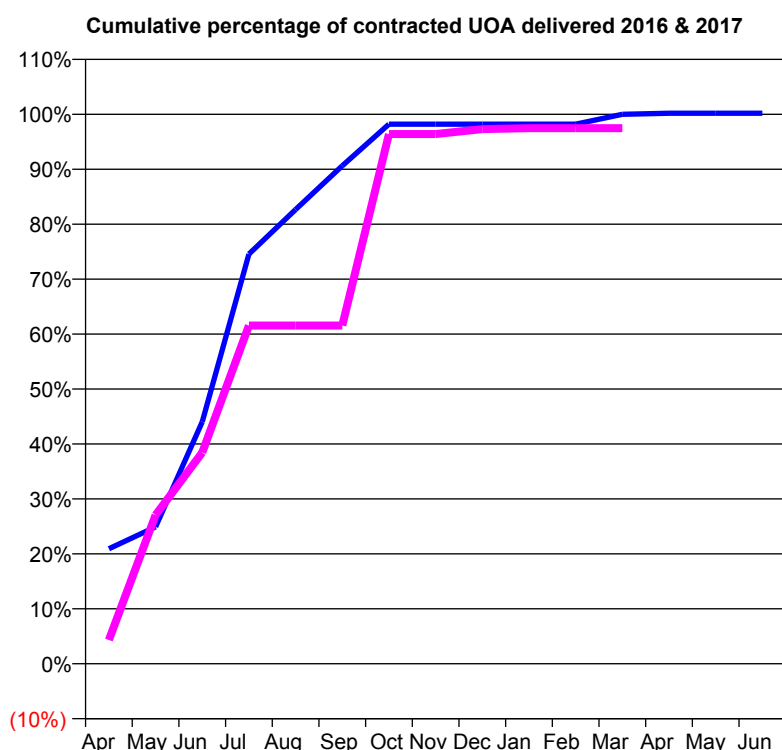
**Q54 - Vital Signs Orthodontic At a Glance Contract Report for 155861/0001 - March 2017**

Name or company name	Bilston Dental Surgery
Contract type name	GDS Contract
Purpose of contract	General and Orthodontic
Contract start date	25/02/2011
Contract end date	

16/17 Contracted general activity (UDA)	16,221
Carry forward general activity (UDA)	-31
16/17 Contracted orthodontic activity (UOA)	554
Carry forward orthodontic activity (UOA)	-1
Baseline contract value	£379,148.03

**ACCESS**

	Contract	England and Wales
24 month ratio of assessments to patient IDs	1.02	1.09

**ACTIVITY**


Month	Adjusted Scheduled Activity (UOA)	
	2016	2017
April	116	24
May	138	150
June	244	213
July	413	341
August	458	341
September	502	341
October	544	534
November	544	534
December	544	539
January	544	540
February	544	540
March	554	540
April	555	
May	555	
June	555	

**QUALITY**

	Contract Quantity	Contract Base Number	Contract *	Region	England
% of all assessments that were assess and fit appliances (rolling 12 month period)	25	40	62.5%	55.8%	56.6%
% of all assessments that were assess and refuse (rolling 12 month period)	3	40	7.5%	11.1%	11.8%
% of all assessments that were assess and review (rolling 12 month period)	12	40	30.0%	33.1%	31.6%
% of terminated courses where treatment was abandoned or discontinued (rolling 12 month period)	1	14	7.1%	8.6%	7.7%
% of completed treatments indicating that PAR score was taken (year to date)	13	13	100.0%	57.9%	58.4%
Rate of removable appliances per 100 fixed appliances - proposed treatment (rolling 12 month period)	1	46	2.17	7.01	5.64
Rate of removable appliances per 100 fixed appliances - completed treatment (rolling 12 month period)	1	25	4.00	6.51	4.81
% of courses of treatment with removable appliances only - proposed treatment (rolling 12 month period)	1	25	4.0%	2.5%	2.0%
% of courses of treatment with removable appliances only - completed treatment (rolling 12 month period)	0	13	0.0%	1.6%	1.5%
% of patients satisfied with the treatment they have received (rolling 12 month period)	0	1	0.0%	95.3%	96.0%

\* Figures in italics indicate that the base number is less than 100.

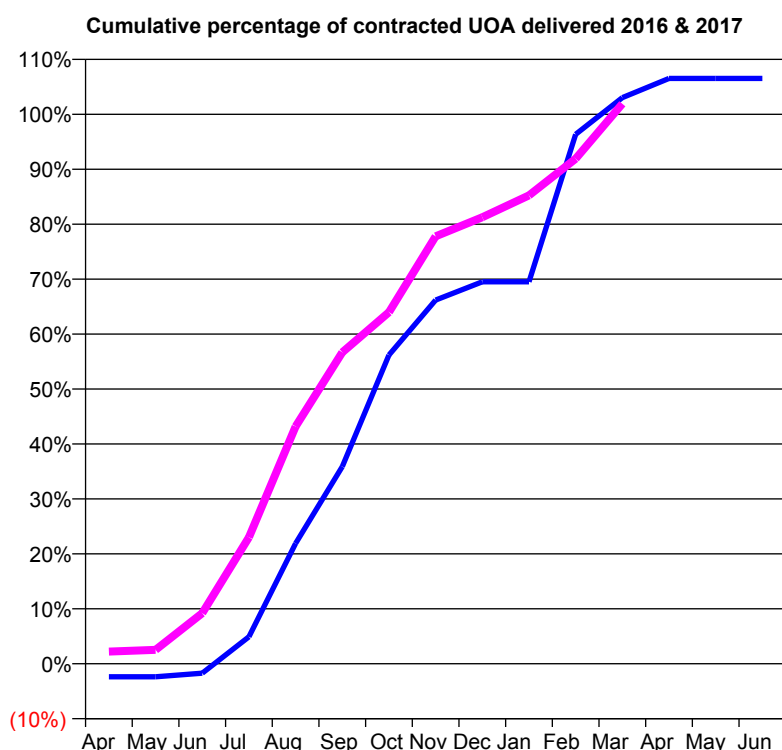
**Q54 - Vital Signs Orthodontic At a Glance Contract Report for 157422/0007 - March 2017**

Name or company name	Priory Dental Practice
Contract type name	PDS Contract
Purpose of contract	Orthodontic
Contract start date	13/06/2011
Contract end date	31/03/2018

16/17 Contracted general activity (UDA)	0
Carry forward general activity (UDA)	0
16/17 Contracted orthodontic activity (UOA)	630
Carry forward orthodontic activity (UOA)	-13
Baseline contract value	£29,983.99

**ACCESS**

	Contract	England and Wales
24 month ratio of assessments to patient IDs	1.03	1.09

**ACTIVITY**


Month	Adjusted Scheduled Activity (UOA)	
	2016	2017
April	-15	14
May	-15	16
June	-11	58
July	31	145
August	138	272
September	226	357
October	354	403
November	417	490
December	438	512
January	438	537
February	607	579
March	649	642
April	671	
May	671	
June	671	

**QUALITY**

	Contract Quantity	Contract Base Number	Contract *	Region	England
% of all assessments that were assess and fit appliances (rolling 12 month period)	30	50	60.0%	55.8%	56.6%
% of all assessments that were assess and refuse (rolling 12 month period)	12	50	24.0%	11.1%	11.8%
% of all assessments that were assess and review (rolling 12 month period)	8	50	16.0%	33.1%	31.6%
% of terminated courses where treatment was abandoned or discontinued (rolling 12 month period)	5	34	14.7%	8.6%	7.7%
% of completed treatments indicating that PAR score was taken (year to date)	3	29	10.3%	57.9%	58.4%
Rate of removable appliances per 100 fixed appliances - proposed treatment (rolling 12 month period)	2	37	5.41	7.01	5.64
Rate of removable appliances per 100 fixed appliances - completed treatment (rolling 12 month period)	0	55	0.00	6.51	4.81
% of courses of treatment with removable appliances only - proposed treatment (rolling 12 month period)	2	30	6.7%	2.5%	2.0%
% of courses of treatment with removable appliances only - completed treatment (rolling 12 month period)	0	29	0.0%	1.6%	1.5%
% of patients satisfied with the treatment they have received (rolling 12 month period)	1	1	100.0%	95.3%	96.0%

\* Figures in italics indicate that the base number is less than 100.

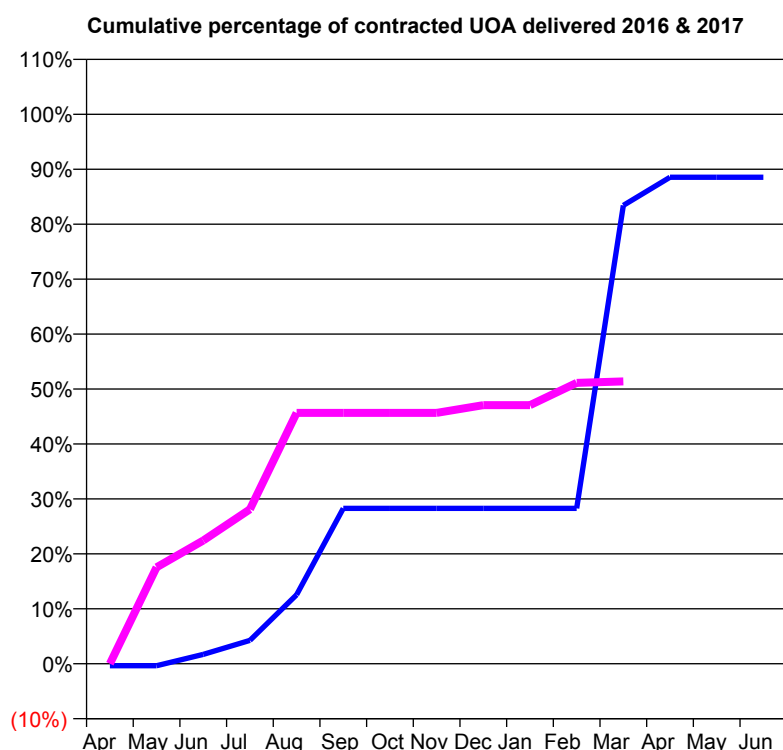
**Q54 - Vital Signs Orthodontic At a Glance Contract Report for 171654/0001 - March 2017**

Name or company name	Kingswinford Health Centre 2
Contract type name	GDS Contract
Purpose of contract	General and Orthodontic
Contract start date	01/09/2014
Contract end date	

16/17 Contracted general activity (UDA)	11,155
Carry forward general activity (UDA)	-179
16/17 Contracted orthodontic activity (UOA)	1,555
Carry forward orthodontic activity (UOA)	0
Baseline contract value	£361,934.65

**ACCESS**

	Contract	England and Wales
24 month ratio of assessments to patient IDs	1.11	1.09

**ACTIVITY**


Month	Adjusted Scheduled Activity (UOA)	
	2016	2017
April	-3	0
May	-3	273
June	14	349
July	35	437
August	103	710
September	232	710
October	232	710
November	232	710
December	232	732
January	232	732
February	232	795
March	684	799
April	726	
May	726	
June	726	

**QUALITY**

	Contract Quantity	Contract Base Number	Contract *	Region	England
% of all assessments that were assess and fit appliances (rolling 12 month period)	44	66	66.7%	55.8%	56.6%
% of all assessments that were assess and refuse (rolling 12 month period)	10	66	15.2%	11.1%	11.8%
% of all assessments that were assess and review (rolling 12 month period)	12	66	18.2%	33.1%	31.6%
% of terminated courses where treatment was abandoned or discontinued (rolling 12 month period)	4	8	50.0%	8.6%	7.7%
% of completed treatments indicating that PAR score was taken (year to date)	4	4	100.0%	57.9%	58.4%
Rate of removable appliances per 100 fixed appliances - proposed treatment (rolling 12 month period)	13	50	26.00	7.01	5.64
Rate of removable appliances per 100 fixed appliances - completed treatment (rolling 12 month period)	0	8	0.00	6.51	4.81
% of courses of treatment with removable appliances only - proposed treatment (rolling 12 month period)	13	44	29.5%	2.5%	2.0%
% of courses of treatment with removable appliances only - completed treatment (rolling 12 month period)	0	4	0.0%	1.6%	1.5%
% of patients satisfied with the treatment they have received (rolling 12 month period)	2	2	100.0%	95.3%	96.0%

\* Figures in italics indicate that the base number is less than 100.

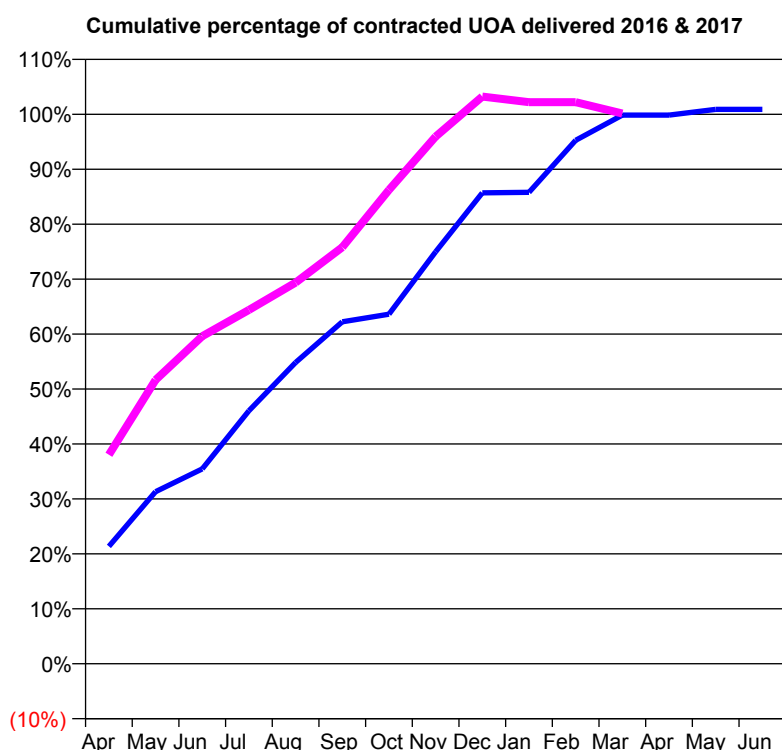
**Q54 - Vital Signs Orthodontic At a Glance Contract Report for 176745/0001 - March 2017**

Name or company name	Dr V Ansari & Dr N kimberlin
Contract type name	GDS Contract
Purpose of contract	General and Orthodontic
Contract start date	01/04/2012
Contract end date	

16/17 Contracted general activity (UDA)	3,216
Carry forward general activity (UDA)	0
16/17 Contracted orthodontic activity (UOA)	2,050
Carry forward orthodontic activity (UOA)	-18
Baseline contract value	£215,264.83

**ACCESS**

	Contract	England and Wales
24 month ratio of assessments to patient IDs	1.05	1.09

**ACTIVITY**


Month	Adjusted Scheduled Activity (UOA)	
	2016	2017
April	438	780
May	642	1,059
June	727	1,222
July	944	1,320
August	1,124	1,422
September	1,276	1,554
October	1,304	1,768
November	1,537	1,967
December	1,757	2,116
January	1,759	2,095
February	1,953	2,095
March	2,047	2,053
April	2,047	
May	2,068	
June	2,068	

**QUALITY**

	Contract Quantity	Contract Base Number	Contract *	Region	England
% of all assessments that were assess and fit appliances (rolling 12 month period)	97	234	41.5%	55.8%	56.6%
% of all assessments that were assess and refuse (rolling 12 month period)	42	234	17.9%	11.1%	11.8%
% of all assessments that were assess and review (rolling 12 month period)	95	234	40.6%	33.1%	31.6%
% of terminated courses where treatment was abandoned or discontinued (rolling 12 month period)	9	76	11.8%	8.6%	7.7%
% of completed treatments indicating that PAR score was taken (year to date)	0	64	0.0%	57.9%	58.4%
Rate of removable appliances per 100 fixed appliances - proposed treatment (rolling 12 month period)	4	189	2.12	7.01	5.64
Rate of removable appliances per 100 fixed appliances - completed treatment (rolling 12 month period)	1	129	0.78	6.51	4.81
% of courses of treatment with removable appliances only - proposed treatment (rolling 12 month period)	2	97	2.1%	2.5%	2.0%
% of courses of treatment with removable appliances only - completed treatment (rolling 12 month period)	1	67	1.5%	1.6%	1.5%
% of patients satisfied with the treatment they have received (rolling 12 month period)	3	3	100.0%	95.3%	96.0%

\* Figures in italics indicate that the base number is less than 100.



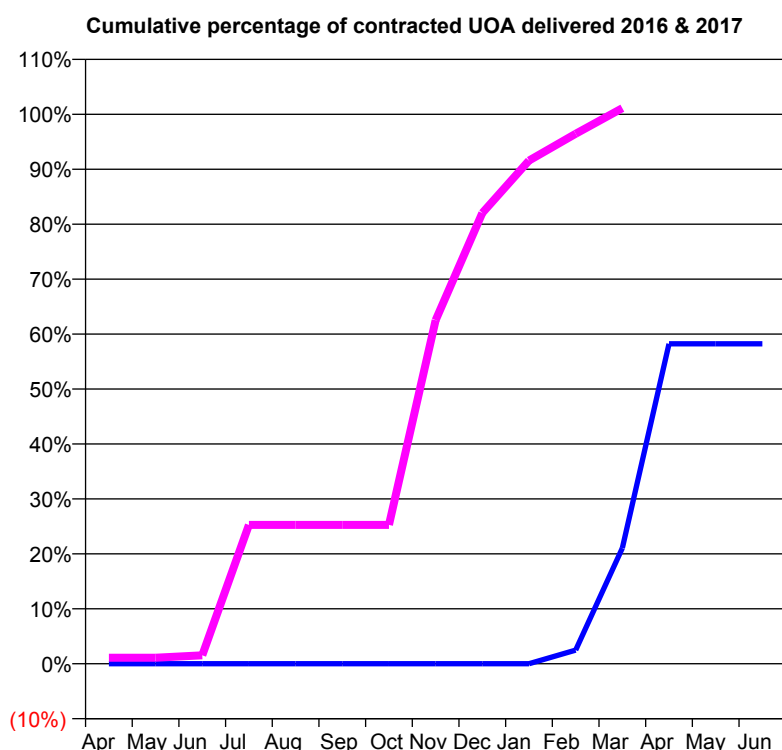
**Q54 - Vital Signs Orthodontic At a Glance Contract Report for 184926/0001 - March 2017**

Name or company name	Mrs Jaspreet Kiran Kaur Pahal
Contract type name	GDS Contract
Purpose of contract	General and Orthodontic
Contract start date	01/01/2016
Contract end date	

16/17 Contracted general activity (UDA)	7,545
Carry forward general activity (UDA)	0
16/17 Contracted orthodontic activity (UOA)	451
Carry forward orthodontic activity (UOA)	-5
Baseline contract value	£204,900.35

**ACCESS**

	Contract	England and Wales
24 month ratio of assessments to patient IDs	1.03	1.09

**ACTIVITY**


Month	Adjusted Scheduled Activity (UOA)	
	2016	2017
April	0	5
May	0	5
June	0	7
July	0	114
August	0	114
September	0	114
October	0	114
November	0	282
December	0	370
January	0	413
February	3	435
March	24	456
April	66	
May	66	
June	66	

**QUALITY**

	Contract Quantity	Contract Base Number	Contract *	Region	England
% of all assessments that were assess and fit appliances (rolling 12 month period)	23	33	69.7%	55.8%	56.6%
% of all assessments that were assess and refuse (rolling 12 month period)	2	33	6.1%	11.1%	11.8%
% of all assessments that were assess and review (rolling 12 month period)	8	33	24.2%	33.1%	31.6%
% of terminated courses where treatment was abandoned or discontinued (rolling 12 month period)	0	5	0.0%	8.6%	7.7%
% of completed treatments indicating that PAR score was taken (year to date)	0	5	0.0%	57.9%	58.4%
Rate of removable appliances per 100 fixed appliances - proposed treatment (rolling 12 month period)	0	10	0.00	7.01	5.64
Rate of removable appliances per 100 fixed appliances - completed treatment (rolling 12 month period)	0	0	N/A	6.51	4.81
% of courses of treatment with removable appliances only - proposed treatment (rolling 12 month period)	0	23	0.0%	2.5%	2.0%
% of courses of treatment with removable appliances only - completed treatment (rolling 12 month period)	0	5	0.0%	1.6%	1.5%
% of patients satisfied with the treatment they have received (rolling 12 month period)	3	3	100.0%	95.3%	96.0%

\* Figures in italics indicate that the base number is less than 100.

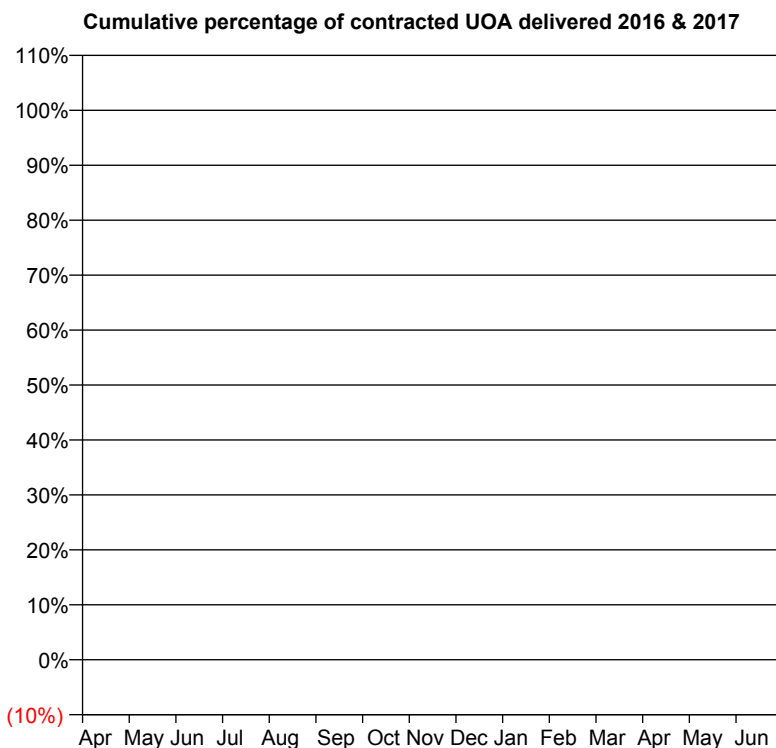
**Q54 - Vital Signs Orthodontic At a Glance Contract Report for 186813/0001 - March 2017**

Name or company name	The Smile Centre(Birmingham) Ltd
Contract type name	GDS Contract
Purpose of contract	General and Orthodontic
Contract start date	28/06/2012
Contract end date	

16/17 Contracted general activity (UDA)	45,908
Carry forward general activity (UDA)	60
16/17 Contracted orthodontic activity (UOA)	0
Carry forward orthodontic activity (UOA)	0
Baseline contract value	£1,140,025.15

**ACCESS**

	Contract	England and Wales
24 month ratio of assessments to patient IDs	1.20	1.09

**ACTIVITY**


Month	Adjusted Scheduled Activity (UOA)	
	2016	2017
April	0	0
May	0	0
June	0	0
July	0	0
August	0	0
September	0	0
October	0	2
November	0	2
December	0	2
January	0	2
February	0	2
March	0	2
April	0	
May	0	
June	0	

**QUALITY**

	Contract Quantity	Contract Base Number	Contract *	Region	England
% of all assessments that were assess and fit appliances (rolling 12 month period)	0	2	0.0%	55.8%	56.6%
% of all assessments that were assess and refuse (rolling 12 month period)	0	2	0.0%	11.1%	11.8%
% of all assessments that were assess and review (rolling 12 month period)	2	2	100.0%	33.1%	31.6%
% of terminated courses where treatment was abandoned or discontinued (rolling 12 month period)	0	0	N/A	8.6%	7.7%
% of completed treatments indicating that PAR score was taken (year to date)	0	0	N/A	57.9%	58.4%
Rate of removable appliances per 100 fixed appliances - proposed treatment (rolling 12 month period)	0	0	N/A	7.01	5.64
Rate of removable appliances per 100 fixed appliances - completed treatment (rolling 12 month period)	0	0	N/A	6.51	4.81
% of courses of treatment with removable appliances only - proposed treatment (rolling 12 month period)	0	0	N/A	2.5%	2.0%
% of courses of treatment with removable appliances only - completed treatment (rolling 12 month period)	0	0	N/A	1.6%	1.5%
% of patients satisfied with the treatment they have received (rolling 12 month period)	0	0	N/A	95.3%	96.0%

\* Figures in italics indicate that the base number is less than 100.

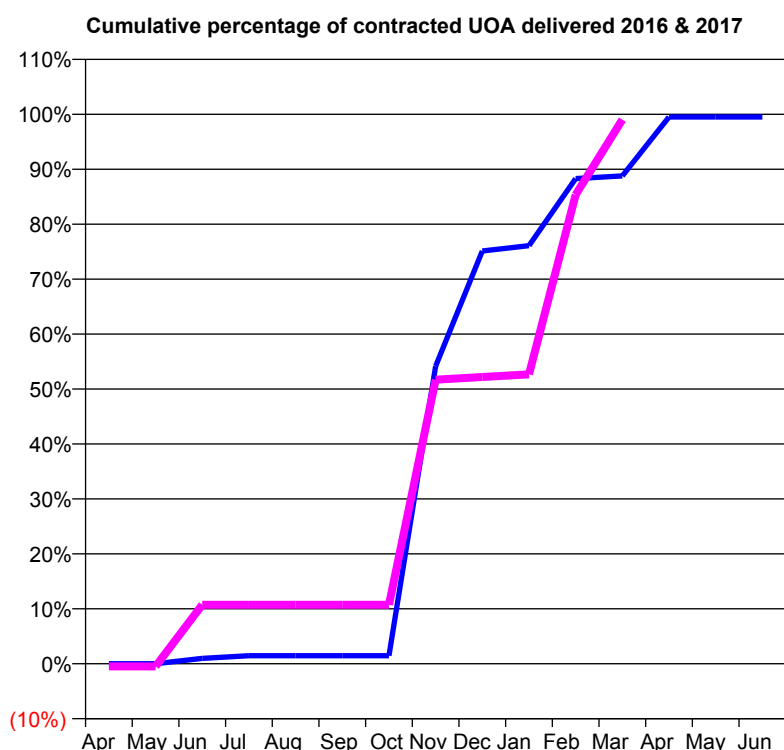
**Q54 - Vital Signs Orthodontic At a Glance Contract Report for 190489/0001 - March 2017**

Name or company name	Titley, Darby, Dehal and Associates
Contract type name	GDS Contract
Purpose of contract	General and Orthodontic
Contract start date	01/11/2011
Contract end date	

16/17 Contracted general activity (UDA)	27,023
Carry forward general activity (UDA)	0
16/17 Contracted orthodontic activity (UOA)	205
Carry forward orthodontic activity (UOA)	1
Baseline contract value	£649,204.09

**ACCESS**

	Contract	England and Wales
24 month ratio of assessments to patient IDs	1.18	1.09

**ACTIVITY**


Month	Adjusted Scheduled Activity (UOA)	
	2016	2017
April	0	-1
May	0	-1
June	2	22
July	3	22
August	3	22
September	3	22
October	3	22
November	111	106
December	154	107
January	156	108
February	181	175
March	182	203
April	204	
May	204	
June	204	

**QUALITY**

	Contract Quantity	Contract Base Number	Contract *	Region	England
% of all assessments that were assess and fit appliances (rolling 12 month period)	11	23	47.8%	55.8%	56.6%
% of all assessments that were assess and refuse (rolling 12 month period)	1	23	4.3%	11.1%	11.8%
% of all assessments that were assess and review (rolling 12 month period)	11	23	47.8%	33.1%	31.6%
% of terminated courses where treatment was abandoned or discontinued (rolling 12 month period)	1	11	9.1%	8.6%	7.7%
% of completed treatments indicating that PAR score was taken (year to date)	0	10	0.0%	57.9%	58.4%
Rate of removable appliances per 100 fixed appliances - proposed treatment (rolling 12 month period)	1	16	6.25	7.01	5.64
Rate of removable appliances per 100 fixed appliances - completed treatment (rolling 12 month period)	0	1	0.00	6.51	4.81
% of courses of treatment with removable appliances only - proposed treatment (rolling 12 month period)	1	11	9.1%	2.5%	2.0%
% of courses of treatment with removable appliances only - completed treatment (rolling 12 month period)	0	10	0.0%	1.6%	1.5%
% of patients satisfied with the treatment they have received (rolling 12 month period)	1	1	100.0%	95.3%	96.0%

\* Figures in italics indicate that the base number is less than 100.

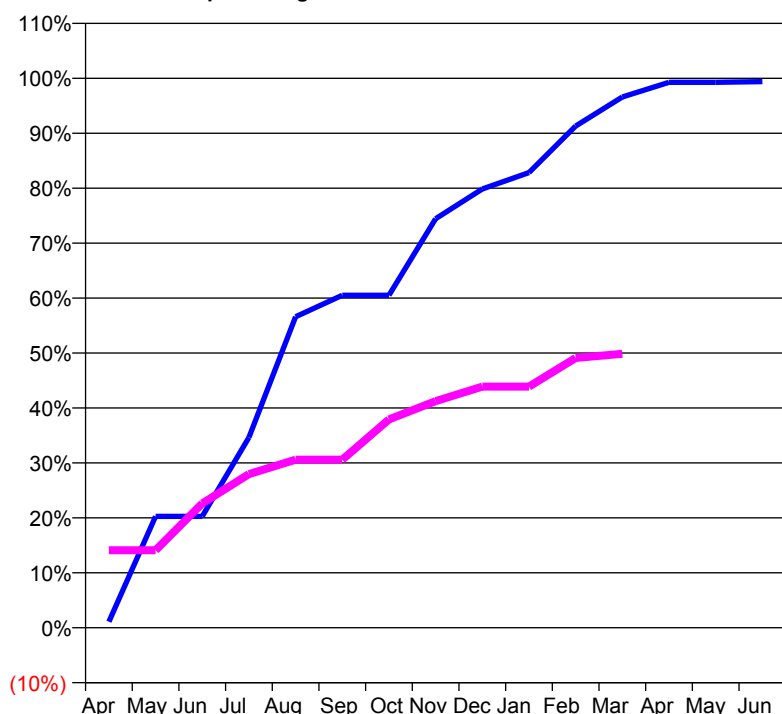
**Q54 - Vital Signs Orthodontic At a Glance Contract Report for 192198/0001 - March 2017**

Name or company name	Mr Richard Cure & Mr Preshaan Sitlu
Contract type name	PDS Contract
Purpose of contract	Orthodontic
Contract start date	02/08/2010
Contract end date	31/03/2018

16/17 Contracted general activity (UDA)	0
Carry forward general activity (UDA)	0
16/17 Contracted orthodontic activity (UOA)	3,218
Carry forward orthodontic activity (UOA)	10
Baseline contract value	£199,311.87

**ACCESS**

	Contract	England and Wales
24 month ratio of assessments to patient IDs	1.01	1.09

**ACTIVITY**
**Cumulative percentage of contracted UOA delivered 2016 & 2017**

**Adjusted Scheduled Activity (UOA)**

Month	2016	2017
April	18	454
May	333	454
June	333	728
July	569	900
August	930	984
September	994	984
October	994	1,220
November	1,223	1,327
December	1,312	1,412
January	1,361	1,412
February	1,500	1,580
March	1,587	1,604
April	1,631	
May	1,631	
June	1,633	

**QUALITY**

	Contract Quantity	Contract Base Number	Contract *	Region	England
% of all assessments that were assess and fit appliances (rolling 12 month period)	79	100	79.0%	55.8%	56.6%
% of all assessments that were assess and refuse (rolling 12 month period)	9	100	9.0%	11.1%	11.8%
% of all assessments that were assess and review (rolling 12 month period)	12	100	12.0%	33.1%	31.6%
% of terminated courses where treatment was abandoned or discontinued (rolling 12 month period)	6	99	6.1%	8.6%	7.7%
% of completed treatments indicating that PAR score was taken (year to date)	0	93	0.0%	57.9%	58.4%
Rate of removable appliances per 100 fixed appliances - proposed treatment (rolling 12 month period)	4	128	3.13	7.01	5.64
Rate of removable appliances per 100 fixed appliances - completed treatment (rolling 12 month period)	71	141	50.35	6.51	4.81
% of courses of treatment with removable appliances only - proposed treatment (rolling 12 month period)	4	79	5.1%	2.5%	2.0%
% of courses of treatment with removable appliances only - completed treatment (rolling 12 month period)	13	93	14.0%	1.6%	1.5%
% of patients satisfied with the treatment they have received (rolling 12 month period)	8	8	100.0%	95.3%	96.0%

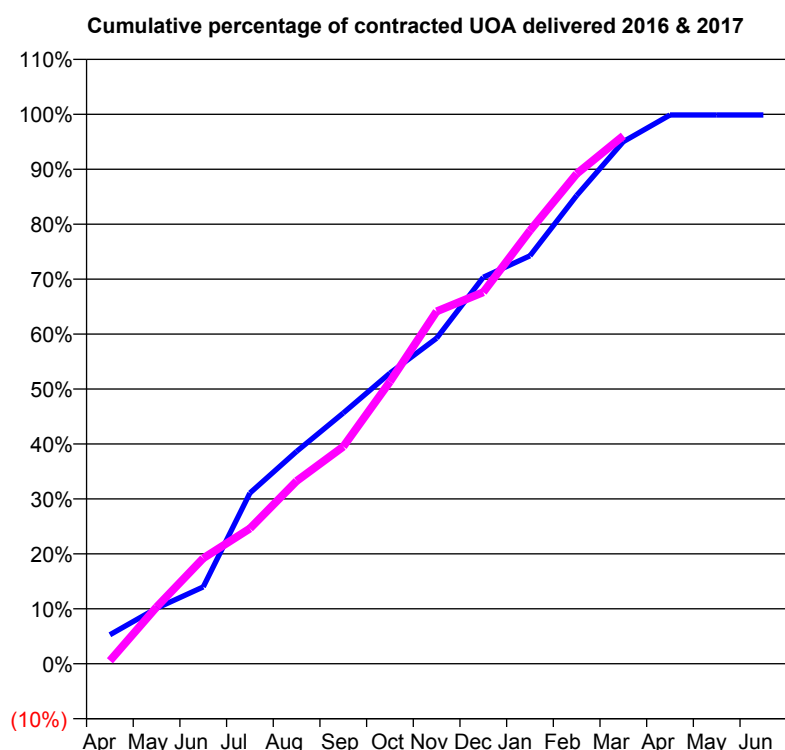
\* Figures in italics indicate that the base number is less than 100.

**Q54 - Vital Signs Orthodontic At a Glance Contract Report for 199001/0001 - March 2017**

Name or company name	Orthodontics For You	16/17 Contracted general activity (UDA)	0
Contract type name	PDS Contract	Carry forward general activity (UDA)	0
Purpose of contract	Orthodontic	16/17 Contracted orthodontic activity (UOA)	12,658
Contract start date	01/07/2011	Carry forward orthodontic activity (UOA)	17
Contract end date	31/03/2018	Baseline contract value	£816,631.51

**ACCESS**

	Contract	England and Wales
24 month ratio of assessments to patient IDs	1.12	1.09

**ACTIVITY**


Month	Adjusted Scheduled Activity (UOA)	
	2016	2017
April	666	70
May	1,276	1,306
June	1,767	2,430
July	3,928	3,117
August	4,885	4,210
September	5,766	5,003
October	6,684	6,498
November	7,486	8,116
December	8,889	8,559
January	9,382	9,979
February	10,768	11,287
March	12,008	12,161
April	12,620	
May	12,620	
June	12,620	

**QUALITY**

	Contract Quantity	Contract Base Number	Contract *	Region	England
% of all assessments that were assess and fit appliances (rolling 12 month period)	616	1,398	44.1%	55.8%	56.6%
% of all assessments that were assess and refuse (rolling 12 month period)	88	1,398	6.3%	11.1%	11.8%
% of all assessments that were assess and review (rolling 12 month period)	694	1,398	49.6%	33.1%	31.6%
% of terminated courses where treatment was abandoned or discontinued (rolling 12 month period)	36	519	6.9%	8.6%	7.7%
% of completed treatments indicating that PAR score was taken (year to date)	375	483	77.6%	57.9%	58.4%
Rate of removable appliances per 100 fixed appliances - proposed treatment (rolling 12 month period)	105	1,132	9.28	7.01	5.64
Rate of removable appliances per 100 fixed appliances - completed treatment (rolling 12 month period)	82	851	9.64	6.51	4.81
% of courses of treatment with removable appliances only - proposed treatment (rolling 12 month period)	27	616	4.4%	2.5%	2.0%
% of courses of treatment with removable appliances only - completed treatment (rolling 12 month period)	14	483	2.9%	1.6%	1.5%
% of patients satisfied with the treatment they have received (rolling 12 month period)	27	30	90.0%	95.3%	96.0%

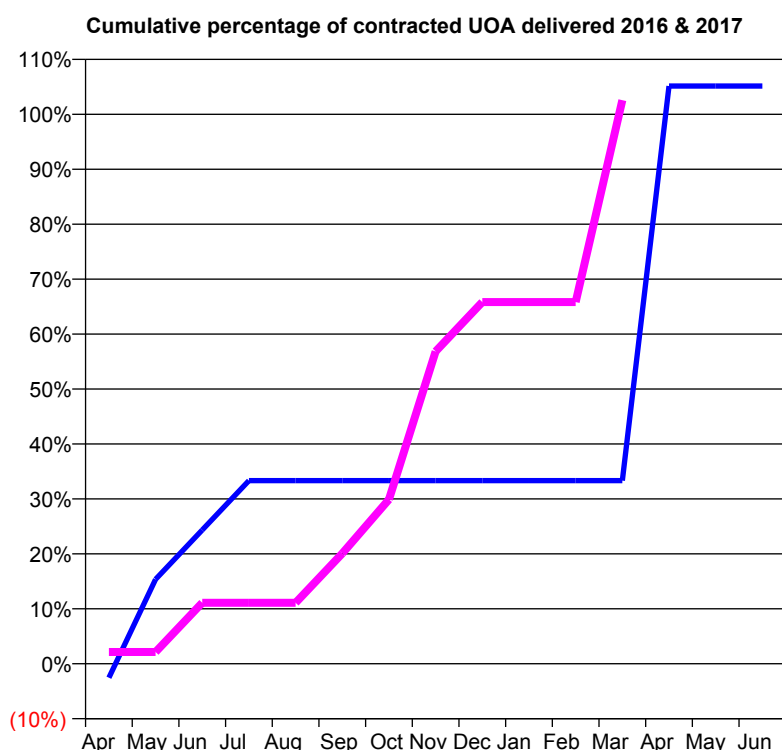
\* Figures in italics indicate that the base number is less than 100.

**Q54 - Vital Signs Orthodontic At a Glance Contract Report for 220124/0001 - March 2017**

Name or company name	MR PK PATEL
Contract type name	GDS Contract
Purpose of contract	General and Orthodontic
Contract start date	01/04/2006
Contract end date	

16/17 Contracted general activity (UDA)	11,324
Carry forward general activity (UDA)	-196
16/17 Contracted orthodontic activity (UOA)	234
Carry forward orthodontic activity (UOA)	-5
Baseline contract value	£347,281.60

ACCESS	Contract	England and Wales
24 month ratio of assessments to patient IDs	1.00	1.09

**ACTIVITY**


Month	Adjusted Scheduled Activity (UOA)	
	2016	2017
April	-6	5
May	36	5
June	57	26
July	78	26
August	78	26
September	78	47
October	78	70
November	78	133
December	78	154
January	78	154
February	78	154
March	78	240
April	246	
May	246	
June	246	

QUALITY	Contract Quantity	Contract Base Number	Contract *	Region	England
% of all assessments that were assess and fit appliances (rolling 12 month period)	19	19	100.0%	55.8%	56.6%
% of all assessments that were assess and refuse (rolling 12 month period)	0	19	0.0%	11.1%	11.8%
% of all assessments that were assess and review (rolling 12 month period)	0	19	0.0%	33.1%	31.6%
% of terminated courses where treatment was abandoned or discontinued (rolling 12 month period)	0	9	0.0%	8.6%	7.7%
% of completed treatments indicating that PAR score was taken (year to date)	0	9	0.0%	57.9%	58.4%
Rate of removable appliances per 100 fixed appliances - proposed treatment (rolling 12 month period)	0	38	0.00	7.01	5.64
Rate of removable appliances per 100 fixed appliances - completed treatment (rolling 12 month period)	0	17	0.00	6.51	4.81
% of courses of treatment with removable appliances only - proposed treatment (rolling 12 month period)	0	19	0.0%	2.5%	2.0%
% of courses of treatment with removable appliances only - completed treatment (rolling 12 month period)	0	9	0.0%	1.6%	1.5%
% of patients satisfied with the treatment they have received (rolling 12 month period)	1	1	100.0%	95.3%	96.0%

\* Figures in italics indicate that the base number is less than 100.

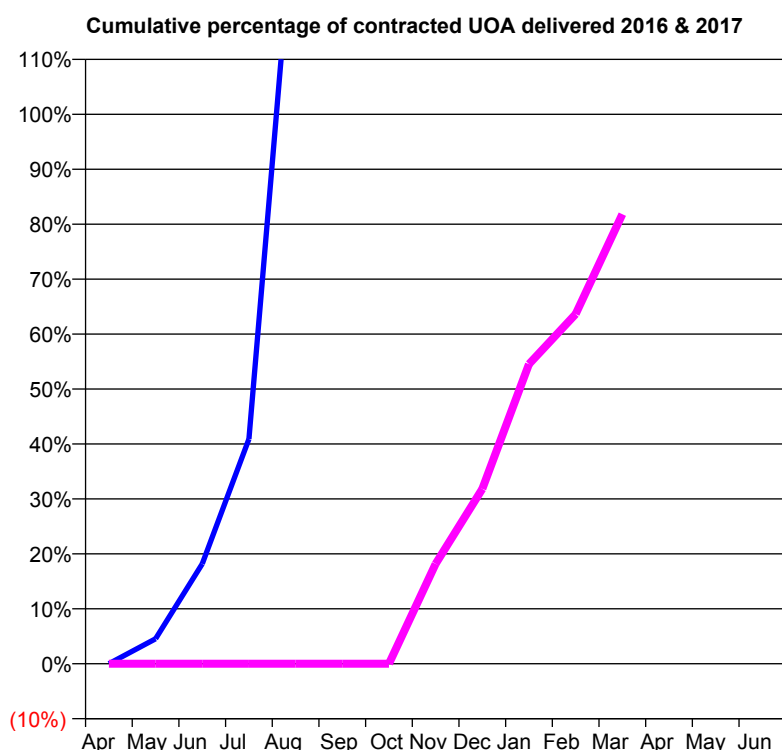
**Q54 - Vital Signs Orthodontic At a Glance Contract Report for 220922/0001 - March 2017**

Name or company name	MR JS SIDHU
Contract type name	GDS Contract
Purpose of contract	General and Orthodontic
Contract start date	01/04/2006
Contract end date	

16/17 Contracted general activity (UDA)	19,884
Carry forward general activity (UDA)	-398
16/17 Contracted orthodontic activity (UOA)	22
Carry forward orthodontic activity (UOA)	0
Baseline contract value	£503,271.80

**ACCESS**

	Contract	England and Wales
24 month ratio of assessments to patient IDs	1.00	1.09

**ACTIVITY**


Month	Adjusted Scheduled Activity (UOA)	
	2016	2017
April	0	0
May	1	0
June	4	0
July	9	0
August	31	0
September	35	0
October	36	0
November	38	4
December	40	7
January	40	12
February	40	14
March	40	18
April	40	
May	40	
June	40	

**QUALITY**

	Contract Quantity	Contract Base Number	Contract *	Region	England
% of all assessments that were assess and fit appliances (rolling 12 month period)	0	18	0.0%	55.8%	56.6%
% of all assessments that were assess and refuse (rolling 12 month period)	0	18	0.0%	11.1%	11.8%
% of all assessments that were assess and review (rolling 12 month period)	18	18	100.0%	33.1%	31.6%
% of terminated courses where treatment was abandoned or discontinued (rolling 12 month period)	0	1	0.0%	8.6%	7.7%
% of completed treatments indicating that PAR score was taken (year to date)	0	1	0.0%	57.9%	58.4%
Rate of removable appliances per 100 fixed appliances - proposed treatment (rolling 12 month period)	0	0	N/A	7.01	5.64
Rate of removable appliances per 100 fixed appliances - completed treatment (rolling 12 month period)	0	0	N/A	6.51	4.81
% of courses of treatment with removable appliances only - proposed treatment (rolling 12 month period)	0	0	N/A	2.5%	2.0%
% of courses of treatment with removable appliances only - completed treatment (rolling 12 month period)	0	1	0.0%	1.6%	1.5%
% of patients satisfied with the treatment they have received (rolling 12 month period)	0	0	N/A	95.3%	96.0%

\* Figures in italics indicate that the base number is less than 100.

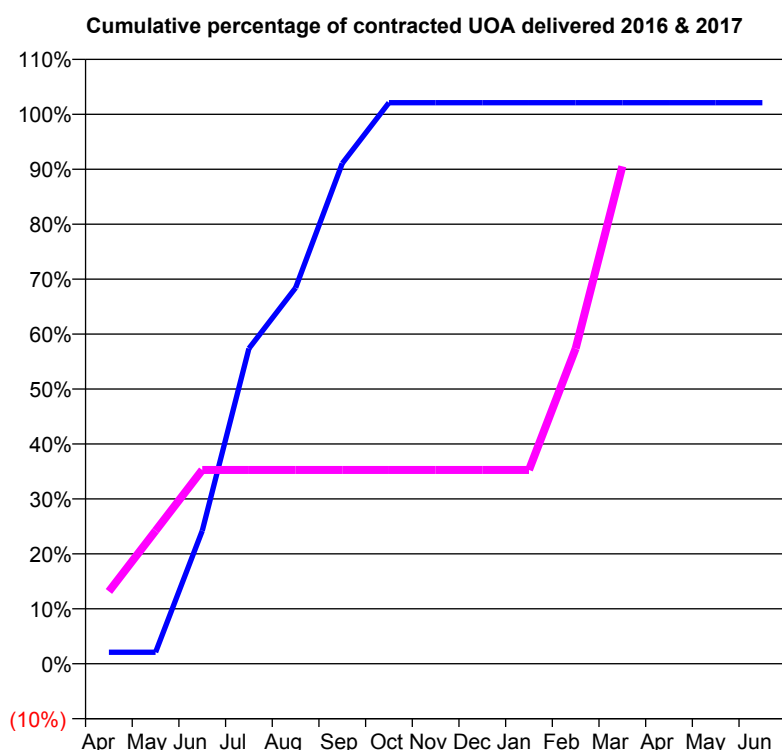
**Q54 - Vital Signs Orthodontic At a Glance Contract Report for 241083/0001 - March 2017**

Name or company name	MR V SUDRA
Contract type name	GDS Contract
Purpose of contract	General and Orthodontic
Contract start date	01/04/2006
Contract end date	

16/17 Contracted general activity (UDA)	11,592
Carry forward general activity (UDA)	17
16/17 Contracted orthodontic activity (UOA)	190
Carry forward orthodontic activity (UOA)	-4
Baseline contract value	£374,196.10

**ACCESS**

	Contract	England and Wales
24 month ratio of assessments to patient IDs	1.00	1.09

**ACTIVITY**


Month	Adjusted Scheduled Activity (UOA)	
	2016	2017
April	4	25
May	4	46
June	46	67
July	109	67
August	130	67
September	173	67
October	194	67
November	194	67
December	194	67
January	194	67
February	194	109
March	194	172
April	194	
May	194	
June	194	

**QUALITY**

	Contract Quantity	Contract Base Number	Contract *	Region	England
% of all assessments that were assess and fit appliances (rolling 12 month period)	8	8	100.0%	55.8%	56.6%
% of all assessments that were assess and refuse (rolling 12 month period)	0	8	0.0%	11.1%	11.8%
% of all assessments that were assess and review (rolling 12 month period)	0	8	0.0%	33.1%	31.6%
% of terminated courses where treatment was abandoned or discontinued (rolling 12 month period)	0	0	N/A	8.6%	7.7%
% of completed treatments indicating that PAR score was taken (year to date)	0	0	N/A	57.9%	58.4%
Rate of removable appliances per 100 fixed appliances - proposed treatment (rolling 12 month period)	0	15	0.00	7.01	5.64
Rate of removable appliances per 100 fixed appliances - completed treatment (rolling 12 month period)	0	0	N/A	6.51	4.81
% of courses of treatment with removable appliances only - proposed treatment (rolling 12 month period)	0	8	0.0%	2.5%	2.0%
% of courses of treatment with removable appliances only - completed treatment (rolling 12 month period)	0	0	N/A	1.6%	1.5%
% of patients satisfied with the treatment they have received (rolling 12 month period)	0	0	N/A	95.3%	96.0%

\* Figures in italics indicate that the base number is less than 100.



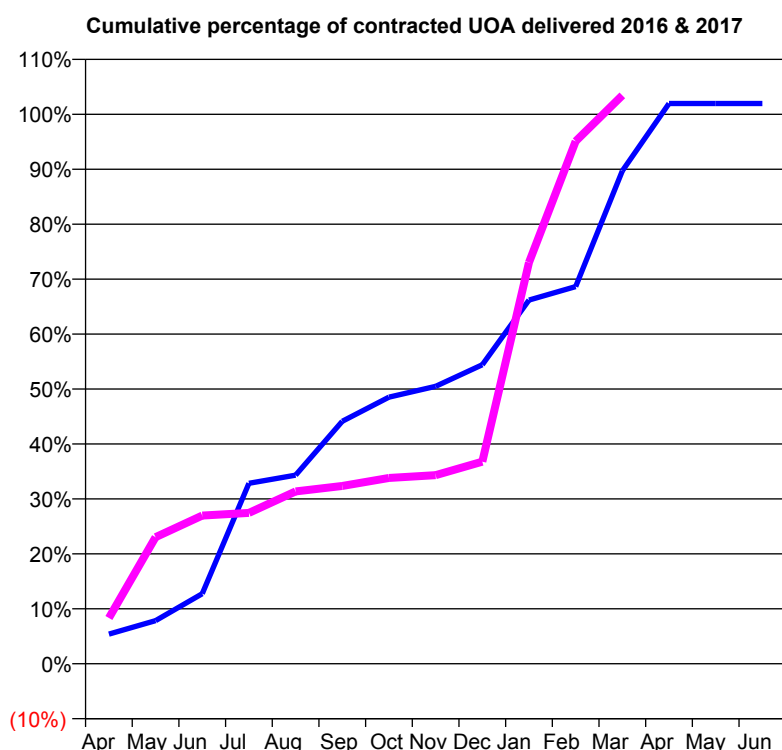
**Q54 - Vital Signs Orthodontic At a Glance Contract Report for 244228/0001 - March 2017**

Name or company name	MR JS BARDHA
Contract type name	GDS Contract
Purpose of contract	General and Orthodontic
Contract start date	01/04/2006
Contract end date	

16/17 Contracted general activity (UDA)	9,698
Carry forward general activity (UDA)	101
16/17 Contracted orthodontic activity (UOA)	204
Carry forward orthodontic activity (UOA)	-4
Baseline contract value	£275,036.00

**ACCESS**

	Contract	England and Wales
24 month ratio of assessments to patient IDs	1.25	1.09

**ACTIVITY**


Month	Adjusted Scheduled Activity (UOA)	
	2016	2017
April	11	17
May	16	47
June	26	55
July	67	56
August	70	64
September	90	66
October	99	69
November	103	70
December	111	75
January	135	149
February	140	194
March	183	211
April	208	
May	208	
June	208	

**QUALITY**

	Contract Quantity	Contract Base Number	Contract *	Region	England
% of all assessments that were assess and fit appliances (rolling 12 month period)	5	132	3.8%	55.8%	56.6%
% of all assessments that were assess and refuse (rolling 12 month period)	0	132	0.0%	11.1%	11.8%
% of all assessments that were assess and review (rolling 12 month period)	127	132	96.2%	33.1%	31.6%
% of terminated courses where treatment was abandoned or discontinued (rolling 12 month period)	0	0	N/A	8.6%	7.7%
% of completed treatments indicating that PAR score was taken (year to date)	0	0	N/A	57.9%	58.4%
Rate of removable appliances per 100 fixed appliances - proposed treatment (rolling 12 month period)	0	0	N/A	7.01	5.64
Rate of removable appliances per 100 fixed appliances - completed treatment (rolling 12 month period)	0	0	N/A	6.51	4.81
% of courses of treatment with removable appliances only - proposed treatment (rolling 12 month period)	0	5	0.0%	2.5%	2.0%
% of courses of treatment with removable appliances only - completed treatment (rolling 12 month period)	0	0	N/A	1.6%	1.5%
% of patients satisfied with the treatment they have received (rolling 12 month period)	1	1	100.0%	95.3%	96.0%

\* Figures in italics indicate that the base number is less than 100.

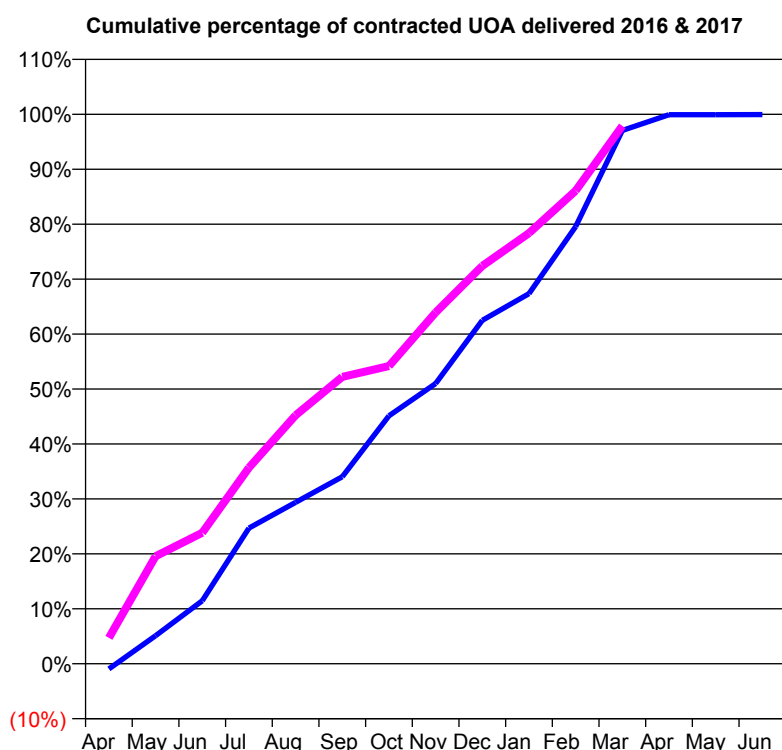
**Q54 - Vital Signs Orthodontic At a Glance Contract Report for 249432/0001 - March 2017**

Name or company name	MR A COLEY-SMITH
Contract type name	PDS Contract
Purpose of contract	Orthodontic
Contract start date	01/04/2006
Contract end date	31/03/2018

16/17 Contracted general activity (UDA)	0
Carry forward general activity (UDA)	0
16/17 Contracted orthodontic activity (UOA)	6,292
Carry forward orthodontic activity (UOA)	4
Baseline contract value	£408,040.91

**ACCESS**

	Contract	England and Wales
24 month ratio of assessments to patient IDs	1.04	1.09

**ACTIVITY**


Month	Adjusted Scheduled Activity (UOA)	
	2016	2017
April	-60	297
May	322	1,231
June	721	1,500
July	1,554	2,246
August	1,848	2,846
September	2,142	3,285
October	2,839	3,409
November	3,208	4,022
December	3,932	4,556
January	4,238	4,931
February	5,006	5,417
March	6,107	6,158
April	6,287	
May	6,287	
June	6,288	

**QUALITY**

	Contract Quantity	Contract Base Number	Contract *	Region	England
% of all assessments that were assess and fit appliances (rolling 12 month period)	293	646	45.4%	55.8%	56.6%
% of all assessments that were assess and refuse (rolling 12 month period)	28	646	4.3%	11.1%	11.8%
% of all assessments that were assess and review (rolling 12 month period)	325	646	50.3%	33.1%	31.6%
% of terminated courses where treatment was abandoned or discontinued (rolling 12 month period)	10	224	4.5%	8.6%	7.7%
% of completed treatments indicating that PAR score was taken (year to date)	212	214	99.1%	57.9%	58.4%
Rate of removable appliances per 100 fixed appliances - proposed treatment (rolling 12 month period)	0	0	N/A	7.01	5.64
Rate of removable appliances per 100 fixed appliances - completed treatment (rolling 12 month period)	0	0	N/A	6.51	4.81
% of courses of treatment with removable appliances only - proposed treatment (rolling 12 month period)	0	293	0.0%	2.5%	2.0%
% of courses of treatment with removable appliances only - completed treatment (rolling 12 month period)	0	214	0.0%	1.6%	1.5%
% of patients satisfied with the treatment they have received (rolling 12 month period)	11	11	100.0%	95.3%	96.0%

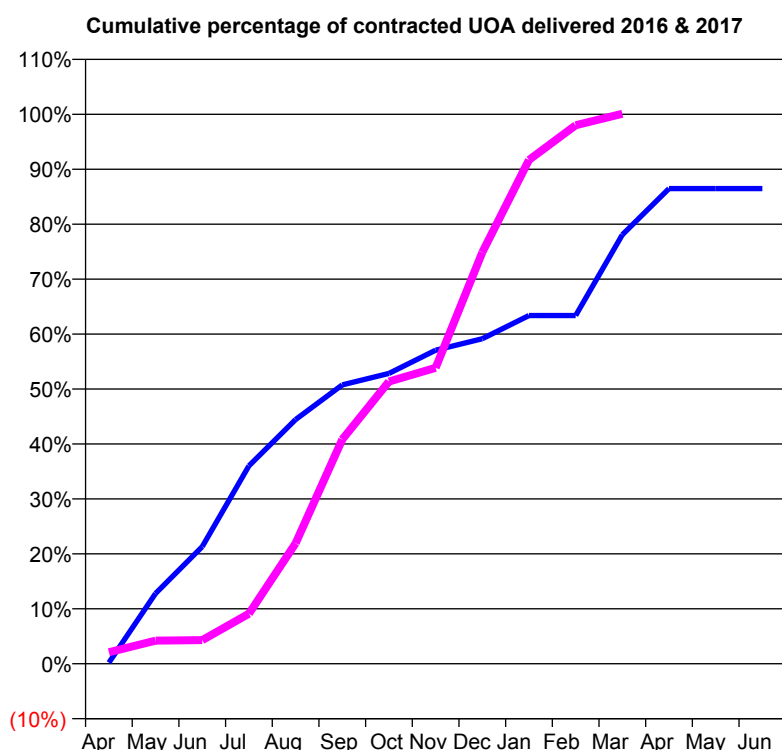
\* Figures in italics indicate that the base number is less than 100.

**Q54 - Vital Signs Orthodontic At a Glance Contract Report for 250333/0001 - March 2017**

Name or company name	MR JS JANDU
Contract type name	GDS Contract
Purpose of contract	General and Orthodontic
Contract start date	01/04/2008
Contract end date	

16/17 Contracted general activity (UDA)	22,064
Carry forward general activity (UDA)	764
16/17 Contracted orthodontic activity (UOA)	999
Carry forward orthodontic activity (UOA)	0
Baseline contract value	£636,901.58

ACCESS	Contract	England and Wales
24 month ratio of assessments to patient IDs	1.00	1.09

**ACTIVITY**


Month	Adjusted Scheduled Activity (UOA)	
	2016	2017
April	2	21
May	128	42
June	213	43
July	360	91
August	444	219
September	507	408
October	528	513
November	570	538
December	591	748
January	633	916
February	633	979
March	780	1,000
April	864	
May	864	
June	864	

QUALITY	Contract Quantity	Contract Base Number	Contract *	Region	England
% of all assessments that were assess and fit appliances (rolling 12 month period)	51	64	79.7%	55.8%	56.6%
% of all assessments that were assess and refuse (rolling 12 month period)	1	64	1.6%	11.1%	11.8%
% of all assessments that were assess and review (rolling 12 month period)	12	64	18.8%	33.1%	31.6%
% of terminated courses where treatment was abandoned or discontinued (rolling 12 month period)	5	28	17.9%	8.6%	7.7%
% of completed treatments indicating that PAR score was taken (year to date)	3	23	13.0%	57.9%	58.4%
Rate of removable appliances per 100 fixed appliances - proposed treatment (rolling 12 month period)	12	99	12.12	7.01	5.64
Rate of removable appliances per 100 fixed appliances - completed treatment (rolling 12 month period)	0	3	0.00	6.51	4.81
% of courses of treatment with removable appliances only - proposed treatment (rolling 12 month period)	0	51	0.0%	2.5%	2.0%
% of courses of treatment with removable appliances only - completed treatment (rolling 12 month period)	0	23	0.0%	1.6%	1.5%
% of patients satisfied with the treatment they have received (rolling 12 month period)	2	2	100.0%	95.3%	96.0%

\* Figures in italics indicate that the base number is less than 100.

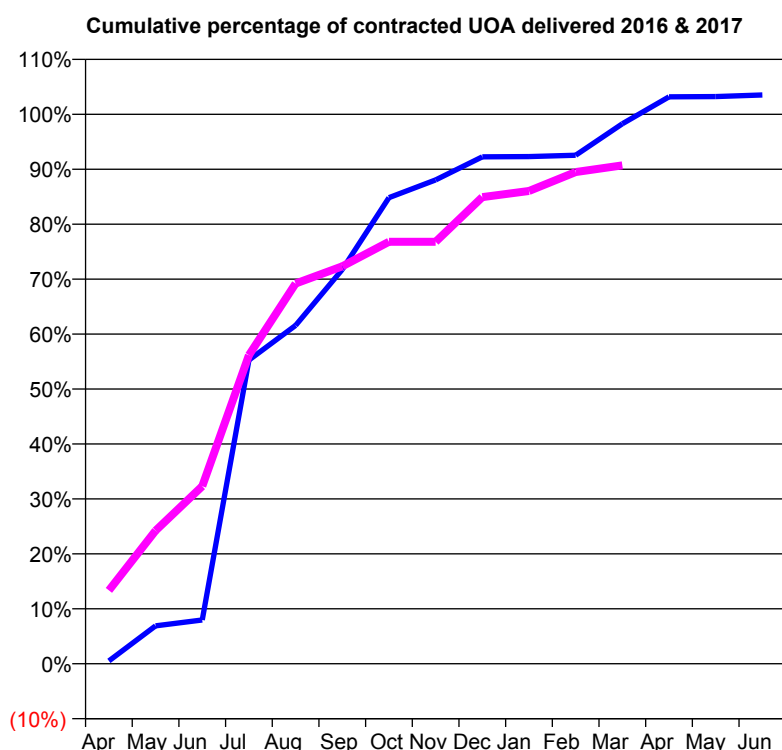
**Q54 - Vital Signs Orthodontic At a Glance Contract Report for 300012/0003 - March 2017**

Name or company name	MR EE THOMPSON
Contract type name	GDS Contract
Purpose of contract	General and Orthodontic
Contract start date	20/09/2010
Contract end date	

16/17 Contracted general activity (UDA)	24,718
Carry forward general activity (UDA)	18
16/17 Contracted orthodontic activity (UOA)	2,142
Carry forward orthodontic activity (UOA)	-12
Baseline contract value	£782,220.78

**ACCESS**

	Contract	England and Wales
24 month ratio of assessments to patient IDs	1.01	1.09

**ACTIVITY**


Month	Adjusted Scheduled Activity (UOA)	
	2016	2017
April	11	286
May	148	519
June	171	692
July	1,184	1,203
August	1,319	1,482
September	1,537	1,549
October	1,817	1,645
November	1,886	1,645
December	1,976	1,819
January	1,977	1,843
February	1,982	1,917
March	2,105	1,943
April	2,210	
May	2,211	
June	2,217	

**QUALITY**

	Contract Quantity	Contract Base Number	Contract *	Region	England
% of all assessments that were assess and fit appliances (rolling 12 month period)	94	172	54.7%	55.8%	56.6%
% of all assessments that were assess and refuse (rolling 12 month period)	29	172	16.9%	11.1%	11.8%
% of all assessments that were assess and review (rolling 12 month period)	49	172	28.5%	33.1%	31.6%
% of terminated courses where treatment was abandoned or discontinued (rolling 12 month period)	1	108	0.9%	8.6%	7.7%
% of completed treatments indicating that PAR score was taken (year to date)	104	107	97.2%	57.9%	58.4%
Rate of removable appliances per 100 fixed appliances - proposed treatment (rolling 12 month period)	0	186	0.00	7.01	5.64
Rate of removable appliances per 100 fixed appliances - completed treatment (rolling 12 month period)	0	214	0.00	6.51	4.81
% of courses of treatment with removable appliances only - proposed treatment (rolling 12 month period)	0	94	0.0%	2.5%	2.0%
% of courses of treatment with removable appliances only - completed treatment (rolling 12 month period)	0	107	0.0%	1.6%	1.5%
% of patients satisfied with the treatment they have received (rolling 12 month period)	1	1	100.0%	95.3%	96.0%

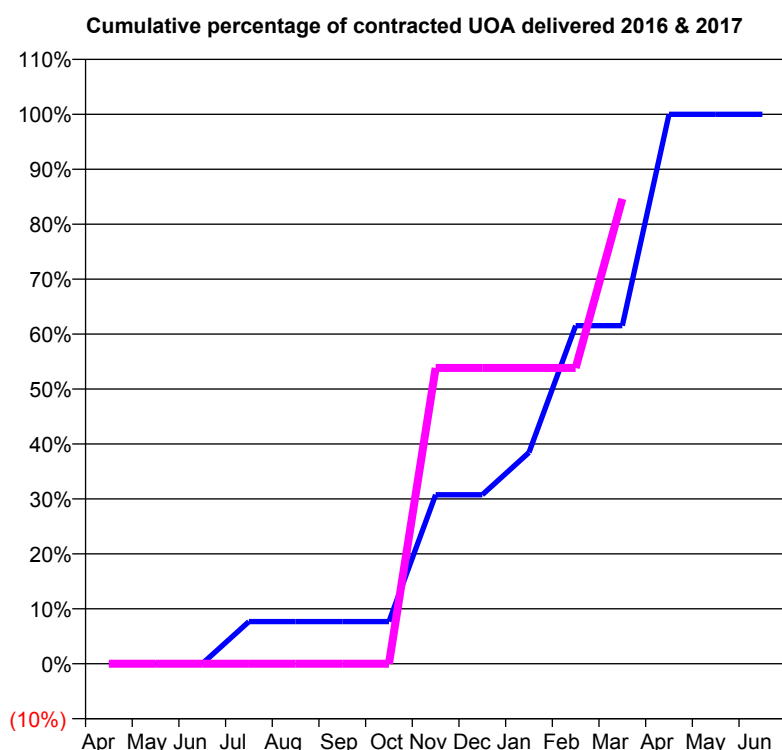
\* Figures in italics indicate that the base number is less than 100.

**Q54 - Vital Signs Orthodontic At a Glance Contract Report for 303089/0001 - March 2017**

Name or company name	MR RJ STATHAM
Contract type name	GDS Contract
Purpose of contract	General and Orthodontic
Contract start date	01/04/2006
Contract end date	

16/17 Contracted general activity (UDA)	14,412
Carry forward general activity (UDA)	-14
16/17 Contracted orthodontic activity (UOA)	273
Carry forward orthodontic activity (UOA)	0
Baseline contract value	£357,520.98

ACCESS	Contract	England and Wales
24 month ratio of assessments to patient IDs	1.00	1.09

**ACTIVITY**


Month	Adjusted Scheduled Activity (UOA)	
	2016	2017
April	0	0
May	0	0
June	0	0
July	21	0
August	21	0
September	21	0
October	21	0
November	84	147
December	84	147
January	105	147
February	168	147
March	168	231
April	273	
May	273	
June	273	

**QUALITY**

	Contract Quantity	Contract Base Number	Contract *	Region	England
% of all assessments that were assess and fit appliances (rolling 12 month period)	16	16	100.0%	55.8%	56.6%
% of all assessments that were assess and refuse (rolling 12 month period)	0	16	0.0%	11.1%	11.8%
% of all assessments that were assess and review (rolling 12 month period)	0	16	0.0%	33.1%	31.6%
% of terminated courses where treatment was abandoned or discontinued (rolling 12 month period)	0	0	N/A	8.6%	7.7%
% of completed treatments indicating that PAR score was taken (year to date)	0	0	N/A	57.9%	58.4%
Rate of removable appliances per 100 fixed appliances - proposed treatment (rolling 12 month period)	0	32	0.00	7.01	5.64
Rate of removable appliances per 100 fixed appliances - completed treatment (rolling 12 month period)	0	0	N/A	6.51	4.81
% of courses of treatment with removable appliances only - proposed treatment (rolling 12 month period)	0	16	0.0%	2.5%	2.0%
% of courses of treatment with removable appliances only - completed treatment (rolling 12 month period)	0	0	N/A	1.6%	1.5%
% of patients satisfied with the treatment they have received (rolling 12 month period)	0	0	N/A	95.3%	96.0%

\* Figures in italics indicate that the base number is less than 100.

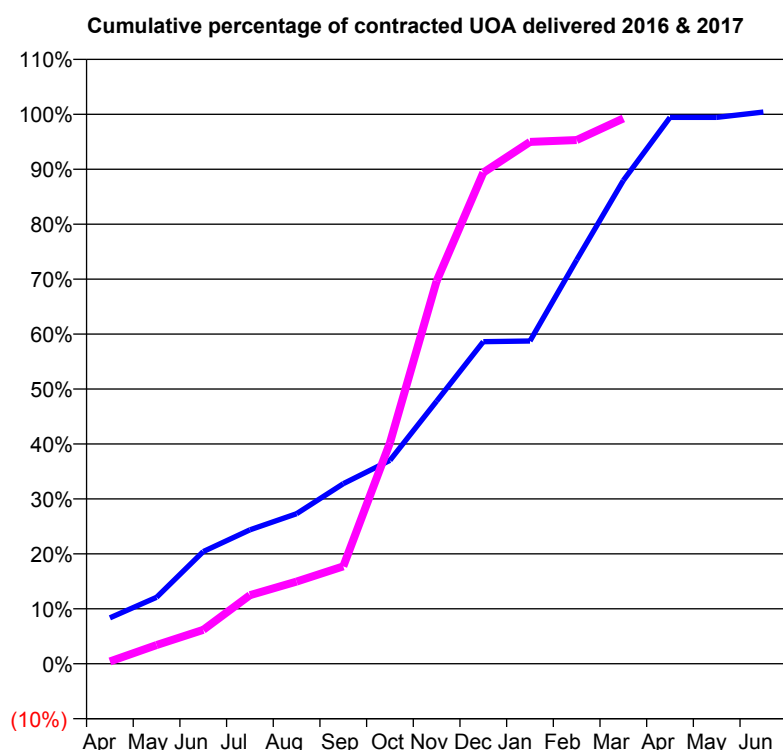
**Q54 - Vital Signs Orthodontic At a Glance Contract Report for 305057/0001 - March 2017**

Name or company name	MRS GJ COTTAM
Contract type name	PDS Contract
Purpose of contract	Orthodontic
Contract start date	01/04/2006
Contract end date	31/03/2018

16/17 Contracted general activity (UDA)	0
Carry forward general activity (UDA)	0
16/17 Contracted orthodontic activity (UOA)	2,347
Carry forward orthodontic activity (UOA)	-10
Baseline contract value	£155,862.69

**ACCESS**

	Contract	England and Wales
24 month ratio of assessments to patient IDs	1.20	1.09

**ACTIVITY**


Month	Adjusted Scheduled Activity (UOA)	
	2016	2017
April	196	10
May	284	80
June	479	145
July	572	293
August	641	351
September	769	416
October	869	944
November	1,122	1,635
December	1,376	2,098
January	1,379	2,229
February	1,725	2,237
March	2,065	2,329
April	2,334	
May	2,334	
June	2,357	

**QUALITY**

	Contract Quantity	Contract Base Number	Contract *	Region	England
% of all assessments that were assess and fit appliances (rolling 12 month period)	125	200	62.5%	55.8%	56.6%
% of all assessments that were assess and refuse (rolling 12 month period)	24	200	12.0%	11.1%	11.8%
% of all assessments that were assess and review (rolling 12 month period)	51	200	25.5%	33.1%	31.6%
% of terminated courses where treatment was abandoned or discontinued (rolling 12 month period)	11	101	10.9%	8.6%	7.7%
% of completed treatments indicating that PAR score was taken (year to date)	50	90	55.6%	57.9%	58.4%
Rate of removable appliances per 100 fixed appliances - proposed treatment (rolling 12 month period)	43	227	18.94	7.01	5.64
Rate of removable appliances per 100 fixed appliances - completed treatment (rolling 12 month period)	22	161	13.66	6.51	4.81
% of courses of treatment with removable appliances only - proposed treatment (rolling 12 month period)	2	125	1.6%	2.5%	2.0%
% of courses of treatment with removable appliances only - completed treatment (rolling 12 month period)	3	90	3.3%	1.6%	1.5%
% of patients satisfied with the treatment they have received (rolling 12 month period)	4	6	66.7%	95.3%	96.0%

\* Figures in italics indicate that the base number is less than 100.

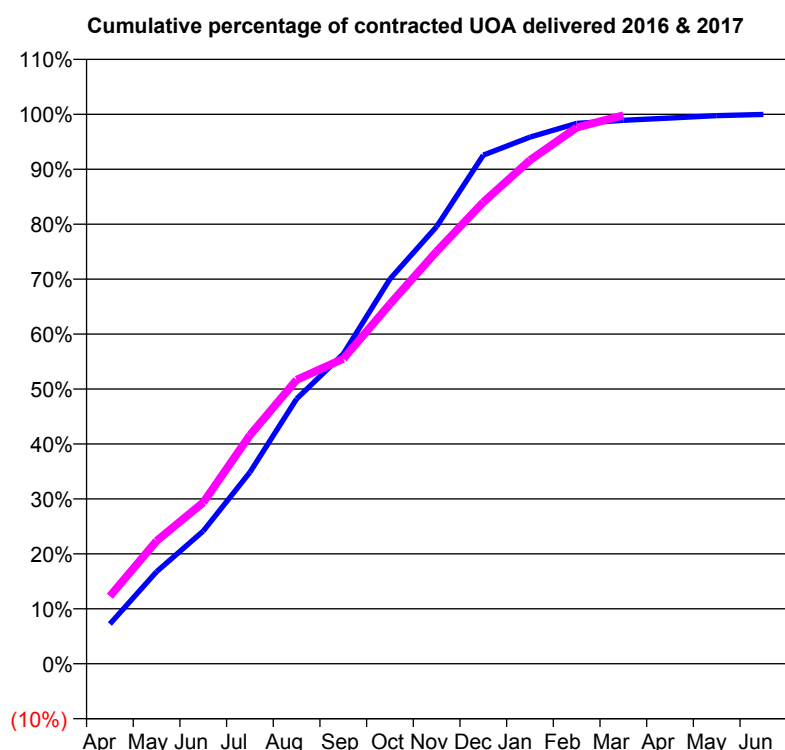
**Q54 - Vital Signs Orthodontic At a Glance Contract Report for 305057/0002 - March 2017**

Name or company name	MRS GJ COTTAM
Contract type name	PDS Contract
Purpose of contract	Orthodontic
Contract start date	01/04/2006
Contract end date	31/03/2018

16/17 Contracted general activity (UDA)	0
Carry forward general activity (UDA)	0
16/17 Contracted orthodontic activity (UOA)	9,014
Carry forward orthodontic activity (UOA)	3
Baseline contract value	£599,039.13

**ACCESS**

	Contract	England and Wales
24 month ratio of assessments to patient IDs	1.25	1.09

**ACTIVITY**


Month	Adjusted Scheduled Activity (UOA)	
	2016	2017
April	652	1,109
May	1,510	2,015
June	2,177	2,646
July	3,142	3,750
August	4,346	4,658
September	5,083	5,004
October	6,311	5,901
November	7,170	6,766
December	8,343	7,572
January	8,639	8,262
February	8,864	8,797
March	8,915	8,996
April	8,952	
May	8,991	
June	9,011	

**QUALITY**

	Contract Quantity	Contract Base Number	Contract *	Region	England
% of all assessments that were assess and fit appliances (rolling 12 month period)	421	1,133	37.2%	55.8%	56.6%
% of all assessments that were assess and refuse (rolling 12 month period)	141	1,133	12.4%	11.1%	11.8%
% of all assessments that were assess and review (rolling 12 month period)	571	1,133	50.4%	33.1%	31.6%
% of terminated courses where treatment was abandoned or discontinued (rolling 12 month period)	40	380	10.5%	8.6%	7.7%
% of completed treatments indicating that PAR score was taken (year to date)	124	340	36.5%	57.9%	58.4%
Rate of removable appliances per 100 fixed appliances - proposed treatment (rolling 12 month period)	124	755	16.42	7.01	5.64
Rate of removable appliances per 100 fixed appliances - completed treatment (rolling 12 month period)	65	614	10.59	6.51	4.81
% of courses of treatment with removable appliances only - proposed treatment (rolling 12 month period)	13	421	3.1%	2.5%	2.0%
% of courses of treatment with removable appliances only - completed treatment (rolling 12 month period)	5	340	1.5%	1.6%	1.5%
% of patients satisfied with the treatment they have received (rolling 12 month period)	4	4	100.0%	95.3%	96.0%

\* Figures in italics indicate that the base number is less than 100.

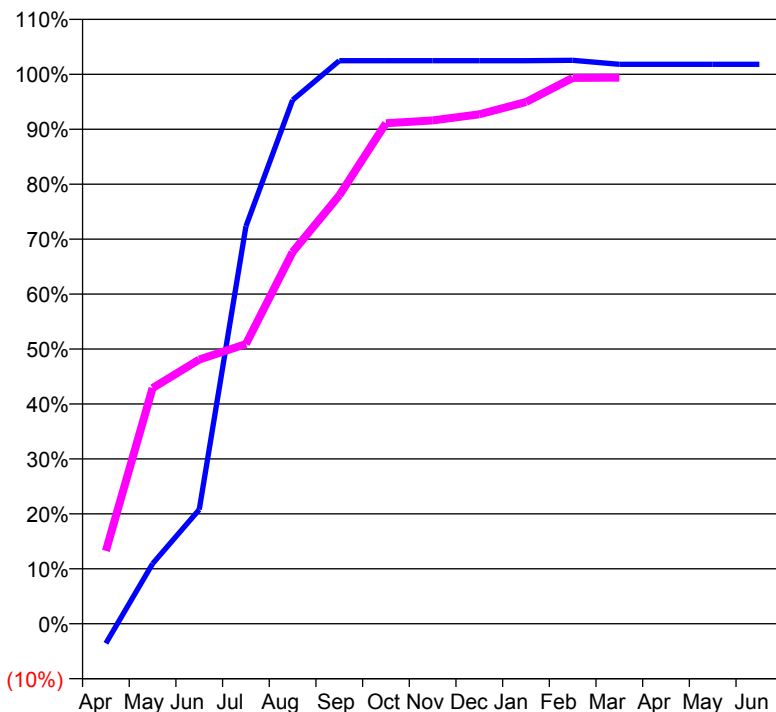
**Q54 - Vital Signs Orthodontic At a Glance Contract Report for 325708/0002 - March 2017**

Name or company name	Balbir S Bhandal, Amrik S Bhandal & Baljit
Contract type name	GDS Contract
Purpose of contract	General and Orthodontic
Contract start date	01/04/2006
Contract end date	

16/17 Contracted general activity (UDA)	8,791
Carry forward general activity (UDA)	240
16/17 Contracted orthodontic activity (UOA)	2,964
Carry forward orthodontic activity (UOA)	-12
Baseline contract value	£412,820.64

**ACCESS**

	Contract	England and Wales
24 month ratio of assessments to patient IDs	1.04	1.09

**ACTIVITY**
**Cumulative percentage of contracted UOA delivered 2016 & 2017**

**Adjusted Scheduled Activity (UOA)**

Month	2016	2017
April	-106	393
May	324	1,271
June	616	1,425
July	2,144	1,509
August	2,825	2,005
September	3,037	2,311
October	3,037	2,700
November	3,037	2,715
December	3,037	2,748
January	3,037	2,814
February	3,039	2,944
March	3,018	2,946
April	3,018	
May	3,018	
June	3,018	

**QUALITY**

	Contract Quantity	Contract Base Number	Contract *	Region	England
% of all assessments that were assess and fit appliances (rolling 12 month period)	135	226	59.7%	55.8%	56.6%
% of all assessments that were assess and refuse (rolling 12 month period)	33	226	14.6%	11.1%	11.8%
% of all assessments that were assess and review (rolling 12 month period)	58	226	25.7%	33.1%	31.6%
% of terminated courses where treatment was abandoned or discontinued (rolling 12 month period)	72	155	46.5%	8.6%	7.7%
% of completed treatments indicating that PAR score was taken (year to date)	81	83	97.6%	57.9%	58.4%
Rate of removable appliances per 100 fixed appliances - proposed treatment (rolling 12 month period)	33	171	19.30	7.01	5.64
Rate of removable appliances per 100 fixed appliances - completed treatment (rolling 12 month period)	3	152	1.97	6.51	4.81
% of courses of treatment with removable appliances only - proposed treatment (rolling 12 month period)	33	135	24.4%	2.5%	2.0%
% of courses of treatment with removable appliances only - completed treatment (rolling 12 month period)	0	83	0.0%	1.6%	1.5%
% of patients satisfied with the treatment they have received (rolling 12 month period)	4	4	100.0%	95.3%	96.0%

\* Figures in italics indicate that the base number is less than 100.



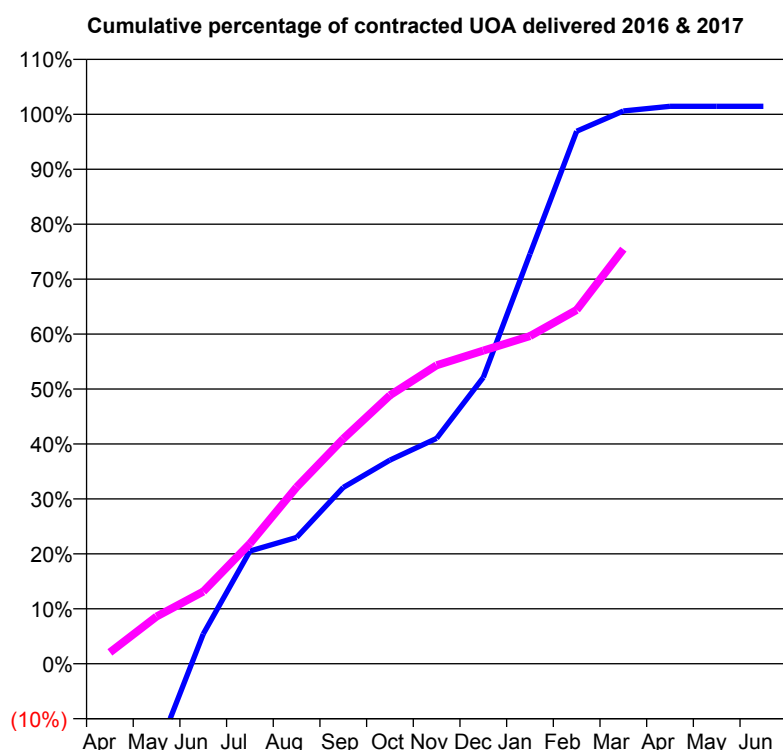
**Q54 - Vital Signs Orthodontic At a Glance Contract Report for 325708/0016 - March 2017**

Name or company name	Balbir S Bhandal, Amrik S Bhandal & Baljit
Contract type name	GDS Contract
Purpose of contract	General and Orthodontic
Contract start date	01/04/2006
Contract end date	

16/17 Contracted general activity (UDA)	57,385
Carry forward general activity (UDA)	851
16/17 Contracted orthodontic activity (UOA)	6,832
Carry forward orthodontic activity (UOA)	-12
Baseline contract value	£1,944,170.06

**ACCESS**

	Contract	England and Wales
24 month ratio of assessments to patient IDs	1.13	1.09

**ACTIVITY**


Month	Adjusted Scheduled Activity (UOA)	
	2016	2017
April	-1,884	141
May	-843	588
June	279	897
July	1,057	1,495
August	1,184	2,196
September	1,653	2,797
October	1,910	3,338
November	2,113	3,711
December	2,685	3,894
January	3,843	4,075
February	4,993	4,399
March	5,183	5,155
April	5,227	
May	5,227	
June	5,227	

**QUALITY**

	Contract Quantity	Contract Base Number	Contract *	Region	England
% of all assessments that were assess and fit appliances (rolling 12 month period)	237	437	54.2%	55.8%	56.6%
% of all assessments that were assess and refuse (rolling 12 month period)	64	437	14.6%	11.1%	11.8%
% of all assessments that were assess and review (rolling 12 month period)	136	437	31.1%	33.1%	31.6%
% of terminated courses where treatment was abandoned or discontinued (rolling 12 month period)	111	230	48.3%	8.6%	7.7%
% of completed treatments indicating that PAR score was taken (year to date)	116	119	97.5%	57.9%	58.4%
Rate of removable appliances per 100 fixed appliances - proposed treatment (rolling 12 month period)	84	259	32.43	7.01	5.64
Rate of removable appliances per 100 fixed appliances - completed treatment (rolling 12 month period)	8	234	3.42	6.51	4.81
% of courses of treatment with removable appliances only - proposed treatment (rolling 12 month period)	84	237	35.4%	2.5%	2.0%
% of courses of treatment with removable appliances only - completed treatment (rolling 12 month period)	0	119	0.0%	1.6%	1.5%
% of patients satisfied with the treatment they have received (rolling 12 month period)	11	11	100.0%	95.3%	96.0%

\* Figures in italics indicate that the base number is less than 100.

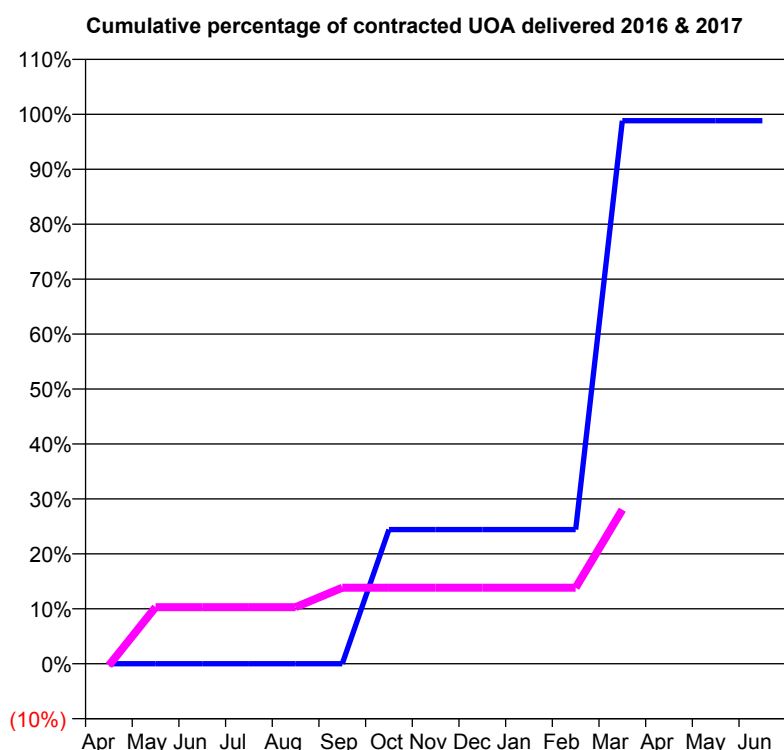
**Q54 - Vital Signs Orthodontic At a Glance Contract Report for 325708/0018 - March 2017**

Name or company name	Balbir S Bhandal, Amrik S Bhandal & Baljit
Contract type name	GDS Contract
Purpose of contract	General and Orthodontic
Contract start date	01/04/2006
Contract end date	

16/17 Contracted general activity (UDA)	15,769
Carry forward general activity (UDA)	120
16/17 Contracted orthodontic activity (UOA)	592
Carry forward orthodontic activity (UOA)	2
Baseline contract value	£386,074.89

**ACCESS**

	Contract	England and Wales
24 month ratio of assessments to patient IDs	1.00	1.09

**ACTIVITY**


Month	Adjusted Scheduled Activity (UOA)	
	2016	2017
April	0	-2
May	0	61
June	0	61
July	0	61
August	0	61
September	0	82
October	42	82
November	42	82
December	42	82
January	42	82
February	42	82
March	170	166
April	170	
May	170	
June	170	

**QUALITY**

	Contract Quantity	Contract Base Number	Contract *	Region	England
% of all assessments that were assess and fit appliances (rolling 12 month period)	8	8	100.0%	55.8%	56.6%
% of all assessments that were assess and refuse (rolling 12 month period)	0	8	0.0%	11.1%	11.8%
% of all assessments that were assess and review (rolling 12 month period)	0	8	0.0%	33.1%	31.6%
% of terminated courses where treatment was abandoned or discontinued (rolling 12 month period)	4	8	50.0%	8.6%	7.7%
% of completed treatments indicating that PAR score was taken (year to date)	4	4	100.0%	57.9%	58.4%
Rate of removable appliances per 100 fixed appliances - proposed treatment (rolling 12 month period)	6	4	150.00	7.01	5.64
Rate of removable appliances per 100 fixed appliances - completed treatment (rolling 12 month period)	0	8	0.00	6.51	4.81
% of courses of treatment with removable appliances only - proposed treatment (rolling 12 month period)	6	8	75.0%	2.5%	2.0%
% of courses of treatment with removable appliances only - completed treatment (rolling 12 month period)	0	4	0.0%	1.6%	1.5%
% of patients satisfied with the treatment they have received (rolling 12 month period)	1	1	100.0%	95.3%	96.0%

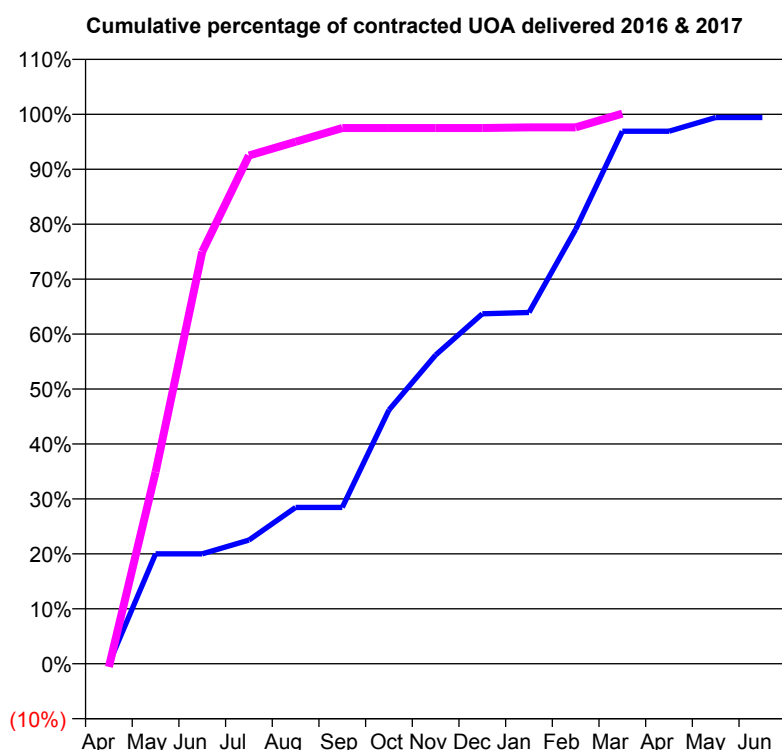
\* Figures in italics indicate that the base number is less than 100.

**Q54 - Vital Signs Orthodontic At a Glance Contract Report for 325708/0020 - March 2017**

Name or company name	MR BS BHANDAL
Contract type name	PDS Contract
Purpose of contract	Orthodontic
Contract start date	01/04/2006
Contract end date	31/03/2018

16/17 Contracted general activity (UDA)	0
Carry forward general activity (UDA)	0
16/17 Contracted orthodontic activity (UOA)	840
Carry forward orthodontic activity (UOA)	5
Baseline contract value	£55,749.72

ACCESS	Contract	England and Wales
24 month ratio of assessments to patient IDs	1.01	1.09

**ACTIVITY**


Month	Adjusted Scheduled Activity (UOA)	
	2016	2017
April	0	-5
May	168	293
June	168	630
July	189	777
August	239	798
September	239	819
October	388	819
November	472	819
December	535	819
January	537	820
February	664	820
March	814	841
April	814	
May	835	
June	835	

QUALITY	Contract Quantity	Contract Base Number	Contract *	Region	England
% of all assessments that were assess and fit appliances (rolling 12 month period)	41	47	87.2%	55.8%	56.6%
% of all assessments that were assess and refuse (rolling 12 month period)	5	47	10.6%	11.1%	11.8%
% of all assessments that were assess and review (rolling 12 month period)	1	47	2.1%	33.1%	31.6%
% of terminated courses where treatment was abandoned or discontinued (rolling 12 month period)	12	30	40.0%	8.6%	7.7%
% of completed treatments indicating that PAR score was taken (year to date)	18	18	100.0%	57.9%	58.4%
Rate of removable appliances per 100 fixed appliances - proposed treatment (rolling 12 month period)	16	36	44.44	7.01	5.64
Rate of removable appliances per 100 fixed appliances - completed treatment (rolling 12 month period)	1	36	2.78	6.51	4.81
% of courses of treatment with removable appliances only - proposed treatment (rolling 12 month period)	16	41	39.0%	2.5%	2.0%
% of courses of treatment with removable appliances only - completed treatment (rolling 12 month period)	0	18	0.0%	1.6%	1.5%
% of patients satisfied with the treatment they have received (rolling 12 month period)	2	3	66.7%	95.3%	96.0%

\* Figures in italics indicate that the base number is less than 100.

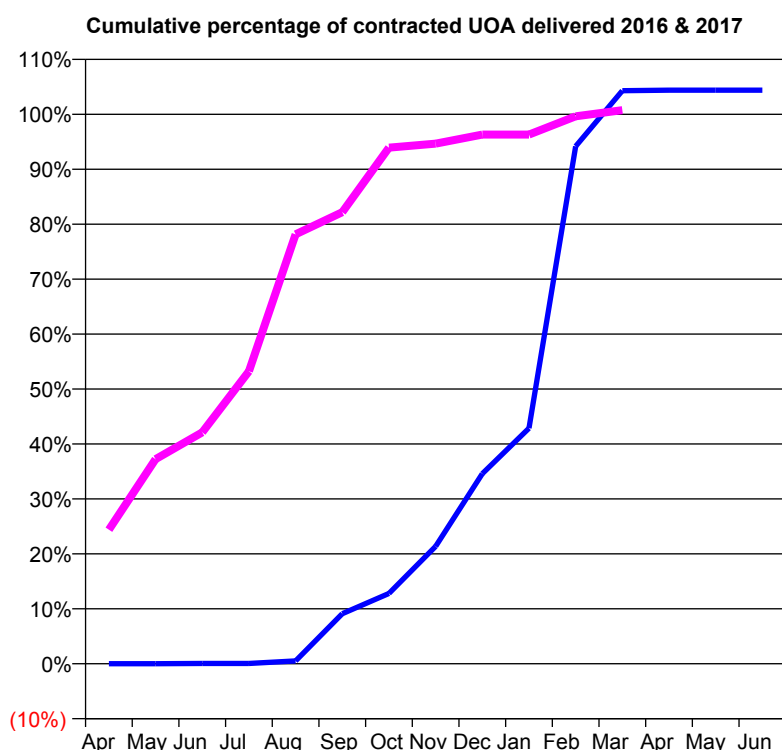
**Q54 - Vital Signs Orthodontic At a Glance Contract Report for 325708/0031 - March 2017**

Name or company name	MR BS BHANDAL
Contract type name	PDS Contract
Purpose of contract	Orthodontic
Contract start date	01/04/2015
Contract end date	31/03/2018

16/17 Contracted general activity (UDA)	0
Carry forward general activity (UDA)	0
16/17 Contracted orthodontic activity (UOA)	1,890
Carry forward orthodontic activity (UOA)	-38
Baseline contract value	£113,795.26

**ACCESS**

	Contract	England and Wales
24 month ratio of assessments to patient IDs	1.04	1.09

**ACTIVITY**


Month	Adjusted Scheduled Activity (UOA)	
	2016	2017
April	0	461
May	0	704
June	1	796
July	1	1,006
August	10	1,477
September	172	1,553
October	242	1,775
November	404	1,789
December	654	1,820
January	810	1,820
February	1,780	1,883
March	1,971	1,904
April	1,973	
May	1,973	
June	1,973	

**QUALITY**

	Contract Quantity	Contract Base Number	Contract *	Region	England
% of all assessments that were assess and fit appliances (rolling 12 month period)	85	162	52.5%	55.8%	56.6%
% of all assessments that were assess and refuse (rolling 12 month period)	29	162	17.9%	11.1%	11.8%
% of all assessments that were assess and review (rolling 12 month period)	48	162	29.6%	33.1%	31.6%
% of terminated courses where treatment was abandoned or discontinued (rolling 12 month period)	8	10	80.0%	8.6%	7.7%
% of completed treatments indicating that PAR score was taken (year to date)	2	2	100.0%	57.9%	58.4%
Rate of removable appliances per 100 fixed appliances - proposed treatment (rolling 12 month period)	25	96	26.04	7.01	5.64
Rate of removable appliances per 100 fixed appliances - completed treatment (rolling 12 month period)	0	4	0.00	6.51	4.81
% of courses of treatment with removable appliances only - proposed treatment (rolling 12 month period)	25	85	29.4%	2.5%	2.0%
% of courses of treatment with removable appliances only - completed treatment (rolling 12 month period)	0	2	0.0%	1.6%	1.5%
% of patients satisfied with the treatment they have received (rolling 12 month period)	0	1	0.0%	95.3%	96.0%

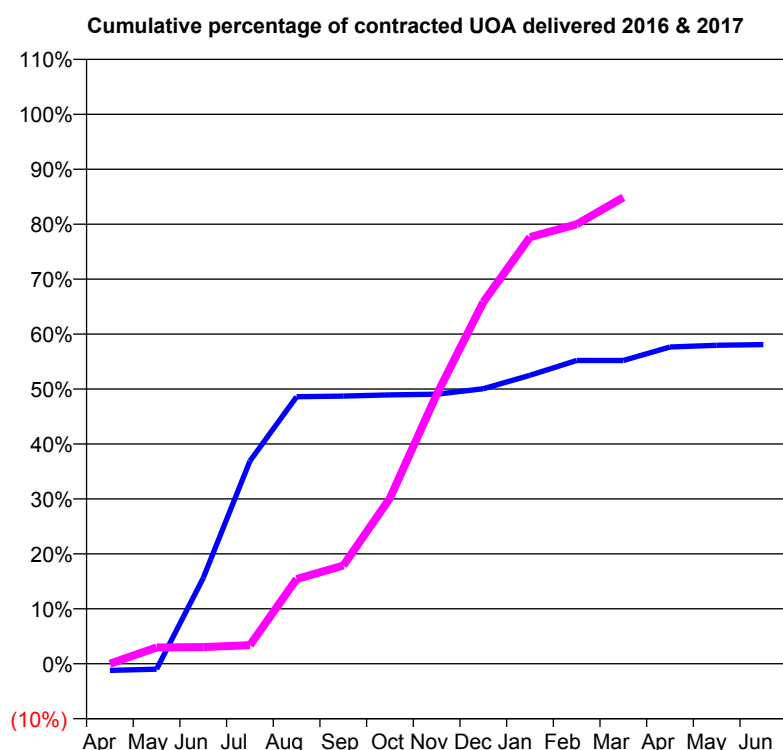
\* Figures in italics indicate that the base number is less than 100.

**Q54 - Vital Signs Orthodontic At a Glance Contract Report for 331902/0001 - March 2017**

Name or company name	MR MA PLUMB	16/17 Contracted general activity (UDA)	500
Contract type name	GDS Contract	Carry forward general activity (UDA)	0
Purpose of contract	General and Orthodontic	16/17 Contracted orthodontic activity (UOA)	897
Contract start date	01/04/2006	Carry forward orthodontic activity (UOA)	0
Contract end date		Baseline contract value	£72,159.25

**ACCESS**

	Contract	England and Wales
24 month ratio of assessments to patient IDs	1.05	1.09

**ACTIVITY**


Month	Adjusted Scheduled Activity (UOA)	
	2016	2017
April	-11	0
May	-9	27
June	140	27
July	331	30
August	436	138
September	437	160
October	439	270
November	440	439
December	449	590
January	471	696
February	495	717
March	495	761
April	517	
May	520	
June	521	

**QUALITY**

	Contract Quantity	Contract Base Number	Contract *	Region	England
% of all assessments that were assess and fit appliances (rolling 12 month period)	52	91	57.1%	55.8%	56.6%
% of all assessments that were assess and refuse (rolling 12 month period)	13	91	14.3%	11.1%	11.8%
% of all assessments that were assess and review (rolling 12 month period)	26	91	28.6%	33.1%	31.6%
% of terminated courses where treatment was abandoned or discontinued (rolling 12 month period)	1	3	33.3%	8.6%	7.7%
% of completed treatments indicating that PAR score was taken (year to date)	2	2	100.0%	57.9%	58.4%
Rate of removable appliances per 100 fixed appliances - proposed treatment (rolling 12 month period)	18	100	18.00	7.01	5.64
Rate of removable appliances per 100 fixed appliances - completed treatment (rolling 12 month period)	0	4	0.00	6.51	4.81
% of courses of treatment with removable appliances only - proposed treatment (rolling 12 month period)	0	52	0.0%	2.5%	2.0%
% of courses of treatment with removable appliances only - completed treatment (rolling 12 month period)	0	2	0.0%	1.6%	1.5%
% of patients satisfied with the treatment they have received (rolling 12 month period)	1	1	100.0%	95.3%	96.0%

\* Figures in italics indicate that the base number is less than 100.

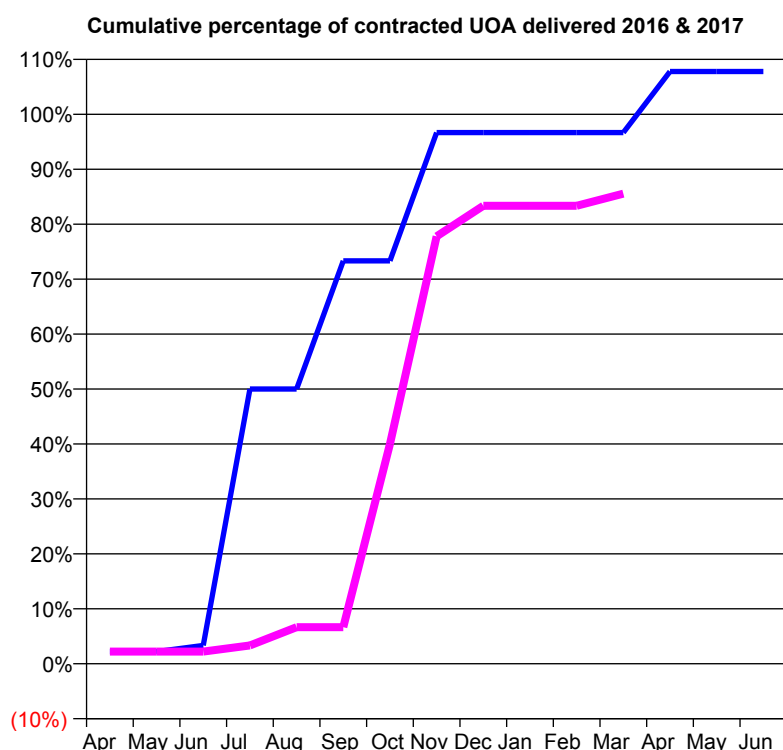
**Q54 - Vital Signs Orthodontic At a Glance Contract Report for 357022/0002 - March 2017**

Name or company name	MR FV ELIA
Contract type name	GDS Contract
Purpose of contract	General and Orthodontic
Contract start date	01/04/2012
Contract end date	

16/17 Contracted general activity (UDA)	8,918
Carry forward general activity (UDA)	-138
16/17 Contracted orthodontic activity (UOA)	90
Carry forward orthodontic activity (UOA)	-2
Baseline contract value	£262,551.94

**ACCESS**

	Contract	England and Wales
24 month ratio of assessments to patient IDs	1.14	1.09

**ACTIVITY**


Month	Adjusted Scheduled Activity (UOA)	
	2016	2017
April	2	2
May	2	2
June	3	2
July	45	3
August	45	6
September	66	6
October	66	36
November	87	70
December	87	75
January	87	75
February	87	75
March	87	77
April	97	
May	97	
June	97	

**QUALITY**

	Contract Quantity	Contract Base Number	Contract *	Region	England
% of all assessments that were assess and fit appliances (rolling 12 month period)	2	43	4.7%	55.8%	56.6%
% of all assessments that were assess and refuse (rolling 12 month period)	3	43	7.0%	11.1%	11.8%
% of all assessments that were assess and review (rolling 12 month period)	38	43	88.4%	33.1%	31.6%
% of terminated courses where treatment was abandoned or discontinued (rolling 12 month period)	0	6	0.0%	8.6%	7.7%
% of completed treatments indicating that PAR score was taken (year to date)	0	6	0.0%	57.9%	58.4%
Rate of removable appliances per 100 fixed appliances - proposed treatment (rolling 12 month period)	0	2	0.00	7.01	5.64
Rate of removable appliances per 100 fixed appliances - completed treatment (rolling 12 month period)	0	0	N/A	6.51	4.81
% of courses of treatment with removable appliances only - proposed treatment (rolling 12 month period)	0	2	0.0%	2.5%	2.0%
% of courses of treatment with removable appliances only - completed treatment (rolling 12 month period)	0	6	0.0%	1.6%	1.5%
% of patients satisfied with the treatment they have received (rolling 12 month period)	0	0	N/A	95.3%	96.0%

\* Figures in italics indicate that the base number is less than 100.

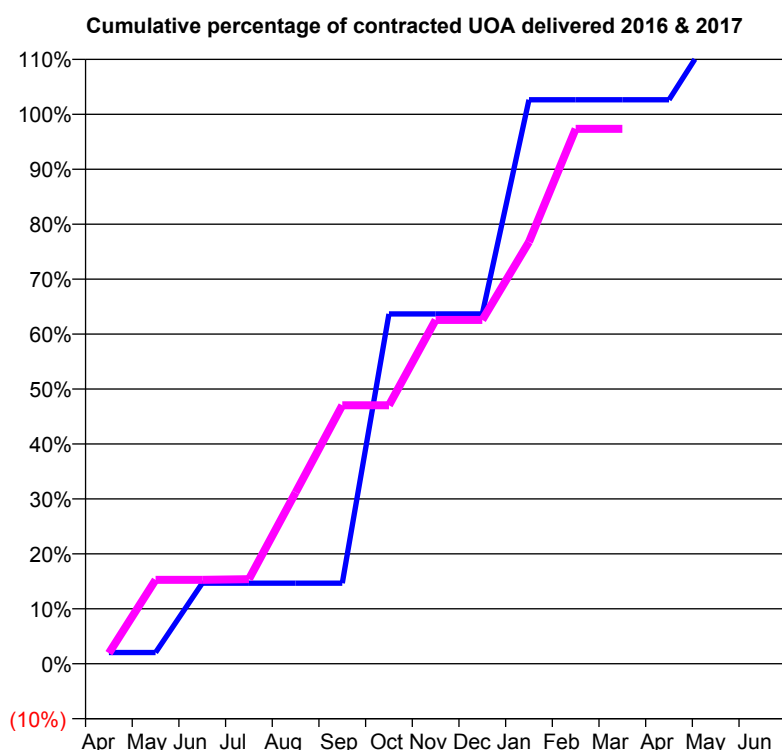
**Q54 - Vital Signs Orthodontic At a Glance Contract Report for 569739/0001 - March 2017**

Name or company name	MR AJ ADEY
Contract type name	PDS Contract
Purpose of contract	Orthodontic
Contract start date	01/04/2006
Contract end date	31/03/2018

16/17 Contracted general activity (UDA)	0
Carry forward general activity (UDA)	0
16/17 Contracted orthodontic activity (UOA)	831
Carry forward orthodontic activity (UOA)	-16
Baseline contract value	£52,359.02

**ACCESS**

	Contract	England and Wales
24 month ratio of assessments to patient IDs	1.06	1.09

**ACTIVITY**


Month	Adjusted Scheduled Activity (UOA)	
	2016	2017
April	17	16
May	17	127
June	122	127
July	122	128
August	122	259
September	122	391
October	529	391
November	529	520
December	529	520
January	853	638
February	853	809
March	853	809
April	853	
May	963	
June	963	

**QUALITY**

	Contract Quantity	Contract Base Number	Contract *	Region	England
% of all assessments that were assess and fit appliances (rolling 12 month period)	45	83	54.2%	55.8%	56.6%
% of all assessments that were assess and refuse (rolling 12 month period)	18	83	21.7%	11.1%	11.8%
% of all assessments that were assess and review (rolling 12 month period)	20	83	24.1%	33.1%	31.6%
% of terminated courses where treatment was abandoned or discontinued (rolling 12 month period)	1	12	8.3%	8.6%	7.7%
% of completed treatments indicating that PAR score was taken (year to date)	10	11	90.9%	57.9%	58.4%
Rate of removable appliances per 100 fixed appliances - proposed treatment (rolling 12 month period)	3	79	3.80	7.01	5.64
Rate of removable appliances per 100 fixed appliances - completed treatment (rolling 12 month period)	1	19	5.26	6.51	4.81
% of courses of treatment with removable appliances only - proposed treatment (rolling 12 month period)	3	45	6.7%	2.5%	2.0%
% of courses of treatment with removable appliances only - completed treatment (rolling 12 month period)	1	11	9.1%	1.6%	1.5%
% of patients satisfied with the treatment they have received (rolling 12 month period)	0	0	N/A	95.3%	96.0%

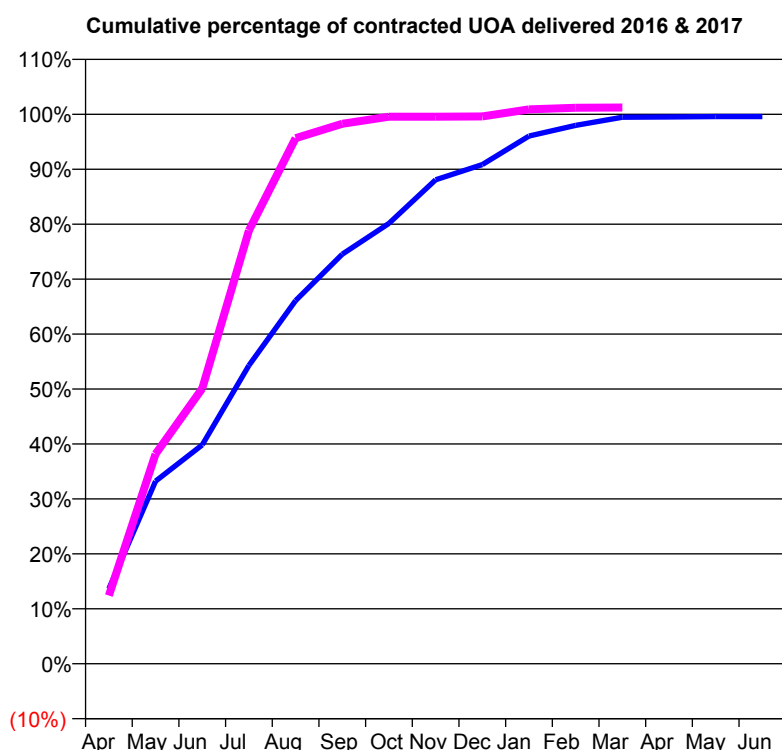
\* Figures in italics indicate that the base number is less than 100.

**Q54 - Vital Signs Orthodontic At a Glance Contract Report for 573086/0002 - March 2017**

Name or company name	MR EJ CROUCH
Contract type name	PDS Contract
Purpose of contract	Orthodontic
Contract start date	01/04/2006
Contract end date	31/03/2018

16/17 Contracted general activity (UDA)	0
Carry forward general activity (UDA)	0
16/17 Contracted orthodontic activity (UOA)	1,637
Carry forward orthodontic activity (UOA)	7
Baseline contract value	£108,797.24

ACCESS	Contract	England and Wales
24 month ratio of assessments to patient IDs	1.08	1.09

**ACTIVITY**


Month	Adjusted Scheduled Activity (UOA)	
	2016	2017
April	224	203
May	544	625
June	652	820
July	889	1,291
August	1,082	1,566
September	1,220	1,609
October	1,312	1,630
November	1,442	1,630
December	1,487	1,631
January	1,572	1,652
February	1,604	1,656
March	1,628	1,657
April	1,629	
May	1,630	
June	1,630	

QUALITY	Contract Quantity	Contract Base Number	Contract *	Region	England
% of all assessments that were assess and fit appliances (rolling 12 month period)	81	86	94.2%	55.8%	56.6%
% of all assessments that were assess and refuse (rolling 12 month period)	1	86	1.2%	11.1%	11.8%
% of all assessments that were assess and review (rolling 12 month period)	4	86	4.7%	33.1%	31.6%
% of terminated courses where treatment was abandoned or discontinued (rolling 12 month period)	3	89	3.4%	8.6%	7.7%
% of completed treatments indicating that PAR score was taken (year to date)	46	86	53.5%	57.9%	58.4%
Rate of removable appliances per 100 fixed appliances - proposed treatment (rolling 12 month period)	10	153	6.54	7.01	5.64
Rate of removable appliances per 100 fixed appliances - completed treatment (rolling 12 month period)	8	96	8.33	6.51	4.81
% of courses of treatment with removable appliances only - proposed treatment (rolling 12 month period)	3	81	3.7%	2.5%	2.0%
% of courses of treatment with removable appliances only - completed treatment (rolling 12 month period)	1	86	1.2%	1.6%	1.5%
% of patients satisfied with the treatment they have received (rolling 12 month period)	1	1	100.0%	95.3%	96.0%

\* Figures in italics indicate that the base number is less than 100.



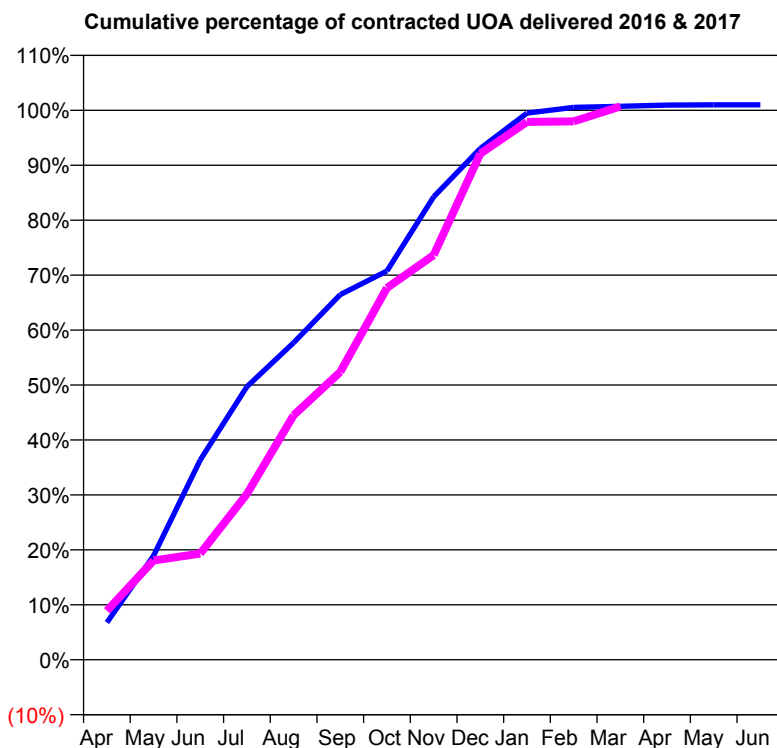
**Q54 - Vital Signs Orthodontic At a Glance Contract Report for 619744/0004 - March 2017**

Name or company name	MR AM WILLIAMS
Contract type name	GDS Contract
Purpose of contract	General and Orthodontic
Contract start date	01/07/2012
Contract end date	

16/17 Contracted general activity (UDA)	42,273
Carry forward general activity (UDA)	0
16/17 Contracted orthodontic activity (UOA)	1,974
Carry forward orthodontic activity (UOA)	-20
Baseline contract value	£1,101,102.19

**ACCESS**

	Contract	England and Wales
24 month ratio of assessments to patient IDs	1.09	1.09

**ACTIVITY**


Month	Adjusted Scheduled Activity (UOA)	
	2016	2017
April	134	176
May	374	357
June	718	382
July	981	596
August	1,139	878
September	1,312	1,034
October	1,397	1,336
November	1,663	1,454
December	1,837	1,818
January	1,964	1,932
February	1,985	1,934
March	1,988	1,988
April	1,993	
May	1,994	
June	1,994	

**QUALITY**

	Contract Quantity	Contract Base Number	Contract *	Region	England
% of all assessments that were assess and fit appliances (rolling 12 month period)	90	179	50.3%	55.8%	56.6%
% of all assessments that were assess and refuse (rolling 12 month period)	9	179	5.0%	11.1%	11.8%
% of all assessments that were assess and review (rolling 12 month period)	80	179	44.7%	33.1%	31.6%
% of terminated courses where treatment was abandoned or discontinued (rolling 12 month period)	11	97	11.3%	8.6%	7.7%
% of completed treatments indicating that PAR score was taken (year to date)	25	86	29.1%	57.9%	58.4%
Rate of removable appliances per 100 fixed appliances - proposed treatment (rolling 12 month period)	23	8	287.50	7.01	5.64
Rate of removable appliances per 100 fixed appliances - completed treatment (rolling 12 month period)	63	162	38.89	6.51	4.81
% of courses of treatment with removable appliances only - proposed treatment (rolling 12 month period)	23	90	25.6%	2.5%	2.0%
% of courses of treatment with removable appliances only - completed treatment (rolling 12 month period)	0	86	0.0%	1.6%	1.5%
% of patients satisfied with the treatment they have received (rolling 12 month period)	5	5	100.0%	95.3%	96.0%

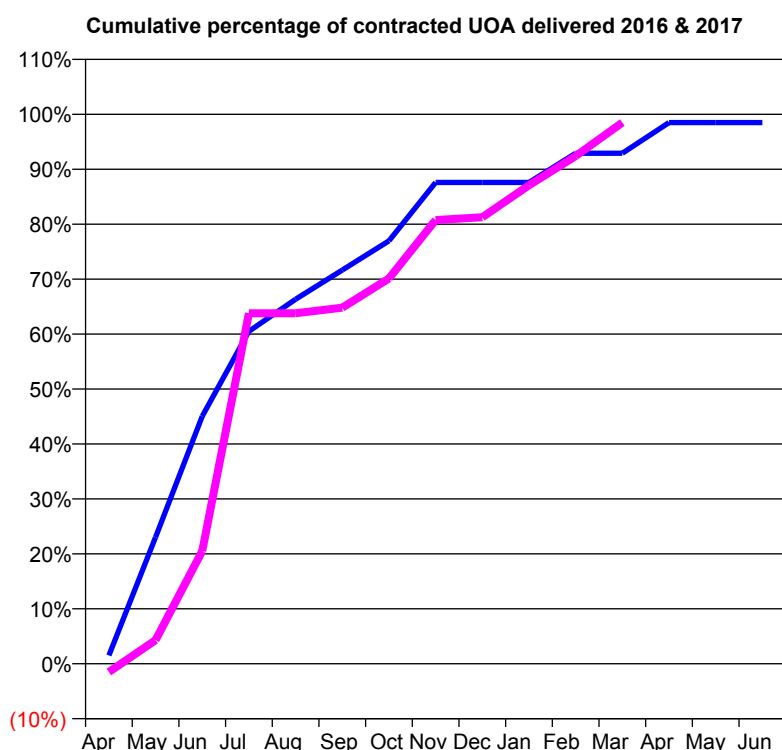
\* Figures in italics indicate that the base number is less than 100.

**Q54 - Vital Signs Orthodontic At a Glance Contract Report for 630179/0001 - March 2017**

Name or company name	MR SG HAMBLETON
Contract type name	GDS Contract
Purpose of contract	General and Orthodontic
Contract start date	01/04/2006
Contract end date	

16/17 Contracted general activity (UDA)	13,502
Carry forward general activity (UDA)	-270
16/17 Contracted orthodontic activity (UOA)	395
Carry forward orthodontic activity (UOA)	6
Baseline contract value	£347,973.66

ACCESS	Contract	England and Wales
24 month ratio of assessments to patient IDs	1.00	1.09

**ACTIVITY**


Month	Adjusted Scheduled Activity (UOA)	
	2016	2017
April	6	-6
May	91	17
June	178	81
July	239	252
August	262	252
September	283	256
October	304	277
November	346	319
December	346	321
January	346	344
February	367	365
March	367	389
April	389	
May	389	
June	389	

QUALITY	Contract Quantity	Contract Base Number	Contract *	Region	England
% of all assessments that were assess and fit appliances (rolling 12 month period)	19	35	54.3%	55.8%	56.6%
% of all assessments that were assess and refuse (rolling 12 month period)	1	35	2.9%	11.1%	11.8%
% of all assessments that were assess and review (rolling 12 month period)	15	35	42.9%	33.1%	31.6%
% of terminated courses where treatment was abandoned or discontinued (rolling 12 month period)	1	27	3.7%	8.6%	7.7%
% of completed treatments indicating that PAR score was taken (year to date)	26	26	100.0%	57.9%	58.4%
Rate of removable appliances per 100 fixed appliances - proposed treatment (rolling 12 month period)	7	36	19.44	7.01	5.64
Rate of removable appliances per 100 fixed appliances - completed treatment (rolling 12 month period)	0	0	N/A	6.51	4.81
% of courses of treatment with removable appliances only - proposed treatment (rolling 12 month period)	0	19	0.0%	2.5%	2.0%
% of courses of treatment with removable appliances only - completed treatment (rolling 12 month period)	0	26	0.0%	1.6%	1.5%
% of patients satisfied with the treatment they have received (rolling 12 month period)	0	0	N/A	95.3%	96.0%

\* Figures in italics indicate that the base number is less than 100.

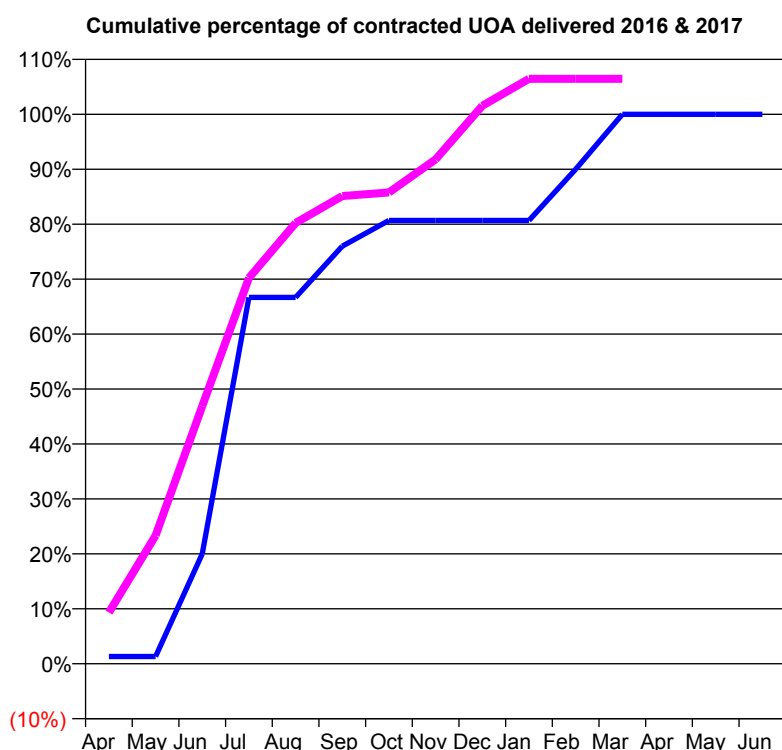
**Q54 - Vital Signs Orthodontic At a Glance Contract Report for 638633/0005 - March 2017**

Name or company name	Balbir S Bhandal, Amrik S Bhandal & Baljit
Contract type name	GDS Contract
Purpose of contract	General and Orthodontic
Contract start date	01/04/2006
Contract end date	

16/17 Contracted general activity (UDA)	2,045
Carry forward general activity (UDA)	71
16/17 Contracted orthodontic activity (UOA)	450
Carry forward orthodontic activity (UOA)	0
Baseline contract value	£74,193.80

**ACCESS**

	Contract	England and Wales
24 month ratio of assessments to patient IDs	1.00	1.09

**ACTIVITY**


Month	Adjusted Scheduled Activity (UOA)	
	2016	2017
April	6	42
May	6	105
June	90	211
July	300	316
August	300	361
September	342	383
October	363	386
November	363	413
December	363	457
January	363	479
February	405	479
March	450	479
April	450	
May	450	
June	450	

**QUALITY**

	Contract Quantity	Contract Base Number	Contract *	Region	England
% of all assessments that were assess and fit appliances (rolling 12 month period)	22	39	56.4%	55.8%	56.6%
% of all assessments that were assess and refuse (rolling 12 month period)	6	39	15.4%	11.1%	11.8%
% of all assessments that were assess and review (rolling 12 month period)	11	39	28.2%	33.1%	31.6%
% of terminated courses where treatment was abandoned or discontinued (rolling 12 month period)	3	25	12.0%	8.6%	7.7%
% of completed treatments indicating that PAR score was taken (year to date)	19	22	86.4%	57.9%	58.4%
Rate of removable appliances per 100 fixed appliances - proposed treatment (rolling 12 month period)	1	6	16.67	7.01	5.64
Rate of removable appliances per 100 fixed appliances - completed treatment (rolling 12 month period)	3	18	16.67	6.51	4.81
% of courses of treatment with removable appliances only - proposed treatment (rolling 12 month period)	1	22	4.5%	2.5%	2.0%
% of courses of treatment with removable appliances only - completed treatment (rolling 12 month period)	0	22	0.0%	1.6%	1.5%
% of patients satisfied with the treatment they have received (rolling 12 month period)	0	0	N/A	95.3%	96.0%

\* Figures in italics indicate that the base number is less than 100.

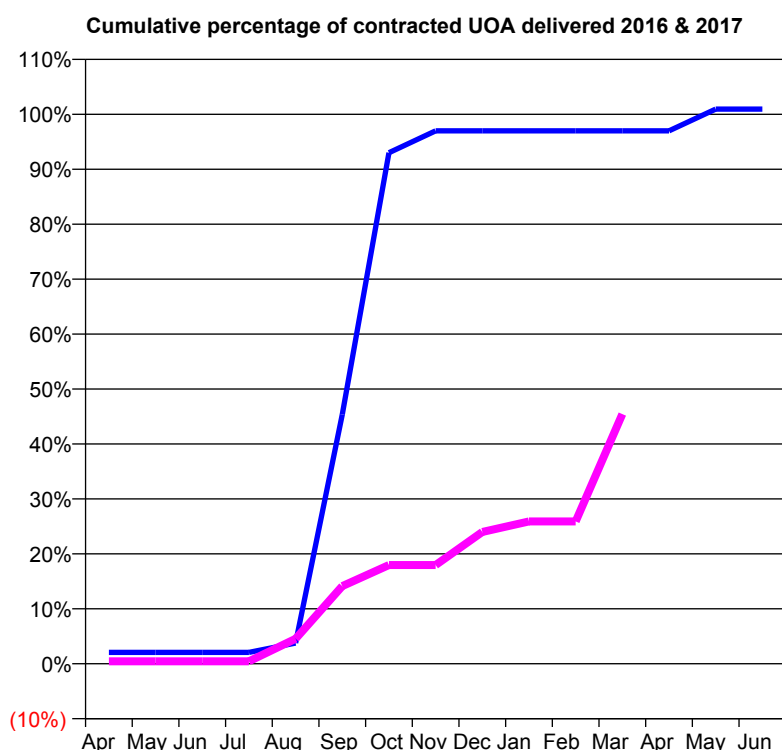
**Q54 - Vital Signs Orthodontic At a Glance Contract Report for 638633/0011 - March 2017**

Name or company name	Balbir S Bhandal, Amrik S Bhandal & Baljit
Contract type name	GDS Contract
Purpose of contract	General and Orthodontic
Contract start date	01/04/2006
Contract end date	

16/17 Contracted general activity (UDA)	13,730
Carry forward general activity (UDA)	350
16/17 Contracted orthodontic activity (UOA)	1,096
Carry forward orthodontic activity (UOA)	-5
Baseline contract value	£369,495.22

**ACCESS**

	Contract	England and Wales
24 month ratio of assessments to patient IDs	1.08	1.09

**ACTIVITY**


Month	Adjusted Scheduled Activity (UOA)	
	2016	2017
April	11	5
May	11	5
June	11	5
July	11	5
August	20	50
September	240	155
October	492	197
November	513	197
December	513	263
January	513	284
February	513	284
March	513	498
April	513	
May	534	
June	534	

**QUALITY**

	Contract Quantity	Contract Base Number	Contract *	Region	England
% of all assessments that were assess and fit appliances (rolling 12 month period)	24	34	70.6%	55.8%	56.6%
% of all assessments that were assess and refuse (rolling 12 month period)	2	34	5.9%	11.1%	11.8%
% of all assessments that were assess and review (rolling 12 month period)	8	34	23.5%	33.1%	31.6%
% of terminated courses where treatment was abandoned or discontinued (rolling 12 month period)	3	16	18.8%	8.6%	7.7%
% of completed treatments indicating that PAR score was taken (year to date)	13	13	100.0%	57.9%	58.4%
Rate of removable appliances per 100 fixed appliances - proposed treatment (rolling 12 month period)	12	22	54.55	7.01	5.64
Rate of removable appliances per 100 fixed appliances - completed treatment (rolling 12 month period)	2	20	10.00	6.51	4.81
% of courses of treatment with removable appliances only - proposed treatment (rolling 12 month period)	12	24	50.0%	2.5%	2.0%
% of courses of treatment with removable appliances only - completed treatment (rolling 12 month period)	0	13	0.0%	1.6%	1.5%
% of patients satisfied with the treatment they have received (rolling 12 month period)	4	4	100.0%	95.3%	96.0%

\* Figures in italics indicate that the base number is less than 100.

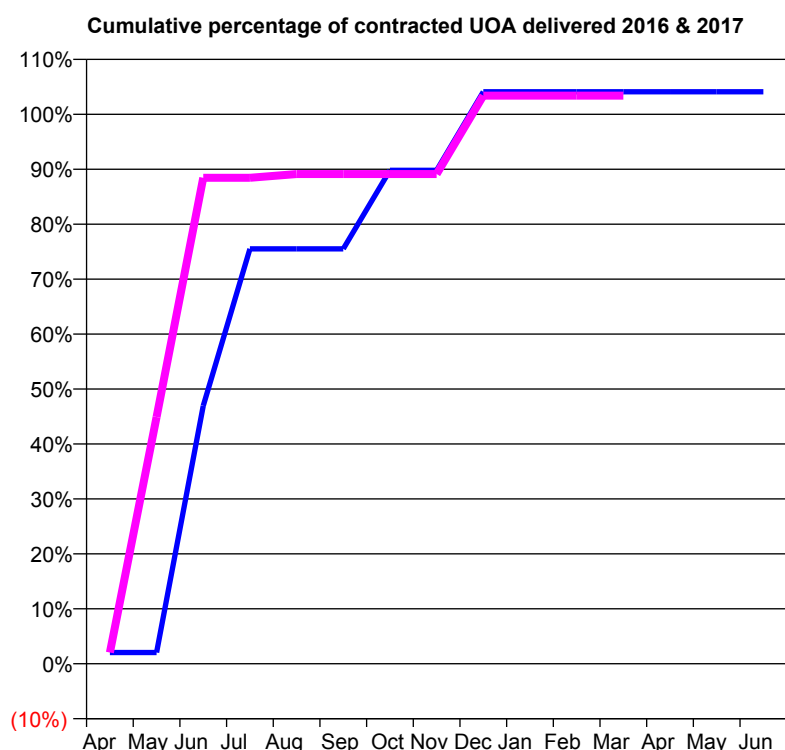
**Q54 - Vital Signs Orthodontic At a Glance Contract Report for 638633/0019 - March 2017**

Name or company name	Balbir S Bhandal, Amrik S Bhandal & Baljit
Contract type name	GDS Contract
Purpose of contract	General and Orthodontic
Contract start date	01/04/2006
Contract end date	

16/17 Contracted general activity (UDA)	2,037
Carry forward general activity (UDA)	9
16/17 Contracted orthodontic activity (UOA)	147
Carry forward orthodontic activity (UOA)	-3
Baseline contract value	£53,435.21

**ACCESS**

	Contract	England and Wales
24 month ratio of assessments to patient IDs	1.00	1.09

**ACTIVITY**


Month	Adjusted Scheduled Activity (UOA)	
	2016	2017
April	3	3
May	3	66
June	69	130
July	111	130
August	111	131
September	111	131
October	132	131
November	132	131
December	153	152
January	153	152
February	153	152
March	153	152
April	153	
May	153	
June	153	

**QUALITY**

	Contract Quantity	Contract Base Number	Contract *	Region	England
% of all assessments that were assess and fit appliances (rolling 12 month period)	7	9	77.8%	55.8%	56.6%
% of all assessments that were assess and refuse (rolling 12 month period)	0	9	0.0%	11.1%	11.8%
% of all assessments that were assess and review (rolling 12 month period)	2	9	22.2%	33.1%	31.6%
% of terminated courses where treatment was abandoned or discontinued (rolling 12 month period)	0	8	0.0%	8.6%	7.7%
% of completed treatments indicating that PAR score was taken (year to date)	8	8	100.0%	57.9%	58.4%
Rate of removable appliances per 100 fixed appliances - proposed treatment (rolling 12 month period)	0	1	0.00	7.01	5.64
Rate of removable appliances per 100 fixed appliances - completed treatment (rolling 12 month period)	1	5	20.00	6.51	4.81
% of courses of treatment with removable appliances only - proposed treatment (rolling 12 month period)	0	7	0.0%	2.5%	2.0%
% of courses of treatment with removable appliances only - completed treatment (rolling 12 month period)	0	8	0.0%	1.6%	1.5%
% of patients satisfied with the treatment they have received (rolling 12 month period)	1	1	100.0%	95.3%	96.0%

\* Figures in italics indicate that the base number is less than 100.

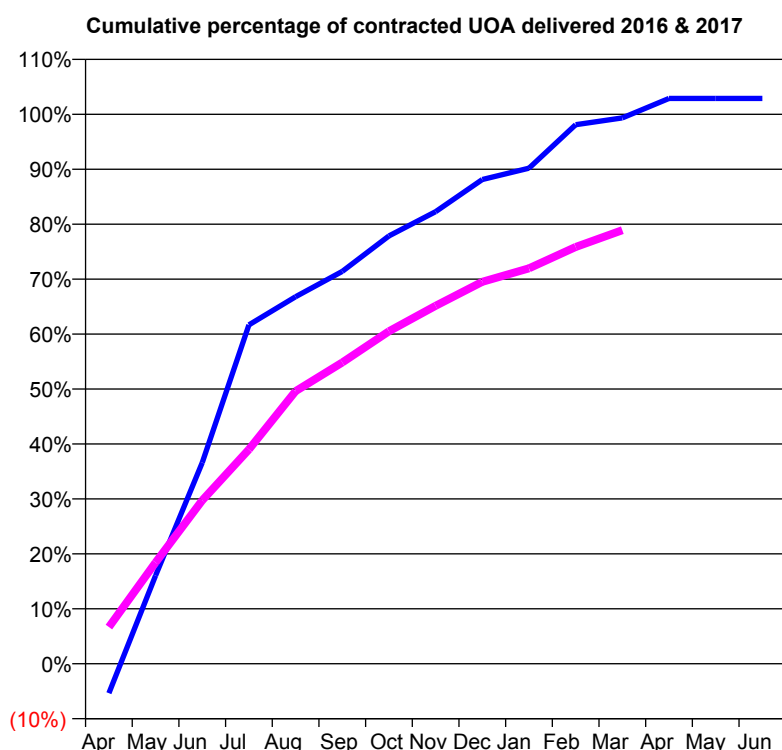
**Q54 - Vital Signs Orthodontic At a Glance Contract Report for 638633/0020 - March 2017**

Name or company name	Balbir S Bhandal, Amrik S Bhandal & Baljit
Contract type name	GDS Contract
Purpose of contract	General and Orthodontic
Contract start date	01/04/2006
Contract end date	

16/17 Contracted general activity (UDA)	97,227
Carry forward general activity (UDA)	-1,836
16/17 Contracted orthodontic activity (UOA)	7,918
Carry forward orthodontic activity (UOA)	-95
Baseline contract value	£3,609,752.74

**ACCESS**

	Contract	England and Wales
24 month ratio of assessments to patient IDs	1.09	1.09

**ACTIVITY**


Month	Adjusted Scheduled Activity (UOA)	
	2016	2017
April	-335	530
May	1,002	1,460
June	2,284	2,354
July	3,847	3,088
August	4,167	3,929
September	4,455	4,341
October	4,857	4,792
November	5,132	5,158
December	5,498	5,504
January	5,626	5,698
February	6,120	6,005
March	6,196	6,248
April	6,417	
May	6,417	
June	6,417	

**QUALITY**

	Contract Quantity	Contract Base Number	Contract *	Region	England
% of all assessments that were assess and fit appliances (rolling 12 month period)	296	442	67.0%	55.8%	56.6%
% of all assessments that were assess and refuse (rolling 12 month period)	53	442	12.0%	11.1%	11.8%
% of all assessments that were assess and review (rolling 12 month period)	93	442	21.0%	33.1%	31.6%
% of terminated courses where treatment was abandoned or discontinued (rolling 12 month period)	117	223	52.5%	8.6%	7.7%
% of completed treatments indicating that PAR score was taken (year to date)	86	106	81.1%	57.9%	58.4%
Rate of removable appliances per 100 fixed appliances - proposed treatment (rolling 12 month period)	79	419	18.85	7.01	5.64
Rate of removable appliances per 100 fixed appliances - completed treatment (rolling 12 month period)	9	210	4.29	6.51	4.81
% of courses of treatment with removable appliances only - proposed treatment (rolling 12 month period)	73	296	24.7%	2.5%	2.0%
% of courses of treatment with removable appliances only - completed treatment (rolling 12 month period)	0	106	0.0%	1.6%	1.5%
% of patients satisfied with the treatment they have received (rolling 12 month period)	9	12	75.0%	95.3%	96.0%

\* Figures in italics indicate that the base number is less than 100.

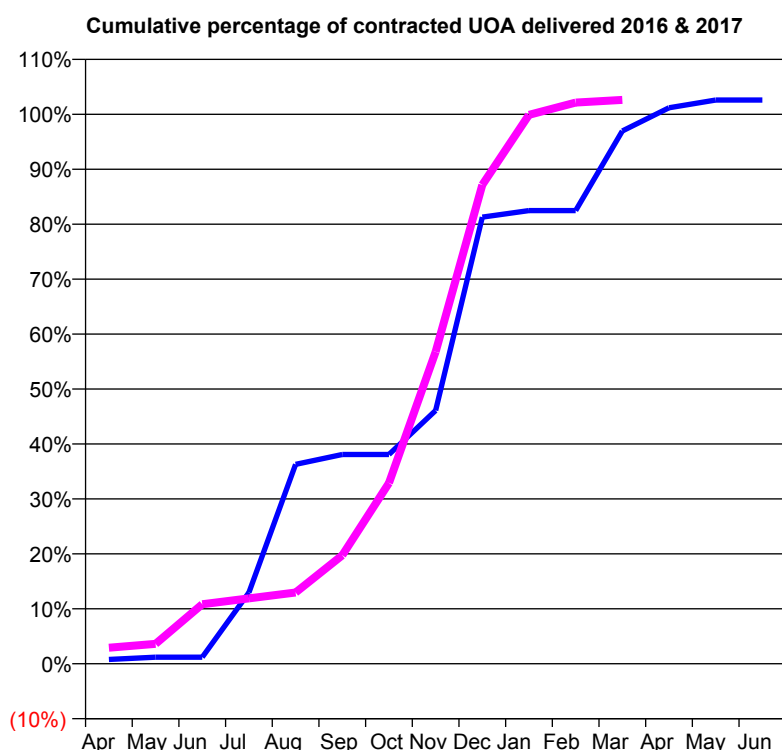
**Q54 - Vital Signs Orthodontic At a Glance Contract Report for 643572/0001 - March 2017**

Name or company name	DR JF ALLSOPP
Contract type name	PDS Contract
Purpose of contract	Orthodontic
Contract start date	01/04/2006
Contract end date	31/03/2018

16/17 Contracted general activity (UDA)	0
Carry forward general activity (UDA)	0
16/17 Contracted orthodontic activity (UOA)	10,581
Carry forward orthodontic activity (UOA)	-189
Baseline contract value	£671,473.54

**ACCESS**

	Contract	England and Wales
24 month ratio of assessments to patient IDs	1.00	1.09

**ACTIVITY**


Month	Adjusted Scheduled Activity (UOA)	
	2016	2017
April	84	310
May	126	384
June	126	1,147
July	1,372	1,260
August	3,841	1,373
September	4,030	2,090
October	4,030	3,480
November	4,878	6,008
December	8,601	9,222
January	8,727	10,570
February	8,727	10,807
March	10,260	10,858
April	10,705	
May	10,854	
June	10,854	

**QUALITY**

	Contract Quantity	Contract Base Number	Contract *	Region	England
% of all assessments that were assess and fit appliances (rolling 12 month period)	502	1,167	43.0%	55.8%	56.6%
% of all assessments that were assess and refuse (rolling 12 month period)	103	1,167	8.8%	11.1%	11.8%
% of all assessments that were assess and review (rolling 12 month period)	562	1,167	48.2%	33.1%	31.6%
% of terminated courses where treatment was abandoned or discontinued (rolling 12 month period)	1	405	0.2%	8.6%	7.7%
% of completed treatments indicating that PAR score was taken (year to date)	3	404	0.7%	57.9%	58.4%
Rate of removable appliances per 100 fixed appliances - proposed treatment (rolling 12 month period)	17	1,003	1.69	7.01	5.64
Rate of removable appliances per 100 fixed appliances - completed treatment (rolling 12 month period)	3	807	0.37	6.51	4.81
% of courses of treatment with removable appliances only - proposed treatment (rolling 12 month period)	0	502	0.0%	2.5%	2.0%
% of courses of treatment with removable appliances only - completed treatment (rolling 12 month period)	0	404	0.0%	1.6%	1.5%
% of patients satisfied with the treatment they have received (rolling 12 month period)	20	21	95.2%	95.3%	96.0%

\* Figures in italics indicate that the base number is less than 100.

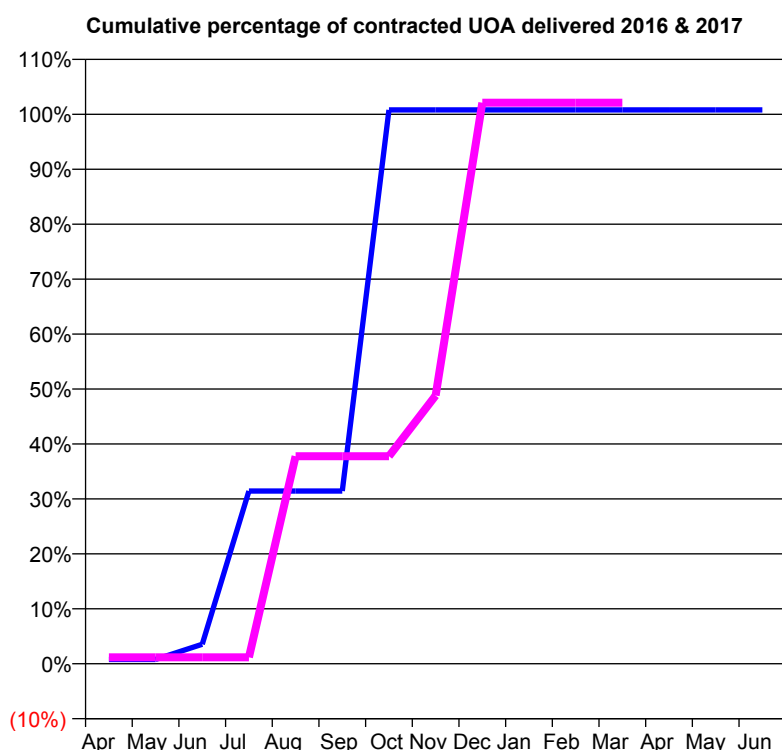
**Q54 - Vital Signs Orthodontic At a Glance Contract Report for 643572/0002 - March 2017**

Name or company name	DR JF ALLSOPP
Contract type name	GDS Contract
Purpose of contract	General and Orthodontic
Contract start date	01/04/2006
Contract end date	

16/17 Contracted general activity (UDA)	4,835
Carry forward general activity (UDA)	160
16/17 Contracted orthodontic activity (UOA)	760
Carry forward orthodontic activity (UOA)	-6
Baseline contract value	£164,746.82

**ACCESS**

	Contract	England and Wales
24 month ratio of assessments to patient IDs	1.00	1.09

**ACTIVITY**


Month	Adjusted Scheduled Activity (UOA)	
	2016	2017
April	6	9
May	6	9
June	27	9
July	239	9
August	239	287
September	239	287
October	766	287
November	766	371
December	766	776
January	766	776
February	766	776
March	766	776
April	766	
May	766	
June	766	

**QUALITY**

	Contract Quantity	Contract Base Number	Contract *	Region	England
% of all assessments that were assess and fit appliances (rolling 12 month period)	36	40	90.0%	55.8%	56.6%
% of all assessments that were assess and refuse (rolling 12 month period)	1	40	2.5%	11.1%	11.8%
% of all assessments that were assess and review (rolling 12 month period)	3	40	7.5%	33.1%	31.6%
% of terminated courses where treatment was abandoned or discontinued (rolling 12 month period)	0	35	0.0%	8.6%	7.7%
% of completed treatments indicating that PAR score was taken (year to date)	0	35	0.0%	57.9%	58.4%
Rate of removable appliances per 100 fixed appliances - proposed treatment (rolling 12 month period)	0	72	0.00	7.01	5.64
Rate of removable appliances per 100 fixed appliances - completed treatment (rolling 12 month period)	0	70	0.00	6.51	4.81
% of courses of treatment with removable appliances only - proposed treatment (rolling 12 month period)	0	36	0.0%	2.5%	2.0%
% of courses of treatment with removable appliances only - completed treatment (rolling 12 month period)	0	35	0.0%	1.6%	1.5%
% of patients satisfied with the treatment they have received (rolling 12 month period)	2	2	100.0%	95.3%	96.0%

\* Figures in italics indicate that the base number is less than 100.



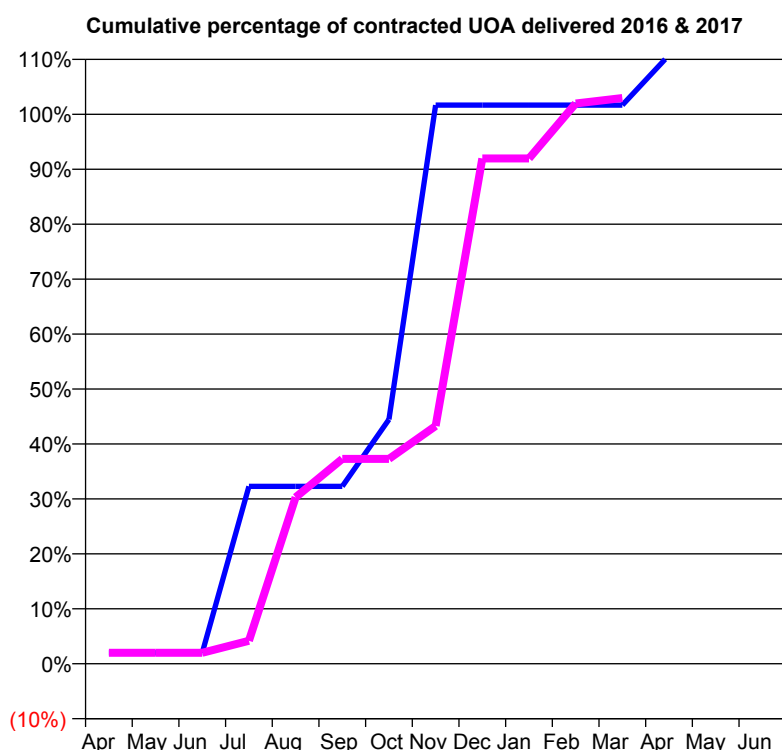
**Q54 - Vital Signs Orthodontic At a Glance Contract Report for 643572/0007 - March 2017**

Name or company name	DR JF ALLSOPP
Contract type name	PDS Contract
Purpose of contract	Orthodontic
Contract start date	13/06/2011
Contract end date	31/03/2018

16/17 Contracted general activity (UDA)	0
Carry forward general activity (UDA)	0
16/17 Contracted orthodontic activity (UOA)	2,100
Carry forward orthodontic activity (UOA)	-42
Baseline contract value	£99,946.59

**ACCESS**

	Contract	England and Wales
24 month ratio of assessments to patient IDs	1.00	1.09

**ACTIVITY**


Month	Adjusted Scheduled Activity (UOA)	
	2016	2017
April	42	42
May	42	42
June	42	42
July	678	88
August	678	636
September	678	783
October	934	783
November	2,135	909
December	2,135	1,931
January	2,135	1,931
February	2,135	2,141
March	2,135	2,162
April	2,326	
May	2,326	
June	2,326	

**QUALITY**

	Contract Quantity	Contract Base Number	Contract *	Region	England
% of all assessments that were assess and fit appliances (rolling 12 month period)	109	109	100.0%	55.8%	56.6%
% of all assessments that were assess and refuse (rolling 12 month period)	0	109	0.0%	11.1%	11.8%
% of all assessments that were assess and review (rolling 12 month period)	0	109	0.0%	33.1%	31.6%
% of terminated courses where treatment was abandoned or discontinued (rolling 12 month period)	0	93	0.0%	8.6%	7.7%
% of completed treatments indicating that PAR score was taken (year to date)	0	93	0.0%	57.9%	58.4%
Rate of removable appliances per 100 fixed appliances - proposed treatment (rolling 12 month period)	3	218	1.38	7.01	5.64
Rate of removable appliances per 100 fixed appliances - completed treatment (rolling 12 month period)	0	185	0.00	6.51	4.81
% of courses of treatment with removable appliances only - proposed treatment (rolling 12 month period)	0	109	0.0%	2.5%	2.0%
% of courses of treatment with removable appliances only - completed treatment (rolling 12 month period)	0	93	0.0%	1.6%	1.5%
% of patients satisfied with the treatment they have received (rolling 12 month period)	7	7	100.0%	95.3%	96.0%

\* Figures in italics indicate that the base number is less than 100.

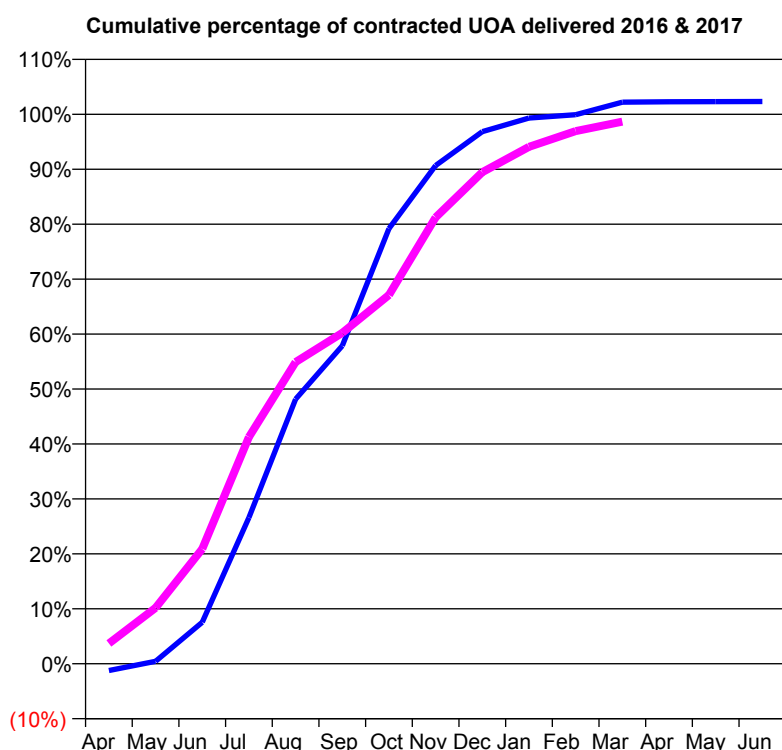
**Q54 - Vital Signs Orthodontic At a Glance Contract Report for 644277/0001 - March 2017**

Name or company name	MR JS NANDHRA
Contract type name	PDS Contract
Purpose of contract	Orthodontic
Contract start date	01/04/2006
Contract end date	31/03/2018

16/17 Contracted general activity (UDA)	0
Carry forward general activity (UDA)	0
16/17 Contracted orthodontic activity (UOA)	11,043
Carry forward orthodontic activity (UOA)	-89
Baseline contract value	£871,510.86

**ACCESS**

	Contract	England and Wales
24 month ratio of assessments to patient IDs	1.01	1.09

**ACTIVITY**


Month	Adjusted Scheduled Activity (UOA)	
	2016	2017
April	-139	408
May	50	1,123
June	834	2,308
July	2,939	4,556
August	5,318	6,063
September	6,390	6,651
October	8,745	7,412
November	10,013	8,971
December	10,693	9,878
January	10,968	10,388
February	11,033	10,705
March	11,287	10,895
April	11,294	
May	11,298	
June	11,300	

**QUALITY**

	Contract Quantity	Contract Base Number	Contract *	Region	England
% of all assessments that were assess and fit appliances (rolling 12 month period)	520	604	86.1%	55.8%	56.6%
% of all assessments that were assess and refuse (rolling 12 month period)	82	604	13.6%	11.1%	11.8%
% of all assessments that were assess and review (rolling 12 month period)	2	604	0.3%	33.1%	31.6%
% of terminated courses where treatment was abandoned or discontinued (rolling 12 month period)	71	552	12.9%	8.6%	7.7%
% of completed treatments indicating that PAR score was taken (year to date)	330	481	68.6%	57.9%	58.4%
Rate of removable appliances per 100 fixed appliances - proposed treatment (rolling 12 month period)	39	1,035	3.77	7.01	5.64
Rate of removable appliances per 100 fixed appliances - completed treatment (rolling 12 month period)	30	947	3.17	6.51	4.81
% of courses of treatment with removable appliances only - proposed treatment (rolling 12 month period)	1	520	0.2%	2.5%	2.0%
% of courses of treatment with removable appliances only - completed treatment (rolling 12 month period)	1	481	0.2%	1.6%	1.5%
% of patients satisfied with the treatment they have received (rolling 12 month period)	7	9	77.8%	95.3%	96.0%

\* Figures in italics indicate that the base number is less than 100.

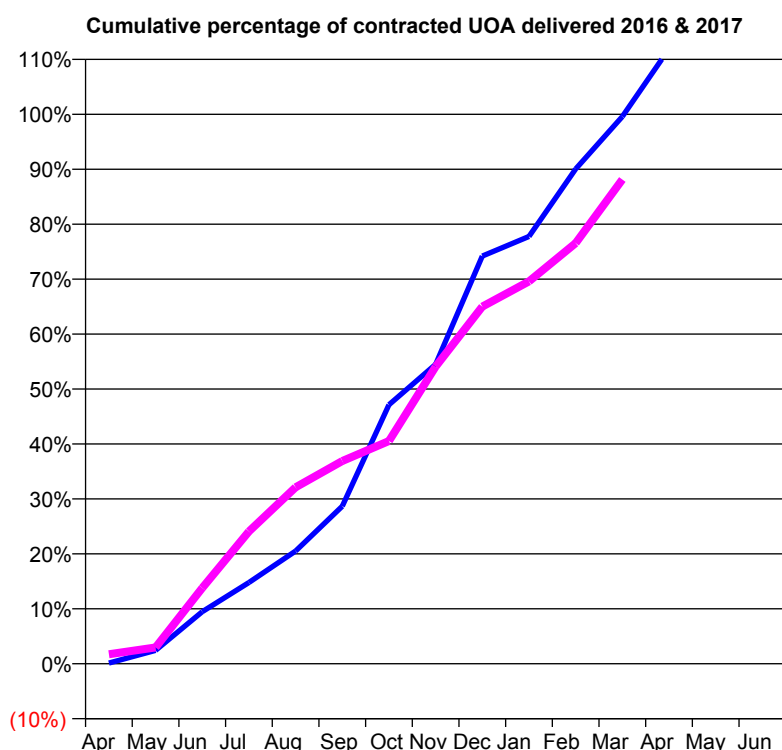
**Q54 - Vital Signs Orthodontic At a Glance Contract Report for 648639/0001 - March 2017**

Name or company name	MRS J SIMPSON
Contract type name	PDS Contract
Purpose of contract	Orthodontic
Contract start date	01/04/2006
Contract end date	31/03/2018

16/17 Contracted general activity (UDA)	0
Carry forward general activity (UDA)	0
16/17 Contracted orthodontic activity (UOA)	9,443
Carry forward orthodontic activity (UOA)	-164
Baseline contract value	£616,248.10

**ACCESS**

	Contract	England and Wales
24 month ratio of assessments to patient IDs	1.06	1.09

**ACTIVITY**


Month	Adjusted Scheduled Activity (UOA)	
	2016	2017
April	10	164
May	201	281
June	778	1,303
July	1,213	2,275
August	1,684	3,032
September	2,353	3,485
October	3,868	3,828
November	4,471	5,106
December	6,088	6,139
January	6,379	6,572
February	7,387	7,229
March	8,170	8,321
April	9,178	
May	9,179	
June	9,200	

**QUALITY**

	Contract Quantity	Contract Base Number	Contract *	Region	England
% of all assessments that were assess and fit appliances (rolling 12 month period)	410	974	42.1%	55.8%	56.6%
% of all assessments that were assess and refuse (rolling 12 month period)	0	974	0.0%	11.1%	11.8%
% of all assessments that were assess and review (rolling 12 month period)	564	974	57.9%	33.1%	31.6%
% of terminated courses where treatment was abandoned or discontinued (rolling 12 month period)	0	313	0.0%	8.6%	7.7%
% of completed treatments indicating that PAR score was taken (year to date)	312	313	99.7%	57.9%	58.4%
Rate of removable appliances per 100 fixed appliances - proposed treatment (rolling 12 month period)	16	802	2.00	7.01	5.64
Rate of removable appliances per 100 fixed appliances - completed treatment (rolling 12 month period)	7	620	1.13	6.51	4.81
% of courses of treatment with removable appliances only - proposed treatment (rolling 12 month period)	0	410	0.0%	2.5%	2.0%
% of courses of treatment with removable appliances only - completed treatment (rolling 12 month period)	1	313	0.3%	1.6%	1.5%
% of patients satisfied with the treatment they have received (rolling 12 month period)	11	13	84.6%	95.3%	96.0%

\* Figures in italics indicate that the base number is less than 100.

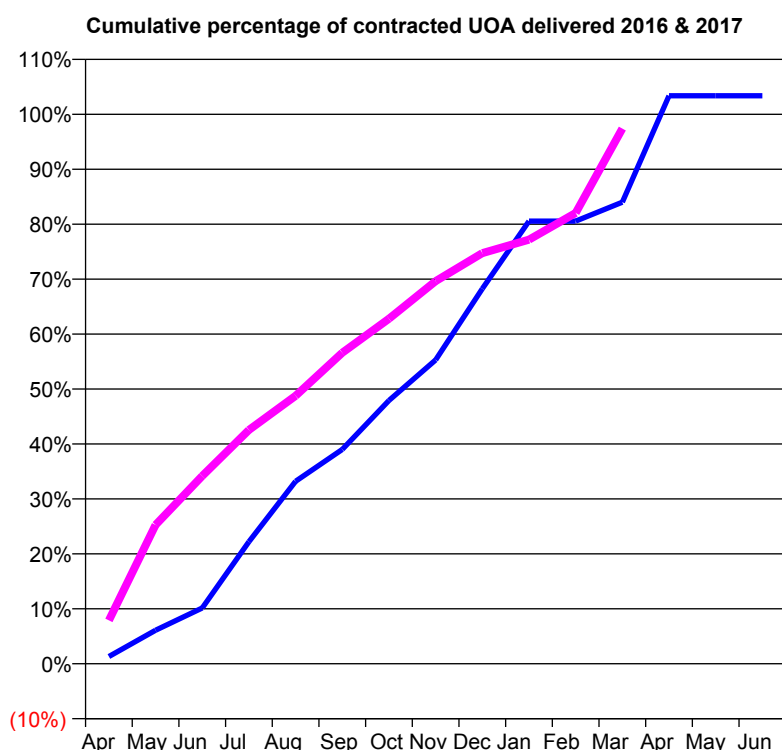
**Q54 - Vital Signs Orthodontic At a Glance Contract Report for 648728/0001 - March 2017**

Name or company name	MRS EH ROBERTS
Contract type name	PDS Contract
Purpose of contract	Orthodontic
Contract start date	01/04/2006
Contract end date	31/03/2018

16/17 Contracted general activity (UDA)	0
Carry forward general activity (UDA)	0
16/17 Contracted orthodontic activity (UOA)	3,768
Carry forward orthodontic activity (UOA)	-43
Baseline contract value	£222,846.45

**ACCESS**

	Contract	England and Wales
24 month ratio of assessments to patient IDs	1.05	1.09

**ACTIVITY**


Month	Adjusted Scheduled Activity (UOA)	
	2016	2017
April	50	298
May	230	952
June	383	1,288
July	837	1,603
August	1,251	1,837
September	1,470	2,133
October	1,805	2,366
November	2,083	2,624
December	2,572	2,816
January	3,035	2,908
February	3,035	3,091
March	3,165	3,670
April	3,895	
May	3,895	
June	3,895	

**QUALITY**

	Contract Quantity	Contract Base Number	Contract *	Region	England
% of all assessments that were assess and fit appliances (rolling 12 month period)	216	292	74.0%	55.8%	56.6%
% of all assessments that were assess and refuse (rolling 12 month period)	43	292	14.7%	11.1%	11.8%
% of all assessments that were assess and review (rolling 12 month period)	33	292	11.3%	33.1%	31.6%
% of terminated courses where treatment was abandoned or discontinued (rolling 12 month period)	7	207	3.4%	8.6%	7.7%
% of completed treatments indicating that PAR score was taken (year to date)	195	198	98.5%	57.9%	58.4%
Rate of removable appliances per 100 fixed appliances - proposed treatment (rolling 12 month period)	22	426	5.16	7.01	5.64
Rate of removable appliances per 100 fixed appliances - completed treatment (rolling 12 month period)	34	397	8.56	6.51	4.81
% of courses of treatment with removable appliances only - proposed treatment (rolling 12 month period)	1	216	0.5%	2.5%	2.0%
% of courses of treatment with removable appliances only - completed treatment (rolling 12 month period)	1	200	0.5%	1.6%	1.5%
% of patients satisfied with the treatment they have received (rolling 12 month period)	4	4	100.0%	95.3%	96.0%

\* Figures in italics indicate that the base number is less than 100.

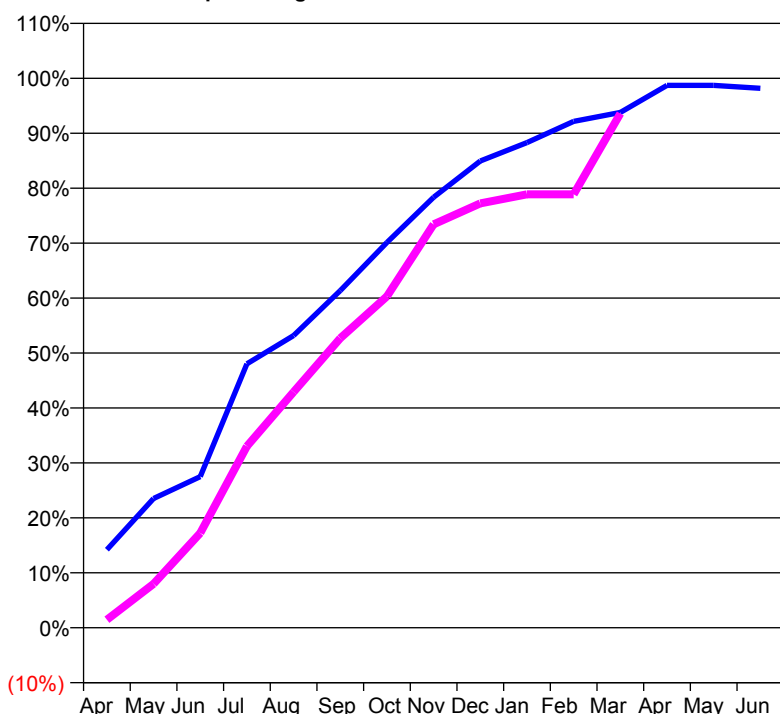
**Q54 - Vital Signs Orthodontic At a Glance Contract Report for 650641/0001 - March 2017**

Name or company name	MRS N SHOJA-ASSADI
Contract type name	PDS Contract
Purpose of contract	Orthodontic
Contract start date	01/04/2006
Contract end date	31/03/2018

16/17 Contracted general activity (UDA)	0
Carry forward general activity (UDA)	0
16/17 Contracted orthodontic activity (UOA)	3,862
Carry forward orthodontic activity (UOA)	71
Baseline contract value	£253,491.60

**ACCESS**

	Contract	England and Wales
24 month ratio of assessments to patient IDs	1.10	1.09

**ACTIVITY**
**Cumulative percentage of contracted UOA delivered 2016 & 2017**

**Adjusted Scheduled Activity (UOA)**

Month	2016	2017
April	549	57
May	909	309
June	1,062	666
July	1,855	1,276
August	2,054	1,657
September	2,370	2,035
October	2,708	2,329
November	3,026	2,835
December	3,281	2,983
January	3,410	3,046
February	3,559	3,046
March	3,622	3,614
April	3,812	
May	3,812	
June	3,791	

**QUALITY**

	Contract Quantity	Contract Base Number	Contract *	Region	England
% of all assessments that were assess and fit appliances (rolling 12 month period)	185	197	93.9%	55.8%	56.6%
% of all assessments that were assess and refuse (rolling 12 month period)	2	197	1.0%	11.1%	11.8%
% of all assessments that were assess and review (rolling 12 month period)	10	197	5.1%	33.1%	31.6%
% of terminated courses where treatment was abandoned or discontinued (rolling 12 month period)	7	130	5.4%	8.6%	7.7%
% of completed treatments indicating that PAR score was taken (year to date)	41	123	33.3%	57.9%	58.4%
Rate of removable appliances per 100 fixed appliances - proposed treatment (rolling 12 month period)	0	185	0.00	7.01	5.64
Rate of removable appliances per 100 fixed appliances - completed treatment (rolling 12 month period)	0	123	0.00	6.51	4.81
% of courses of treatment with removable appliances only - proposed treatment (rolling 12 month period)	0	185	0.0%	2.5%	2.0%
% of courses of treatment with removable appliances only - completed treatment (rolling 12 month period)	0	123	0.0%	1.6%	1.5%
% of patients satisfied with the treatment they have received (rolling 12 month period)	7	7	100.0%	95.3%	96.0%

\* Figures in italics indicate that the base number is less than 100.

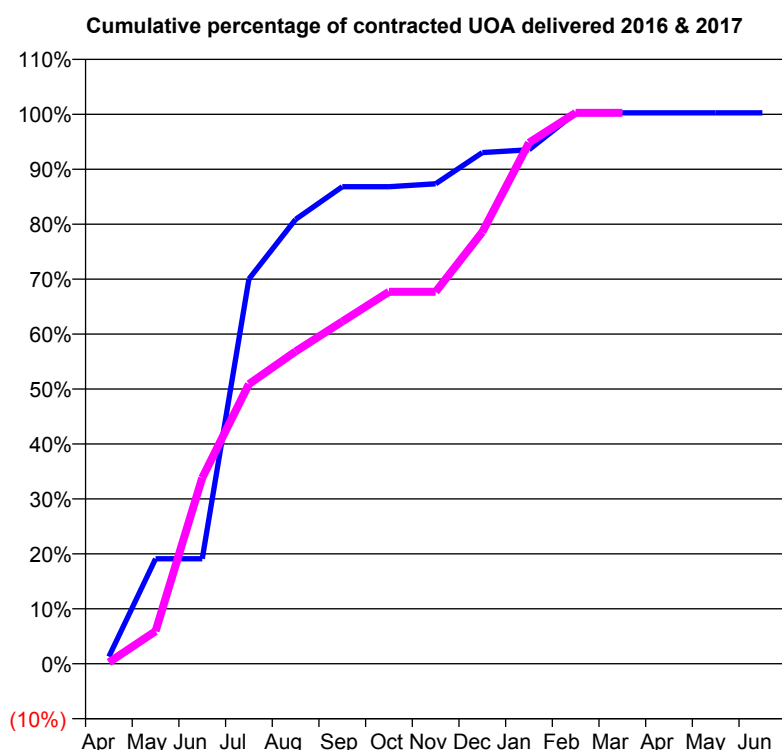
**Q54 - Vital Signs Orthodontic At a Glance Contract Report for 658421/0001 - March 2017**

Name or company name	MR ES HAYER
Contract type name	GDS Contract
Purpose of contract	General and Orthodontic
Contract start date	01/04/2006
Contract end date	

16/17 Contracted general activity (UDA)	21,866
Carry forward general activity (UDA)	-350
16/17 Contracted orthodontic activity (UOA)	387
Carry forward orthodontic activity (UOA)	-1
Baseline contract value	£542,675.61

**ACCESS**

	Contract	England and Wales
24 month ratio of assessments to patient IDs	1.11	1.09

**ACTIVITY**


Month	Adjusted Scheduled Activity (UOA)	
	2016	2017
April	5	1
May	74	23
June	74	131
July	271	197
August	313	220
September	336	241
October	336	262
November	338	262
December	360	304
January	362	367
February	388	388
March	388	388
April	388	
May	388	
June	388	

**QUALITY**

	Contract Quantity	Contract Base Number	Contract *	Region	England
% of all assessments that were assess and fit appliances (rolling 12 month period)	18	27	66.7%	55.8%	56.6%
% of all assessments that were assess and refuse (rolling 12 month period)	4	27	14.8%	11.1%	11.8%
% of all assessments that were assess and review (rolling 12 month period)	5	27	18.5%	33.1%	31.6%
% of terminated courses where treatment was abandoned or discontinued (rolling 12 month period)	1	12	8.3%	8.6%	7.7%
% of completed treatments indicating that PAR score was taken (year to date)	10	11	90.9%	57.9%	58.4%
Rate of removable appliances per 100 fixed appliances - proposed treatment (rolling 12 month period)	11	36	30.56	7.01	5.64
Rate of removable appliances per 100 fixed appliances - completed treatment (rolling 12 month period)	4	21	19.05	6.51	4.81
% of courses of treatment with removable appliances only - proposed treatment (rolling 12 month period)	0	18	0.0%	2.5%	2.0%
% of courses of treatment with removable appliances only - completed treatment (rolling 12 month period)	0	11	0.0%	1.6%	1.5%
% of patients satisfied with the treatment they have received (rolling 12 month period)	2	2	100.0%	95.3%	96.0%

\* Figures in italics indicate that the base number is less than 100.

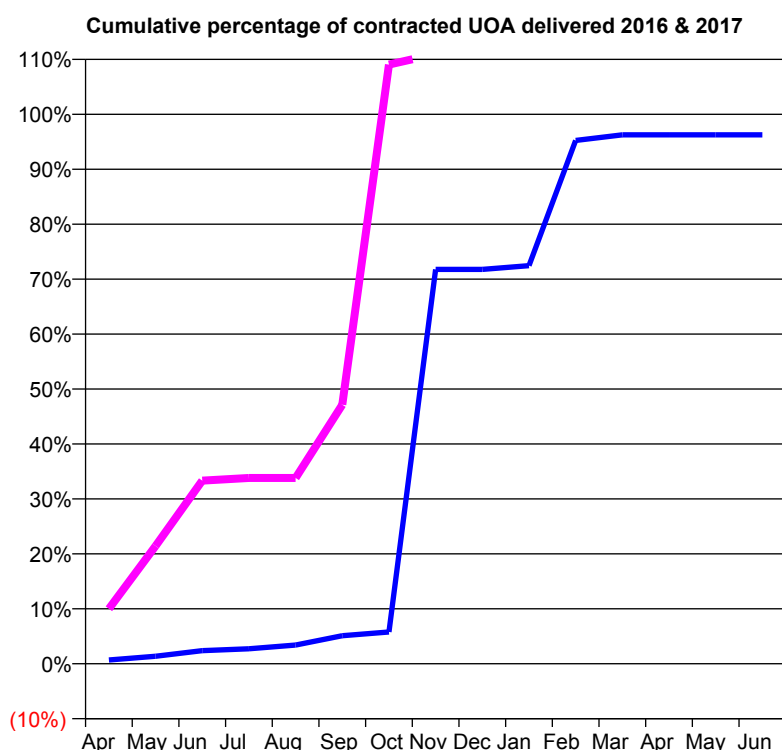
**Q54 - Vital Signs Orthodontic At a Glance Contract Report for 673749/0001 - March 2017**

Name or company name	MR R KUMAR
Contract type name	Pilot Contract
Purpose of contract	General and Orthodontic
Contract start date	01/04/2006
Contract end date	

16/17 Contracted general activity (UDA)	9,973
Carry forward general activity (UDA)	0
16/17 Contracted orthodontic activity (UOA)	210
Carry forward orthodontic activity (UOA)	0
Baseline contract value	£268,120.45

**ACCESS**

	Contract	England and Wales
24 month ratio of assessments to patient IDs	1.10	1.09

**ACTIVITY**


Month	Adjusted Scheduled Activity (UOA)	
	2016	2017
April	2	21
May	4	45
June	7	70
July	8	71
August	10	71
September	15	99
October	17	229
November	211	233
December	211	236
January	213	242
February	280	242
March	283	242
April	283	
May	283	
June	283	

**QUALITY**

	Contract Quantity	Contract Base Number	Contract *	Region	England
% of all assessments that were assess and fit appliances (rolling 12 month period)	11	39	28.2%	55.8%	56.6%
% of all assessments that were assess and refuse (rolling 12 month period)	7	39	17.9%	11.1%	11.8%
% of all assessments that were assess and review (rolling 12 month period)	21	39	53.8%	33.1%	31.6%
% of terminated courses where treatment was abandoned or discontinued (rolling 12 month period)	0	0	N/A	8.6%	7.7%
% of completed treatments indicating that PAR score was taken (year to date)	0	0	N/A	57.9%	58.4%
Rate of removable appliances per 100 fixed appliances - proposed treatment (rolling 12 month period)	1	17	5.88	7.01	5.64
Rate of removable appliances per 100 fixed appliances - completed treatment (rolling 12 month period)	0	0	N/A	6.51	4.81
% of courses of treatment with removable appliances only - proposed treatment (rolling 12 month period)	1	11	9.1%	2.5%	2.0%
% of courses of treatment with removable appliances only - completed treatment (rolling 12 month period)	0	0	N/A	1.6%	1.5%
% of patients satisfied with the treatment they have received (rolling 12 month period)	1	2	50.0%	95.3%	96.0%

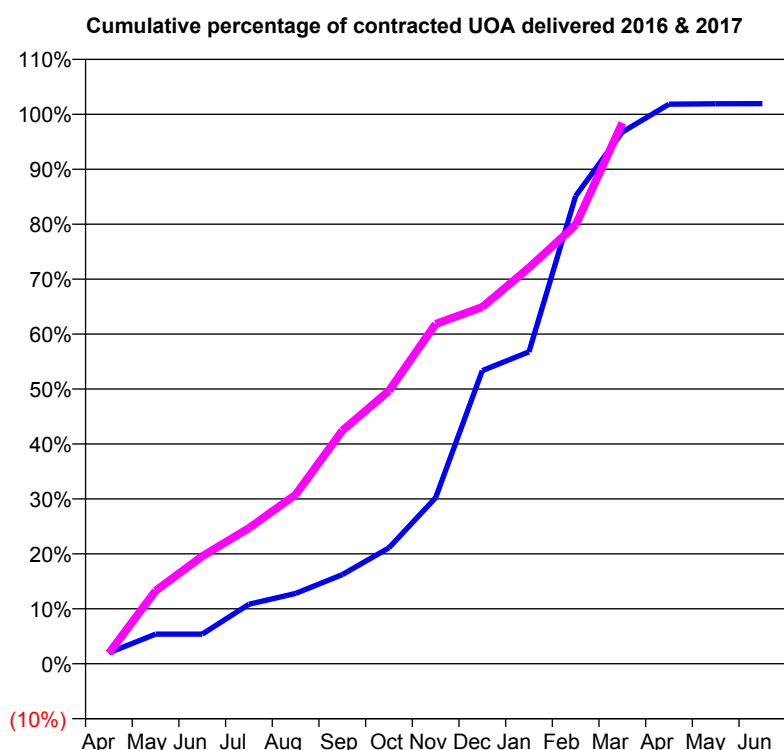
\* Figures in italics indicate that the base number is less than 100.

**Q54 - Vital Signs Orthodontic At a Glance Contract Report for 735213/0002 - March 2017**

Name or company name	MR PL MASON
Contract type name	PDS Contract
Purpose of contract	Orthodontic
Contract start date	22/03/2014
Contract end date	31/03/2018

16/17 Contracted general activity (UDA)	0
Carry forward general activity (UDA)	0
16/17 Contracted orthodontic activity (UOA)	5,085
Carry forward orthodontic activity (UOA)	-98
Baseline contract value	£338,774.32

ACCESS	Contract	England and Wales
24 month ratio of assessments to patient IDs	1.05	1.09

**ACTIVITY**


Month	Adjusted Scheduled Activity (UOA)	
	2016	2017
April	102	98
May	274	676
June	274	995
July	551	1,255
August	651	1,565
September	825	2,158
October	1,073	2,526
November	1,537	3,145
December	2,713	3,301
January	2,887	3,665
February	4,329	4,060
March	4,920	5,005
April	5,178	
May	5,182	
June	5,183	

QUALITY	Contract Quantity	Contract Base Number	Contract *	Region	England
% of all assessments that were assess and fit appliances (rolling 12 month period)	239	424	56.4%	55.8%	56.6%
% of all assessments that were assess and refuse (rolling 12 month period)	33	424	7.8%	11.1%	11.8%
% of all assessments that were assess and review (rolling 12 month period)	152	424	35.8%	33.1%	31.6%
% of terminated courses where treatment was abandoned or discontinued (rolling 12 month period)	20	188	10.6%	8.6%	7.7%
% of completed treatments indicating that PAR score was taken (year to date)	149	168	88.7%	57.9%	58.4%
Rate of removable appliances per 100 fixed appliances - proposed treatment (rolling 12 month period)	0	0	N/A	7.01	5.64
Rate of removable appliances per 100 fixed appliances - completed treatment (rolling 12 month period)	0	0	N/A	6.51	4.81
% of courses of treatment with removable appliances only - proposed treatment (rolling 12 month period)	0	239	0.0%	2.5%	2.0%
% of courses of treatment with removable appliances only - completed treatment (rolling 12 month period)	0	168	0.0%	1.6%	1.5%
% of patients satisfied with the treatment they have received (rolling 12 month period)	6	6	100.0%	95.3%	96.0%

\* Figures in italics indicate that the base number is less than 100.



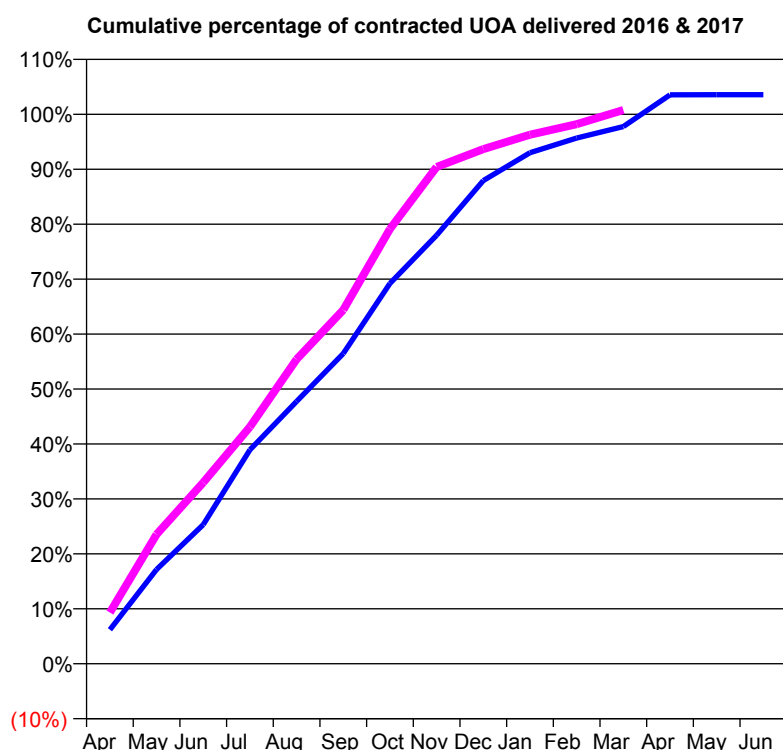
**Q54 - Vital Signs Orthodontic At a Glance Contract Report for 735337/0001 - March 2017**

Name or company name	DR WC ADDISON
Contract type name	PDS Contract
Purpose of contract	Orthodontic
Contract start date	01/04/2006
Contract end date	31/03/2018

16/17 Contracted general activity (UDA)	0
Carry forward general activity (UDA)	0
16/17 Contracted orthodontic activity (UOA)	9,034
Carry forward orthodontic activity (UOA)	-155
Baseline contract value	£598,780.06

**ACCESS**

	Contract	England and Wales
24 month ratio of assessments to patient IDs	1.12	1.09

**ACTIVITY**


Month	Adjusted Scheduled Activity (UOA)	
	2016	2017
April	560	844
May	1,552	2,127
June	2,287	2,981
July	3,518	3,895
August	4,313	5,006
September	5,100	5,818
October	6,254	7,148
November	7,046	8,167
December	7,943	8,461
January	8,401	8,697
February	8,644	8,872
March	8,831	9,103
April	9,354	
May	9,357	
June	9,357	

**QUALITY**

	Contract Quantity	Contract Base Number	Contract *	Region	England
% of all assessments that were assess and fit appliances (rolling 12 month period)	439	927	47.4%	55.8%	56.6%
% of all assessments that were assess and refuse (rolling 12 month period)	105	927	11.3%	11.1%	11.8%
% of all assessments that were assess and review (rolling 12 month period)	383	927	41.3%	33.1%	31.6%
% of terminated courses where treatment was abandoned or discontinued (rolling 12 month period)	1	344	0.3%	8.6%	7.7%
% of completed treatments indicating that PAR score was taken (year to date)	317	343	92.4%	57.9%	58.4%
Rate of removable appliances per 100 fixed appliances - proposed treatment (rolling 12 month period)	246	773	31.82	7.01	5.64
Rate of removable appliances per 100 fixed appliances - completed treatment (rolling 12 month period)	0	0	N/A	6.51	4.81
% of courses of treatment with removable appliances only - proposed treatment (rolling 12 month period)	6	439	1.4%	2.5%	2.0%
% of courses of treatment with removable appliances only - completed treatment (rolling 12 month period)	0	343	0.0%	1.6%	1.5%
% of patients satisfied with the treatment they have received (rolling 12 month period)	19	20	95.0%	95.3%	96.0%

\* Figures in italics indicate that the base number is less than 100.

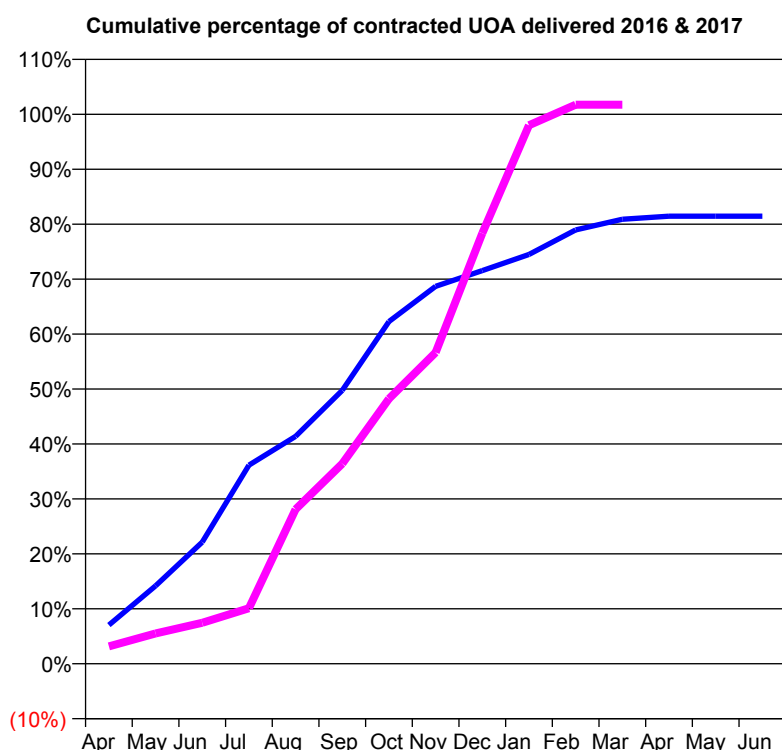
**Q54 - Vital Signs Orthodontic At a Glance Contract Report for 761923/0001 - March 2017**

Name or company name	MR RD SLATER
Contract type name	PDS Contract
Purpose of contract	Orthodontic
Contract start date	01/04/2006
Contract end date	31/03/2018

16/17 Contracted general activity (UDA)	0
Carry forward general activity (UDA)	0
16/17 Contracted orthodontic activity (UOA)	8,345
Carry forward orthodontic activity (UOA)	0
Baseline contract value	£552,645.68

**ACCESS**

	Contract	England and Wales
24 month ratio of assessments to patient IDs	1.13	1.09

**ACTIVITY**


Month	Adjusted Scheduled Activity (UOA)	
	2016	2017
April	588	265
May	1,183	461
June	1,847	623
July	3,016	844
August	3,454	2,347
September	4,152	3,038
October	5,198	4,025
November	5,731	4,727
December	5,971	6,538
January	6,216	8,178
February	6,589	8,490
March	6,750	8,490
April	6,797	
May	6,797	
June	6,797	

**QUALITY**

	Contract Quantity	Contract Base Number	Contract *	Region	England
% of all assessments that were assess and fit appliances (rolling 12 month period)	495	927	53.4%	55.8%	56.6%
% of all assessments that were assess and refuse (rolling 12 month period)	68	927	7.3%	11.1%	11.8%
% of all assessments that were assess and review (rolling 12 month period)	364	927	39.3%	33.1%	31.6%
% of terminated courses where treatment was abandoned or discontinued (rolling 12 month period)	8	368	2.2%	8.6%	7.7%
% of completed treatments indicating that PAR score was taken (year to date)	315	360	87.5%	57.9%	58.4%
Rate of removable appliances per 100 fixed appliances - proposed treatment (rolling 12 month period)	12	969	1.24	7.01	5.64
Rate of removable appliances per 100 fixed appliances - completed treatment (rolling 12 month period)	6	395	1.52	6.51	4.81
% of courses of treatment with removable appliances only - proposed treatment (rolling 12 month period)	0	495	0.0%	2.5%	2.0%
% of courses of treatment with removable appliances only - completed treatment (rolling 12 month period)	3	360	0.8%	1.6%	1.5%
% of patients satisfied with the treatment they have received (rolling 12 month period)	14	15	93.3%	95.3%	96.0%

\* Figures in italics indicate that the base number is less than 100.

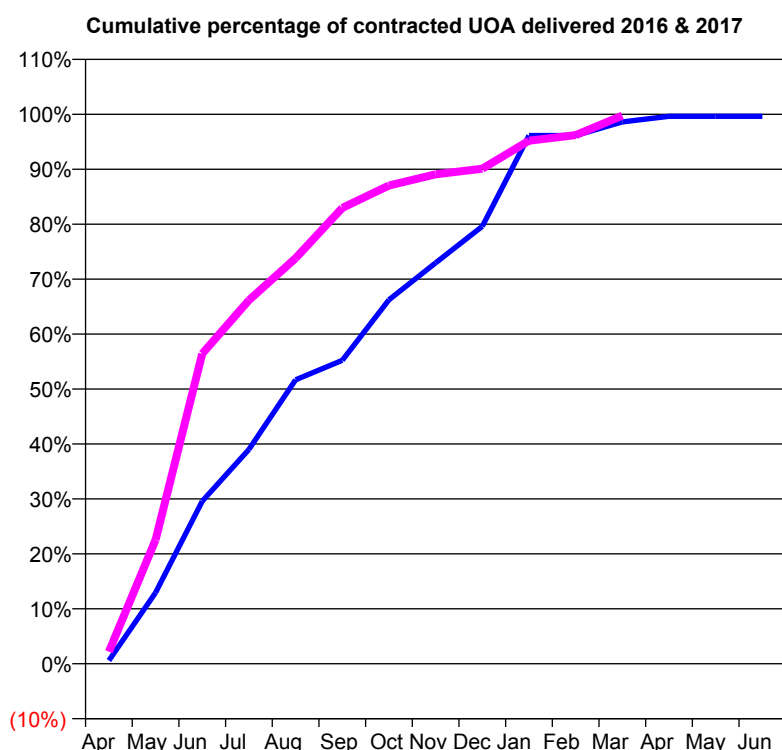
**Q54 - Vital Signs Orthodontic At a Glance Contract Report for 776998/0001 - March 2017**

Name or company name	MR DL DALY
Contract type name	PDS Contract
Purpose of contract	Orthodontic
Contract start date	01/04/2006
Contract end date	31/03/2018

16/17 Contracted general activity (UDA)	0
Carry forward general activity (UDA)	0
16/17 Contracted orthodontic activity (UOA)	4,130
Carry forward orthodontic activity (UOA)	15
Baseline contract value	£248,935.40

**ACCESS**

	Contract	England and Wales
24 month ratio of assessments to patient IDs	1.03	1.09

**ACTIVITY**


Month	Adjusted Scheduled Activity (UOA)	
	2016	2017
April	25	91
May	535	932
June	1,222	2,331
July	1,611	2,733
August	2,134	3,048
September	2,281	3,426
October	2,736	3,594
November	3,013	3,679
December	3,288	3,721
January	3,970	3,931
February	3,970	3,973
March	4,073	4,120
April	4,115	
May	4,115	
June	4,115	

**QUALITY**

	Contract Quantity	Contract Base Number	Contract *	Region	England
% of all assessments that were assess and fit appliances (rolling 12 month period)	201	208	96.6%	55.8%	56.6%
% of all assessments that were assess and refuse (rolling 12 month period)	1	208	0.5%	11.1%	11.8%
% of all assessments that were assess and review (rolling 12 month period)	6	208	2.9%	33.1%	31.6%
% of terminated courses where treatment was abandoned or discontinued (rolling 12 month period)	6	125	4.8%	8.6%	7.7%
% of completed treatments indicating that PAR score was taken (year to date)	114	119	95.8%	57.9%	58.4%
Rate of removable appliances per 100 fixed appliances - proposed treatment (rolling 12 month period)	7	395	1.77	7.01	5.64
Rate of removable appliances per 100 fixed appliances - completed treatment (rolling 12 month period)	22	231	9.52	6.51	4.81
% of courses of treatment with removable appliances only - proposed treatment (rolling 12 month period)	3	201	1.5%	2.5%	2.0%
% of courses of treatment with removable appliances only - completed treatment (rolling 12 month period)	3	119	2.5%	1.6%	1.5%
% of patients satisfied with the treatment they have received (rolling 12 month period)	5	5	100.0%	95.3%	96.0%

\* Figures in italics indicate that the base number is less than 100.

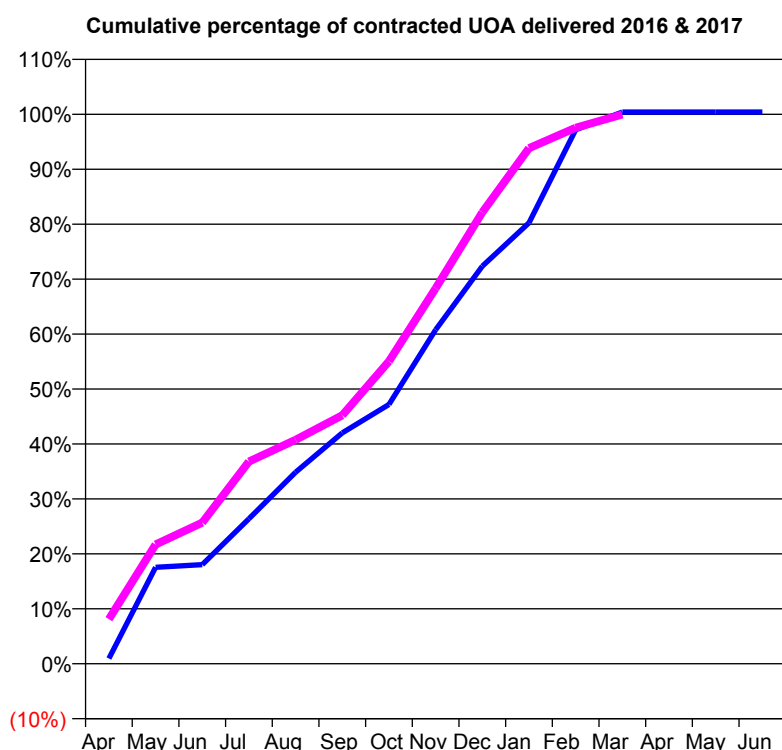
**Q54 - Vital Signs Orthodontic At a Glance Contract Report for 833657/0001 - March 2017**

Name or company name	MR AA DHOPATKAR
Contract type name	PDS Contract
Purpose of contract	Orthodontic
Contract start date	01/04/2006
Contract end date	31/03/2023

16/17 Contracted general activity (UDA)	0
Carry forward general activity (UDA)	0
16/17 Contracted orthodontic activity (UOA)	4,636
Carry forward orthodontic activity (UOA)	-19
Baseline contract value	£286,794.38

**ACCESS**

	Contract	England and Wales
24 month ratio of assessments to patient IDs	1.02	1.09

**ACTIVITY**


Month	Adjusted Scheduled Activity (UOA)	
	2016	2017
April	44	376
May	814	1,006
June	837	1,191
July	1,224	1,706
August	1,616	1,890
September	1,948	2,096
October	2,188	2,552
November	2,818	3,168
December	3,354	3,809
January	3,720	4,350
February	4,505	4,522
March	4,655	4,634
April	4,655	
May	4,655	
June	4,655	

**QUALITY**

	Contract Quantity	Contract Base Number	Contract *	Region	England
% of all assessments that were assess and fit appliances (rolling 12 month period)	204	671	30.4%	55.8%	56.6%
% of all assessments that were assess and refuse (rolling 12 month period)	83	671	12.4%	11.1%	11.8%
% of all assessments that were assess and review (rolling 12 month period)	384	671	57.2%	33.1%	31.6%
% of terminated courses where treatment was abandoned or discontinued (rolling 12 month period)	15	184	8.2%	8.6%	7.7%
% of completed treatments indicating that PAR score was taken (year to date)	166	169	98.2%	57.9%	58.4%
Rate of removable appliances per 100 fixed appliances - proposed treatment (rolling 12 month period)	31	326	9.51	7.01	5.64
Rate of removable appliances per 100 fixed appliances - completed treatment (rolling 12 month period)	4	292	1.37	6.51	4.81
% of courses of treatment with removable appliances only - proposed treatment (rolling 12 month period)	0	204	0.0%	2.5%	2.0%
% of courses of treatment with removable appliances only - completed treatment (rolling 12 month period)	0	169	0.0%	1.6%	1.5%
% of patients satisfied with the treatment they have received (rolling 12 month period)	4	4	100.0%	95.3%	96.0%

\* Figures in italics indicate that the base number is less than 100.

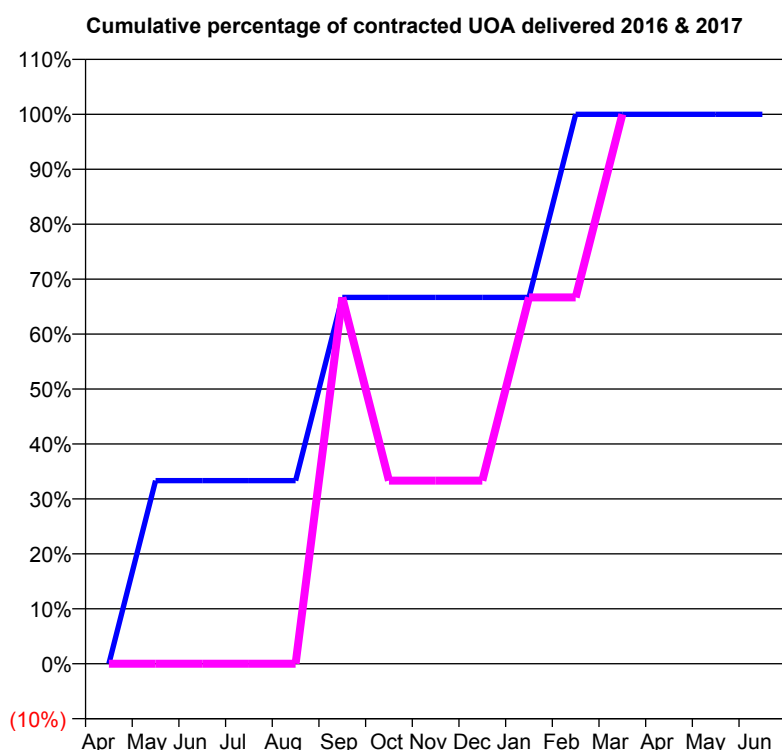
**Q54 - Vital Signs Orthodontic At a Glance Contract Report for 901245/0001 - March 2017**

Name or company name	MR DG HENDERSON
Contract type name	GDS Contract
Purpose of contract	General and Orthodontic
Contract start date	01/04/2006
Contract end date	

16/17 Contracted general activity (UDA)	3,830
Carry forward general activity (UDA)	13
16/17 Contracted orthodontic activity (UOA)	3
Carry forward orthodontic activity (UOA)	0
Baseline contract value	£98,638.00

**ACCESS**

	Contract	England and Wales
24 month ratio of assessments to patient IDs	1.14	1.09

**ACTIVITY**


Month	Adjusted Scheduled Activity (UOA)	
	2016	2017
April	0	0
May	1	0
June	1	0
July	1	0
August	1	0
September	2	2
October	2	1
November	2	1
December	2	1
January	2	2
February	3	2
March	3	3
April	3	
May	3	
June	3	

**QUALITY**

	Contract Quantity	Contract Base Number	Contract *	Region	England
% of all assessments that were assess and fit appliances (rolling 12 month period)	0	4	0.0%	55.8%	56.6%
% of all assessments that were assess and refuse (rolling 12 month period)	0	4	0.0%	11.1%	11.8%
% of all assessments that were assess and review (rolling 12 month period)	4	4	100.0%	33.1%	31.6%
% of terminated courses where treatment was abandoned or discontinued (rolling 12 month period)	0	0	N/A	8.6%	7.7%
% of completed treatments indicating that PAR score was taken (year to date)	0	0	N/A	57.9%	58.4%
Rate of removable appliances per 100 fixed appliances - proposed treatment (rolling 12 month period)	0	0	N/A	7.01	5.64
Rate of removable appliances per 100 fixed appliances - completed treatment (rolling 12 month period)	0	0	N/A	6.51	4.81
% of courses of treatment with removable appliances only - proposed treatment (rolling 12 month period)	0	0	N/A	2.5%	2.0%
% of courses of treatment with removable appliances only - completed treatment (rolling 12 month period)	0	0	N/A	1.6%	1.5%
% of patients satisfied with the treatment they have received (rolling 12 month period)	0	0	N/A	95.3%	96.0%

\* Figures in italics indicate that the base number is less than 100.

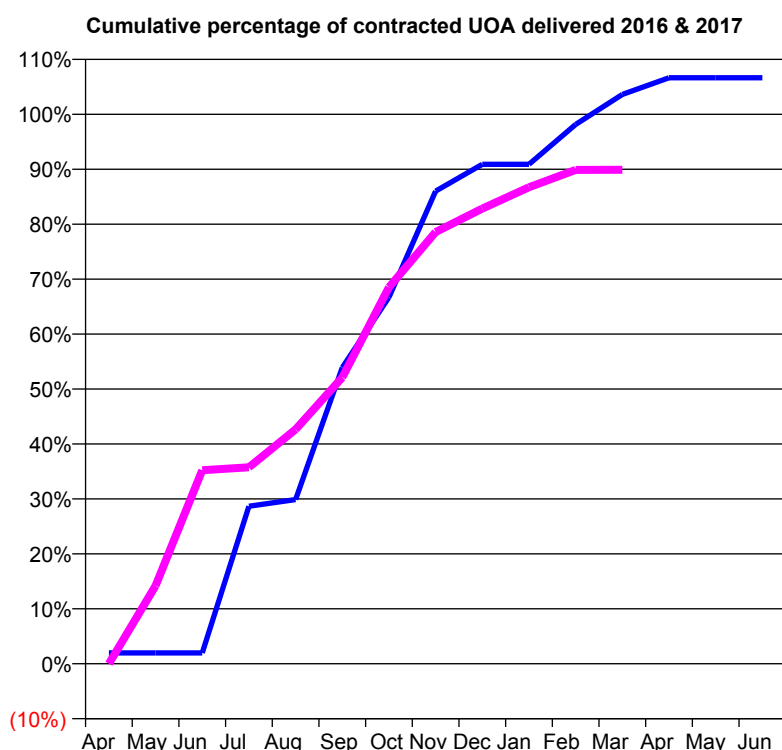
**Q54 - Vital Signs Orthodontic At a Glance Contract Report for 913286/0005 - March 2017**

Name or company name	MR GE FICKERT
Contract type name	PDS Contract
Purpose of contract	Orthodontic
Contract start date	01/04/2006
Contract end date	31/03/2018

16/17 Contracted general activity (UDA)	0
Carry forward general activity (UDA)	0
16/17 Contracted orthodontic activity (UOA)	3,994
Carry forward orthodontic activity (UOA)	0
Baseline contract value	£259,463.12

**ACCESS**

	Contract	England and Wales
24 month ratio of assessments to patient IDs	1.02	1.09

**ACTIVITY**


Month	Adjusted Scheduled Activity (UOA)	
	2016	2017
April	69	0
May	69	567
June	69	1,407
July	995	1,428
August	1,037	1,703
September	1,870	2,081
October	2,314	2,737
November	2,984	3,138
December	3,153	3,309
January	3,153	3,464
February	3,405	3,590
March	3,594	3,591
April	3,699	
May	3,699	
June	3,699	

**QUALITY**

	Contract Quantity	Contract Base Number	Contract *	Region	England
% of all assessments that were assess and fit appliances (rolling 12 month period)	178	193	92.2%	55.8%	56.6%
% of all assessments that were assess and refuse (rolling 12 month period)	15	193	7.8%	11.1%	11.8%
% of all assessments that were assess and review (rolling 12 month period)	0	193	0.0%	33.1%	31.6%
% of terminated courses where treatment was abandoned or discontinued (rolling 12 month period)	48	149	32.2%	8.6%	7.7%
% of completed treatments indicating that PAR score was taken (year to date)	95	101	94.1%	57.9%	58.4%
Rate of removable appliances per 100 fixed appliances - proposed treatment (rolling 12 month period)	16	348	4.60	7.01	5.64
Rate of removable appliances per 100 fixed appliances - completed treatment (rolling 12 month period)	0	0	N/A	6.51	4.81
% of courses of treatment with removable appliances only - proposed treatment (rolling 12 month period)	2	178	1.1%	2.5%	2.0%
% of courses of treatment with removable appliances only - completed treatment (rolling 12 month period)	0	101	0.0%	1.6%	1.5%
% of patients satisfied with the treatment they have received (rolling 12 month period)	4	4	100.0%	95.3%	96.0%

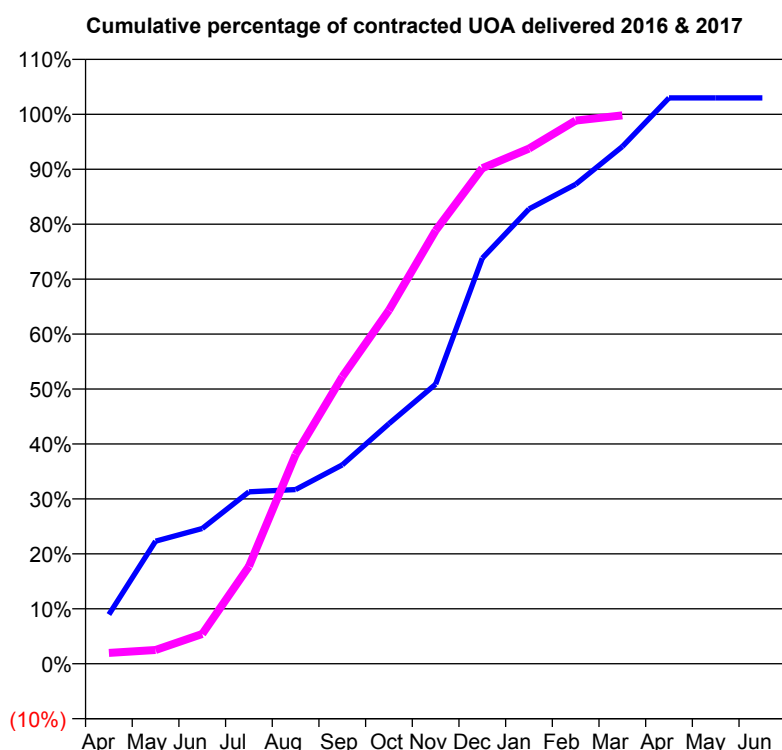
\* Figures in italics indicate that the base number is less than 100.

**Q54 - Vital Signs Orthodontic At a Glance Contract Report for 913618/0001 - March 2017**

Name or company name	Mere Green Dental Practice
Contract type name	GDS Contract
Purpose of contract	General and Orthodontic
Contract start date	01/04/2006
Contract end date	

16/17 Contracted general activity (UDA)	5,306
Carry forward general activity (UDA)	-45
16/17 Contracted orthodontic activity (UOA)	959
Carry forward orthodontic activity (UOA)	-19
Baseline contract value	£192,603.52

ACCESS	Contract	England and Wales
24 month ratio of assessments to patient IDs	1.02	1.09

**ACTIVITY**


Month	Adjusted Scheduled Activity (UOA)	
	2016	2017
April	86	19
May	214	24
June	236	52
July	300	170
August	304	365
September	347	501
October	419	617
November	488	756
December	708	865
January	794	899
February	837	948
March	903	957
April	988	
May	988	
June	988	

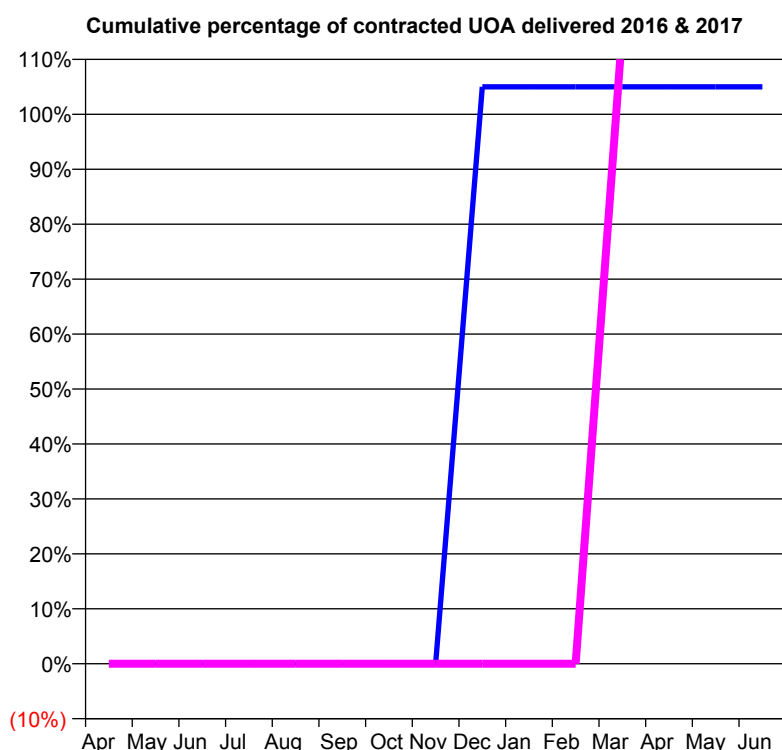
QUALITY	Contract Quantity	Contract Base Number	Contract *	Region	England
% of all assessments that were assess and fit appliances (rolling 12 month period)	45	142	31.7%	55.8%	56.6%
% of all assessments that were assess and refuse (rolling 12 month period)	44	142	31.0%	11.1%	11.8%
% of all assessments that were assess and review (rolling 12 month period)	53	142	37.3%	33.1%	31.6%
% of terminated courses where treatment was abandoned or discontinued (rolling 12 month period)	4	24	16.7%	8.6%	7.7%
% of completed treatments indicating that PAR score was taken (year to date)	13	20	65.0%	57.9%	58.4%
Rate of removable appliances per 100 fixed appliances - proposed treatment (rolling 12 month period)	6	67	8.96	7.01	5.64
Rate of removable appliances per 100 fixed appliances - completed treatment (rolling 12 month period)	0	0	N/A	6.51	4.81
% of courses of treatment with removable appliances only - proposed treatment (rolling 12 month period)	5	45	11.1%	2.5%	2.0%
% of courses of treatment with removable appliances only - completed treatment (rolling 12 month period)	0	20	0.0%	1.6%	1.5%
% of patients satisfied with the treatment they have received (rolling 12 month period)	2	3	66.7%	95.3%	96.0%

\* Figures in italics indicate that the base number is less than 100.

**Q54 - Vital Signs Orthodontic At a Glance Contract Report for 931152/0001 - March 2017**

Name or company name	MR TS MAROK	16/17 Contracted general activity (UDA)	22,662
Contract type name	GDS Contract	Carry forward general activity (UDA)	64
Purpose of contract	General and Orthodontic	16/17 Contracted orthodontic activity (UOA)	20
Contract start date	01/04/2006	Carry forward orthodontic activity (UOA)	0
Contract end date		Baseline contract value	£556,084.71

ACCESS	Contract	England and Wales
24 month ratio of assessments to patient IDs	1.00	1.09

**ACTIVITY**


Month	Adjusted Scheduled Activity (UOA)	
	2016	2017
April	0	0
May	0	0
June	0	0
July	0	0
August	0	0
September	0	0
October	0	0
November	0	0
December	21	0
January	21	0
February	21	0
March	21	23
April	21	
May	21	
June	21	

**QUALITY**

	Contract Quantity	Contract Base Number	Contract *	Region	England
% of all assessments that were assess and fit appliances (rolling 12 month period)	1	1	100.0%	55.8%	56.6%
% of all assessments that were assess and refuse (rolling 12 month period)	0	1	0.0%	11.1%	11.8%
% of all assessments that were assess and review (rolling 12 month period)	0	1	0.0%	33.1%	31.6%
% of terminated courses where treatment was abandoned or discontinued (rolling 12 month period)	0	0	N/A	8.6%	7.7%
% of completed treatments indicating that PAR score was taken (year to date)	0	0	N/A	57.9%	58.4%
Rate of removable appliances per 100 fixed appliances - proposed treatment (rolling 12 month period)	0	2	0.00	7.01	5.64
Rate of removable appliances per 100 fixed appliances - completed treatment (rolling 12 month period)	0	0	N/A	6.51	4.81
% of courses of treatment with removable appliances only - proposed treatment (rolling 12 month period)	0	1	0.0%	2.5%	2.0%
% of courses of treatment with removable appliances only - completed treatment (rolling 12 month period)	0	0	N/A	1.6%	1.5%
% of patients satisfied with the treatment they have received (rolling 12 month period)	0	0	N/A	95.3%	96.0%

\* Figures in italics indicate that the base number is less than 100.



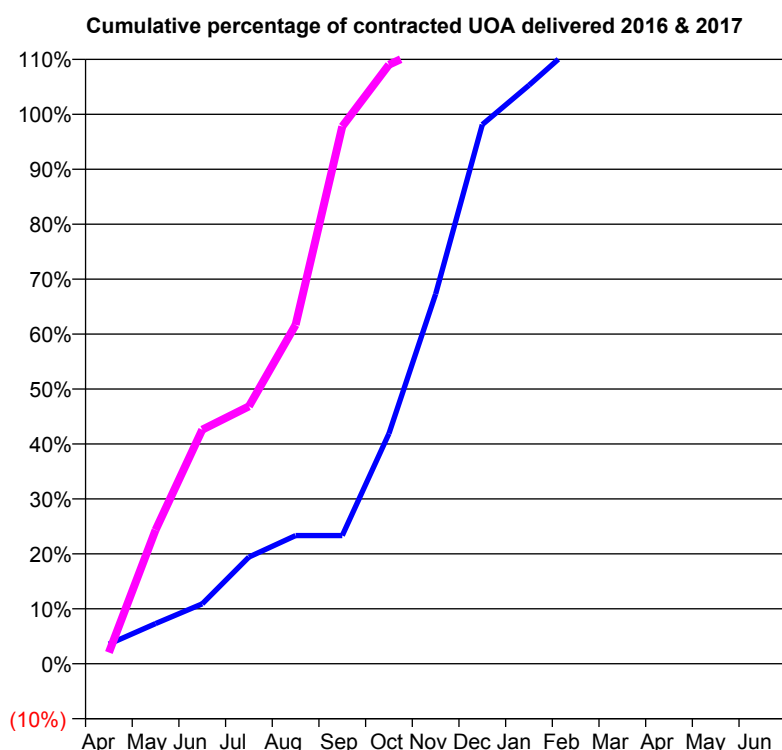
**Q54 - Vital Signs Orthodontic At a Glance Contract Report for 938181/0001 - March 2017**

Name or company name	MR SS ATTHI
Contract type name	GDS Contract
Purpose of contract	General and Orthodontic
Contract start date	01/04/2006
Contract end date	

16/17 Contracted general activity (UDA)	11,107
Carry forward general activity (UDA)	0
16/17 Contracted orthodontic activity (UOA)	587
Carry forward orthodontic activity (UOA)	-12
Baseline contract value	£373,156.36

**ACCESS**

	Contract	England and Wales
24 month ratio of assessments to patient IDs	1.07	1.09

**ACTIVITY**


Month	Adjusted Scheduled Activity (UOA)	
	2016	2017
April	21	12
May	43	143
June	64	250
July	114	275
August	137	362
September	137	574
October	246	640
November	395	663
December	576	663
January	618	663
February	662	663
March	688	664
April	688	
May	688	
June	688	

**QUALITY**

	Contract Quantity	Contract Base Number	Contract *	Region	England
% of all assessments that were assess and fit appliances (rolling 12 month period)	30	50	60.0%	55.8%	56.6%
% of all assessments that were assess and refuse (rolling 12 month period)	11	50	22.0%	11.1%	11.8%
% of all assessments that were assess and review (rolling 12 month period)	9	50	18.0%	33.1%	31.6%
% of terminated courses where treatment was abandoned or discontinued (rolling 12 month period)	2	8	25.0%	8.6%	7.7%
% of completed treatments indicating that PAR score was taken (year to date)	5	6	83.3%	57.9%	58.4%
Rate of removable appliances per 100 fixed appliances - proposed treatment (rolling 12 month period)	3	58	5.17	7.01	5.64
Rate of removable appliances per 100 fixed appliances - completed treatment (rolling 12 month period)	1	9	11.11	6.51	4.81
% of courses of treatment with removable appliances only - proposed treatment (rolling 12 month period)	0	30	0.0%	2.5%	2.0%
% of courses of treatment with removable appliances only - completed treatment (rolling 12 month period)	0	6	0.0%	1.6%	1.5%
% of patients satisfied with the treatment they have received (rolling 12 month period)	1	2	50.0%	95.3%	96.0%

\* Figures in italics indicate that the base number is less than 100.

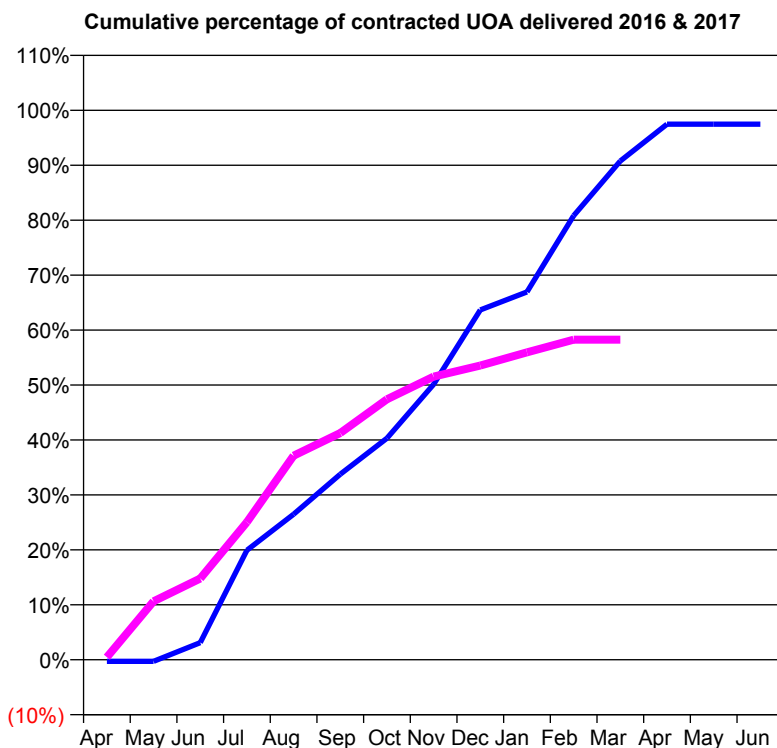
**Q54 - Vital Signs Orthodontic At a Glance Contract Report for 946303/0001 - March 2017**

Name or company name	MR E ACHEAMPONG
Contract type name	GDS Contract
Purpose of contract	General and Orthodontic
Contract start date	01/04/2006
Contract end date	

16/17 Contracted general activity (UDA)	2,390
Carry forward general activity (UDA)	0
16/17 Contracted orthodontic activity (UOA)	1,042
Carry forward orthodontic activity (UOA)	16
Baseline contract value	£118,747.33

**ACCESS**

	Contract	England and Wales
24 month ratio of assessments to patient IDs	1.04	1.09

**ACTIVITY**


Month	Adjusted Scheduled Activity (UOA)	
	2016	2017
April	-2	5
May	-2	111
June	20	154
July	128	261
August	170	387
September	217	430
October	259	494
November	322	537
December	409	558
January	430	583
February	519	607
March	583	607
April	626	
May	626	
June	626	

**QUALITY**

	Contract Quantity	Contract Base Number	Contract *	Region	England
% of all assessments that were assess and fit appliances (rolling 12 month period)	31	47	66.0%	55.8%	56.6%
% of all assessments that were assess and refuse (rolling 12 month period)	4	47	8.5%	11.1%	11.8%
% of all assessments that were assess and review (rolling 12 month period)	12	47	25.5%	33.1%	31.6%
% of terminated courses where treatment was abandoned or discontinued (rolling 12 month period)	1	14	7.1%	8.6%	7.7%
% of completed treatments indicating that PAR score was taken (year to date)	13	13	100.0%	57.9%	58.4%
Rate of removable appliances per 100 fixed appliances - proposed treatment (rolling 12 month period)	0	61	0.00	7.01	5.64
Rate of removable appliances per 100 fixed appliances - completed treatment (rolling 12 month period)	0	0	N/A	6.51	4.81
% of courses of treatment with removable appliances only - proposed treatment (rolling 12 month period)	0	31	0.0%	2.5%	2.0%
% of courses of treatment with removable appliances only - completed treatment (rolling 12 month period)	0	13	0.0%	1.6%	1.5%
% of patients satisfied with the treatment they have received (rolling 12 month period)	0	0	N/A	95.3%	96.0%

\* Figures in italics indicate that the base number is less than 100.

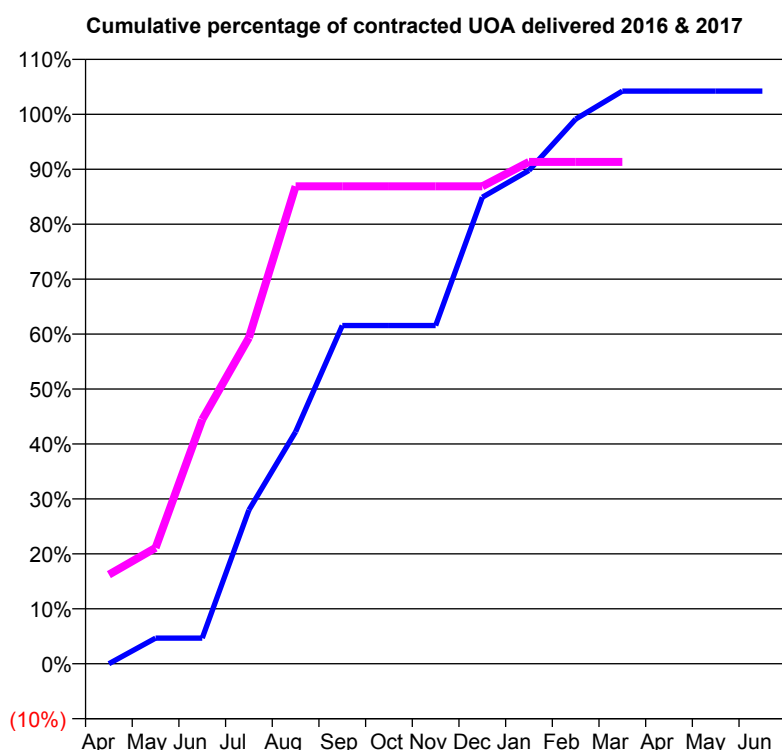
**Q54 - Vital Signs Orthodontic At a Glance Contract Report for 993913/0001 - March 2017**

Name or company name	MR SL REES
Contract type name	PDS Contract
Purpose of contract	General and Orthodontic
Contract start date	01/04/2006
Contract end date	31/03/2021

16/17 Contracted general activity (UDA)	6,811
Carry forward general activity (UDA)	0
16/17 Contracted orthodontic activity (UOA)	450
Carry forward orthodontic activity (UOA)	-9
Baseline contract value	£248,123.60

**ACCESS**

	Contract	England and Wales
24 month ratio of assessments to patient IDs	1.04	1.09

**ACTIVITY**


Month	Adjusted Scheduled Activity (UOA)	
	2016	2017
April	0	73
May	21	95
June	21	200
July	126	267
August	190	391
September	277	391
October	277	391
November	277	391
December	382	391
January	404	411
February	446	411
March	469	411
April	469	
May	469	
June	469	

**QUALITY**

	Contract Quantity	Contract Base Number	Contract *	Region	England
% of all assessments that were assess and fit appliances (rolling 12 month period)	19	44	43.2%	55.8%	56.6%
% of all assessments that were assess and refuse (rolling 12 month period)	2	44	4.5%	11.1%	11.8%
% of all assessments that were assess and review (rolling 12 month period)	23	44	52.3%	33.1%	31.6%
% of terminated courses where treatment was abandoned or discontinued (rolling 12 month period)	0	0	N/A	8.6%	7.7%
% of completed treatments indicating that PAR score was taken (year to date)	0	0	N/A	57.9%	58.4%
Rate of removable appliances per 100 fixed appliances - proposed treatment (rolling 12 month period)	1	3	33.33	7.01	5.64
Rate of removable appliances per 100 fixed appliances - completed treatment (rolling 12 month period)	0	0	N/A	6.51	4.81
% of courses of treatment with removable appliances only - proposed treatment (rolling 12 month period)	0	19	0.0%	2.5%	2.0%
% of courses of treatment with removable appliances only - completed treatment (rolling 12 month period)	0	0	N/A	1.6%	1.5%
% of patients satisfied with the treatment they have received (rolling 12 month period)	1	1	100.0%	95.3%	96.0%

\* Figures in italics indicate that the base number is less than 100.

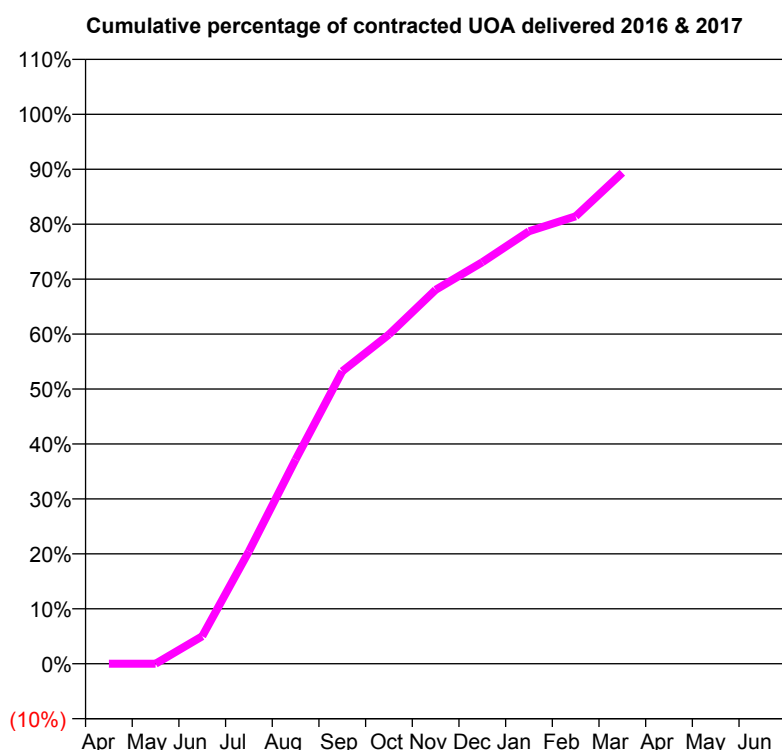
**Q55 - Vital Signs Orthodontic At a Glance Contract Report for 100150/0000 - March 2017**

Name or company name	MR JD AL-DAMOUK
Contract type name	GDS Contract
Purpose of contract	General and Orthodontic
Contract start date	01/06/2016
Contract end date	

16/17 Contracted general activity (UDA)	13,091
Carry forward general activity (UDA)	0
16/17 Contracted orthodontic activity (UOA)	479
Carry forward orthodontic activity (UOA)	0
Baseline contract value	£386,543.48

**ACCESS**

	Contract	England and Wales
24 month ratio of assessments to patient IDs	1.11	1.09

**ACTIVITY**


Month	Adjusted Scheduled Activity (UOA)	
	2016	2017
April	0	0
May	0	0
June	0	24
July	0	98
August	0	178
September	0	255
October	0	287
November	0	326
December	0	350
January	0	377
February	0	390
March	0	428
April	0	
May	0	
June	0	

**QUALITY**

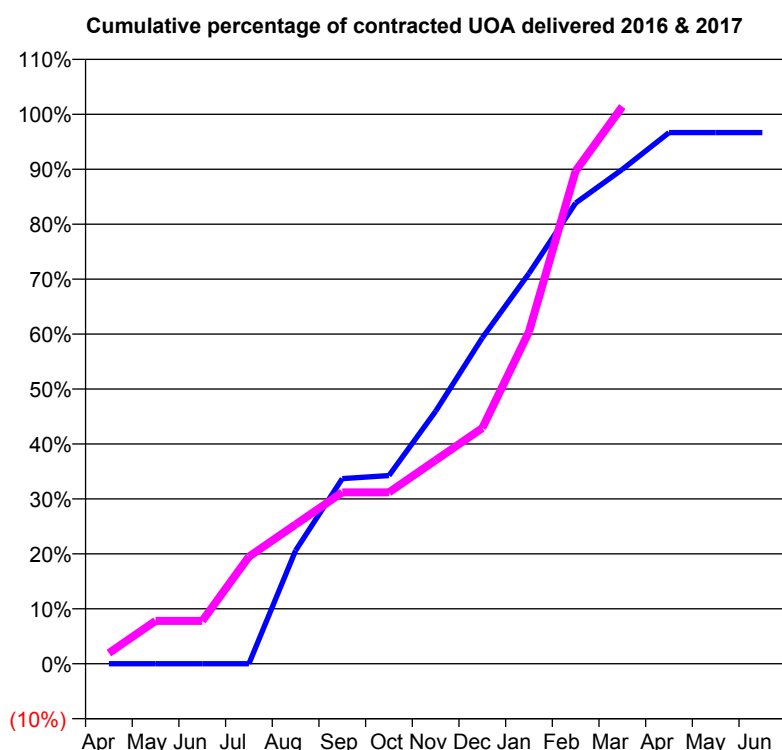
	Contract Quantity	Contract Base Number	Contract *	Region	England
% of all assessments that were assess and fit appliances (rolling 12 month period)	0	428	0.0%	55.8%	56.6%
% of all assessments that were assess and refuse (rolling 12 month period)	0	428	0.0%	11.1%	11.8%
% of all assessments that were assess and review (rolling 12 month period)	428	428	100.0%	33.1%	31.6%
% of terminated courses where treatment was abandoned or discontinued (rolling 12 month period)	0	0	N/A	8.6%	7.7%
% of completed treatments indicating that PAR score was taken (year to date)	0	0	N/A	57.9%	58.4%
Rate of removable appliances per 100 fixed appliances - proposed treatment (rolling 12 month period)	0	0	N/A	7.01	5.64
Rate of removable appliances per 100 fixed appliances - completed treatment (rolling 12 month period)	0	0	N/A	6.51	4.81
% of courses of treatment with removable appliances only - proposed treatment (rolling 12 month period)	0	0	N/A	2.5%	2.0%
% of courses of treatment with removable appliances only - completed treatment (rolling 12 month period)	0	0	N/A	1.6%	1.5%
% of patients satisfied with the treatment they have received (rolling 12 month period)	0	0	N/A	95.3%	96.0%

\* Figures in italics indicate that the base number is less than 100.

**Q55 - Vital Signs Orthodontic At a Glance Contract Report for 101281/0025 - March 2017**

Name or company name	OASIS DENTAL CARE LTD	16/17 Contracted general activity (UDA)	0
Contract type name	GDS Contract	Carry forward general activity (UDA)	0
Purpose of contract	Orthodontic	16/17 Contracted orthodontic activity (UOA)	359
Contract start date	01/04/2006	Carry forward orthodontic activity (UOA)	-7
Contract end date		Baseline contract value	£24,533.17

ACCESS	Contract	England and Wales
24 month ratio of assessments to patient IDs	1.07	1.09

**ACTIVITY**


Month	Adjusted Scheduled Activity (UOA)	
	2016	2017
April	0	7
May	0	28
June	0	28
July	0	70
August	74	91
September	121	112
October	123	112
November	165	133
December	213	154
January	255	217
February	301	322
March	323	364
April	347	
May	347	
June	347	

QUALITY	Contract Quantity	Contract Base Number	Contract *	Region	England
% of all assessments that were assess and fit appliances (rolling 12 month period)	18	21	85.7%	55.8%	56.6%
% of all assessments that were assess and refuse (rolling 12 month period)	0	21	0.0%	11.1%	11.8%
% of all assessments that were assess and review (rolling 12 month period)	3	21	14.3%	33.1%	31.6%
% of terminated courses where treatment was abandoned or discontinued (rolling 12 month period)	1	8	12.5%	8.6%	7.7%
% of completed treatments indicating that PAR score was taken (year to date)	7	7	100.0%	57.9%	58.4%
Rate of removable appliances per 100 fixed appliances - proposed treatment (rolling 12 month period)	0	0	N/A	7.01	5.64
Rate of removable appliances per 100 fixed appliances - completed treatment (rolling 12 month period)	0	0	N/A	6.51	4.81
% of courses of treatment with removable appliances only - proposed treatment (rolling 12 month period)	0	18	0.0%	2.5%	2.0%
% of courses of treatment with removable appliances only - completed treatment (rolling 12 month period)	0	7	0.0%	1.6%	1.5%
% of patients satisfied with the treatment they have received (rolling 12 month period)	0	0	N/A	95.3%	96.0%

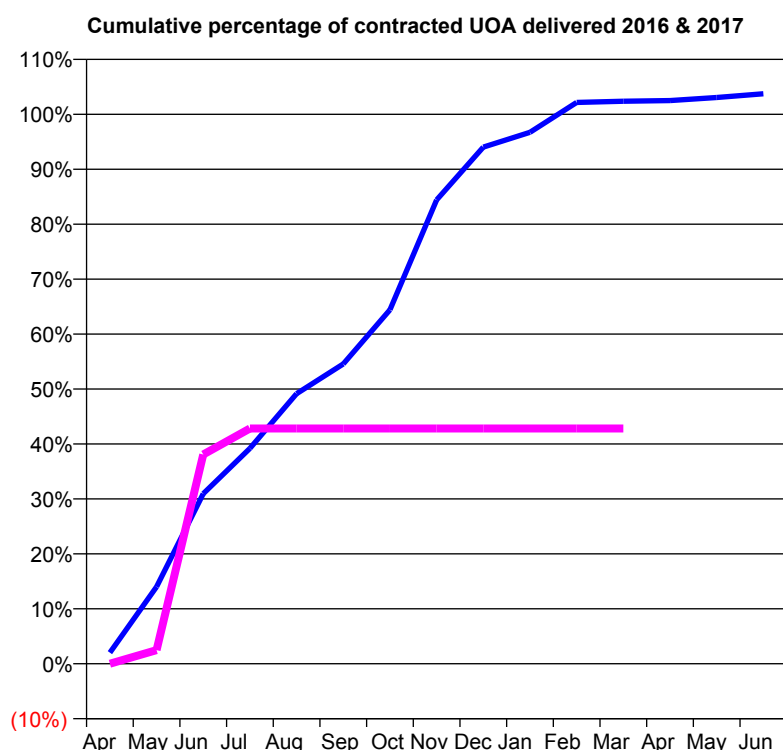
\* Figures in italics indicate that the base number is less than 100.

**Q55 - Vital Signs Orthodontic At a Glance Contract Report for 101281/0042 - March 2017**

Name or company name	OASIS DENTAL CARE LTD	16/17 Contracted general activity (UDA)	0
Contract type name	GDS Contract	Carry forward general activity (UDA)	0
Purpose of contract	General and Orthodontic	16/17 Contracted orthodontic activity (UOA)	885
Contract start date	01/04/2006	Carry forward orthodontic activity (UOA)	0
Contract end date		Baseline contract value	£53,826.54

**ACCESS**

	Contract	England and Wales
24 month ratio of assessments to patient IDs	1.05	1.09

**ACTIVITY**


Month	Adjusted Scheduled Activity (UOA)	
	2016	2017
April	18	0
May	124	22
June	274	337
July	347	379
August	435	379
September	483	379
October	570	379
November	747	379
December	832	379
January	856	379
February	904	379
March	906	379
April	907	
May	912	
June	918	

**QUALITY**

	Contract Quantity	Contract Base Number	Contract *	Region	England
% of all assessments that were assess and fit appliances (rolling 12 month period)	21	40	52.5%	55.8%	56.6%
% of all assessments that were assess and refuse (rolling 12 month period)	0	40	0.0%	11.1%	11.8%
% of all assessments that were assess and review (rolling 12 month period)	19	40	47.5%	33.1%	31.6%
% of terminated courses where treatment was abandoned or discontinued (rolling 12 month period)	0	26	0.0%	8.6%	7.7%
% of completed treatments indicating that PAR score was taken (year to date)	14	15	93.3%	57.9%	58.4%
Rate of removable appliances per 100 fixed appliances - proposed treatment (rolling 12 month period)	0	42	0.00	7.01	5.64
Rate of removable appliances per 100 fixed appliances - completed treatment (rolling 12 month period)	3	50	6.00	6.51	4.81
% of courses of treatment with removable appliances only - proposed treatment (rolling 12 month period)	0	21	0.0%	2.5%	2.0%
% of courses of treatment with removable appliances only - completed treatment (rolling 12 month period)	1	26	3.8%	1.6%	1.5%
% of patients satisfied with the treatment they have received (rolling 12 month period)	0	0	N/A	95.3%	96.0%

\* Figures in italics indicate that the base number is less than 100.

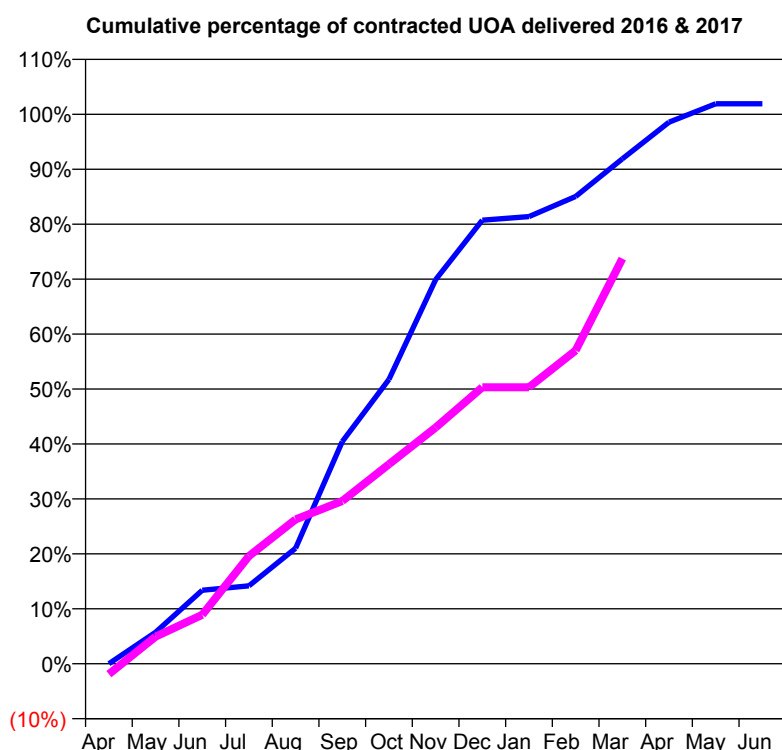
**Q55 - Vital Signs Orthodontic At a Glance Contract Report for 101281/0048 - March 2017**

Name or company name	OASIS DENTAL CARE LTD
Contract type name	GDS Contract
Purpose of contract	General and Orthodontic
Contract start date	01/04/2006
Contract end date	

16/17 Contracted general activity (UDA)	19,361
Carry forward general activity (UDA)	-387
16/17 Contracted orthodontic activity (UOA)	628
Carry forward orthodontic activity (UOA)	12
Baseline contract value	£503,773.86

**ACCESS**

	Contract	England and Wales
24 month ratio of assessments to patient IDs	1.06	1.09

**ACTIVITY**


Month	Adjusted Scheduled Activity (UOA)	
	2016	2017
April	0	-12
May	36	31
June	84	56
July	89	123
August	132	165
September	254	186
October	325	228
November	439	270
December	507	316
January	511	316
February	534	358
March	577	463
April	619	
May	640	
June	640	

**QUALITY**

	Contract Quantity	Contract Base Number	Contract *	Region	England
% of all assessments that were assess and fit appliances (rolling 12 month period)	28	29	96.6%	55.8%	56.6%
% of all assessments that were assess and refuse (rolling 12 month period)	1	29	3.4%	11.1%	11.8%
% of all assessments that were assess and review (rolling 12 month period)	0	29	0.0%	33.1%	31.6%
% of terminated courses where treatment was abandoned or discontinued (rolling 12 month period)	0	0	N/A	8.6%	7.7%
% of completed treatments indicating that PAR score was taken (year to date)	0	0	N/A	57.9%	58.4%
Rate of removable appliances per 100 fixed appliances - proposed treatment (rolling 12 month period)	2	50	4.00	7.01	5.64
Rate of removable appliances per 100 fixed appliances - completed treatment (rolling 12 month period)	0	0	N/A	6.51	4.81
% of courses of treatment with removable appliances only - proposed treatment (rolling 12 month period)	2	28	7.1%	2.5%	2.0%
% of courses of treatment with removable appliances only - completed treatment (rolling 12 month period)	0	0	N/A	1.6%	1.5%
% of patients satisfied with the treatment they have received (rolling 12 month period)	0	0	N/A	95.3%	96.0%

\* Figures in italics indicate that the base number is less than 100.

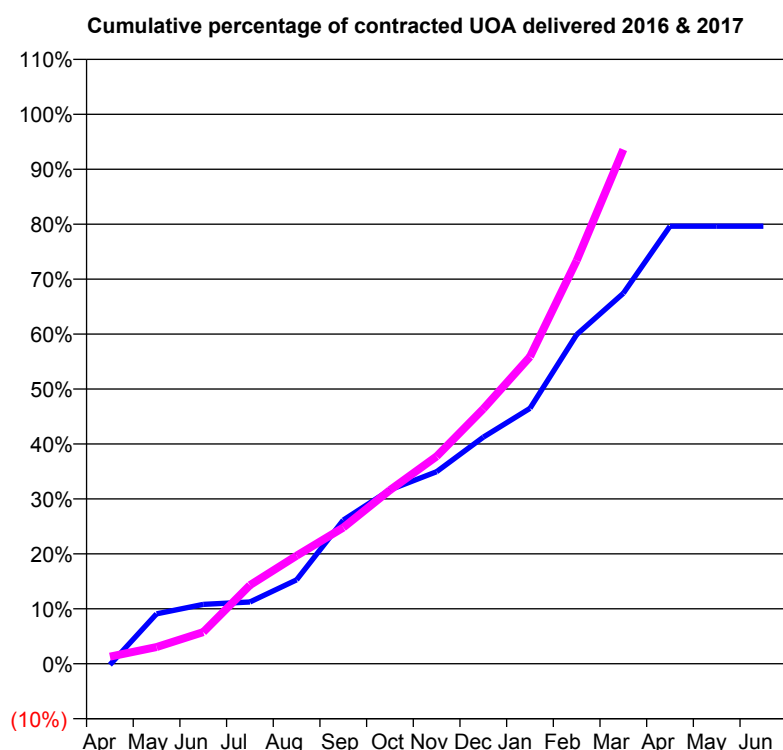
**Q55 - Vital Signs Orthodontic At a Glance Contract Report for 101370/0039 - March 2017**

Name or company name	Petrie Tucker and Partners Ltd
Contract type name	PDS Contract
Purpose of contract	Orthodontic
Contract start date	01/04/2006
Contract end date	31/03/2018

16/17 Contracted general activity (UDA)	0
Carry forward general activity (UDA)	0
16/17 Contracted orthodontic activity (UOA)	14,868
Carry forward orthodontic activity (UOA)	0
Baseline contract value	£990,306.01

**ACCESS**

	Contract	England and Wales
24 month ratio of assessments to patient IDs	1.13	1.09

**ACTIVITY**


Month	Adjusted Scheduled Activity (UOA)	
	2016	2017
April	-30	192
May	1,350	453
June	1,608	858
July	1,673	2,127
August	2,270	2,925
September	3,888	3,687
October	4,707	4,699
November	5,196	5,611
December	6,131	6,896
January	6,912	8,309
February	8,908	10,910
March	10,024	13,914
April	11,840	-
May	11,840	-
June	11,840	-

**QUALITY**

	Contract Quantity	Contract Base Number	Contract *	Region	England
% of all assessments that were assess and fit appliances (rolling 12 month period)	714	1,518	47.0%	55.8%	56.6%
% of all assessments that were assess and refuse (rolling 12 month period)	199	1,518	13.1%	11.1%	11.8%
% of all assessments that were assess and review (rolling 12 month period)	605	1,518	39.9%	33.1%	31.6%
% of terminated courses where treatment was abandoned or discontinued (rolling 12 month period)	6	264	2.3%	8.6%	7.7%
% of completed treatments indicating that PAR score was taken (year to date)	2	258	0.8%	57.9%	58.4%
Rate of removable appliances per 100 fixed appliances - proposed treatment (rolling 12 month period)	14	583	2.40	7.01	5.64
Rate of removable appliances per 100 fixed appliances - completed treatment (rolling 12 month period)	0	71	0.00	6.51	4.81
% of courses of treatment with removable appliances only - proposed treatment (rolling 12 month period)	3	714	0.4%	2.5%	2.0%
% of courses of treatment with removable appliances only - completed treatment (rolling 12 month period)	0	258	0.0%	1.6%	1.5%
% of patients satisfied with the treatment they have received (rolling 12 month period)	23	24	95.8%	95.3%	96.0%

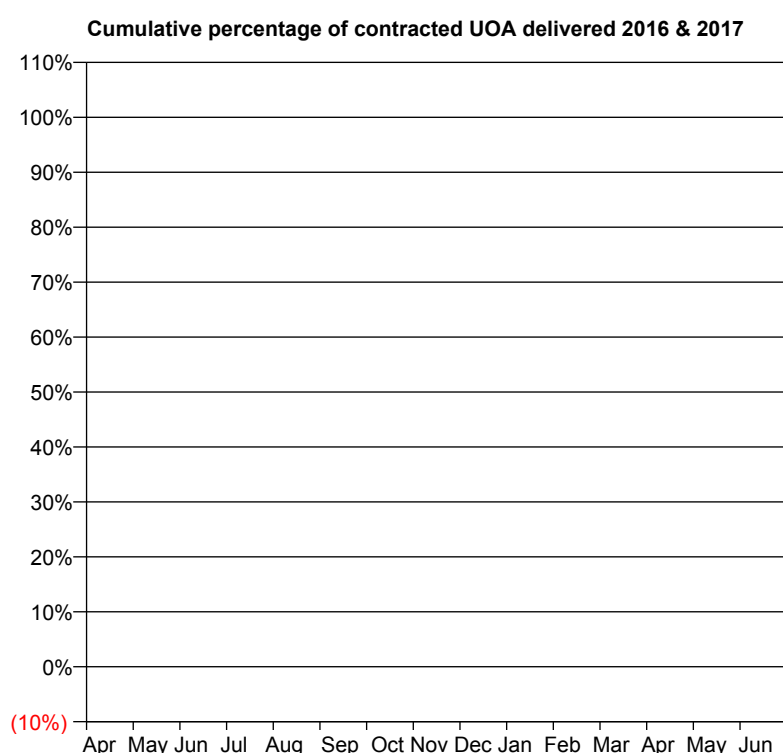
\* Figures in italics indicate that the base number is less than 100.



**Q55 - Vital Signs Orthodontic At a Glance Contract Report for 101435/0064 - March 2017**

Name or company name	IDH Limited	16/17 Contracted general activity (UDA)	49,253
Contract type name	GDS Contract	Carry forward general activity (UDA)	1,562
Purpose of contract	General	16/17 Contracted orthodontic activity (UOA)	0
Contract start date	21/07/2007	Carry forward orthodontic activity (UOA)	0
Contract end date		Baseline contract value	£1,006,430.77

ACCESS	Contract	England and Wales
24 month ratio of assessments to patient IDs	1.00	1.09

**ACTIVITY**


Adjusted Scheduled Activity (UOA)		
Month	2016	2017
April	0	0
May	0	0
June	0	0
July	0	0
August	0	0
September	0	0
October	0	0
November	0	0
December	0	0
January	0	0
February	0	1
March	0	1
April	0	
May	0	
June	0	

QUALITY	Contract Quantity	Contract Base Number	Contract *	Region	England
% of all assessments that were assess and fit appliances (rolling 12 month period)	0	1	0.0%	55.8%	56.6%
% of all assessments that were assess and refuse (rolling 12 month period)	0	1	0.0%	11.1%	11.8%
% of all assessments that were assess and review (rolling 12 month period)	1	1	100.0%	33.1%	31.6%
% of terminated courses where treatment was abandoned or discontinued (rolling 12 month period)	0	0	N/A	8.6%	7.7%
% of completed treatments indicating that PAR score was taken (year to date)	0	0	N/A	57.9%	58.4%
Rate of removable appliances per 100 fixed appliances - proposed treatment (rolling 12 month period)	0	0	N/A	7.01	5.64
Rate of removable appliances per 100 fixed appliances - completed treatment (rolling 12 month period)	0	0	N/A	6.51	4.81
% of courses of treatment with removable appliances only - proposed treatment (rolling 12 month period)	0	0	N/A	2.5%	2.0%
% of courses of treatment with removable appliances only - completed treatment (rolling 12 month period)	0	0	N/A	1.6%	1.5%
% of patients satisfied with the treatment they have received (rolling 12 month period)	0	0	N/A	95.3%	96.0%

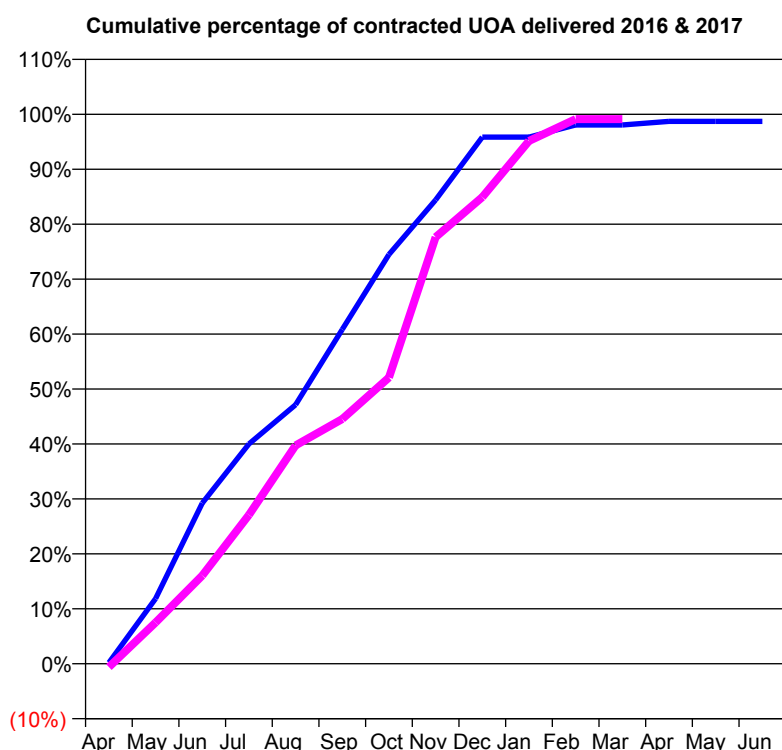
\* Figures in italics indicate that the base number is less than 100.

**Q55 - Vital Signs Orthodontic At a Glance Contract Report for 101435/0065 - March 2017**

Name or company name	IDH Limited
Contract type name	GDS Contract
Purpose of contract	Orthodontic
Contract start date	21/07/2007
Contract end date	

16/17 Contracted general activity (UDA)	0
Carry forward general activity (UDA)	0
16/17 Contracted orthodontic activity (UOA)	1,812
Carry forward orthodontic activity (UOA)	18
Baseline contract value	£115,323.68

ACCESS	Contract	England and Wales
24 month ratio of assessments to patient IDs	1.05	1.09

**ACTIVITY**


Month	Adjusted Scheduled Activity (UOA)	
	2016	2017
April	3	-11
May	165	136
June	407	291
July	557	491
August	656	720
September	847	807
October	1,037	944
November	1,175	1,407
December	1,334	1,539
January	1,334	1,724
February	1,365	1,796
March	1,365	1,796
April	1,374	
May	1,374	
June	1,374	

QUALITY	Contract Quantity	Contract Base Number	Contract *	Region	England
% of all assessments that were assess and fit appliances (rolling 12 month period)	82	183	44.8%	55.8%	56.6%
% of all assessments that were assess and refuse (rolling 12 month period)	17	183	9.3%	11.1%	11.8%
% of all assessments that were assess and review (rolling 12 month period)	84	183	45.9%	33.1%	31.6%
% of terminated courses where treatment was abandoned or discontinued (rolling 12 month period)	0	5	0.0%	8.6%	7.7%
% of completed treatments indicating that PAR score was taken (year to date)	0	2	0.0%	57.9%	58.4%
Rate of removable appliances per 100 fixed appliances - proposed treatment (rolling 12 month period)	3	154	1.95	7.01	5.64
Rate of removable appliances per 100 fixed appliances - completed treatment (rolling 12 month period)	0	0	N/A	6.51	4.81
% of courses of treatment with removable appliances only - proposed treatment (rolling 12 month period)	0	82	0.0%	2.5%	2.0%
% of courses of treatment with removable appliances only - completed treatment (rolling 12 month period)	0	5	0.0%	1.6%	1.5%
% of patients satisfied with the treatment they have received (rolling 12 month period)	2	2	100.0%	95.3%	96.0%

\* Figures in italics indicate that the base number is less than 100.

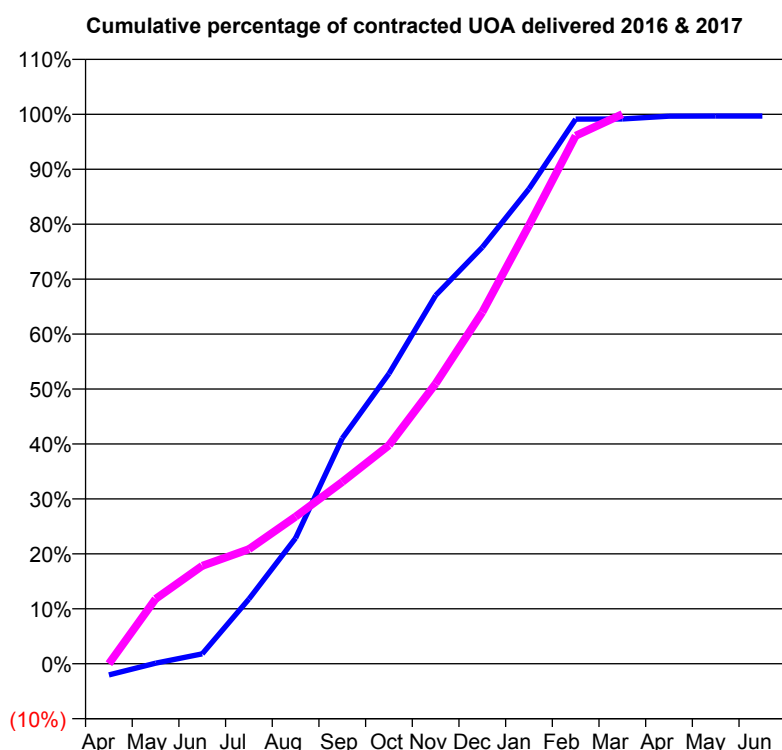
**Q55 - Vital Signs Orthodontic At a Glance Contract Report for 111295/0002 - March 2017**

Name or company name	Modwena Orthodontics Limited
Contract type name	PDS Contract
Purpose of contract	Orthodontic
Contract start date	01/10/2014
Contract end date	31/03/2018

16/17 Contracted general activity (UDA)	0
Carry forward general activity (UDA)	0
16/17 Contracted orthodontic activity (UOA)	6,630
Carry forward orthodontic activity (UOA)	0
Baseline contract value	£403,800.65

**ACCESS**

	Contract	England and Wales
24 month ratio of assessments to patient IDs	1.04	1.09

**ACTIVITY**


Month	Adjusted Scheduled Activity (UOA)	
	2016	2017
April	-103	0
May	5	783
June	91	1,182
July	591	1,383
August	1,147	1,776
September	2,056	2,194
October	2,647	2,636
November	3,361	3,380
December	3,800	4,242
January	4,332	5,290
February	4,969	6,370
March	4,970	6,631
April	4,995	
May	4,997	
June	4,997	

**QUALITY**

	Contract Quantity	Contract Base Number	Contract *	Region	England
% of all assessments that were assess and fit appliances (rolling 12 month period)	310	527	58.8%	55.8%	56.6%
% of all assessments that were assess and refuse (rolling 12 month period)	51	527	9.7%	11.1%	11.8%
% of all assessments that were assess and review (rolling 12 month period)	166	527	31.5%	33.1%	31.6%
% of terminated courses where treatment was abandoned or discontinued (rolling 12 month period)	11	184	6.0%	8.6%	7.7%
% of completed treatments indicating that PAR score was taken (year to date)	24	173	13.9%	57.9%	58.4%
Rate of removable appliances per 100 fixed appliances - proposed treatment (rolling 12 month period)	16	610	2.62	7.01	5.64
Rate of removable appliances per 100 fixed appliances - completed treatment (rolling 12 month period)	16	336	4.76	6.51	4.81
% of courses of treatment with removable appliances only - proposed treatment (rolling 12 month period)	2	310	0.6%	2.5%	2.0%
% of courses of treatment with removable appliances only - completed treatment (rolling 12 month period)	2	173	1.2%	1.6%	1.5%
% of patients satisfied with the treatment they have received (rolling 12 month period)	18	19	94.7%	95.3%	96.0%

\* Figures in italics indicate that the base number is less than 100.

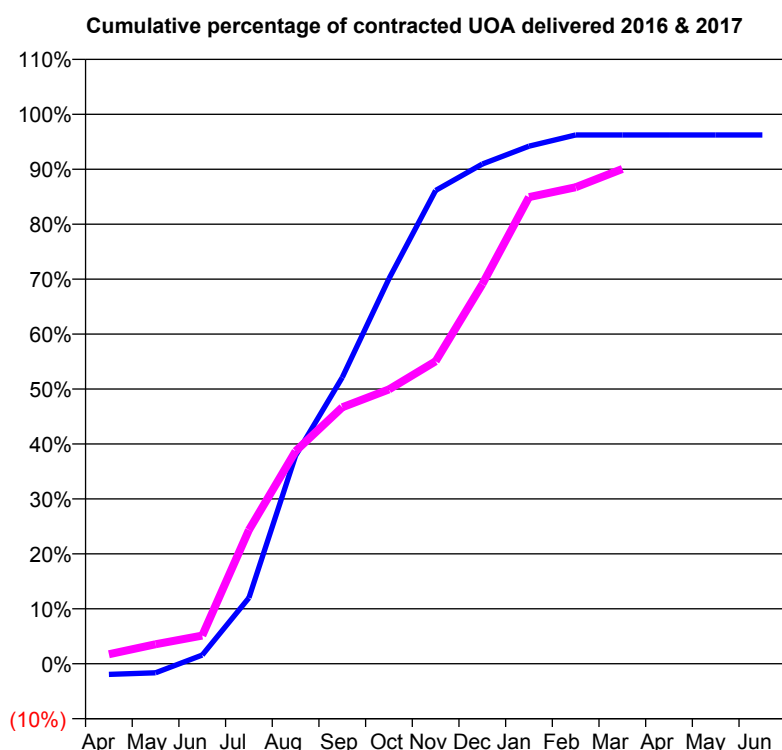
**Q55 - Vital Signs Orthodontic At a Glance Contract Report for 111295/0003 - March 2017**

Name or company name	Modwena Orthodontics Limited
Contract type name	PDS Contract
Purpose of contract	Orthodontic
Contract start date	01/10/2014
Contract end date	31/03/2018

16/17 Contracted general activity (UDA)	0
Carry forward general activity (UDA)	0
16/17 Contracted orthodontic activity (UOA)	1,326
Carry forward orthodontic activity (UOA)	-23
Baseline contract value	£89,378.31

**ACCESS**

	Contract	England and Wales
24 month ratio of assessments to patient IDs	1.09	1.09

**ACTIVITY**


Month	Adjusted Scheduled Activity (UOA)	
	2016	2017
April	-26	23
May	-22	47
June	21	68
July	159	323
August	502	513
September	691	619
October	929	662
November	1,142	730
December	1,206	916
January	1,249	1,126
February	1,276	1,150
March	1,276	1,194
April	1,276	
May	1,276	
June	1,276	

**QUALITY**

	Contract Quantity	Contract Base Number	Contract *	Region	England
% of all assessments that were assess and fit appliances (rolling 12 month period)	56	72	77.8%	55.8%	56.6%
% of all assessments that were assess and refuse (rolling 12 month period)	10	72	13.9%	11.1%	11.8%
% of all assessments that were assess and review (rolling 12 month period)	6	72	8.3%	33.1%	31.6%
% of terminated courses where treatment was abandoned or discontinued (rolling 12 month period)	4	58	6.9%	8.6%	7.7%
% of completed treatments indicating that PAR score was taken (year to date)	53	54	98.1%	57.9%	58.4%
Rate of removable appliances per 100 fixed appliances - proposed treatment (rolling 12 month period)	4	111	3.60	7.01	5.64
Rate of removable appliances per 100 fixed appliances - completed treatment (rolling 12 month period)	0	4	0.00	6.51	4.81
% of courses of treatment with removable appliances only - proposed treatment (rolling 12 month period)	0	56	0.0%	2.5%	2.0%
% of courses of treatment with removable appliances only - completed treatment (rolling 12 month period)	0	54	0.0%	1.6%	1.5%
% of patients satisfied with the treatment they have received (rolling 12 month period)	3	3	100.0%	95.3%	96.0%

\* Figures in italics indicate that the base number is less than 100.

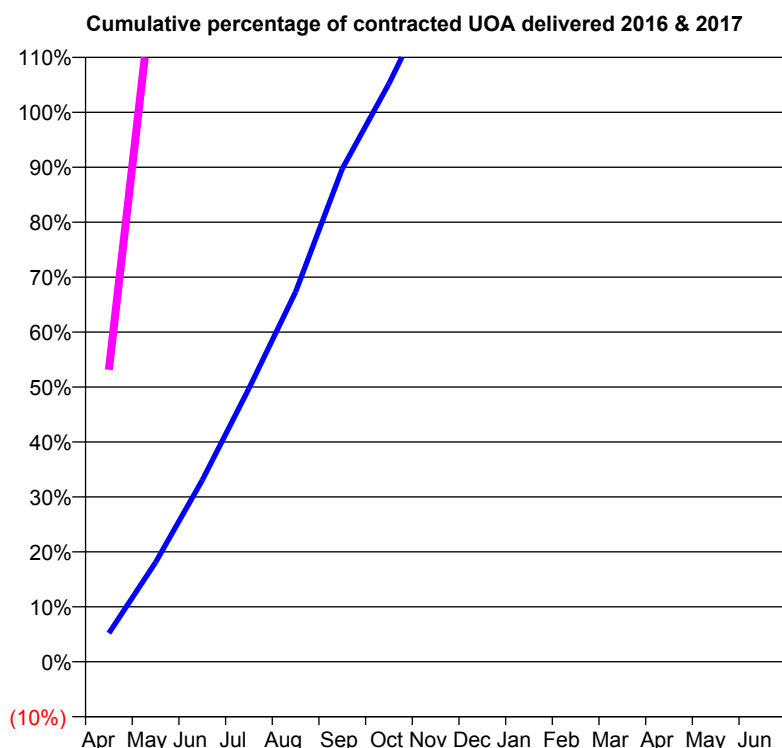
**Q55 - Vital Signs Orthodontic At a Glance Contract Report for 115843/0001 - March 2017**

Name or company name	Birmingham Dental Practice
Contract type name	GDS Contract
Purpose of contract	General and Orthodontic
Contract start date	01/11/2012
Contract end date	31/05/2016

16/17 Contracted general activity (UDA)	3,285
Carry forward general activity (UDA)	0
16/17 Contracted orthodontic activity (UOA)	96
Carry forward orthodontic activity (UOA)	0
Baseline contract value	£95,302.03

**ACCESS**

	Contract	England and Wales
24 month ratio of assessments to patient IDs	1.62	1.09

**ACTIVITY**


Month	Adjusted Scheduled Activity (UOA)	
	2016	2017
April	30	51
May	104	122
June	190	181
July	286	181
August	387	181
September	516	185
October	605	185
November	704	185
December	792	185
January	845	185
February	947	185
March	1,001	185
April	1,001	
May	1,001	
June	1,001	

**QUALITY**

	Contract Quantity	Contract Base Number	Contract *	Region	England
% of all assessments that were assess and fit appliances (rolling 12 month period)	0	185	0.0%	55.8%	56.6%
% of all assessments that were assess and refuse (rolling 12 month period)	0	185	0.0%	11.1%	11.8%
% of all assessments that were assess and review (rolling 12 month period)	185	185	100.0%	33.1%	31.6%
% of terminated courses where treatment was abandoned or discontinued (rolling 12 month period)	0	0	N/A	8.6%	7.7%
% of completed treatments indicating that PAR score was taken (year to date)	0	0	N/A	57.9%	58.4%
Rate of removable appliances per 100 fixed appliances - proposed treatment (rolling 12 month period)	0	0	N/A	7.01	5.64
Rate of removable appliances per 100 fixed appliances - completed treatment (rolling 12 month period)	0	0	N/A	6.51	4.81
% of courses of treatment with removable appliances only - proposed treatment (rolling 12 month period)	0	0	N/A	2.5%	2.0%
% of courses of treatment with removable appliances only - completed treatment (rolling 12 month period)	0	0	N/A	1.6%	1.5%
% of patients satisfied with the treatment they have received (rolling 12 month period)	0	0	N/A	95.3%	96.0%

\* Figures in italics indicate that the base number is less than 100.

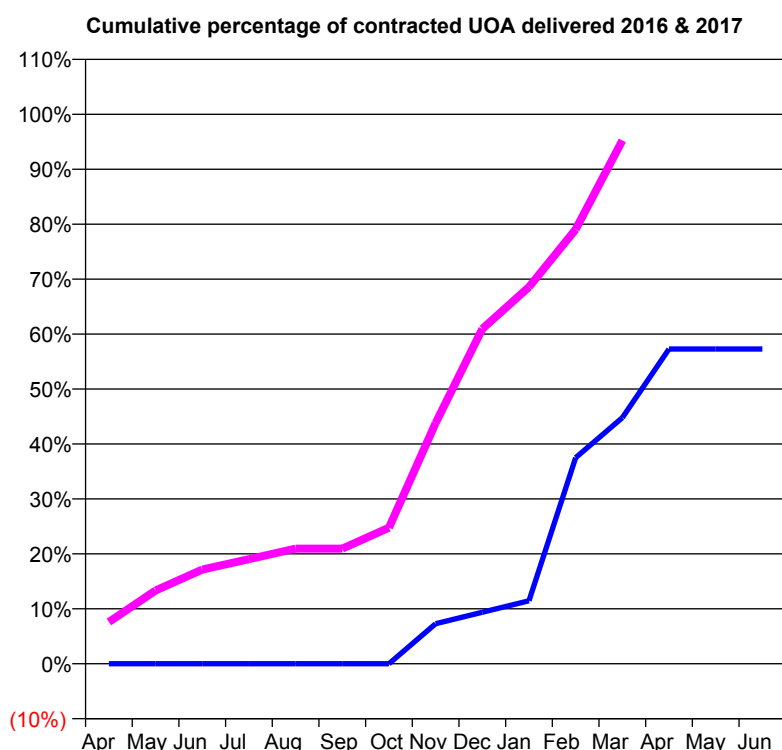
**Q55 - Vital Signs Orthodontic At a Glance Contract Report for 116386/0001 - March 2017**

Name or company name	Apex Dental Care Dronfield Partnership
Contract type name	GDS Contract
Purpose of contract	General and Orthodontic
Contract start date	01/05/2015
Contract end date	

16/17 Contracted general activity (UDA)	10,201
Carry forward general activity (UDA)	109
16/17 Contracted orthodontic activity (UOA)	105
Carry forward orthodontic activity (UOA)	0
Baseline contract value	£262,038.66

**ACCESS**

	Contract	England and Wales
24 month ratio of assessments to patient IDs	1.09	1.09

**ACTIVITY**


Month	Adjusted Scheduled Activity (UOA)	
	2016	2017
April	0	8
May	0	14
June	0	18
July	0	20
August	0	22
September	0	22
October	0	26
November	7	46
December	9	64
January	11	72
February	36	83
March	43	100
April	55	
May	55	
June	55	

**QUALITY**

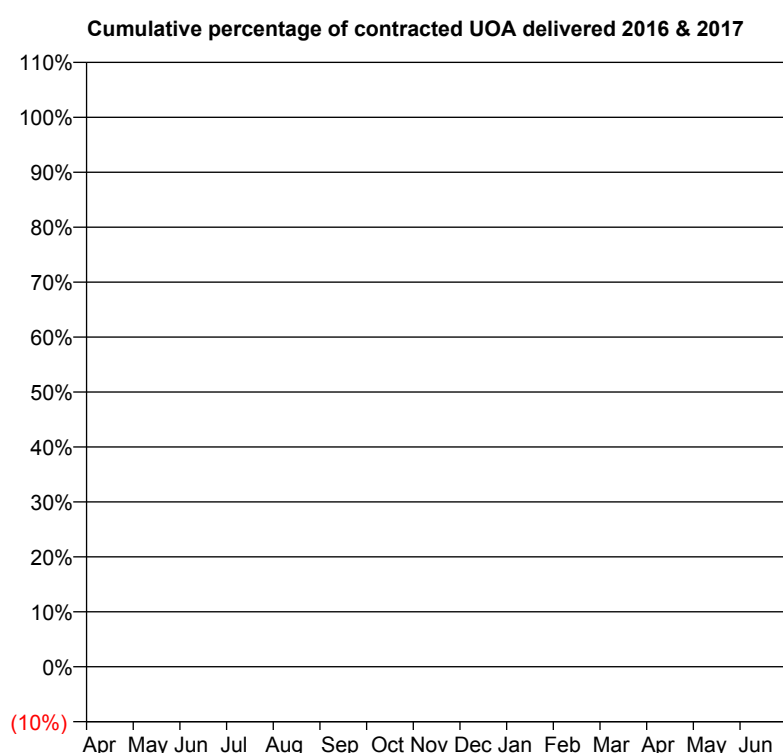
	Contract Quantity	Contract Base Number	Contract *	Region	England
% of all assessments that were assess and fit appliances (rolling 12 month period)	0	115	0.0%	55.8%	56.6%
% of all assessments that were assess and refuse (rolling 12 month period)	0	115	0.0%	11.1%	11.8%
% of all assessments that were assess and review (rolling 12 month period)	115	115	100.0%	33.1%	31.6%
% of terminated courses where treatment was abandoned or discontinued (rolling 12 month period)	0	0	N/A	8.6%	7.7%
% of completed treatments indicating that PAR score was taken (year to date)	0	0	N/A	57.9%	58.4%
Rate of removable appliances per 100 fixed appliances - proposed treatment (rolling 12 month period)	0	0	N/A	7.01	5.64
Rate of removable appliances per 100 fixed appliances - completed treatment (rolling 12 month period)	0	0	N/A	6.51	4.81
% of courses of treatment with removable appliances only - proposed treatment (rolling 12 month period)	0	0	N/A	2.5%	2.0%
% of courses of treatment with removable appliances only - completed treatment (rolling 12 month period)	0	0	N/A	1.6%	1.5%
% of patients satisfied with the treatment they have received (rolling 12 month period)	0	0	N/A	95.3%	96.0%

\* Figures in italics indicate that the base number is less than 100.

**Q55 - Vital Signs Orthodontic At a Glance Contract Report for 125725/0001 - March 2017**

Name or company name	D A Bradley Ltd	16/17 Contracted general activity (UDA)	4,000
Contract type name	GDS Contract	Carry forward general activity (UDA)	0
Purpose of contract	General	16/17 Contracted orthodontic activity (UOA)	0
Contract start date	01/09/2008	Carry forward orthodontic activity (UOA)	0
Contract end date		Baseline contract value	£107,073.54

ACCESS	Contract	England and Wales
24 month ratio of assessments to patient IDs	1.00	1.09

**ACTIVITY**


Adjusted Scheduled Activity (UOA)		
Month	2016	2017
April	0	0
May	0	0
June	0	0
July	0	0
August	0	1
September	1	5
October	1	5
November	1	5
December	1	5
January	1	5
February	1	5
March	1	6
April	1	
May	1	
June	1	

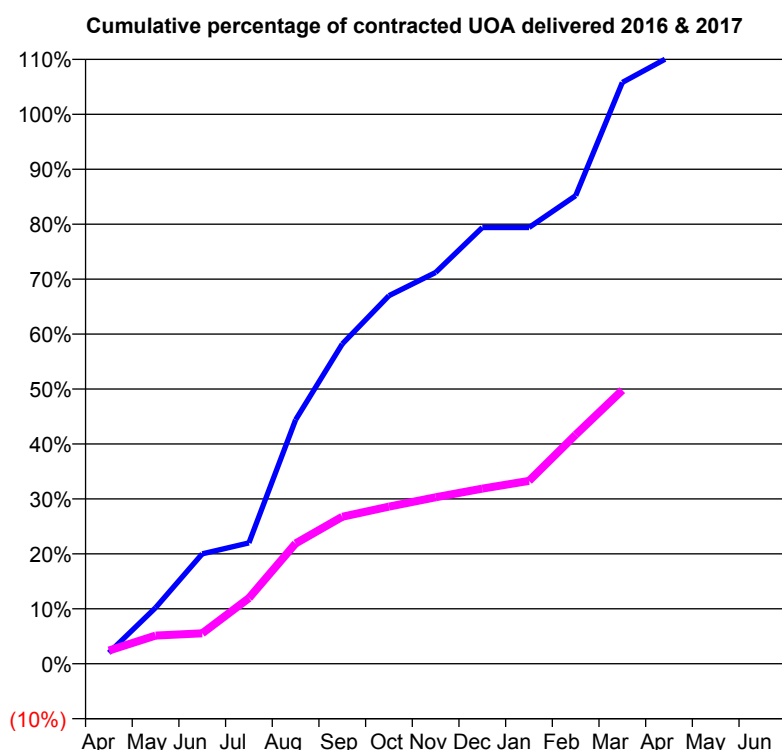
QUALITY	Contract Quantity	Contract Base Number	Contract *	Region	England
% of all assessments that were assess and fit appliances (rolling 12 month period)	1	3	33.3%	55.8%	56.6%
% of all assessments that were assess and refuse (rolling 12 month period)	0	3	0.0%	11.1%	11.8%
% of all assessments that were assess and review (rolling 12 month period)	2	3	66.7%	33.1%	31.6%
% of terminated courses where treatment was abandoned or discontinued (rolling 12 month period)	0	1	0.0%	8.6%	7.7%
% of completed treatments indicating that PAR score was taken (year to date)	1	1	100.0%	57.9%	58.4%
Rate of removable appliances per 100 fixed appliances - proposed treatment (rolling 12 month period)	0	0	N/A	7.01	5.64
Rate of removable appliances per 100 fixed appliances - completed treatment (rolling 12 month period)	0	0	N/A	6.51	4.81
% of courses of treatment with removable appliances only - proposed treatment (rolling 12 month period)	0	1	0.0%	2.5%	2.0%
% of courses of treatment with removable appliances only - completed treatment (rolling 12 month period)	0	1	0.0%	1.6%	1.5%
% of patients satisfied with the treatment they have received (rolling 12 month period)	0	0	N/A	95.3%	96.0%

\* Figures in italics indicate that the base number is less than 100.

**Q55 - Vital Signs Orthodontic At a Glance Contract Report for 125725/0002 - March 2017**

Name or company name	D A Bradley Ltd	16/17 Contracted general activity (UDA)	0
Contract type name	GDS Contract	Carry forward general activity (UDA)	0
Purpose of contract	Orthodontic	16/17 Contracted orthodontic activity (UOA)	703
Contract start date	01/09/2008	Carry forward orthodontic activity (UOA)	-10
Contract end date		Baseline contract value	£46,339.64

ACCESS	Contract	England and Wales
24 month ratio of assessments to patient IDs	1.79	1.09

**ACTIVITY**


Month	Adjusted Scheduled Activity (UOA)	
	2016	2017
April	10	17
May	51	36
June	100	39
July	110	84
August	222	154
September	291	188
October	335	201
November	356	213
December	397	224
January	397	234
February	426	293
March	529	350
April	552	
May	552	
June	552	

QUALITY	Contract Quantity	Contract Base Number	Contract *	Region	England
% of all assessments that were assess and fit appliances (rolling 12 month period)	7	224	3.1%	55.8%	56.6%
% of all assessments that were assess and refuse (rolling 12 month period)	0	224	0.0%	11.1%	11.8%
% of all assessments that were assess and review (rolling 12 month period)	217	224	96.9%	33.1%	31.6%
% of terminated courses where treatment was abandoned or discontinued (rolling 12 month period)	0	4	0.0%	8.6%	7.7%
% of completed treatments indicating that PAR score was taken (year to date)	4	4	100.0%	57.9%	58.4%
Rate of removable appliances per 100 fixed appliances - proposed treatment (rolling 12 month period)	0	0	N/A	7.01	5.64
Rate of removable appliances per 100 fixed appliances - completed treatment (rolling 12 month period)	0	0	N/A	6.51	4.81
% of courses of treatment with removable appliances only - proposed treatment (rolling 12 month period)	0	7	0.0%	2.5%	2.0%
% of courses of treatment with removable appliances only - completed treatment (rolling 12 month period)	0	4	0.0%	1.6%	1.5%
% of patients satisfied with the treatment they have received (rolling 12 month period)	0	0	N/A	95.3%	96.0%

\* Figures in italics indicate that the base number is less than 100.



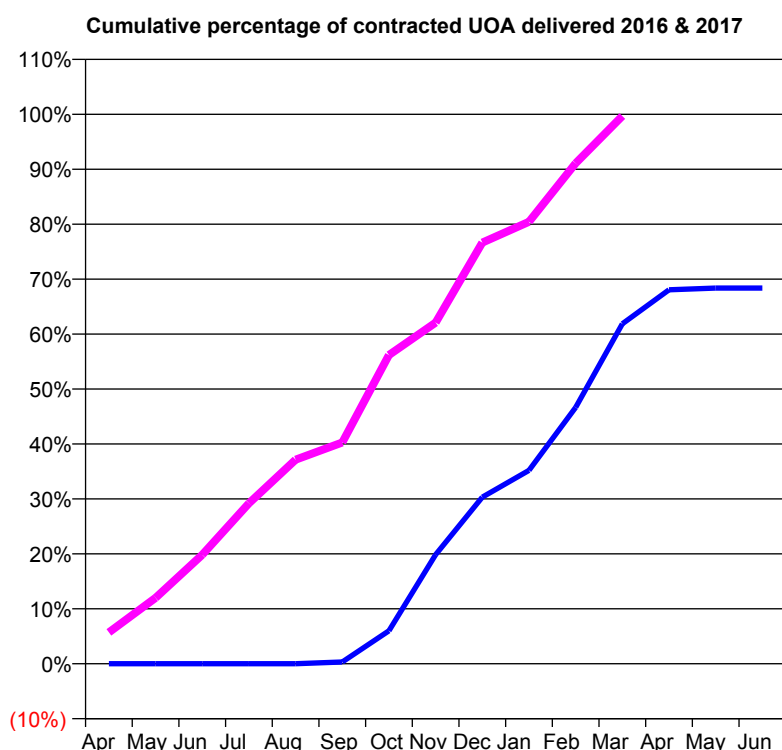
**Q55 - Vital Signs Orthodontic At a Glance Contract Report for 128198/0001 - March 2017**

Name or company name	Regent Street Orthodontics Limited
Contract type name	PDS Contract
Purpose of contract	Orthodontic
Contract start date	01/04/2015
Contract end date	31/03/2018

16/17 Contracted general activity (UDA)	0
Carry forward general activity (UDA)	0
16/17 Contracted orthodontic activity (UOA)	6,308
Carry forward orthodontic activity (UOA)	-82
Baseline contract value	£419,468.63

**ACCESS**

	Contract	England and Wales
24 month ratio of assessments to patient IDs	1.03	1.09

**ACTIVITY**


Month	Adjusted Scheduled Activity (UOA)	
	2016	2017
April	0	361
May	0	757
June	0	1,251
July	0	1,842
August	0	2,343
September	21	2,541
October	379	3,544
November	1,253	3,917
December	1,913	4,835
January	2,220	5,074
February	2,943	5,746
March	3,902	6,288
April	4,293	
May	4,314	
June	4,314	

**QUALITY**

	Contract Quantity	Contract Base Number	Contract *	Region	England
% of all assessments that were assess and fit appliances (rolling 12 month period)	309	552	56.0%	55.8%	56.6%
% of all assessments that were assess and refuse (rolling 12 month period)	60	552	10.9%	11.1%	11.8%
% of all assessments that were assess and review (rolling 12 month period)	183	552	33.2%	33.1%	31.6%
% of terminated courses where treatment was abandoned or discontinued (rolling 12 month period)	19	219	8.7%	8.6%	7.7%
% of completed treatments indicating that PAR score was taken (year to date)	111	200	55.5%	57.9%	58.4%
Rate of removable appliances per 100 fixed appliances - proposed treatment (rolling 12 month period)	28	592	4.73	7.01	5.64
Rate of removable appliances per 100 fixed appliances - completed treatment (rolling 12 month period)	8	385	2.08	6.51	4.81
% of courses of treatment with removable appliances only - proposed treatment (rolling 12 month period)	9	309	2.9%	2.5%	2.0%
% of courses of treatment with removable appliances only - completed treatment (rolling 12 month period)	3	200	1.5%	1.6%	1.5%
% of patients satisfied with the treatment they have received (rolling 12 month period)	8	9	88.9%	95.3%	96.0%

\* Figures in italics indicate that the base number is less than 100.

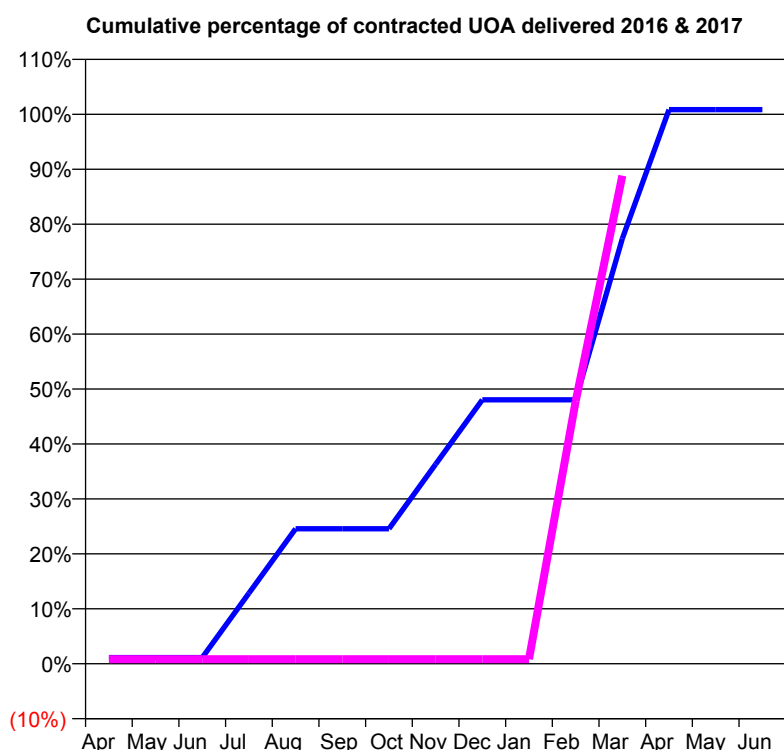
**Q55 - Vital Signs Orthodontic At a Glance Contract Report for 129186/0002 - March 2017**

Name or company name	Derwent Street Dental
Contract type name	PDS Contract
Purpose of contract	Orthodontic
Contract start date	15/10/2007
Contract end date	31/03/2018

16/17 Contracted general activity (UDA)	0
Carry forward general activity (UDA)	0
16/17 Contracted orthodontic activity (UOA)	358
Carry forward orthodontic activity (UOA)	-3
Baseline contract value	£22,225.67

**ACCESS**

	Contract	England and Wales
24 month ratio of assessments to patient IDs	1.00	1.09

**ACTIVITY**


Month	Adjusted Scheduled Activity (UOA)	
	2016	2017
April	4	3
May	4	3
June	4	3
July	46	3
August	88	3
September	88	3
October	88	3
November	130	3
December	172	3
January	172	3
February	172	171
March	277	318
April	361	
May	361	
June	361	

**QUALITY**

	Contract Quantity	Contract Base Number	Contract *	Region	England
% of all assessments that were assess and fit appliances (rolling 12 month period)	19	19	100.0%	55.8%	56.6%
% of all assessments that were assess and refuse (rolling 12 month period)	0	19	0.0%	11.1%	11.8%
% of all assessments that were assess and review (rolling 12 month period)	0	19	0.0%	33.1%	31.6%
% of terminated courses where treatment was abandoned or discontinued (rolling 12 month period)	0	20	0.0%	8.6%	7.7%
% of completed treatments indicating that PAR score was taken (year to date)	18	20	90.0%	57.9%	58.4%
Rate of removable appliances per 100 fixed appliances - proposed treatment (rolling 12 month period)	0	31	0.00	7.01	5.64
Rate of removable appliances per 100 fixed appliances - completed treatment (rolling 12 month period)	0	0	N/A	6.51	4.81
% of courses of treatment with removable appliances only - proposed treatment (rolling 12 month period)	0	19	0.0%	2.5%	2.0%
% of courses of treatment with removable appliances only - completed treatment (rolling 12 month period)	0	20	0.0%	1.6%	1.5%
% of patients satisfied with the treatment they have received (rolling 12 month period)	1	1	100.0%	95.3%	96.0%

\* Figures in italics indicate that the base number is less than 100.

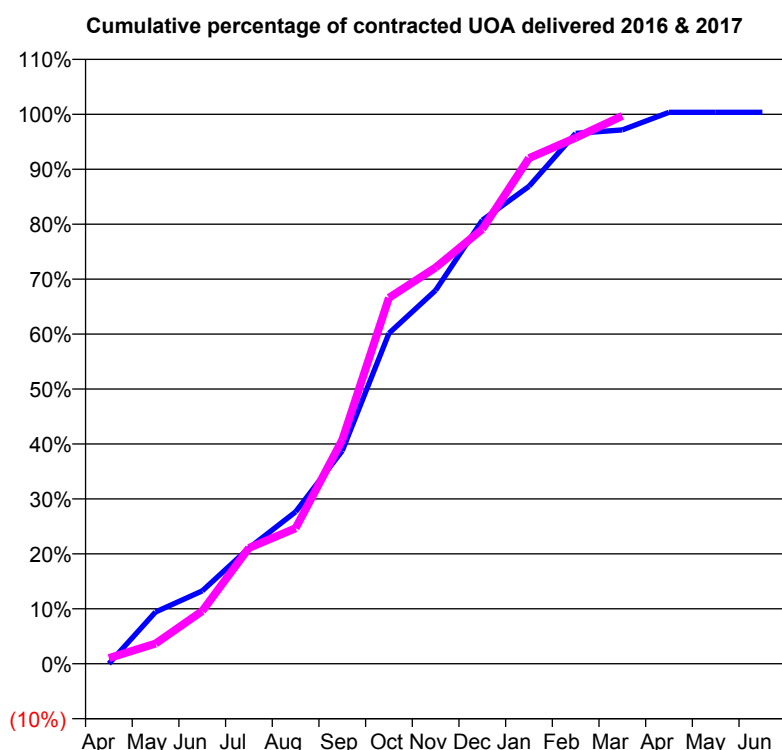
**Q55 - Vital Signs Orthodontic At a Glance Contract Report for 135372/0001 - March 2017**

Name or company name	No.1 The Orthodontic Specialists
Contract type name	GDS Contract
Purpose of contract	General and Orthodontic
Contract start date	14/12/2012
Contract end date	

16/17 Contracted general activity (UDA)	44
Carry forward general activity (UDA)	0
16/17 Contracted orthodontic activity (UOA)	6,651
Carry forward orthodontic activity (UOA)	-12
Baseline contract value	£407,884.07

**ACCESS**

	Contract	England and Wales
24 month ratio of assessments to patient IDs	1.03	1.09

**ACTIVITY**


Month	Adjusted Scheduled Activity (UOA)	
	2016	2017
April	0	69
May	322	245
June	453	639
July	719	1,402
August	945	1,640
September	1,325	2,709
October	2,055	4,429
November	2,322	4,796
December	2,758	5,261
January	2,969	6,119
February	3,298	6,367
March	3,320	6,631
April	3,429	
May	3,429	
June	3,429	

**QUALITY**

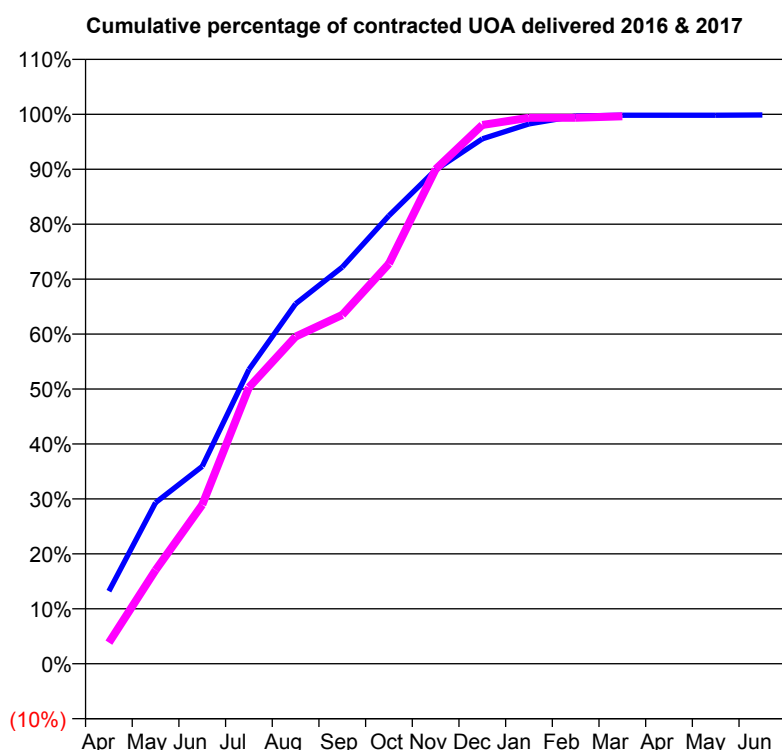
	Contract Quantity	Contract Base Number	Contract *	Region	England
% of all assessments that were assess and fit appliances (rolling 12 month period)	298	836	35.6%	55.8%	56.6%
% of all assessments that were assess and refuse (rolling 12 month period)	25	836	3.0%	11.1%	11.8%
% of all assessments that were assess and review (rolling 12 month period)	513	836	61.4%	33.1%	31.6%
% of terminated courses where treatment was abandoned or discontinued (rolling 12 month period)	11	154	7.1%	8.6%	7.7%
% of completed treatments indicating that PAR score was taken (year to date)	133	143	93.0%	57.9%	58.4%
Rate of removable appliances per 100 fixed appliances - proposed treatment (rolling 12 month period)	8	578	1.38	7.01	5.64
Rate of removable appliances per 100 fixed appliances - completed treatment (rolling 12 month period)	3	271	1.11	6.51	4.81
% of courses of treatment with removable appliances only - proposed treatment (rolling 12 month period)	7	298	2.3%	2.5%	2.0%
% of courses of treatment with removable appliances only - completed treatment (rolling 12 month period)	1	143	0.7%	1.6%	1.5%
% of patients satisfied with the treatment they have received (rolling 12 month period)	10	11	90.9%	95.3%	96.0%

\* Figures in italics indicate that the base number is less than 100.

**Q55 - Vital Signs Orthodontic At a Glance Contract Report for 148369/0002 - March 2017**

Name or company name	KH & GW Ltd	16/17 Contracted general activity (UDA)	0
Contract type name	GDS Contract	Carry forward general activity (UDA)	0
Purpose of contract	Orthodontic	16/17 Contracted orthodontic activity (UOA)	1,589
Contract start date	01/04/2008	Carry forward orthodontic activity (UOA)	2
Contract end date		Baseline contract value	£1.00

ACCESS	Contract	England and Wales
24 month ratio of assessments to patient IDs	1.03	1.09

**ACTIVITY**


Month	Adjusted Scheduled Activity (UOA)	
	2016	2017
April	210	61
May	466	271
June	571	460
July	851	799
August	1,041	946
September	1,147	1,009
October	1,296	1,157
November	1,428	1,430
December	1,518	1,558
January	1,561	1,579
February	1,584	1,579
March	1,586	1,583
April	1,586	
May	1,586	
June	1,587	

QUALITY	Contract Quantity	Contract Base Number	Contract *	Region	England
% of all assessments that were assess and fit appliances (rolling 12 month period)	75	86	87.2%	55.8%	56.6%
% of all assessments that were assess and refuse (rolling 12 month period)	2	86	2.3%	11.1%	11.8%
% of all assessments that were assess and review (rolling 12 month period)	9	86	10.5%	33.1%	31.6%
% of terminated courses where treatment was abandoned or discontinued (rolling 12 month period)	5	38	13.2%	8.6%	7.7%
% of completed treatments indicating that PAR score was taken (year to date)	6	33	18.2%	57.9%	58.4%
Rate of removable appliances per 100 fixed appliances - proposed treatment (rolling 12 month period)	0	147	0.00	7.01	5.64
Rate of removable appliances per 100 fixed appliances - completed treatment (rolling 12 month period)	0	60	0.00	6.51	4.81
% of courses of treatment with removable appliances only - proposed treatment (rolling 12 month period)	0	75	0.0%	2.5%	2.0%
% of courses of treatment with removable appliances only - completed treatment (rolling 12 month period)	0	33	0.0%	1.6%	1.5%
% of patients satisfied with the treatment they have received (rolling 12 month period)	1	1	100.0%	95.3%	96.0%

\* Figures in italics indicate that the base number is less than 100.

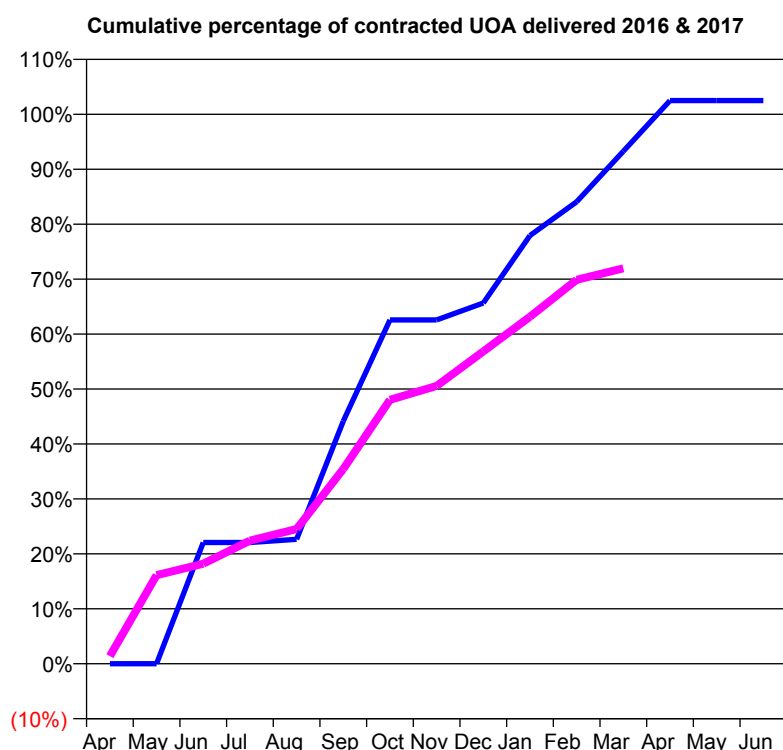
**Q55 - Vital Signs Orthodontic At a Glance Contract Report for 169544/0001 - March 2017**

Name or company name	STEEPLE GRANGE SMILES LTD.,
Contract type name	GDS Contract
Purpose of contract	General and Orthodontic
Contract start date	15/08/2008
Contract end date	

16/17 Contracted general activity (UDA)	153
Carry forward general activity (UDA)	-3
16/17 Contracted orthodontic activity (UOA)	999
Carry forward orthodontic activity (UOA)	-14
Baseline contract value	£67,325.61

**ACCESS**

	Contract	England and Wales
24 month ratio of assessments to patient IDs	1.01	1.09

**ACTIVITY**


Month	Adjusted Scheduled Activity (UOA)	
	2016	2017
April	0	14
May	0	161
June	151	182
July	151	224
August	155	245
September	302	354
October	428	480
November	428	505
December	449	568
January	533	631
February	575	698
March	638	719
April	701	
May	701	
June	701	

**QUALITY**

	Contract Quantity	Contract Base Number	Contract *	Region	England
% of all assessments that were assess and fit appliances (rolling 12 month period)	39	39	100.0%	55.8%	56.6%
% of all assessments that were assess and refuse (rolling 12 month period)	0	39	0.0%	11.1%	11.8%
% of all assessments that were assess and review (rolling 12 month period)	0	39	0.0%	33.1%	31.6%
% of terminated courses where treatment was abandoned or discontinued (rolling 12 month period)	1	47	2.1%	8.6%	7.7%
% of completed treatments indicating that PAR score was taken (year to date)	0	46	0.0%	57.9%	58.4%
Rate of removable appliances per 100 fixed appliances - proposed treatment (rolling 12 month period)	4	63	6.35	7.01	5.64
Rate of removable appliances per 100 fixed appliances - completed treatment (rolling 12 month period)	0	0	N/A	6.51	4.81
% of courses of treatment with removable appliances only - proposed treatment (rolling 12 month period)	2	39	5.1%	2.5%	2.0%
% of courses of treatment with removable appliances only - completed treatment (rolling 12 month period)	0	46	0.0%	1.6%	1.5%
% of patients satisfied with the treatment they have received (rolling 12 month period)	1	1	100.0%	95.3%	96.0%

\* Figures in italics indicate that the base number is less than 100.

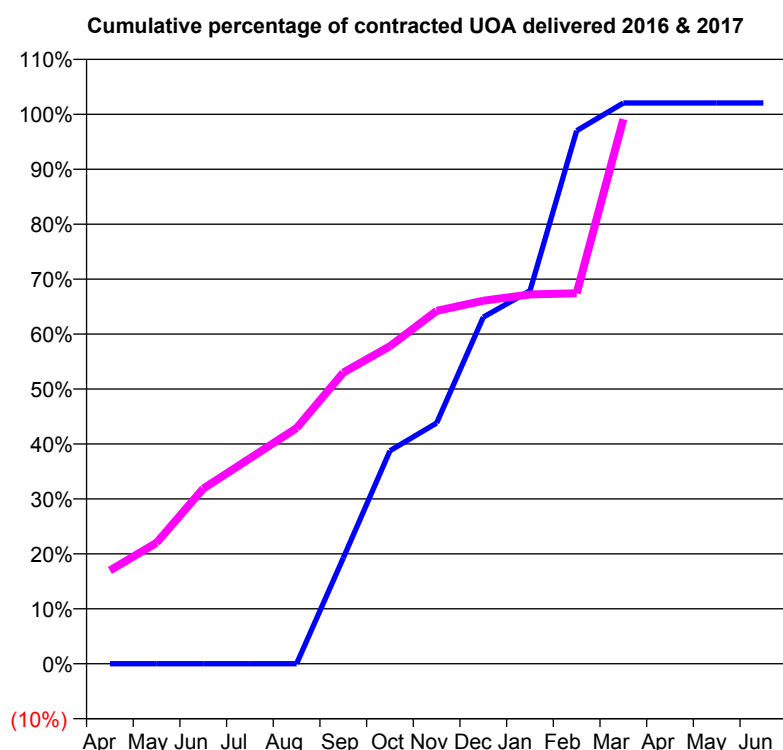
**Q55 - Vital Signs Orthodontic At a Glance Contract Report for 170739/0001 - March 2017**

Name or company name	Trinity Terrace Dental Practice
Contract type name	GDS Contract
Purpose of contract	Orthodontic
Contract start date	02/08/2011
Contract end date	

16/17 Contracted general activity (UDA)	32,380
Carry forward general activity (UDA)	0
16/17 Contracted orthodontic activity (UOA)	436
Carry forward orthodontic activity (UOA)	-9
Baseline contract value	£707,352.01

**ACCESS**

	Contract	England and Wales
24 month ratio of assessments to patient IDs	1.01	1.09

**ACTIVITY**


Month	Adjusted Scheduled Activity (UOA)	
	2016	2017
April	0	74
May	0	96
June	0	139
July	0	163
August	0	187
September	84	231
October	169	252
November	191	280
December	275	288
January	296	293
February	423	294
March	445	432
April	445	
May	445	
June	445	

**QUALITY**

	Contract Quantity	Contract Base Number	Contract *	Region	England
% of all assessments that were assess and fit appliances (rolling 12 month period)	19	64	29.7%	55.8%	56.6%
% of all assessments that were assess and refuse (rolling 12 month period)	13	64	20.3%	11.1%	11.8%
% of all assessments that were assess and review (rolling 12 month period)	32	64	50.0%	33.1%	31.6%
% of terminated courses where treatment was abandoned or discontinued (rolling 12 month period)	1	2	50.0%	8.6%	7.7%
% of completed treatments indicating that PAR score was taken (year to date)	0	1	0.0%	57.9%	58.4%
Rate of removable appliances per 100 fixed appliances - proposed treatment (rolling 12 month period)	0	34	0.00	7.01	5.64
Rate of removable appliances per 100 fixed appliances - completed treatment (rolling 12 month period)	0	1	0.00	6.51	4.81
% of courses of treatment with removable appliances only - proposed treatment (rolling 12 month period)	0	19	0.0%	2.5%	2.0%
% of courses of treatment with removable appliances only - completed treatment (rolling 12 month period)	0	1	0.0%	1.6%	1.5%
% of patients satisfied with the treatment they have received (rolling 12 month period)	1	1	100.0%	95.3%	96.0%

\* Figures in italics indicate that the base number is less than 100.

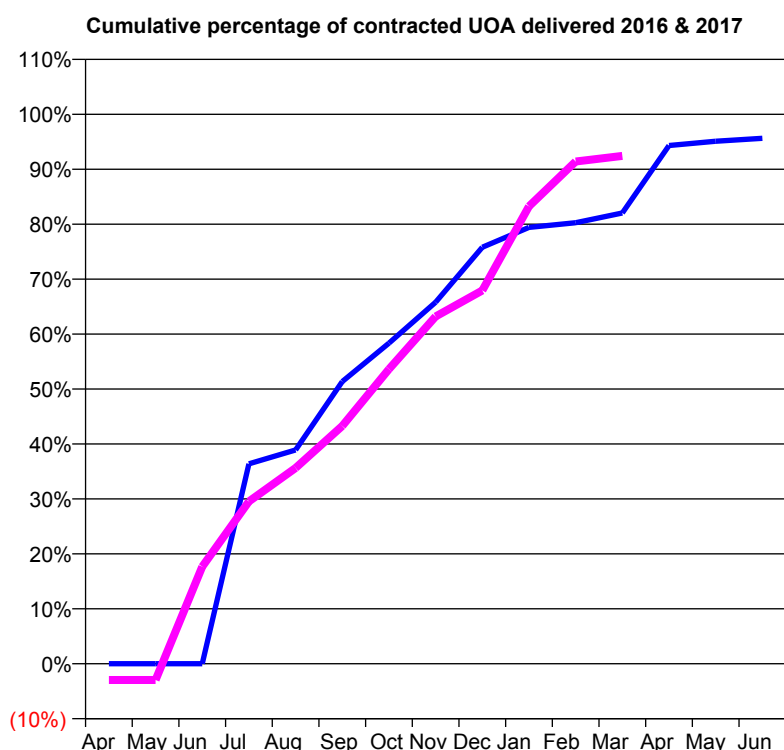
**Q55 - Vital Signs Orthodontic At a Glance Contract Report for 172464/0002 - March 2017**

Name or company name	Charnwood Research Centre Limited T/A E
Contract type name	PDS Contract
Purpose of contract	Orthodontic
Contract start date	28/03/2015
Contract end date	31/03/2018

16/17 Contracted general activity (UDA)	0
Carry forward general activity (UDA)	0
16/17 Contracted orthodontic activity (UOA)	9,760
Carry forward orthodontic activity (UOA)	289
Baseline contract value	£634,431.44

**ACCESS**

	Contract	England and Wales
24 month ratio of assessments to patient IDs	1.10	1.09

**ACTIVITY**


Month	Adjusted Scheduled Activity (UOA)	
	2016	2017
April	0	-289
May	0	-289
June	0	1,725
July	3,115	2,884
August	3,333	3,478
September	4,398	4,225
October	4,997	5,234
November	5,635	6,169
December	6,490	6,631
January	6,801	8,124
February	6,873	8,920
March	7,025	9,021
April	8,077	
May	8,143	
June	8,188	

**QUALITY**

	Contract Quantity	Contract Base Number	Contract *	Region	England
% of all assessments that were assess and fit appliances (rolling 12 month period)	483	1,132	42.7%	55.8%	56.6%
% of all assessments that were assess and refuse (rolling 12 month period)	147	1,132	13.0%	11.1%	11.8%
% of all assessments that were assess and review (rolling 12 month period)	502	1,132	44.3%	33.1%	31.6%
% of terminated courses where treatment was abandoned or discontinued (rolling 12 month period)	17	658	2.6%	8.6%	7.7%
% of completed treatments indicating that PAR score was taken (year to date)	290	640	45.3%	57.9%	58.4%
Rate of removable appliances per 100 fixed appliances - proposed treatment (rolling 12 month period)	111	799	13.89	7.01	5.64
Rate of removable appliances per 100 fixed appliances - completed treatment (rolling 12 month period)	121	1,119	10.81	6.51	4.81
% of courses of treatment with removable appliances only - proposed treatment (rolling 12 month period)	5	483	1.0%	2.5%	2.0%
% of courses of treatment with removable appliances only - completed treatment (rolling 12 month period)	4	641	0.6%	1.6%	1.5%
% of patients satisfied with the treatment they have received (rolling 12 month period)	18	19	94.7%	95.3%	96.0%

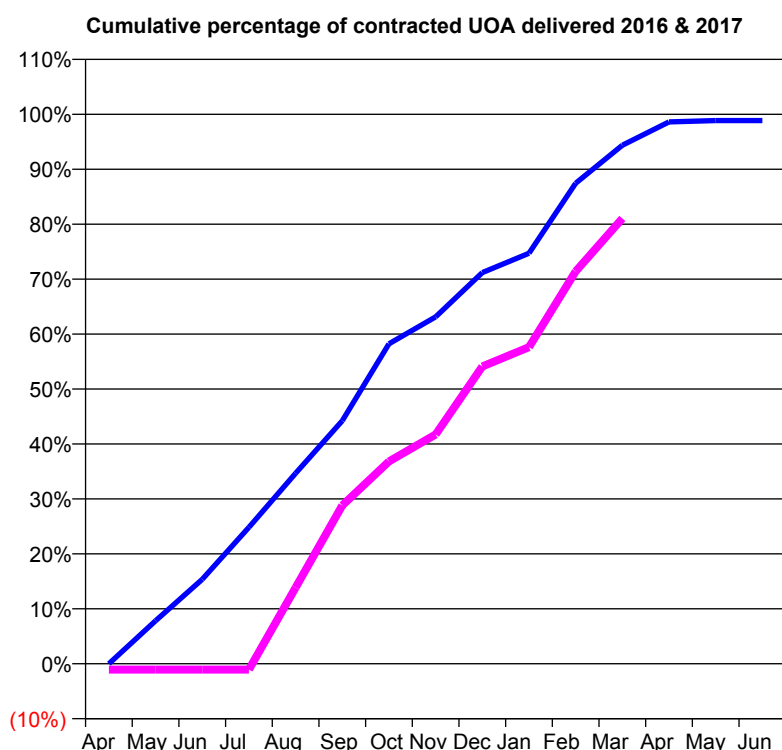
\* Figures in italics indicate that the base number is less than 100.

**Q55 - Vital Signs Orthodontic At a Glance Contract Report for 177261/0001 - March 2017**

Name or company name	Orthoworld
Contract type name	PDS Contract
Purpose of contract	Orthodontic
Contract start date	01/04/2006
Contract end date	31/03/2018

16/17 Contracted general activity (UDA)	0
Carry forward general activity (UDA)	0
16/17 Contracted orthodontic activity (UOA)	9,264
Carry forward orthodontic activity (UOA)	99
Baseline contract value	£611,488.73

ACCESS	Contract	England and Wales
24 month ratio of assessments to patient IDs	1.04	1.09

**ACTIVITY**


Month	Adjusted Scheduled Activity (UOA)	
	2016	2017
April	-2	-99
May	679	-99
June	1,333	-99
July	2,155	-99
August	3,008	1,284
September	3,837	2,669
October	5,052	3,411
November	5,478	3,866
December	6,176	5,013
January	6,481	5,339
February	7,586	6,615
March	8,186	7,507
April	8,556	
May	8,577	
June	8,577	

QUALITY	Contract Quantity	Contract Base Number	Contract *	Region	England
% of all assessments that were assess and fit appliances (rolling 12 month period)	366	796	46.0%	55.8%	56.6%
% of all assessments that were assess and refuse (rolling 12 month period)	143	796	18.0%	11.1%	11.8%
% of all assessments that were assess and review (rolling 12 month period)	287	796	36.1%	33.1%	31.6%
% of terminated courses where treatment was abandoned or discontinued (rolling 12 month period)	49	285	17.2%	8.6%	7.7%
% of completed treatments indicating that PAR score was taken (year to date)	175	236	74.2%	57.9%	58.4%
Rate of removable appliances per 100 fixed appliances - proposed treatment (rolling 12 month period)	21	678	3.10	7.01	5.64
Rate of removable appliances per 100 fixed appliances - completed treatment (rolling 12 month period)	50	433	11.55	6.51	4.81
% of courses of treatment with removable appliances only - proposed treatment (rolling 12 month period)	5	366	1.4%	2.5%	2.0%
% of courses of treatment with removable appliances only - completed treatment (rolling 12 month period)	5	236	2.1%	1.6%	1.5%
% of patients satisfied with the treatment they have received (rolling 12 month period)	14	15	93.3%	95.3%	96.0%

\* Figures in italics indicate that the base number is less than 100.



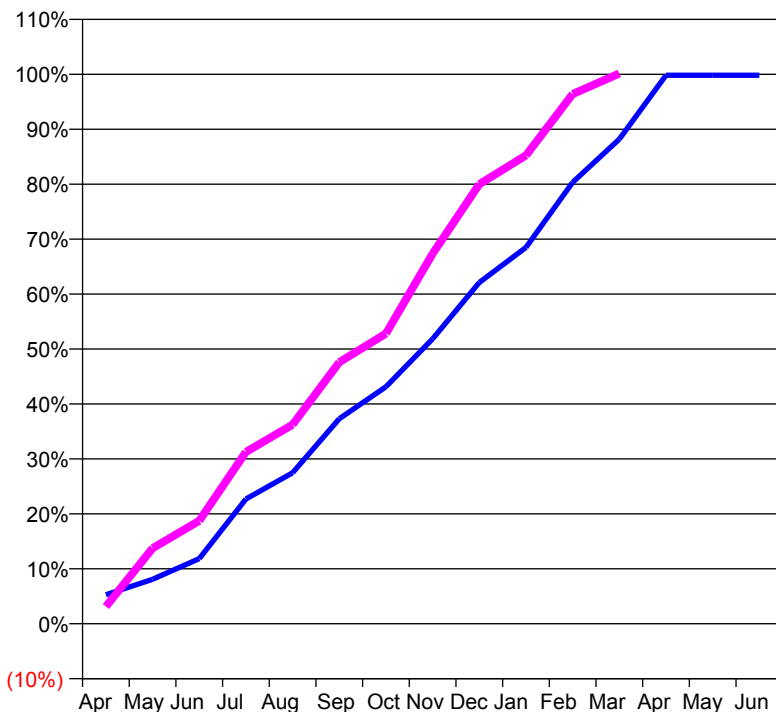
**Q55 - Vital Signs Orthodontic At a Glance Contract Report for 178764/0002 - March 2017**

Name or company name	Smile by Design Limited
Contract type name	PDS Contract
Purpose of contract	Orthodontic
Contract start date	01/03/2014
Contract end date	31/10/2024

16/17 Contracted general activity (UDA)	0
Carry forward general activity (UDA)	0
16/17 Contracted orthodontic activity (UOA)	19,897
Carry forward orthodontic activity (UOA)	32
Baseline contract value	£1,215,835.48

**ACCESS**

	Contract	England and Wales
24 month ratio of assessments to patient IDs	1.09	1.09

**ACTIVITY**
**Cumulative percentage of contracted UOA delivered 2016 & 2017**

**Adjusted Scheduled Activity (UOA)**

Month	2016	2017
April	1,019	623
May	1,561	2,737
June	2,285	3,731
July	4,379	6,223
August	5,300	7,209
September	7,197	9,470
October	8,321	10,507
November	10,001	13,403
December	11,981	15,917
January	13,209	16,959
February	15,494	19,182
March	17,012	19,926
April	19,256	
May	19,256	
June	19,256	

**QUALITY**

	Contract Quantity	Contract Base Number	Contract *	Region	England
% of all assessments that were assess and fit appliances (rolling 12 month period)	1,062	1,586	67.0%	55.8%	56.6%
% of all assessments that were assess and refuse (rolling 12 month period)	79	1,586	5.0%	11.1%	11.8%
% of all assessments that were assess and review (rolling 12 month period)	445	1,586	28.1%	33.1%	31.6%
% of terminated courses where treatment was abandoned or discontinued (rolling 12 month period)	97	946	10.3%	8.6%	7.7%
% of completed treatments indicating that PAR score was taken (year to date)	798	849	94.0%	57.9%	58.4%
Rate of removable appliances per 100 fixed appliances - proposed treatment (rolling 12 month period)	325	2,034	15.98	7.01	5.64
Rate of removable appliances per 100 fixed appliances - completed treatment (rolling 12 month period)	462	1,595	28.97	6.51	4.81
% of courses of treatment with removable appliances only - proposed treatment (rolling 12 month period)	35	1,062	3.3%	2.5%	2.0%
% of courses of treatment with removable appliances only - completed treatment (rolling 12 month period)	39	849	4.6%	1.6%	1.5%
% of patients satisfied with the treatment they have received (rolling 12 month period)	30	33	90.9%	95.3%	96.0%

\* Figures in italics indicate that the base number is less than 100.

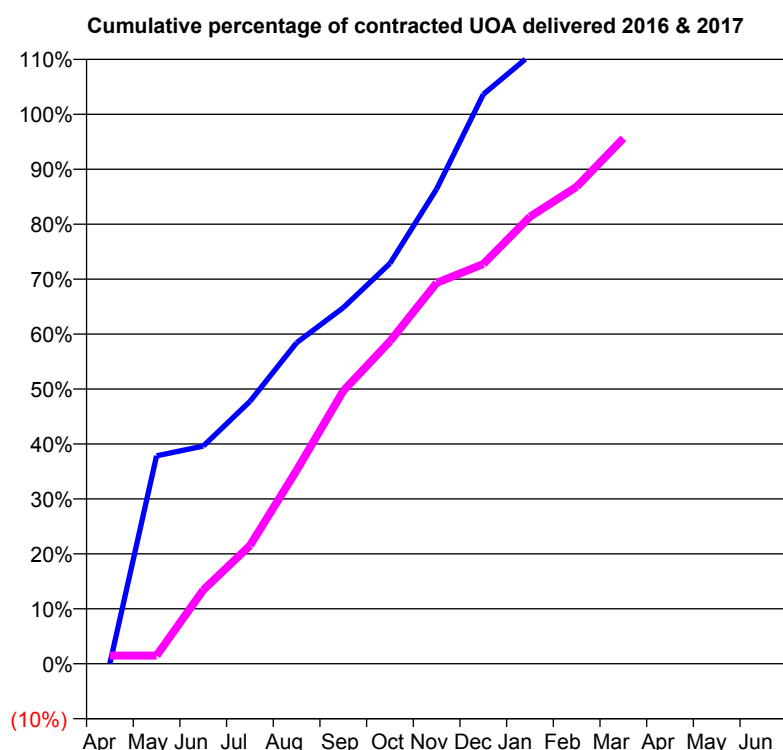
**Q55 - Vital Signs Orthodontic At a Glance Contract Report for 183067/0002 - March 2017**

Name or company name	Refine Specialist Dental Care Limited
Contract type name	PDS Contract
Purpose of contract	Orthodontic
Contract start date	01/04/2011
Contract end date	31/03/2018

16/17 Contracted general activity (UDA)	0
Carry forward general activity (UDA)	0
16/17 Contracted orthodontic activity (UOA)	9,210
Carry forward orthodontic activity (UOA)	-138
Baseline contract value	£532,812.41

**ACCESS**

	Contract	England and Wales
24 month ratio of assessments to patient IDs	1.05	1.09

**ACTIVITY**


Month	Adjusted Scheduled Activity (UOA)	
	2016	2017
April	5	138
May	2,611	138
June	2,733	1,236
July	3,295	1,981
August	4,031	3,242
September	4,472	4,575
October	5,028	5,406
November	5,961	6,384
December	7,151	6,699
January	7,639	7,493
February	8,063	7,996
March	8,063	8,807
April	9,521	
May	9,521	
June	9,521	

**QUALITY**

	Contract Quantity	Contract Base Number	Contract *	Region	England
% of all assessments that were assess and fit appliances (rolling 12 month period)	469	906	51.8%	55.8%	56.6%
% of all assessments that were assess and refuse (rolling 12 month period)	117	906	12.9%	11.1%	11.8%
% of all assessments that were assess and review (rolling 12 month period)	320	906	35.3%	33.1%	31.6%
% of terminated courses where treatment was abandoned or discontinued (rolling 12 month period)	12	492	2.4%	8.6%	7.7%
% of completed treatments indicating that PAR score was taken (year to date)	0	480	0.0%	57.9%	58.4%
Rate of removable appliances per 100 fixed appliances - proposed treatment (rolling 12 month period)	11	585	1.88	7.01	5.64
Rate of removable appliances per 100 fixed appliances - completed treatment (rolling 12 month period)	2	0	N/A	6.51	4.81
% of courses of treatment with removable appliances only - proposed treatment (rolling 12 month period)	11	469	2.3%	2.5%	2.0%
% of courses of treatment with removable appliances only - completed treatment (rolling 12 month period)	2	480	0.4%	1.6%	1.5%
% of patients satisfied with the treatment they have received (rolling 12 month period)	11	12	91.7%	95.3%	96.0%

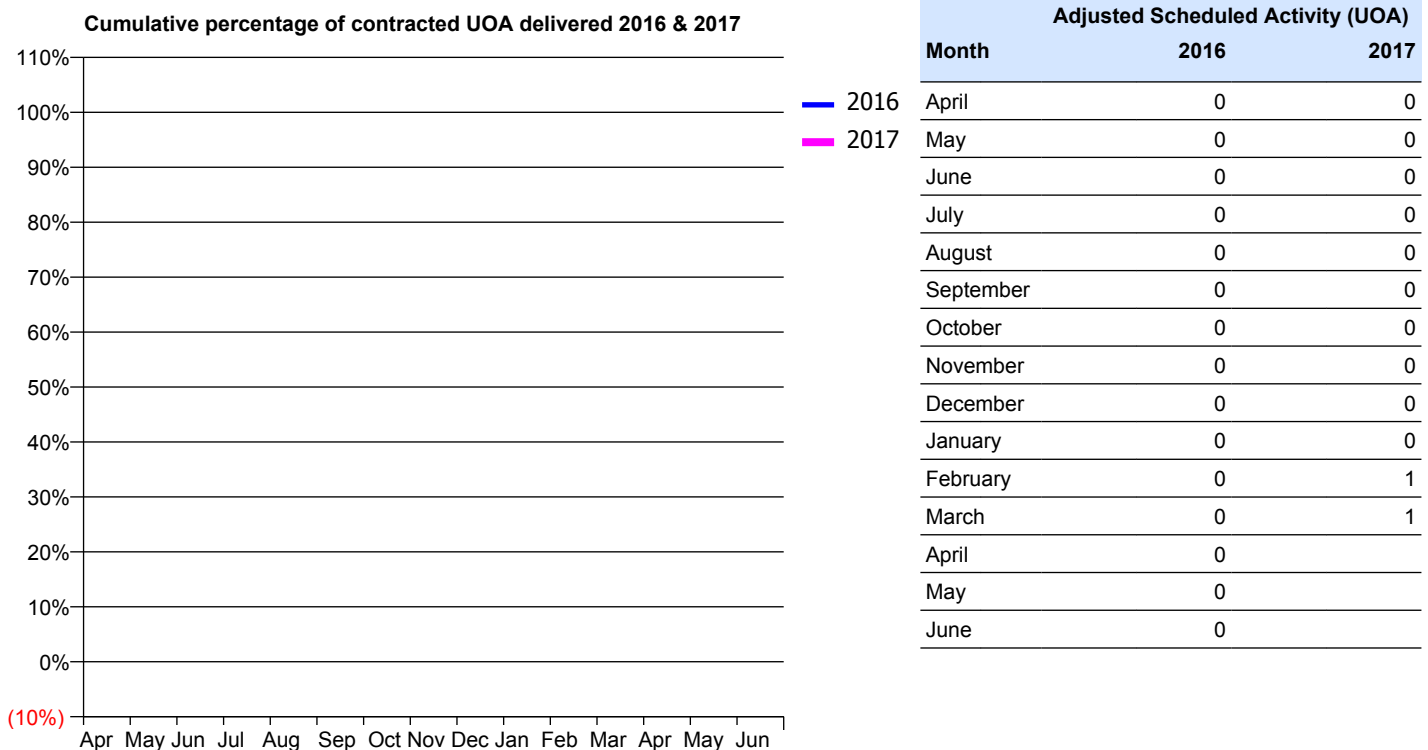
\* Figures in italics indicate that the base number is less than 100.

**Q55 - Vital Signs Orthodontic At a Glance Contract Report for 183830/0001 - March 2017**

Name or company name	KH & GW Ltd	16/17 Contracted general activity (UDA)	27,460
Contract type name	Pilot Contract	Carry forward general activity (UDA)	0
Purpose of contract	General	16/17 Contracted orthodontic activity (UOA)	0
Contract start date	01/04/2008	Carry forward orthodontic activity (UOA)	0
Contract end date		Baseline contract value	£876,984.34

**ACCESS**

	Contract	England and Wales
24 month ratio of assessments to patient IDs	1.00	1.09

**ACTIVITY**

**QUALITY**

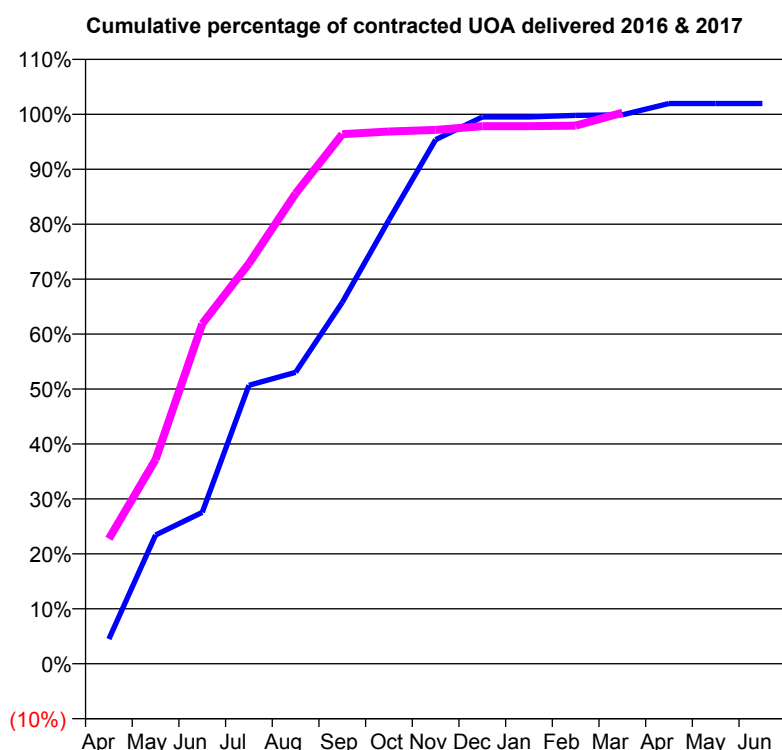
	Contract Quantity	Contract Base Number	Contract *	Region	England
% of all assessments that were assess and fit appliances (rolling 12 month period)	0	1	0.0%	55.8%	56.6%
% of all assessments that were assess and refuse (rolling 12 month period)	0	1	0.0%	11.1%	11.8%
% of all assessments that were assess and review (rolling 12 month period)	1	1	100.0%	33.1%	31.6%
% of terminated courses where treatment was abandoned or discontinued (rolling 12 month period)	0	0	N/A	8.6%	7.7%
% of completed treatments indicating that PAR score was taken (year to date)	0	0	N/A	57.9%	58.4%
Rate of removable appliances per 100 fixed appliances - proposed treatment (rolling 12 month period)	0	0	N/A	7.01	5.64
Rate of removable appliances per 100 fixed appliances - completed treatment (rolling 12 month period)	0	0	N/A	6.51	4.81
% of courses of treatment with removable appliances only - proposed treatment (rolling 12 month period)	0	0	N/A	2.5%	2.0%
% of courses of treatment with removable appliances only - completed treatment (rolling 12 month period)	0	0	N/A	1.6%	1.5%
% of patients satisfied with the treatment they have received (rolling 12 month period)	0	0	N/A	95.3%	96.0%

\* Figures in italics indicate that the base number is less than 100.

**Q55 - Vital Signs Orthodontic At a Glance Contract Report for 183830/0002 - March 2017**

Name or company name	KH & GW Ltd	16/17 Contracted general activity (UDA)	0
Contract type name	GDS Contract	Carry forward general activity (UDA)	0
Purpose of contract	Orthodontic	16/17 Contracted orthodontic activity (UOA)	1,020
Contract start date	01/04/2008	Carry forward orthodontic activity (UOA)	20
Contract end date		Baseline contract value	£68,388.70

ACCESS	Contract	England and Wales
24 month ratio of assessments to patient IDs	1.07	1.09

**ACTIVITY**


Month	Adjusted Scheduled Activity (UOA)	
	2016	2017
April	46	232
May	239	379
June	281	631
July	517	743
August	541	873
September	671	983
October	824	988
November	973	991
December	1,015	998
January	1,015	998
February	1,018	999
March	1,019	1,023
April	1,040	
May	1,040	
June	1,040	

**QUALITY**

	Contract Quantity	Contract Base Number	Contract *	Region	England
% of all assessments that were assess and fit appliances (rolling 12 month period)	50	82	61.0%	55.8%	56.6%
% of all assessments that were assess and refuse (rolling 12 month period)	9	82	11.0%	11.1%	11.8%
% of all assessments that were assess and review (rolling 12 month period)	23	82	28.0%	33.1%	31.6%
% of terminated courses where treatment was abandoned or discontinued (rolling 12 month period)	4	53	7.5%	8.6%	7.7%
% of completed treatments indicating that PAR score was taken (year to date)	3	49	6.1%	57.9%	58.4%
Rate of removable appliances per 100 fixed appliances - proposed treatment (rolling 12 month period)	1	91	1.10	7.01	5.64
Rate of removable appliances per 100 fixed appliances - completed treatment (rolling 12 month period)	2	87	2.30	6.51	4.81
% of courses of treatment with removable appliances only - proposed treatment (rolling 12 month period)	1	50	2.0%	2.5%	2.0%
% of courses of treatment with removable appliances only - completed treatment (rolling 12 month period)	1	49	2.0%	1.6%	1.5%
% of patients satisfied with the treatment they have received (rolling 12 month period)	2	2	100.0%	95.3%	96.0%

\* Figures in italics indicate that the base number is less than 100.

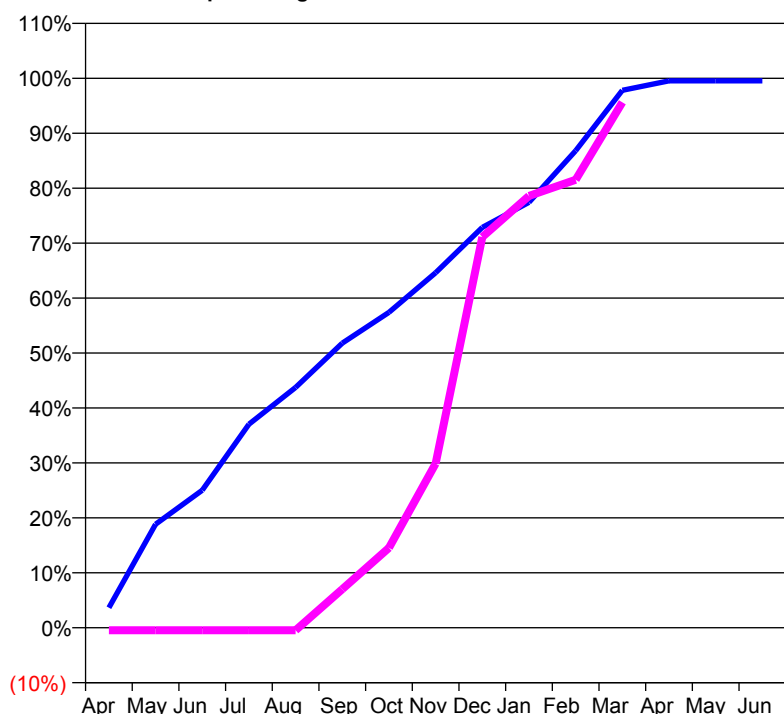
**Q55 - Vital Signs Orthodontic At a Glance Contract Report for 189081/0001 - March 2017**

Name or company name	Mansfield Orthodontic Practice Ltd
Contract type name	PDS Contract
Purpose of contract	Orthodontic
Contract start date	01/09/2007
Contract end date	31/03/2018

16/17 Contracted general activity (UDA)	0
Carry forward general activity (UDA)	0
16/17 Contracted orthodontic activity (UOA)	20,629
Carry forward orthodontic activity (UOA)	98
Baseline contract value	£1,400,373.28

**ACCESS**

	Contract	England and Wales
24 month ratio of assessments to patient IDs	1.05	1.09

**ACTIVITY**
**Cumulative percentage of contracted UOA delivered 2016 & 2017**

**Adjusted Scheduled Activity (UOA)**

Month	2016	2017
April	755	-98
May	3,886	-98
June	5,165	-98
July	7,640	-98
August	9,024	-98
September	10,685	1,451
October	11,844	3,000
November	13,328	6,163
December	15,031	14,668
January	15,972	16,210
February	17,909	16,820
March	20,176	19,724
April	20,531	
May	20,531	
June	20,531	

**QUALITY**

	Contract Quantity	Contract Base Number	Contract *	Region	England
% of all assessments that were assess and fit appliances (rolling 12 month period)	924	1,967	47.0%	55.8%	56.6%
% of all assessments that were assess and refuse (rolling 12 month period)	201	1,967	10.2%	11.1%	11.8%
% of all assessments that were assess and review (rolling 12 month period)	842	1,967	42.8%	33.1%	31.6%
% of terminated courses where treatment was abandoned or discontinued (rolling 12 month period)	68	909	7.5%	8.6%	7.7%
% of completed treatments indicating that PAR score was taken (year to date)	404	841	48.0%	57.9%	58.4%
Rate of removable appliances per 100 fixed appliances - proposed treatment (rolling 12 month period)	261	1,771	14.74	7.01	5.64
Rate of removable appliances per 100 fixed appliances - completed treatment (rolling 12 month period)	266	1,539	17.28	6.51	4.81
% of courses of treatment with removable appliances only - proposed treatment (rolling 12 month period)	20	924	2.2%	2.5%	2.0%
% of courses of treatment with removable appliances only - completed treatment (rolling 12 month period)	12	841	1.4%	1.6%	1.5%
% of patients satisfied with the treatment they have received (rolling 12 month period)	37	39	94.9%	95.3%	96.0%

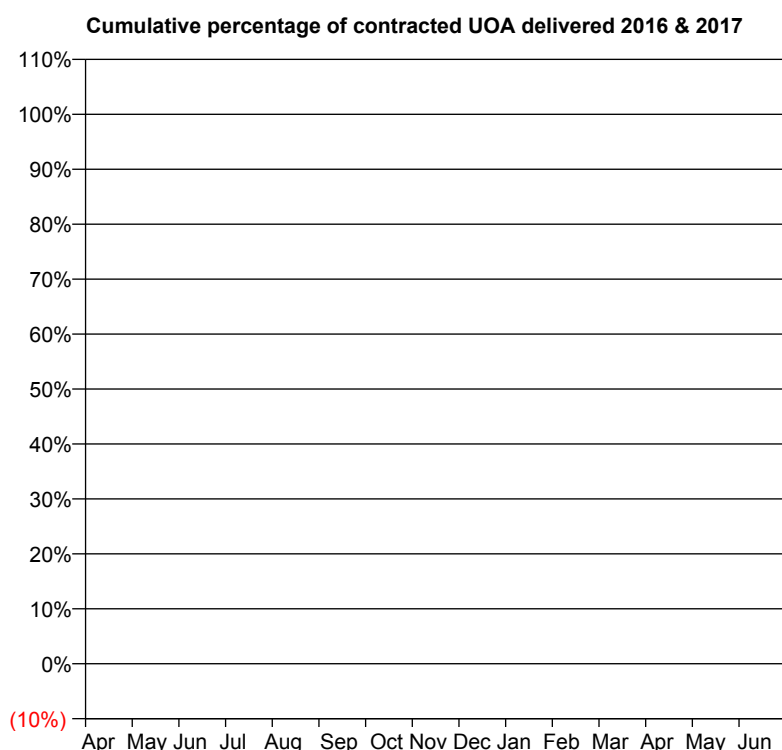
\* Figures in italics indicate that the base number is less than 100.

**Q55 - Vital Signs Orthodontic At a Glance Contract Report for 192597/0005 - March 2017**

Name or company name	DM and LJ Jordan Limited	16/17 Contracted general activity (UDA)	20,814
Contract type name	GDS Contract	Carry forward general activity (UDA)	518
Purpose of contract	General	16/17 Contracted orthodontic activity (UOA)	0
Contract start date	01/01/2015	Carry forward orthodontic activity (UOA)	0
Contract end date		Baseline contract value	£549,503.11

**ACCESS**

	Contract	England and Wales
24 month ratio of assessments to patient IDs	1.00	1.09

**ACTIVITY**


Month	Adjusted Scheduled Activity (UOA)	
	2016	2017
April	0	0
May	0	0
June	0	0
July	0	0
August	0	0
September	0	0
October	0	0
November	0	0
December	0	0
January	0	1
February	0	1
March	0	1
April	0	
May	0	
June	0	

**QUALITY**

	Contract Quantity	Contract Base Number	Contract *	Region	England
% of all assessments that were assess and fit appliances (rolling 12 month period)	0	1	0.0%	55.8%	56.6%
% of all assessments that were assess and refuse (rolling 12 month period)	0	1	0.0%	11.1%	11.8%
% of all assessments that were assess and review (rolling 12 month period)	1	1	100.0%	33.1%	31.6%
% of terminated courses where treatment was abandoned or discontinued (rolling 12 month period)	0	0	N/A	8.6%	7.7%
% of completed treatments indicating that PAR score was taken (year to date)	0	0	N/A	57.9%	58.4%
Rate of removable appliances per 100 fixed appliances - proposed treatment (rolling 12 month period)	0	0	N/A	7.01	5.64
Rate of removable appliances per 100 fixed appliances - completed treatment (rolling 12 month period)	0	0	N/A	6.51	4.81
% of courses of treatment with removable appliances only - proposed treatment (rolling 12 month period)	0	0	N/A	2.5%	2.0%
% of courses of treatment with removable appliances only - completed treatment (rolling 12 month period)	0	0	N/A	1.6%	1.5%
% of patients satisfied with the treatment they have received (rolling 12 month period)	0	0	N/A	95.3%	96.0%

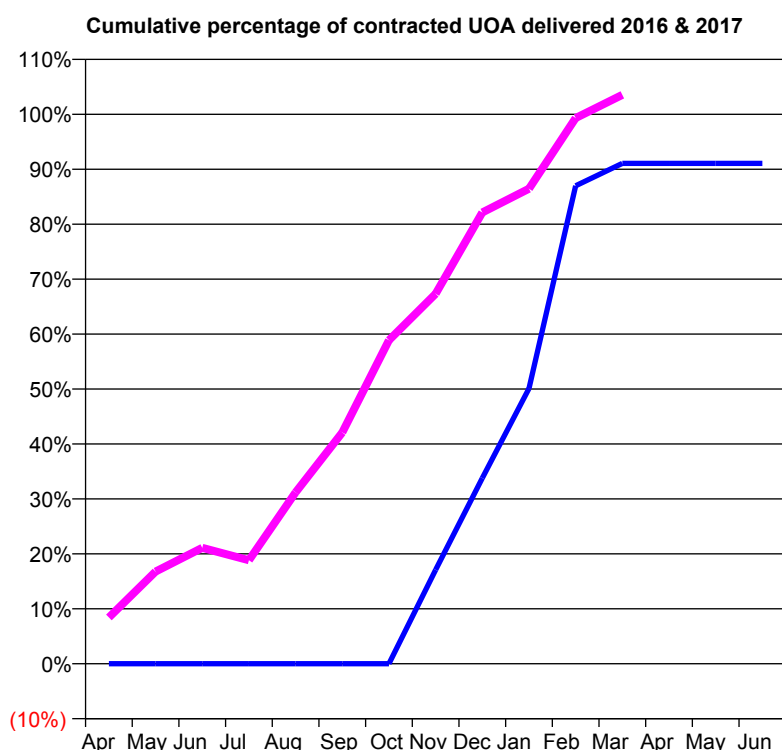
\* Figures in italics indicate that the base number is less than 100.

**Q55 - Vital Signs Orthodontic At a Glance Contract Report for 193437/0002 - March 2017**

Name or company name	Risley Hill Dental
Contract type name	GDS Contract
Purpose of contract	General and Orthodontic
Contract start date	29/09/2015
Contract end date	

16/17 Contracted general activity (UDA)	0
Carry forward general activity (UDA)	0
16/17 Contracted orthodontic activity (UOA)	1,019
Carry forward orthodontic activity (UOA)	-20
Baseline contract value	£1.00

ACCESS	Contract	England and Wales
24 month ratio of assessments to patient IDs	1.02	1.09

**ACTIVITY**


Month	Adjusted Scheduled Activity (UOA)	
	2016	2017
April	0	86
May	0	171
June	0	215
July	0	192
August	0	318
September	0	429
October	0	600
November	88	686
December	174	837
January	258	881
February	448	1,012
March	469	1,055
April	469	
May	469	
June	469	

**QUALITY**

	Contract Quantity	Contract Base Number	Contract *	Region	England
% of all assessments that were assess and fit appliances (rolling 12 month period)	50	71	70.4%	55.8%	56.6%
% of all assessments that were assess and refuse (rolling 12 month period)	12	71	16.9%	11.1%	11.8%
% of all assessments that were assess and review (rolling 12 month period)	9	71	12.7%	33.1%	31.6%
% of terminated courses where treatment was abandoned or discontinued (rolling 12 month period)	1	3	33.3%	8.6%	7.7%
% of completed treatments indicating that PAR score was taken (year to date)	0	2	0.0%	57.9%	58.4%
Rate of removable appliances per 100 fixed appliances - proposed treatment (rolling 12 month period)	0	88	0.00	7.01	5.64
Rate of removable appliances per 100 fixed appliances - completed treatment (rolling 12 month period)	0	3	0.00	6.51	4.81
% of courses of treatment with removable appliances only - proposed treatment (rolling 12 month period)	0	50	0.0%	2.5%	2.0%
% of courses of treatment with removable appliances only - completed treatment (rolling 12 month period)	0	2	0.0%	1.6%	1.5%
% of patients satisfied with the treatment they have received (rolling 12 month period)	1	1	100.0%	95.3%	96.0%

\* Figures in italics indicate that the base number is less than 100.

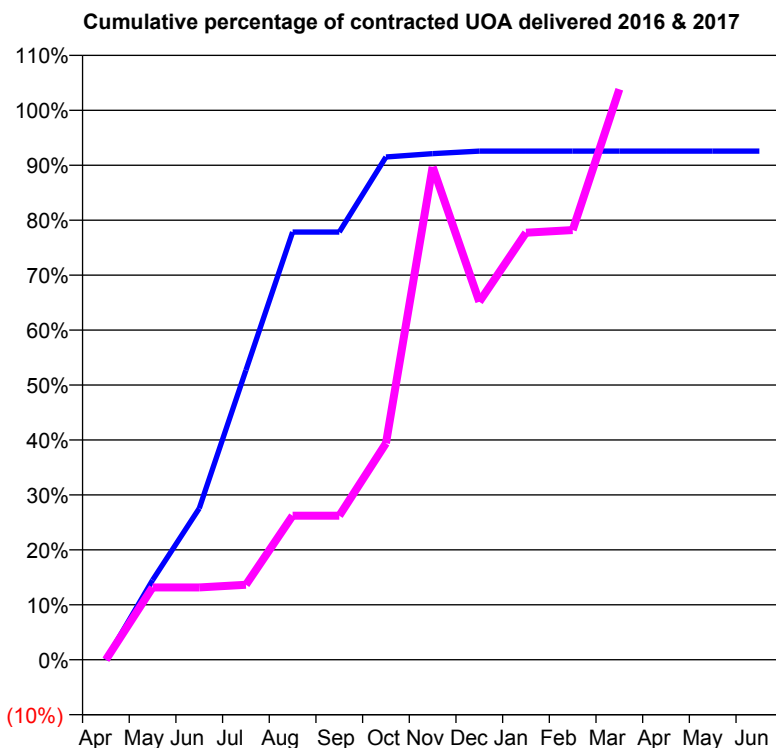
**Q55 - Vital Signs Orthodontic At a Glance Contract Report for 197572/0001 - March 2017**

Name or company name	The Buxton Dental Practice
Contract type name	GDS Contract
Purpose of contract	General and Orthodontic
Contract start date	08/11/2012
Contract end date	

16/17 Contracted general activity (UDA)	4,594
Carry forward general activity (UDA)	74
16/17 Contracted orthodontic activity (UOA)	167
Carry forward orthodontic activity (UOA)	0
Baseline contract value	£124,967.50

**ACCESS**

	Contract	England and Wales
24 month ratio of assessments to patient IDs	1.08	1.09

**ACTIVITY**


Month	Adjusted Scheduled Activity (UOA)	
	2016	2017
April	0	0
May	24	22
June	46	22
July	88	23
August	130	44
September	130	44
October	153	66
November	154	150
December	155	109
January	155	130
February	155	131
March	155	173
April	155	
May	155	
June	155	

**QUALITY**

	Contract Quantity	Contract Base Number	Contract *	Region	England
% of all assessments that were assess and fit appliances (rolling 12 month period)	13	17	76.5%	55.8%	56.6%
% of all assessments that were assess and refuse (rolling 12 month period)	0	17	0.0%	11.1%	11.8%
% of all assessments that were assess and review (rolling 12 month period)	4	17	23.5%	33.1%	31.6%
% of terminated courses where treatment was abandoned or discontinued (rolling 12 month period)	0	0	N/A	8.6%	7.7%
% of completed treatments indicating that PAR score was taken (year to date)	0	0	N/A	57.9%	58.4%
Rate of removable appliances per 100 fixed appliances - proposed treatment (rolling 12 month period)	5	6	83.33	7.01	5.64
Rate of removable appliances per 100 fixed appliances - completed treatment (rolling 12 month period)	0	0	N/A	6.51	4.81
% of courses of treatment with removable appliances only - proposed treatment (rolling 12 month period)	5	13	38.5%	2.5%	2.0%
% of courses of treatment with removable appliances only - completed treatment (rolling 12 month period)	0	0	N/A	1.6%	1.5%
% of patients satisfied with the treatment they have received (rolling 12 month period)	0	0	N/A	95.3%	96.0%

\* Figures in italics indicate that the base number is less than 100.



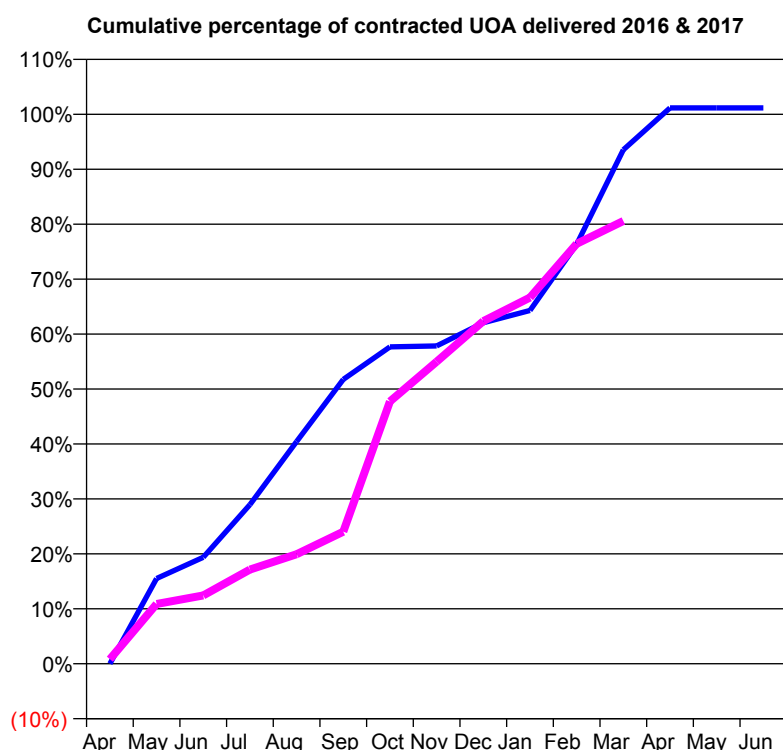
**Q55 - Vital Signs Orthodontic At a Glance Contract Report for 269891/0001 - March 2017**

Name or company name	MR C NEWTON
Contract type name	GDS Contract
Purpose of contract	General and Orthodontic
Contract start date	01/04/2008
Contract end date	

16/17 Contracted general activity (UDA)	25,789
Carry forward general activity (UDA)	895
16/17 Contracted orthodontic activity (UOA)	1,535
Carry forward orthodontic activity (UOA)	-13
Baseline contract value	£697,630.75

**ACCESS**

	Contract	England and Wales
24 month ratio of assessments to patient IDs	1.05	1.09

**ACTIVITY**


Month	Adjusted Scheduled Activity (UOA)	
	2016	2017
April	0	13
May	173	167
June	216	191
July	323	263
August	451	306
September	577	369
October	643	733
November	645	844
December	692	957
January	717	1,023
February	851	1,173
March	1,043	1,237
April	1,128	
May	1,128	
June	1,128	

**QUALITY**

	Contract Quantity	Contract Base Number	Contract *	Region	England
% of all assessments that were assess and fit appliances (rolling 12 month period)	62	104	59.6%	55.8%	56.6%
% of all assessments that were assess and refuse (rolling 12 month period)	6	104	5.8%	11.1%	11.8%
% of all assessments that were assess and review (rolling 12 month period)	36	104	34.6%	33.1%	31.6%
% of terminated courses where treatment was abandoned or discontinued (rolling 12 month period)	2	39	5.1%	8.6%	7.7%
% of completed treatments indicating that PAR score was taken (year to date)	33	37	89.2%	57.9%	58.4%
Rate of removable appliances per 100 fixed appliances - proposed treatment (rolling 12 month period)	3	120	2.50	7.01	5.64
Rate of removable appliances per 100 fixed appliances - completed treatment (rolling 12 month period)	4	68	5.88	6.51	4.81
% of courses of treatment with removable appliances only - proposed treatment (rolling 12 month period)	2	62	3.2%	2.5%	2.0%
% of courses of treatment with removable appliances only - completed treatment (rolling 12 month period)	2	37	5.4%	1.6%	1.5%
% of patients satisfied with the treatment they have received (rolling 12 month period)	2	2	100.0%	95.3%	96.0%

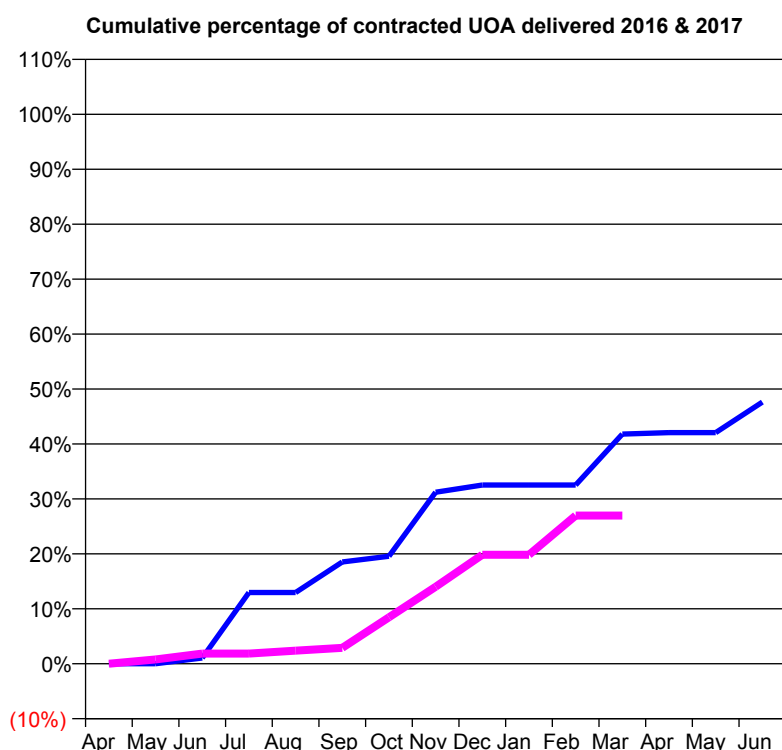
\* Figures in italics indicate that the base number is less than 100.

**Q55 - Vital Signs Orthodontic At a Glance Contract Report for 305146/0001 - March 2017**

Name or company name	MR C DOODY
Contract type name	PDS Contract
Purpose of contract	Orthodontic
Contract start date	01/04/2006
Contract end date	31/03/2018

16/17 Contracted general activity (UDA)	0
Carry forward general activity (UDA)	0
16/17 Contracted orthodontic activity (UOA)	378
Carry forward orthodontic activity (UOA)	0
Baseline contract value	£1.01

ACCESS	Contract	England and Wales
24 month ratio of assessments to patient IDs	1.12	1.09

**ACTIVITY**


Month	Adjusted Scheduled Activity (UOA)	
	2016	2017
April	0	0
May	0	3
June	4	7
July	49	7
August	49	9
September	70	11
October	74	32
November	118	53
December	123	75
January	123	75
February	123	102
March	158	102
April	159	
May	159	
June	180	

QUALITY	Contract Quantity	Contract Base Number	Contract *	Region	England
% of all assessments that were assess and fit appliances (rolling 12 month period)	6	27	22.2%	55.8%	56.6%
% of all assessments that were assess and refuse (rolling 12 month period)	0	27	0.0%	11.1%	11.8%
% of all assessments that were assess and review (rolling 12 month period)	21	27	77.8%	33.1%	31.6%
% of terminated courses where treatment was abandoned or discontinued (rolling 12 month period)	0	5	0.0%	8.6%	7.7%
% of completed treatments indicating that PAR score was taken (year to date)	0	5	0.0%	57.9%	58.4%
Rate of removable appliances per 100 fixed appliances - proposed treatment (rolling 12 month period)	0	9	0.00	7.01	5.64
Rate of removable appliances per 100 fixed appliances - completed treatment (rolling 12 month period)	0	0	N/A	6.51	4.81
% of courses of treatment with removable appliances only - proposed treatment (rolling 12 month period)	0	6	0.0%	2.5%	2.0%
% of courses of treatment with removable appliances only - completed treatment (rolling 12 month period)	0	5	0.0%	1.6%	1.5%
% of patients satisfied with the treatment they have received (rolling 12 month period)	0	0	N/A	95.3%	96.0%

\* Figures in italics indicate that the base number is less than 100.

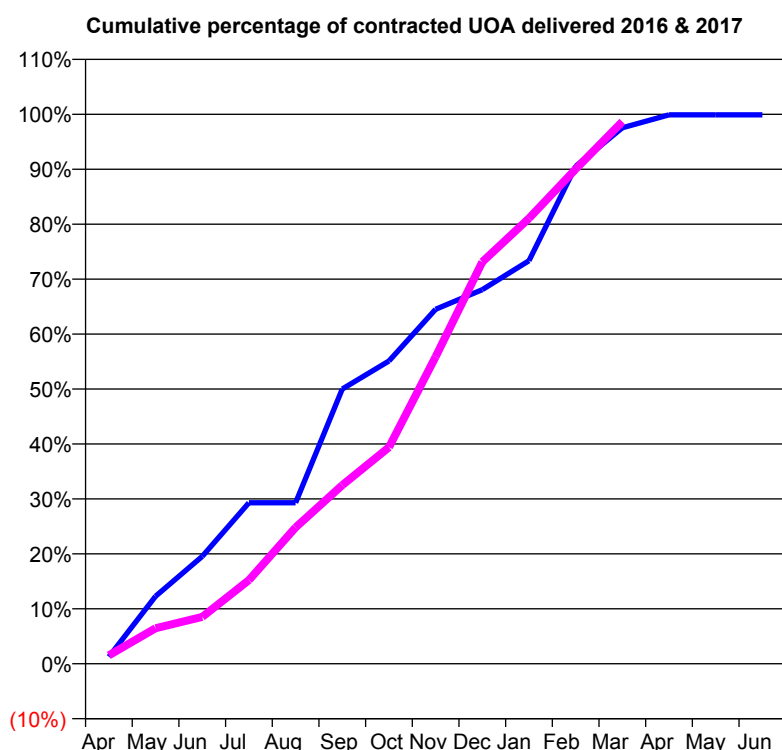
**Q55 - Vital Signs Orthodontic At a Glance Contract Report for 319171/0001 - March 2017**

Name or company name	MR PJ DOUGLAS
Contract type name	GDS Contract
Purpose of contract	General and Orthodontic
Contract start date	01/04/2006
Contract end date	

16/17 Contracted general activity (UDA)	644
Carry forward general activity (UDA)	0
16/17 Contracted orthodontic activity (UOA)	9,040
Carry forward orthodontic activity (UOA)	8
Baseline contract value	£574,979.14

**ACCESS**

	Contract	England and Wales
24 month ratio of assessments to patient IDs	1.30	1.09

**ACTIVITY**


Month	Adjusted Scheduled Activity (UOA)	
	2016	2017
April	94	139
May	912	585
June	1,451	772
July	2,176	1,376
August	2,176	2,243
September	3,712	2,939
October	4,090	3,561
November	4,789	5,051
December	5,054	6,610
January	5,444	7,328
February	6,720	8,137
March	7,241	8,919
April	7,415	
May	7,415	
June	7,415	

**QUALITY**

	Contract Quantity	Contract Base Number	Contract *	Region	England
% of all assessments that were assess and fit appliances (rolling 12 month period)	396	1,273	31.1%	55.8%	56.6%
% of all assessments that were assess and refuse (rolling 12 month period)	113	1,273	8.9%	11.1%	11.8%
% of all assessments that were assess and review (rolling 12 month period)	764	1,273	60.0%	33.1%	31.6%
% of terminated courses where treatment was abandoned or discontinued (rolling 12 month period)	17	138	12.3%	8.6%	7.7%
% of completed treatments indicating that PAR score was taken (year to date)	45	121	37.2%	57.9%	58.4%
Rate of removable appliances per 100 fixed appliances - proposed treatment (rolling 12 month period)	13	562	2.31	7.01	5.64
Rate of removable appliances per 100 fixed appliances - completed treatment (rolling 12 month period)	1	29	3.45	6.51	4.81
% of courses of treatment with removable appliances only - proposed treatment (rolling 12 month period)	13	396	3.3%	2.5%	2.0%
% of courses of treatment with removable appliances only - completed treatment (rolling 12 month period)	1	121	0.8%	1.6%	1.5%
% of patients satisfied with the treatment they have received (rolling 12 month period)	11	12	91.7%	95.3%	96.0%

\* Figures in italics indicate that the base number is less than 100.

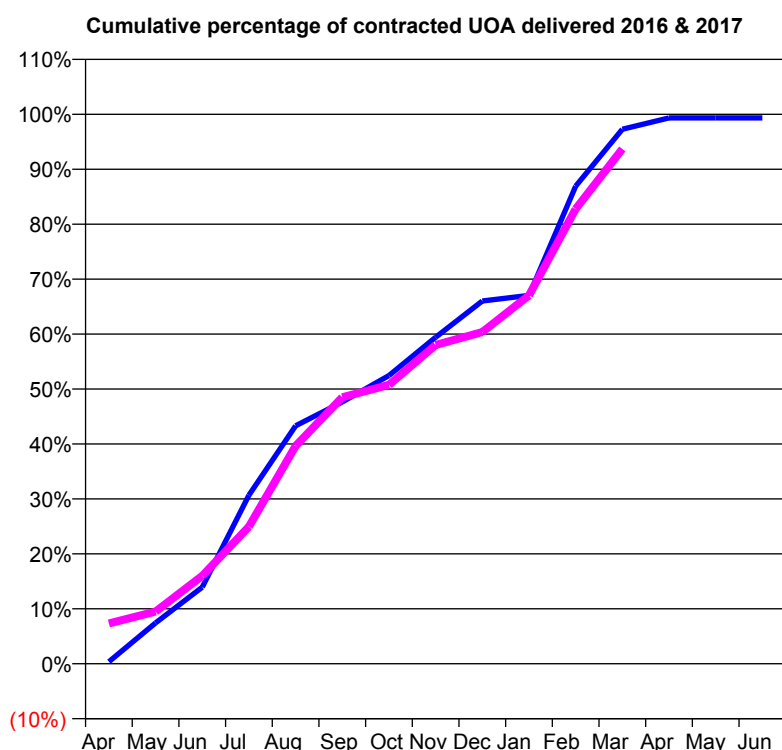
**Q55 - Vital Signs Orthodontic At a Glance Contract Report for 331864/0001 - March 2017**

Name or company name	MISS L KO
Contract type name	GDS Contract
Purpose of contract	General and Orthodontic
Contract start date	01/04/2006
Contract end date	

16/17 Contracted general activity (UDA)	28,035
Carry forward general activity (UDA)	-525
16/17 Contracted orthodontic activity (UOA)	1,062
Carry forward orthodontic activity (UOA)	-13
Baseline contract value	£714,897.20

**ACCESS**

	Contract	England and Wales
24 month ratio of assessments to patient IDs	1.36	1.09

**ACTIVITY**


Month	Adjusted Scheduled Activity (UOA)	
	2016	2017
April	4	78
May	79	101
June	148	170
July	326	265
August	460	421
September	506	515
October	557	539
November	631	616
December	701	641
January	712	712
February	923	879
March	1,033	995
April	1,055	
May	1,055	
June	1,055	

**QUALITY**

	Contract Quantity	Contract Base Number	Contract *	Region	England
% of all assessments that were assess and fit appliances (rolling 12 month period)	43	145	29.7%	55.8%	56.6%
% of all assessments that were assess and refuse (rolling 12 month period)	7	145	4.8%	11.1%	11.8%
% of all assessments that were assess and review (rolling 12 month period)	95	145	65.5%	33.1%	31.6%
% of terminated courses where treatment was abandoned or discontinued (rolling 12 month period)	2	40	5.0%	8.6%	7.7%
% of completed treatments indicating that PAR score was taken (year to date)	28	38	73.7%	57.9%	58.4%
Rate of removable appliances per 100 fixed appliances - proposed treatment (rolling 12 month period)	0	42	0.00	7.01	5.64
Rate of removable appliances per 100 fixed appliances - completed treatment (rolling 12 month period)	0	24	0.00	6.51	4.81
% of courses of treatment with removable appliances only - proposed treatment (rolling 12 month period)	0	43	0.0%	2.5%	2.0%
% of courses of treatment with removable appliances only - completed treatment (rolling 12 month period)	0	38	0.0%	1.6%	1.5%
% of patients satisfied with the treatment they have received (rolling 12 month period)	1	1	100.0%	95.3%	96.0%

\* Figures in italics indicate that the base number is less than 100.

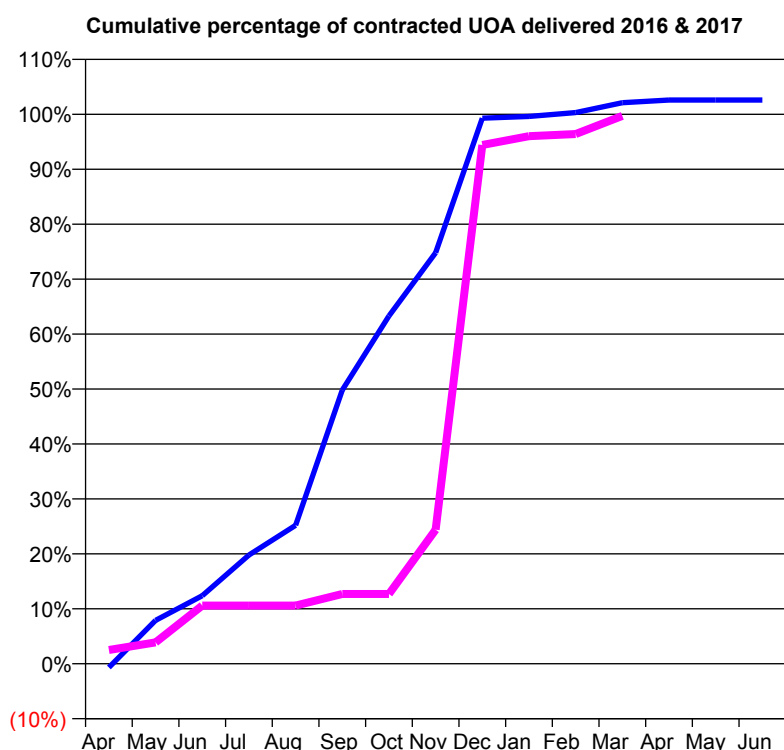
**Q55 - Vital Signs Orthodontic At a Glance Contract Report for 361054/0001 - March 2017**

Name or company name	MISS CL WILLIAMS
Contract type name	PDS Contract
Purpose of contract	Orthodontic
Contract start date	01/04/2012
Contract end date	31/03/2018

16/17 Contracted general activity (UDA)	0
Carry forward general activity (UDA)	0
16/17 Contracted orthodontic activity (UOA)	1,000
Carry forward orthodontic activity (UOA)	-20
Baseline contract value	£56,828.20

**ACCESS**

	Contract	England and Wales
24 month ratio of assessments to patient IDs	1.17	1.09

**ACTIVITY**


Month	Adjusted Scheduled Activity (UOA)	
	2016	2017
April	-7	25
May	79	39
June	124	106
July	198	106
August	252	106
September	498	127
October	633	127
November	748	244
December	993	944
January	996	960
February	1,003	964
March	1,021	997
April	1,026	
May	1,026	
June	1,026	

**QUALITY**

	Contract Quantity	Contract Base Number	Contract *	Region	England
% of all assessments that were assess and fit appliances (rolling 12 month period)	42	143	29.4%	55.8%	56.6%
% of all assessments that were assess and refuse (rolling 12 month period)	16	143	11.2%	11.1%	11.8%
% of all assessments that were assess and review (rolling 12 month period)	85	143	59.4%	33.1%	31.6%
% of terminated courses where treatment was abandoned or discontinued (rolling 12 month period)	4	12	33.3%	8.6%	7.7%
% of completed treatments indicating that PAR score was taken (year to date)	7	8	87.5%	57.9%	58.4%
Rate of removable appliances per 100 fixed appliances - proposed treatment (rolling 12 month period)	16	19	84.21	7.01	5.64
Rate of removable appliances per 100 fixed appliances - completed treatment (rolling 12 month period)	2	10	20.00	6.51	4.81
% of courses of treatment with removable appliances only - proposed treatment (rolling 12 month period)	15	42	35.7%	2.5%	2.0%
% of courses of treatment with removable appliances only - completed treatment (rolling 12 month period)	0	8	0.0%	1.6%	1.5%
% of patients satisfied with the treatment they have received (rolling 12 month period)	3	3	100.0%	95.3%	96.0%

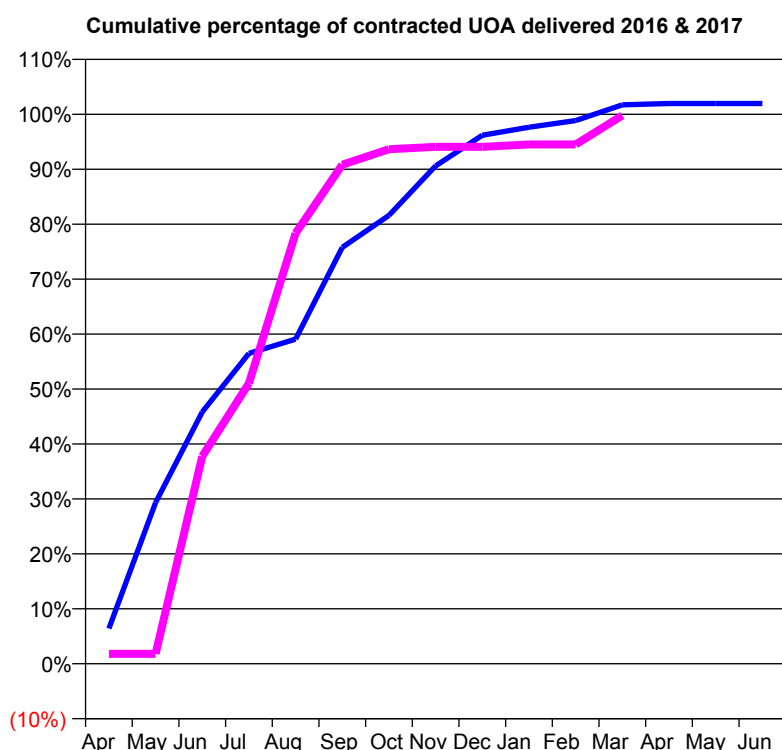
\* Figures in italics indicate that the base number is less than 100.

**Q55 - Vital Signs Orthodontic At a Glance Contract Report for 638900/0001 - March 2017**

Name or company name	MR RM SKEGGS	16/17 Contracted general activity (UDA)	0
Contract type name	PDS Contract	Carry forward general activity (UDA)	0
Purpose of contract	Orthodontic	16/17 Contracted orthodontic activity (UOA)	9,712
Contract start date	06/10/2007	Carry forward orthodontic activity (UOA)	-175
Contract end date	31/03/2018	Baseline contract value	£634,883.13

**ACCESS**

	Contract	England and Wales
24 month ratio of assessments to patient IDs	1.01	1.09

**ACTIVITY**


Month	Adjusted Scheduled Activity (UOA)	
	2016	2017
April	562	175
May	2,564	175
June	4,009	3,667
July	4,941	4,959
August	5,167	7,609
September	6,628	8,821
October	7,137	9,094
November	7,924	9,137
December	8,412	9,137
January	8,540	9,179
February	8,645	9,179
March	8,897	9,691
April	8,918	
May	8,918	
June	8,918	

**QUALITY**

	Contract Quantity	Contract Base Number	Contract *	Region	England
% of all assessments that were assess and fit appliances (rolling 12 month period)	420	1,169	35.9%	55.8%	56.6%
% of all assessments that were assess and refuse (rolling 12 month period)	174	1,169	14.9%	11.1%	11.8%
% of all assessments that were assess and review (rolling 12 month period)	575	1,169	49.2%	33.1%	31.6%
% of terminated courses where treatment was abandoned or discontinued (rolling 12 month period)	79	415	19.0%	8.6%	7.7%
% of completed treatments indicating that PAR score was taken (year to date)	326	336	97.0%	57.9%	58.4%
Rate of removable appliances per 100 fixed appliances - proposed treatment (rolling 12 month period)	9	825	1.09	7.01	5.64
Rate of removable appliances per 100 fixed appliances - completed treatment (rolling 12 month period)	9	656	1.37	6.51	4.81
% of courses of treatment with removable appliances only - proposed treatment (rolling 12 month period)	1	420	0.2%	2.5%	2.0%
% of courses of treatment with removable appliances only - completed treatment (rolling 12 month period)	1	336	0.3%	1.6%	1.5%
% of patients satisfied with the treatment they have received (rolling 12 month period)	12	12	100.0%	95.3%	96.0%

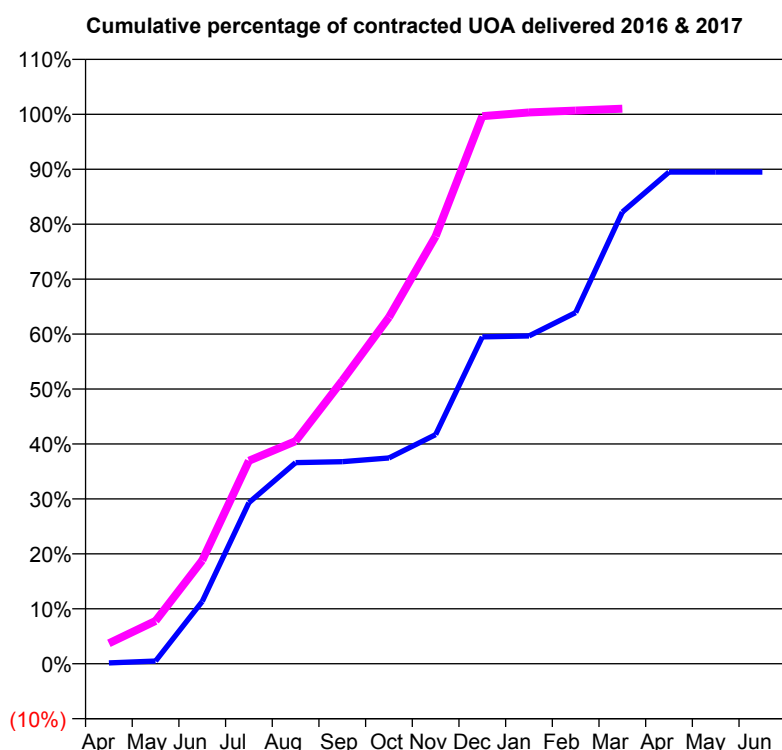
\* Figures in italics indicate that the base number is less than 100.

**Q55 - Vital Signs Orthodontic At a Glance Contract Report for 653861/0001 - March 2017**

Name or company name	MR AF CHALMERS
Contract type name	GDS Contract
Purpose of contract	General and Orthodontic
Contract start date	01/04/2006
Contract end date	

16/17 Contracted general activity (UDA)	15,500
Carry forward general activity (UDA)	0
16/17 Contracted orthodontic activity (UOA)	590
Carry forward orthodontic activity (UOA)	0
Baseline contract value	£455,469.40

ACCESS	Contract	England and Wales
24 month ratio of assessments to patient IDs	1.08	1.09

**ACTIVITY**


Month	Adjusted Scheduled Activity (UOA)	
	2016	2017
April	1	22
May	3	46
June	67	111
July	173	218
August	216	239
September	217	304
October	221	372
November	246	459
December	351	588
January	352	592
February	377	594
March	485	596
April	528	
May	528	
June	528	

**QUALITY**

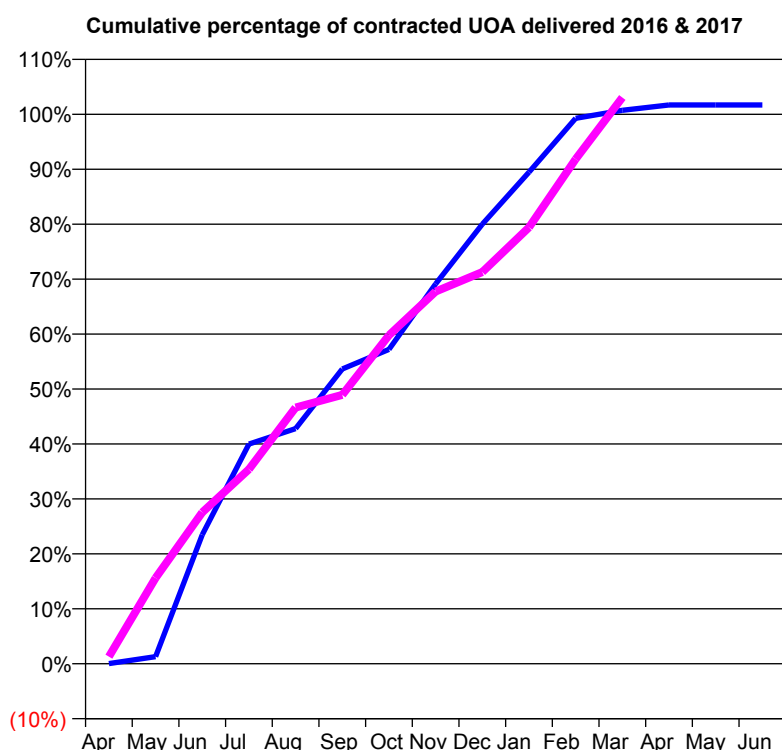
	Contract Quantity	Contract Base Number	Contract *	Region	England
% of all assessments that were assess and fit appliances (rolling 12 month period)	29	59	49.2%	55.8%	56.6%
% of all assessments that were assess and refuse (rolling 12 month period)	6	59	10.2%	11.1%	11.8%
% of all assessments that were assess and review (rolling 12 month period)	24	59	40.7%	33.1%	31.6%
% of terminated courses where treatment was abandoned or discontinued (rolling 12 month period)	2	28	7.1%	8.6%	7.7%
% of completed treatments indicating that PAR score was taken (year to date)	25	26	96.2%	57.9%	58.4%
Rate of removable appliances per 100 fixed appliances - proposed treatment (rolling 12 month period)	0	0	N/A	7.01	5.64
Rate of removable appliances per 100 fixed appliances - completed treatment (rolling 12 month period)	0	0	N/A	6.51	4.81
% of courses of treatment with removable appliances only - proposed treatment (rolling 12 month period)	0	29	0.0%	2.5%	2.0%
% of courses of treatment with removable appliances only - completed treatment (rolling 12 month period)	0	26	0.0%	1.6%	1.5%
% of patients satisfied with the treatment they have received (rolling 12 month period)	4	4	100.0%	95.3%	96.0%

\* Figures in italics indicate that the base number is less than 100.

**Q55 - Vital Signs Orthodontic At a Glance Contract Report for 657247/0001 - March 2017**

Name or company name	MR RV PATEL	16/17 Contracted general activity (UDA)	0
Contract type name	PDS Contract	Carry forward general activity (UDA)	0
Purpose of contract	Orthodontic	16/17 Contracted orthodontic activity (UOA)	8,936
Contract start date	01/04/2006	Carry forward orthodontic activity (UOA)	-117
Contract end date	31/03/2018	Baseline contract value	£535,913.46

ACCESS	Contract	England and Wales
24 month ratio of assessments to patient IDs	1.12	1.09

**ACTIVITY**


Month	Adjusted Scheduled Activity (UOA)	
	2016	2017
April	3	117
May	90	1,396
June	1,624	2,462
July	2,766	3,162
August	2,962	4,167
September	3,712	4,373
October	3,959	5,343
November	4,783	6,054
December	5,535	6,371
January	6,190	7,096
February	6,869	8,207
March	6,970	9,209
April	7,037	
May	7,037	
June	7,037	

QUALITY	Contract Quantity	Contract Base Number	Contract *	Region	England
% of all assessments that were assess and fit appliances (rolling 12 month period)	409	1,033	39.6%	55.8%	56.6%
% of all assessments that were assess and refuse (rolling 12 month period)	48	1,033	4.6%	11.1%	11.8%
% of all assessments that were assess and review (rolling 12 month period)	576	1,033	55.8%	33.1%	31.6%
% of terminated courses where treatment was abandoned or discontinued (rolling 12 month period)	11	310	3.5%	8.6%	7.7%
% of completed treatments indicating that PAR score was taken (year to date)	34	299	11.4%	57.9%	58.4%
Rate of removable appliances per 100 fixed appliances - proposed treatment (rolling 12 month period)	7	799	0.88	7.01	5.64
Rate of removable appliances per 100 fixed appliances - completed treatment (rolling 12 month period)	3	588	0.51	6.51	4.81
% of courses of treatment with removable appliances only - proposed treatment (rolling 12 month period)	4	409	1.0%	2.5%	2.0%
% of courses of treatment with removable appliances only - completed treatment (rolling 12 month period)	3	299	1.0%	1.6%	1.5%
% of patients satisfied with the treatment they have received (rolling 12 month period)	7	7	100.0%	95.3%	96.0%

\* Figures in italics indicate that the base number is less than 100.



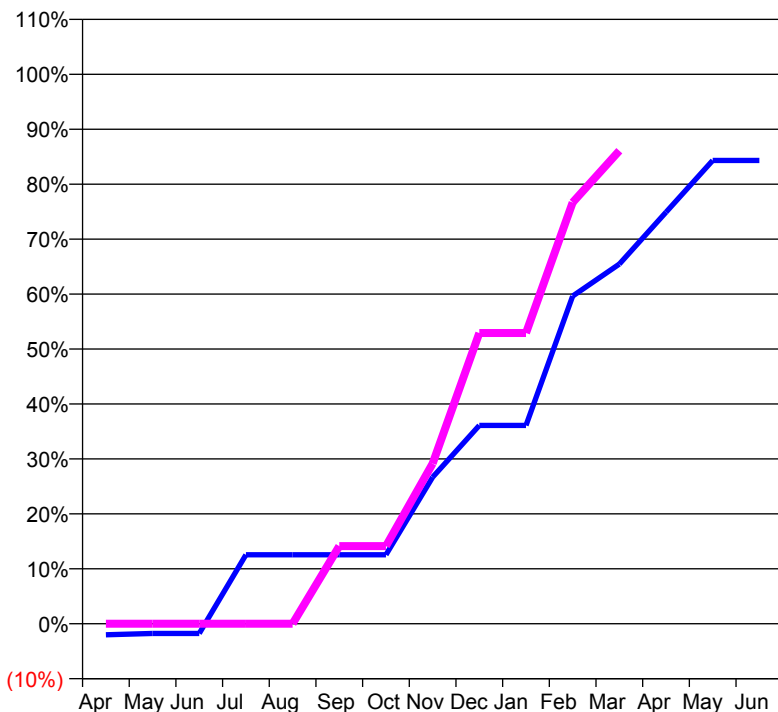
**Q55 - Vital Signs Orthodontic At a Glance Contract Report for 729388/0001 - March 2017**

Name or company name	MR JP WARD
Contract type name	GDS Contract
Purpose of contract	General and Orthodontic
Contract start date	01/04/2006
Contract end date	

16/17 Contracted general activity (UDA)	1,628
Carry forward general activity (UDA)	0
16/17 Contracted orthodontic activity (UOA)	446
Carry forward orthodontic activity (UOA)	0
Baseline contract value	£71,784.37

**ACCESS**

	Contract	England and Wales
24 month ratio of assessments to patient IDs	1.00	1.09

**ACTIVITY**
**Cumulative percentage of contracted UOA delivered 2016 & 2017**

**Adjusted Scheduled Activity (UOA)**

Month	2016	2017
April	-9	0
May	-8	0
June	-8	0
July	56	0
August	56	0
September	56	63
October	56	63
November	119	130
December	161	236
January	161	236
February	266	342
March	292	384
April	334	
May	376	
June	376	

**QUALITY**

	Contract Quantity	Contract Base Number	Contract *	Region	England
% of all assessments that were assess and fit appliances (rolling 12 month period)	24	26	92.3%	55.8%	56.6%
% of all assessments that were assess and refuse (rolling 12 month period)	1	26	3.8%	11.1%	11.8%
% of all assessments that were assess and review (rolling 12 month period)	1	26	3.8%	33.1%	31.6%
% of terminated courses where treatment was abandoned or discontinued (rolling 12 month period)	1	6	16.7%	8.6%	7.7%
% of completed treatments indicating that PAR score was taken (year to date)	5	5	100.0%	57.9%	58.4%
Rate of removable appliances per 100 fixed appliances - proposed treatment (rolling 12 month period)	5	46	10.87	7.01	5.64
Rate of removable appliances per 100 fixed appliances - completed treatment (rolling 12 month period)	0	10	0.00	6.51	4.81
% of courses of treatment with removable appliances only - proposed treatment (rolling 12 month period)	1	24	4.2%	2.5%	2.0%
% of courses of treatment with removable appliances only - completed treatment (rolling 12 month period)	0	5	0.0%	1.6%	1.5%
% of patients satisfied with the treatment they have received (rolling 12 month period)	0	1	0.0%	95.3%	96.0%

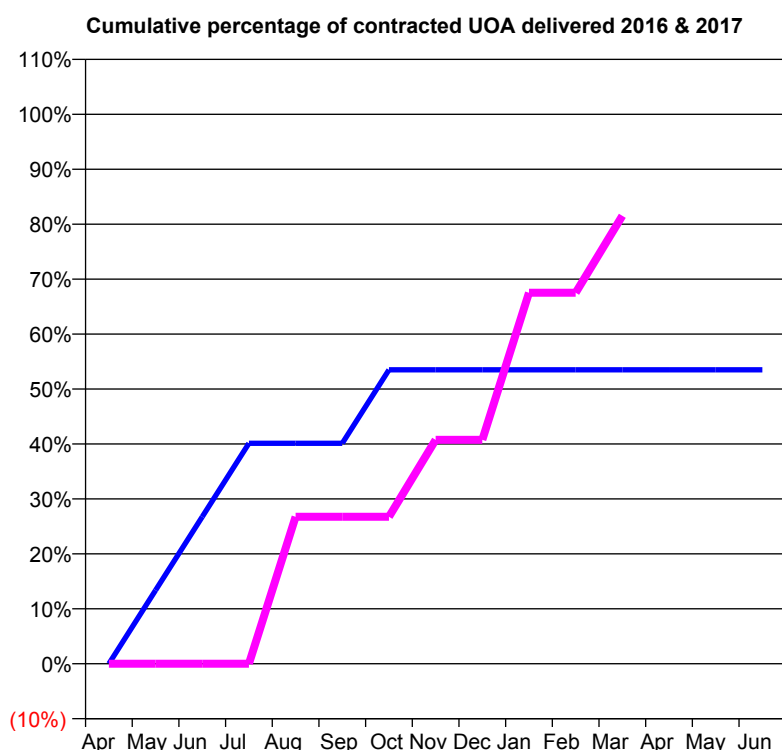
\* Figures in italics indicate that the base number is less than 100.

**Q55 - Vital Signs Orthodontic At a Glance Contract Report for 741620/0001 - March 2017**

Name or company name	MR NC ROSENBAUM
Contract type name	PDS Contract
Purpose of contract	Orthodontic
Contract start date	01/04/2006
Contract end date	31/03/2018

16/17 Contracted general activity (UDA)	0
Carry forward general activity (UDA)	0
16/17 Contracted orthodontic activity (UOA)	157
Carry forward orthodontic activity (UOA)	0
Baseline contract value	£9,448.22

ACCESS	Contract	England and Wales
24 month ratio of assessments to patient IDs	1.00	1.09

**ACTIVITY**


Month	Adjusted Scheduled Activity (UOA)	
	2016	2017
April	0	0
May	21	0
June	42	0
July	63	0
August	63	42
September	63	42
October	84	42
November	84	64
December	84	64
January	84	106
February	84	106
March	84	128
April	84	
May	84	
June	84	

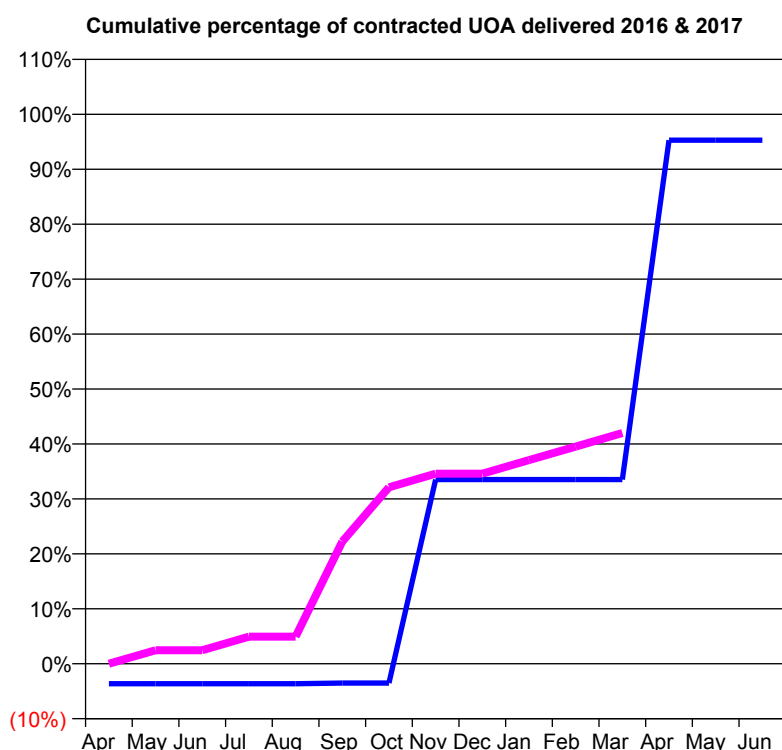
QUALITY	Contract Quantity	Contract Base Number	Contract *	Region	England
% of all assessments that were assess and fit appliances (rolling 12 month period)	7	9	77.8%	55.8%	56.6%
% of all assessments that were assess and refuse (rolling 12 month period)	0	9	0.0%	11.1%	11.8%
% of all assessments that were assess and review (rolling 12 month period)	2	9	22.2%	33.1%	31.6%
% of terminated courses where treatment was abandoned or discontinued (rolling 12 month period)	0	12	0.0%	8.6%	7.7%
% of completed treatments indicating that PAR score was taken (year to date)	12	12	100.0%	57.9%	58.4%
Rate of removable appliances per 100 fixed appliances - proposed treatment (rolling 12 month period)	0	14	0.00	7.01	5.64
Rate of removable appliances per 100 fixed appliances - completed treatment (rolling 12 month period)	0	0	N/A	6.51	4.81
% of courses of treatment with removable appliances only - proposed treatment (rolling 12 month period)	0	7	0.0%	2.5%	2.0%
% of courses of treatment with removable appliances only - completed treatment (rolling 12 month period)	0	12	0.0%	1.6%	1.5%
% of patients satisfied with the treatment they have received (rolling 12 month period)	1	1	100.0%	95.3%	96.0%

\* Figures in italics indicate that the base number is less than 100.

**Q55 - Vital Signs Orthodontic At a Glance Contract Report for 746436/0002 - March 2017**

Name or company name	MR MN BURTON	16/17 Contracted general activity (UDA)	0
Contract type name	GDS Contract	Carry forward general activity (UDA)	0
Purpose of contract	Orthodontic	16/17 Contracted orthodontic activity (UOA)	850
Contract start date	01/04/2006	Carry forward orthodontic activity (UOA)	0
Contract end date		Baseline contract value	£55,122.13

ACCESS	Contract	England and Wales
24 month ratio of assessments to patient IDs	1.00	1.09

**ACTIVITY**


Month	Adjusted Scheduled Activity (UOA)	
	2016	2017
April	-31	0
May	-31	21
June	-31	21
July	-31	42
August	-31	42
September	-30	189
October	-30	273
November	285	294
December	285	294
January	285	315
February	285	336
March	285	357
April	810	
May	810	
June	810	

**QUALITY**

	Contract Quantity	Contract Base Number	Contract *	Region	England
% of all assessments that were assess and fit appliances (rolling 12 month period)	42	42	100.0%	55.8%	56.6%
% of all assessments that were assess and refuse (rolling 12 month period)	0	42	0.0%	11.1%	11.8%
% of all assessments that were assess and review (rolling 12 month period)	0	42	0.0%	33.1%	31.6%
% of terminated courses where treatment was abandoned or discontinued (rolling 12 month period)	0	17	0.0%	8.6%	7.7%
% of completed treatments indicating that PAR score was taken (year to date)	0	17	0.0%	57.9%	58.4%
Rate of removable appliances per 100 fixed appliances - proposed treatment (rolling 12 month period)	2	81	2.47	7.01	5.64
Rate of removable appliances per 100 fixed appliances - completed treatment (rolling 12 month period)	1	29	3.45	6.51	4.81
% of courses of treatment with removable appliances only - proposed treatment (rolling 12 month period)	0	42	0.0%	2.5%	2.0%
% of courses of treatment with removable appliances only - completed treatment (rolling 12 month period)	0	17	0.0%	1.6%	1.5%
% of patients satisfied with the treatment they have received (rolling 12 month period)	1	1	100.0%	95.3%	96.0%

\* Figures in italics indicate that the base number is less than 100.

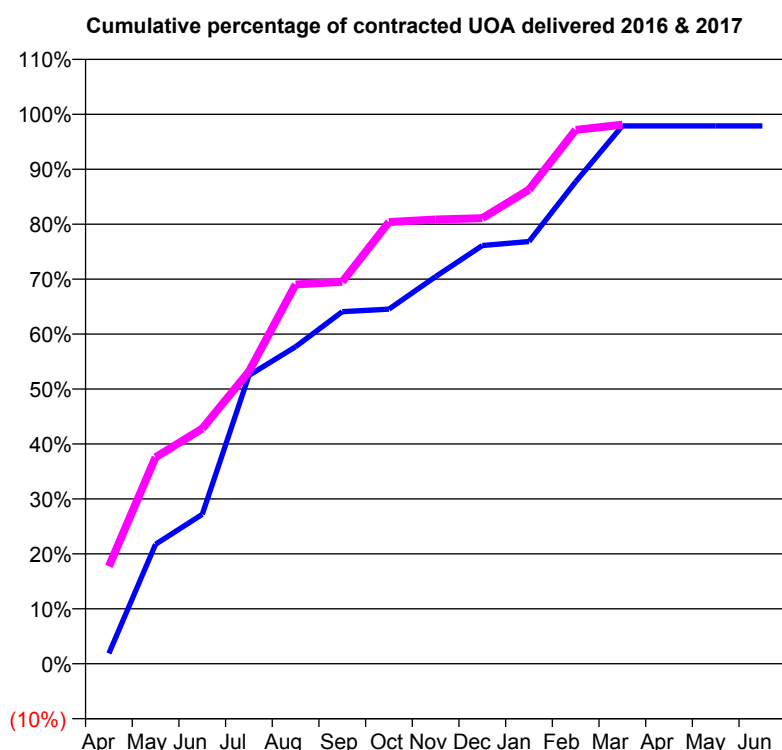
**Q55 - Vital Signs Orthodontic At a Glance Contract Report for 813842/0002 - March 2017**

Name or company name	MR DA DUNNING
Contract type name	GDS Contract
Purpose of contract	General and Orthodontic
Contract start date	01/04/2006
Contract end date	

16/17 Contracted general activity (UDA)	2,012
Carry forward general activity (UDA)	-40
16/17 Contracted orthodontic activity (UOA)	423
Carry forward orthodontic activity (UOA)	9
Baseline contract value	£71,224.79

**ACCESS**

	Contract	England and Wales
24 month ratio of assessments to patient IDs	1.39	1.09

**ACTIVITY**


Month	Adjusted Scheduled Activity (UOA)	
	2016	2017
April	8	75
May	92	159
June	115	181
July	222	225
August	244	292
September	271	294
October	273	340
November	298	342
December	322	343
January	325	365
February	371	411
March	414	415
April	414	
May	414	
June	414	

**QUALITY**

	Contract Quantity	Contract Base Number	Contract *	Region	England
% of all assessments that were assess and fit appliances (rolling 12 month period)	19	46	41.3%	55.8%	56.6%
% of all assessments that were assess and refuse (rolling 12 month period)	1	46	2.2%	11.1%	11.8%
% of all assessments that were assess and review (rolling 12 month period)	26	46	56.5%	33.1%	31.6%
% of terminated courses where treatment was abandoned or discontinued (rolling 12 month period)	3	17	17.6%	8.6%	7.7%
% of completed treatments indicating that PAR score was taken (year to date)	13	13	100.0%	57.9%	58.4%
Rate of removable appliances per 100 fixed appliances - proposed treatment (rolling 12 month period)	0	30	0.00	7.01	5.64
Rate of removable appliances per 100 fixed appliances - completed treatment (rolling 12 month period)	0	24	0.00	6.51	4.81
% of courses of treatment with removable appliances only - proposed treatment (rolling 12 month period)	0	19	0.0%	2.5%	2.0%
% of courses of treatment with removable appliances only - completed treatment (rolling 12 month period)	0	14	0.0%	1.6%	1.5%
% of patients satisfied with the treatment they have received (rolling 12 month period)	0	0	N/A	95.3%	96.0%

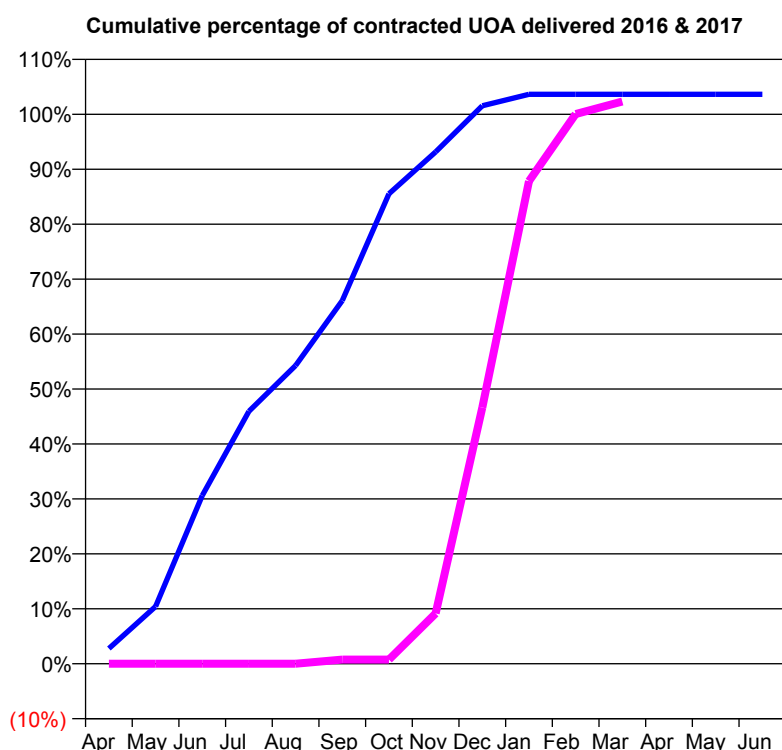
\* Figures in italics indicate that the base number is less than 100.

**Q55 - Vital Signs Orthodontic At a Glance Contract Report for 825050/0002 - March 2017**

Name or company name	MR LS MASTERSON
Contract type name	GDS Contract
Purpose of contract	General and Orthodontic
Contract start date	01/04/2006
Contract end date	

16/17 Contracted general activity (UDA)	0
Carry forward general activity (UDA)	0
16/17 Contracted orthodontic activity (UOA)	2,752
Carry forward orthodontic activity (UOA)	0
Baseline contract value	£172,428.77

ACCESS	Contract	England and Wales
24 month ratio of assessments to patient IDs	1.00	1.09

**ACTIVITY**


Month	Adjusted Scheduled Activity (UOA)	
	2016	2017
April	84	0
May	315	0
June	926	0
July	1,390	0
August	1,642	0
September	1,999	21
October	2,587	21
November	2,818	252
December	3,072	1,283
January	3,135	2,417
February	3,135	2,753
March	3,135	2,816
April	3,135	
May	3,135	
June	3,135	

**QUALITY**

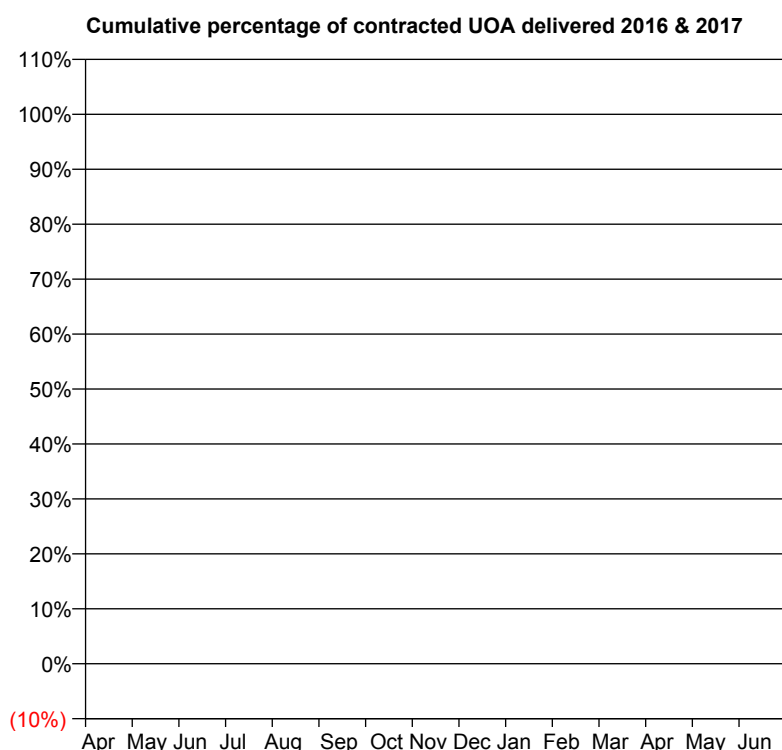
	Contract Quantity	Contract Base Number	Contract *	Region	England
% of all assessments that were assess and fit appliances (rolling 12 month period)	135	135	100.0%	55.8%	56.6%
% of all assessments that were assess and refuse (rolling 12 month period)	0	135	0.0%	11.1%	11.8%
% of all assessments that were assess and review (rolling 12 month period)	0	135	0.0%	33.1%	31.6%
% of terminated courses where treatment was abandoned or discontinued (rolling 12 month period)	3	151	2.0%	8.6%	7.7%
% of completed treatments indicating that PAR score was taken (year to date)	145	148	98.0%	57.9%	58.4%
Rate of removable appliances per 100 fixed appliances - proposed treatment (rolling 12 month period)	4	264	1.52	7.01	5.64
Rate of removable appliances per 100 fixed appliances - completed treatment (rolling 12 month period)	2	289	0.69	6.51	4.81
% of courses of treatment with removable appliances only - proposed treatment (rolling 12 month period)	0	135	0.0%	2.5%	2.0%
% of courses of treatment with removable appliances only - completed treatment (rolling 12 month period)	0	148	0.0%	1.6%	1.5%
% of patients satisfied with the treatment they have received (rolling 12 month period)	10	10	100.0%	95.3%	96.0%

\* Figures in italics indicate that the base number is less than 100.

**Q55 - Vital Signs Orthodontic At a Glance Contract Report for 833517/0001 - March 2017**

Name or company name	MISS NS FRY	16/17 Contracted general activity (UDA)	8,960
Contract type name	GDS Contract	Carry forward general activity (UDA)	0
Purpose of contract	General	16/17 Contracted orthodontic activity (UOA)	0
Contract start date	01/04/2006	Carry forward orthodontic activity (UOA)	0
Contract end date		Baseline contract value	£203,205.57

ACCESS	Contract	England and Wales
24 month ratio of assessments to patient IDs	1.02	1.09

**ACTIVITY**


Adjusted Scheduled Activity (UOA)		
Month	2016	2017
April	17	0
May	41	0
June	42	1
July	47	1
August	49	2
September	54	2
October	54	2
November	265	2
December	268	2
January	479	2
February	479	2
March	479	2
April	479	
May	479	
June	479	

**QUALITY**

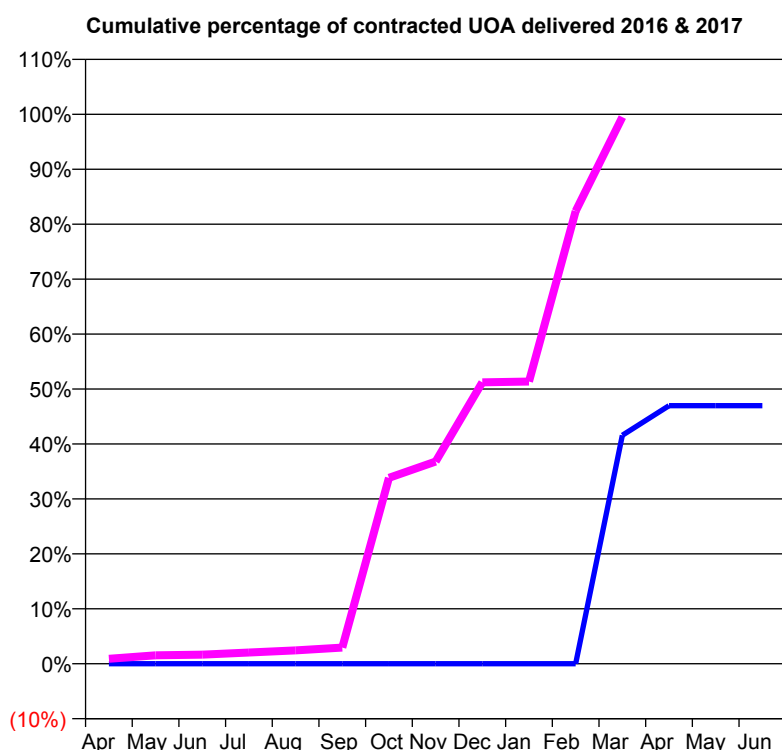
	Contract Quantity	Contract Base Number	Contract *	Region	England
% of all assessments that were assess and fit appliances (rolling 12 month period)	1	3	33.3%	55.8%	56.6%
% of all assessments that were assess and refuse (rolling 12 month period)	0	3	0.0%	11.1%	11.8%
% of all assessments that were assess and review (rolling 12 month period)	2	3	66.7%	33.1%	31.6%
% of terminated courses where treatment was abandoned or discontinued (rolling 12 month period)	2	18	11.1%	8.6%	7.7%
% of completed treatments indicating that PAR score was taken (year to date)	0	16	0.0%	57.9%	58.4%
Rate of removable appliances per 100 fixed appliances - proposed treatment (rolling 12 month period)	0	0	N/A	7.01	5.64
Rate of removable appliances per 100 fixed appliances - completed treatment (rolling 12 month period)	0	0	N/A	6.51	4.81
% of courses of treatment with removable appliances only - proposed treatment (rolling 12 month period)	0	1	0.0%	2.5%	2.0%
% of courses of treatment with removable appliances only - completed treatment (rolling 12 month period)	0	16	0.0%	1.6%	1.5%
% of patients satisfied with the treatment they have received (rolling 12 month period)	0	0	N/A	95.3%	96.0%

\* Figures in italics indicate that the base number is less than 100.

**Q55 - Vital Signs Orthodontic At a Glance Contract Report for 833517/0002 - March 2017**

Name or company name	MISS NS FRY	16/17 Contracted general activity (UDA)	0
Contract type name	GDS Contract	Carry forward general activity (UDA)	0
Purpose of contract	Orthodontic	16/17 Contracted orthodontic activity (UOA)	777
Contract start date	01/04/2015	Carry forward orthodontic activity (UOA)	-7
Contract end date		Baseline contract value	£50,330.23

ACCESS	Contract	England and Wales
24 month ratio of assessments to patient IDs	1.06	1.09

**ACTIVITY**


Month	Adjusted Scheduled Activity (UOA)	
	2016	2017
April	0	7
May	0	12
June	0	13
July	0	16
August	0	19
September	0	23
October	0	263
November	0	286
December	0	398
January	0	399
February	0	640
March	323	773
April	365	
May	365	
June	365	

QUALITY	Contract Quantity	Contract Base Number	Contract *	Region	England
% of all assessments that were assess and fit appliances (rolling 12 month period)	38	86	44.2%	55.8%	56.6%
% of all assessments that were assess and refuse (rolling 12 month period)	20	86	23.3%	11.1%	11.8%
% of all assessments that were assess and review (rolling 12 month period)	28	86	32.6%	33.1%	31.6%
% of terminated courses where treatment was abandoned or discontinued (rolling 12 month period)	1	2	50.0%	8.6%	7.7%
% of completed treatments indicating that PAR score was taken (year to date)	0	1	0.0%	57.9%	58.4%
Rate of removable appliances per 100 fixed appliances - proposed treatment (rolling 12 month period)	0	0	N/A	7.01	5.64
Rate of removable appliances per 100 fixed appliances - completed treatment (rolling 12 month period)	0	0	N/A	6.51	4.81
% of courses of treatment with removable appliances only - proposed treatment (rolling 12 month period)	0	38	0.0%	2.5%	2.0%
% of courses of treatment with removable appliances only - completed treatment (rolling 12 month period)	0	1	0.0%	1.6%	1.5%
% of patients satisfied with the treatment they have received (rolling 12 month period)	1	1	100.0%	95.3%	96.0%

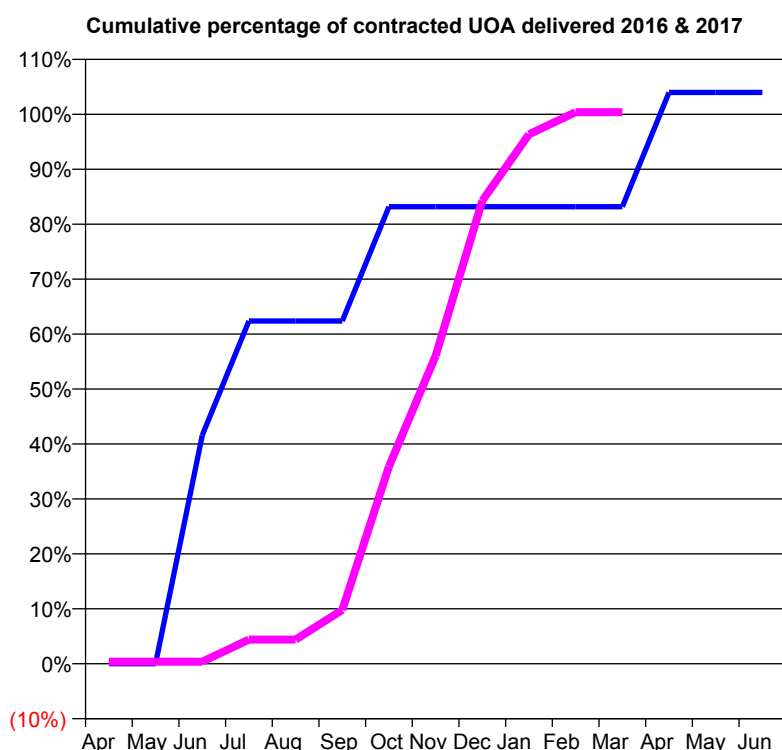
\* Figures in italics indicate that the base number is less than 100.

**Q55 - Vital Signs Orthodontic At a Glance Contract Report for 931136/0001 - March 2017**

Name or company name	MR TJ MALHI
Contract type name	GDS Contract
Purpose of contract	General and Orthodontic
Contract start date	01/04/2006
Contract end date	

16/17 Contracted general activity (UDA)	28,031
Carry forward general activity (UDA)	-206
16/17 Contracted orthodontic activity (UOA)	521
Carry forward orthodontic activity (UOA)	-2
Baseline contract value	£708,874.42

ACCESS	Contract	England and Wales
24 month ratio of assessments to patient IDs	1.05	1.09

**ACTIVITY**


Month	Adjusted Scheduled Activity (UOA)	
	2016	2017
April	0	2
May	0	2
June	42	2
July	63	23
August	63	23
September	63	51
October	84	187
November	84	292
December	84	439
January	84	502
February	84	523
March	84	523
April	105	
May	105	
June	105	

**QUALITY**

	Contract Quantity	Contract Base Number	Contract *	Region	England
% of all assessments that were assess and fit appliances (rolling 12 month period)	27	40	67.5%	55.8%	56.6%
% of all assessments that were assess and refuse (rolling 12 month period)	3	40	7.5%	11.1%	11.8%
% of all assessments that were assess and review (rolling 12 month period)	10	40	25.0%	33.1%	31.6%
% of terminated courses where treatment was abandoned or discontinued (rolling 12 month period)	2	7	28.6%	8.6%	7.7%
% of completed treatments indicating that PAR score was taken (year to date)	4	5	80.0%	57.9%	58.4%
Rate of removable appliances per 100 fixed appliances - proposed treatment (rolling 12 month period)	1	27	3.70	7.01	5.64
Rate of removable appliances per 100 fixed appliances - completed treatment (rolling 12 month period)	0	4	0.00	6.51	4.81
% of courses of treatment with removable appliances only - proposed treatment (rolling 12 month period)	1	27	3.7%	2.5%	2.0%
% of courses of treatment with removable appliances only - completed treatment (rolling 12 month period)	0	5	0.0%	1.6%	1.5%
% of patients satisfied with the treatment they have received (rolling 12 month period)	1	1	100.0%	95.3%	96.0%

\* Figures in italics indicate that the base number is less than 100.

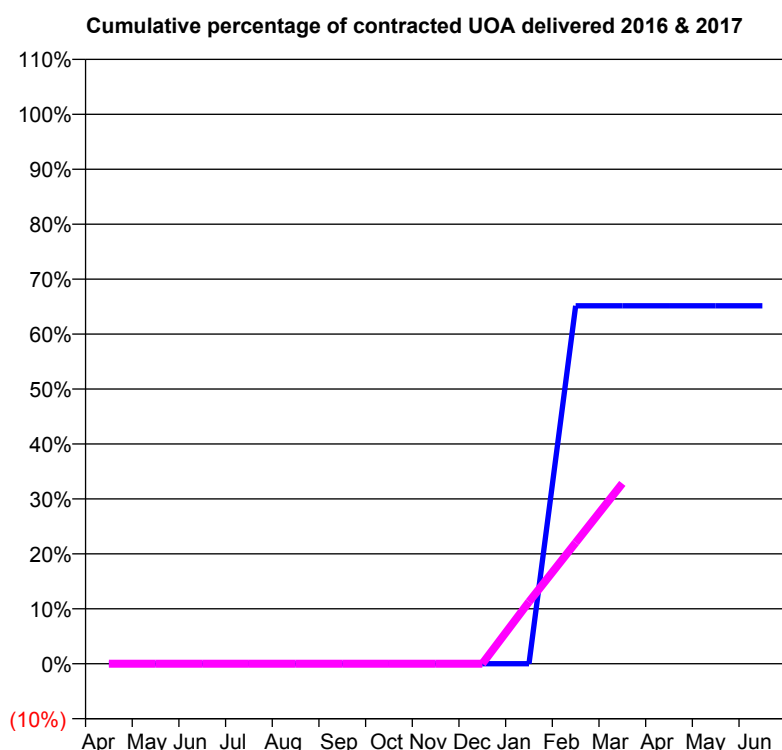


**Q55 - Vital Signs Orthodontic At a Glance Contract Report for 944785/0004 - March 2017**

Name or company name	MR MJ O'GRADY	16/17 Contracted general activity (UDA)	0
Contract type name	GDS Contract	Carry forward general activity (UDA)	0
Purpose of contract	Orthodontic	16/17 Contracted orthodontic activity (UOA)	195
Contract start date	01/09/2015	Carry forward orthodontic activity (UOA)	0
Contract end date		Baseline contract value	£12,961.55

**ACCESS**

	Contract	England and Wales
24 month ratio of assessments to patient IDs	1.00	1.09

**ACTIVITY**


Month	Adjusted Scheduled Activity (UOA)	
	2016	2017
April	0	0
May	0	0
June	0	0
July	0	0
August	0	0
September	0	0
October	0	0
November	0	0
December	0	0
January	0	22
February	43	43
March	43	64
April	43	
May	43	
June	43	

**QUALITY**

	Contract Quantity	Contract Base Number	Contract *	Region	England
% of all assessments that were assess and fit appliances (rolling 12 month period)	3	4	75.0%	55.8%	56.6%
% of all assessments that were assess and refuse (rolling 12 month period)	0	4	0.0%	11.1%	11.8%
% of all assessments that were assess and review (rolling 12 month period)	1	4	25.0%	33.1%	31.6%
% of terminated courses where treatment was abandoned or discontinued (rolling 12 month period)	0	3	0.0%	8.6%	7.7%
% of completed treatments indicating that PAR score was taken (year to date)	3	3	100.0%	57.9%	58.4%
Rate of removable appliances per 100 fixed appliances - proposed treatment (rolling 12 month period)	1	4	25.00	7.01	5.64
Rate of removable appliances per 100 fixed appliances - completed treatment (rolling 12 month period)	0	5	0.00	6.51	4.81
% of courses of treatment with removable appliances only - proposed treatment (rolling 12 month period)	1	3	33.3%	2.5%	2.0%
% of courses of treatment with removable appliances only - completed treatment (rolling 12 month period)	0	3	0.0%	1.6%	1.5%
% of patients satisfied with the treatment they have received (rolling 12 month period)	0	0	N/A	95.3%	96.0%

\* Figures in italics indicate that the base number is less than 100.

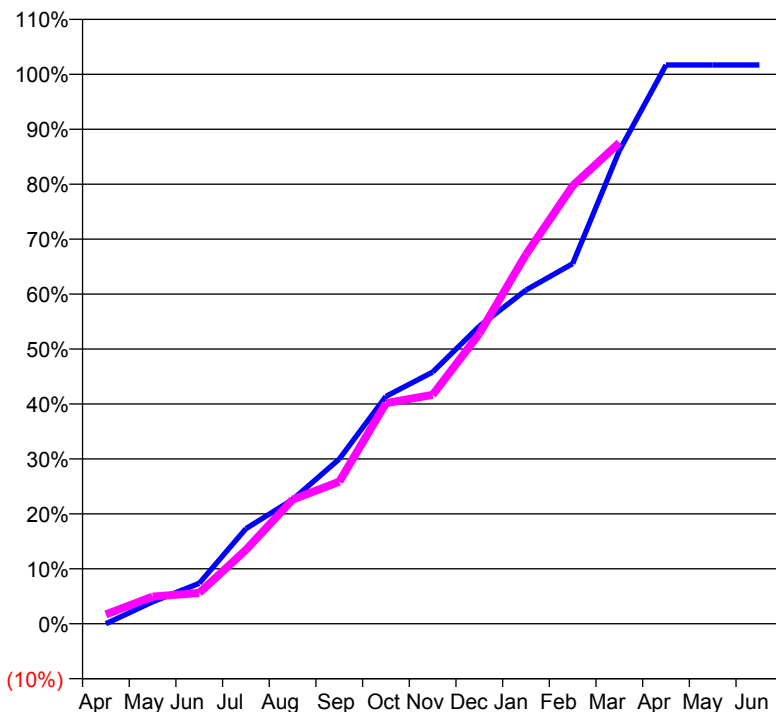
**Q55 - Vital Signs Orthodontic At a Glance Contract Report for 959901/0001 - March 2017**

Name or company name	MRS AE RITTIG
Contract type name	GDS Contract
Purpose of contract	General and Orthodontic
Contract start date	01/04/2006
Contract end date	

16/17 Contracted general activity (UDA)	369
Carry forward general activity (UDA)	3
16/17 Contracted orthodontic activity (UOA)	3,233
Carry forward orthodontic activity (UOA)	-55
Baseline contract value	£228,443.13

**ACCESS**

	Contract	England and Wales
24 month ratio of assessments to patient IDs	1.22	1.09

**ACTIVITY**
**Cumulative percentage of contracted UOA delivered 2016 & 2017**

**Adjusted Scheduled Activity (UOA)**

Month	2016	2017
April	0	55
May	129	160
June	238	182
July	560	435
August	731	731
September	969	836
October	1,338	1,298
November	1,481	1,347
December	1,751	1,707
January	1,963	2,173
February	2,119	2,577
March	2,783	2,830
April	3,288	
May	3,288	
June	3,288	

**QUALITY**

	Contract Quantity	Contract Base Number	Contract *	Region	England
% of all assessments that were assess and fit appliances (rolling 12 month period)	155	180	86.1%	55.8%	56.6%
% of all assessments that were assess and refuse (rolling 12 month period)	4	180	2.2%	11.1%	11.8%
% of all assessments that were assess and review (rolling 12 month period)	21	180	11.7%	33.1%	31.6%
% of terminated courses where treatment was abandoned or discontinued (rolling 12 month period)	14	51	27.5%	8.6%	7.7%
% of completed treatments indicating that PAR score was taken (year to date)	5	37	13.5%	57.9%	58.4%
Rate of removable appliances per 100 fixed appliances - proposed treatment (rolling 12 month period)	0	0	N/A	7.01	5.64
Rate of removable appliances per 100 fixed appliances - completed treatment (rolling 12 month period)	0	0	N/A	6.51	4.81
% of courses of treatment with removable appliances only - proposed treatment (rolling 12 month period)	0	155	0.0%	2.5%	2.0%
% of courses of treatment with removable appliances only - completed treatment (rolling 12 month period)	0	37	0.0%	1.6%	1.5%
% of patients satisfied with the treatment they have received (rolling 12 month period)	4	4	100.0%	95.3%	96.0%

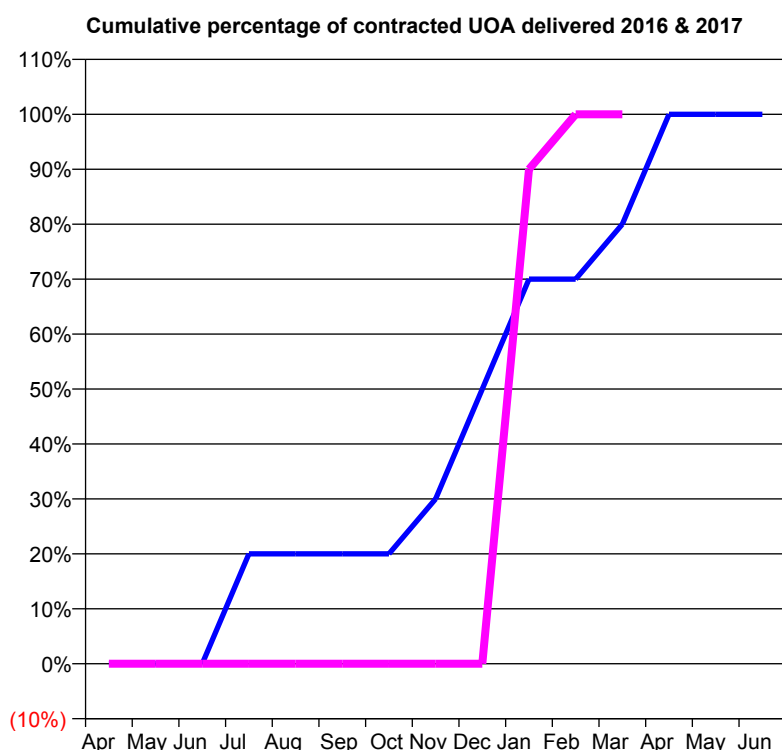
\* Figures in italics indicate that the base number is less than 100.

**Q55 - Vital Signs Orthodontic At a Glance Contract Report for 997277/0001 - March 2017**

Name or company name	MR CA CUNNINGTON
Contract type name	GDS Contract
Purpose of contract	General and Orthodontic
Contract start date	01/04/2006
Contract end date	

16/17 Contracted general activity (UDA)	10,740
Carry forward general activity (UDA)	298
16/17 Contracted orthodontic activity (UOA)	210
Carry forward orthodontic activity (UOA)	0
Baseline contract value	£247,589.50

ACCESS	Contract	England and Wales
24 month ratio of assessments to patient IDs	1.00	1.09

**ACTIVITY**


Month	Adjusted Scheduled Activity (UOA)	
	2016	2017
April	0	0
May	0	0
June	0	0
July	42	0
August	42	0
September	42	0
October	42	0
November	63	0
December	105	0
January	147	189
February	147	210
March	168	210
April	210	
May	210	
June	210	

**QUALITY**

	Contract Quantity	Contract Base Number	Contract *	Region	England
% of all assessments that were assess and fit appliances (rolling 12 month period)	12	12	100.0%	55.8%	56.6%
% of all assessments that were assess and refuse (rolling 12 month period)	0	12	0.0%	11.1%	11.8%
% of all assessments that were assess and review (rolling 12 month period)	0	12	0.0%	33.1%	31.6%
% of terminated courses where treatment was abandoned or discontinued (rolling 12 month period)	0	3	0.0%	8.6%	7.7%
% of completed treatments indicating that PAR score was taken (year to date)	2	3	66.7%	57.9%	58.4%
Rate of removable appliances per 100 fixed appliances - proposed treatment (rolling 12 month period)	1	24	4.17	7.01	5.64
Rate of removable appliances per 100 fixed appliances - completed treatment (rolling 12 month period)	0	0	N/A	6.51	4.81
% of courses of treatment with removable appliances only - proposed treatment (rolling 12 month period)	0	12	0.0%	2.5%	2.0%
% of courses of treatment with removable appliances only - completed treatment (rolling 12 month period)	0	3	0.0%	1.6%	1.5%
% of patients satisfied with the treatment they have received (rolling 12 month period)	0	0	N/A	95.3%	96.0%

\* Figures in italics indicate that the base number is less than 100.

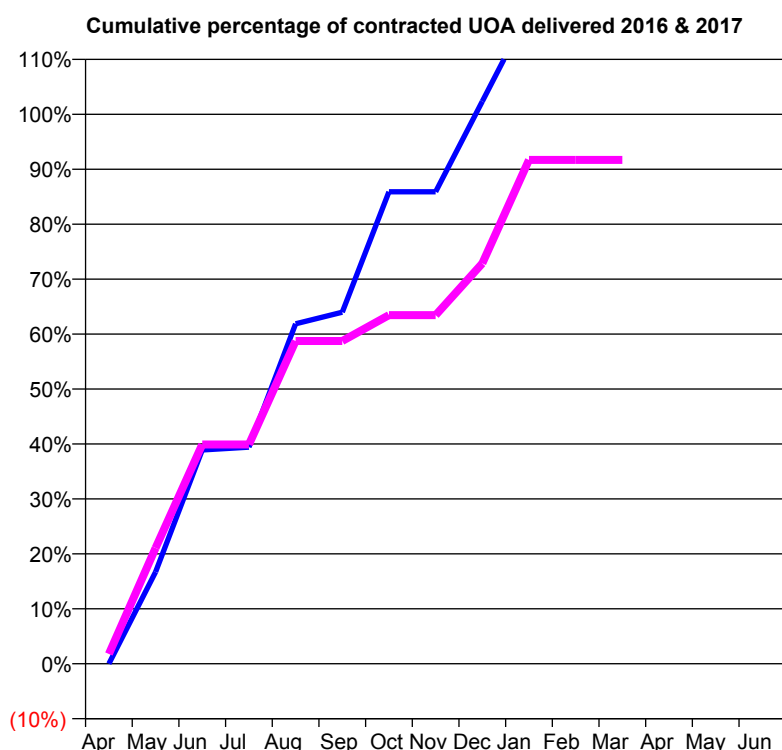
**Q56 - Vital Signs Orthodontic At a Glance Contract Report for 101281/0058 - March 2017**

Name or company name	OASIS DENTAL CARE LTD
Contract type name	GDS Contract
Purpose of contract	General and Orthodontic
Contract start date	01/04/2006
Contract end date	

16/17 Contracted general activity (UDA)	23,334
Carry forward general activity (UDA)	1,258
16/17 Contracted orthodontic activity (UOA)	446
Carry forward orthodontic activity (UOA)	-8
Baseline contract value	£561,977.12

**ACCESS**

	Contract	England and Wales
24 month ratio of assessments to patient IDs	1.02	1.09

**ACTIVITY**


Month	Adjusted Scheduled Activity (UOA)	
	2016	2017
April	0	8
May	64	94
June	149	178
July	151	178
August	237	262
September	245	262
October	329	283
November	329	283
December	392	325
January	455	409
February	457	409
March	457	409
April	457	
May	457	
June	457	

**QUALITY**

	Contract Quantity	Contract Base Number	Contract *	Region	England
% of all assessments that were assess and fit appliances (rolling 12 month period)	19	21	90.5%	55.8%	56.6%
% of all assessments that were assess and refuse (rolling 12 month period)	2	21	9.5%	11.1%	11.8%
% of all assessments that were assess and review (rolling 12 month period)	0	21	0.0%	33.1%	31.6%
% of terminated courses where treatment was abandoned or discontinued (rolling 12 month period)	0	23	0.0%	8.6%	7.7%
% of completed treatments indicating that PAR score was taken (year to date)	22	23	95.7%	57.9%	58.4%
Rate of removable appliances per 100 fixed appliances - proposed treatment (rolling 12 month period)	1	30	3.33	7.01	5.64
Rate of removable appliances per 100 fixed appliances - completed treatment (rolling 12 month period)	6	31	19.35	6.51	4.81
% of courses of treatment with removable appliances only - proposed treatment (rolling 12 month period)	0	19	0.0%	2.5%	2.0%
% of courses of treatment with removable appliances only - completed treatment (rolling 12 month period)	3	23	13.0%	1.6%	1.5%
% of patients satisfied with the treatment they have received (rolling 12 month period)	2	3	66.7%	95.3%	96.0%

\* Figures in italics indicate that the base number is less than 100.

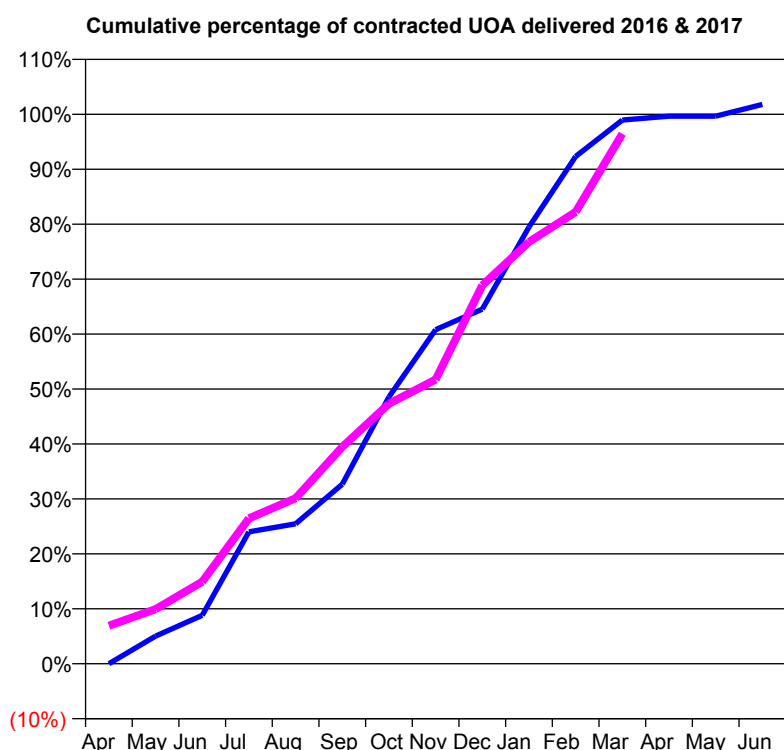
**Q56 - Vital Signs Orthodontic At a Glance Contract Report for 101338/0075 - March 2017**

Name or company name	Whitecross Dental Care Limited
Contract type name	GDS Contract
Purpose of contract	General and Orthodontic
Contract start date	09/03/2009
Contract end date	

16/17 Contracted general activity (UDA)	13,187
Carry forward general activity (UDA)	405
16/17 Contracted orthodontic activity (UOA)	2,960
Carry forward orthodontic activity (UOA)	-53
Baseline contract value	£508,363.58

**ACCESS**

	Contract	England and Wales
24 month ratio of assessments to patient IDs	1.03	1.09

**ACTIVITY**


Month	Adjusted Scheduled Activity (UOA)	
	2016	2017
April	0	205
May	149	294
June	261	442
July	711	783
August	754	892
September	967	1,168
October	1,438	1,401
November	1,800	1,531
December	1,910	2,039
January	2,353	2,272
February	2,733	2,434
March	2,929	2,855
April	2,950	
May	2,950	
June	3,013	

**QUALITY**

	Contract Quantity	Contract Base Number	Contract *	Region	England
% of all assessments that were assess and fit appliances (rolling 12 month period)	141	197	71.6%	55.8%	56.6%
% of all assessments that were assess and refuse (rolling 12 month period)	18	197	9.1%	11.1%	11.8%
% of all assessments that were assess and review (rolling 12 month period)	38	197	19.3%	33.1%	31.6%
% of terminated courses where treatment was abandoned or discontinued (rolling 12 month period)	33	109	30.3%	8.6%	7.7%
% of completed treatments indicating that PAR score was taken (year to date)	43	67	64.2%	57.9%	58.4%
Rate of removable appliances per 100 fixed appliances - proposed treatment (rolling 12 month period)	99	240	41.25	7.01	5.64
Rate of removable appliances per 100 fixed appliances - completed treatment (rolling 12 month period)	59	121	48.76	6.51	4.81
% of courses of treatment with removable appliances only - proposed treatment (rolling 12 month period)	0	141	0.0%	2.5%	2.0%
% of courses of treatment with removable appliances only - completed treatment (rolling 12 month period)	1	76	1.3%	1.6%	1.5%
% of patients satisfied with the treatment they have received (rolling 12 month period)	2	2	100.0%	95.3%	96.0%

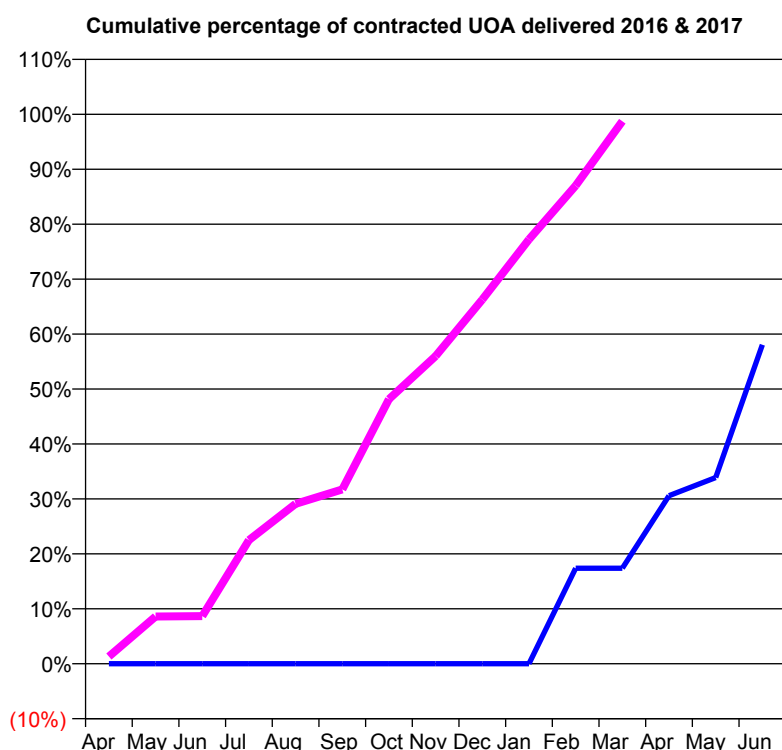
\* Figures in italics indicate that the base number is less than 100.

**Q56 - Vital Signs Orthodontic At a Glance Contract Report for 103748/0001 - March 2017**

Name or company name	Friends Dental Practice	16/17 Contracted general activity (UDA)	3,783
Contract type name	GDS Contract	Carry forward general activity (UDA)	60
Purpose of contract	General and Orthodontic	16/17 Contracted orthodontic activity (UOA)	1,800
Contract start date	07/12/2015	Carry forward orthodontic activity (UOA)	-24
Contract end date		Baseline contract value	£219,409.38

**ACCESS**

	Contract	England and Wales
24 month ratio of assessments to patient IDs	1.04	1.09

**ACTIVITY**


Month	Adjusted Scheduled Activity (UOA)	
	2016	2017
April	0	24
May	0	155
June	0	156
July	0	405
August	0	524
September	0	571
October	0	867
November	0	1,008
December	0	1,193
January	0	1,390
February	111	1,566
March	111	1,777
April	195	
May	216	
June	370	

**QUALITY**

	Contract Quantity	Contract Base Number	Contract *	Region	England
% of all assessments that were assess and fit appliances (rolling 12 month period)	96	245	39.2%	55.8%	56.6%
% of all assessments that were assess and refuse (rolling 12 month period)	36	245	14.7%	11.1%	11.8%
% of all assessments that were assess and review (rolling 12 month period)	113	245	46.1%	33.1%	31.6%
% of terminated courses where treatment was abandoned or discontinued (rolling 12 month period)	20	105	19.0%	8.6%	7.7%
% of completed treatments indicating that PAR score was taken (year to date)	5	81	6.2%	57.9%	58.4%
Rate of removable appliances per 100 fixed appliances - proposed treatment (rolling 12 month period)	27	163	16.56	7.01	5.64
Rate of removable appliances per 100 fixed appliances - completed treatment (rolling 12 month period)	18	143	12.59	6.51	4.81
% of courses of treatment with removable appliances only - proposed treatment (rolling 12 month period)	7	96	7.3%	2.5%	2.0%
% of courses of treatment with removable appliances only - completed treatment (rolling 12 month period)	5	85	5.9%	1.6%	1.5%
% of patients satisfied with the treatment they have received (rolling 12 month period)	3	3	100.0%	95.3%	96.0%

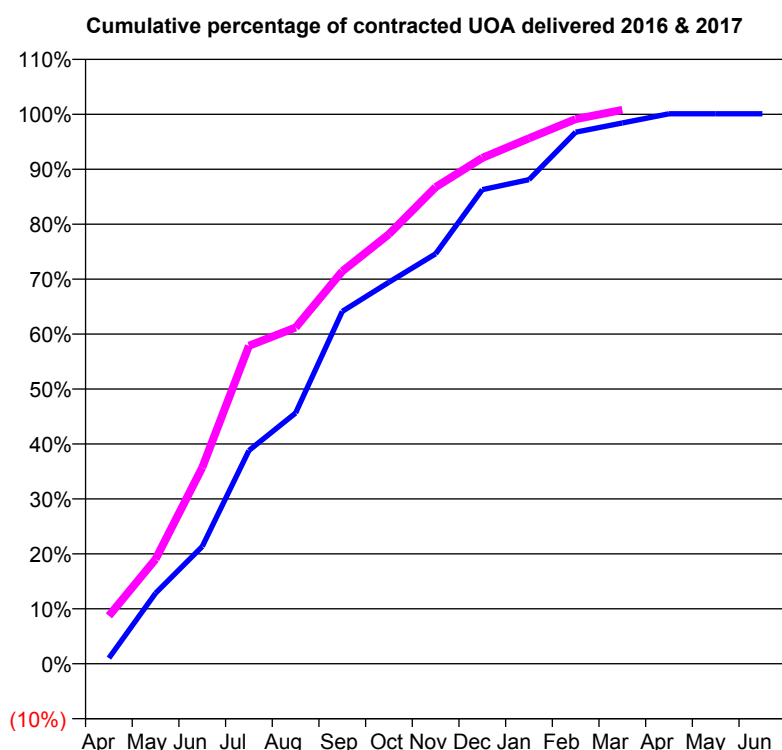
\* Figures in italics indicate that the base number is less than 100.

**Q56 - Vital Signs Orthodontic At a Glance Contract Report for 105171/0001 - March 2017**

Name or company name	Gentle Dental Practices Ltd
Contract type name	GDS Contract
Purpose of contract	General and Orthodontic
Contract start date	01/06/2010
Contract end date	

16/17 Contracted general activity (UDA)	11,416
Carry forward general activity (UDA)	97
16/17 Contracted orthodontic activity (UOA)	1,260
Carry forward orthodontic activity (UOA)	-1
Baseline contract value	£349,807.19

ACCESS	Contract	England and Wales
24 month ratio of assessments to patient IDs	1.01	1.09

**ACTIVITY**


Month	Adjusted Scheduled Activity (UOA)	
	2016	2017
April	13	110
May	162	240
June	269	450
July	489	729
August	575	771
September	808	900
October	875	985
November	940	1,093
December	1,087	1,160
January	1,110	1,205
February	1,219	1,249
March	1,240	1,270
April	1,261	
May	1,261	
June	1,261	

**QUALITY**

	Contract Quantity	Contract Base Number	Contract *	Region	England
% of all assessments that were assess and fit appliances (rolling 12 month period)	62	84	73.8%	55.8%	56.6%
% of all assessments that were assess and refuse (rolling 12 month period)	14	84	16.7%	11.1%	11.8%
% of all assessments that were assess and review (rolling 12 month period)	8	84	9.5%	33.1%	31.6%
% of terminated courses where treatment was abandoned or discontinued (rolling 12 month period)	5	61	8.2%	8.6%	7.7%
% of completed treatments indicating that PAR score was taken (year to date)	56	56	100.0%	57.9%	58.4%
Rate of removable appliances per 100 fixed appliances - proposed treatment (rolling 12 month period)	6	113	5.31	7.01	5.64
Rate of removable appliances per 100 fixed appliances - completed treatment (rolling 12 month period)	5	105	4.76	6.51	4.81
% of courses of treatment with removable appliances only - proposed treatment (rolling 12 month period)	2	62	3.2%	2.5%	2.0%
% of courses of treatment with removable appliances only - completed treatment (rolling 12 month period)	1	56	1.8%	1.6%	1.5%
% of patients satisfied with the treatment they have received (rolling 12 month period)	1	1	100.0%	95.3%	96.0%

\* Figures in italics indicate that the base number is less than 100.

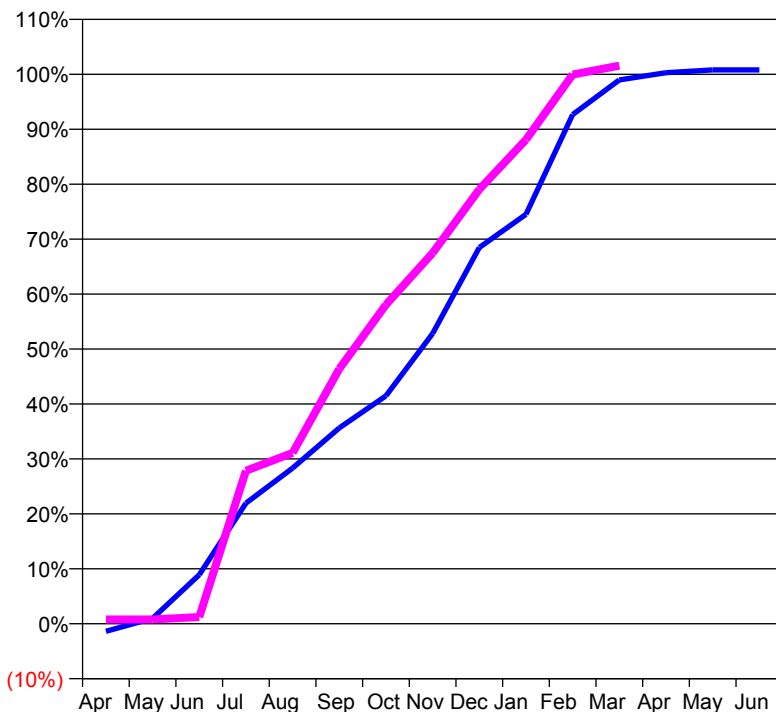
**Q56 - Vital Signs Orthodontic At a Glance Contract Report for 116483/0001 - March 2017**

Name or company name	Mr Wadhvani & Mr Hirani
Contract type name	PDS Contract
Purpose of contract	Orthodontic
Contract start date	01/04/2013
Contract end date	31/03/2018

16/17 Contracted general activity (UDA)	0
Carry forward general activity (UDA)	0
16/17 Contracted orthodontic activity (UOA)	4,800
Carry forward orthodontic activity (UOA)	-38
Baseline contract value	£298,032.32

**ACCESS**

	Contract	England and Wales
24 month ratio of assessments to patient IDs	1.06	1.09

**ACTIVITY**
**Cumulative percentage of contracted UOA delivered 2016 & 2017**

**Adjusted Scheduled Activity (UOA)**

Month	2016	2017
April	-67	38
May	47	38
June	428	59
July	1,053	1,337
August	1,360	1,493
September	1,711	2,226
October	1,991	2,787
November	2,535	3,239
December	3,286	3,794
January	3,576	4,229
February	4,448	4,797
March	4,751	4,875
April	4,814	
May	4,838	
June	4,838	

**QUALITY**

	Contract Quantity	Contract Base Number	Contract *	Region	England
% of all assessments that were assess and fit appliances (rolling 12 month period)	239	441	54.2%	55.8%	56.6%
% of all assessments that were assess and refuse (rolling 12 month period)	48	441	10.9%	11.1%	11.8%
% of all assessments that were assess and review (rolling 12 month period)	154	441	34.9%	33.1%	31.6%
% of terminated courses where treatment was abandoned or discontinued (rolling 12 month period)	20	263	7.6%	8.6%	7.7%
% of completed treatments indicating that PAR score was taken (year to date)	231	240	96.3%	57.9%	58.4%
Rate of removable appliances per 100 fixed appliances - proposed treatment (rolling 12 month period)	30	455	6.59	7.01	5.64
Rate of removable appliances per 100 fixed appliances - completed treatment (rolling 12 month period)	1	86	1.16	6.51	4.81
% of courses of treatment with removable appliances only - proposed treatment (rolling 12 month period)	2	239	0.8%	2.5%	2.0%
% of courses of treatment with removable appliances only - completed treatment (rolling 12 month period)	0	243	0.0%	1.6%	1.5%
% of patients satisfied with the treatment they have received (rolling 12 month period)	16	16	100.0%	95.3%	96.0%

\* Figures in italics indicate that the base number is less than 100.



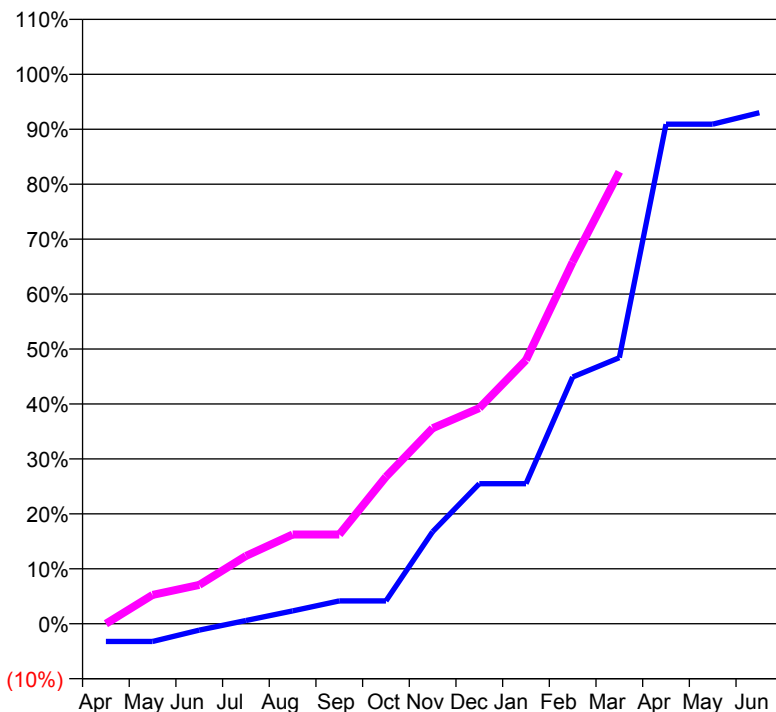
**Q56 - Vital Signs Orthodontic At a Glance Contract Report for 116483/0002 - March 2017**

Name or company name	Mr Wadhvani & Mr Hirani
Contract type name	PDS Contract
Purpose of contract	Orthodontic
Contract start date	01/04/2013
Contract end date	31/03/2018

16/17 Contracted general activity (UDA)	0
Carry forward general activity (UDA)	0
16/17 Contracted orthodontic activity (UOA)	1,200
Carry forward orthodontic activity (UOA)	0
Baseline contract value	£74,508.08

**ACCESS**

	Contract	England and Wales
24 month ratio of assessments to patient IDs	1.04	1.09

**ACTIVITY**
**Cumulative percentage of contracted UOA delivered 2016 & 2017**

**Adjusted Scheduled Activity (UOA)**

Month	2016	2017
April	-39	0
May	-39	63
June	-14	85
July	7	148
August	28	195
September	50	195
October	50	321
November	201	427
December	306	471
January	306	576
February	539	790
March	581	987
April	1,091	
May	1,091	
June	1,116	

**QUALITY**

	Contract Quantity	Contract Base Number	Contract *	Region	England
% of all assessments that were assess and fit appliances (rolling 12 month period)	76	102	74.5%	55.8%	56.6%
% of all assessments that were assess and refuse (rolling 12 month period)	5	102	4.9%	11.1%	11.8%
% of all assessments that were assess and review (rolling 12 month period)	21	102	20.6%	33.1%	31.6%
% of terminated courses where treatment was abandoned or discontinued (rolling 12 month period)	1	32	3.1%	8.6%	7.7%
% of completed treatments indicating that PAR score was taken (year to date)	27	31	87.1%	57.9%	58.4%
Rate of removable appliances per 100 fixed appliances - proposed treatment (rolling 12 month period)	1	135	0.74	7.01	5.64
Rate of removable appliances per 100 fixed appliances - completed treatment (rolling 12 month period)	0	6	0.00	6.51	4.81
% of courses of treatment with removable appliances only - proposed treatment (rolling 12 month period)	1	76	1.3%	2.5%	2.0%
% of courses of treatment with removable appliances only - completed treatment (rolling 12 month period)	0	31	0.0%	1.6%	1.5%
% of patients satisfied with the treatment they have received (rolling 12 month period)	2	2	100.0%	95.3%	96.0%

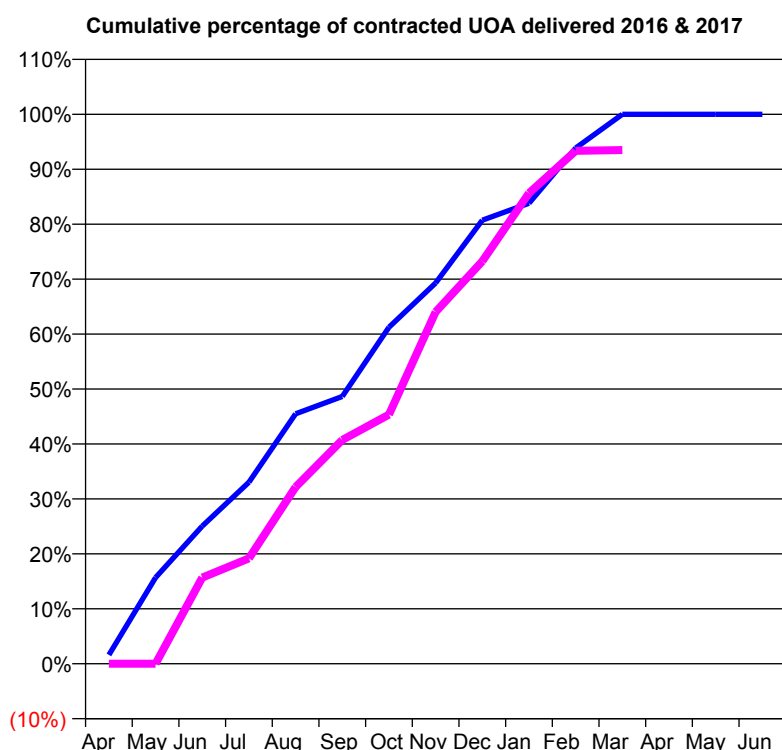
\* Figures in italics indicate that the base number is less than 100.

**Q56 - Vital Signs Orthodontic At a Glance Contract Report for 117994/0002 - March 2017**

Name or company name	Wensleydale Dental Practice
Contract type name	PDS Contract
Purpose of contract	Orthodontic
Contract start date	01/07/2011
Contract end date	31/03/2018

16/17 Contracted general activity (UDA)	0
Carry forward general activity (UDA)	0
16/17 Contracted orthodontic activity (UOA)	1,365
Carry forward orthodontic activity (UOA)	0
Baseline contract value	£84,740.56

ACCESS	Contract	England and Wales
24 month ratio of assessments to patient IDs	1.08	1.09

**ACTIVITY**


Month	Adjusted Scheduled Activity (UOA)	
	2016	2017
April	22	0
May	214	0
June	342	214
July	451	262
August	621	439
September	664	556
October	836	619
November	946	874
December	1,102	1,000
January	1,144	1,169
February	1,281	1,274
March	1,365	1,276
April	1,365	
May	1,365	
June	1,365	

QUALITY	Contract Quantity	Contract Base Number	Contract *	Region	England
% of all assessments that were assess and fit appliances (rolling 12 month period)	62	91	68.1%	55.8%	56.6%
% of all assessments that were assess and refuse (rolling 12 month period)	7	91	7.7%	11.1%	11.8%
% of all assessments that were assess and review (rolling 12 month period)	22	91	24.2%	33.1%	31.6%
% of terminated courses where treatment was abandoned or discontinued (rolling 12 month period)	1	25	4.0%	8.6%	7.7%
% of completed treatments indicating that PAR score was taken (year to date)	6	24	25.0%	57.9%	58.4%
Rate of removable appliances per 100 fixed appliances - proposed treatment (rolling 12 month period)	23	34	67.65	7.01	5.64
Rate of removable appliances per 100 fixed appliances - completed treatment (rolling 12 month period)	0	5	0.00	6.51	4.81
% of courses of treatment with removable appliances only - proposed treatment (rolling 12 month period)	22	62	35.5%	2.5%	2.0%
% of courses of treatment with removable appliances only - completed treatment (rolling 12 month period)	0	24	0.0%	1.6%	1.5%
% of patients satisfied with the treatment they have received (rolling 12 month period)	2	2	100.0%	95.3%	96.0%

\* Figures in italics indicate that the base number is less than 100.

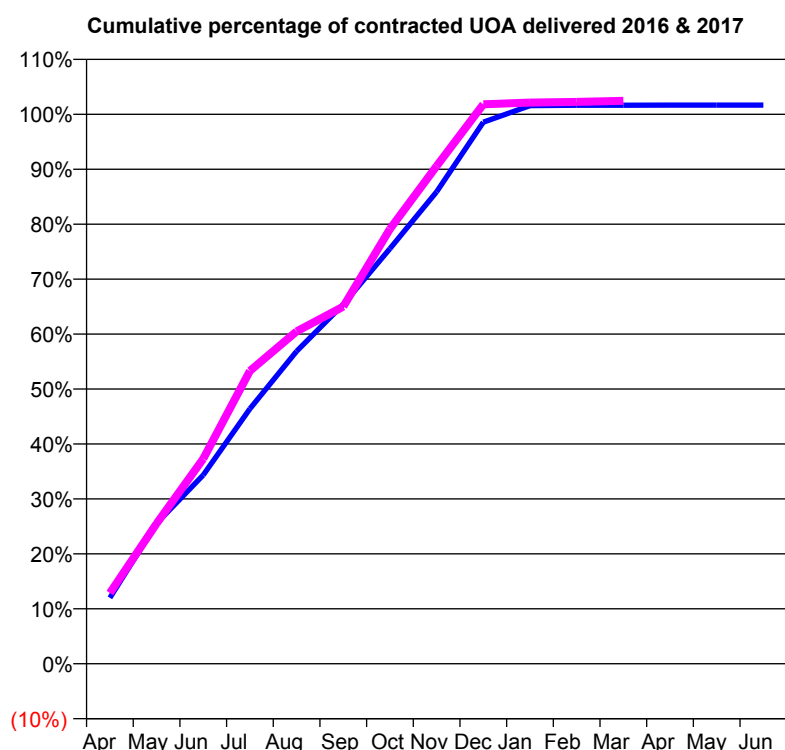
**Q56 - Vital Signs Orthodontic At a Glance Contract Report for 118036/0001 - March 2017**

Name or company name	DU TOIT & BURGER PARTNERSHIP (IPS)
Contract type name	GDS Contract
Purpose of contract	General and Orthodontic
Contract start date	01/04/2007
Contract end date	

16/17 Contracted general activity (UDA)	42,501
Carry forward general activity (UDA)	1,169
16/17 Contracted orthodontic activity (UOA)	7,184
Carry forward orthodontic activity (UOA)	-120
Baseline contract value	£1,439,198.69

**ACCESS**

	Contract	England and Wales
24 month ratio of assessments to patient IDs	1.18	1.09

**ACTIVITY**


Month	Adjusted Scheduled Activity (UOA)	
	2016	2017
April	862	924
May	1,834	1,833
June	2,468	2,681
July	3,334	3,829
August	4,085	4,345
September	4,700	4,669
October	5,428	5,685
November	6,170	6,507
December	7,081	7,314
January	7,296	7,337
February	7,302	7,346
March	7,302	7,359
April	7,304	
May	7,304	
June	7,304	

**QUALITY**

	Contract Quantity	Contract Base Number	Contract *	Region	England
% of all assessments that were assess and fit appliances (rolling 12 month period)	349	548	63.7%	55.8%	56.6%
% of all assessments that were assess and refuse (rolling 12 month period)	41	548	7.5%	11.1%	11.8%
% of all assessments that were assess and review (rolling 12 month period)	158	548	28.8%	33.1%	31.6%
% of terminated courses where treatment was abandoned or discontinued (rolling 12 month period)	26	367	7.1%	8.6%	7.7%
% of completed treatments indicating that PAR score was taken (year to date)	335	339	98.8%	57.9%	58.4%
Rate of removable appliances per 100 fixed appliances - proposed treatment (rolling 12 month period)	4	631	0.63	7.01	5.64
Rate of removable appliances per 100 fixed appliances - completed treatment (rolling 12 month period)	3	630	0.48	6.51	4.81
% of courses of treatment with removable appliances only - proposed treatment (rolling 12 month period)	4	349	1.1%	2.5%	2.0%
% of courses of treatment with removable appliances only - completed treatment (rolling 12 month period)	3	341	0.9%	1.6%	1.5%
% of patients satisfied with the treatment they have received (rolling 12 month period)	6	8	75.0%	95.3%	96.0%

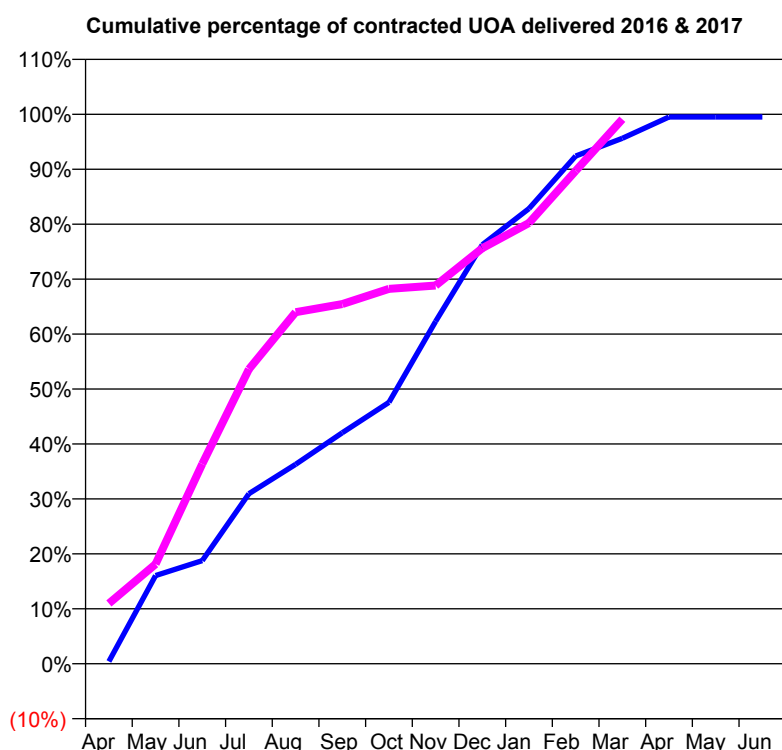
\* Figures in italics indicate that the base number is less than 100.

**Q56 - Vital Signs Orthodontic At a Glance Contract Report for 122521/0001 - March 2017**

Name or company name	Portman Healthcare
Contract type name	PDS Contract
Purpose of contract	Orthodontic
Contract start date	01/04/2011
Contract end date	31/03/2018

16/17 Contracted general activity (UDA)	0
Carry forward general activity (UDA)	0
16/17 Contracted orthodontic activity (UOA)	11,474
Carry forward orthodontic activity (UOA)	56
Baseline contract value	£691,708.63

ACCESS	Contract	England and Wales
24 month ratio of assessments to patient IDs	1.19	1.09

**ACTIVITY**


Month	Adjusted Scheduled Activity (UOA)	
	2016	2017
April	49	1,261
May	1,843	2,080
June	2,154	4,172
July	3,551	6,153
August	4,164	7,341
September	4,824	7,512
October	5,459	7,829
November	7,149	7,899
December	8,749	8,678
January	9,504	9,203
February	10,601	10,292
March	10,973	11,371
April	11,418	
May	11,418	
June	11,418	

**QUALITY**

	Contract Quantity	Contract Base Number	Contract *	Region	England
% of all assessments that were assess and fit appliances (rolling 12 month period)	533	1,280	41.6%	55.8%	56.6%
% of all assessments that were assess and refuse (rolling 12 month period)	192	1,280	15.0%	11.1%	11.8%
% of all assessments that were assess and review (rolling 12 month period)	555	1,280	43.4%	33.1%	31.6%
% of terminated courses where treatment was abandoned or discontinued (rolling 12 month period)	91	749	12.1%	8.6%	7.7%
% of completed treatments indicating that PAR score was taken (year to date)	524	658	79.6%	57.9%	58.4%
Rate of removable appliances per 100 fixed appliances - proposed treatment (rolling 12 month period)	33	897	3.68	7.01	5.64
Rate of removable appliances per 100 fixed appliances - completed treatment (rolling 12 month period)	113	1,218	9.28	6.51	4.81
% of courses of treatment with removable appliances only - proposed treatment (rolling 12 month period)	16	533	3.0%	2.5%	2.0%
% of courses of treatment with removable appliances only - completed treatment (rolling 12 month period)	4	658	0.6%	1.6%	1.5%
% of patients satisfied with the treatment they have received (rolling 12 month period)	25	27	92.6%	95.3%	96.0%

\* Figures in italics indicate that the base number is less than 100.

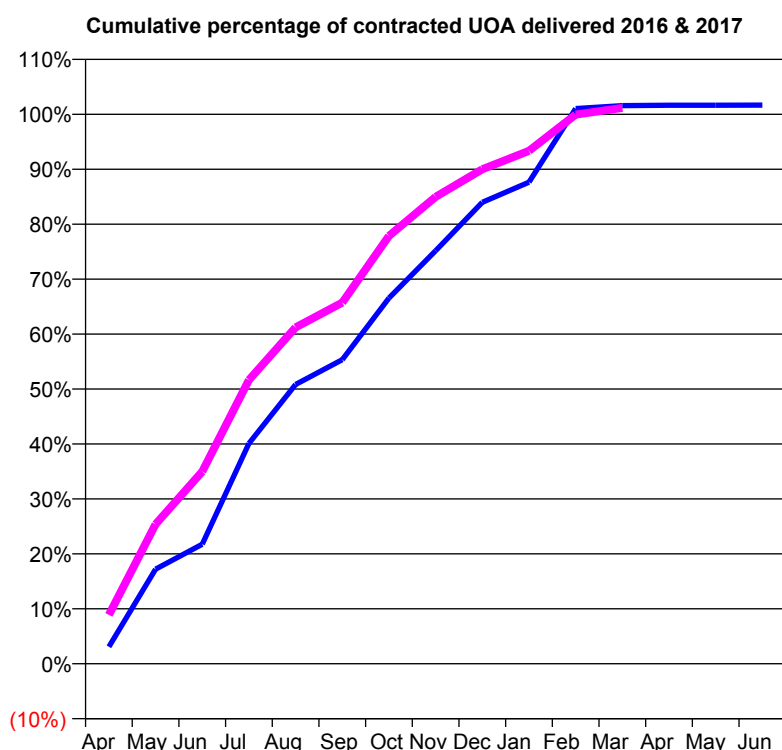
**Q56 - Vital Signs Orthodontic At a Glance Contract Report for 123889/0001 - March 2017**

Name or company name	Graham Best Limited
Contract type name	PDS Contract
Purpose of contract	Orthodontic
Contract start date	01/06/2011
Contract end date	31/03/2018

16/17 Contracted general activity (UDA)	0
Carry forward general activity (UDA)	0
16/17 Contracted orthodontic activity (UOA)	4,200
Carry forward orthodontic activity (UOA)	-56
Baseline contract value	£252,442.88

**ACCESS**

	Contract	England and Wales
24 month ratio of assessments to patient IDs	1.01	1.09

**ACTIVITY**


Month	Adjusted Scheduled Activity (UOA)	
	2016	2017
April	130	374
May	723	1,067
June	914	1,469
July	1,684	2,169
August	2,135	2,571
September	2,324	2,761
October	2,795	3,270
November	3,157	3,569
December	3,527	3,780
January	3,681	3,920
February	4,243	4,198
March	4,266	4,249
April	4,269	
May	4,269	
June	4,270	

**QUALITY**

	Contract Quantity	Contract Base Number	Contract *	Region	England
% of all assessments that were assess and fit appliances (rolling 12 month period)	205	251	81.7%	55.8%	56.6%
% of all assessments that were assess and refuse (rolling 12 month period)	32	251	12.7%	11.1%	11.8%
% of all assessments that were assess and review (rolling 12 month period)	14	251	5.6%	33.1%	31.6%
% of terminated courses where treatment was abandoned or discontinued (rolling 12 month period)	10	246	4.1%	8.6%	7.7%
% of completed treatments indicating that PAR score was taken (year to date)	223	236	94.5%	57.9%	58.4%
Rate of removable appliances per 100 fixed appliances - proposed treatment (rolling 12 month period)	16	387	4.13	7.01	5.64
Rate of removable appliances per 100 fixed appliances - completed treatment (rolling 12 month period)	16	413	3.87	6.51	4.81
% of courses of treatment with removable appliances only - proposed treatment (rolling 12 month period)	6	205	2.9%	2.5%	2.0%
% of courses of treatment with removable appliances only - completed treatment (rolling 12 month period)	7	236	3.0%	1.6%	1.5%
% of patients satisfied with the treatment they have received (rolling 12 month period)	17	18	94.4%	95.3%	96.0%

\* Figures in italics indicate that the base number is less than 100.

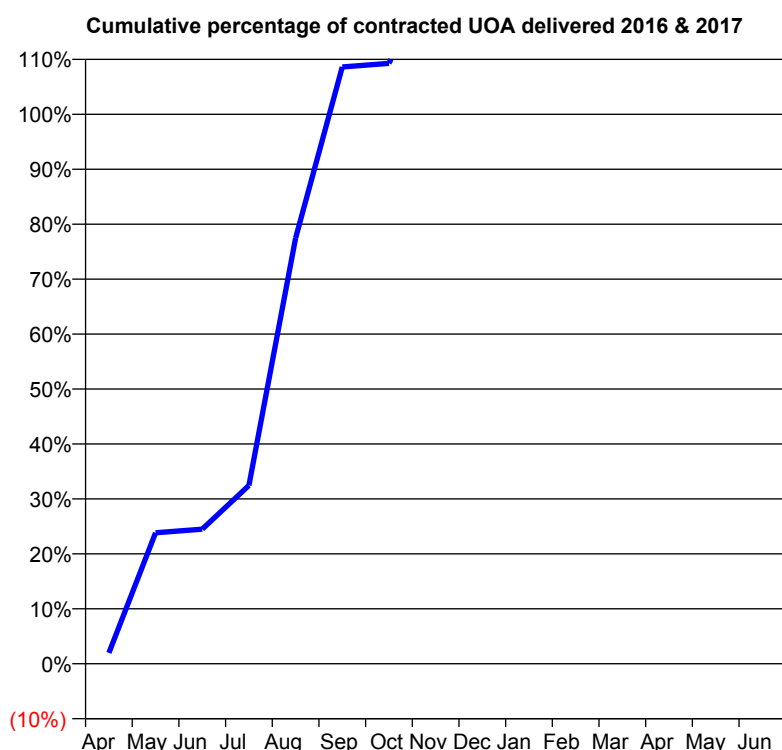
**Q56 - Vital Signs Orthodontic At a Glance Contract Report for 124230/0001 - March 2017**

Name or company name	Kenneth Ng Surgery Ltd
Contract type name	GDS Contract
Purpose of contract	General and Orthodontic
Contract start date	01/08/2008
Contract end date	

16/17 Contracted general activity (UDA)	9,340
Carry forward general activity (UDA)	-48
16/17 Contracted orthodontic activity (UOA)	0
Carry forward orthodontic activity (UOA)	0
Baseline contract value	£242,434.35

**ACCESS**

	Contract	England and Wales
24 month ratio of assessments to patient IDs	1.20	1.09

**ACTIVITY**


Month	Adjusted Scheduled Activity (UOA)	
	2016	2017
April	3	0
May	36	48
June	37	51
July	49	55
August	117	55
September	164	99
October	165	102
November	191	124
December	191	124
January	192	124
February	192	124
March	195	125
April	195	
May	195	
June	195	

**QUALITY**

	Contract Quantity	Contract Base Number	Contract *	Region	England
% of all assessments that were assess and fit appliances (rolling 12 month period)	5	27	18.5%	55.8%	56.6%
% of all assessments that were assess and refuse (rolling 12 month period)	1	27	3.7%	11.1%	11.8%
% of all assessments that were assess and review (rolling 12 month period)	21	27	77.8%	33.1%	31.6%
% of terminated courses where treatment was abandoned or discontinued (rolling 12 month period)	0	4	0.0%	8.6%	7.7%
% of completed treatments indicating that PAR score was taken (year to date)	1	4	25.0%	57.9%	58.4%
Rate of removable appliances per 100 fixed appliances - proposed treatment (rolling 12 month period)	0	8	0.00	7.01	5.64
Rate of removable appliances per 100 fixed appliances - completed treatment (rolling 12 month period)	0	6	0.00	6.51	4.81
% of courses of treatment with removable appliances only - proposed treatment (rolling 12 month period)	0	5	0.0%	2.5%	2.0%
% of courses of treatment with removable appliances only - completed treatment (rolling 12 month period)	0	4	0.0%	1.6%	1.5%
% of patients satisfied with the treatment they have received (rolling 12 month period)	0	0	N/A	95.3%	96.0%

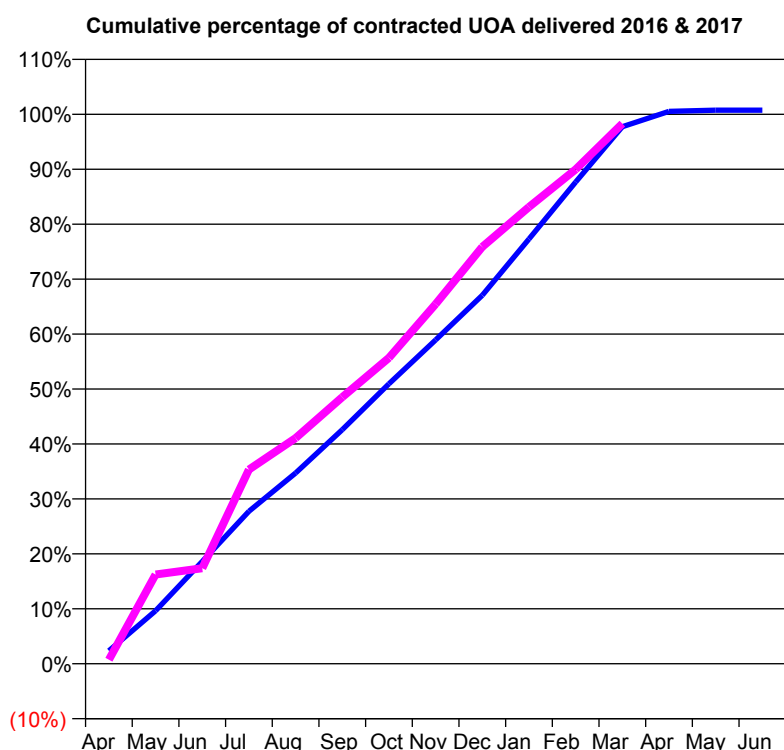
\* Figures in italics indicate that the base number is less than 100.

**Q56 - Vital Signs Orthodontic At a Glance Contract Report for 132306/0001 - March 2017**

Name or company name	Anglia Orthodontics
Contract type name	PDS Contract
Purpose of contract	Orthodontic
Contract start date	01/04/2007
Contract end date	31/03/2018

16/17 Contracted general activity (UDA)	0
Carry forward general activity (UDA)	0
16/17 Contracted orthodontic activity (UOA)	20,512
Carry forward orthodontic activity (UOA)	-152
Baseline contract value	£1,273,591.47

ACCESS	Contract	England and Wales
24 month ratio of assessments to patient IDs	1.00	1.09

**ACTIVITY**


Month	Adjusted Scheduled Activity (UOA)	
	2016	2017
April	483	152
May	1,981	3,332
June	3,819	3,564
July	5,690	7,249
August	7,121	8,424
September	8,739	9,953
October	10,453	11,423
November	12,089	13,429
December	13,757	15,561
January	15,854	17,050
February	17,980	18,453
March	20,047	20,160
April	20,622	
May	20,664	
June	20,664	

QUALITY	Contract Quantity	Contract Base Number	Contract *	Region	England
% of all assessments that were assess and fit appliances (rolling 12 month period)	984	1,365	72.1%	55.8%	56.6%
% of all assessments that were assess and refuse (rolling 12 month period)	258	1,365	18.9%	11.1%	11.8%
% of all assessments that were assess and review (rolling 12 month period)	123	1,365	9.0%	33.1%	31.6%
% of terminated courses where treatment was abandoned or discontinued (rolling 12 month period)	30	804	3.7%	8.6%	7.7%
% of completed treatments indicating that PAR score was taken (year to date)	761	774	98.3%	57.9%	58.4%
Rate of removable appliances per 100 fixed appliances - proposed treatment (rolling 12 month period)	48	1,923	2.50	7.01	5.64
Rate of removable appliances per 100 fixed appliances - completed treatment (rolling 12 month period)	23	1,476	1.56	6.51	4.81
% of courses of treatment with removable appliances only - proposed treatment (rolling 12 month period)	18	984	1.8%	2.5%	2.0%
% of courses of treatment with removable appliances only - completed treatment (rolling 12 month period)	21	774	2.7%	1.6%	1.5%
% of patients satisfied with the treatment they have received (rolling 12 month period)	33	34	97.1%	95.3%	96.0%

\* Figures in italics indicate that the base number is less than 100.

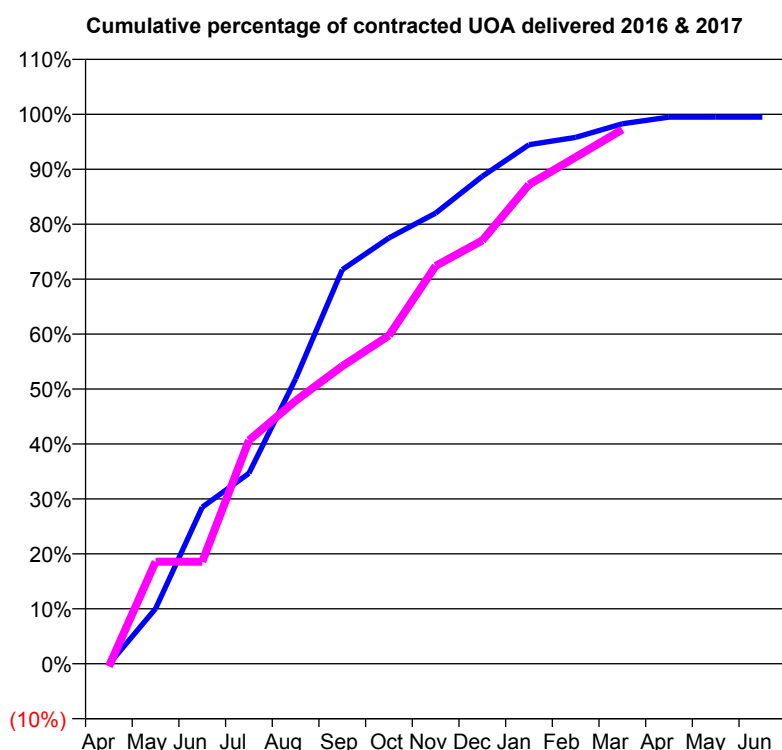
**Q56 - Vital Signs Orthodontic At a Glance Contract Report for 132306/0003 - March 2017**

Name or company name	Anglia Orthodontics
Contract type name	PDS Contract
Purpose of contract	Orthodontic
Contract start date	01/04/2013
Contract end date	31/03/2018

16/17 Contracted general activity (UDA)	0
Carry forward general activity (UDA)	0
16/17 Contracted orthodontic activity (UOA)	5,128
Carry forward orthodontic activity (UOA)	26
Baseline contract value	£318,397.86

**ACCESS**

	Contract	England and Wales
24 month ratio of assessments to patient IDs	1.00	1.09

**ACTIVITY**


Month	Adjusted Scheduled Activity (UOA)	
	2016	2017
April	-5	-26
May	514	952
June	1,462	952
July	1,778	2,085
August	2,659	2,455
September	3,678	2,778
October	3,974	3,063
November	4,206	3,713
December	4,549	3,950
January	4,844	4,472
February	4,912	4,728
March	5,039	4,986
April	5,102	
May	5,102	
June	5,102	

**QUALITY**

	Contract Quantity	Contract Base Number	Contract *	Region	England
% of all assessments that were assess and fit appliances (rolling 12 month period)	242	337	71.8%	55.8%	56.6%
% of all assessments that were assess and refuse (rolling 12 month period)	53	337	15.7%	11.1%	11.8%
% of all assessments that were assess and review (rolling 12 month period)	42	337	12.5%	33.1%	31.6%
% of terminated courses where treatment was abandoned or discontinued (rolling 12 month period)	4	225	1.8%	8.6%	7.7%
% of completed treatments indicating that PAR score was taken (year to date)	220	221	99.5%	57.9%	58.4%
Rate of removable appliances per 100 fixed appliances - proposed treatment (rolling 12 month period)	9	468	1.92	7.01	5.64
Rate of removable appliances per 100 fixed appliances - completed treatment (rolling 12 month period)	7	425	1.65	6.51	4.81
% of courses of treatment with removable appliances only - proposed treatment (rolling 12 month period)	5	242	2.1%	2.5%	2.0%
% of courses of treatment with removable appliances only - completed treatment (rolling 12 month period)	6	221	2.7%	1.6%	1.5%
% of patients satisfied with the treatment they have received (rolling 12 month period)	11	11	100.0%	95.3%	96.0%

\* Figures in italics indicate that the base number is less than 100.



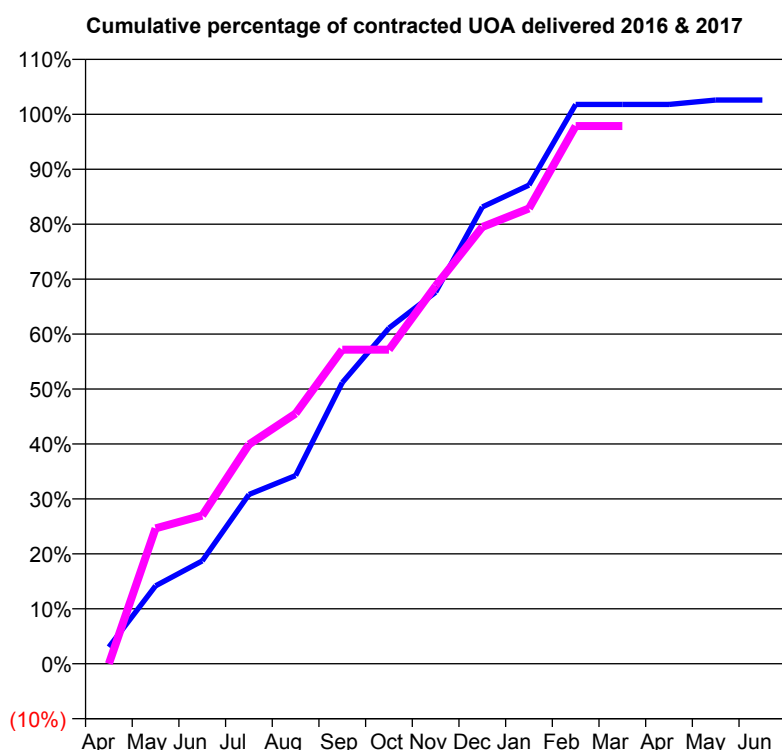
**Q56 - Vital Signs Orthodontic At a Glance Contract Report for 133582/0001 - March 2017**

Name or company name	Dr Horan & Dr Simkiene
Contract type name	GDS Contract
Purpose of contract	General and Orthodontic
Contract start date	01/05/2013
Contract end date	

16/17 Contracted general activity (UDA)	15,998
Carry forward general activity (UDA)	0
16/17 Contracted orthodontic activity (UOA)	4,054
Carry forward orthodontic activity (UOA)	0
Baseline contract value	£596,575.70

**ACCESS**

	Contract	England and Wales
24 month ratio of assessments to patient IDs	1.69	1.09

**ACTIVITY**


Month	Adjusted Scheduled Activity (UOA)	
	2016	2017
April	123	0
May	575	999
June	759	1,093
July	1,249	1,618
August	1,389	1,846
September	2,074	2,317
October	2,477	2,317
November	2,741	2,788
December	3,370	3,222
January	3,531	3,359
February	4,126	3,967
March	4,126	3,967
April	4,126	
May	4,159	
June	4,159	

**QUALITY**

	Contract Quantity	Contract Base Number	Contract *	Region	England
% of all assessments that were assess and fit appliances (rolling 12 month period)	179	454	39.4%	55.8%	56.6%
% of all assessments that were assess and refuse (rolling 12 month period)	9	454	2.0%	11.1%	11.8%
% of all assessments that were assess and review (rolling 12 month period)	266	454	58.6%	33.1%	31.6%
% of terminated courses where treatment was abandoned or discontinued (rolling 12 month period)	16	138	11.6%	8.6%	7.7%
% of completed treatments indicating that PAR score was taken (year to date)	119	122	97.5%	57.9%	58.4%
Rate of removable appliances per 100 fixed appliances - proposed treatment (rolling 12 month period)	2	187	1.07	7.01	5.64
Rate of removable appliances per 100 fixed appliances - completed treatment (rolling 12 month period)	3	232	1.29	6.51	4.81
% of courses of treatment with removable appliances only - proposed treatment (rolling 12 month period)	2	179	1.1%	2.5%	2.0%
% of courses of treatment with removable appliances only - completed treatment (rolling 12 month period)	2	122	1.6%	1.6%	1.5%
% of patients satisfied with the treatment they have received (rolling 12 month period)	11	11	100.0%	95.3%	96.0%

\* Figures in italics indicate that the base number is less than 100.

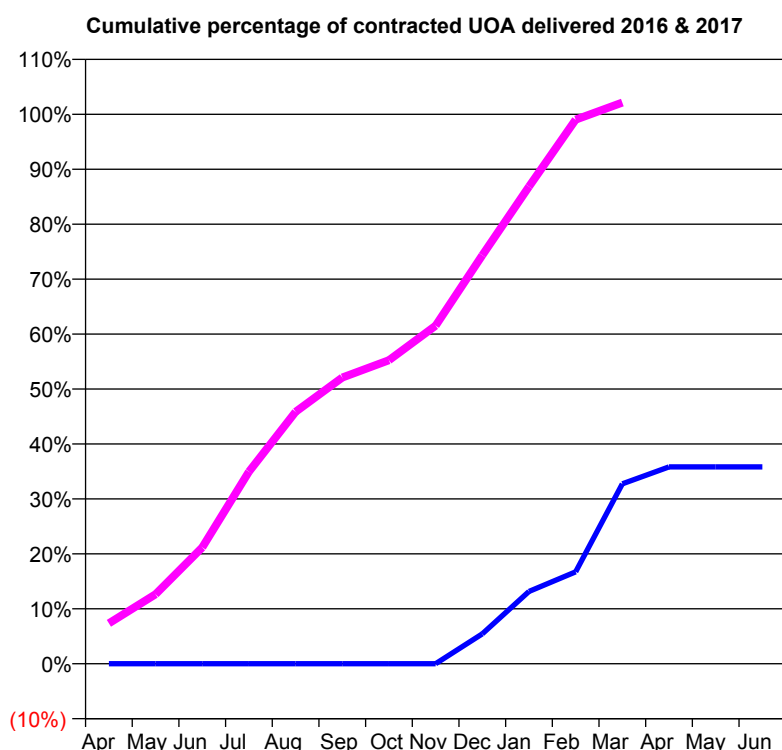
**Q56 - Vital Signs Orthodontic At a Glance Contract Report for 157635/0001 - March 2017**

Name or company name	Friars Street Dental Ltd
Contract type name	GDS Contract
Purpose of contract	General and Orthodontic
Contract start date	01/11/2015
Contract end date	

16/17 Contracted general activity (UDA)	2,500
Carry forward general activity (UDA)	8
16/17 Contracted orthodontic activity (UOA)	2,022
Carry forward orthodontic activity (UOA)	0
Baseline contract value	£184,009.30

**ACCESS**

	Contract	England and Wales
24 month ratio of assessments to patient IDs	1.05	1.09

**ACTIVITY**


Month	Adjusted Scheduled Activity (UOA)	
	2016	2017
April	0	149
May	0	256
June	0	428
July	0	707
August	0	927
September	0	1,053
October	0	1,117
November	0	1,244
December	46	1,503
January	111	1,756
February	141	2,002
March	276	2,065
April	302	
May	302	
June	302	

**QUALITY**

	Contract Quantity	Contract Base Number	Contract *	Region	England
% of all assessments that were assess and fit appliances (rolling 12 month period)	109	153	71.2%	55.8%	56.6%
% of all assessments that were assess and refuse (rolling 12 month period)	18	153	11.8%	11.1%	11.8%
% of all assessments that were assess and review (rolling 12 month period)	26	153	17.0%	33.1%	31.6%
% of terminated courses where treatment was abandoned or discontinued (rolling 12 month period)	3	77	3.9%	8.6%	7.7%
% of completed treatments indicating that PAR score was taken (year to date)	65	74	87.8%	57.9%	58.4%
Rate of removable appliances per 100 fixed appliances - proposed treatment (rolling 12 month period)	0	0	N/A	7.01	5.64
Rate of removable appliances per 100 fixed appliances - completed treatment (rolling 12 month period)	0	0	N/A	6.51	4.81
% of courses of treatment with removable appliances only - proposed treatment (rolling 12 month period)	0	109	0.0%	2.5%	2.0%
% of courses of treatment with removable appliances only - completed treatment (rolling 12 month period)	0	74	0.0%	1.6%	1.5%
% of patients satisfied with the treatment they have received (rolling 12 month period)	5	5	100.0%	95.3%	96.0%

\* Figures in italics indicate that the base number is less than 100.

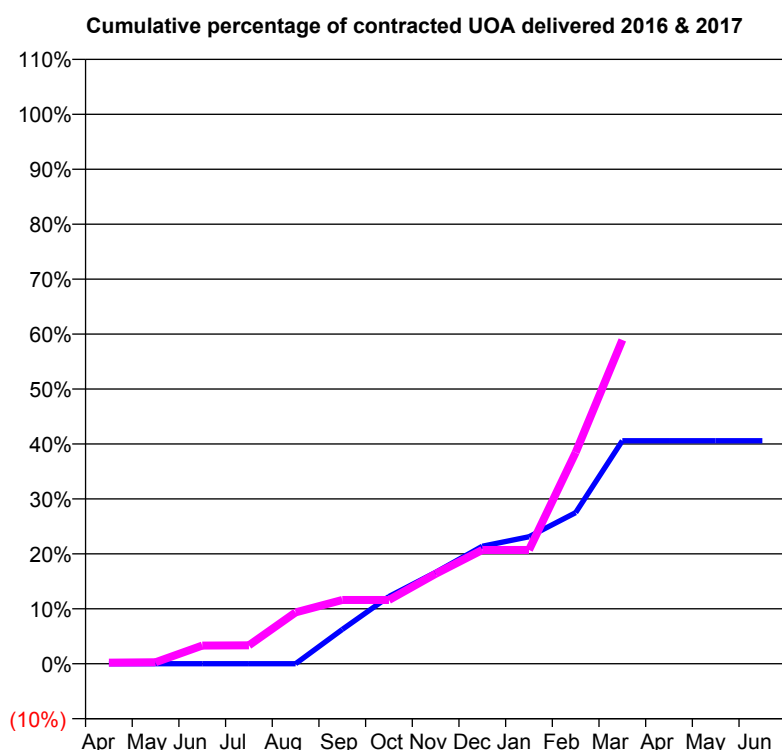
**Q56 - Vital Signs Orthodontic At a Glance Contract Report for 157872/0001 - March 2017**

Name or company name	St Marks Orthodontics
Contract type name	PDS Contract
Purpose of contract	Orthodontic
Contract start date	19/08/2013
Contract end date	31/03/2018

16/17 Contracted general activity (UDA)	0
Carry forward general activity (UDA)	0
16/17 Contracted orthodontic activity (UOA)	1,454
Carry forward orthodontic activity (UOA)	0
Baseline contract value	£87,907.97

**ACCESS**

	Contract	England and Wales
24 month ratio of assessments to patient IDs	1.03	1.09

**ACTIVITY**


Month	Adjusted Scheduled Activity (UOA)	
	2016	2017
April	0	3
May	0	4
June	0	48
July	0	49
August	0	136
September	91	169
October	178	169
November	242	238
December	311	301
January	336	301
February	400	559
March	590	857
April	590	
May	590	
June	590	

**QUALITY**

	Contract Quantity	Contract Base Number	Contract *	Region	England
% of all assessments that were assess and fit appliances (rolling 12 month period)	42	69	60.9%	55.8%	56.6%
% of all assessments that were assess and refuse (rolling 12 month period)	9	69	13.0%	11.1%	11.8%
% of all assessments that were assess and review (rolling 12 month period)	18	69	26.1%	33.1%	31.6%
% of terminated courses where treatment was abandoned or discontinued (rolling 12 month period)	4	49	8.2%	8.6%	7.7%
% of completed treatments indicating that PAR score was taken (year to date)	0	45	0.0%	57.9%	58.4%
Rate of removable appliances per 100 fixed appliances - proposed treatment (rolling 12 month period)	11	58	18.97	7.01	5.64
Rate of removable appliances per 100 fixed appliances - completed treatment (rolling 12 month period)	3	33	9.09	6.51	4.81
% of courses of treatment with removable appliances only - proposed treatment (rolling 12 month period)	6	42	14.3%	2.5%	2.0%
% of courses of treatment with removable appliances only - completed treatment (rolling 12 month period)	0	45	0.0%	1.6%	1.5%
% of patients satisfied with the treatment they have received (rolling 12 month period)	0	0	N/A	95.3%	96.0%

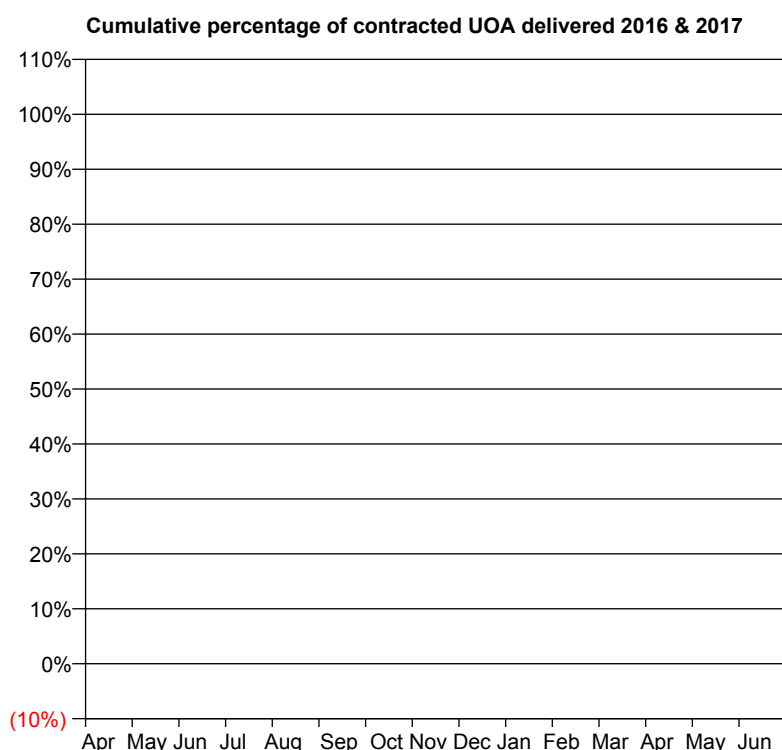
\* Figures in italics indicate that the base number is less than 100.

**Q56 - Vital Signs Orthodontic At a Glance Contract Report for 158976/0001 - March 2017**

Name or company name	Tuddenham Road Dental Surgery
Contract type name	PDS Contract
Purpose of contract	General
Contract start date	01/04/2012
Contract end date	31/03/2018

16/17 Contracted general activity (UDA)	1,331
Carry forward general activity (UDA)	0
16/17 Contracted orthodontic activity (UOA)	0
Carry forward orthodontic activity (UOA)	0
Baseline contract value	£29,397.00

ACCESS	Contract	England and Wales
24 month ratio of assessments to patient IDs	1.00	1.09

**ACTIVITY**


Month	Adjusted Scheduled Activity (UOA)	
	2016	2017
April	0	0
May	0	0
June	0	0
July	0	1
August	0	1
September	0	1
October	0	1
November	0	1
December	0	1
January	0	1
February	0	1
March	0	1
April	0	
May	0	
June	0	

QUALITY	Contract Quantity	Contract Base Number	Contract *	Region	England
% of all assessments that were assess and fit appliances (rolling 12 month period)	0	1	0.0%	55.8%	56.6%
% of all assessments that were assess and refuse (rolling 12 month period)	0	1	0.0%	11.1%	11.8%
% of all assessments that were assess and review (rolling 12 month period)	1	1	100.0%	33.1%	31.6%
% of terminated courses where treatment was abandoned or discontinued (rolling 12 month period)	0	0	N/A	8.6%	7.7%
% of completed treatments indicating that PAR score was taken (year to date)	0	0	N/A	57.9%	58.4%
Rate of removable appliances per 100 fixed appliances - proposed treatment (rolling 12 month period)	0	0	N/A	7.01	5.64
Rate of removable appliances per 100 fixed appliances - completed treatment (rolling 12 month period)	0	0	N/A	6.51	4.81
% of courses of treatment with removable appliances only - proposed treatment (rolling 12 month period)	0	0	N/A	2.5%	2.0%
% of courses of treatment with removable appliances only - completed treatment (rolling 12 month period)	0	0	N/A	1.6%	1.5%
% of patients satisfied with the treatment they have received (rolling 12 month period)	0	0	N/A	95.3%	96.0%

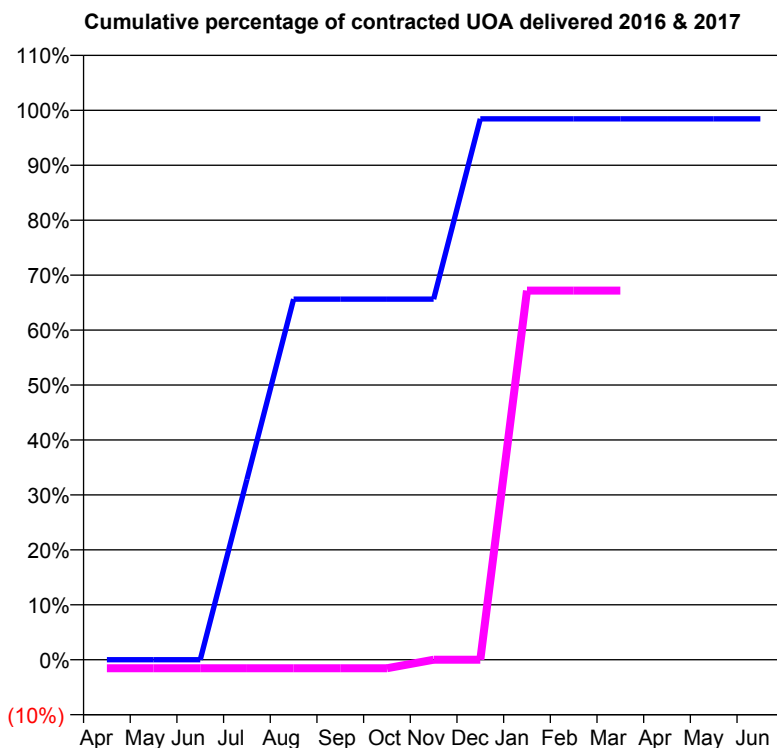
\* Figures in italics indicate that the base number is less than 100.

**Q56 - Vital Signs Orthodontic At a Glance Contract Report for 162981/0001 - March 2017**

Name or company name	Esmerelle Limited	16/17 Contracted general activity (UDA)	28,860
Contract type name	GDS Contract	Carry forward general activity (UDA)	-516
Purpose of contract	General and Orthodontic	16/17 Contracted orthodontic activity (UOA)	64
Contract start date	01/08/2011	Carry forward orthodontic activity (UOA)	1
Contract end date		Baseline contract value	£741,092.97

**ACCESS**

	Contract	England and Wales
24 month ratio of assessments to patient IDs	1.00	1.09

**ACTIVITY**


Month	Adjusted Scheduled Activity (UOA)	
	2016	2017
April	0	-1
May	0	-1
June	0	-1
July	21	-1
August	42	-1
September	42	-1
October	42	-1
November	42	0
December	63	0
January	63	43
February	63	43
March	63	43
April	63	
May	63	
June	63	

**QUALITY**

	Contract Quantity	Contract Base Number	Contract *	Region	England
% of all assessments that were assess and fit appliances (rolling 12 month period)	2	4	50.0%	55.8%	56.6%
% of all assessments that were assess and refuse (rolling 12 month period)	0	4	0.0%	11.1%	11.8%
% of all assessments that were assess and review (rolling 12 month period)	2	4	50.0%	33.1%	31.6%
% of terminated courses where treatment was abandoned or discontinued (rolling 12 month period)	0	4	0.0%	8.6%	7.7%
% of completed treatments indicating that PAR score was taken (year to date)	4	4	100.0%	57.9%	58.4%
Rate of removable appliances per 100 fixed appliances - proposed treatment (rolling 12 month period)	0	2	0.00	7.01	5.64
Rate of removable appliances per 100 fixed appliances - completed treatment (rolling 12 month period)	0	0	N/A	6.51	4.81
% of courses of treatment with removable appliances only - proposed treatment (rolling 12 month period)	0	2	0.0%	2.5%	2.0%
% of courses of treatment with removable appliances only - completed treatment (rolling 12 month period)	0	4	0.0%	1.6%	1.5%
% of patients satisfied with the treatment they have received (rolling 12 month period)	0	0	N/A	95.3%	96.0%

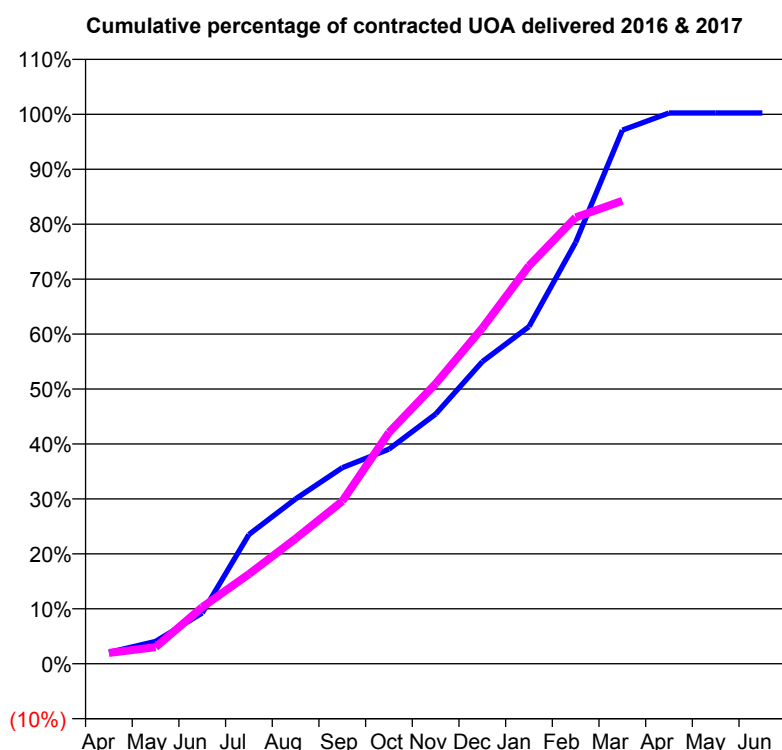
\* Figures in italics indicate that the base number is less than 100.

**Q56 - Vital Signs Orthodontic At a Glance Contract Report for 163325/0001 - March 2017**

Name or company name	Campbell Huber Orthodontists
Contract type name	PDS Contract
Purpose of contract	Orthodontic
Contract start date	01/04/2009
Contract end date	31/03/2018

16/17 Contracted general activity (UDA)	0
Carry forward general activity (UDA)	0
16/17 Contracted orthodontic activity (UOA)	4,781
Carry forward orthodontic activity (UOA)	-11
Baseline contract value	£293,274.82

ACCESS	Contract	England and Wales
24 month ratio of assessments to patient IDs	1.24	1.09

**ACTIVITY**


Month	Adjusted Scheduled Activity (UOA)	
	2016	2017
April	99	94
May	194	145
June	443	493
July	1,125	780
August	1,435	1,089
September	1,706	1,415
October	1,867	2,012
November	2,172	2,437
December	2,629	2,921
January	2,934	3,463
February	3,667	3,884
March	4,643	4,028
April	4,792	
May	4,792	
June	4,792	

QUALITY	Contract Quantity	Contract Base Number	Contract *	Region	England
% of all assessments that were assess and fit appliances (rolling 12 month period)	180	619	29.1%	55.8%	56.6%
% of all assessments that were assess and refuse (rolling 12 month period)	139	619	22.5%	11.1%	11.8%
% of all assessments that were assess and review (rolling 12 month period)	300	619	48.5%	33.1%	31.6%
% of terminated courses where treatment was abandoned or discontinued (rolling 12 month period)	27	225	12.0%	8.6%	7.7%
% of completed treatments indicating that PAR score was taken (year to date)	164	198	82.8%	57.9%	58.4%
Rate of removable appliances per 100 fixed appliances - proposed treatment (rolling 12 month period)	34	347	9.80	7.01	5.64
Rate of removable appliances per 100 fixed appliances - completed treatment (rolling 12 month period)	8	379	2.11	6.51	4.81
% of courses of treatment with removable appliances only - proposed treatment (rolling 12 month period)	4	180	2.2%	2.5%	2.0%
% of courses of treatment with removable appliances only - completed treatment (rolling 12 month period)	0	198	0.0%	1.6%	1.5%
% of patients satisfied with the treatment they have received (rolling 12 month period)	5	6	83.3%	95.3%	96.0%

\* Figures in italics indicate that the base number is less than 100.

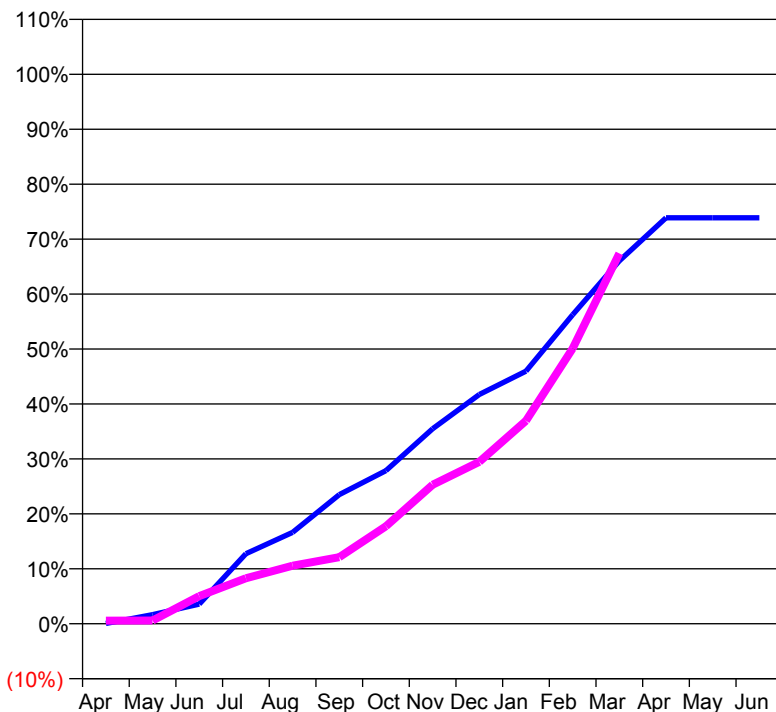
**Q56 - Vital Signs Orthodontic At a Glance Contract Report for 163325/0002 - March 2017**

Name or company name	Campbell Huber Orthodontists
Contract type name	PDS Contract
Purpose of contract	Orthodontic
Contract start date	01/09/2009
Contract end date	31/08/2019

16/17 Contracted general activity (UDA)	0
Carry forward general activity (UDA)	0
16/17 Contracted orthodontic activity (UOA)	4,075
Carry forward orthodontic activity (UOA)	0
Baseline contract value	£262,223.91

**ACCESS**

	Contract	England and Wales
24 month ratio of assessments to patient IDs	1.20	1.09

**ACTIVITY**
**Cumulative percentage of contracted UOA delivered 2016 & 2017**

**Adjusted Scheduled Activity (UOA)**

Month	2016	2017
April	2	23
May	68	24
June	146	205
July	520	338
August	678	431
September	958	494
October	1,136	723
November	1,446	1,031
December	1,701	1,201
January	1,874	1,506
February	2,292	2,042
March	2,691	2,747
April	3,011	
May	3,011	
June	3,011	

**QUALITY**

	Contract Quantity	Contract Base Number	Contract *	Region	England
% of all assessments that were assess and fit appliances (rolling 12 month period)	131	468	28.0%	55.8%	56.6%
% of all assessments that were assess and refuse (rolling 12 month period)	116	468	24.8%	11.1%	11.8%
% of all assessments that were assess and review (rolling 12 month period)	221	468	47.2%	33.1%	31.6%
% of terminated courses where treatment was abandoned or discontinued (rolling 12 month period)	20	135	14.8%	8.6%	7.7%
% of completed treatments indicating that PAR score was taken (year to date)	105	115	91.3%	57.9%	58.4%
Rate of removable appliances per 100 fixed appliances - proposed treatment (rolling 12 month period)	25	255	9.80	7.01	5.64
Rate of removable appliances per 100 fixed appliances - completed treatment (rolling 12 month period)	10	212	4.72	6.51	4.81
% of courses of treatment with removable appliances only - proposed treatment (rolling 12 month period)	1	131	0.8%	2.5%	2.0%
% of courses of treatment with removable appliances only - completed treatment (rolling 12 month period)	2	115	1.7%	1.6%	1.5%
% of patients satisfied with the treatment they have received (rolling 12 month period)	1	1	100.0%	95.3%	96.0%

\* Figures in italics indicate that the base number is less than 100.

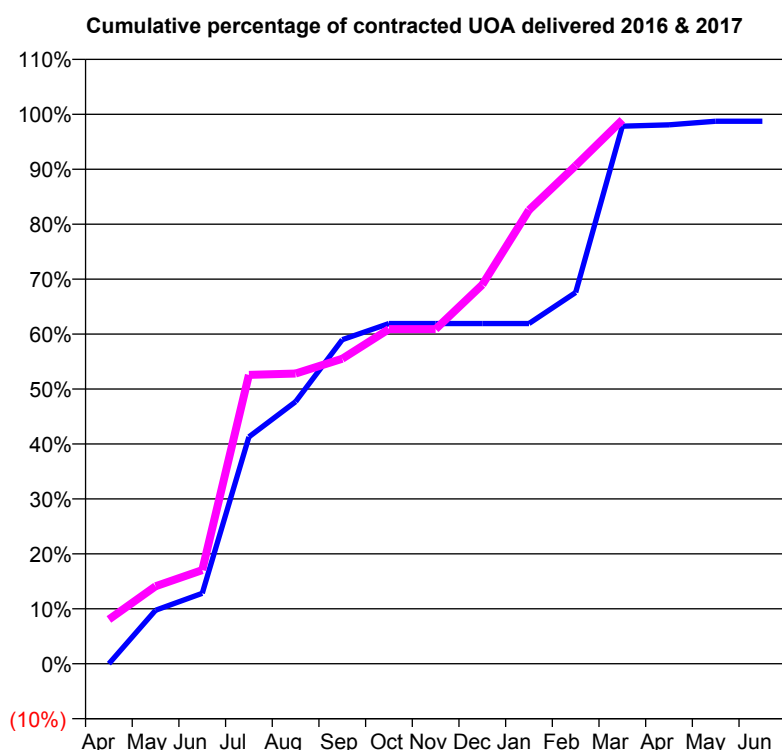
**Q56 - Vital Signs Orthodontic At a Glance Contract Report for 168289/0001 - March 2017**

Name or company name	Mr Wolkenstien & Ms L Lucchesi
Contract type name	PDS Contract
Purpose of contract	Orthodontic
Contract start date	01/04/2013
Contract end date	31/03/2018

16/17 Contracted general activity (UDA)	0
Carry forward general activity (UDA)	0
16/17 Contracted orthodontic activity (UOA)	780
Carry forward orthodontic activity (UOA)	0
Baseline contract value	£48,430.25

ACCESS	Contract	England and Wales
--------	----------	-------------------

24 month ratio of assessments to patient IDs	1.10	1.09
--	------	------

**ACTIVITY**


Month	Adjusted Scheduled Activity (UOA)	
	2016	2017
April	0	63
May	76	110
June	100	133
July	322	410
August	372	412
September	460	433
October	483	475
November	483	475
December	483	538
January	483	644
February	527	707
March	763	772
April	765	
May	770	
June	770	

QUALITY	Contract Quantity	Contract Base Number	Contract *	Region	England
% of all assessments that were assess and fit appliances (rolling 12 month period)	38	67	56.7%	55.8%	56.6%
% of all assessments that were assess and refuse (rolling 12 month period)	1	67	1.5%	11.1%	11.8%
% of all assessments that were assess and review (rolling 12 month period)	28	67	41.8%	33.1%	31.6%
% of terminated courses where treatment was abandoned or discontinued (rolling 12 month period)	6	41	14.6%	8.6%	7.7%
% of completed treatments indicating that PAR score was taken (year to date)	8	35	22.9%	57.9%	58.4%
Rate of removable appliances per 100 fixed appliances - proposed treatment (rolling 12 month period)	3	68	4.41	7.01	5.64
Rate of removable appliances per 100 fixed appliances - completed treatment (rolling 12 month period)	1	67	1.49	6.51	4.81
% of courses of treatment with removable appliances only - proposed treatment (rolling 12 month period)	2	38	5.3%	2.5%	2.0%
% of courses of treatment with removable appliances only - completed treatment (rolling 12 month period)	1	35	2.9%	1.6%	1.5%
% of patients satisfied with the treatment they have received (rolling 12 month period)	0	0	N/A	95.3%	96.0%

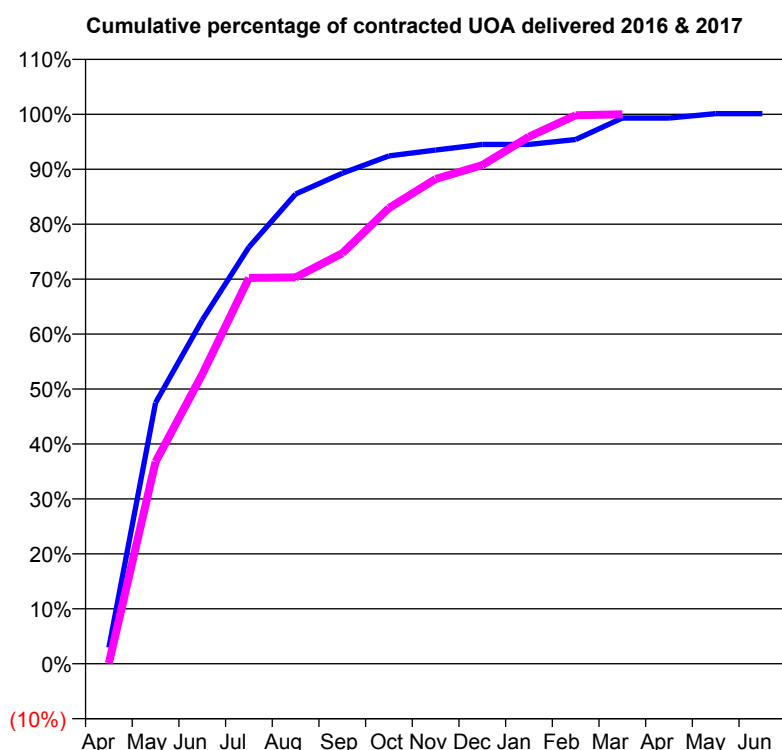
\* Figures in italics indicate that the base number is less than 100.



**Q56 - Vital Signs Orthodontic At a Glance Contract Report for 169501/0001 - March 2017**

Name or company name	Orthoactive Ltd	16/17 Contracted general activity (UDA)	0
Contract type name	PDS Contract	Carry forward general activity (UDA)	0
Purpose of contract	Orthodontic	16/17 Contracted orthodontic activity (UOA)	2,954
Contract start date	01/04/2011	Carry forward orthodontic activity (UOA)	-3
Contract end date	31/03/2018	Baseline contract value	£174,379.07

ACCESS	Contract	England and Wales
24 month ratio of assessments to patient IDs	1.08	1.09

**ACTIVITY**


Month	Adjusted Scheduled Activity (UOA)	
	2016	2017
April	87	3
May	1,403	1,086
June	1,848	1,556
July	2,240	2,074
August	2,525	2,077
September	2,637	2,207
October	2,730	2,450
November	2,762	2,606
December	2,792	2,681
January	2,792	2,833
February	2,818	2,949
March	2,934	2,954
April	2,934	
May	2,957	
June	2,957	

QUALITY	Contract Quantity	Contract Base Number	Contract *	Region	England
% of all assessments that were assess and fit appliances (rolling 12 month period)	136	252	54.0%	55.8%	56.6%
% of all assessments that were assess and refuse (rolling 12 month period)	74	252	29.4%	11.1%	11.8%
% of all assessments that were assess and review (rolling 12 month period)	42	252	16.7%	33.1%	31.6%
% of terminated courses where treatment was abandoned or discontinued (rolling 12 month period)	9	184	4.9%	8.6%	7.7%
% of completed treatments indicating that PAR score was taken (year to date)	68	174	39.1%	57.9%	58.4%
Rate of removable appliances per 100 fixed appliances - proposed treatment (rolling 12 month period)	0	270	0.00	7.01	5.64
Rate of removable appliances per 100 fixed appliances - completed treatment (rolling 12 month period)	0	0	N/A	6.51	4.81
% of courses of treatment with removable appliances only - proposed treatment (rolling 12 month period)	0	136	0.0%	2.5%	2.0%
% of courses of treatment with removable appliances only - completed treatment (rolling 12 month period)	0	175	0.0%	1.6%	1.5%
% of patients satisfied with the treatment they have received (rolling 12 month period)	5	5	100.0%	95.3%	96.0%

\* Figures in italics indicate that the base number is less than 100.

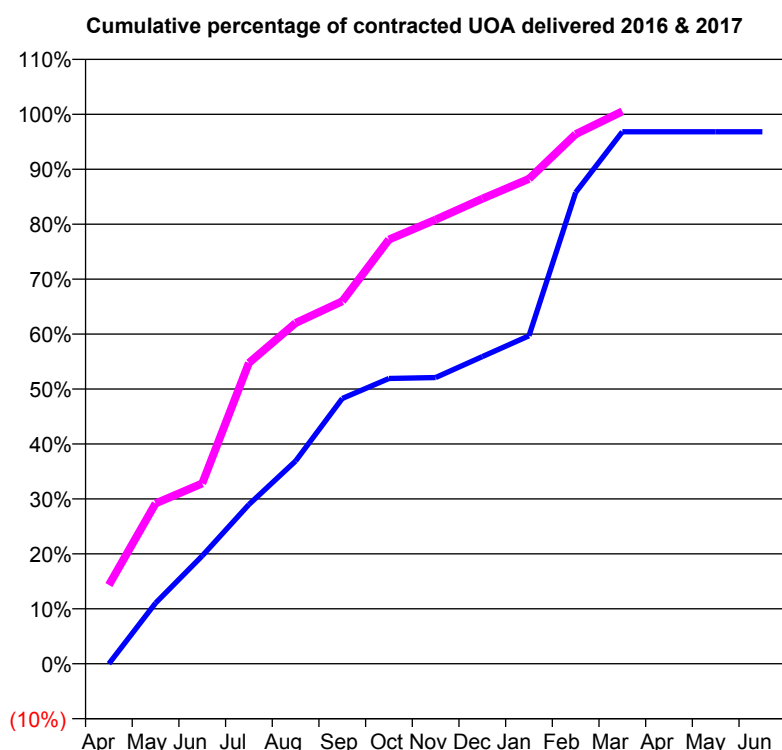
**Q56 - Vital Signs Orthodontic At a Glance Contract Report for 171239/0001 - March 2017**

Name or company name	The Loddon Dental Practice
Contract type name	GDS Contract
Purpose of contract	General and Orthodontic
Contract start date	13/10/2007
Contract end date	

16/17 Contracted general activity (UDA)	19,777
Carry forward general activity (UDA)	0
16/17 Contracted orthodontic activity (UOA)	579
Carry forward orthodontic activity (UOA)	2
Baseline contract value	£518,733.46

**ACCESS**

	Contract	England and Wales
24 month ratio of assessments to patient IDs	1.03	1.09

**ACTIVITY**


Month	Adjusted Scheduled Activity (UOA)	
	2016	2017
April	0	83
May	64	169
June	114	190
July	168	317
August	214	359
September	280	382
October	301	447
November	302	468
December	324	490
January	346	511
February	497	558
March	561	582
April	561	
May	561	
June	561	

**QUALITY**

	Contract Quantity	Contract Base Number	Contract *	Region	England
% of all assessments that were assess and fit appliances (rolling 12 month period)	27	45	60.0%	55.8%	56.6%
% of all assessments that were assess and refuse (rolling 12 month period)	10	45	22.2%	11.1%	11.8%
% of all assessments that were assess and review (rolling 12 month period)	8	45	17.8%	33.1%	31.6%
% of terminated courses where treatment was abandoned or discontinued (rolling 12 month period)	5	16	31.3%	8.6%	7.7%
% of completed treatments indicating that PAR score was taken (year to date)	11	11	100.0%	57.9%	58.4%
Rate of removable appliances per 100 fixed appliances - proposed treatment (rolling 12 month period)	3	40	7.50	7.01	5.64
Rate of removable appliances per 100 fixed appliances - completed treatment (rolling 12 month period)	0	2	0.00	6.51	4.81
% of courses of treatment with removable appliances only - proposed treatment (rolling 12 month period)	0	27	0.0%	2.5%	2.0%
% of courses of treatment with removable appliances only - completed treatment (rolling 12 month period)	0	11	0.0%	1.6%	1.5%
% of patients satisfied with the treatment they have received (rolling 12 month period)	2	2	100.0%	95.3%	96.0%

\* Figures in italics indicate that the base number is less than 100.

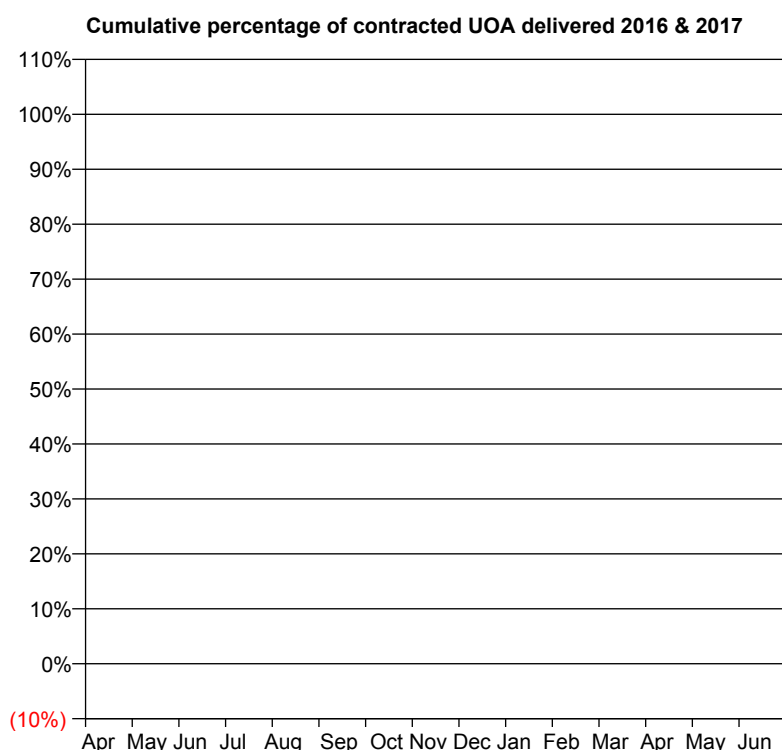
**Q56 - Vital Signs Orthodontic At a Glance Contract Report for 171239/0002 - March 2017**

Name or company name	The Loddon Dental Practice
Contract type name	PDS Contract
Purpose of contract	General
Contract start date	04/01/2015
Contract end date	31/03/2018

16/17 Contracted general activity (UDA)	4,936
Carry forward general activity (UDA)	0
16/17 Contracted orthodontic activity (UOA)	0
Carry forward orthodontic activity (UOA)	0
Baseline contract value	£300,278.34

**ACCESS**

	Contract	England and Wales
24 month ratio of assessments to patient IDs	1.01	1.09

**ACTIVITY**


Month	Adjusted Scheduled Activity (UOA)	
	2016	2017
April	0	0
May	0	129
June	0	278
July	0	536
August	0	979
September	0	1,481
October	0	2,164
November	0	3,076
December	0	3,713
January	0	4,236
February	0	4,870
March	0	4,915
April	0	
May	0	
June	0	

**QUALITY**

	Contract Quantity	Contract Base Number	Contract *	Region	England
% of all assessments that were assess and fit appliances (rolling 12 month period)	233	312	74.7%	55.8%	56.6%
% of all assessments that were assess and refuse (rolling 12 month period)	44	312	14.1%	11.1%	11.8%
% of all assessments that were assess and review (rolling 12 month period)	35	312	11.2%	33.1%	31.6%
% of terminated courses where treatment was abandoned or discontinued (rolling 12 month period)	1	2	50.0%	8.6%	7.7%
% of completed treatments indicating that PAR score was taken (year to date)	0	1	0.0%	57.9%	58.4%
Rate of removable appliances per 100 fixed appliances - proposed treatment (rolling 12 month period)	27	438	6.16	7.01	5.64
Rate of removable appliances per 100 fixed appliances - completed treatment (rolling 12 month period)	1	0	N/A	6.51	4.81
% of courses of treatment with removable appliances only - proposed treatment (rolling 12 month period)	1	233	0.4%	2.5%	2.0%
% of courses of treatment with removable appliances only - completed treatment (rolling 12 month period)	1	1	100.0%	1.6%	1.5%
% of patients satisfied with the treatment they have received (rolling 12 month period)	7	8	87.5%	95.3%	96.0%

\* Figures in italics indicate that the base number is less than 100.

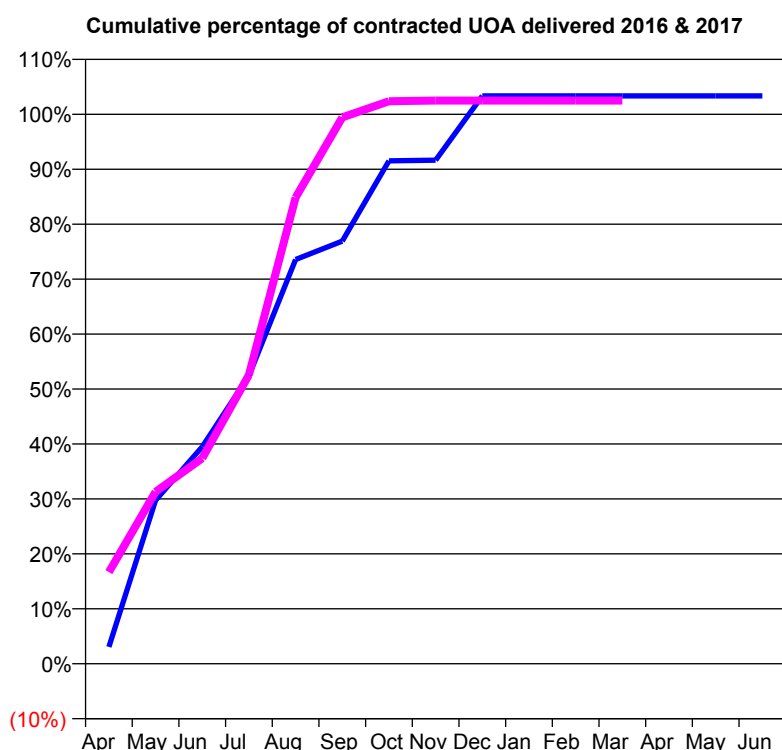
**Q56 - Vital Signs Orthodontic At a Glance Contract Report for 176702/0001 - March 2017**

Name or company name	Jeffrey Sherer and Larry Levin
Contract type name	GDS Contract
Purpose of contract	General and Orthodontic
Contract start date	01/04/2012
Contract end date	

16/17 Contracted general activity (UDA)	12,500
Carry forward general activity (UDA)	84
16/17 Contracted orthodontic activity (UOA)	719
Carry forward orthodontic activity (UOA)	-14
Baseline contract value	£312,276.95

**ACCESS**

	Contract	England and Wales
24 month ratio of assessments to patient IDs	1.01	1.09

**ACTIVITY**


Month	Adjusted Scheduled Activity (UOA)	
	2016	2017
April	22	120
May	214	225
June	284	269
July	377	378
August	529	610
September	553	715
October	658	736
November	659	737
December	743	737
January	743	737
February	743	737
March	743	737
April	743	
May	743	
June	743	

**QUALITY**

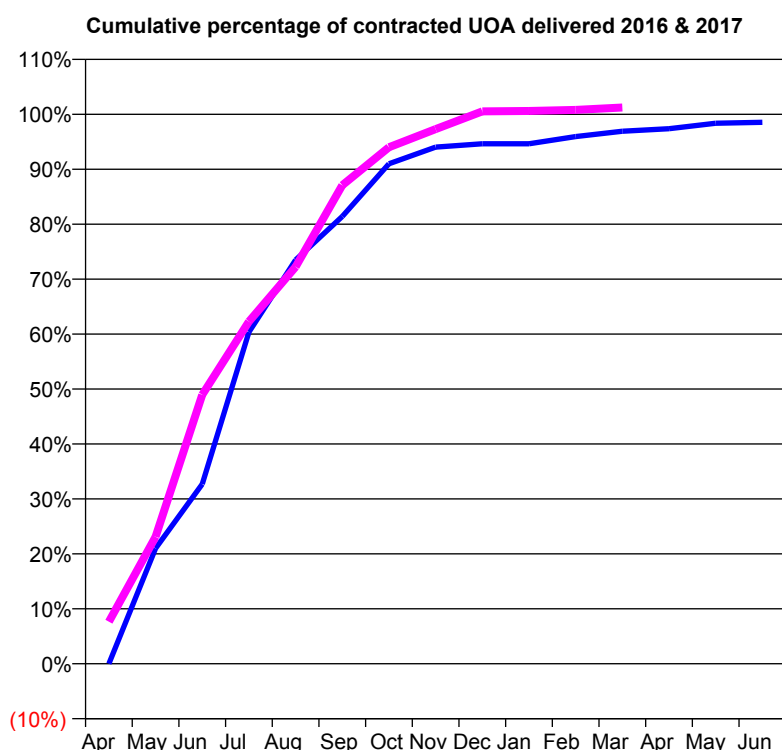
	Contract Quantity	Contract Base Number	Contract *	Region	England
% of all assessments that were assess and fit appliances (rolling 12 month period)	35	41	85.4%	55.8%	56.6%
% of all assessments that were assess and refuse (rolling 12 month period)	6	41	14.6%	11.1%	11.8%
% of all assessments that were assess and review (rolling 12 month period)	0	41	0.0%	33.1%	31.6%
% of terminated courses where treatment was abandoned or discontinued (rolling 12 month period)	3	13	23.1%	8.6%	7.7%
% of completed treatments indicating that PAR score was taken (year to date)	10	10	100.0%	57.9%	58.4%
Rate of removable appliances per 100 fixed appliances - proposed treatment (rolling 12 month period)	7	62	11.29	7.01	5.64
Rate of removable appliances per 100 fixed appliances - completed treatment (rolling 12 month period)	0	20	0.00	6.51	4.81
% of courses of treatment with removable appliances only - proposed treatment (rolling 12 month period)	1	35	2.9%	2.5%	2.0%
% of courses of treatment with removable appliances only - completed treatment (rolling 12 month period)	0	10	0.0%	1.6%	1.5%
% of patients satisfied with the treatment they have received (rolling 12 month period)	0	0	N/A	95.3%	96.0%

\* Figures in italics indicate that the base number is less than 100.

**Q56 - Vital Signs Orthodontic At a Glance Contract Report for 178861/0001 - March 2017**

Name or company name	Smile Orthodontics	16/17 Contracted general activity (UDA)	0
Contract type name	PDS Contract	Carry forward general activity (UDA)	0
Purpose of contract	Orthodontic	16/17 Contracted orthodontic activity (UOA)	13,458
Contract start date	01/07/2008	Carry forward orthodontic activity (UOA)	6
Contract end date	30/09/2018	Baseline contract value	£773,814.67

ACCESS	Contract	England and Wales
24 month ratio of assessments to patient IDs	1.11	1.09

**ACTIVITY**


Month	Adjusted Scheduled Activity (UOA)	
	2016	2017
April	0	1,029
May	2,826	3,112
June	4,400	6,589
July	8,124	8,383
August	9,892	9,721
September	10,955	11,718
October	12,244	12,649
November	12,654	13,095
December	12,734	13,529
January	12,734	13,538
February	12,910	13,566
March	13,042	13,623
April	13,105	
May	13,239	
June	13,260	

**QUALITY**

	Contract Quantity	Contract Base Number	Contract *	Region	England
% of all assessments that were assess and fit appliances (rolling 12 month period)	650	1,304	49.8%	55.8%	56.6%
% of all assessments that were assess and refuse (rolling 12 month period)	131	1,304	10.0%	11.1%	11.8%
% of all assessments that were assess and review (rolling 12 month period)	523	1,304	40.1%	33.1%	31.6%
% of terminated courses where treatment was abandoned or discontinued (rolling 12 month period)	64	721	8.9%	8.6%	7.7%
% of completed treatments indicating that PAR score was taken (year to date)	30	657	4.6%	57.9%	58.4%
Rate of removable appliances per 100 fixed appliances - proposed treatment (rolling 12 month period)	69	1,248	5.53	7.01	5.64
Rate of removable appliances per 100 fixed appliances - completed treatment (rolling 12 month period)	35	1,272	2.75	6.51	4.81
% of courses of treatment with removable appliances only - proposed treatment (rolling 12 month period)	23	650	3.5%	2.5%	2.0%
% of courses of treatment with removable appliances only - completed treatment (rolling 12 month period)	17	657	2.6%	1.6%	1.5%
% of patients satisfied with the treatment they have received (rolling 12 month period)	37	37	100.0%	95.3%	96.0%

\* Figures in italics indicate that the base number is less than 100.

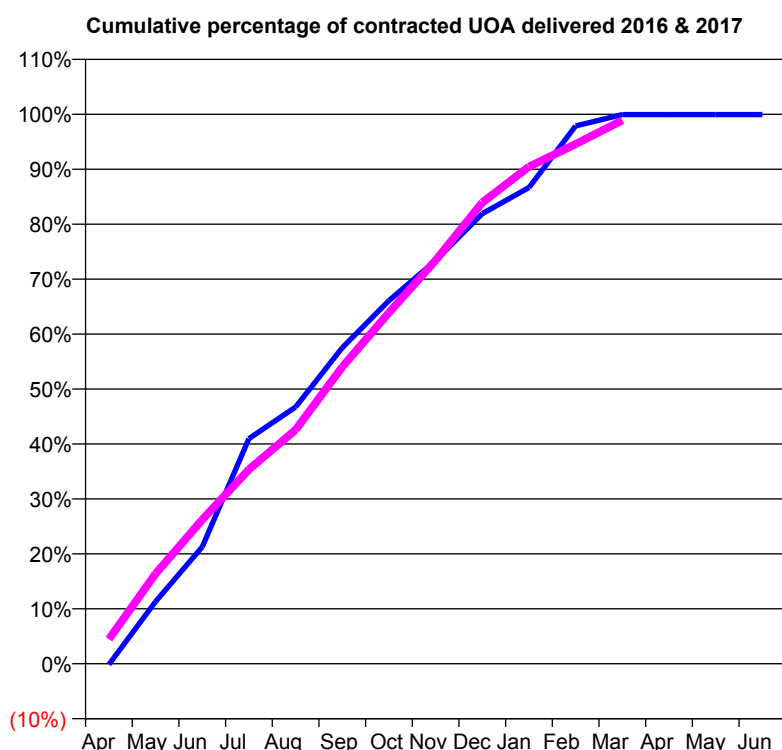
**Q56 - Vital Signs Orthodontic At a Glance Contract Report for 182397/0001 - March 2017**

Name or company name	Bank Bulidings Dental Practice
Contract type name	GDS Contract
Purpose of contract	General and Orthodontic
Contract start date	01/04/2011
Contract end date	

16/17 Contracted general activity (UDA)	40,973
Carry forward general activity (UDA)	242
16/17 Contracted orthodontic activity (UOA)	3,067
Carry forward orthodontic activity (UOA)	2
Baseline contract value	£1,126,685.64

**ACCESS**

	Contract	England and Wales
24 month ratio of assessments to patient IDs	1.11	1.09

**ACTIVITY**


Month	Adjusted Scheduled Activity (UOA)	
	2016	2017
April	-5	137
May	347	503
June	652	804
July	1,257	1,085
August	1,433	1,306
September	1,764	1,657
October	2,027	1,960
November	2,251	2,252
December	2,512	2,575
January	2,658	2,774
February	3,002	2,901
March	3,065	3,033
April	3,065	
May	3,065	
June	3,065	

**QUALITY**

	Contract Quantity	Contract Base Number	Contract *	Region	England
% of all assessments that were assess and fit appliances (rolling 12 month period)	141	266	53.0%	55.8%	56.6%
% of all assessments that were assess and refuse (rolling 12 month period)	48	266	18.0%	11.1%	11.8%
% of all assessments that were assess and review (rolling 12 month period)	77	266	28.9%	33.1%	31.6%
% of terminated courses where treatment was abandoned or discontinued (rolling 12 month period)	9	75	12.0%	8.6%	7.7%
% of completed treatments indicating that PAR score was taken (year to date)	61	65	93.8%	57.9%	58.4%
Rate of removable appliances per 100 fixed appliances - proposed treatment (rolling 12 month period)	14	272	5.15	7.01	5.64
Rate of removable appliances per 100 fixed appliances - completed treatment (rolling 12 month period)	0	0	N/A	6.51	4.81
% of courses of treatment with removable appliances only - proposed treatment (rolling 12 month period)	3	141	2.1%	2.5%	2.0%
% of courses of treatment with removable appliances only - completed treatment (rolling 12 month period)	0	66	0.0%	1.6%	1.5%
% of patients satisfied with the treatment they have received (rolling 12 month period)	7	7	100.0%	95.3%	96.0%

\* Figures in italics indicate that the base number is less than 100.

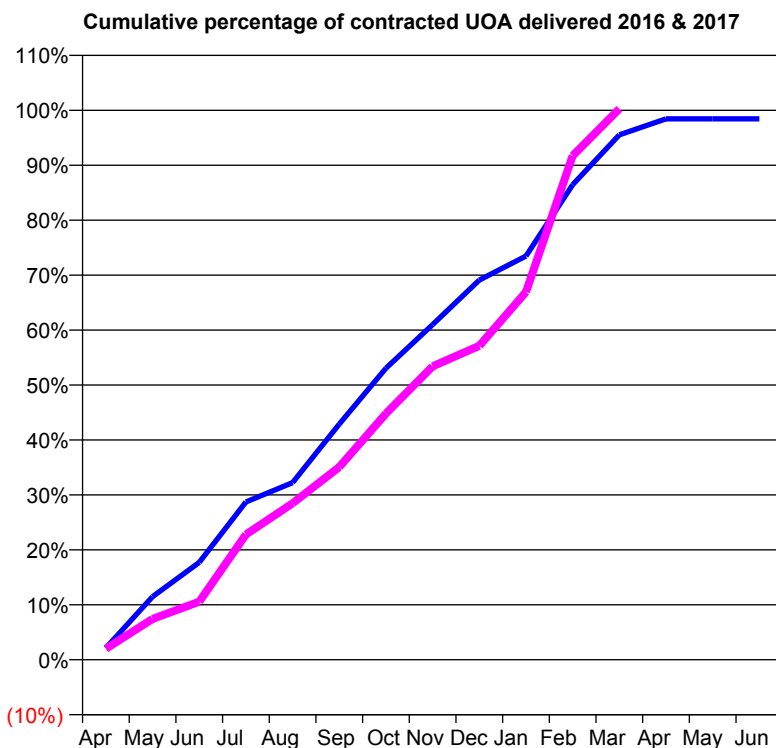
**Q56 - Vital Signs Orthodontic At a Glance Contract Report for 186872/0002 - March 2017**

Name or company name	ORTHOWORLD 2000 LTD
Contract type name	PDS Contract
Purpose of contract	Orthodontic
Contract start date	01/04/2006
Contract end date	31/03/2019

16/17 Contracted general activity (UDA)	0
Carry forward general activity (UDA)	0
16/17 Contracted orthodontic activity (UOA)	10,779
Carry forward orthodontic activity (UOA)	0
Baseline contract value	£709,113.34

**ACCESS**

	Contract	England and Wales
24 month ratio of assessments to patient IDs	1.02	1.09

**ACTIVITY**


Month	Adjusted Scheduled Activity (UOA)	
	2016	2017
April	232	215
May	1,238	802
June	1,910	1,138
July	3,097	2,458
August	3,474	3,069
September	4,623	3,781
October	5,720	4,831
November	6,574	5,756
December	7,447	6,160
January	7,919	7,215
February	9,318	9,887
March	10,298	10,807
April	10,610	
May	10,610	
June	10,610	

**QUALITY**

	Contract Quantity	Contract Base Number	Contract *	Region	England
% of all assessments that were assess and fit appliances (rolling 12 month period)	537	752	71.4%	55.8%	56.6%
% of all assessments that were assess and refuse (rolling 12 month period)	101	752	13.4%	11.1%	11.8%
% of all assessments that were assess and review (rolling 12 month period)	114	752	15.2%	33.1%	31.6%
% of terminated courses where treatment was abandoned or discontinued (rolling 12 month period)	6	257	2.3%	8.6%	7.7%
% of completed treatments indicating that PAR score was taken (year to date)	181	251	72.1%	57.9%	58.4%
Rate of removable appliances per 100 fixed appliances - proposed treatment (rolling 12 month period)	9	1,036	0.87	7.01	5.64
Rate of removable appliances per 100 fixed appliances - completed treatment (rolling 12 month period)	6	485	1.24	6.51	4.81
% of courses of treatment with removable appliances only - proposed treatment (rolling 12 month period)	1	537	0.2%	2.5%	2.0%
% of courses of treatment with removable appliances only - completed treatment (rolling 12 month period)	6	251	2.4%	1.6%	1.5%
% of patients satisfied with the treatment they have received (rolling 12 month period)	10	11	90.9%	95.3%	96.0%

\* Figures in italics indicate that the base number is less than 100.

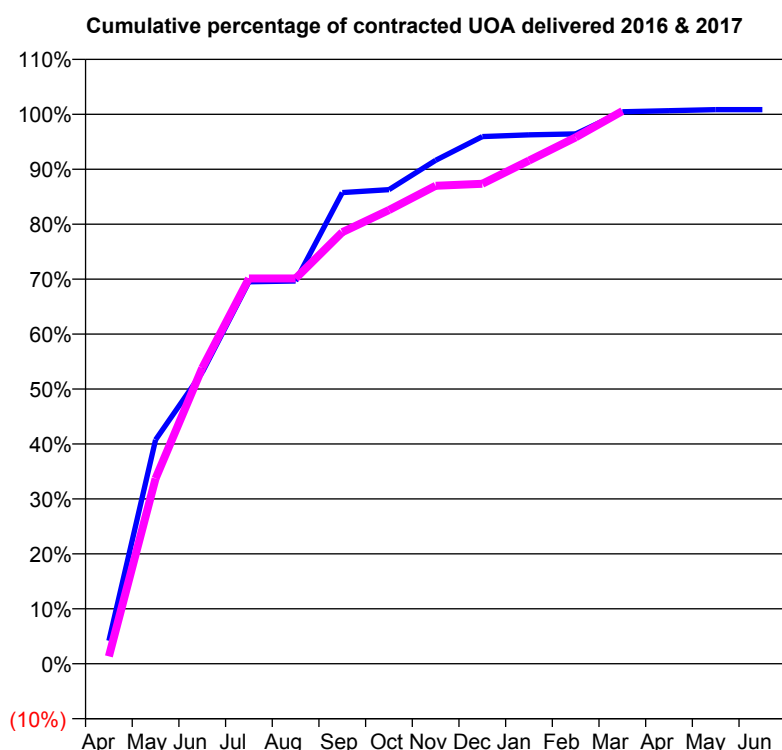
**Q56 - Vital Signs Orthodontic At a Glance Contract Report for 188301/0001 - March 2017**

Name or company name	Capel Dental Ltd
Contract type name	GDS Contract
Purpose of contract	General and Orthodontic
Contract start date	01/09/2007
Contract end date	

16/17 Contracted general activity (UDA)	5,612
Carry forward general activity (UDA)	127
16/17 Contracted orthodontic activity (UOA)	522
Carry forward orthodontic activity (UOA)	-4
Baseline contract value	£189,603.25

**ACCESS**

	Contract	England and Wales
24 month ratio of assessments to patient IDs	1.12	1.09

**ACTIVITY**


Month	Adjusted Scheduled Activity (UOA)	
	2016	2017
April	22	7
May	213	176
June	277	281
July	363	366
August	364	366
September	448	410
October	450	431
November	478	454
December	501	456
January	502	478
February	503	500
March	524	525
April	525	
May	526	
June	526	

**QUALITY**

	Contract Quantity	Contract Base Number	Contract *	Region	England
% of all assessments that were assess and fit appliances (rolling 12 month period)	24	44	54.5%	55.8%	56.6%
% of all assessments that were assess and refuse (rolling 12 month period)	5	44	11.4%	11.1%	11.8%
% of all assessments that were assess and review (rolling 12 month period)	15	44	34.1%	33.1%	31.6%
% of terminated courses where treatment was abandoned or discontinued (rolling 12 month period)	1	18	5.6%	8.6%	7.7%
% of completed treatments indicating that PAR score was taken (year to date)	17	17	100.0%	57.9%	58.4%
Rate of removable appliances per 100 fixed appliances - proposed treatment (rolling 12 month period)	3	43	6.98	7.01	5.64
Rate of removable appliances per 100 fixed appliances - completed treatment (rolling 12 month period)	4	30	13.33	6.51	4.81
% of courses of treatment with removable appliances only - proposed treatment (rolling 12 month period)	0	24	0.0%	2.5%	2.0%
% of courses of treatment with removable appliances only - completed treatment (rolling 12 month period)	1	17	5.9%	1.6%	1.5%
% of patients satisfied with the treatment they have received (rolling 12 month period)	1	1	100.0%	95.3%	96.0%

\* Figures in italics indicate that the base number is less than 100.

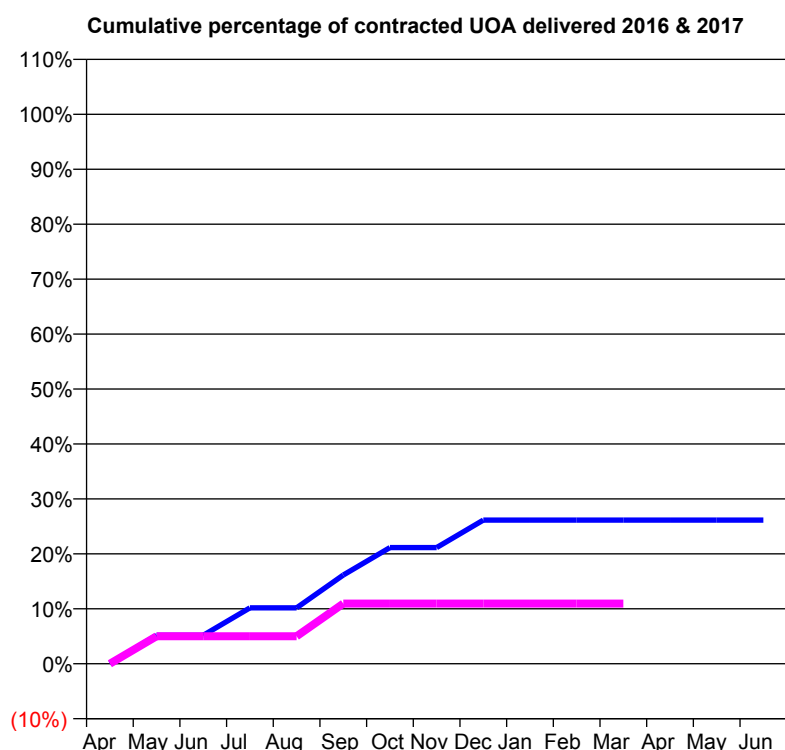


**Q56 - Vital Signs Orthodontic At a Glance Contract Report for 190241/0001 - March 2017**

Name or company name	CCS Dental Service	16/17 Contracted general activity (UDA)	23,865
Contract type name	PDS Contract	Carry forward general activity (UDA)	0
Purpose of contract	General and Orthodontic	16/17 Contracted orthodontic activity (UOA)	420
Contract start date	01/04/2010	Carry forward orthodontic activity (UOA)	0
Contract end date	31/03/2018	Baseline contract value	£2,593,708.17

**ACCESS**

	Contract	England and Wales
24 month ratio of assessments to patient IDs	1.00	1.09

**ACTIVITY**


Month	Adjusted Scheduled Activity (UOA)	
	2016	2017
April	0	0
May	22	21
June	22	21
July	43	21
August	43	21
September	68	46
October	89	46
November	89	46
December	110	46
January	110	46
February	110	46
March	110	46
April	110	
May	110	
June	110	

**QUALITY**

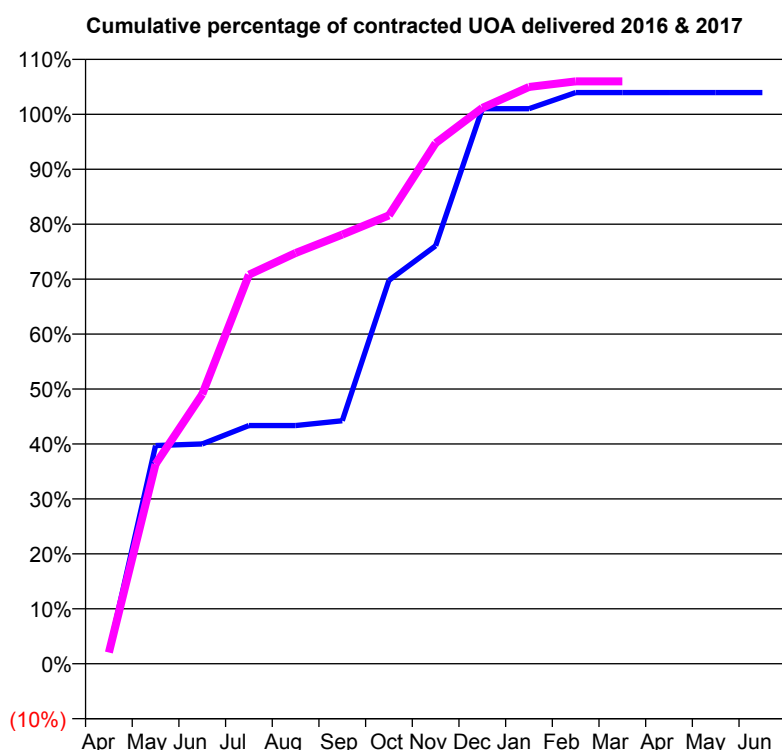
	Contract Quantity	Contract Base Number	Contract *	Region	England
% of all assessments that were assess and fit appliances (rolling 12 month period)	4	4	100.0%	55.8%	56.6%
% of all assessments that were assess and refuse (rolling 12 month period)	0	4	0.0%	11.1%	11.8%
% of all assessments that were assess and review (rolling 12 month period)	0	4	0.0%	33.1%	31.6%
% of terminated courses where treatment was abandoned or discontinued (rolling 12 month period)	5	8	62.5%	8.6%	7.7%
% of completed treatments indicating that PAR score was taken (year to date)	3	3	100.0%	57.9%	58.4%
Rate of removable appliances per 100 fixed appliances - proposed treatment (rolling 12 month period)	3	0	N/A	7.01	5.64
Rate of removable appliances per 100 fixed appliances - completed treatment (rolling 12 month period)	1	0	N/A	6.51	4.81
% of courses of treatment with removable appliances only - proposed treatment (rolling 12 month period)	3	4	75.0%	2.5%	2.0%
% of courses of treatment with removable appliances only - completed treatment (rolling 12 month period)	1	3	33.3%	1.6%	1.5%
% of patients satisfied with the treatment they have received (rolling 12 month period)	1	1	100.0%	95.3%	96.0%

\* Figures in italics indicate that the base number is less than 100.

**Q56 - Vital Signs Orthodontic At a Glance Contract Report for 192988/0001 - March 2017**

Name or company name	Northo Limited	16/17 Contracted general activity (UDA)	0
Contract type name	PDS Contract	Carry forward general activity (UDA)	0
Purpose of contract	Orthodontic	16/17 Contracted orthodontic activity (UOA)	685
Contract start date	01/12/2010	Carry forward orthodontic activity (UOA)	-14
Contract end date	31/03/2017	Baseline contract value	£42,959.03

ACCESS	Contract	England and Wales
24 month ratio of assessments to patient IDs	1.03	1.09

**ACTIVITY**


Month	Adjusted Scheduled Activity (UOA)	
	2016	2017
April	15	14
May	272	249
June	274	336
July	297	485
August	297	512
September	303	535
October	478	559
November	521	649
December	692	693
January	692	719
February	712	726
March	712	726
April	712	
May	712	
June	712	

QUALITY	Contract Quantity	Contract Base Number	Contract *	Region	England
% of all assessments that were assess and fit appliances (rolling 12 month period)	34	66	51.5%	55.8%	56.6%
% of all assessments that were assess and refuse (rolling 12 month period)	18	66	27.3%	11.1%	11.8%
% of all assessments that were assess and review (rolling 12 month period)	14	66	21.2%	33.1%	31.6%
% of terminated courses where treatment was abandoned or discontinued (rolling 12 month period)	1	29	3.4%	8.6%	7.7%
% of completed treatments indicating that PAR score was taken (year to date)	26	28	92.9%	57.9%	58.4%
Rate of removable appliances per 100 fixed appliances - proposed treatment (rolling 12 month period)	0	0	N/A	7.01	5.64
Rate of removable appliances per 100 fixed appliances - completed treatment (rolling 12 month period)	0	0	N/A	6.51	4.81
% of courses of treatment with removable appliances only - proposed treatment (rolling 12 month period)	0	34	0.0%	2.5%	2.0%
% of courses of treatment with removable appliances only - completed treatment (rolling 12 month period)	0	28	0.0%	1.6%	1.5%
% of patients satisfied with the treatment they have received (rolling 12 month period)	0	0	N/A	95.3%	96.0%

\* Figures in italics indicate that the base number is less than 100.

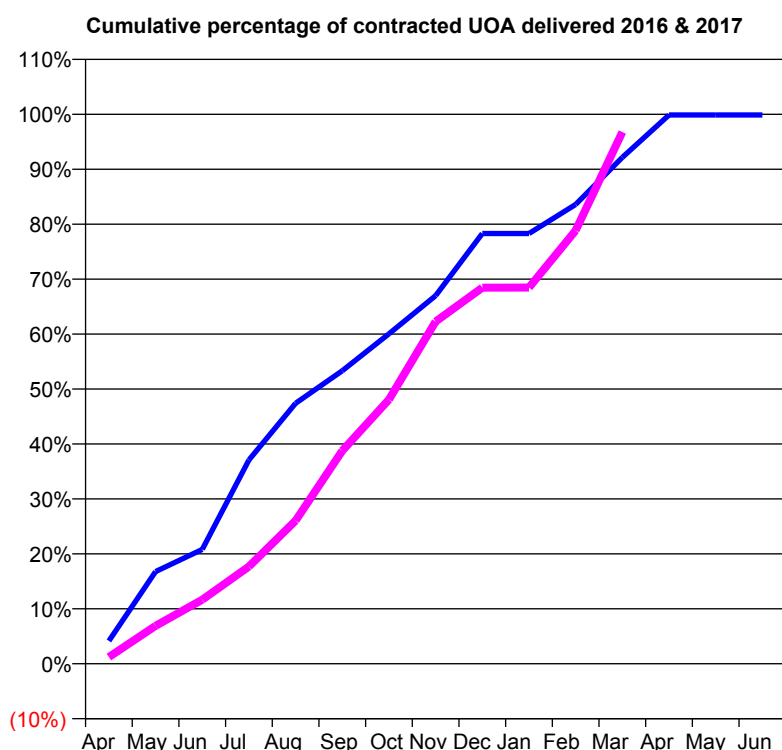
**Q56 - Vital Signs Orthodontic At a Glance Contract Report for 198390/0001 - March 2017**

Name or company name	Stewart House Orthodontics Limited
Contract type name	PDS Contract
Purpose of contract	Orthodontic
Contract start date	01/10/2011
Contract end date	31/03/2018

16/17 Contracted general activity (UDA)	0
Carry forward general activity (UDA)	0
16/17 Contracted orthodontic activity (UOA)	5,847
Carry forward orthodontic activity (UOA)	8
Baseline contract value	£364,806.12

**ACCESS**

	Contract	England and Wales
24 month ratio of assessments to patient IDs	1.09	1.09

**ACTIVITY**


Month	Adjusted Scheduled Activity (UOA)	
	2016	2017
April	243	72
May	981	404
June	1,217	682
July	2,169	1,035
August	2,772	1,524
September	3,117	2,267
October	3,511	2,812
November	3,916	3,642
December	4,577	4,002
January	4,577	4,003
February	4,887	4,611
March	5,388	5,658
April	5,839	
May	5,839	
June	5,839	

**QUALITY**

	Contract Quantity	Contract Base Number	Contract *	Region	England
% of all assessments that were assess and fit appliances (rolling 12 month period)	282	515	54.8%	55.8%	56.6%
% of all assessments that were assess and refuse (rolling 12 month period)	93	515	18.1%	11.1%	11.8%
% of all assessments that were assess and review (rolling 12 month period)	140	515	27.2%	33.1%	31.6%
% of terminated courses where treatment was abandoned or discontinued (rolling 12 month period)	20	330	6.1%	8.6%	7.7%
% of completed treatments indicating that PAR score was taken (year to date)	269	310	86.8%	57.9%	58.4%
Rate of removable appliances per 100 fixed appliances - proposed treatment (rolling 12 month period)	78	479	16.28	7.01	5.64
Rate of removable appliances per 100 fixed appliances - completed treatment (rolling 12 month period)	97	546	17.77	6.51	4.81
% of courses of treatment with removable appliances only - proposed treatment (rolling 12 month period)	26	282	9.2%	2.5%	2.0%
% of courses of treatment with removable appliances only - completed treatment (rolling 12 month period)	21	310	6.8%	1.6%	1.5%
% of patients satisfied with the treatment they have received (rolling 12 month period)	19	19	100.0%	95.3%	96.0%

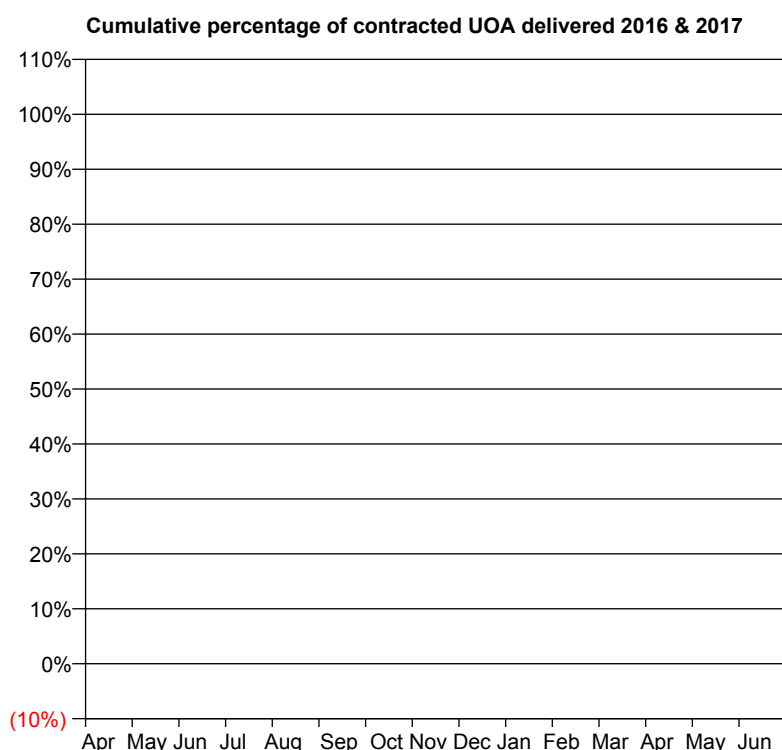
\* Figures in italics indicate that the base number is less than 100.

**Q56 - Vital Signs Orthodontic At a Glance Contract Report for 199176/0001 - March 2017**

Name or company name	Larry Levin & Jeff Sherer
Contract type name	GDS Contract
Purpose of contract	General
Contract start date	01/04/2013
Contract end date	

16/17 Contracted general activity (UDA)	51,387
Carry forward general activity (UDA)	1,587
16/17 Contracted orthodontic activity (UOA)	0
Carry forward orthodontic activity (UOA)	0
Baseline contract value	£1,065,567.58

ACCESS	Contract	England and Wales
24 month ratio of assessments to patient IDs	1.00	1.09

**ACTIVITY**


Month	Adjusted Scheduled Activity (UOA)	
	2016	2017
April	0	0
May	0	21
June	0	21
July	0	21
August	0	21
September	0	21
October	0	42
November	0	42
December	0	42
January	0	42
February	0	42
March	0	42
April	0	
May	0	
June	0	

**QUALITY**

	Contract Quantity	Contract Base Number	Contract *	Region	England
% of all assessments that were assess and fit appliances (rolling 12 month period)	2	2	100.0%	55.8%	56.6%
% of all assessments that were assess and refuse (rolling 12 month period)	0	2	0.0%	11.1%	11.8%
% of all assessments that were assess and review (rolling 12 month period)	0	2	0.0%	33.1%	31.6%
% of terminated courses where treatment was abandoned or discontinued (rolling 12 month period)	0	0	N/A	8.6%	7.7%
% of completed treatments indicating that PAR score was taken (year to date)	0	0	N/A	57.9%	58.4%
Rate of removable appliances per 100 fixed appliances - proposed treatment (rolling 12 month period)	0	4	0.00	7.01	5.64
Rate of removable appliances per 100 fixed appliances - completed treatment (rolling 12 month period)	0	0	N/A	6.51	4.81
% of courses of treatment with removable appliances only - proposed treatment (rolling 12 month period)	0	2	0.0%	2.5%	2.0%
% of courses of treatment with removable appliances only - completed treatment (rolling 12 month period)	0	0	N/A	1.6%	1.5%
% of patients satisfied with the treatment they have received (rolling 12 month period)	0	0	N/A	95.3%	96.0%

\* Figures in italics indicate that the base number is less than 100.

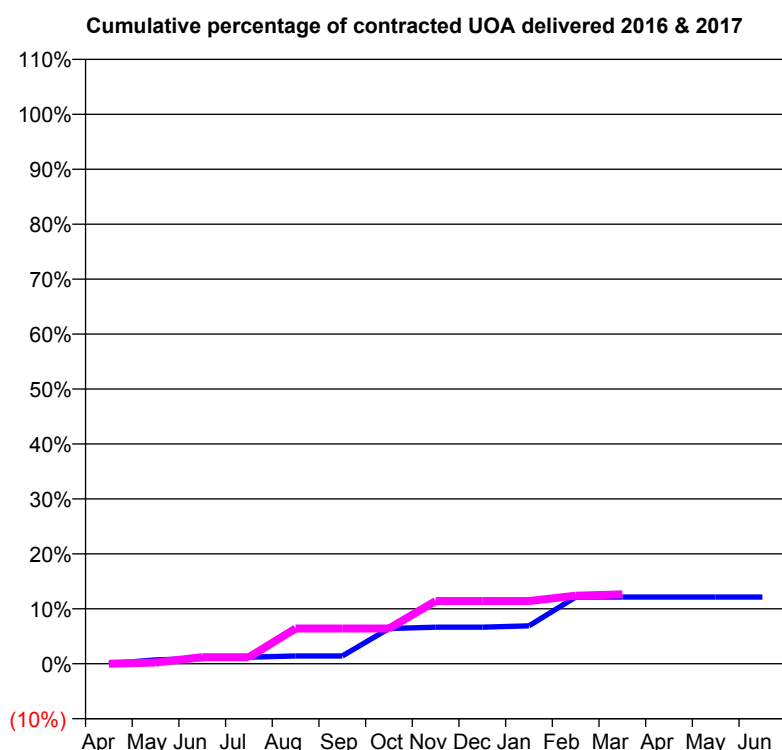
**Q56 - Vital Signs Orthodontic At a Glance Contract Report for 209325/0001 - March 2017**

Name or company name	Broad Street Dental Surgery
Contract type name	GDS Contract
Purpose of contract	General and Orthodontic
Contract start date	01/04/2006
Contract end date	

16/17 Contracted general activity (UDA)	4,640
Carry forward general activity (UDA)	0
16/17 Contracted orthodontic activity (UOA)	420
Carry forward orthodontic activity (UOA)	0
Baseline contract value	£172,130.03

**ACCESS**

	Contract	England and Wales
24 month ratio of assessments to patient IDs	1.06	1.09

**ACTIVITY**


Month	Adjusted Scheduled Activity (UOA)	
	2016	2017
April	0	0
May	3	1
June	4	5
July	5	5
August	6	27
September	6	27
October	27	27
November	28	48
December	28	48
January	29	48
February	51	52
March	51	53
April	51	
May	51	
June	51	

**QUALITY**

	Contract Quantity	Contract Base Number	Contract *	Region	England
% of all assessments that were assess and fit appliances (rolling 12 month period)	4	7	57.1%	55.8%	56.6%
% of all assessments that were assess and refuse (rolling 12 month period)	1	7	14.3%	11.1%	11.8%
% of all assessments that were assess and review (rolling 12 month period)	2	7	28.6%	33.1%	31.6%
% of terminated courses where treatment was abandoned or discontinued (rolling 12 month period)	3	4	75.0%	8.6%	7.7%
% of completed treatments indicating that PAR score was taken (year to date)	0	1	0.0%	57.9%	58.4%
Rate of removable appliances per 100 fixed appliances - proposed treatment (rolling 12 month period)	2	4	50.00	7.01	5.64
Rate of removable appliances per 100 fixed appliances - completed treatment (rolling 12 month period)	0	0	N/A	6.51	4.81
% of courses of treatment with removable appliances only - proposed treatment (rolling 12 month period)	2	4	50.0%	2.5%	2.0%
% of courses of treatment with removable appliances only - completed treatment (rolling 12 month period)	0	1	0.0%	1.6%	1.5%
% of patients satisfied with the treatment they have received (rolling 12 month period)	1	1	100.0%	95.3%	96.0%

\* Figures in italics indicate that the base number is less than 100.

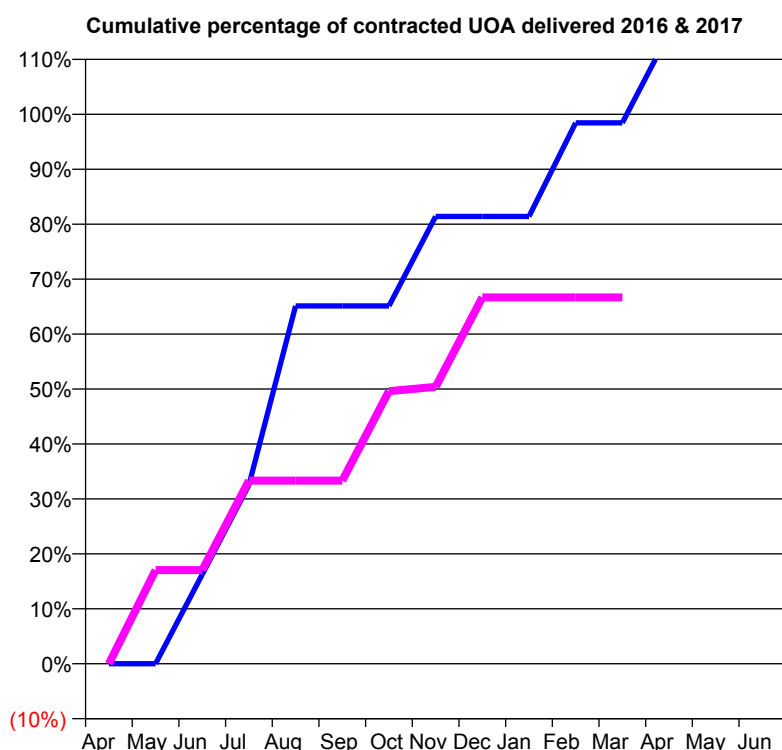
**Q56 - Vital Signs Orthodontic At a Glance Contract Report for 220469/0001 - March 2017**

Name or company name	Riverside Dental Surgery
Contract type name	GDS Contract
Purpose of contract	General and Orthodontic
Contract start date	01/04/2006
Contract end date	

16/17 Contracted general activity (UDA)	2,583
Carry forward general activity (UDA)	57
16/17 Contracted orthodontic activity (UOA)	129
Carry forward orthodontic activity (UOA)	0
Baseline contract value	£65,536.59

**ACCESS**

	Contract	England and Wales
24 month ratio of assessments to patient IDs	1.00	1.09

**ACTIVITY**


Month	Adjusted Scheduled Activity (UOA)	
	2016	2017
April	0	0
May	0	22
June	21	22
July	42	43
August	84	43
September	84	43
October	84	64
November	105	65
December	105	86
January	105	86
February	127	86
March	127	86
April	148	
May	190	
June	190	

**QUALITY**

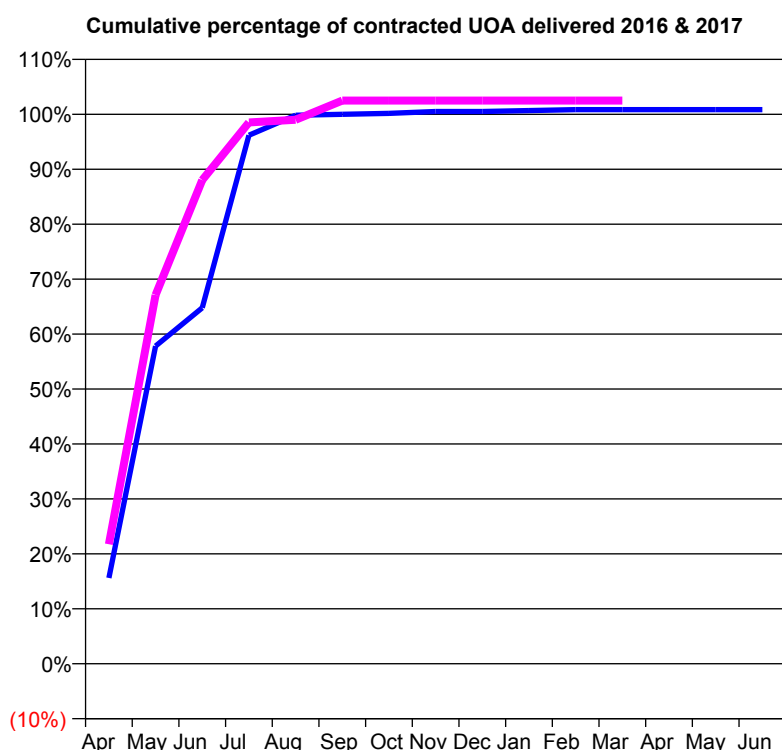
	Contract Quantity	Contract Base Number	Contract *	Region	England
% of all assessments that were assess and fit appliances (rolling 12 month period)	8	10	80.0%	55.8%	56.6%
% of all assessments that were assess and refuse (rolling 12 month period)	0	10	0.0%	11.1%	11.8%
% of all assessments that were assess and review (rolling 12 month period)	2	10	20.0%	33.1%	31.6%
% of terminated courses where treatment was abandoned or discontinued (rolling 12 month period)	1	2	50.0%	8.6%	7.7%
% of completed treatments indicating that PAR score was taken (year to date)	0	1	0.0%	57.9%	58.4%
Rate of removable appliances per 100 fixed appliances - proposed treatment (rolling 12 month period)	1	6	16.67	7.01	5.64
Rate of removable appliances per 100 fixed appliances - completed treatment (rolling 12 month period)	1	0	N/A	6.51	4.81
% of courses of treatment with removable appliances only - proposed treatment (rolling 12 month period)	1	8	12.5%	2.5%	2.0%
% of courses of treatment with removable appliances only - completed treatment (rolling 12 month period)	1	1	100.0%	1.6%	1.5%
% of patients satisfied with the treatment they have received (rolling 12 month period)	0	0	N/A	95.3%	96.0%

\* Figures in italics indicate that the base number is less than 100.

**Q56 - Vital Signs Orthodontic At a Glance Contract Report for 222224/0001 - March 2017**

Name or company name	MR DA STOTT	16/17 Contracted general activity (UDA)	12,808
Contract type name	GDS Contract	Carry forward general activity (UDA)	111
Purpose of contract	General and Orthodontic	16/17 Contracted orthodontic activity (UOA)	602
Contract start date	01/04/2006	Carry forward orthodontic activity (UOA)	-5
Contract end date		Baseline contract value	£339,638.57

ACCESS	Contract	England and Wales
24 month ratio of assessments to patient IDs	1.01	1.09

**ACTIVITY**


Month	Adjusted Scheduled Activity (UOA)	
	2016	2017
April	94	131
May	348	404
June	390	530
July	579	593
August	601	596
September	602	617
October	603	617
November	605	617
December	605	617
January	606	617
February	607	617
March	607	617
April	607	
May	607	
June	607	

QUALITY	Contract Quantity	Contract Base Number	Contract *	Region	England
% of all assessments that were assess and fit appliances (rolling 12 month period)	29	34	85.3%	55.8%	56.6%
% of all assessments that were assess and refuse (rolling 12 month period)	1	34	2.9%	11.1%	11.8%
% of all assessments that were assess and review (rolling 12 month period)	4	34	11.8%	33.1%	31.6%
% of terminated courses where treatment was abandoned or discontinued (rolling 12 month period)	1	22	4.5%	8.6%	7.7%
% of completed treatments indicating that PAR score was taken (year to date)	18	21	85.7%	57.9%	58.4%
Rate of removable appliances per 100 fixed appliances - proposed treatment (rolling 12 month period)	2	56	3.57	7.01	5.64
Rate of removable appliances per 100 fixed appliances - completed treatment (rolling 12 month period)	0	0	N/A	6.51	4.81
% of courses of treatment with removable appliances only - proposed treatment (rolling 12 month period)	0	29	0.0%	2.5%	2.0%
% of courses of treatment with removable appliances only - completed treatment (rolling 12 month period)	0	21	0.0%	1.6%	1.5%
% of patients satisfied with the treatment they have received (rolling 12 month period)	2	2	100.0%	95.3%	96.0%

\* Figures in italics indicate that the base number is less than 100.

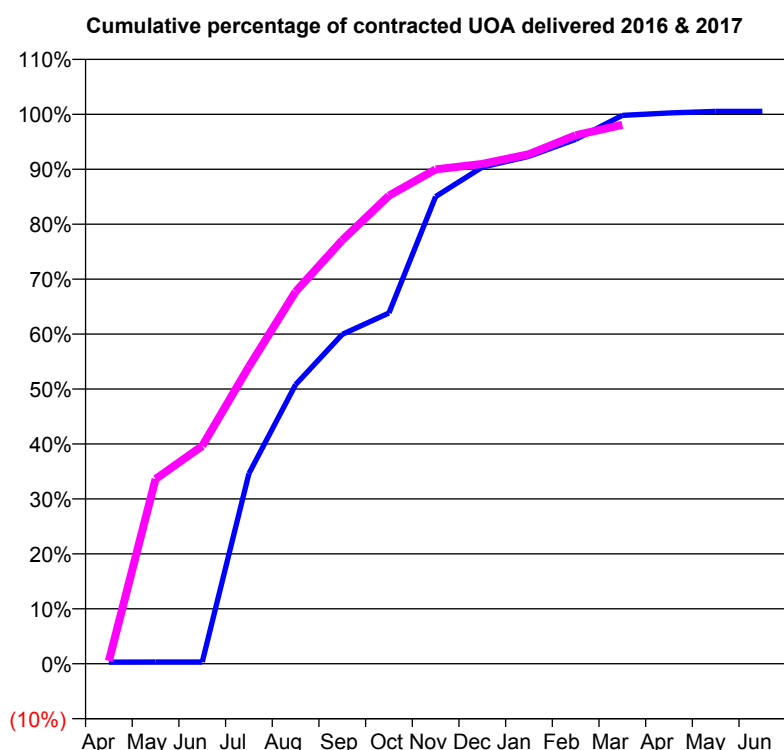
**Q56 - Vital Signs Orthodontic At a Glance Contract Report for 232246/0001 - March 2017**

Name or company name	MR TI DAVIES
Contract type name	PDS Contract
Purpose of contract	Orthodontic
Contract start date	01/04/2006
Contract end date	31/03/2018

16/17 Contracted general activity (UDA)	0
Carry forward general activity (UDA)	0
16/17 Contracted orthodontic activity (UOA)	4,476
Carry forward orthodontic activity (UOA)	-23
Baseline contract value	£280,701.24

**ACCESS**

	Contract	England and Wales
24 month ratio of assessments to patient IDs	1.12	1.09

**ACTIVITY**


Month	Adjusted Scheduled Activity (UOA)	
	2016	2017
April	14	23
May	15	1,505
June	15	1,774
July	1,549	2,421
August	2,274	3,031
September	2,683	3,450
October	2,857	3,813
November	3,806	4,027
December	4,046	4,072
January	4,133	4,151
February	4,271	4,305
March	4,467	4,390
April	4,486	
May	4,499	
June	4,499	

**QUALITY**

	Contract Quantity	Contract Base Number	Contract *	Region	England
% of all assessments that were assess and fit appliances (rolling 12 month period)	178	930	19.1%	55.8%	56.6%
% of all assessments that were assess and refuse (rolling 12 month period)	221	930	23.8%	11.1%	11.8%
% of all assessments that were assess and review (rolling 12 month period)	531	930	57.1%	33.1%	31.6%
% of terminated courses where treatment was abandoned or discontinued (rolling 12 month period)	6	148	4.1%	8.6%	7.7%
% of completed treatments indicating that PAR score was taken (year to date)	118	142	83.1%	57.9%	58.4%
Rate of removable appliances per 100 fixed appliances - proposed treatment (rolling 12 month period)	28	334	8.38	7.01	5.64
Rate of removable appliances per 100 fixed appliances - completed treatment (rolling 12 month period)	22	275	8.00	6.51	4.81
% of courses of treatment with removable appliances only - proposed treatment (rolling 12 month period)	6	178	3.4%	2.5%	2.0%
% of courses of treatment with removable appliances only - completed treatment (rolling 12 month period)	0	142	0.0%	1.6%	1.5%
% of patients satisfied with the treatment they have received (rolling 12 month period)	3	3	100.0%	95.3%	96.0%

\* Figures in italics indicate that the base number is less than 100.



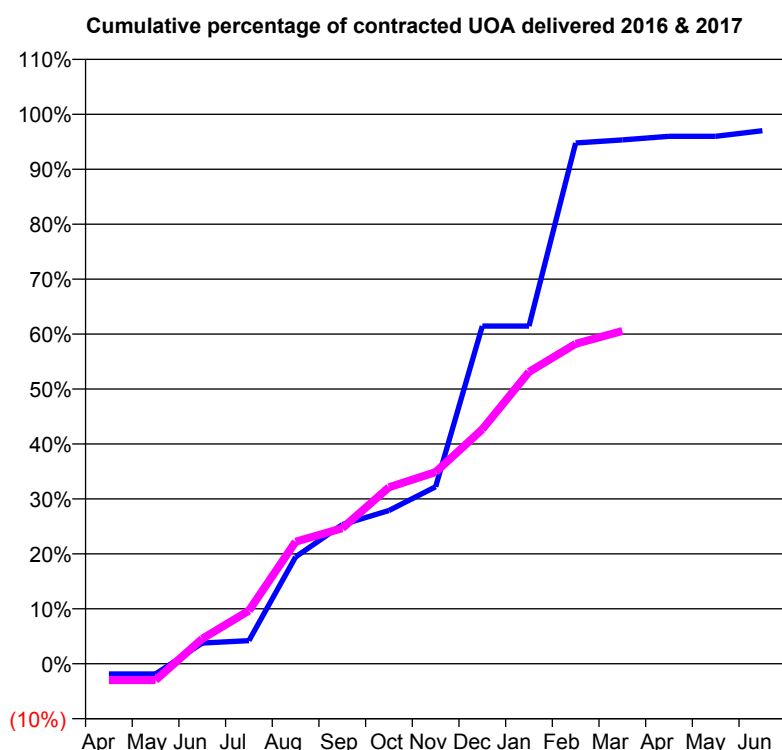
**Q56 - Vital Signs Orthodontic At a Glance Contract Report for 299022/0001 - March 2017**

Name or company name	MR G KARATZOPOULOS
Contract type name	GDS Contract
Purpose of contract	General and Orthodontic
Contract start date	01/08/2012
Contract end date	

16/17 Contracted general activity (UDA)	551
Carry forward general activity (UDA)	-11
16/17 Contracted orthodontic activity (UOA)	900
Carry forward orthodontic activity (UOA)	27
Baseline contract value	£70,764.34

**ACCESS**

	Contract	England and Wales
24 month ratio of assessments to patient IDs	1.11	1.09

**ACTIVITY**


Month	Adjusted Scheduled Activity (UOA)	
	2016	2017
April	-17	-27
May	-17	-27
June	34	41
July	38	87
August	175	200
September	228	222
October	251	289
November	290	314
December	553	384
January	553	478
February	853	524
March	858	545
April	864	
May	864	
June	873	

**QUALITY**

	Contract Quantity	Contract Base Number	Contract *	Region	England
% of all assessments that were assess and fit appliances (rolling 12 month period)	25	87	28.7%	55.8%	56.6%
% of all assessments that were assess and refuse (rolling 12 month period)	17	87	19.5%	11.1%	11.8%
% of all assessments that were assess and review (rolling 12 month period)	45	87	51.7%	33.1%	31.6%
% of terminated courses where treatment was abandoned or discontinued (rolling 12 month period)	6	37	16.2%	8.6%	7.7%
% of completed treatments indicating that PAR score was taken (year to date)	16	31	51.6%	57.9%	58.4%
Rate of removable appliances per 100 fixed appliances - proposed treatment (rolling 12 month period)	5	47	10.64	7.01	5.64
Rate of removable appliances per 100 fixed appliances - completed treatment (rolling 12 month period)	5	5	100.00	6.51	4.81
% of courses of treatment with removable appliances only - proposed treatment (rolling 12 month period)	0	25	0.0%	2.5%	2.0%
% of courses of treatment with removable appliances only - completed treatment (rolling 12 month period)	4	31	12.9%	1.6%	1.5%
% of patients satisfied with the treatment they have received (rolling 12 month period)	1	1	100.0%	95.3%	96.0%

\* Figures in italics indicate that the base number is less than 100.

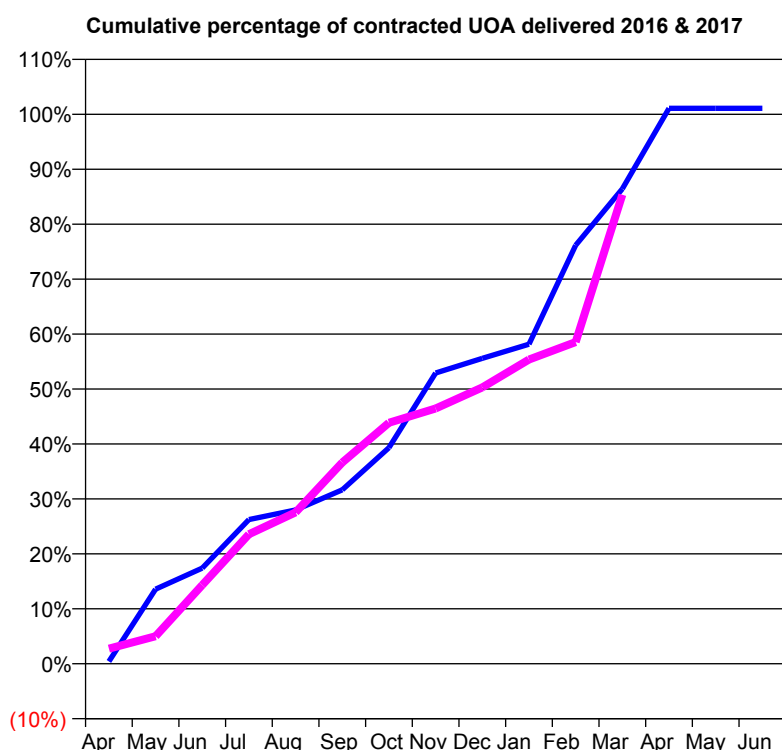
**Q56 - Vital Signs Orthodontic At a Glance Contract Report for 329185/0001 - March 2017**

Name or company name	MR HS SKOYLES
Contract type name	GDS Contract
Purpose of contract	General and Orthodontic
Contract start date	01/04/2006
Contract end date	

16/17 Contracted general activity (UDA)	42,279
Carry forward general activity (UDA)	0
16/17 Contracted orthodontic activity (UOA)	1,200
Carry forward orthodontic activity (UOA)	-13
Baseline contract value	£1,141,394.04

**ACCESS**

	Contract	England and Wales
24 month ratio of assessments to patient IDs	1.15	1.09

**ACTIVITY**


Month	Adjusted Scheduled Activity (UOA)	
	2016	2017
April	5	33
May	163	60
June	209	172
July	315	283
August	336	331
September	380	440
October	472	526
November	635	557
December	667	603
January	698	664
February	914	702
March	1,037	1,024
April	1,213	
May	1,213	
June	1,213	

**QUALITY**

	Contract Quantity	Contract Base Number	Contract *	Region	England
% of all assessments that were assess and fit appliances (rolling 12 month period)	47	329	14.3%	55.8%	56.6%
% of all assessments that were assess and refuse (rolling 12 month period)	17	329	5.2%	11.1%	11.8%
% of all assessments that were assess and review (rolling 12 month period)	265	329	80.5%	33.1%	31.6%
% of terminated courses where treatment was abandoned or discontinued (rolling 12 month period)	7	37	18.9%	8.6%	7.7%
% of completed treatments indicating that PAR score was taken (year to date)	22	28	78.6%	57.9%	58.4%
Rate of removable appliances per 100 fixed appliances - proposed treatment (rolling 12 month period)	12	65	18.46	7.01	5.64
Rate of removable appliances per 100 fixed appliances - completed treatment (rolling 12 month period)	5	48	10.42	6.51	4.81
% of courses of treatment with removable appliances only - proposed treatment (rolling 12 month period)	4	47	8.5%	2.5%	2.0%
% of courses of treatment with removable appliances only - completed treatment (rolling 12 month period)	2	30	6.7%	1.6%	1.5%
% of patients satisfied with the treatment they have received (rolling 12 month period)	2	2	100.0%	95.3%	96.0%

\* Figures in italics indicate that the base number is less than 100.

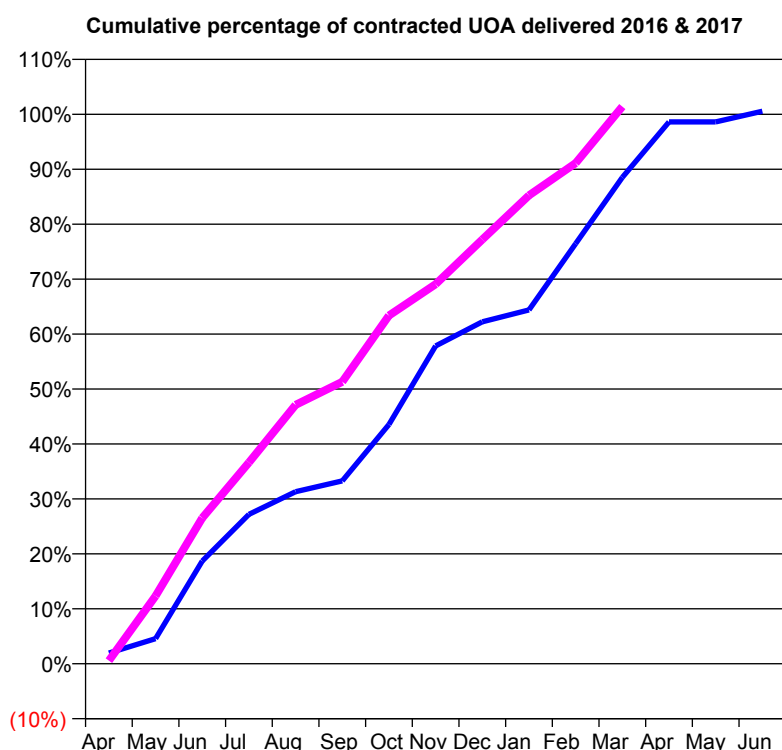
**Q56 - Vital Signs Orthodontic At a Glance Contract Report for 566497/0002 - March 2017**

Name or company name	MR RA DORR
Contract type name	PDS Contract
Purpose of contract	Orthodontic
Contract start date	01/06/2008
Contract end date	31/03/2018

16/17 Contracted general activity (UDA)	0
Carry forward general activity (UDA)	0
16/17 Contracted orthodontic activity (UOA)	1,070
Carry forward orthodontic activity (UOA)	-6
Baseline contract value	£66,436.37

**ACCESS**

	Contract	England and Wales
24 month ratio of assessments to patient IDs	1.06	1.09

**ACTIVITY**


Month	Adjusted Scheduled Activity (UOA)	
	2016	2017
April	21	6
May	49	132
June	200	284
July	291	392
August	335	504
September	356	549
October	466	678
November	619	739
December	666	826
January	689	912
February	818	975
March	947	1,085
April	1,055	
May	1,055	
June	1,076	

**QUALITY**

	Contract Quantity	Contract Base Number	Contract *	Region	England
% of all assessments that were assess and fit appliances (rolling 12 month period)	58	86	67.4%	55.8%	56.6%
% of all assessments that were assess and refuse (rolling 12 month period)	4	86	4.7%	11.1%	11.8%
% of all assessments that were assess and review (rolling 12 month period)	24	86	27.9%	33.1%	31.6%
% of terminated courses where treatment was abandoned or discontinued (rolling 12 month period)	4	52	7.7%	8.6%	7.7%
% of completed treatments indicating that PAR score was taken (year to date)	47	48	97.9%	57.9%	58.4%
Rate of removable appliances per 100 fixed appliances - proposed treatment (rolling 12 month period)	14	113	12.39	7.01	5.64
Rate of removable appliances per 100 fixed appliances - completed treatment (rolling 12 month period)	5	96	5.21	6.51	4.81
% of courses of treatment with removable appliances only - proposed treatment (rolling 12 month period)	1	58	1.7%	2.5%	2.0%
% of courses of treatment with removable appliances only - completed treatment (rolling 12 month period)	0	48	0.0%	1.6%	1.5%
% of patients satisfied with the treatment they have received (rolling 12 month period)	2	2	100.0%	95.3%	96.0%

\* Figures in italics indicate that the base number is less than 100.

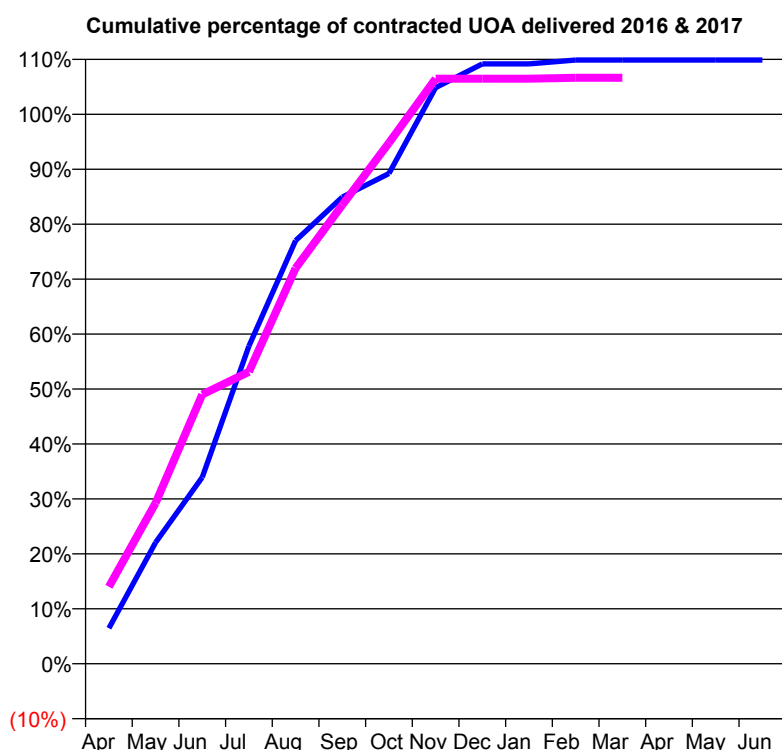
**Q56 - Vital Signs Orthodontic At a Glance Contract Report for 636444/0001 - March 2017**

Name or company name	MRS LD POULTER
Contract type name	PDS Contract
Purpose of contract	Orthodontic
Contract start date	01/04/2006
Contract end date	31/03/2018

16/17 Contracted general activity (UDA)	0
Carry forward general activity (UDA)	0
16/17 Contracted orthodontic activity (UOA)	557
Carry forward orthodontic activity (UOA)	-11
Baseline contract value	£35,225.30

ACCESS	Contract	England and Wales
--------	----------	-------------------

24 month ratio of assessments to patient IDs	1.12	1.09
--	------	------

**ACTIVITY**


Month	Adjusted Scheduled Activity (UOA)	
	2016	2017
April	36	78
May	123	163
June	189	273
July	322	296
August	429	401
September	473	465
October	497	528
November	584	593
December	608	593
January	608	593
February	612	594
March	612	594
April	612	
May	612	
June	612	

QUALITY	Contract Quantity	Contract Base Number	Contract *	Region	England
% of all assessments that were assess and fit appliances (rolling 12 month period)	28	40	70.0%	55.8%	56.6%
% of all assessments that were assess and refuse (rolling 12 month period)	2	40	5.0%	11.1%	11.8%
% of all assessments that were assess and review (rolling 12 month period)	10	40	25.0%	33.1%	31.6%
% of terminated courses where treatment was abandoned or discontinued (rolling 12 month period)	1	16	6.3%	8.6%	7.7%
% of completed treatments indicating that PAR score was taken (year to date)	14	15	93.3%	57.9%	58.4%
Rate of removable appliances per 100 fixed appliances - proposed treatment (rolling 12 month period)	12	50	24.00	7.01	5.64
Rate of removable appliances per 100 fixed appliances - completed treatment (rolling 12 month period)	3	18	16.67	6.51	4.81
% of courses of treatment with removable appliances only - proposed treatment (rolling 12 month period)	3	28	10.7%	2.5%	2.0%
% of courses of treatment with removable appliances only - completed treatment (rolling 12 month period)	1	15	6.7%	1.6%	1.5%
% of patients satisfied with the treatment they have received (rolling 12 month period)	3	3	100.0%	95.3%	96.0%

\* Figures in italics indicate that the base number is less than 100.

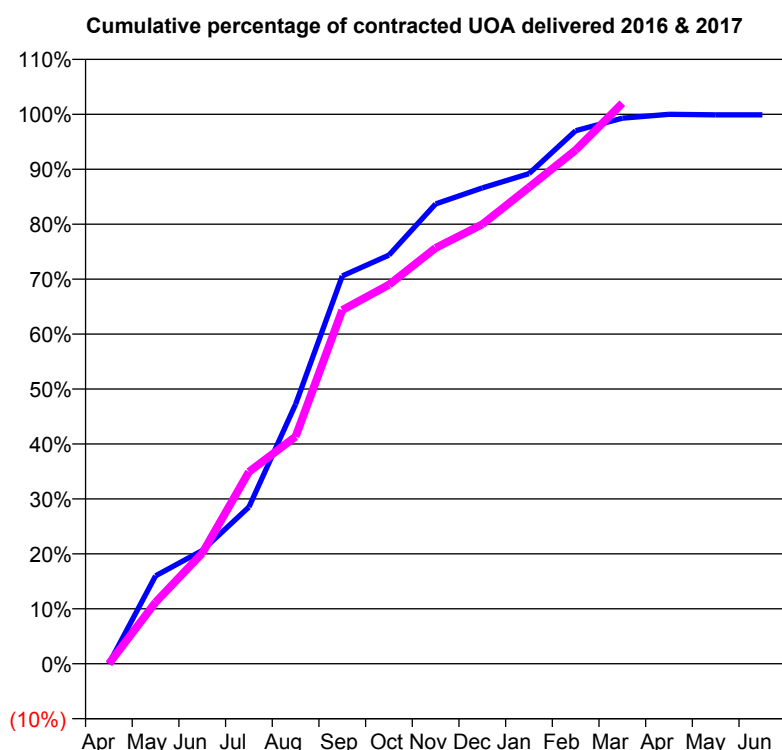
**Q56 - Vital Signs Orthodontic At a Glance Contract Report for 729159/0001 - March 2017**

Name or company name	MRS AM RAE
Contract type name	GDS Contract
Purpose of contract	General and Orthodontic
Contract start date	01/04/2006
Contract end date	

16/17 Contracted general activity (UDA)	612
Carry forward general activity (UDA)	0
16/17 Contracted orthodontic activity (UOA)	999
Carry forward orthodontic activity (UOA)	0
Baseline contract value	£77,796.52

**ACCESS**

	Contract	England and Wales
24 month ratio of assessments to patient IDs	1.02	1.09

**ACTIVITY**


Month	Adjusted Scheduled Activity (UOA)	
	2016	2017
April	0	0
May	160	112
June	206	201
July	285	349
August	472	413
September	705	643
October	743	689
November	836	756
December	865	799
January	891	866
February	969	934
March	992	1,019
April	999	
May	998	
June	998	

**QUALITY**

	Contract Quantity	Contract Base Number	Contract *	Region	England
% of all assessments that were assess and fit appliances (rolling 12 month period)	50	103	48.5%	55.8%	56.6%
% of all assessments that were assess and refuse (rolling 12 month period)	15	103	14.6%	11.1%	11.8%
% of all assessments that were assess and review (rolling 12 month period)	38	103	36.9%	33.1%	31.6%
% of terminated courses where treatment was abandoned or discontinued (rolling 12 month period)	2	41	4.9%	8.6%	7.7%
% of completed treatments indicating that PAR score was taken (year to date)	37	38	97.4%	57.9%	58.4%
Rate of removable appliances per 100 fixed appliances - proposed treatment (rolling 12 month period)	12	94	12.77	7.01	5.64
Rate of removable appliances per 100 fixed appliances - completed treatment (rolling 12 month period)	7	72	9.72	6.51	4.81
% of courses of treatment with removable appliances only - proposed treatment (rolling 12 month period)	2	50	4.0%	2.5%	2.0%
% of courses of treatment with removable appliances only - completed treatment (rolling 12 month period)	2	39	5.1%	1.6%	1.5%
% of patients satisfied with the treatment they have received (rolling 12 month period)	4	4	100.0%	95.3%	96.0%

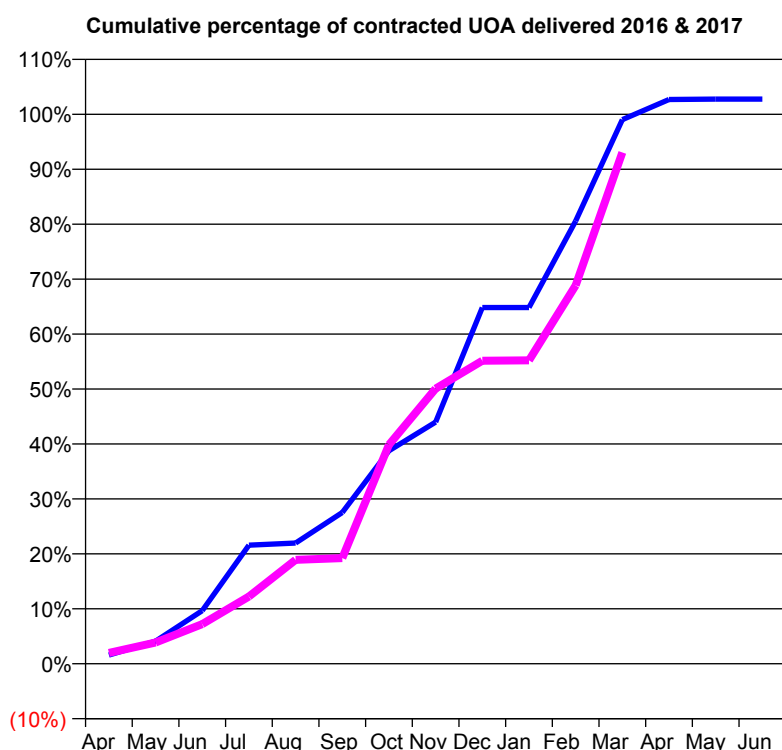
\* Figures in italics indicate that the base number is less than 100.

**Q56 - Vital Signs Orthodontic At a Glance Contract Report for 736619/0001 - March 2017**

Name or company name	MR DB BUCHANAN
Contract type name	PDS Contract
Purpose of contract	General and Orthodontic
Contract start date	01/08/2010
Contract end date	31/03/2018

16/17 Contracted general activity (UDA)	1,628
Carry forward general activity (UDA)	-33
16/17 Contracted orthodontic activity (UOA)	1,257
Carry forward orthodontic activity (UOA)	-25
Baseline contract value	£126,117.41

ACCESS	Contract	England and Wales
24 month ratio of assessments to patient IDs	1.26	1.09

**ACTIVITY**


Month	Adjusted Scheduled Activity (UOA)	
	2016	2017
April	20	25
May	52	49
June	122	91
July	271	154
August	276	238
September	346	242
October	487	501
November	553	629
December	815	693
January	815	694
February	1,013	866
March	1,245	1,170
April	1,291	
May	1,292	
June	1,292	

QUALITY	Contract Quantity	Contract Base Number	Contract *	Region	England
% of all assessments that were assess and fit appliances (rolling 12 month period)	55	78	70.5%	55.8%	56.6%
% of all assessments that were assess and refuse (rolling 12 month period)	12	78	15.4%	11.1%	11.8%
% of all assessments that were assess and review (rolling 12 month period)	11	78	14.1%	33.1%	31.6%
% of terminated courses where treatment was abandoned or discontinued (rolling 12 month period)	1	39	2.6%	8.6%	7.7%
% of completed treatments indicating that PAR score was taken (year to date)	37	38	97.4%	57.9%	58.4%
Rate of removable appliances per 100 fixed appliances - proposed treatment (rolling 12 month period)	13	104	12.50	7.01	5.64
Rate of removable appliances per 100 fixed appliances - completed treatment (rolling 12 month period)	7	75	9.33	6.51	4.81
% of courses of treatment with removable appliances only - proposed treatment (rolling 12 month period)	2	55	3.6%	2.5%	2.0%
% of courses of treatment with removable appliances only - completed treatment (rolling 12 month period)	0	38	0.0%	1.6%	1.5%
% of patients satisfied with the treatment they have received (rolling 12 month period)	2	2	100.0%	95.3%	96.0%

\* Figures in italics indicate that the base number is less than 100.

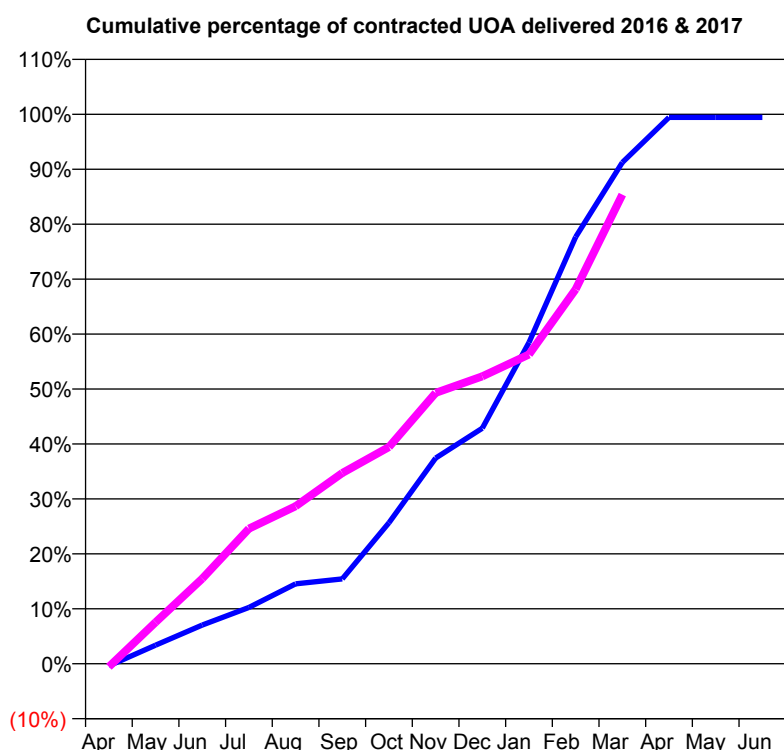
**Q56 - Vital Signs Orthodontic At a Glance Contract Report for 759953/0001 - March 2017**

Name or company name	MR RA PARKER
Contract type name	PDS Contract
Purpose of contract	Orthodontic
Contract start date	01/04/2006
Contract end date	31/03/2018

16/17 Contracted general activity (UDA)	0
Carry forward general activity (UDA)	0
16/17 Contracted orthodontic activity (UOA)	3,762
Carry forward orthodontic activity (UOA)	21
Baseline contract value	£249,628.20

**ACCESS**

	Contract	England and Wales
24 month ratio of assessments to patient IDs	1.25	1.09

**ACTIVITY**


Month	Adjusted Scheduled Activity (UOA)	
	2016	2017
April	-15	-21
May	127	284
June	265	583
July	386	925
August	547	1,079
September	581	1,306
October	966	1,484
November	1,408	1,855
December	1,613	1,968
January	2,200	2,118
February	2,922	2,564
March	3,432	3,212
April	3,741	
May	3,741	
June	3,741	

**QUALITY**

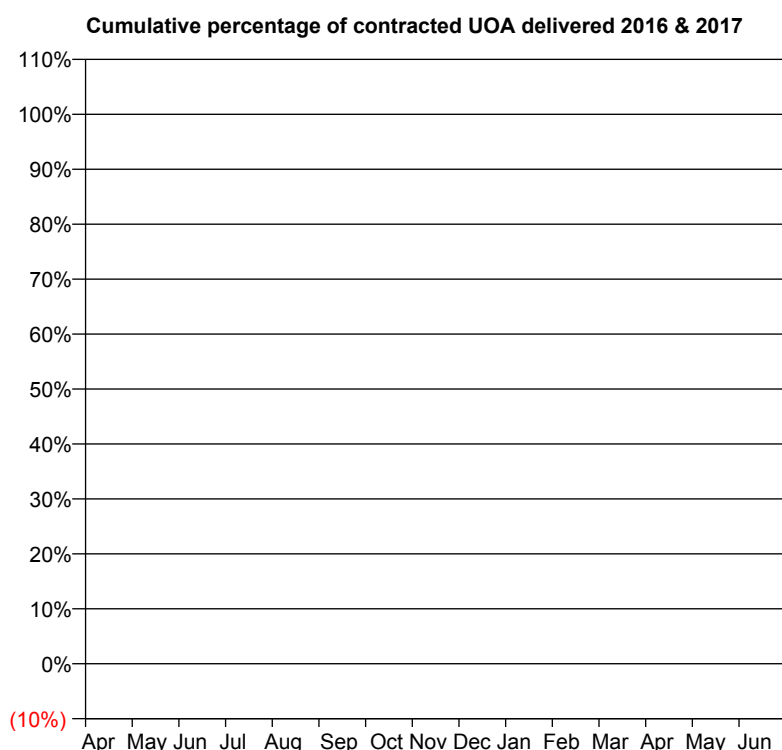
	Contract Quantity	Contract Base Number	Contract *	Region	England
% of all assessments that were assess and fit appliances (rolling 12 month period)	164	382	42.9%	55.8%	56.6%
% of all assessments that were assess and refuse (rolling 12 month period)	28	382	7.3%	11.1%	11.8%
% of all assessments that were assess and review (rolling 12 month period)	190	382	49.7%	33.1%	31.6%
% of terminated courses where treatment was abandoned or discontinued (rolling 12 month period)	25	254	9.8%	8.6%	7.7%
% of completed treatments indicating that PAR score was taken (year to date)	35	228	15.4%	57.9%	58.4%
Rate of removable appliances per 100 fixed appliances - proposed treatment (rolling 12 month period)	20	293	6.83	7.01	5.64
Rate of removable appliances per 100 fixed appliances - completed treatment (rolling 12 month period)	0	1	0.00	6.51	4.81
% of courses of treatment with removable appliances only - proposed treatment (rolling 12 month period)	6	164	3.7%	2.5%	2.0%
% of courses of treatment with removable appliances only - completed treatment (rolling 12 month period)	0	229	0.0%	1.6%	1.5%
% of patients satisfied with the treatment they have received (rolling 12 month period)	9	10	90.0%	95.3%	96.0%

\* Figures in italics indicate that the base number is less than 100.

**Q56 - Vital Signs Orthodontic At a Glance Contract Report for 800759/0002 - March 2017**

Name or company name	MR D JONES	16/17 Contracted general activity (UDA)	1,409
Contract type name	GDS Contract	Carry forward general activity (UDA)	36
Purpose of contract	General	16/17 Contracted orthodontic activity (UOA)	0
Contract start date	28/07/2011	Carry forward orthodontic activity (UOA)	0
Contract end date		Baseline contract value	£27,079.79

ACCESS	Contract	England and Wales
24 month ratio of assessments to patient IDs	1.04	1.09

**ACTIVITY**


Adjusted Scheduled Activity (UOA)		
Month	2016	2017
April	0	0
May	0	4
June	0	7
July	1	14
August	1	14
September	3	19
October	4	22
November	5	22
December	5	23
January	5	23
February	8	24
March	13	35
April	14	
May	14	
June	14	

QUALITY	Contract Quantity	Contract Base Number	Contract *	Region	England
% of all assessments that were assess and fit appliances (rolling 12 month period)	0	37	0.0%	55.8%	56.6%
% of all assessments that were assess and refuse (rolling 12 month period)	0	37	0.0%	11.1%	11.8%
% of all assessments that were assess and review (rolling 12 month period)	37	37	100.0%	33.1%	31.6%
% of terminated courses where treatment was abandoned or discontinued (rolling 12 month period)	0	0	N/A	8.6%	7.7%
% of completed treatments indicating that PAR score was taken (year to date)	0	0	N/A	57.9%	58.4%
Rate of removable appliances per 100 fixed appliances - proposed treatment (rolling 12 month period)	0	0	N/A	7.01	5.64
Rate of removable appliances per 100 fixed appliances - completed treatment (rolling 12 month period)	0	0	N/A	6.51	4.81
% of courses of treatment with removable appliances only - proposed treatment (rolling 12 month period)	0	0	N/A	2.5%	2.0%
% of courses of treatment with removable appliances only - completed treatment (rolling 12 month period)	0	0	N/A	1.6%	1.5%
% of patients satisfied with the treatment they have received (rolling 12 month period)	0	0	N/A	95.3%	96.0%

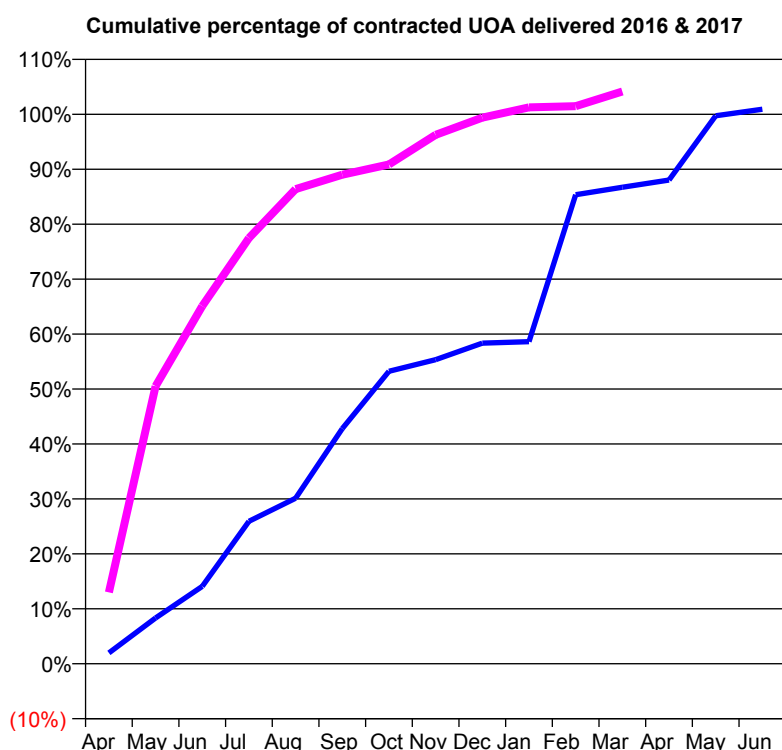
\* Figures in italics indicate that the base number is less than 100.



**Q56 - Vital Signs Orthodontic At a Glance Contract Report for 817899/0003 - March 2017**

Name or company name	MRS AM BRANCH	16/17 Contracted general activity (UDA)	0
Contract type name	PDS Contract	Carry forward general activity (UDA)	0
Purpose of contract	Orthodontic	16/17 Contracted orthodontic activity (UOA)	1,762
Contract start date	05/01/2015	Carry forward orthodontic activity (UOA)	-16
Contract end date	31/03/2018	Baseline contract value	£111,511.21

ACCESS	Contract	England and Wales
24 month ratio of assessments to patient IDs	1.16	1.09

**ACTIVITY**


Month	Adjusted Scheduled Activity (UOA)	
	2016	2017
April	35	229
May	147	890
June	248	1,147
July	457	1,365
August	531	1,522
September	754	1,568
October	938	1,601
November	975	1,696
December	1,028	1,751
January	1,033	1,784
February	1,504	1,788
March	1,528	1,835
April	1,551	
May	1,757	
June	1,778	

**QUALITY**

	Contract Quantity	Contract Base Number	Contract *	Region	England
% of all assessments that were assess and fit appliances (rolling 12 month period)	94	210	44.8%	55.8%	56.6%
% of all assessments that were assess and refuse (rolling 12 month period)	15	210	7.1%	11.1%	11.8%
% of all assessments that were assess and review (rolling 12 month period)	101	210	48.1%	33.1%	31.6%
% of terminated courses where treatment was abandoned or discontinued (rolling 12 month period)	5	81	6.2%	8.6%	7.7%
% of completed treatments indicating that PAR score was taken (year to date)	66	76	86.8%	57.9%	58.4%
Rate of removable appliances per 100 fixed appliances - proposed treatment (rolling 12 month period)	1	184	0.54	7.01	5.64
Rate of removable appliances per 100 fixed appliances - completed treatment (rolling 12 month period)	3	144	2.08	6.51	4.81
% of courses of treatment with removable appliances only - proposed treatment (rolling 12 month period)	0	94	0.0%	2.5%	2.0%
% of courses of treatment with removable appliances only - completed treatment (rolling 12 month period)	1	76	1.3%	1.6%	1.5%
% of patients satisfied with the treatment they have received (rolling 12 month period)	4	4	100.0%	95.3%	96.0%

\* Figures in italics indicate that the base number is less than 100.

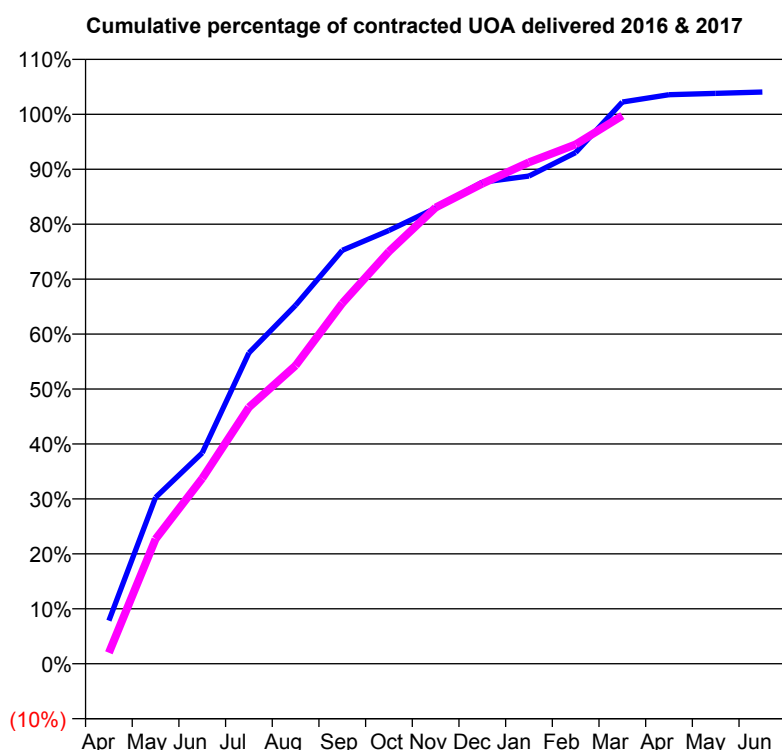
**Q56 - Vital Signs Orthodontic At a Glance Contract Report for 822493/0001 - March 2017**

Name or company name	MR AR HARE
Contract type name	PDS Contract
Purpose of contract	Orthodontic
Contract start date	01/04/2006
Contract end date	31/03/2018

16/17 Contracted general activity (UDA)	0
Carry forward general activity (UDA)	0
16/17 Contracted orthodontic activity (UOA)	10,244
Carry forward orthodontic activity (UOA)	-205
Baseline contract value	£631,538.47

**ACCESS**

	Contract	England and Wales
24 month ratio of assessments to patient IDs	1.01	1.09

**ACTIVITY**


Month	Adjusted Scheduled Activity (UOA)	
	2016	2017
April	803	205
May	3,102	2,326
June	3,931	3,457
July	5,797	4,782
August	6,684	5,559
September	7,708	6,721
October	8,079	7,684
November	8,497	8,505
December	8,977	8,950
January	9,093	9,348
February	9,530	9,682
March	10,471	10,218
April	10,610	
May	10,633	
June	10,658	

**QUALITY**

	Contract Quantity	Contract Base Number	Contract *	Region	England
% of all assessments that were assess and fit appliances (rolling 12 month period)	477	788	60.5%	55.8%	56.6%
% of all assessments that were assess and refuse (rolling 12 month period)	128	788	16.2%	11.1%	11.8%
% of all assessments that were assess and review (rolling 12 month period)	183	788	23.2%	33.1%	31.6%
% of terminated courses where treatment was abandoned or discontinued (rolling 12 month period)	28	456	6.1%	8.6%	7.7%
% of completed treatments indicating that PAR score was taken (year to date)	421	428	98.4%	57.9%	58.4%
Rate of removable appliances per 100 fixed appliances - proposed treatment (rolling 12 month period)	103	923	11.16	7.01	5.64
Rate of removable appliances per 100 fixed appliances - completed treatment (rolling 12 month period)	93	824	11.29	6.51	4.81
% of courses of treatment with removable appliances only - proposed treatment (rolling 12 month period)	11	477	2.3%	2.5%	2.0%
% of courses of treatment with removable appliances only - completed treatment (rolling 12 month period)	8	428	1.9%	1.6%	1.5%
% of patients satisfied with the treatment they have received (rolling 12 month period)	35	36	97.2%	95.3%	96.0%

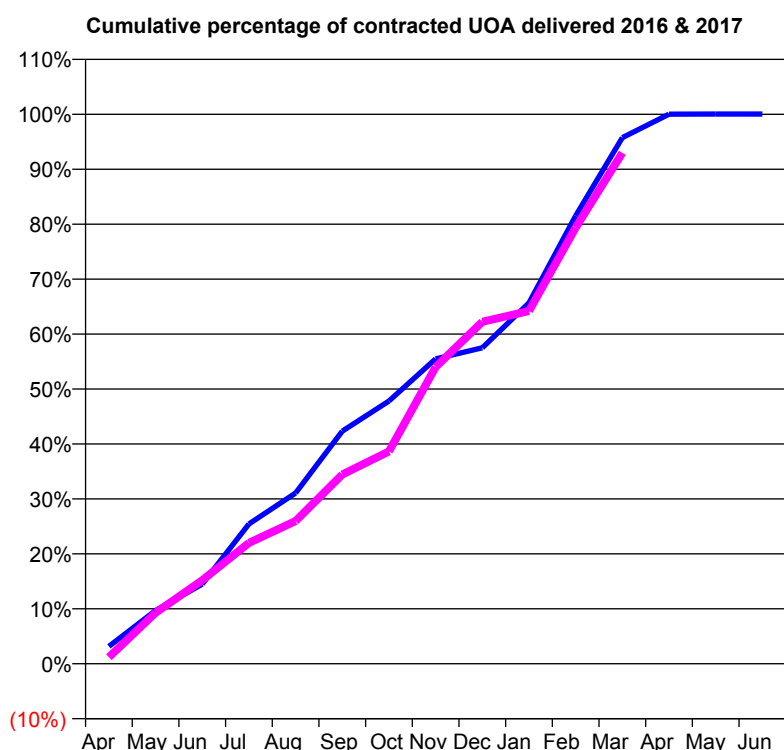
\* Figures in italics indicate that the base number is less than 100.

**Q56 - Vital Signs Orthodontic At a Glance Contract Report for 822493/0002 - March 2017**

Name or company name	MR AR HARE
Contract type name	PDS Contract
Purpose of contract	Orthodontic
Contract start date	01/04/2006
Contract end date	31/03/2018

16/17 Contracted general activity (UDA)	0
Carry forward general activity (UDA)	0
16/17 Contracted orthodontic activity (UOA)	7,593
Carry forward orthodontic activity (UOA)	-4
Baseline contract value	£468,172.97

ACCESS	Contract	England and Wales
24 month ratio of assessments to patient IDs	1.04	1.09

**ACTIVITY**


Month	Adjusted Scheduled Activity (UOA)	
	2016	2017
April	240	92
May	736	704
June	1,102	1,154
July	1,934	1,671
August	2,361	1,973
September	3,217	2,615
October	3,633	2,935
November	4,216	4,100
December	4,369	4,725
January	4,991	4,874
February	6,195	6,027
March	7,275	7,059
April	7,601	
May	7,603	
June	7,603	

QUALITY	Contract Quantity	Contract Base Number	Contract *	Region	England
% of all assessments that were assess and fit appliances (rolling 12 month period)	351	470	74.7%	55.8%	56.6%
% of all assessments that were assess and refuse (rolling 12 month period)	47	470	10.0%	11.1%	11.8%
% of all assessments that were assess and review (rolling 12 month period)	72	470	15.3%	33.1%	31.6%
% of terminated courses where treatment was abandoned or discontinued (rolling 12 month period)	35	241	14.5%	8.6%	7.7%
% of completed treatments indicating that PAR score was taken (year to date)	204	206	99.0%	57.9%	58.4%
Rate of removable appliances per 100 fixed appliances - proposed treatment (rolling 12 month period)	111	686	16.18	7.01	5.64
Rate of removable appliances per 100 fixed appliances - completed treatment (rolling 12 month period)	54	395	13.67	6.51	4.81
% of courses of treatment with removable appliances only - proposed treatment (rolling 12 month period)	6	351	1.7%	2.5%	2.0%
% of courses of treatment with removable appliances only - completed treatment (rolling 12 month period)	6	206	2.9%	1.6%	1.5%
% of patients satisfied with the treatment they have received (rolling 12 month period)	10	11	90.9%	95.3%	96.0%

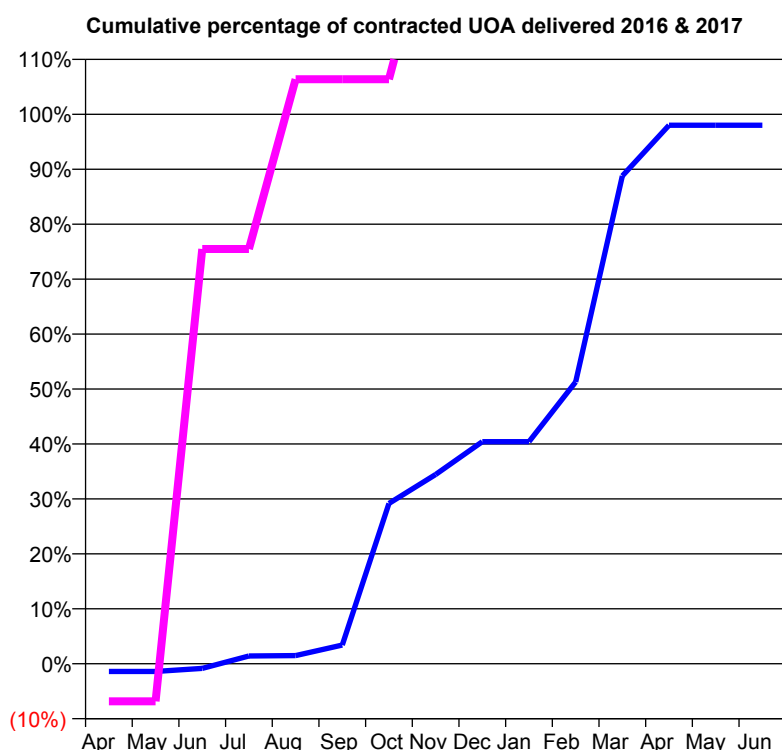
\* Figures in italics indicate that the base number is less than 100.

**Q56 - Vital Signs Orthodontic At a Glance Contract Report for 827134/0006 - March 2017**

Name or company name	MR JG PLUMMER
Contract type name	GDS Contract
Purpose of contract	General and Orthodontic
Contract start date	01/04/2006
Contract end date	

16/17 Contracted general activity (UDA)	13,778
Carry forward general activity (UDA)	180
16/17 Contracted orthodontic activity (UOA)	408
Carry forward orthodontic activity (UOA)	28
Baseline contract value	£554,633.23

ACCESS	Contract	England and Wales
24 month ratio of assessments to patient IDs	1.00	1.09

**ACTIVITY**


Month	Adjusted Scheduled Activity (UOA)	
	2016	2017
April	-20	-28
May	-20	-28
June	-12	308
July	20	308
August	21	434
September	48	434
October	411	434
November	485	562
December	569	562
January	569	563
February	722	563
March	1,250	799
April	1,380	
May	1,380	
June	1,380	

**QUALITY**

	Contract Quantity	Contract Base Number	Contract *	Region	England
% of all assessments that were assess and fit appliances (rolling 12 month period)	45	57	78.9%	55.8%	56.6%
% of all assessments that were assess and refuse (rolling 12 month period)	0	57	0.0%	11.1%	11.8%
% of all assessments that were assess and review (rolling 12 month period)	12	57	21.1%	33.1%	31.6%
% of terminated courses where treatment was abandoned or discontinued (rolling 12 month period)	5	42	11.9%	8.6%	7.7%
% of completed treatments indicating that PAR score was taken (year to date)	0	37	0.0%	57.9%	58.4%
Rate of removable appliances per 100 fixed appliances - proposed treatment (rolling 12 month period)	0	90	0.00	7.01	5.64
Rate of removable appliances per 100 fixed appliances - completed treatment (rolling 12 month period)	0	74	0.00	6.51	4.81
% of courses of treatment with removable appliances only - proposed treatment (rolling 12 month period)	0	45	0.0%	2.5%	2.0%
% of courses of treatment with removable appliances only - completed treatment (rolling 12 month period)	0	37	0.0%	1.6%	1.5%
% of patients satisfied with the treatment they have received (rolling 12 month period)	2	2	100.0%	95.3%	96.0%

\* Figures in italics indicate that the base number is less than 100.

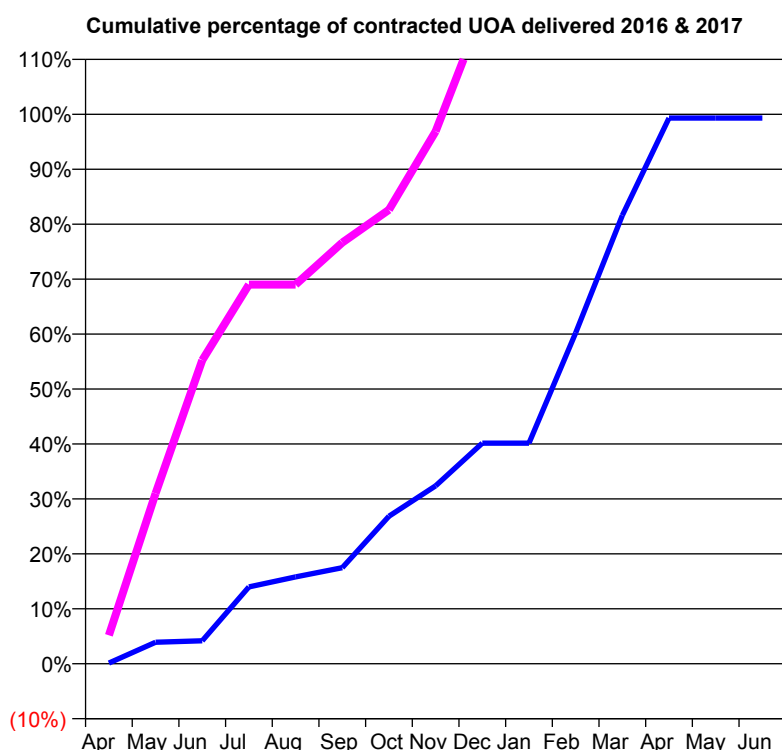
**Q56 - Vital Signs Orthodontic At a Glance Contract Report for 827134/0007 - March 2017**

Name or company name	MR JG PLUMMER
Contract type name	GDS Contract
Purpose of contract	General and Orthodontic
Contract start date	01/04/2006
Contract end date	

16/17 Contracted general activity (UDA)	17,482
Carry forward general activity (UDA)	609
16/17 Contracted orthodontic activity (UOA)	771
Carry forward orthodontic activity (UOA)	10
Baseline contract value	£697,818.48

**ACCESS**

	Contract	England and Wales
24 month ratio of assessments to patient IDs	1.22	1.09

**ACTIVITY**


Month	Adjusted Scheduled Activity (UOA)	
	2016	2017
April	2	40
May	56	239
June	60	426
July	200	532
August	226	532
September	250	591
October	384	637
November	463	747
December	574	915
January	574	1,045
February	861	1,108
March	1,167	1,341
April	1,420	
May	1,420	
June	1,420	

**QUALITY**

	Contract Quantity	Contract Base Number	Contract *	Region	England
% of all assessments that were assess and fit appliances (rolling 12 month period)	67	264	25.4%	55.8%	56.6%
% of all assessments that were assess and refuse (rolling 12 month period)	0	264	0.0%	11.1%	11.8%
% of all assessments that were assess and review (rolling 12 month period)	197	264	74.6%	33.1%	31.6%
% of terminated courses where treatment was abandoned or discontinued (rolling 12 month period)	5	51	9.8%	8.6%	7.7%
% of completed treatments indicating that PAR score was taken (year to date)	1	46	2.2%	57.9%	58.4%
Rate of removable appliances per 100 fixed appliances - proposed treatment (rolling 12 month period)	0	132	0.00	7.01	5.64
Rate of removable appliances per 100 fixed appliances - completed treatment (rolling 12 month period)	0	91	0.00	6.51	4.81
% of courses of treatment with removable appliances only - proposed treatment (rolling 12 month period)	0	67	0.0%	2.5%	2.0%
% of courses of treatment with removable appliances only - completed treatment (rolling 12 month period)	0	46	0.0%	1.6%	1.5%
% of patients satisfied with the treatment they have received (rolling 12 month period)	1	1	100.0%	95.3%	96.0%

\* Figures in italics indicate that the base number is less than 100.

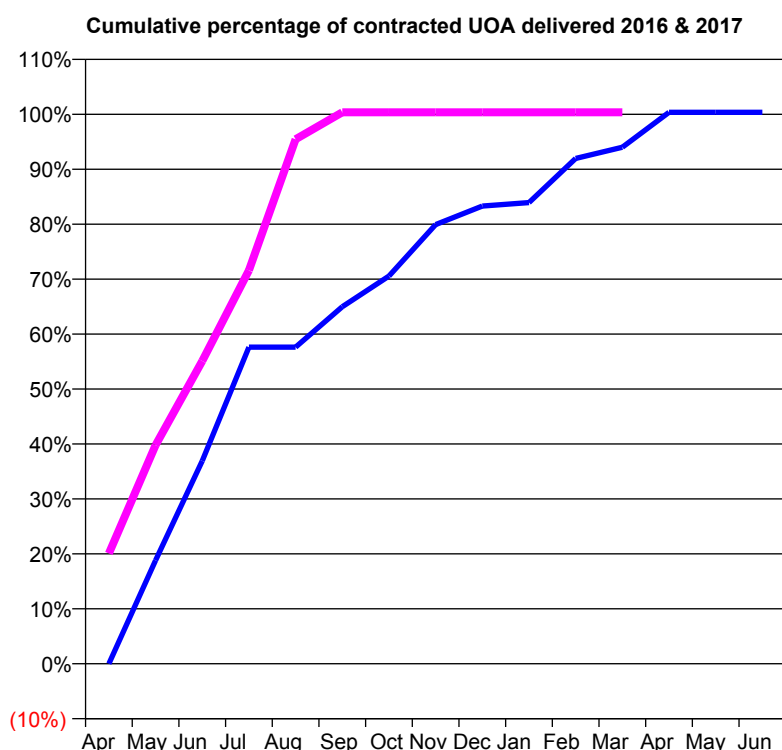
**Q56 - Vital Signs Orthodontic At a Glance Contract Report for 827134/0008 - March 2017**

Name or company name	MR JG PLUMMER
Contract type name	GDS Contract
Purpose of contract	General and Orthodontic
Contract start date	01/04/2006
Contract end date	

16/17 Contracted general activity (UDA)	25,930
Carry forward general activity (UDA)	882
16/17 Contracted orthodontic activity (UOA)	1,430
Carry forward orthodontic activity (UOA)	1
Baseline contract value	£842,438.28

**ACCESS**

	Contract	England and Wales
24 month ratio of assessments to patient IDs	1.19	1.09

**ACTIVITY**


Month	Adjusted Scheduled Activity (UOA)	
	2016	2017
April	0	287
May	269	569
June	528	788
July	824	1,024
August	824	1,365
September	929	1,435
October	1,009	1,435
November	1,143	1,435
December	1,191	1,435
January	1,200	1,435
February	1,315	1,435
March	1,344	1,435
April	1,435	
May	1,435	
June	1,435	

**QUALITY**

	Contract Quantity	Contract Base Number	Contract *	Region	England
% of all assessments that were assess and fit appliances (rolling 12 month period)	67	204	32.8%	55.8%	56.6%
% of all assessments that were assess and refuse (rolling 12 month period)	35	204	17.2%	11.1%	11.8%
% of all assessments that were assess and review (rolling 12 month period)	102	204	50.0%	33.1%	31.6%
% of terminated courses where treatment was abandoned or discontinued (rolling 12 month period)	2	37	5.4%	8.6%	7.7%
% of completed treatments indicating that PAR score was taken (year to date)	35	35	100.0%	57.9%	58.4%
Rate of removable appliances per 100 fixed appliances - proposed treatment (rolling 12 month period)	0	134	0.00	7.01	5.64
Rate of removable appliances per 100 fixed appliances - completed treatment (rolling 12 month period)	0	68	0.00	6.51	4.81
% of courses of treatment with removable appliances only - proposed treatment (rolling 12 month period)	0	67	0.0%	2.5%	2.0%
% of courses of treatment with removable appliances only - completed treatment (rolling 12 month period)	0	35	0.0%	1.6%	1.5%
% of patients satisfied with the treatment they have received (rolling 12 month period)	1	1	100.0%	95.3%	96.0%

\* Figures in italics indicate that the base number is less than 100.

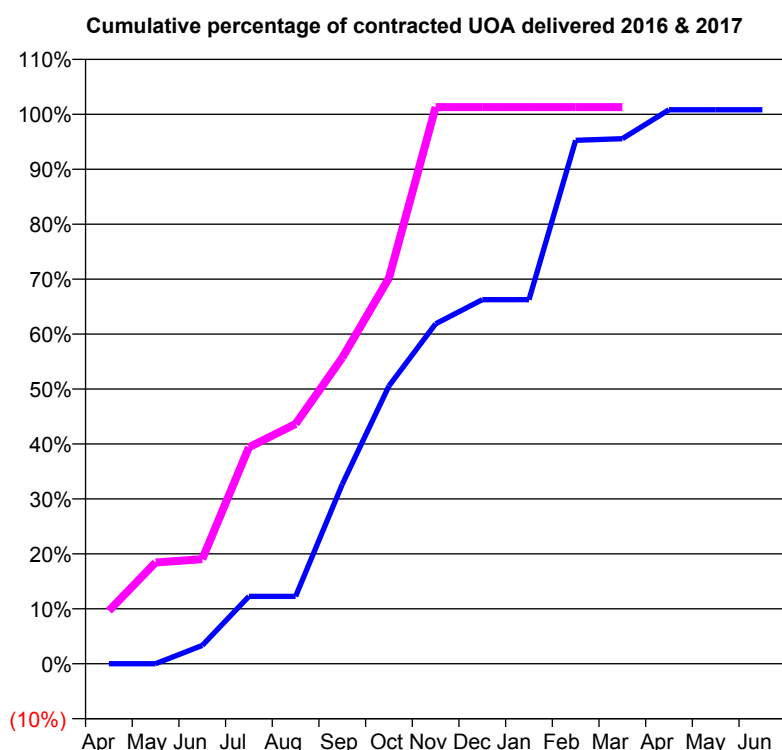
**Q56 - Vital Signs Orthodontic At a Glance Contract Report for 827134/0009 - March 2017**

Name or company name	MR JG PLUMMER
Contract type name	GDS Contract
Purpose of contract	General and Orthodontic
Contract start date	01/04/2006
Contract end date	

16/17 Contracted general activity (UDA)	32,392
Carry forward general activity (UDA)	1,115
16/17 Contracted orthodontic activity (UOA)	1,980
Carry forward orthodontic activity (UOA)	-16
Baseline contract value	£1,068,301.66

**ACCESS**

	Contract	England and Wales
24 month ratio of assessments to patient IDs	1.15	1.09

**ACTIVITY**


Month	Adjusted Scheduled Activity (UOA)	
	2016	2017
April	0	191
May	0	365
June	66	377
July	243	780
August	243	864
September	647	1,103
October	1,001	1,390
November	1,225	2,006
December	1,312	2,006
January	1,312	2,006
February	1,886	2,006
March	1,892	2,006
April	1,996	
May	1,996	
June	1,996	

**QUALITY**

	Contract Quantity	Contract Base Number	Contract *	Region	England
% of all assessments that were assess and fit appliances (rolling 12 month period)	98	239	41.0%	55.8%	56.6%
% of all assessments that were assess and refuse (rolling 12 month period)	3	239	1.3%	11.1%	11.8%
% of all assessments that were assess and review (rolling 12 month period)	138	239	57.7%	33.1%	31.6%
% of terminated courses where treatment was abandoned or discontinued (rolling 12 month period)	5	54	9.3%	8.6%	7.7%
% of completed treatments indicating that PAR score was taken (year to date)	34	49	69.4%	57.9%	58.4%
Rate of removable appliances per 100 fixed appliances - proposed treatment (rolling 12 month period)	1	168	0.60	7.01	5.64
Rate of removable appliances per 100 fixed appliances - completed treatment (rolling 12 month period)	0	92	0.00	6.51	4.81
% of courses of treatment with removable appliances only - proposed treatment (rolling 12 month period)	1	98	1.0%	2.5%	2.0%
% of courses of treatment with removable appliances only - completed treatment (rolling 12 month period)	0	49	0.0%	1.6%	1.5%
% of patients satisfied with the treatment they have received (rolling 12 month period)	2	3	66.7%	95.3%	96.0%

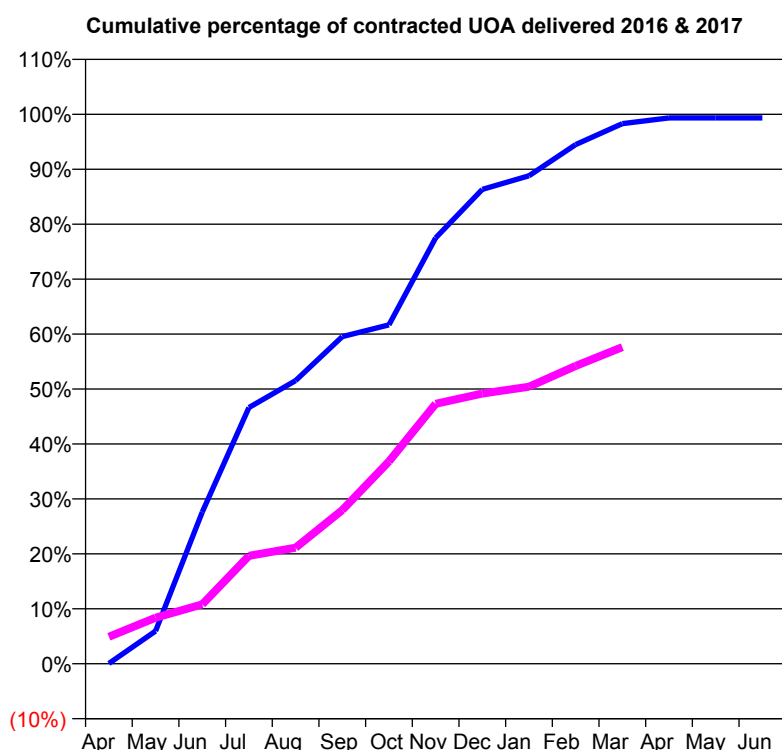
\* Figures in italics indicate that the base number is less than 100.

**Q56 - Vital Signs Orthodontic At a Glance Contract Report for 827134/0010 - March 2017**

Name or company name	MR JG PLUMMER
Contract type name	Pilot Contract
Purpose of contract	General and Orthodontic
Contract start date	01/04/2006
Contract end date	

16/17 Contracted general activity (UDA)	51,443
Carry forward general activity (UDA)	0
16/17 Contracted orthodontic activity (UOA)	4,020
Carry forward orthodontic activity (UOA)	-22
Baseline contract value	£1,645,053.02

ACCESS	Contract	England and Wales
24 month ratio of assessments to patient IDs	1.25	1.09

**ACTIVITY**


Month	Adjusted Scheduled Activity (UOA)	
	2016	2017
April	2	198
May	164	337
June	759	435
July	1,282	790
August	1,417	849
September	1,637	1,124
October	1,696	1,480
November	2,131	1,902
December	2,374	1,977
January	2,442	2,027
February	2,598	2,179
March	2,703	2,316
April	2,732	
May	2,732	
June	2,732	

**QUALITY**

	Contract Quantity	Contract Base Number	Contract *	Region	England
% of all assessments that were assess and fit appliances (rolling 12 month period)	95	424	22.4%	55.8%	56.6%
% of all assessments that were assess and refuse (rolling 12 month period)	5	424	1.2%	11.1%	11.8%
% of all assessments that were assess and review (rolling 12 month period)	324	424	76.4%	33.1%	31.6%
% of terminated courses where treatment was abandoned or discontinued (rolling 12 month period)	6	123	4.9%	8.6%	7.7%
% of completed treatments indicating that PAR score was taken (year to date)	44	117	37.6%	57.9%	58.4%
Rate of removable appliances per 100 fixed appliances - proposed treatment (rolling 12 month period)	0	178	0.00	7.01	5.64
Rate of removable appliances per 100 fixed appliances - completed treatment (rolling 12 month period)	1	225	0.44	6.51	4.81
% of courses of treatment with removable appliances only - proposed treatment (rolling 12 month period)	0	95	0.0%	2.5%	2.0%
% of courses of treatment with removable appliances only - completed treatment (rolling 12 month period)	0	117	0.0%	1.6%	1.5%
% of patients satisfied with the treatment they have received (rolling 12 month period)	4	4	100.0%	95.3%	96.0%

\* Figures in italics indicate that the base number is less than 100.

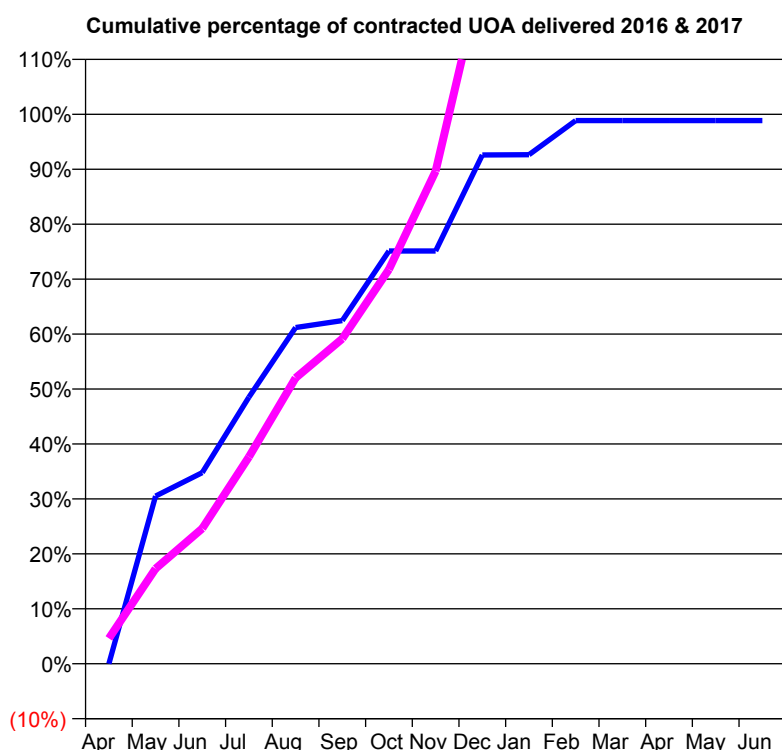


**Q56 - Vital Signs Orthodontic At a Glance Contract Report for 827134/0012 - March 2017**

Name or company name	MR JG PLUMMER
Contract type name	GDS Contract
Purpose of contract	General and Orthodontic
Contract start date	01/04/2006
Contract end date	

16/17 Contracted general activity (UDA)	22,126
Carry forward general activity (UDA)	594
16/17 Contracted orthodontic activity (UOA)	1,190
Carry forward orthodontic activity (UOA)	11
Baseline contract value	£817,577.63

ACCESS	Contract	England and Wales
24 month ratio of assessments to patient IDs	1.09	1.09

**ACTIVITY**


Month	Adjusted Scheduled Activity (UOA)	
	2016	2017
April	0	55
May	638	206
June	727	293
July	1,014	448
August	1,279	619
September	1,305	704
October	1,570	854
November	1,570	1,067
December	1,935	1,496
January	1,936	1,583
February	2,066	1,734
March	2,066	1,797
April	2,066	
May	2,066	
June	2,066	

QUALITY	Contract Quantity	Contract Base Number	Contract *	Region	England
% of all assessments that were assess and fit appliances (rolling 12 month period)	84	128	65.6%	55.8%	56.6%
% of all assessments that were assess and refuse (rolling 12 month period)	6	128	4.7%	11.1%	11.8%
% of all assessments that were assess and review (rolling 12 month period)	38	128	29.7%	33.1%	31.6%
% of terminated courses where treatment was abandoned or discontinued (rolling 12 month period)	17	96	17.7%	8.6%	7.7%
% of completed treatments indicating that PAR score was taken (year to date)	59	79	74.7%	57.9%	58.4%
Rate of removable appliances per 100 fixed appliances - proposed treatment (rolling 12 month period)	0	144	0.00	7.01	5.64
Rate of removable appliances per 100 fixed appliances - completed treatment (rolling 12 month period)	1	156	0.64	6.51	4.81
% of courses of treatment with removable appliances only - proposed treatment (rolling 12 month period)	0	84	0.0%	2.5%	2.0%
% of courses of treatment with removable appliances only - completed treatment (rolling 12 month period)	0	79	0.0%	1.6%	1.5%
% of patients satisfied with the treatment they have received (rolling 12 month period)	5	5	100.0%	95.3%	96.0%

\* Figures in italics indicate that the base number is less than 100.

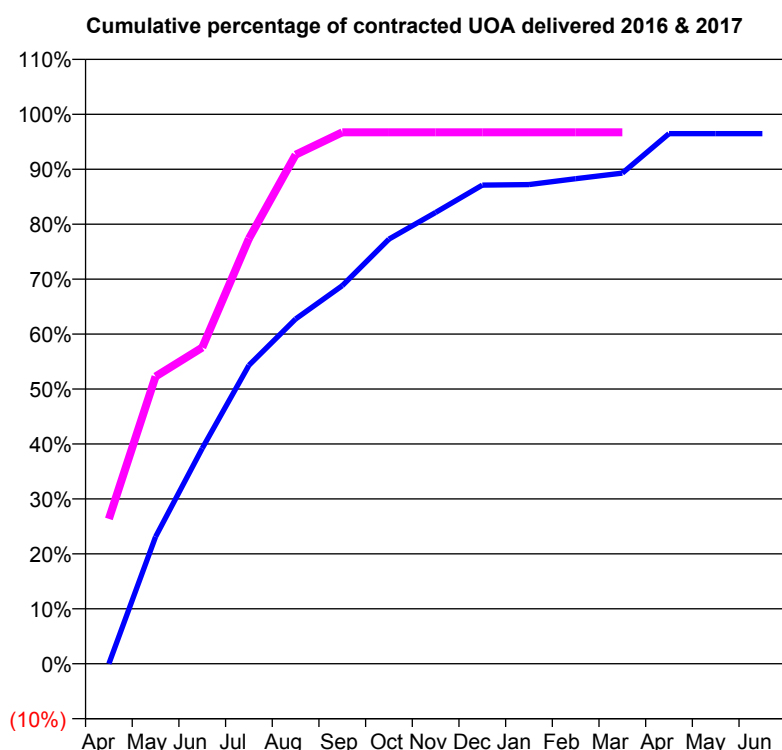
**Q56 - Vital Signs Orthodontic At a Glance Contract Report for 827134/0013 - March 2017**

Name or company name	MR JG PLUMMER
Contract type name	GDS Contract
Purpose of contract	General and Orthodontic
Contract start date	01/04/2006
Contract end date	

16/17 Contracted general activity (UDA)	24,945
Carry forward general activity (UDA)	940
16/17 Contracted orthodontic activity (UOA)	2,064
Carry forward orthodontic activity (UOA)	58
Baseline contract value	£877,312.34

**ACCESS**

	Contract	England and Wales
24 month ratio of assessments to patient IDs	1.16	1.09

**ACTIVITY**


Month	Adjusted Scheduled Activity (UOA)	
	2016	2017
April	0	544
May	477	1,079
June	809	1,188
July	1,121	1,597
August	1,295	1,912
September	1,420	1,996
October	1,595	1,996
November	1,695	1,996
December	1,798	1,996
January	1,800	1,996
February	1,822	1,996
March	1,843	1,996
April	1,991	
May	1,991	
June	1,991	

**QUALITY**

	Contract Quantity	Contract Base Number	Contract *	Region	England
% of all assessments that were assess and fit appliances (rolling 12 month period)	102	162	63.0%	55.8%	56.6%
% of all assessments that were assess and refuse (rolling 12 month period)	24	162	14.8%	11.1%	11.8%
% of all assessments that were assess and review (rolling 12 month period)	36	162	22.2%	33.1%	31.6%
% of terminated courses where treatment was abandoned or discontinued (rolling 12 month period)	25	112	22.3%	8.6%	7.7%
% of completed treatments indicating that PAR score was taken (year to date)	82	87	94.3%	57.9%	58.4%
Rate of removable appliances per 100 fixed appliances - proposed treatment (rolling 12 month period)	0	202	0.00	7.01	5.64
Rate of removable appliances per 100 fixed appliances - completed treatment (rolling 12 month period)	3	171	1.75	6.51	4.81
% of courses of treatment with removable appliances only - proposed treatment (rolling 12 month period)	0	102	0.0%	2.5%	2.0%
% of courses of treatment with removable appliances only - completed treatment (rolling 12 month period)	0	87	0.0%	1.6%	1.5%
% of patients satisfied with the treatment they have received (rolling 12 month period)	2	3	66.7%	95.3%	96.0%

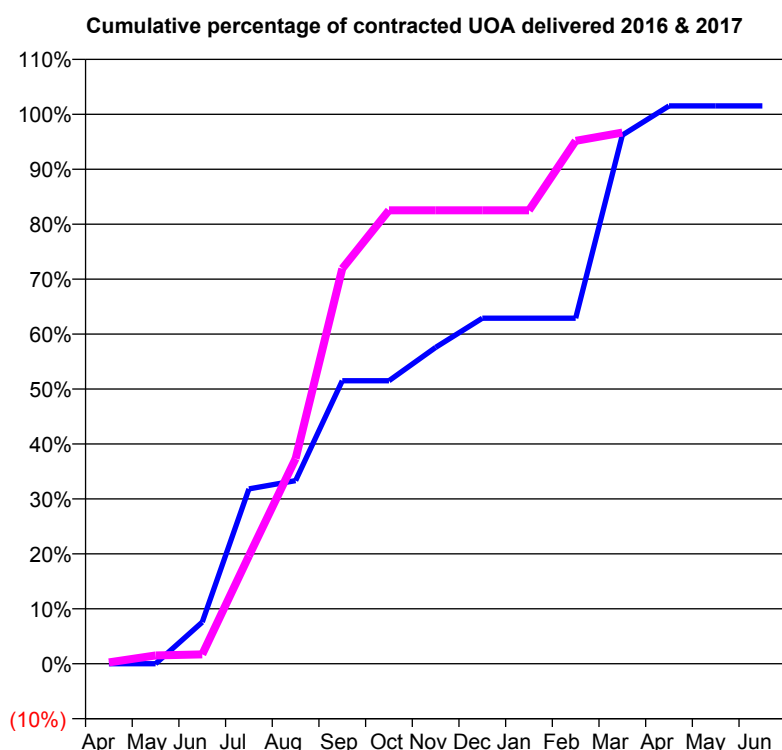
\* Figures in italics indicate that the base number is less than 100.

**Q56 - Vital Signs Orthodontic At a Glance Contract Report for 827134/0014 - March 2017**

Name or company name	MR JG PLUMMER
Contract type name	GDS Contract
Purpose of contract	General and Orthodontic
Contract start date	01/04/2006
Contract end date	

16/17 Contracted general activity (UDA)	15,368
Carry forward general activity (UDA)	390
16/17 Contracted orthodontic activity (UOA)	396
Carry forward orthodontic activity (UOA)	-1
Baseline contract value	£511,579.58

ACCESS	Contract	England and Wales
24 month ratio of assessments to patient IDs	1.07	1.09

**ACTIVITY**


Month	Adjusted Scheduled Activity (UOA)	
	2016	2017
April	0	1
May	0	6
June	30	7
July	126	78
August	132	148
September	204	285
October	204	327
November	228	327
December	249	327
January	249	327
February	249	377
March	381	383
April	402	
May	402	
June	402	

QUALITY	Contract Quantity	Contract Base Number	Contract *	Region	England
% of all assessments that were assess and fit appliances (rolling 12 month period)	16	84	19.0%	55.8%	56.6%
% of all assessments that were assess and refuse (rolling 12 month period)	1	84	1.2%	11.1%	11.8%
% of all assessments that were assess and review (rolling 12 month period)	67	84	79.8%	33.1%	31.6%
% of terminated courses where treatment was abandoned or discontinued (rolling 12 month period)	1	7	14.3%	8.6%	7.7%
% of completed treatments indicating that PAR score was taken (year to date)	0	6	0.0%	57.9%	58.4%
Rate of removable appliances per 100 fixed appliances - proposed treatment (rolling 12 month period)	0	32	0.00	7.01	5.64
Rate of removable appliances per 100 fixed appliances - completed treatment (rolling 12 month period)	0	10	0.00	6.51	4.81
% of courses of treatment with removable appliances only - proposed treatment (rolling 12 month period)	0	16	0.0%	2.5%	2.0%
% of courses of treatment with removable appliances only - completed treatment (rolling 12 month period)	0	6	0.0%	1.6%	1.5%
% of patients satisfied with the treatment they have received (rolling 12 month period)	2	2	100.0%	95.3%	96.0%

\* Figures in italics indicate that the base number is less than 100.

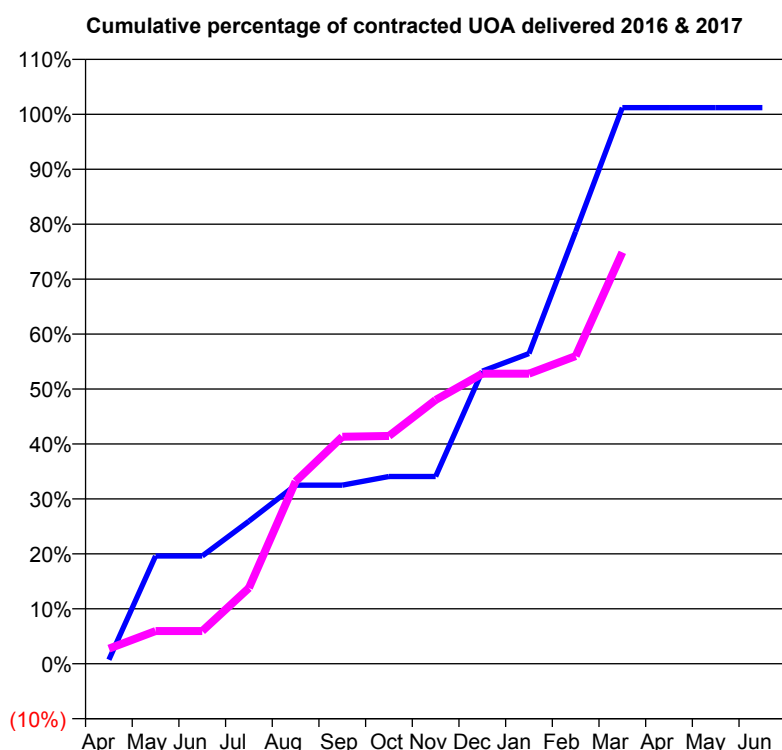
**Q56 - Vital Signs Orthodontic At a Glance Contract Report for 827134/0015 - March 2017**

Name or company name	MR JG PLUMMER
Contract type name	GDS Contract
Purpose of contract	General and Orthodontic
Contract start date	01/04/2006
Contract end date	

16/17 Contracted general activity (UDA)	51,722
Carry forward general activity (UDA)	1,394
16/17 Contracted orthodontic activity (UOA)	1,341
Carry forward orthodontic activity (UOA)	-16
Baseline contract value	£1,406,848.51

**ACCESS**

	Contract	England and Wales
24 month ratio of assessments to patient IDs	1.09	1.09

**ACTIVITY**


Month	Adjusted Scheduled Activity (UOA)	
	2016	2017
April	10	37
May	263	80
June	263	80
July	348	185
August	436	445
September	436	554
October	457	556
November	457	644
December	714	708
January	757	708
February	1,055	751
March	1,357	1,004
April	1,357	
May	1,357	
June	1,357	

**QUALITY**

	Contract Quantity	Contract Base Number	Contract *	Region	England
% of all assessments that were assess and fit appliances (rolling 12 month period)	46	68	67.6%	55.8%	56.6%
% of all assessments that were assess and refuse (rolling 12 month period)	3	68	4.4%	11.1%	11.8%
% of all assessments that were assess and review (rolling 12 month period)	19	68	27.9%	33.1%	31.6%
% of terminated courses where treatment was abandoned or discontinued (rolling 12 month period)	3	41	7.3%	8.6%	7.7%
% of completed treatments indicating that PAR score was taken (year to date)	32	38	84.2%	57.9%	58.4%
Rate of removable appliances per 100 fixed appliances - proposed treatment (rolling 12 month period)	0	90	0.00	7.01	5.64
Rate of removable appliances per 100 fixed appliances - completed treatment (rolling 12 month period)	1	75	1.33	6.51	4.81
% of courses of treatment with removable appliances only - proposed treatment (rolling 12 month period)	0	46	0.0%	2.5%	2.0%
% of courses of treatment with removable appliances only - completed treatment (rolling 12 month period)	0	38	0.0%	1.6%	1.5%
% of patients satisfied with the treatment they have received (rolling 12 month period)	0	0	N/A	95.3%	96.0%

\* Figures in italics indicate that the base number is less than 100.

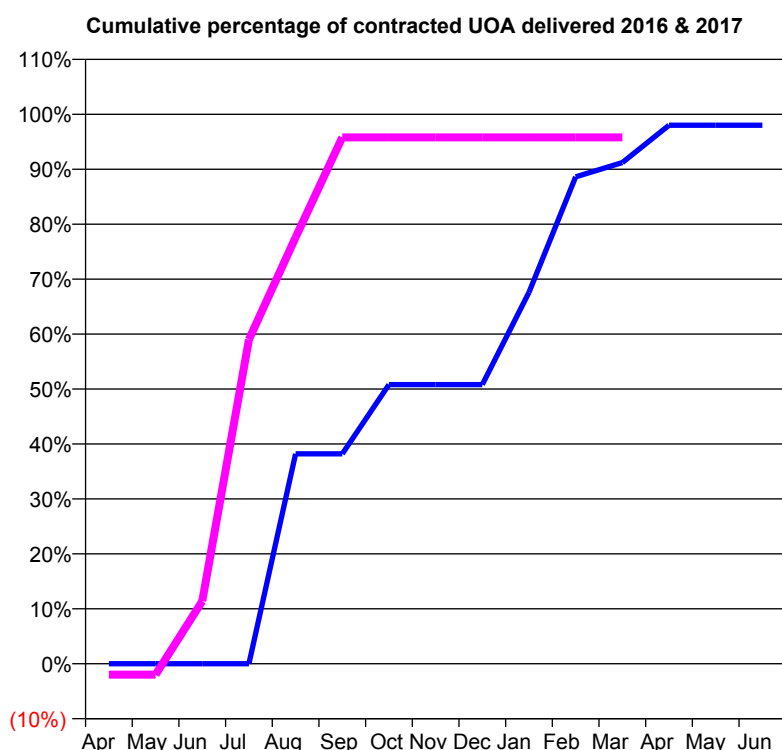
**Q56 - Vital Signs Orthodontic At a Glance Contract Report for 827134/0016 - March 2017**

Name or company name	MR JG PLUMMER
Contract type name	GDS Contract
Purpose of contract	General and Orthodontic
Contract start date	01/04/2006
Contract end date	

16/17 Contracted general activity (UDA)	20,424
Carry forward general activity (UDA)	18
16/17 Contracted orthodontic activity (UOA)	500
Carry forward orthodontic activity (UOA)	10
Baseline contract value	£624,811.22

**ACCESS**

	Contract	England and Wales
24 month ratio of assessments to patient IDs	1.01	1.09

**ACTIVITY**


Month	Adjusted Scheduled Activity (UOA)	
	2016	2017
April	0	-10
May	0	-10
June	0	57
July	0	295
August	191	388
September	191	479
October	254	479
November	254	479
December	254	479
January	338	479
February	443	479
March	456	479
April	490	
May	490	
June	490	

**QUALITY**

	Contract Quantity	Contract Base Number	Contract *	Region	England
% of all assessments that were assess and fit appliances (rolling 12 month period)	25	58	43.1%	55.8%	56.6%
% of all assessments that were assess and refuse (rolling 12 month period)	0	58	0.0%	11.1%	11.8%
% of all assessments that were assess and review (rolling 12 month period)	33	58	56.9%	33.1%	31.6%
% of terminated courses where treatment was abandoned or discontinued (rolling 12 month period)	9	42	21.4%	8.6%	7.7%
% of completed treatments indicating that PAR score was taken (year to date)	3	33	9.1%	57.9%	58.4%
Rate of removable appliances per 100 fixed appliances - proposed treatment (rolling 12 month period)	0	50	0.00	7.01	5.64
Rate of removable appliances per 100 fixed appliances - completed treatment (rolling 12 month period)	0	63	0.00	6.51	4.81
% of courses of treatment with removable appliances only - proposed treatment (rolling 12 month period)	0	25	0.0%	2.5%	2.0%
% of courses of treatment with removable appliances only - completed treatment (rolling 12 month period)	0	33	0.0%	1.6%	1.5%
% of patients satisfied with the treatment they have received (rolling 12 month period)	1	1	100.0%	95.3%	96.0%

\* Figures in italics indicate that the base number is less than 100.

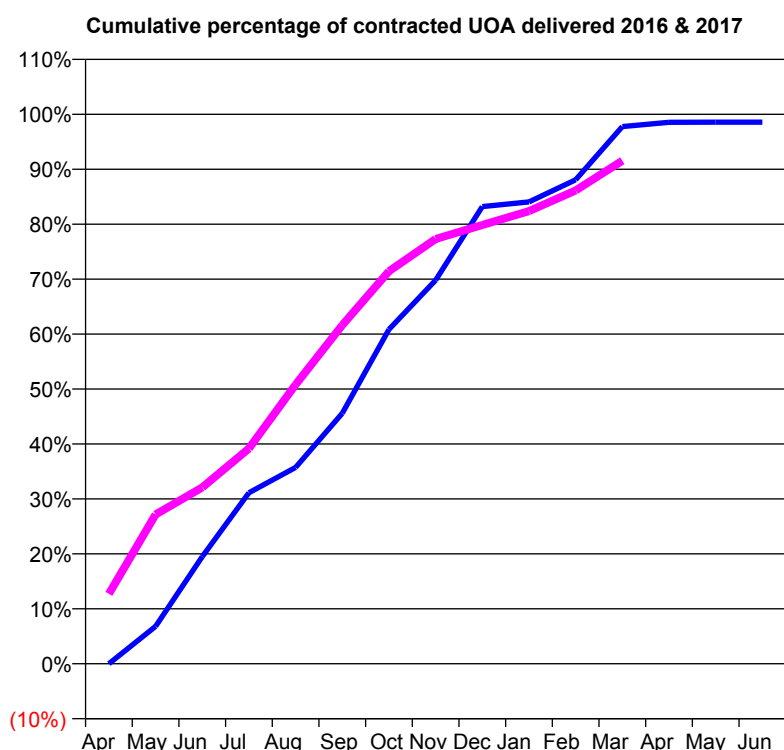
**Q56 - Vital Signs Orthodontic At a Glance Contract Report for 827134/0019 - March 2017**

Name or company name	MR JG PLUMMER
Contract type name	PDS Contract
Purpose of contract	Orthodontic
Contract start date	01/04/2009
Contract end date	31/03/2018

16/17 Contracted general activity (UDA)	0
Carry forward general activity (UDA)	0
16/17 Contracted orthodontic activity (UOA)	6,900
Carry forward orthodontic activity (UOA)	23
Baseline contract value	£429,210.65

**ACCESS**

	Contract	England and Wales
24 month ratio of assessments to patient IDs	1.25	1.09

**ACTIVITY**


Month	Adjusted Scheduled Activity (UOA)	
	2016	2017
April	0	878
May	470	1,874
June	1,345	2,215
July	2,148	2,703
August	2,465	3,506
September	3,145	4,252
October	4,198	4,929
November	4,816	5,334
December	5,740	5,509
January	5,799	5,684
February	6,077	5,943
March	6,745	6,317
April	6,799	
May	6,800	
June	6,800	

**QUALITY**

	Contract Quantity	Contract Base Number	Contract *	Region	England
% of all assessments that were assess and fit appliances (rolling 12 month period)	282	773	36.5%	55.8%	56.6%
% of all assessments that were assess and refuse (rolling 12 month period)	39	773	5.0%	11.1%	11.8%
% of all assessments that were assess and review (rolling 12 month period)	452	773	58.5%	33.1%	31.6%
% of terminated courses where treatment was abandoned or discontinued (rolling 12 month period)	43	287	15.0%	8.6%	7.7%
% of completed treatments indicating that PAR score was taken (year to date)	176	244	72.1%	57.9%	58.4%
Rate of removable appliances per 100 fixed appliances - proposed treatment (rolling 12 month period)	1	545	0.18	7.01	5.64
Rate of removable appliances per 100 fixed appliances - completed treatment (rolling 12 month period)	4	468	0.85	6.51	4.81
% of courses of treatment with removable appliances only - proposed treatment (rolling 12 month period)	1	282	0.4%	2.5%	2.0%
% of courses of treatment with removable appliances only - completed treatment (rolling 12 month period)	3	244	1.2%	1.6%	1.5%
% of patients satisfied with the treatment they have received (rolling 12 month period)	5	5	100.0%	95.3%	96.0%

\* Figures in italics indicate that the base number is less than 100.

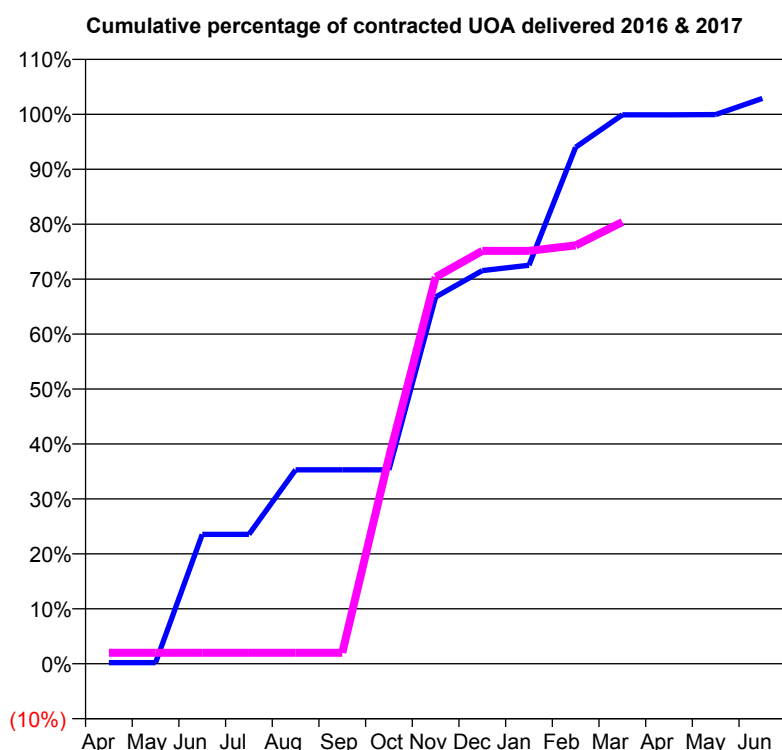
**Q56 - Vital Signs Orthodontic At a Glance Contract Report for 830240/0001 - March 2017**

Name or company name	MR WA BOTHA
Contract type name	PDS Contract
Purpose of contract	Orthodontic
Contract start date	01/04/2006
Contract end date	31/03/2018

16/17 Contracted general activity (UDA)	0
Carry forward general activity (UDA)	0
16/17 Contracted orthodontic activity (UOA)	8,595
Carry forward orthodontic activity (UOA)	-172
Baseline contract value	£533,676.55

**ACCESS**

	Contract	England and Wales
24 month ratio of assessments to patient IDs	1.05	1.09

**ACTIVITY**


Month	Adjusted Scheduled Activity (UOA)	
	2016	2017
April	17	172
May	17	172
June	2,024	172
July	2,024	172
August	3,034	172
September	3,034	172
October	3,034	3,227
November	5,736	6,048
December	6,149	6,459
January	6,233	6,459
February	8,079	6,543
March	8,586	6,908
April	8,586	
May	8,590	
June	8,842	

**QUALITY**

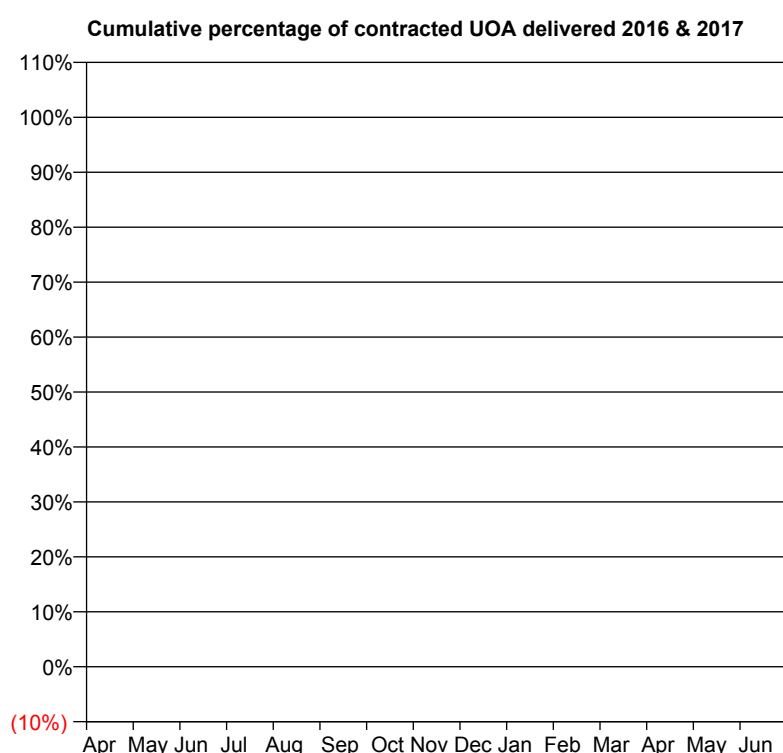
	Contract Quantity	Contract Base Number	Contract *	Region	England
% of all assessments that were assess and fit appliances (rolling 12 month period)	354	354	100.0%	55.8%	56.6%
% of all assessments that were assess and refuse (rolling 12 month period)	0	354	0.0%	11.1%	11.8%
% of all assessments that were assess and review (rolling 12 month period)	0	354	0.0%	33.1%	31.6%
% of terminated courses where treatment was abandoned or discontinued (rolling 12 month period)	0	59	0.0%	8.6%	7.7%
% of completed treatments indicating that PAR score was taken (year to date)	59	59	100.0%	57.9%	58.4%
Rate of removable appliances per 100 fixed appliances - proposed treatment (rolling 12 month period)	27	662	4.08	7.01	5.64
Rate of removable appliances per 100 fixed appliances - completed treatment (rolling 12 month period)	11	97	11.34	6.51	4.81
% of courses of treatment with removable appliances only - proposed treatment (rolling 12 month period)	15	354	4.2%	2.5%	2.0%
% of courses of treatment with removable appliances only - completed treatment (rolling 12 month period)	7	59	11.9%	1.6%	1.5%
% of patients satisfied with the treatment they have received (rolling 12 month period)	16	16	100.0%	95.3%	96.0%

\* Figures in italics indicate that the base number is less than 100.

**Q56 - Vital Signs Orthodontic At a Glance Contract Report for 847151/0001 - March 2017**

Name or company name	MR RB DE VILLIERS	16/17 Contracted general activity (UDA)	1,081
Contract type name	GDS Contract	Carry forward general activity (UDA)	-15
Purpose of contract	General	16/17 Contracted orthodontic activity (UOA)	0
Contract start date	01/04/2006	Carry forward orthodontic activity (UOA)	0
Contract end date		Baseline contract value	£24,815.79

ACCESS	Contract	England and Wales
24 month ratio of assessments to patient IDs	1.00	1.09

**ACTIVITY**


Adjusted Scheduled Activity (UOA)		
Month	2016	2017
April	0	0
May	0	0
June	0	0
July	0	0
August	0	0
September	0	0
October	0	0
November	0	0
December	0	1
January	0	1
February	0	1
March	0	1
April	0	
May	0	
June	0	

QUALITY	Contract Quantity	Contract Base Number	Contract *	Region	England
% of all assessments that were assess and fit appliances (rolling 12 month period)	0	1	0.0%	55.8%	56.6%
% of all assessments that were assess and refuse (rolling 12 month period)	0	1	0.0%	11.1%	11.8%
% of all assessments that were assess and review (rolling 12 month period)	1	1	100.0%	33.1%	31.6%
% of terminated courses where treatment was abandoned or discontinued (rolling 12 month period)	0	0	N/A	8.6%	7.7%
% of completed treatments indicating that PAR score was taken (year to date)	0	0	N/A	57.9%	58.4%
Rate of removable appliances per 100 fixed appliances - proposed treatment (rolling 12 month period)	0	0	N/A	7.01	5.64
Rate of removable appliances per 100 fixed appliances - completed treatment (rolling 12 month period)	0	0	N/A	6.51	4.81
% of courses of treatment with removable appliances only - proposed treatment (rolling 12 month period)	0	0	N/A	2.5%	2.0%
% of courses of treatment with removable appliances only - completed treatment (rolling 12 month period)	0	0	N/A	1.6%	1.5%
% of patients satisfied with the treatment they have received (rolling 12 month period)	0	0	N/A	95.3%	96.0%

\* Figures in italics indicate that the base number is less than 100.

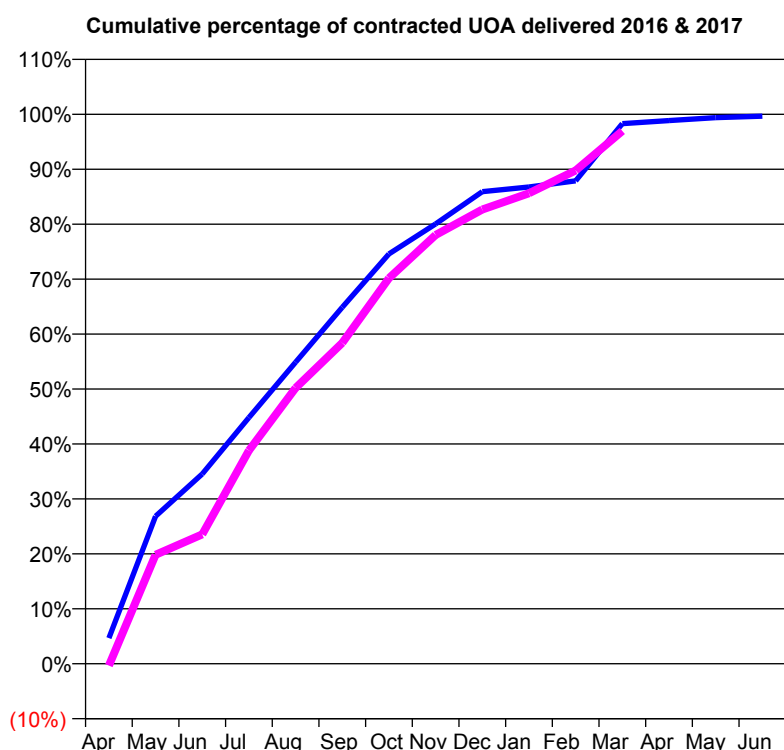


**Q56 - Vital Signs Orthodontic At a Glance Contract Report for 866377/0001 - March 2017**

Name or company name	MR F SAYME
Contract type name	PDS Contract
Purpose of contract	Orthodontic
Contract start date	04/05/2010
Contract end date	31/03/2018

16/17 Contracted general activity (UDA)	0
Carry forward general activity (UDA)	0
16/17 Contracted orthodontic activity (UOA)	8,057
Carry forward orthodontic activity (UOA)	29
Baseline contract value	£496,725.36

ACCESS	Contract	England and Wales
24 month ratio of assessments to patient IDs	1.06	1.09

**ACTIVITY**


Month	Adjusted Scheduled Activity (UOA)	
	2016	2017
April	376	-29
May	2,164	1,598
June	2,784	1,897
July	3,610	3,127
August	4,421	4,044
September	5,228	4,705
October	6,008	5,654
November	6,449	6,287
December	6,922	6,660
January	6,991	6,898
February	7,080	7,232
March	7,919	7,812
April	7,964	
May	8,007	
June	8,028	

QUALITY	Contract Quantity	Contract Base Number	Contract *	Region	England
% of all assessments that were assess and fit appliances (rolling 12 month period)	379	582	65.1%	55.8%	56.6%
% of all assessments that were assess and refuse (rolling 12 month period)	111	582	19.1%	11.1%	11.8%
% of all assessments that were assess and review (rolling 12 month period)	92	582	15.8%	33.1%	31.6%
% of terminated courses where treatment was abandoned or discontinued (rolling 12 month period)	56	453	12.4%	8.6%	7.7%
% of completed treatments indicating that PAR score was taken (year to date)	58	397	14.6%	57.9%	58.4%
Rate of removable appliances per 100 fixed appliances - proposed treatment (rolling 12 month period)	41	719	5.70	7.01	5.64
Rate of removable appliances per 100 fixed appliances - completed treatment (rolling 12 month period)	24	593	4.05	6.51	4.81
% of courses of treatment with removable appliances only - proposed treatment (rolling 12 month period)	13	379	3.4%	2.5%	2.0%
% of courses of treatment with removable appliances only - completed treatment (rolling 12 month period)	8	397	2.0%	1.6%	1.5%
% of patients satisfied with the treatment they have received (rolling 12 month period)	8	8	100.0%	95.3%	96.0%

\* Figures in italics indicate that the base number is less than 100.

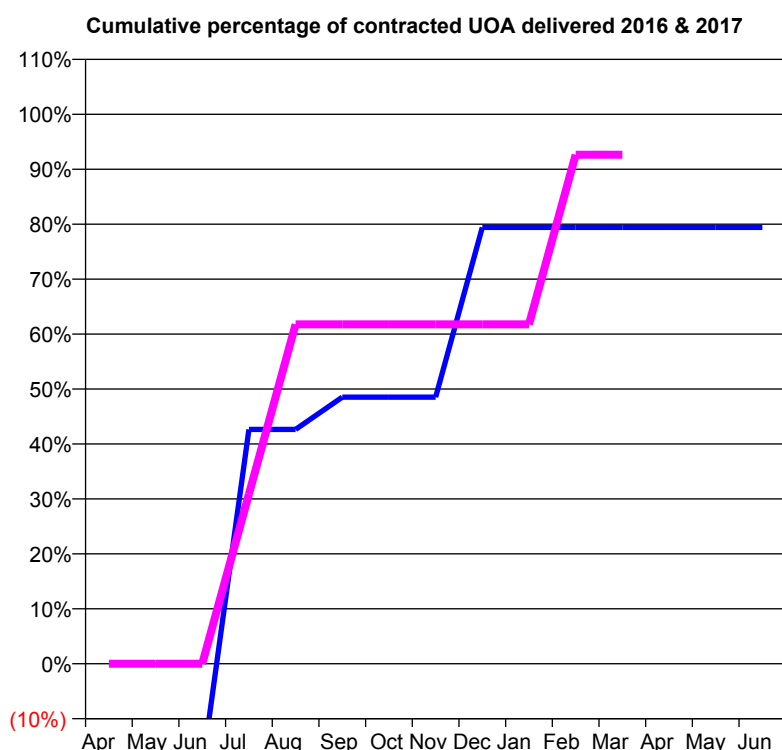
**Q56 - Vital Signs Orthodontic At a Glance Contract Report for 905941/0001 - March 2017**

Name or company name	MR JQ PEIRSON
Contract type name	GDS Contract
Purpose of contract	General and Orthodontic
Contract start date	01/04/2006
Contract end date	

16/17 Contracted general activity (UDA)	10,641
Carry forward general activity (UDA)	-46
16/17 Contracted orthodontic activity (UOA)	68
Carry forward orthodontic activity (UOA)	0
Baseline contract value	£314,850.98

**ACCESS**

	Contract	England and Wales
24 month ratio of assessments to patient IDs	1.00	1.09

**ACTIVITY**


Month	Adjusted Scheduled Activity (UOA)	
	2016	2017
April	-13	0
May	-13	0
June	-13	0
July	29	21
August	29	42
September	33	42
October	33	42
November	33	42
December	54	42
January	54	42
February	54	63
March	54	63
April	54	
May	54	
June	54	

**QUALITY**

	Contract Quantity	Contract Base Number	Contract *	Region	England
% of all assessments that were assess and fit appliances (rolling 12 month period)	3	3	100.0%	55.8%	56.6%
% of all assessments that were assess and refuse (rolling 12 month period)	0	3	0.0%	11.1%	11.8%
% of all assessments that were assess and review (rolling 12 month period)	0	3	0.0%	33.1%	31.6%
% of terminated courses where treatment was abandoned or discontinued (rolling 12 month period)	0	3	0.0%	8.6%	7.7%
% of completed treatments indicating that PAR score was taken (year to date)	0	3	0.0%	57.9%	58.4%
Rate of removable appliances per 100 fixed appliances - proposed treatment (rolling 12 month period)	0	0	N/A	7.01	5.64
Rate of removable appliances per 100 fixed appliances - completed treatment (rolling 12 month period)	0	0	N/A	6.51	4.81
% of courses of treatment with removable appliances only - proposed treatment (rolling 12 month period)	0	3	0.0%	2.5%	2.0%
% of courses of treatment with removable appliances only - completed treatment (rolling 12 month period)	0	3	0.0%	1.6%	1.5%
% of patients satisfied with the treatment they have received (rolling 12 month period)	1	1	100.0%	95.3%	96.0%

\* Figures in italics indicate that the base number is less than 100.

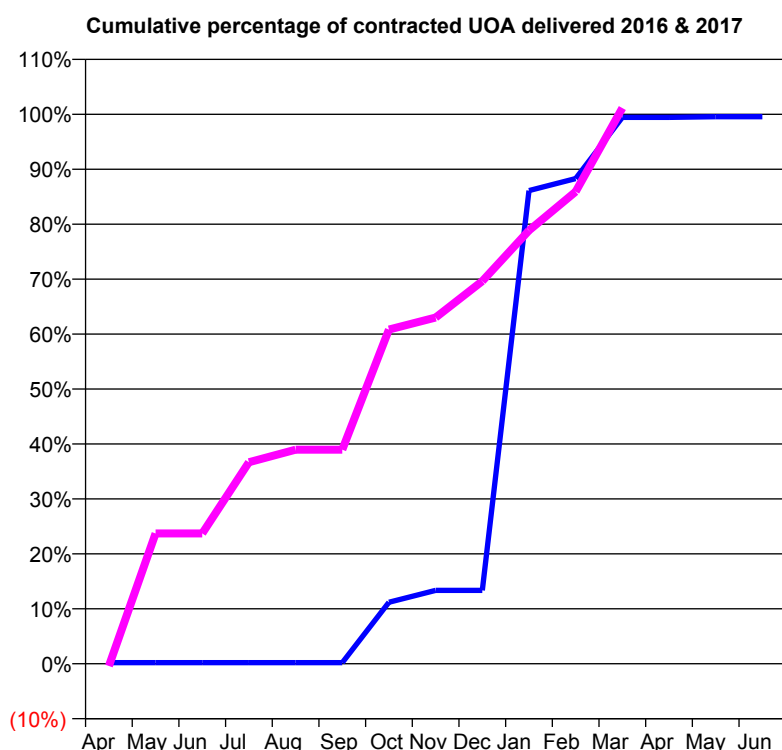
**Q56 - Vital Signs Orthodontic At a Glance Contract Report for 919470/0001 - March 2017**

Name or company name	MR SC WARDLE
Contract type name	PDS Contract
Purpose of contract	Orthodontic
Contract start date	01/04/2011
Contract end date	31/03/2018

16/17 Contracted general activity (UDA)	0
Carry forward general activity (UDA)	0
16/17 Contracted orthodontic activity (UOA)	965
Carry forward orthodontic activity (UOA)	4
Baseline contract value	£60,517.59

**ACCESS**

	Contract	England and Wales
24 month ratio of assessments to patient IDs	1.05	1.09

**ACTIVITY**


Month	Adjusted Scheduled Activity (UOA)	
	2016	2017
April	2	-4
May	2	229
June	2	229
July	2	354
August	2	376
September	2	376
October	108	587
November	129	608
December	129	672
January	831	761
February	852	829
March	960	976
April	960	
May	961	
June	961	

**QUALITY**

	Contract Quantity	Contract Base Number	Contract *	Region	England
% of all assessments that were assess and fit appliances (rolling 12 month period)	47	77	61.0%	55.8%	56.6%
% of all assessments that were assess and refuse (rolling 12 month period)	9	77	11.7%	11.1%	11.8%
% of all assessments that were assess and review (rolling 12 month period)	21	77	27.3%	33.1%	31.6%
% of terminated courses where treatment was abandoned or discontinued (rolling 12 month period)	2	51	3.9%	8.6%	7.7%
% of completed treatments indicating that PAR score was taken (year to date)	49	49	100.0%	57.9%	58.4%
Rate of removable appliances per 100 fixed appliances - proposed treatment (rolling 12 month period)	2	74	2.70	7.01	5.64
Rate of removable appliances per 100 fixed appliances - completed treatment (rolling 12 month period)	0	89	0.00	6.51	4.81
% of courses of treatment with removable appliances only - proposed treatment (rolling 12 month period)	2	47	4.3%	2.5%	2.0%
% of courses of treatment with removable appliances only - completed treatment (rolling 12 month period)	0	49	0.0%	1.6%	1.5%
% of patients satisfied with the treatment they have received (rolling 12 month period)	2	2	100.0%	95.3%	96.0%

\* Figures in italics indicate that the base number is less than 100.

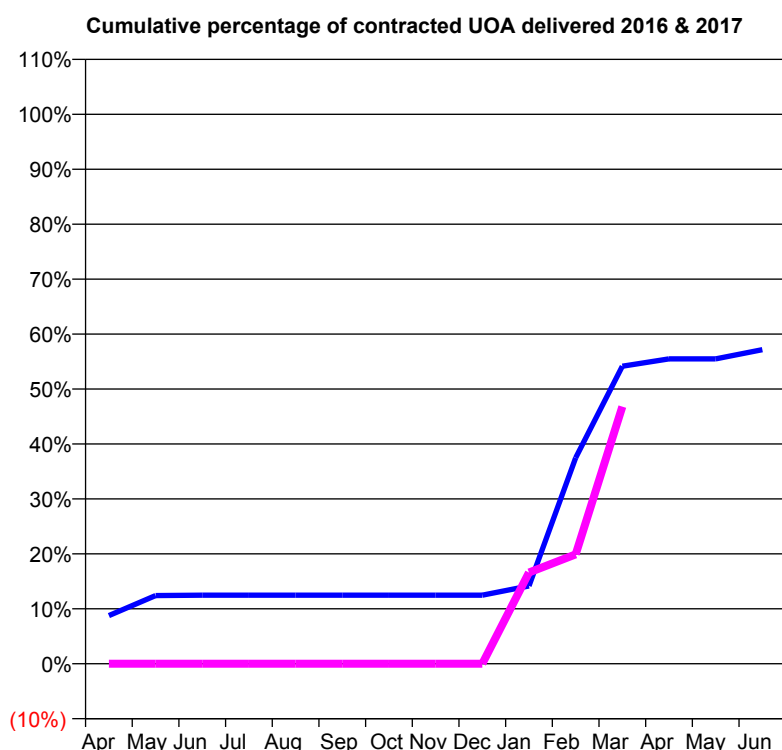
**Q57 - Vital Signs Orthodontic At a Glance Contract Report for 101370/0098 - March 2017**

Name or company name	Du Toit and BurgerPartnership Ltd (Harwic
Contract type name	GDS Contract
Purpose of contract	General and Orthodontic
Contract start date	01/04/2007
Contract end date	

16/17 Contracted general activity (UDA)	19,884
Carry forward general activity (UDA)	653
16/17 Contracted orthodontic activity (UOA)	1,265
Carry forward orthodontic activity (UOA)	0
Baseline contract value	£658,800.34

**ACCESS**

	Contract	England and Wales
24 month ratio of assessments to patient IDs	1.03	1.09

**ACTIVITY**


Month	Adjusted Scheduled Activity (UOA)	
	2016	2017
April	111	0
May	157	0
June	158	0
July	158	0
August	158	0
September	158	0
October	158	0
November	158	0
December	158	0
January	179	210
February	474	252
March	685	592
April	702	
May	702	
June	723	

**QUALITY**

	Contract Quantity	Contract Base Number	Contract *	Region	England
% of all assessments that were assess and fit appliances (rolling 12 month period)	31	60	51.7%	55.8%	56.6%
% of all assessments that were assess and refuse (rolling 12 month period)	15	60	25.0%	11.1%	11.8%
% of all assessments that were assess and review (rolling 12 month period)	14	60	23.3%	33.1%	31.6%
% of terminated courses where treatment was abandoned or discontinued (rolling 12 month period)	2	3	66.7%	8.6%	7.7%
% of completed treatments indicating that PAR score was taken (year to date)	0	1	0.0%	57.9%	58.4%
Rate of removable appliances per 100 fixed appliances - proposed treatment (rolling 12 month period)	1	24	4.17	7.01	5.64
Rate of removable appliances per 100 fixed appliances - completed treatment (rolling 12 month period)	0	2	0.00	6.51	4.81
% of courses of treatment with removable appliances only - proposed treatment (rolling 12 month period)	1	31	3.2%	2.5%	2.0%
% of courses of treatment with removable appliances only - completed treatment (rolling 12 month period)	0	1	0.0%	1.6%	1.5%
% of patients satisfied with the treatment they have received (rolling 12 month period)	0	0	N/A	95.3%	96.0%

\* Figures in italics indicate that the base number is less than 100.

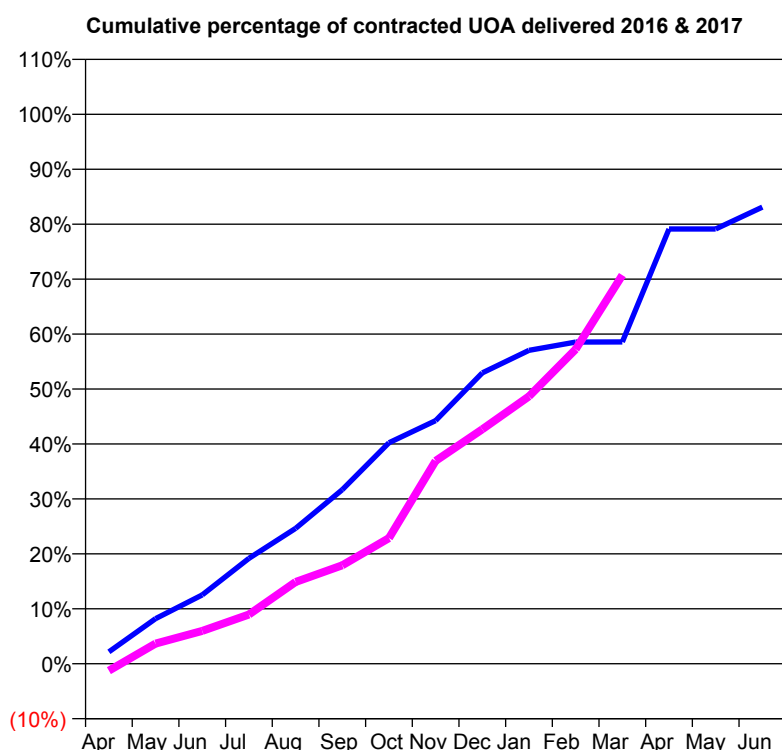
**Q57 - Vital Signs Orthodontic At a Glance Contract Report for 101370/0114 - March 2017**

Name or company name	Petrie Tucker and Partners Ltd
Contract type name	GDS Contract
Purpose of contract	Orthodontic
Contract start date	01/04/2008
Contract end date	31/03/2018

16/17 Contracted general activity (UDA)	0
Carry forward general activity (UDA)	0
16/17 Contracted orthodontic activity (UOA)	5,372
Carry forward orthodontic activity (UOA)	68
Baseline contract value	£322,197.80

**ACCESS**

	Contract	England and Wales
24 month ratio of assessments to patient IDs	1.06	1.09

**ACTIVITY**


Month	Adjusted Scheduled Activity (UOA)	
	2016	2017
April	127	-68
May	479	197
June	732	321
July	1,120	482
August	1,438	800
September	1,849	963
October	2,347	1,229
November	2,583	1,984
December	3,089	2,292
January	3,329	2,615
February	3,417	3,074
March	3,418	3,799
April	4,618	
May	4,618	
June	4,850	

**QUALITY**

	Contract Quantity	Contract Base Number	Contract *	Region	England
% of all assessments that were assess and fit appliances (rolling 12 month period)	247	455	54.3%	55.8%	56.6%
% of all assessments that were assess and refuse (rolling 12 month period)	61	455	13.4%	11.1%	11.8%
% of all assessments that were assess and review (rolling 12 month period)	147	455	32.3%	33.1%	31.6%
% of terminated courses where treatment was abandoned or discontinued (rolling 12 month period)	19	65	29.2%	8.6%	7.7%
% of completed treatments indicating that PAR score was taken (year to date)	13	45	28.9%	57.9%	58.4%
Rate of removable appliances per 100 fixed appliances - proposed treatment (rolling 12 month period)	149	427	34.89	7.01	5.64
Rate of removable appliances per 100 fixed appliances - completed treatment (rolling 12 month period)	30	75	40.00	6.51	4.81
% of courses of treatment with removable appliances only - proposed treatment (rolling 12 month period)	1	247	0.4%	2.5%	2.0%
% of courses of treatment with removable appliances only - completed treatment (rolling 12 month period)	0	46	0.0%	1.6%	1.5%
% of patients satisfied with the treatment they have received (rolling 12 month period)	8	9	88.9%	95.3%	96.0%

\* Figures in italics indicate that the base number is less than 100.

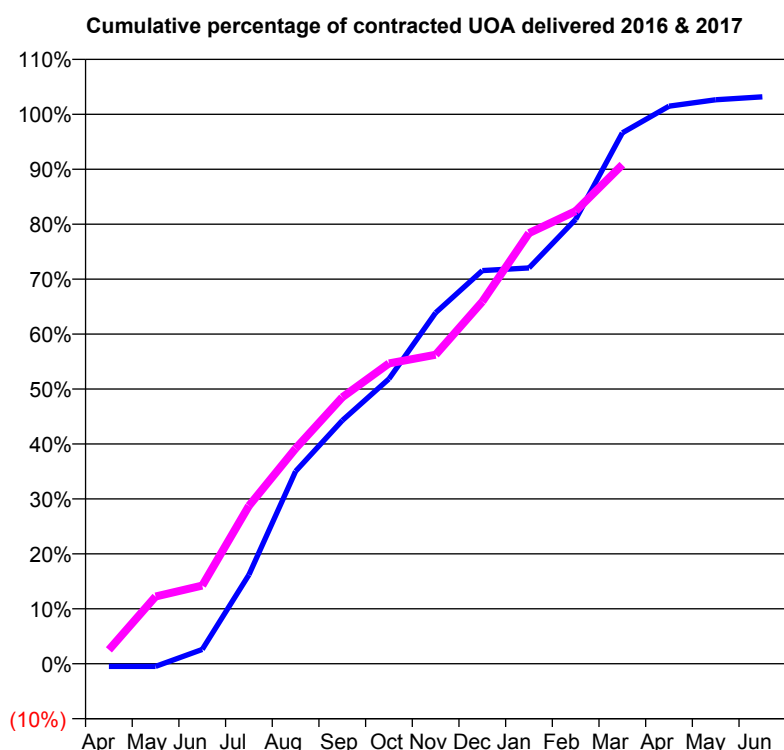
**Q57 - Vital Signs Orthodontic At a Glance Contract Report for 101559/0001 - March 2017**

Name or company name	R Patel & Associates
Contract type name	PDS Contract
Purpose of contract	Orthodontic
Contract start date	01/10/2011
Contract end date	31/03/2018

16/17 Contracted general activity (UDA)	0
Carry forward general activity (UDA)	0
16/17 Contracted orthodontic activity (UOA)	4,200
Carry forward orthodontic activity (UOA)	-84
Baseline contract value	£256,915.38

**ACCESS**

	Contract	England and Wales
24 month ratio of assessments to patient IDs	1.08	1.09

**ACTIVITY**


Month	Adjusted Scheduled Activity (UOA)	
	2016	2017
April	-21	107
May	-21	514
June	110	598
July	680	1,207
August	1,471	1,646
September	1,860	2,037
October	2,178	2,296
November	2,683	2,362
December	3,005	2,768
January	3,026	3,292
February	3,397	3,460
March	4,058	3,814
April	4,262	
May	4,311	
June	4,333	

**QUALITY**

	Contract Quantity	Contract Base Number	Contract *	Region	England
% of all assessments that were assess and fit appliances (rolling 12 month period)	187	402	46.5%	55.8%	56.6%
% of all assessments that were assess and refuse (rolling 12 month period)	43	402	10.7%	11.1%	11.8%
% of all assessments that were assess and review (rolling 12 month period)	172	402	42.8%	33.1%	31.6%
% of terminated courses where treatment was abandoned or discontinued (rolling 12 month period)	43	166	25.9%	8.6%	7.7%
% of completed treatments indicating that PAR score was taken (year to date)	75	119	63.0%	57.9%	58.4%
Rate of removable appliances per 100 fixed appliances - proposed treatment (rolling 12 month period)	10	235	4.26	7.01	5.64
Rate of removable appliances per 100 fixed appliances - completed treatment (rolling 12 month period)	0	6	0.00	6.51	4.81
% of courses of treatment with removable appliances only - proposed treatment (rolling 12 month period)	3	187	1.6%	2.5%	2.0%
% of courses of treatment with removable appliances only - completed treatment (rolling 12 month period)	0	123	0.0%	1.6%	1.5%
% of patients satisfied with the treatment they have received (rolling 12 month period)	12	13	92.3%	95.3%	96.0%

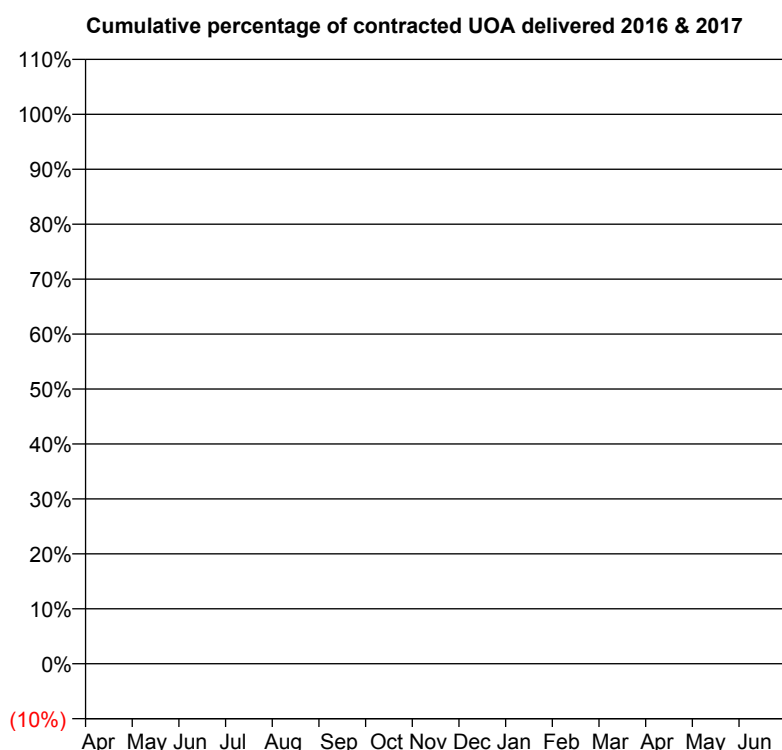
\* Figures in italics indicate that the base number is less than 100.

**Q57 - Vital Signs Orthodontic At a Glance Contract Report for 105570/0001 - March 2017**

Name or company name	Ramsay and Sud	16/17 Contracted general activity (UDA)	8,500
Contract type name	GDS Contract	Carry forward general activity (UDA)	0
Purpose of contract	General	16/17 Contracted orthodontic activity (UOA)	0
Contract start date	01/04/2006	Carry forward orthodontic activity (UOA)	0
Contract end date		Baseline contract value	£210,718.10

**ACCESS**

	Contract	England and Wales
24 month ratio of assessments to patient IDs	1.00	1.09

**ACTIVITY**


Month	Adjusted Scheduled Activity (UOA)	
	2016	2017
April	0	0
May	0	0
June	0	0
July	0	4
August	0	4
September	0	4
October	1	4
November	1	4
December	1	4
January	1	4
February	1	4
March	1	4
April	1	
May	1	
June	1	

**QUALITY**

	Contract Quantity	Contract Base Number	Contract *	Region	England
% of all assessments that were assess and fit appliances (rolling 12 month period)	1	1	100.0%	55.8%	56.6%
% of all assessments that were assess and refuse (rolling 12 month period)	0	1	0.0%	11.1%	11.8%
% of all assessments that were assess and review (rolling 12 month period)	0	1	0.0%	33.1%	31.6%
% of terminated courses where treatment was abandoned or discontinued (rolling 12 month period)	0	0	N/A	8.6%	7.7%
% of completed treatments indicating that PAR score was taken (year to date)	0	0	N/A	57.9%	58.4%
Rate of removable appliances per 100 fixed appliances - proposed treatment (rolling 12 month period)	1	0	N/A	7.01	5.64
Rate of removable appliances per 100 fixed appliances - completed treatment (rolling 12 month period)	0	0	N/A	6.51	4.81
% of courses of treatment with removable appliances only - proposed treatment (rolling 12 month period)	1	1	100.0%	2.5%	2.0%
% of courses of treatment with removable appliances only - completed treatment (rolling 12 month period)	0	0	N/A	1.6%	1.5%
% of patients satisfied with the treatment they have received (rolling 12 month period)	0	0	N/A	95.3%	96.0%

\* Figures in italics indicate that the base number is less than 100.

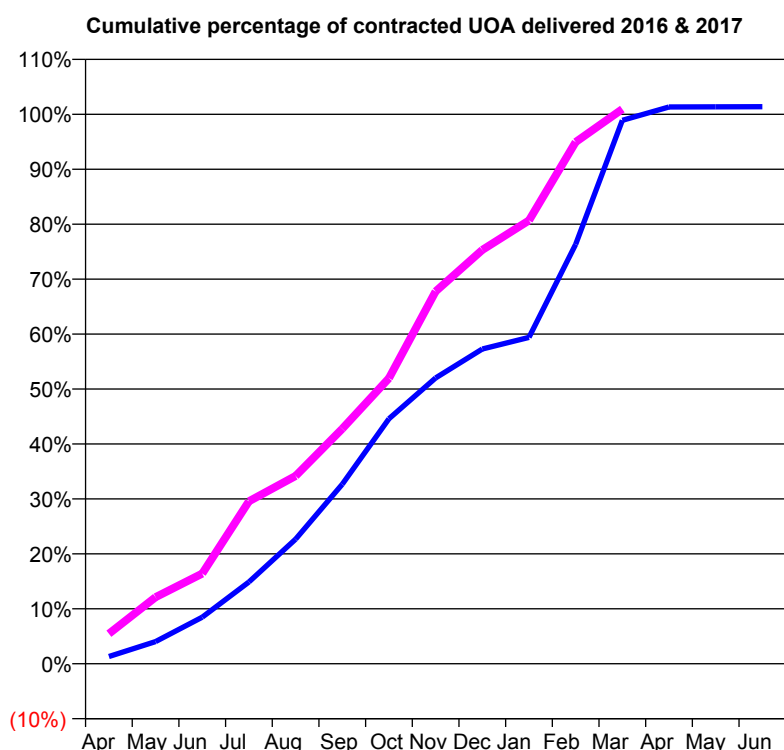
**Q57 - Vital Signs Orthodontic At a Glance Contract Report for 115347/0001 - March 2017**

Name or company name	Mr H.S. Kehlar and Mr S. Kumar
Contract type name	PDS Contract
Purpose of contract	Orthodontic
Contract start date	01/04/2013
Contract end date	31/03/2018

16/17 Contracted general activity (UDA)	0
Carry forward general activity (UDA)	0
16/17 Contracted orthodontic activity (UOA)	6,404
Carry forward orthodontic activity (UOA)	-89
Baseline contract value	£370,899.57

**ACCESS**

	Contract	England and Wales
24 month ratio of assessments to patient IDs	1.02	1.09

**ACTIVITY**


Month	Adjusted Scheduled Activity (UOA)	
	2016	2017
April	84	350
May	259	776
June	543	1,052
July	954	1,894
August	1,453	2,189
September	2,093	2,739
October	2,856	3,328
November	3,331	4,340
December	3,669	4,823
January	3,803	5,167
February	4,889	6,081
March	6,334	6,464
April	6,489	
May	6,491	
June	6,493	

**QUALITY**

	Contract Quantity	Contract Base Number	Contract *	Region	England
% of all assessments that were assess and fit appliances (rolling 12 month period)	311	365	85.2%	55.8%	56.6%
% of all assessments that were assess and refuse (rolling 12 month period)	19	365	5.2%	11.1%	11.8%
% of all assessments that were assess and review (rolling 12 month period)	35	365	9.6%	33.1%	31.6%
% of terminated courses where treatment was abandoned or discontinued (rolling 12 month period)	0	220	0.0%	8.6%	7.7%
% of completed treatments indicating that PAR score was taken (year to date)	178	220	80.9%	57.9%	58.4%
Rate of removable appliances per 100 fixed appliances - proposed treatment (rolling 12 month period)	6	611	0.98	7.01	5.64
Rate of removable appliances per 100 fixed appliances - completed treatment (rolling 12 month period)	8	426	1.88	6.51	4.81
% of courses of treatment with removable appliances only - proposed treatment (rolling 12 month period)	3	311	1.0%	2.5%	2.0%
% of courses of treatment with removable appliances only - completed treatment (rolling 12 month period)	1	220	0.5%	1.6%	1.5%
% of patients satisfied with the treatment they have received (rolling 12 month period)	19	19	100.0%	95.3%	96.0%

\* Figures in italics indicate that the base number is less than 100.



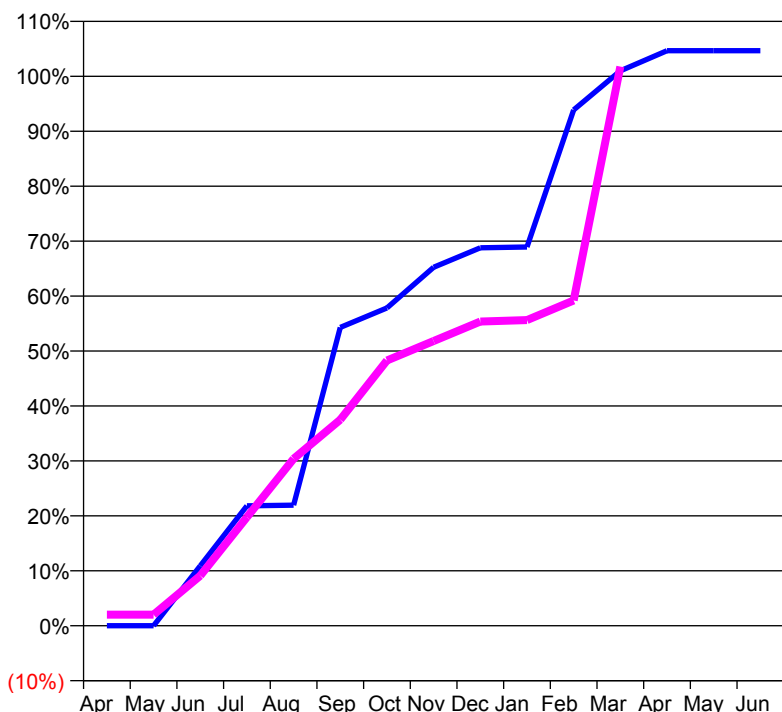
**Q57 - Vital Signs Orthodontic At a Glance Contract Report for 119261/0001 - March 2017**

Name or company name	Mr Clive Bainbridge, Mr Mark Bainbridge ar
Contract type name	GDS Contract
Purpose of contract	General and Orthodontic
Contract start date	01/05/2014
Contract end date	

16/17 Contracted general activity (UDA)	17,496
Carry forward general activity (UDA)	-362
16/17 Contracted orthodontic activity (UOA)	592
Carry forward orthodontic activity (UOA)	-12
Baseline contract value	£799,696.58

**ACCESS**

	Contract	England and Wales
24 month ratio of assessments to patient IDs	1.00	1.09

**ACTIVITY**
**Cumulative percentage of contracted UOA delivered 2016 & 2017**

**Adjusted Scheduled Activity (UOA)**

Month	2016	2017
April	0	12
May	0	12
June	65	54
July	129	117
August	130	180
September	321	222
October	342	286
November	386	307
December	407	328
January	408	329
February	556	350
March	598	602
April	620	
May	620	
June	620	

**QUALITY**

	Contract Quantity	Contract Base Number	Contract *	Region	England
% of all assessments that were assess and fit appliances (rolling 12 month period)	29	29	100.0%	55.8%	56.6%
% of all assessments that were assess and refuse (rolling 12 month period)	0	29	0.0%	11.1%	11.8%
% of all assessments that were assess and review (rolling 12 month period)	0	29	0.0%	33.1%	31.6%
% of terminated courses where treatment was abandoned or discontinued (rolling 12 month period)	0	23	0.0%	8.6%	7.7%
% of completed treatments indicating that PAR score was taken (year to date)	20	23	87.0%	57.9%	58.4%
Rate of removable appliances per 100 fixed appliances - proposed treatment (rolling 12 month period)	13	31	41.94	7.01	5.64
Rate of removable appliances per 100 fixed appliances - completed treatment (rolling 12 month period)	2	17	11.76	6.51	4.81
% of courses of treatment with removable appliances only - proposed treatment (rolling 12 month period)	0	29	0.0%	2.5%	2.0%
% of courses of treatment with removable appliances only - completed treatment (rolling 12 month period)	0	23	0.0%	1.6%	1.5%
% of patients satisfied with the treatment they have received (rolling 12 month period)	1	1	100.0%	95.3%	96.0%

\* Figures in italics indicate that the base number is less than 100.

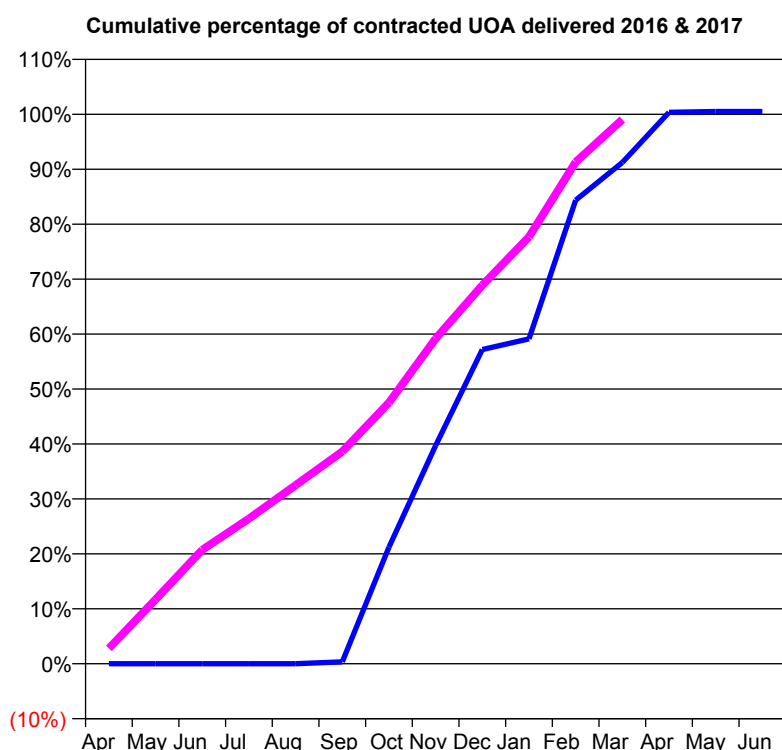
**Q57 - Vital Signs Orthodontic At a Glance Contract Report for 130788/0001 - March 2017**

Name or company name	Byles & Sebastian Orthodontic Practice
Contract type name	PDS Contract
Purpose of contract	Orthodontic
Contract start date	01/08/2015
Contract end date	31/03/2018

16/17 Contracted general activity (UDA)	0
Carry forward general activity (UDA)	0
16/17 Contracted orthodontic activity (UOA)	20,792
Carry forward orthodontic activity (UOA)	-373
Baseline contract value	£1,181,592.69

**ACCESS**

	Contract	England and Wales
24 month ratio of assessments to patient IDs	1.01	1.09

**ACTIVITY**


Month	Adjusted Scheduled Activity (UOA)	
	2016	2017
April	0	584
May	0	2,436
June	0	4,310
July	0	5,490
August	0	6,759
September	49	8,031
October	3,008	9,883
November	5,632	12,302
December	8,111	14,322
January	8,384	16,154
February	11,963	18,982
March	12,938	20,596
April	14,232	
May	14,253	
June	14,253	

**QUALITY**

	Contract Quantity	Contract Base Number	Contract *	Region	England
% of all assessments that were assess and fit appliances (rolling 12 month period)	1,020	1,412	72.2%	55.8%	56.6%
% of all assessments that were assess and refuse (rolling 12 month period)	38	1,412	2.7%	11.1%	11.8%
% of all assessments that were assess and review (rolling 12 month period)	354	1,412	25.1%	33.1%	31.6%
% of terminated courses where treatment was abandoned or discontinued (rolling 12 month period)	45	824	5.5%	8.6%	7.7%
% of completed treatments indicating that PAR score was taken (year to date)	645	779	82.8%	57.9%	58.4%
Rate of removable appliances per 100 fixed appliances - proposed treatment (rolling 12 month period)	11	2,012	0.55	7.01	5.64
Rate of removable appliances per 100 fixed appliances - completed treatment (rolling 12 month period)	20	1,516	1.32	6.51	4.81
% of courses of treatment with removable appliances only - proposed treatment (rolling 12 month period)	8	1,020	0.8%	2.5%	2.0%
% of courses of treatment with removable appliances only - completed treatment (rolling 12 month period)	5	779	0.6%	1.6%	1.5%
% of patients satisfied with the treatment they have received (rolling 12 month period)	26	28	92.9%	95.3%	96.0%

\* Figures in italics indicate that the base number is less than 100.

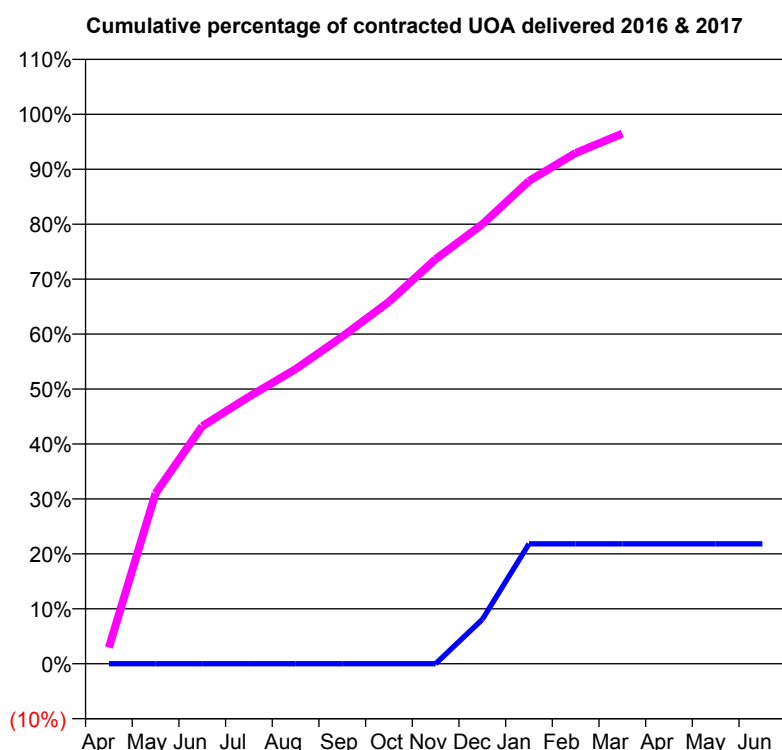
**Q57 - Vital Signs Orthodontic At a Glance Contract Report for 131903/0002 - March 2017**

Name or company name	Penhaligon Witham Partnership
Contract type name	PDS Contract
Purpose of contract	Orthodontic
Contract start date	01/12/2015
Contract end date	31/03/2018

16/17 Contracted general activity (UDA)	0
Carry forward general activity (UDA)	0
16/17 Contracted orthodontic activity (UOA)	4,253
Carry forward orthodontic activity (UOA)	-83
Baseline contract value	£260,166.56

**ACCESS**

	Contract	England and Wales
24 month ratio of assessments to patient IDs	1.13	1.09

**ACTIVITY**


Month	Adjusted Scheduled Activity (UOA)	
	2016	2017
April	0	126
May	0	1,320
June	0	1,839
July	0	2,067
August	0	2,280
September	0	2,532
October	0	2,802
November	0	3,132
December	107	3,401
January	290	3,737
February	290	3,953
March	290	4,103
April	290	
May	290	
June	290	

**QUALITY**

	Contract Quantity	Contract Base Number	Contract *	Region	England
% of all assessments that were assess and fit appliances (rolling 12 month period)	168	698	24.1%	55.8%	56.6%
% of all assessments that were assess and refuse (rolling 12 month period)	198	698	28.4%	11.1%	11.8%
% of all assessments that were assess and review (rolling 12 month period)	332	698	47.6%	33.1%	31.6%
% of terminated courses where treatment was abandoned or discontinued (rolling 12 month period)	1	8	12.5%	8.6%	7.7%
% of completed treatments indicating that PAR score was taken (year to date)	6	7	85.7%	57.9%	58.4%
Rate of removable appliances per 100 fixed appliances - proposed treatment (rolling 12 month period)	0	331	0.00	7.01	5.64
Rate of removable appliances per 100 fixed appliances - completed treatment (rolling 12 month period)	0	13	0.00	6.51	4.81
% of courses of treatment with removable appliances only - proposed treatment (rolling 12 month period)	0	168	0.0%	2.5%	2.0%
% of courses of treatment with removable appliances only - completed treatment (rolling 12 month period)	0	7	0.0%	1.6%	1.5%
% of patients satisfied with the treatment they have received (rolling 12 month period)	10	11	90.9%	95.3%	96.0%

\* Figures in italics indicate that the base number is less than 100.

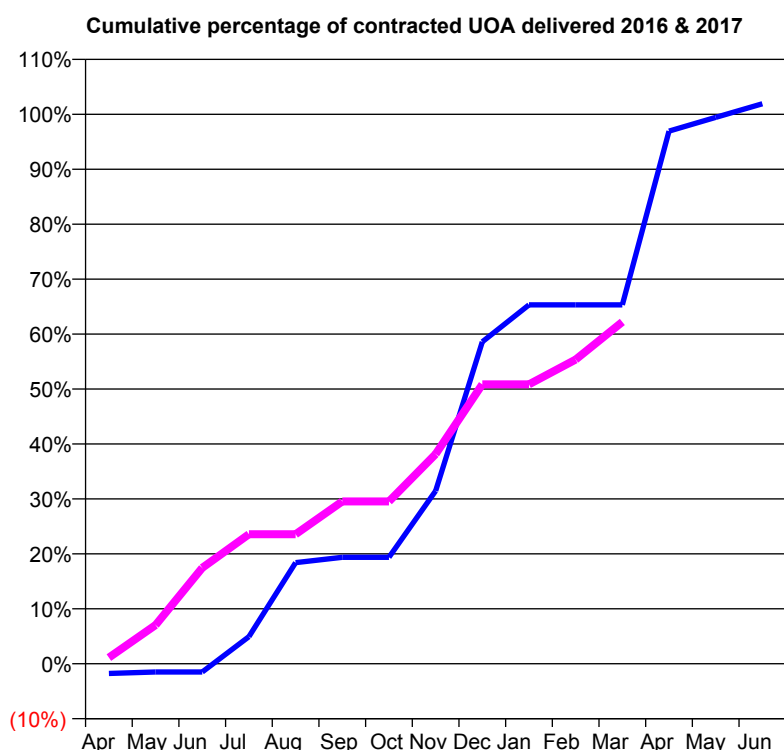
**Q57 - Vital Signs Orthodontic At a Glance Contract Report for 145394/0002 - March 2017**

Name or company name	Ongar Road Dental Practice
Contract type name	PDS Contract
Purpose of contract	Orthodontic
Contract start date	01/04/2013
Contract end date	31/03/2018

16/17 Contracted general activity (UDA)	0
Carry forward general activity (UDA)	0
16/17 Contracted orthodontic activity (UOA)	4,299
Carry forward orthodontic activity (UOA)	-48
Baseline contract value	£246,993.33

**ACCESS**

	Contract	England and Wales
24 month ratio of assessments to patient IDs	1.04	1.09

**ACTIVITY**


Month	Adjusted Scheduled Activity (UOA)	
	2016	2017
April	-45	49
May	-38	303
June	-38	751
July	124	1,014
August	463	1,014
September	487	1,270
October	487	1,270
November	791	1,640
December	1,473	2,186
January	1,642	2,186
February	1,642	2,380
March	1,642	2,674
April	2,437	
May	2,500	
June	2,562	

**QUALITY**

	Contract Quantity	Contract Base Number	Contract *	Region	England
% of all assessments that were assess and fit appliances (rolling 12 month period)	171	216	79.2%	55.8%	56.6%
% of all assessments that were assess and refuse (rolling 12 month period)	31	216	14.4%	11.1%	11.8%
% of all assessments that were assess and review (rolling 12 month period)	14	216	6.5%	33.1%	31.6%
% of terminated courses where treatment was abandoned or discontinued (rolling 12 month period)	1	123	0.8%	8.6%	7.7%
% of completed treatments indicating that PAR score was taken (year to date)	44	122	36.1%	57.9%	58.4%
Rate of removable appliances per 100 fixed appliances - proposed treatment (rolling 12 month period)	5	332	1.51	7.01	5.64
Rate of removable appliances per 100 fixed appliances - completed treatment (rolling 12 month period)	0	244	0.00	6.51	4.81
% of courses of treatment with removable appliances only - proposed treatment (rolling 12 month period)	5	171	2.9%	2.5%	2.0%
% of courses of treatment with removable appliances only - completed treatment (rolling 12 month period)	0	122	0.0%	1.6%	1.5%
% of patients satisfied with the treatment they have received (rolling 12 month period)	5	5	100.0%	95.3%	96.0%

\* Figures in italics indicate that the base number is less than 100.

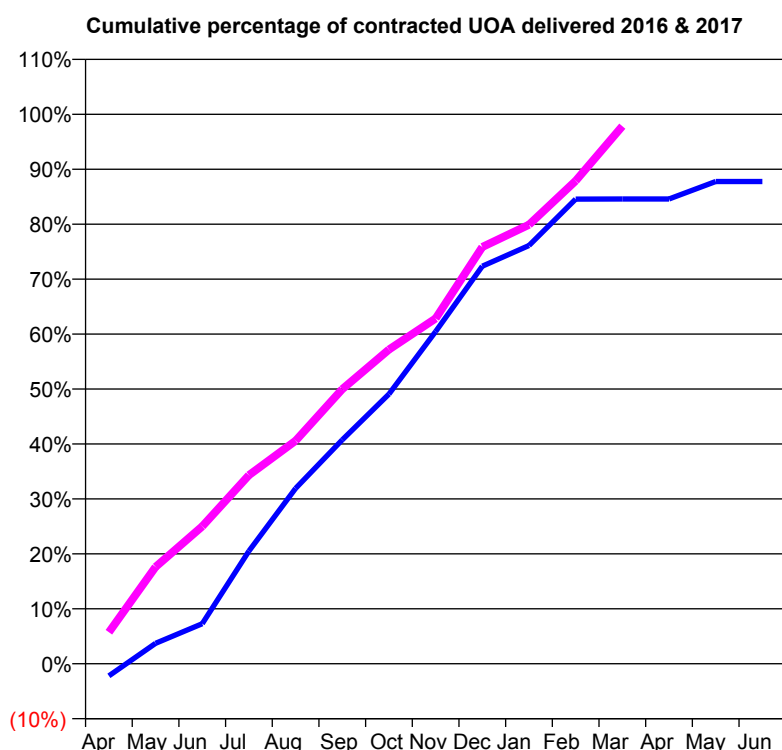
**Q57 - Vital Signs Orthodontic At a Glance Contract Report for 148695/0001 - March 2017**

Name or company name	Mr C Wallis
Contract type name	PDS Contract
Purpose of contract	Orthodontic
Contract start date	02/06/2013
Contract end date	31/03/2018

16/17 Contracted general activity (UDA)	0
Carry forward general activity (UDA)	0
16/17 Contracted orthodontic activity (UOA)	12,145
Carry forward orthodontic activity (UOA)	221
Baseline contract value	£780,719.63

**ACCESS**

	Contract	England and Wales
24 month ratio of assessments to patient IDs	1.05	1.09

**ACTIVITY**


Month	Adjusted Scheduled Activity (UOA)	
	2016	2017
April	-269	696
May	453	2,141
June	886	3,036
July	2,493	4,168
August	3,878	4,929
September	4,949	6,071
October	5,961	6,945
November	7,344	7,633
December	8,787	9,213
January	9,243	9,704
February	10,271	10,674
March	10,273	11,883
April	10,274	
May	10,658	
June	10,658	

**QUALITY**

	Contract Quantity	Contract Base Number	Contract *	Region	England
% of all assessments that were assess and fit appliances (rolling 12 month period)	652	871	74.9%	55.8%	56.6%
% of all assessments that were assess and refuse (rolling 12 month period)	153	871	17.6%	11.1%	11.8%
% of all assessments that were assess and review (rolling 12 month period)	66	871	7.6%	33.1%	31.6%
% of terminated courses where treatment was abandoned or discontinued (rolling 12 month period)	15	494	3.0%	8.6%	7.7%
% of completed treatments indicating that PAR score was taken (year to date)	460	479	96.0%	57.9%	58.4%
Rate of removable appliances per 100 fixed appliances - proposed treatment (rolling 12 month period)	67	1,271	5.27	7.01	5.64
Rate of removable appliances per 100 fixed appliances - completed treatment (rolling 12 month period)	45	924	4.87	6.51	4.81
% of courses of treatment with removable appliances only - proposed treatment (rolling 12 month period)	8	652	1.2%	2.5%	2.0%
% of courses of treatment with removable appliances only - completed treatment (rolling 12 month period)	8	479	1.7%	1.6%	1.5%
% of patients satisfied with the treatment they have received (rolling 12 month period)	28	28	100.0%	95.3%	96.0%

\* Figures in italics indicate that the base number is less than 100.

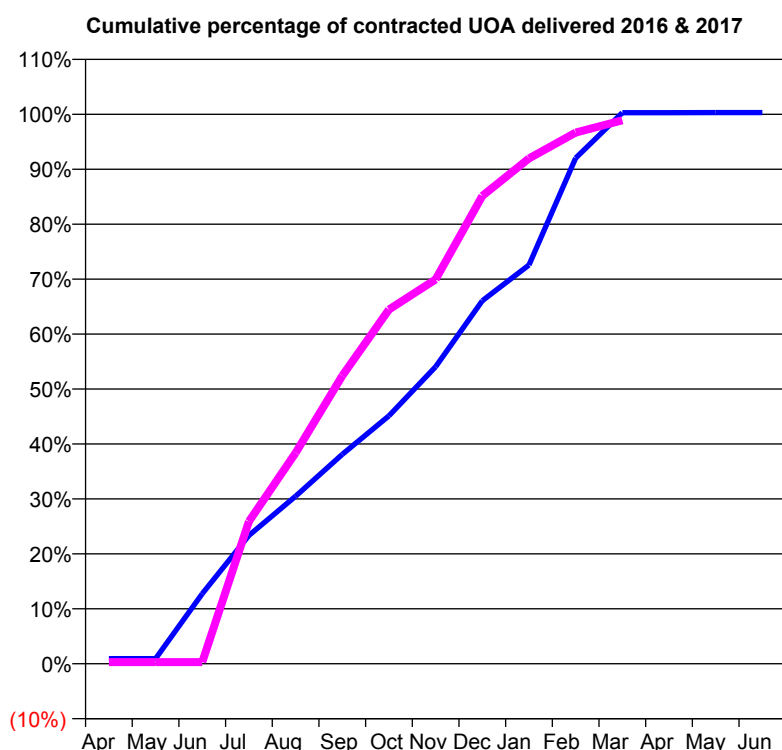
**Q57 - Vital Signs Orthodontic At a Glance Contract Report for 153885/0001 - March 2017**

Name or company name	Mr M. Kazemi and Dr S Dhillon
Contract type name	PDS Contract
Purpose of contract	Orthodontic
Contract start date	01/04/2013
Contract end date	31/03/2018

16/17 Contracted general activity (UDA)	0
Carry forward general activity (UDA)	0
16/17 Contracted orthodontic activity (UOA)	10,280
Carry forward orthodontic activity (UOA)	-31
Baseline contract value	£571,297.05

**ACCESS**

	Contract	England and Wales
24 month ratio of assessments to patient IDs	1.01	1.09

**ACTIVITY**


Month	Adjusted Scheduled Activity (UOA)	
	2016	2017
April	95	31
May	95	31
June	1,310	31
July	2,401	2,664
August	3,134	3,945
September	3,919	5,386
October	4,638	6,627
November	5,558	7,191
December	6,792	8,753
January	7,459	9,454
February	9,460	9,937
March	10,309	10,168
April	10,310	
May	10,311	
June	10,311	

**QUALITY**

	Contract Quantity	Contract Base Number	Contract *	Region	England
% of all assessments that were assess and fit appliances (rolling 12 month period)	483	585	82.6%	55.8%	56.6%
% of all assessments that were assess and refuse (rolling 12 month period)	55	585	9.4%	11.1%	11.8%
% of all assessments that were assess and review (rolling 12 month period)	47	585	8.0%	33.1%	31.6%
% of terminated courses where treatment was abandoned or discontinued (rolling 12 month period)	30	485	6.2%	8.6%	7.7%
% of completed treatments indicating that PAR score was taken (year to date)	239	455	52.5%	57.9%	58.4%
Rate of removable appliances per 100 fixed appliances - proposed treatment (rolling 12 month period)	18	940	1.91	7.01	5.64
Rate of removable appliances per 100 fixed appliances - completed treatment (rolling 12 month period)	21	474	4.43	6.51	4.81
% of courses of treatment with removable appliances only - proposed treatment (rolling 12 month period)	6	483	1.2%	2.5%	2.0%
% of courses of treatment with removable appliances only - completed treatment (rolling 12 month period)	6	455	1.3%	1.6%	1.5%
% of patients satisfied with the treatment they have received (rolling 12 month period)	10	11	90.9%	95.3%	96.0%

\* Figures in italics indicate that the base number is less than 100.

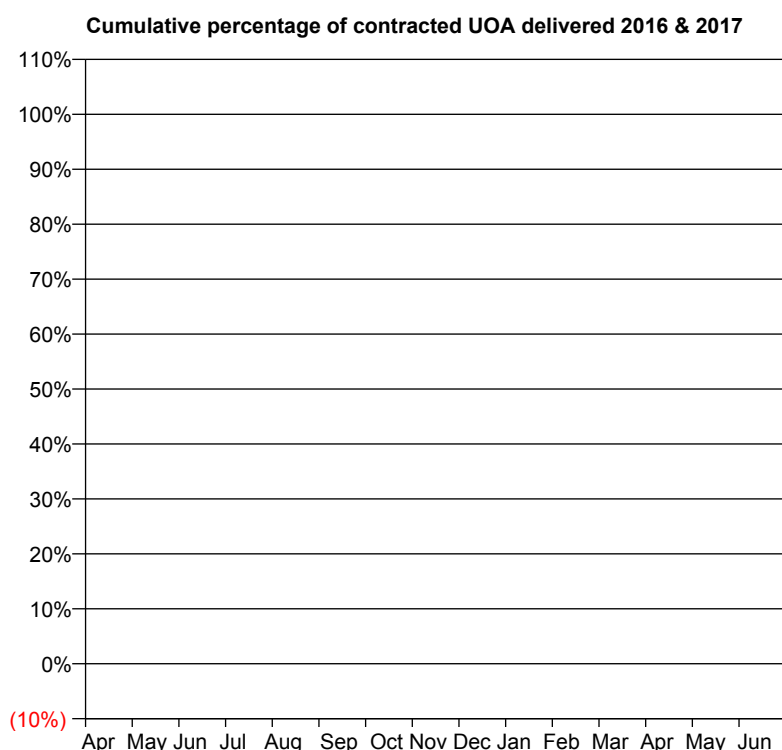
**Q57 - Vital Signs Orthodontic At a Glance Contract Report for 157376/0001 - March 2017**

Name or company name	Mr R Patel and Associates
Contract type name	GDS Contract
Purpose of contract	General
Contract start date	01/09/2011
Contract end date	

16/17 Contracted general activity (UDA)	27,231
Carry forward general activity (UDA)	-545
16/17 Contracted orthodontic activity (UOA)	0
Carry forward orthodontic activity (UOA)	0
Baseline contract value	£845,014.85

**ACCESS**

	Contract	England and Wales
24 month ratio of assessments to patient IDs	1.00	1.09

**ACTIVITY**


Month	Adjusted Scheduled Activity (UOA)	
	2016	2017
April	0	0
May	0	0
June	0	0
July	0	0
August	0	0
September	0	0
October	0	0
November	0	0
December	21	0
January	0	0
February	0	0
March	0	21
April	0	21
May	0	21
June	0	21

**QUALITY**

	Contract Quantity	Contract Base Number	Contract *	Region	England
% of all assessments that were assess and fit appliances (rolling 12 month period)	1	1	100.0%	55.8%	56.6%
% of all assessments that were assess and refuse (rolling 12 month period)	0	1	0.0%	11.1%	11.8%
% of all assessments that were assess and review (rolling 12 month period)	0	1	0.0%	33.1%	31.6%
% of terminated courses where treatment was abandoned or discontinued (rolling 12 month period)	0	1	0.0%	8.6%	7.7%
% of completed treatments indicating that PAR score was taken (year to date)	1	1	100.0%	57.9%	58.4%
Rate of removable appliances per 100 fixed appliances - proposed treatment (rolling 12 month period)	0	2	0.00	7.01	5.64
Rate of removable appliances per 100 fixed appliances - completed treatment (rolling 12 month period)	0	0	N/A	6.51	4.81
% of courses of treatment with removable appliances only - proposed treatment (rolling 12 month period)	0	1	0.0%	2.5%	2.0%
% of courses of treatment with removable appliances only - completed treatment (rolling 12 month period)	0	1	0.0%	1.6%	1.5%
% of patients satisfied with the treatment they have received (rolling 12 month period)	0	0	N/A	95.3%	96.0%

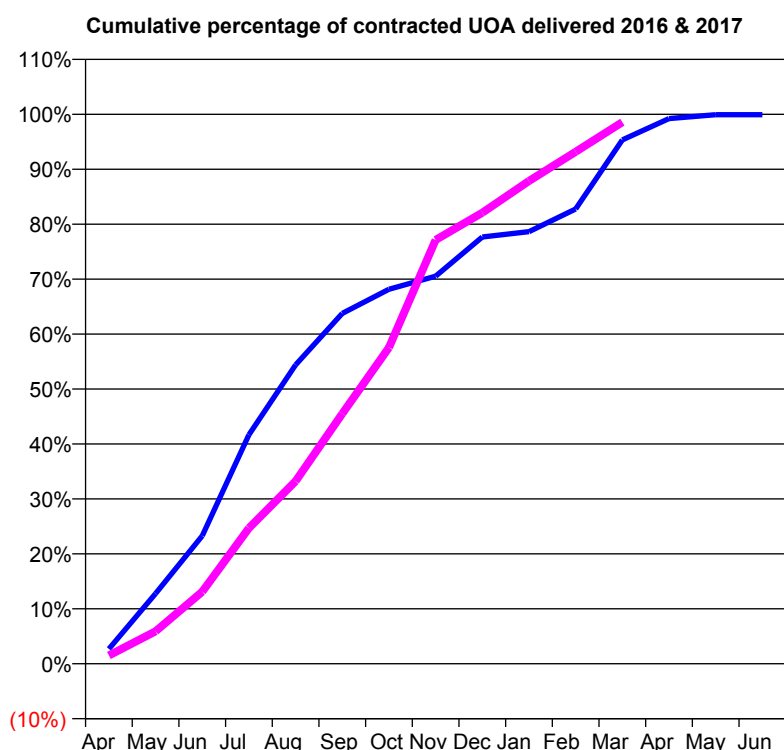
\* Figures in italics indicate that the base number is less than 100.

**Q57 - Vital Signs Orthodontic At a Glance Contract Report for 186872/0007 - March 2017**

Name or company name	ORTHOWORLD 2000 LTD
Contract type name	PDS Contract
Purpose of contract	Orthodontic
Contract start date	01/04/2006
Contract end date	31/03/2018

16/17 Contracted general activity (UDA)	0
Carry forward general activity (UDA)	0
16/17 Contracted orthodontic activity (UOA)	8,700
Carry forward orthodontic activity (UOA)	6
Baseline contract value	£559,255.95

ACCESS	Contract	England and Wales
24 month ratio of assessments to patient IDs	1.03	1.09

**ACTIVITY**


Month	Adjusted Scheduled Activity (UOA)	
	2016	2017
April	235	133
May	1,111	514
June	2,026	1,141
July	3,625	2,148
August	4,732	2,891
September	5,548	3,960
October	5,929	5,007
November	6,137	6,710
December	6,756	7,141
January	6,842	7,644
February	7,200	8,107
March	8,294	8,575
April	8,631	
May	8,694	
June	8,694	

QUALITY	Contract Quantity	Contract Base Number	Contract *	Region	England
% of all assessments that were assess and fit appliances (rolling 12 month period)	412	845	48.8%	55.8%	56.6%
% of all assessments that were assess and refuse (rolling 12 month period)	263	845	31.1%	11.1%	11.8%
% of all assessments that were assess and review (rolling 12 month period)	170	845	20.1%	33.1%	31.6%
% of terminated courses where treatment was abandoned or discontinued (rolling 12 month period)	33	451	7.3%	8.6%	7.7%
% of completed treatments indicating that PAR score was taken (year to date)	57	418	13.6%	57.9%	58.4%
Rate of removable appliances per 100 fixed appliances - proposed treatment (rolling 12 month period)	15	813	1.85	7.01	5.64
Rate of removable appliances per 100 fixed appliances - completed treatment (rolling 12 month period)	12	794	1.51	6.51	4.81
% of courses of treatment with removable appliances only - proposed treatment (rolling 12 month period)	2	412	0.5%	2.5%	2.0%
% of courses of treatment with removable appliances only - completed treatment (rolling 12 month period)	4	418	1.0%	1.6%	1.5%
% of patients satisfied with the treatment they have received (rolling 12 month period)	15	15	100.0%	95.3%	96.0%

\* Figures in italics indicate that the base number is less than 100.



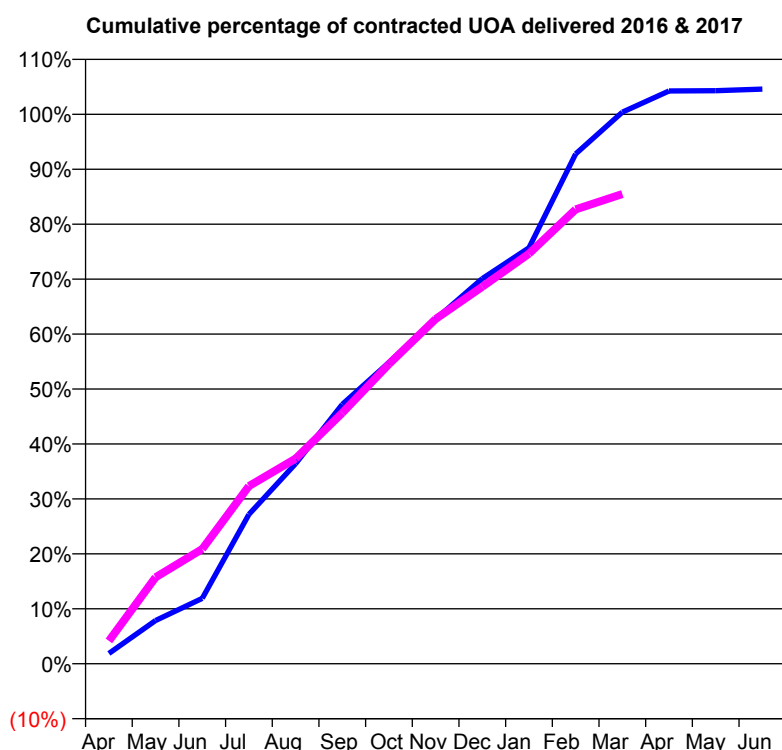
**Q57 - Vital Signs Orthodontic At a Glance Contract Report for 186872/0014 - March 2017**

Name or company name	ORTHOWORLD 2000 LTD
Contract type name	PDS Contract
Purpose of contract	Orthodontic
Contract start date	01/04/2006
Contract end date	31/03/2018

16/17 Contracted general activity (UDA)	0
Carry forward general activity (UDA)	0
16/17 Contracted orthodontic activity (UOA)	10,345
Carry forward orthodontic activity (UOA)	10
Baseline contract value	£642,649.72

**ACCESS**

	Contract	England and Wales
24 month ratio of assessments to patient IDs	1.01	1.09

**ACTIVITY**


Month	Adjusted Scheduled Activity (UOA)	
	2016	2017
April	185	431
May	779	1,628
June	1,176	2,161
July	2,686	3,344
August	3,599	3,863
September	4,665	4,723
October	5,418	5,643
November	6,198	6,490
December	6,927	7,097
January	7,480	7,720
February	9,169	8,554
March	9,920	8,844
April	10,302	
May	10,305	
June	10,335	

**QUALITY**

	Contract Quantity	Contract Base Number	Contract *	Region	England
% of all assessments that were assess and fit appliances (rolling 12 month period)	444	658	67.5%	55.8%	56.6%
% of all assessments that were assess and refuse (rolling 12 month period)	185	658	28.1%	11.1%	11.8%
% of all assessments that were assess and review (rolling 12 month period)	29	658	4.4%	33.1%	31.6%
% of terminated courses where treatment was abandoned or discontinued (rolling 12 month period)	3	7	42.9%	8.6%	7.7%
% of completed treatments indicating that PAR score was taken (year to date)	0	4	0.0%	57.9%	58.4%
Rate of removable appliances per 100 fixed appliances - proposed treatment (rolling 12 month period)	309	855	36.14	7.01	5.64
Rate of removable appliances per 100 fixed appliances - completed treatment (rolling 12 month period)	0	6	0.00	6.51	4.81
% of courses of treatment with removable appliances only - proposed treatment (rolling 12 month period)	13	444	2.9%	2.5%	2.0%
% of courses of treatment with removable appliances only - completed treatment (rolling 12 month period)	0	4	0.0%	1.6%	1.5%
% of patients satisfied with the treatment they have received (rolling 12 month period)	21	21	100.0%	95.3%	96.0%

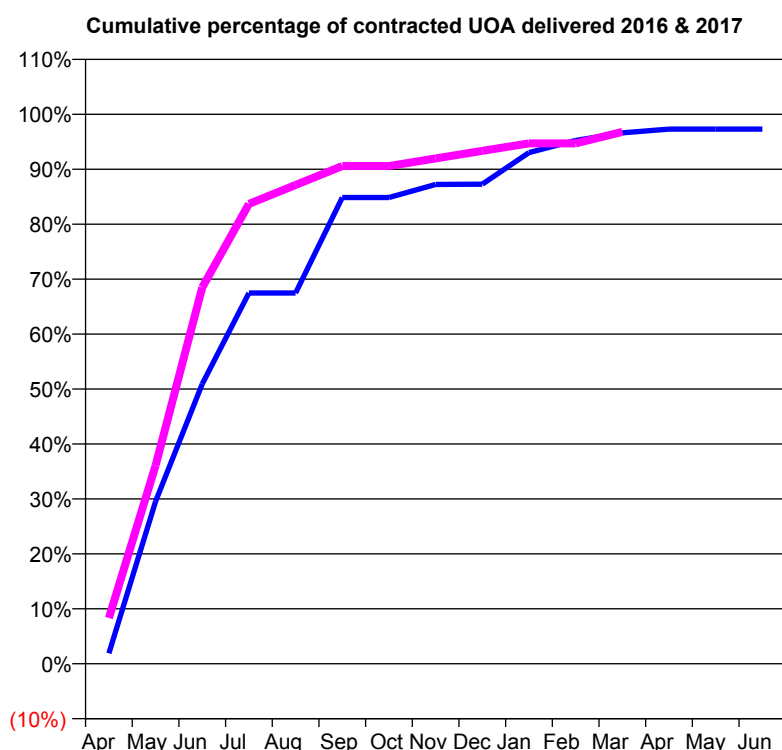
\* Figures in italics indicate that the base number is less than 100.

**Q57 - Vital Signs Orthodontic At a Glance Contract Report for 188018/0002 - March 2017**

Name or company name	Messrs. Lee & Perera
Contract type name	GDS Contract
Purpose of contract	Orthodontic
Contract start date	01/04/2008
Contract end date	31/03/2018

16/17 Contracted general activity (UDA)	0
Carry forward general activity (UDA)	0
16/17 Contracted orthodontic activity (UOA)	3,044
Carry forward orthodontic activity (UOA)	82
Baseline contract value	£192,543.42

ACCESS	Contract	England and Wales
24 month ratio of assessments to patient IDs	1.02	1.09

**ACTIVITY**


Month	Adjusted Scheduled Activity (UOA)	
	2016	2017
April	58	254
May	899	1,098
June	1,550	2,085
July	2,054	2,547
August	2,054	2,652
September	2,583	2,757
October	2,583	2,757
November	2,655	2,799
December	2,657	2,841
January	2,832	2,883
February	2,899	2,883
March	2,941	2,946
April	2,962	
May	2,962	
June	2,962	

**QUALITY**

	Contract Quantity	Contract Base Number	Contract *	Region	England
% of all assessments that were assess and fit appliances (rolling 12 month period)	146	147	99.3%	55.8%	56.6%
% of all assessments that were assess and refuse (rolling 12 month period)	0	147	0.0%	11.1%	11.8%
% of all assessments that were assess and review (rolling 12 month period)	1	147	0.7%	33.1%	31.6%
% of terminated courses where treatment was abandoned or discontinued (rolling 12 month period)	8	151	5.3%	8.6%	7.7%
% of completed treatments indicating that PAR score was taken (year to date)	55	143	38.5%	57.9%	58.4%
Rate of removable appliances per 100 fixed appliances - proposed treatment (rolling 12 month period)	45	202	22.28	7.01	5.64
Rate of removable appliances per 100 fixed appliances - completed treatment (rolling 12 month period)	30	202	14.85	6.51	4.81
% of courses of treatment with removable appliances only - proposed treatment (rolling 12 month period)	8	146	5.5%	2.5%	2.0%
% of courses of treatment with removable appliances only - completed treatment (rolling 12 month period)	2	143	1.4%	1.6%	1.5%
% of patients satisfied with the treatment they have received (rolling 12 month period)	2	2	100.0%	95.3%	96.0%

\* Figures in italics indicate that the base number is less than 100.

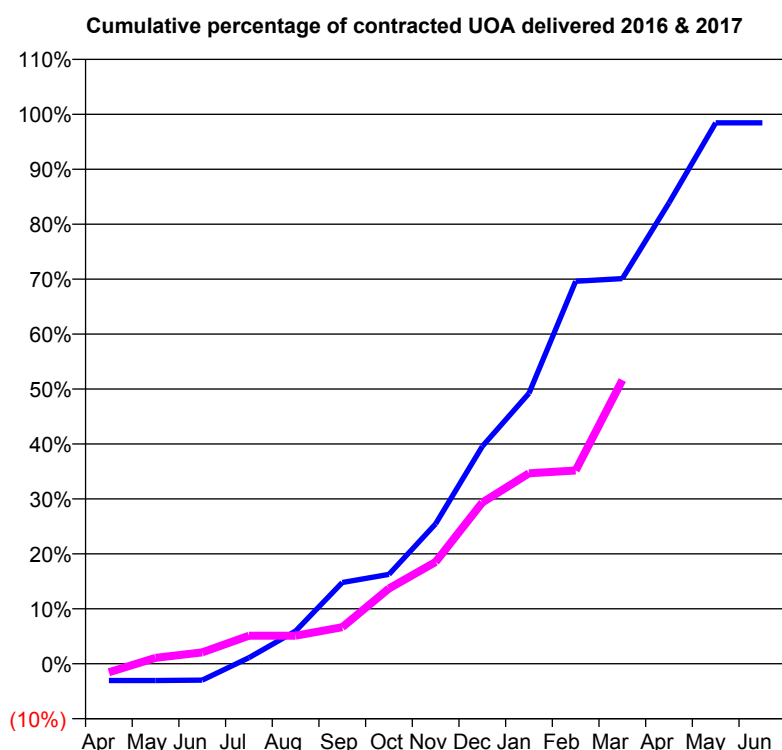
**Q57 - Vital Signs Orthodontic At a Glance Contract Report for 188190/0002 - March 2017**

Name or company name	J & S Essex
Contract type name	GDS Contract
Purpose of contract	Orthodontic
Contract start date	28/11/2008
Contract end date	31/03/2018

16/17 Contracted general activity (UDA)	0
Carry forward general activity (UDA)	0
16/17 Contracted orthodontic activity (UOA)	4,391
Carry forward orthodontic activity (UOA)	69
Baseline contract value	£268,623.23

**ACCESS**

	Contract	England and Wales
24 month ratio of assessments to patient IDs	1.10	1.09

**ACTIVITY**


Month	Adjusted Scheduled Activity (UOA)	
	2016	2017
April	-135	-69
May	-135	47
June	-132	91
July	49	224
August	262	224
September	649	292
October	714	602
November	1,118	814
December	1,737	1,289
January	2,162	1,522
February	3,057	1,544
March	3,078	2,267
April	3,683	
May	4,322	
June	4,322	

**QUALITY**

	Contract Quantity	Contract Base Number	Contract *	Region	England
% of all assessments that were assess and fit appliances (rolling 12 month period)	166	256	64.8%	55.8%	56.6%
% of all assessments that were assess and refuse (rolling 12 month period)	32	256	12.5%	11.1%	11.8%
% of all assessments that were assess and review (rolling 12 month period)	58	256	22.7%	33.1%	31.6%
% of terminated courses where treatment was abandoned or discontinued (rolling 12 month period)	81	293	27.6%	8.6%	7.7%
% of completed treatments indicating that PAR score was taken (year to date)	75	212	35.4%	57.9%	58.4%
Rate of removable appliances per 100 fixed appliances - proposed treatment (rolling 12 month period)	8	328	2.44	7.01	5.64
Rate of removable appliances per 100 fixed appliances - completed treatment (rolling 12 month period)	2	147	1.36	6.51	4.81
% of courses of treatment with removable appliances only - proposed treatment (rolling 12 month period)	0	166	0.0%	2.5%	2.0%
% of courses of treatment with removable appliances only - completed treatment (rolling 12 month period)	0	212	0.0%	1.6%	1.5%
% of patients satisfied with the treatment they have received (rolling 12 month period)	7	8	87.5%	95.3%	96.0%

\* Figures in italics indicate that the base number is less than 100.

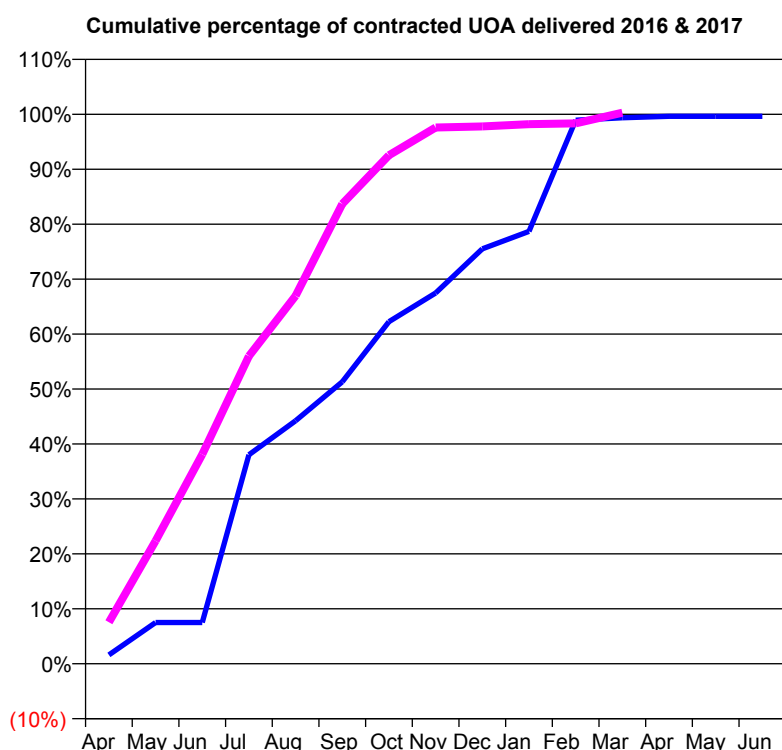
**Q57 - Vital Signs Orthodontic At a Glance Contract Report for 199559/0003 - March 2017**

Name or company name	Parmar Dental
Contract type name	GDS Contract
Purpose of contract	Orthodontic
Contract start date	24/08/2011
Contract end date	31/03/2018

16/17 Contracted general activity (UDA)	0
Carry forward general activity (UDA)	0
16/17 Contracted orthodontic activity (UOA)	2,159
Carry forward orthodontic activity (UOA)	8
Baseline contract value	£132,080.62

**ACCESS**

	Contract	England and Wales
24 month ratio of assessments to patient IDs	1.01	1.09

**ACTIVITY**


Month	Adjusted Scheduled Activity (UOA)	
	2016	2017
April	35	163
May	162	483
June	162	823
July	821	1,209
August	955	1,446
September	1,108	1,807
October	1,344	1,998
November	1,457	2,107
December	1,630	2,111
January	1,699	2,120
February	2,136	2,123
March	2,145	2,165
April	2,151	
May	2,151	
June	2,151	

**QUALITY**

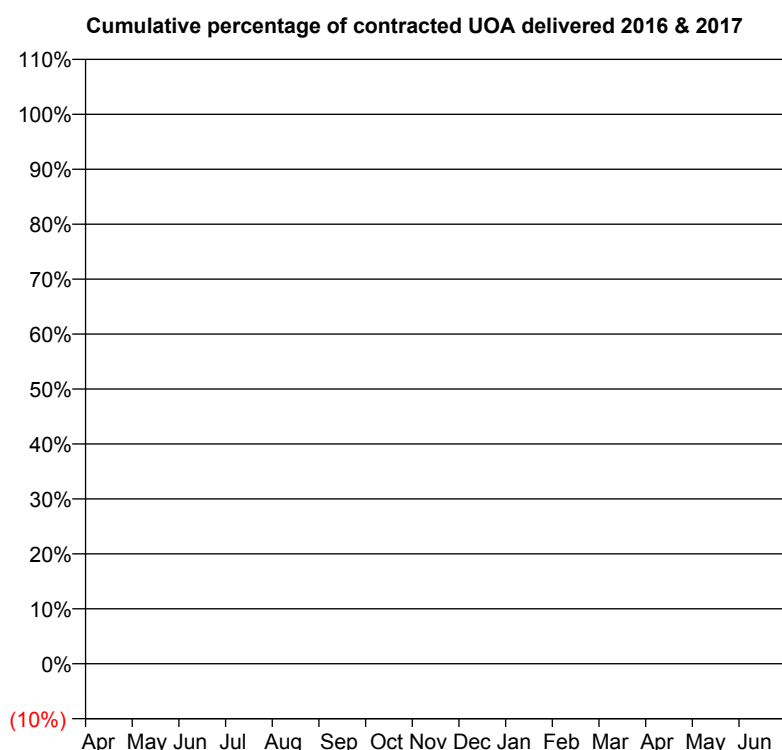
	Contract Quantity	Contract Base Number	Contract *	Region	England
% of all assessments that were assess and fit appliances (rolling 12 month period)	101	159	63.5%	55.8%	56.6%
% of all assessments that were assess and refuse (rolling 12 month period)	31	159	19.5%	11.1%	11.8%
% of all assessments that were assess and review (rolling 12 month period)	27	159	17.0%	33.1%	31.6%
% of terminated courses where treatment was abandoned or discontinued (rolling 12 month period)	3	93	3.2%	8.6%	7.7%
% of completed treatments indicating that PAR score was taken (year to date)	67	90	74.4%	57.9%	58.4%
Rate of removable appliances per 100 fixed appliances - proposed treatment (rolling 12 month period)	14	134	10.45	7.01	5.64
Rate of removable appliances per 100 fixed appliances - completed treatment (rolling 12 month period)	0	0	N/A	6.51	4.81
% of courses of treatment with removable appliances only - proposed treatment (rolling 12 month period)	8	101	7.9%	2.5%	2.0%
% of courses of treatment with removable appliances only - completed treatment (rolling 12 month period)	0	90	0.0%	1.6%	1.5%
% of patients satisfied with the treatment they have received (rolling 12 month period)	3	3	100.0%	95.3%	96.0%

\* Figures in italics indicate that the base number is less than 100.

**Q57 - Vital Signs Orthodontic At a Glance Contract Report for 219045/0001 - March 2017**

Name or company name	MR PJ POWER	16/17 Contracted general activity (UDA)	26,541
Contract type name	GDS Contract	Carry forward general activity (UDA)	-9
Purpose of contract	General	16/17 Contracted orthodontic activity (UOA)	0
Contract start date	01/04/2006	Carry forward orthodontic activity (UOA)	0
Contract end date		Baseline contract value	£736,305.91

ACCESS	Contract	England and Wales
24 month ratio of assessments to patient IDs	1.11	1.09

**ACTIVITY**


Adjusted Scheduled Activity (UOA)		
Month	2016	2017
April	0	0
May	0	0
June	2	0
July	4	0
August	4	0
September	4	0
October	4	0
November	9	0
December	12	0
January	12	1
February	14	2
March	16	5
April	16	
May	16	
June	16	

QUALITY	Contract Quantity	Contract Base Number	Contract *	Region	England
% of all assessments that were assess and fit appliances (rolling 12 month period)	0	5	0.0%	55.8%	56.6%
% of all assessments that were assess and refuse (rolling 12 month period)	0	5	0.0%	11.1%	11.8%
% of all assessments that were assess and review (rolling 12 month period)	5	5	100.0%	33.1%	31.6%
% of terminated courses where treatment was abandoned or discontinued (rolling 12 month period)	0	0	N/A	8.6%	7.7%
% of completed treatments indicating that PAR score was taken (year to date)	0	0	N/A	57.9%	58.4%
Rate of removable appliances per 100 fixed appliances - proposed treatment (rolling 12 month period)	0	0	N/A	7.01	5.64
Rate of removable appliances per 100 fixed appliances - completed treatment (rolling 12 month period)	0	0	N/A	6.51	4.81
% of courses of treatment with removable appliances only - proposed treatment (rolling 12 month period)	0	0	N/A	2.5%	2.0%
% of courses of treatment with removable appliances only - completed treatment (rolling 12 month period)	0	0	N/A	1.6%	1.5%
% of patients satisfied with the treatment they have received (rolling 12 month period)	0	0	N/A	95.3%	96.0%

\* Figures in italics indicate that the base number is less than 100.

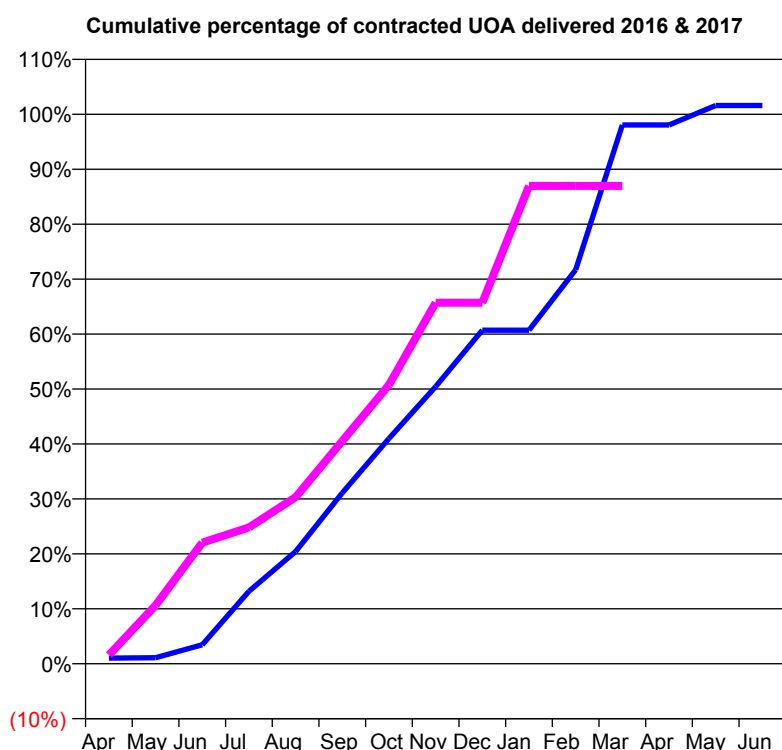
**Q57 - Vital Signs Orthodontic At a Glance Contract Report for 246190/0001 - March 2017**

Name or company name	MR NM SHAH
Contract type name	PDS Contract
Purpose of contract	Orthodontic
Contract start date	01/04/2006
Contract end date	31/03/2018

16/17 Contracted general activity (UDA)	0
Carry forward general activity (UDA)	0
16/17 Contracted orthodontic activity (UOA)	5,340
Carry forward orthodontic activity (UOA)	-85
Baseline contract value	£303,850.15

**ACCESS**

	Contract	England and Wales
24 month ratio of assessments to patient IDs	1.00	1.09

**ACTIVITY**


Month	Adjusted Scheduled Activity (UOA)	
	2016	2017
April	55	85
May	59	568
June	185	1,177
July	704	1,325
August	1,090	1,619
September	1,661	2,165
October	2,189	2,711
November	2,693	3,509
December	3,241	3,509
January	3,241	4,644
February	3,829	4,644
March	5,236	4,644
April	5,236	
May	5,425	
June	5,425	

**QUALITY**

	Contract Quantity	Contract Base Number	Contract *	Region	England
% of all assessments that were assess and fit appliances (rolling 12 month period)	226	227	99.6%	55.8%	56.6%
% of all assessments that were assess and refuse (rolling 12 month period)	0	227	0.0%	11.1%	11.8%
% of all assessments that were assess and review (rolling 12 month period)	1	227	0.4%	33.1%	31.6%
% of terminated courses where treatment was abandoned or discontinued (rolling 12 month period)	13	128	10.2%	8.6%	7.7%
% of completed treatments indicating that PAR score was taken (year to date)	90	115	78.3%	57.9%	58.4%
Rate of removable appliances per 100 fixed appliances - proposed treatment (rolling 12 month period)	62	422	14.69	7.01	5.64
Rate of removable appliances per 100 fixed appliances - completed treatment (rolling 12 month period)	1	223	0.45	6.51	4.81
% of courses of treatment with removable appliances only - proposed treatment (rolling 12 month period)	1	226	0.4%	2.5%	2.0%
% of courses of treatment with removable appliances only - completed treatment (rolling 12 month period)	0	115	0.0%	1.6%	1.5%
% of patients satisfied with the treatment they have received (rolling 12 month period)	10	10	100.0%	95.3%	96.0%

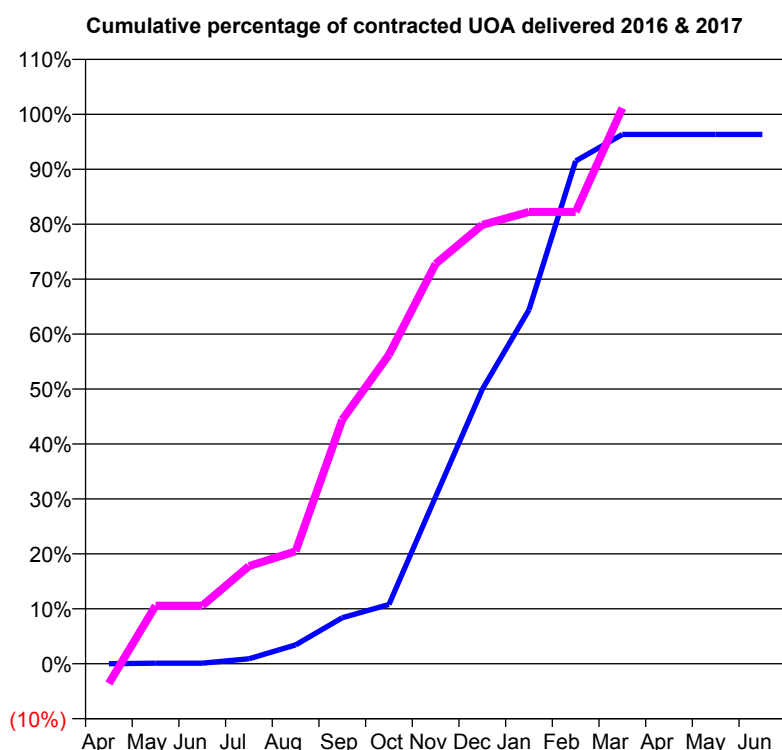
\* Figures in italics indicate that the base number is less than 100.

**Q57 - Vital Signs Orthodontic At a Glance Contract Report for 271187/0002 - March 2017**

Name or company name	Harlow Dental Surgery
Contract type name	GDS Contract
Purpose of contract	Orthodontic
Contract start date	01/04/2015
Contract end date	31/03/2018

16/17 Contracted general activity (UDA)	0
Carry forward general activity (UDA)	0
16/17 Contracted orthodontic activity (UOA)	889
Carry forward orthodontic activity (UOA)	32
Baseline contract value	£54,474.51

ACCESS	Contract	England and Wales
24 month ratio of assessments to patient IDs	1.08	1.09

**ACTIVITY**


Month	Adjusted Scheduled Activity (UOA)	
	2016	2017
April	0	-32
May	1	94
June	1	94
July	8	158
August	30	182
September	73	395
October	94	500
November	265	647
December	435	710
January	561	731
February	797	731
March	839	899
April	839	
May	839	
June	839	

**QUALITY**

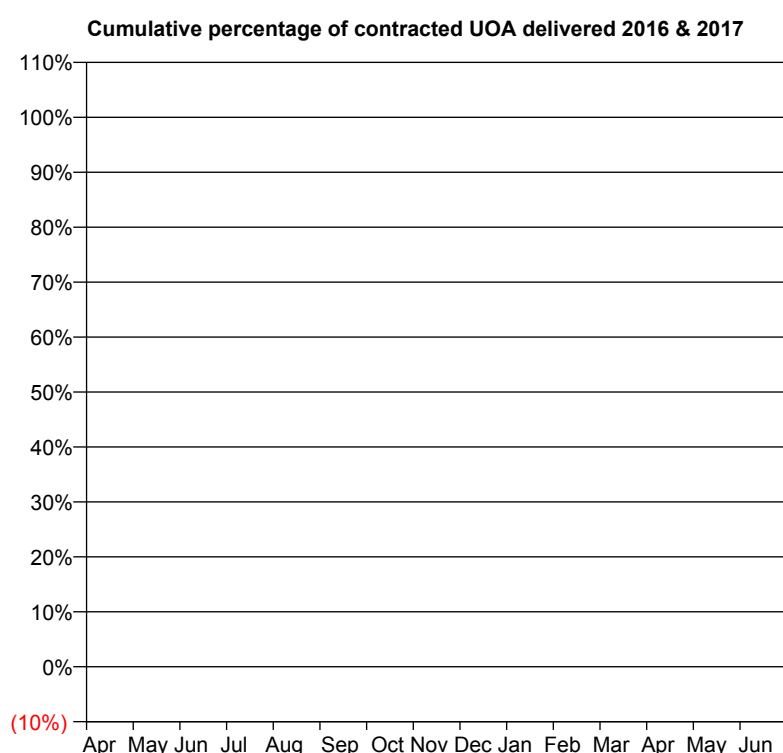
	Contract Quantity	Contract Base Number	Contract *	Region	England
% of all assessments that were assess and fit appliances (rolling 12 month period)	44	51	86.3%	55.8%	56.6%
% of all assessments that were assess and refuse (rolling 12 month period)	1	51	2.0%	11.1%	11.8%
% of all assessments that were assess and review (rolling 12 month period)	6	51	11.8%	33.1%	31.6%
% of terminated courses where treatment was abandoned or discontinued (rolling 12 month period)	1	23	4.3%	8.6%	7.7%
% of completed treatments indicating that PAR score was taken (year to date)	10	22	45.5%	57.9%	58.4%
Rate of removable appliances per 100 fixed appliances - proposed treatment (rolling 12 month period)	0	0	N/A	7.01	5.64
Rate of removable appliances per 100 fixed appliances - completed treatment (rolling 12 month period)	0	35	0.00	6.51	4.81
% of courses of treatment with removable appliances only - proposed treatment (rolling 12 month period)	0	44	0.0%	2.5%	2.0%
% of courses of treatment with removable appliances only - completed treatment (rolling 12 month period)	0	22	0.0%	1.6%	1.5%
% of patients satisfied with the treatment they have received (rolling 12 month period)	2	2	100.0%	95.3%	96.0%

\* Figures in italics indicate that the base number is less than 100.

**Q57 - Vital Signs Orthodontic At a Glance Contract Report for 306207/0001 - March 2017**

Name or company name	The Cosmetic Dental Studio	16/17 Contracted general activity (UDA)	1,400
Contract type name	GDS Contract	Carry forward general activity (UDA)	-16
Purpose of contract	General	16/17 Contracted orthodontic activity (UOA)	0
Contract start date	01/04/2006	Carry forward orthodontic activity (UOA)	0
Contract end date		Baseline contract value	£42,603.57

ACCESS	Contract	England and Wales
24 month ratio of assessments to patient IDs	1.00	1.09

**ACTIVITY**


Month	Adjusted Scheduled Activity (UOA)	
	2016	2017
April	0	0
May	0	0
June	0	0
July	0	0
August	0	0
September	0	0
October	0	0
November	0	1
December	0	1
January	0	1
February	0	1
March	0	1
April	0	
May	0	
June	0	

QUALITY	Contract Quantity	Contract Base Number	Contract *	Region	England
% of all assessments that were assess and fit appliances (rolling 12 month period)	0	1	0.0%	55.8%	56.6%
% of all assessments that were assess and refuse (rolling 12 month period)	0	1	0.0%	11.1%	11.8%
% of all assessments that were assess and review (rolling 12 month period)	1	1	100.0%	33.1%	31.6%
% of terminated courses where treatment was abandoned or discontinued (rolling 12 month period)	0	0	N/A	8.6%	7.7%
% of completed treatments indicating that PAR score was taken (year to date)	0	0	N/A	57.9%	58.4%
Rate of removable appliances per 100 fixed appliances - proposed treatment (rolling 12 month period)	0	0	N/A	7.01	5.64
Rate of removable appliances per 100 fixed appliances - completed treatment (rolling 12 month period)	0	0	N/A	6.51	4.81
% of courses of treatment with removable appliances only - proposed treatment (rolling 12 month period)	0	0	N/A	2.5%	2.0%
% of courses of treatment with removable appliances only - completed treatment (rolling 12 month period)	0	0	N/A	1.6%	1.5%
% of patients satisfied with the treatment they have received (rolling 12 month period)	0	0	N/A	95.3%	96.0%

\* Figures in italics indicate that the base number is less than 100.



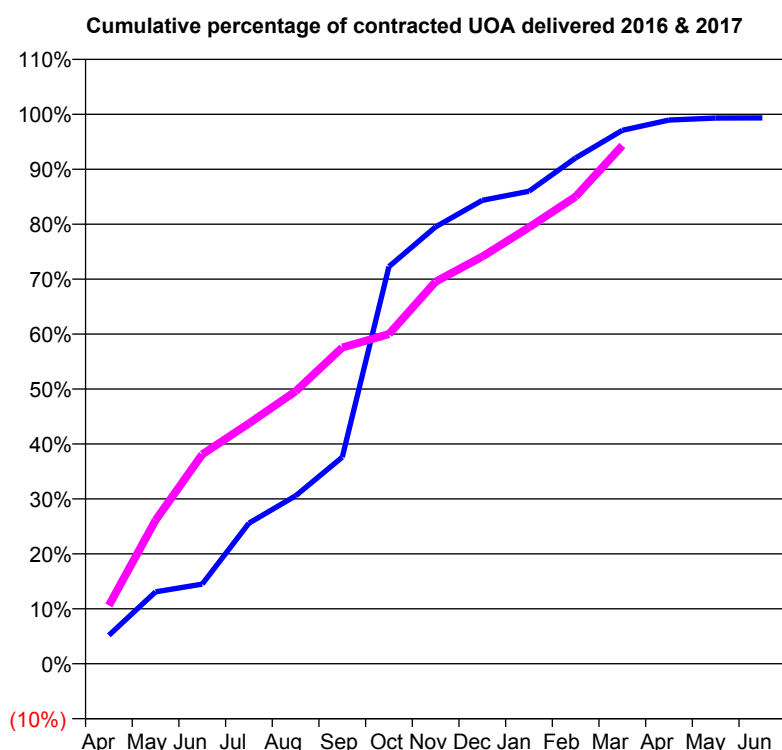
**Q57 - Vital Signs Orthodontic At a Glance Contract Report for 326275/0001 - March 2017**

Name or company name	MR GM DAVIES
Contract type name	PDS Contract
Purpose of contract	Orthodontic
Contract start date	01/04/2006
Contract end date	31/03/2018

16/17 Contracted general activity (UDA)	0
Carry forward general activity (UDA)	0
16/17 Contracted orthodontic activity (UOA)	6,396
Carry forward orthodontic activity (UOA)	43
Baseline contract value	£407,200.81

**ACCESS**

	Contract	England and Wales
24 month ratio of assessments to patient IDs	1.03	1.09

**ACTIVITY**


Month	Adjusted Scheduled Activity (UOA)	
	2016	2017
April	332	679
May	837	1,671
June	928	2,438
July	1,637	2,798
August	1,955	3,171
September	2,405	3,681
October	4,623	3,837
November	5,086	4,448
December	5,394	4,739
January	5,500	5,080
February	5,888	5,438
March	6,209	6,032
April	6,328	
May	6,352	
June	6,353	

**QUALITY**

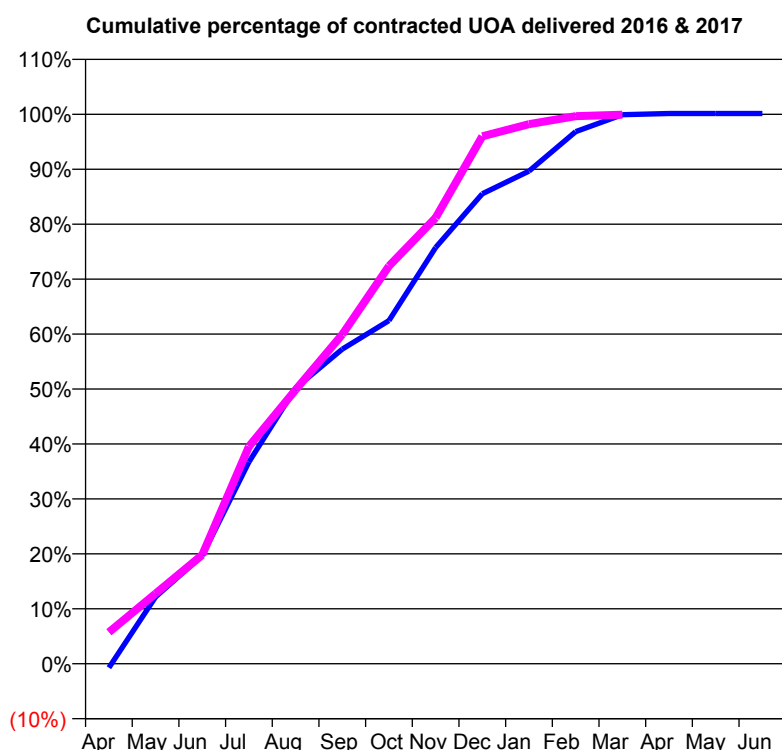
	Contract Quantity	Contract Base Number	Contract *	Region	England
% of all assessments that were assess and fit appliances (rolling 12 month period)	285	586	48.6%	55.8%	56.6%
% of all assessments that were assess and refuse (rolling 12 month period)	85	586	14.5%	11.1%	11.8%
% of all assessments that were assess and review (rolling 12 month period)	216	586	36.9%	33.1%	31.6%
% of terminated courses where treatment was abandoned or discontinued (rolling 12 month period)	12	305	3.9%	8.6%	7.7%
% of completed treatments indicating that PAR score was taken (year to date)	289	293	98.6%	57.9%	58.4%
Rate of removable appliances per 100 fixed appliances - proposed treatment (rolling 12 month period)	36	535	6.73	7.01	5.64
Rate of removable appliances per 100 fixed appliances - completed treatment (rolling 12 month period)	66	581	11.36	6.51	4.81
% of courses of treatment with removable appliances only - proposed treatment (rolling 12 month period)	1	285	0.4%	2.5%	2.0%
% of courses of treatment with removable appliances only - completed treatment (rolling 12 month period)	1	293	0.3%	1.6%	1.5%
% of patients satisfied with the treatment they have received (rolling 12 month period)	20	21	95.2%	95.3%	96.0%

\* Figures in italics indicate that the base number is less than 100.

**Q57 - Vital Signs Orthodontic At a Glance Contract Report for 336084/0003 - March 2017**

Name or company name	MR CA VAN DER MERWE	16/17 Contracted general activity (UDA)	0
Contract type name	PDS Contract	Carry forward general activity (UDA)	0
Purpose of contract	Orthodontic	16/17 Contracted orthodontic activity (UOA)	2,870
Contract start date	01/04/2013	Carry forward orthodontic activity (UOA)	-4
Contract end date	31/03/2018	Baseline contract value	£172,157.87

ACCESS	Contract	England and Wales
24 month ratio of assessments to patient IDs	1.28	1.09

**ACTIVITY**


Month	Adjusted Scheduled Activity (UOA)	
	2016	2017
April	-21	165
May	349	367
June	565	569
July	1,054	1,135
August	1,440	1,431
September	1,643	1,720
October	1,792	2,077
November	2,174	2,329
December	2,455	2,755
January	2,573	2,818
February	2,779	2,860
March	2,868	2,868
April	2,874	
May	2,874	
June	2,874	

QUALITY	Contract Quantity	Contract Base Number	Contract *	Region	England
% of all assessments that were assess and fit appliances (rolling 12 month period)	125	427	29.3%	55.8%	56.6%
% of all assessments that were assess and refuse (rolling 12 month period)	178	427	41.7%	11.1%	11.8%
% of all assessments that were assess and review (rolling 12 month period)	124	427	29.0%	33.1%	31.6%
% of terminated courses where treatment was abandoned or discontinued (rolling 12 month period)	19	130	14.6%	8.6%	7.7%
% of completed treatments indicating that PAR score was taken (year to date)	98	111	88.3%	57.9%	58.4%
Rate of removable appliances per 100 fixed appliances - proposed treatment (rolling 12 month period)	2	244	0.82	7.01	5.64
Rate of removable appliances per 100 fixed appliances - completed treatment (rolling 12 month period)	3	206	1.46	6.51	4.81
% of courses of treatment with removable appliances only - proposed treatment (rolling 12 month period)	2	125	1.6%	2.5%	2.0%
% of courses of treatment with removable appliances only - completed treatment (rolling 12 month period)	3	111	2.7%	1.6%	1.5%
% of patients satisfied with the treatment they have received (rolling 12 month period)	8	8	100.0%	95.3%	96.0%

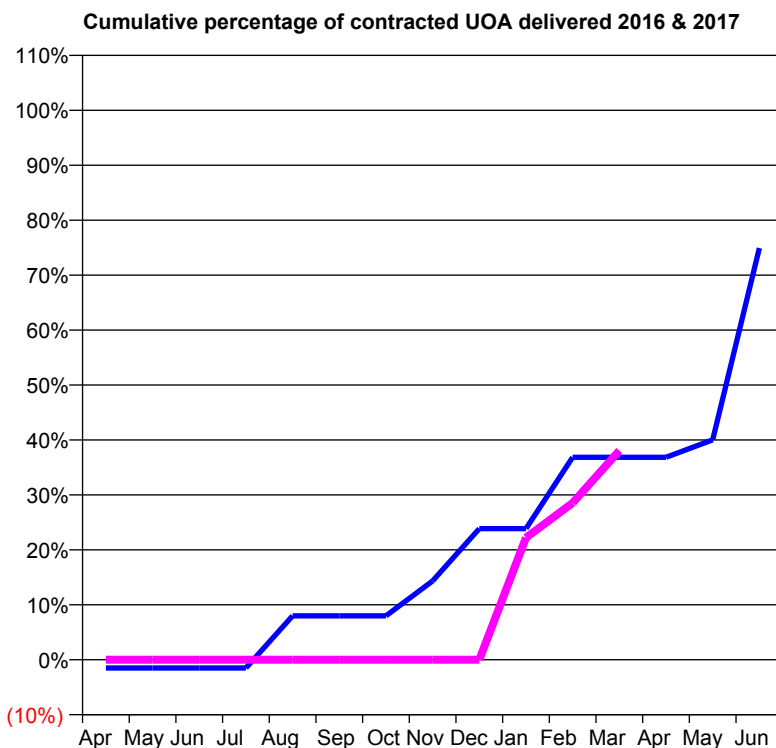
\* Figures in italics indicate that the base number is less than 100.

**Q57 - Vital Signs Orthodontic At a Glance Contract Report for 567140/0002 - March 2017**

Name or company name	MR SA NAJEFI	16/17 Contracted general activity (UDA)	0
Contract type name	PDS Contract	Carry forward general activity (UDA)	0
Purpose of contract	Orthodontic	16/17 Contracted orthodontic activity (UOA)	662
Contract start date	01/04/2013	Carry forward orthodontic activity (UOA)	0
Contract end date	31/03/2018	Baseline contract value	£37,669.29

**ACCESS**

	Contract	England and Wales
24 month ratio of assessments to patient IDs	1.21	1.09

**ACTIVITY**


Month	Adjusted Scheduled Activity (UOA)	
	2016	2017
April	-10	0
May	-10	0
June	-10	0
July	-10	0
August	53	0
September	53	0
October	53	0
November	95	0
December	158	0
January	158	147
February	244	189
March	244	252
April	244	
May	265	
June	496	

**QUALITY**

	Contract Quantity	Contract Base Number	Contract *	Region	England
% of all assessments that were assess and fit appliances (rolling 12 month period)	40	40	100.0%	55.8%	56.6%
% of all assessments that were assess and refuse (rolling 12 month period)	0	40	0.0%	11.1%	11.8%
% of all assessments that were assess and review (rolling 12 month period)	0	40	0.0%	33.1%	31.6%
% of terminated courses where treatment was abandoned or discontinued (rolling 12 month period)	9	39	23.1%	8.6%	7.7%
% of completed treatments indicating that PAR score was taken (year to date)	28	30	93.3%	57.9%	58.4%
Rate of removable appliances per 100 fixed appliances - proposed treatment (rolling 12 month period)	28	72	38.89	7.01	5.64
Rate of removable appliances per 100 fixed appliances - completed treatment (rolling 12 month period)	2	4	50.00	6.51	4.81
% of courses of treatment with removable appliances only - proposed treatment (rolling 12 month period)	1	40	2.5%	2.5%	2.0%
% of courses of treatment with removable appliances only - completed treatment (rolling 12 month period)	0	30	0.0%	1.6%	1.5%
% of patients satisfied with the treatment they have received (rolling 12 month period)	2	2	100.0%	95.3%	96.0%

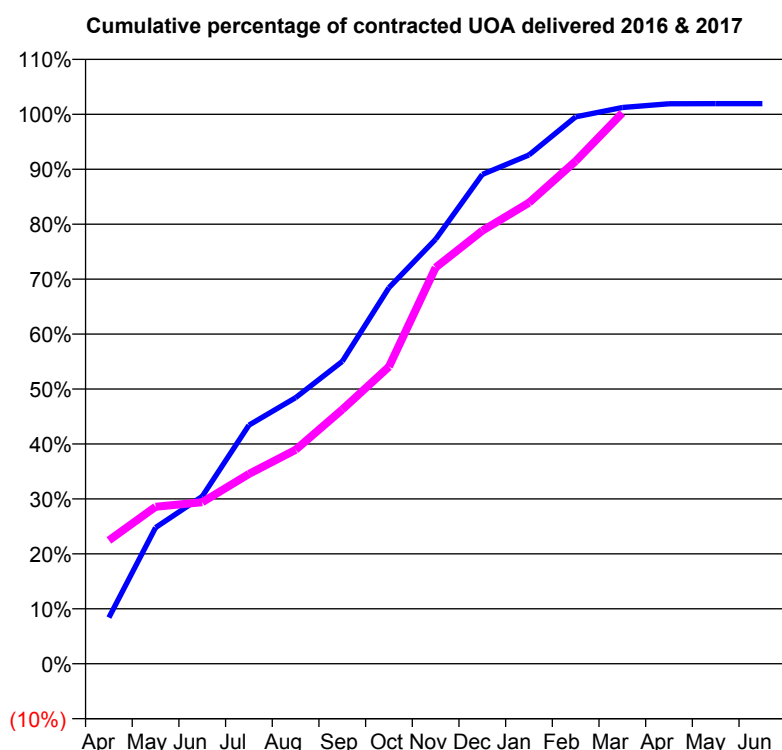
\* Figures in italics indicate that the base number is less than 100.

**Q57 - Vital Signs Orthodontic At a Glance Contract Report for 649694/0002 - March 2017**

Name or company name	MR SB DENNY
Contract type name	GDS Contract
Purpose of contract	Orthodontic
Contract start date	02/11/2006
Contract end date	31/03/2018

16/17 Contracted general activity (UDA)	0
Carry forward general activity (UDA)	0
16/17 Contracted orthodontic activity (UOA)	3,962
Carry forward orthodontic activity (UOA)	-77
Baseline contract value	£242,373.79

ACCESS	Contract	England and Wales
24 month ratio of assessments to patient IDs	1.10	1.09

**ACTIVITY**


Month	Adjusted Scheduled Activity (UOA)	
	2016	2017
April	333	890
May	982	1,132
June	1,207	1,165
July	1,721	1,369
August	1,919	1,543
September	2,180	1,833
October	2,712	2,142
November	3,061	2,857
December	3,528	3,122
January	3,668	3,324
February	3,943	3,624
March	4,011	3,971
April	4,038	
May	4,039	
June	4,039	

QUALITY	Contract Quantity	Contract Base Number	Contract *	Region	England
% of all assessments that were assess and fit appliances (rolling 12 month period)	185	389	47.6%	55.8%	56.6%
% of all assessments that were assess and refuse (rolling 12 month period)	20	389	5.1%	11.1%	11.8%
% of all assessments that were assess and review (rolling 12 month period)	184	389	47.3%	33.1%	31.6%
% of terminated courses where treatment was abandoned or discontinued (rolling 12 month period)	1	48	2.1%	8.6%	7.7%
% of completed treatments indicating that PAR score was taken (year to date)	6	47	12.8%	57.9%	58.4%
Rate of removable appliances per 100 fixed appliances - proposed treatment (rolling 12 month period)	0	2	0.00	7.01	5.64
Rate of removable appliances per 100 fixed appliances - completed treatment (rolling 12 month period)	0	0	N/A	6.51	4.81
% of courses of treatment with removable appliances only - proposed treatment (rolling 12 month period)	0	185	0.0%	2.5%	2.0%
% of courses of treatment with removable appliances only - completed treatment (rolling 12 month period)	0	47	0.0%	1.6%	1.5%
% of patients satisfied with the treatment they have received (rolling 12 month period)	5	5	100.0%	95.3%	96.0%

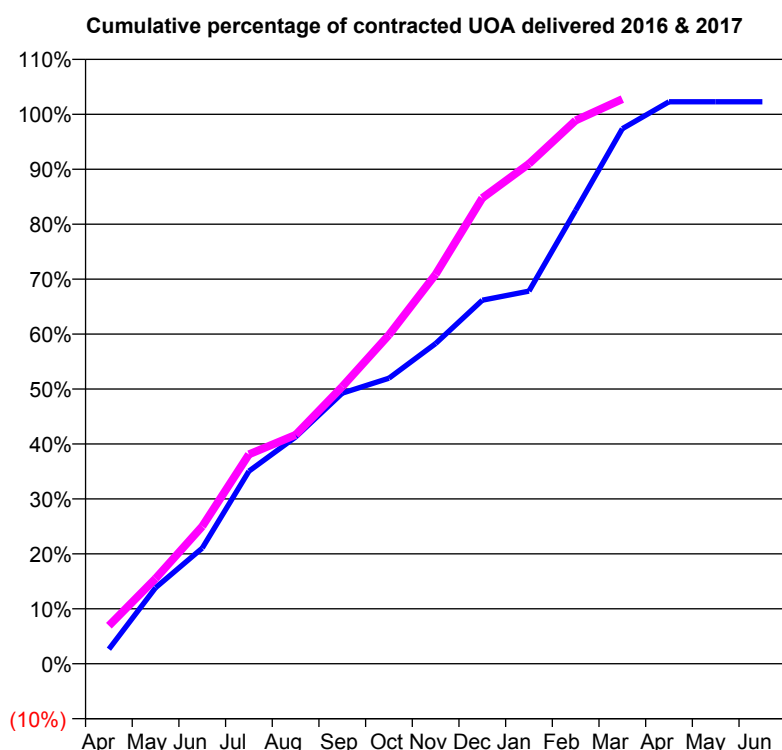
\* Figures in italics indicate that the base number is less than 100.

**Q57 - Vital Signs Orthodontic At a Glance Contract Report for 651184/0001 - March 2017**

Name or company name	MR SJ JACKSON
Contract type name	PDS Contract
Purpose of contract	Orthodontic
Contract start date	01/04/2006
Contract end date	31/03/2018

16/17 Contracted general activity (UDA)	0
Carry forward general activity (UDA)	0
16/17 Contracted orthodontic activity (UOA)	6,562
Carry forward orthodontic activity (UOA)	-130
Baseline contract value	£415,233.40

ACCESS	Contract	England and Wales
24 month ratio of assessments to patient IDs	1.12	1.09

**ACTIVITY**


Month	Adjusted Scheduled Activity (UOA)	
	2016	2017
April	172	455
May	897	1,018
June	1,364	1,641
July	2,272	2,501
August	2,674	2,733
September	3,191	3,309
October	3,367	3,927
November	3,777	4,651
December	4,287	5,562
January	4,394	5,971
February	5,348	6,488
March	6,309	6,743
April	6,627	
May	6,627	
June	6,627	

QUALITY	Contract Quantity	Contract Base Number	Contract *	Region	England
% of all assessments that were assess and fit appliances (rolling 12 month period)	342	491	69.7%	55.8%	56.6%
% of all assessments that were assess and refuse (rolling 12 month period)	94	491	19.1%	11.1%	11.8%
% of all assessments that were assess and review (rolling 12 month period)	55	491	11.2%	33.1%	31.6%
% of terminated courses where treatment was abandoned or discontinued (rolling 12 month period)	6	330	1.8%	8.6%	7.7%
% of completed treatments indicating that PAR score was taken (year to date)	324	324	100.0%	57.9%	58.4%
Rate of removable appliances per 100 fixed appliances - proposed treatment (rolling 12 month period)	7	674	1.04	7.01	5.64
Rate of removable appliances per 100 fixed appliances - completed treatment (rolling 12 month period)	6	627	0.96	6.51	4.81
% of courses of treatment with removable appliances only - proposed treatment (rolling 12 month period)	2	342	0.6%	2.5%	2.0%
% of courses of treatment with removable appliances only - completed treatment (rolling 12 month period)	2	324	0.6%	1.6%	1.5%
% of patients satisfied with the treatment they have received (rolling 12 month period)	13	13	100.0%	95.3%	96.0%

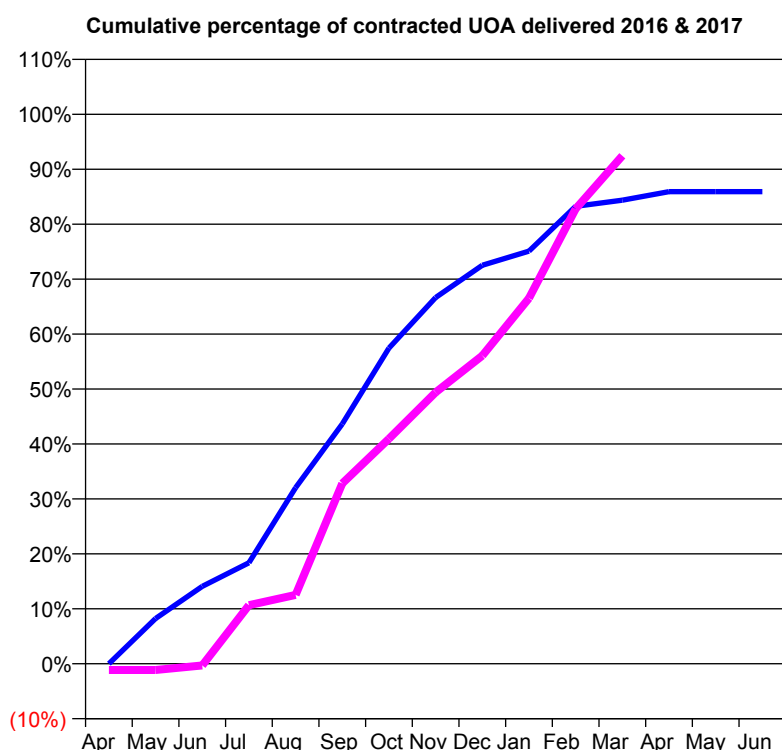
\* Figures in italics indicate that the base number is less than 100.

**Q57 - Vital Signs Orthodontic At a Glance Contract Report for 737968/0001 - March 2017**

Name or company name	MR WH KWOK
Contract type name	PDS Contract
Purpose of contract	Orthodontic
Contract start date	01/04/2006
Contract end date	31/03/2018

16/17 Contracted general activity (UDA)	0
Carry forward general activity (UDA)	0
16/17 Contracted orthodontic activity (UOA)	2,766
Carry forward orthodontic activity (UOA)	32
Baseline contract value	£177,827.80

ACCESS	Contract	England and Wales
24 month ratio of assessments to patient IDs	1.39	1.09

**ACTIVITY**


Month	Adjusted Scheduled Activity (UOA)	
	2016	2017
April	0	-32
May	228	-32
June	390	-9
July	508	295
August	886	347
September	1,207	908
October	1,589	1,133
November	1,843	1,366
December	2,006	1,551
January	2,077	1,840
February	2,303	2,290
March	2,334	2,557
April	2,377	
May	2,377	
June	2,377	

**QUALITY**

	Contract Quantity	Contract Base Number	Contract *	Region	England
% of all assessments that were assess and fit appliances (rolling 12 month period)	125	544	23.0%	55.8%	56.6%
% of all assessments that were assess and refuse (rolling 12 month period)	151	544	27.8%	11.1%	11.8%
% of all assessments that were assess and review (rolling 12 month period)	268	544	49.3%	33.1%	31.6%
% of terminated courses where treatment was abandoned or discontinued (rolling 12 month period)	5	77	6.5%	8.6%	7.7%
% of completed treatments indicating that PAR score was taken (year to date)	68	72	94.4%	57.9%	58.4%
Rate of removable appliances per 100 fixed appliances - proposed treatment (rolling 12 month period)	0	0	N/A	7.01	5.64
Rate of removable appliances per 100 fixed appliances - completed treatment (rolling 12 month period)	0	0	N/A	6.51	4.81
% of courses of treatment with removable appliances only - proposed treatment (rolling 12 month period)	0	125	0.0%	2.5%	2.0%
% of courses of treatment with removable appliances only - completed treatment (rolling 12 month period)	0	72	0.0%	1.6%	1.5%
% of patients satisfied with the treatment they have received (rolling 12 month period)	1	1	100.0%	95.3%	96.0%

\* Figures in italics indicate that the base number is less than 100.

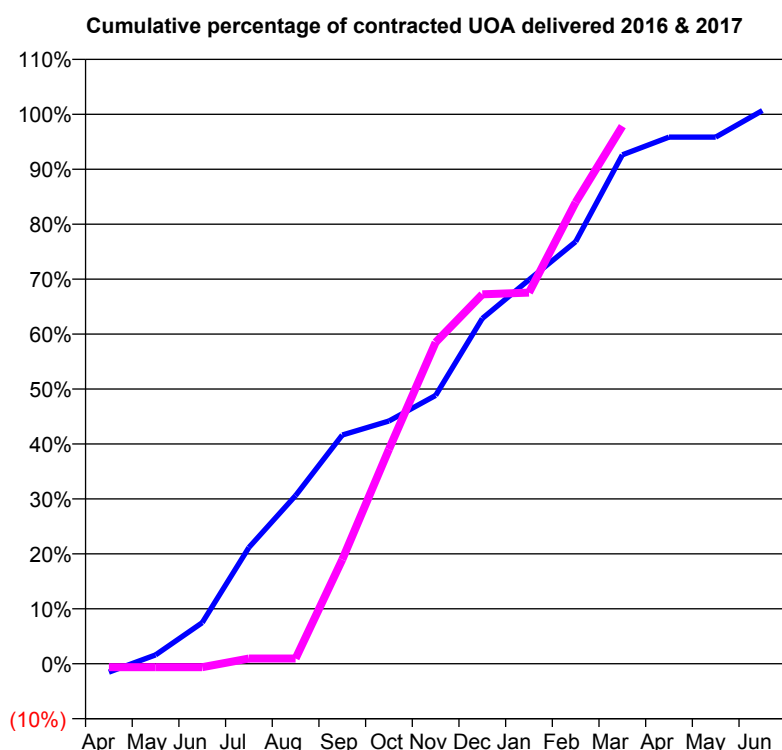
**Q57 - Vital Signs Orthodontic At a Glance Contract Report for 739553/0001 - March 2017**

Name or company name	MISS BA HO
Contract type name	PDS Contract
Purpose of contract	General and Orthodontic
Contract start date	01/04/2006
Contract end date	31/03/2018

16/17 Contracted general activity (UDA)	0
Carry forward general activity (UDA)	0
16/17 Contracted orthodontic activity (UOA)	2,616
Carry forward orthodontic activity (UOA)	17
Baseline contract value	£168,220.47

**ACCESS**

	Contract	England and Wales
24 month ratio of assessments to patient IDs	1.49	1.09

**ACTIVITY**


Month	Adjusted Scheduled Activity (UOA)	
	2016	2017
April	-40	-17
May	42	-17
June	196	-17
July	554	25
August	801	25
September	1,089	496
October	1,156	1,021
November	1,278	1,530
December	1,644	1,759
January	1,828	1,767
February	2,010	2,197
March	2,423	2,559
April	2,507	
May	2,507	
June	2,633	

**QUALITY**

	Contract Quantity	Contract Base Number	Contract *	Region	England
% of all assessments that were assess and fit appliances (rolling 12 month period)	135	222	60.8%	55.8%	56.6%
% of all assessments that were assess and refuse (rolling 12 month period)	17	222	7.7%	11.1%	11.8%
% of all assessments that were assess and review (rolling 12 month period)	70	222	31.5%	33.1%	31.6%
% of terminated courses where treatment was abandoned or discontinued (rolling 12 month period)	2	63	3.2%	8.6%	7.7%
% of completed treatments indicating that PAR score was taken (year to date)	55	61	90.2%	57.9%	58.4%
Rate of removable appliances per 100 fixed appliances - proposed treatment (rolling 12 month period)	0	0	N/A	7.01	5.64
Rate of removable appliances per 100 fixed appliances - completed treatment (rolling 12 month period)	0	0	N/A	6.51	4.81
% of courses of treatment with removable appliances only - proposed treatment (rolling 12 month period)	0	135	0.0%	2.5%	2.0%
% of courses of treatment with removable appliances only - completed treatment (rolling 12 month period)	0	61	0.0%	1.6%	1.5%
% of patients satisfied with the treatment they have received (rolling 12 month period)	9	9	100.0%	95.3%	96.0%

\* Figures in italics indicate that the base number is less than 100.

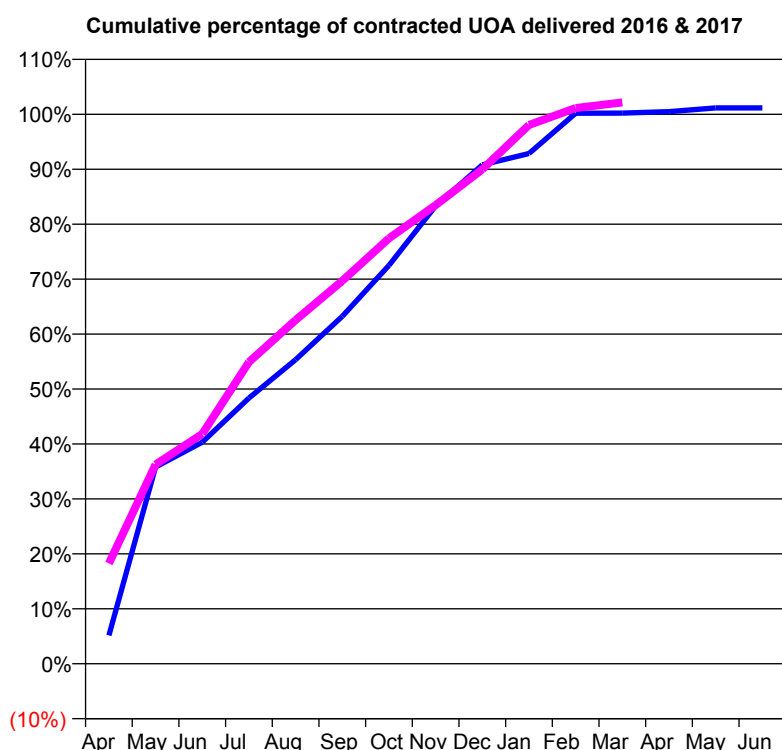
**Q57 - Vital Signs Orthodontic At a Glance Contract Report for 825948/0008 - March 2017**

Name or company name	MR JK KOTTECHA
Contract type name	PDS Contract
Purpose of contract	Orthodontic
Contract start date	01/04/2013
Contract end date	31/03/2018

16/17 Contracted general activity (UDA)	0
Carry forward general activity (UDA)	0
16/17 Contracted orthodontic activity (UOA)	6,239
Carry forward orthodontic activity (UOA)	-125
Baseline contract value	£377,246.82

**ACCESS**

	Contract	England and Wales
24 month ratio of assessments to patient IDs	1.03	1.09

**ACTIVITY**


Month	Adjusted Scheduled Activity (UOA)	
	2016	2017
April	322	1,139
May	2,234	2,262
June	2,516	2,609
July	3,017	3,426
August	3,453	3,903
September	3,945	4,347
October	4,523	4,830
November	5,199	5,208
December	5,665	5,613
January	5,794	6,117
February	6,250	6,309
March	6,252	6,373
April	6,269	
May	6,311	
June	6,311	

**QUALITY**

	Contract Quantity	Contract Base Number	Contract *	Region	England
% of all assessments that were assess and fit appliances (rolling 12 month period)	304	375	81.1%	55.8%	56.6%
% of all assessments that were assess and refuse (rolling 12 month period)	46	375	12.3%	11.1%	11.8%
% of all assessments that were assess and review (rolling 12 month period)	25	375	6.7%	33.1%	31.6%
% of terminated courses where treatment was abandoned or discontinued (rolling 12 month period)	45	362	12.4%	8.6%	7.7%
% of completed treatments indicating that PAR score was taken (year to date)	193	317	60.9%	57.9%	58.4%
Rate of removable appliances per 100 fixed appliances - proposed treatment (rolling 12 month period)	7	493	1.42	7.01	5.64
Rate of removable appliances per 100 fixed appliances - completed treatment (rolling 12 month period)	33	555	5.95	6.51	4.81
% of courses of treatment with removable appliances only - proposed treatment (rolling 12 month period)	7	304	2.3%	2.5%	2.0%
% of courses of treatment with removable appliances only - completed treatment (rolling 12 month period)	12	317	3.8%	1.6%	1.5%
% of patients satisfied with the treatment they have received (rolling 12 month period)	7	7	100.0%	95.3%	96.0%

\* Figures in italics indicate that the base number is less than 100.



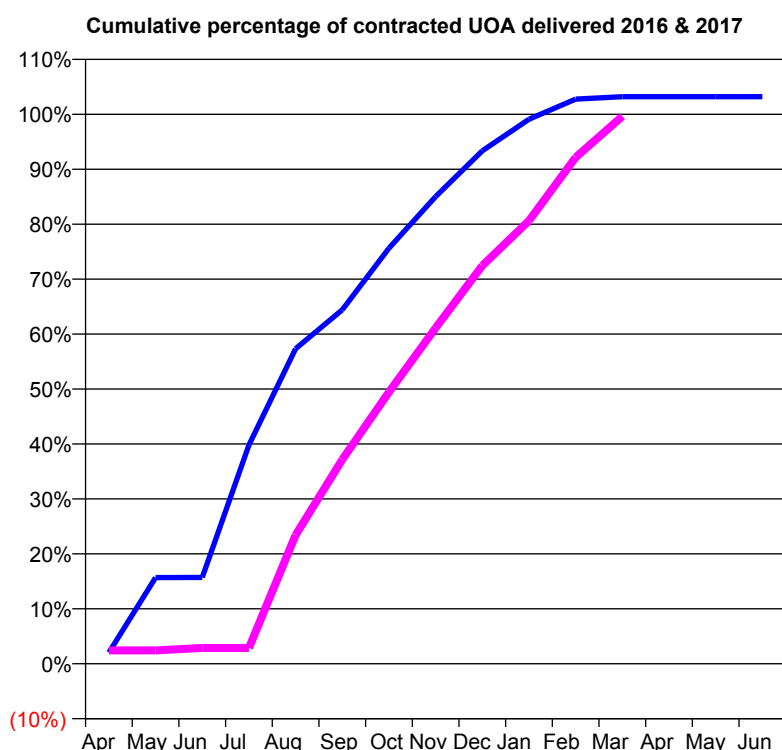
**Q57 - Vital Signs Orthodontic At a Glance Contract Report for 890944/0003 - March 2017**

Name or company name	MR AF CLOUGH
Contract type name	PDS Contract
Purpose of contract	Orthodontic
Contract start date	01/10/2006
Contract end date	31/03/2018

16/17 Contracted general activity (UDA)	0
Carry forward general activity (UDA)	0
16/17 Contracted orthodontic activity (UOA)	4,875
Carry forward orthodontic activity (UOA)	-98
Baseline contract value	£311,046.51

**ACCESS**

	Contract	England and Wales
24 month ratio of assessments to patient IDs	1.04	1.09

**ACTIVITY**


Month	Adjusted Scheduled Activity (UOA)	
	2016	2017
April	100	119
May	765	119
June	766	140
July	1,941	140
August	2,795	1,142
September	3,140	1,812
October	3,687	2,410
November	4,145	2,979
December	4,551	3,532
January	4,831	3,931
February	5,010	4,492
March	5,031	4,857
April	5,031	
May	5,031	
June	5,031	

**QUALITY**

	Contract Quantity	Contract Base Number	Contract *	Region	England
% of all assessments that were assess and fit appliances (rolling 12 month period)	227	393	57.8%	55.8%	56.6%
% of all assessments that were assess and refuse (rolling 12 month period)	135	393	34.4%	11.1%	11.8%
% of all assessments that were assess and review (rolling 12 month period)	31	393	7.9%	33.1%	31.6%
% of terminated courses where treatment was abandoned or discontinued (rolling 12 month period)	10	199	5.0%	8.6%	7.7%
% of completed treatments indicating that PAR score was taken (year to date)	181	189	95.8%	57.9%	58.4%
Rate of removable appliances per 100 fixed appliances - proposed treatment (rolling 12 month period)	16	4	<i>400.00</i>	7.01	5.64
Rate of removable appliances per 100 fixed appliances - completed treatment (rolling 12 month period)	1	2	<i>50.00</i>	6.51	4.81
% of courses of treatment with removable appliances only - proposed treatment (rolling 12 month period)	16	227	7.0%	2.5%	2.0%
% of courses of treatment with removable appliances only - completed treatment (rolling 12 month period)	1	189	0.5%	1.6%	1.5%
% of patients satisfied with the treatment they have received (rolling 12 month period)	7	8	87.5%	95.3%	96.0%

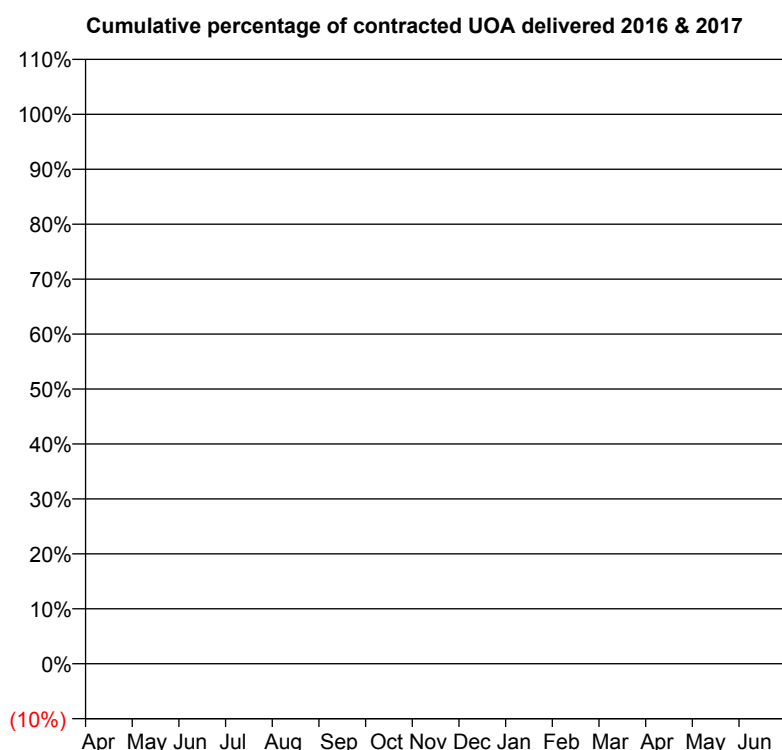
\* Figures in italics indicate that the base number is less than 100.

**Q57 - Vital Signs Orthodontic At a Glance Contract Report for 913324/0001 - March 2017**

Name or company name	MR CR BENTLEY
Contract type name	GDS Contract
Purpose of contract	General
Contract start date	01/04/2006
Contract end date	

16/17 Contracted general activity (UDA)	6,366
Carry forward general activity (UDA)	-127
16/17 Contracted orthodontic activity (UOA)	0
Carry forward orthodontic activity (UOA)	0
Baseline contract value	£158,994.48

ACCESS	Contract	England and Wales
24 month ratio of assessments to patient IDs	1.25	1.09

**ACTIVITY**


Month	Adjusted Scheduled Activity (UOA)	
	2016	2017
April	865	743
May	1,524	1,053
June	1,771	1,320
July	2,025	1,689
August	2,308	1,862
September	2,528	2,078
October	2,651	2,227
November	2,674	2,550
December	2,719	2,617
January	2,720	2,617
February	2,720	2,617
March	2,720	2,617
April	2,720	
May	2,720	
June	2,720	

**QUALITY**

	Contract Quantity	Contract Base Number	Contract *	Region	England
% of all assessments that were assess and fit appliances (rolling 12 month period)	119	235	50.6%	55.8%	56.6%
% of all assessments that were assess and refuse (rolling 12 month period)	33	235	14.0%	11.1%	11.8%
% of all assessments that were assess and review (rolling 12 month period)	83	235	35.3%	33.1%	31.6%
% of terminated courses where treatment was abandoned or discontinued (rolling 12 month period)	5	135	3.7%	8.6%	7.7%
% of completed treatments indicating that PAR score was taken (year to date)	0	130	0.0%	57.9%	58.4%
Rate of removable appliances per 100 fixed appliances - proposed treatment (rolling 12 month period)	5	101	4.95	7.01	5.64
Rate of removable appliances per 100 fixed appliances - completed treatment (rolling 12 month period)	0	0	N/A	6.51	4.81
% of courses of treatment with removable appliances only - proposed treatment (rolling 12 month period)	5	119	4.2%	2.5%	2.0%
% of courses of treatment with removable appliances only - completed treatment (rolling 12 month period)	0	130	0.0%	1.6%	1.5%
% of patients satisfied with the treatment they have received (rolling 12 month period)	4	4	100.0%	95.3%	96.0%

\* Figures in italics indicate that the base number is less than 100.

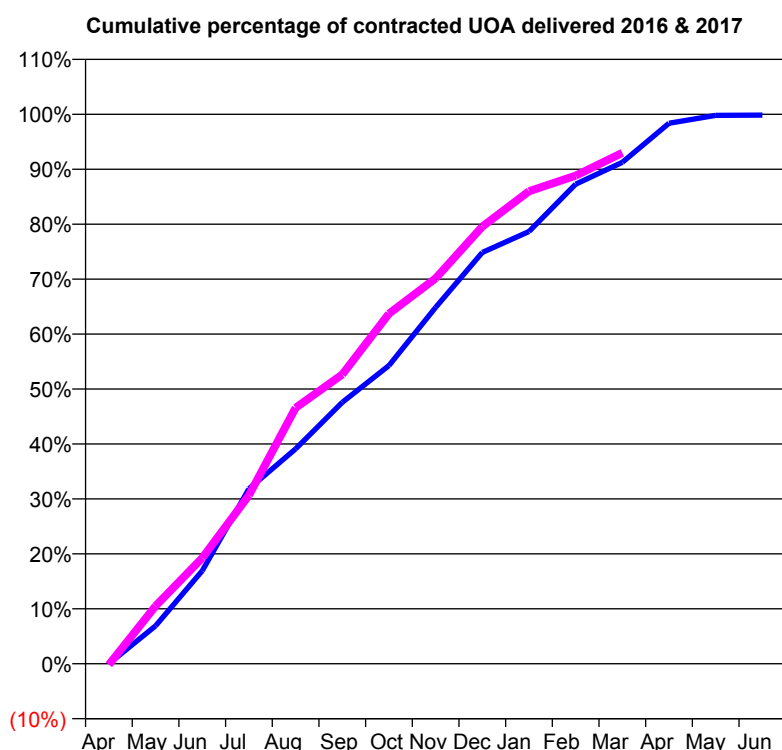
**Q57 - Vital Signs Orthodontic At a Glance Contract Report for 913839/0001 - March 2017**

Name or company name	MR PM PRABHAKAR RAO
Contract type name	PDS Contract
Purpose of contract	Orthodontic
Contract start date	01/04/2006
Contract end date	31/03/2018

16/17 Contracted general activity (UDA)	0
Carry forward general activity (UDA)	0
16/17 Contracted orthodontic activity (UOA)	7,000
Carry forward orthodontic activity (UOA)	12
Baseline contract value	£449,980.62

**ACCESS**

	Contract	England and Wales
24 month ratio of assessments to patient IDs	1.07	1.09

**ACTIVITY**


Month	Adjusted Scheduled Activity (UOA)	
	2016	2017
April	0	-12
May	484	736
June	1,185	1,348
July	2,229	2,147
August	2,737	3,261
September	3,330	3,685
October	3,800	4,460
November	4,539	4,911
December	5,240	5,569
January	5,506	6,019
February	6,110	6,218
March	6,387	6,508
April	6,886	
May	6,985	
June	6,988	

**QUALITY**

	Contract Quantity	Contract Base Number	Contract *	Region	England
% of all assessments that were assess and fit appliances (rolling 12 month period)	342	699	48.9%	55.8%	56.6%
% of all assessments that were assess and refuse (rolling 12 month period)	116	699	16.6%	11.1%	11.8%
% of all assessments that were assess and review (rolling 12 month period)	241	699	34.5%	33.1%	31.6%
% of terminated courses where treatment was abandoned or discontinued (rolling 12 month period)	53	391	13.6%	8.6%	7.7%
% of completed treatments indicating that PAR score was taken (year to date)	223	338	66.0%	57.9%	58.4%
Rate of removable appliances per 100 fixed appliances - proposed treatment (rolling 12 month period)	99	608	16.28	7.01	5.64
Rate of removable appliances per 100 fixed appliances - completed treatment (rolling 12 month period)	80	570	14.04	6.51	4.81
% of courses of treatment with removable appliances only - proposed treatment (rolling 12 month period)	23	342	6.7%	2.5%	2.0%
% of courses of treatment with removable appliances only - completed treatment (rolling 12 month period)	21	338	6.2%	1.6%	1.5%
% of patients satisfied with the treatment they have received (rolling 12 month period)	20	20	100.0%	95.3%	96.0%

\* Figures in italics indicate that the base number is less than 100.

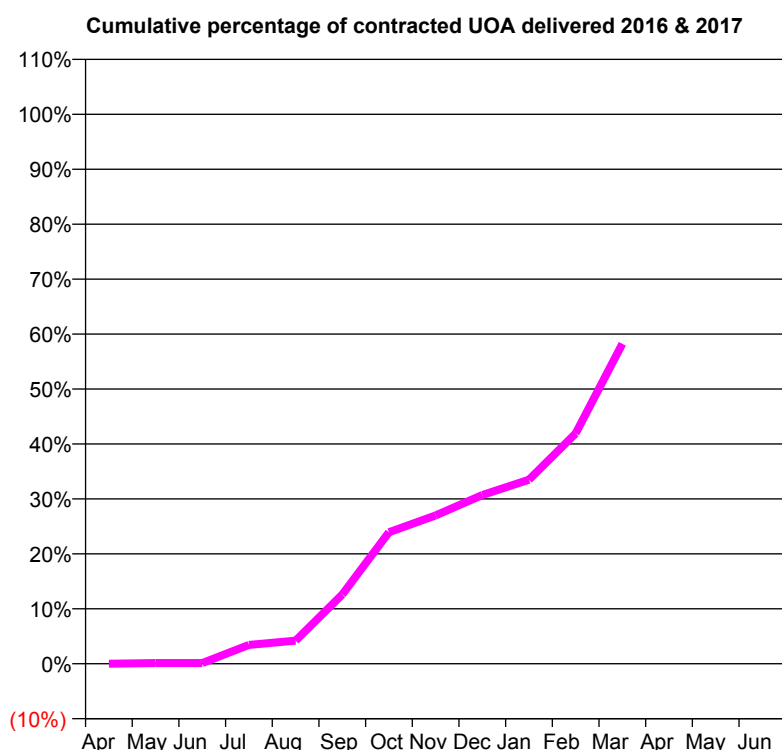
**Q58 - Vital Signs Orthodontic At a Glance Contract Report for 100041/0000 - March 2017**

Name or company name	2:30 Ltd
Contract type name	GDS Contract
Purpose of contract	General and Orthodontic
Contract start date	01/04/2016
Contract end date	

16/17 Contracted general activity (UDA)	31,550
Carry forward general activity (UDA)	0
16/17 Contracted orthodontic activity (UOA)	785
Carry forward orthodontic activity (UOA)	0
Baseline contract value	£932,405.69

**ACCESS**

	Contract	England and Wales
24 month ratio of assessments to patient IDs	1.04	1.09

**ACTIVITY**


Month	Adjusted Scheduled Activity (UOA)	
	2016	2017
April	0	0
May	0	1
June	0	1
July	0	27
August	0	33
September	0	99
October	0	188
November	0	212
December	0	241
January	0	263
February	0	329
March	0	457
April	0	
May	0	
June	0	

**QUALITY**

	Contract Quantity	Contract Base Number	Contract *	Region	England
% of all assessments that were assess and fit appliances (rolling 12 month period)	20	57	35.1%	55.8%	56.6%
% of all assessments that were assess and refuse (rolling 12 month period)	6	57	10.5%	11.1%	11.8%
% of all assessments that were assess and review (rolling 12 month period)	31	57	54.4%	33.1%	31.6%
% of terminated courses where treatment was abandoned or discontinued (rolling 12 month period)	0	0	N/A	8.6%	7.7%
% of completed treatments indicating that PAR score was taken (year to date)	0	0	N/A	57.9%	58.4%
Rate of removable appliances per 100 fixed appliances - proposed treatment (rolling 12 month period)	0	19	0.00	7.01	5.64
Rate of removable appliances per 100 fixed appliances - completed treatment (rolling 12 month period)	0	0	N/A	6.51	4.81
% of courses of treatment with removable appliances only - proposed treatment (rolling 12 month period)	0	20	0.0%	2.5%	2.0%
% of courses of treatment with removable appliances only - completed treatment (rolling 12 month period)	0	0	N/A	1.6%	1.5%
% of patients satisfied with the treatment they have received (rolling 12 month period)	0	0	N/A	95.3%	96.0%

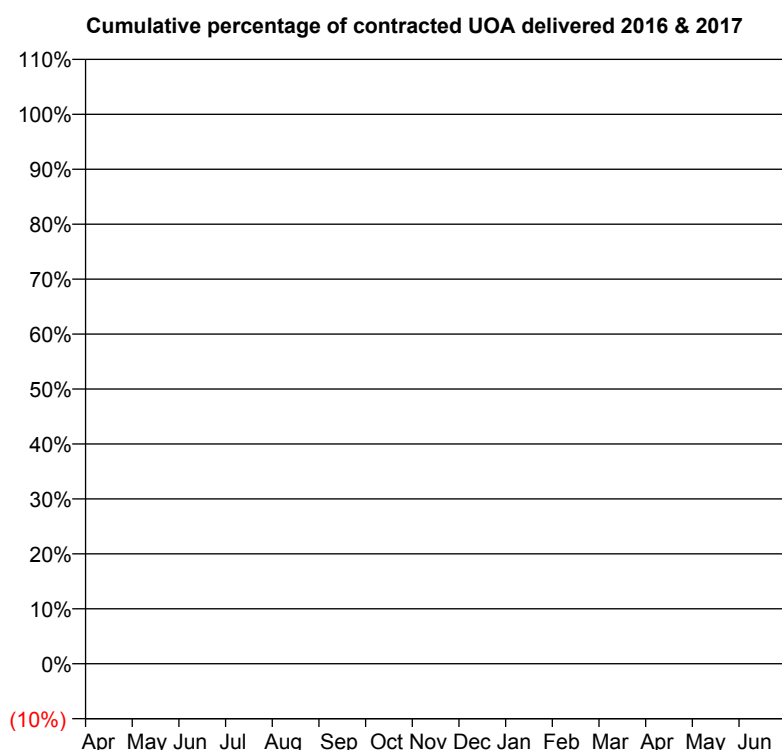
\* Figures in italics indicate that the base number is less than 100.

**Q58 - Vital Signs Orthodontic At a Glance Contract Report for 101370/0065 - March 2017**

Name or company name	Petrie Tucker and Partners Ltd
Contract type name	GDS Contract
Purpose of contract	General
Contract start date	01/04/2006
Contract end date	

16/17 Contracted general activity (UDA)	21,251
Carry forward general activity (UDA)	152
16/17 Contracted orthodontic activity (UOA)	0
Carry forward orthodontic activity (UOA)	0
Baseline contract value	£505,962.60

ACCESS	Contract	England and Wales
24 month ratio of assessments to patient IDs	1.00	1.09

**ACTIVITY**


Month	Adjusted Scheduled Activity (UOA)	
	2016	2017
April	0	0
May	0	0
June	0	0
July	0	0
August	0	0
September	0	0
October	0	0
November	0	0
December	0	1
January	0	1
February	0	1
March	0	1
April	0	
May	0	
June	0	

QUALITY	Contract Quantity	Contract Base Number	Contract *	Region	England
% of all assessments that were assess and fit appliances (rolling 12 month period)	0	1	0.0%	55.8%	56.6%
% of all assessments that were assess and refuse (rolling 12 month period)	0	1	0.0%	11.1%	11.8%
% of all assessments that were assess and review (rolling 12 month period)	1	1	100.0%	33.1%	31.6%
% of terminated courses where treatment was abandoned or discontinued (rolling 12 month period)	0	0	N/A	8.6%	7.7%
% of completed treatments indicating that PAR score was taken (year to date)	0	0	N/A	57.9%	58.4%
Rate of removable appliances per 100 fixed appliances - proposed treatment (rolling 12 month period)	0	0	N/A	7.01	5.64
Rate of removable appliances per 100 fixed appliances - completed treatment (rolling 12 month period)	0	0	N/A	6.51	4.81
% of courses of treatment with removable appliances only - proposed treatment (rolling 12 month period)	0	0	N/A	2.5%	2.0%
% of courses of treatment with removable appliances only - completed treatment (rolling 12 month period)	0	0	N/A	1.6%	1.5%
% of patients satisfied with the treatment they have received (rolling 12 month period)	0	0	N/A	95.3%	96.0%

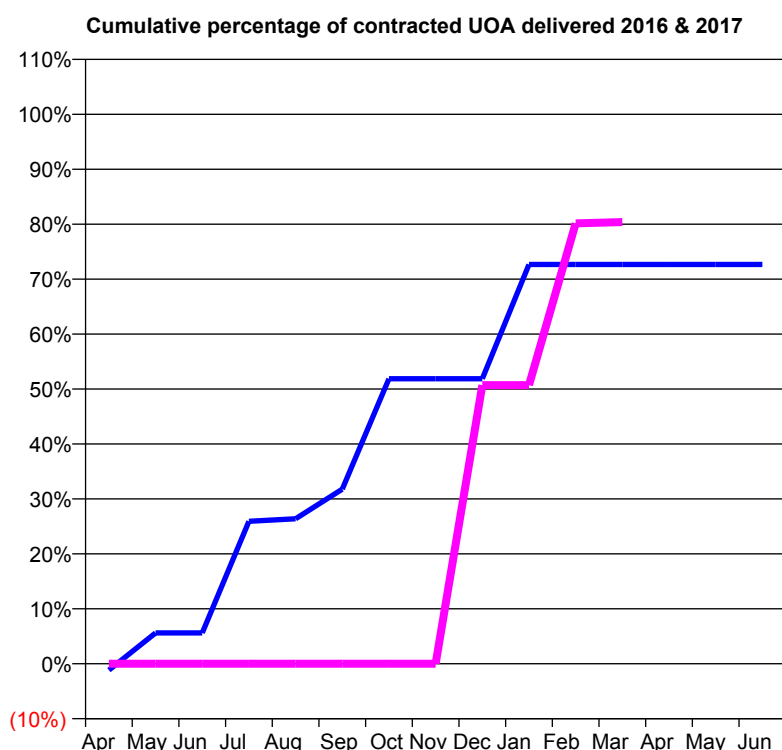
\* Figures in italics indicate that the base number is less than 100.

**Q58 - Vital Signs Orthodontic At a Glance Contract Report for 101435/0003 - March 2017**

Name or company name	IDH Limited
Contract type name	GDS Contract
Purpose of contract	General and Orthodontic
Contract start date	01/04/2006
Contract end date	

16/17 Contracted general activity (UDA)	15,825
Carry forward general activity (UDA)	0
16/17 Contracted orthodontic activity (UOA)	428
Carry forward orthodontic activity (UOA)	0
Baseline contract value	£414,553.51

ACCESS	Contract	England and Wales
24 month ratio of assessments to patient IDs	1.08	1.09

**ACTIVITY**


Month	Adjusted Scheduled Activity (UOA)	
	2016	2017
April	-5	0
May	24	0
June	24	0
July	111	0
August	113	0
September	136	0
October	222	0
November	222	0
December	222	217
January	311	217
February	311	343
March	311	344
April	311	
May	311	
June	311	

**QUALITY**

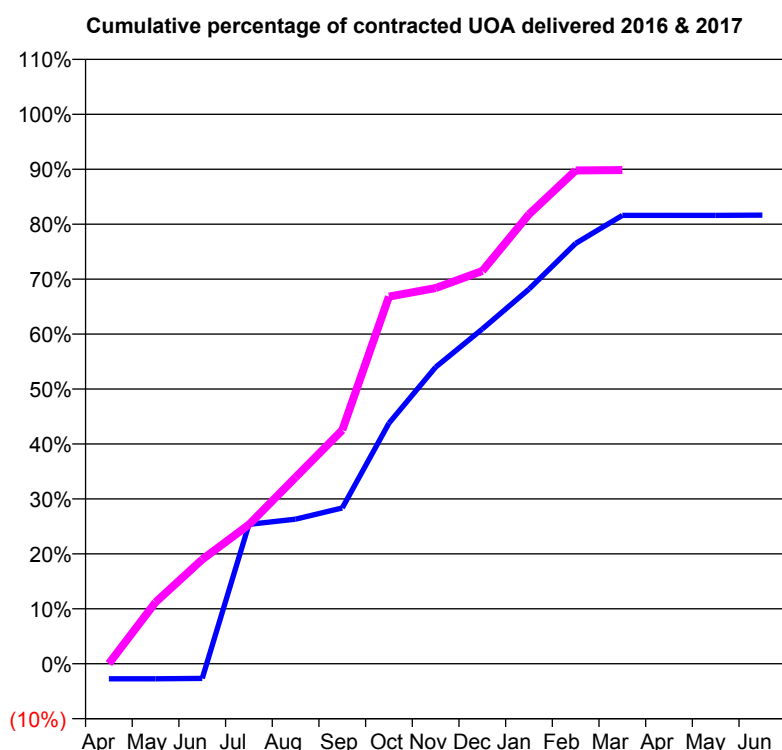
	Contract Quantity	Contract Base Number	Contract *	Region	England
% of all assessments that were assess and fit appliances (rolling 12 month period)	23	27	85.2%	55.8%	56.6%
% of all assessments that were assess and refuse (rolling 12 month period)	2	27	7.4%	11.1%	11.8%
% of all assessments that were assess and review (rolling 12 month period)	2	27	7.4%	33.1%	31.6%
% of terminated courses where treatment was abandoned or discontinued (rolling 12 month period)	0	2	0.0%	8.6%	7.7%
% of completed treatments indicating that PAR score was taken (year to date)	0	2	0.0%	57.9%	58.4%
Rate of removable appliances per 100 fixed appliances - proposed treatment (rolling 12 month period)	1	42	2.38	7.01	5.64
Rate of removable appliances per 100 fixed appliances - completed treatment (rolling 12 month period)	0	4	0.00	6.51	4.81
% of courses of treatment with removable appliances only - proposed treatment (rolling 12 month period)	1	23	4.3%	2.5%	2.0%
% of courses of treatment with removable appliances only - completed treatment (rolling 12 month period)	0	2	0.0%	1.6%	1.5%
% of patients satisfied with the treatment they have received (rolling 12 month period)	1	1	100.0%	95.3%	96.0%

\* Figures in italics indicate that the base number is less than 100.

**Q58 - Vital Signs Orthodontic At a Glance Contract Report for 106194/0003 - March 2017**

Name or company name	Weston Favell Dental Surgery	16/17 Contracted general activity (UDA)	0
Contract type name	GDS Contract	Carry forward general activity (UDA)	0
Purpose of contract	Orthodontic	16/17 Contracted orthodontic activity (UOA)	2,697
Contract start date	01/04/2006	Carry forward orthodontic activity (UOA)	0
Contract end date		Baseline contract value	£174,882.28

ACCESS	Contract	England and Wales
24 month ratio of assessments to patient IDs	1.44	1.09

**ACTIVITY**


Month	Adjusted Scheduled Activity (UOA)	
	2016	2017
April	-74	1
May	-74	302
June	-72	512
July	684	683
August	710	915
September	765	1,147
October	1,181	1,802
November	1,456	1,844
December	1,643	1,928
January	1,839	2,206
February	2,063	2,421
March	2,201	2,423
April	2,201	
May	2,201	
June	2,202	

**QUALITY**

	Contract Quantity	Contract Base Number	Contract *	Region	England
% of all assessments that were assess and fit appliances (rolling 12 month period)	151	199	75.9%	55.8%	56.6%
% of all assessments that were assess and refuse (rolling 12 month period)	13	199	6.5%	11.1%	11.8%
% of all assessments that were assess and review (rolling 12 month period)	35	199	17.6%	33.1%	31.6%
% of terminated courses where treatment was abandoned or discontinued (rolling 12 month period)	6	20	30.0%	8.6%	7.7%
% of completed treatments indicating that PAR score was taken (year to date)	0	14	0.0%	57.9%	58.4%
Rate of removable appliances per 100 fixed appliances - proposed treatment (rolling 12 month period)	0	34	0.00	7.01	5.64
Rate of removable appliances per 100 fixed appliances - completed treatment (rolling 12 month period)	0	21	0.00	6.51	4.81
% of courses of treatment with removable appliances only - proposed treatment (rolling 12 month period)	0	151	0.0%	2.5%	2.0%
% of courses of treatment with removable appliances only - completed treatment (rolling 12 month period)	0	14	0.0%	1.6%	1.5%
% of patients satisfied with the treatment they have received (rolling 12 month period)	4	7	57.1%	95.3%	96.0%

\* Figures in italics indicate that the base number is less than 100.

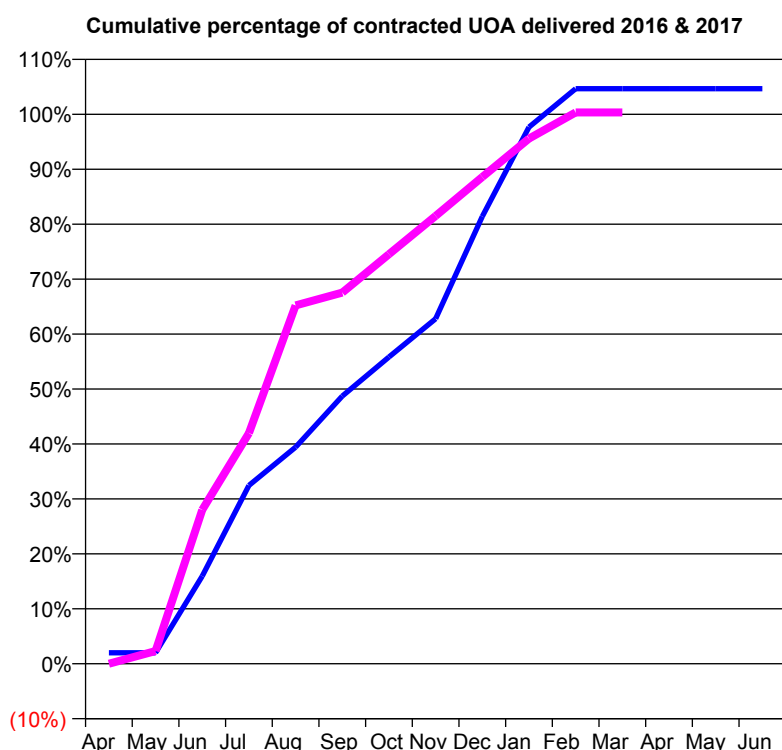
**Q58 - Vital Signs Orthodontic At a Glance Contract Report for 107581/0003 - March 2017**

Name or company name	Mr R Naidoo and Mrs S Naidoo
Contract type name	GDS Contract
Purpose of contract	General and Orthodontic
Contract start date	01/04/2006
Contract end date	

16/17 Contracted general activity (UDA)	0
Carry forward general activity (UDA)	0
16/17 Contracted orthodontic activity (UOA)	903
Carry forward orthodontic activity (UOA)	0
Baseline contract value	£58,553.07

**ACCESS**

	Contract	England and Wales
24 month ratio of assessments to patient IDs	1.00	1.09

**ACTIVITY**


Month	Adjusted Scheduled Activity (UOA)	
	2016	2017
April	18	0
May	18	21
June	144	253
July	293	379
August	356	589
September	440	610
October	504	673
November	567	736
December	735	800
January	882	863
February	945	906
March	945	906
April	945	
May	945	
June	945	

**QUALITY**

	Contract Quantity	Contract Base Number	Contract *	Region	England
% of all assessments that were assess and fit appliances (rolling 12 month period)	44	47	93.6%	55.8%	56.6%
% of all assessments that were assess and refuse (rolling 12 month period)	1	47	2.1%	11.1%	11.8%
% of all assessments that were assess and review (rolling 12 month period)	2	47	4.3%	33.1%	31.6%
% of terminated courses where treatment was abandoned or discontinued (rolling 12 month period)	7	55	12.7%	8.6%	7.7%
% of completed treatments indicating that PAR score was taken (year to date)	46	48	95.8%	57.9%	58.4%
Rate of removable appliances per 100 fixed appliances - proposed treatment (rolling 12 month period)	3	88	3.41	7.01	5.64
Rate of removable appliances per 100 fixed appliances - completed treatment (rolling 12 month period)	1	2	50.00	6.51	4.81
% of courses of treatment with removable appliances only - proposed treatment (rolling 12 month period)	0	44	0.0%	2.5%	2.0%
% of courses of treatment with removable appliances only - completed treatment (rolling 12 month period)	1	48	2.1%	1.6%	1.5%
% of patients satisfied with the treatment they have received (rolling 12 month period)	3	3	100.0%	95.3%	96.0%

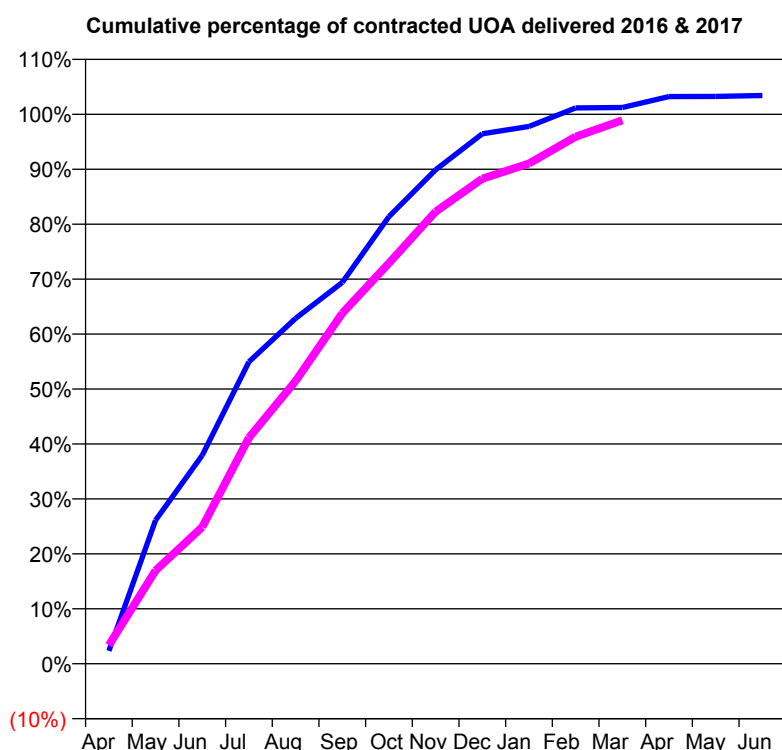
\* Figures in italics indicate that the base number is less than 100.



**Q58 - Vital Signs Orthodontic At a Glance Contract Report for 119202/0001 - March 2017**

Name or company name	Orthostyle Limited	16/17 Contracted general activity (UDA)	0
Contract type name	PDS Contract	Carry forward general activity (UDA)	0
Purpose of contract	Orthodontic	16/17 Contracted orthodontic activity (UOA)	13,103
Contract start date	01/04/2007	Carry forward orthodontic activity (UOA)	0
Contract end date	31/03/2017	Baseline contract value	£849,642.18

ACCESS	Contract	England and Wales
24 month ratio of assessments to patient IDs	1.01	1.09

**ACTIVITY**


Month	Adjusted Scheduled Activity (UOA)	
	2016	2017
April	306	444
May	3,423	2,225
June	4,973	3,261
July	7,199	5,390
August	8,237	6,741
September	9,092	8,358
October	10,664	9,553
November	11,779	10,780
December	12,637	11,565
January	12,814	11,929
February	13,255	12,567
March	13,264	12,958
April	13,524	
May	13,528	
June	13,549	

QUALITY	Contract Quantity	Contract Base Number	Contract *	Region	England
% of all assessments that were assess and fit appliances (rolling 12 month period)	649	742	87.5%	55.8%	56.6%
% of all assessments that were assess and refuse (rolling 12 month period)	39	742	5.3%	11.1%	11.8%
% of all assessments that were assess and review (rolling 12 month period)	54	742	7.3%	33.1%	31.6%
% of terminated courses where treatment was abandoned or discontinued (rolling 12 month period)	34	757	4.5%	8.6%	7.7%
% of completed treatments indicating that PAR score was taken (year to date)	157	723	21.7%	57.9%	58.4%
Rate of removable appliances per 100 fixed appliances - proposed treatment (rolling 12 month period)	107	1,261	8.49	7.01	5.64
Rate of removable appliances per 100 fixed appliances - completed treatment (rolling 12 month period)	71	1,426	4.98	6.51	4.81
% of courses of treatment with removable appliances only - proposed treatment (rolling 12 month period)	16	649	2.5%	2.5%	2.0%
% of courses of treatment with removable appliances only - completed treatment (rolling 12 month period)	8	723	1.1%	1.6%	1.5%
% of patients satisfied with the treatment they have received (rolling 12 month period)	20	24	83.3%	95.3%	96.0%

\* Figures in italics indicate that the base number is less than 100.

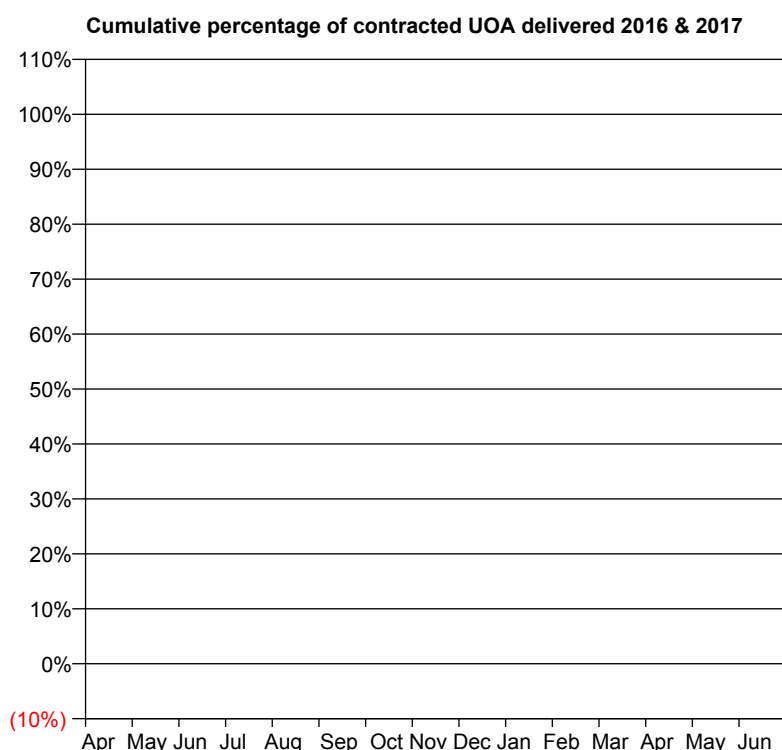
**Q58 - Vital Signs Orthodontic At a Glance Contract Report for 122378/0001 - March 2017**

Name or company name	Mr A Pangotra & Dr P Taneja
Contract type name	GDS Contract
Purpose of contract	General
Contract start date	01/04/2014
Contract end date	

16/17 Contracted general activity (UDA)	41,404
Carry forward general activity (UDA)	746
16/17 Contracted orthodontic activity (UOA)	0
Carry forward orthodontic activity (UOA)	0
Baseline contract value	£1,116,142.71

**ACCESS**

	Contract	England and Wales
24 month ratio of assessments to patient IDs	1.00	1.09

**ACTIVITY**


Month	Adjusted Scheduled Activity (UOA)	
	2016	2017
April	0	0
May	0	0
June	0	0
July	0	1
August	0	1
September	0	1
October	0	1
November	0	1
December	0	1
January	0	1
February	0	1
March	0	1
April	0	
May	0	
June	0	

**QUALITY**

	Contract Quantity	Contract Base Number	Contract *	Region	England
% of all assessments that were assess and fit appliances (rolling 12 month period)	0	1	0.0%	55.8%	56.6%
% of all assessments that were assess and refuse (rolling 12 month period)	1	1	100.0%	11.1%	11.8%
% of all assessments that were assess and review (rolling 12 month period)	0	1	0.0%	33.1%	31.6%
% of terminated courses where treatment was abandoned or discontinued (rolling 12 month period)	0	0	N/A	8.6%	7.7%
% of completed treatments indicating that PAR score was taken (year to date)	0	0	N/A	57.9%	58.4%
Rate of removable appliances per 100 fixed appliances - proposed treatment (rolling 12 month period)	0	0	N/A	7.01	5.64
Rate of removable appliances per 100 fixed appliances - completed treatment (rolling 12 month period)	0	0	N/A	6.51	4.81
% of courses of treatment with removable appliances only - proposed treatment (rolling 12 month period)	0	0	N/A	2.5%	2.0%
% of courses of treatment with removable appliances only - completed treatment (rolling 12 month period)	0	0	N/A	1.6%	1.5%
% of patients satisfied with the treatment they have received (rolling 12 month period)	0	0	N/A	95.3%	96.0%

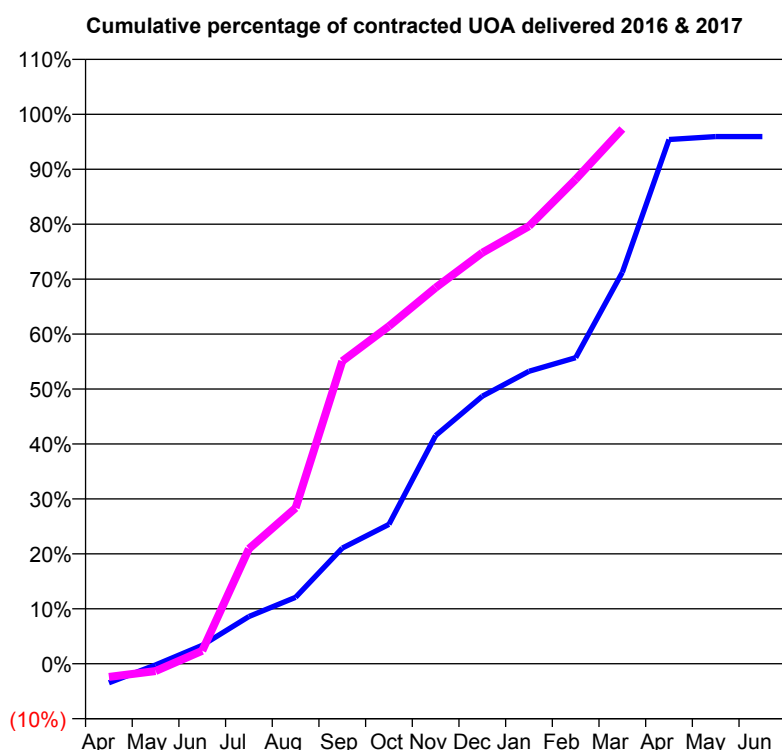
\* Figures in italics indicate that the base number is less than 100.

**Q58 - Vital Signs Orthodontic At a Glance Contract Report for 126047/0002 - March 2017**

Name or company name	Conation Partners Ltd
Contract type name	PDS Contract
Purpose of contract	Orthodontic
Contract start date	01/10/2012
Contract end date	31/03/2019

16/17 Contracted general activity (UDA)	0
Carry forward general activity (UDA)	0
16/17 Contracted orthodontic activity (UOA)	3,960
Carry forward orthodontic activity (UOA)	96
Baseline contract value	£228,435.62

ACCESS	Contract	England and Wales
24 month ratio of assessments to patient IDs	1.07	1.09

**ACTIVITY**


Month	Adjusted Scheduled Activity (UOA)	
	2016	2017
April	-138	-96
May	-9	-53
June	133	94
July	341	829
August	479	1,123
September	834	2,181
October	1,005	2,433
November	1,645	2,710
December	1,928	2,962
January	2,108	3,153
February	2,206	3,491
March	2,821	3,854
April	3,778	
May	3,799	
June	3,799	

QUALITY	Contract Quantity	Contract Base Number	Contract *	Region	England
% of all assessments that were assess and fit appliances (rolling 12 month period)	239	258	92.6%	55.8%	56.6%
% of all assessments that were assess and refuse (rolling 12 month period)	15	258	5.8%	11.1%	11.8%
% of all assessments that were assess and review (rolling 12 month period)	4	258	1.6%	33.1%	31.6%
% of terminated courses where treatment was abandoned or discontinued (rolling 12 month period)	17	126	13.5%	8.6%	7.7%
% of completed treatments indicating that PAR score was taken (year to date)	11	109	10.1%	57.9%	58.4%
Rate of removable appliances per 100 fixed appliances - proposed treatment (rolling 12 month period)	4	252	1.59	7.01	5.64
Rate of removable appliances per 100 fixed appliances - completed treatment (rolling 12 month period)	1	166	0.60	6.51	4.81
% of courses of treatment with removable appliances only - proposed treatment (rolling 12 month period)	4	239	1.7%	2.5%	2.0%
% of courses of treatment with removable appliances only - completed treatment (rolling 12 month period)	0	109	0.0%	1.6%	1.5%
% of patients satisfied with the treatment they have received (rolling 12 month period)	11	12	91.7%	95.3%	96.0%

\* Figures in italics indicate that the base number is less than 100.

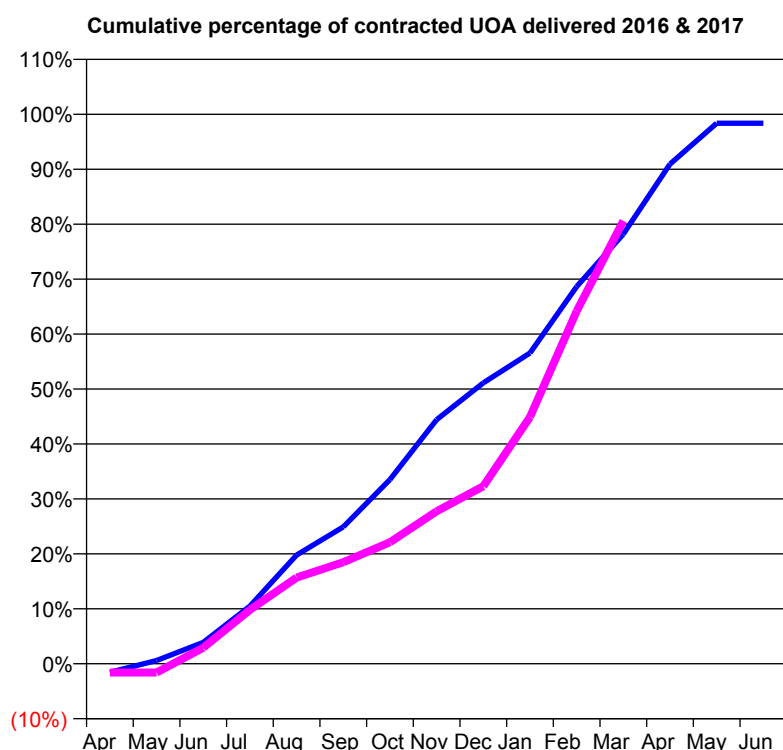
**Q58 - Vital Signs Orthodontic At a Glance Contract Report for 126462/0001 - March 2017**

Name or company name	Hitchin Orthodontic Clinic Limited
Contract type name	PDS Contract
Purpose of contract	Orthodontic
Contract start date	18/06/2010
Contract end date	31/03/2018

16/17 Contracted general activity (UDA)	0
Carry forward general activity (UDA)	0
16/17 Contracted orthodontic activity (UOA)	18,983
Carry forward orthodontic activity (UOA)	308
Baseline contract value	£1,170,287.68

**ACCESS**

	Contract	England and Wales
24 month ratio of assessments to patient IDs	1.05	1.09

**ACTIVITY**


Month	Adjusted Scheduled Activity (UOA)	
	2016	2017
April	-296	-308
May	115	-307
June	739	555
July	1,992	1,865
August	3,757	2,976
September	4,728	3,507
October	6,364	4,201
November	8,432	5,269
December	9,704	6,132
January	10,736	8,526
February	13,031	12,181
March	14,847	15,299
April	17,265	
May	18,675	
June	18,675	

**QUALITY**

	Contract Quantity	Contract Base Number	Contract *	Region	England
% of all assessments that were assess and fit appliances (rolling 12 month period)	915	1,446	63.3%	55.8%	56.6%
% of all assessments that were assess and refuse (rolling 12 month period)	342	1,446	23.7%	11.1%	11.8%
% of all assessments that were assess and review (rolling 12 month period)	189	1,446	13.1%	33.1%	31.6%
% of terminated courses where treatment was abandoned or discontinued (rolling 12 month period)	47	746	6.3%	8.6%	7.7%
% of completed treatments indicating that PAR score was taken (year to date)	238	699	34.0%	57.9%	58.4%
Rate of removable appliances per 100 fixed appliances - proposed treatment (rolling 12 month period)	94	1,756	5.35	7.01	5.64
Rate of removable appliances per 100 fixed appliances - completed treatment (rolling 12 month period)	66	1,328	4.97	6.51	4.81
% of courses of treatment with removable appliances only - proposed treatment (rolling 12 month period)	16	915	1.7%	2.5%	2.0%
% of courses of treatment with removable appliances only - completed treatment (rolling 12 month period)	10	699	1.4%	1.6%	1.5%
% of patients satisfied with the treatment they have received (rolling 12 month period)	37	37	100.0%	95.3%	96.0%

\* Figures in italics indicate that the base number is less than 100.

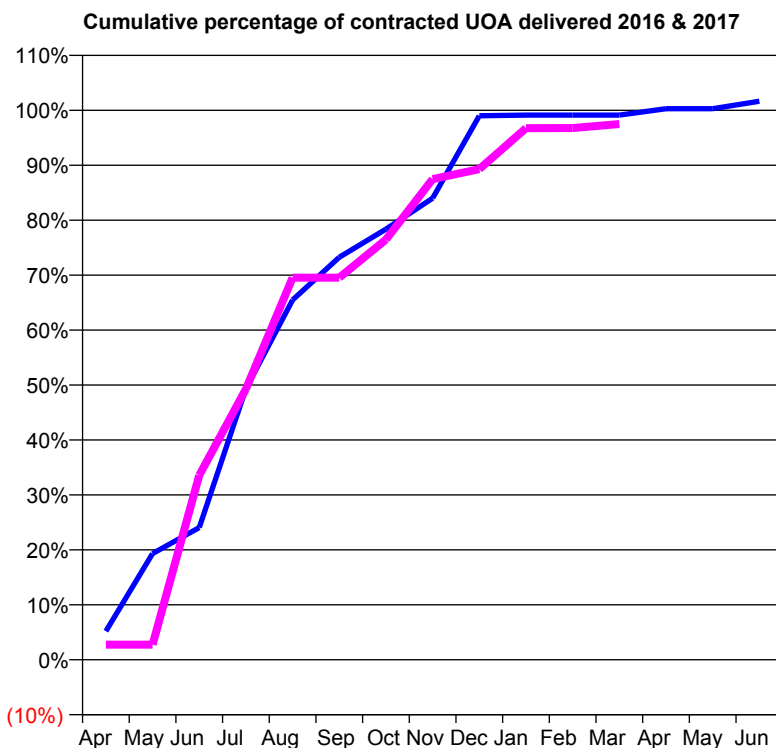
**Q58 - Vital Signs Orthodontic At a Glance Contract Report for 138134/0001 - March 2017**

Name or company name	Smile Creations Innovations Limited
Contract type name	PDS Contract
Purpose of contract	Orthodontic
Contract start date	02/12/2013
Contract end date	31/03/2019

16/17 Contracted general activity (UDA)	0
Carry forward general activity (UDA)	0
16/17 Contracted orthodontic activity (UOA)	4,620
Carry forward orthodontic activity (UOA)	0
Baseline contract value	£287,167.47

**ACCESS**

	Contract	England and Wales
24 month ratio of assessments to patient IDs	1.08	1.09

**ACTIVITY**


Month	Adjusted Scheduled Activity (UOA)	
	2016	2017
April	241	127
May	893	127
June	1,112	1,551
July	2,280	2,277
August	3,026	3,213
September	3,384	3,213
October	3,621	3,533
November	3,881	4,041
December	4,574	4,125
January	4,579	4,469
February	4,579	4,471
March	4,579	4,504
April	4,633	
May	4,633	
June	4,696	

**QUALITY**

	Contract Quantity	Contract Base Number	Contract *	Region	England
% of all assessments that were assess and fit appliances (rolling 12 month period)	227	346	65.6%	55.8%	56.6%
% of all assessments that were assess and refuse (rolling 12 month period)	59	346	17.1%	11.1%	11.8%
% of all assessments that were assess and review (rolling 12 month period)	60	346	17.3%	33.1%	31.6%
% of terminated courses where treatment was abandoned or discontinued (rolling 12 month period)	10	218	4.6%	8.6%	7.7%
% of completed treatments indicating that PAR score was taken (year to date)	192	208	92.3%	57.9%	58.4%
Rate of removable appliances per 100 fixed appliances - proposed treatment (rolling 12 month period)	34	418	8.13	7.01	5.64
Rate of removable appliances per 100 fixed appliances - completed treatment (rolling 12 month period)	14	388	3.61	6.51	4.81
% of courses of treatment with removable appliances only - proposed treatment (rolling 12 month period)	11	227	4.8%	2.5%	2.0%
% of courses of treatment with removable appliances only - completed treatment (rolling 12 month period)	6	208	2.9%	1.6%	1.5%
% of patients satisfied with the treatment they have received (rolling 12 month period)	15	17	88.2%	95.3%	96.0%

\* Figures in italics indicate that the base number is less than 100.

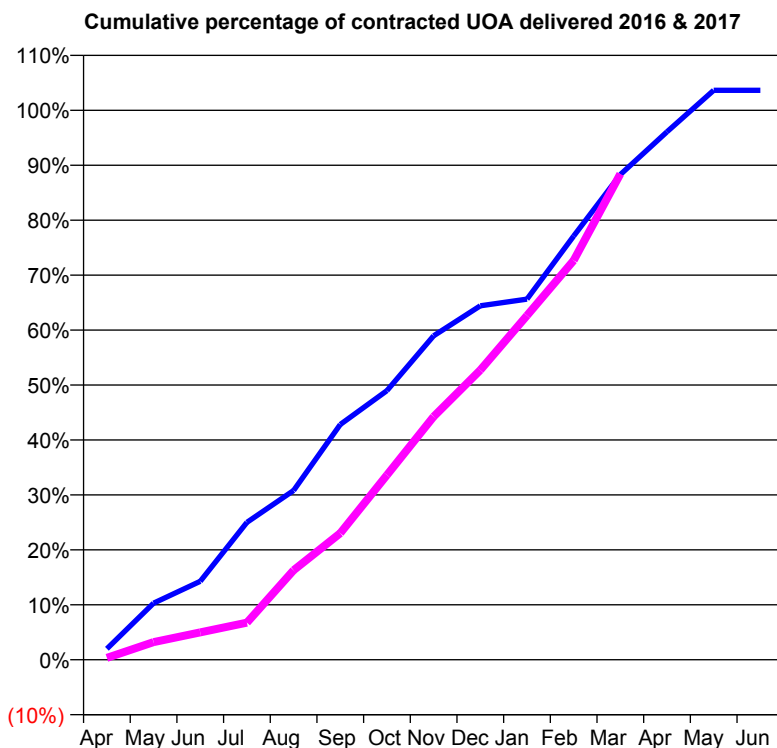
**Q58 - Vital Signs Orthodontic At a Glance Contract Report for 139149/0001 - March 2017**

Name or company name	Harpenden Orthodontic Care Limited
Contract type name	PDS Contract
Purpose of contract	Orthodontic
Contract start date	01/04/2009
Contract end date	31/03/2019

16/17 Contracted general activity (UDA)	0
Carry forward general activity (UDA)	0
16/17 Contracted orthodontic activity (UOA)	5,956
Carry forward orthodontic activity (UOA)	0
Baseline contract value	£367,189.76

**ACCESS**

	Contract	England and Wales
24 month ratio of assessments to patient IDs	1.08	1.09

**ACTIVITY**


Month	Adjusted Scheduled Activity (UOA)	
	2016	2017
April	119	21
May	614	192
June	851	297
July	1,489	403
August	1,835	970
September	2,550	1,372
October	2,917	2,002
November	3,512	2,636
December	3,837	3,140
January	3,909	3,731
February	4,593	4,328
March	5,259	5,266
April	5,723	
May	6,173	
June	6,173	

**QUALITY**

	Contract Quantity	Contract Base Number	Contract *	Region	England
% of all assessments that were assess and fit appliances (rolling 12 month period)	294	331	88.8%	55.8%	56.6%
% of all assessments that were assess and refuse (rolling 12 month period)	7	331	2.1%	11.1%	11.8%
% of all assessments that were assess and review (rolling 12 month period)	30	331	9.1%	33.1%	31.6%
% of terminated courses where treatment was abandoned or discontinued (rolling 12 month period)	2	252	0.8%	8.6%	7.7%
% of completed treatments indicating that PAR score was taken (year to date)	185	250	74.0%	57.9%	58.4%
Rate of removable appliances per 100 fixed appliances - proposed treatment (rolling 12 month period)	17	578	2.94	7.01	5.64
Rate of removable appliances per 100 fixed appliances - completed treatment (rolling 12 month period)	16	481	3.33	6.51	4.81
% of courses of treatment with removable appliances only - proposed treatment (rolling 12 month period)	2	294	0.7%	2.5%	2.0%
% of courses of treatment with removable appliances only - completed treatment (rolling 12 month period)	1	250	0.4%	1.6%	1.5%
% of patients satisfied with the treatment they have received (rolling 12 month period)	11	11	100.0%	95.3%	96.0%

\* Figures in italics indicate that the base number is less than 100.

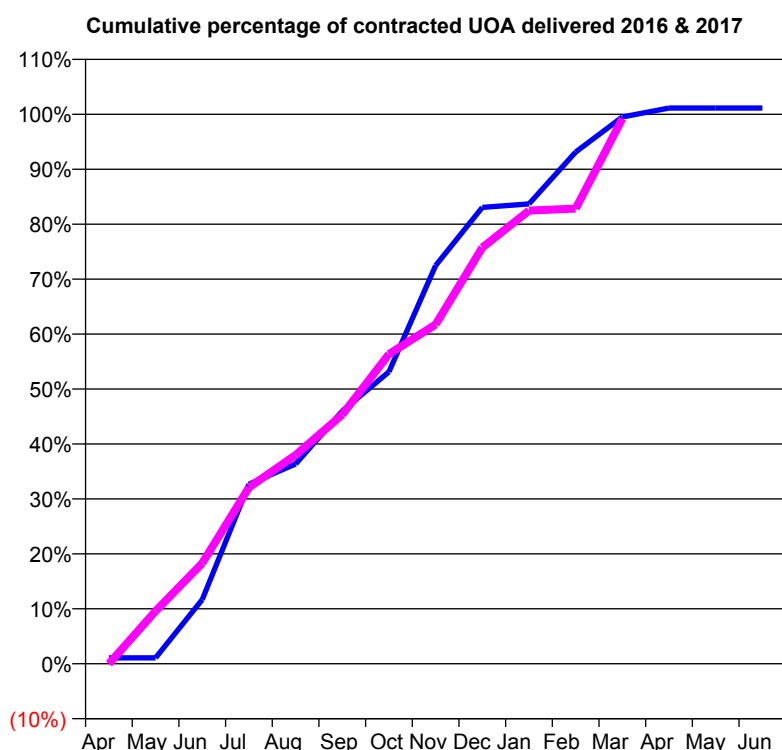
**Q58 - Vital Signs Orthodontic At a Glance Contract Report for 147419/0001 - March 2017**

Name or company name	Rickmansworth Orthodontic Practice Ltd
Contract type name	PDS Contract
Purpose of contract	Orthodontic
Contract start date	01/04/2010
Contract end date	31/03/2019

16/17 Contracted general activity (UDA)	0
Carry forward general activity (UDA)	0
16/17 Contracted orthodontic activity (UOA)	10,376
Carry forward orthodontic activity (UOA)	0
Baseline contract value	£639,688.63

**ACCESS**

	Contract	England and Wales
24 month ratio of assessments to patient IDs	1.01	1.09

**ACTIVITY**


Month	Adjusted Scheduled Activity (UOA)	
	2016	2017
April	112	0
May	112	995
June	1,212	1,901
July	3,390	3,329
August	3,772	3,941
September	4,772	4,705
October	5,513	5,848
November	7,519	6,406
December	8,618	7,859
January	8,682	8,556
February	9,663	8,595
March	10,325	10,292
April	10,494	
May	10,493	
June	10,493	

**QUALITY**

	Contract Quantity	Contract Base Number	Contract *	Region	England
% of all assessments that were assess and fit appliances (rolling 12 month period)	502	708	70.9%	55.8%	56.6%
% of all assessments that were assess and refuse (rolling 12 month period)	11	708	1.6%	11.1%	11.8%
% of all assessments that were assess and review (rolling 12 month period)	195	708	27.5%	33.1%	31.6%
% of terminated courses where treatment was abandoned or discontinued (rolling 12 month period)	9	351	2.6%	8.6%	7.7%
% of completed treatments indicating that PAR score was taken (year to date)	0	342	0.0%	57.9%	58.4%
Rate of removable appliances per 100 fixed appliances - proposed treatment (rolling 12 month period)	23	982	2.34	7.01	5.64
Rate of removable appliances per 100 fixed appliances - completed treatment (rolling 12 month period)	38	661	5.75	6.51	4.81
% of courses of treatment with removable appliances only - proposed treatment (rolling 12 month period)	7	502	1.4%	2.5%	2.0%
% of courses of treatment with removable appliances only - completed treatment (rolling 12 month period)	10	342	2.9%	1.6%	1.5%
% of patients satisfied with the treatment they have received (rolling 12 month period)	23	23	100.0%	95.3%	96.0%

\* Figures in italics indicate that the base number is less than 100.

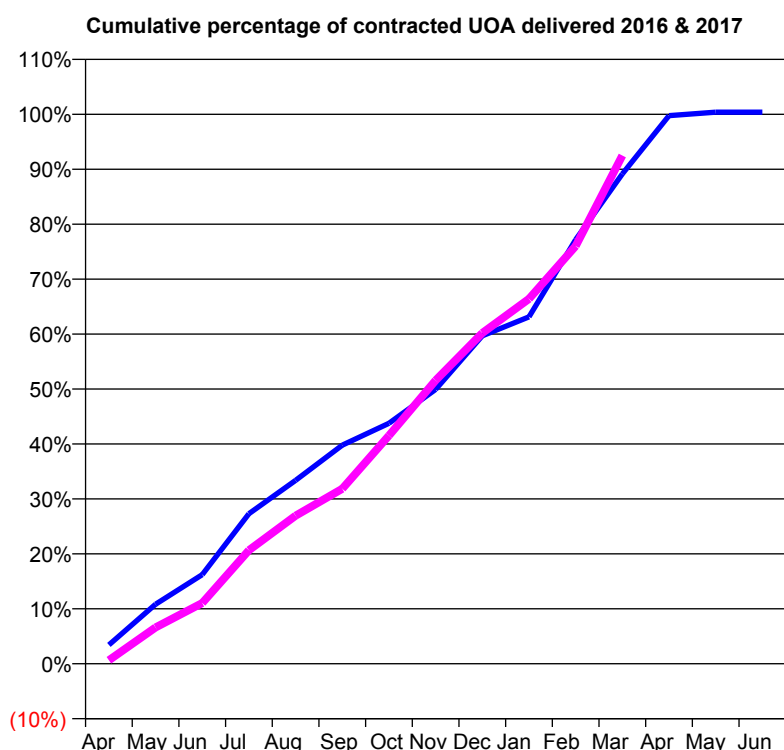
**Q58 - Vital Signs Orthodontic At a Glance Contract Report for 148407/0001 - March 2017**

Name or company name	Harpenden Orthodontics LLP
Contract type name	PDS Contract
Purpose of contract	Orthodontic
Contract start date	01/04/2009
Contract end date	31/03/2019

16/17 Contracted general activity (UDA)	0
Carry forward general activity (UDA)	0
16/17 Contracted orthodontic activity (UOA)	32,671
Carry forward orthodontic activity (UOA)	0
Baseline contract value	£1,990,802.77

**ACCESS**

	Contract	England and Wales
24 month ratio of assessments to patient IDs	1.02	1.09

**ACTIVITY**


Month	Adjusted Scheduled Activity (UOA)	
	2016	2017
April	1,125	213
May	3,542	2,160
June	5,303	3,615
July	8,923	6,752
August	10,906	8,808
September	12,997	10,408
October	14,299	13,566
November	16,311	16,849
December	19,502	19,668
January	20,629	21,697
February	25,219	24,835
March	29,122	30,216
April	32,586	
May	32,796	
June	32,796	

**QUALITY**

	Contract Quantity	Contract Base Number	Contract *	Region	England
% of all assessments that were assess and fit appliances (rolling 12 month period)	1,624	2,553	63.6%	55.8%	56.6%
% of all assessments that were assess and refuse (rolling 12 month period)	169	2,553	6.6%	11.1%	11.8%
% of all assessments that were assess and review (rolling 12 month period)	760	2,553	29.8%	33.1%	31.6%
% of terminated courses where treatment was abandoned or discontinued (rolling 12 month period)	96	1,273	7.5%	8.6%	7.7%
% of completed treatments indicating that PAR score was taken (year to date)	872	1,175	74.2%	57.9%	58.4%
Rate of removable appliances per 100 fixed appliances - proposed treatment (rolling 12 month period)	148	3,102	4.77	7.01	5.64
Rate of removable appliances per 100 fixed appliances - completed treatment (rolling 12 month period)	82	2,265	3.62	6.51	4.81
% of courses of treatment with removable appliances only - proposed treatment (rolling 12 month period)	53	1,624	3.3%	2.5%	2.0%
% of courses of treatment with removable appliances only - completed treatment (rolling 12 month period)	31	1,177	2.6%	1.6%	1.5%
% of patients satisfied with the treatment they have received (rolling 12 month period)	68	68	100.0%	95.3%	96.0%

\* Figures in italics indicate that the base number is less than 100.

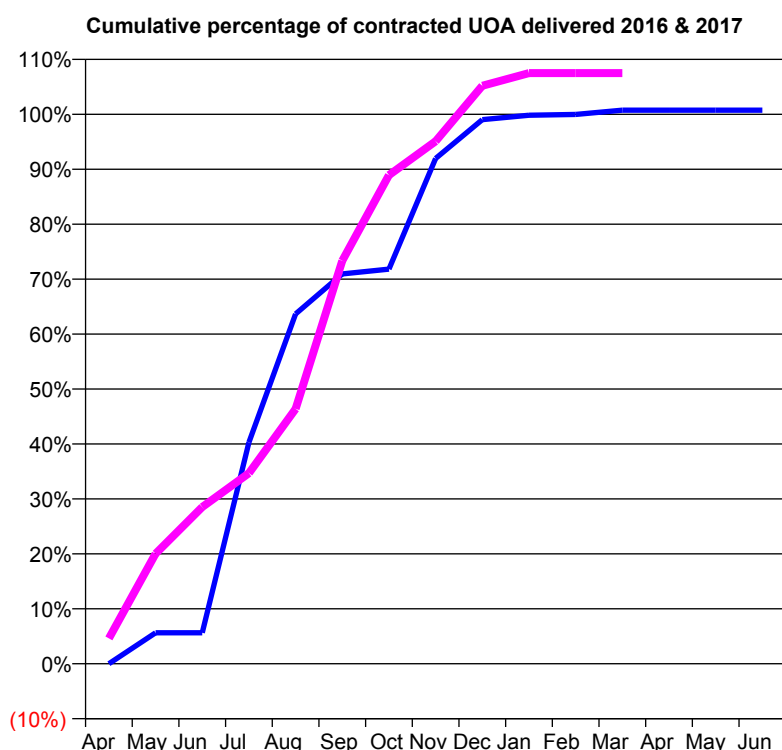


**Q58 - Vital Signs Orthodontic At a Glance Contract Report for 153559/0001 - March 2017**

Name or company name	Borehamwood Ortho Clinic Limited
Contract type name	PDS Contract
Purpose of contract	Orthodontic
Contract start date	01/04/2008
Contract end date	31/03/2019

16/17 Contracted general activity (UDA)	0
Carry forward general activity (UDA)	0
16/17 Contracted orthodontic activity (UOA)	2,725
Carry forward orthodontic activity (UOA)	0
Baseline contract value	£167,987.21

ACCESS	Contract	England and Wales
24 month ratio of assessments to patient IDs	1.01	1.09

**ACTIVITY**


Month	Adjusted Scheduled Activity (UOA)	
	2016	2017
April	0	126
May	154	546
June	154	777
July	1,098	945
August	1,735	1,264
September	1,933	1,999
October	1,957	2,423
November	2,506	2,591
December	2,698	2,866
January	2,720	2,929
February	2,724	2,929
March	2,745	2,929
April	2,745	
May	2,745	
June	2,745	

QUALITY	Contract Quantity	Contract Base Number	Contract *	Region	England
% of all assessments that were assess and fit appliances (rolling 12 month period)	141	144	97.9%	55.8%	56.6%
% of all assessments that were assess and refuse (rolling 12 month period)	1	144	0.7%	11.1%	11.8%
% of all assessments that were assess and review (rolling 12 month period)	2	144	1.4%	33.1%	31.6%
% of terminated courses where treatment was abandoned or discontinued (rolling 12 month period)	2	93	2.2%	8.6%	7.7%
% of completed treatments indicating that PAR score was taken (year to date)	90	91	98.9%	57.9%	58.4%
Rate of removable appliances per 100 fixed appliances - proposed treatment (rolling 12 month period)	8	273	2.93	7.01	5.64
Rate of removable appliances per 100 fixed appliances - completed treatment (rolling 12 month period)	0	0	N/A	6.51	4.81
% of courses of treatment with removable appliances only - proposed treatment (rolling 12 month period)	4	141	2.8%	2.5%	2.0%
% of courses of treatment with removable appliances only - completed treatment (rolling 12 month period)	0	91	0.0%	1.6%	1.5%
% of patients satisfied with the treatment they have received (rolling 12 month period)	3	3	100.0%	95.3%	96.0%

\* Figures in italics indicate that the base number is less than 100.

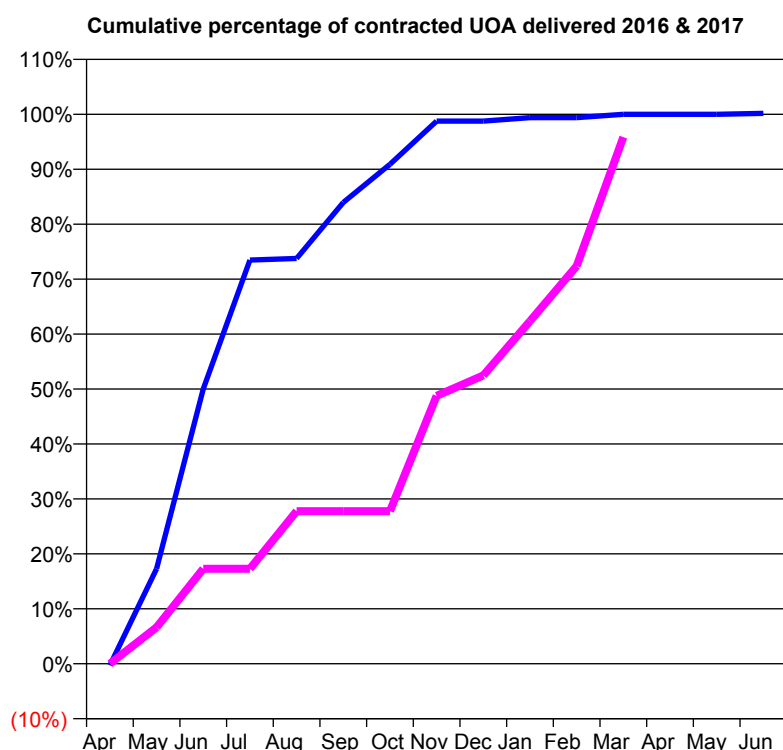
**Q58 - Vital Signs Orthodontic At a Glance Contract Report for 155438/0003 - March 2017**

Name or company name	Syteldent Ltd
Contract type name	GDS Contract
Purpose of contract	General and Orthodontic
Contract start date	01/08/2008
Contract end date	

16/17 Contracted general activity (UDA)	23,050
Carry forward general activity (UDA)	-425
16/17 Contracted orthodontic activity (UOA)	648
Carry forward orthodontic activity (UOA)	0
Baseline contract value	£616,295.73

**ACCESS**

	Contract	England and Wales
24 month ratio of assessments to patient IDs	1.15	1.09

**ACTIVITY**


Month	Adjusted Scheduled Activity (UOA)	
	2016	2017
April	-2	0
May	112	43
June	324	112
July	476	112
August	478	180
September	544	180
October	589	180
November	640	316
December	640	340
January	644	404
February	644	469
March	648	621
April	648	
May	648	
June	649	

**QUALITY**

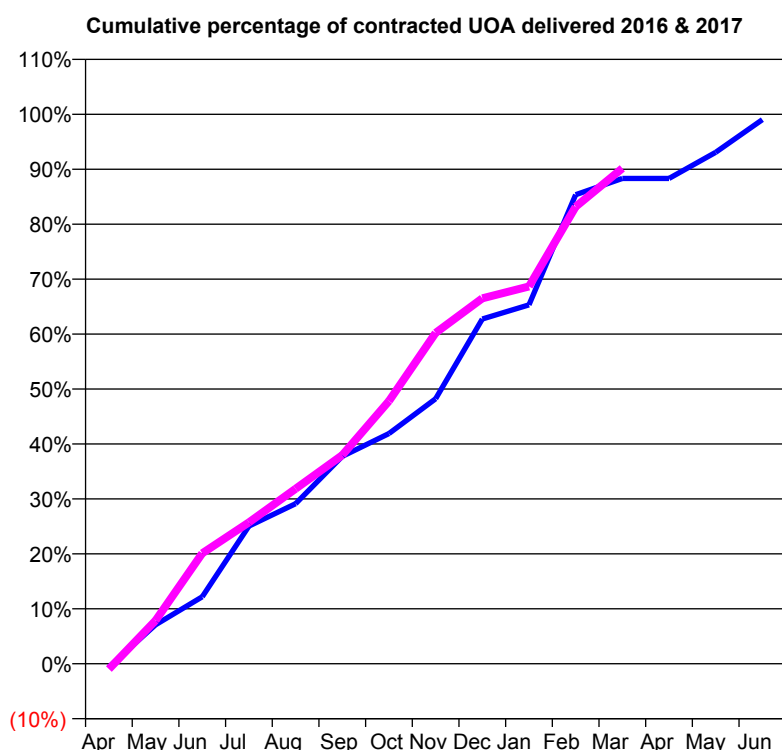
	Contract Quantity	Contract Base Number	Contract *	Region	England
% of all assessments that were assess and fit appliances (rolling 12 month period)	27	82	32.9%	55.8%	56.6%
% of all assessments that were assess and refuse (rolling 12 month period)	11	82	13.4%	11.1%	11.8%
% of all assessments that were assess and review (rolling 12 month period)	44	82	53.7%	33.1%	31.6%
% of terminated courses where treatment was abandoned or discontinued (rolling 12 month period)	2	20	10.0%	8.6%	7.7%
% of completed treatments indicating that PAR score was taken (year to date)	5	18	27.8%	57.9%	58.4%
Rate of removable appliances per 100 fixed appliances - proposed treatment (rolling 12 month period)	0	52	0.00	7.01	5.64
Rate of removable appliances per 100 fixed appliances - completed treatment (rolling 12 month period)	2	16	12.50	6.51	4.81
% of courses of treatment with removable appliances only - proposed treatment (rolling 12 month period)	0	27	0.0%	2.5%	2.0%
% of courses of treatment with removable appliances only - completed treatment (rolling 12 month period)	2	18	11.1%	1.6%	1.5%
% of patients satisfied with the treatment they have received (rolling 12 month period)	1	1	100.0%	95.3%	96.0%

\* Figures in italics indicate that the base number is less than 100.

**Q58 - Vital Signs Orthodontic At a Glance Contract Report for 166901/0002 - March 2017**

Name or company name	Purely Orthodontics	16/17 Contracted general activity (UDA)	0
Contract type name	PDS Contract	Carry forward general activity (UDA)	0
Purpose of contract	Orthodontic	16/17 Contracted orthodontic activity (UOA)	10,707
Contract start date	08/08/2007	Carry forward orthodontic activity (UOA)	105
Contract end date	31/03/2019	Baseline contract value	£655,002.18

ACCESS	Contract	England and Wales
24 month ratio of assessments to patient IDs	1.03	1.09

**ACTIVITY**


Month	Adjusted Scheduled Activity (UOA)	
	2016	2017
April	-65	-105
May	759	842
June	1,305	2,153
July	2,684	2,755
August	3,120	3,411
September	4,041	4,066
October	4,487	5,121
November	5,165	6,448
December	6,719	7,120
January	6,992	7,351
February	9,140	8,906
March	9,457	9,654
April	9,457	
May	9,966	
June	10,602	

**QUALITY**

	Contract Quantity	Contract Base Number	Contract *	Region	England
% of all assessments that were assess and fit appliances (rolling 12 month period)	522	592	88.2%	55.8%	56.6%
% of all assessments that were assess and refuse (rolling 12 month period)	11	592	1.9%	11.1%	11.8%
% of all assessments that were assess and review (rolling 12 month period)	59	592	10.0%	33.1%	31.6%
% of terminated courses where treatment was abandoned or discontinued (rolling 12 month period)	14	464	3.0%	8.6%	7.7%
% of completed treatments indicating that PAR score was taken (year to date)	162	450	36.0%	57.9%	58.4%
Rate of removable appliances per 100 fixed appliances - proposed treatment (rolling 12 month period)	79	1,021	7.74	7.01	5.64
Rate of removable appliances per 100 fixed appliances - completed treatment (rolling 12 month period)	130	882	14.74	6.51	4.81
% of courses of treatment with removable appliances only - proposed treatment (rolling 12 month period)	7	522	1.3%	2.5%	2.0%
% of courses of treatment with removable appliances only - completed treatment (rolling 12 month period)	6	450	1.3%	1.6%	1.5%
% of patients satisfied with the treatment they have received (rolling 12 month period)	7	7	100.0%	95.3%	96.0%

\* Figures in italics indicate that the base number is less than 100.

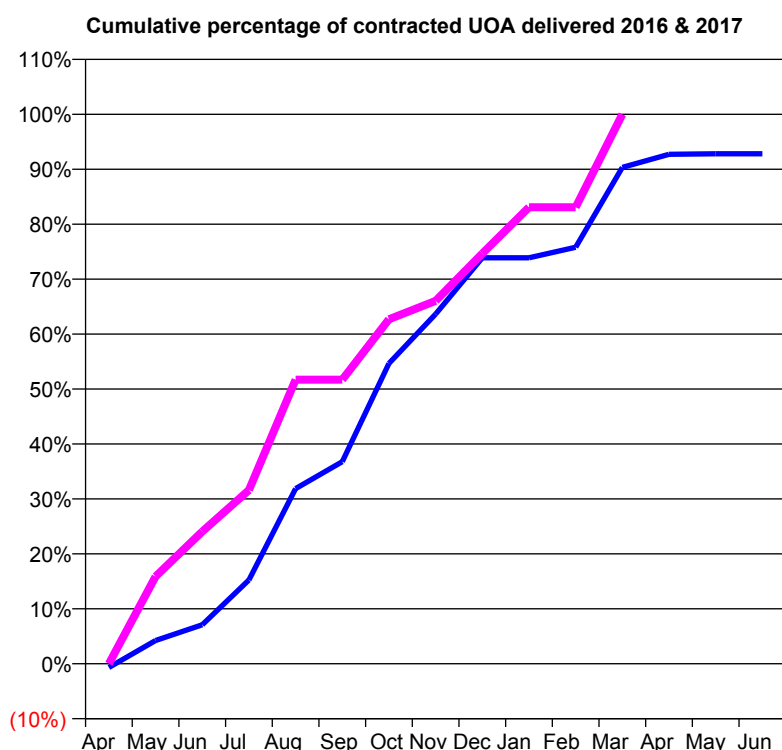
**Q58 - Vital Signs Orthodontic At a Glance Contract Report for 167045/0001 - March 2017**

Name or company name	QUALITY DENTAL CARE LIMITED
Contract type name	GDS Contract
Purpose of contract	General and Orthodontic
Contract start date	05/02/2008
Contract end date	

16/17 Contracted general activity (UDA)	18,500
Carry forward general activity (UDA)	0
16/17 Contracted orthodontic activity (UOA)	4,389
Carry forward orthodontic activity (UOA)	0
Baseline contract value	£700,913.72

**ACCESS**

	Contract	England and Wales
24 month ratio of assessments to patient IDs	1.22	1.09

**ACTIVITY**


Month	Adjusted Scheduled Activity (UOA)	
	2016	2017
April	-30	0
May	186	697
June	312	1,056
July	669	1,387
August	1,399	2,269
September	1,614	2,269
October	2,399	2,752
November	2,793	2,899
December	3,243	3,277
January	3,243	3,646
February	3,327	3,646
March	3,965	4,389
April	4,069	
May	4,073	
June	4,073	

**QUALITY**

	Contract Quantity	Contract Base Number	Contract *	Region	England
% of all assessments that were assess and fit appliances (rolling 12 month period)	192	706	27.2%	55.8%	56.6%
% of all assessments that were assess and refuse (rolling 12 month period)	71	706	10.1%	11.1%	11.8%
% of all assessments that were assess and review (rolling 12 month period)	443	706	62.7%	33.1%	31.6%
% of terminated courses where treatment was abandoned or discontinued (rolling 12 month period)	48	190	25.3%	8.6%	7.7%
% of completed treatments indicating that PAR score was taken (year to date)	128	142	90.1%	57.9%	58.4%
Rate of removable appliances per 100 fixed appliances - proposed treatment (rolling 12 month period)	54	379	14.25	7.01	5.64
Rate of removable appliances per 100 fixed appliances - completed treatment (rolling 12 month period)	15	283	5.30	6.51	4.81
% of courses of treatment with removable appliances only - proposed treatment (rolling 12 month period)	1	192	0.5%	2.5%	2.0%
% of courses of treatment with removable appliances only - completed treatment (rolling 12 month period)	0	142	0.0%	1.6%	1.5%
% of patients satisfied with the treatment they have received (rolling 12 month period)	4	4	100.0%	95.3%	96.0%

\* Figures in italics indicate that the base number is less than 100.

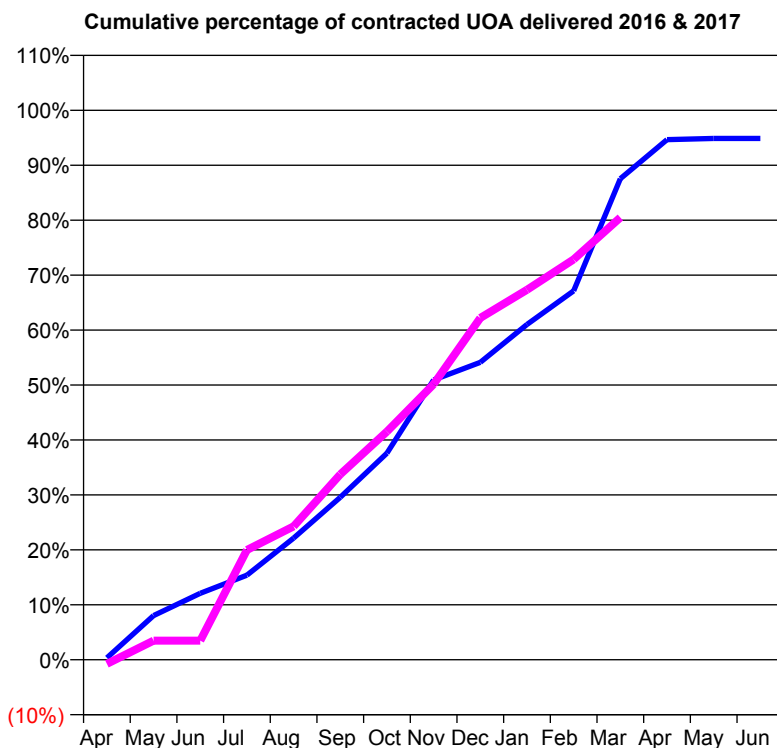
**Q58 - Vital Signs Orthodontic At a Glance Contract Report for 168513/0001 - March 2017**

Name or company name	MHT Solutions Ltd
Contract type name	PDS Contract
Purpose of contract	Orthodontic
Contract start date	01/06/2011
Contract end date	31/05/2021

16/17 Contracted general activity (UDA)	0
Carry forward general activity (UDA)	0
16/17 Contracted orthodontic activity (UOA)	9,917
Carry forward orthodontic activity (UOA)	77
Baseline contract value	£653,738.59

**ACCESS**

	Contract	England and Wales
24 month ratio of assessments to patient IDs	1.04	1.09

**ACTIVITY**


Month	Adjusted Scheduled Activity (UOA)	
	2016	2017
April	35	-77
May	798	345
June	1,200	345
July	1,527	1,983
August	2,195	2,407
September	2,931	3,345
October	3,728	4,119
November	5,050	4,973
December	5,366	6,168
January	6,050	6,677
February	6,657	7,225
March	8,681	7,981
April	9,385	
May	9,407	
June	9,407	

**QUALITY**

	Contract Quantity	Contract Base Number	Contract *	Region	England
% of all assessments that were assess and fit appliances (rolling 12 month period)	432	723	59.8%	55.8%	56.6%
% of all assessments that were assess and refuse (rolling 12 month period)	228	723	31.5%	11.1%	11.8%
% of all assessments that were assess and review (rolling 12 month period)	63	723	8.7%	33.1%	31.6%
% of terminated courses where treatment was abandoned or discontinued (rolling 12 month period)	17	388	4.4%	8.6%	7.7%
% of completed treatments indicating that PAR score was taken (year to date)	343	371	92.5%	57.9%	58.4%
Rate of removable appliances per 100 fixed appliances - proposed treatment (rolling 12 month period)	40	813	4.92	7.01	5.64
Rate of removable appliances per 100 fixed appliances - completed treatment (rolling 12 month period)	32	701	4.56	6.51	4.81
% of courses of treatment with removable appliances only - proposed treatment (rolling 12 month period)	10	432	2.3%	2.5%	2.0%
% of courses of treatment with removable appliances only - completed treatment (rolling 12 month period)	6	371	1.6%	1.6%	1.5%
% of patients satisfied with the treatment they have received (rolling 12 month period)	23	23	100.0%	95.3%	96.0%

\* Figures in italics indicate that the base number is less than 100.

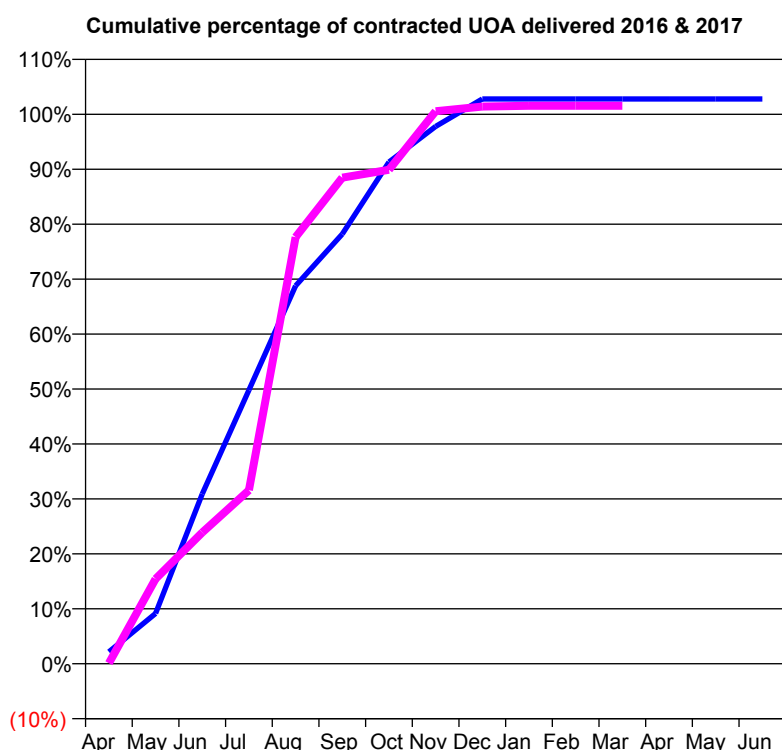
**Q58 - Vital Signs Orthodontic At a Glance Contract Report for 171247/0001 - March 2017**

Name or company name	Sharing Smiles Orthodontics Ltd
Contract type name	PDS Contract
Purpose of contract	Orthodontic
Contract start date	01/08/2010
Contract end date	31/03/2019

16/17 Contracted general activity (UDA)	0
Carry forward general activity (UDA)	0
16/17 Contracted orthodontic activity (UOA)	18,907
Carry forward orthodontic activity (UOA)	0
Baseline contract value	£1,128,189.58

**ACCESS**

	Contract	England and Wales
24 month ratio of assessments to patient IDs	1.02	1.09

**ACTIVITY**


Month	Adjusted Scheduled Activity (UOA)	
	2016	2017
April	410	21
May	1,731	2,919
June	5,842	4,515
July	9,416	5,971
August	13,003	14,680
September	14,785	16,727
October	17,265	16,998
November	18,486	19,011
December	19,431	19,171
January	19,431	19,197
February	19,431	19,197
March	19,431	19,197
April	19,431	
May	19,431	
June	19,431	

**QUALITY**

	Contract Quantity	Contract Base Number	Contract *	Region	England
% of all assessments that were assess and fit appliances (rolling 12 month period)	910	1,031	88.3%	55.8%	56.6%
% of all assessments that were assess and refuse (rolling 12 month period)	117	1,031	11.3%	11.1%	11.8%
% of all assessments that were assess and review (rolling 12 month period)	4	1,031	0.4%	33.1%	31.6%
% of terminated courses where treatment was abandoned or discontinued (rolling 12 month period)	6	729	0.8%	8.6%	7.7%
% of completed treatments indicating that PAR score was taken (year to date)	692	723	95.7%	57.9%	58.4%
Rate of removable appliances per 100 fixed appliances - proposed treatment (rolling 12 month period)	0	1,817	0.00	7.01	5.64
Rate of removable appliances per 100 fixed appliances - completed treatment (rolling 12 month period)	1	1,442	0.07	6.51	4.81
% of courses of treatment with removable appliances only - proposed treatment (rolling 12 month period)	0	910	0.0%	2.5%	2.0%
% of courses of treatment with removable appliances only - completed treatment (rolling 12 month period)	0	723	0.0%	1.6%	1.5%
% of patients satisfied with the treatment they have received (rolling 12 month period)	8	12	66.7%	95.3%	96.0%

\* Figures in italics indicate that the base number is less than 100.

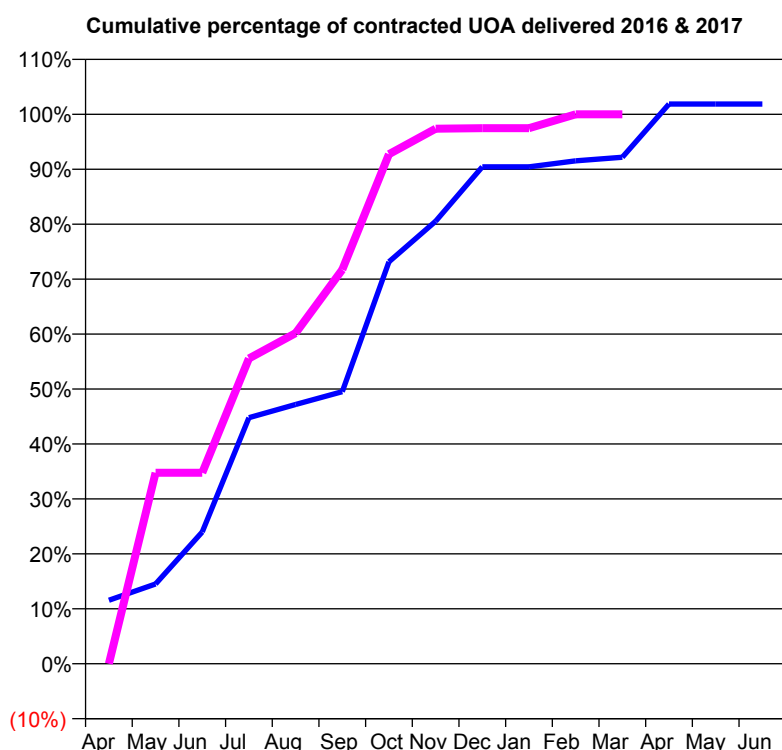
**Q58 - Vital Signs Orthodontic At a Glance Contract Report for 178187/0001 - March 2017**

Name or company name	Oradi Ltd.
Contract type name	PDS Contract
Purpose of contract	General and Orthodontic
Contract start date	01/04/2008
Contract end date	31/03/2026

16/17 Contracted general activity (UDA)	41,268
Carry forward general activity (UDA)	-825
16/17 Contracted orthodontic activity (UOA)	909
Carry forward orthodontic activity (UOA)	0
Baseline contract value	£1,129,338.52

**ACCESS**

	Contract	England and Wales
24 month ratio of assessments to patient IDs	1.01	1.09

**ACTIVITY**


Month	Adjusted Scheduled Activity (UOA)	
	2016	2017
April	105	0
May	132	316
June	218	316
July	407	505
August	429	547
September	450	652
October	665	843
November	732	885
December	822	886
January	822	886
February	832	909
March	838	909
April	926	
May	926	
June	926	

**QUALITY**

	Contract Quantity	Contract Base Number	Contract *	Region	England
% of all assessments that were assess and fit appliances (rolling 12 month period)	46	78	59.0%	55.8%	56.6%
% of all assessments that were assess and refuse (rolling 12 month period)	13	78	16.7%	11.1%	11.8%
% of all assessments that were assess and review (rolling 12 month period)	19	78	24.4%	33.1%	31.6%
% of terminated courses where treatment was abandoned or discontinued (rolling 12 month period)	4	30	13.3%	8.6%	7.7%
% of completed treatments indicating that PAR score was taken (year to date)	26	26	100.0%	57.9%	58.4%
Rate of removable appliances per 100 fixed appliances - proposed treatment (rolling 12 month period)	1	86	1.16	7.01	5.64
Rate of removable appliances per 100 fixed appliances - completed treatment (rolling 12 month period)	0	49	0.00	6.51	4.81
% of courses of treatment with removable appliances only - proposed treatment (rolling 12 month period)	0	46	0.0%	2.5%	2.0%
% of courses of treatment with removable appliances only - completed treatment (rolling 12 month period)	0	26	0.0%	1.6%	1.5%
% of patients satisfied with the treatment they have received (rolling 12 month period)	0	0	N/A	95.3%	96.0%

\* Figures in italics indicate that the base number is less than 100.

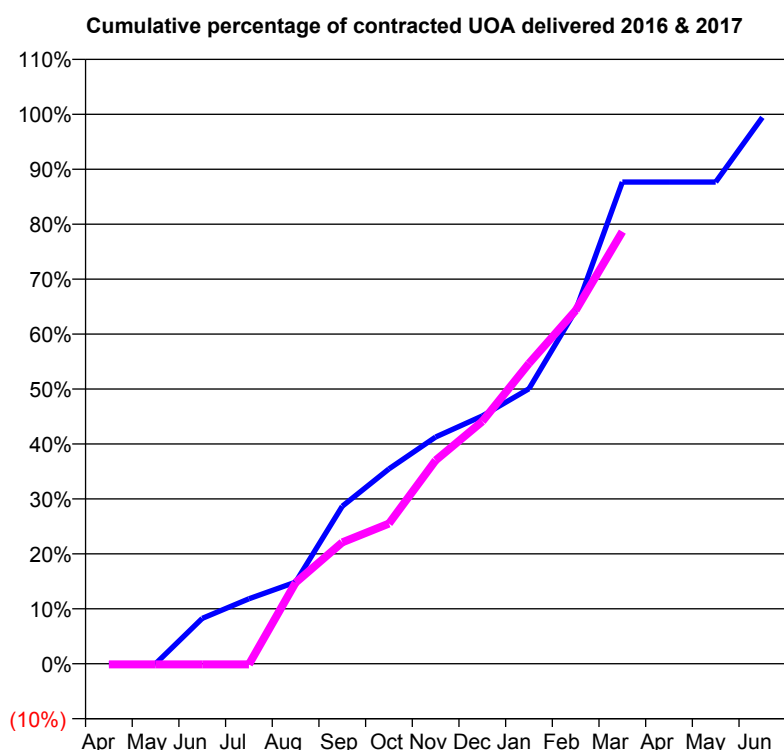
**Q58 - Vital Signs Orthodontic At a Glance Contract Report for 181080/0001 - March 2017**

Name or company name	Watford Orthodontic Practice
Contract type name	PDS Contract
Purpose of contract	Orthodontic
Contract start date	01/04/2014
Contract end date	31/03/2018

16/17 Contracted general activity (UDA)	0
Carry forward general activity (UDA)	0
16/17 Contracted orthodontic activity (UOA)	7,633
Carry forward orthodontic activity (UOA)	32
Baseline contract value	£470,587.35

**ACCESS**

	Contract	England and Wales
24 month ratio of assessments to patient IDs	1.10	1.09

**ACTIVITY**


Month	Adjusted Scheduled Activity (UOA)	
	2016	2017
April	0	-11
May	0	-11
June	457	-11
July	654	-11
August	822	1,127
September	1,587	1,686
October	1,962	1,948
November	2,283	2,825
December	2,495	3,367
January	2,769	4,172
February	3,557	4,908
March	4,850	6,002
April	4,850	
May	4,850	
June	5,501	

**QUALITY**

	Contract Quantity	Contract Base Number	Contract *	Region	England
% of all assessments that were assess and fit appliances (rolling 12 month period)	322	468	68.8%	55.8%	56.6%
% of all assessments that were assess and refuse (rolling 12 month period)	21	468	4.5%	11.1%	11.8%
% of all assessments that were assess and review (rolling 12 month period)	125	468	26.7%	33.1%	31.6%
% of terminated courses where treatment was abandoned or discontinued (rolling 12 month period)	24	259	9.3%	8.6%	7.7%
% of completed treatments indicating that PAR score was taken (year to date)	67	235	28.5%	57.9%	58.4%
Rate of removable appliances per 100 fixed appliances - proposed treatment (rolling 12 month period)	221	602	36.71	7.01	5.64
Rate of removable appliances per 100 fixed appliances - completed treatment (rolling 12 month period)	38	457	8.32	6.51	4.81
% of courses of treatment with removable appliances only - proposed treatment (rolling 12 month period)	15	322	4.7%	2.5%	2.0%
% of courses of treatment with removable appliances only - completed treatment (rolling 12 month period)	3	235	1.3%	1.6%	1.5%
% of patients satisfied with the treatment they have received (rolling 12 month period)	6	7	85.7%	95.3%	96.0%

\* Figures in italics indicate that the base number is less than 100.

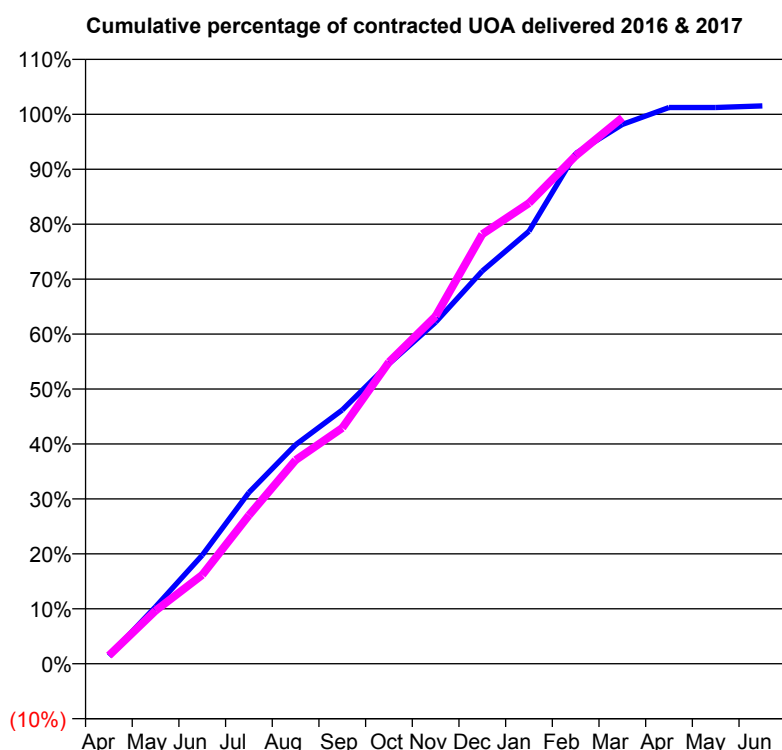


**Q58 - Vital Signs Orthodontic At a Glance Contract Report for 186872/0005 - March 2017**

Name or company name	ORTHOWORLD 2000 LTD
Contract type name	PDS Contract
Purpose of contract	Orthodontic
Contract start date	01/04/2006
Contract end date	31/03/2018

16/17 Contracted general activity (UDA)	0
Carry forward general activity (UDA)	0
16/17 Contracted orthodontic activity (UOA)	7,225
Carry forward orthodontic activity (UOA)	0
Baseline contract value	£484,216.74

ACCESS	Contract	England and Wales
24 month ratio of assessments to patient IDs	1.03	1.09

**ACTIVITY**


Month	Adjusted Scheduled Activity (UOA)	
	2016	2017
April	102	107
May	750	698
June	1,428	1,168
July	2,252	1,953
August	2,881	2,678
September	3,337	3,100
October	3,944	3,966
November	4,492	4,570
December	5,164	5,648
January	5,688	6,057
February	6,710	6,680
March	7,091	7,181
April	7,315	
May	7,315	
June	7,336	

QUALITY	Contract Quantity	Contract Base Number	Contract *	Region	England
% of all assessments that were assess and fit appliances (rolling 12 month period)	349	565	61.8%	55.8%	56.6%
% of all assessments that were assess and refuse (rolling 12 month period)	78	565	13.8%	11.1%	11.8%
% of all assessments that were assess and review (rolling 12 month period)	138	565	24.4%	33.1%	31.6%
% of terminated courses where treatment was abandoned or discontinued (rolling 12 month period)	17	338	5.0%	8.6%	7.7%
% of completed treatments indicating that PAR score was taken (year to date)	67	321	20.9%	57.9%	58.4%
Rate of removable appliances per 100 fixed appliances - proposed treatment (rolling 12 month period)	22	685	3.21	7.01	5.64
Rate of removable appliances per 100 fixed appliances - completed treatment (rolling 12 month period)	8	631	1.27	6.51	4.81
% of courses of treatment with removable appliances only - proposed treatment (rolling 12 month period)	2	349	0.6%	2.5%	2.0%
% of courses of treatment with removable appliances only - completed treatment (rolling 12 month period)	3	321	0.9%	1.6%	1.5%
% of patients satisfied with the treatment they have received (rolling 12 month period)	6	7	85.7%	95.3%	96.0%

\* Figures in italics indicate that the base number is less than 100.

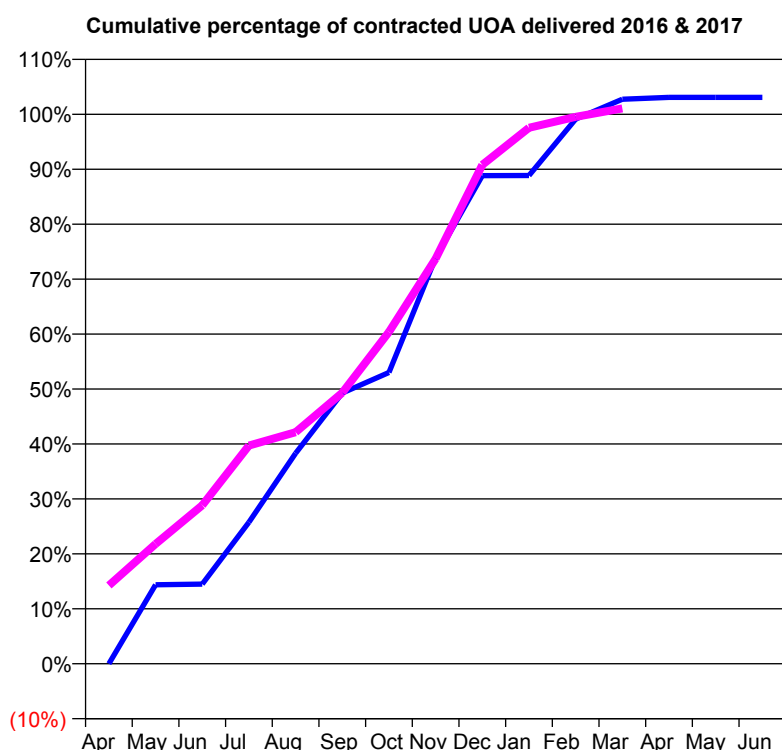
**Q58 - Vital Signs Orthodontic At a Glance Contract Report for 187402/0003 - March 2017**

Name or company name	Moopen Dental Care
Contract type name	GDS Contract
Purpose of contract	General and Orthodontic
Contract start date	01/02/2015
Contract end date	

16/17 Contracted general activity (UDA)	44,871
Carry forward general activity (UDA)	0
16/17 Contracted orthodontic activity (UOA)	2,926
Carry forward orthodontic activity (UOA)	0
Baseline contract value	£1,398,573.89

**ACCESS**

	Contract	England and Wales
24 month ratio of assessments to patient IDs	1.16	1.09

**ACTIVITY**


Month	Adjusted Scheduled Activity (UOA)	
	2016	2017
April	0	417
May	421	638
June	424	844
July	754	1,162
August	1,121	1,233
September	1,442	1,443
October	1,551	1,767
November	2,162	2,157
December	2,599	2,657
January	2,600	2,854
February	2,900	2,912
March	3,006	2,957
April	3,016	
May	3,016	
June	3,016	

**QUALITY**

	Contract Quantity	Contract Base Number	Contract *	Region	England
% of all assessments that were assess and fit appliances (rolling 12 month period)	130	367	35.4%	55.8%	56.6%
% of all assessments that were assess and refuse (rolling 12 month period)	68	367	18.5%	11.1%	11.8%
% of all assessments that were assess and review (rolling 12 month period)	169	367	46.0%	33.1%	31.6%
% of terminated courses where treatment was abandoned or discontinued (rolling 12 month period)	8	146	5.5%	8.6%	7.7%
% of completed treatments indicating that PAR score was taken (year to date)	133	138	96.4%	57.9%	58.4%
Rate of removable appliances per 100 fixed appliances - proposed treatment (rolling 12 month period)	19	247	7.69	7.01	5.64
Rate of removable appliances per 100 fixed appliances - completed treatment (rolling 12 month period)	0	0	N/A	6.51	4.81
% of courses of treatment with removable appliances only - proposed treatment (rolling 12 month period)	0	130	0.0%	2.5%	2.0%
% of courses of treatment with removable appliances only - completed treatment (rolling 12 month period)	0	138	0.0%	1.6%	1.5%
% of patients satisfied with the treatment they have received (rolling 12 month period)	5	5	100.0%	95.3%	96.0%

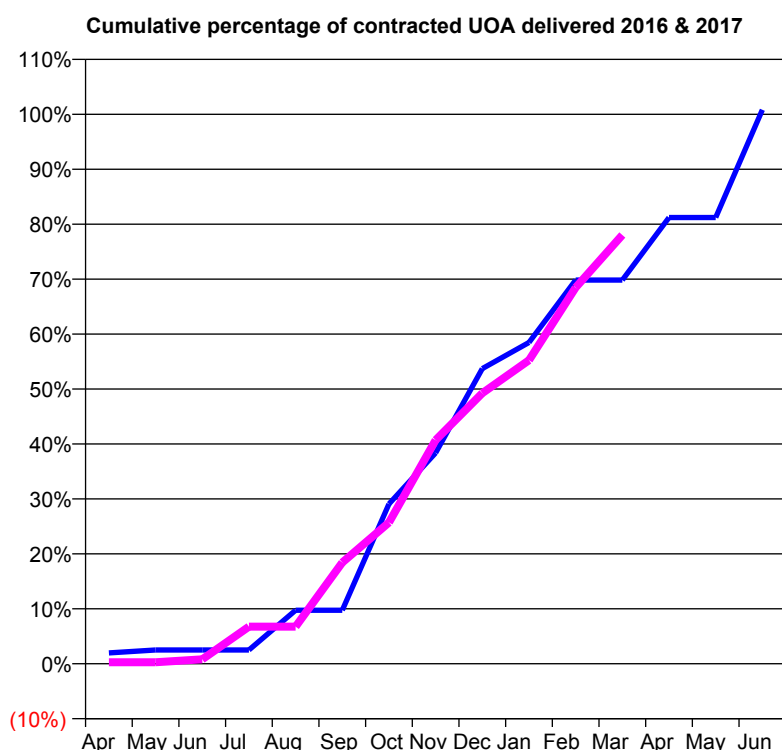
\* Figures in italics indicate that the base number is less than 100.

**Q58 - Vital Signs Orthodontic At a Glance Contract Report for 187801/0002 - March 2017**

Name or company name	Cheyne Walk
Contract type name	PDS Contract
Purpose of contract	Orthodontic
Contract start date	08/08/2007
Contract end date	31/03/2019

16/17 Contracted general activity (UDA)	0
Carry forward general activity (UDA)	0
16/17 Contracted orthodontic activity (UOA)	8,135
Carry forward orthodontic activity (UOA)	0
Baseline contract value	£531,380.57

ACCESS	Contract	England and Wales
24 month ratio of assessments to patient IDs	1.05	1.09

**ACTIVITY**


Month	Adjusted Scheduled Activity (UOA)	
	2016	2017
April	161	22
May	205	22
June	205	66
July	205	549
August	792	549
September	792	1,500
October	2,366	2,092
November	3,123	3,311
December	4,369	4,006
January	4,756	4,494
February	5,680	5,569
March	5,680	6,348
April	6,606	
May	6,606	
June	8,202	

QUALITY	Contract Quantity	Contract Base Number	Contract *	Region	England
% of all assessments that were assess and fit appliances (rolling 12 month period)	426	485	87.8%	55.8%	56.6%
% of all assessments that were assess and refuse (rolling 12 month period)	21	485	4.3%	11.1%	11.8%
% of all assessments that were assess and review (rolling 12 month period)	38	485	7.8%	33.1%	31.6%
% of terminated courses where treatment was abandoned or discontinued (rolling 12 month period)	1	172	0.6%	8.6%	7.7%
% of completed treatments indicating that PAR score was taken (year to date)	42	171	24.6%	57.9%	58.4%
Rate of removable appliances per 100 fixed appliances - proposed treatment (rolling 12 month period)	16	440	3.64	7.01	5.64
Rate of removable appliances per 100 fixed appliances - completed treatment (rolling 12 month period)	0	89	0.00	6.51	4.81
% of courses of treatment with removable appliances only - proposed treatment (rolling 12 month period)	0	426	0.0%	2.5%	2.0%
% of courses of treatment with removable appliances only - completed treatment (rolling 12 month period)	0	171	0.0%	1.6%	1.5%
% of patients satisfied with the treatment they have received (rolling 12 month period)	28	33	84.8%	95.3%	96.0%

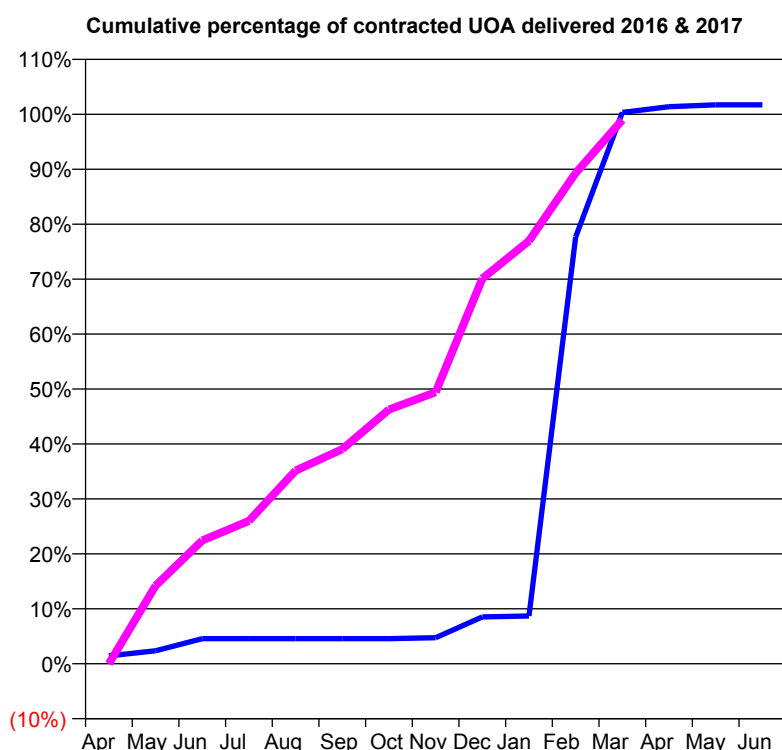
\* Figures in italics indicate that the base number is less than 100.

**Q58 - Vital Signs Orthodontic At a Glance Contract Report for 188093/0001 - March 2017**

Name or company name	Inline Orthodontics
Contract type name	PDS Contract
Purpose of contract	Orthodontic
Contract start date	01/10/2014
Contract end date	31/03/2019

16/17 Contracted general activity (UDA)	0
Carry forward general activity (UDA)	0
16/17 Contracted orthodontic activity (UOA)	12,238
Carry forward orthodontic activity (UOA)	0
Baseline contract value	£793,553.00

ACCESS	Contract	England and Wales
24 month ratio of assessments to patient IDs	1.11	1.09

**ACTIVITY**


Month	Adjusted Scheduled Activity (UOA)	
	2016	2017
April	176	0
May	290	1,740
June	561	2,746
July	561	3,182
August	561	4,302
September	561	4,779
October	561	5,661
November	582	6,047
December	1,044	8,579
January	1,066	9,419
February	9,504	10,931
March	12,278	12,111
April	12,405	
May	12,448	
June	12,448	

**QUALITY**

	Contract Quantity	Contract Base Number	Contract *	Region	England
% of all assessments that were assess and fit appliances (rolling 12 month period)	595	653	91.1%	55.8%	56.6%
% of all assessments that were assess and refuse (rolling 12 month period)	58	653	8.9%	11.1%	11.8%
% of all assessments that were assess and review (rolling 12 month period)	0	653	0.0%	33.1%	31.6%
% of terminated courses where treatment was abandoned or discontinued (rolling 12 month period)	73	547	13.3%	8.6%	7.7%
% of completed treatments indicating that PAR score was taken (year to date)	36	474	7.6%	57.9%	58.4%
Rate of removable appliances per 100 fixed appliances - proposed treatment (rolling 12 month period)	5	1,164	0.43	7.01	5.64
Rate of removable appliances per 100 fixed appliances - completed treatment (rolling 12 month period)	27	902	2.99	6.51	4.81
% of courses of treatment with removable appliances only - proposed treatment (rolling 12 month period)	1	595	0.2%	2.5%	2.0%
% of courses of treatment with removable appliances only - completed treatment (rolling 12 month period)	3	474	0.6%	1.6%	1.5%
% of patients satisfied with the treatment they have received (rolling 12 month period)	29	31	93.5%	95.3%	96.0%

\* Figures in italics indicate that the base number is less than 100.

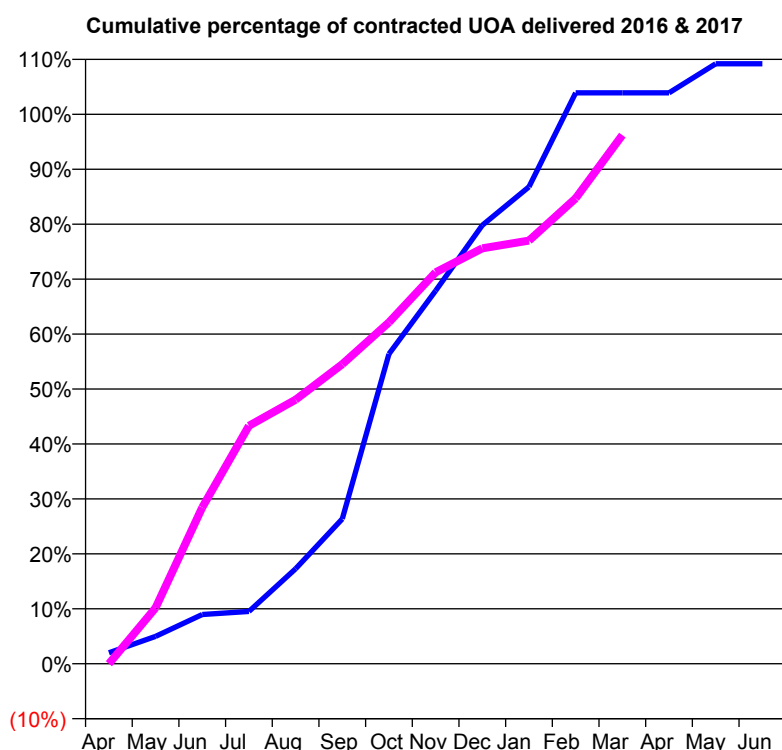
**Q58 - Vital Signs Orthodontic At a Glance Contract Report for 192961/0001 - March 2017**

Name or company name	Mrs P Hadj-Bagheri, Mr M Eyrumlu and Mr
Contract type name	GDS Contract
Purpose of contract	Orthodontic
Contract start date	01/12/2014
Contract end date	

16/17 Contracted general activity (UDA)	0
Carry forward general activity (UDA)	0
16/17 Contracted orthodontic activity (UOA)	4,500
Carry forward orthodontic activity (UOA)	0
Baseline contract value	£270,610.47

**ACCESS**

	Contract	England and Wales
24 month ratio of assessments to patient IDs	1.16	1.09

**ACTIVITY**


Month	Adjusted Scheduled Activity (UOA)	
	2016	2017
April	90	0
May	224	458
June	403	1,280
July	429	1,949
August	778	2,163
September	1,186	2,453
October	2,537	2,796
November	3,055	3,206
December	3,591	3,402
January	3,906	3,465
February	4,675	3,812
March	4,675	4,329
April	4,675	
May	4,913	
June	4,913	

**QUALITY**

	Contract Quantity	Contract Base Number	Contract *	Region	England
% of all assessments that were assess and fit appliances (rolling 12 month period)	221	306	72.2%	55.8%	56.6%
% of all assessments that were assess and refuse (rolling 12 month period)	2	306	0.7%	11.1%	11.8%
% of all assessments that were assess and review (rolling 12 month period)	83	306	27.1%	33.1%	31.6%
% of terminated courses where treatment was abandoned or discontinued (rolling 12 month period)	2	9	22.2%	8.6%	7.7%
% of completed treatments indicating that PAR score was taken (year to date)	0	7	0.0%	57.9%	58.4%
Rate of removable appliances per 100 fixed appliances - proposed treatment (rolling 12 month period)	0	65	0.00	7.01	5.64
Rate of removable appliances per 100 fixed appliances - completed treatment (rolling 12 month period)	0	1	0.00	6.51	4.81
% of courses of treatment with removable appliances only - proposed treatment (rolling 12 month period)	0	221	0.0%	2.5%	2.0%
% of courses of treatment with removable appliances only - completed treatment (rolling 12 month period)	0	7	0.0%	1.6%	1.5%
% of patients satisfied with the treatment they have received (rolling 12 month period)	6	6	100.0%	95.3%	96.0%

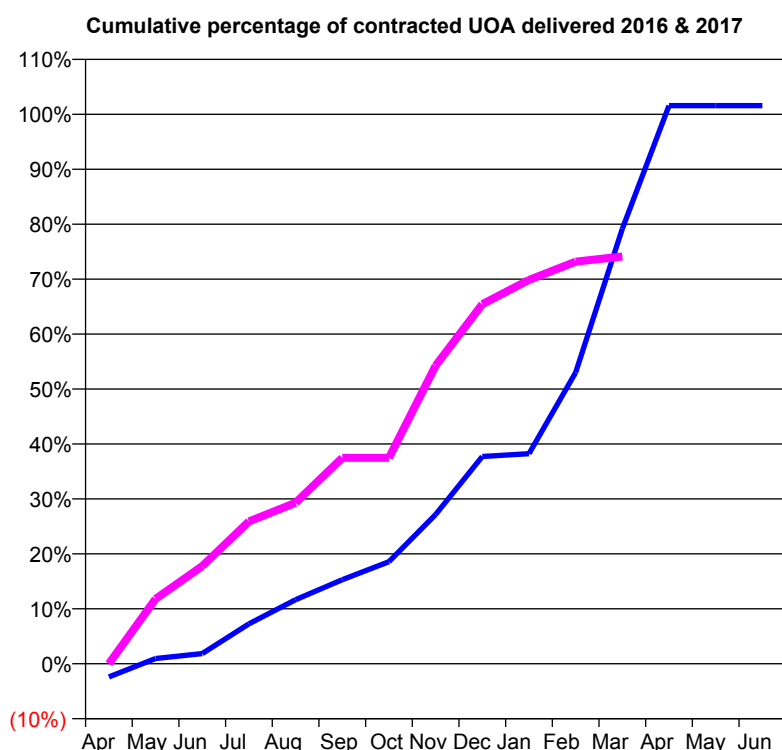
\* Figures in italics indicate that the base number is less than 100.

**Q58 - Vital Signs Orthodontic At a Glance Contract Report for 196355/0001 - March 2017**

Name or company name	Ortho-Tek Limited
Contract type name	PDS Contract
Purpose of contract	Orthodontic
Contract start date	01/04/2009
Contract end date	31/03/2019

16/17 Contracted general activity (UDA)	0
Carry forward general activity (UDA)	0
16/17 Contracted orthodontic activity (UOA)	1,896
Carry forward orthodontic activity (UOA)	0
Baseline contract value	£116,889.72

ACCESS	Contract	England and Wales
24 month ratio of assessments to patient IDs	1.06	1.09

**ACTIVITY**


Month	Adjusted Scheduled Activity (UOA)	
	2016	2017
April	-46	0
May	18	224
June	35	337
July	138	491
August	221	556
September	290	711
October	352	711
November	515	1,029
December	715	1,241
January	725	1,325
February	1,005	1,388
March	1,501	1,406
April	1,926	
May	1,926	
June	1,926	

QUALITY	Contract Quantity	Contract Base Number	Contract *	Region	England
% of all assessments that were assess and fit appliances (rolling 12 month period)	87	129	67.4%	55.8%	56.6%
% of all assessments that were assess and refuse (rolling 12 month period)	14	129	10.9%	11.1%	11.8%
% of all assessments that were assess and review (rolling 12 month period)	28	129	21.7%	33.1%	31.6%
% of terminated courses where treatment was abandoned or discontinued (rolling 12 month period)	13	141	9.2%	8.6%	7.7%
% of completed treatments indicating that PAR score was taken (year to date)	41	128	32.0%	57.9%	58.4%
Rate of removable appliances per 100 fixed appliances - proposed treatment (rolling 12 month period)	2	170	1.18	7.01	5.64
Rate of removable appliances per 100 fixed appliances - completed treatment (rolling 12 month period)	2	245	0.82	6.51	4.81
% of courses of treatment with removable appliances only - proposed treatment (rolling 12 month period)	1	87	1.1%	2.5%	2.0%
% of courses of treatment with removable appliances only - completed treatment (rolling 12 month period)	1	128	0.8%	1.6%	1.5%
% of patients satisfied with the treatment they have received (rolling 12 month period)	7	8	87.5%	95.3%	96.0%

\* Figures in italics indicate that the base number is less than 100.

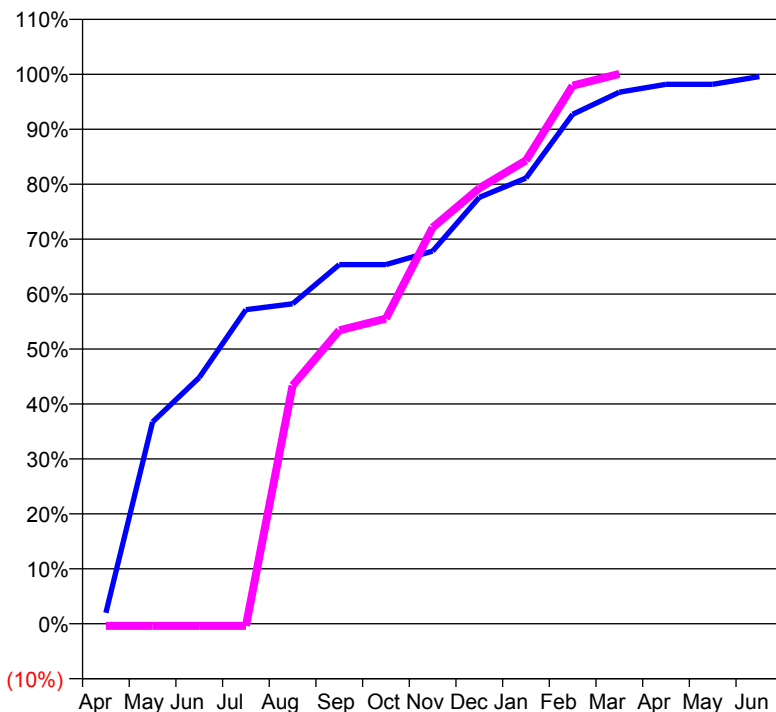
**Q58 - Vital Signs Orthodontic At a Glance Contract Report for 197726/0001 - March 2017**

Name or company name	The Tomlinson Avenue Orodontic Centre Lt
Contract type name	PDS Contract
Purpose of contract	Orthodontic
Contract start date	15/12/2010
Contract end date	31/03/2018

16/17 Contracted general activity (UDA)	0
Carry forward general activity (UDA)	0
16/17 Contracted orthodontic activity (UOA)	2,937
Carry forward orthodontic activity (UOA)	12
Baseline contract value	£164,620.56

**ACCESS**

	Contract	England and Wales
24 month ratio of assessments to patient IDs	1.02	1.09

**ACTIVITY**
**Cumulative percentage of contracted UOA delivered 2016 & 2017**

**Adjusted Scheduled Activity (UOA)**

Month	2016	2017
April	59	-12
May	1,079	-12
June	1,316	-12
July	1,679	-12
August	1,710	1,273
September	1,920	1,568
October	1,920	1,631
November	1,992	2,118
December	2,279	2,328
January	2,382	2,476
February	2,723	2,876
March	2,841	2,939
April	2,883	
May	2,883	
June	2,925	

**QUALITY**

	Contract Quantity	Contract Base Number	Contract *	Region	England
% of all assessments that were assess and fit appliances (rolling 12 month period)	146	149	98.0%	55.8%	56.6%
% of all assessments that were assess and refuse (rolling 12 month period)	0	149	0.0%	11.1%	11.8%
% of all assessments that were assess and review (rolling 12 month period)	3	149	2.0%	33.1%	31.6%
% of terminated courses where treatment was abandoned or discontinued (rolling 12 month period)	0	80	0.0%	8.6%	7.7%
% of completed treatments indicating that PAR score was taken (year to date)	15	80	18.8%	57.9%	58.4%
Rate of removable appliances per 100 fixed appliances - proposed treatment (rolling 12 month period)	10	290	3.45	7.01	5.64
Rate of removable appliances per 100 fixed appliances - completed treatment (rolling 12 month period)	2	152	1.32	6.51	4.81
% of courses of treatment with removable appliances only - proposed treatment (rolling 12 month period)	0	146	0.0%	2.5%	2.0%
% of courses of treatment with removable appliances only - completed treatment (rolling 12 month period)	0	80	0.0%	1.6%	1.5%
% of patients satisfied with the treatment they have received (rolling 12 month period)	2	3	66.7%	95.3%	96.0%

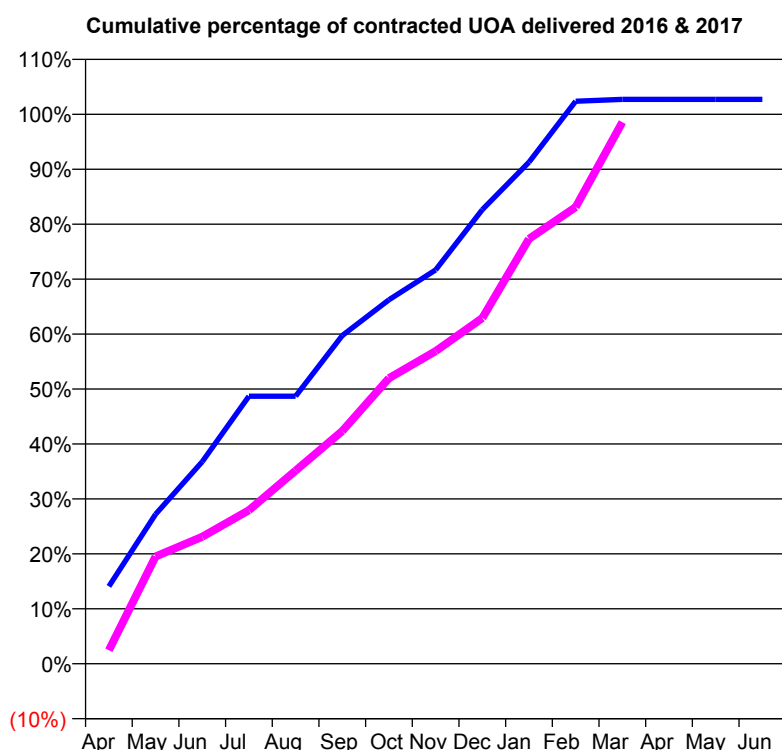
\* Figures in italics indicate that the base number is less than 100.

**Q58 - Vital Signs Orthodontic At a Glance Contract Report for 197874/0001 - March 2017**

Name or company name	Oradi Ltd
Contract type name	Pilot Contract
Purpose of contract	General and Orthodontic
Contract start date	01/04/2008
Contract end date	

16/17 Contracted general activity (UDA)	47,659
Carry forward general activity (UDA)	0
16/17 Contracted orthodontic activity (UOA)	1,747
Carry forward orthodontic activity (UOA)	0
Baseline contract value	£1,391,201.28

ACCESS	Contract	England and Wales
24 month ratio of assessments to patient IDs	1.03	1.09

**ACTIVITY**


Month	Adjusted Scheduled Activity (UOA)	
	2016	2017
April	249	43
May	481	341
June	650	404
July	861	488
August	861	614
September	1,056	740
October	1,171	908
November	1,267	994
December	1,461	1,099
January	1,614	1,351
February	1,810	1,452
March	1,816	1,722
April	1,816	
May	1,816	
June	1,816	

QUALITY	Contract Quantity	Contract Base Number	Contract *	Region	England
% of all assessments that were assess and fit appliances (rolling 12 month period)	81	119	68.1%	55.8%	56.6%
% of all assessments that were assess and refuse (rolling 12 month period)	7	119	5.9%	11.1%	11.8%
% of all assessments that were assess and review (rolling 12 month period)	31	119	26.1%	33.1%	31.6%
% of terminated courses where treatment was abandoned or discontinued (rolling 12 month period)	4	63	6.3%	8.6%	7.7%
% of completed treatments indicating that PAR score was taken (year to date)	57	59	96.6%	57.9%	58.4%
Rate of removable appliances per 100 fixed appliances - proposed treatment (rolling 12 month period)	0	161	0.00	7.01	5.64
Rate of removable appliances per 100 fixed appliances - completed treatment (rolling 12 month period)	0	115	0.00	6.51	4.81
% of courses of treatment with removable appliances only - proposed treatment (rolling 12 month period)	0	81	0.0%	2.5%	2.0%
% of courses of treatment with removable appliances only - completed treatment (rolling 12 month period)	0	59	0.0%	1.6%	1.5%
% of patients satisfied with the treatment they have received (rolling 12 month period)	2	2	100.0%	95.3%	96.0%

\* Figures in italics indicate that the base number is less than 100.



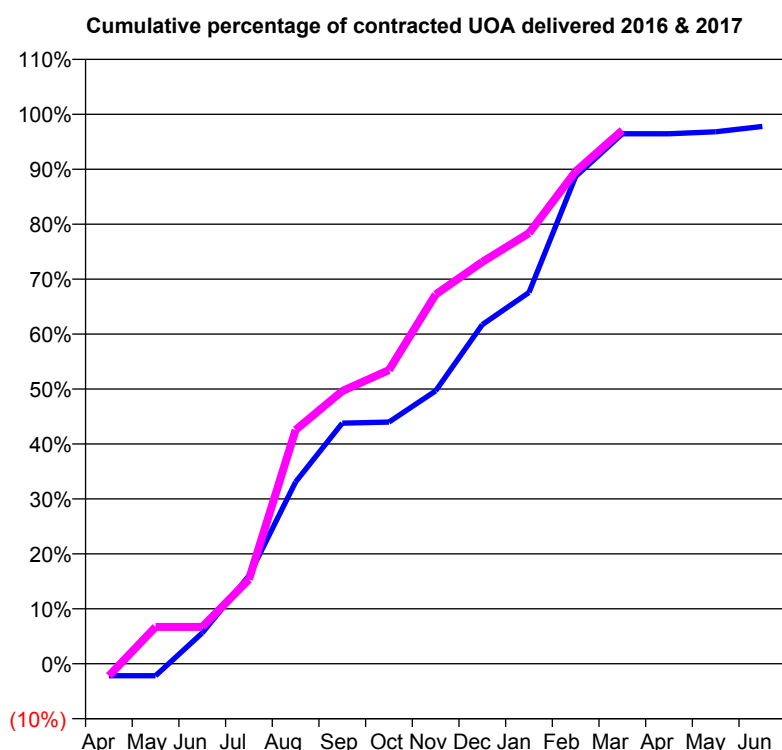
**Q58 - Vital Signs Orthodontic At a Glance Contract Report for 199761/0001 - March 2017**

Name or company name	Watford Orthodontics Limited
Contract type name	PDS Contract
Purpose of contract	Orthodontic
Contract start date	01/04/2009
Contract end date	31/03/2018

16/17 Contracted general activity (UDA)	0
Carry forward general activity (UDA)	0
16/17 Contracted orthodontic activity (UOA)	11,015
Carry forward orthodontic activity (UOA)	244
Baseline contract value	£680,346.69

**ACCESS**

	Contract	England and Wales
24 month ratio of assessments to patient IDs	1.04	1.09

**ACTIVITY**


Month	Adjusted Scheduled Activity (UOA)	
	2016	2017
April	-243	-244
May	-243	739
June	619	739
July	1,766	1,690
August	3,644	4,687
September	4,824	5,468
October	4,845	5,888
November	5,472	7,403
December	6,799	8,055
January	7,443	8,632
February	9,769	9,871
March	10,623	10,694
April	10,623	
May	10,665	
June	10,771	

**QUALITY**

	Contract Quantity	Contract Base Number	Contract *	Region	England
% of all assessments that were assess and fit appliances (rolling 12 month period)	531	619	85.8%	55.8%	56.6%
% of all assessments that were assess and refuse (rolling 12 month period)	31	619	5.0%	11.1%	11.8%
% of all assessments that were assess and review (rolling 12 month period)	57	619	9.2%	33.1%	31.6%
% of terminated courses where treatment was abandoned or discontinued (rolling 12 month period)	12	415	2.9%	8.6%	7.7%
% of completed treatments indicating that PAR score was taken (year to date)	289	403	71.7%	57.9%	58.4%
Rate of removable appliances per 100 fixed appliances - proposed treatment (rolling 12 month period)	77	1,013	7.60	7.01	5.64
Rate of removable appliances per 100 fixed appliances - completed treatment (rolling 12 month period)	46	394	11.68	6.51	4.81
% of courses of treatment with removable appliances only - proposed treatment (rolling 12 month period)	8	531	1.5%	2.5%	2.0%
% of courses of treatment with removable appliances only - completed treatment (rolling 12 month period)	0	403	0.0%	1.6%	1.5%
% of patients satisfied with the treatment they have received (rolling 12 month period)	42	43	97.7%	95.3%	96.0%

\* Figures in italics indicate that the base number is less than 100.

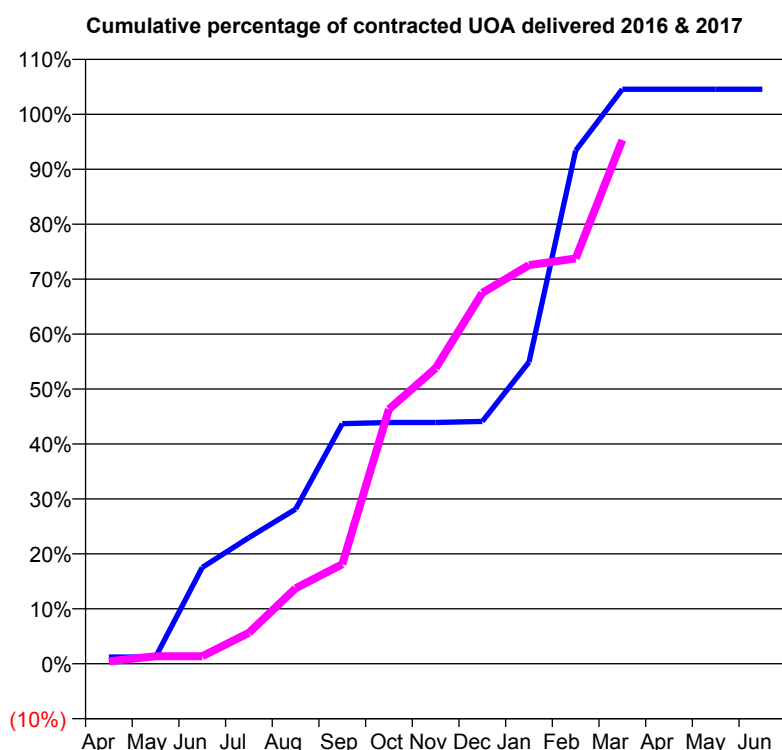
**Q58 - Vital Signs Orthodontic At a Glance Contract Report for 201162/0004 - March 2017**

Name or company name	MR JG MCKEON
Contract type name	GDS Contract
Purpose of contract	Orthodontic
Contract start date	01/04/2010
Contract end date	30/09/2019

16/17 Contracted general activity (UDA)	0
Carry forward general activity (UDA)	0
16/17 Contracted orthodontic activity (UOA)	528
Carry forward orthodontic activity (UOA)	0
Baseline contract value	£34,762.07

**ACCESS**

	Contract	England and Wales
24 month ratio of assessments to patient IDs	1.14	1.09

**ACTIVITY**


Month	Adjusted Scheduled Activity (UOA)	
	2016	2017
April	5	2
May	5	7
June	71	7
July	93	30
August	114	73
September	177	96
October	178	245
November	178	284
December	179	356
January	222	383
February	378	389
March	423	503
April	423	
May	423	
June	423	

**QUALITY**

	Contract Quantity	Contract Base Number	Contract *	Region	England
% of all assessments that were assess and fit appliances (rolling 12 month period)	21	26	80.8%	55.8%	56.6%
% of all assessments that were assess and refuse (rolling 12 month period)	1	26	3.8%	11.1%	11.8%
% of all assessments that were assess and review (rolling 12 month period)	4	26	15.4%	33.1%	31.6%
% of terminated courses where treatment was abandoned or discontinued (rolling 12 month period)	0	9	0.0%	8.6%	7.7%
% of completed treatments indicating that PAR score was taken (year to date)	3	9	33.3%	57.9%	58.4%
Rate of removable appliances per 100 fixed appliances - proposed treatment (rolling 12 month period)	0	36	0.00	7.01	5.64
Rate of removable appliances per 100 fixed appliances - completed treatment (rolling 12 month period)	0	10	0.00	6.51	4.81
% of courses of treatment with removable appliances only - proposed treatment (rolling 12 month period)	0	21	0.0%	2.5%	2.0%
% of courses of treatment with removable appliances only - completed treatment (rolling 12 month period)	0	9	0.0%	1.6%	1.5%
% of patients satisfied with the treatment they have received (rolling 12 month period)	1	1	100.0%	95.3%	96.0%

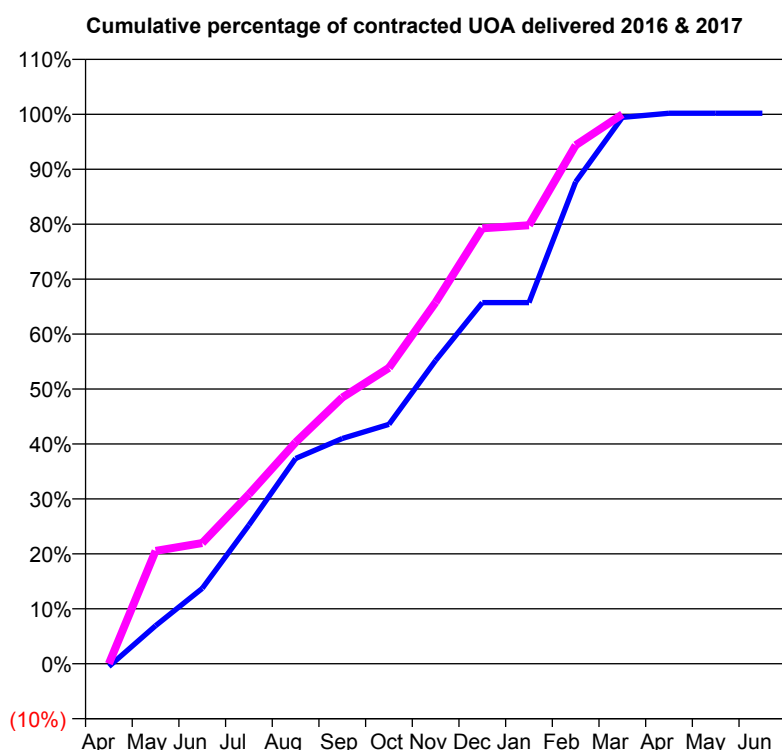
\* Figures in italics indicate that the base number is less than 100.

**Q58 - Vital Signs Orthodontic At a Glance Contract Report for 232718/0001 - March 2017**

Name or company name	MR A RUMBAK
Contract type name	PDS Contract
Purpose of contract	Orthodontic
Contract start date	01/04/2006
Contract end date	31/03/2018

16/17 Contracted general activity (UDA)	0
Carry forward general activity (UDA)	0
16/17 Contracted orthodontic activity (UOA)	3,747
Carry forward orthodontic activity (UOA)	0
Baseline contract value	£229,211.99

ACCESS	Contract	England and Wales
24 month ratio of assessments to patient IDs	1.49	1.09

**ACTIVITY**


Month	Adjusted Scheduled Activity (UOA)	
	2016	2017
April	-20	0
May	260	770
June	514	823
July	946	1,156
August	1,400	1,510
September	1,536	1,815
October	1,633	2,018
November	2,068	2,465
December	2,463	2,969
January	2,463	2,990
February	3,286	3,536
March	3,726	3,747
April	3,754	
May	3,754	
June	3,754	

QUALITY	Contract Quantity	Contract Base Number	Contract *	Region	England
% of all assessments that were assess and fit appliances (rolling 12 month period)	164	514	31.9%	55.8%	56.6%
% of all assessments that were assess and refuse (rolling 12 month period)	0	514	0.0%	11.1%	11.8%
% of all assessments that were assess and review (rolling 12 month period)	350	514	68.1%	33.1%	31.6%
% of terminated courses where treatment was abandoned or discontinued (rolling 12 month period)	4	131	3.1%	8.6%	7.7%
% of completed treatments indicating that PAR score was taken (year to date)	0	127	0.0%	57.9%	58.4%
Rate of removable appliances per 100 fixed appliances - proposed treatment (rolling 12 month period)	8	312	2.56	7.01	5.64
Rate of removable appliances per 100 fixed appliances - completed treatment (rolling 12 month period)	0	0	N/A	6.51	4.81
% of courses of treatment with removable appliances only - proposed treatment (rolling 12 month period)	2	164	1.2%	2.5%	2.0%
% of courses of treatment with removable appliances only - completed treatment (rolling 12 month period)	0	127	0.0%	1.6%	1.5%
% of patients satisfied with the treatment they have received (rolling 12 month period)	5	6	83.3%	95.3%	96.0%

\* Figures in italics indicate that the base number is less than 100.

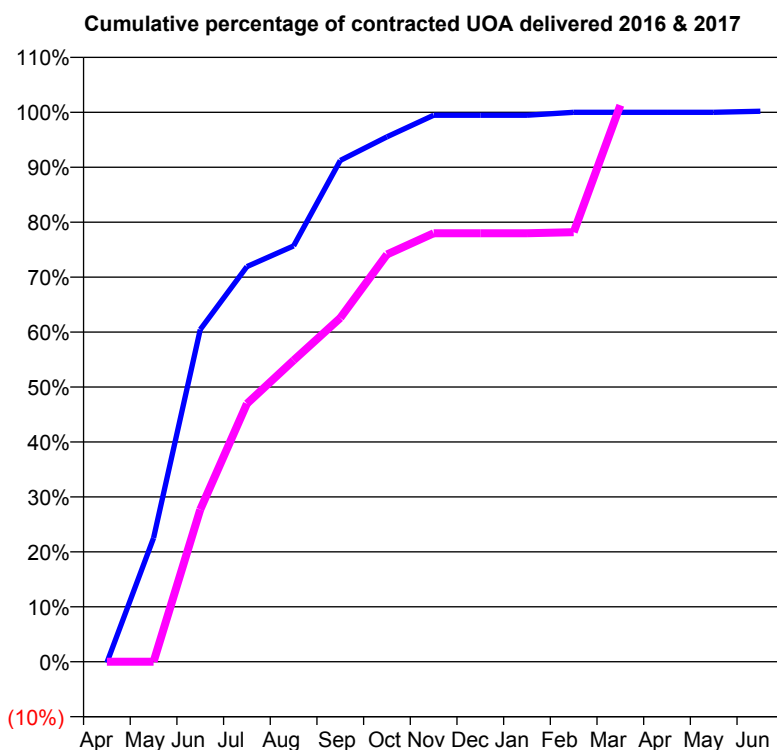
**Q58 - Vital Signs Orthodontic At a Glance Contract Report for 263605/0003 - March 2017**

Name or company name	MR MD VERNON
Contract type name	PDS Contract
Purpose of contract	Orthodontic
Contract start date	01/02/2010
Contract end date	31/03/2019

16/17 Contracted general activity (UDA)	0
Carry forward general activity (UDA)	0
16/17 Contracted orthodontic activity (UOA)	545
Carry forward orthodontic activity (UOA)	0
Baseline contract value	£33,586.71

**ACCESS**

	Contract	England and Wales
24 month ratio of assessments to patient IDs	1.06	1.09

**ACTIVITY**


Month	Adjusted Scheduled Activity (UOA)	
	2016	2017
April	-1	0
May	126	0
June	338	151
July	402	256
August	423	299
September	510	341
October	534	404
November	556	425
December	556	425
January	556	425
February	559	426
March	559	552
April	559	
May	559	
June	560	

**QUALITY**

	Contract Quantity	Contract Base Number	Contract *	Region	England
% of all assessments that were assess and fit appliances (rolling 12 month period)	26	33	78.8%	55.8%	56.6%
% of all assessments that were assess and refuse (rolling 12 month period)	2	33	6.1%	11.1%	11.8%
% of all assessments that were assess and review (rolling 12 month period)	5	33	15.2%	33.1%	31.6%
% of terminated courses where treatment was abandoned or discontinued (rolling 12 month period)	4	31	12.9%	8.6%	7.7%
% of completed treatments indicating that PAR score was taken (year to date)	0	27	0.0%	57.9%	58.4%
Rate of removable appliances per 100 fixed appliances - proposed treatment (rolling 12 month period)	0	0	N/A	7.01	5.64
Rate of removable appliances per 100 fixed appliances - completed treatment (rolling 12 month period)	23	46	50.00	6.51	4.81
% of courses of treatment with removable appliances only - proposed treatment (rolling 12 month period)	0	26	0.0%	2.5%	2.0%
% of courses of treatment with removable appliances only - completed treatment (rolling 12 month period)	3	27	11.1%	1.6%	1.5%
% of patients satisfied with the treatment they have received (rolling 12 month period)	1	1	100.0%	95.3%	96.0%

\* Figures in italics indicate that the base number is less than 100.

**Q58 - Vital Signs Orthodontic At a Glance Contract Report for 328103/0001 - March 2017**

Name or company name	MR MD ELVINS	16/17 Contracted general activity (UDA)	550
Contract type name	GDS Contract	Carry forward general activity (UDA)	-10
Purpose of contract	General	16/17 Contracted orthodontic activity (UOA)	0
Contract start date	01/04/2006	Carry forward orthodontic activity (UOA)	0
Contract end date		Baseline contract value	£13,177.00

ACCESS	Contract	England and Wales
24 month ratio of assessments to patient IDs	1.00	1.09

**ACTIVITY**


Month	Adjusted Scheduled Activity (UOA)	
	2016	2017
April	0	0
May	0	0
June	0	0
July	0	0
August	3	0
September	3	0
October	3	0
November	3	2
December	3	2
January	3	2
February	3	2
March	3	2
April	3	
May	3	
June	3	

QUALITY	Contract Quantity	Contract Base Number	Contract *	Region	England
% of all assessments that were assess and fit appliances (rolling 12 month period)	0	2	0.0%	55.8%	56.6%
% of all assessments that were assess and refuse (rolling 12 month period)	0	2	0.0%	11.1%	11.8%
% of all assessments that were assess and review (rolling 12 month period)	2	2	100.0%	33.1%	31.6%
% of terminated courses where treatment was abandoned or discontinued (rolling 12 month period)	0	0	N/A	8.6%	7.7%
% of completed treatments indicating that PAR score was taken (year to date)	0	0	N/A	57.9%	58.4%
Rate of removable appliances per 100 fixed appliances - proposed treatment (rolling 12 month period)	0	0	N/A	7.01	5.64
Rate of removable appliances per 100 fixed appliances - completed treatment (rolling 12 month period)	0	0	N/A	6.51	4.81
% of courses of treatment with removable appliances only - proposed treatment (rolling 12 month period)	0	0	N/A	2.5%	2.0%
% of courses of treatment with removable appliances only - completed treatment (rolling 12 month period)	0	0	N/A	1.6%	1.5%
% of patients satisfied with the treatment they have received (rolling 12 month period)	0	0	N/A	95.3%	96.0%

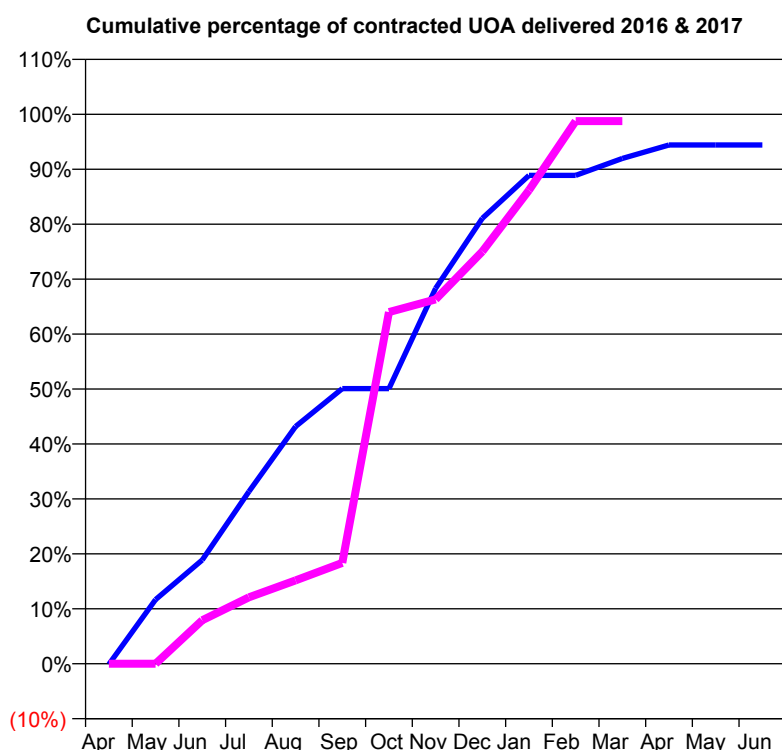
\* Figures in italics indicate that the base number is less than 100.

**Q58 - Vital Signs Orthodontic At a Glance Contract Report for 333441/0001 - March 2017**

Name or company name	MRS AA SOYOMBO
Contract type name	PDS Contract
Purpose of contract	Orthodontic
Contract start date	01/04/2006
Contract end date	31/03/2018

16/17 Contracted general activity (UDA)	0
Carry forward general activity (UDA)	0
16/17 Contracted orthodontic activity (UOA)	8,028
Carry forward orthodontic activity (UOA)	3
Baseline contract value	£520,534.21

ACCESS	Contract	England and Wales
24 month ratio of assessments to patient IDs	1.37	1.09

**ACTIVITY**


Month	Adjusted Scheduled Activity (UOA)	
	2016	2017
April	-8	0
May	939	0
June	1,516	637
July	2,516	972
August	3,466	1,218
September	4,021	1,474
October	4,021	5,138
November	5,486	5,323
December	6,508	6,023
January	7,135	6,919
February	7,135	7,928
March	7,382	7,928
April	7,579	
May	7,579	
June	7,580	

**QUALITY**

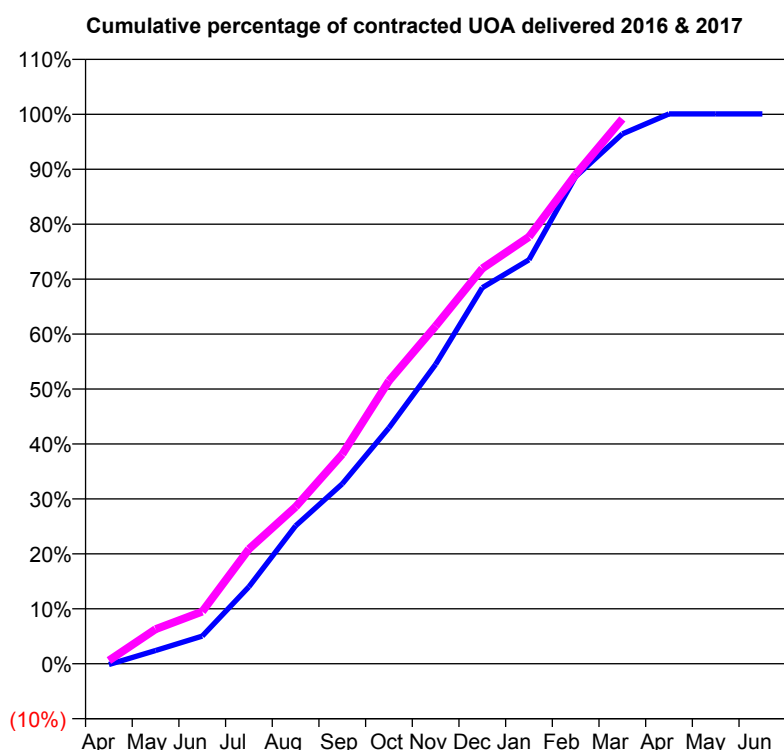
	Contract Quantity	Contract Base Number	Contract *	Region	England
% of all assessments that were assess and fit appliances (rolling 12 month period)	374	1,125	33.2%	55.8%	56.6%
% of all assessments that were assess and refuse (rolling 12 month period)	48	1,125	4.3%	11.1%	11.8%
% of all assessments that were assess and review (rolling 12 month period)	703	1,125	62.5%	33.1%	31.6%
% of terminated courses where treatment was abandoned or discontinued (rolling 12 month period)	23	421	5.5%	8.6%	7.7%
% of completed treatments indicating that PAR score was taken (year to date)	15	398	3.8%	57.9%	58.4%
Rate of removable appliances per 100 fixed appliances - proposed treatment (rolling 12 month period)	3	735	0.41	7.01	5.64
Rate of removable appliances per 100 fixed appliances - completed treatment (rolling 12 month period)	6	771	0.78	6.51	4.81
% of courses of treatment with removable appliances only - proposed treatment (rolling 12 month period)	1	374	0.3%	2.5%	2.0%
% of courses of treatment with removable appliances only - completed treatment (rolling 12 month period)	6	398	1.5%	1.6%	1.5%
% of patients satisfied with the treatment they have received (rolling 12 month period)	8	8	100.0%	95.3%	96.0%

\* Figures in italics indicate that the base number is less than 100.

**Q58 - Vital Signs Orthodontic At a Glance Contract Report for 335460/0001 - March 2017**

Name or company name	MR SF ISMAIL	16/17 Contracted general activity (UDA)	0
Contract type name	PDS Contract	Carry forward general activity (UDA)	0
Purpose of contract	Orthodontic	16/17 Contracted orthodontic activity (UOA)	7,302
Contract start date	01/04/2006	Carry forward orthodontic activity (UOA)	0
Contract end date	31/03/2018	Baseline contract value	£456,603.78

ACCESS	Contract	England and Wales
24 month ratio of assessments to patient IDs	1.11	1.09

**ACTIVITY**


Month	Adjusted Scheduled Activity (UOA)	
	2016	2017
April	-12	44
May	177	460
June	368	693
July	1,024	1,525
August	1,833	2,085
September	2,392	2,785
October	3,135	3,759
November	3,979	4,488
December	4,997	5,253
January	5,369	5,673
February	6,474	6,501
March	7,041	7,239
April	7,306	
May	7,306	
June	7,306	

**QUALITY**

	Contract Quantity	Contract Base Number	Contract *	Region	England
% of all assessments that were assess and fit appliances (rolling 12 month period)	358	484	74.0%	55.8%	56.6%
% of all assessments that were assess and refuse (rolling 12 month period)	76	484	15.7%	11.1%	11.8%
% of all assessments that were assess and review (rolling 12 month period)	50	484	10.3%	33.1%	31.6%
% of terminated courses where treatment was abandoned or discontinued (rolling 12 month period)	30	320	9.4%	8.6%	7.7%
% of completed treatments indicating that PAR score was taken (year to date)	84	290	29.0%	57.9%	58.4%
Rate of removable appliances per 100 fixed appliances - proposed treatment (rolling 12 month period)	92	702	13.11	7.01	5.64
Rate of removable appliances per 100 fixed appliances - completed treatment (rolling 12 month period)	97	538	18.03	6.51	4.81
% of courses of treatment with removable appliances only - proposed treatment (rolling 12 month period)	7	358	2.0%	2.5%	2.0%
% of courses of treatment with removable appliances only - completed treatment (rolling 12 month period)	20	290	6.9%	1.6%	1.5%
% of patients satisfied with the treatment they have received (rolling 12 month period)	8	8	100.0%	95.3%	96.0%

\* Figures in italics indicate that the base number is less than 100.

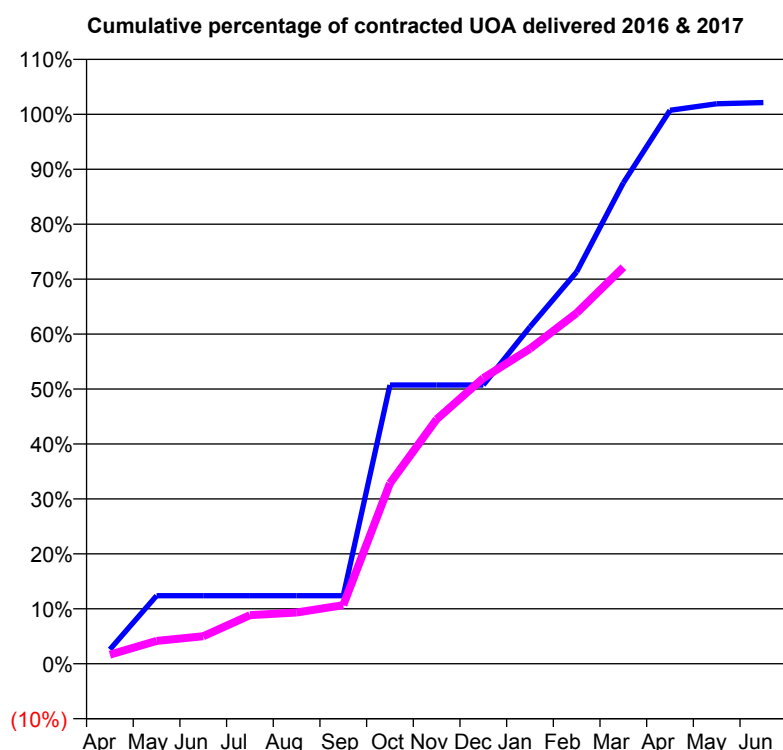
**Q58 - Vital Signs Orthodontic At a Glance Contract Report for 363456/0002 - March 2017**

Name or company name	MR RS BALLARD
Contract type name	GDS Contract
Purpose of contract	Orthodontic
Contract start date	01/04/2006
Contract end date	

16/17 Contracted general activity (UDA)	0
Carry forward general activity (UDA)	0
16/17 Contracted orthodontic activity (UOA)	600
Carry forward orthodontic activity (UOA)	0
Baseline contract value	£39,550.73

**ACCESS**

	Contract	England and Wales
24 month ratio of assessments to patient IDs	1.20	1.09

**ACTIVITY**


Month	Adjusted Scheduled Activity (UOA)	
	2016	2017
April	13	10
May	62	25
June	62	30
July	62	53
August	62	56
September	62	64
October	254	197
November	254	267
December	254	312
January	307	344
February	357	383
March	438	433
April	504	
May	510	
June	511	

**QUALITY**

	Contract Quantity	Contract Base Number	Contract *	Region	England
% of all assessments that were assess and fit appliances (rolling 12 month period)	21	122	17.2%	55.8%	56.6%
% of all assessments that were assess and refuse (rolling 12 month period)	6	122	4.9%	11.1%	11.8%
% of all assessments that were assess and review (rolling 12 month period)	95	122	77.9%	33.1%	31.6%
% of terminated courses where treatment was abandoned or discontinued (rolling 12 month period)	1	1	100.0%	8.6%	7.7%
% of completed treatments indicating that PAR score was taken (year to date)	0	0	N/A	57.9%	58.4%
Rate of removable appliances per 100 fixed appliances - proposed treatment (rolling 12 month period)	2	4	50.00	7.01	5.64
Rate of removable appliances per 100 fixed appliances - completed treatment (rolling 12 month period)	0	0	N/A	6.51	4.81
% of courses of treatment with removable appliances only - proposed treatment (rolling 12 month period)	2	21	9.5%	2.5%	2.0%
% of courses of treatment with removable appliances only - completed treatment (rolling 12 month period)	0	0	N/A	1.6%	1.5%
% of patients satisfied with the treatment they have received (rolling 12 month period)	0	0	N/A	95.3%	96.0%

\* Figures in italics indicate that the base number is less than 100.



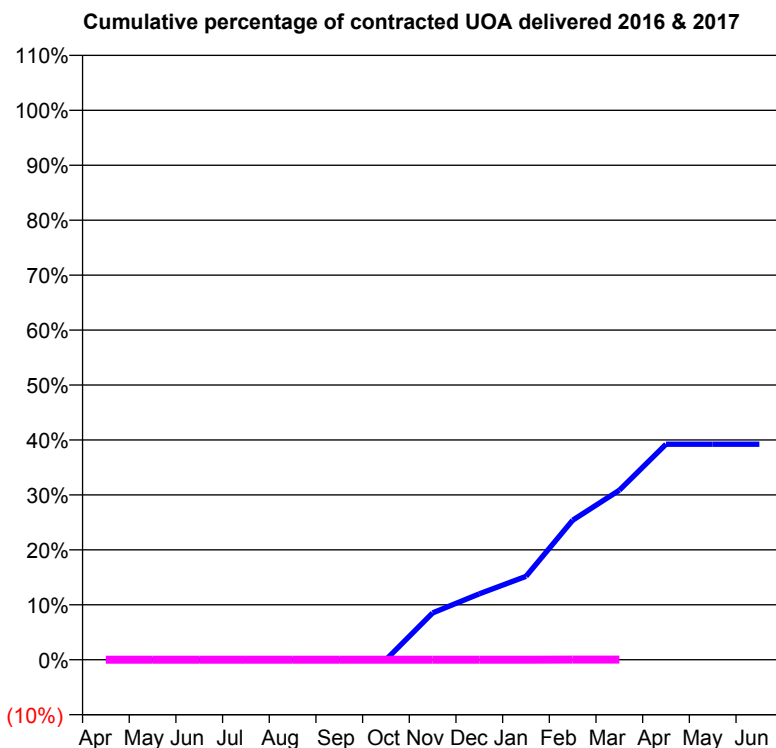
**Q58 - Vital Signs Orthodontic At a Glance Contract Report for 389560/0002 - March 2017**

Name or company name	MR R BEHARI
Contract type name	PDS Contract
Purpose of contract	Orthodontic
Contract start date	01/04/2006
Contract end date	31/03/2017

16/17 Contracted general activity (UDA)	0
Carry forward general activity (UDA)	0
16/17 Contracted orthodontic activity (UOA)	2,450
Carry forward orthodontic activity (UOA)	0
Baseline contract value	£158,907.15

**ACCESS**

	Contract	England and Wales
24 month ratio of assessments to patient IDs	1.04	1.09

**ACTIVITY**


Month	Adjusted Scheduled Activity (UOA)	
	2016	2017
April	0	0
May	0	0
June	0	0
July	0	0
August	0	0
September	0	0
October	0	0
November	209	0
December	294	0
January	372	0
February	622	1
March	756	1
April	961	
May	961	
June	961	

**QUALITY**

	Contract Quantity	Contract Base Number	Contract *	Region	England
% of all assessments that were assess and fit appliances (rolling 12 month period)	11	25	44.0%	55.8%	56.6%
% of all assessments that were assess and refuse (rolling 12 month period)	6	25	24.0%	11.1%	11.8%
% of all assessments that were assess and review (rolling 12 month period)	8	25	32.0%	33.1%	31.6%
% of terminated courses where treatment was abandoned or discontinued (rolling 12 month period)	1	1	100.0%	8.6%	7.7%
% of completed treatments indicating that PAR score was taken (year to date)	0	0	N/A	57.9%	58.4%
Rate of removable appliances per 100 fixed appliances - proposed treatment (rolling 12 month period)	9	20	45.00	7.01	5.64
Rate of removable appliances per 100 fixed appliances - completed treatment (rolling 12 month period)	0	0	N/A	6.51	4.81
% of courses of treatment with removable appliances only - proposed treatment (rolling 12 month period)	1	11	9.1%	2.5%	2.0%
% of courses of treatment with removable appliances only - completed treatment (rolling 12 month period)	0	0	N/A	1.6%	1.5%
% of patients satisfied with the treatment they have received (rolling 12 month period)	0	0	N/A	95.3%	96.0%

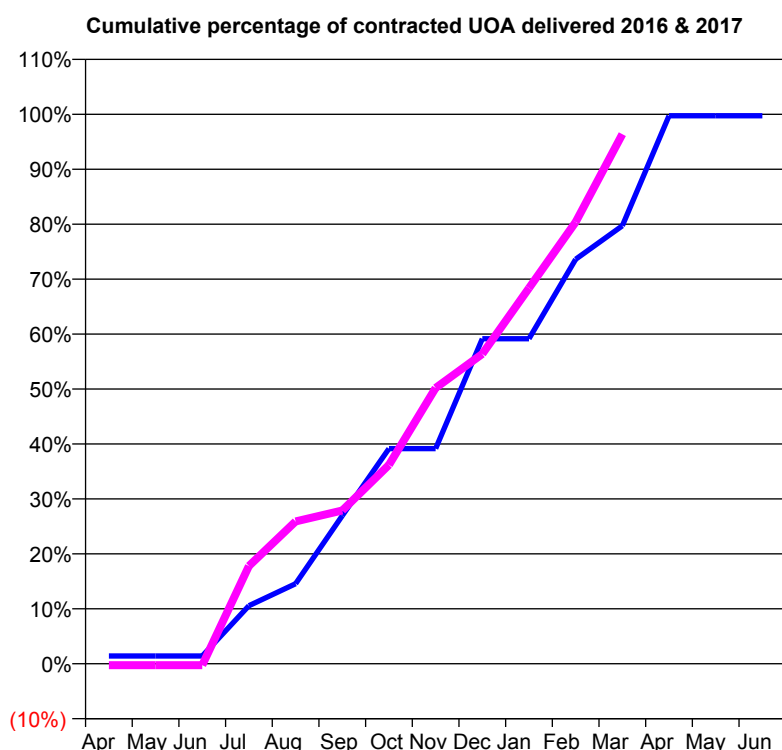
\* Figures in italics indicate that the base number is less than 100.

**Q58 - Vital Signs Orthodontic At a Glance Contract Report for 573949/0001 - March 2017**

Name or company name	MR IJ DIBBLE
Contract type name	GDS Contract
Purpose of contract	General and Orthodontic
Contract start date	01/04/2006
Contract end date	

16/17 Contracted general activity (UDA)	4,055
Carry forward general activity (UDA)	-21
16/17 Contracted orthodontic activity (UOA)	1,050
Carry forward orthodontic activity (UOA)	3
Baseline contract value	£213,179.99

ACCESS	Contract	England and Wales
24 month ratio of assessments to patient IDs	1.01	1.09

**ACTIVITY**


Month	Adjusted Scheduled Activity (UOA)	
	2016	2017
April	15	-3
May	15	-3
June	15	-3
July	111	187
August	153	272
September	283	293
October	411	380
November	411	527
December	621	592
January	621	718
February	773	844
March	837	1,012
April	1,047	
May	1,047	
June	1,047	

**QUALITY**

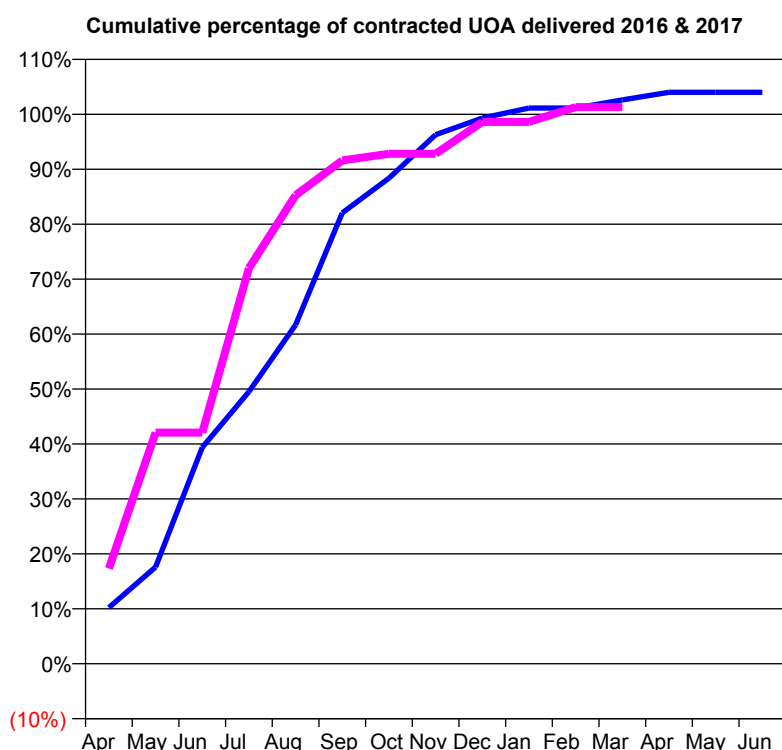
	Contract Quantity	Contract Base Number	Contract *	Region	England
% of all assessments that were assess and fit appliances (rolling 12 month period)	58	65	89.2%	55.8%	56.6%
% of all assessments that were assess and refuse (rolling 12 month period)	2	65	3.1%	11.1%	11.8%
% of all assessments that were assess and review (rolling 12 month period)	5	65	7.7%	33.1%	31.6%
% of terminated courses where treatment was abandoned or discontinued (rolling 12 month period)	2	43	4.7%	8.6%	7.7%
% of completed treatments indicating that PAR score was taken (year to date)	41	41	100.0%	57.9%	58.4%
Rate of removable appliances per 100 fixed appliances - proposed treatment (rolling 12 month period)	0	0	N/A	7.01	5.64
Rate of removable appliances per 100 fixed appliances - completed treatment (rolling 12 month period)	0	0	N/A	6.51	4.81
% of courses of treatment with removable appliances only - proposed treatment (rolling 12 month period)	0	58	0.0%	2.5%	2.0%
% of courses of treatment with removable appliances only - completed treatment (rolling 12 month period)	0	41	0.0%	1.6%	1.5%
% of patients satisfied with the treatment they have received (rolling 12 month period)	5	5	100.0%	95.3%	96.0%

\* Figures in italics indicate that the base number is less than 100.

**Q58 - Vital Signs Orthodontic At a Glance Contract Report for 577987/0001 - March 2017**

Name or company name	MR K SHETH	16/17 Contracted general activity (UDA)	0
Contract type name	PDS Contract	Carry forward general activity (UDA)	0
Purpose of contract	Orthodontic	16/17 Contracted orthodontic activity (UOA)	1,153
Contract start date	01/04/2006	Carry forward orthodontic activity (UOA)	0
Contract end date	31/03/2019	Baseline contract value	£70,919.77

ACCESS	Contract	England and Wales
24 month ratio of assessments to patient IDs	1.26	1.09

**ACTIVITY**


Month	Adjusted Scheduled Activity (UOA)	
	2016	2017
April	118	200
May	203	485
June	454	485
July	571	830
August	711	983
September	946	1,056
October	1,019	1,070
November	1,110	1,070
December	1,145	1,137
January	1,166	1,137
February	1,166	1,168
March	1,183	1,168
April	1,199	
May	1,199	
June	1,199	

QUALITY	Contract Quantity	Contract Base Number	Contract *	Region	England
% of all assessments that were assess and fit appliances (rolling 12 month period)	46	264	17.4%	55.8%	56.6%
% of all assessments that were assess and refuse (rolling 12 month period)	38	264	14.4%	11.1%	11.8%
% of all assessments that were assess and review (rolling 12 month period)	180	264	68.2%	33.1%	31.6%
% of terminated courses where treatment was abandoned or discontinued (rolling 12 month period)	4	38	10.5%	8.6%	7.7%
% of completed treatments indicating that PAR score was taken (year to date)	20	34	58.8%	57.9%	58.4%
Rate of removable appliances per 100 fixed appliances - proposed treatment (rolling 12 month period)	2	65	3.08	7.01	5.64
Rate of removable appliances per 100 fixed appliances - completed treatment (rolling 12 month period)	2	56	3.57	6.51	4.81
% of courses of treatment with removable appliances only - proposed treatment (rolling 12 month period)	1	46	2.2%	2.5%	2.0%
% of courses of treatment with removable appliances only - completed treatment (rolling 12 month period)	0	34	0.0%	1.6%	1.5%
% of patients satisfied with the treatment they have received (rolling 12 month period)	2	2	100.0%	95.3%	96.0%

\* Figures in italics indicate that the base number is less than 100.

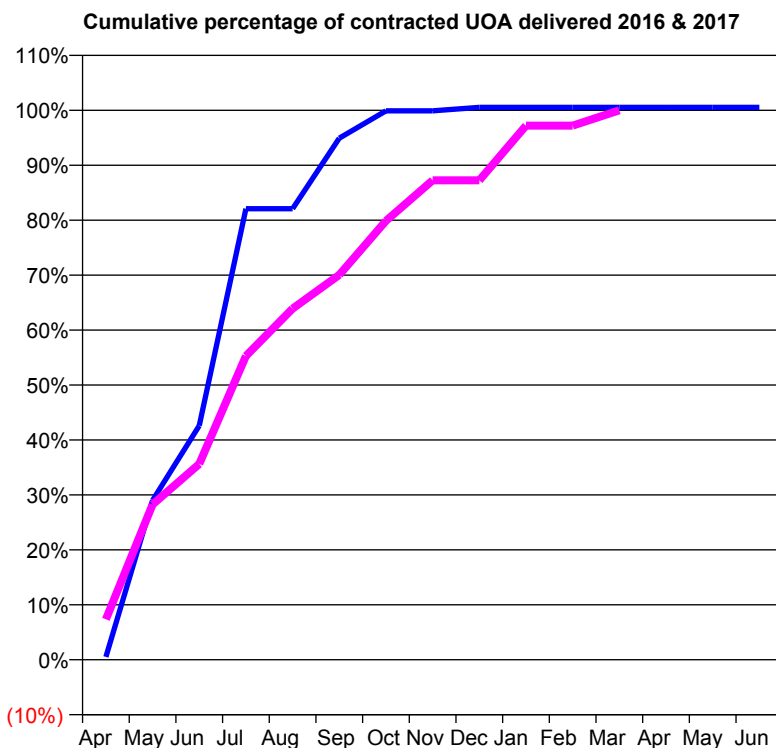
**Q58 - Vital Signs Orthodontic At a Glance Contract Report for 623628/0003 - March 2017**

Name or company name	MR J PANDYA
Contract type name	PDS Contract
Purpose of contract	Orthodontic
Contract start date	01/12/2013
Contract end date	31/03/2018

16/17 Contracted general activity (UDA)	0
Carry forward general activity (UDA)	0
16/17 Contracted orthodontic activity (UOA)	1,709
Carry forward orthodontic activity (UOA)	0
Baseline contract value	£105,422.63

**ACCESS**

	Contract	England and Wales
24 month ratio of assessments to patient IDs	1.01	1.09

**ACTIVITY**


Month	Adjusted Scheduled Activity (UOA)	
	2016	2017
April	9	126
May	496	483
June	728	609
July	1,403	945
August	1,403	1,092
September	1,622	1,197
October	1,707	1,365
November	1,707	1,491
December	1,718	1,491
January	1,718	1,661
February	1,718	1,661
March	1,718	1,709
April	1,718	
May	1,718	
June	1,718	

**QUALITY**

	Contract Quantity	Contract Base Number	Contract *	Region	England
% of all assessments that were assess and fit appliances (rolling 12 month period)	81	87	93.1%	55.8%	56.6%
% of all assessments that were assess and refuse (rolling 12 month period)	3	87	3.4%	11.1%	11.8%
% of all assessments that were assess and review (rolling 12 month period)	3	87	3.4%	33.1%	31.6%
% of terminated courses where treatment was abandoned or discontinued (rolling 12 month period)	1	72	1.4%	8.6%	7.7%
% of completed treatments indicating that PAR score was taken (year to date)	66	71	93.0%	57.9%	58.4%
Rate of removable appliances per 100 fixed appliances - proposed treatment (rolling 12 month period)	2	157	1.27	7.01	5.64
Rate of removable appliances per 100 fixed appliances - completed treatment (rolling 12 month period)	1	136	0.74	6.51	4.81
% of courses of treatment with removable appliances only - proposed treatment (rolling 12 month period)	1	81	1.2%	2.5%	2.0%
% of courses of treatment with removable appliances only - completed treatment (rolling 12 month period)	0	71	0.0%	1.6%	1.5%
% of patients satisfied with the treatment they have received (rolling 12 month period)	2	2	100.0%	95.3%	96.0%

\* Figures in italics indicate that the base number is less than 100.

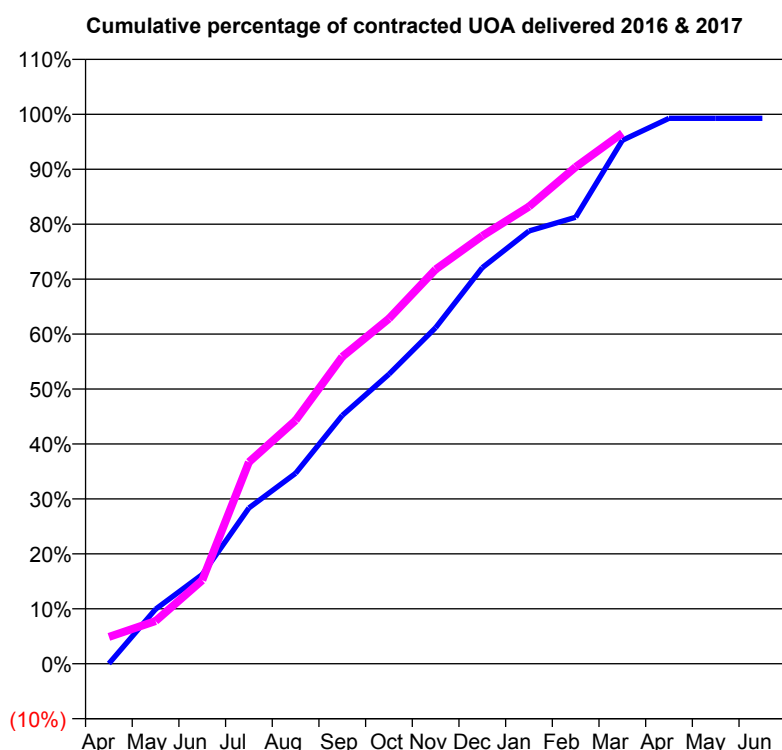
**Q58 - Vital Signs Orthodontic At a Glance Contract Report for 631256/0001 - March 2017**

Name or company name	Smiles Orthodontics Limited
Contract type name	PDS Contract
Purpose of contract	Orthodontic
Contract start date	01/04/2006
Contract end date	31/03/2026

16/17 Contracted general activity (UDA)	0
Carry forward general activity (UDA)	0
16/17 Contracted orthodontic activity (UOA)	10,755
Carry forward orthodontic activity (UOA)	80
Baseline contract value	£697,161.61

**ACCESS**

	Contract	England and Wales
24 month ratio of assessments to patient IDs	1.16	1.09

**ACTIVITY**


Month	Adjusted Scheduled Activity (UOA)	
	2016	2017
April	3	527
May	1,070	836
June	1,747	1,634
July	3,049	3,948
August	3,729	4,765
September	4,860	6,010
October	5,667	6,757
November	6,579	7,719
December	7,752	8,373
January	8,471	8,949
February	8,739	9,723
March	10,246	10,385
April	10,675	
May	10,675	
June	10,675	

**QUALITY**

	Contract Quantity	Contract Base Number	Contract *	Region	England
% of all assessments that were assess and fit appliances (rolling 12 month period)	498	1,163	42.8%	55.8%	56.6%
% of all assessments that were assess and refuse (rolling 12 month period)	90	1,163	7.7%	11.1%	11.8%
% of all assessments that were assess and review (rolling 12 month period)	575	1,163	49.4%	33.1%	31.6%
% of terminated courses where treatment was abandoned or discontinued (rolling 12 month period)	26	438	5.9%	8.6%	7.7%
% of completed treatments indicating that PAR score was taken (year to date)	9	412	2.2%	57.9%	58.4%
Rate of removable appliances per 100 fixed appliances - proposed treatment (rolling 12 month period)	18	860	2.09	7.01	5.64
Rate of removable appliances per 100 fixed appliances - completed treatment (rolling 12 month period)	2	770	0.26	6.51	4.81
% of courses of treatment with removable appliances only - proposed treatment (rolling 12 month period)	11	498	2.2%	2.5%	2.0%
% of courses of treatment with removable appliances only - completed treatment (rolling 12 month period)	2	412	0.5%	1.6%	1.5%
% of patients satisfied with the treatment they have received (rolling 12 month period)	16	16	100.0%	95.3%	96.0%

\* Figures in italics indicate that the base number is less than 100.

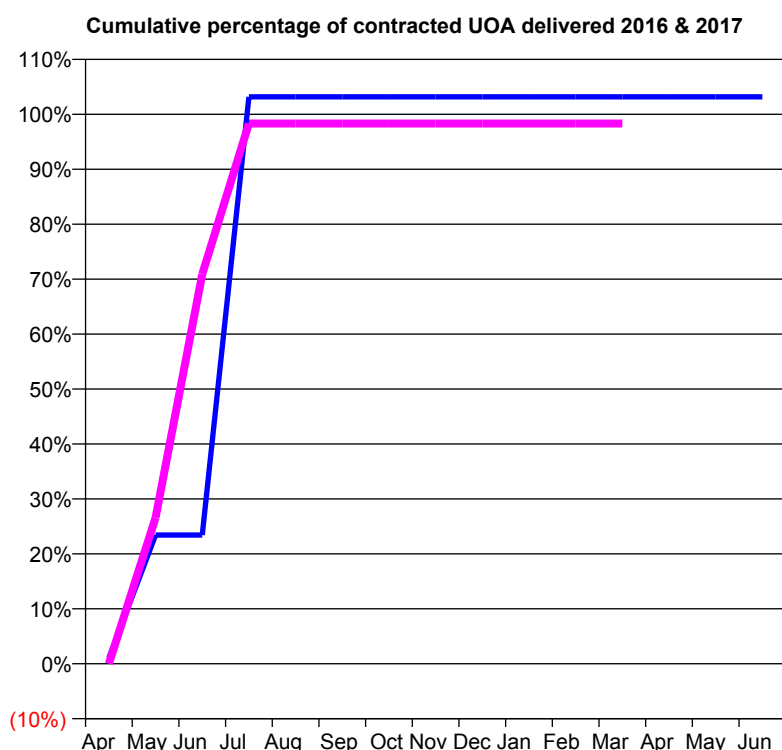
**Q58 - Vital Signs Orthodontic At a Glance Contract Report for 674591/0001 - March 2017**

Name or company name	MR S POPAT
Contract type name	PDS Contract
Purpose of contract	Orthodontic
Contract start date	01/04/2006
Contract end date	31/03/2019

16/17 Contracted general activity (UDA)	0
Carry forward general activity (UDA)	0
16/17 Contracted orthodontic activity (UOA)	474
Carry forward orthodontic activity (UOA)	0
Baseline contract value	£29,239.50

**ACCESS**

	Contract	England and Wales
24 month ratio of assessments to patient IDs	1.00	1.09

**ACTIVITY**


Month	Adjusted Scheduled Activity (UOA)	
	2016	2017
April	5	0
May	111	126
June	111	336
July	489	466
August	489	466
September	489	466
October	489	466
November	489	466
December	489	466
January	489	466
February	489	466
March	489	466
April	489	
May	489	
June	489	

**QUALITY**

	Contract Quantity	Contract Base Number	Contract *	Region	England
% of all assessments that were assess and fit appliances (rolling 12 month period)	23	23	100.0%	55.8%	56.6%
% of all assessments that were assess and refuse (rolling 12 month period)	0	23	0.0%	11.1%	11.8%
% of all assessments that were assess and review (rolling 12 month period)	0	23	0.0%	33.1%	31.6%
% of terminated courses where treatment was abandoned or discontinued (rolling 12 month period)	0	36	0.0%	8.6%	7.7%
% of completed treatments indicating that PAR score was taken (year to date)	36	36	100.0%	57.9%	58.4%
Rate of removable appliances per 100 fixed appliances - proposed treatment (rolling 12 month period)	2	44	4.55	7.01	5.64
Rate of removable appliances per 100 fixed appliances - completed treatment (rolling 12 month period)	3	71	4.23	6.51	4.81
% of courses of treatment with removable appliances only - proposed treatment (rolling 12 month period)	1	23	4.3%	2.5%	2.0%
% of courses of treatment with removable appliances only - completed treatment (rolling 12 month period)	0	36	0.0%	1.6%	1.5%
% of patients satisfied with the treatment they have received (rolling 12 month period)	1	1	100.0%	95.3%	96.0%

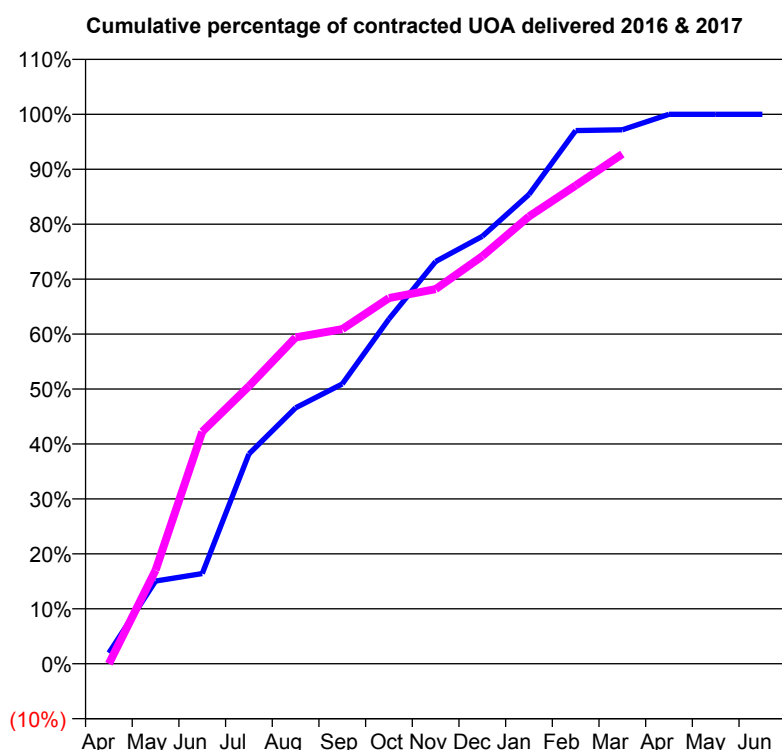
\* Figures in italics indicate that the base number is less than 100.

**Q58 - Vital Signs Orthodontic At a Glance Contract Report for 732656/0004 - March 2017**

Name or company name	MR TS CLAYDON
Contract type name	PDS Contract
Purpose of contract	Orthodontic
Contract start date	01/04/2006
Contract end date	31/03/2019

16/17 Contracted general activity (UDA)	0
Carry forward general activity (UDA)	0
16/17 Contracted orthodontic activity (UOA)	1,522
Carry forward orthodontic activity (UOA)	0
Baseline contract value	£92,985.15

ACCESS	Contract	England and Wales
24 month ratio of assessments to patient IDs	1.06	1.09

**ACTIVITY**


Month	Adjusted Scheduled Activity (UOA)	
	2016	2017
April	30	0
May	229	259
June	250	643
July	581	769
August	709	904
September	775	927
October	955	1,013
November	1,114	1,038
December	1,184	1,129
January	1,300	1,239
February	1,477	1,325
March	1,479	1,412
April	1,522	
May	1,522	
June	1,522	

QUALITY	Contract Quantity	Contract Base Number	Contract *	Region	England
% of all assessments that were assess and fit appliances (rolling 12 month period)	67	100	67.0%	55.8%	56.6%
% of all assessments that were assess and refuse (rolling 12 month period)	13	100	13.0%	11.1%	11.8%
% of all assessments that were assess and review (rolling 12 month period)	20	100	20.0%	33.1%	31.6%
% of terminated courses where treatment was abandoned or discontinued (rolling 12 month period)	2	82	2.4%	8.6%	7.7%
% of completed treatments indicating that PAR score was taken (year to date)	80	80	100.0%	57.9%	58.4%
Rate of removable appliances per 100 fixed appliances - proposed treatment (rolling 12 month period)	64	125	51.20	7.01	5.64
Rate of removable appliances per 100 fixed appliances - completed treatment (rolling 12 month period)	68	142	47.89	6.51	4.81
% of courses of treatment with removable appliances only - proposed treatment (rolling 12 month period)	1	67	1.5%	2.5%	2.0%
% of courses of treatment with removable appliances only - completed treatment (rolling 12 month period)	3	80	3.8%	1.6%	1.5%
% of patients satisfied with the treatment they have received (rolling 12 month period)	2	2	100.0%	95.3%	96.0%

\* Figures in italics indicate that the base number is less than 100.

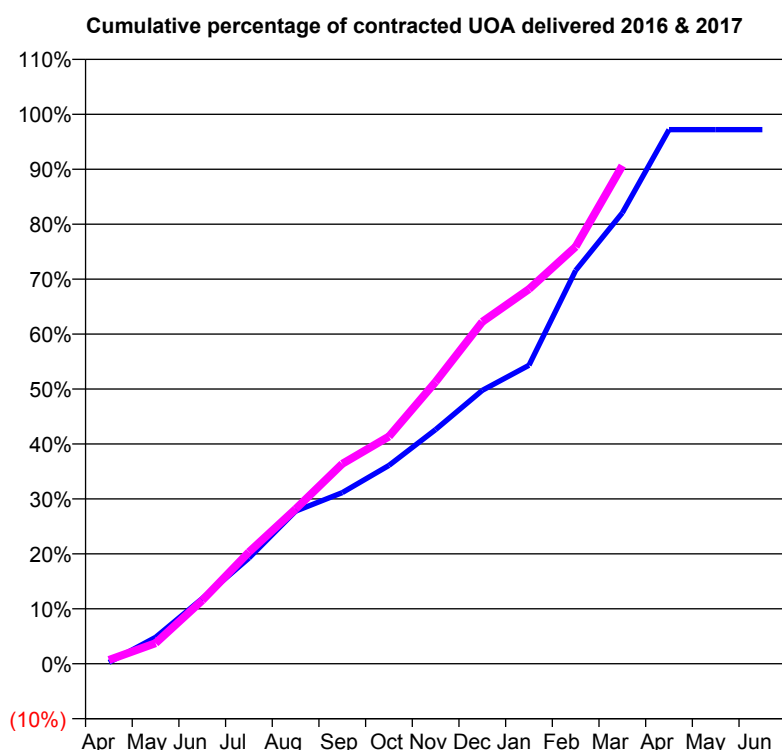
**Q58 - Vital Signs Orthodontic At a Glance Contract Report for 736155/0001 - March 2017**

Name or company name	MR AW SMITH
Contract type name	GDS Contract
Purpose of contract	General and Orthodontic
Contract start date	01/04/2006
Contract end date	

16/17 Contracted general activity (UDA)	22,556
Carry forward general activity (UDA)	2
16/17 Contracted orthodontic activity (UOA)	6,000
Carry forward orthodontic activity (UOA)	168
Baseline contract value	£1,035,143.54

**ACCESS**

	Contract	England and Wales
24 month ratio of assessments to patient IDs	1.06	1.09

**ACTIVITY**


Month	Adjusted Scheduled Activity (UOA)	
	2016	2017
April	16	41
May	289	225
June	712	692
July	1,154	1,219
August	1,666	1,689
September	1,869	2,184
October	2,166	2,482
November	2,557	3,079
December	2,986	3,734
January	3,259	4,091
February	4,294	4,553
March	4,924	5,439
April	5,832	
May	5,832	
June	5,832	

**QUALITY**

	Contract Quantity	Contract Base Number	Contract *	Region	England
% of all assessments that were assess and fit appliances (rolling 12 month period)	315	410	76.8%	55.8%	56.6%
% of all assessments that were assess and refuse (rolling 12 month period)	94	410	22.9%	11.1%	11.8%
% of all assessments that were assess and review (rolling 12 month period)	1	410	0.2%	33.1%	31.6%
% of terminated courses where treatment was abandoned or discontinued (rolling 12 month period)	50	200	25.0%	8.6%	7.7%
% of completed treatments indicating that PAR score was taken (year to date)	16	150	10.7%	57.9%	58.4%
Rate of removable appliances per 100 fixed appliances - proposed treatment (rolling 12 month period)	2	309	0.65	7.01	5.64
Rate of removable appliances per 100 fixed appliances - completed treatment (rolling 12 month period)	143	123	116.26	6.51	4.81
% of courses of treatment with removable appliances only - proposed treatment (rolling 12 month period)	0	315	0.0%	2.5%	2.0%
% of courses of treatment with removable appliances only - completed treatment (rolling 12 month period)	30	150	20.0%	1.6%	1.5%
% of patients satisfied with the treatment they have received (rolling 12 month period)	7	7	100.0%	95.3%	96.0%

\* Figures in italics indicate that the base number is less than 100.

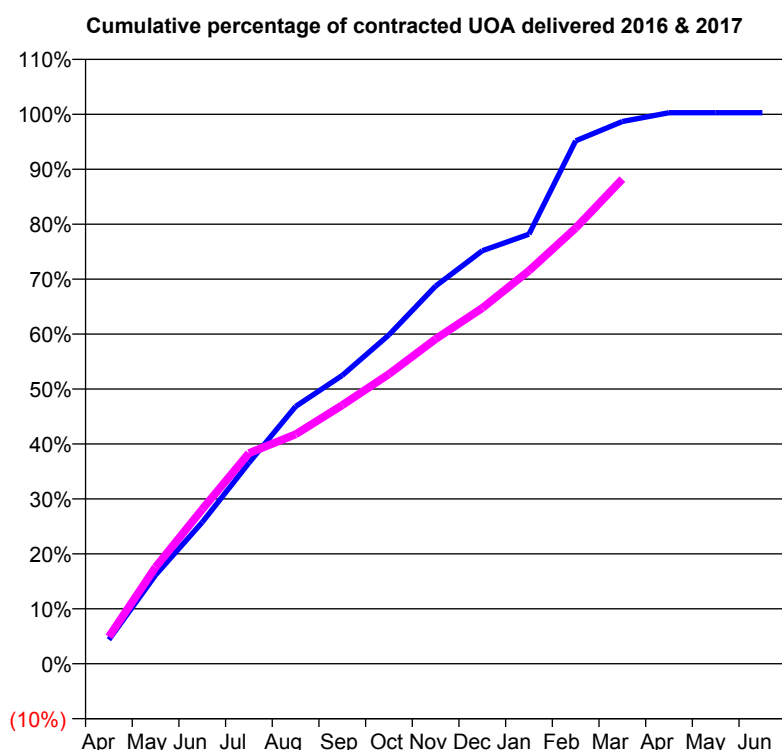


**Q58 - Vital Signs Orthodontic At a Glance Contract Report for 748897/0001 - March 2017**

Name or company name	MR RM TOBIN
Contract type name	PDS Contract
Purpose of contract	Orthodontic
Contract start date	01/04/2006
Contract end date	31/03/2018

16/17 Contracted general activity (UDA)	0
Carry forward general activity (UDA)	0
16/17 Contracted orthodontic activity (UOA)	8,736
Carry forward orthodontic activity (UOA)	0
Baseline contract value	£567,560.34

ACCESS	Contract	England and Wales
24 month ratio of assessments to patient IDs	1.02	1.09

**ACTIVITY**


Month	Adjusted Scheduled Activity (UOA)	
	2016	2017
April	382	429
May	1,411	1,536
June	2,251	2,457
July	3,194	3,349
August	4,090	3,648
September	4,584	4,112
October	5,228	4,605
November	6,005	5,164
December	6,567	5,655
January	6,830	6,249
February	8,314	6,927
March	8,622	7,704
April	8,762	
May	8,762	
June	8,762	

QUALITY	Contract Quantity	Contract Base Number	Contract *	Region	England
% of all assessments that were assess and fit appliances (rolling 12 month period)	371	810	45.8%	55.8%	56.6%
% of all assessments that were assess and refuse (rolling 12 month period)	51	810	6.3%	11.1%	11.8%
% of all assessments that were assess and review (rolling 12 month period)	388	810	47.9%	33.1%	31.6%
% of terminated courses where treatment was abandoned or discontinued (rolling 12 month period)	32	382	8.4%	8.6%	7.7%
% of completed treatments indicating that PAR score was taken (year to date)	66	344	19.2%	57.9%	58.4%
Rate of removable appliances per 100 fixed appliances - proposed treatment (rolling 12 month period)	20	684	2.92	7.01	5.64
Rate of removable appliances per 100 fixed appliances - completed treatment (rolling 12 month period)	18	645	2.79	6.51	4.81
% of courses of treatment with removable appliances only - proposed treatment (rolling 12 month period)	16	371	4.3%	2.5%	2.0%
% of courses of treatment with removable appliances only - completed treatment (rolling 12 month period)	13	350	3.7%	1.6%	1.5%
% of patients satisfied with the treatment they have received (rolling 12 month period)	17	17	100.0%	95.3%	96.0%

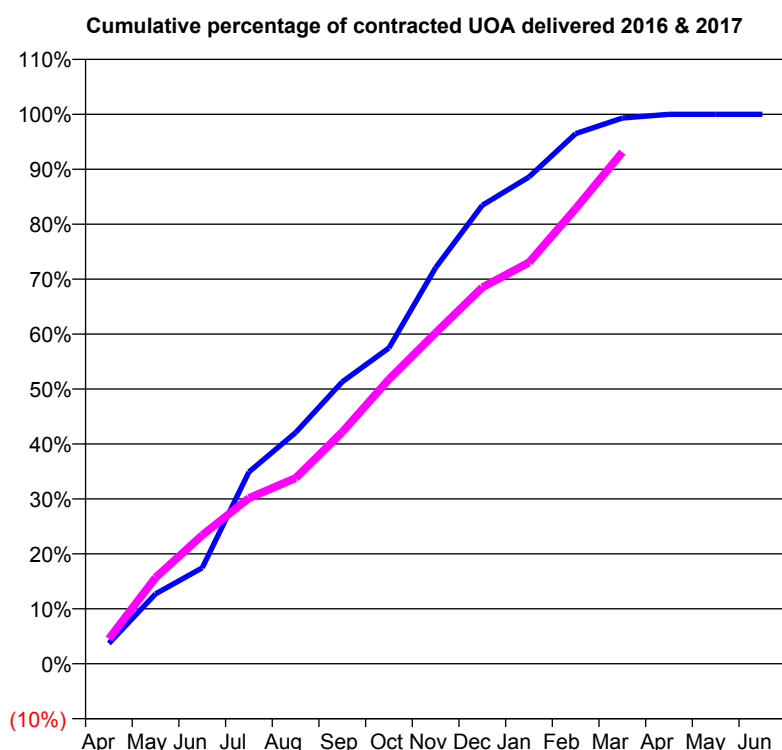
\* Figures in italics indicate that the base number is less than 100.

**Q58 - Vital Signs Orthodontic At a Glance Contract Report for 748897/0002 - March 2017**

Name or company name	MR RM TOBIN
Contract type name	PDS Contract
Purpose of contract	Orthodontic
Contract start date	01/09/2008
Contract end date	31/03/2018

16/17 Contracted general activity (UDA)	0
Carry forward general activity (UDA)	0
16/17 Contracted orthodontic activity (UOA)	9,276
Carry forward orthodontic activity (UOA)	0
Baseline contract value	£567,494.83

ACCESS	Contract	England and Wales
24 month ratio of assessments to patient IDs	1.03	1.09

**ACTIVITY**


Month	Adjusted Scheduled Activity (UOA)	
	2016	2017
April	324	422
May	1,111	1,456
June	1,525	2,171
July	3,050	2,797
August	3,674	3,135
September	4,482	3,912
October	5,020	4,803
November	6,297	5,586
December	7,288	6,354
January	7,737	6,774
February	8,427	7,683
March	8,675	8,636
April	8,735	
May	8,735	
June	8,735	

QUALITY	Contract Quantity	Contract Base Number	Contract *	Region	England
% of all assessments that were assess and fit appliances (rolling 12 month period)	400	1,054	38.0%	55.8%	56.6%
% of all assessments that were assess and refuse (rolling 12 month period)	89	1,054	8.4%	11.1%	11.8%
% of all assessments that were assess and review (rolling 12 month period)	565	1,054	53.6%	33.1%	31.6%
% of terminated courses where treatment was abandoned or discontinued (rolling 12 month period)	13	320	4.1%	8.6%	7.7%
% of completed treatments indicating that PAR score was taken (year to date)	63	305	20.7%	57.9%	58.4%
Rate of removable appliances per 100 fixed appliances - proposed treatment (rolling 12 month period)	38	718	5.29	7.01	5.64
Rate of removable appliances per 100 fixed appliances - completed treatment (rolling 12 month period)	36	477	7.55	6.51	4.81
% of courses of treatment with removable appliances only - proposed treatment (rolling 12 month period)	22	400	5.5%	2.5%	2.0%
% of courses of treatment with removable appliances only - completed treatment (rolling 12 month period)	25	307	8.1%	1.6%	1.5%
% of patients satisfied with the treatment they have received (rolling 12 month period)	21	21	100.0%	95.3%	96.0%

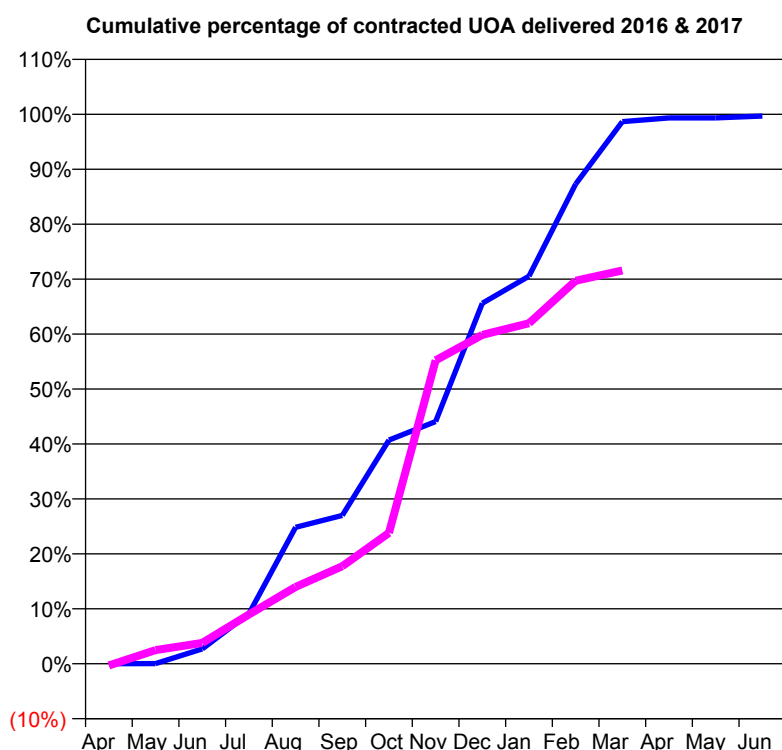
\* Figures in italics indicate that the base number is less than 100.

**Q58 - Vital Signs Orthodontic At a Glance Contract Report for 750344/0001 - March 2017**

Name or company name	MISS LH PIETERSEN
Contract type name	PDS Contract
Purpose of contract	Orthodontic
Contract start date	01/04/2006
Contract end date	31/03/2018

16/17 Contracted general activity (UDA)	0
Carry forward general activity (UDA)	0
16/17 Contracted orthodontic activity (UOA)	15,976
Carry forward orthodontic activity (UOA)	52
Baseline contract value	£984,889.79

ACCESS	Contract	England and Wales
24 month ratio of assessments to patient IDs	1.03	1.09

**ACTIVITY**


Month	Adjusted Scheduled Activity (UOA)	
	2016	2017
April	2	-52
May	6	397
June	431	607
July	1,454	1,434
August	3,969	2,236
September	4,313	2,836
October	6,504	3,806
November	7,041	8,821
December	10,483	9,564
January	11,270	9,900
February	13,948	11,138
March	15,763	11,436
April	15,870	
May	15,870	
June	15,924	

QUALITY	Contract Quantity	Contract Base Number	Contract *	Region	England
% of all assessments that were assess and fit appliances (rolling 12 month period)	591	599	98.7%	55.8%	56.6%
% of all assessments that were assess and refuse (rolling 12 month period)	1	599	0.2%	11.1%	11.8%
% of all assessments that were assess and review (rolling 12 month period)	7	599	1.2%	33.1%	31.6%
% of terminated courses where treatment was abandoned or discontinued (rolling 12 month period)	41	671	6.1%	8.6%	7.7%
% of completed treatments indicating that PAR score was taken (year to date)	603	629	95.9%	57.9%	58.4%
Rate of removable appliances per 100 fixed appliances - proposed treatment (rolling 12 month period)	53	1,095	4.84	7.01	5.64
Rate of removable appliances per 100 fixed appliances - completed treatment (rolling 12 month period)	49	614	7.98	6.51	4.81
% of courses of treatment with removable appliances only - proposed treatment (rolling 12 month period)	32	591	5.4%	2.5%	2.0%
% of courses of treatment with removable appliances only - completed treatment (rolling 12 month period)	22	630	3.5%	1.6%	1.5%
% of patients satisfied with the treatment they have received (rolling 12 month period)	26	28	92.9%	95.3%	96.0%

\* Figures in italics indicate that the base number is less than 100.

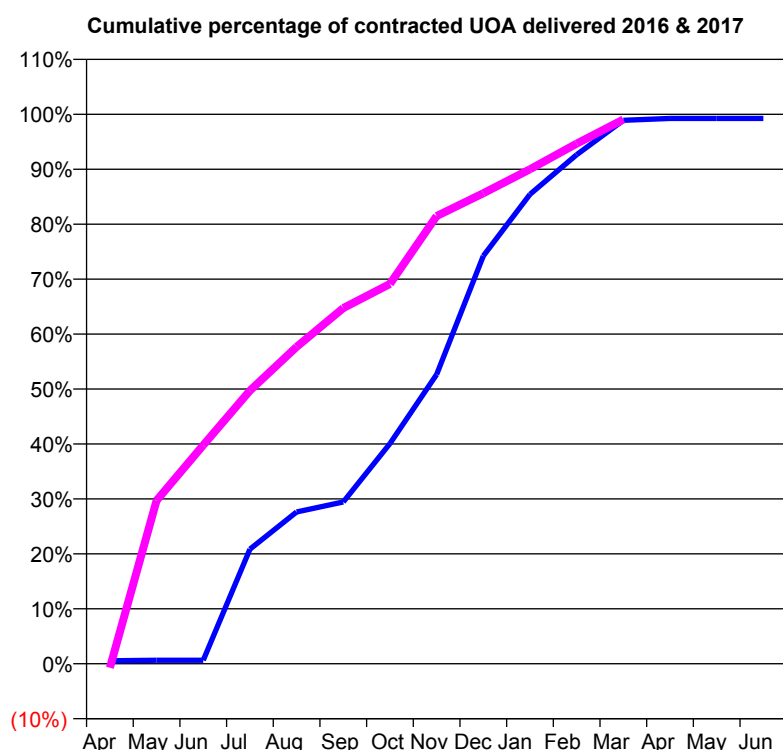
**Q58 - Vital Signs Orthodontic At a Glance Contract Report for 763950/0001 - March 2017**

Name or company name	Ortho Hemel Limited
Contract type name	PDS Contract
Purpose of contract	Orthodontic
Contract start date	01/04/2006
Contract end date	31/03/2019

16/17 Contracted general activity (UDA)	0
Carry forward general activity (UDA)	0
16/17 Contracted orthodontic activity (UOA)	6,984
Carry forward orthodontic activity (UOA)	53
Baseline contract value	£430,563.88

**ACCESS**

	Contract	England and Wales
24 month ratio of assessments to patient IDs	1.04	1.09

**ACTIVITY**


Month	Adjusted Scheduled Activity (UOA)	
	2016	2017
April	38	-52
May	45	2,075
June	45	2,778
July	1,457	3,471
August	1,929	4,028
September	2,056	4,521
October	2,799	4,828
November	3,677	5,690
December	5,184	5,980
January	5,967	6,285
February	6,470	6,611
March	6,908	6,918
April	6,931	
May	6,931	
June	6,931	

**QUALITY**

	Contract Quantity	Contract Base Number	Contract *	Region	England
% of all assessments that were assess and fit appliances (rolling 12 month period)	331	459	72.1%	55.8%	56.6%
% of all assessments that were assess and refuse (rolling 12 month period)	27	459	5.9%	11.1%	11.8%
% of all assessments that were assess and review (rolling 12 month period)	101	459	22.0%	33.1%	31.6%
% of terminated courses where treatment was abandoned or discontinued (rolling 12 month period)	31	423	7.3%	8.6%	7.7%
% of completed treatments indicating that PAR score was taken (year to date)	61	392	15.6%	57.9%	58.4%
Rate of removable appliances per 100 fixed appliances - proposed treatment (rolling 12 month period)	14	652	2.15	7.01	5.64
Rate of removable appliances per 100 fixed appliances - completed treatment (rolling 12 month period)	10	774	1.29	6.51	4.81
% of courses of treatment with removable appliances only - proposed treatment (rolling 12 month period)	3	331	0.9%	2.5%	2.0%
% of courses of treatment with removable appliances only - completed treatment (rolling 12 month period)	4	392	1.0%	1.6%	1.5%
% of patients satisfied with the treatment they have received (rolling 12 month period)	12	12	100.0%	95.3%	96.0%

\* Figures in italics indicate that the base number is less than 100.

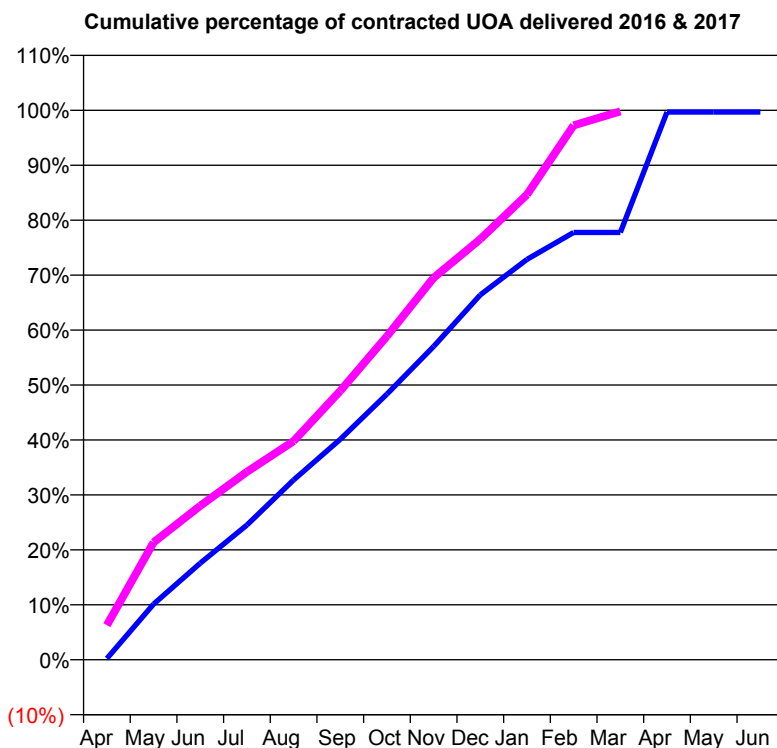
**Q58 - Vital Signs Orthodontic At a Glance Contract Report for 819107/0001 - March 2017**

Name or company name	MR JS EVANS
Contract type name	PDS Contract
Purpose of contract	Orthodontic
Contract start date	01/04/2006
Contract end date	31/03/2025

16/17 Contracted general activity (UDA)	0
Carry forward general activity (UDA)	0
16/17 Contracted orthodontic activity (UOA)	6,600
Carry forward orthodontic activity (UOA)	20
Baseline contract value	£434,737.27

**ACCESS**

	Contract	England and Wales
24 month ratio of assessments to patient IDs	1.02	1.09

**ACTIVITY**


Month	Adjusted Scheduled Activity (UOA)	
	2016	2017
April	15	415
May	668	1,410
June	1,161	1,849
July	1,618	2,258
August	2,160	2,626
September	2,649	3,229
October	3,192	3,886
November	3,763	4,587
December	4,383	5,053
January	4,809	5,588
February	5,132	6,419
March	5,132	6,586
April	6,579	
May	6,579	
June	6,579	

**QUALITY**

	Contract Quantity	Contract Base Number	Contract *	Region	England
% of all assessments that were assess and fit appliances (rolling 12 month period)	377	713	52.9%	55.8%	56.6%
% of all assessments that were assess and refuse (rolling 12 month period)	230	713	32.3%	11.1%	11.8%
% of all assessments that were assess and review (rolling 12 month period)	106	713	14.9%	33.1%	31.6%
% of terminated courses where treatment was abandoned or discontinued (rolling 12 month period)	9	351	2.6%	8.6%	7.7%
% of completed treatments indicating that PAR score was taken (year to date)	335	342	98.0%	57.9%	58.4%
Rate of removable appliances per 100 fixed appliances - proposed treatment (rolling 12 month period)	21	719	2.92	7.01	5.64
Rate of removable appliances per 100 fixed appliances - completed treatment (rolling 12 month period)	24	665	3.61	6.51	4.81
% of courses of treatment with removable appliances only - proposed treatment (rolling 12 month period)	10	377	2.7%	2.5%	2.0%
% of courses of treatment with removable appliances only - completed treatment (rolling 12 month period)	1	342	0.3%	1.6%	1.5%
% of patients satisfied with the treatment they have received (rolling 12 month period)	8	8	100.0%	95.3%	96.0%

\* Figures in italics indicate that the base number is less than 100.

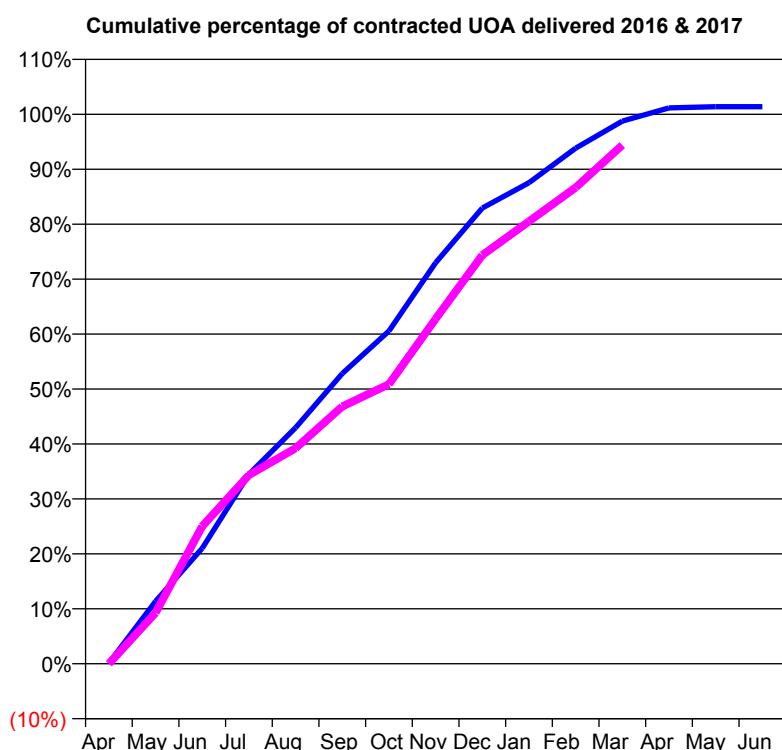
**Q58 - Vital Signs Orthodontic At a Glance Contract Report for 853038/0003 - March 2017**

Name or company name	MR S WAGNER
Contract type name	PDS Contract
Purpose of contract	Orthodontic
Contract start date	01/02/2013
Contract end date	31/03/2019

16/17 Contracted general activity (UDA)	0
Carry forward general activity (UDA)	0
16/17 Contracted orthodontic activity (UOA)	4,800
Carry forward orthodontic activity (UOA)	0
Baseline contract value	£295,918.06

**ACCESS**

	Contract	England and Wales
24 month ratio of assessments to patient IDs	1.06	1.09

**ACTIVITY**


Month	Adjusted Scheduled Activity (UOA)	
	2016	2017
April	6	0
May	546	446
June	1,009	1,202
July	1,656	1,649
August	2,063	1,883
September	2,535	2,247
October	2,907	2,442
November	3,503	3,013
December	3,981	3,570
January	4,202	3,865
February	4,504	4,160
March	4,740	4,531
April	4,856	
May	4,866	
June	4,866	

**QUALITY**

	Contract Quantity	Contract Base Number	Contract *	Region	England
% of all assessments that were assess and fit appliances (rolling 12 month period)	222	312	71.2%	55.8%	56.6%
% of all assessments that were assess and refuse (rolling 12 month period)	45	312	14.4%	11.1%	11.8%
% of all assessments that were assess and review (rolling 12 month period)	45	312	14.4%	33.1%	31.6%
% of terminated courses where treatment was abandoned or discontinued (rolling 12 month period)	26	278	9.4%	8.6%	7.7%
% of completed treatments indicating that PAR score was taken (year to date)	81	252	32.1%	57.9%	58.4%
Rate of removable appliances per 100 fixed appliances - proposed treatment (rolling 12 month period)	0	432	0.00	7.01	5.64
Rate of removable appliances per 100 fixed appliances - completed treatment (rolling 12 month period)	2	487	0.41	6.51	4.81
% of courses of treatment with removable appliances only - proposed treatment (rolling 12 month period)	0	222	0.0%	2.5%	2.0%
% of courses of treatment with removable appliances only - completed treatment (rolling 12 month period)	0	252	0.0%	1.6%	1.5%
% of patients satisfied with the treatment they have received (rolling 12 month period)	7	8	87.5%	95.3%	96.0%

\* Figures in italics indicate that the base number is less than 100.

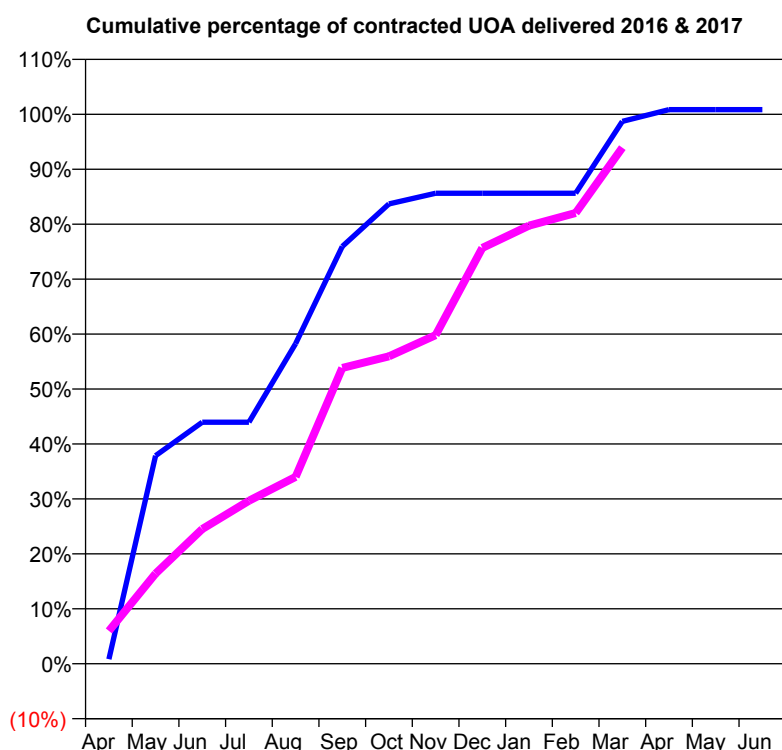
**Q58 - Vital Signs Orthodontic At a Glance Contract Report for 869732/0002 - March 2017**

Name or company name	MR RE TUTTON
Contract type name	PDS Contract
Purpose of contract	Orthodontic
Contract start date	30/03/2010
Contract end date	31/03/2018

16/17 Contracted general activity (UDA)	0
Carry forward general activity (UDA)	0
16/17 Contracted orthodontic activity (UOA)	1,085
Carry forward orthodontic activity (UOA)	0
Baseline contract value	£64,320.80

**ACCESS**

	Contract	England and Wales
24 month ratio of assessments to patient IDs	1.02	1.09

**ACTIVITY**


Month	Adjusted Scheduled Activity (UOA)	
	2016	2017
April	9	65
May	411	178
June	477	266
July	477	322
August	632	369
September	824	584
October	908	607
November	929	649
December	929	821
January	929	865
February	929	890
March	1,071	1,019
April	1,094	
May	1,094	
June	1,094	

**QUALITY**

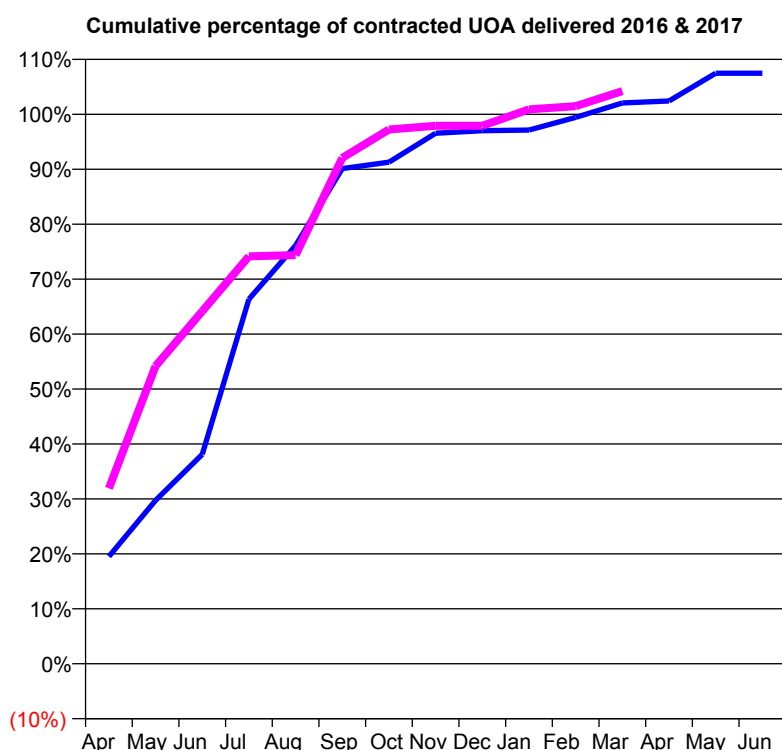
	Contract Quantity	Contract Base Number	Contract *	Region	England
% of all assessments that were assess and fit appliances (rolling 12 month period)	50	93	53.8%	55.8%	56.6%
% of all assessments that were assess and refuse (rolling 12 month period)	23	93	24.7%	11.1%	11.8%
% of all assessments that were assess and review (rolling 12 month period)	20	93	21.5%	33.1%	31.6%
% of terminated courses where treatment was abandoned or discontinued (rolling 12 month period)	4	56	7.1%	8.6%	7.7%
% of completed treatments indicating that PAR score was taken (year to date)	52	52	100.0%	57.9%	58.4%
Rate of removable appliances per 100 fixed appliances - proposed treatment (rolling 12 month period)	5	83	6.02	7.01	5.64
Rate of removable appliances per 100 fixed appliances - completed treatment (rolling 12 month period)	4	80	5.00	6.51	4.81
% of courses of treatment with removable appliances only - proposed treatment (rolling 12 month period)	0	50	0.0%	2.5%	2.0%
% of courses of treatment with removable appliances only - completed treatment (rolling 12 month period)	1	52	1.9%	1.6%	1.5%
% of patients satisfied with the treatment they have received (rolling 12 month period)	2	2	100.0%	95.3%	96.0%

\* Figures in italics indicate that the base number is less than 100.

**Q58 - Vital Signs Orthodontic At a Glance Contract Report for 908312/0001 - March 2017**

Name or company name	MR CW LEWIS	16/17 Contracted general activity (UDA)	450
Contract type name	GDS Contract	Carry forward general activity (UDA)	-9
Purpose of contract	General and Orthodontic	16/17 Contracted orthodontic activity (UOA)	871
Contract start date	01/04/2006	Carry forward orthodontic activity (UOA)	0
Contract end date		Baseline contract value	£71,902.14

ACCESS	Contract	England and Wales
24 month ratio of assessments to patient IDs	1.27	1.09

**ACTIVITY**


Month	Adjusted Scheduled Activity (UOA)	
	2016	2017
April	170	278
May	259	472
June	332	559
July	578	646
August	663	648
September	785	802
October	795	847
November	841	853
December	845	853
January	846	879
February	866	884
March	889	908
April	892	
May	936	
June	936	

QUALITY	Contract Quantity	Contract Base Number	Contract *	Region	England
% of all assessments that were assess and fit appliances (rolling 12 month period)	43	95	45.3%	55.8%	56.6%
% of all assessments that were assess and refuse (rolling 12 month period)	12	95	12.6%	11.1%	11.8%
% of all assessments that were assess and review (rolling 12 month period)	40	95	42.1%	33.1%	31.6%
% of terminated courses where treatment was abandoned or discontinued (rolling 12 month period)	2	24	8.3%	8.6%	7.7%
% of completed treatments indicating that PAR score was taken (year to date)	11	22	50.0%	57.9%	58.4%
Rate of removable appliances per 100 fixed appliances - proposed treatment (rolling 12 month period)	0	29	0.00	7.01	5.64
Rate of removable appliances per 100 fixed appliances - completed treatment (rolling 12 month period)	0	10	0.00	6.51	4.81
% of courses of treatment with removable appliances only - proposed treatment (rolling 12 month period)	0	43	0.0%	2.5%	2.0%
% of courses of treatment with removable appliances only - completed treatment (rolling 12 month period)	0	22	0.0%	1.6%	1.5%
% of patients satisfied with the treatment they have received (rolling 12 month period)	2	2	100.0%	95.3%	96.0%

\* Figures in italics indicate that the base number is less than 100.



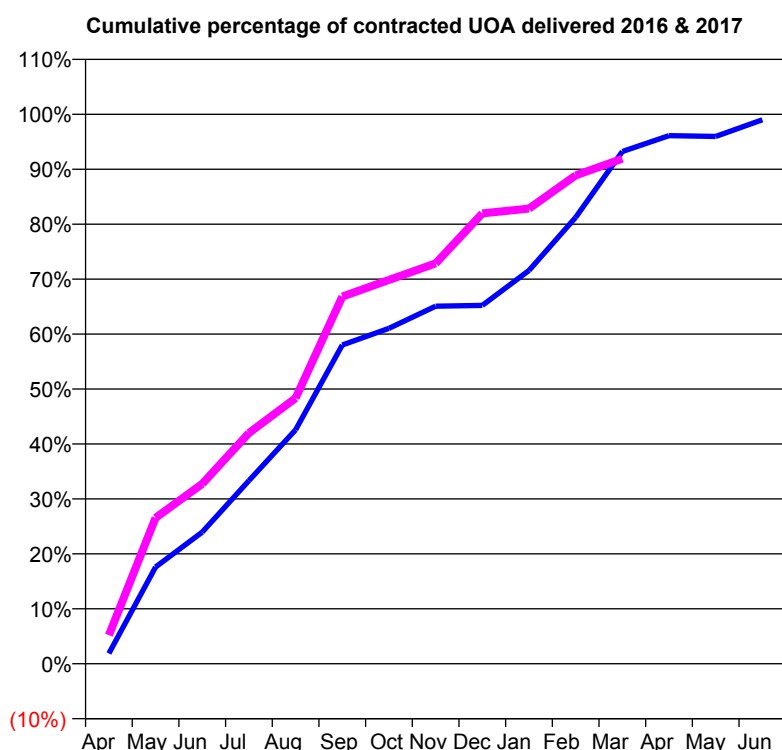
**Q58 - Vital Signs Orthodontic At a Glance Contract Report for 917125/0002 - March 2017**

Name or company name	Facial Aesthetic (UK) Ltd
Contract type name	GDS Contract
Purpose of contract	Orthodontic
Contract start date	01/04/2006
Contract end date	

16/17 Contracted general activity (UDA)	0
Carry forward general activity (UDA)	0
16/17 Contracted orthodontic activity (UOA)	693
Carry forward orthodontic activity (UOA)	7
Baseline contract value	£44,936.26

**ACCESS**

	Contract	England and Wales
24 month ratio of assessments to patient IDs	1.11	1.09

**ACTIVITY**


Month	Adjusted Scheduled Activity (UOA)	
	2016	2017
April	13	36
May	122	184
June	166	227
July	231	291
August	295	335
September	402	463
October	423	484
November	451	505
December	452	568
January	496	574
February	563	616
March	646	637
April	666	
May	665	
June	686	

**QUALITY**

	Contract Quantity	Contract Base Number	Contract *	Region	England
% of all assessments that were assess and fit appliances (rolling 12 month period)	32	46	69.6%	55.8%	56.6%
% of all assessments that were assess and refuse (rolling 12 month period)	6	46	13.0%	11.1%	11.8%
% of all assessments that were assess and review (rolling 12 month period)	8	46	17.4%	33.1%	31.6%
% of terminated courses where treatment was abandoned or discontinued (rolling 12 month period)	1	32	3.1%	8.6%	7.7%
% of completed treatments indicating that PAR score was taken (year to date)	18	31	58.1%	57.9%	58.4%
Rate of removable appliances per 100 fixed appliances - proposed treatment (rolling 12 month period)	1	64	1.56	7.01	5.64
Rate of removable appliances per 100 fixed appliances - completed treatment (rolling 12 month period)	0	48	0.00	6.51	4.81
% of courses of treatment with removable appliances only - proposed treatment (rolling 12 month period)	0	32	0.0%	2.5%	2.0%
% of courses of treatment with removable appliances only - completed treatment (rolling 12 month period)	0	31	0.0%	1.6%	1.5%
% of patients satisfied with the treatment they have received (rolling 12 month period)	1	2	50.0%	95.3%	96.0%

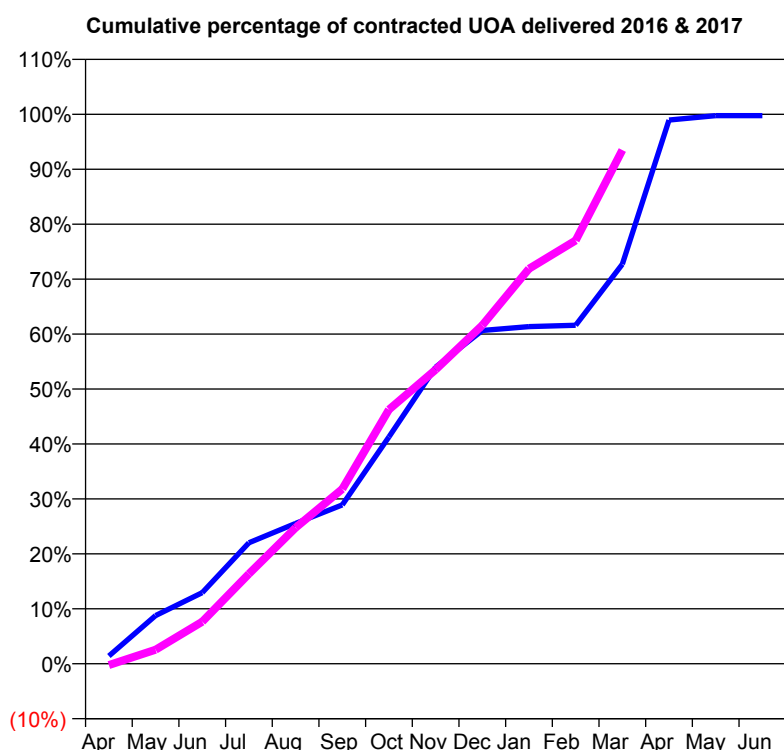
\* Figures in italics indicate that the base number is less than 100.

**Q58 - Vital Signs Orthodontic At a Glance Contract Report for 951277/0001 - March 2017**

Name or company name	MS M REINACH
Contract type name	PDS Contract
Purpose of contract	Orthodontic
Contract start date	01/04/2006
Contract end date	31/03/2019

16/17 Contracted general activity (UDA)	0
Carry forward general activity (UDA)	0
16/17 Contracted orthodontic activity (UOA)	7,807
Carry forward orthodontic activity (UOA)	19
Baseline contract value	£481,302.97

ACCESS	Contract	England and Wales
24 month ratio of assessments to patient IDs	1.07	1.09

**ACTIVITY**


Month	Adjusted Scheduled Activity (UOA)	
	2016	2017
April	111	-19
May	685	199
June	1,011	598
July	1,719	1,278
August	1,994	1,933
September	2,258	2,483
October	3,224	3,612
November	4,214	4,179
December	4,735	4,809
January	4,791	5,612
February	4,810	6,015
March	5,677	7,299
April	7,725	
May	7,788	
June	7,788	

QUALITY	Contract Quantity	Contract Base Number	Contract *	Region	England
% of all assessments that were assess and fit appliances (rolling 12 month period)	469	470	99.8%	55.8%	56.6%
% of all assessments that were assess and refuse (rolling 12 month period)	1	470	0.2%	11.1%	11.8%
% of all assessments that were assess and review (rolling 12 month period)	0	470	0.0%	33.1%	31.6%
% of terminated courses where treatment was abandoned or discontinued (rolling 12 month period)	38	336	11.3%	8.6%	7.7%
% of completed treatments indicating that PAR score was taken (year to date)	270	297	90.9%	57.9%	58.4%
Rate of removable appliances per 100 fixed appliances - proposed treatment (rolling 12 month period)	18	892	2.02	7.01	5.64
Rate of removable appliances per 100 fixed appliances - completed treatment (rolling 12 month period)	0	8	0.00	6.51	4.81
% of courses of treatment with removable appliances only - proposed treatment (rolling 12 month period)	16	469	3.4%	2.5%	2.0%
% of courses of treatment with removable appliances only - completed treatment (rolling 12 month period)	0	298	0.0%	1.6%	1.5%
% of patients satisfied with the treatment they have received (rolling 12 month period)	16	16	100.0%	95.3%	96.0%

\* Figures in italics indicate that the base number is less than 100.

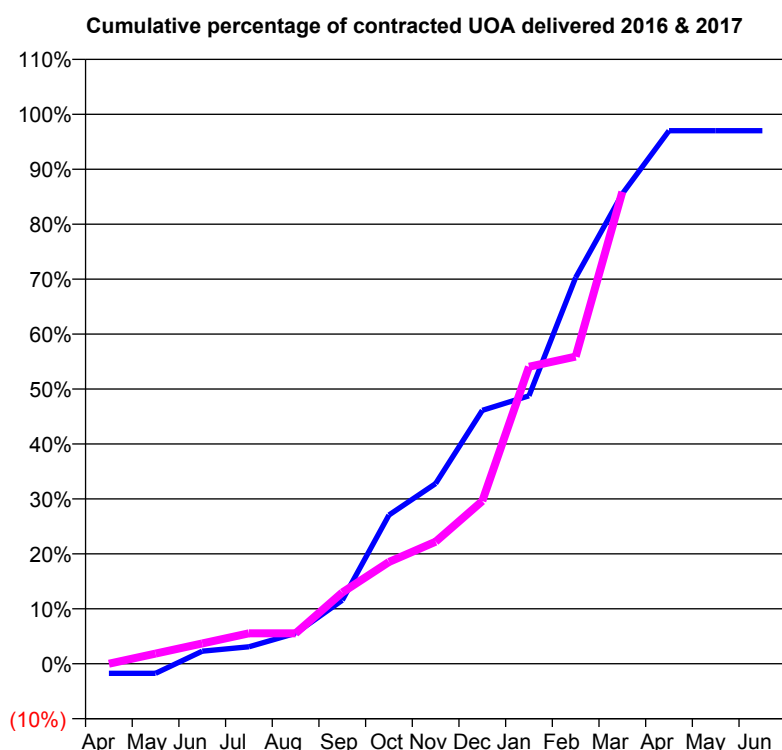
**Q59 - Vital Signs Orthodontic At a Glance Contract Report for 101281/0034 - March 2017**

Name or company name	OASIS DENTAL CARE LTD
Contract type name	GDS Contract
Purpose of contract	General and Orthodontic
Contract start date	01/04/2006
Contract end date	

16/17 Contracted general activity (UDA)	7,246
Carry forward general activity (UDA)	-143
16/17 Contracted orthodontic activity (UOA)	1,134
Carry forward orthodontic activity (UOA)	0
Baseline contract value	£247,080.38

**ACCESS**

	Contract	England and Wales
24 month ratio of assessments to patient IDs	1.09	1.09

**ACTIVITY**


Month	Adjusted Scheduled Activity (UOA)	
	2016	2017
April	-20	0
May	-20	21
June	26	42
July	35	63
August	63	63
September	131	147
October	307	210
November	372	252
December	523	336
January	553	613
February	797	634
March	970	974
April	1,100	
May	1,100	
June	1,100	

**QUALITY**

	Contract Quantity	Contract Base Number	Contract *	Region	England
% of all assessments that were assess and fit appliances (rolling 12 month period)	54	58	93.1%	55.8%	56.6%
% of all assessments that were assess and refuse (rolling 12 month period)	1	58	1.7%	11.1%	11.8%
% of all assessments that were assess and review (rolling 12 month period)	3	58	5.2%	33.1%	31.6%
% of terminated courses where treatment was abandoned or discontinued (rolling 12 month period)	0	11	0.0%	8.6%	7.7%
% of completed treatments indicating that PAR score was taken (year to date)	0	11	0.0%	57.9%	58.4%
Rate of removable appliances per 100 fixed appliances - proposed treatment (rolling 12 month period)	4	105	3.81	7.01	5.64
Rate of removable appliances per 100 fixed appliances - completed treatment (rolling 12 month period)	0	13	0.00	6.51	4.81
% of courses of treatment with removable appliances only - proposed treatment (rolling 12 month period)	0	54	0.0%	2.5%	2.0%
% of courses of treatment with removable appliances only - completed treatment (rolling 12 month period)	0	11	0.0%	1.6%	1.5%
% of patients satisfied with the treatment they have received (rolling 12 month period)	1	1	100.0%	95.3%	96.0%

\* Figures in italics indicate that the base number is less than 100.

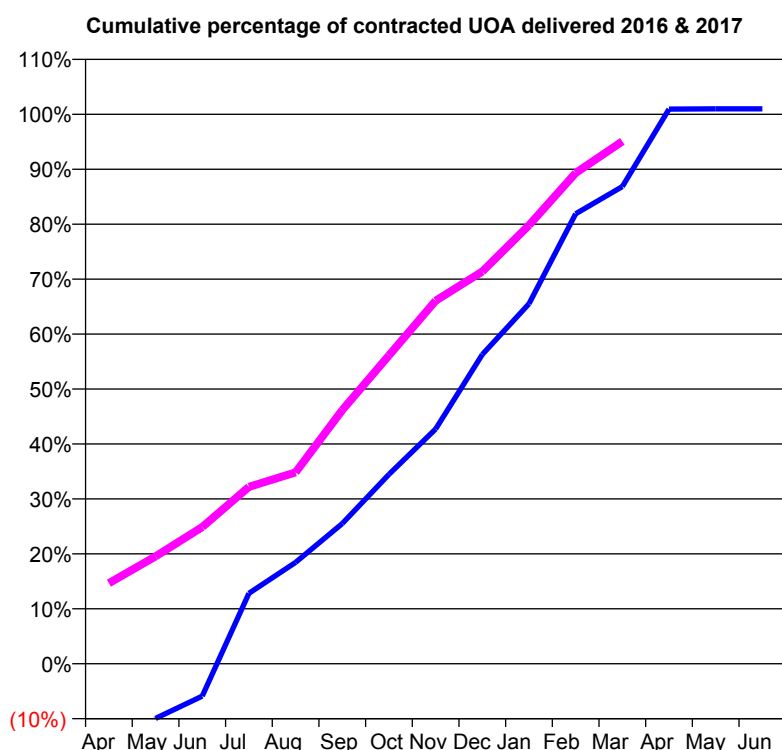
**Q59 - Vital Signs Orthodontic At a Glance Contract Report for 101281/0077 - March 2017**

Name or company name	OASIS DENTAL CARE LTD
Contract type name	GDS Contract
Purpose of contract	General and Orthodontic
Contract start date	01/04/2006
Contract end date	

16/17 Contracted general activity (UDA)	33,200
Carry forward general activity (UDA)	432
16/17 Contracted orthodontic activity (UOA)	3,163
Carry forward orthodontic activity (UOA)	0
Baseline contract value	£941,742.53

**ACCESS**

	Contract	England and Wales
24 month ratio of assessments to patient IDs	1.17	1.09

**ACTIVITY**


Month	Adjusted Scheduled Activity (UOA)	
	2016	2017
April	-624	464
May	-315	618
June	-187	787
July	406	1,018
August	584	1,102
September	807	1,460
October	1,090	1,775
November	1,351	2,090
December	1,780	2,258
January	2,072	2,524
February	2,590	2,825
March	2,747	3,007
April	3,193	
May	3,194	
June	3,194	

**QUALITY**

	Contract Quantity	Contract Base Number	Contract *	Region	England
% of all assessments that were assess and fit appliances (rolling 12 month period)	161	333	48.3%	55.8%	56.6%
% of all assessments that were assess and refuse (rolling 12 month period)	26	333	7.8%	11.1%	11.8%
% of all assessments that were assess and review (rolling 12 month period)	146	333	43.8%	33.1%	31.6%
% of terminated courses where treatment was abandoned or discontinued (rolling 12 month period)	15	201	7.5%	8.6%	7.7%
% of completed treatments indicating that PAR score was taken (year to date)	49	181	27.1%	57.9%	58.4%
Rate of removable appliances per 100 fixed appliances - proposed treatment (rolling 12 month period)	7	318	2.20	7.01	5.64
Rate of removable appliances per 100 fixed appliances - completed treatment (rolling 12 month period)	21	357	5.88	6.51	4.81
% of courses of treatment with removable appliances only - proposed treatment (rolling 12 month period)	1	161	0.6%	2.5%	2.0%
% of courses of treatment with removable appliances only - completed treatment (rolling 12 month period)	5	186	2.7%	1.6%	1.5%
% of patients satisfied with the treatment they have received (rolling 12 month period)	5	5	100.0%	95.3%	96.0%

\* Figures in italics indicate that the base number is less than 100.

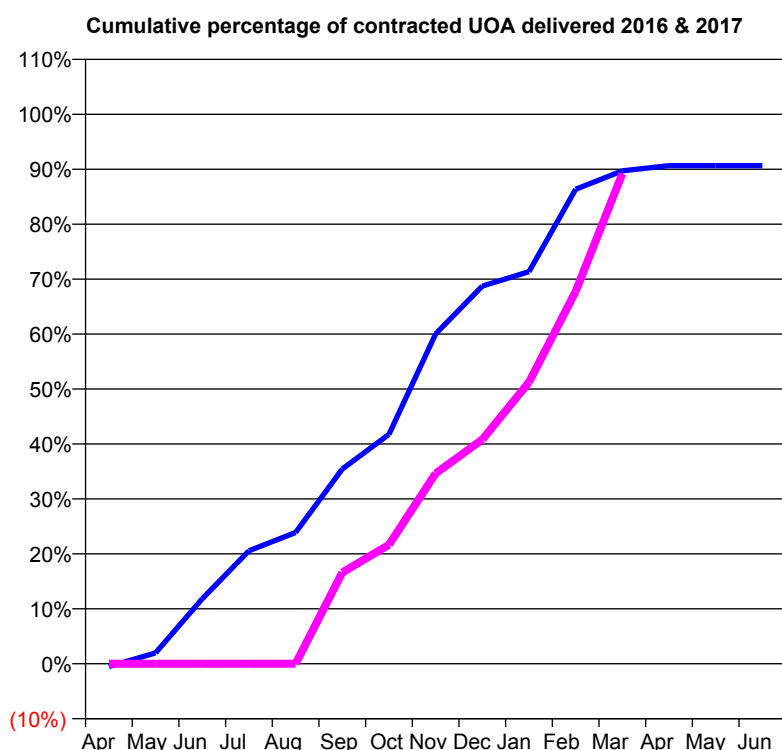
**Q59 - Vital Signs Orthodontic At a Glance Contract Report for 101370/0033 - March 2017**

Name or company name	Petrie Tucker and Partners Ltd
Contract type name	GDS Contract
Purpose of contract	General and Orthodontic
Contract start date	01/04/2006
Contract end date	

16/17 Contracted general activity (UDA)	2,300
Carry forward general activity (UDA)	0
16/17 Contracted orthodontic activity (UOA)	4,510
Carry forward orthodontic activity (UOA)	0
Baseline contract value	£354,669.02

**ACCESS**

	Contract	England and Wales
24 month ratio of assessments to patient IDs	1.10	1.09

**ACTIVITY**


Month	Adjusted Scheduled Activity (UOA)	
	2016	2017
April	-23	1
May	89	1
June	534	1
July	928	1
August	1,077	1
September	1,598	749
October	1,883	976
November	2,707	1,563
December	3,100	1,841
January	3,218	2,311
February	3,895	3,056
March	4,046	4,023
April	4,088	
May	4,088	
June	4,088	

**QUALITY**

	Contract Quantity	Contract Base Number	Contract *	Region	England
% of all assessments that were assess and fit appliances (rolling 12 month period)	179	477	37.5%	55.8%	56.6%
% of all assessments that were assess and refuse (rolling 12 month period)	66	477	13.8%	11.1%	11.8%
% of all assessments that were assess and review (rolling 12 month period)	232	477	48.6%	33.1%	31.6%
% of terminated courses where treatment was abandoned or discontinued (rolling 12 month period)	14	57	24.6%	8.6%	7.7%
% of completed treatments indicating that PAR score was taken (year to date)	2	43	4.7%	57.9%	58.4%
Rate of removable appliances per 100 fixed appliances - proposed treatment (rolling 12 month period)	2	348	0.57	7.01	5.64
Rate of removable appliances per 100 fixed appliances - completed treatment (rolling 12 month period)	8	69	11.59	6.51	4.81
% of courses of treatment with removable appliances only - proposed treatment (rolling 12 month period)	0	179	0.0%	2.5%	2.0%
% of courses of treatment with removable appliances only - completed treatment (rolling 12 month period)	1	43	2.3%	1.6%	1.5%
% of patients satisfied with the treatment they have received (rolling 12 month period)	4	4	100.0%	95.3%	96.0%

\* Figures in italics indicate that the base number is less than 100.

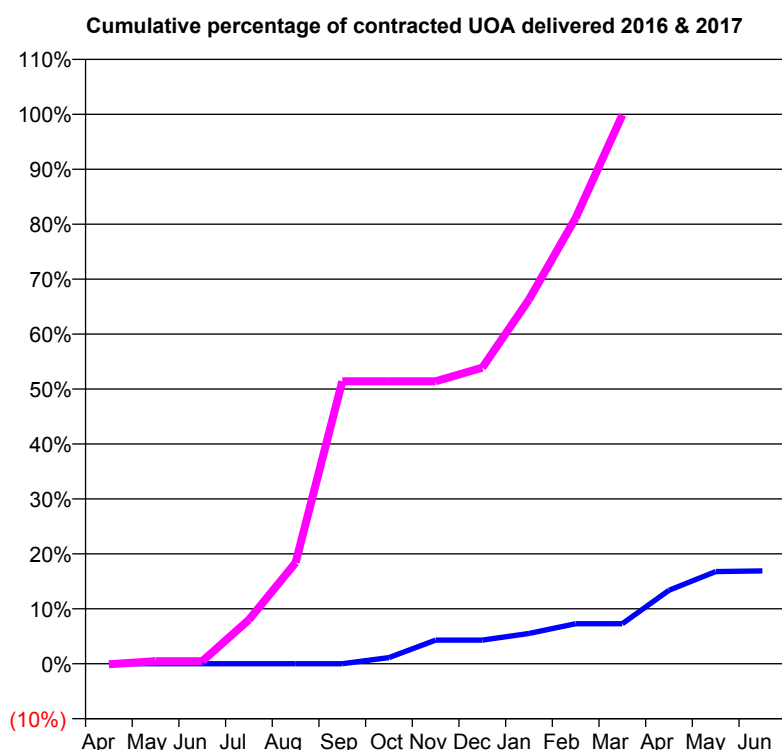
**Q59 - Vital Signs Orthodontic At a Glance Contract Report for 104213/0001 - March 2017**

Name or company name	Clearly Orthodontics Limited
Contract type name	PDS Contract
Purpose of contract	Orthodontic
Contract start date	01/07/2015
Contract end date	31/03/2018

16/17 Contracted general activity (UDA)	0
Carry forward general activity (UDA)	0
16/17 Contracted orthodontic activity (UOA)	848
Carry forward orthodontic activity (UOA)	1
Baseline contract value	£50,273.16

**ACCESS**

	Contract	England and Wales
24 month ratio of assessments to patient IDs	1.04	1.09

**ACTIVITY**


Month	Adjusted Scheduled Activity (UOA)	
	2016	2017
April	0	-1
May	0	4
June	0	4
July	0	68
August	0	156
September	0	436
October	42	436
November	160	436
December	160	457
January	205	562
February	271	688
March	271	847
April	497	
May	623	
June	628	

**QUALITY**

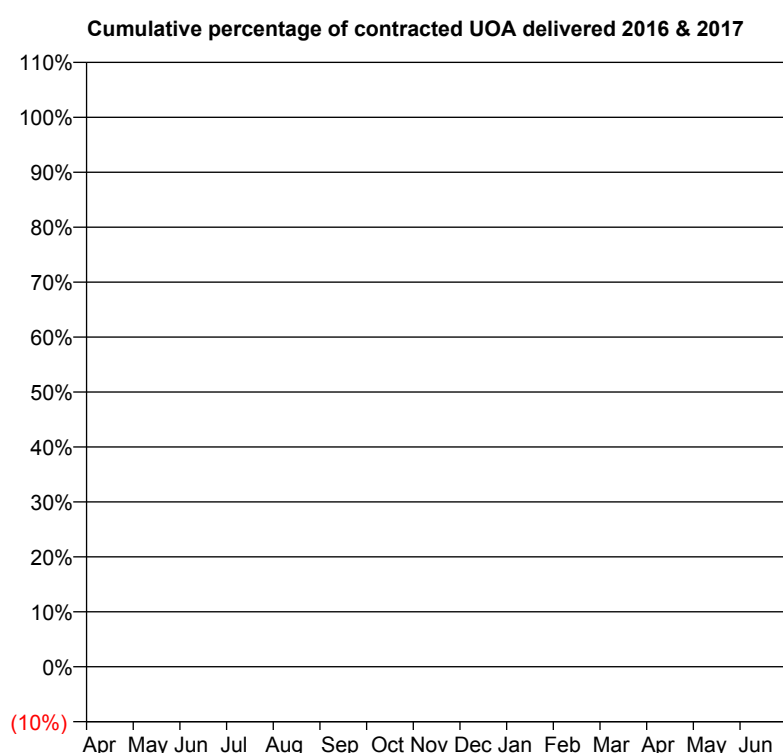
	Contract Quantity	Contract Base Number	Contract *	Region	England
% of all assessments that were assess and fit appliances (rolling 12 month period)	55	105	52.4%	55.8%	56.6%
% of all assessments that were assess and refuse (rolling 12 month period)	8	105	7.6%	11.1%	11.8%
% of all assessments that were assess and review (rolling 12 month period)	42	105	40.0%	33.1%	31.6%
% of terminated courses where treatment was abandoned or discontinued (rolling 12 month period)	0	0	N/A	8.6%	7.7%
% of completed treatments indicating that PAR score was taken (year to date)	0	0	N/A	57.9%	58.4%
Rate of removable appliances per 100 fixed appliances - proposed treatment (rolling 12 month period)	0	0	N/A	7.01	5.64
Rate of removable appliances per 100 fixed appliances - completed treatment (rolling 12 month period)	0	0	N/A	6.51	4.81
% of courses of treatment with removable appliances only - proposed treatment (rolling 12 month period)	0	55	0.0%	2.5%	2.0%
% of courses of treatment with removable appliances only - completed treatment (rolling 12 month period)	0	0	N/A	1.6%	1.5%
% of patients satisfied with the treatment they have received (rolling 12 month period)	2	2	100.0%	95.3%	96.0%

\* Figures in italics indicate that the base number is less than 100.

**Q59 - Vital Signs Orthodontic At a Glance Contract Report for 104213/0002 - March 2017**

Name or company name	Clearly Orthodontics Limited	16/17 Contracted general activity (UDA)	0
Contract type name	PDS Contract	Carry forward general activity (UDA)	0
Purpose of contract	Orthodontic	16/17 Contracted orthodontic activity (UOA)	0
Contract start date	01/07/2015	Carry forward orthodontic activity (UOA)	0
Contract end date	30/09/2017	Baseline contract value	£259,559.00

ACCESS	Contract	England and Wales
24 month ratio of assessments to patient IDs	1.06	1.09

**ACTIVITY**


Month	Adjusted Scheduled Activity (UOA)	
	2016	2017
April	0	0
May	0	256
June	0	387
July	0	1,047
August	0	1,220
September	450	1,331
October	588	1,510
November	867	1,916
December	1,066	2,224
January	1,365	2,572
February	1,622	2,783
March	1,950	3,004
April	1,950	
May	2,076	
June	2,076	

**QUALITY**

	Contract Quantity	Contract Base Number	Contract *	Region	England
% of all assessments that were assess and fit appliances (rolling 12 month period)	144	240	60.0%	55.8%	56.6%
% of all assessments that were assess and refuse (rolling 12 month period)	1	240	0.4%	11.1%	11.8%
% of all assessments that were assess and review (rolling 12 month period)	95	240	39.6%	33.1%	31.6%
% of terminated courses where treatment was abandoned or discontinued (rolling 12 month period)	0	0	N/A	8.6%	7.7%
% of completed treatments indicating that PAR score was taken (year to date)	0	0	N/A	57.9%	58.4%
Rate of removable appliances per 100 fixed appliances - proposed treatment (rolling 12 month period)	0	0	N/A	7.01	5.64
Rate of removable appliances per 100 fixed appliances - completed treatment (rolling 12 month period)	0	0	N/A	6.51	4.81
% of courses of treatment with removable appliances only - proposed treatment (rolling 12 month period)	0	144	0.0%	2.5%	2.0%
% of courses of treatment with removable appliances only - completed treatment (rolling 12 month period)	0	0	N/A	1.6%	1.5%
% of patients satisfied with the treatment they have received (rolling 12 month period)	5	5	100.0%	95.3%	96.0%

\* Figures in italics indicate that the base number is less than 100.

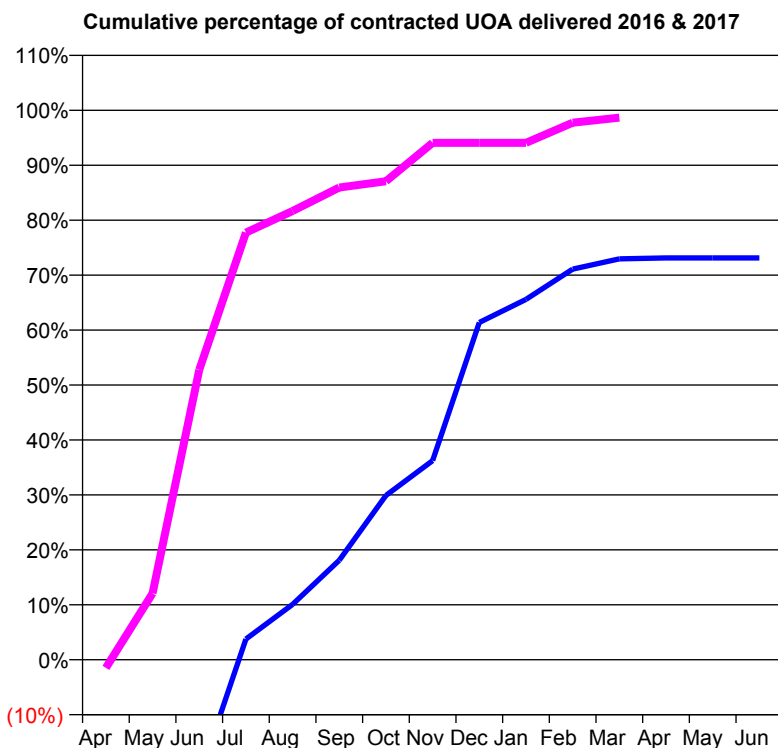
**Q59 - Vital Signs Orthodontic At a Glance Contract Report for 117250/0002 - March 2017**

Name or company name	Hallcross Dental Practices Limited
Contract type name	PDS Contract
Purpose of contract	General and Orthodontic
Contract start date	01/04/2008
Contract end date	31/03/2018

16/17 Contracted general activity (UDA)	0
Carry forward general activity (UDA)	0
16/17 Contracted orthodontic activity (UOA)	2,291
Carry forward orthodontic activity (UOA)	49
Baseline contract value	£152,597.66

**ACCESS**

	Contract	England and Wales
24 month ratio of assessments to patient IDs	1.07	1.09

**ACTIVITY**


Month	Adjusted Scheduled Activity (UOA)	
	2016	2017
April	-2,085	-34
May	-1,295	277
June	-663	1,209
July	117	1,781
August	313	1,871
September	562	1,969
October	928	1,995
November	1,125	2,155
December	1,905	2,155
January	2,036	2,155
February	2,207	2,239
March	2,265	2,260
April	2,270	
May	2,270	
June	2,270	

**QUALITY**

	Contract Quantity	Contract Base Number	Contract *	Region	England
% of all assessments that were assess and fit appliances (rolling 12 month period)	106	241	44.0%	55.8%	56.6%
% of all assessments that were assess and refuse (rolling 12 month period)	38	241	15.8%	11.1%	11.8%
% of all assessments that were assess and review (rolling 12 month period)	97	241	40.2%	33.1%	31.6%
% of terminated courses where treatment was abandoned or discontinued (rolling 12 month period)	12	202	5.9%	8.6%	7.7%
% of completed treatments indicating that PAR score was taken (year to date)	30	163	18.4%	57.9%	58.4%
Rate of removable appliances per 100 fixed appliances - proposed treatment (rolling 12 month period)	3	35	8.57	7.01	5.64
Rate of removable appliances per 100 fixed appliances - completed treatment (rolling 12 month period)	4	286	1.40	6.51	4.81
% of courses of treatment with removable appliances only - proposed treatment (rolling 12 month period)	3	106	2.8%	2.5%	2.0%
% of courses of treatment with removable appliances only - completed treatment (rolling 12 month period)	4	190	2.1%	1.6%	1.5%
% of patients satisfied with the treatment they have received (rolling 12 month period)	6	7	85.7%	95.3%	96.0%

\* Figures in italics indicate that the base number is less than 100.



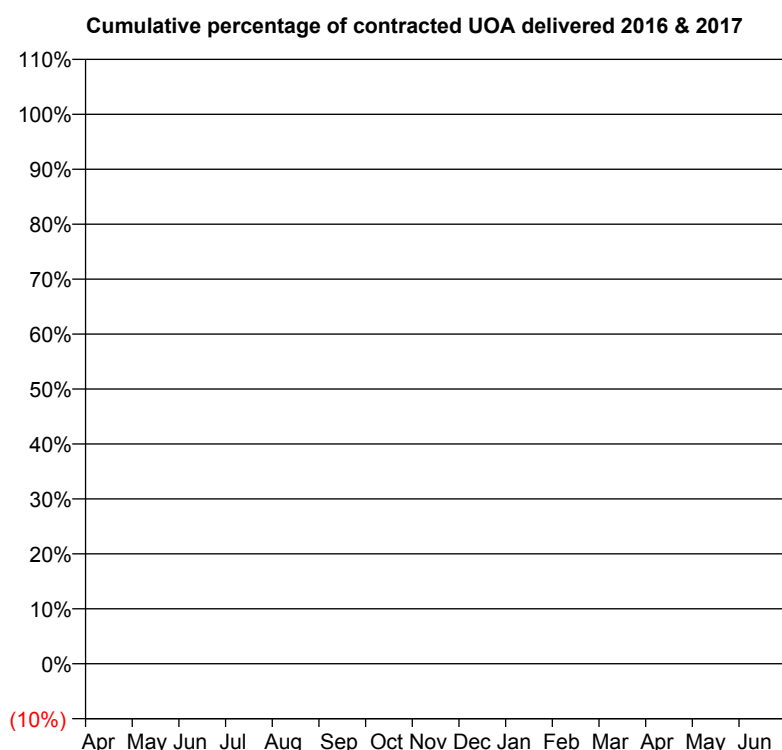
**Q59 - Vital Signs Orthodontic At a Glance Contract Report for 117250/0005 - March 2017**

Name or company name	Hallcross Dental Practices Limited
Contract type name	PDS Contract
Purpose of contract	General and Orthodontic
Contract start date	01/01/2012
Contract end date	30/09/2017

16/17 Contracted general activity (UDA)	0
Carry forward general activity (UDA)	0
16/17 Contracted orthodontic activity (UOA)	0
Carry forward orthodontic activity (UOA)	0
Baseline contract value	£190,822.01

**ACCESS**

	Contract	England and Wales
24 month ratio of assessments to patient IDs	1.04	1.09

**ACTIVITY**


Month	Adjusted Scheduled Activity (UOA)	
	2016	2017
April	0	0
May	85	211
June	169	345
July	282	542
August	458	735
September	566	825
October	699	997
November	877	1,173
December	1,033	1,454
January	1,181	1,711
February	1,397	1,905
March	1,478	2,272
April	1,585	
May	1,585	
June	1,585	

**QUALITY**

	Contract Quantity	Contract Base Number	Contract *	Region	England
% of all assessments that were assess and fit appliances (rolling 12 month period)	113	169	66.9%	55.8%	56.6%
% of all assessments that were assess and refuse (rolling 12 month period)	26	169	15.4%	11.1%	11.8%
% of all assessments that were assess and review (rolling 12 month period)	30	169	17.8%	33.1%	31.6%
% of terminated courses where treatment was abandoned or discontinued (rolling 12 month period)	1	118	0.8%	8.6%	7.7%
% of completed treatments indicating that PAR score was taken (year to date)	23	110	20.9%	57.9%	58.4%
Rate of removable appliances per 100 fixed appliances - proposed treatment (rolling 12 month period)	0	74	0.00	7.01	5.64
Rate of removable appliances per 100 fixed appliances - completed treatment (rolling 12 month period)	0	210	0.00	6.51	4.81
% of courses of treatment with removable appliances only - proposed treatment (rolling 12 month period)	0	113	0.0%	2.5%	2.0%
% of courses of treatment with removable appliances only - completed treatment (rolling 12 month period)	0	117	0.0%	1.6%	1.5%
% of patients satisfied with the treatment they have received (rolling 12 month period)	5	5	100.0%	95.3%	96.0%

\* Figures in italics indicate that the base number is less than 100.

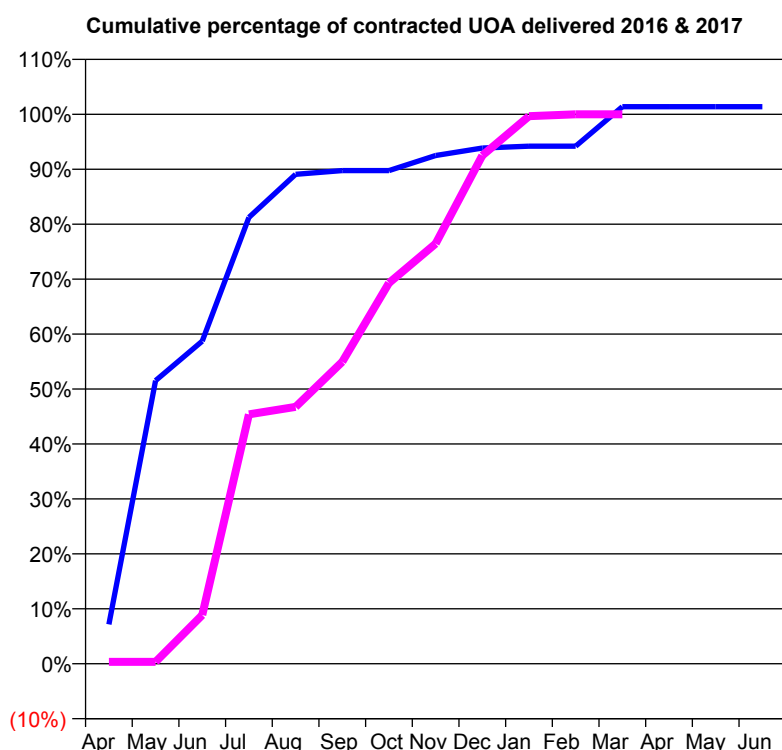
**Q59 - Vital Signs Orthodontic At a Glance Contract Report for 117412/0002 - March 2017**

Name or company name	HS Virdee Ltd
Contract type name	GDS Contract
Purpose of contract	General and Orthodontic
Contract start date	01/11/2007
Contract end date	

16/17 Contracted general activity (UDA)	10,777
Carry forward general activity (UDA)	-161
16/17 Contracted orthodontic activity (UOA)	293
Carry forward orthodontic activity (UOA)	0
Baseline contract value	£297,803.25

**ACCESS**

	Contract	England and Wales
24 month ratio of assessments to patient IDs	1.03	1.09

**ACTIVITY**


Month	Adjusted Scheduled Activity (UOA)	
	2016	2017
April	21	1
May	151	1
June	172	26
July	238	133
August	261	137
September	263	161
October	263	203
November	271	224
December	275	271
January	276	292
February	276	293
March	297	293
April	297	
May	297	
June	297	

**QUALITY**

	Contract Quantity	Contract Base Number	Contract *	Region	England
% of all assessments that were assess and fit appliances (rolling 12 month period)	14	30	46.7%	55.8%	56.6%
% of all assessments that were assess and refuse (rolling 12 month period)	7	30	23.3%	11.1%	11.8%
% of all assessments that were assess and review (rolling 12 month period)	9	30	30.0%	33.1%	31.6%
% of terminated courses where treatment was abandoned or discontinued (rolling 12 month period)	0	13	0.0%	8.6%	7.7%
% of completed treatments indicating that PAR score was taken (year to date)	12	13	92.3%	57.9%	58.4%
Rate of removable appliances per 100 fixed appliances - proposed treatment (rolling 12 month period)	1	22	4.55	7.01	5.64
Rate of removable appliances per 100 fixed appliances - completed treatment (rolling 12 month period)	1	23	4.35	6.51	4.81
% of courses of treatment with removable appliances only - proposed treatment (rolling 12 month period)	1	14	7.1%	2.5%	2.0%
% of courses of treatment with removable appliances only - completed treatment (rolling 12 month period)	1	13	7.7%	1.6%	1.5%
% of patients satisfied with the treatment they have received (rolling 12 month period)	1	1	100.0%	95.3%	96.0%

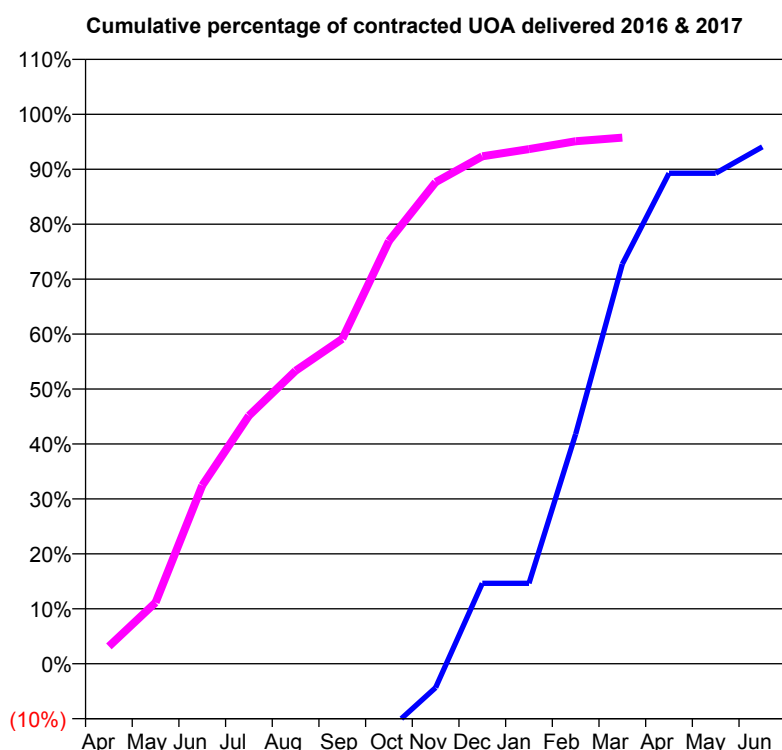
\* Figures in italics indicate that the base number is less than 100.

**Q59 - Vital Signs Orthodontic At a Glance Contract Report for 118680/0003 - March 2017**

Name or company name	Mr P Sitlu & Mr I Bhyat
Contract type name	GDS Contract
Purpose of contract	General and Orthodontic
Contract start date	09/12/2008
Contract end date	

16/17 Contracted general activity (UDA)	23,774
Carry forward general activity (UDA)	0
16/17 Contracted orthodontic activity (UOA)	915
Carry forward orthodontic activity (UOA)	0
Baseline contract value	£537,584.35

ACCESS	Contract	England and Wales
24 month ratio of assessments to patient IDs	1.09	1.09

**ACTIVITY**


Month	Adjusted Scheduled Activity (UOA)	
	2016	2017
April	-1,187	29
May	-971	102
June	-737	297
July	-397	413
August	-242	488
September	-217	541
October	-108	704
November	-39	802
December	131	845
January	131	857
February	374	870
March	651	876
April	799	
May	799	
June	842	

**QUALITY**

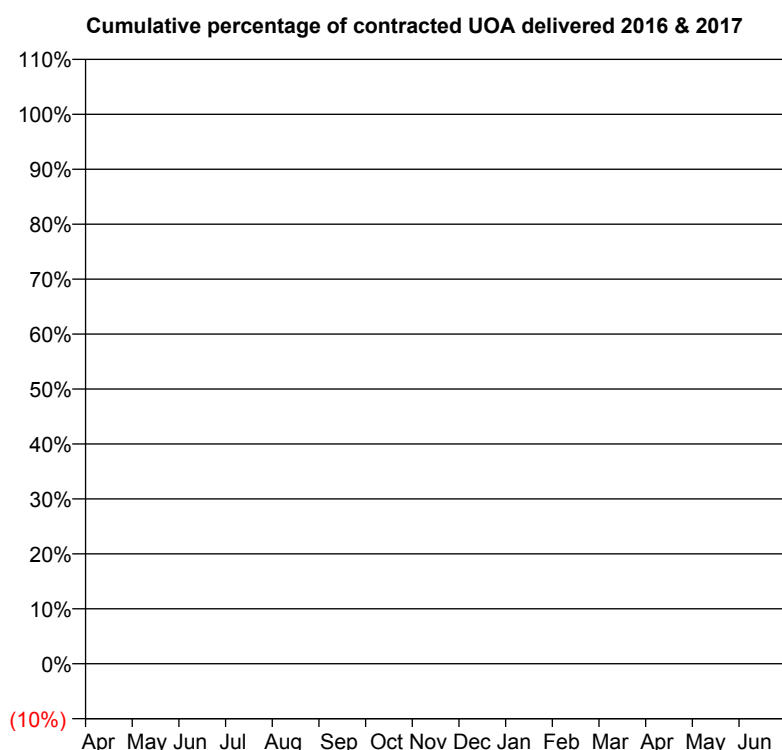
	Contract Quantity	Contract Base Number	Contract *	Region	England
% of all assessments that were assess and fit appliances (rolling 12 month period)	42	229	18.3%	55.8%	56.6%
% of all assessments that were assess and refuse (rolling 12 month period)	28	229	12.2%	11.1%	11.8%
% of all assessments that were assess and review (rolling 12 month period)	159	229	69.4%	33.1%	31.6%
% of terminated courses where treatment was abandoned or discontinued (rolling 12 month period)	6	134	4.5%	8.6%	7.7%
% of completed treatments indicating that PAR score was taken (year to date)	1	128	0.8%	57.9%	58.4%
Rate of removable appliances per 100 fixed appliances - proposed treatment (rolling 12 month period)	1	61	1.64	7.01	5.64
Rate of removable appliances per 100 fixed appliances - completed treatment (rolling 12 month period)	0	147	0.00	6.51	4.81
% of courses of treatment with removable appliances only - proposed treatment (rolling 12 month period)	1	42	2.4%	2.5%	2.0%
% of courses of treatment with removable appliances only - completed treatment (rolling 12 month period)	0	128	0.0%	1.6%	1.5%
% of patients satisfied with the treatment they have received (rolling 12 month period)	0	0	N/A	95.3%	96.0%

\* Figures in italics indicate that the base number is less than 100.

**Q59 - Vital Signs Orthodontic At a Glance Contract Report for 118680/0007 - March 2017**

Name or company name	Mr P Sitlu & Mr I Bhyat	16/17 Contracted general activity (UDA)	0
Contract type name	PDS Contract	Carry forward general activity (UDA)	0
Purpose of contract	General and Orthodontic	16/17 Contracted orthodontic activity (UOA)	0
Contract start date	01/01/2012	Carry forward orthodontic activity (UOA)	0
Contract end date	30/09/2017	Baseline contract value	£1.01

ACCESS	Contract	England and Wales
24 month ratio of assessments to patient IDs	1.02	1.09

**ACTIVITY**


Month	Adjusted Scheduled Activity (UOA)	
	2016	2017
April	0	0
May	0	0
June	64	0
July	151	0
August	278	1
September	320	2
October	363	2
November	386	2
December	556	2
January	556	2
February	622	2
March	622	2
April	622	
May	622	
June	622	

QUALITY	Contract Quantity	Contract Base Number	Contract *	Region	England
% of all assessments that were assess and fit appliances (rolling 12 month period)	0	2	0.0%	55.8%	56.6%
% of all assessments that were assess and refuse (rolling 12 month period)	0	2	0.0%	11.1%	11.8%
% of all assessments that were assess and review (rolling 12 month period)	2	2	100.0%	33.1%	31.6%
% of terminated courses where treatment was abandoned or discontinued (rolling 12 month period)	6	44	13.6%	8.6%	7.7%
% of completed treatments indicating that PAR score was taken (year to date)	0	38	0.0%	57.9%	58.4%
Rate of removable appliances per 100 fixed appliances - proposed treatment (rolling 12 month period)	0	0	N/A	7.01	5.64
Rate of removable appliances per 100 fixed appliances - completed treatment (rolling 12 month period)	0	50	0.00	6.51	4.81
% of courses of treatment with removable appliances only - proposed treatment (rolling 12 month period)	0	0	N/A	2.5%	2.0%
% of courses of treatment with removable appliances only - completed treatment (rolling 12 month period)	0	38	0.0%	1.6%	1.5%
% of patients satisfied with the treatment they have received (rolling 12 month period)	0	0	N/A	95.3%	96.0%

\* Figures in italics indicate that the base number is less than 100.

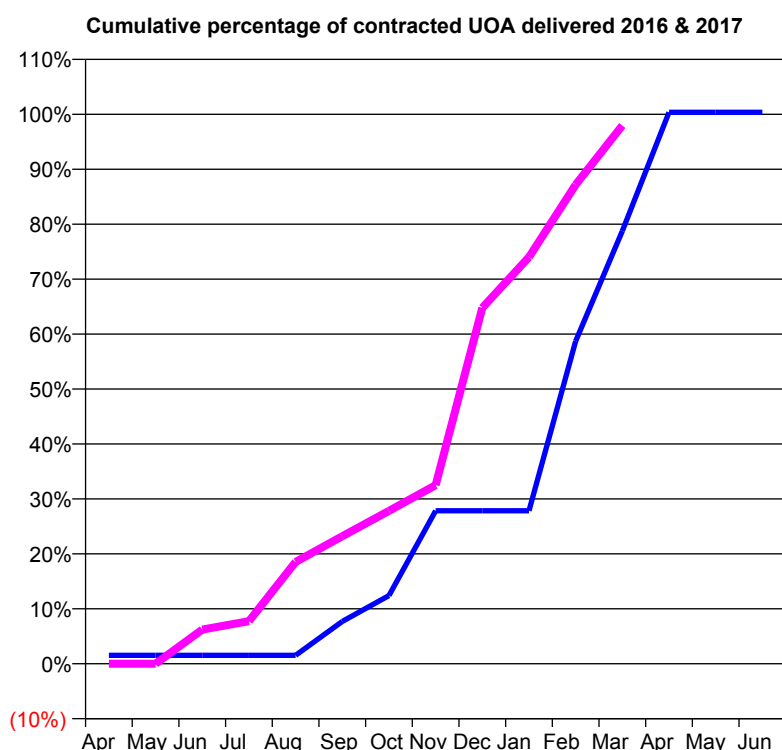
**Q59 - Vital Signs Orthodontic At a Glance Contract Report for 121789/0001 - March 2017**

Name or company name	Mr C Lucas, Mr M Hamburger, R Ingledew
Contract type name	GDS Contract
Purpose of contract	General and Orthodontic
Contract start date	01/04/2012
Contract end date	

16/17 Contracted general activity (UDA)	5,145
Carry forward general activity (UDA)	0
16/17 Contracted orthodontic activity (UOA)	1,366
Carry forward orthodontic activity (UOA)	0
Baseline contract value	£226,614.96

**ACCESS**

	Contract	England and Wales
24 month ratio of assessments to patient IDs	1.01	1.09

**ACTIVITY**


Month	Adjusted Scheduled Activity (UOA)	
	2016	2017
April	21	0
May	21	0
June	21	85
July	21	106
August	21	253
September	105	317
October	169	380
November	379	444
December	379	885
January	379	1,011
February	799	1,191
March	1,072	1,338
April	1,366	
May	1,366	
June	1,366	

**QUALITY**

	Contract Quantity	Contract Base Number	Contract *	Region	England
% of all assessments that were assess and fit appliances (rolling 12 month period)	80	83	96.4%	55.8%	56.6%
% of all assessments that were assess and refuse (rolling 12 month period)	1	83	1.2%	11.1%	11.8%
% of all assessments that were assess and review (rolling 12 month period)	2	83	2.4%	33.1%	31.6%
% of terminated courses where treatment was abandoned or discontinued (rolling 12 month period)	0	21	0.0%	8.6%	7.7%
% of completed treatments indicating that PAR score was taken (year to date)	1	21	4.8%	57.9%	58.4%
Rate of removable appliances per 100 fixed appliances - proposed treatment (rolling 12 month period)	6	145	4.14	7.01	5.64
Rate of removable appliances per 100 fixed appliances - completed treatment (rolling 12 month period)	1	32	3.13	6.51	4.81
% of courses of treatment with removable appliances only - proposed treatment (rolling 12 month period)	3	80	3.8%	2.5%	2.0%
% of courses of treatment with removable appliances only - completed treatment (rolling 12 month period)	0	21	0.0%	1.6%	1.5%
% of patients satisfied with the treatment they have received (rolling 12 month period)	6	6	100.0%	95.3%	96.0%

\* Figures in italics indicate that the base number is less than 100.

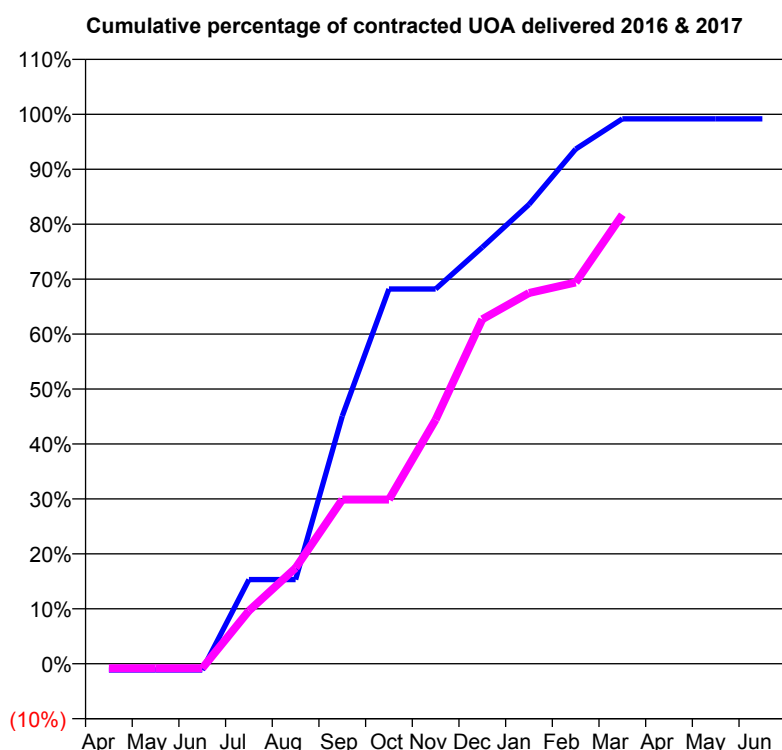
**Q59 - Vital Signs Orthodontic At a Glance Contract Report for 123218/0001 - March 2017**

Name or company name	Dayadent Limited
Contract type name	GDS Contract
Purpose of contract	General and Orthodontic
Contract start date	01/04/2008
Contract end date	

16/17 Contracted general activity (UDA)	5,452
Carry forward general activity (UDA)	-56
16/17 Contracted orthodontic activity (UOA)	1,657
Carry forward orthodontic activity (UOA)	14
Baseline contract value	£282,351.44

**ACCESS**

	Contract	England and Wales
24 month ratio of assessments to patient IDs	1.14	1.09

**ACTIVITY**


Month	Adjusted Scheduled Activity (UOA)	
	2016	2017
April	-19	-14
May	-19	-14
June	-19	-14
July	254	160
August	254	289
September	747	495
October	1,130	495
November	1,130	736
December	1,256	1,039
January	1,385	1,118
February	1,552	1,150
March	1,643	1,354
April	1,643	
May	1,643	
June	1,643	

**QUALITY**

	Contract Quantity	Contract Base Number	Contract *	Region	England
% of all assessments that were assess and fit appliances (rolling 12 month period)	61	169	36.1%	55.8%	56.6%
% of all assessments that were assess and refuse (rolling 12 month period)	20	169	11.8%	11.1%	11.8%
% of all assessments that were assess and review (rolling 12 month period)	88	169	52.1%	33.1%	31.6%
% of terminated courses where treatment was abandoned or discontinued (rolling 12 month period)	0	0	N/A	8.6%	7.7%
% of completed treatments indicating that PAR score was taken (year to date)	0	0	N/A	57.9%	58.4%
Rate of removable appliances per 100 fixed appliances - proposed treatment (rolling 12 month period)	0	12	0.00	7.01	5.64
Rate of removable appliances per 100 fixed appliances - completed treatment (rolling 12 month period)	0	0	N/A	6.51	4.81
% of courses of treatment with removable appliances only - proposed treatment (rolling 12 month period)	0	61	0.0%	2.5%	2.0%
% of courses of treatment with removable appliances only - completed treatment (rolling 12 month period)	0	0	N/A	1.6%	1.5%
% of patients satisfied with the treatment they have received (rolling 12 month period)	3	3	100.0%	95.3%	96.0%

\* Figures in italics indicate that the base number is less than 100.

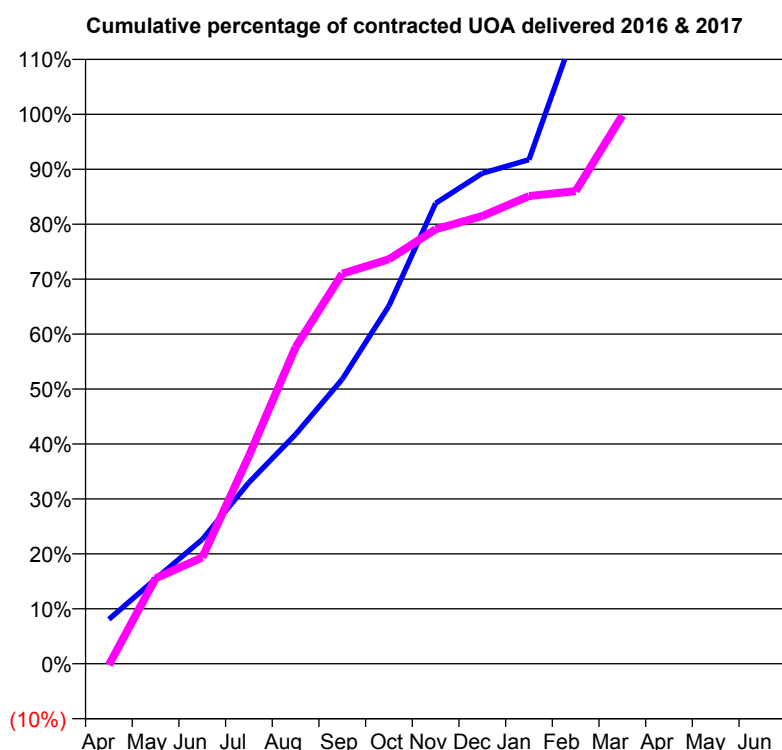
**Q59 - Vital Signs Orthodontic At a Glance Contract Report for 126071/0001 - March 2017**

Name or company name	Wilson, Edwards & Sanghi
Contract type name	GDS Contract
Purpose of contract	General and Orthodontic
Contract start date	01/04/2006
Contract end date	

16/17 Contracted general activity (UDA)	37,524
Carry forward general activity (UDA)	0
16/17 Contracted orthodontic activity (UOA)	1,338
Carry forward orthodontic activity (UOA)	3
Baseline contract value	£966,405.64

**ACCESS**

	Contract	England and Wales
24 month ratio of assessments to patient IDs	1.35	1.09

**ACTIVITY**


Month	Adjusted Scheduled Activity (UOA)	
	2016	2017
April	108	-3
May	206	208
June	302	259
July	440	506
August	557	771
September	691	950
October	869	985
November	1,118	1,058
December	1,191	1,090
January	1,224	1,139
February	1,542	1,151
March	1,620	1,335
April	1,642	
May	1,643	
June	1,643	

**QUALITY**

	Contract Quantity	Contract Base Number	Contract *	Region	England
% of all assessments that were assess and fit appliances (rolling 12 month period)	60	206	29.1%	55.8%	56.6%
% of all assessments that were assess and refuse (rolling 12 month period)	8	206	3.9%	11.1%	11.8%
% of all assessments that were assess and review (rolling 12 month period)	138	206	67.0%	33.1%	31.6%
% of terminated courses where treatment was abandoned or discontinued (rolling 12 month period)	7	91	7.7%	8.6%	7.7%
% of completed treatments indicating that PAR score was taken (year to date)	81	84	96.4%	57.9%	58.4%
Rate of removable appliances per 100 fixed appliances - proposed treatment (rolling 12 month period)	18	107	16.82	7.01	5.64
Rate of removable appliances per 100 fixed appliances - completed treatment (rolling 12 month period)	21	155	13.55	6.51	4.81
% of courses of treatment with removable appliances only - proposed treatment (rolling 12 month period)	2	60	3.3%	2.5%	2.0%
% of courses of treatment with removable appliances only - completed treatment (rolling 12 month period)	1	84	1.2%	1.6%	1.5%
% of patients satisfied with the treatment they have received (rolling 12 month period)	2	2	100.0%	95.3%	96.0%

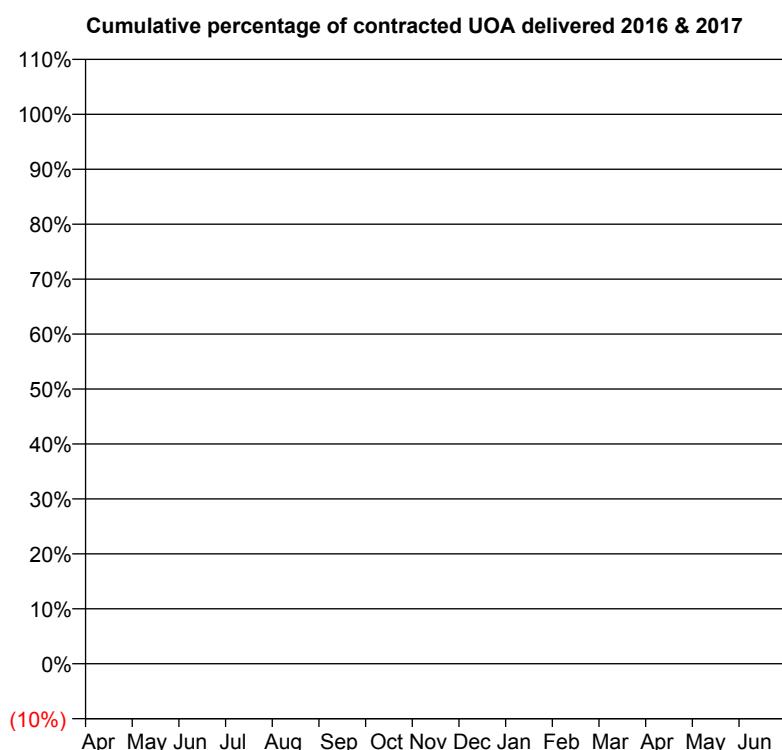
\* Figures in italics indicate that the base number is less than 100.

**Q59 - Vital Signs Orthodontic At a Glance Contract Report for 127078/0001 - March 2017**

Name or company name	The Whitehouse Surgery Ltd	16/17 Contracted general activity (UDA)	9,084
Contract type name	GDS Contract	Carry forward general activity (UDA)	17
Purpose of contract	General	16/17 Contracted orthodontic activity (UOA)	0
Contract start date	02/02/2009	Carry forward orthodontic activity (UOA)	0
Contract end date		Baseline contract value	£200,061.88

**ACCESS**

	Contract	England and Wales
24 month ratio of assessments to patient IDs	1.00	1.09

**ACTIVITY**


Month	Adjusted Scheduled Activity (UOA)	
	2016	2017
April	0	0
May	0	0
June	0	0
July	0	0
August	0	0
September	0	0
October	0	0
November	0	1
December	0	1
January	0	1
February	0	1
March	0	1
April	0	
May	0	
June	0	

**QUALITY**

	Contract Quantity	Contract Base Number	Contract *	Region	England
% of all assessments that were assess and fit appliances (rolling 12 month period)	0	1	0.0%	55.8%	56.6%
% of all assessments that were assess and refuse (rolling 12 month period)	1	1	100.0%	11.1%	11.8%
% of all assessments that were assess and review (rolling 12 month period)	0	1	0.0%	33.1%	31.6%
% of terminated courses where treatment was abandoned or discontinued (rolling 12 month period)	1	3	33.3%	8.6%	7.7%
% of completed treatments indicating that PAR score was taken (year to date)	2	2	100.0%	57.9%	58.4%
Rate of removable appliances per 100 fixed appliances - proposed treatment (rolling 12 month period)	0	0	N/A	7.01	5.64
Rate of removable appliances per 100 fixed appliances - completed treatment (rolling 12 month period)	0	4	0.00	6.51	4.81
% of courses of treatment with removable appliances only - proposed treatment (rolling 12 month period)	0	0	N/A	2.5%	2.0%
% of courses of treatment with removable appliances only - completed treatment (rolling 12 month period)	0	2	0.0%	1.6%	1.5%
% of patients satisfied with the treatment they have received (rolling 12 month period)	0	0	N/A	95.3%	96.0%

\* Figures in italics indicate that the base number is less than 100.



**Q59 - Vital Signs Orthodontic At a Glance Contract Report for 127078/0004 - March 2017**

Name or company name	The Whitehouse Surgery Ltd	16/17 Contracted general activity (UDA)	0
Contract type name	PDS Contract	Carry forward general activity (UDA)	0
Purpose of contract	Orthodontic	16/17 Contracted orthodontic activity (UOA)	0
Contract start date	01/01/2012	Carry forward orthodontic activity (UOA)	0
Contract end date	30/09/2017	Baseline contract value	£227,167.00

**ACCESS**

	Contract	England and Wales
24 month ratio of assessments to patient IDs	1.02	1.09

**ACTIVITY**


Month	Adjusted Scheduled Activity (UOA)	
	2016	2017
April	0	0
May	189	195
June	189	437
July	535	676
August	712	980
September	783	1,182
October	835	1,356
November	979	1,641
December	1,016	1,887
January	1,016	2,034
February	1,526	2,210
March	1,682	2,341
April	1,878	
May	1,878	
June	1,878	

**QUALITY**

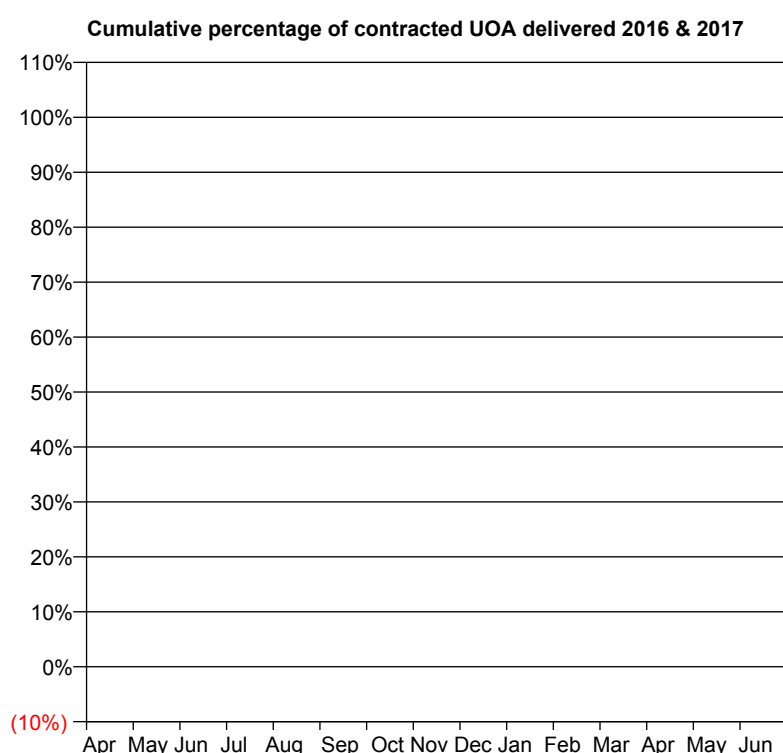
	Contract Quantity	Contract Base Number	Contract *	Region	England
% of all assessments that were assess and fit appliances (rolling 12 month period)	119	216	55.1%	55.8%	56.6%
% of all assessments that were assess and refuse (rolling 12 month period)	61	216	28.2%	11.1%	11.8%
% of all assessments that were assess and review (rolling 12 month period)	36	216	16.7%	33.1%	31.6%
% of terminated courses where treatment was abandoned or discontinued (rolling 12 month period)	1	75	1.3%	8.6%	7.7%
% of completed treatments indicating that PAR score was taken (year to date)	71	74	95.9%	57.9%	58.4%
Rate of removable appliances per 100 fixed appliances - proposed treatment (rolling 12 month period)	6	232	2.59	7.01	5.64
Rate of removable appliances per 100 fixed appliances - completed treatment (rolling 12 month period)	3	135	2.22	6.51	4.81
% of courses of treatment with removable appliances only - proposed treatment (rolling 12 month period)	1	119	0.8%	2.5%	2.0%
% of courses of treatment with removable appliances only - completed treatment (rolling 12 month period)	1	74	1.4%	1.6%	1.5%
% of patients satisfied with the treatment they have received (rolling 12 month period)	4	4	100.0%	95.3%	96.0%

\* Figures in italics indicate that the base number is less than 100.

**Q59 - Vital Signs Orthodontic At a Glance Contract Report for 130796/0004 - March 2017**

Name or company name	JDRM Dental Care Ltd	16/17 Contracted general activity (UDA)	0
Contract type name	PDS Contract	Carry forward general activity (UDA)	0
Purpose of contract	General and Orthodontic	16/17 Contracted orthodontic activity (UOA)	0
Contract start date	01/01/2012	Carry forward orthodontic activity (UOA)	0
Contract end date	30/09/2017	Baseline contract value	£193,595.01

ACCESS	Contract	England and Wales
24 month ratio of assessments to patient IDs	1.03	1.09

**ACTIVITY**


Month	2016	2017
April	0	0
May	181	216
June	270	413
July	568	564
August	656	765
September	830	982
October	1,037	1,120
November	1,312	1,277
December	1,562	1,521
January	1,636	1,715
February	1,764	1,935
March	2,140	2,094
April	2,315	
May	2,315	
June	2,315	

**QUALITY**

	Contract Quantity	Contract Base Number	Contract *	Region	England
% of all assessments that were assess and fit appliances (rolling 12 month period)	105	204	51.5%	55.8%	56.6%
% of all assessments that were assess and refuse (rolling 12 month period)	90	204	44.1%	11.1%	11.8%
% of all assessments that were assess and review (rolling 12 month period)	9	204	4.4%	33.1%	31.6%
% of terminated courses where treatment was abandoned or discontinued (rolling 12 month period)	6	124	4.8%	8.6%	7.7%
% of completed treatments indicating that PAR score was taken (year to date)	118	118	100.0%	57.9%	58.4%
Rate of removable appliances per 100 fixed appliances - proposed treatment (rolling 12 month period)	9	209	4.31	7.01	5.64
Rate of removable appliances per 100 fixed appliances - completed treatment (rolling 12 month period)	0	236	0.00	6.51	4.81
% of courses of treatment with removable appliances only - proposed treatment (rolling 12 month period)	0	105	0.0%	2.5%	2.0%
% of courses of treatment with removable appliances only - completed treatment (rolling 12 month period)	0	118	0.0%	1.6%	1.5%
% of patients satisfied with the treatment they have received (rolling 12 month period)	5	5	100.0%	95.3%	96.0%

\* Figures in italics indicate that the base number is less than 100.

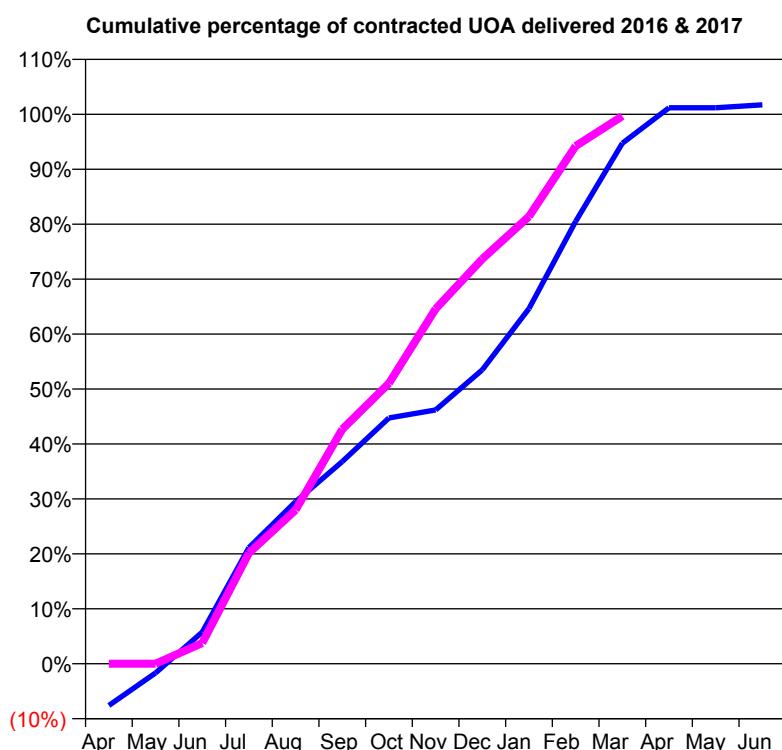
**Q59 - Vital Signs Orthodontic At a Glance Contract Report for 134503/0001 - March 2017**

Name or company name	Mr Haren and Mrs Sonal Patel
Contract type name	PDS Contract
Purpose of contract	Orthodontic
Contract start date	01/04/2008
Contract end date	31/03/2018

16/17 Contracted general activity (UDA)	0
Carry forward general activity (UDA)	0
16/17 Contracted orthodontic activity (UOA)	3,894
Carry forward orthodontic activity (UOA)	0
Baseline contract value	£238,205.64

**ACCESS**

	Contract	England and Wales
24 month ratio of assessments to patient IDs	1.11	1.09

**ACTIVITY**


Month	Adjusted Scheduled Activity (UOA)	
	2016	2017
April	-296	0
May	-66	0
June	224	147
July	824	785
August	1,149	1,090
September	1,433	1,662
October	1,742	1,988
November	1,799	2,515
December	2,083	2,868
January	2,517	3,170
February	3,135	3,669
March	3,689	3,880
April	3,940	
May	3,940	
June	3,961	

**QUALITY**

	Contract Quantity	Contract Base Number	Contract *	Region	England
% of all assessments that were assess and fit appliances (rolling 12 month period)	189	406	46.6%	55.8%	56.6%
% of all assessments that were assess and refuse (rolling 12 month period)	39	406	9.6%	11.1%	11.8%
% of all assessments that were assess and review (rolling 12 month period)	178	406	43.8%	33.1%	31.6%
% of terminated courses where treatment was abandoned or discontinued (rolling 12 month period)	3	50	6.0%	8.6%	7.7%
% of completed treatments indicating that PAR score was taken (year to date)	1	47	2.1%	57.9%	58.4%
Rate of removable appliances per 100 fixed appliances - proposed treatment (rolling 12 month period)	74	374	19.79	7.01	5.64
Rate of removable appliances per 100 fixed appliances - completed treatment (rolling 12 month period)	4	92	4.35	6.51	4.81
% of courses of treatment with removable appliances only - proposed treatment (rolling 12 month period)	1	189	0.5%	2.5%	2.0%
% of courses of treatment with removable appliances only - completed treatment (rolling 12 month period)	1	47	2.1%	1.6%	1.5%
% of patients satisfied with the treatment they have received (rolling 12 month period)	12	13	92.3%	95.3%	96.0%

\* Figures in italics indicate that the base number is less than 100.

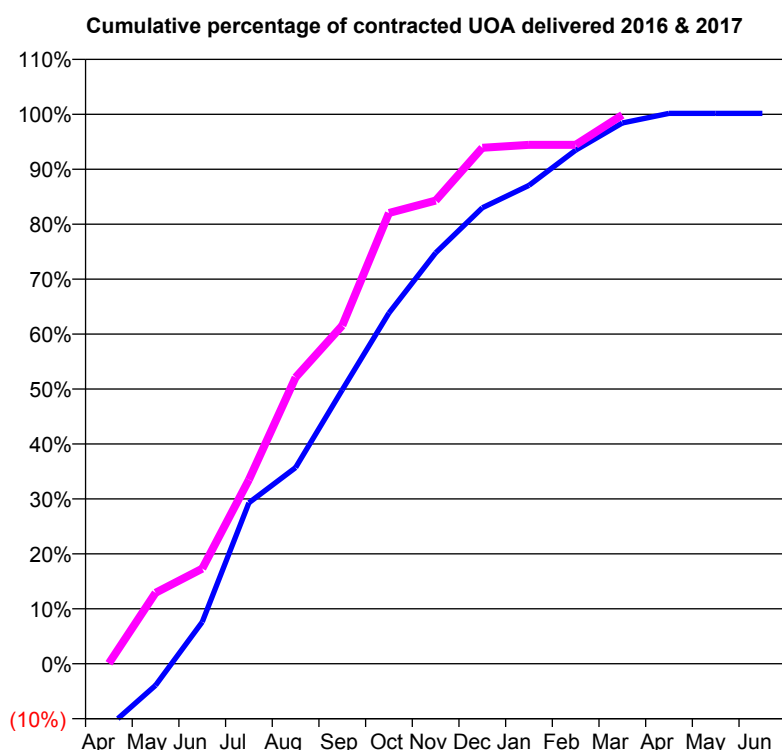
**Q59 - Vital Signs Orthodontic At a Glance Contract Report for 134503/0002 - March 2017**

Name or company name	Mr Haren and Mrs Sonal Patel
Contract type name	PDS Contract
Purpose of contract	Orthodontic
Contract start date	01/04/2008
Contract end date	31/03/2018

16/17 Contracted general activity (UDA)	0
Carry forward general activity (UDA)	0
16/17 Contracted orthodontic activity (UOA)	3,906
Carry forward orthodontic activity (UOA)	0
Baseline contract value	£219,204.07

**ACCESS**

	Contract	England and Wales
24 month ratio of assessments to patient IDs	1.11	1.09

**ACTIVITY**


Month	Adjusted Scheduled Activity (UOA)	
	2016	2017
April	-445	3
May	-153	505
June	296	676
July	1,138	1,309
August	1,387	2,036
September	1,937	2,404
October	2,480	3,204
November	2,905	3,292
December	3,224	3,668
January	3,382	3,689
February	3,631	3,689
March	3,823	3,901
April	3,891	
May	3,891	
June	3,891	

**QUALITY**

	Contract Quantity	Contract Base Number	Contract *	Region	England
% of all assessments that were assess and fit appliances (rolling 12 month period)	186	332	56.0%	55.8%	56.6%
% of all assessments that were assess and refuse (rolling 12 month period)	22	332	6.6%	11.1%	11.8%
% of all assessments that were assess and review (rolling 12 month period)	124	332	37.3%	33.1%	31.6%
% of terminated courses where treatment was abandoned or discontinued (rolling 12 month period)	12	111	10.8%	8.6%	7.7%
% of completed treatments indicating that PAR score was taken (year to date)	1	99	1.0%	57.9%	58.4%
Rate of removable appliances per 100 fixed appliances - proposed treatment (rolling 12 month period)	20	366	5.46	7.01	5.64
Rate of removable appliances per 100 fixed appliances - completed treatment (rolling 12 month period)	6	182	3.30	6.51	4.81
% of courses of treatment with removable appliances only - proposed treatment (rolling 12 month period)	3	186	1.6%	2.5%	2.0%
% of courses of treatment with removable appliances only - completed treatment (rolling 12 month period)	5	99	5.1%	1.6%	1.5%
% of patients satisfied with the treatment they have received (rolling 12 month period)	6	6	100.0%	95.3%	96.0%

\* Figures in italics indicate that the base number is less than 100.

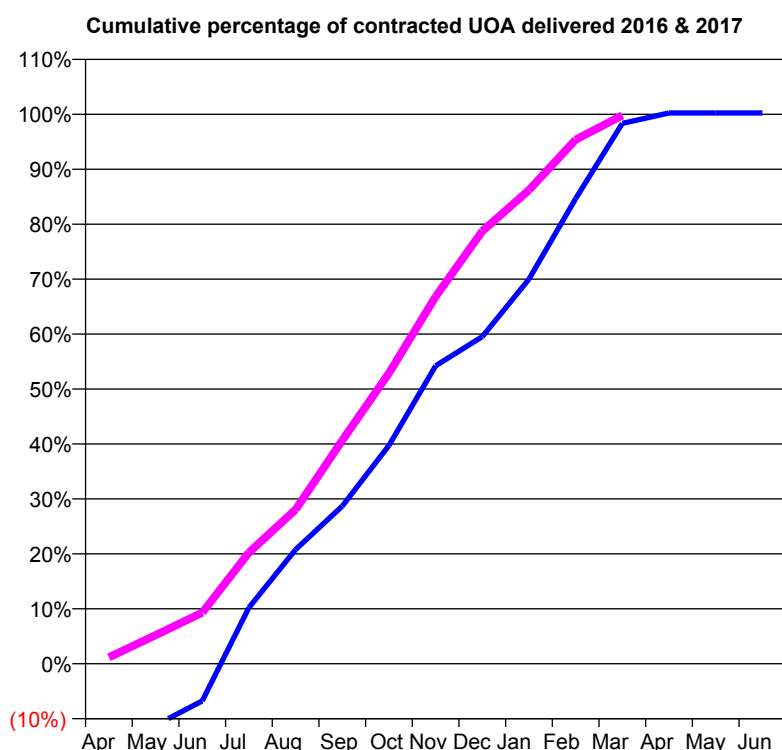
**Q59 - Vital Signs Orthodontic At a Glance Contract Report for 136336/0001 - March 2017**

Name or company name	Gosal Orthodontics Limited
Contract type name	PDS Contract
Purpose of contract	Orthodontic
Contract start date	01/02/2015
Contract end date	31/03/2018

16/17 Contracted general activity (UDA)	0
Carry forward general activity (UDA)	0
16/17 Contracted orthodontic activity (UOA)	6,177
Carry forward orthodontic activity (UOA)	0
Baseline contract value	£381,428.55

**ACCESS**

	Contract	England and Wales
24 month ratio of assessments to patient IDs	1.00	1.09

**ACTIVITY**


Month	Adjusted Scheduled Activity (UOA)	
	2016	2017
April	-1,085	72
May	-693	321
June	-418	575
July	632	1,251
August	1,283	1,734
September	1,771	2,511
October	2,453	3,267
November	3,348	4,128
December	3,675	4,863
January	4,321	5,325
February	5,226	5,892
March	6,071	6,165
April	6,187	
May	6,187	
June	6,187	

**QUALITY**

	Contract Quantity	Contract Base Number	Contract *	Region	England
% of all assessments that were assess and fit appliances (rolling 12 month period)	296	378	78.3%	55.8%	56.6%
% of all assessments that were assess and refuse (rolling 12 month period)	42	378	11.1%	11.1%	11.8%
% of all assessments that were assess and review (rolling 12 month period)	40	378	10.6%	33.1%	31.6%
% of terminated courses where treatment was abandoned or discontinued (rolling 12 month period)	20	221	9.0%	8.6%	7.7%
% of completed treatments indicating that PAR score was taken (year to date)	180	201	89.6%	57.9%	58.4%
Rate of removable appliances per 100 fixed appliances - proposed treatment (rolling 12 month period)	19	575	3.30	7.01	5.64
Rate of removable appliances per 100 fixed appliances - completed treatment (rolling 12 month period)	27	390	6.92	6.51	4.81
% of courses of treatment with removable appliances only - proposed treatment (rolling 12 month period)	0	296	0.0%	2.5%	2.0%
% of courses of treatment with removable appliances only - completed treatment (rolling 12 month period)	1	201	0.5%	1.6%	1.5%
% of patients satisfied with the treatment they have received (rolling 12 month period)	14	14	100.0%	95.3%	96.0%

\* Figures in italics indicate that the base number is less than 100.

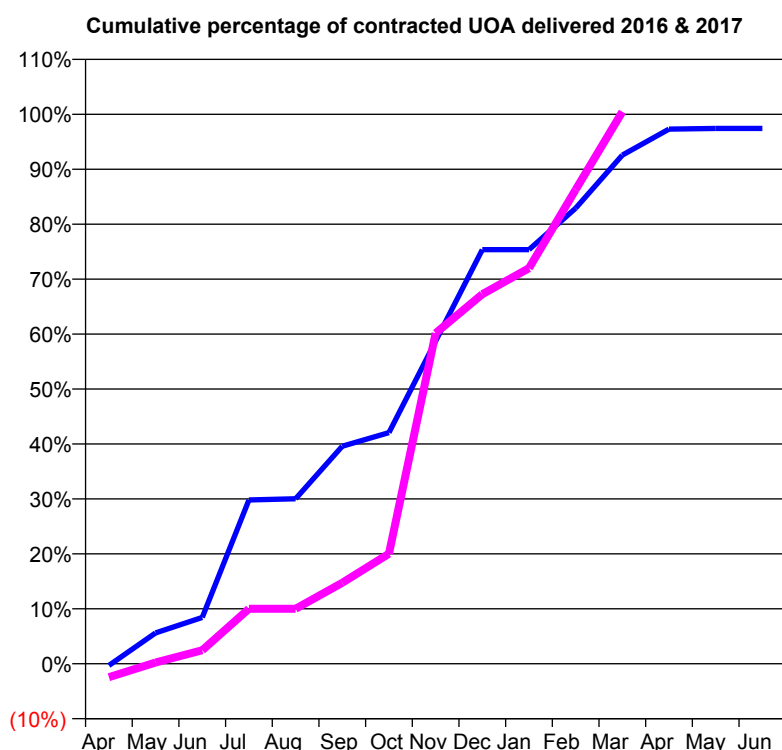
**Q59 - Vital Signs Orthodontic At a Glance Contract Report for 137766/0001 - March 2017**

Name or company name	Mr B Patel & Mr R Jansari
Contract type name	GDS Contract
Purpose of contract	General and Orthodontic
Contract start date	01/04/2010
Contract end date	

16/17 Contracted general activity (UDA)	41,661
Carry forward general activity (UDA)	1,265
16/17 Contracted orthodontic activity (UOA)	889
Carry forward orthodontic activity (UOA)	23
Baseline contract value	£1,282,968.66

**ACCESS**

	Contract	England and Wales
24 month ratio of assessments to patient IDs	1.15	1.09

**ACTIVITY**


Month	Adjusted Scheduled Activity (UOA)	
	2016	2017
April	-3	-22
May	50	2
June	75	22
July	265	89
August	267	89
September	352	131
October	374	178
November	522	535
December	670	598
January	670	640
February	737	767
March	823	893
April	865	
May	866	
June	866	

**QUALITY**

	Contract Quantity	Contract Base Number	Contract *	Region	England
% of all assessments that were assess and fit appliances (rolling 12 month period)	44	79	55.7%	55.8%	56.6%
% of all assessments that were assess and refuse (rolling 12 month period)	11	79	13.9%	11.1%	11.8%
% of all assessments that were assess and review (rolling 12 month period)	24	79	30.4%	33.1%	31.6%
% of terminated courses where treatment was abandoned or discontinued (rolling 12 month period)	0	1	0.0%	8.6%	7.7%
% of completed treatments indicating that PAR score was taken (year to date)	0	1	0.0%	57.9%	58.4%
Rate of removable appliances per 100 fixed appliances - proposed treatment (rolling 12 month period)	11	62	17.74	7.01	5.64
Rate of removable appliances per 100 fixed appliances - completed treatment (rolling 12 month period)	0	0	N/A	6.51	4.81
% of courses of treatment with removable appliances only - proposed treatment (rolling 12 month period)	0	44	0.0%	2.5%	2.0%
% of courses of treatment with removable appliances only - completed treatment (rolling 12 month period)	0	1	0.0%	1.6%	1.5%
% of patients satisfied with the treatment they have received (rolling 12 month period)	0	0	N/A	95.3%	96.0%

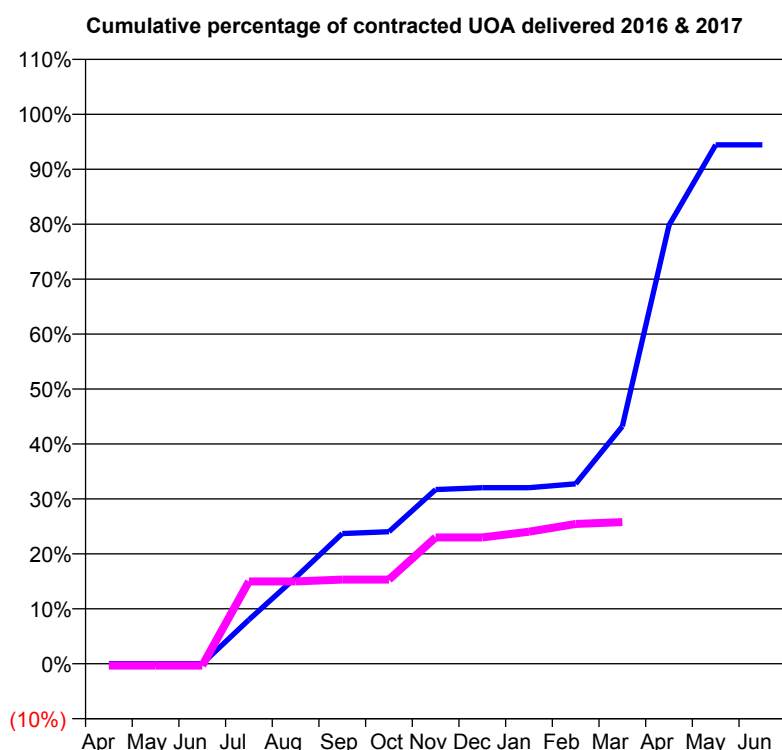
\* Figures in italics indicate that the base number is less than 100.

**Q59 - Vital Signs Orthodontic At a Glance Contract Report for 139874/0001 - March 2017**

Name or company name	C M Desai Limited
Contract type name	GDS Contract
Purpose of contract	Orthodontic
Contract start date	01/03/2008
Contract end date	

16/17 Contracted general activity (UDA)	8,913
Carry forward general activity (UDA)	-67
16/17 Contracted orthodontic activity (UOA)	287
Carry forward orthodontic activity (UOA)	1
Baseline contract value	£251,149.32

ACCESS	Contract	England and Wales
24 month ratio of assessments to patient IDs	1.22	1.09

**ACTIVITY**


Month	Adjusted Scheduled Activity (UOA)	
	2016	2017
April	0	-1
May	0	-1
June	0	-1
July	23	43
August	45	43
September	68	44
October	69	44
November	91	66
December	92	66
January	92	69
February	94	73
March	124	74
April	229	
May	271	
June	271	

QUALITY	Contract Quantity	Contract Base Number	Contract *	Region	England
% of all assessments that were assess and fit appliances (rolling 12 month period)	11	23	47.8%	55.8%	56.6%
% of all assessments that were assess and refuse (rolling 12 month period)	1	23	4.3%	11.1%	11.8%
% of all assessments that were assess and review (rolling 12 month period)	11	23	47.8%	33.1%	31.6%
% of terminated courses where treatment was abandoned or discontinued (rolling 12 month period)	3	8	37.5%	8.6%	7.7%
% of completed treatments indicating that PAR score was taken (year to date)	3	5	60.0%	57.9%	58.4%
Rate of removable appliances per 100 fixed appliances - proposed treatment (rolling 12 month period)	0	18	0.00	7.01	5.64
Rate of removable appliances per 100 fixed appliances - completed treatment (rolling 12 month period)	0	0	N/A	6.51	4.81
% of courses of treatment with removable appliances only - proposed treatment (rolling 12 month period)	0	11	0.0%	2.5%	2.0%
% of courses of treatment with removable appliances only - completed treatment (rolling 12 month period)	0	5	0.0%	1.6%	1.5%
% of patients satisfied with the treatment they have received (rolling 12 month period)	2	2	100.0%	95.3%	96.0%

\* Figures in italics indicate that the base number is less than 100.

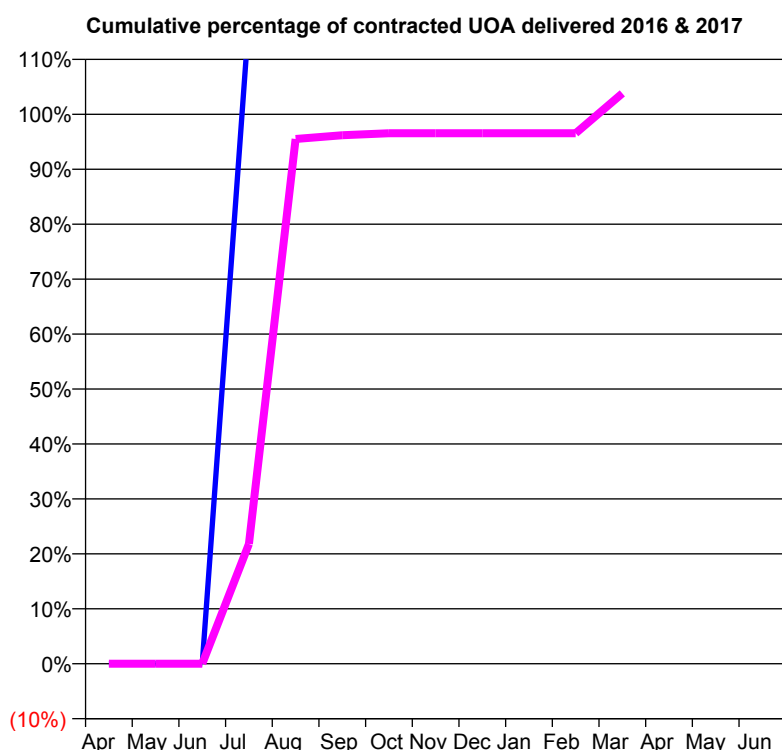
**Q59 - Vital Signs Orthodontic At a Glance Contract Report for 143448/0001 - March 2017**

Name or company name	Dr D J Duplessis & Ms Lieze Duplessis
Contract type name	GDS Contract
Purpose of contract	General and Orthodontic
Contract start date	01/04/2011
Contract end date	

16/17 Contracted general activity (UDA)	9,098
Carry forward general activity (UDA)	0
16/17 Contracted orthodontic activity (UOA)	289
Carry forward orthodontic activity (UOA)	0
Baseline contract value	£231,664.32

**ACCESS**

	Contract	England and Wales
24 month ratio of assessments to patient IDs	1.00	1.09

**ACTIVITY**


Month	Adjusted Scheduled Activity (UOA)	
	2016	2017
April	0	0
May	0	0
June	0	0
July	339	63
August	360	276
September	360	278
October	360	279
November	360	279
December	360	279
January	360	279
February	360	279
March	360	300
April	360	
May	381	
June	381	

**QUALITY**

	Contract Quantity	Contract Base Number	Contract *	Region	England
% of all assessments that were assess and fit appliances (rolling 12 month period)	15	21	71.4%	55.8%	56.6%
% of all assessments that were assess and refuse (rolling 12 month period)	0	21	0.0%	11.1%	11.8%
% of all assessments that were assess and review (rolling 12 month period)	6	21	28.6%	33.1%	31.6%
% of terminated courses where treatment was abandoned or discontinued (rolling 12 month period)	0	0	N/A	8.6%	7.7%
% of completed treatments indicating that PAR score was taken (year to date)	0	0	N/A	57.9%	58.4%
Rate of removable appliances per 100 fixed appliances - proposed treatment (rolling 12 month period)	0	0	N/A	7.01	5.64
Rate of removable appliances per 100 fixed appliances - completed treatment (rolling 12 month period)	0	0	N/A	6.51	4.81
% of courses of treatment with removable appliances only - proposed treatment (rolling 12 month period)	0	15	0.0%	2.5%	2.0%
% of courses of treatment with removable appliances only - completed treatment (rolling 12 month period)	0	0	N/A	1.6%	1.5%
% of patients satisfied with the treatment they have received (rolling 12 month period)	0	0	N/A	95.3%	96.0%

\* Figures in italics indicate that the base number is less than 100.

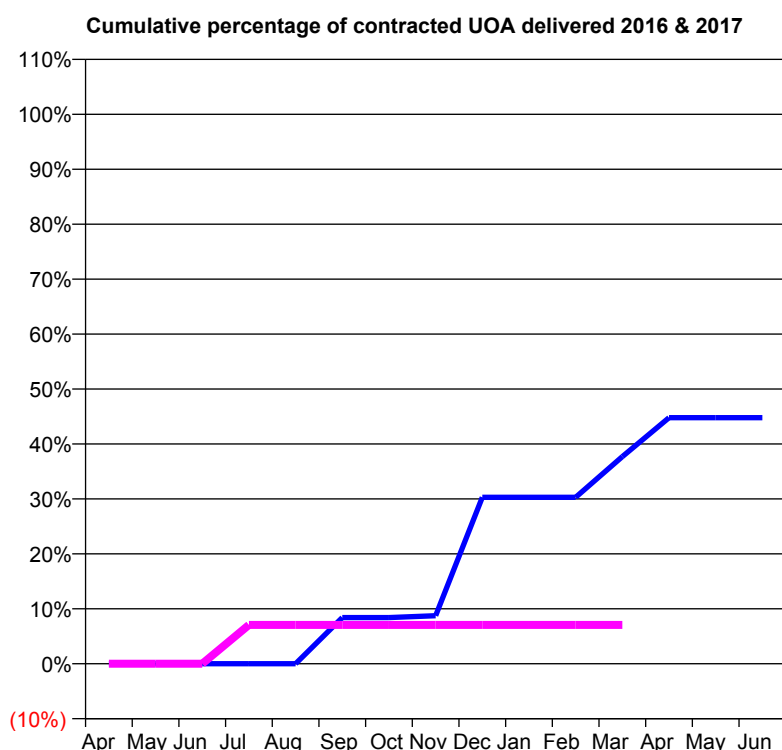


**Q59 - Vital Signs Orthodontic At a Glance Contract Report for 144746/0001 - March 2017**

Name or company name	Mr D G Norris & Miss R Dodsley
Contract type name	GDS Contract
Purpose of contract	General and Orthodontic
Contract start date	01/04/2014
Contract end date	

16/17 Contracted general activity (UDA)	15,915
Carry forward general activity (UDA)	0
16/17 Contracted orthodontic activity (UOA)	297
Carry forward orthodontic activity (UOA)	0
Baseline contract value	£331,046.88

ACCESS	Contract	England and Wales
24 month ratio of assessments to patient IDs	1.60	1.09

**ACTIVITY**


Month	Adjusted Scheduled Activity (UOA)	
	2016	2017
April	0	0
May	0	0
June	0	0
July	0	21
August	0	21
September	25	21
October	25	21
November	26	21
December	90	21
January	90	21
February	90	21
March	112	21
April	133	
May	133	
June	133	

QUALITY	Contract Quantity	Contract Base Number	Contract *	Region	England
% of all assessments that were assess and fit appliances (rolling 12 month period)	2	2	100.0%	55.8%	56.6%
% of all assessments that were assess and refuse (rolling 12 month period)	0	2	0.0%	11.1%	11.8%
% of all assessments that were assess and review (rolling 12 month period)	0	2	0.0%	33.1%	31.6%
% of terminated courses where treatment was abandoned or discontinued (rolling 12 month period)	0	0	N/A	8.6%	7.7%
% of completed treatments indicating that PAR score was taken (year to date)	0	0	N/A	57.9%	58.4%
Rate of removable appliances per 100 fixed appliances - proposed treatment (rolling 12 month period)	0	2	0.00	7.01	5.64
Rate of removable appliances per 100 fixed appliances - completed treatment (rolling 12 month period)	0	0	N/A	6.51	4.81
% of courses of treatment with removable appliances only - proposed treatment (rolling 12 month period)	0	2	0.0%	2.5%	2.0%
% of courses of treatment with removable appliances only - completed treatment (rolling 12 month period)	0	0	N/A	1.6%	1.5%
% of patients satisfied with the treatment they have received (rolling 12 month period)	0	0	N/A	95.3%	96.0%

\* Figures in italics indicate that the base number is less than 100.

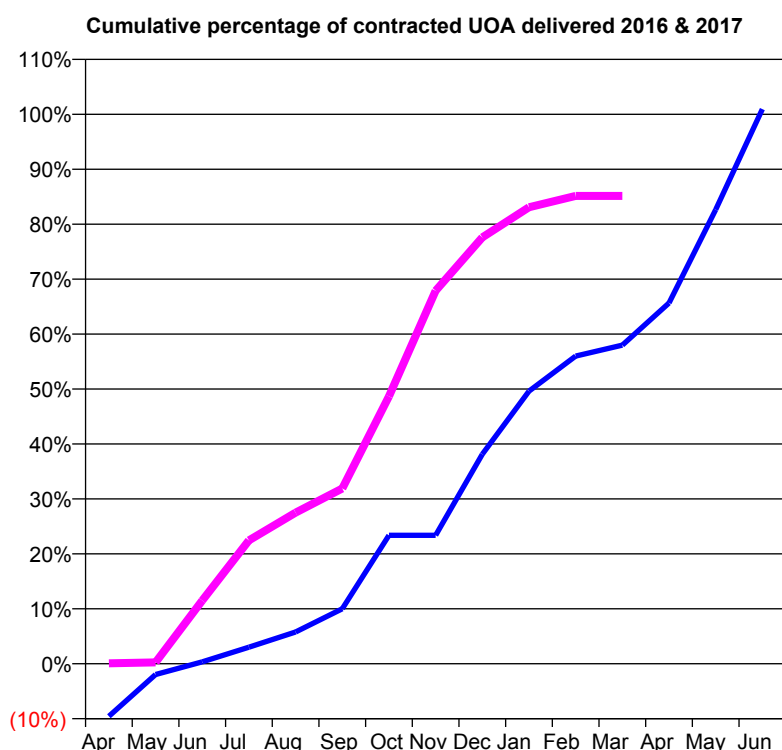
**Q59 - Vital Signs Orthodontic At a Glance Contract Report for 151653/0001 - March 2017**

Name or company name	The Forum Practice Ltd
Contract type name	GDS Contract
Purpose of contract	General and Orthodontic
Contract start date	01/10/2011
Contract end date	

16/17 Contracted general activity (UDA)	500
Carry forward general activity (UDA)	20
16/17 Contracted orthodontic activity (UOA)	1,206
Carry forward orthodontic activity (UOA)	0
Baseline contract value	£88,477.80

**ACCESS**

	Contract	England and Wales
24 month ratio of assessments to patient IDs	1.24	1.09

**ACTIVITY**


Month	Adjusted Scheduled Activity (UOA)	
	2016	2017
April	-111	1
May	-23	3
June	4	139
July	35	271
August	67	332
September	116	385
October	271	587
November	271	819
December	442	936
January	575	1,002
February	649	1,027
March	672	1,027
April	761	
May	958	
June	1,170	

**QUALITY**

	Contract Quantity	Contract Base Number	Contract *	Region	England
% of all assessments that were assess and fit appliances (rolling 12 month period)	67	219	30.6%	55.8%	56.6%
% of all assessments that were assess and refuse (rolling 12 month period)	16	219	7.3%	11.1%	11.8%
% of all assessments that were assess and review (rolling 12 month period)	136	219	62.1%	33.1%	31.6%
% of terminated courses where treatment was abandoned or discontinued (rolling 12 month period)	7	73	9.6%	8.6%	7.7%
% of completed treatments indicating that PAR score was taken (year to date)	51	66	77.3%	57.9%	58.4%
Rate of removable appliances per 100 fixed appliances - proposed treatment (rolling 12 month period)	13	127	10.24	7.01	5.64
Rate of removable appliances per 100 fixed appliances - completed treatment (rolling 12 month period)	13	119	10.92	6.51	4.81
% of courses of treatment with removable appliances only - proposed treatment (rolling 12 month period)	2	67	3.0%	2.5%	2.0%
% of courses of treatment with removable appliances only - completed treatment (rolling 12 month period)	3	66	4.5%	1.6%	1.5%
% of patients satisfied with the treatment they have received (rolling 12 month period)	4	4	100.0%	95.3%	96.0%

\* Figures in italics indicate that the base number is less than 100.

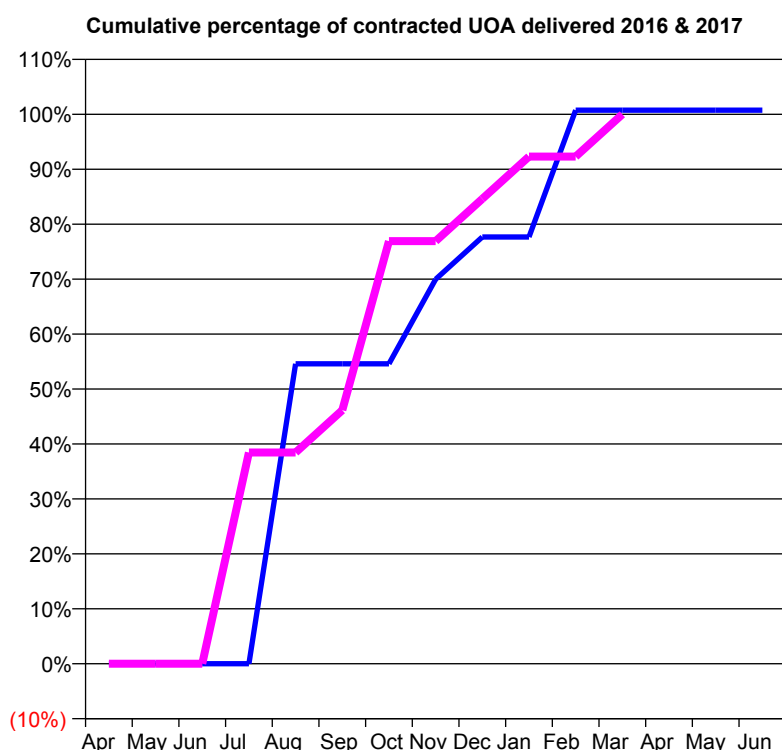
**Q59 - Vital Signs Orthodontic At a Glance Contract Report for 153370/0001 - March 2017**

Name or company name	Mrs K Attwall and Miss K Sadhra
Contract type name	GDS Contract
Purpose of contract	General and Orthodontic
Contract start date	01/04/2009
Contract end date	

16/17 Contracted general activity (UDA)	14,588
Carry forward general activity (UDA)	337
16/17 Contracted orthodontic activity (UOA)	273
Carry forward orthodontic activity (UOA)	0
Baseline contract value	£371,540.49

**ACCESS**

	Contract	England and Wales
24 month ratio of assessments to patient IDs	1.00	1.09

**ACTIVITY**


Month	Adjusted Scheduled Activity (UOA)	
	2016	2017
April	0	0
May	0	0
June	0	0
July	0	105
August	149	105
September	149	126
October	149	210
November	191	210
December	212	231
January	212	252
February	275	252
March	275	273
April	275	
May	275	
June	275	

**QUALITY**

	Contract Quantity	Contract Base Number	Contract *	Region	England
% of all assessments that were assess and fit appliances (rolling 12 month period)	13	13	100.0%	55.8%	56.6%
% of all assessments that were assess and refuse (rolling 12 month period)	0	13	0.0%	11.1%	11.8%
% of all assessments that were assess and review (rolling 12 month period)	0	13	0.0%	33.1%	31.6%
% of terminated courses where treatment was abandoned or discontinued (rolling 12 month period)	0	0	N/A	8.6%	7.7%
% of completed treatments indicating that PAR score was taken (year to date)	0	0	N/A	57.9%	58.4%
Rate of removable appliances per 100 fixed appliances - proposed treatment (rolling 12 month period)	0	26	0.00	7.01	5.64
Rate of removable appliances per 100 fixed appliances - completed treatment (rolling 12 month period)	0	0	N/A	6.51	4.81
% of courses of treatment with removable appliances only - proposed treatment (rolling 12 month period)	0	13	0.0%	2.5%	2.0%
% of courses of treatment with removable appliances only - completed treatment (rolling 12 month period)	0	0	N/A	1.6%	1.5%
% of patients satisfied with the treatment they have received (rolling 12 month period)	1	1	100.0%	95.3%	96.0%

\* Figures in italics indicate that the base number is less than 100.

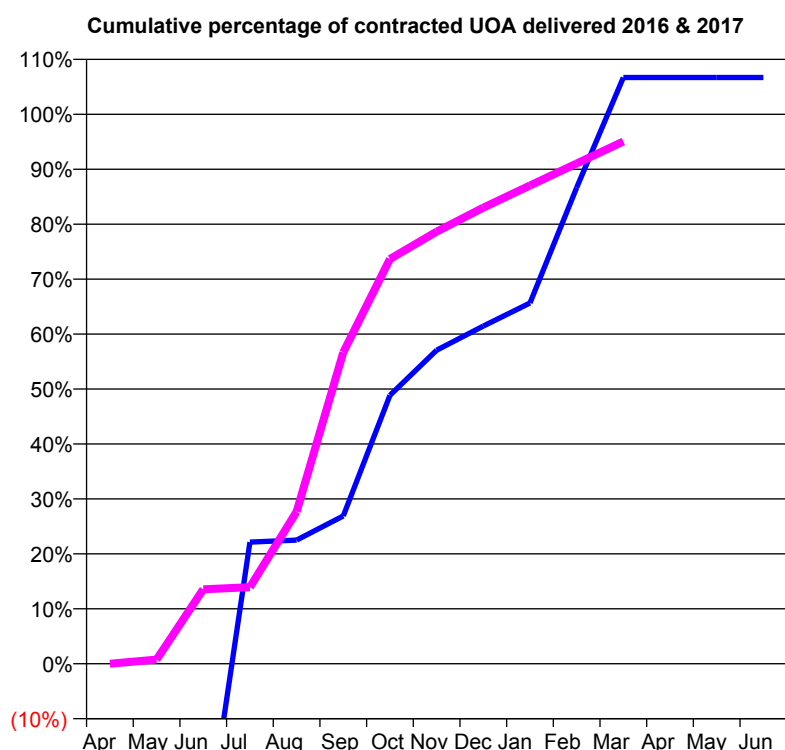
**Q59 - Vital Signs Orthodontic At a Glance Contract Report for 153931/0001 - March 2017**

Name or company name	Wong, Wallbutton, Eastwood, Ashraf & But
Contract type name	GDS Contract
Purpose of contract	General and Orthodontic
Contract start date	01/04/2006
Contract end date	

16/17 Contracted general activity (UDA)	29,000
Carry forward general activity (UDA)	0
16/17 Contracted orthodontic activity (UOA)	524
Carry forward orthodontic activity (UOA)	0
Baseline contract value	£674,033.24

**ACCESS**

	Contract	England and Wales
24 month ratio of assessments to patient IDs	1.15	1.09

**ACTIVITY**


Month	Adjusted Scheduled Activity (UOA)	
	2016	2017
April	-253	0
May	-230	4
June	-185	71
July	116	73
August	118	145
September	141	297
October	256	386
November	299	412
December	322	435
January	344	456
February	454	477
March	559	498
April	559	
May	559	
June	559	

**QUALITY**

	Contract Quantity	Contract Base Number	Contract *	Region	England
% of all assessments that were assess and fit appliances (rolling 12 month period)	24	56	42.9%	55.8%	56.6%
% of all assessments that were assess and refuse (rolling 12 month period)	1	56	1.8%	11.1%	11.8%
% of all assessments that were assess and review (rolling 12 month period)	31	56	55.4%	33.1%	31.6%
% of terminated courses where treatment was abandoned or discontinued (rolling 12 month period)	2	53	3.8%	8.6%	7.7%
% of completed treatments indicating that PAR score was taken (year to date)	19	51	37.3%	57.9%	58.4%
Rate of removable appliances per 100 fixed appliances - proposed treatment (rolling 12 month period)	1	44	2.27	7.01	5.64
Rate of removable appliances per 100 fixed appliances - completed treatment (rolling 12 month period)	0	0	N/A	6.51	4.81
% of courses of treatment with removable appliances only - proposed treatment (rolling 12 month period)	1	24	4.2%	2.5%	2.0%
% of courses of treatment with removable appliances only - completed treatment (rolling 12 month period)	0	51	0.0%	1.6%	1.5%
% of patients satisfied with the treatment they have received (rolling 12 month period)	1	1	100.0%	95.3%	96.0%

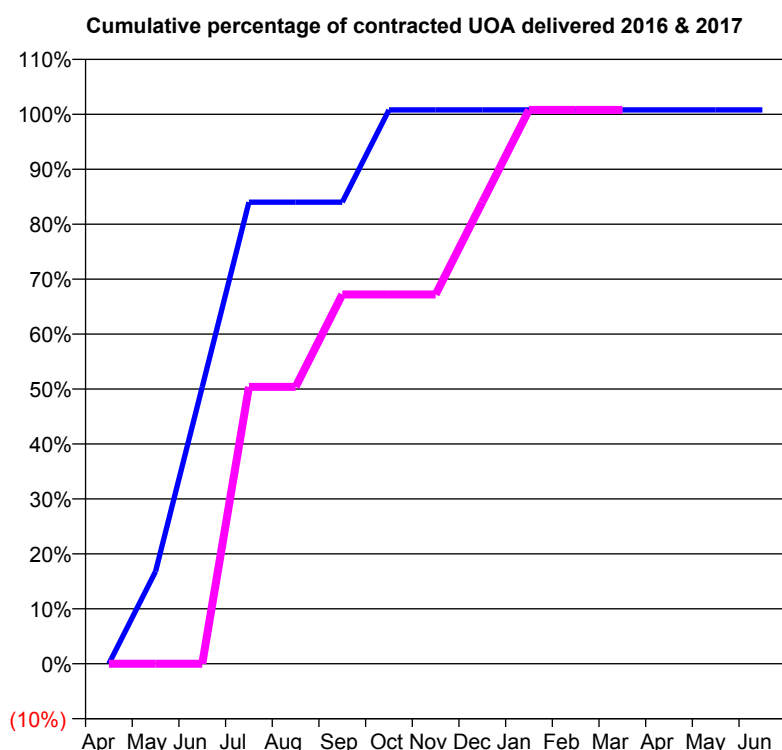
\* Figures in italics indicate that the base number is less than 100.

**Q59 - Vital Signs Orthodontic At a Glance Contract Report for 157813/0001 - March 2017**

Name or company name	H.S. Virdee (Home Farm) Ltd.
Contract type name	GDS Contract
Purpose of contract	General and Orthodontic
Contract start date	01/09/2009
Contract end date	

16/17 Contracted general activity (UDA)	8,401
Carry forward general activity (UDA)	-136
16/17 Contracted orthodontic activity (UOA)	125
Carry forward orthodontic activity (UOA)	0
Baseline contract value	£219,582.92

ACCESS	Contract	England and Wales
24 month ratio of assessments to patient IDs	1.00	1.09

**ACTIVITY**


Month	Adjusted Scheduled Activity (UOA)	
	2016	2017
April	0	0
May	21	0
June	63	0
July	105	63
August	105	63
September	105	84
October	126	84
November	126	84
December	126	105
January	126	126
February	126	126
March	126	126
April	126	
May	126	
June	126	

**QUALITY**

	Contract Quantity	Contract Base Number	Contract *	Region	England
% of all assessments that were assess and fit appliances (rolling 12 month period)	6	6	100.0%	55.8%	56.6%
% of all assessments that were assess and refuse (rolling 12 month period)	0	6	0.0%	11.1%	11.8%
% of all assessments that were assess and review (rolling 12 month period)	0	6	0.0%	33.1%	31.6%
% of terminated courses where treatment was abandoned or discontinued (rolling 12 month period)	0	3	0.0%	8.6%	7.7%
% of completed treatments indicating that PAR score was taken (year to date)	3	3	100.0%	57.9%	58.4%
Rate of removable appliances per 100 fixed appliances - proposed treatment (rolling 12 month period)	0	11	0.00	7.01	5.64
Rate of removable appliances per 100 fixed appliances - completed treatment (rolling 12 month period)	0	6	0.00	6.51	4.81
% of courses of treatment with removable appliances only - proposed treatment (rolling 12 month period)	0	6	0.0%	2.5%	2.0%
% of courses of treatment with removable appliances only - completed treatment (rolling 12 month period)	0	3	0.0%	1.6%	1.5%
% of patients satisfied with the treatment they have received (rolling 12 month period)	0	0	N/A	95.3%	96.0%

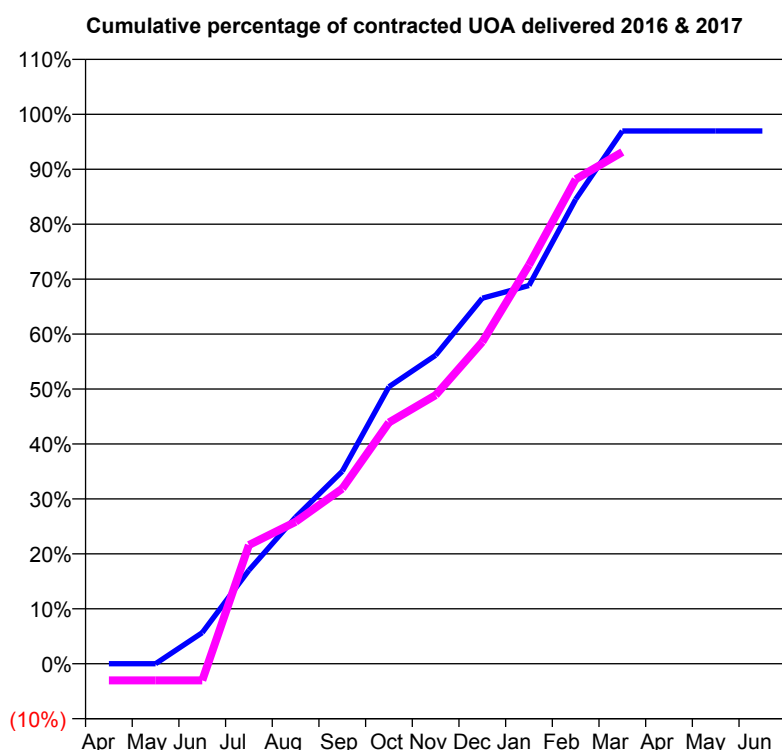
\* Figures in italics indicate that the base number is less than 100.

**Q59 - Vital Signs Orthodontic At a Glance Contract Report for 163139/0001 - March 2017**

Name or company name	C O (Leicester) Limited
Contract type name	PDS Contract
Purpose of contract	Orthodontic
Contract start date	01/09/2010
Contract end date	31/03/2018

16/17 Contracted general activity (UDA)	0
Carry forward general activity (UDA)	0
16/17 Contracted orthodontic activity (UOA)	13,746
Carry forward orthodontic activity (UOA)	419
Baseline contract value	£840,911.19

ACCESS	Contract	England and Wales
24 month ratio of assessments to patient IDs	1.02	1.09

**ACTIVITY**


Month	Adjusted Scheduled Activity (UOA)	
	2016	2017
April	0	-419
May	0	-419
June	780	-419
July	2,340	2,971
August	3,668	3,552
September	4,814	4,382
October	6,929	6,036
November	7,717	6,720
December	9,146	8,051
January	9,463	9,974
February	11,617	12,121
March	13,327	12,800
April	13,327	
May	13,327	
June	13,327	

**QUALITY**

	Contract Quantity	Contract Base Number	Contract *	Region	England
% of all assessments that were assess and fit appliances (rolling 12 month period)	628	731	85.9%	55.8%	56.6%
% of all assessments that were assess and refuse (rolling 12 month period)	23	731	3.1%	11.1%	11.8%
% of all assessments that were assess and review (rolling 12 month period)	80	731	10.9%	33.1%	31.6%
% of terminated courses where treatment was abandoned or discontinued (rolling 12 month period)	15	381	3.9%	8.6%	7.7%
% of completed treatments indicating that PAR score was taken (year to date)	0	366	0.0%	57.9%	58.4%
Rate of removable appliances per 100 fixed appliances - proposed treatment (rolling 12 month period)	7	1,252	0.56	7.01	5.64
Rate of removable appliances per 100 fixed appliances - completed treatment (rolling 12 month period)	0	718	0.00	6.51	4.81
% of courses of treatment with removable appliances only - proposed treatment (rolling 12 month period)	0	628	0.0%	2.5%	2.0%
% of courses of treatment with removable appliances only - completed treatment (rolling 12 month period)	0	366	0.0%	1.6%	1.5%
% of patients satisfied with the treatment they have received (rolling 12 month period)	29	30	96.7%	95.3%	96.0%

\* Figures in italics indicate that the base number is less than 100.

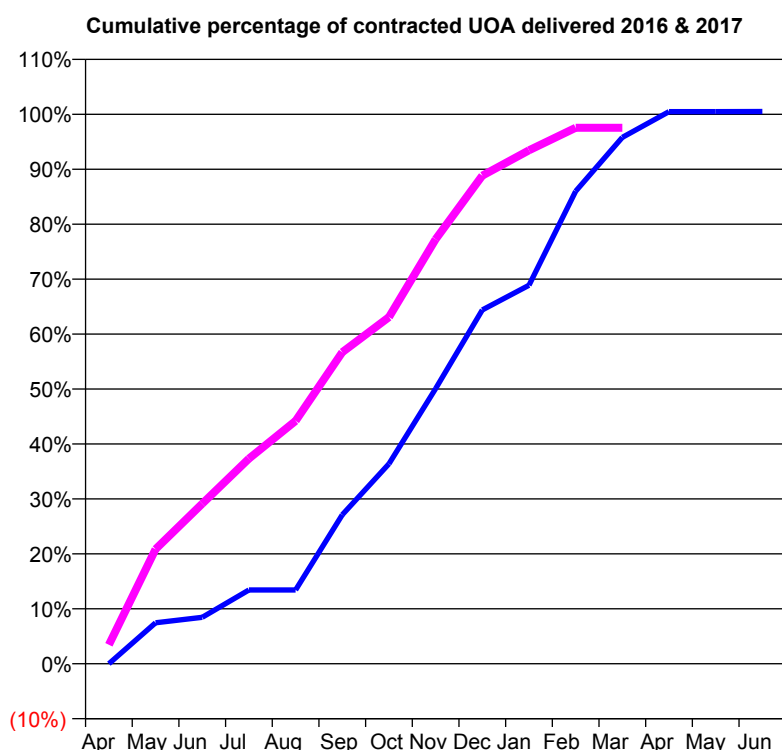
**Q59 - Vital Signs Orthodontic At a Glance Contract Report for 166189/0001 - March 2017**

Name or company name	Mr R Kidy & Ms P Sama
Contract type name	GDS Contract
Purpose of contract	General and Orthodontic
Contract start date	01/04/2011
Contract end date	

16/17 Contracted general activity (UDA)	7,050
Carry forward general activity (UDA)	0
16/17 Contracted orthodontic activity (UOA)	4,241
Carry forward orthodontic activity (UOA)	0
Baseline contract value	£434,070.80

**ACCESS**

	Contract	England and Wales
24 month ratio of assessments to patient IDs	1.12	1.09

**ACTIVITY**


Month	Adjusted Scheduled Activity (UOA)	
	2016	2017
April	0	147
May	322	885
June	365	1,236
July	579	1,583
August	579	1,875
September	1,169	2,405
October	1,569	2,675
November	2,159	3,276
December	2,776	3,767
January	2,969	3,963
February	3,707	4,137
March	4,130	4,137
April	4,332	
May	4,332	
June	4,333	

**QUALITY**

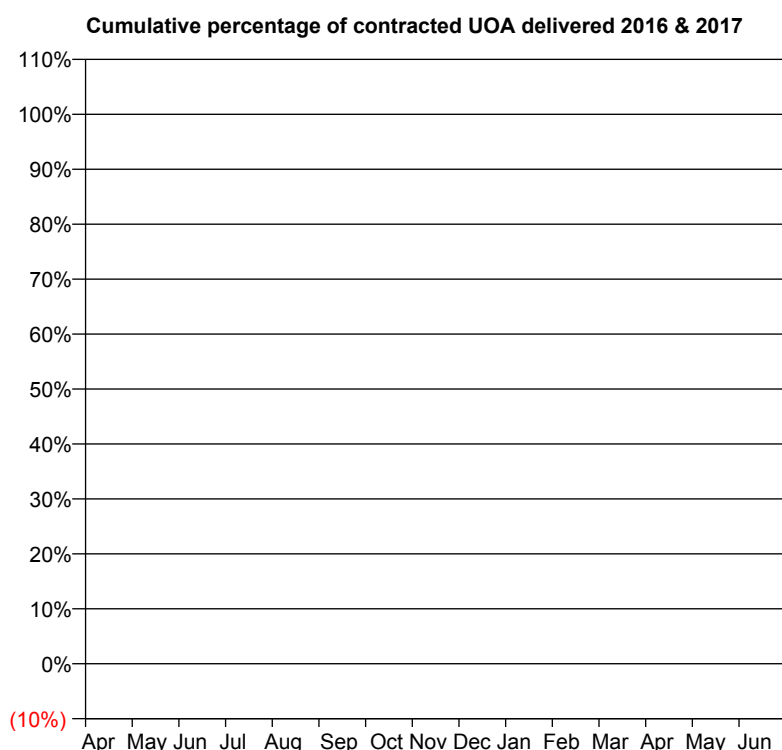
	Contract Quantity	Contract Base Number	Contract *	Region	England
% of all assessments that were assess and fit appliances (rolling 12 month period)	192	517	37.1%	55.8%	56.6%
% of all assessments that were assess and refuse (rolling 12 month period)	135	517	26.1%	11.1%	11.8%
% of all assessments that were assess and review (rolling 12 month period)	190	517	36.8%	33.1%	31.6%
% of terminated courses where treatment was abandoned or discontinued (rolling 12 month period)	19	152	12.5%	8.6%	7.7%
% of completed treatments indicating that PAR score was taken (year to date)	94	133	70.7%	57.9%	58.4%
Rate of removable appliances per 100 fixed appliances - proposed treatment (rolling 12 month period)	9	376	2.39	7.01	5.64
Rate of removable appliances per 100 fixed appliances - completed treatment (rolling 12 month period)	14	264	5.30	6.51	4.81
% of courses of treatment with removable appliances only - proposed treatment (rolling 12 month period)	3	192	1.6%	2.5%	2.0%
% of courses of treatment with removable appliances only - completed treatment (rolling 12 month period)	1	133	0.8%	1.6%	1.5%
% of patients satisfied with the treatment they have received (rolling 12 month period)	9	10	90.0%	95.3%	96.0%

\* Figures in italics indicate that the base number is less than 100.

**Q59 - Vital Signs Orthodontic At a Glance Contract Report for 166316/0002 - March 2017**

Name or company name	Mr K Bergens & Ms K Plumb	16/17 Contracted general activity (UDA)	0
Contract type name	PDS Contract	Carry forward general activity (UDA)	0
Purpose of contract	General	16/17 Contracted orthodontic activity (UOA)	0
Contract start date	01/04/2006	Carry forward orthodontic activity (UOA)	0
Contract end date	31/03/2018	Baseline contract value	£1.01

ACCESS	Contract	England and Wales
24 month ratio of assessments to patient IDs	1.19	1.09

**ACTIVITY**


Month	Adjusted Scheduled Activity (UOA)	
	2016	2017
April	0	0
May	0	90
June	0	219
July	0	419
August	0	473
September	0	518
October	478	518
November	638	775
December	688	824
January	991	852
February	1,123	1,072
March	1,351	1,243
April	1,508	
May	1,508	
June	1,508	

QUALITY	Contract Quantity	Contract Base Number	Contract *	Region	England
% of all assessments that were assess and fit appliances (rolling 12 month period)	63	140	45.0%	55.8%	56.6%
% of all assessments that were assess and refuse (rolling 12 month period)	11	140	7.9%	11.1%	11.8%
% of all assessments that were assess and review (rolling 12 month period)	66	140	47.1%	33.1%	31.6%
% of terminated courses where treatment was abandoned or discontinued (rolling 12 month period)	1	2	50.0%	8.6%	7.7%
% of completed treatments indicating that PAR score was taken (year to date)	0	1	0.0%	57.9%	58.4%
Rate of removable appliances per 100 fixed appliances - proposed treatment (rolling 12 month period)	1	124	0.81	7.01	5.64
Rate of removable appliances per 100 fixed appliances - completed treatment (rolling 12 month period)	0	2	0.00	6.51	4.81
% of courses of treatment with removable appliances only - proposed treatment (rolling 12 month period)	0	63	0.0%	2.5%	2.0%
% of courses of treatment with removable appliances only - completed treatment (rolling 12 month period)	0	1	0.0%	1.6%	1.5%
% of patients satisfied with the treatment they have received (rolling 12 month period)	4	4	100.0%	95.3%	96.0%

\* Figures in italics indicate that the base number is less than 100.



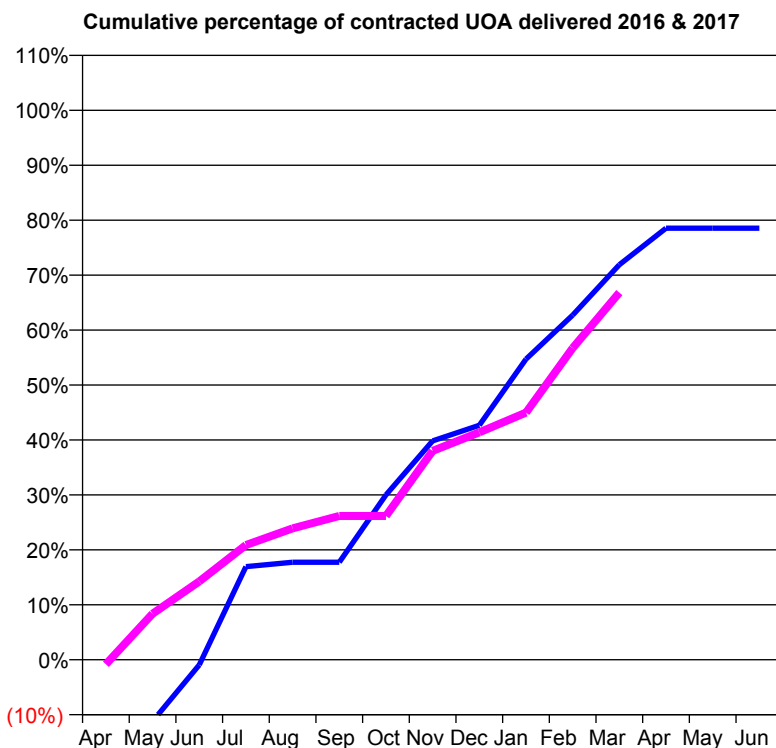
**Q59 - Vital Signs Orthodontic At a Glance Contract Report for 166316/0003 - March 2017**

Name or company name	Mr K Bergens & Ms K Plumb
Contract type name	PDS Contract
Purpose of contract	General and Orthodontic
Contract start date	01/04/2006
Contract end date	31/03/2018

16/17 Contracted general activity (UDA)	0
Carry forward general activity (UDA)	0
16/17 Contracted orthodontic activity (UOA)	7,381
Carry forward orthodontic activity (UOA)	62
Baseline contract value	£478,654.47

**ACCESS**

	Contract	England and Wales
24 month ratio of assessments to patient IDs	1.20	1.09

**ACTIVITY**


Month	Adjusted Scheduled Activity (UOA)	
	2016	2017
April	-1,413	-62
May	-821	618
June	-70	1,053
July	1,240	1,541
August	1,298	1,766
September	1,298	1,932
October	2,194	1,932
November	2,912	2,805
December	3,120	3,054
January	4,000	3,319
February	4,586	4,187
March	5,257	4,932
April	5,742	
May	5,742	
June	5,742	

**QUALITY**

	Contract Quantity	Contract Base Number	Contract *	Region	England
% of all assessments that were assess and fit appliances (rolling 12 month period)	248	519	47.8%	55.8%	56.6%
% of all assessments that were assess and refuse (rolling 12 month period)	53	519	10.2%	11.1%	11.8%
% of all assessments that were assess and review (rolling 12 month period)	218	519	42.0%	33.1%	31.6%
% of terminated courses where treatment was abandoned or discontinued (rolling 12 month period)	57	332	17.2%	8.6%	7.7%
% of completed treatments indicating that PAR score was taken (year to date)	57	275	20.7%	57.9%	58.4%
Rate of removable appliances per 100 fixed appliances - proposed treatment (rolling 12 month period)	13	486	2.67	7.01	5.64
Rate of removable appliances per 100 fixed appliances - completed treatment (rolling 12 month period)	15	548	2.74	6.51	4.81
% of courses of treatment with removable appliances only - proposed treatment (rolling 12 month period)	0	248	0.0%	2.5%	2.0%
% of courses of treatment with removable appliances only - completed treatment (rolling 12 month period)	0	275	0.0%	1.6%	1.5%
% of patients satisfied with the treatment they have received (rolling 12 month period)	5	5	100.0%	95.3%	96.0%

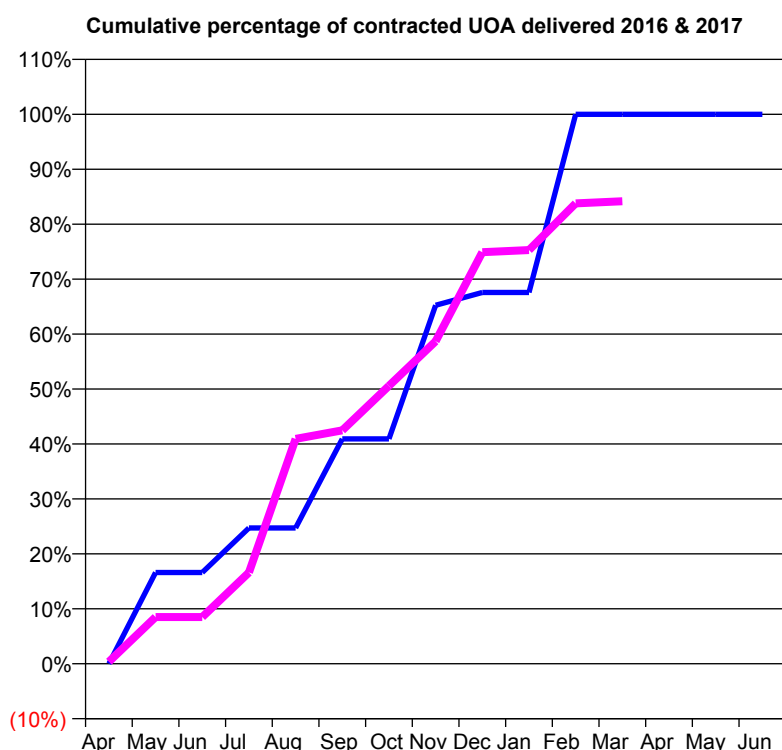
\* Figures in italics indicate that the base number is less than 100.

**Q59 - Vital Signs Orthodontic At a Glance Contract Report for 171751/0001 - March 2017**

Name or company name	E Gayton & K Gayton
Contract type name	GDS Contract
Purpose of contract	General and Orthodontic
Contract start date	01/11/2013
Contract end date	

16/17 Contracted general activity (UDA)	4,850
Carry forward general activity (UDA)	0
16/17 Contracted orthodontic activity (UOA)	259
Carry forward orthodontic activity (UOA)	0
Baseline contract value	£131,748.75

ACCESS	Contract	England and Wales
24 month ratio of assessments to patient IDs	1.10	1.09

**ACTIVITY**


Month	Adjusted Scheduled Activity (UOA)	
	2016	2017
April	0	1
May	43	22
June	43	22
July	64	43
August	64	106
September	106	110
October	106	131
November	169	152
December	175	194
January	175	195
February	259	217
March	259	218
April	259	
May	259	
June	259	

QUALITY	Contract Quantity	Contract Base Number	Contract *	Region	England
% of all assessments that were assess and fit appliances (rolling 12 month period)	11	15	73.3%	55.8%	56.6%
% of all assessments that were assess and refuse (rolling 12 month period)	1	15	6.7%	11.1%	11.8%
% of all assessments that were assess and review (rolling 12 month period)	3	15	20.0%	33.1%	31.6%
% of terminated courses where treatment was abandoned or discontinued (rolling 12 month period)	1	15	6.7%	8.6%	7.7%
% of completed treatments indicating that PAR score was taken (year to date)	14	14	100.0%	57.9%	58.4%
Rate of removable appliances per 100 fixed appliances - proposed treatment (rolling 12 month period)	3	18	16.67	7.01	5.64
Rate of removable appliances per 100 fixed appliances - completed treatment (rolling 12 month period)	4	22	18.18	6.51	4.81
% of courses of treatment with removable appliances only - proposed treatment (rolling 12 month period)	1	11	9.1%	2.5%	2.0%
% of courses of treatment with removable appliances only - completed treatment (rolling 12 month period)	1	14	7.1%	1.6%	1.5%
% of patients satisfied with the treatment they have received (rolling 12 month period)	0	0	N/A	95.3%	96.0%

\* Figures in italics indicate that the base number is less than 100.

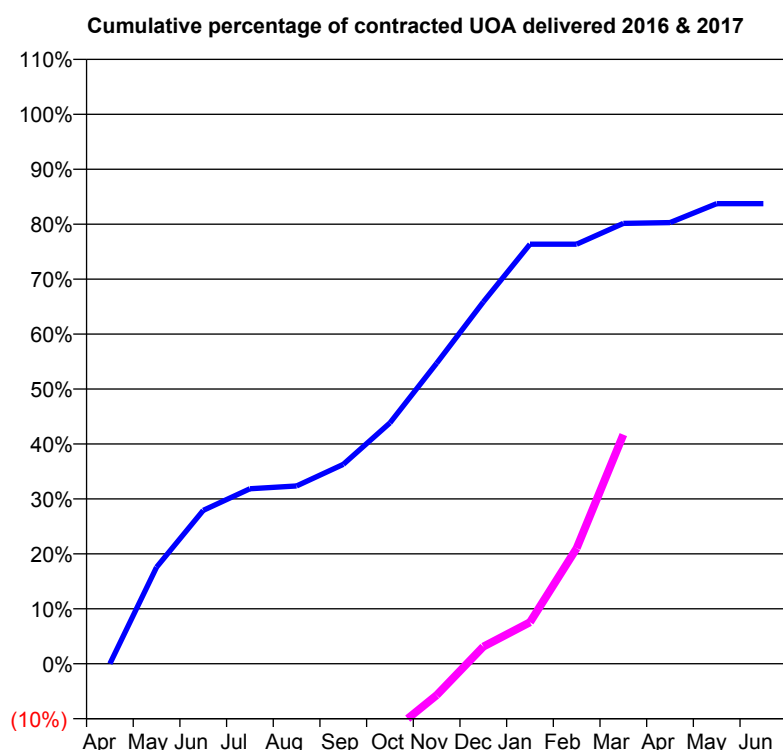
**Q59 - Vital Signs Orthodontic At a Glance Contract Report for 176591/0001 - March 2017**

Name or company name	James Cooil and Associates Limited
Contract type name	GDS Contract
Purpose of contract	General and Orthodontic
Contract start date	01/05/2010
Contract end date	

16/17 Contracted general activity (UDA)	7,056
Carry forward general activity (UDA)	-112
16/17 Contracted orthodontic activity (UOA)	609
Carry forward orthodontic activity (UOA)	99
Baseline contract value	£203,160.57

**ACCESS**

	Contract	England and Wales
24 month ratio of assessments to patient IDs	1.12	1.09

**ACTIVITY**


Month	Adjusted Scheduled Activity (UOA)	
	2016	2017
April	0	-99
May	107	-77
June	170	-77
July	194	-77
August	197	-77
September	221	-77
October	267	-77
November	333	-35
December	401	19
January	465	46
February	465	128
March	488	254
April	489	
May	510	
June	510	

**QUALITY**

	Contract Quantity	Contract Base Number	Contract *	Region	England
% of all assessments that were assess and fit appliances (rolling 12 month period)	18	58	31.0%	55.8%	56.6%
% of all assessments that were assess and refuse (rolling 12 month period)	15	58	25.9%	11.1%	11.8%
% of all assessments that were assess and review (rolling 12 month period)	25	58	43.1%	33.1%	31.6%
% of terminated courses where treatment was abandoned or discontinued (rolling 12 month period)	4	31	12.9%	8.6%	7.7%
% of completed treatments indicating that PAR score was taken (year to date)	26	27	96.3%	57.9%	58.4%
Rate of removable appliances per 100 fixed appliances - proposed treatment (rolling 12 month period)	0	0	N/A	7.01	5.64
Rate of removable appliances per 100 fixed appliances - completed treatment (rolling 12 month period)	0	0	N/A	6.51	4.81
% of courses of treatment with removable appliances only - proposed treatment (rolling 12 month period)	0	18	0.0%	2.5%	2.0%
% of courses of treatment with removable appliances only - completed treatment (rolling 12 month period)	0	27	0.0%	1.6%	1.5%
% of patients satisfied with the treatment they have received (rolling 12 month period)	1	1	100.0%	95.3%	96.0%

\* Figures in italics indicate that the base number is less than 100.

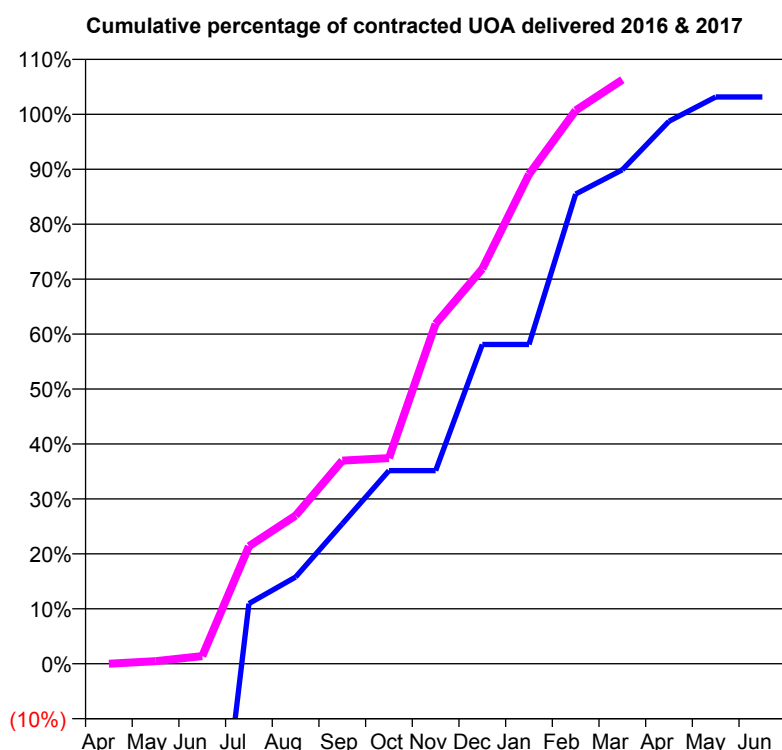
**Q59 - Vital Signs Orthodontic At a Glance Contract Report for 178055/0001 - March 2017**

Name or company name	Sloss, Sloss & Bentley
Contract type name	GDS Contract
Purpose of contract	General and Orthodontic
Contract start date	01/04/2006
Contract end date	

16/17 Contracted general activity (UDA)	11,800
Carry forward general activity (UDA)	0
16/17 Contracted orthodontic activity (UOA)	430
Carry forward orthodontic activity (UOA)	0
Baseline contract value	£288,638.43

**ACCESS**

	Contract	England and Wales
24 month ratio of assessments to patient IDs	1.13	1.09

**ACTIVITY**


Month	Adjusted Scheduled Activity (UOA)	
	2016	2017
April	-401	0
May	-334	2
June	-287	6
July	52	92
August	75	116
September	121	159
October	167	161
November	167	266
December	276	309
January	276	383
February	406	433
March	427	457
April	469	
May	490	
June	490	

**QUALITY**

	Contract Quantity	Contract Base Number	Contract *	Region	England
% of all assessments that were assess and fit appliances (rolling 12 month period)	24	57	42.1%	55.8%	56.6%
% of all assessments that were assess and refuse (rolling 12 month period)	6	57	10.5%	11.1%	11.8%
% of all assessments that were assess and review (rolling 12 month period)	27	57	47.4%	33.1%	31.6%
% of terminated courses where treatment was abandoned or discontinued (rolling 12 month period)	0	3	0.0%	8.6%	7.7%
% of completed treatments indicating that PAR score was taken (year to date)	3	3	100.0%	57.9%	58.4%
Rate of removable appliances per 100 fixed appliances - proposed treatment (rolling 12 month period)	4	14	28.57	7.01	5.64
Rate of removable appliances per 100 fixed appliances - completed treatment (rolling 12 month period)	2	6	33.33	6.51	4.81
% of courses of treatment with removable appliances only - proposed treatment (rolling 12 month period)	4	24	16.7%	2.5%	2.0%
% of courses of treatment with removable appliances only - completed treatment (rolling 12 month period)	0	3	0.0%	1.6%	1.5%
% of patients satisfied with the treatment they have received (rolling 12 month period)	2	2	100.0%	95.3%	96.0%

\* Figures in italics indicate that the base number is less than 100.

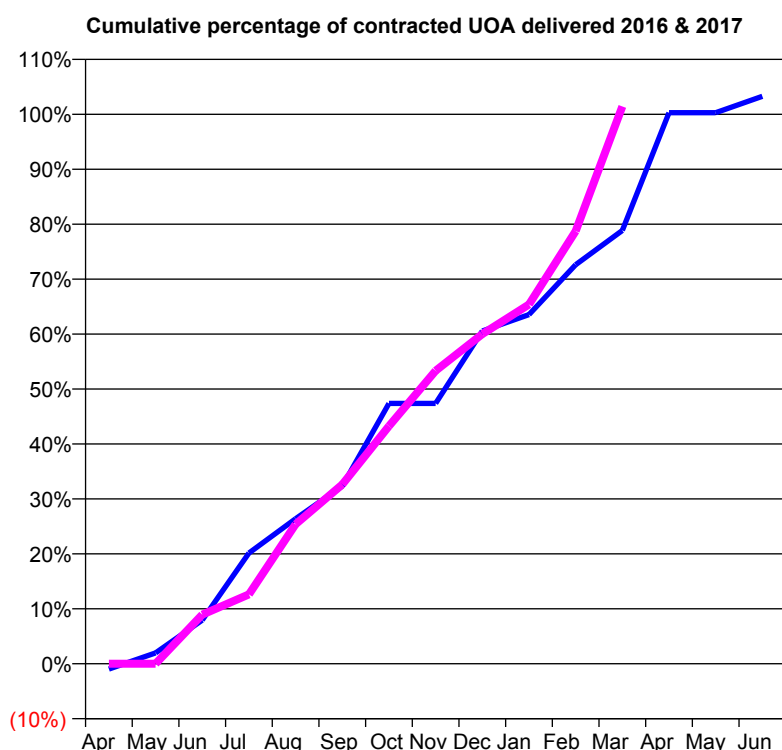
**Q59 - Vital Signs Orthodontic At a Glance Contract Report for 187208/0001 - March 2017**

Name or company name	Mr N Maxey & Mr W Welch
Contract type name	GDS Contract
Purpose of contract	General and Orthodontic
Contract start date	01/04/2006
Contract end date	

16/17 Contracted general activity (UDA)	63,070
Carry forward general activity (UDA)	0
16/17 Contracted orthodontic activity (UOA)	705
Carry forward orthodontic activity (UOA)	0
Baseline contract value	£1,531,688.03

**ACCESS**

	Contract	England and Wales
24 month ratio of assessments to patient IDs	1.15	1.09

**ACTIVITY**


Month	Adjusted Scheduled Activity (UOA)	
	2016	2017
April	-7	0
May	14	0
June	56	63
July	142	89
August	186	179
September	228	230
October	334	305
November	334	376
December	427	423
January	448	461
February	512	555
March	556	715
April	707	
May	707	
June	728	

**QUALITY**

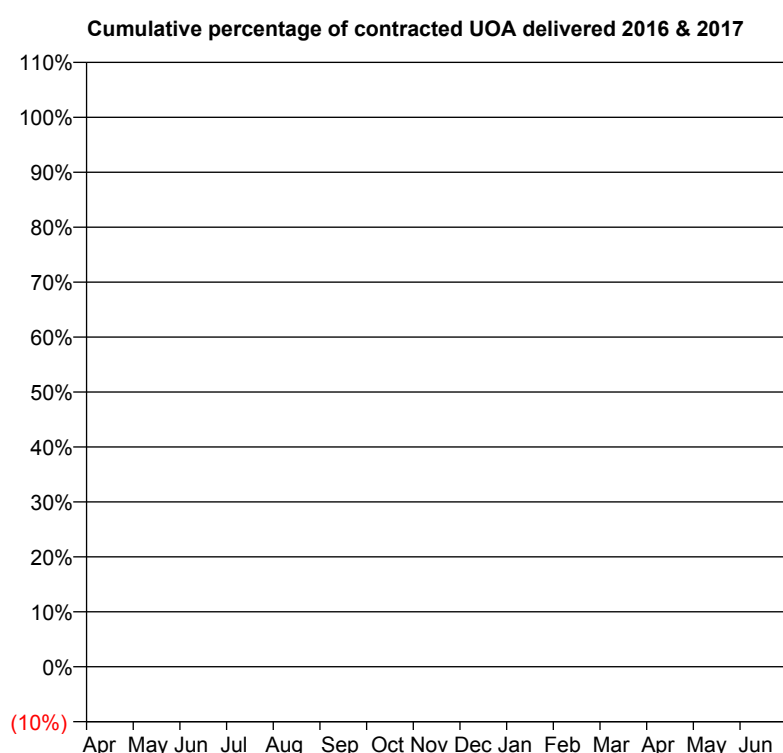
	Contract Quantity	Contract Base Number	Contract *	Region	England
% of all assessments that were assess and fit appliances (rolling 12 month period)	40	117	34.2%	55.8%	56.6%
% of all assessments that were assess and refuse (rolling 12 month period)	14	117	12.0%	11.1%	11.8%
% of all assessments that were assess and review (rolling 12 month period)	63	117	53.8%	33.1%	31.6%
% of terminated courses where treatment was abandoned or discontinued (rolling 12 month period)	2	33	6.1%	8.6%	7.7%
% of completed treatments indicating that PAR score was taken (year to date)	0	31	0.0%	57.9%	58.4%
Rate of removable appliances per 100 fixed appliances - proposed treatment (rolling 12 month period)	4	74	5.41	7.01	5.64
Rate of removable appliances per 100 fixed appliances - completed treatment (rolling 12 month period)	4	57	7.02	6.51	4.81
% of courses of treatment with removable appliances only - proposed treatment (rolling 12 month period)	3	40	7.5%	2.5%	2.0%
% of courses of treatment with removable appliances only - completed treatment (rolling 12 month period)	0	31	0.0%	1.6%	1.5%
% of patients satisfied with the treatment they have received (rolling 12 month period)	3	3	100.0%	95.3%	96.0%

\* Figures in italics indicate that the base number is less than 100.

**Q59 - Vital Signs Orthodontic At a Glance Contract Report for 192171/0001 - March 2017**

Name or company name	Harborough Orthodontics	16/17 Contracted general activity (UDA)	0
Contract type name	PDS Contract	Carry forward general activity (UDA)	0
Purpose of contract	General and Orthodontic	16/17 Contracted orthodontic activity (UOA)	0
Contract start date	01/01/2012	Carry forward orthodontic activity (UOA)	0
Contract end date	30/09/2017	Baseline contract value	£101,719.01

ACCESS	Contract	England and Wales
24 month ratio of assessments to patient IDs	1.14	1.09

**ACTIVITY**


Month	Adjusted Scheduled Activity (UOA)	
	2016	2017
April	0	0
May	2	21
June	2	21
July	176	22
August	187	85
September	187	86
October	207	86
November	272	111
December	272	136
January	538	178
February	585	394
March	613	508
April	613	
May	613	
June	613	

**QUALITY**

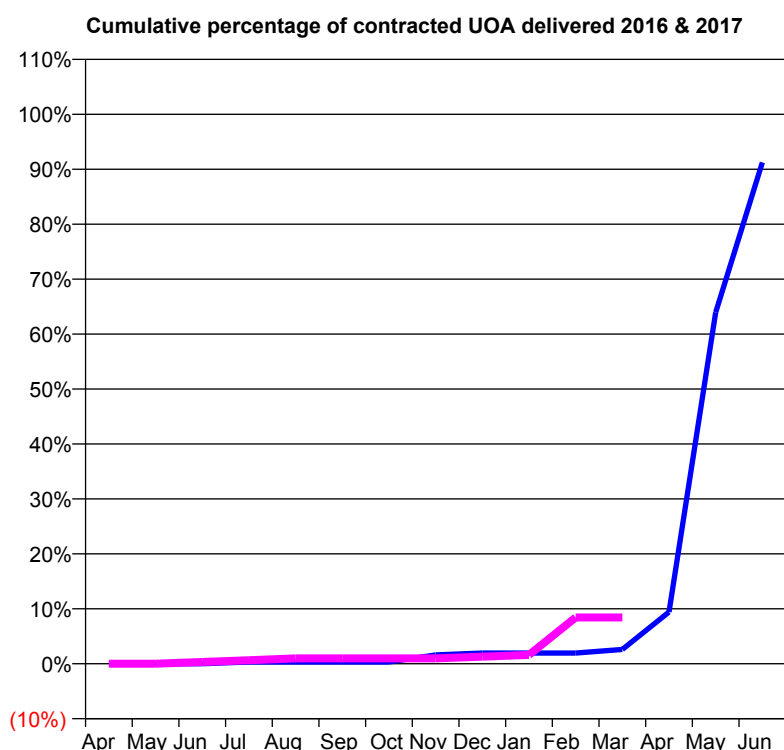
	Contract Quantity	Contract Base Number	Contract *	Region	England
% of all assessments that were assess and fit appliances (rolling 12 month period)	23	46	50.0%	55.8%	56.6%
% of all assessments that were assess and refuse (rolling 12 month period)	8	46	17.4%	11.1%	11.8%
% of all assessments that were assess and review (rolling 12 month period)	15	46	32.6%	33.1%	31.6%
% of terminated courses where treatment was abandoned or discontinued (rolling 12 month period)	0	21	0.0%	8.6%	7.7%
% of completed treatments indicating that PAR score was taken (year to date)	3	21	14.3%	57.9%	58.4%
Rate of removable appliances per 100 fixed appliances - proposed treatment (rolling 12 month period)	5	30	16.67	7.01	5.64
Rate of removable appliances per 100 fixed appliances - completed treatment (rolling 12 month period)	2	42	4.76	6.51	4.81
% of courses of treatment with removable appliances only - proposed treatment (rolling 12 month period)	0	23	0.0%	2.5%	2.0%
% of courses of treatment with removable appliances only - completed treatment (rolling 12 month period)	0	21	0.0%	1.6%	1.5%
% of patients satisfied with the treatment they have received (rolling 12 month period)	1	1	100.0%	95.3%	96.0%

\* Figures in italics indicate that the base number is less than 100.

**Q59 - Vital Signs Orthodontic At a Glance Contract Report for 229792/0001 - March 2017**

Name or company name	MR JJ CLIFFE	16/17 Contracted general activity (UDA)	8,300
Contract type name	GDS Contract	Carry forward general activity (UDA)	0
Purpose of contract	General and Orthodontic	16/17 Contracted orthodontic activity (UOA)	308
Contract start date	01/04/2006	Carry forward orthodontic activity (UOA)	0
Contract end date		Baseline contract value	£203,363.36

ACCESS	Contract	England and Wales
24 month ratio of assessments to patient IDs	1.05	1.09

**ACTIVITY**


Month	Adjusted Scheduled Activity (UOA)	
	2016	2017
April	0	0
May	0	0
June	0	1
July	1	2
August	1	3
September	1	3
October	1	3
November	5	3
December	6	4
January	6	5
February	6	26
March	8	26
April	29	
May	197	
June	281	

**QUALITY**

	Contract Quantity	Contract Base Number	Contract *	Region	England
% of all assessments that were assess and fit appliances (rolling 12 month period)	14	19	73.7%	55.8%	56.6%
% of all assessments that were assess and refuse (rolling 12 month period)	1	19	5.3%	11.1%	11.8%
% of all assessments that were assess and review (rolling 12 month period)	4	19	21.1%	33.1%	31.6%
% of terminated courses where treatment was abandoned or discontinued (rolling 12 month period)	0	0	N/A	8.6%	7.7%
% of completed treatments indicating that PAR score was taken (year to date)	0	0	N/A	57.9%	58.4%
Rate of removable appliances per 100 fixed appliances - proposed treatment (rolling 12 month period)	0	28	0.00	7.01	5.64
Rate of removable appliances per 100 fixed appliances - completed treatment (rolling 12 month period)	0	0	N/A	6.51	4.81
% of courses of treatment with removable appliances only - proposed treatment (rolling 12 month period)	0	14	0.0%	2.5%	2.0%
% of courses of treatment with removable appliances only - completed treatment (rolling 12 month period)	0	0	N/A	1.6%	1.5%
% of patients satisfied with the treatment they have received (rolling 12 month period)	3	3	100.0%	95.3%	96.0%

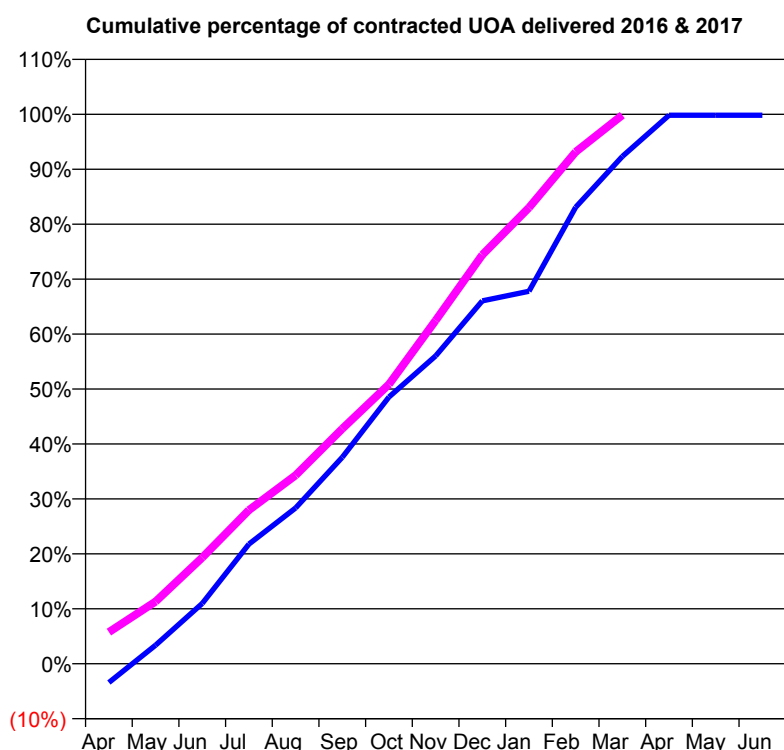
\* Figures in italics indicate that the base number is less than 100.

**Q59 - Vital Signs Orthodontic At a Glance Contract Report for 243868/0001 - March 2017**

Name or company name	MRS CM BARRS
Contract type name	PDS Contract
Purpose of contract	Orthodontic
Contract start date	01/04/2006
Contract end date	31/03/2018

16/17 Contracted general activity (UDA)	0
Carry forward general activity (UDA)	0
16/17 Contracted orthodontic activity (UOA)	13,238
Carry forward orthodontic activity (UOA)	16
Baseline contract value	£809,801.32

ACCESS	Contract	England and Wales
24 month ratio of assessments to patient IDs	1.01	1.09

**ACTIVITY**


Month	Adjusted Scheduled Activity (UOA)	
	2016	2017
April	-455	762
May	448	1,499
June	1,456	2,558
July	2,886	3,701
August	3,756	4,542
September	4,978	5,662
October	6,432	6,733
November	7,421	8,269
December	8,748	9,850
January	8,979	10,988
February	11,006	12,332
March	12,231	13,218
April	13,222	
May	13,222	
June	13,222	

QUALITY	Contract Quantity	Contract Base Number	Contract *	Region	England
% of all assessments that were assess and fit appliances (rolling 12 month period)	684	710	96.3%	55.8%	56.6%
% of all assessments that were assess and refuse (rolling 12 month period)	0	710	0.0%	11.1%	11.8%
% of all assessments that were assess and review (rolling 12 month period)	26	710	3.7%	33.1%	31.6%
% of terminated courses where treatment was abandoned or discontinued (rolling 12 month period)	31	549	5.6%	8.6%	7.7%
% of completed treatments indicating that PAR score was taken (year to date)	477	517	92.3%	57.9%	58.4%
Rate of removable appliances per 100 fixed appliances - proposed treatment (rolling 12 month period)	142	754	18.83	7.01	5.64
Rate of removable appliances per 100 fixed appliances - completed treatment (rolling 12 month period)	7	80	8.75	6.51	4.81
% of courses of treatment with removable appliances only - proposed treatment (rolling 12 month period)	6	684	0.9%	2.5%	2.0%
% of courses of treatment with removable appliances only - completed treatment (rolling 12 month period)	2	518	0.4%	1.6%	1.5%
% of patients satisfied with the treatment they have received (rolling 12 month period)	26	28	92.9%	95.3%	96.0%

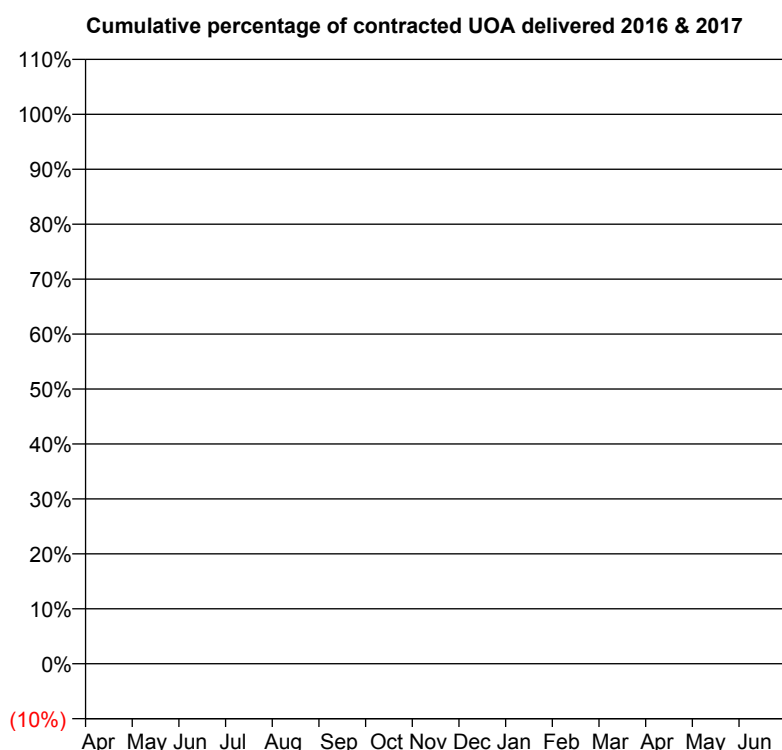
\* Figures in italics indicate that the base number is less than 100.



**Q59 - Vital Signs Orthodontic At a Glance Contract Report for 243868/0011 - March 2017**

Name or company name	MRS CM BARRS	16/17 Contracted general activity (UDA)	0
Contract type name	PDS Contract	Carry forward general activity (UDA)	0
Purpose of contract	General and Orthodontic	16/17 Contracted orthodontic activity (UOA)	0
Contract start date	01/12/2008	Carry forward orthodontic activity (UOA)	0
Contract end date	30/09/2017	Baseline contract value	£203,998.00

ACCESS	Contract	England and Wales
24 month ratio of assessments to patient IDs	1.05	1.09

**ACTIVITY**


Month	Adjusted Scheduled Activity (UOA)	
	2016	2017
April	22	194
May	150	305
June	342	500
July	557	783
August	667	1,126
September	864	1,383
October	992	1,447
November	1,212	1,472
December	1,516	1,792
January	1,625	2,007
February	1,905	2,372
March	2,202	2,568
April	2,251	
May	2,251	
June	2,251	

**QUALITY**

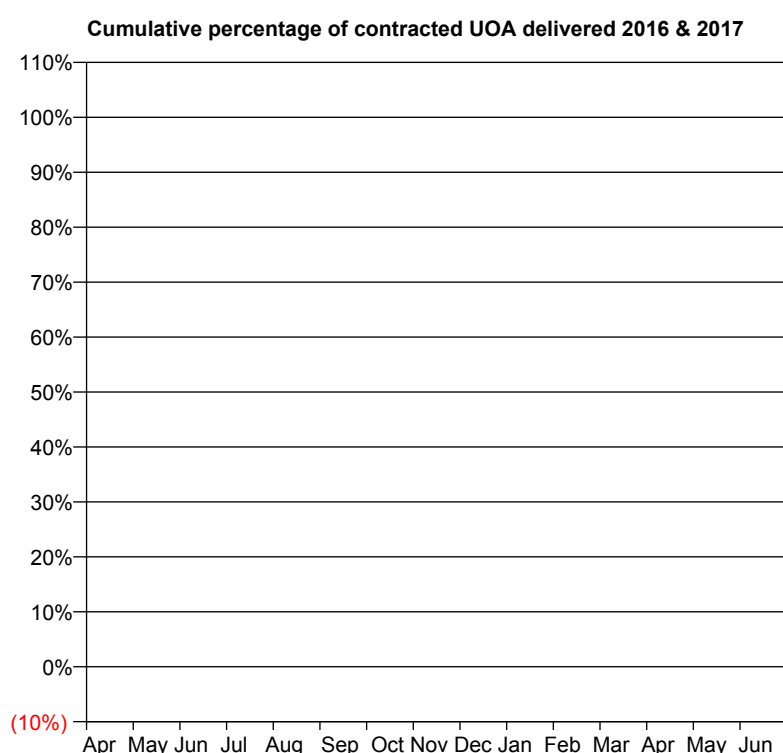
	Contract Quantity	Contract Base Number	Contract *	Region	England
% of all assessments that were assess and fit appliances (rolling 12 month period)	124	196	63.3%	55.8%	56.6%
% of all assessments that were assess and refuse (rolling 12 month period)	2	196	1.0%	11.1%	11.8%
% of all assessments that were assess and review (rolling 12 month period)	70	196	35.7%	33.1%	31.6%
% of terminated courses where treatment was abandoned or discontinued (rolling 12 month period)	2	71	2.8%	8.6%	7.7%
% of completed treatments indicating that PAR score was taken (year to date)	62	68	91.2%	57.9%	58.4%
Rate of removable appliances per 100 fixed appliances - proposed treatment (rolling 12 month period)	34	164	20.73	7.01	5.64
Rate of removable appliances per 100 fixed appliances - completed treatment (rolling 12 month period)	0	2	0.00	6.51	4.81
% of courses of treatment with removable appliances only - proposed treatment (rolling 12 month period)	1	124	0.8%	2.5%	2.0%
% of courses of treatment with removable appliances only - completed treatment (rolling 12 month period)	0	69	0.0%	1.6%	1.5%
% of patients satisfied with the treatment they have received (rolling 12 month period)	2	3	66.7%	95.3%	96.0%

\* Figures in italics indicate that the base number is less than 100.

**Q59 - Vital Signs Orthodontic At a Glance Contract Report for 321389/0004 - March 2017**

Name or company name	MISS CL TRACEY	16/17 Contracted general activity (UDA)	0
Contract type name	PDS Contract	Carry forward general activity (UDA)	0
Purpose of contract	General and Orthodontic	16/17 Contracted orthodontic activity (UOA)	0
Contract start date	16/03/2014	Carry forward orthodontic activity (UOA)	0
Contract end date	30/09/2017	Baseline contract value	£113,303.01

ACCESS	Contract	England and Wales
24 month ratio of assessments to patient IDs	1.01	1.09

**ACTIVITY**


Month	Adjusted Scheduled Activity (UOA)	
	2016	2017
April	0	0
May	0	22
June	192	171
July	235	257
August	300	321
September	385	515
October	534	641
November	599	727
December	708	858
January	771	945
February	939	1,055
March	1,110	1,204
April	1,260	
May	1,260	
June	1,261	

**QUALITY**

	Contract Quantity	Contract Base Number	Contract *	Region	England
% of all assessments that were assess and fit appliances (rolling 12 month period)	64	97	66.0%	55.8%	56.6%
% of all assessments that were assess and refuse (rolling 12 month period)	4	97	4.1%	11.1%	11.8%
% of all assessments that were assess and review (rolling 12 month period)	29	97	29.9%	33.1%	31.6%
% of terminated courses where treatment was abandoned or discontinued (rolling 12 month period)	4	45	8.9%	8.6%	7.7%
% of completed treatments indicating that PAR score was taken (year to date)	34	41	82.9%	57.9%	58.4%
Rate of removable appliances per 100 fixed appliances - proposed treatment (rolling 12 month period)	11	118	9.32	7.01	5.64
Rate of removable appliances per 100 fixed appliances - completed treatment (rolling 12 month period)	0	0	N/A	6.51	4.81
% of courses of treatment with removable appliances only - proposed treatment (rolling 12 month period)	0	64	0.0%	2.5%	2.0%
% of courses of treatment with removable appliances only - completed treatment (rolling 12 month period)	0	41	0.0%	1.6%	1.5%
% of patients satisfied with the treatment they have received (rolling 12 month period)	1	2	50.0%	95.3%	96.0%

\* Figures in italics indicate that the base number is less than 100.

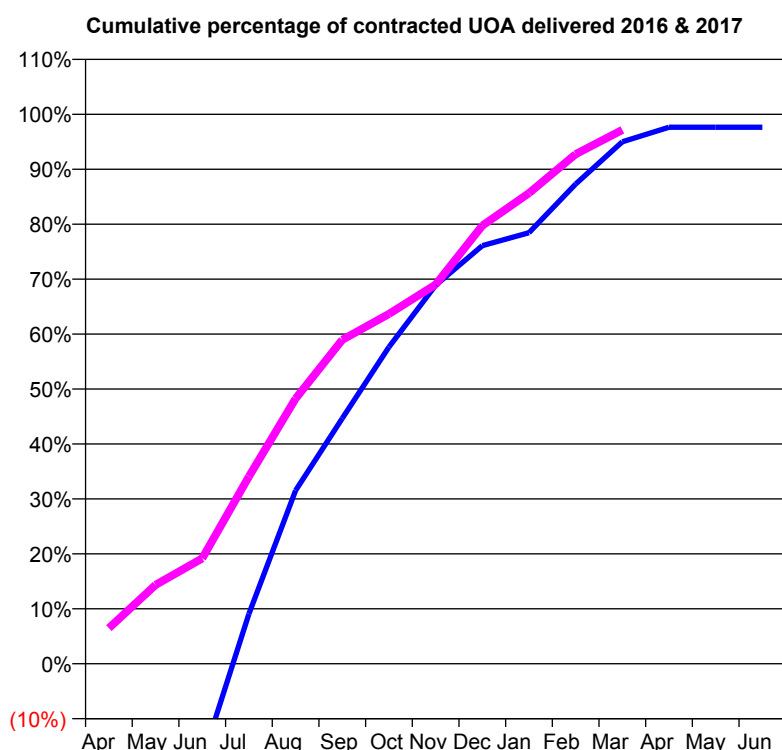
**Q59 - Vital Signs Orthodontic At a Glance Contract Report for 397156/0001 - March 2017**

Name or company name	MR MD CLARE
Contract type name	PDS Contract
Purpose of contract	Orthodontic
Contract start date	01/04/2006
Contract end date	31/03/2018

16/17 Contracted general activity (UDA)	0
Carry forward general activity (UDA)	0
16/17 Contracted orthodontic activity (UOA)	3,554
Carry forward orthodontic activity (UOA)	84
Baseline contract value	£235,792.96

**ACCESS**

	Contract	England and Wales
24 month ratio of assessments to patient IDs	1.02	1.09

**ACTIVITY**


Month	Adjusted Scheduled Activity (UOA)	
	2016	2017
April	-1,218	231
May	-985	510
June	-622	682
July	323	1,211
August	1,121	1,715
September	1,587	2,095
October	2,049	2,263
November	2,448	2,452
December	2,704	2,834
January	2,788	3,044
February	3,103	3,296
March	3,376	3,453
April	3,470	
May	3,470	
June	3,470	

**QUALITY**

	Contract Quantity	Contract Base Number	Contract *	Region	England
% of all assessments that were assess and fit appliances (rolling 12 month period)	171	234	73.1%	55.8%	56.6%
% of all assessments that were assess and refuse (rolling 12 month period)	3	234	1.3%	11.1%	11.8%
% of all assessments that were assess and review (rolling 12 month period)	60	234	25.6%	33.1%	31.6%
% of terminated courses where treatment was abandoned or discontinued (rolling 12 month period)	11	254	4.3%	8.6%	7.7%
% of completed treatments indicating that PAR score was taken (year to date)	76	243	31.3%	57.9%	58.4%
Rate of removable appliances per 100 fixed appliances - proposed treatment (rolling 12 month period)	20	332	6.02	7.01	5.64
Rate of removable appliances per 100 fixed appliances - completed treatment (rolling 12 month period)	21	474	4.43	6.51	4.81
% of courses of treatment with removable appliances only - proposed treatment (rolling 12 month period)	5	171	2.9%	2.5%	2.0%
% of courses of treatment with removable appliances only - completed treatment (rolling 12 month period)	6	243	2.5%	1.6%	1.5%
% of patients satisfied with the treatment they have received (rolling 12 month period)	8	8	100.0%	95.3%	96.0%

\* Figures in italics indicate that the base number is less than 100.

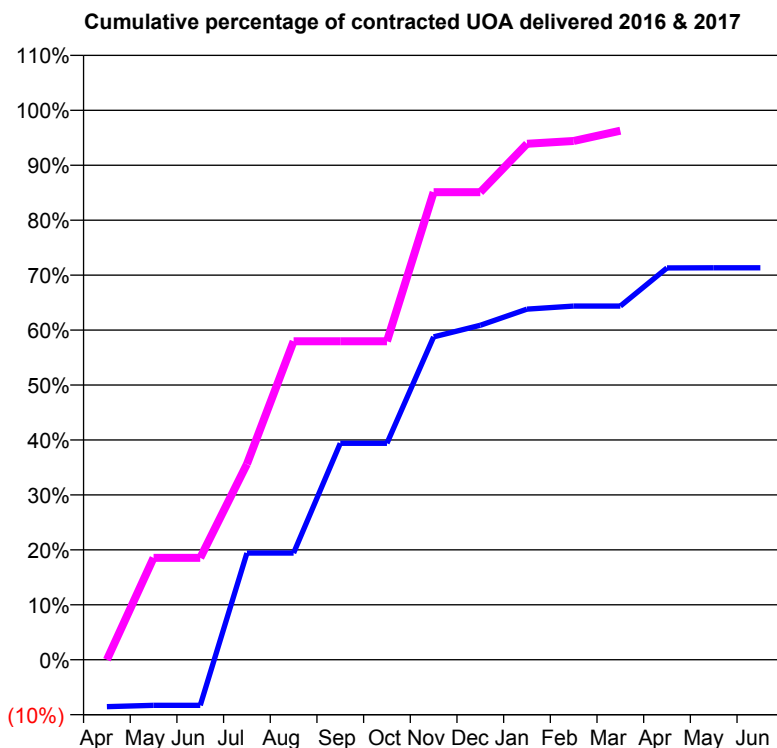
**Q59 - Vital Signs Orthodontic At a Glance Contract Report for 564249/0001 - March 2017**

Name or company name	MR AN LUMB
Contract type name	PDS Contract
Purpose of contract	Orthodontic
Contract start date	01/04/2006
Contract end date	31/03/2018

16/17 Contracted general activity (UDA)	0
Carry forward general activity (UDA)	0
16/17 Contracted orthodontic activity (UOA)	6,174
Carry forward orthodontic activity (UOA)	0
Baseline contract value	£409,205.91

**ACCESS**

	Contract	England and Wales
24 month ratio of assessments to patient IDs	1.05	1.09

**ACTIVITY**


Month	Adjusted Scheduled Activity (UOA)	
	2016	2017
April	-743	0
May	-721	1,146
June	-721	1,146
July	1,687	2,199
August	1,687	3,578
September	3,422	3,578
October	3,422	3,578
November	5,104	5,254
December	5,288	5,254
January	5,543	5,797
February	5,592	5,829
March	5,592	5,944
April	6,195	
May	6,196	
June	6,196	

**QUALITY**

	Contract Quantity	Contract Base Number	Contract *	Region	England
% of all assessments that were assess and fit appliances (rolling 12 month period)	289	820	35.2%	55.8%	56.6%
% of all assessments that were assess and refuse (rolling 12 month period)	80	820	9.8%	11.1%	11.8%
% of all assessments that were assess and review (rolling 12 month period)	451	820	55.0%	33.1%	31.6%
% of terminated courses where treatment was abandoned or discontinued (rolling 12 month period)	21	463	4.5%	8.6%	7.7%
% of completed treatments indicating that PAR score was taken (year to date)	407	442	92.1%	57.9%	58.4%
Rate of removable appliances per 100 fixed appliances - proposed treatment (rolling 12 month period)	4	564	0.71	7.01	5.64
Rate of removable appliances per 100 fixed appliances - completed treatment (rolling 12 month period)	11	865	1.27	6.51	4.81
% of courses of treatment with removable appliances only - proposed treatment (rolling 12 month period)	3	289	1.0%	2.5%	2.0%
% of courses of treatment with removable appliances only - completed treatment (rolling 12 month period)	4	442	0.9%	1.6%	1.5%
% of patients satisfied with the treatment they have received (rolling 12 month period)	14	14	100.0%	95.3%	96.0%

\* Figures in italics indicate that the base number is less than 100.

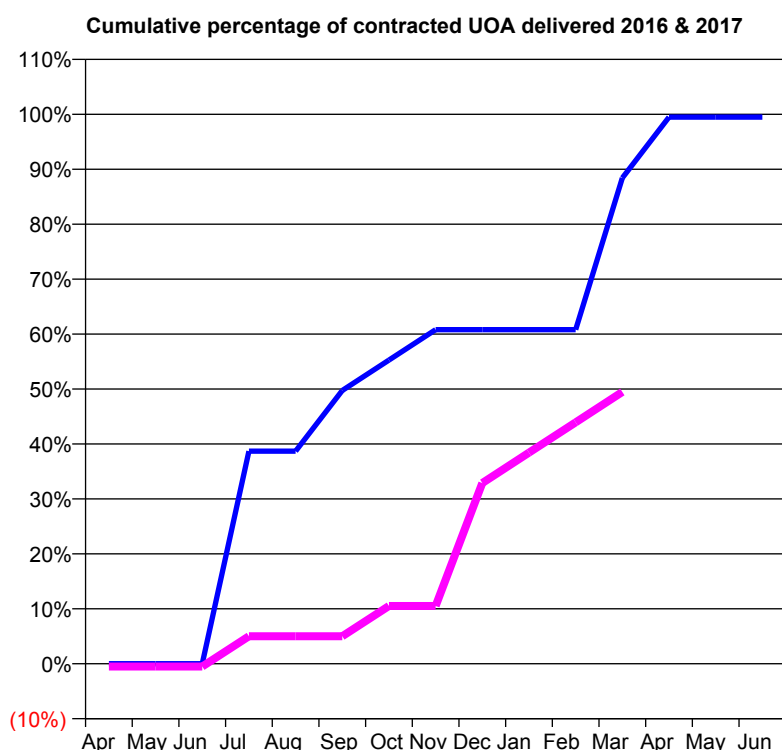
**Q59 - Vital Signs Orthodontic At a Glance Contract Report for 570230/0002 - March 2017**

Name or company name	MR RM ALLEN
Contract type name	GDS Contract
Purpose of contract	General and Orthodontic
Contract start date	01/04/2006
Contract end date	

16/17 Contracted general activity (UDA)	8,765
Carry forward general activity (UDA)	50
16/17 Contracted orthodontic activity (UOA)	380
Carry forward orthodontic activity (UOA)	2
Baseline contract value	£253,246.66

**ACCESS**

	Contract	England and Wales
24 month ratio of assessments to patient IDs	1.00	1.09

**ACTIVITY**


Month	Adjusted Scheduled Activity (UOA)	
	2016	2017
April	0	-2
May	0	-2
June	0	-2
July	147	19
August	147	19
September	189	19
October	210	40
November	231	40
December	231	125
January	231	146
February	231	167
March	336	188
April	378	
May	378	
June	378	

**QUALITY**

	Contract Quantity	Contract Base Number	Contract *	Region	England
% of all assessments that were assess and fit appliances (rolling 12 month period)	11	12	91.7%	55.8%	56.6%
% of all assessments that were assess and refuse (rolling 12 month period)	0	12	0.0%	11.1%	11.8%
% of all assessments that were assess and review (rolling 12 month period)	1	12	8.3%	33.1%	31.6%
% of terminated courses where treatment was abandoned or discontinued (rolling 12 month period)	2	11	18.2%	8.6%	7.7%
% of completed treatments indicating that PAR score was taken (year to date)	7	9	77.8%	57.9%	58.4%
Rate of removable appliances per 100 fixed appliances - proposed treatment (rolling 12 month period)	0	22	0.00	7.01	5.64
Rate of removable appliances per 100 fixed appliances - completed treatment (rolling 12 month period)	0	0	N/A	6.51	4.81
% of courses of treatment with removable appliances only - proposed treatment (rolling 12 month period)	0	11	0.0%	2.5%	2.0%
% of courses of treatment with removable appliances only - completed treatment (rolling 12 month period)	0	9	0.0%	1.6%	1.5%
% of patients satisfied with the treatment they have received (rolling 12 month period)	0	0	N/A	95.3%	96.0%

\* Figures in italics indicate that the base number is less than 100.

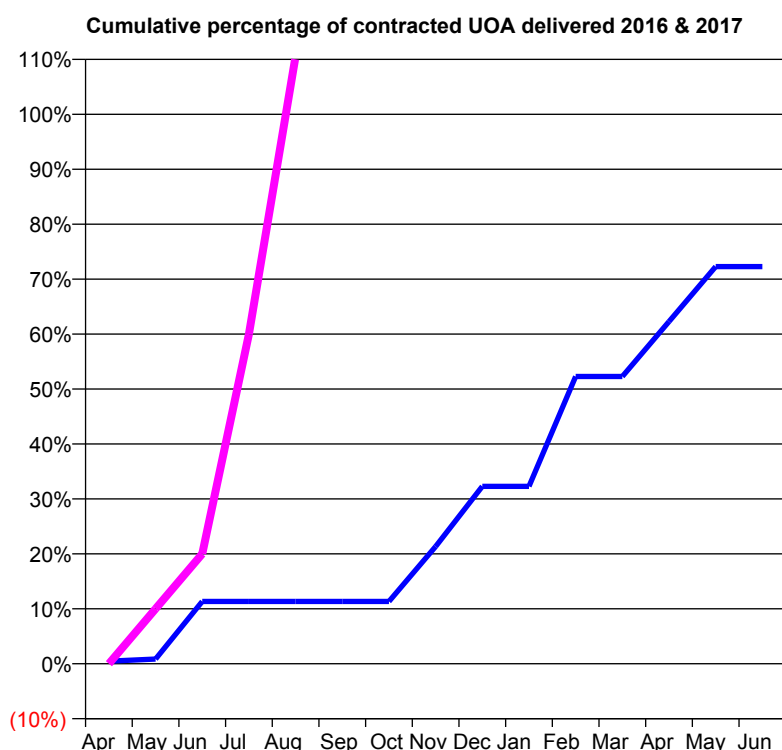
**Q59 - Vital Signs Orthodontic At a Glance Contract Report for 573477/0001 - March 2017**

Name or company name	MR TW POWELL
Contract type name	GDS Contract
Purpose of contract	General and Orthodontic
Contract start date	01/04/2006
Contract end date	

16/17 Contracted general activity (UDA)	24,487
Carry forward general activity (UDA)	0
16/17 Contracted orthodontic activity (UOA)	210
Carry forward orthodontic activity (UOA)	0
Baseline contract value	£594,621.34

**ACCESS**

	Contract	England and Wales
24 month ratio of assessments to patient IDs	1.00	1.09

**ACTIVITY**


Month	Adjusted Scheduled Activity (UOA)	
	2016	2017
April	1	0
May	2	21
June	24	42
July	24	126
August	24	232
September	24	232
October	24	234
November	45	234
December	68	234
January	68	237
February	110	237
March	110	237
April	131	
May	152	
June	152	

**QUALITY**

	Contract Quantity	Contract Base Number	Contract *	Region	England
% of all assessments that were assess and fit appliances (rolling 12 month period)	13	19	68.4%	55.8%	56.6%
% of all assessments that were assess and refuse (rolling 12 month period)	0	19	0.0%	11.1%	11.8%
% of all assessments that were assess and review (rolling 12 month period)	6	19	31.6%	33.1%	31.6%
% of terminated courses where treatment was abandoned or discontinued (rolling 12 month period)	1	12	8.3%	8.6%	7.7%
% of completed treatments indicating that PAR score was taken (year to date)	11	11	100.0%	57.9%	58.4%
Rate of removable appliances per 100 fixed appliances - proposed treatment (rolling 12 month period)	0	0	N/A	7.01	5.64
Rate of removable appliances per 100 fixed appliances - completed treatment (rolling 12 month period)	6	7	85.71	6.51	4.81
% of courses of treatment with removable appliances only - proposed treatment (rolling 12 month period)	0	13	0.0%	2.5%	2.0%
% of courses of treatment with removable appliances only - completed treatment (rolling 12 month period)	1	11	9.1%	1.6%	1.5%
% of patients satisfied with the treatment they have received (rolling 12 month period)	0	0	N/A	95.3%	96.0%

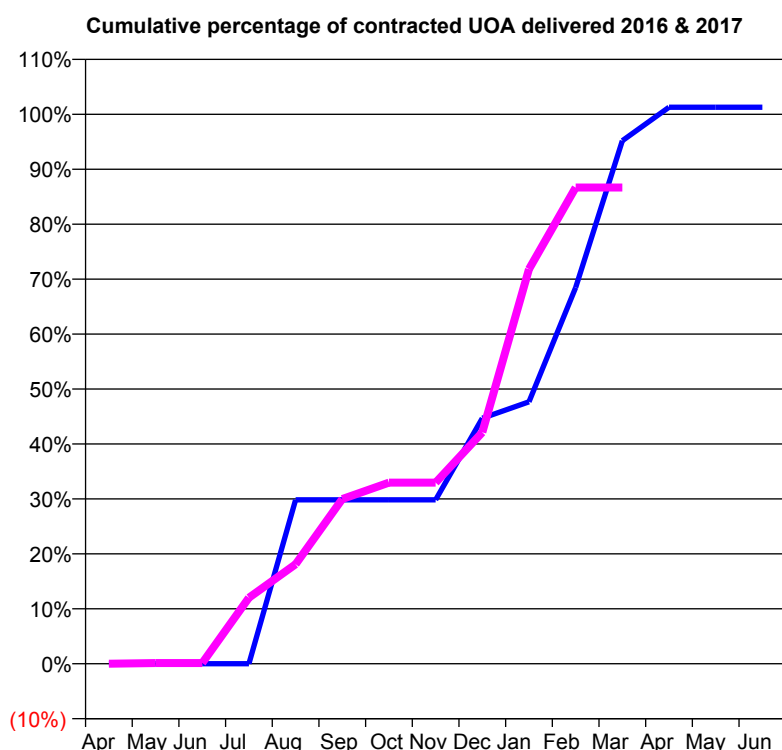
\* Figures in italics indicate that the base number is less than 100.

**Q59 - Vital Signs Orthodontic At a Glance Contract Report for 796964/0002 - March 2017**

Name or company name	MR A SMITH
Contract type name	GDS Contract
Purpose of contract	General and Orthodontic
Contract start date	01/08/2014
Contract end date	

16/17 Contracted general activity (UDA)	33,500
Carry forward general activity (UDA)	-481
16/17 Contracted orthodontic activity (UOA)	707
Carry forward orthodontic activity (UOA)	0
Baseline contract value	£934,794.16

ACCESS	Contract	England and Wales
24 month ratio of assessments to patient IDs	1.04	1.09

**ACTIVITY**


Month	Adjusted Scheduled Activity (UOA)	
	2016	2017
April	0	0
May	0	1
June	0	1
July	0	85
August	211	128
September	211	212
October	211	233
November	211	233
December	316	298
January	337	508
February	484	613
March	673	613
April	716	
May	716	
June	716	

QUALITY	Contract Quantity	Contract Base Number	Contract *	Region	England
% of all assessments that were assess and fit appliances (rolling 12 month period)	32	37	86.5%	55.8%	56.6%
% of all assessments that were assess and refuse (rolling 12 month period)	2	37	5.4%	11.1%	11.8%
% of all assessments that were assess and review (rolling 12 month period)	3	37	8.1%	33.1%	31.6%
% of terminated courses where treatment was abandoned or discontinued (rolling 12 month period)	9	38	23.7%	8.6%	7.7%
% of completed treatments indicating that PAR score was taken (year to date)	0	29	0.0%	57.9%	58.4%
Rate of removable appliances per 100 fixed appliances - proposed treatment (rolling 12 month period)	1	57	1.75	7.01	5.64
Rate of removable appliances per 100 fixed appliances - completed treatment (rolling 12 month period)	0	0	N/A	6.51	4.81
% of courses of treatment with removable appliances only - proposed treatment (rolling 12 month period)	1	32	3.1%	2.5%	2.0%
% of courses of treatment with removable appliances only - completed treatment (rolling 12 month period)	0	29	0.0%	1.6%	1.5%
% of patients satisfied with the treatment they have received (rolling 12 month period)	2	2	100.0%	95.3%	96.0%

\* Figures in italics indicate that the base number is less than 100.

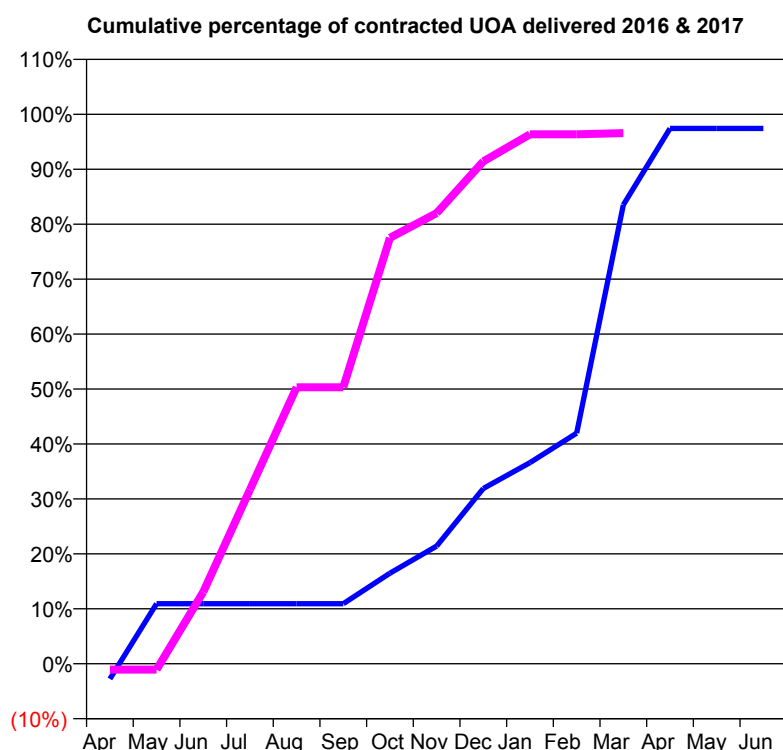
**Q59 - Vital Signs Orthodontic At a Glance Contract Report for 812692/0001 - March 2017**

Name or company name	MR RD KIDY
Contract type name	GDS Contract
Purpose of contract	General and Orthodontic
Contract start date	01/04/2006
Contract end date	

16/17 Contracted general activity (UDA)	18,737
Carry forward general activity (UDA)	0
16/17 Contracted orthodontic activity (UOA)	467
Carry forward orthodontic activity (UOA)	12
Baseline contract value	£409,736.77

**ACCESS**

	Contract	England and Wales
24 month ratio of assessments to patient IDs	1.09	1.09

**ACTIVITY**


Month	Adjusted Scheduled Activity (UOA)	
	2016	2017
April	-13	-5
May	51	-5
June	51	61
July	51	148
August	51	235
September	51	235
October	77	362
November	100	383
December	149	427
January	171	450
February	196	450
March	390	451
April	455	
May	455	
June	455	

**QUALITY**

	Contract Quantity	Contract Base Number	Contract *	Region	England
% of all assessments that were assess and fit appliances (rolling 12 month period)	24	48	50.0%	55.8%	56.6%
% of all assessments that were assess and refuse (rolling 12 month period)	9	48	18.8%	11.1%	11.8%
% of all assessments that were assess and review (rolling 12 month period)	15	48	31.3%	33.1%	31.6%
% of terminated courses where treatment was abandoned or discontinued (rolling 12 month period)	1	19	5.3%	8.6%	7.7%
% of completed treatments indicating that PAR score was taken (year to date)	15	18	83.3%	57.9%	58.4%
Rate of removable appliances per 100 fixed appliances - proposed treatment (rolling 12 month period)	1	48	2.08	7.01	5.64
Rate of removable appliances per 100 fixed appliances - completed treatment (rolling 12 month period)	2	36	5.56	6.51	4.81
% of courses of treatment with removable appliances only - proposed treatment (rolling 12 month period)	0	24	0.0%	2.5%	2.0%
% of courses of treatment with removable appliances only - completed treatment (rolling 12 month period)	0	18	0.0%	1.6%	1.5%
% of patients satisfied with the treatment they have received (rolling 12 month period)	1	1	100.0%	95.3%	96.0%

\* Figures in italics indicate that the base number is less than 100.



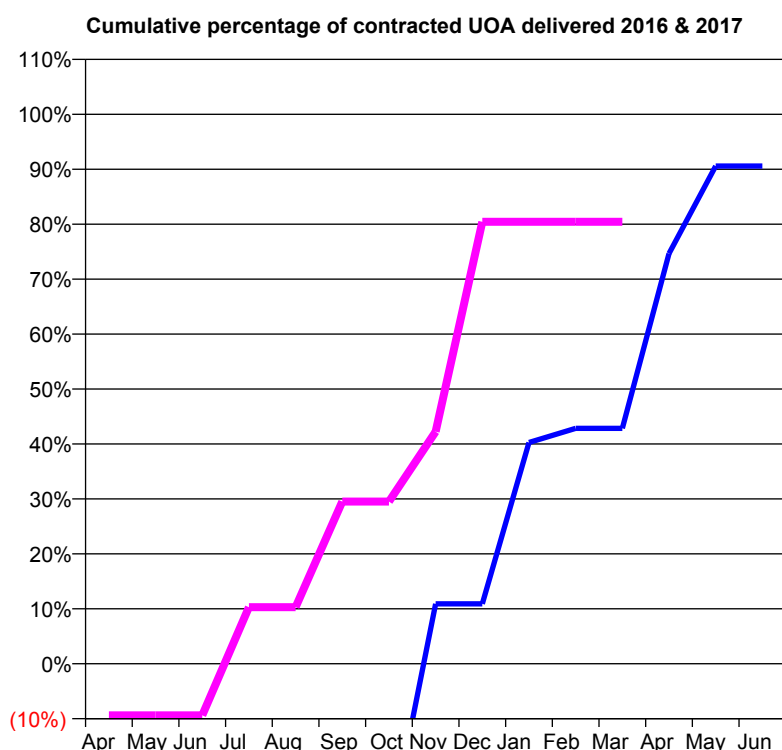
**Q59 - Vital Signs Orthodontic At a Glance Contract Report for 840386/0002 - March 2017**

Name or company name	MR AW GEMMELL
Contract type name	GDS Contract
Purpose of contract	General and Orthodontic
Contract start date	01/08/2009
Contract end date	

16/17 Contracted general activity (UDA)	20,500
Carry forward general activity (UDA)	0
16/17 Contracted orthodontic activity (UOA)	660
Carry forward orthodontic activity (UOA)	62
Baseline contract value	£495,635.86

**ACCESS**

	Contract	England and Wales
24 month ratio of assessments to patient IDs	1.03	1.09

**ACTIVITY**


Month	Adjusted Scheduled Activity (UOA)	
	2016	2017
April	-210	-62
May	-210	-62
June	-210	-62
July	-210	68
August	-210	68
September	-210	195
October	-210	195
November	72	279
December	72	531
January	266	531
February	283	531
March	283	531
April	493	
May	598	
June	598	

**QUALITY**

	Contract Quantity	Contract Base Number	Contract *	Region	England
% of all assessments that were assess and fit appliances (rolling 12 month period)	44	44	100.0%	55.8%	56.6%
% of all assessments that were assess and refuse (rolling 12 month period)	0	44	0.0%	11.1%	11.8%
% of all assessments that were assess and review (rolling 12 month period)	0	44	0.0%	33.1%	31.6%
% of terminated courses where treatment was abandoned or discontinued (rolling 12 month period)	0	0	N/A	8.6%	7.7%
% of completed treatments indicating that PAR score was taken (year to date)	0	0	N/A	57.9%	58.4%
Rate of removable appliances per 100 fixed appliances - proposed treatment (rolling 12 month period)	10	77	12.99	7.01	5.64
Rate of removable appliances per 100 fixed appliances - completed treatment (rolling 12 month period)	0	0	N/A	6.51	4.81
% of courses of treatment with removable appliances only - proposed treatment (rolling 12 month period)	1	44	2.3%	2.5%	2.0%
% of courses of treatment with removable appliances only - completed treatment (rolling 12 month period)	0	0	N/A	1.6%	1.5%
% of patients satisfied with the treatment they have received (rolling 12 month period)	1	1	100.0%	95.3%	96.0%

\* Figures in italics indicate that the base number is less than 100.

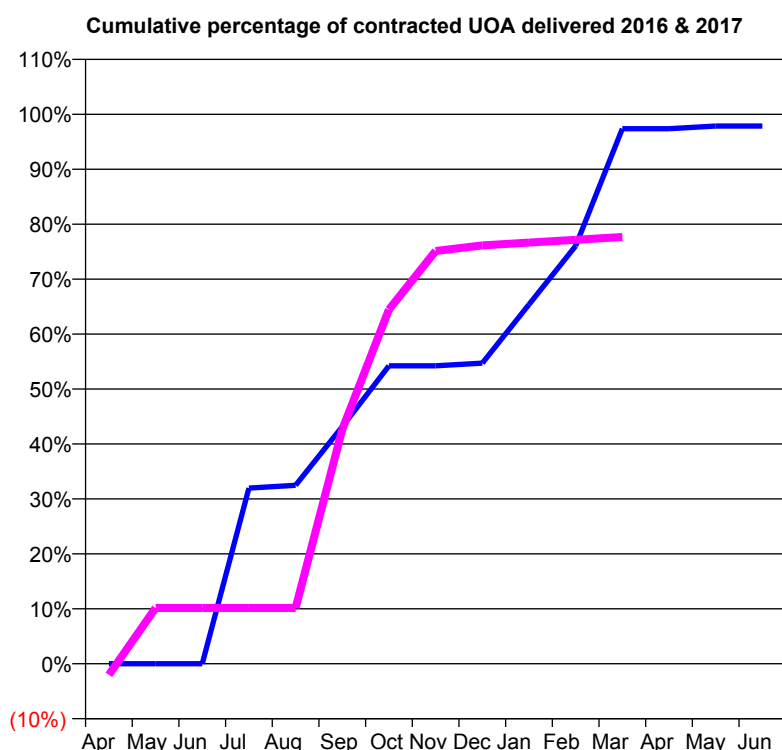
**Q59 - Vital Signs Orthodontic At a Glance Contract Report for 888761/0001 - March 2017**

Name or company name	MR JF HAWKINS
Contract type name	GDS Contract
Purpose of contract	General and Orthodontic
Contract start date	01/04/2006
Contract end date	

16/17 Contracted general activity (UDA)	2,400
Carry forward general activity (UDA)	0
16/17 Contracted orthodontic activity (UOA)	197
Carry forward orthodontic activity (UOA)	4
Baseline contract value	£65,954.88

**ACCESS**

	Contract	England and Wales
24 month ratio of assessments to patient IDs	1.09	1.09

**ACTIVITY**


Month	Adjusted Scheduled Activity (UOA)	
	2016	2017
April	0	-4
May	0	20
June	0	20
July	63	20
August	64	20
September	85	84
October	107	127
November	107	148
December	108	150
January	129	151
February	150	152
March	192	153
April	192	
May	193	
June	193	

**QUALITY**

	Contract Quantity	Contract Base Number	Contract *	Region	England
% of all assessments that were assess and fit appliances (rolling 12 month period)	7	17	41.2%	55.8%	56.6%
% of all assessments that were assess and refuse (rolling 12 month period)	2	17	11.8%	11.1%	11.8%
% of all assessments that were assess and review (rolling 12 month period)	8	17	47.1%	33.1%	31.6%
% of terminated courses where treatment was abandoned or discontinued (rolling 12 month period)	0	12	0.0%	8.6%	7.7%
% of completed treatments indicating that PAR score was taken (year to date)	0	12	0.0%	57.9%	58.4%
Rate of removable appliances per 100 fixed appliances - proposed treatment (rolling 12 month period)	1	6	16.67	7.01	5.64
Rate of removable appliances per 100 fixed appliances - completed treatment (rolling 12 month period)	0	0	N/A	6.51	4.81
% of courses of treatment with removable appliances only - proposed treatment (rolling 12 month period)	0	7	0.0%	2.5%	2.0%
% of courses of treatment with removable appliances only - completed treatment (rolling 12 month period)	0	12	0.0%	1.6%	1.5%
% of patients satisfied with the treatment they have received (rolling 12 month period)	2	2	100.0%	95.3%	96.0%

\* Figures in italics indicate that the base number is less than 100.

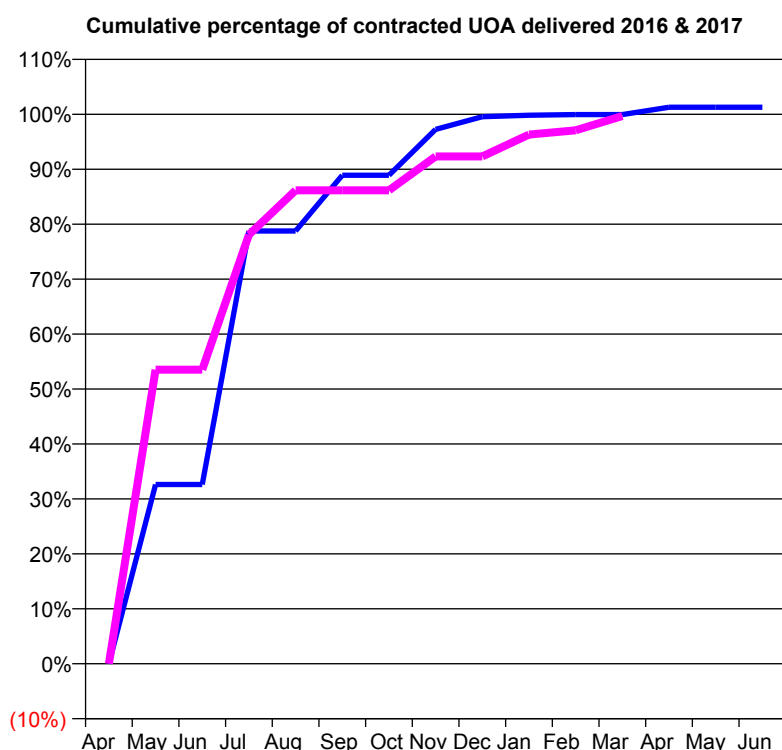
**Q59 - Vital Signs Orthodontic At a Glance Contract Report for 914541/0001 - March 2017**

Name or company name	MRS CJ PATEL
Contract type name	PDS Contract
Purpose of contract	Orthodontic
Contract start date	01/04/2006
Contract end date	31/03/2018

16/17 Contracted general activity (UDA)	0
Carry forward general activity (UDA)	0
16/17 Contracted orthodontic activity (UOA)	3,699
Carry forward orthodontic activity (UOA)	0
Baseline contract value	£243,900.37

**ACCESS**

	Contract	England and Wales
24 month ratio of assessments to patient IDs	1.05	1.09

**ACTIVITY**


Month	Adjusted Scheduled Activity (UOA)	
	2016	2017
April	0	0
May	1,202	1,980
June	1,202	1,980
July	2,901	2,888
August	2,901	3,187
September	3,274	3,187
October	3,274	3,187
November	3,582	3,415
December	3,667	3,415
January	3,676	3,562
February	3,681	3,591
March	3,681	3,687
April	3,730	
May	3,730	
June	3,730	

**QUALITY**

	Contract Quantity	Contract Base Number	Contract *	Region	England
% of all assessments that were assess and fit appliances (rolling 12 month period)	163	508	32.1%	55.8%	56.6%
% of all assessments that were assess and refuse (rolling 12 month period)	83	508	16.3%	11.1%	11.8%
% of all assessments that were assess and review (rolling 12 month period)	262	508	51.6%	33.1%	31.6%
% of terminated courses where treatment was abandoned or discontinued (rolling 12 month period)	5	217	2.3%	8.6%	7.7%
% of completed treatments indicating that PAR score was taken (year to date)	188	212	88.7%	57.9%	58.4%
Rate of removable appliances per 100 fixed appliances - proposed treatment (rolling 12 month period)	1	321	0.31	7.01	5.64
Rate of removable appliances per 100 fixed appliances - completed treatment (rolling 12 month period)	1	414	0.24	6.51	4.81
% of courses of treatment with removable appliances only - proposed treatment (rolling 12 month period)	1	163	0.6%	2.5%	2.0%
% of courses of treatment with removable appliances only - completed treatment (rolling 12 month period)	1	212	0.5%	1.6%	1.5%
% of patients satisfied with the treatment they have received (rolling 12 month period)	6	6	100.0%	95.3%	96.0%

\* Figures in italics indicate that the base number is less than 100.

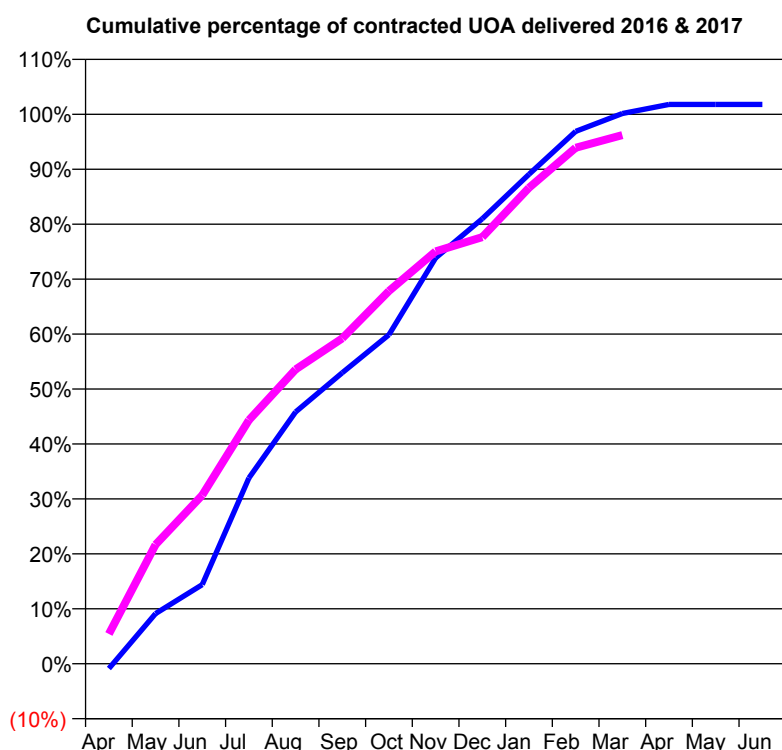
**Q59 - Vital Signs Orthodontic At a Glance Contract Report for 914975/0001 - March 2017**

Name or company name	MR CR SUTTON
Contract type name	GDS Contract
Purpose of contract	General and Orthodontic
Contract start date	01/04/2006
Contract end date	

16/17 Contracted general activity (UDA)	1,800
Carry forward general activity (UDA)	0
16/17 Contracted orthodontic activity (UOA)	1,346
Carry forward orthodontic activity (UOA)	0
Baseline contract value	£135,855.69

**ACCESS**

	Contract	England and Wales
24 month ratio of assessments to patient IDs	1.25	1.09

**ACTIVITY**


Month	Adjusted Scheduled Activity (UOA)	
	2016	2017
April	-12	73
May	123	292
June	194	413
July	455	597
August	617	721
September	713	797
October	806	913
November	994	1,010
December	1,090	1,045
January	1,199	1,166
February	1,304	1,264
March	1,348	1,295
April	1,370	
May	1,370	
June	1,370	

**QUALITY**

	Contract Quantity	Contract Base Number	Contract *	Region	England
% of all assessments that were assess and fit appliances (rolling 12 month period)	55	219	25.1%	55.8%	56.6%
% of all assessments that were assess and refuse (rolling 12 month period)	10	219	4.6%	11.1%	11.8%
% of all assessments that were assess and review (rolling 12 month period)	154	219	70.3%	33.1%	31.6%
% of terminated courses where treatment was abandoned or discontinued (rolling 12 month period)	3	50	6.0%	8.6%	7.7%
% of completed treatments indicating that PAR score was taken (year to date)	43	47	91.5%	57.9%	58.4%
Rate of removable appliances per 100 fixed appliances - proposed treatment (rolling 12 month period)	2	61	3.28	7.01	5.64
Rate of removable appliances per 100 fixed appliances - completed treatment (rolling 12 month period)	0	39	0.00	6.51	4.81
% of courses of treatment with removable appliances only - proposed treatment (rolling 12 month period)	2	55	3.6%	2.5%	2.0%
% of courses of treatment with removable appliances only - completed treatment (rolling 12 month period)	0	47	0.0%	1.6%	1.5%
% of patients satisfied with the treatment they have received (rolling 12 month period)	2	3	66.7%	95.3%	96.0%

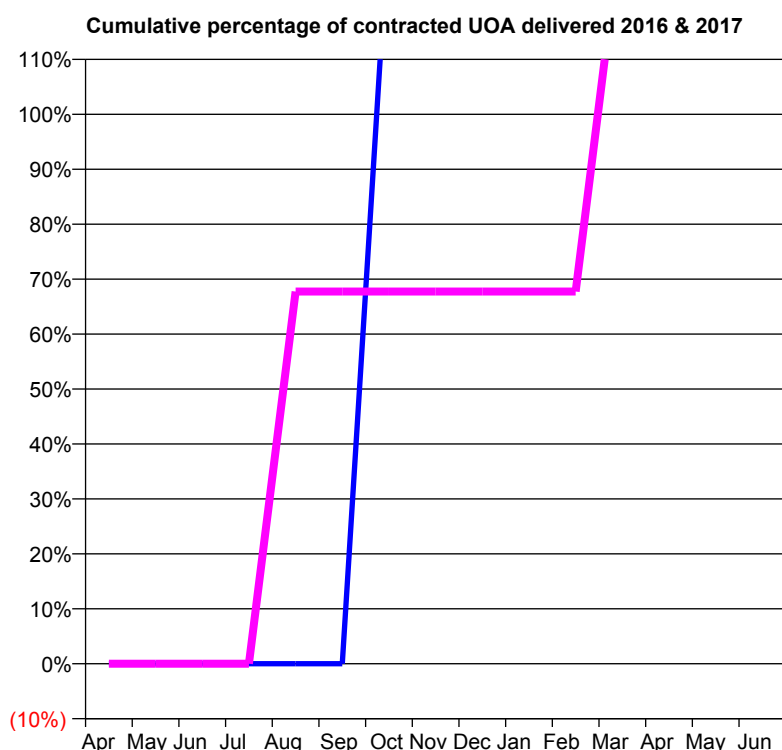
\* Figures in italics indicate that the base number is less than 100.

**Q59 - Vital Signs Orthodontic At a Glance Contract Report for 929328/0001 - March 2017**

Name or company name	MR VH PEART
Contract type name	GDS Contract
Purpose of contract	General and Orthodontic
Contract start date	01/04/2006
Contract end date	

16/17 Contracted general activity (UDA)	1,775
Carry forward general activity (UDA)	22
16/17 Contracted orthodontic activity (UOA)	31
Carry forward orthodontic activity (UOA)	0
Baseline contract value	£50,896.62

ACCESS	Contract	England and Wales
24 month ratio of assessments to patient IDs	1.00	1.09

**ACTIVITY**


Month	Adjusted Scheduled Activity (UOA)	
	2016	2017
April	0	0
May	0	0
June	0	0
July	0	0
August	0	21
September	0	21
October	42	21
November	42	21
December	42	21
January	42	21
February	42	21
March	42	42
April	42	
May	42	
June	42	

QUALITY	Contract Quantity	Contract Base Number	Contract *	Region	England
% of all assessments that were assess and fit appliances (rolling 12 month period)	2	2	100.0%	55.8%	56.6%
% of all assessments that were assess and refuse (rolling 12 month period)	0	2	0.0%	11.1%	11.8%
% of all assessments that were assess and review (rolling 12 month period)	0	2	0.0%	33.1%	31.6%
% of terminated courses where treatment was abandoned or discontinued (rolling 12 month period)	0	3	0.0%	8.6%	7.7%
% of completed treatments indicating that PAR score was taken (year to date)	3	3	100.0%	57.9%	58.4%
Rate of removable appliances per 100 fixed appliances - proposed treatment (rolling 12 month period)	2	0	N/A	7.01	5.64
Rate of removable appliances per 100 fixed appliances - completed treatment (rolling 12 month period)	3	0	N/A	6.51	4.81
% of courses of treatment with removable appliances only - proposed treatment (rolling 12 month period)	2	2	100.0%	2.5%	2.0%
% of courses of treatment with removable appliances only - completed treatment (rolling 12 month period)	3	3	100.0%	1.6%	1.5%
% of patients satisfied with the treatment they have received (rolling 12 month period)	0	0	N/A	95.3%	96.0%

\* Figures in italics indicate that the base number is less than 100.

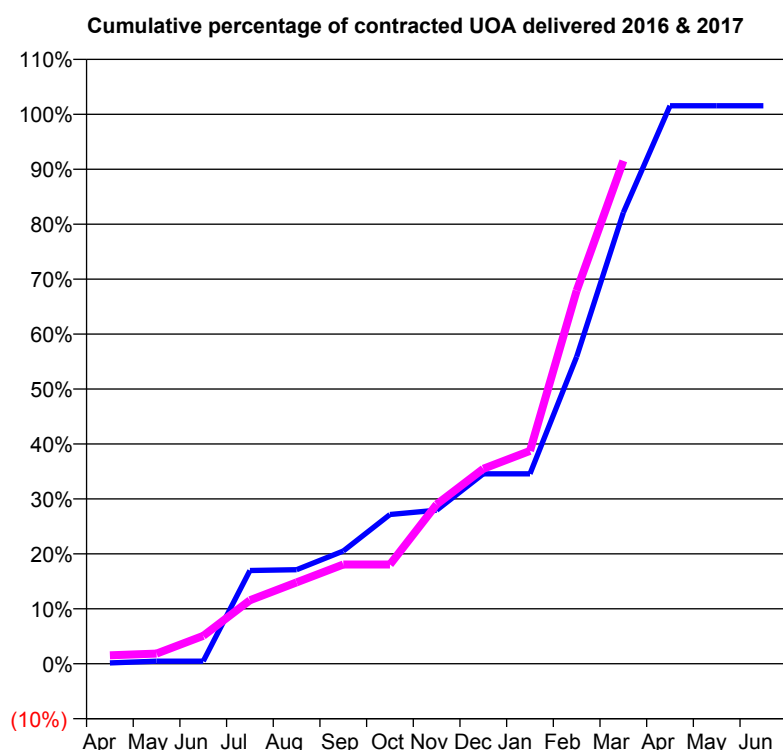
**Q60 - Vital Signs Orthodontic At a Glance Contract Report for 101281/0063 - March 2017**

Name or company name	OASIS DENTAL CARE LTD
Contract type name	GDS Contract
Purpose of contract	General and Orthodontic
Contract start date	01/04/2006
Contract end date	

16/17 Contracted general activity (UDA)	67,013
Carry forward general activity (UDA)	950
16/17 Contracted orthodontic activity (UOA)	648
Carry forward orthodontic activity (UOA)	-10
Baseline contract value	£1,692,324.57

**ACCESS**

	Contract	England and Wales
24 month ratio of assessments to patient IDs	1.03	1.09

**ACTIVITY**


Month	Adjusted Scheduled Activity (UOA)	
	2016	2017
April	1	10
May	3	12
June	3	33
July	110	75
August	111	96
September	133	117
October	176	117
November	181	188
December	224	230
January	224	251
February	362	440
March	532	593
April	658	
May	658	
June	658	

**QUALITY**

	Contract Quantity	Contract Base Number	Contract *	Region	England
% of all assessments that were assess and fit appliances (rolling 12 month period)	35	48	72.9%	55.8%	56.6%
% of all assessments that were assess and refuse (rolling 12 month period)	7	48	14.6%	11.1%	11.8%
% of all assessments that were assess and review (rolling 12 month period)	6	48	12.5%	33.1%	31.6%
% of terminated courses where treatment was abandoned or discontinued (rolling 12 month period)	10	21	47.6%	8.6%	7.7%
% of completed treatments indicating that PAR score was taken (year to date)	0	10	0.0%	57.9%	58.4%
Rate of removable appliances per 100 fixed appliances - proposed treatment (rolling 12 month period)	2	65	3.08	7.01	5.64
Rate of removable appliances per 100 fixed appliances - completed treatment (rolling 12 month period)	0	18	0.00	6.51	4.81
% of courses of treatment with removable appliances only - proposed treatment (rolling 12 month period)	0	35	0.0%	2.5%	2.0%
% of courses of treatment with removable appliances only - completed treatment (rolling 12 month period)	0	11	0.0%	1.6%	1.5%
% of patients satisfied with the treatment they have received (rolling 12 month period)	1	1	100.0%	95.3%	96.0%

\* Figures in italics indicate that the base number is less than 100.

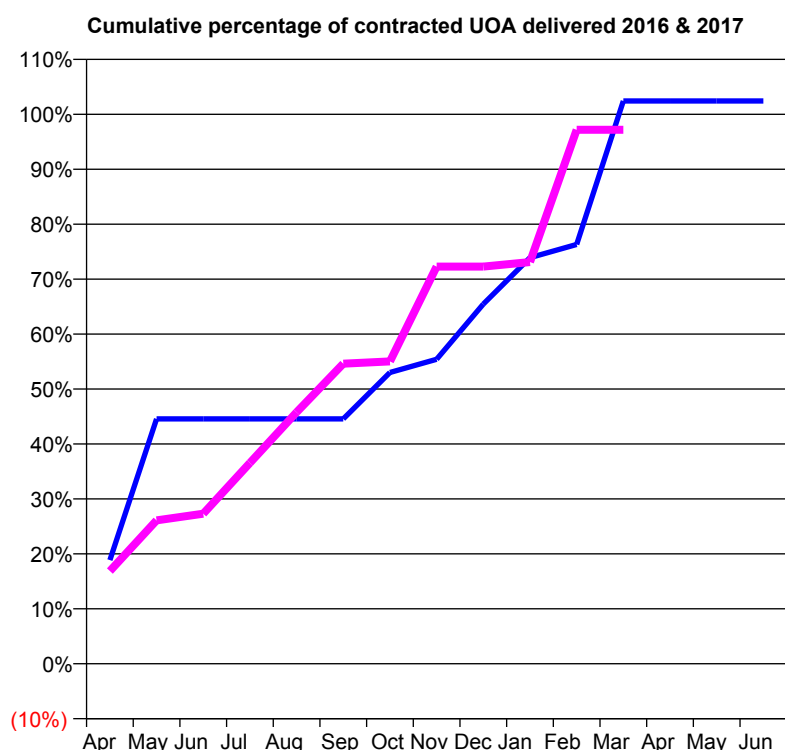
**Q60 - Vital Signs Orthodontic At a Glance Contract Report for 106313/0001 - March 2017**

Name or company name	Butler and Finnigan Dental Practice (BC) Lt
Contract type name	GDS Contract
Purpose of contract	General and Orthodontic
Contract start date	01/04/2014
Contract end date	

16/17 Contracted general activity (UDA)	12,509
Carry forward general activity (UDA)	0
16/17 Contracted orthodontic activity (UOA)	249
Carry forward orthodontic activity (UOA)	0
Baseline contract value	£309,353.90

**ACCESS**

	Contract	England and Wales
24 month ratio of assessments to patient IDs	1.25	1.09

**ACTIVITY**


Month	Adjusted Scheduled Activity (UOA)	
	2016	2017
April	47	42
May	111	65
June	111	68
July	111	91
August	111	114
September	111	136
October	132	137
November	138	180
December	163	180
January	184	182
February	190	242
March	255	242
April	255	
May	255	
June	255	

**QUALITY**

	Contract Quantity	Contract Base Number	Contract *	Region	England
% of all assessments that were assess and fit appliances (rolling 12 month period)	11	25	44.0%	55.8%	56.6%
% of all assessments that were assess and refuse (rolling 12 month period)	3	25	12.0%	11.1%	11.8%
% of all assessments that were assess and review (rolling 12 month period)	11	25	44.0%	33.1%	31.6%
% of terminated courses where treatment was abandoned or discontinued (rolling 12 month period)	0	9	0.0%	8.6%	7.7%
% of completed treatments indicating that PAR score was taken (year to date)	0	9	0.0%	57.9%	58.4%
Rate of removable appliances per 100 fixed appliances - proposed treatment (rolling 12 month period)	2	14	14.29	7.01	5.64
Rate of removable appliances per 100 fixed appliances - completed treatment (rolling 12 month period)	1	0	N/A	6.51	4.81
% of courses of treatment with removable appliances only - proposed treatment (rolling 12 month period)	0	11	0.0%	2.5%	2.0%
% of courses of treatment with removable appliances only - completed treatment (rolling 12 month period)	1	9	11.1%	1.6%	1.5%
% of patients satisfied with the treatment they have received (rolling 12 month period)	0	0	N/A	95.3%	96.0%

\* Figures in italics indicate that the base number is less than 100.

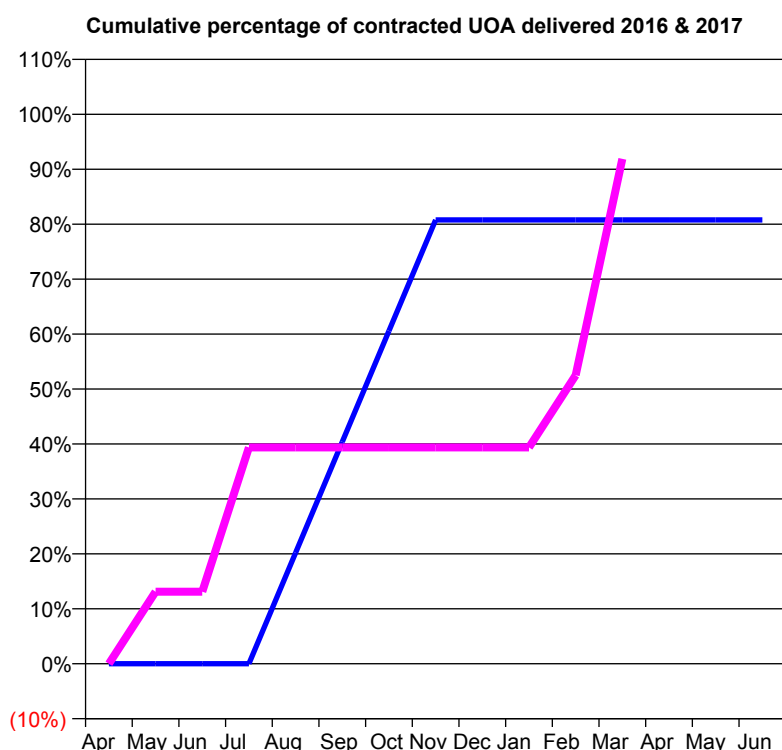
**Q60 - Vital Signs Orthodontic At a Glance Contract Report for 107182/0001 - March 2017**

Name or company name	Mr Holgate - Green End Dental Practice
Contract type name	GDS Contract
Purpose of contract	General and Orthodontic
Contract start date	01/04/2013
Contract end date	

16/17 Contracted general activity (UDA)	28,717
Carry forward general activity (UDA)	0
16/17 Contracted orthodontic activity (UOA)	160
Carry forward orthodontic activity (UOA)	0
Baseline contract value	£790,478.78

**ACCESS**

	Contract	England and Wales
24 month ratio of assessments to patient IDs	1.00	1.09

**ACTIVITY**


Month	Adjusted Scheduled Activity (UOA)	
	2016	2017
April	0	0
May	0	21
June	0	21
July	0	63
August	21	63
September	42	63
October	63	63
November	84	63
December	84	63
January	84	63
February	84	84
March	84	147
April	84	
May	84	
June	84	

**QUALITY**

	Contract Quantity	Contract Base Number	Contract *	Region	England
% of all assessments that were assess and fit appliances (rolling 12 month period)	7	7	100.0%	55.8%	56.6%
% of all assessments that were assess and refuse (rolling 12 month period)	0	7	0.0%	11.1%	11.8%
% of all assessments that were assess and review (rolling 12 month period)	0	7	0.0%	33.1%	31.6%
% of terminated courses where treatment was abandoned or discontinued (rolling 12 month period)	0	5	0.0%	8.6%	7.7%
% of completed treatments indicating that PAR score was taken (year to date)	5	5	100.0%	57.9%	58.4%
Rate of removable appliances per 100 fixed appliances - proposed treatment (rolling 12 month period)	0	12	0.00	7.01	5.64
Rate of removable appliances per 100 fixed appliances - completed treatment (rolling 12 month period)	1	0	N/A	6.51	4.81
% of courses of treatment with removable appliances only - proposed treatment (rolling 12 month period)	0	7	0.0%	2.5%	2.0%
% of courses of treatment with removable appliances only - completed treatment (rolling 12 month period)	1	5	20.0%	1.6%	1.5%
% of patients satisfied with the treatment they have received (rolling 12 month period)	1	1	100.0%	95.3%	96.0%

\* Figures in italics indicate that the base number is less than 100.

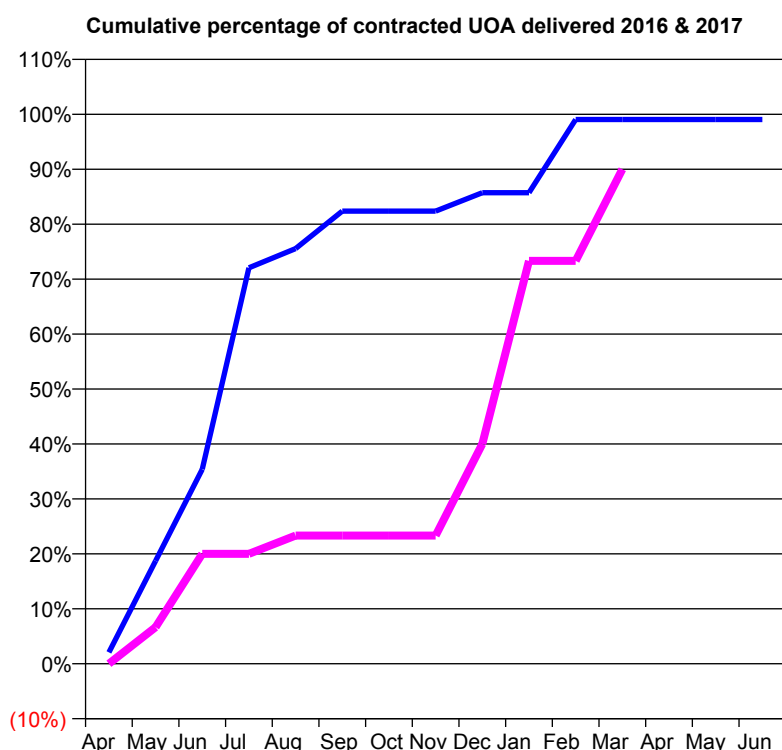


**Q60 - Vital Signs Orthodontic At a Glance Contract Report for 107220/0001 - March 2017**

Name or company name	Castle View House Dental Practice
Contract type name	GDS Contract
Purpose of contract	General and Orthodontic
Contract start date	01/04/2014
Contract end date	

16/17 Contracted general activity (UDA)	22,776
Carry forward general activity (UDA)	-456
16/17 Contracted orthodontic activity (UOA)	630
Carry forward orthodontic activity (UOA)	0
Baseline contract value	£737,338.86

ACCESS	Contract	England and Wales
24 month ratio of assessments to patient IDs	1.03	1.09

**ACTIVITY**


Month	Adjusted Scheduled Activity (UOA)	
	2016	2017
April	13	0
May	118	42
June	223	126
July	454	126
August	476	147
September	519	147
October	519	147
November	519	147
December	540	252
January	540	462
February	624	462
March	624	567
April	624	
May	624	
June	624	

QUALITY	Contract Quantity	Contract Base Number	Contract *	Region	England
% of all assessments that were assess and fit appliances (rolling 12 month period)	27	27	100.0%	55.8%	56.6%
% of all assessments that were assess and refuse (rolling 12 month period)	0	27	0.0%	11.1%	11.8%
% of all assessments that were assess and review (rolling 12 month period)	0	27	0.0%	33.1%	31.6%
% of terminated courses where treatment was abandoned or discontinued (rolling 12 month period)	0	6	0.0%	8.6%	7.7%
% of completed treatments indicating that PAR score was taken (year to date)	6	6	100.0%	57.9%	58.4%
Rate of removable appliances per 100 fixed appliances - proposed treatment (rolling 12 month period)	6	54	11.11	7.01	5.64
Rate of removable appliances per 100 fixed appliances - completed treatment (rolling 12 month period)	0	12	0.00	6.51	4.81
% of courses of treatment with removable appliances only - proposed treatment (rolling 12 month period)	0	27	0.0%	2.5%	2.0%
% of courses of treatment with removable appliances only - completed treatment (rolling 12 month period)	0	6	0.0%	1.6%	1.5%
% of patients satisfied with the treatment they have received (rolling 12 month period)	0	0	N/A	95.3%	96.0%

\* Figures in italics indicate that the base number is less than 100.

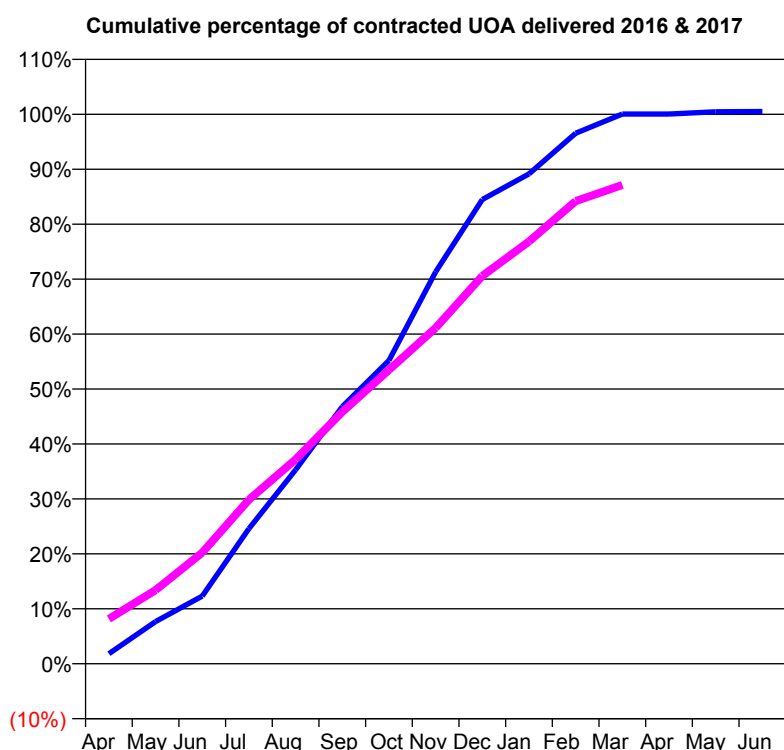
**Q60 - Vital Signs Orthodontic At a Glance Contract Report for 111295/0001 - March 2017**

Name or company name	Modwena Orthodontics Limited
Contract type name	PDS Contract
Purpose of contract	Orthodontic
Contract start date	01/10/2014
Contract end date	31/03/2018

16/17 Contracted general activity (UDA)	0
Carry forward general activity (UDA)	0
16/17 Contracted orthodontic activity (UOA)	11,366
Carry forward orthodontic activity (UOA)	-50
Baseline contract value	£596,368.50

**ACCESS**

	Contract	England and Wales
24 month ratio of assessments to patient IDs	1.05	1.09

**ACTIVITY**


Month	Adjusted Scheduled Activity (UOA)	
	2016	2017
April	185	928
May	775	1,523
June	1,244	2,299
July	2,486	3,393
August	3,567	4,228
September	4,729	5,209
October	5,577	6,077
November	7,206	6,946
December	8,537	8,022
January	9,010	8,735
February	9,756	9,569
March	10,110	9,902
April	10,111	
May	10,153	
June	10,156	

**QUALITY**

	Contract Quantity	Contract Base Number	Contract *	Region	England
% of all assessments that were assess and fit appliances (rolling 12 month period)	469	750	62.5%	55.8%	56.6%
% of all assessments that were assess and refuse (rolling 12 month period)	58	750	7.7%	11.1%	11.8%
% of all assessments that were assess and review (rolling 12 month period)	223	750	29.7%	33.1%	31.6%
% of terminated courses where treatment was abandoned or discontinued (rolling 12 month period)	39	357	10.9%	8.6%	7.7%
% of completed treatments indicating that PAR score was taken (year to date)	121	318	38.1%	57.9%	58.4%
Rate of removable appliances per 100 fixed appliances - proposed treatment (rolling 12 month period)	36	912	3.95	7.01	5.64
Rate of removable appliances per 100 fixed appliances - completed treatment (rolling 12 month period)	8	632	1.27	6.51	4.81
% of courses of treatment with removable appliances only - proposed treatment (rolling 12 month period)	9	469	1.9%	2.5%	2.0%
% of courses of treatment with removable appliances only - completed treatment (rolling 12 month period)	0	318	0.0%	1.6%	1.5%
% of patients satisfied with the treatment they have received (rolling 12 month period)	18	18	100.0%	95.3%	96.0%

\* Figures in italics indicate that the base number is less than 100.

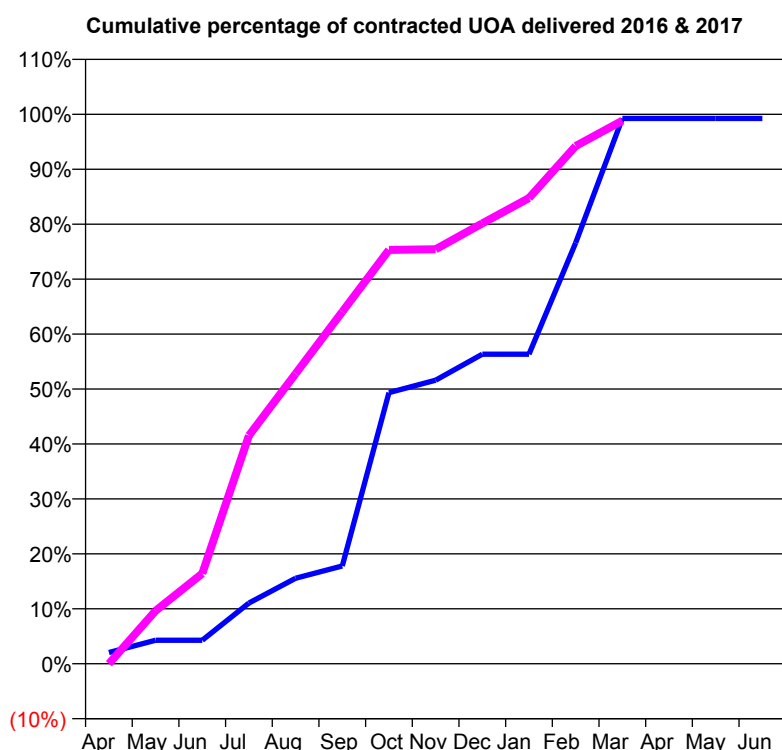
**Q60 - Vital Signs Orthodontic At a Glance Contract Report for 121495/0002 - March 2017**

Name or company name	The Smileworks Ltd
Contract type name	GDS Contract
Purpose of contract	General and Orthodontic
Contract start date	01/12/2009
Contract end date	

16/17 Contracted general activity (UDA)	10,000
Carry forward general activity (UDA)	0
16/17 Contracted orthodontic activity (UOA)	932
Carry forward orthodontic activity (UOA)	0
Baseline contract value	£313,299.24

**ACCESS**

	Contract	England and Wales
24 month ratio of assessments to patient IDs	1.00	1.09

**ACTIVITY**


Month	Adjusted Scheduled Activity (UOA)	
	2016	2017
April	19	0
May	40	90
June	40	153
July	103	387
August	145	492
September	166	597
October	460	702
November	481	703
December	525	747
January	525	790
February	714	878
March	925	921
April	925	
May	925	
June	925	

**QUALITY**

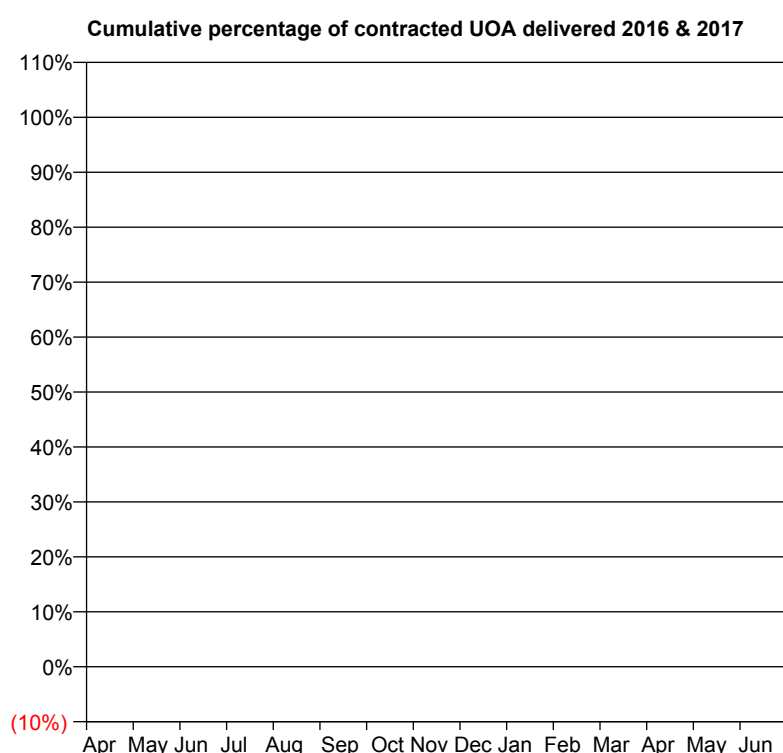
	Contract Quantity	Contract Base Number	Contract *	Region	England
% of all assessments that were assess and fit appliances (rolling 12 month period)	43	61	70.5%	55.8%	56.6%
% of all assessments that were assess and refuse (rolling 12 month period)	0	61	0.0%	11.1%	11.8%
% of all assessments that were assess and review (rolling 12 month period)	18	61	29.5%	33.1%	31.6%
% of terminated courses where treatment was abandoned or discontinued (rolling 12 month period)	21	54	38.9%	8.6%	7.7%
% of completed treatments indicating that PAR score was taken (year to date)	0	33	0.0%	57.9%	58.4%
Rate of removable appliances per 100 fixed appliances - proposed treatment (rolling 12 month period)	3	82	3.66	7.01	5.64
Rate of removable appliances per 100 fixed appliances - completed treatment (rolling 12 month period)	0	64	0.00	6.51	4.81
% of courses of treatment with removable appliances only - proposed treatment (rolling 12 month period)	0	43	0.0%	2.5%	2.0%
% of courses of treatment with removable appliances only - completed treatment (rolling 12 month period)	0	33	0.0%	1.6%	1.5%
% of patients satisfied with the treatment they have received (rolling 12 month period)	1	1	100.0%	95.3%	96.0%

\* Figures in italics indicate that the base number is less than 100.

**Q60 - Vital Signs Orthodontic At a Glance Contract Report for 130354/0004 - March 2017**

Name or company name	NHS Trust	16/17 Contracted general activity (UDA)	18,386
Contract type name	Pilot Contract	Carry forward general activity (UDA)	0
Purpose of contract	General	16/17 Contracted orthodontic activity (UOA)	0
Contract start date	01/11/2013	Carry forward orthodontic activity (UOA)	0
Contract end date	31/03/2017	Baseline contract value	£0.00

ACCESS	Contract	England and Wales
24 month ratio of assessments to patient IDs	1.00	1.09

**ACTIVITY**


Month	Adjusted Scheduled Activity (UOA)	
	2016	2017
April	0	0
May	0	0
June	0	0
July	0	0
August	0	0
September	1	0
October	1	0
November	1	0
December	26	0
January	26	0
February	26	4
March	30	4
April	34	
May	38	
June	38	

QUALITY	Contract Quantity	Contract Base Number	Contract *	Region	England
% of all assessments that were assess and fit appliances (rolling 12 month period)	4	4	100.0%	55.8%	56.6%
% of all assessments that were assess and refuse (rolling 12 month period)	0	4	0.0%	11.1%	11.8%
% of all assessments that were assess and review (rolling 12 month period)	0	4	0.0%	33.1%	31.6%
% of terminated courses where treatment was abandoned or discontinued (rolling 12 month period)	0	0	N/A	8.6%	7.7%
% of completed treatments indicating that PAR score was taken (year to date)	0	0	N/A	57.9%	58.4%
Rate of removable appliances per 100 fixed appliances - proposed treatment (rolling 12 month period)	5	0	N/A	7.01	5.64
Rate of removable appliances per 100 fixed appliances - completed treatment (rolling 12 month period)	0	0	N/A	6.51	4.81
% of courses of treatment with removable appliances only - proposed treatment (rolling 12 month period)	4	4	100.0%	2.5%	2.0%
% of courses of treatment with removable appliances only - completed treatment (rolling 12 month period)	0	0	N/A	1.6%	1.5%
% of patients satisfied with the treatment they have received (rolling 12 month period)	0	0	N/A	95.3%	96.0%

\* Figures in italics indicate that the base number is less than 100.

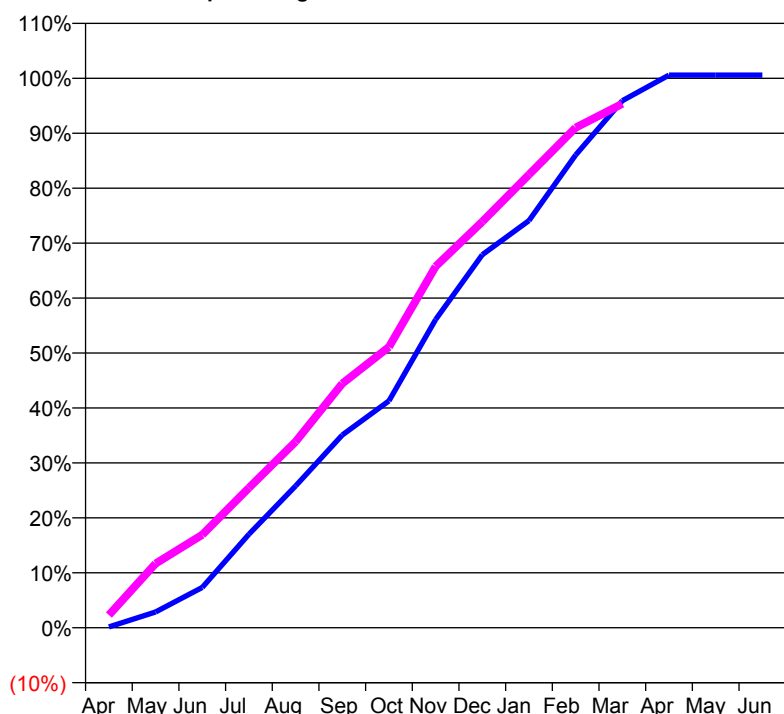
**Q60 - Vital Signs Orthodontic At a Glance Contract Report for 134864/0001 - March 2017**

Name or company name	ARC Orthodontics Limited
Contract type name	PDS Contract
Purpose of contract	Orthodontic
Contract start date	01/11/2014
Contract end date	31/03/2018

16/17 Contracted general activity (UDA)	0
Carry forward general activity (UDA)	0
16/17 Contracted orthodontic activity (UOA)	6,500
Carry forward orthodontic activity (UOA)	-38
Baseline contract value	£436,400.67

**ACCESS**

	Contract	England and Wales
24 month ratio of assessments to patient IDs	1.08	1.09

**ACTIVITY**
**Cumulative percentage of contracted UOA delivered 2016 & 2017**

**Adjusted Scheduled Activity (UOA)**

Month	2016	2017
April	10	150
May	187	759
June	478	1,101
July	1,107	1,656
August	1,678	2,201
September	2,280	2,889
October	2,685	3,321
November	3,646	4,273
December	4,413	4,804
January	4,817	5,360
February	5,593	5,915
March	6,234	6,198
April	6,538	
May	6,538	
June	6,538	

**QUALITY**

	Contract Quantity	Contract Base Number	Contract *	Region	England
% of all assessments that were assess and fit appliances (rolling 12 month period)	299	613	48.8%	55.8%	56.6%
% of all assessments that were assess and refuse (rolling 12 month period)	222	613	36.2%	11.1%	11.8%
% of all assessments that were assess and review (rolling 12 month period)	92	613	15.0%	33.1%	31.6%
% of terminated courses where treatment was abandoned or discontinued (rolling 12 month period)	18	316	5.7%	8.6%	7.7%
% of completed treatments indicating that PAR score was taken (year to date)	89	269	33.1%	57.9%	58.4%
Rate of removable appliances per 100 fixed appliances - proposed treatment (rolling 12 month period)	63	568	11.09	7.01	5.64
Rate of removable appliances per 100 fixed appliances - completed treatment (rolling 12 month period)	45	557	8.08	6.51	4.81
% of courses of treatment with removable appliances only - proposed treatment (rolling 12 month period)	11	299	3.7%	2.5%	2.0%
% of courses of treatment with removable appliances only - completed treatment (rolling 12 month period)	13	298	4.4%	1.6%	1.5%
% of patients satisfied with the treatment they have received (rolling 12 month period)	14	14	100.0%	95.3%	96.0%

\* Figures in italics indicate that the base number is less than 100.

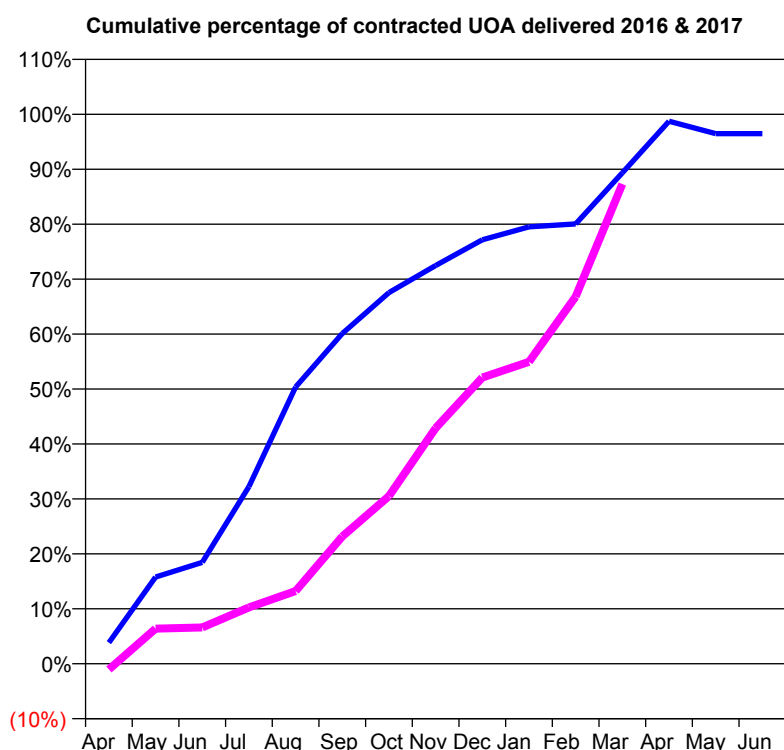
**Q60 - Vital Signs Orthodontic At a Glance Contract Report for 139920/0001 - March 2017**

Name or company name	Shelton Dental Centre
Contract type name	GDS Contract
Purpose of contract	General and Orthodontic
Contract start date	01/04/2012
Contract end date	

16/17 Contracted general activity (UDA)	47,905
Carry forward general activity (UDA)	274
16/17 Contracted orthodontic activity (UOA)	937
Carry forward orthodontic activity (UOA)	33
Baseline contract value	£1,139,216.87

**ACCESS**

	Contract	England and Wales
24 month ratio of assessments to patient IDs	1.18	1.09

**ACTIVITY**


Month	Adjusted Scheduled Activity (UOA)	
	2016	2017
April	36	-10
May	148	60
June	173	62
July	302	96
August	472	124
September	563	217
October	633	286
November	679	402
December	723	488
January	745	515
February	750	626
March	837	818
April	925	
May	904	
June	904	

**QUALITY**

	Contract Quantity	Contract Base Number	Contract *	Region	England
% of all assessments that were assess and fit appliances (rolling 12 month period)	41	120	34.2%	55.8%	56.6%
% of all assessments that were assess and refuse (rolling 12 month period)	19	120	15.8%	11.1%	11.8%
% of all assessments that were assess and review (rolling 12 month period)	60	120	50.0%	33.1%	31.6%
% of terminated courses where treatment was abandoned or discontinued (rolling 12 month period)	5	36	13.9%	8.6%	7.7%
% of completed treatments indicating that PAR score was taken (year to date)	28	31	90.3%	57.9%	58.4%
Rate of removable appliances per 100 fixed appliances - proposed treatment (rolling 12 month period)	0	72	0.00	7.01	5.64
Rate of removable appliances per 100 fixed appliances - completed treatment (rolling 12 month period)	2	53	3.77	6.51	4.81
% of courses of treatment with removable appliances only - proposed treatment (rolling 12 month period)	0	41	0.0%	2.5%	2.0%
% of courses of treatment with removable appliances only - completed treatment (rolling 12 month period)	0	31	0.0%	1.6%	1.5%
% of patients satisfied with the treatment they have received (rolling 12 month period)	2	2	100.0%	95.3%	96.0%

\* Figures in italics indicate that the base number is less than 100.

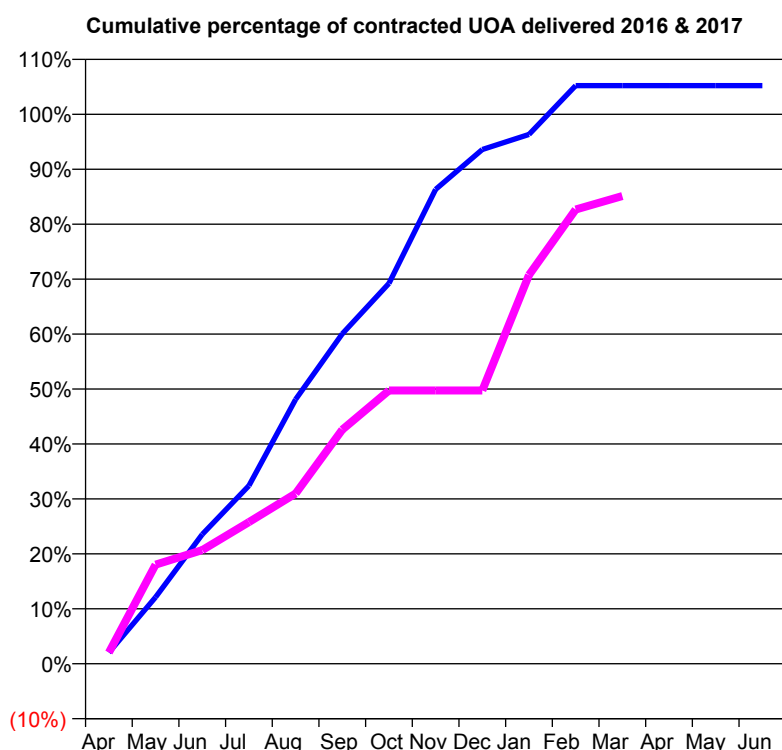
**Q60 - Vital Signs Orthodontic At a Glance Contract Report for 140015/0001 - March 2017**

Name or company name	Shropshire Dental Limited
Contract type name	GDS Contract
Purpose of contract	General and Orthodontic
Contract start date	01/10/2014
Contract end date	

16/17 Contracted general activity (UDA)	15,278
Carry forward general activity (UDA)	-306
16/17 Contracted orthodontic activity (UOA)	981
Carry forward orthodontic activity (UOA)	-20
Baseline contract value	£435,219.80

**ACCESS**

	Contract	England and Wales
24 month ratio of assessments to patient IDs	1.14	1.09

**ACTIVITY**


Month	Adjusted Scheduled Activity (UOA)	
	2016	2017
April	20	20
May	119	177
June	231	203
July	318	253
August	472	304
September	589	418
October	679	488
November	847	488
December	918	488
January	945	694
February	1,032	811
March	1,032	835
April	1,032	
May	1,032	
June	1,032	

**QUALITY**

	Contract Quantity	Contract Base Number	Contract *	Region	England
% of all assessments that were assess and fit appliances (rolling 12 month period)	35	115	30.4%	55.8%	56.6%
% of all assessments that were assess and refuse (rolling 12 month period)	34	115	29.6%	11.1%	11.8%
% of all assessments that were assess and review (rolling 12 month period)	46	115	40.0%	33.1%	31.6%
% of terminated courses where treatment was abandoned or discontinued (rolling 12 month period)	0	3	0.0%	8.6%	7.7%
% of completed treatments indicating that PAR score was taken (year to date)	0	3	0.0%	57.9%	58.4%
Rate of removable appliances per 100 fixed appliances - proposed treatment (rolling 12 month period)	14	34	41.18	7.01	5.64
Rate of removable appliances per 100 fixed appliances - completed treatment (rolling 12 month period)	0	5	0.00	6.51	4.81
% of courses of treatment with removable appliances only - proposed treatment (rolling 12 month period)	14	35	40.0%	2.5%	2.0%
% of courses of treatment with removable appliances only - completed treatment (rolling 12 month period)	0	3	0.0%	1.6%	1.5%
% of patients satisfied with the treatment they have received (rolling 12 month period)	1	2	50.0%	95.3%	96.0%

\* Figures in italics indicate that the base number is less than 100.

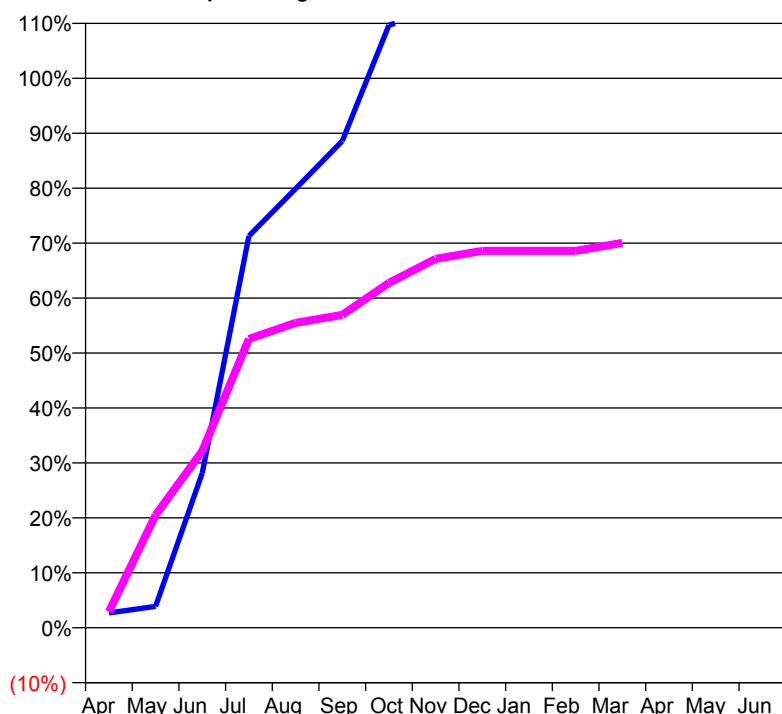
**Q60 - Vital Signs Orthodontic At a Glance Contract Report for 140392/0001 - March 2017**

Name or company name	Regency House Dental Practice Ltd
Contract type name	GDS Contract
Purpose of contract	General and Orthodontic
Contract start date	01/04/2008
Contract end date	

16/17 Contracted general activity (UDA)	14,694
Carry forward general activity (UDA)	155
16/17 Contracted orthodontic activity (UOA)	1,442
Carry forward orthodontic activity (UOA)	-20
Baseline contract value	£471,062.61

**ACCESS**

	Contract	England and Wales
24 month ratio of assessments to patient IDs	1.15	1.09

**ACTIVITY**
**Cumulative percentage of contracted UOA delivered 2016 & 2017**

**Adjusted Scheduled Activity (UOA)**

Month	2016	2017
April	27	42
May	39	296
June	282	464
July	714	758
August	800	800
September	887	821
October	1,098	905
November	1,124	968
December	1,125	989
January	1,125	989
February	1,125	989
March	1,125	1,010
April	1,125	
May	1,125	
June	1,125	

**QUALITY**

	Contract Quantity	Contract Base Number	Contract *	Region	England
% of all assessments that were assess and fit appliances (rolling 12 month period)	47	48	97.9%	55.8%	56.6%
% of all assessments that were assess and refuse (rolling 12 month period)	0	48	0.0%	11.1%	11.8%
% of all assessments that were assess and review (rolling 12 month period)	1	48	2.1%	33.1%	31.6%
% of terminated courses where treatment was abandoned or discontinued (rolling 12 month period)	15	56	26.8%	8.6%	7.7%
% of completed treatments indicating that PAR score was taken (year to date)	1	41	2.4%	57.9%	58.4%
Rate of removable appliances per 100 fixed appliances - proposed treatment (rolling 12 month period)	0	3	0.00	7.01	5.64
Rate of removable appliances per 100 fixed appliances - completed treatment (rolling 12 month period)	0	76	0.00	6.51	4.81
% of courses of treatment with removable appliances only - proposed treatment (rolling 12 month period)	0	47	0.0%	2.5%	2.0%
% of courses of treatment with removable appliances only - completed treatment (rolling 12 month period)	0	41	0.0%	1.6%	1.5%
% of patients satisfied with the treatment they have received (rolling 12 month period)	0	0	N/A	95.3%	96.0%

\* Figures in italics indicate that the base number is less than 100.



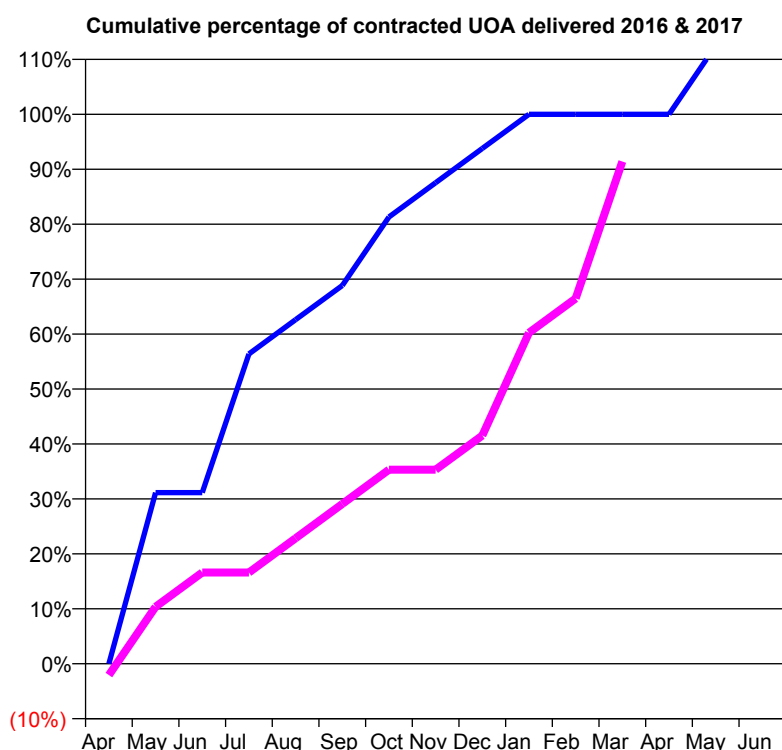
**Q60 - Vital Signs Orthodontic At a Glance Contract Report for 141585/0002 - March 2017**

Name or company name	Shifnal Dental Practice
Contract type name	GDS Contract
Purpose of contract	Orthodontic
Contract start date	01/06/2008
Contract end date	

16/17 Contracted general activity (UDA)	0
Carry forward general activity (UDA)	0
16/17 Contracted orthodontic activity (UOA)	337
Carry forward orthodontic activity (UOA)	7
Baseline contract value	£22,524.42

ACCESS	Contract	England and Wales
--------	----------	-------------------

24 month ratio of assessments to patient IDs	1.21	1.09
--	------	------

**ACTIVITY**


Month	Adjusted Scheduled Activity (UOA)	
	2016	2017
April	0	-7
May	105	35
June	105	56
July	190	56
August	211	77
September	232	98
October	274	119
November	295	119
December	316	140
January	337	203
February	337	224
March	337	308
April	337	
May	379	
June	400	

QUALITY	Contract Quantity	Contract Base Number	Contract *	Region	England
---------	-------------------	----------------------	------------	--------	---------

% of all assessments that were assess and fit appliances (rolling 12 month period)	22	22	100.0%	55.8%	56.6%
% of all assessments that were assess and refuse (rolling 12 month period)	0	22	0.0%	11.1%	11.8%
% of all assessments that were assess and review (rolling 12 month period)	0	22	0.0%	33.1%	31.6%
% of terminated courses where treatment was abandoned or discontinued (rolling 12 month period)	1	13	7.7%	8.6%	7.7%
% of completed treatments indicating that PAR score was taken (year to date)	10	10	100.0%	57.9%	58.4%
Rate of removable appliances per 100 fixed appliances - proposed treatment (rolling 12 month period)	0	41	0.00	7.01	5.64
Rate of removable appliances per 100 fixed appliances - completed treatment (rolling 12 month period)	0	0	N/A	6.51	4.81
% of courses of treatment with removable appliances only - proposed treatment (rolling 12 month period)	0	22	0.0%	2.5%	2.0%
% of courses of treatment with removable appliances only - completed treatment (rolling 12 month period)	0	12	0.0%	1.6%	1.5%
% of patients satisfied with the treatment they have received (rolling 12 month period)	0	0	N/A	95.3%	96.0%

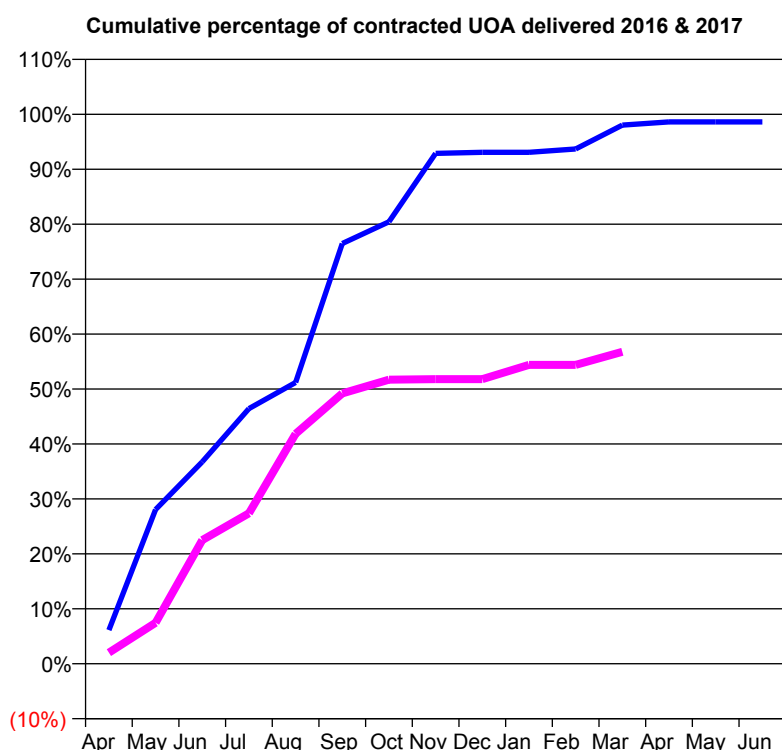
\* Figures in italics indicate that the base number is less than 100.

**Q60 - Vital Signs Orthodontic At a Glance Contract Report for 148423/0001 - March 2017**

Name or company name	Kinver Dental and Implant Surgery
Contract type name	GDS Contract
Purpose of contract	General and Orthodontic
Contract start date	05/01/2015
Contract end date	

16/17 Contracted general activity (UDA)	7,076
Carry forward general activity (UDA)	-15
16/17 Contracted orthodontic activity (UOA)	884
Carry forward orthodontic activity (UOA)	7
Baseline contract value	£204,000.87

ACCESS	Contract	England and Wales
24 month ratio of assessments to patient IDs	1.12	1.09

**ACTIVITY**


Month	Adjusted Scheduled Activity (UOA)	
	2016	2017
April	31	18
May	142	66
June	186	199
July	235	242
August	259	370
September	387	435
October	407	457
November	470	458
December	471	458
January	471	481
February	474	481
March	496	502
April	499	
May	499	
June	499	

QUALITY	Contract Quantity	Contract Base Number	Contract *	Region	England
% of all assessments that were assess and fit appliances (rolling 12 month period)	23	49	46.9%	55.8%	56.6%
% of all assessments that were assess and refuse (rolling 12 month period)	7	49	14.3%	11.1%	11.8%
% of all assessments that were assess and review (rolling 12 month period)	19	49	38.8%	33.1%	31.6%
% of terminated courses where treatment was abandoned or discontinued (rolling 12 month period)	0	10	0.0%	8.6%	7.7%
% of completed treatments indicating that PAR score was taken (year to date)	10	10	100.0%	57.9%	58.4%
Rate of removable appliances per 100 fixed appliances - proposed treatment (rolling 12 month period)	10	45	22.22	7.01	5.64
Rate of removable appliances per 100 fixed appliances - completed treatment (rolling 12 month period)	0	12	0.00	6.51	4.81
% of courses of treatment with removable appliances only - proposed treatment (rolling 12 month period)	0	23	0.0%	2.5%	2.0%
% of courses of treatment with removable appliances only - completed treatment (rolling 12 month period)	0	10	0.0%	1.6%	1.5%
% of patients satisfied with the treatment they have received (rolling 12 month period)	0	0	N/A	95.3%	96.0%

\* Figures in italics indicate that the base number is less than 100.

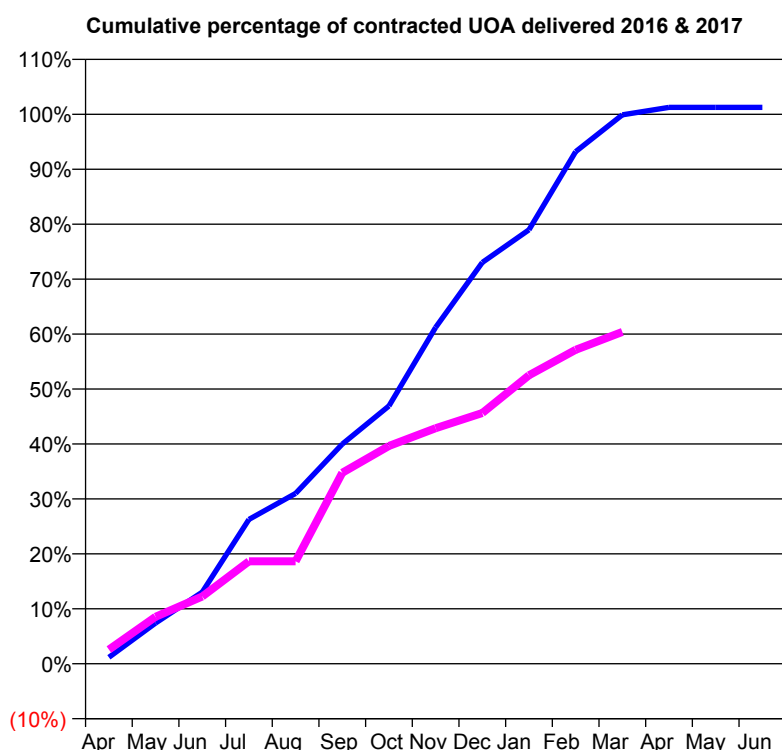
**Q60 - Vital Signs Orthodontic At a Glance Contract Report for 152455/0001 - March 2017**

Name or company name	Stoke Orthodontic Services Limited
Contract type name	PDS Contract
Purpose of contract	Orthodontic
Contract start date	17/03/2010
Contract end date	31/03/2018

16/17 Contracted general activity (UDA)	0
Carry forward general activity (UDA)	0
16/17 Contracted orthodontic activity (UOA)	28,440
Carry forward orthodontic activity (UOA)	-217
Baseline contract value	£1,579,089.58

**ACCESS**

	Contract	England and Wales
24 month ratio of assessments to patient IDs	1.14	1.09

**ACTIVITY**


Month	Adjusted Scheduled Activity (UOA)	
	2016	2017
April	203	732
May	1,277	2,436
June	2,246	3,485
July	4,521	5,301
August	5,335	5,301
September	6,877	9,885
October	8,072	11,271
November	10,530	12,194
December	12,563	12,976
January	13,586	14,932
February	16,036	16,252
March	17,188	17,175
April	17,422	
May	17,422	
June	17,422	

**QUALITY**

	Contract Quantity	Contract Base Number	Contract *	Region	England
% of all assessments that were assess and fit appliances (rolling 12 month period)	794	1,454	54.6%	55.8%	56.6%
% of all assessments that were assess and refuse (rolling 12 month period)	125	1,454	8.6%	11.1%	11.8%
% of all assessments that were assess and review (rolling 12 month period)	535	1,454	36.8%	33.1%	31.6%
% of terminated courses where treatment was abandoned or discontinued (rolling 12 month period)	191	1,064	18.0%	8.6%	7.7%
% of completed treatments indicating that PAR score was taken (year to date)	0	873	0.0%	57.9%	58.4%
Rate of removable appliances per 100 fixed appliances - proposed treatment (rolling 12 month period)	59	1,549	3.81	7.01	5.64
Rate of removable appliances per 100 fixed appliances - completed treatment (rolling 12 month period)	75	1,731	4.33	6.51	4.81
% of courses of treatment with removable appliances only - proposed treatment (rolling 12 month period)	0	794	0.0%	2.5%	2.0%
% of courses of treatment with removable appliances only - completed treatment (rolling 12 month period)	1	873	0.1%	1.6%	1.5%
% of patients satisfied with the treatment they have received (rolling 12 month period)	15	15	100.0%	95.3%	96.0%

\* Figures in italics indicate that the base number is less than 100.

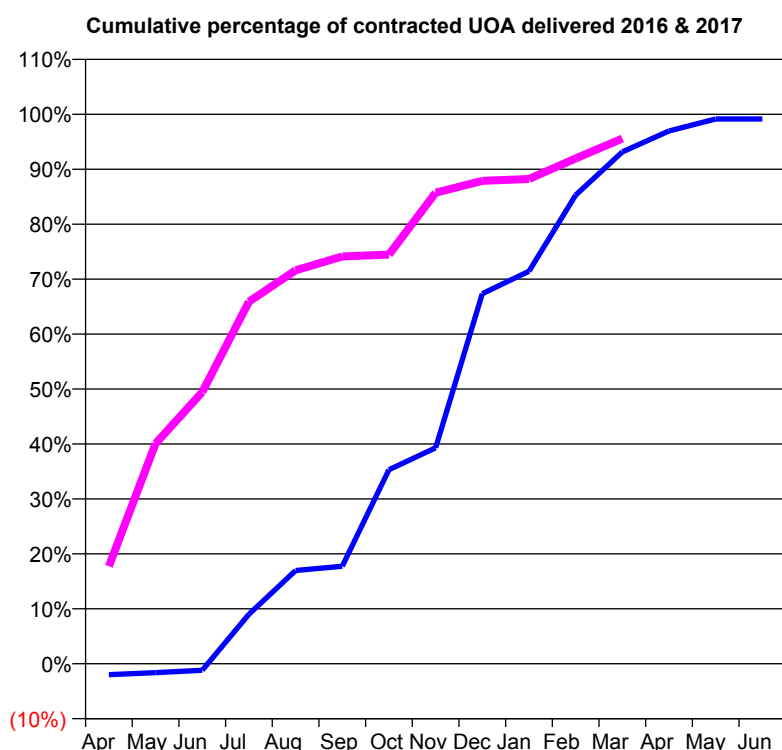
**Q60 - Vital Signs Orthodontic At a Glance Contract Report for 159263/0001 - March 2017**

Name or company name	Smile Design Shropshire Ltd
Contract type name	PDS Contract
Purpose of contract	Orthodontic
Contract start date	01/04/2008
Contract end date	31/03/2018

16/17 Contracted general activity (UDA)	0
Carry forward general activity (UDA)	0
16/17 Contracted orthodontic activity (UOA)	1,155
Carry forward orthodontic activity (UOA)	10
Baseline contract value	£77,011.98

**ACCESS**

	Contract	England and Wales
24 month ratio of assessments to patient IDs	1.09	1.09

**ACTIVITY**


Month	Adjusted Scheduled Activity (UOA)	
	2016	2017
April	-23	205
May	-19	463
June	-14	571
July	104	761
August	196	827
September	205	856
October	408	860
November	454	990
December	778	1,015
January	825	1,019
February	985	1,062
March	1,076	1,104
April	1,120	
May	1,145	
June	1,145	

**QUALITY**

	Contract Quantity	Contract Base Number	Contract *	Region	England
% of all assessments that were assess and fit appliances (rolling 12 month period)	54	107	50.5%	55.8%	56.6%
% of all assessments that were assess and refuse (rolling 12 month period)	25	107	23.4%	11.1%	11.8%
% of all assessments that were assess and review (rolling 12 month period)	28	107	26.2%	33.1%	31.6%
% of terminated courses where treatment was abandoned or discontinued (rolling 12 month period)	6	76	7.9%	8.6%	7.7%
% of completed treatments indicating that PAR score was taken (year to date)	69	70	98.6%	57.9%	58.4%
Rate of removable appliances per 100 fixed appliances - proposed treatment (rolling 12 month period)	7	107	6.54	7.01	5.64
Rate of removable appliances per 100 fixed appliances - completed treatment (rolling 12 month period)	8	129	6.20	6.51	4.81
% of courses of treatment with removable appliances only - proposed treatment (rolling 12 month period)	0	54	0.0%	2.5%	2.0%
% of courses of treatment with removable appliances only - completed treatment (rolling 12 month period)	5	70	7.1%	1.6%	1.5%
% of patients satisfied with the treatment they have received (rolling 12 month period)	3	3	100.0%	95.3%	96.0%

\* Figures in italics indicate that the base number is less than 100.

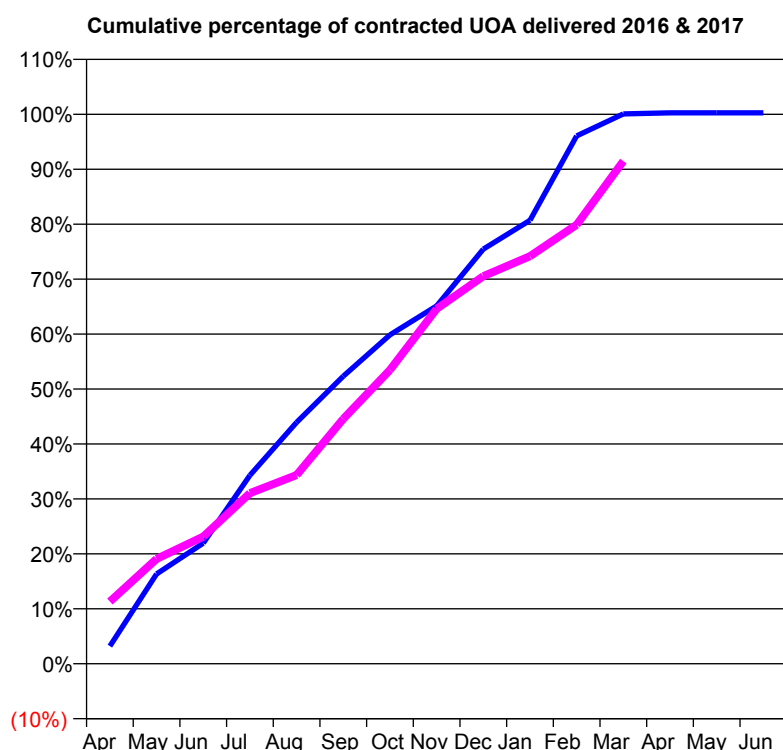
**Q60 - Vital Signs Orthodontic At a Glance Contract Report for 181110/0004 - March 2017**

Name or company name	IDH Limited
Contract type name	GDS Contract
Purpose of contract	General and Orthodontic
Contract start date	01/08/2008
Contract end date	

16/17 Contracted general activity (UDA)	25,040
Carry forward general activity (UDA)	-351
16/17 Contracted orthodontic activity (UOA)	2,792
Carry forward orthodontic activity (UOA)	-7
Baseline contract value	£778,754.61

**ACCESS**

	Contract	England and Wales
24 month ratio of assessments to patient IDs	1.04	1.09

**ACTIVITY**


Month	Adjusted Scheduled Activity (UOA)	
	2016	2017
April	90	316
May	456	533
June	613	646
July	958	867
August	1,227	959
September	1,461	1,244
October	1,671	1,493
November	1,818	1,803
December	2,107	1,969
January	2,253	2,071
February	2,682	2,231
March	2,794	2,554
April	2,799	
May	2,799	
June	2,799	

**QUALITY**

	Contract Quantity	Contract Base Number	Contract *	Region	England
% of all assessments that were assess and fit appliances (rolling 12 month period)	114	319	35.7%	55.8%	56.6%
% of all assessments that were assess and refuse (rolling 12 month period)	139	319	43.6%	11.1%	11.8%
% of all assessments that were assess and review (rolling 12 month period)	66	319	20.7%	33.1%	31.6%
% of terminated courses where treatment was abandoned or discontinued (rolling 12 month period)	4	89	4.5%	8.6%	7.7%
% of completed treatments indicating that PAR score was taken (year to date)	24	85	28.2%	57.9%	58.4%
Rate of removable appliances per 100 fixed appliances - proposed treatment (rolling 12 month period)	8	223	3.59	7.01	5.64
Rate of removable appliances per 100 fixed appliances - completed treatment (rolling 12 month period)	4	157	2.55	6.51	4.81
% of courses of treatment with removable appliances only - proposed treatment (rolling 12 month period)	1	114	0.9%	2.5%	2.0%
% of courses of treatment with removable appliances only - completed treatment (rolling 12 month period)	0	85	0.0%	1.6%	1.5%
% of patients satisfied with the treatment they have received (rolling 12 month period)	3	3	100.0%	95.3%	96.0%

\* Figures in italics indicate that the base number is less than 100.

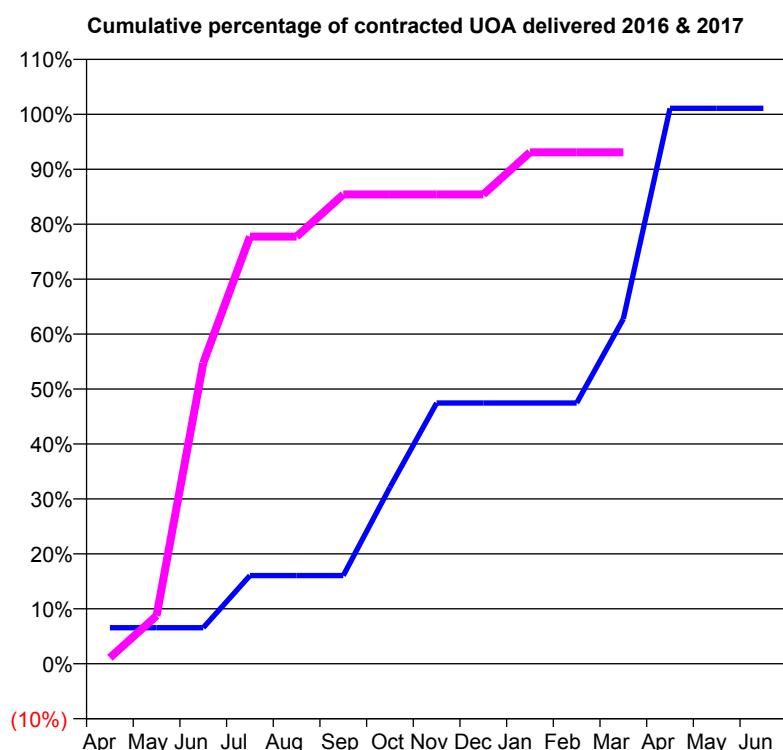
**Q60 - Vital Signs Orthodontic At a Glance Contract Report for 188239/0001 - March 2017**

Name or company name	Dr J S Jandu and Ms K K Bhambra
Contract type name	GDS Contract
Purpose of contract	General and Orthodontic
Contract start date	01/12/2009
Contract end date	

16/17 Contracted general activity (UDA)	6,309
Carry forward general activity (UDA)	-126
16/17 Contracted orthodontic activity (UOA)	274
Carry forward orthodontic activity (UOA)	-3
Baseline contract value	£170,767.20

**ACCESS**

	Contract	England and Wales
24 month ratio of assessments to patient IDs	1.08	1.09

**ACTIVITY**


Month	Adjusted Scheduled Activity (UOA)	
	2016	2017
April	18	3
May	18	24
June	18	150
July	44	213
August	44	213
September	44	234
October	88	234
November	130	234
December	130	234
January	130	255
February	130	255
March	172	255
April	277	
May	277	
June	277	

**QUALITY**

	Contract Quantity	Contract Base Number	Contract *	Region	England
% of all assessments that were assess and fit appliances (rolling 12 month period)	17	17	100.0%	55.8%	56.6%
% of all assessments that were assess and refuse (rolling 12 month period)	0	17	0.0%	11.1%	11.8%
% of all assessments that were assess and review (rolling 12 month period)	0	17	0.0%	33.1%	31.6%
% of terminated courses where treatment was abandoned or discontinued (rolling 12 month period)	0	8	0.0%	8.6%	7.7%
% of completed treatments indicating that PAR score was taken (year to date)	0	8	0.0%	57.9%	58.4%
Rate of removable appliances per 100 fixed appliances - proposed treatment (rolling 12 month period)	1	27	3.70	7.01	5.64
Rate of removable appliances per 100 fixed appliances - completed treatment (rolling 12 month period)	0	12	0.00	6.51	4.81
% of courses of treatment with removable appliances only - proposed treatment (rolling 12 month period)	0	17	0.0%	2.5%	2.0%
% of courses of treatment with removable appliances only - completed treatment (rolling 12 month period)	0	8	0.0%	1.6%	1.5%
% of patients satisfied with the treatment they have received (rolling 12 month period)	3	3	100.0%	95.3%	96.0%

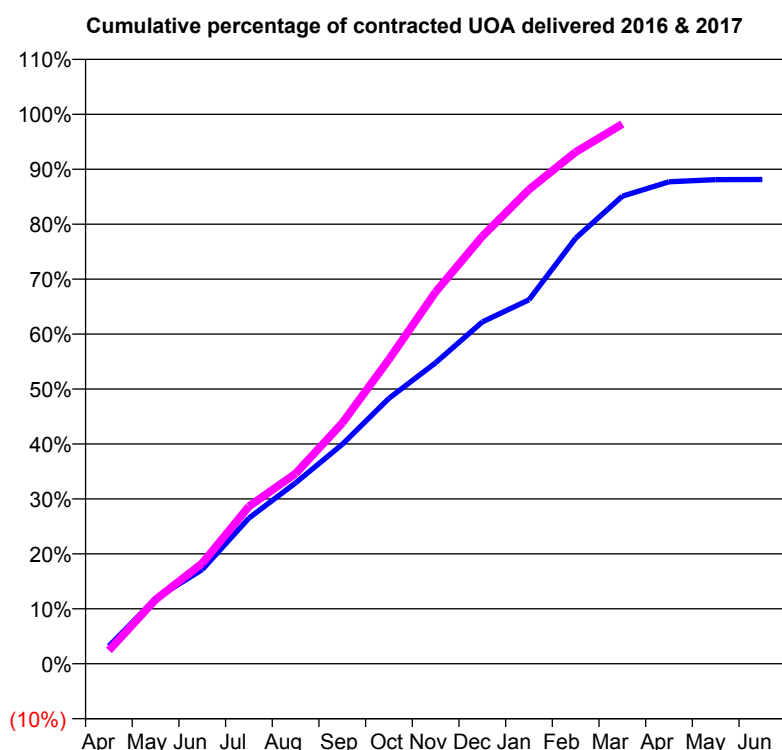
\* Figures in italics indicate that the base number is less than 100.

**Q60 - Vital Signs Orthodontic At a Glance Contract Report for 193968/0001 - March 2017**

Name or company name	Madeley Practice Ltd
Contract type name	PDS Contract
Purpose of contract	Orthodontic
Contract start date	01/10/2014
Contract end date	31/03/2018

16/17 Contracted general activity (UDA)	0
Carry forward general activity (UDA)	0
16/17 Contracted orthodontic activity (UOA)	11,508
Carry forward orthodontic activity (UOA)	0
Baseline contract value	£711,559.42

ACCESS	Contract	England and Wales
24 month ratio of assessments to patient IDs	1.08	1.09

**ACTIVITY**


Month	Adjusted Scheduled Activity (UOA)	
	2016	2017
April	370	281
May	1,364	1,346
June	1,974	2,105
July	3,051	3,296
August	3,789	3,984
September	4,595	5,043
October	5,560	6,375
November	6,305	7,786
December	7,158	8,953
January	7,624	9,932
February	8,912	10,717
March	9,794	11,302
April	10,095	
May	10,138	
June	10,142	

QUALITY	Contract Quantity	Contract Base Number	Contract *	Region	England
% of all assessments that were assess and fit appliances (rolling 12 month period)	547	953	57.4%	55.8%	56.6%
% of all assessments that were assess and refuse (rolling 12 month period)	63	953	6.6%	11.1%	11.8%
% of all assessments that were assess and review (rolling 12 month period)	343	953	36.0%	33.1%	31.6%
% of terminated courses where treatment was abandoned or discontinued (rolling 12 month period)	71	463	15.3%	8.6%	7.7%
% of completed treatments indicating that PAR score was taken (year to date)	29	392	7.4%	57.9%	58.4%
Rate of removable appliances per 100 fixed appliances - proposed treatment (rolling 12 month period)	131	1,040	12.60	7.01	5.64
Rate of removable appliances per 100 fixed appliances - completed treatment (rolling 12 month period)	65	690	9.42	6.51	4.81
% of courses of treatment with removable appliances only - proposed treatment (rolling 12 month period)	17	547	3.1%	2.5%	2.0%
% of courses of treatment with removable appliances only - completed treatment (rolling 12 month period)	16	392	4.1%	1.6%	1.5%
% of patients satisfied with the treatment they have received (rolling 12 month period)	27	27	100.0%	95.3%	96.0%

\* Figures in italics indicate that the base number is less than 100.

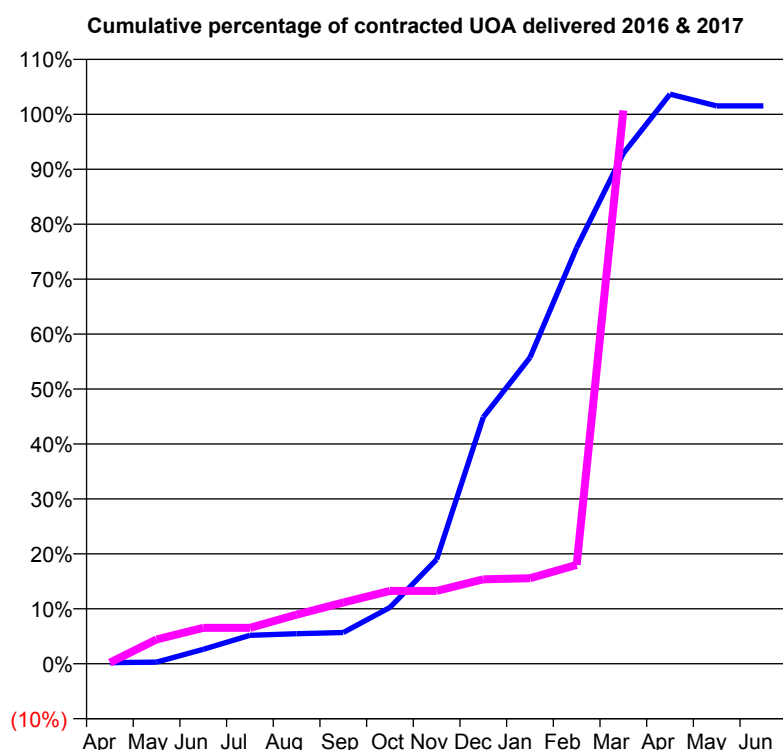
**Q60 - Vital Signs Orthodontic At a Glance Contract Report for 195170/0001 - March 2017**

Name or company name	Station House Dental Practice (Telford) Ltd
Contract type name	Pilot Contract
Purpose of contract	General and Orthodontic
Contract start date	01/12/2009
Contract end date	

16/17 Contracted general activity (UDA)	39,000
Carry forward general activity (UDA)	0
16/17 Contracted orthodontic activity (UOA)	995
Carry forward orthodontic activity (UOA)	0
Baseline contract value	£1,117,539.57

**ACCESS**

	Contract	England and Wales
24 month ratio of assessments to patient IDs	1.04	1.09

**ACTIVITY**


Month	Adjusted Scheduled Activity (UOA)	
	2016	2017
April	2	2
May	3	44
June	26	65
July	51	65
August	54	89
September	56	111
October	101	132
November	187	132
December	442	153
January	549	155
February	746	179
March	915	1,002
April	1,021	
May	1,000	
June	1,000	

**QUALITY**

	Contract Quantity	Contract Base Number	Contract *	Region	England
% of all assessments that were assess and fit appliances (rolling 12 month period)	52	68	76.5%	55.8%	56.6%
% of all assessments that were assess and refuse (rolling 12 month period)	14	68	20.6%	11.1%	11.8%
% of all assessments that were assess and review (rolling 12 month period)	2	68	2.9%	33.1%	31.6%
% of terminated courses where treatment was abandoned or discontinued (rolling 12 month period)	3	43	7.0%	8.6%	7.7%
% of completed treatments indicating that PAR score was taken (year to date)	40	40	100.0%	57.9%	58.4%
Rate of removable appliances per 100 fixed appliances - proposed treatment (rolling 12 month period)	0	104	0.00	7.01	5.64
Rate of removable appliances per 100 fixed appliances - completed treatment (rolling 12 month period)	0	80	0.00	6.51	4.81
% of courses of treatment with removable appliances only - proposed treatment (rolling 12 month period)	0	52	0.0%	2.5%	2.0%
% of courses of treatment with removable appliances only - completed treatment (rolling 12 month period)	0	40	0.0%	1.6%	1.5%
% of patients satisfied with the treatment they have received (rolling 12 month period)	0	0	N/A	95.3%	96.0%

\* Figures in italics indicate that the base number is less than 100.



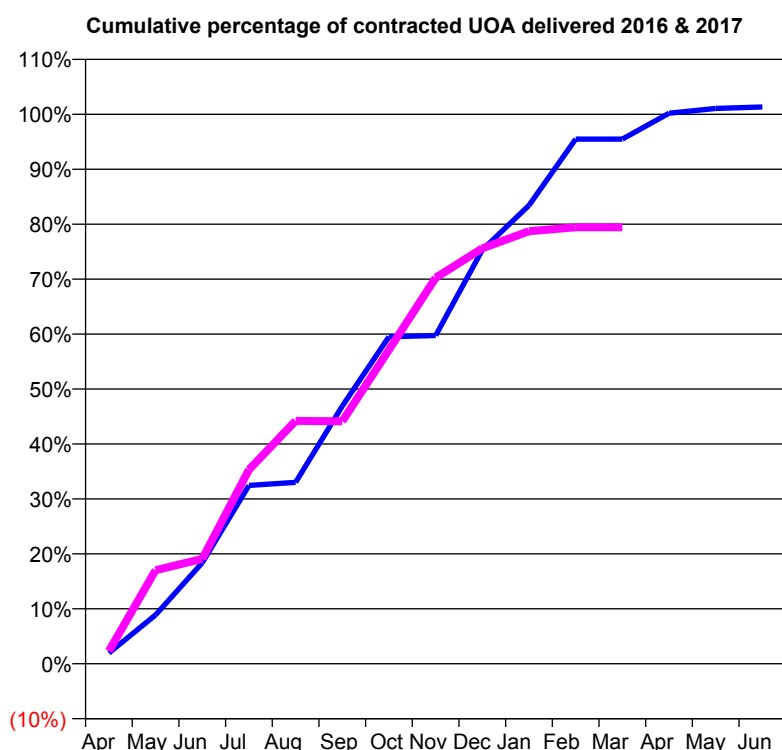
**Q60 - Vital Signs Orthodontic At a Glance Contract Report for 197351/0001 - March 2017**

Name or company name	Exclusive Orthodontics Ltd
Contract type name	PDS Contract
Purpose of contract	Orthodontic
Contract start date	01/04/2008
Contract end date	31/03/2018

16/17 Contracted general activity (UDA)	0
Carry forward general activity (UDA)	0
16/17 Contracted orthodontic activity (UOA)	9,592
Carry forward orthodontic activity (UOA)	-222
Baseline contract value	£601,232.06

**ACCESS**

	Contract	England and Wales
24 month ratio of assessments to patient IDs	1.04	1.09

**ACTIVITY**


Month	Adjusted Scheduled Activity (UOA)	
	2016	2017
April	147	222
May	665	1,633
June	1,376	1,831
July	2,431	3,387
August	2,473	4,239
September	3,510	4,233
October	4,455	5,481
November	4,472	6,737
December	5,638	7,251
January	6,245	7,550
February	7,149	7,619
March	7,149	7,621
April	7,501	
May	7,566	
June	7,587	

**QUALITY**

	Contract Quantity	Contract Base Number	Contract *	Region	England
% of all assessments that were assess and fit appliances (rolling 12 month period)	373	545	68.4%	55.8%	56.6%
% of all assessments that were assess and refuse (rolling 12 month period)	86	545	15.8%	11.1%	11.8%
% of all assessments that were assess and review (rolling 12 month period)	86	545	15.8%	33.1%	31.6%
% of terminated courses where treatment was abandoned or discontinued (rolling 12 month period)	22	358	6.1%	8.6%	7.7%
% of completed treatments indicating that PAR score was taken (year to date)	0	334	0.0%	57.9%	58.4%
Rate of removable appliances per 100 fixed appliances - proposed treatment (rolling 12 month period)	34	724	4.70	7.01	5.64
Rate of removable appliances per 100 fixed appliances - completed treatment (rolling 12 month period)	0	2	0.00	6.51	4.81
% of courses of treatment with removable appliances only - proposed treatment (rolling 12 month period)	6	373	1.6%	2.5%	2.0%
% of courses of treatment with removable appliances only - completed treatment (rolling 12 month period)	0	336	0.0%	1.6%	1.5%
% of patients satisfied with the treatment they have received (rolling 12 month period)	20	20	100.0%	95.3%	96.0%

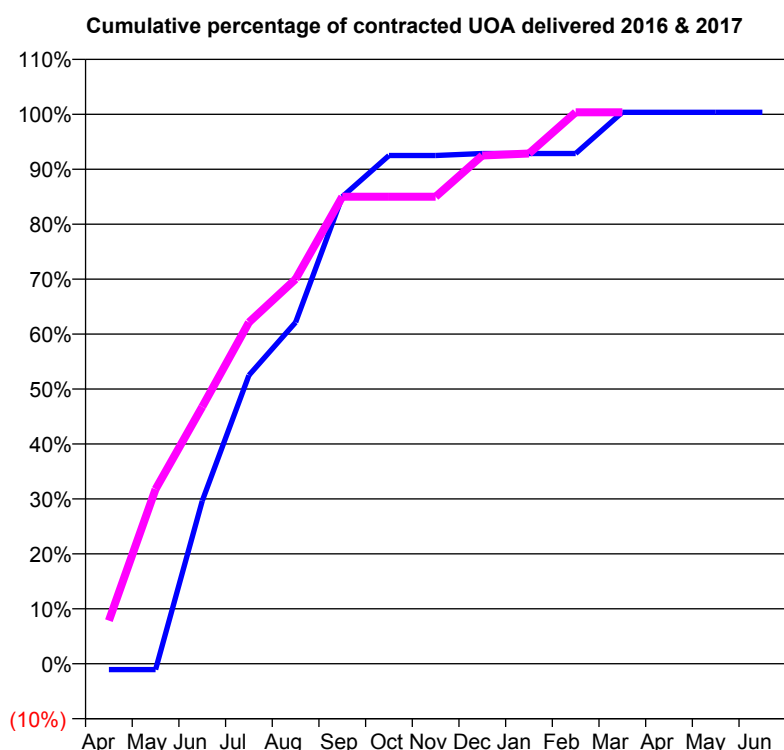
\* Figures in italics indicate that the base number is less than 100.

**Q60 - Vital Signs Orthodontic At a Glance Contract Report for 198595/0001 - March 2017**

Name or company name	Khanna Dental Limited
Contract type name	GDS Contract
Purpose of contract	General and Orthodontic
Contract start date	01/07/2014
Contract end date	

16/17 Contracted general activity (UDA)	12,412
Carry forward general activity (UDA)	0
16/17 Contracted orthodontic activity (UOA)	280
Carry forward orthodontic activity (UOA)	0
Baseline contract value	£359,226.03

ACCESS	Contract	England and Wales
24 month ratio of assessments to patient IDs	1.20	1.09

**ACTIVITY**


Month	Adjusted Scheduled Activity (UOA)	
	2016	2017
April	-3	22
May	-3	89
June	83	131
July	147	174
August	174	196
September	238	238
October	259	238
November	259	238
December	260	259
January	260	260
February	260	281
March	281	281
April	281	
May	281	
June	281	

QUALITY	Contract Quantity	Contract Base Number	Contract *	Region	England
% of all assessments that were assess and fit appliances (rolling 12 month period)	13	22	59.1%	55.8%	56.6%
% of all assessments that were assess and refuse (rolling 12 month period)	4	22	18.2%	11.1%	11.8%
% of all assessments that were assess and review (rolling 12 month period)	5	22	22.7%	33.1%	31.6%
% of terminated courses where treatment was abandoned or discontinued (rolling 12 month period)	0	2	0.0%	8.6%	7.7%
% of completed treatments indicating that PAR score was taken (year to date)	0	2	0.0%	57.9%	58.4%
Rate of removable appliances per 100 fixed appliances - proposed treatment (rolling 12 month period)	2	14	14.29	7.01	5.64
Rate of removable appliances per 100 fixed appliances - completed treatment (rolling 12 month period)	0	4	0.00	6.51	4.81
% of courses of treatment with removable appliances only - proposed treatment (rolling 12 month period)	2	13	15.4%	2.5%	2.0%
% of courses of treatment with removable appliances only - completed treatment (rolling 12 month period)	0	2	0.0%	1.6%	1.5%
% of patients satisfied with the treatment they have received (rolling 12 month period)	2	3	66.7%	95.3%	96.0%

\* Figures in italics indicate that the base number is less than 100.

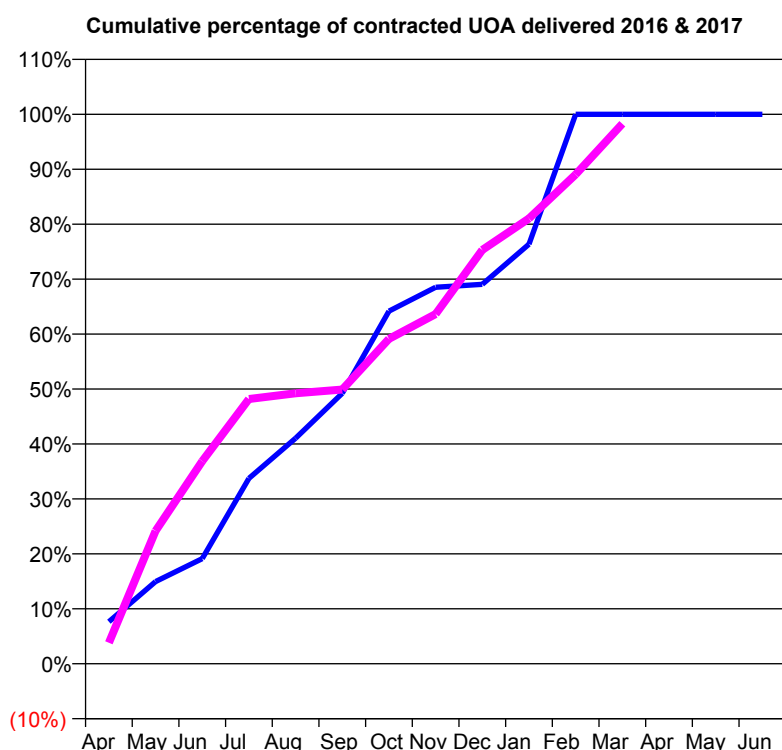
**Q60 - Vital Signs Orthodontic At a Glance Contract Report for 215708/0001 - March 2017**

Name or company name	Asquith House Dental Practice Partnership
Contract type name	GDS Contract
Purpose of contract	General and Orthodontic
Contract start date	01/04/2006
Contract end date	

16/17 Contracted general activity (UDA)	8,628
Carry forward general activity (UDA)	-128
16/17 Contracted orthodontic activity (UOA)	575
Carry forward orthodontic activity (UOA)	0
Baseline contract value	£278,953.69

**ACCESS**

	Contract	England and Wales
24 month ratio of assessments to patient IDs	1.34	1.09

**ACTIVITY**


Month	Adjusted Scheduled Activity (UOA)	
	2016	2017
April	44	22
May	86	139
June	110	212
July	194	277
August	236	283
September	283	287
October	369	340
November	394	366
December	397	433
January	439	466
February	575	512
March	575	565
April	575	
May	575	
June	575	

**QUALITY**

	Contract Quantity	Contract Base Number	Contract *	Region	England
% of all assessments that were assess and fit appliances (rolling 12 month period)	24	98	24.5%	55.8%	56.6%
% of all assessments that were assess and refuse (rolling 12 month period)	27	98	27.6%	11.1%	11.8%
% of all assessments that were assess and review (rolling 12 month period)	47	98	48.0%	33.1%	31.6%
% of terminated courses where treatment was abandoned or discontinued (rolling 12 month period)	18	81	22.2%	8.6%	7.7%
% of completed treatments indicating that PAR score was taken (year to date)	0	63	0.0%	57.9%	58.4%
Rate of removable appliances per 100 fixed appliances - proposed treatment (rolling 12 month period)	1	1	100.00	7.01	5.64
Rate of removable appliances per 100 fixed appliances - completed treatment (rolling 12 month period)	0	0	N/A	6.51	4.81
% of courses of treatment with removable appliances only - proposed treatment (rolling 12 month period)	1	24	4.2%	2.5%	2.0%
% of courses of treatment with removable appliances only - completed treatment (rolling 12 month period)	0	63	0.0%	1.6%	1.5%
% of patients satisfied with the treatment they have received (rolling 12 month period)	0	0	N/A	95.3%	96.0%

\* Figures in italics indicate that the base number is less than 100.

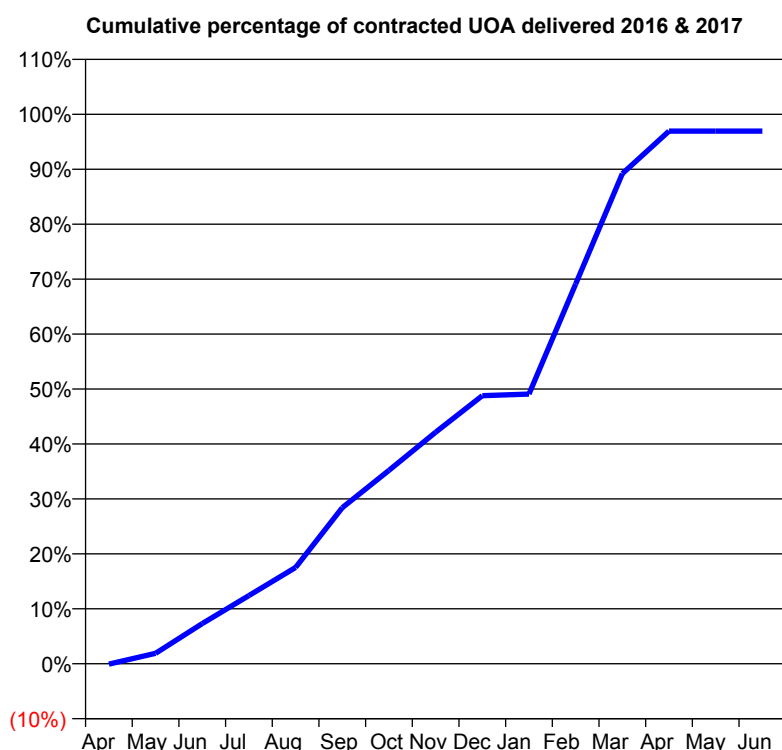
**Q60 - Vital Signs Orthodontic At a Glance Contract Report for 230081/0001 - March 2017**

Name or company name	MR P CASWELL
Contract type name	GDS Contract
Purpose of contract	General and Orthodontic
Contract start date	01/04/2006
Contract end date	

16/17 Contracted general activity (UDA)	2,900
Carry forward general activity (UDA)	0
16/17 Contracted orthodontic activity (UOA)	0
Carry forward orthodontic activity (UOA)	0
Baseline contract value	£140,885.49

**ACCESS**

	Contract	England and Wales
24 month ratio of assessments to patient IDs	1.06	1.09

**ACTIVITY**


Month	Adjusted Scheduled Activity (UOA)	
	2016	2017
April	-1	0
May	26	0
June	100	0
July	170	21
August	240	21
September	389	21
October	482	21
November	577	21
December	668	21
January	672	21
February	946	21
March	1,221	21
April	1,327	
May	1,327	
June	1,327	

**QUALITY**

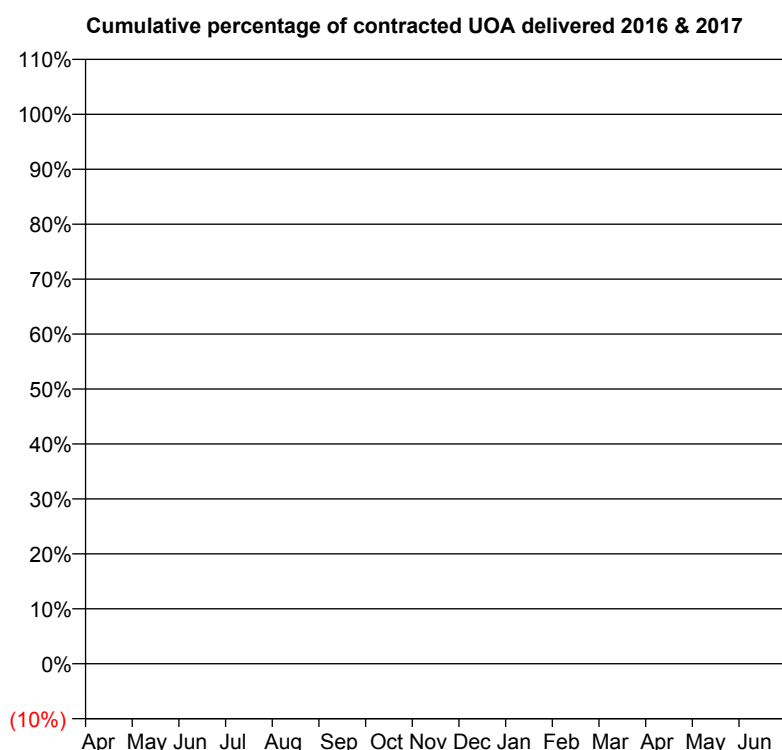
	Contract Quantity	Contract Base Number	Contract *	Region	England
% of all assessments that were assess and fit appliances (rolling 12 month period)	6	7	85.7%	55.8%	56.6%
% of all assessments that were assess and refuse (rolling 12 month period)	0	7	0.0%	11.1%	11.8%
% of all assessments that were assess and review (rolling 12 month period)	1	7	14.3%	33.1%	31.6%
% of terminated courses where treatment was abandoned or discontinued (rolling 12 month period)	8	68	11.8%	8.6%	7.7%
% of completed treatments indicating that PAR score was taken (year to date)	26	60	43.3%	57.9%	58.4%
Rate of removable appliances per 100 fixed appliances - proposed treatment (rolling 12 month period)	1	12	8.33	7.01	5.64
Rate of removable appliances per 100 fixed appliances - completed treatment (rolling 12 month period)	6	106	5.66	6.51	4.81
% of courses of treatment with removable appliances only - proposed treatment (rolling 12 month period)	0	6	0.0%	2.5%	2.0%
% of courses of treatment with removable appliances only - completed treatment (rolling 12 month period)	1	60	1.7%	1.6%	1.5%
% of patients satisfied with the treatment they have received (rolling 12 month period)	2	2	100.0%	95.3%	96.0%

\* Figures in italics indicate that the base number is less than 100.

**Q60 - Vital Signs Orthodontic At a Glance Contract Report for 232513/0001 - March 2017**

Name or company name	MR AF SINGLETON	16/17 Contracted general activity (UDA)	860
Contract type name	GDS Contract	Carry forward general activity (UDA)	0
Purpose of contract	General	16/17 Contracted orthodontic activity (UOA)	0
Contract start date	01/04/2006	Carry forward orthodontic activity (UOA)	0
Contract end date		Baseline contract value	£20,125.76

ACCESS	Contract	England and Wales
24 month ratio of assessments to patient IDs	1.00	1.09

**ACTIVITY**


Month	Adjusted Scheduled Activity (UOA)	
	2016	2017
April	0	0
May	0	0
June	0	0
July	0	2
August	0	2
September	0	2
October	0	2
November	0	2
December	0	2
January	0	2
February	0	2
March	0	2
April	0	
May	0	
June	0	

**QUALITY**

	Contract Quantity	Contract Base Number	Contract *	Region	England
% of all assessments that were assess and fit appliances (rolling 12 month period)	0	2	0.0%	55.8%	56.6%
% of all assessments that were assess and refuse (rolling 12 month period)	0	2	0.0%	11.1%	11.8%
% of all assessments that were assess and review (rolling 12 month period)	2	2	100.0%	33.1%	31.6%
% of terminated courses where treatment was abandoned or discontinued (rolling 12 month period)	0	0	N/A	8.6%	7.7%
% of completed treatments indicating that PAR score was taken (year to date)	0	0	N/A	57.9%	58.4%
Rate of removable appliances per 100 fixed appliances - proposed treatment (rolling 12 month period)	0	0	N/A	7.01	5.64
Rate of removable appliances per 100 fixed appliances - completed treatment (rolling 12 month period)	0	0	N/A	6.51	4.81
% of courses of treatment with removable appliances only - proposed treatment (rolling 12 month period)	0	0	N/A	2.5%	2.0%
% of courses of treatment with removable appliances only - completed treatment (rolling 12 month period)	0	0	N/A	1.6%	1.5%
% of patients satisfied with the treatment they have received (rolling 12 month period)	0	0	N/A	95.3%	96.0%

\* Figures in italics indicate that the base number is less than 100.

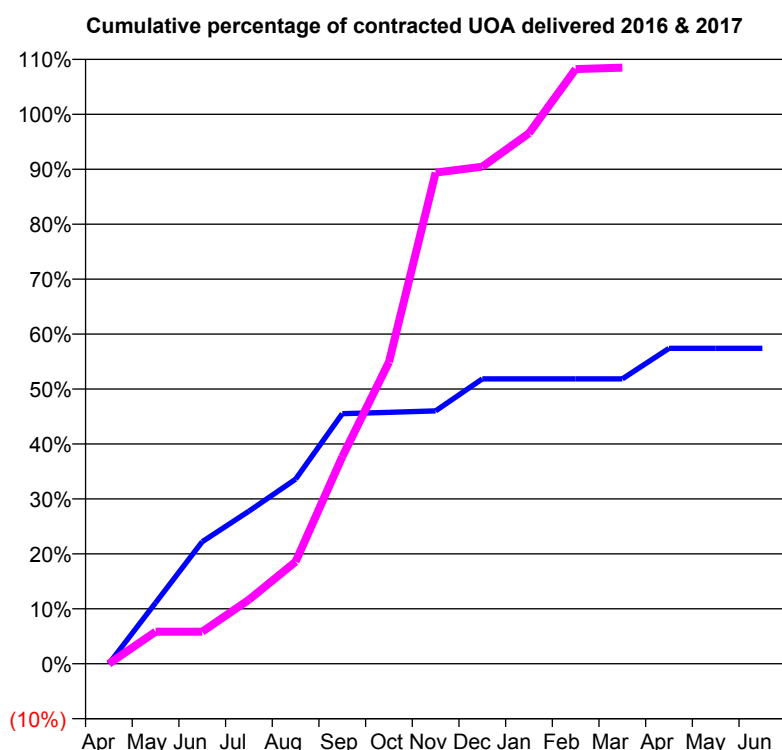
**Q60 - Vital Signs Orthodontic At a Glance Contract Report for 238120/0001 - March 2017**

Name or company name	DR AS SADHRA
Contract type name	GDS Contract
Purpose of contract	General and Orthodontic
Contract start date	01/04/2006
Contract end date	

16/17 Contracted general activity (UDA)	783
Carry forward general activity (UDA)	0
16/17 Contracted orthodontic activity (UOA)	377
Carry forward orthodontic activity (UOA)	0
Baseline contract value	£36,700.16

**ACCESS**

	Contract	England and Wales
24 month ratio of assessments to patient IDs	1.01	1.09

**ACTIVITY**


Month	Adjusted Scheduled Activity (UOA)	
	2016	2017
April	0	0
May	42	22
June	84	22
July	105	44
August	127	70
September	172	142
October	173	207
November	174	337
December	196	341
January	196	364
February	196	408
March	196	409
April	217	
May	217	
June	217	

**QUALITY**

	Contract Quantity	Contract Base Number	Contract *	Region	England
% of all assessments that were assess and fit appliances (rolling 12 month period)	22	53	41.5%	55.8%	56.6%
% of all assessments that were assess and refuse (rolling 12 month period)	13	53	24.5%	11.1%	11.8%
% of all assessments that were assess and review (rolling 12 month period)	18	53	34.0%	33.1%	31.6%
% of terminated courses where treatment was abandoned or discontinued (rolling 12 month period)	2	15	13.3%	8.6%	7.7%
% of completed treatments indicating that PAR score was taken (year to date)	0	13	0.0%	57.9%	58.4%
Rate of removable appliances per 100 fixed appliances - proposed treatment (rolling 12 month period)	2	36	5.56	7.01	5.64
Rate of removable appliances per 100 fixed appliances - completed treatment (rolling 12 month period)	0	25	0.00	6.51	4.81
% of courses of treatment with removable appliances only - proposed treatment (rolling 12 month period)	0	22	0.0%	2.5%	2.0%
% of courses of treatment with removable appliances only - completed treatment (rolling 12 month period)	0	13	0.0%	1.6%	1.5%
% of patients satisfied with the treatment they have received (rolling 12 month period)	1	1	100.0%	95.3%	96.0%

\* Figures in italics indicate that the base number is less than 100.

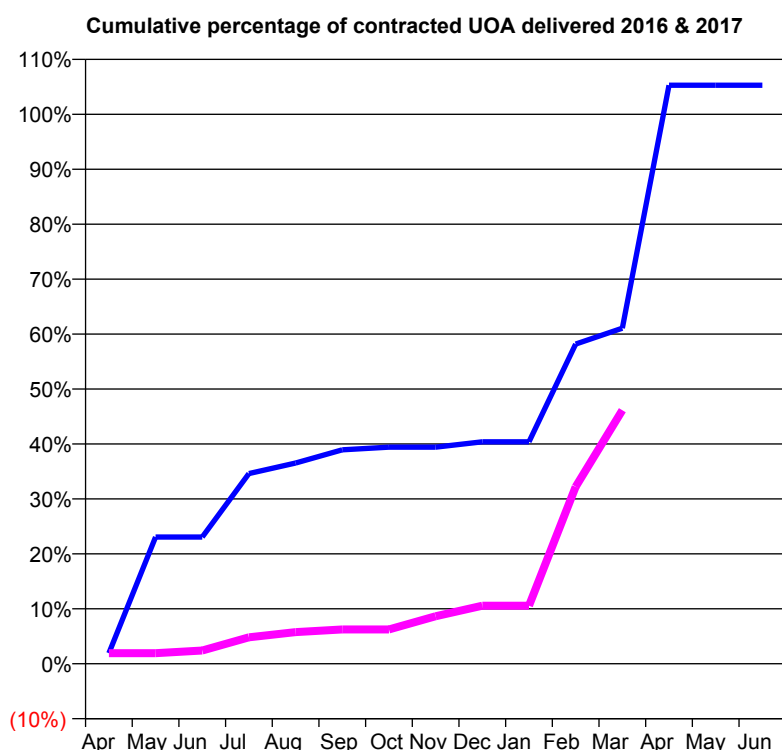
**Q60 - Vital Signs Orthodontic At a Glance Contract Report for 303496/0002 - March 2017**

Name or company name	MR AR FEE
Contract type name	GDS Contract
Purpose of contract	General and Orthodontic
Contract start date	13/09/2010
Contract end date	

16/17 Contracted general activity (UDA)	1,774
Carry forward general activity (UDA)	0
16/17 Contracted orthodontic activity (UOA)	208
Carry forward orthodontic activity (UOA)	-4
Baseline contract value	£59,977.46

**ACCESS**

	Contract	England and Wales
24 month ratio of assessments to patient IDs	1.33	1.09

**ACTIVITY**


Month	Adjusted Scheduled Activity (UOA)	
	2016	2017
April	4	4
May	48	4
June	48	5
July	72	10
August	76	12
September	81	13
October	82	13
November	82	18
December	84	22
January	84	22
February	121	67
March	127	96
April	219	
May	219	
June	219	

**QUALITY**

	Contract Quantity	Contract Base Number	Contract *	Region	England
% of all assessments that were assess and fit appliances (rolling 12 month period)	6	60	10.0%	55.8%	56.6%
% of all assessments that were assess and refuse (rolling 12 month period)	1	60	1.7%	11.1%	11.8%
% of all assessments that were assess and review (rolling 12 month period)	53	60	88.3%	33.1%	31.6%
% of terminated courses where treatment was abandoned or discontinued (rolling 12 month period)	1	8	12.5%	8.6%	7.7%
% of completed treatments indicating that PAR score was taken (year to date)	0	7	0.0%	57.9%	58.4%
Rate of removable appliances per 100 fixed appliances - proposed treatment (rolling 12 month period)	0	12	0.00	7.01	5.64
Rate of removable appliances per 100 fixed appliances - completed treatment (rolling 12 month period)	0	13	0.00	6.51	4.81
% of courses of treatment with removable appliances only - proposed treatment (rolling 12 month period)	0	6	0.0%	2.5%	2.0%
% of courses of treatment with removable appliances only - completed treatment (rolling 12 month period)	0	7	0.0%	1.6%	1.5%
% of patients satisfied with the treatment they have received (rolling 12 month period)	0	0	N/A	95.3%	96.0%

\* Figures in italics indicate that the base number is less than 100.

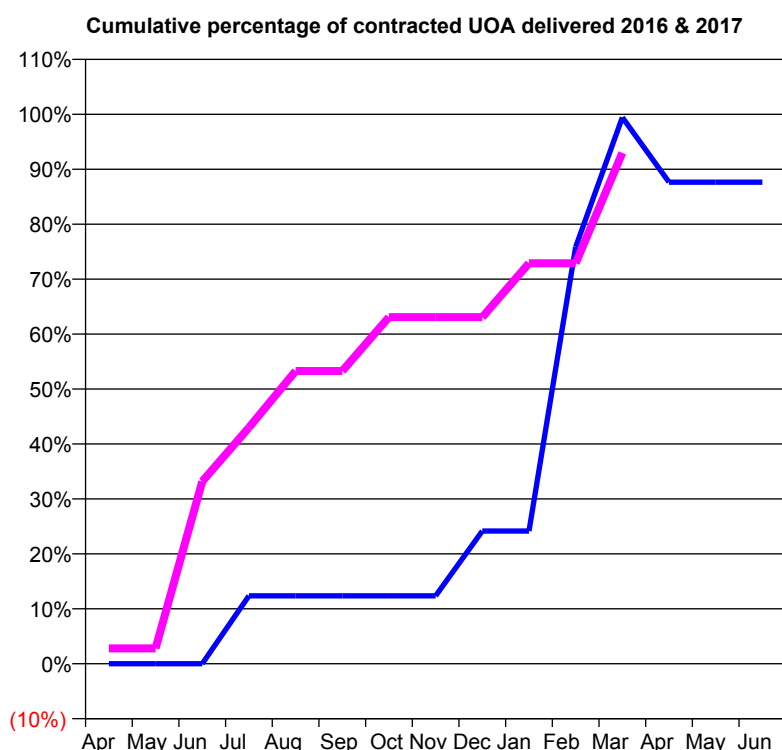
**Q60 - Vital Signs Orthodontic At a Glance Contract Report for 361747/0001 - March 2017**

Name or company name	MRS NK SUNNER
Contract type name	GDS Contract
Purpose of contract	General and Orthodontic
Contract start date	01/06/2015
Contract end date	

16/17 Contracted general activity (UDA)	6,987
Carry forward general activity (UDA)	84
16/17 Contracted orthodontic activity (UOA)	214
Carry forward orthodontic activity (UOA)	-4
Baseline contract value	£184,397.34

**ACCESS**

	Contract	England and Wales
24 month ratio of assessments to patient IDs	1.00	1.09

**ACTIVITY**


Month	Adjusted Scheduled Activity (UOA)	
	2016	2017
April	0	6
May	0	6
June	0	71
July	22	92
August	22	114
September	22	114
October	22	135
November	22	135
December	43	135
January	43	156
February	135	156
March	177	199
April	156	
May	156	
June	156	

**QUALITY**

	Contract Quantity	Contract Base Number	Contract *	Region	England
% of all assessments that were assess and fit appliances (rolling 12 month period)	9	16	56.3%	55.8%	56.6%
% of all assessments that were assess and refuse (rolling 12 month period)	4	16	25.0%	11.1%	11.8%
% of all assessments that were assess and review (rolling 12 month period)	3	16	18.8%	33.1%	31.6%
% of terminated courses where treatment was abandoned or discontinued (rolling 12 month period)	0	0	N/A	8.6%	7.7%
% of completed treatments indicating that PAR score was taken (year to date)	0	0	N/A	57.9%	58.4%
Rate of removable appliances per 100 fixed appliances - proposed treatment (rolling 12 month period)	0	14	0.00	7.01	5.64
Rate of removable appliances per 100 fixed appliances - completed treatment (rolling 12 month period)	0	0	N/A	6.51	4.81
% of courses of treatment with removable appliances only - proposed treatment (rolling 12 month period)	0	9	0.0%	2.5%	2.0%
% of courses of treatment with removable appliances only - completed treatment (rolling 12 month period)	0	0	N/A	1.6%	1.5%
% of patients satisfied with the treatment they have received (rolling 12 month period)	0	0	N/A	95.3%	96.0%

\* Figures in italics indicate that the base number is less than 100.



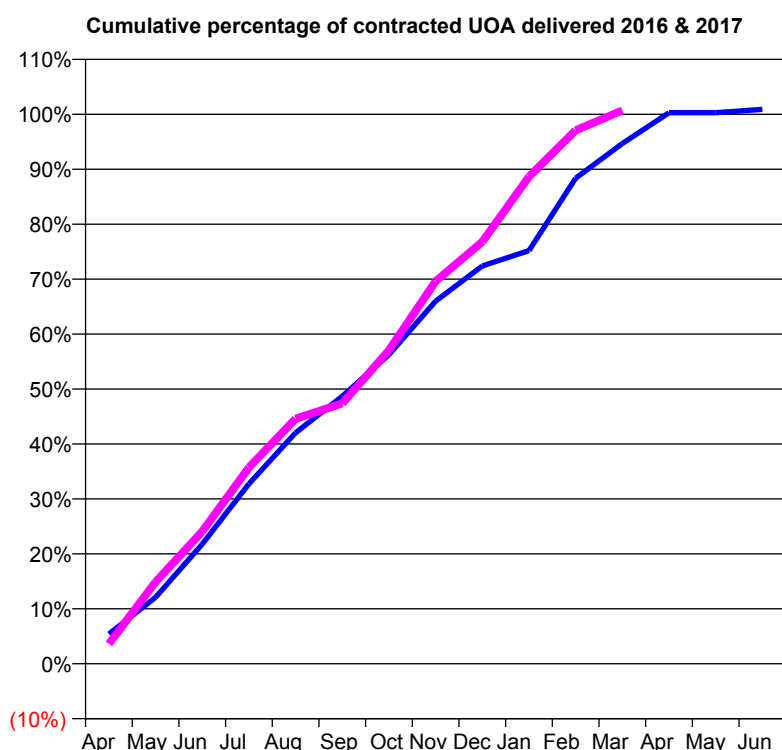
**Q60 - Vital Signs Orthodontic At a Glance Contract Report for 551333/0001 - March 2017**

Name or company name	MR JD MUIR
Contract type name	PDS Contract
Purpose of contract	Orthodontic
Contract start date	01/05/2006
Contract end date	31/03/2018

16/17 Contracted general activity (UDA)	0
Carry forward general activity (UDA)	0
16/17 Contracted orthodontic activity (UOA)	7,357
Carry forward orthodontic activity (UOA)	-65
Baseline contract value	£422,689.80

**ACCESS**

	Contract	England and Wales
24 month ratio of assessments to patient IDs	1.18	1.09

**ACTIVITY**


Month	Adjusted Scheduled Activity (UOA)	
	2016	2017
April	399	267
May	890	1,096
June	1,603	1,772
July	2,410	2,628
August	3,093	3,281
September	3,582	3,485
October	4,140	4,198
November	4,856	5,121
December	5,326	5,649
January	5,532	6,521
February	6,501	7,142
March	6,966	7,408
April	7,378	
May	7,378	
June	7,422	

**QUALITY**

	Contract Quantity	Contract Base Number	Contract *	Region	England
% of all assessments that were assess and fit appliances (rolling 12 month period)	350	831	42.1%	55.8%	56.6%
% of all assessments that were assess and refuse (rolling 12 month period)	148	831	17.8%	11.1%	11.8%
% of all assessments that were assess and review (rolling 12 month period)	333	831	40.1%	33.1%	31.6%
% of terminated courses where treatment was abandoned or discontinued (rolling 12 month period)	17	329	5.2%	8.6%	7.7%
% of completed treatments indicating that PAR score was taken (year to date)	312	312	100.0%	57.9%	58.4%
Rate of removable appliances per 100 fixed appliances - proposed treatment (rolling 12 month period)	0	686	0.00	7.01	5.64
Rate of removable appliances per 100 fixed appliances - completed treatment (rolling 12 month period)	0	613	0.00	6.51	4.81
% of courses of treatment with removable appliances only - proposed treatment (rolling 12 month period)	0	350	0.0%	2.5%	2.0%
% of courses of treatment with removable appliances only - completed treatment (rolling 12 month period)	0	312	0.0%	1.6%	1.5%
% of patients satisfied with the treatment they have received (rolling 12 month period)	10	10	100.0%	95.3%	96.0%

\* Figures in italics indicate that the base number is less than 100.

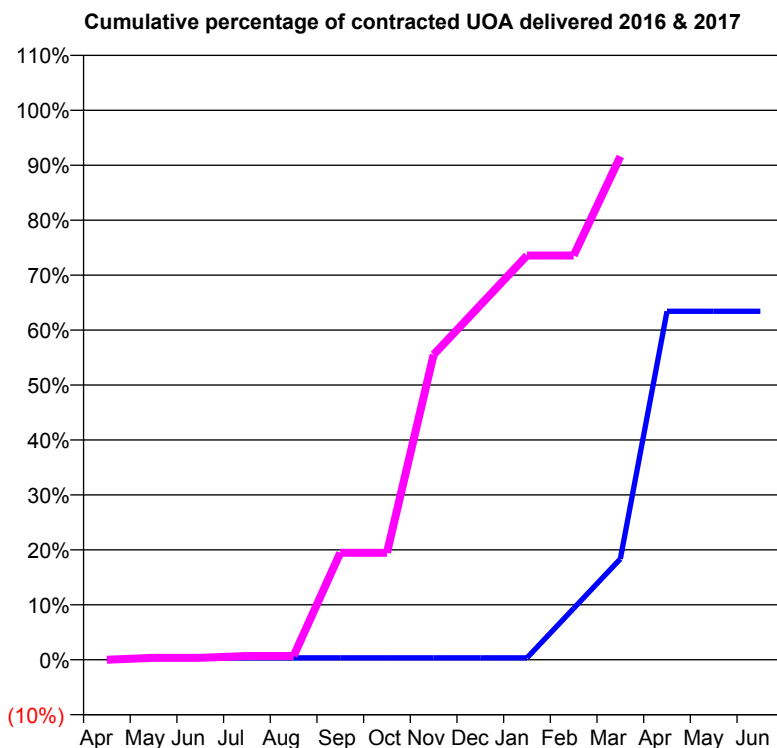
**Q60 - Vital Signs Orthodontic At a Glance Contract Report for 566888/0003 - March 2017**

Name or company name	MR RE LIVER
Contract type name	GDS Contract
Purpose of contract	General and Orthodontic
Contract start date	21/09/2009
Contract end date	

16/17 Contracted general activity (UDA)	1,233
Carry forward general activity (UDA)	-7
16/17 Contracted orthodontic activity (UOA)	233
Carry forward orthodontic activity (UOA)	0
Baseline contract value	£47,862.56

**ACCESS**

	Contract	England and Wales
24 month ratio of assessments to patient IDs	1.05	1.09

**ACTIVITY**


Month	Adjusted Scheduled Activity (UOA)	
	2016	2017
April	0	0
May	1	1
June	1	1
July	1	2
August	1	2
September	1	45
October	1	45
November	1	129
December	1	150
January	1	171
February	22	171
March	43	213
April	148	
May	148	
June	148	

**QUALITY**

	Contract Quantity	Contract Base Number	Contract *	Region	England
% of all assessments that were assess and fit appliances (rolling 12 month period)	15	17	88.2%	55.8%	56.6%
% of all assessments that were assess and refuse (rolling 12 month period)	0	17	0.0%	11.1%	11.8%
% of all assessments that were assess and review (rolling 12 month period)	2	17	11.8%	33.1%	31.6%
% of terminated courses where treatment was abandoned or discontinued (rolling 12 month period)	0	1	0.0%	8.6%	7.7%
% of completed treatments indicating that PAR score was taken (year to date)	0	1	0.0%	57.9%	58.4%
Rate of removable appliances per 100 fixed appliances - proposed treatment (rolling 12 month period)	13	3	433.33	7.01	5.64
Rate of removable appliances per 100 fixed appliances - completed treatment (rolling 12 month period)	0	0	N/A	6.51	4.81
% of courses of treatment with removable appliances only - proposed treatment (rolling 12 month period)	13	15	86.7%	2.5%	2.0%
% of courses of treatment with removable appliances only - completed treatment (rolling 12 month period)	0	1	0.0%	1.6%	1.5%
% of patients satisfied with the treatment they have received (rolling 12 month period)	1	1	100.0%	95.3%	96.0%

\* Figures in italics indicate that the base number is less than 100.

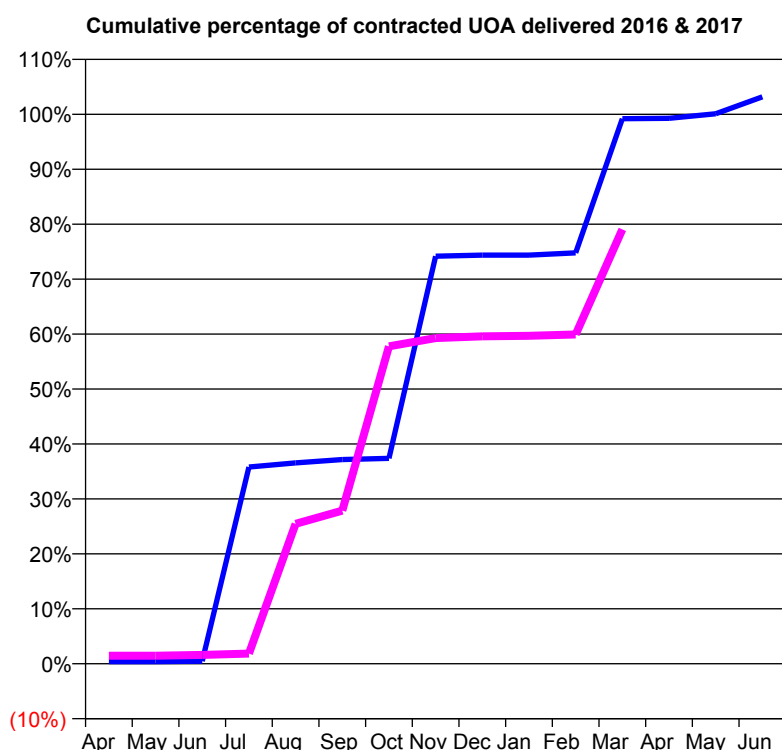
**Q60 - Vital Signs Orthodontic At a Glance Contract Report for 574880/0001 - March 2017**

Name or company name	MR MB WARAICH
Contract type name	GDS Contract
Purpose of contract	General and Orthodontic
Contract start date	01/04/2006
Contract end date	

16/17 Contracted general activity (UDA)	6,462
Carry forward general activity (UDA)	0
16/17 Contracted orthodontic activity (UOA)	1,987
Carry forward orthodontic activity (UOA)	-29
Baseline contract value	£234,191.02

**ACCESS**

	Contract	England and Wales
24 month ratio of assessments to patient IDs	1.01	1.09

**ACTIVITY**


Month	Adjusted Scheduled Activity (UOA)	
	2016	2017
April	6	29
May	6	29
June	7	32
July	524	37
August	535	506
September	543	554
October	546	1,148
November	1,084	1,178
December	1,087	1,184
January	1,087	1,186
February	1,093	1,191
March	1,450	1,571
April	1,451	
May	1,463	
June	1,508	

**QUALITY**

	Contract Quantity	Contract Base Number	Contract *	Region	England
% of all assessments that were assess and fit appliances (rolling 12 month period)	74	135	54.8%	55.8%	56.6%
% of all assessments that were assess and refuse (rolling 12 month period)	22	135	16.3%	11.1%	11.8%
% of all assessments that were assess and review (rolling 12 month period)	39	135	28.9%	33.1%	31.6%
% of terminated courses where treatment was abandoned or discontinued (rolling 12 month period)	1	80	1.3%	8.6%	7.7%
% of completed treatments indicating that PAR score was taken (year to date)	79	79	100.0%	57.9%	58.4%
Rate of removable appliances per 100 fixed appliances - proposed treatment (rolling 12 month period)	0	145	0.00	7.01	5.64
Rate of removable appliances per 100 fixed appliances - completed treatment (rolling 12 month period)	0	157	0.00	6.51	4.81
% of courses of treatment with removable appliances only - proposed treatment (rolling 12 month period)	0	74	0.0%	2.5%	2.0%
% of courses of treatment with removable appliances only - completed treatment (rolling 12 month period)	0	79	0.0%	1.6%	1.5%
% of patients satisfied with the treatment they have received (rolling 12 month period)	4	4	100.0%	95.3%	96.0%

\* Figures in italics indicate that the base number is less than 100.

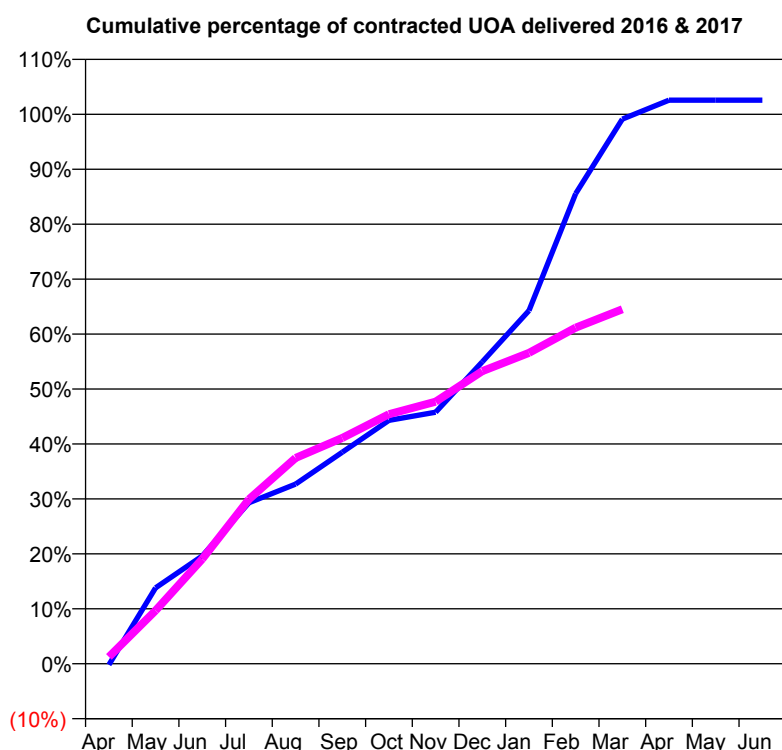
**Q60 - Vital Signs Orthodontic At a Glance Contract Report for 636053/0001 - March 2017**

Name or company name	MR SS NANDHRA
Contract type name	PDS Contract
Purpose of contract	Orthodontic
Contract start date	01/04/2006
Contract end date	31/03/2018

16/17 Contracted general activity (UDA)	0
Carry forward general activity (UDA)	0
16/17 Contracted orthodontic activity (UOA)	6,966
Carry forward orthodontic activity (UOA)	-87
Baseline contract value	£378,823.85

**ACCESS**

	Contract	England and Wales
24 month ratio of assessments to patient IDs	1.01	1.09

**ACTIVITY**


Month	Adjusted Scheduled Activity (UOA)	
	2016	2017
April	-9	87
May	600	675
June	852	1,327
July	1,272	2,085
August	1,419	2,610
September	1,671	2,862
October	1,923	3,163
November	1,987	3,323
December	2,386	3,709
January	2,790	3,941
February	3,714	4,260
March	4,303	4,494
April	4,452	
May	4,452	
June	4,452	

**QUALITY**

	Contract Quantity	Contract Base Number	Contract *	Region	England
% of all assessments that were assess and fit appliances (rolling 12 month period)	219	255	85.9%	55.8%	56.6%
% of all assessments that were assess and refuse (rolling 12 month period)	34	255	13.3%	11.1%	11.8%
% of all assessments that were assess and review (rolling 12 month period)	2	255	0.8%	33.1%	31.6%
% of terminated courses where treatment was abandoned or discontinued (rolling 12 month period)	30	250	12.0%	8.6%	7.7%
% of completed treatments indicating that PAR score was taken (year to date)	62	220	28.2%	57.9%	58.4%
Rate of removable appliances per 100 fixed appliances - proposed treatment (rolling 12 month period)	3	436	0.69	7.01	5.64
Rate of removable appliances per 100 fixed appliances - completed treatment (rolling 12 month period)	11	269	4.09	6.51	4.81
% of courses of treatment with removable appliances only - proposed treatment (rolling 12 month period)	0	219	0.0%	2.5%	2.0%
% of courses of treatment with removable appliances only - completed treatment (rolling 12 month period)	1	220	0.5%	1.6%	1.5%
% of patients satisfied with the treatment they have received (rolling 12 month period)	8	9	88.9%	95.3%	96.0%

\* Figures in italics indicate that the base number is less than 100.

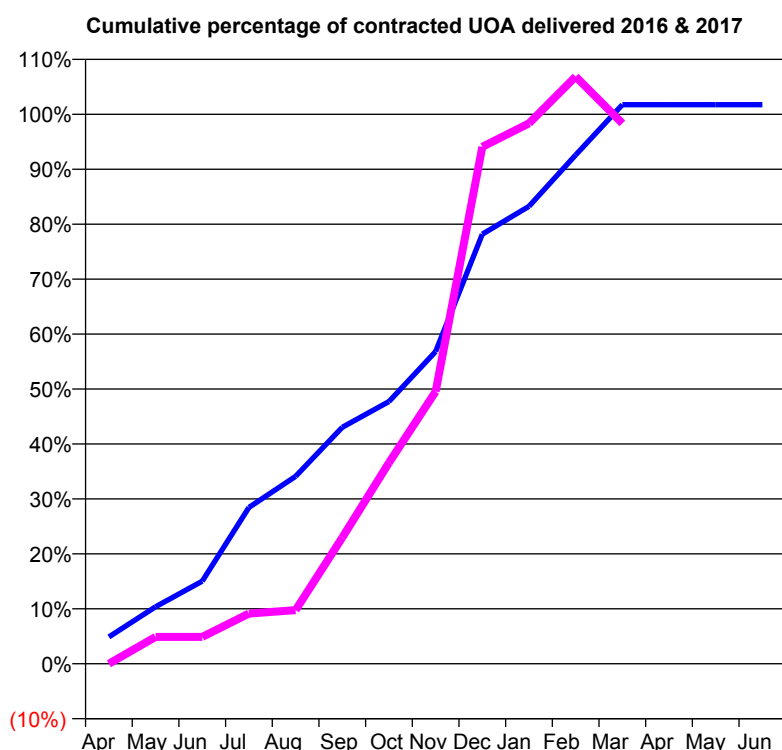
**Q60 - Vital Signs Orthodontic At a Glance Contract Report for 643203/0001 - March 2017**

Name or company name	MR GP MANZIE
Contract type name	GDS Contract
Purpose of contract	General and Orthodontic
Contract start date	01/04/2006
Contract end date	

16/17 Contracted general activity (UDA)	1,634
Carry forward general activity (UDA)	0
16/17 Contracted orthodontic activity (UOA)	492
Carry forward orthodontic activity (UOA)	0
Baseline contract value	£79,699.21

**ACCESS**

	Contract	England and Wales
24 month ratio of assessments to patient IDs	1.08	1.09

**ACTIVITY**


Month	Adjusted Scheduled Activity (UOA)	
	2016	2017
April	24	0
May	51	24
June	74	24
July	140	45
August	168	48
September	212	113
October	235	180
November	280	244
December	385	463
January	410	484
February	456	526
March	501	484
April	501	
May	501	
June	501	

**QUALITY**

	Contract Quantity	Contract Base Number	Contract *	Region	England
% of all assessments that were assess and fit appliances (rolling 12 month period)	24	43	55.8%	55.8%	56.6%
% of all assessments that were assess and refuse (rolling 12 month period)	4	43	9.3%	11.1%	11.8%
% of all assessments that were assess and review (rolling 12 month period)	15	43	34.9%	33.1%	31.6%
% of terminated courses where treatment was abandoned or discontinued (rolling 12 month period)	1	22	4.5%	8.6%	7.7%
% of completed treatments indicating that PAR score was taken (year to date)	21	21	100.0%	57.9%	58.4%
Rate of removable appliances per 100 fixed appliances - proposed treatment (rolling 12 month period)	0	44	0.00	7.01	5.64
Rate of removable appliances per 100 fixed appliances - completed treatment (rolling 12 month period)	2	41	4.88	6.51	4.81
% of courses of treatment with removable appliances only - proposed treatment (rolling 12 month period)	0	24	0.0%	2.5%	2.0%
% of courses of treatment with removable appliances only - completed treatment (rolling 12 month period)	0	21	0.0%	1.6%	1.5%
% of patients satisfied with the treatment they have received (rolling 12 month period)	1	1	100.0%	95.3%	96.0%

\* Figures in italics indicate that the base number is less than 100.

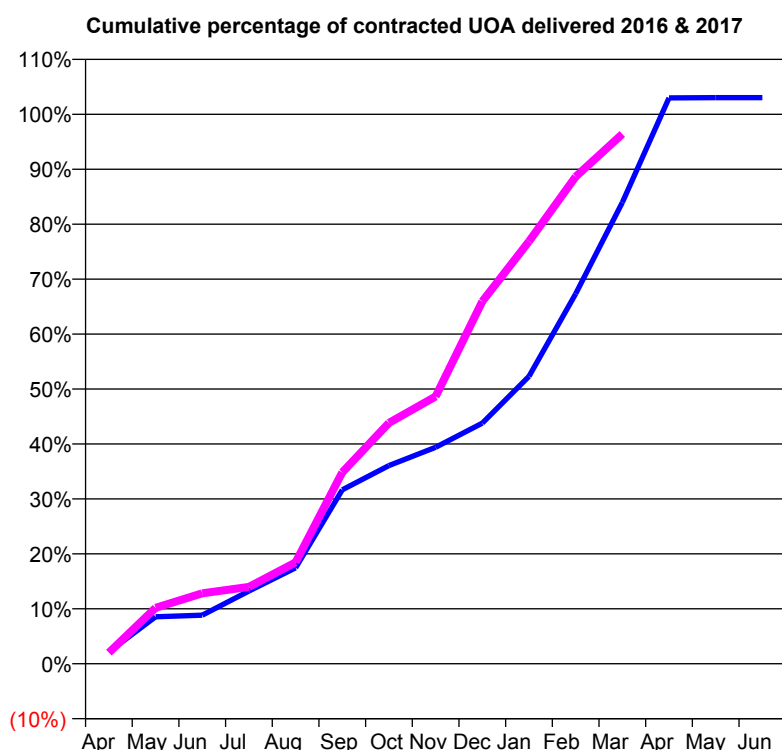
**Q60 - Vital Signs Orthodontic At a Glance Contract Report for 651230/0002 - March 2017**

Name or company name	PKD Orthodontics
Contract type name	PDS Contract
Purpose of contract	Orthodontic
Contract start date	01/05/2012
Contract end date	31/03/2018

16/17 Contracted general activity (UDA)	0
Carry forward general activity (UDA)	0
16/17 Contracted orthodontic activity (UOA)	8,363
Carry forward orthodontic activity (UOA)	-167
Baseline contract value	£558,724.58

**ACCESS**

	Contract	England and Wales
24 month ratio of assessments to patient IDs	1.07	1.09

**ACTIVITY**


Month	Adjusted Scheduled Activity (UOA)	
	2016	2017
April	181	170
May	716	851
June	740	1,072
July	1,108	1,169
August	1,460	1,544
September	2,648	2,914
October	3,017	3,667
November	3,295	4,068
December	3,663	5,516
January	4,374	6,429
February	5,631	7,413
March	7,021	8,062
April	8,612	
May	8,617	
June	8,617	

**QUALITY**

	Contract Quantity	Contract Base Number	Contract *	Region	England
% of all assessments that were assess and fit appliances (rolling 12 month period)	452	698	64.8%	55.8%	56.6%
% of all assessments that were assess and refuse (rolling 12 month period)	71	698	10.2%	11.1%	11.8%
% of all assessments that were assess and review (rolling 12 month period)	175	698	25.1%	33.1%	31.6%
% of terminated courses where treatment was abandoned or discontinued (rolling 12 month period)	19	466	4.1%	8.6%	7.7%
% of completed treatments indicating that PAR score was taken (year to date)	40	447	8.9%	57.9%	58.4%
Rate of removable appliances per 100 fixed appliances - proposed treatment (rolling 12 month period)	167	871	19.17	7.01	5.64
Rate of removable appliances per 100 fixed appliances - completed treatment (rolling 12 month period)	151	840	17.98	6.51	4.81
% of courses of treatment with removable appliances only - proposed treatment (rolling 12 month period)	9	452	2.0%	2.5%	2.0%
% of courses of treatment with removable appliances only - completed treatment (rolling 12 month period)	22	447	4.9%	1.6%	1.5%
% of patients satisfied with the treatment they have received (rolling 12 month period)	15	16	93.8%	95.3%	96.0%

\* Figures in italics indicate that the base number is less than 100.

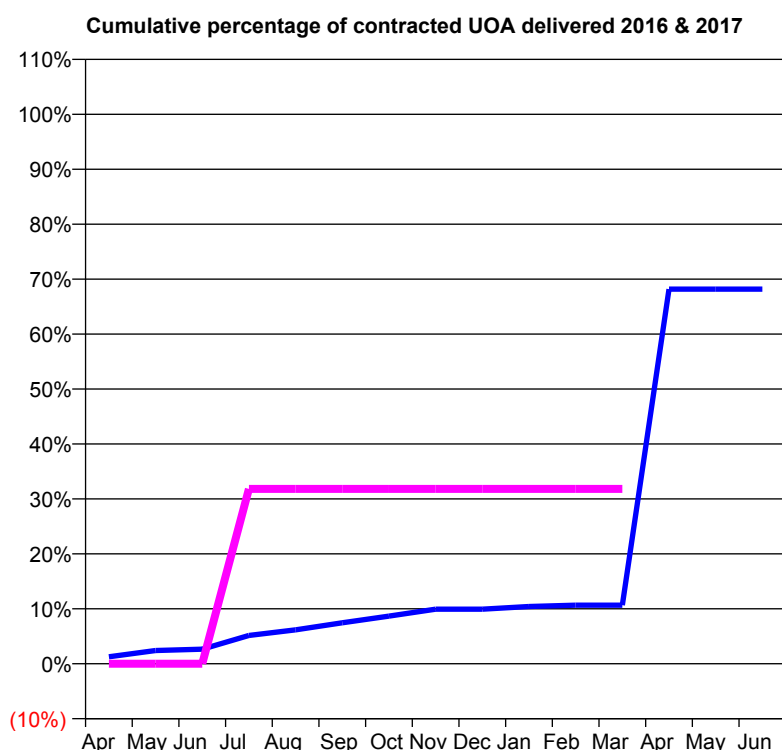
**Q60 - Vital Signs Orthodontic At a Glance Contract Report for 724149/0003 - March 2017**

Name or company name	MR RJ GATENBY
Contract type name	GDS Contract
Purpose of contract	General and Orthodontic
Contract start date	21/09/2009
Contract end date	

16/17 Contracted general activity (UDA)	1,662
Carry forward general activity (UDA)	0
16/17 Contracted orthodontic activity (UOA)	330
Carry forward orthodontic activity (UOA)	0
Baseline contract value	£69,887.57

**ACCESS**

	Contract	England and Wales
24 month ratio of assessments to patient IDs	1.07	1.09

**ACTIVITY**


Month	Adjusted Scheduled Activity (UOA)	
	2016	2017
April	4	0
May	8	0
June	9	0
July	17	105
August	20	105
September	25	105
October	29	105
November	33	105
December	33	105
January	34	105
February	35	105
March	35	105
April	225	
May	225	
June	225	

**QUALITY**

	Contract Quantity	Contract Base Number	Contract *	Region	England
% of all assessments that were assess and fit appliances (rolling 12 month period)	14	14	100.0%	55.8%	56.6%
% of all assessments that were assess and refuse (rolling 12 month period)	0	14	0.0%	11.1%	11.8%
% of all assessments that were assess and review (rolling 12 month period)	0	14	0.0%	33.1%	31.6%
% of terminated courses where treatment was abandoned or discontinued (rolling 12 month period)	3	18	16.7%	8.6%	7.7%
% of completed treatments indicating that PAR score was taken (year to date)	0	15	0.0%	57.9%	58.4%
Rate of removable appliances per 100 fixed appliances - proposed treatment (rolling 12 month period)	0	0	N/A	7.01	5.64
Rate of removable appliances per 100 fixed appliances - completed treatment (rolling 12 month period)	0	0	N/A	6.51	4.81
% of courses of treatment with removable appliances only - proposed treatment (rolling 12 month period)	0	14	0.0%	2.5%	2.0%
% of courses of treatment with removable appliances only - completed treatment (rolling 12 month period)	0	15	0.0%	1.6%	1.5%
% of patients satisfied with the treatment they have received (rolling 12 month period)	0	0	N/A	95.3%	96.0%

\* Figures in italics indicate that the base number is less than 100.

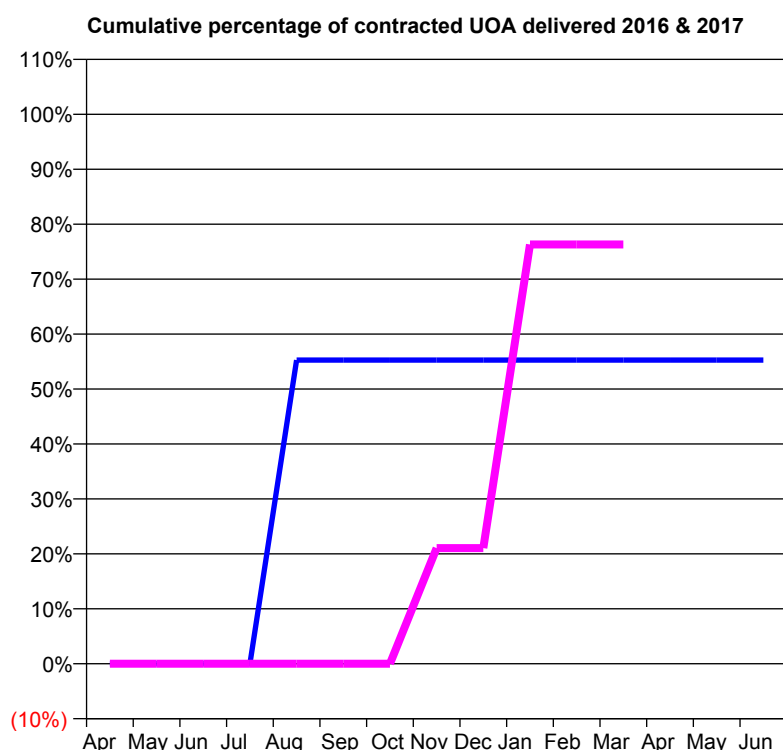
**Q60 - Vital Signs Orthodontic At a Glance Contract Report for 739618/0001 - March 2017**

Name or company name	MR J LAMPARD
Contract type name	GDS Contract
Purpose of contract	General and Orthodontic
Contract start date	01/04/2006
Contract end date	

16/17 Contracted general activity (UDA)	1,850
Carry forward general activity (UDA)	66
16/17 Contracted orthodontic activity (UOA)	38
Carry forward orthodontic activity (UOA)	0
Baseline contract value	£49,514.20

**ACCESS**

	Contract	England and Wales
24 month ratio of assessments to patient IDs	1.00	1.09

**ACTIVITY**


Month	Adjusted Scheduled Activity (UOA)	
	2016	2017
April	0	0
May	0	0
June	0	0
July	0	0
August	21	0
September	21	0
October	21	0
November	21	8
December	21	8
January	21	29
February	21	29
March	21	29
April	21	
May	21	
June	21	

**QUALITY**

	Contract Quantity	Contract Base Number	Contract *	Region	England
% of all assessments that were assess and fit appliances (rolling 12 month period)	3	3	100.0%	55.8%	56.6%
% of all assessments that were assess and refuse (rolling 12 month period)	0	3	0.0%	11.1%	11.8%
% of all assessments that were assess and review (rolling 12 month period)	0	3	0.0%	33.1%	31.6%
% of terminated courses where treatment was abandoned or discontinued (rolling 12 month period)	0	3	0.0%	8.6%	7.7%
% of completed treatments indicating that PAR score was taken (year to date)	0	3	0.0%	57.9%	58.4%
Rate of removable appliances per 100 fixed appliances - proposed treatment (rolling 12 month period)	3	0	N/A	7.01	5.64
Rate of removable appliances per 100 fixed appliances - completed treatment (rolling 12 month period)	1	0	N/A	6.51	4.81
% of courses of treatment with removable appliances only - proposed treatment (rolling 12 month period)	3	3	100.0%	2.5%	2.0%
% of courses of treatment with removable appliances only - completed treatment (rolling 12 month period)	1	3	33.3%	1.6%	1.5%
% of patients satisfied with the treatment they have received (rolling 12 month period)	0	0	N/A	95.3%	96.0%

\* Figures in italics indicate that the base number is less than 100.

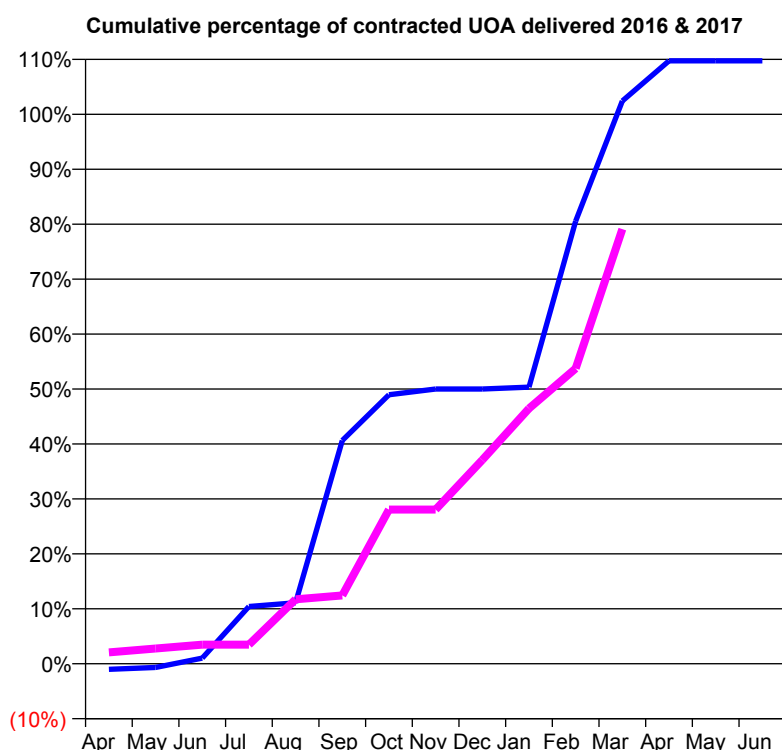


**Q60 - Vital Signs Orthodontic At a Glance Contract Report for 772992/0001 - March 2017**

Name or company name	MISS C BANKS
Contract type name	PDS Contract
Purpose of contract	Orthodontic
Contract start date	01/04/2006
Contract end date	31/03/2018

16/17 Contracted general activity (UDA)	0
Carry forward general activity (UDA)	0
16/17 Contracted orthodontic activity (UOA)	288
Carry forward orthodontic activity (UOA)	-6
Baseline contract value	£17,023.92

ACCESS	Contract	England and Wales
24 month ratio of assessments to patient IDs	1.05	1.09

**ACTIVITY**


Month	Adjusted Scheduled Activity (UOA)	
	2016	2017
April	-3	6
May	-2	8
June	3	10
July	30	10
August	32	34
September	117	36
October	141	81
November	144	81
December	144	107
January	145	134
February	232	155
March	295	228
April	316	
May	316	
June	316	

QUALITY	Contract Quantity	Contract Base Number	Contract *	Region	England
% of all assessments that were assess and fit appliances (rolling 12 month period)	10	42	23.8%	55.8%	56.6%
% of all assessments that were assess and refuse (rolling 12 month period)	3	42	7.1%	11.1%	11.8%
% of all assessments that were assess and review (rolling 12 month period)	29	42	69.0%	33.1%	31.6%
% of terminated courses where treatment was abandoned or discontinued (rolling 12 month period)	3	11	27.3%	8.6%	7.7%
% of completed treatments indicating that PAR score was taken (year to date)	0	8	0.0%	57.9%	58.4%
Rate of removable appliances per 100 fixed appliances - proposed treatment (rolling 12 month period)	0	20	0.00	7.01	5.64
Rate of removable appliances per 100 fixed appliances - completed treatment (rolling 12 month period)	0	0	N/A	6.51	4.81
% of courses of treatment with removable appliances only - proposed treatment (rolling 12 month period)	0	10	0.0%	2.5%	2.0%
% of courses of treatment with removable appliances only - completed treatment (rolling 12 month period)	0	8	0.0%	1.6%	1.5%
% of patients satisfied with the treatment they have received (rolling 12 month period)	0	0	N/A	95.3%	96.0%

\* Figures in italics indicate that the base number is less than 100.

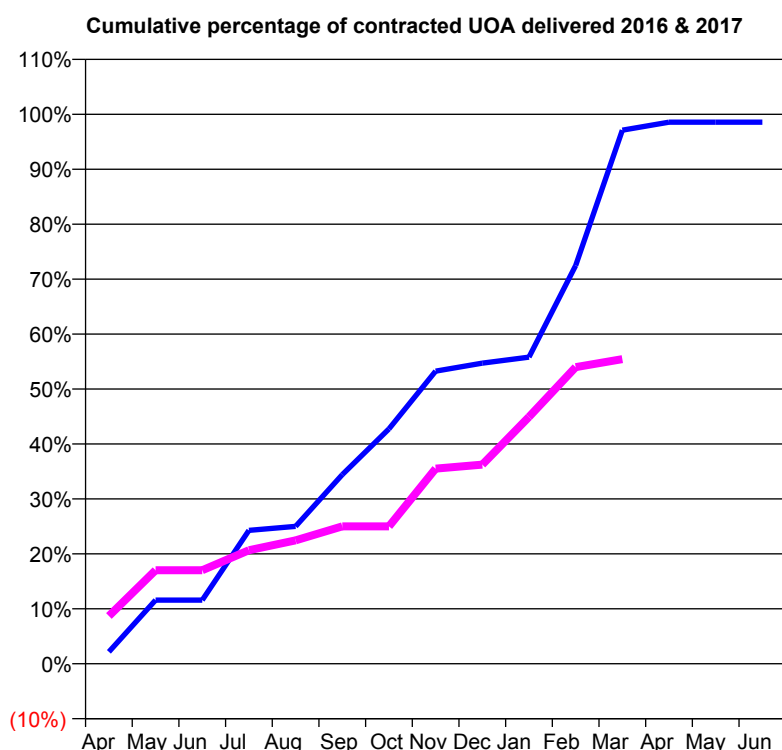
**Q60 - Vital Signs Orthodontic At a Glance Contract Report for 807508/0004 - March 2017**

Name or company name	MR SG MAIN
Contract type name	GDS Contract
Purpose of contract	General and Orthodontic
Contract start date	21/09/2009
Contract end date	

16/17 Contracted general activity (UDA)	1,633
Carry forward general activity (UDA)	-28
16/17 Contracted orthodontic activity (UOA)	276
Carry forward orthodontic activity (UOA)	0
Baseline contract value	£60,593.88

**ACCESS**

	Contract	England and Wales
24 month ratio of assessments to patient IDs	1.32	1.09

**ACTIVITY**


Month	Adjusted Scheduled Activity (UOA)	
	2016	2017
April	6	24
May	32	47
June	32	47
July	67	57
August	69	62
September	95	69
October	118	69
November	147	98
December	151	100
January	154	124
February	200	149
March	268	153
April	272	
May	272	
June	272	

**QUALITY**

	Contract Quantity	Contract Base Number	Contract *	Region	England
% of all assessments that were assess and fit appliances (rolling 12 month period)	5	59	8.5%	55.8%	56.6%
% of all assessments that were assess and refuse (rolling 12 month period)	0	59	0.0%	11.1%	11.8%
% of all assessments that were assess and review (rolling 12 month period)	54	59	91.5%	33.1%	31.6%
% of terminated courses where treatment was abandoned or discontinued (rolling 12 month period)	0	1	0.0%	8.6%	7.7%
% of completed treatments indicating that PAR score was taken (year to date)	0	1	0.0%	57.9%	58.4%
Rate of removable appliances per 100 fixed appliances - proposed treatment (rolling 12 month period)	2	0	N/A	7.01	5.64
Rate of removable appliances per 100 fixed appliances - completed treatment (rolling 12 month period)	0	0	N/A	6.51	4.81
% of courses of treatment with removable appliances only - proposed treatment (rolling 12 month period)	2	5	40.0%	2.5%	2.0%
% of courses of treatment with removable appliances only - completed treatment (rolling 12 month period)	0	1	0.0%	1.6%	1.5%
% of patients satisfied with the treatment they have received (rolling 12 month period)	1	1	100.0%	95.3%	96.0%

\* Figures in italics indicate that the base number is less than 100.

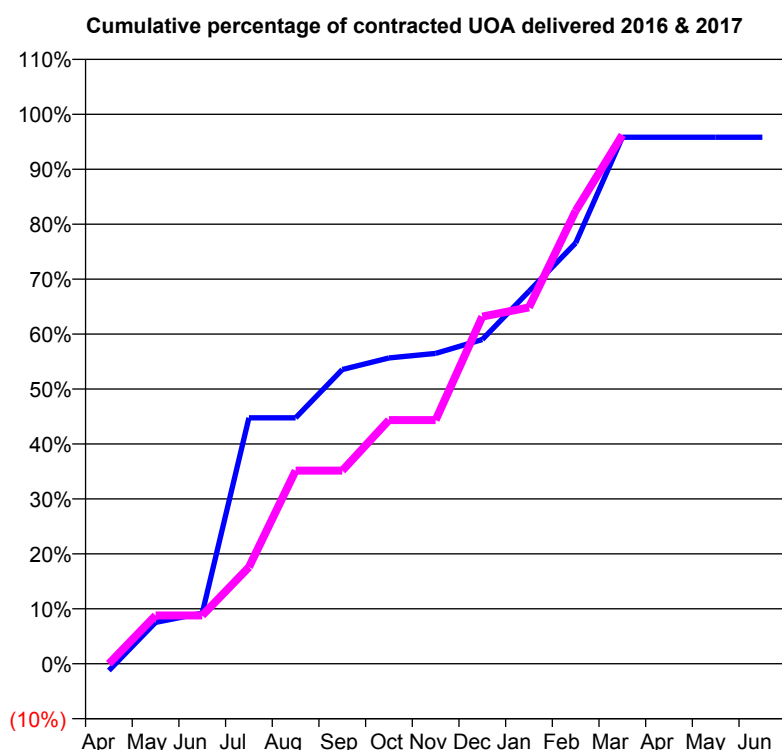
**Q60 - Vital Signs Orthodontic At a Glance Contract Report for 822167/0003 - March 2017**

Name or company name	MISS CD HOLLINS
Contract type name	PDS Contract
Purpose of contract	Orthodontic
Contract start date	06/02/2007
Contract end date	31/03/2018

16/17 Contracted general activity (UDA)	0
Carry forward general activity (UDA)	0
16/17 Contracted orthodontic activity (UOA)	239
Carry forward orthodontic activity (UOA)	0
Baseline contract value	£15,799.32

ACCESS	Contract	England and Wales
--------	----------	-------------------

24 month ratio of assessments to patient IDs	1.04	1.09
--	------	------

**ACTIVITY**


Month	Adjusted Scheduled Activity (UOA)	
	2016	2017
April	-3	0
May	18	21
June	22	21
July	107	42
August	107	84
September	128	84
October	133	106
November	135	106
December	141	151
January	162	155
February	183	197
March	229	230
April	229	
May	229	
June	229	

QUALITY	Contract Quantity	Contract Base Number	Contract *	Region	England
% of all assessments that were assess and fit appliances (rolling 12 month period)	11	33	33.3%	55.8%	56.6%
% of all assessments that were assess and refuse (rolling 12 month period)	6	33	18.2%	11.1%	11.8%
% of all assessments that were assess and review (rolling 12 month period)	16	33	48.5%	33.1%	31.6%
% of terminated courses where treatment was abandoned or discontinued (rolling 12 month period)	1	10	10.0%	8.6%	7.7%
% of completed treatments indicating that PAR score was taken (year to date)	0	9	0.0%	57.9%	58.4%
Rate of removable appliances per 100 fixed appliances - proposed treatment (rolling 12 month period)	0	17	0.00	7.01	5.64
Rate of removable appliances per 100 fixed appliances - completed treatment (rolling 12 month period)	0	0	N/A	6.51	4.81
% of courses of treatment with removable appliances only - proposed treatment (rolling 12 month period)	0	11	0.0%	2.5%	2.0%
% of courses of treatment with removable appliances only - completed treatment (rolling 12 month period)	0	9	0.0%	1.6%	1.5%
% of patients satisfied with the treatment they have received (rolling 12 month period)	0	0	N/A	95.3%	96.0%

\* Figures in italics indicate that the base number is less than 100.

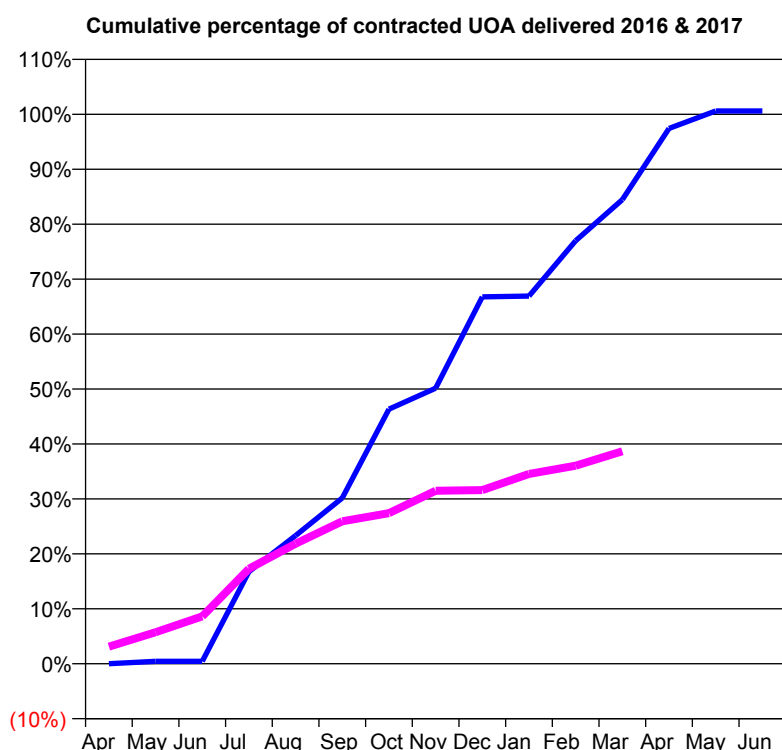
**Q60 - Vital Signs Orthodontic At a Glance Contract Report for 840610/0001 - March 2017**

Name or company name	MR RK NAHAR
Contract type name	GDS Contract
Purpose of contract	General and Orthodontic
Contract start date	01/04/2006
Contract end date	

16/17 Contracted general activity (UDA)	14,203
Carry forward general activity (UDA)	28
16/17 Contracted orthodontic activity (UOA)	1,601
Carry forward orthodontic activity (UOA)	-4
Baseline contract value	£394,040.31

**ACCESS**

	Contract	England and Wales
24 month ratio of assessments to patient IDs	1.14	1.09

**ACTIVITY**


Month	Adjusted Scheduled Activity (UOA)	
	2016	2017
April	0	50
May	3	92
June	3	138
July	110	277
August	153	350
September	198	415
October	304	439
November	329	504
December	438	506
January	439	553
February	505	577
March	554	619
April	639	
May	660	
June	660	

**QUALITY**

	Contract Quantity	Contract Base Number	Contract *	Region	England
% of all assessments that were assess and fit appliances (rolling 12 month period)	36	88	40.9%	55.8%	56.6%
% of all assessments that were assess and refuse (rolling 12 month period)	9	88	10.2%	11.1%	11.8%
% of all assessments that were assess and review (rolling 12 month period)	43	88	48.9%	33.1%	31.6%
% of terminated courses where treatment was abandoned or discontinued (rolling 12 month period)	2	23	8.7%	8.6%	7.7%
% of completed treatments indicating that PAR score was taken (year to date)	14	21	66.7%	57.9%	58.4%
Rate of removable appliances per 100 fixed appliances - proposed treatment (rolling 12 month period)	0	57	0.00	7.01	5.64
Rate of removable appliances per 100 fixed appliances - completed treatment (rolling 12 month period)	0	37	0.00	6.51	4.81
% of courses of treatment with removable appliances only - proposed treatment (rolling 12 month period)	0	36	0.0%	2.5%	2.0%
% of courses of treatment with removable appliances only - completed treatment (rolling 12 month period)	0	21	0.0%	1.6%	1.5%
% of patients satisfied with the treatment they have received (rolling 12 month period)	0	0	N/A	95.3%	96.0%

\* Figures in italics indicate that the base number is less than 100.

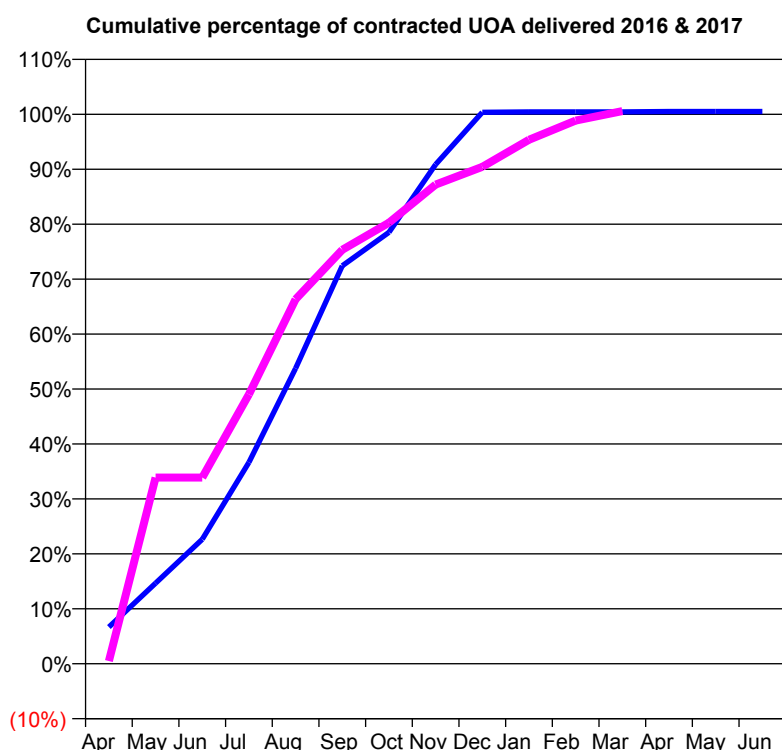
**Q60 - Vital Signs Orthodontic At a Glance Contract Report for 910066/0001 - March 2017**

Name or company name	DR AJ FAGG
Contract type name	GDS Contract
Purpose of contract	General and Orthodontic
Contract start date	01/04/2006
Contract end date	

16/17 Contracted general activity (UDA)	777
Carry forward general activity (UDA)	4
16/17 Contracted orthodontic activity (UOA)	1,399
Carry forward orthodontic activity (UOA)	-7
Baseline contract value	£89,528.58

**ACCESS**

	Contract	England and Wales
24 month ratio of assessments to patient IDs	1.02	1.09

**ACTIVITY**


Month	Adjusted Scheduled Activity (UOA)	
	2016	2017
April	92	7
May	202	474
June	312	474
July	505	686
August	741	928
September	998	1,054
October	1,082	1,123
November	1,252	1,220
December	1,383	1,265
January	1,384	1,334
February	1,384	1,383
March	1,384	1,407
April	1,385	
May	1,385	
June	1,385	

**QUALITY**

	Contract Quantity	Contract Base Number	Contract *	Region	England
% of all assessments that were assess and fit appliances (rolling 12 month period)	65	118	55.1%	55.8%	56.6%
% of all assessments that were assess and refuse (rolling 12 month period)	17	118	14.4%	11.1%	11.8%
% of all assessments that were assess and review (rolling 12 month period)	36	118	30.5%	33.1%	31.6%
% of terminated courses where treatment was abandoned or discontinued (rolling 12 month period)	16	90	17.8%	8.6%	7.7%
% of completed treatments indicating that PAR score was taken (year to date)	0	74	0.0%	57.9%	58.4%
Rate of removable appliances per 100 fixed appliances - proposed treatment (rolling 12 month period)	2	122	1.64	7.01	5.64
Rate of removable appliances per 100 fixed appliances - completed treatment (rolling 12 month period)	0	148	0.00	6.51	4.81
% of courses of treatment with removable appliances only - proposed treatment (rolling 12 month period)	1	65	1.5%	2.5%	2.0%
% of courses of treatment with removable appliances only - completed treatment (rolling 12 month period)	0	74	0.0%	1.6%	1.5%
% of patients satisfied with the treatment they have received (rolling 12 month period)	1	1	100.0%	95.3%	96.0%

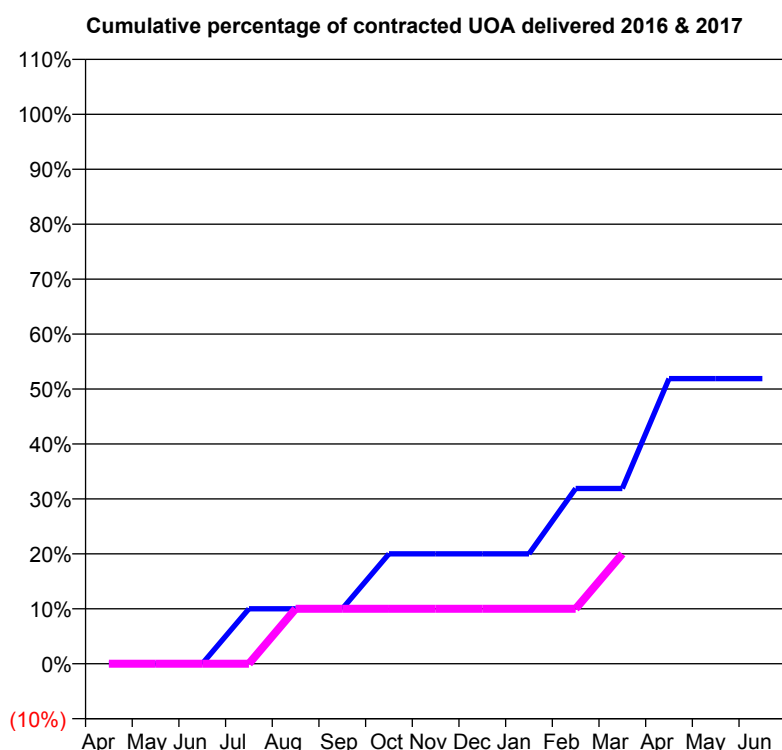
\* Figures in italics indicate that the base number is less than 100.

**Q60 - Vital Signs Orthodontic At a Glance Contract Report for 916013/0003 - March 2017**

Name or company name	MR BJ GRAINGER
Contract type name	GDS Contract
Purpose of contract	General and Orthodontic
Contract start date	14/04/2008
Contract end date	

16/17 Contracted general activity (UDA)	2,000
Carry forward general activity (UDA)	0
16/17 Contracted orthodontic activity (UOA)	210
Carry forward orthodontic activity (UOA)	0
Baseline contract value	£58,903.97

ACCESS	Contract	England and Wales
24 month ratio of assessments to patient IDs	1.00	1.09

**ACTIVITY**


Month	Adjusted Scheduled Activity (UOA)	
	2016	2017
April	0	0
May	0	0
June	0	0
July	21	0
August	21	21
September	21	21
October	42	21
November	42	21
December	42	21
January	42	21
February	67	21
March	67	42
April	109	
May	109	
June	109	

QUALITY	Contract Quantity	Contract Base Number	Contract *	Region	England
% of all assessments that were assess and fit appliances (rolling 12 month period)	4	4	100.0%	55.8%	56.6%
% of all assessments that were assess and refuse (rolling 12 month period)	0	4	0.0%	11.1%	11.8%
% of all assessments that were assess and review (rolling 12 month period)	0	4	0.0%	33.1%	31.6%
% of terminated courses where treatment was abandoned or discontinued (rolling 12 month period)	0	5	0.0%	8.6%	7.7%
% of completed treatments indicating that PAR score was taken (year to date)	5	5	100.0%	57.9%	58.4%
Rate of removable appliances per 100 fixed appliances - proposed treatment (rolling 12 month period)	0	6	0.00	7.01	5.64
Rate of removable appliances per 100 fixed appliances - completed treatment (rolling 12 month period)	0	0	N/A	6.51	4.81
% of courses of treatment with removable appliances only - proposed treatment (rolling 12 month period)	0	4	0.0%	2.5%	2.0%
% of courses of treatment with removable appliances only - completed treatment (rolling 12 month period)	0	5	0.0%	1.6%	1.5%
% of patients satisfied with the treatment they have received (rolling 12 month period)	0	0	N/A	95.3%	96.0%

\* Figures in italics indicate that the base number is less than 100.

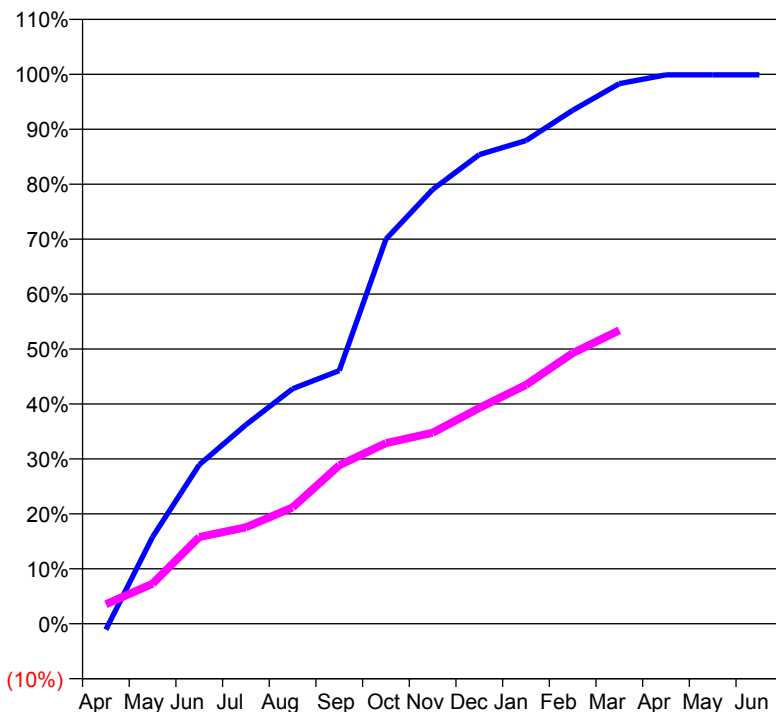
**Q60 - Vital Signs Orthodontic At a Glance Contract Report for 927201/0001 - March 2017**

Name or company name	MR N AHMED
Contract type name	GDS Contract
Purpose of contract	General and Orthodontic
Contract start date	01/04/2006
Contract end date	

16/17 Contracted general activity (UDA)	17,660
Carry forward general activity (UDA)	0
16/17 Contracted orthodontic activity (UOA)	4,788
Carry forward orthodontic activity (UOA)	0
Baseline contract value	£695,816.52

**ACCESS**

	Contract	England and Wales
24 month ratio of assessments to patient IDs	1.06	1.09

**ACTIVITY**
**Cumulative percentage of contracted UOA delivered 2016 & 2017**

**Adjusted Scheduled Activity (UOA)**

Month	2016	2017
April	-29	170
May	425	349
June	778	756
July	974	841
August	1,150	1,014
September	1,238	1,381
October	1,881	1,574
November	2,124	1,665
December	2,295	1,881
January	2,363	2,081
February	2,511	2,358
March	2,642	2,557
April	2,685	
May	2,685	
June	2,685	

**QUALITY**

	Contract Quantity	Contract Base Number	Contract *	Region	England
% of all assessments that were assess and fit appliances (rolling 12 month period)	121	193	62.7%	55.8%	56.6%
% of all assessments that were assess and refuse (rolling 12 month period)	11	193	5.7%	11.1%	11.8%
% of all assessments that were assess and review (rolling 12 month period)	61	193	31.6%	33.1%	31.6%
% of terminated courses where treatment was abandoned or discontinued (rolling 12 month period)	8	169	4.7%	8.6%	7.7%
% of completed treatments indicating that PAR score was taken (year to date)	117	161	72.7%	57.9%	58.4%
Rate of removable appliances per 100 fixed appliances - proposed treatment (rolling 12 month period)	20	232	8.62	7.01	5.64
Rate of removable appliances per 100 fixed appliances - completed treatment (rolling 12 month period)	25	318	7.86	6.51	4.81
% of courses of treatment with removable appliances only - proposed treatment (rolling 12 month period)	2	121	1.7%	2.5%	2.0%
% of courses of treatment with removable appliances only - completed treatment (rolling 12 month period)	0	161	0.0%	1.6%	1.5%
% of patients satisfied with the treatment they have received (rolling 12 month period)	3	3	100.0%	95.3%	96.0%

\* Figures in italics indicate that the base number is less than 100.

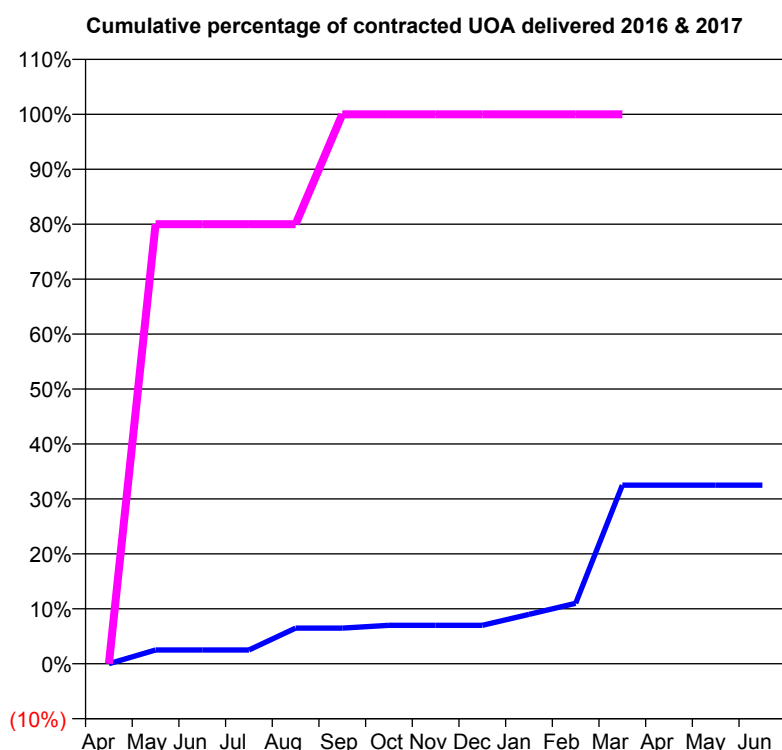
**Q60 - Vital Signs Orthodontic At a Glance Contract Report for 927724/0003 - March 2017**

Name or company name	MR SS DEHAL
Contract type name	GDS Contract
Purpose of contract	General and Orthodontic
Contract start date	01/06/2008
Contract end date	

16/17 Contracted general activity (UDA)	5,493
Carry forward general activity (UDA)	1
16/17 Contracted orthodontic activity (UOA)	5
Carry forward orthodontic activity (UOA)	0
Baseline contract value	£144,923.81

**ACCESS**

	Contract	England and Wales
24 month ratio of assessments to patient IDs	1.00	1.09

**ACTIVITY**


Month	Adjusted Scheduled Activity (UOA)	
	2016	2017
April	0	0
May	5	4
June	5	4
July	5	4
August	13	4
September	13	5
October	14	5
November	14	5
December	14	5
January	18	5
February	22	5
March	65	5
April	65	
May	65	
June	65	

**QUALITY**

	Contract Quantity	Contract Base Number	Contract *	Region	England
% of all assessments that were assess and fit appliances (rolling 12 month period)	1	2	50.0%	55.8%	56.6%
% of all assessments that were assess and refuse (rolling 12 month period)	0	2	0.0%	11.1%	11.8%
% of all assessments that were assess and review (rolling 12 month period)	1	2	50.0%	33.1%	31.6%
% of terminated courses where treatment was abandoned or discontinued (rolling 12 month period)	0	2	0.0%	8.6%	7.7%
% of completed treatments indicating that PAR score was taken (year to date)	1	2	50.0%	57.9%	58.4%
Rate of removable appliances per 100 fixed appliances - proposed treatment (rolling 12 month period)	1	0	N/A	7.01	5.64
Rate of removable appliances per 100 fixed appliances - completed treatment (rolling 12 month period)	2	0	N/A	6.51	4.81
% of courses of treatment with removable appliances only - proposed treatment (rolling 12 month period)	1	1	100.0%	2.5%	2.0%
% of courses of treatment with removable appliances only - completed treatment (rolling 12 month period)	2	2	100.0%	1.6%	1.5%
% of patients satisfied with the treatment they have received (rolling 12 month period)	0	0	N/A	95.3%	96.0%

\* Figures in italics indicate that the base number is less than 100.



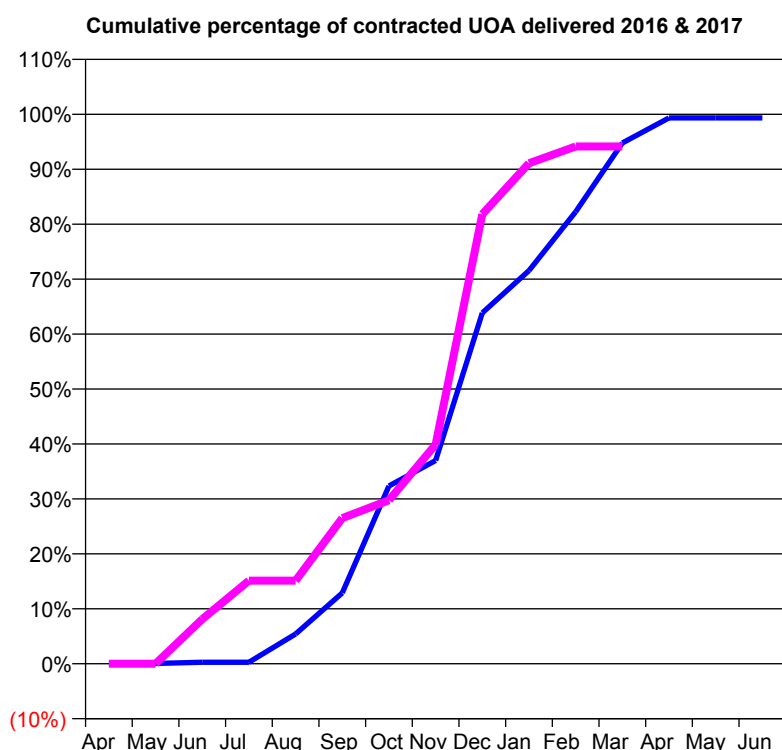
**Q61 - Vital Signs Orthodontic At a Glance Contract Report for 101370/0143 - March 2017**

Name or company name	Petrie Tucker and Partners Ltd
Contract type name	GDS Contract
Purpose of contract	General and Orthodontic
Contract start date	01/04/2015
Contract end date	

16/17 Contracted general activity (UDA)	18,993
Carry forward general activity (UDA)	0
16/17 Contracted orthodontic activity (UOA)	1,381
Carry forward orthodontic activity (UOA)	0
Baseline contract value	£559,037.26

**ACCESS**

	Contract	England and Wales
24 month ratio of assessments to patient IDs	1.06	1.09

**ACTIVITY**


Month	Adjusted Scheduled Activity (UOA)	
	2016	2017
April	0	0
May	1	0
June	4	112
July	4	209
August	75	209
September	178	366
October	447	411
November	511	551
December	882	1,130
January	988	1,258
February	1,136	1,300
March	1,309	1,300
April	1,372	
May	1,372	
June	1,372	

**QUALITY**

	Contract Quantity	Contract Base Number	Contract *	Region	England
% of all assessments that were assess and fit appliances (rolling 12 month period)	62	123	50.4%	55.7%	56.6%
% of all assessments that were assess and refuse (rolling 12 month period)	30	123	24.4%	14.9%	11.8%
% of all assessments that were assess and review (rolling 12 month period)	31	123	25.2%	29.4%	31.6%
% of terminated courses where treatment was abandoned or discontinued (rolling 12 month period)	2	2	100.0%	6.5%	7.7%
% of completed treatments indicating that PAR score was taken (year to date)	0	0	N/A	69.6%	58.4%
Rate of removable appliances per 100 fixed appliances - proposed treatment (rolling 12 month period)	0	114	0.00	4.02	5.64
Rate of removable appliances per 100 fixed appliances - completed treatment (rolling 12 month period)	0	0	N/A	4.09	4.81
% of courses of treatment with removable appliances only - proposed treatment (rolling 12 month period)	0	62	0.0%	2.0%	2.0%
% of courses of treatment with removable appliances only - completed treatment (rolling 12 month period)	0	0	N/A	1.7%	1.5%
% of patients satisfied with the treatment they have received (rolling 12 month period)	2	2	100.0%	94.9%	96.0%

\* Figures in italics indicate that the base number is less than 100.

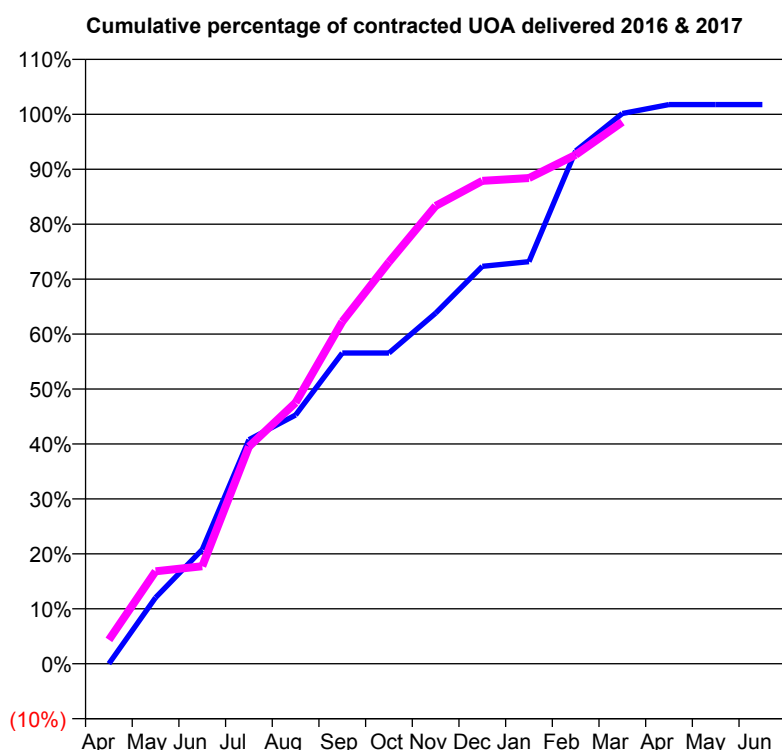
**Q61 - Vital Signs Orthodontic At a Glance Contract Report for 109061/0001 - March 2017**

Name or company name	Davidoff Dental Practice
Contract type name	GDS Contract
Purpose of contract	General and Orthodontic
Contract start date	23/11/2012
Contract end date	

16/17 Contracted general activity (UDA)	14,478
Carry forward general activity (UDA)	-29
16/17 Contracted orthodontic activity (UOA)	1,420
Carry forward orthodontic activity (UOA)	-25
Baseline contract value	£514,042.94

**ACCESS**

	Contract	England and Wales
24 month ratio of assessments to patient IDs	1.18	1.09

**ACTIVITY**


Month	Adjusted Scheduled Activity (UOA)	
	2016	2017
April	0	62
May	171	239
June	295	252
July	579	561
August	643	675
September	803	884
October	803	1,038
November	906	1,183
December	1,027	1,248
January	1,039	1,255
February	1,325	1,315
March	1,422	1,400
April	1,445	
May	1,445	
June	1,445	

**QUALITY**

	Contract Quantity	Contract Base Number	Contract *	Region	England
% of all assessments that were assess and fit appliances (rolling 12 month period)	54	392	13.8%	55.7%	56.6%
% of all assessments that were assess and refuse (rolling 12 month period)	120	392	30.6%	14.9%	11.8%
% of all assessments that were assess and review (rolling 12 month period)	218	392	55.6%	29.4%	31.6%
% of terminated courses where treatment was abandoned or discontinued (rolling 12 month period)	8	59	13.6%	6.5%	7.7%
% of completed treatments indicating that PAR score was taken (year to date)	48	51	94.1%	69.6%	58.4%
Rate of removable appliances per 100 fixed appliances - proposed treatment (rolling 12 month period)	4	98	4.08	4.02	5.64
Rate of removable appliances per 100 fixed appliances - completed treatment (rolling 12 month period)	4	92	4.35	4.09	4.81
% of courses of treatment with removable appliances only - proposed treatment (rolling 12 month period)	4	54	7.4%	2.0%	2.0%
% of courses of treatment with removable appliances only - completed treatment (rolling 12 month period)	4	51	7.8%	1.7%	1.5%
% of patients satisfied with the treatment they have received (rolling 12 month period)	0	0	N/A	94.9%	96.0%

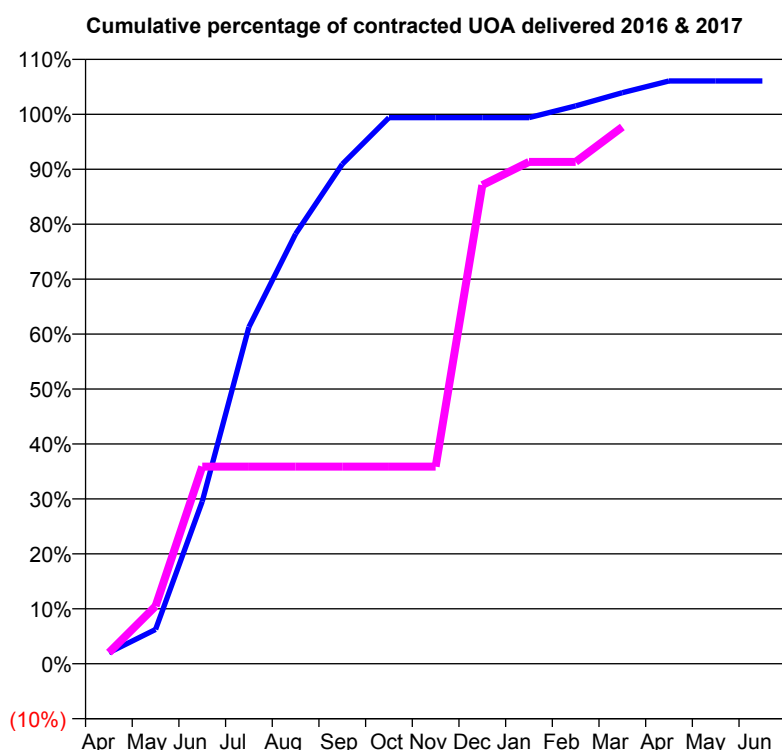
\* Figures in italics indicate that the base number is less than 100.

**Q61 - Vital Signs Orthodontic At a Glance Contract Report for 109177/0001 - March 2017**

Name or company name	The Orthodontic Gallery
Contract type name	PDS Contract
Purpose of contract	Orthodontic
Contract start date	01/09/2007
Contract end date	31/03/2019

16/17 Contracted general activity (UDA)	0
Carry forward general activity (UDA)	0
16/17 Contracted orthodontic activity (UOA)	992
Carry forward orthodontic activity (UOA)	-20
Baseline contract value	£66,629.23

ACCESS	Contract	England and Wales
24 month ratio of assessments to patient IDs	1.01	1.09

**ACTIVITY**


Month	Adjusted Scheduled Activity (UOA)	
	2016	2017
April	20	20
May	62	104
June	293	356
July	608	356
August	776	356
September	902	356
October	986	356
November	986	356
December	986	864
January	986	906
February	1,007	906
March	1,031	969
April	1,052	
May	1,052	
June	1,052	

QUALITY	Contract Quantity	Contract Base Number	Contract *	Region	England
% of all assessments that were assess and fit appliances (rolling 12 month period)	47	47	100.0%	55.7%	56.6%
% of all assessments that were assess and refuse (rolling 12 month period)	0	47	0.0%	14.9%	11.8%
% of all assessments that were assess and review (rolling 12 month period)	0	47	0.0%	29.4%	31.6%
% of terminated courses where treatment was abandoned or discontinued (rolling 12 month period)	1	46	2.2%	6.5%	7.7%
% of completed treatments indicating that PAR score was taken (year to date)	45	45	100.0%	69.6%	58.4%
Rate of removable appliances per 100 fixed appliances - proposed treatment (rolling 12 month period)	1	94	1.06	4.02	5.64
Rate of removable appliances per 100 fixed appliances - completed treatment (rolling 12 month period)	0	90	0.00	4.09	4.81
% of courses of treatment with removable appliances only - proposed treatment (rolling 12 month period)	0	47	0.0%	2.0%	2.0%
% of courses of treatment with removable appliances only - completed treatment (rolling 12 month period)	0	45	0.0%	1.7%	1.5%
% of patients satisfied with the treatment they have received (rolling 12 month period)	2	2	100.0%	94.9%	96.0%

\* Figures in italics indicate that the base number is less than 100.

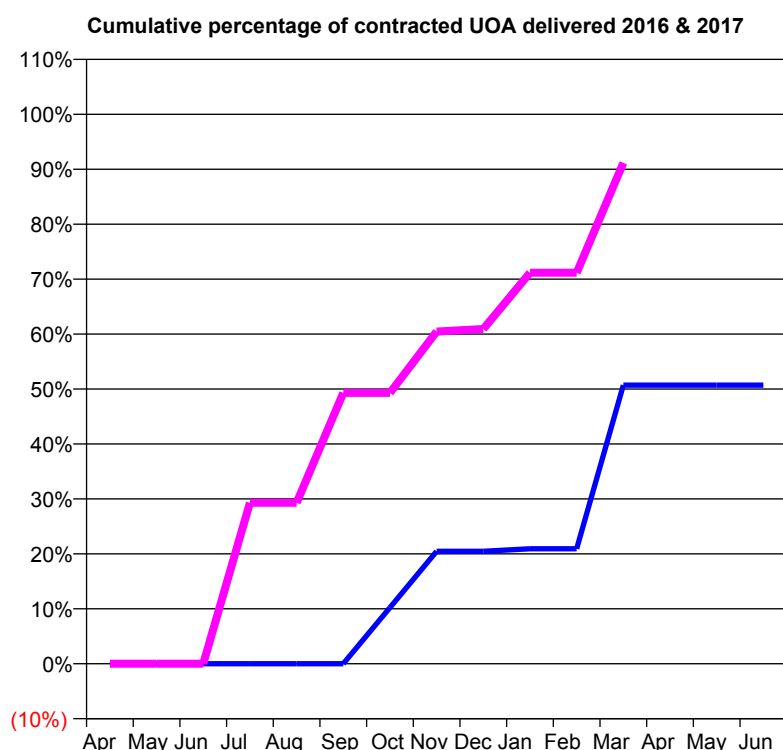
**Q61 - Vital Signs Orthodontic At a Glance Contract Report for 109665/0001 - March 2017**

Name or company name	Woodford Dental Care
Contract type name	Pilot Contract
Purpose of contract	General and Orthodontic
Contract start date	01/11/2006
Contract end date	

16/17 Contracted general activity (UDA)	15,510
Carry forward general activity (UDA)	0
16/17 Contracted orthodontic activity (UOA)	215
Carry forward orthodontic activity (UOA)	0
Baseline contract value	£530,745.20

**ACCESS**

	Contract	England and Wales
24 month ratio of assessments to patient IDs	1.03	1.09

**ACTIVITY**


Month	Adjusted Scheduled Activity (UOA)	
	2016	2017
April	0	0
May	0	0
June	0	0
July	0	63
August	0	63
September	0	106
October	22	106
November	44	130
December	44	131
January	45	153
February	45	153
March	109	196
April	109	
May	109	
June	109	

**QUALITY**

	Contract Quantity	Contract Base Number	Contract *	Region	England
% of all assessments that were assess and fit appliances (rolling 12 month period)	13	24	54.2%	55.7%	56.6%
% of all assessments that were assess and refuse (rolling 12 month period)	5	24	20.8%	14.9%	11.8%
% of all assessments that were assess and review (rolling 12 month period)	6	24	25.0%	29.4%	31.6%
% of terminated courses where treatment was abandoned or discontinued (rolling 12 month period)	0	10	0.0%	6.5%	7.7%
% of completed treatments indicating that PAR score was taken (year to date)	0	10	0.0%	69.6%	58.4%
Rate of removable appliances per 100 fixed appliances - proposed treatment (rolling 12 month period)	0	0	N/A	4.02	5.64
Rate of removable appliances per 100 fixed appliances - completed treatment (rolling 12 month period)	0	1	0.00	4.09	4.81
% of courses of treatment with removable appliances only - proposed treatment (rolling 12 month period)	0	13	0.0%	2.0%	2.0%
% of courses of treatment with removable appliances only - completed treatment (rolling 12 month period)	0	10	0.0%	1.7%	1.5%
% of patients satisfied with the treatment they have received (rolling 12 month period)	0	0	N/A	94.9%	96.0%

\* Figures in italics indicate that the base number is less than 100.

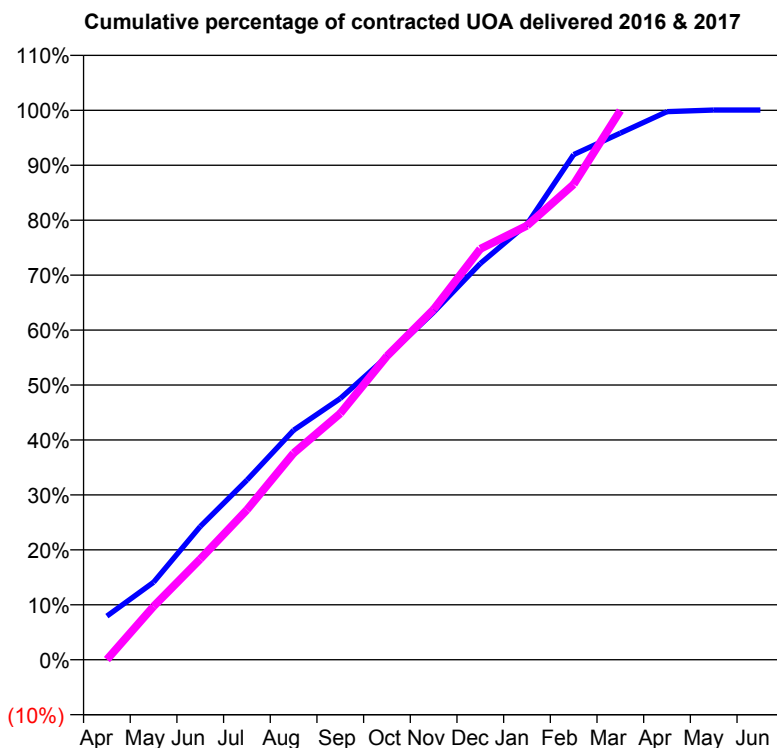
**Q61 - Vital Signs Orthodontic At a Glance Contract Report for 114200/0001 - March 2017**

Name or company name	Share a Smile Limited
Contract type name	PDS Contract
Purpose of contract	Orthodontic
Contract start date	01/04/2008
Contract end date	31/03/2019

16/17 Contracted general activity (UDA)	0
Carry forward general activity (UDA)	0
16/17 Contracted orthodontic activity (UOA)	11,779
Carry forward orthodontic activity (UOA)	-4
Baseline contract value	£763,817.13

**ACCESS**

	Contract	England and Wales
24 month ratio of assessments to patient IDs	1.03	1.09

**ACTIVITY**


Month	Adjusted Scheduled Activity (UOA)	
	2016	2017
April	936	4
May	1,663	1,144
June	2,857	2,160
July	3,851	3,214
August	4,921	4,429
September	5,602	5,282
October	6,498	6,509
November	7,449	7,511
December	8,495	8,807
January	9,338	9,305
February	10,828	10,193
March	11,290	11,772
April	11,749	
May	11,783	
June	11,783	

**QUALITY**

	Contract Quantity	Contract Base Number	Contract *	Region	England
% of all assessments that were assess and fit appliances (rolling 12 month period)	571	1,079	52.9%	55.7%	56.6%
% of all assessments that were assess and refuse (rolling 12 month period)	199	1,079	18.4%	14.9%	11.8%
% of all assessments that were assess and review (rolling 12 month period)	309	1,079	28.6%	29.4%	31.6%
% of terminated courses where treatment was abandoned or discontinued (rolling 12 month period)	42	567	7.4%	6.5%	7.7%
% of completed treatments indicating that PAR score was taken (year to date)	521	525	99.2%	69.6%	58.4%
Rate of removable appliances per 100 fixed appliances - proposed treatment (rolling 12 month period)	31	1,105	2.81	4.02	5.64
Rate of removable appliances per 100 fixed appliances - completed treatment (rolling 12 month period)	33	1,001	3.30	4.09	4.81
% of courses of treatment with removable appliances only - proposed treatment (rolling 12 month period)	16	571	2.8%	2.0%	2.0%
% of courses of treatment with removable appliances only - completed treatment (rolling 12 month period)	19	525	3.6%	1.7%	1.5%
% of patients satisfied with the treatment they have received (rolling 12 month period)	19	19	100.0%	94.9%	96.0%

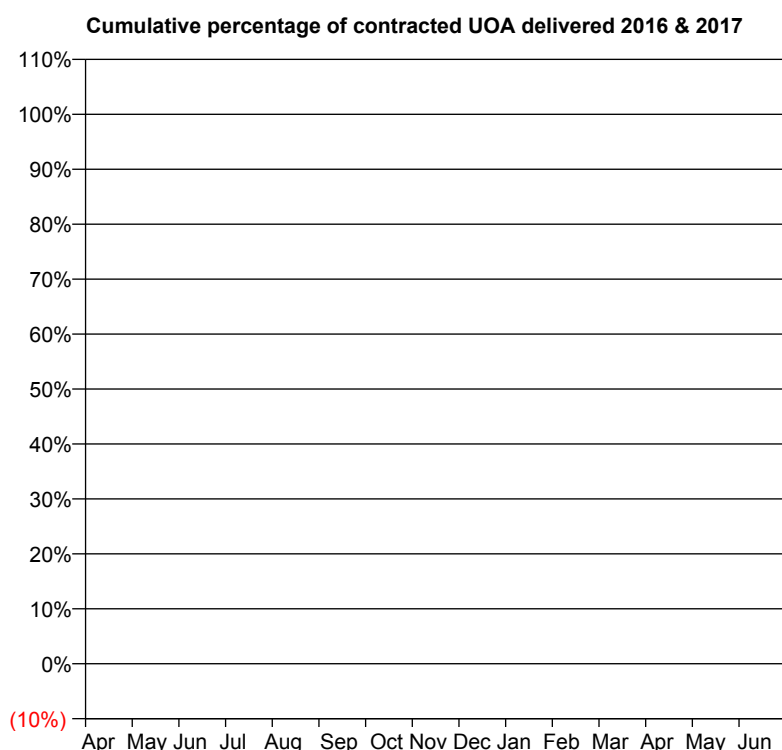
\* Figures in italics indicate that the base number is less than 100.

**Q61 - Vital Signs Orthodontic At a Glance Contract Report for 117404/0001 - March 2017**

Name or company name	Barnet Community Dental Services	16/17 Contracted general activity (UDA)	0
Contract type name	PDS Contract	Carry forward general activity (UDA)	0
Purpose of contract	General	16/17 Contracted orthodontic activity (UOA)	0
Contract start date	01/05/2013	Carry forward orthodontic activity (UOA)	0
Contract end date		Baseline contract value	£0.00

**ACCESS**

	Contract	England and Wales
24 month ratio of assessments to patient IDs	1.00	1.09

**ACTIVITY**


Adjusted Scheduled Activity (UOA)		
Month	2016	2017
April	0	0
May	0	21
June	0	21
July	1	21
August	1	63
September	3	63
October	3	63
November	3	107
December	5	107
January	5	107
February	5	107
March	6	107
April	6	
May	27	
June	27	

**QUALITY**

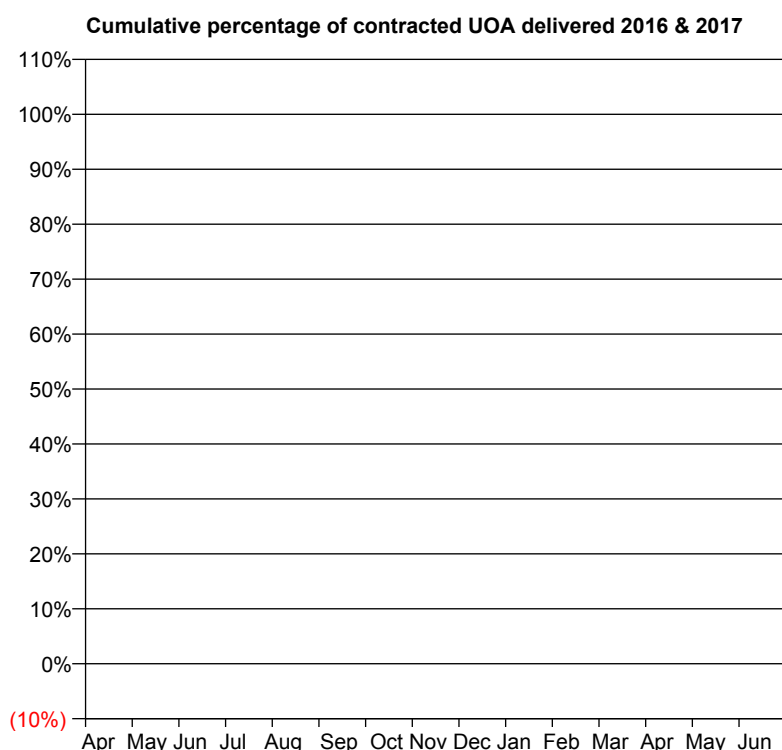
	Contract Quantity	Contract Base Number	Contract *	Region	England
% of all assessments that were assess and fit appliances (rolling 12 month period)	6	8	75.0%	55.7%	56.6%
% of all assessments that were assess and refuse (rolling 12 month period)	1	8	12.5%	14.9%	11.8%
% of all assessments that were assess and review (rolling 12 month period)	1	8	12.5%	29.4%	31.6%
% of terminated courses where treatment was abandoned or discontinued (rolling 12 month period)	0	3	0.0%	6.5%	7.7%
% of completed treatments indicating that PAR score was taken (year to date)	3	3	100.0%	69.6%	58.4%
Rate of removable appliances per 100 fixed appliances - proposed treatment (rolling 12 month period)	0	6	0.00	4.02	5.64
Rate of removable appliances per 100 fixed appliances - completed treatment (rolling 12 month period)	0	0	N/A	4.09	4.81
% of courses of treatment with removable appliances only - proposed treatment (rolling 12 month period)	0	6	0.0%	2.0%	2.0%
% of courses of treatment with removable appliances only - completed treatment (rolling 12 month period)	0	3	0.0%	1.7%	1.5%
% of patients satisfied with the treatment they have received (rolling 12 month period)	0	0	N/A	94.9%	96.0%

\* Figures in italics indicate that the base number is less than 100.

**Q61 - Vital Signs Orthodontic At a Glance Contract Report for 117404/0004 - March 2017**

Name or company name	Barnet Community Dental Services	16/17 Contracted general activity (UDA)	0
Contract type name	PDS Contract	Carry forward general activity (UDA)	0
Purpose of contract	General	16/17 Contracted orthodontic activity (UOA)	0
Contract start date	01/05/2013	Carry forward orthodontic activity (UOA)	0
Contract end date		Baseline contract value	£0.00

ACCESS	Contract	England and Wales
24 month ratio of assessments to patient IDs	1.11	1.09

**ACTIVITY**


Adjusted Scheduled Activity (UOA)		
Month	2016	2017
April	0	0
May	32	32
June	33	82
July	73	94
August	102	103
September	106	103
October	106	103
November	106	126
December	180	126
January	180	126
February	215	126
March	223	126
April	223	
May	230	
June	230	

**QUALITY**

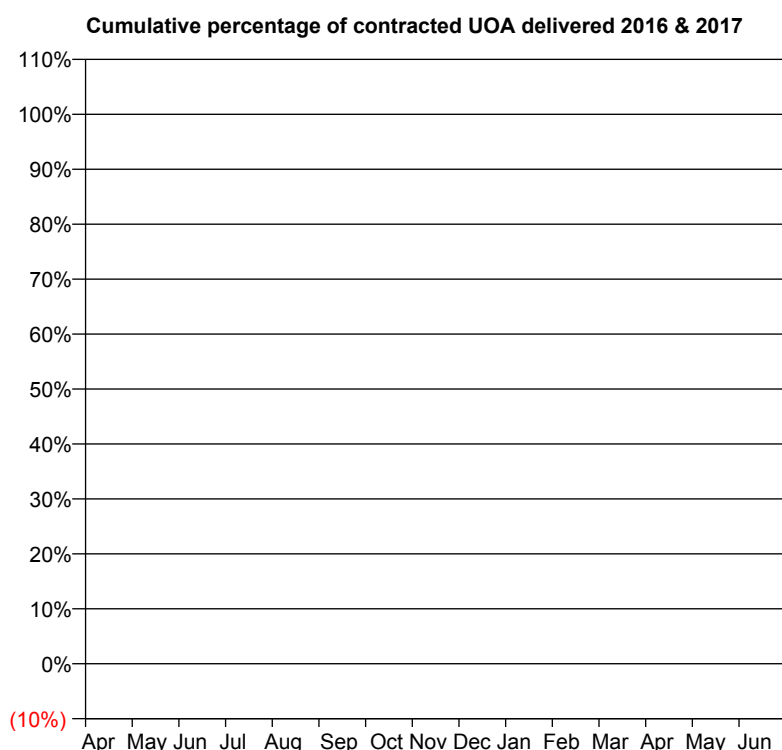
	Contract Quantity	Contract Base Number	Contract *	Region	England
% of all assessments that were assess and fit appliances (rolling 12 month period)	4	74	5.4%	55.7%	56.6%
% of all assessments that were assess and refuse (rolling 12 month period)	32	74	43.2%	14.9%	11.8%
% of all assessments that were assess and review (rolling 12 month period)	38	74	51.4%	29.4%	31.6%
% of terminated courses where treatment was abandoned or discontinued (rolling 12 month period)	0	7	0.0%	6.5%	7.7%
% of completed treatments indicating that PAR score was taken (year to date)	5	7	71.4%	69.6%	58.4%
Rate of removable appliances per 100 fixed appliances - proposed treatment (rolling 12 month period)	2	3	66.67	4.02	5.64
Rate of removable appliances per 100 fixed appliances - completed treatment (rolling 12 month period)	0	0	N/A	4.09	4.81
% of courses of treatment with removable appliances only - proposed treatment (rolling 12 month period)	2	4	50.0%	2.0%	2.0%
% of courses of treatment with removable appliances only - completed treatment (rolling 12 month period)	0	7	0.0%	1.7%	1.5%
% of patients satisfied with the treatment they have received (rolling 12 month period)	0	0	N/A	94.9%	96.0%

\* Figures in italics indicate that the base number is less than 100.

**Q61 - Vital Signs Orthodontic At a Glance Contract Report for 129429/0007 - March 2017**

Name or company name	Community Dental Service	16/17 Contracted general activity (UDA)	0
Contract type name	PDS Contract	Carry forward general activity (UDA)	0
Purpose of contract	General	16/17 Contracted orthodontic activity (UOA)	0
Contract start date	01/12/2006	Carry forward orthodontic activity (UOA)	0
Contract end date	31/03/2017	Baseline contract value	£0.00

ACCESS	Contract	England and Wales
24 month ratio of assessments to patient IDs	1.00	1.09

**ACTIVITY**


Adjusted Scheduled Activity (UOA)		
Month	2016	2017
April	0	0
May	0	0
June	0	0
July	0	0
August	0	0
September	0	0
October	0	0
November	0	1
December	0	1
January	0	1
February	0	1
March	0	1
April	0	
May	0	
June	0	

**QUALITY**

	Contract Quantity	Contract Base Number	Contract *	Region	England
% of all assessments that were assess and fit appliances (rolling 12 month period)	0	1	0.0%	55.7%	56.6%
% of all assessments that were assess and refuse (rolling 12 month period)	0	1	0.0%	14.9%	11.8%
% of all assessments that were assess and review (rolling 12 month period)	1	1	100.0%	29.4%	31.6%
% of terminated courses where treatment was abandoned or discontinued (rolling 12 month period)	0	0	N/A	6.5%	7.7%
% of completed treatments indicating that PAR score was taken (year to date)	0	0	N/A	69.6%	58.4%
Rate of removable appliances per 100 fixed appliances - proposed treatment (rolling 12 month period)	0	0	N/A	4.02	5.64
Rate of removable appliances per 100 fixed appliances - completed treatment (rolling 12 month period)	0	0	N/A	4.09	4.81
% of courses of treatment with removable appliances only - proposed treatment (rolling 12 month period)	0	0	N/A	2.0%	2.0%
% of courses of treatment with removable appliances only - completed treatment (rolling 12 month period)	0	0	N/A	1.7%	1.5%
% of patients satisfied with the treatment they have received (rolling 12 month period)	0	0	N/A	94.9%	96.0%

\* Figures in italics indicate that the base number is less than 100.



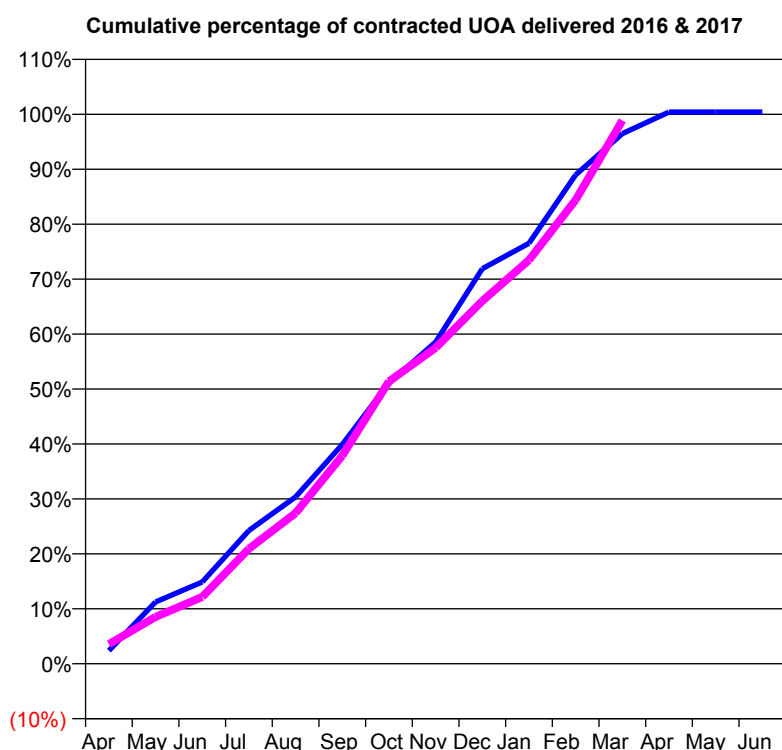
**Q61 - Vital Signs Orthodontic At a Glance Contract Report for 136263/0001 - March 2017**

Name or company name	Barnet Orthodontic Practice Ltd
Contract type name	PDS Contract
Purpose of contract	Orthodontic
Contract start date	01/06/2012
Contract end date	31/03/2018

16/17 Contracted general activity (UDA)	0
Carry forward general activity (UDA)	0
16/17 Contracted orthodontic activity (UOA)	5,222
Carry forward orthodontic activity (UOA)	-22
Baseline contract value	£347,950.86

**ACCESS**

	Contract	England and Wales
24 month ratio of assessments to patient IDs	1.05	1.09

**ACTIVITY**


Month	Adjusted Scheduled Activity (UOA)	
	2016	2017
April	125	187
May	587	445
June	777	636
July	1,267	1,093
August	1,586	1,433
September	2,084	1,978
October	2,668	2,683
November	3,058	3,003
December	3,754	3,448
January	3,996	3,837
February	4,647	4,408
March	5,038	5,164
April	5,243	
May	5,244	
June	5,244	

**QUALITY**

	Contract Quantity	Contract Base Number	Contract *	Region	England
% of all assessments that were assess and fit appliances (rolling 12 month period)	248	549	45.2%	55.7%	56.6%
% of all assessments that were assess and refuse (rolling 12 month period)	105	549	19.1%	14.9%	11.8%
% of all assessments that were assess and review (rolling 12 month period)	196	549	35.7%	29.4%	31.6%
% of terminated courses where treatment was abandoned or discontinued (rolling 12 month period)	13	231	5.6%	6.5%	7.7%
% of completed treatments indicating that PAR score was taken (year to date)	140	218	64.2%	69.6%	58.4%
Rate of removable appliances per 100 fixed appliances - proposed treatment (rolling 12 month period)	37	449	8.24	4.02	5.64
Rate of removable appliances per 100 fixed appliances - completed treatment (rolling 12 month period)	12	406	2.96	4.09	4.81
% of courses of treatment with removable appliances only - proposed treatment (rolling 12 month period)	15	248	6.0%	2.0%	2.0%
% of courses of treatment with removable appliances only - completed treatment (rolling 12 month period)	6	218	2.8%	1.7%	1.5%
% of patients satisfied with the treatment they have received (rolling 12 month period)	8	8	100.0%	94.9%	96.0%

\* Figures in italics indicate that the base number is less than 100.

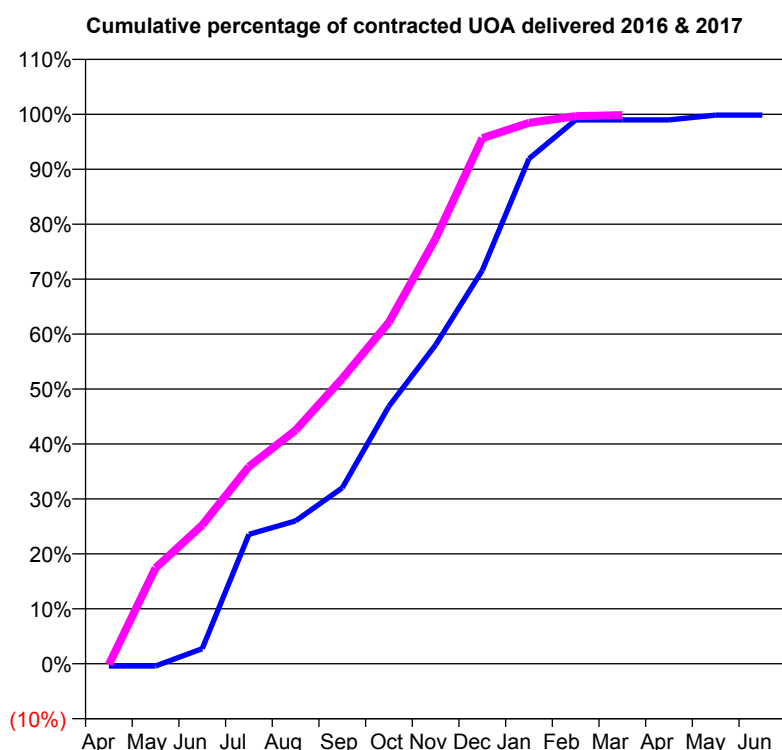
**Q61 - Vital Signs Orthodontic At a Glance Contract Report for 140252/0001 - March 2017**

Name or company name	Mrs S Talwar & Dr R Khera
Contract type name	GDS Contract
Purpose of contract	General and Orthodontic
Contract start date	10/01/2009
Contract end date	

16/17 Contracted general activity (UDA)	3,745
Carry forward general activity (UDA)	-75
16/17 Contracted orthodontic activity (UOA)	2,645
Carry forward orthodontic activity (UOA)	4
Baseline contract value	£269,840.52

**ACCESS**

	Contract	England and Wales
24 month ratio of assessments to patient IDs	1.15	1.09

**ACTIVITY**


Month	Adjusted Scheduled Activity (UOA)	
	2016	2017
April	-11	-4
May	-11	461
June	73	668
July	623	949
August	688	1,124
September	847	1,373
October	1,240	1,644
November	1,535	2,047
December	1,894	2,530
January	2,431	2,604
February	2,618	2,636
March	2,618	2,641
April	2,618	
May	2,641	
June	2,641	

**QUALITY**

	Contract Quantity	Contract Base Number	Contract *	Region	England
% of all assessments that were assess and fit appliances (rolling 12 month period)	127	256	49.6%	55.7%	56.6%
% of all assessments that were assess and refuse (rolling 12 month period)	43	256	16.8%	14.9%	11.8%
% of all assessments that were assess and review (rolling 12 month period)	86	256	33.6%	29.4%	31.6%
% of terminated courses where treatment was abandoned or discontinued (rolling 12 month period)	6	130	4.6%	6.5%	7.7%
% of completed treatments indicating that PAR score was taken (year to date)	40	123	32.5%	69.6%	58.4%
Rate of removable appliances per 100 fixed appliances - proposed treatment (rolling 12 month period)	3	246	1.22	4.02	5.64
Rate of removable appliances per 100 fixed appliances - completed treatment (rolling 12 month period)	3	245	1.22	4.09	4.81
% of courses of treatment with removable appliances only - proposed treatment (rolling 12 month period)	3	127	2.4%	2.0%	2.0%
% of courses of treatment with removable appliances only - completed treatment (rolling 12 month period)	1	124	0.8%	1.7%	1.5%
% of patients satisfied with the treatment they have received (rolling 12 month period)	8	10	80.0%	94.9%	96.0%

\* Figures in italics indicate that the base number is less than 100.

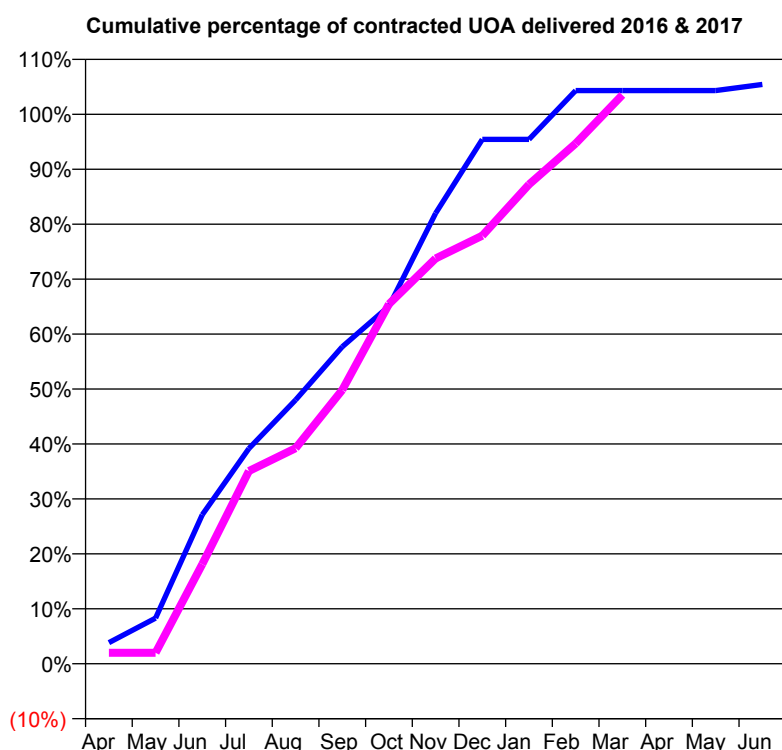
**Q61 - Vital Signs Orthodontic At a Glance Contract Report for 143693/0002 - March 2017**

Name or company name	Newham Family Dental Care Ltd
Contract type name	GDS Contract
Purpose of contract	Orthodontic
Contract start date	12/03/2008
Contract end date	

16/17 Contracted general activity (UDA)	30,063
Carry forward general activity (UDA)	-184
16/17 Contracted orthodontic activity (UOA)	4,781
Carry forward orthodontic activity (UOA)	-96
Baseline contract value	£1,694,352.41

**ACCESS**

	Contract	England and Wales
24 month ratio of assessments to patient IDs	1.12	1.09

**ACTIVITY**


Month	Adjusted Scheduled Activity (UOA)	
	2016	2017
April	184	96
May	397	96
June	1,297	866
July	1,873	1,677
August	2,295	1,876
September	2,758	2,383
October	3,111	3,130
November	3,920	3,527
December	4,562	3,725
January	4,562	4,170
February	4,987	4,526
March	4,987	4,949
April	4,987	
May	4,987	
June	5,040	

**QUALITY**

	Contract Quantity	Contract Base Number	Contract *	Region	England
% of all assessments that were assess and fit appliances (rolling 12 month period)	222	458	48.5%	55.7%	56.6%
% of all assessments that were assess and refuse (rolling 12 month period)	46	458	10.0%	14.9%	11.8%
% of all assessments that were assess and review (rolling 12 month period)	190	458	41.5%	29.4%	31.6%
% of terminated courses where treatment was abandoned or discontinued (rolling 12 month period)	4	142	2.8%	6.5%	7.7%
% of completed treatments indicating that PAR score was taken (year to date)	134	138	97.1%	69.6%	58.4%
Rate of removable appliances per 100 fixed appliances - proposed treatment (rolling 12 month period)	150	232	64.66	4.02	5.64
Rate of removable appliances per 100 fixed appliances - completed treatment (rolling 12 month period)	73	135	54.07	4.09	4.81
% of courses of treatment with removable appliances only - proposed treatment (rolling 12 month period)	0	222	0.0%	2.0%	2.0%
% of courses of treatment with removable appliances only - completed treatment (rolling 12 month period)	0	138	0.0%	1.7%	1.5%
% of patients satisfied with the treatment they have received (rolling 12 month period)	6	6	100.0%	94.9%	96.0%

\* Figures in italics indicate that the base number is less than 100.

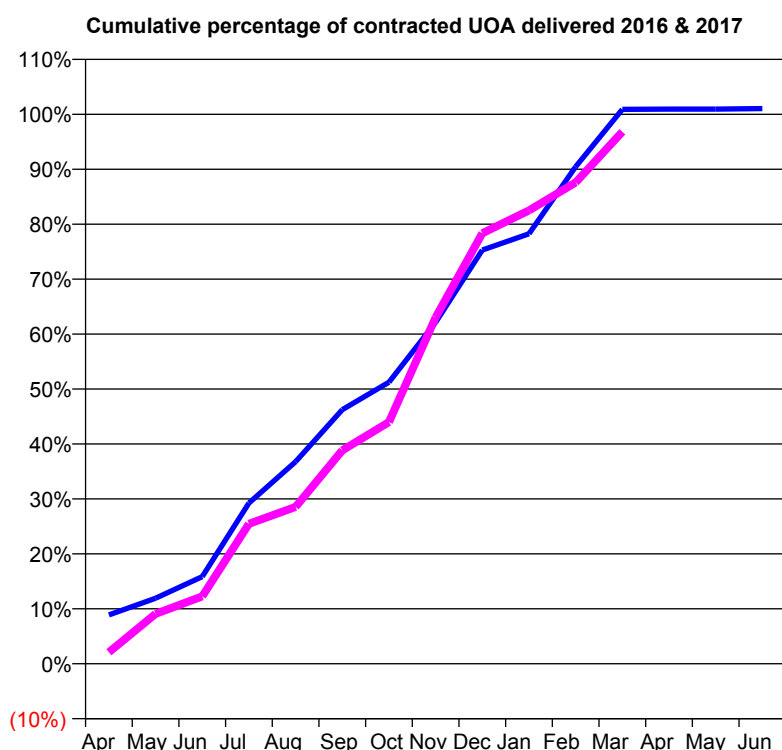
**Q61 - Vital Signs Orthodontic At a Glance Contract Report for 149578/0002 - March 2017**

Name or company name	Dentasmile Ltd
Contract type name	GDS Contract
Purpose of contract	Orthodontic
Contract start date	11/11/2012
Contract end date	31/03/2018

16/17 Contracted general activity (UDA)	0
Carry forward general activity (UDA)	0
16/17 Contracted orthodontic activity (UOA)	2,137
Carry forward orthodontic activity (UOA)	-22
Baseline contract value	£138,601.14

**ACCESS**

	Contract	England and Wales
24 month ratio of assessments to patient IDs	1.06	1.09

**ACTIVITY**


Month	Adjusted Scheduled Activity (UOA)	
	2016	2017
April	190	45
May	255	194
June	339	262
July	625	544
August	786	610
September	988	830
October	1,095	940
November	1,328	1,347
December	1,609	1,674
January	1,672	1,763
February	1,933	1,872
March	2,156	2,069
April	2,157	
May	2,157	
June	2,159	

**QUALITY**

	Contract Quantity	Contract Base Number	Contract *	Region	England
% of all assessments that were assess and fit appliances (rolling 12 month period)	94	178	52.8%	55.7%	56.6%
% of all assessments that were assess and refuse (rolling 12 month period)	44	178	24.7%	14.9%	11.8%
% of all assessments that were assess and review (rolling 12 month period)	40	178	22.5%	29.4%	31.6%
% of terminated courses where treatment was abandoned or discontinued (rolling 12 month period)	17	92	18.5%	6.5%	7.7%
% of completed treatments indicating that PAR score was taken (year to date)	61	75	81.3%	69.6%	58.4%
Rate of removable appliances per 100 fixed appliances - proposed treatment (rolling 12 month period)	5	163	3.07	4.02	5.64
Rate of removable appliances per 100 fixed appliances - completed treatment (rolling 12 month period)	3	129	2.33	4.09	4.81
% of courses of treatment with removable appliances only - proposed treatment (rolling 12 month period)	0	94	0.0%	2.0%	2.0%
% of courses of treatment with removable appliances only - completed treatment (rolling 12 month period)	0	75	0.0%	1.7%	1.5%
% of patients satisfied with the treatment they have received (rolling 12 month period)	2	2	100.0%	94.9%	96.0%

\* Figures in italics indicate that the base number is less than 100.

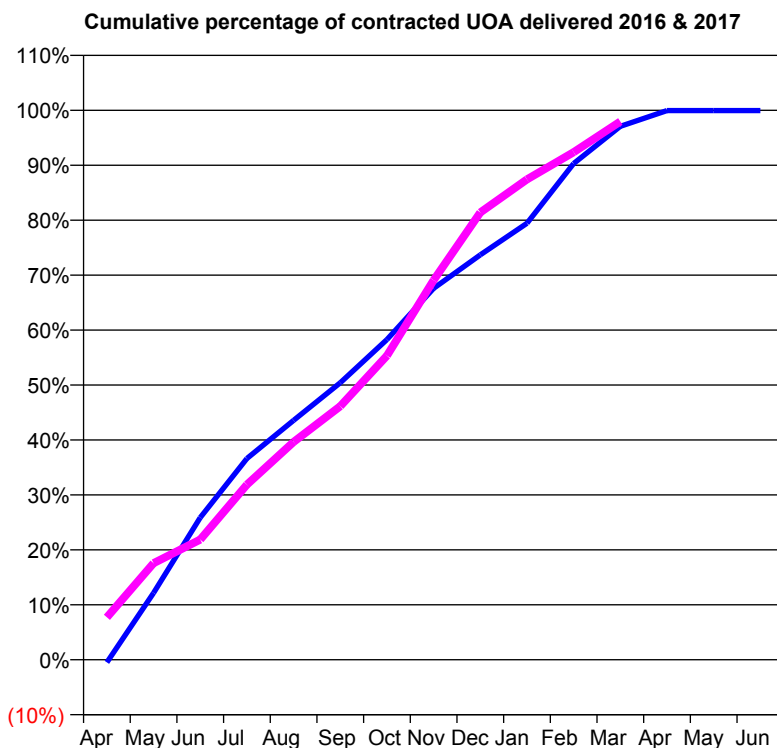
**Q61 - Vital Signs Orthodontic At a Glance Contract Report for 150525/0002 - March 2017**

Name or company name	The Nightingale Clinic
Contract type name	GDS Contract
Purpose of contract	Orthodontic
Contract start date	05/09/2014
Contract end date	31/03/2019

16/17 Contracted general activity (UDA)	0
Carry forward general activity (UDA)	0
16/17 Contracted orthodontic activity (UOA)	20,714
Carry forward orthodontic activity (UOA)	12
Baseline contract value	£1,374,578.05

**ACCESS**

	Contract	England and Wales
24 month ratio of assessments to patient IDs	1.03	1.09

**ACTIVITY**


Month	Adjusted Scheduled Activity (UOA)	
	2016	2017
April	-105	1,601
May	2,522	3,640
June	5,363	4,534
July	7,590	6,600
August	9,023	8,212
September	10,441	9,559
October	12,074	11,462
November	14,002	14,307
December	15,264	16,861
January	16,457	18,111
February	18,705	19,133
March	20,109	20,288
April	20,701	
May	20,701	
June	20,702	

**QUALITY**

	Contract Quantity	Contract Base Number	Contract *	Region	England
% of all assessments that were assess and fit appliances (rolling 12 month period)	980	1,396	70.2%	55.7%	56.6%
% of all assessments that were assess and refuse (rolling 12 month period)	186	1,396	13.3%	14.9%	11.8%
% of all assessments that were assess and review (rolling 12 month period)	230	1,396	16.5%	29.4%	31.6%
% of terminated courses where treatment was abandoned or discontinued (rolling 12 month period)	45	728	6.2%	6.5%	7.7%
% of completed treatments indicating that PAR score was taken (year to date)	447	683	65.4%	69.6%	58.4%
Rate of removable appliances per 100 fixed appliances - proposed treatment (rolling 12 month period)	32	1,925	1.66	4.02	5.64
Rate of removable appliances per 100 fixed appliances - completed treatment (rolling 12 month period)	11	1,323	0.83	4.09	4.81
% of courses of treatment with removable appliances only - proposed treatment (rolling 12 month period)	5	980	0.5%	2.0%	2.0%
% of courses of treatment with removable appliances only - completed treatment (rolling 12 month period)	1	683	0.1%	1.7%	1.5%
% of patients satisfied with the treatment they have received (rolling 12 month period)	26	27	96.3%	94.9%	96.0%

\* Figures in italics indicate that the base number is less than 100.

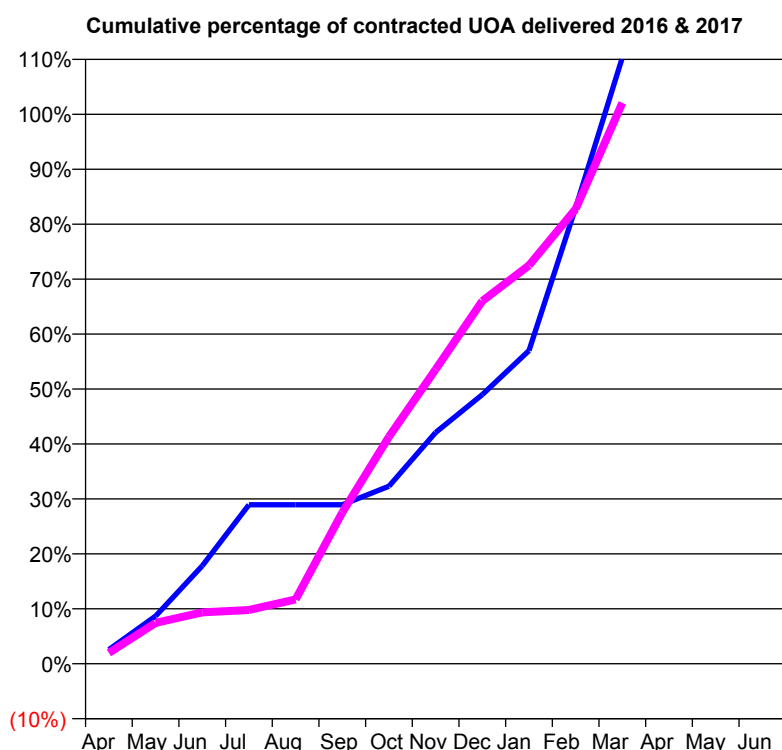
**Q61 - Vital Signs Orthodontic At a Glance Contract Report for 153710/0001 - March 2017**

Name or company name	Inspire Dental Dagenham Ltd
Contract type name	GDS Contract
Purpose of contract	General and Orthodontic
Contract start date	01/12/2007
Contract end date	

16/17 Contracted general activity (UDA)	28,268
Carry forward general activity (UDA)	288
16/17 Contracted orthodontic activity (UOA)	2,513
Carry forward orthodontic activity (UOA)	-50
Baseline contract value	£920,464.68

**ACCESS**

	Contract	England and Wales
24 month ratio of assessments to patient IDs	1.14	1.09

**ACTIVITY**


Month	Adjusted Scheduled Activity (UOA)	
	2016	2017
April	65	50
May	218	187
June	448	235
July	727	246
August	727	294
September	727	692
October	812	1,038
November	1,058	1,346
December	1,231	1,659
January	1,432	1,822
February	2,086	2,080
March	2,772	2,565
April	3,051	
May	3,051	
June	3,051	

**QUALITY**

	Contract Quantity	Contract Base Number	Contract *	Region	England
% of all assessments that were assess and fit appliances (rolling 12 month period)	135	297	45.5%	55.7%	56.6%
% of all assessments that were assess and refuse (rolling 12 month period)	78	297	26.3%	14.9%	11.8%
% of all assessments that were assess and review (rolling 12 month period)	84	297	28.3%	29.4%	31.6%
% of terminated courses where treatment was abandoned or discontinued (rolling 12 month period)	5	65	7.7%	6.5%	7.7%
% of completed treatments indicating that PAR score was taken (year to date)	0	60	0.0%	69.6%	58.4%
Rate of removable appliances per 100 fixed appliances - proposed treatment (rolling 12 month period)	28	220	12.73	4.02	5.64
Rate of removable appliances per 100 fixed appliances - completed treatment (rolling 12 month period)	0	0	N/A	4.09	4.81
% of courses of treatment with removable appliances only - proposed treatment (rolling 12 month period)	2	135	1.5%	2.0%	2.0%
% of courses of treatment with removable appliances only - completed treatment (rolling 12 month period)	0	60	0.0%	1.7%	1.5%
% of patients satisfied with the treatment they have received (rolling 12 month period)	4	4	100.0%	94.9%	96.0%

\* Figures in italics indicate that the base number is less than 100.

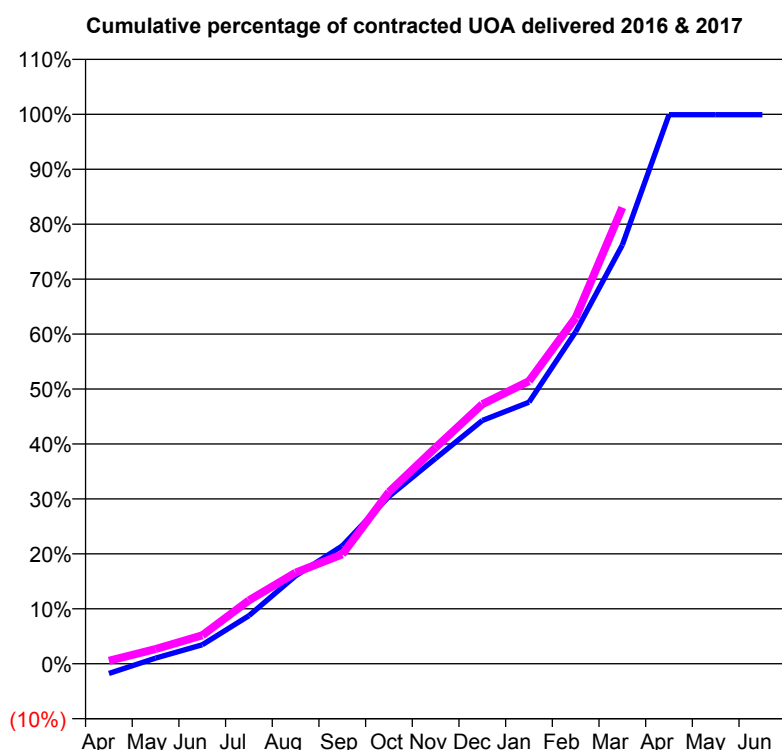
**Q61 - Vital Signs Orthodontic At a Glance Contract Report for 157597/0001 - March 2017**

Name or company name	Gaurav Madhok Orthodontics
Contract type name	PDS Contract
Purpose of contract	Orthodontic
Contract start date	01/02/2007
Contract end date	31/03/2019

16/17 Contracted general activity (UDA)	0
Carry forward general activity (UDA)	0
16/17 Contracted orthodontic activity (UOA)	8,664
Carry forward orthodontic activity (UOA)	8
Baseline contract value	£568,669.85

**ACCESS**

	Contract	England and Wales
24 month ratio of assessments to patient IDs	1.02	1.09

**ACTIVITY**


Month	Adjusted Scheduled Activity (UOA)	
	2016	2017
April	-154	47
May	89	233
June	300	448
July	757	1,000
August	1,387	1,438
September	1,859	1,725
October	2,637	2,710
November	3,239	3,410
December	3,835	4,093
January	4,125	4,457
February	5,235	5,458
March	6,602	7,194
April	8,658	
May	8,658	
June	8,656	

**QUALITY**

	Contract Quantity	Contract Base Number	Contract *	Region	England
% of all assessments that were assess and fit appliances (rolling 12 month period)	423	927	45.6%	55.7%	56.6%
% of all assessments that were assess and refuse (rolling 12 month period)	154	927	16.6%	14.9%	11.8%
% of all assessments that were assess and review (rolling 12 month period)	350	927	37.8%	29.4%	31.6%
% of terminated courses where treatment was abandoned or discontinued (rolling 12 month period)	9	317	2.8%	6.5%	7.7%
% of completed treatments indicating that PAR score was taken (year to date)	285	307	92.8%	69.6%	58.4%
Rate of removable appliances per 100 fixed appliances - proposed treatment (rolling 12 month period)	4	832	0.48	4.02	5.64
Rate of removable appliances per 100 fixed appliances - completed treatment (rolling 12 month period)	4	604	0.66	4.09	4.81
% of courses of treatment with removable appliances only - proposed treatment (rolling 12 month period)	4	423	0.9%	2.0%	2.0%
% of courses of treatment with removable appliances only - completed treatment (rolling 12 month period)	4	308	1.3%	1.7%	1.5%
% of patients satisfied with the treatment they have received (rolling 12 month period)	18	19	94.7%	94.9%	96.0%

\* Figures in italics indicate that the base number is less than 100.

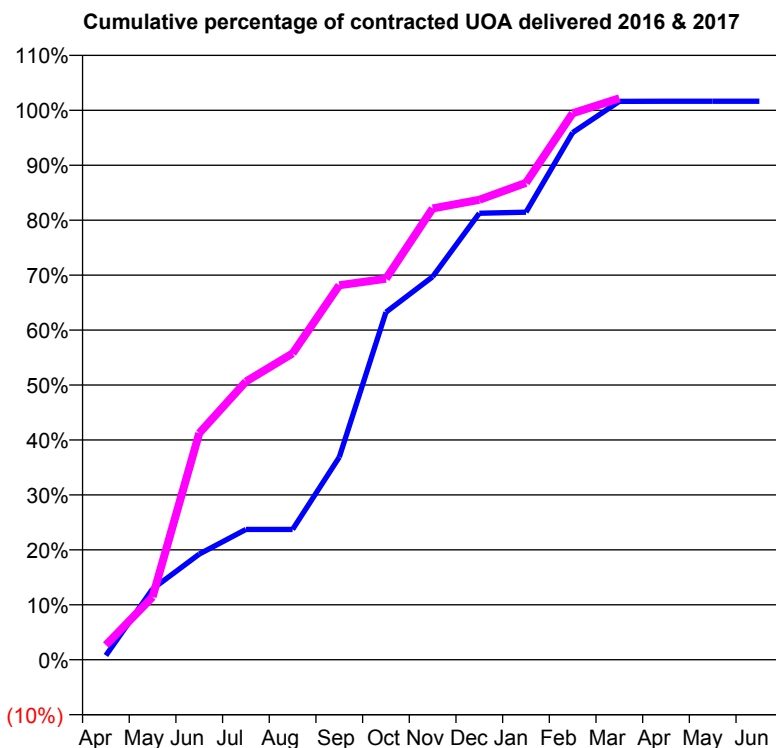
**Q61 - Vital Signs Orthodontic At a Glance Contract Report for 174122/0001 - March 2017**

Name or company name	Mr Matthew Power, Mrs Nicola Power and M
Contract type name	GDS Contract
Purpose of contract	General and Orthodontic
Contract start date	01/11/2010
Contract end date	

16/17 Contracted general activity (UDA)	529
Carry forward general activity (UDA)	-11
16/17 Contracted orthodontic activity (UOA)	10,864
Carry forward orthodontic activity (UOA)	-179
Baseline contract value	£753,485.84

**ACCESS**

	Contract	England and Wales
24 month ratio of assessments to patient IDs	1.00	1.09

**ACTIVITY**


Month	Adjusted Scheduled Activity (UOA)	
	2016	2017
April	86	291
May	1,402	1,244
June	2,089	4,480
July	2,576	5,501
August	2,576	6,057
September	4,006	7,404
October	6,872	7,533
November	7,572	8,923
December	8,827	9,093
January	8,850	9,430
February	10,423	10,806
March	11,041	11,101
April	11,042	
May	11,042	
June	11,043	

**QUALITY**

	Contract Quantity	Contract Base Number	Contract *	Region	England
% of all assessments that were assess and fit appliances (rolling 12 month period)	517	624	82.9%	55.7%	56.6%
% of all assessments that were assess and refuse (rolling 12 month period)	70	624	11.2%	14.9%	11.8%
% of all assessments that were assess and review (rolling 12 month period)	37	624	5.9%	29.4%	31.6%
% of terminated courses where treatment was abandoned or discontinued (rolling 12 month period)	12	270	4.4%	6.5%	7.7%
% of completed treatments indicating that PAR score was taken (year to date)	139	258	53.9%	69.6%	58.4%
Rate of removable appliances per 100 fixed appliances - proposed treatment (rolling 12 month period)	89	1,032	8.62	4.02	5.64
Rate of removable appliances per 100 fixed appliances - completed treatment (rolling 12 month period)	89	491	18.13	4.09	4.81
% of courses of treatment with removable appliances only - proposed treatment (rolling 12 month period)	1	517	0.2%	2.0%	2.0%
% of courses of treatment with removable appliances only - completed treatment (rolling 12 month period)	7	258	2.7%	1.7%	1.5%
% of patients satisfied with the treatment they have received (rolling 12 month period)	10	11	90.9%	94.9%	96.0%

\* Figures in italics indicate that the base number is less than 100.



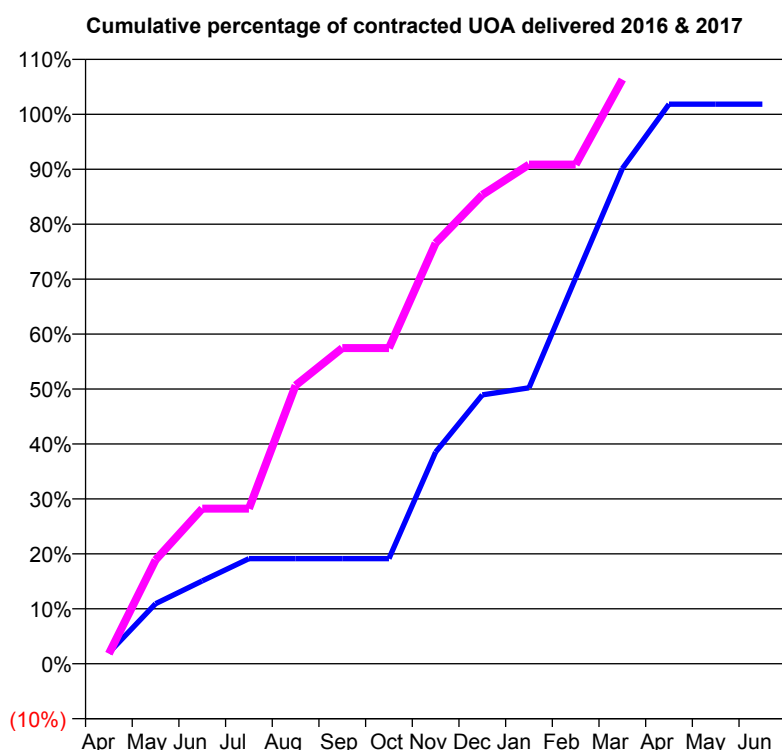
**Q61 - Vital Signs Orthodontic At a Glance Contract Report for 184837/0001 - March 2017**

Name or company name	Chadwell Heath Orthodontics
Contract type name	PDS Contract
Purpose of contract	Orthodontic
Contract start date	14/09/2007
Contract end date	31/03/2019

16/17 Contracted general activity (UDA)	0
Carry forward general activity (UDA)	0
16/17 Contracted orthodontic activity (UOA)	6,675
Carry forward orthodontic activity (UOA)	-123
Baseline contract value	£444,685.16

**ACCESS**

	Contract	England and Wales
24 month ratio of assessments to patient IDs	1.03	1.09

**ACTIVITY**


Month	Adjusted Scheduled Activity (UOA)	
	2016	2017
April	134	123
May	729	1,261
June	1,006	1,884
July	1,278	1,884
August	1,278	3,382
September	1,278	3,835
October	1,278	3,835
November	2,572	5,109
December	3,267	5,696
January	3,352	6,064
February	4,687	6,064
March	6,015	7,098
April	6,798	
May	6,798	
June	6,798	

**QUALITY**

	Contract Quantity	Contract Base Number	Contract *	Region	England
% of all assessments that were assess and fit appliances (rolling 12 month period)	366	498	73.5%	55.7%	56.6%
% of all assessments that were assess and refuse (rolling 12 month period)	39	498	7.8%	14.9%	11.8%
% of all assessments that were assess and review (rolling 12 month period)	93	498	18.7%	29.4%	31.6%
% of terminated courses where treatment was abandoned or discontinued (rolling 12 month period)	22	336	6.5%	6.5%	7.7%
% of completed treatments indicating that PAR score was taken (year to date)	126	312	40.4%	69.6%	58.4%
Rate of removable appliances per 100 fixed appliances - proposed treatment (rolling 12 month period)	142	403	35.24	4.02	5.64
Rate of removable appliances per 100 fixed appliances - completed treatment (rolling 12 month period)	100	379	26.39	4.09	4.81
% of courses of treatment with removable appliances only - proposed treatment (rolling 12 month period)	1	366	0.3%	2.0%	2.0%
% of courses of treatment with removable appliances only - completed treatment (rolling 12 month period)	8	314	2.5%	1.7%	1.5%
% of patients satisfied with the treatment they have received (rolling 12 month period)	6	6	100.0%	94.9%	96.0%

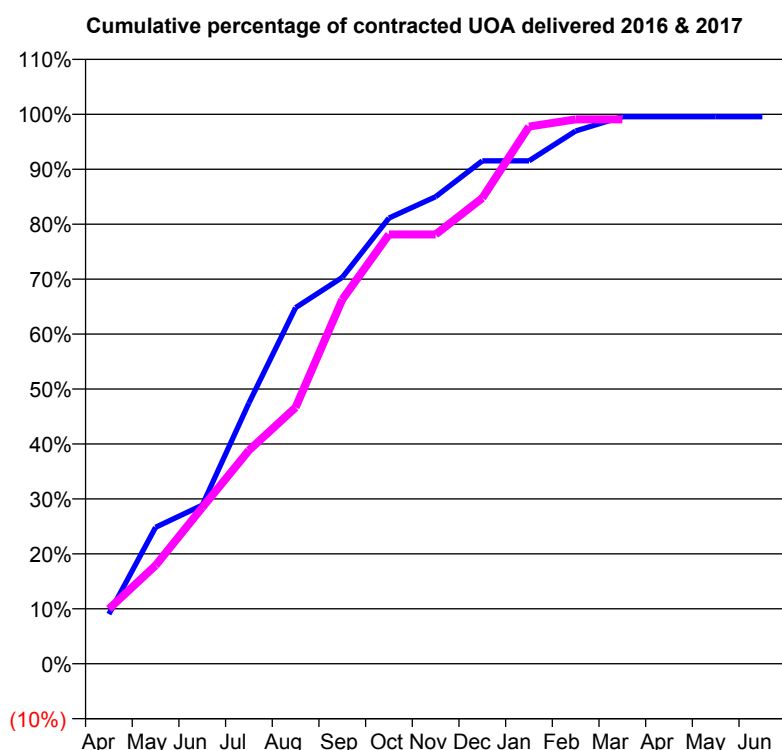
\* Figures in italics indicate that the base number is less than 100.

**Q61 - Vital Signs Orthodontic At a Glance Contract Report for 190799/0001 - March 2017**

Name or company name	P J Dental Surgery
Contract type name	GDS Contract
Purpose of contract	General and Orthodontic
Contract start date	01/02/2015
Contract end date	

16/17 Contracted general activity (UDA)	29,693
Carry forward general activity (UDA)	330
16/17 Contracted orthodontic activity (UOA)	1,614
Carry forward orthodontic activity (UOA)	7
Baseline contract value	£1,021,883.16

ACCESS	Contract	England and Wales
24 month ratio of assessments to patient IDs	1.02	1.09

**ACTIVITY**


Month	Adjusted Scheduled Activity (UOA)	
	2016	2017
April	146	161
May	401	289
June	466	459
July	766	627
August	1,046	753
September	1,135	1,070
October	1,309	1,261
November	1,372	1,261
December	1,477	1,368
January	1,477	1,578
February	1,565	1,599
March	1,607	1,599
April	1,607	
May	1,607	
June	1,607	

QUALITY	Contract Quantity	Contract Base Number	Contract *	Region	England
% of all assessments that were assess and fit appliances (rolling 12 month period)	76	76	100.0%	55.7%	56.6%
% of all assessments that were assess and refuse (rolling 12 month period)	0	76	0.0%	14.9%	11.8%
% of all assessments that were assess and review (rolling 12 month period)	0	76	0.0%	29.4%	31.6%
% of terminated courses where treatment was abandoned or discontinued (rolling 12 month period)	0	0	N/A	6.5%	7.7%
% of completed treatments indicating that PAR score was taken (year to date)	0	0	N/A	69.6%	58.4%
Rate of removable appliances per 100 fixed appliances - proposed treatment (rolling 12 month period)	15	149	10.07	4.02	5.64
Rate of removable appliances per 100 fixed appliances - completed treatment (rolling 12 month period)	0	0	N/A	4.09	4.81
% of courses of treatment with removable appliances only - proposed treatment (rolling 12 month period)	0	76	0.0%	2.0%	2.0%
% of courses of treatment with removable appliances only - completed treatment (rolling 12 month period)	0	0	N/A	1.7%	1.5%
% of patients satisfied with the treatment they have received (rolling 12 month period)	3	3	100.0%	94.9%	96.0%

\* Figures in italics indicate that the base number is less than 100.

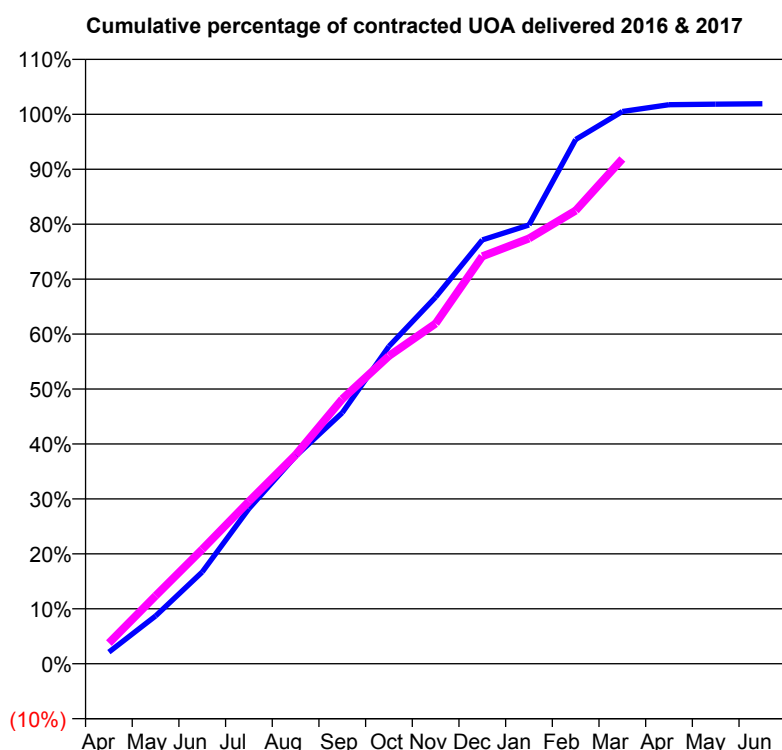
**Q61 - Vital Signs Orthodontic At a Glance Contract Report for 194042/0001 - March 2017**

Name or company name	Romford Orthodontics Centre Limited
Contract type name	PDS Contract
Purpose of contract	Orthodontic
Contract start date	01/04/2010
Contract end date	31/03/2019

16/17 Contracted general activity (UDA)	0
Carry forward general activity (UDA)	0
16/17 Contracted orthodontic activity (UOA)	26,525
Carry forward orthodontic activity (UOA)	-507
Baseline contract value	£1,677,373.72

**ACCESS**

	Contract	England and Wales
24 month ratio of assessments to patient IDs	1.03	1.09

**ACTIVITY**


Month	Adjusted Scheduled Activity (UOA)	
	2016	2017
April	563	1,004
May	2,309	3,278
June	4,433	5,524
July	7,488	7,838
August	10,020	10,084
September	12,116	12,780
October	15,320	14,857
November	17,699	16,423
December	20,457	19,668
January	21,179	20,529
February	25,308	21,877
March	26,659	24,367
April	26,988	
May	27,011	
June	27,032	

**QUALITY**

	Contract Quantity	Contract Base Number	Contract *	Region	England
% of all assessments that were assess and fit appliances (rolling 12 month period)	1,138	1,977	57.6%	55.7%	56.6%
% of all assessments that were assess and refuse (rolling 12 month period)	185	1,977	9.4%	14.9%	11.8%
% of all assessments that were assess and review (rolling 12 month period)	654	1,977	33.1%	29.4%	31.6%
% of terminated courses where treatment was abandoned or discontinued (rolling 12 month period)	65	1,048	6.2%	6.5%	7.7%
% of completed treatments indicating that PAR score was taken (year to date)	536	983	54.5%	69.6%	58.4%
Rate of removable appliances per 100 fixed appliances - proposed treatment (rolling 12 month period)	31	2,166	1.43	4.02	5.64
Rate of removable appliances per 100 fixed appliances - completed treatment (rolling 12 month period)	14	1,896	0.74	4.09	4.81
% of courses of treatment with removable appliances only - proposed treatment (rolling 12 month period)	17	1,138	1.5%	2.0%	2.0%
% of courses of treatment with removable appliances only - completed treatment (rolling 12 month period)	9	983	0.9%	1.7%	1.5%
% of patients satisfied with the treatment they have received (rolling 12 month period)	34	35	97.1%	94.9%	96.0%

\* Figures in italics indicate that the base number is less than 100.

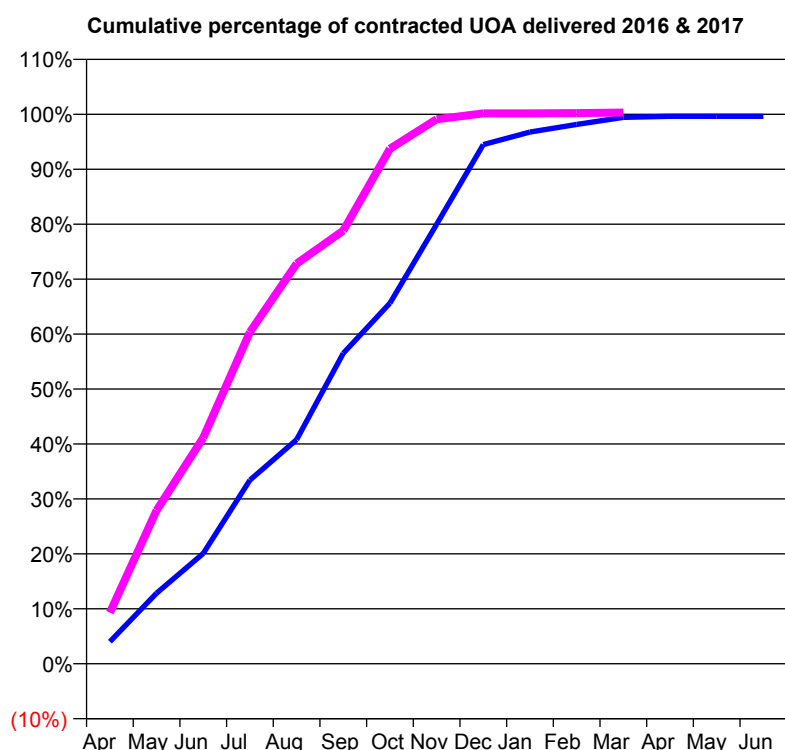
**Q61 - Vital Signs Orthodontic At a Glance Contract Report for 195960/0001 - March 2017**

Name or company name	Southover Orthodontics Limited
Contract type name	PDS Contract
Purpose of contract	Orthodontic
Contract start date	01/11/2008
Contract end date	31/03/2019

16/17 Contracted general activity (UDA)	0
Carry forward general activity (UDA)	0
16/17 Contracted orthodontic activity (UOA)	5,809
Carry forward orthodontic activity (UOA)	21
Baseline contract value	£387,691.62

**ACCESS**

	Contract	England and Wales
24 month ratio of assessments to patient IDs	1.07	1.09

**ACTIVITY**


Month	Adjusted Scheduled Activity (UOA)	
	2016	2017
April	234	541
May	746	1,622
June	1,167	2,390
July	1,942	3,507
August	2,369	4,230
September	3,283	4,580
October	3,812	5,445
November	4,645	5,756
December	5,489	5,818
January	5,621	5,818
February	5,702	5,821
March	5,776	5,827
April	5,788	
May	5,788	
June	5,788	

**QUALITY**

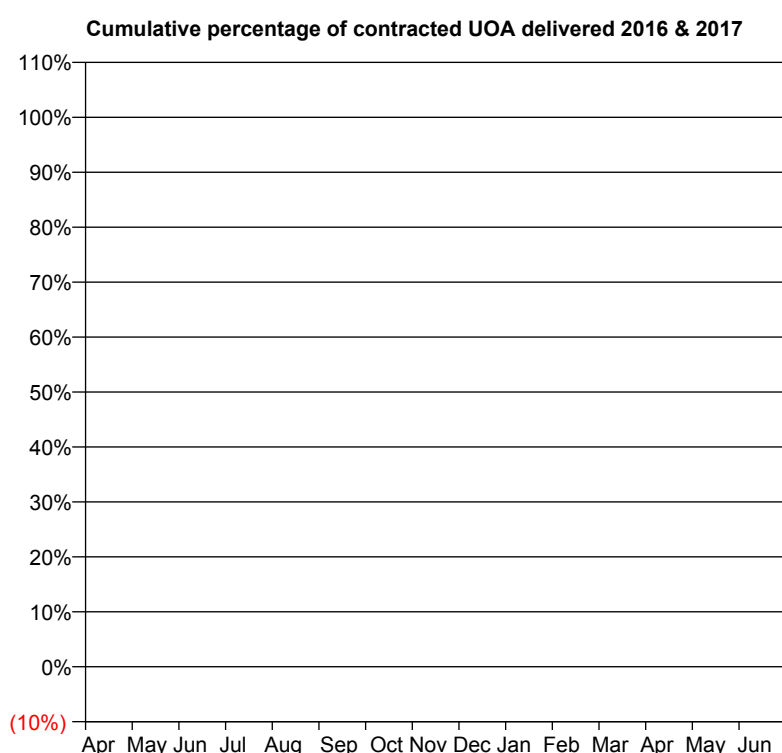
	Contract Quantity	Contract Base Number	Contract *	Region	England
% of all assessments that were assess and fit appliances (rolling 12 month period)	270	688	39.2%	55.7%	56.6%
% of all assessments that were assess and refuse (rolling 12 month period)	77	688	11.2%	14.9%	11.8%
% of all assessments that were assess and review (rolling 12 month period)	341	688	49.6%	29.4%	31.6%
% of terminated courses where treatment was abandoned or discontinued (rolling 12 month period)	16	295	5.4%	6.5%	7.7%
% of completed treatments indicating that PAR score was taken (year to date)	54	279	19.4%	69.6%	58.4%
Rate of removable appliances per 100 fixed appliances - proposed treatment (rolling 12 month period)	37	512	7.23	4.02	5.64
Rate of removable appliances per 100 fixed appliances - completed treatment (rolling 12 month period)	25	522	4.79	4.09	4.81
% of courses of treatment with removable appliances only - proposed treatment (rolling 12 month period)	8	270	3.0%	2.0%	2.0%
% of courses of treatment with removable appliances only - completed treatment (rolling 12 month period)	5	279	1.8%	1.7%	1.5%
% of patients satisfied with the treatment they have received (rolling 12 month period)	15	16	93.8%	94.9%	96.0%

\* Figures in italics indicate that the base number is less than 100.

**Q61 - Vital Signs Orthodontic At a Glance Contract Report for 199486/0002 - March 2017**

Name or company name	Orthodontic Clinic	16/17 Contracted general activity (UDA)	0
Contract type name	PDS Contract	Carry forward general activity (UDA)	0
Purpose of contract	General	16/17 Contracted orthodontic activity (UOA)	0
Contract start date	01/04/2008	Carry forward orthodontic activity (UOA)	0
Contract end date		Baseline contract value	£0.00

ACCESS	Contract	England and Wales
24 month ratio of assessments to patient IDs	1.06	1.09

**ACTIVITY**


Month	Adjusted Scheduled Activity (UOA)	
	2016	2017
April	0	0
May	42	111
June	85	141
July	157	147
August	159	213
September	230	258
October	254	302
November	329	391
December	462	482
January	537	484
February	803	484
March	955	506
April	955	
May	997	
June	997	

**QUALITY**

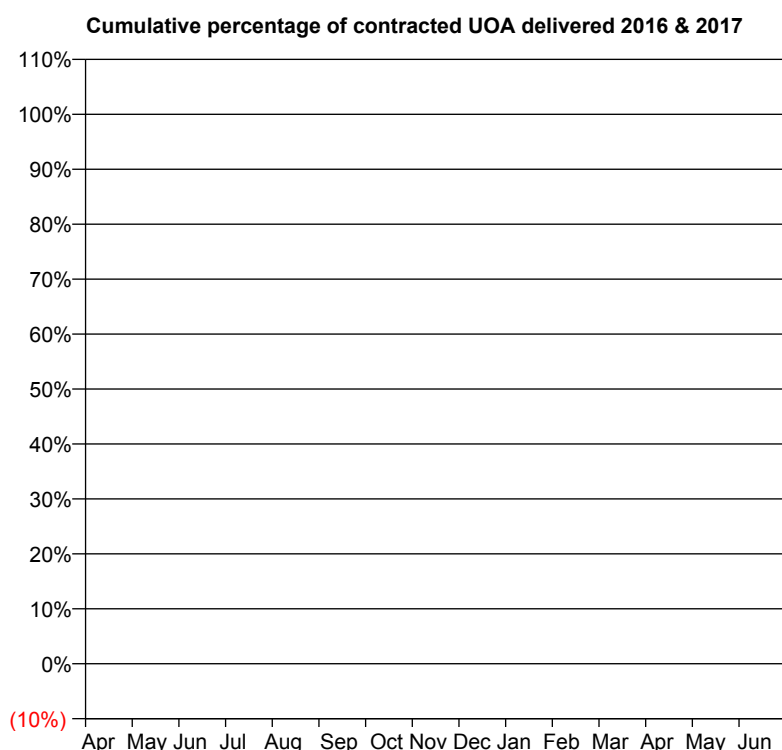
	Contract Quantity	Contract Base Number	Contract *	Region	England
% of all assessments that were assess and fit appliances (rolling 12 month period)	29	61	47.5%	55.7%	56.6%
% of all assessments that were assess and refuse (rolling 12 month period)	2	61	3.3%	14.9%	11.8%
% of all assessments that were assess and review (rolling 12 month period)	30	61	49.2%	29.4%	31.6%
% of terminated courses where treatment was abandoned or discontinued (rolling 12 month period)	1	25	4.0%	6.5%	7.7%
% of completed treatments indicating that PAR score was taken (year to date)	24	24	100.0%	69.6%	58.4%
Rate of removable appliances per 100 fixed appliances - proposed treatment (rolling 12 month period)	11	40	27.50	4.02	5.64
Rate of removable appliances per 100 fixed appliances - completed treatment (rolling 12 month period)	7	43	16.28	4.09	4.81
% of courses of treatment with removable appliances only - proposed treatment (rolling 12 month period)	2	29	6.9%	2.0%	2.0%
% of courses of treatment with removable appliances only - completed treatment (rolling 12 month period)	0	24	0.0%	1.7%	1.5%
% of patients satisfied with the treatment they have received (rolling 12 month period)	1	1	100.0%	94.9%	96.0%

\* Figures in italics indicate that the base number is less than 100.

**Q61 - Vital Signs Orthodontic At a Glance Contract Report for 199486/0003 - March 2017**

Name or company name	Orthodontic Clinic	16/17 Contracted general activity (UDA)	0
Contract type name	PDS Contract	Carry forward general activity (UDA)	0
Purpose of contract	General	16/17 Contracted orthodontic activity (UOA)	0
Contract start date	01/04/2009	Carry forward orthodontic activity (UOA)	0
Contract end date		Baseline contract value	£0.00

ACCESS	Contract	England and Wales
24 month ratio of assessments to patient IDs	1.08	1.09

**ACTIVITY**


Month	Adjusted Scheduled Activity (UOA)	
	2016	2017
April	0	0
May	5	0
June	74	0
July	187	68
August	234	68
September	237	68
October	280	145
November	366	192
December	410	215
January	433	236
February	468	239
March	471	281
April	471	
May	517	
June	517	

QUALITY	Contract Quantity	Contract Base Number	Contract *	Region	England
% of all assessments that were assess and fit appliances (rolling 12 month period)	17	41	41.5%	55.7%	56.6%
% of all assessments that were assess and refuse (rolling 12 month period)	3	41	7.3%	14.9%	11.8%
% of all assessments that were assess and review (rolling 12 month period)	21	41	51.2%	29.4%	31.6%
% of terminated courses where treatment was abandoned or discontinued (rolling 12 month period)	0	14	0.0%	6.5%	7.7%
% of completed treatments indicating that PAR score was taken (year to date)	14	14	100.0%	69.6%	58.4%
Rate of removable appliances per 100 fixed appliances - proposed treatment (rolling 12 month period)	5	24	20.83	4.02	5.64
Rate of removable appliances per 100 fixed appliances - completed treatment (rolling 12 month period)	2	24	8.33	4.09	4.81
% of courses of treatment with removable appliances only - proposed treatment (rolling 12 month period)	2	17	11.8%	2.0%	2.0%
% of courses of treatment with removable appliances only - completed treatment (rolling 12 month period)	0	14	0.0%	1.7%	1.5%
% of patients satisfied with the treatment they have received (rolling 12 month period)	1	1	100.0%	94.9%	96.0%

\* Figures in italics indicate that the base number is less than 100.

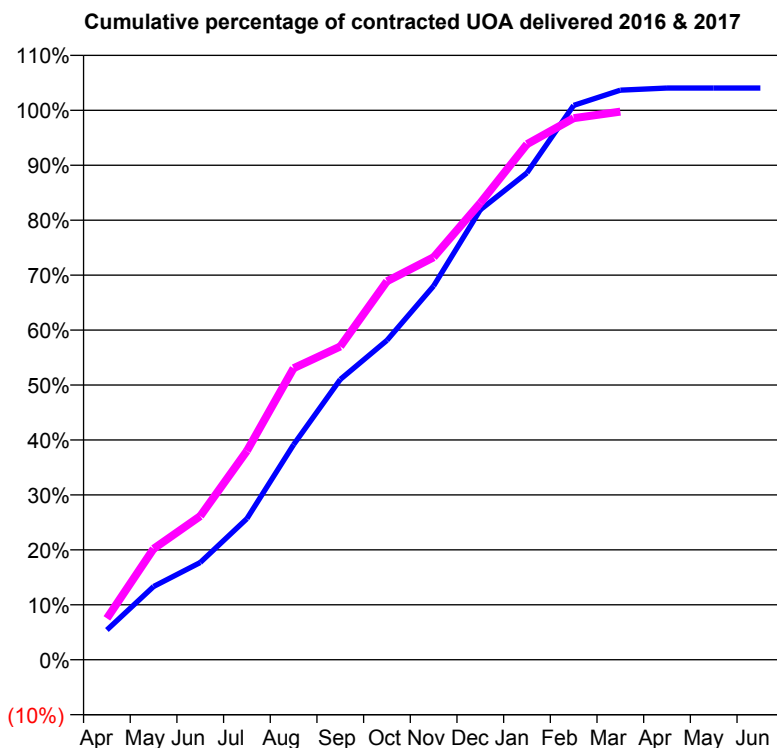
**Q61 - Vital Signs Orthodontic At a Glance Contract Report for 199850/0001 - March 2017**

Name or company name	The Brace Orthodontic Centre
Contract type name	PDS Contract
Purpose of contract	General and Orthodontic
Contract start date	01/04/2009
Contract end date	31/03/2019

16/17 Contracted general activity (UDA)	0
Carry forward general activity (UDA)	0
16/17 Contracted orthodontic activity (UOA)	5,306
Carry forward orthodontic activity (UOA)	-106
Baseline contract value	£361,013.73

**ACCESS**

	Contract	England and Wales
24 month ratio of assessments to patient IDs	1.00	1.09

**ACTIVITY**


Month	Adjusted Scheduled Activity (UOA)	
	2016	2017
April	288	400
May	708	1,072
June	939	1,387
July	1,363	2,017
August	2,077	2,815
September	2,707	3,025
October	3,085	3,655
November	3,610	3,886
December	4,345	4,411
January	4,702	4,978
February	5,353	5,230
March	5,500	5,293
April	5,521	
May	5,521	
June	5,521	

**QUALITY**

	Contract Quantity	Contract Base Number	Contract *	Region	England
% of all assessments that were assess and fit appliances (rolling 12 month period)	248	248	100.0%	55.7%	56.6%
% of all assessments that were assess and refuse (rolling 12 month period)	0	248	0.0%	14.9%	11.8%
% of all assessments that were assess and review (rolling 12 month period)	0	248	0.0%	29.4%	31.6%
% of terminated courses where treatment was abandoned or discontinued (rolling 12 month period)	8	298	2.7%	6.5%	7.7%
% of completed treatments indicating that PAR score was taken (year to date)	0	290	0.0%	69.6%	58.4%
Rate of removable appliances per 100 fixed appliances - proposed treatment (rolling 12 month period)	5	490	1.02	4.02	5.64
Rate of removable appliances per 100 fixed appliances - completed treatment (rolling 12 month period)	0	573	0.00	4.09	4.81
% of courses of treatment with removable appliances only - proposed treatment (rolling 12 month period)	0	248	0.0%	2.0%	2.0%
% of courses of treatment with removable appliances only - completed treatment (rolling 12 month period)	0	290	0.0%	1.7%	1.5%
% of patients satisfied with the treatment they have received (rolling 12 month period)	9	9	100.0%	94.9%	96.0%

\* Figures in italics indicate that the base number is less than 100.

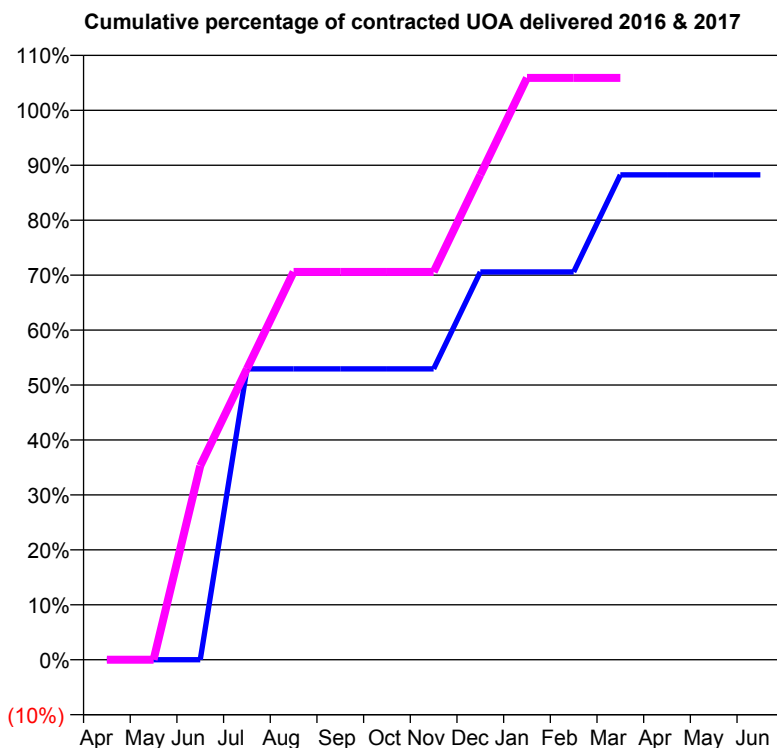
**Q61 - Vital Signs Orthodontic At a Glance Contract Report for 215260/0002 - March 2017**

Name or company name	MR M WIEDER
Contract type name	GDS Contract
Purpose of contract	General and Orthodontic
Contract start date	01/04/2006
Contract end date	

16/17 Contracted general activity (UDA)	8,606
Carry forward general activity (UDA)	0
16/17 Contracted orthodontic activity (UOA)	119
Carry forward orthodontic activity (UOA)	0
Baseline contract value	£242,498.35

**ACCESS**

	Contract	England and Wales
24 month ratio of assessments to patient IDs	1.00	1.09

**ACTIVITY**


Month	Adjusted Scheduled Activity (UOA)	
	2016	2017
April	0	0
May	0	0
June	0	42
July	63	63
August	63	84
September	63	84
October	63	84
November	63	84
December	84	105
January	84	126
February	84	126
March	105	126
April	105	
May	105	
June	105	

**QUALITY**

	Contract Quantity	Contract Base Number	Contract *	Region	England
% of all assessments that were assess and fit appliances (rolling 12 month period)	6	6	100.0%	55.7%	56.6%
% of all assessments that were assess and refuse (rolling 12 month period)	0	6	0.0%	14.9%	11.8%
% of all assessments that were assess and review (rolling 12 month period)	0	6	0.0%	29.4%	31.6%
% of terminated courses where treatment was abandoned or discontinued (rolling 12 month period)	0	0	N/A	6.5%	7.7%
% of completed treatments indicating that PAR score was taken (year to date)	0	0	N/A	69.6%	58.4%
Rate of removable appliances per 100 fixed appliances - proposed treatment (rolling 12 month period)	0	12	0.00	4.02	5.64
Rate of removable appliances per 100 fixed appliances - completed treatment (rolling 12 month period)	0	0	N/A	4.09	4.81
% of courses of treatment with removable appliances only - proposed treatment (rolling 12 month period)	0	6	0.0%	2.0%	2.0%
% of courses of treatment with removable appliances only - completed treatment (rolling 12 month period)	0	0	N/A	1.7%	1.5%
% of patients satisfied with the treatment they have received (rolling 12 month period)	0	0	N/A	94.9%	96.0%

\* Figures in italics indicate that the base number is less than 100.

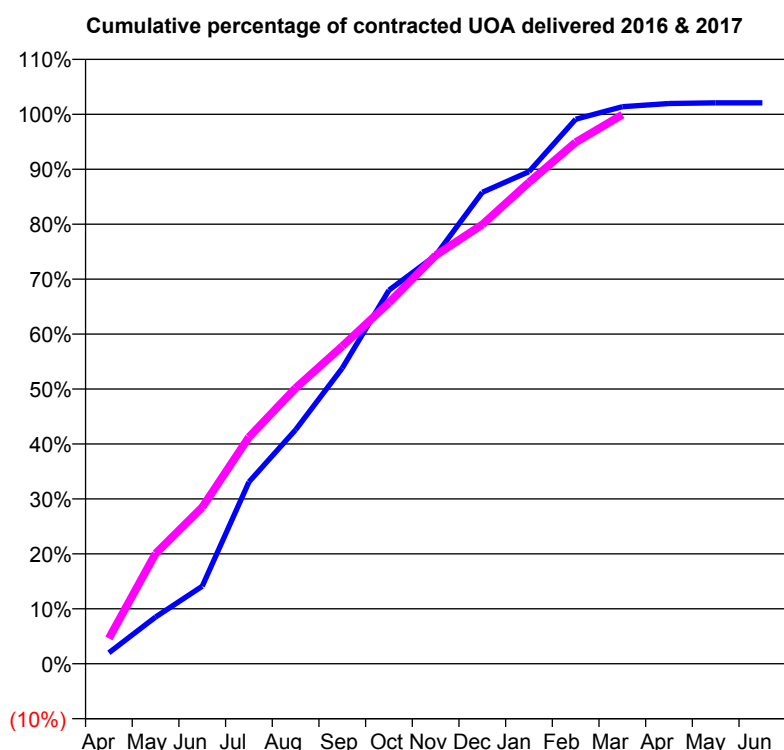


**Q61 - Vital Signs Orthodontic At a Glance Contract Report for 221651/0001 - March 2017**

Name or company name	MR MM PATEL	16/17 Contracted general activity (UDA)	0
Contract type name	PDS Contract	Carry forward general activity (UDA)	0
Purpose of contract	Orthodontic	16/17 Contracted orthodontic activity (UOA)	16,315
Contract start date	01/04/2006	Carry forward orthodontic activity (UOA)	-326
Contract end date	31/03/2019	Baseline contract value	£1,083,463.99

**ACCESS**

	Contract	England and Wales
24 month ratio of assessments to patient IDs	1.14	1.09

**ACTIVITY**


Month	Adjusted Scheduled Activity (UOA)	
	2016	2017
April	326	755
May	1,388	3,273
June	2,301	4,648
July	5,399	6,728
August	6,945	8,185
September	8,778	9,427
October	11,091	10,719
November	12,124	12,125
December	13,998	13,041
January	14,610	14,294
February	16,166	15,482
March	16,539	16,303
April	16,635	
May	16,656	
June	16,656	

**QUALITY**

	Contract Quantity	Contract Base Number	Contract *	Region	England
% of all assessments that were assess and fit appliances (rolling 12 month period)	739	1,470	50.3%	55.7%	56.6%
% of all assessments that were assess and refuse (rolling 12 month period)	2	1,470	0.1%	14.9%	11.8%
% of all assessments that were assess and review (rolling 12 month period)	729	1,470	49.6%	29.4%	31.6%
% of terminated courses where treatment was abandoned or discontinued (rolling 12 month period)	16	705	2.3%	6.5%	7.7%
% of completed treatments indicating that PAR score was taken (year to date)	619	689	89.8%	69.6%	58.4%
Rate of removable appliances per 100 fixed appliances - proposed treatment (rolling 12 month period)	14	1,455	0.96	4.02	5.64
Rate of removable appliances per 100 fixed appliances - completed treatment (rolling 12 month period)	13	1,348	0.96	4.09	4.81
% of courses of treatment with removable appliances only - proposed treatment (rolling 12 month period)	8	739	1.1%	2.0%	2.0%
% of courses of treatment with removable appliances only - completed treatment (rolling 12 month period)	7	689	1.0%	1.7%	1.5%
% of patients satisfied with the treatment they have received (rolling 12 month period)	52	54	96.3%	94.9%	96.0%

\* Figures in italics indicate that the base number is less than 100.

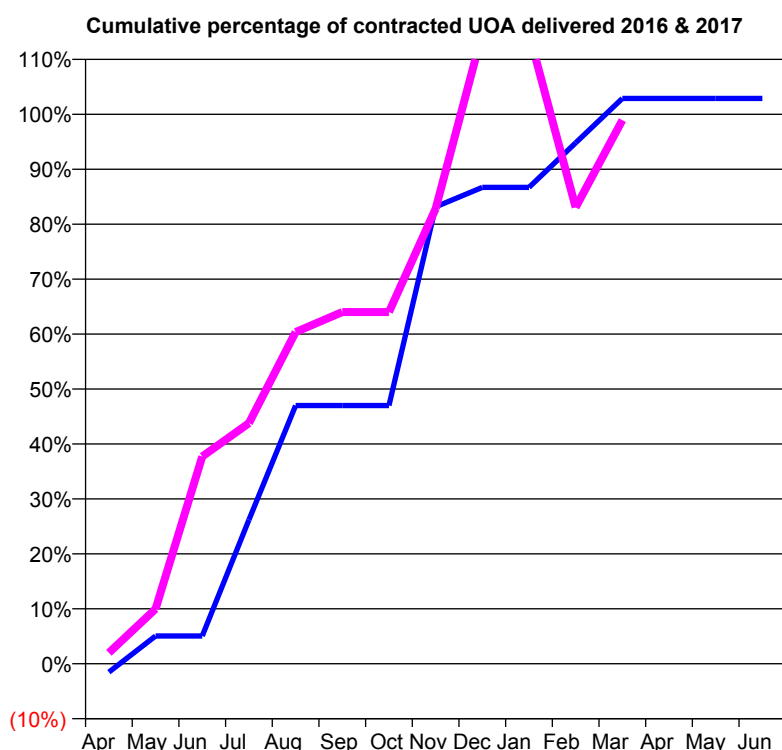
**Q61 - Vital Signs Orthodontic At a Glance Contract Report for 230308/0001 - March 2017**

Name or company name	MR S HADJ-BAGHERI
Contract type name	PDS Contract
Purpose of contract	Orthodontic
Contract start date	01/04/2006
Contract end date	31/03/2019

16/17 Contracted general activity (UDA)	0
Carry forward general activity (UDA)	0
16/17 Contracted orthodontic activity (UOA)	2,984
Carry forward orthodontic activity (UOA)	-60
Baseline contract value	£193,538.87

**ACCESS**

	Contract	England and Wales
24 month ratio of assessments to patient IDs	1.08	1.09

**ACTIVITY**


Month	Adjusted Scheduled Activity (UOA)	
	2016	2017
April	-46	60
May	151	298
June	151	1,126
July	782	1,307
August	1,402	1,801
September	1,402	1,910
October	1,402	1,910
November	2,481	2,471
December	2,587	3,423
January	2,587	3,423
February	2,829	2,478
March	3,070	2,952
April	3,070	
May	3,070	
June	3,070	

**QUALITY**

	Contract Quantity	Contract Base Number	Contract *	Region	England
% of all assessments that were assess and fit appliances (rolling 12 month period)	180	254	70.9%	55.7%	56.6%
% of all assessments that were assess and refuse (rolling 12 month period)	8	254	3.1%	14.9%	11.8%
% of all assessments that were assess and review (rolling 12 month period)	66	254	26.0%	29.4%	31.6%
% of terminated courses where treatment was abandoned or discontinued (rolling 12 month period)	1	201	0.5%	6.5%	7.7%
% of completed treatments indicating that PAR score was taken (year to date)	172	200	86.0%	69.6%	58.4%
Rate of removable appliances per 100 fixed appliances - proposed treatment (rolling 12 month period)	2	354	0.56	4.02	5.64
Rate of removable appliances per 100 fixed appliances - completed treatment (rolling 12 month period)	7	395	1.77	4.09	4.81
% of courses of treatment with removable appliances only - proposed treatment (rolling 12 month period)	1	180	0.6%	2.0%	2.0%
% of courses of treatment with removable appliances only - completed treatment (rolling 12 month period)	2	200	1.0%	1.7%	1.5%
% of patients satisfied with the treatment they have received (rolling 12 month period)	2	2	100.0%	94.9%	96.0%

\* Figures in italics indicate that the base number is less than 100.

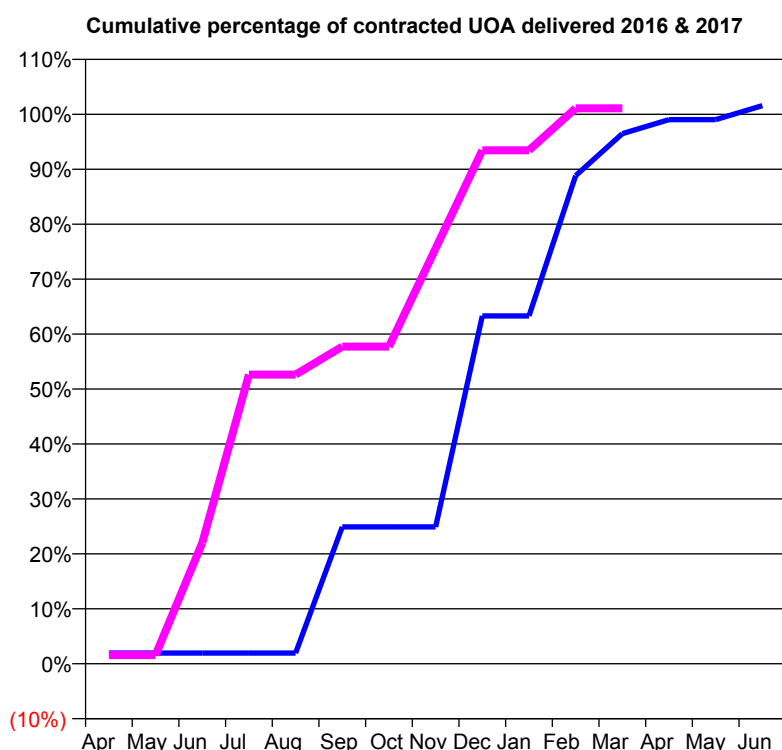
**Q61 - Vital Signs Orthodontic At a Glance Contract Report for 234125/0001 - March 2017**

Name or company name	MR NI AMIN
Contract type name	GDS Contract
Purpose of contract	General and Orthodontic
Contract start date	01/04/2006
Contract end date	

16/17 Contracted general activity (UDA)	16,536
Carry forward general activity (UDA)	-74
16/17 Contracted orthodontic activity (UOA)	823
Carry forward orthodontic activity (UOA)	-13
Baseline contract value	£536,808.43

**ACCESS**

	Contract	England and Wales
24 month ratio of assessments to patient IDs	1.01	1.09

**ACTIVITY**


Month	Adjusted Scheduled Activity (UOA)	
	2016	2017
April	16	13
May	16	13
June	16	181
July	16	433
August	16	433
September	205	475
October	205	475
November	205	622
December	521	769
January	521	769
February	731	832
March	794	832
April	815	
May	815	
June	836	

**QUALITY**

	Contract Quantity	Contract Base Number	Contract *	Region	England
% of all assessments that were assess and fit appliances (rolling 12 month period)	41	41	100.0%	55.7%	56.6%
% of all assessments that were assess and refuse (rolling 12 month period)	0	41	0.0%	14.9%	11.8%
% of all assessments that were assess and review (rolling 12 month period)	0	41	0.0%	29.4%	31.6%
% of terminated courses where treatment was abandoned or discontinued (rolling 12 month period)	0	0	N/A	6.5%	7.7%
% of completed treatments indicating that PAR score was taken (year to date)	0	0	N/A	69.6%	58.4%
Rate of removable appliances per 100 fixed appliances - proposed treatment (rolling 12 month period)	0	82	0.00	4.02	5.64
Rate of removable appliances per 100 fixed appliances - completed treatment (rolling 12 month period)	0	0	N/A	4.09	4.81
% of courses of treatment with removable appliances only - proposed treatment (rolling 12 month period)	0	41	0.0%	2.0%	2.0%
% of courses of treatment with removable appliances only - completed treatment (rolling 12 month period)	0	0	N/A	1.7%	1.5%
% of patients satisfied with the treatment they have received (rolling 12 month period)	2	2	100.0%	94.9%	96.0%

\* Figures in italics indicate that the base number is less than 100.

**Q61 - Vital Signs Orthodontic At a Glance Contract Report for 238627/0001 - March 2017**

Name or company name	Mr Bernard Weinbaum	16/17 Contracted general activity (UDA)	6,804
Contract type name	GDS Contract	Carry forward general activity (UDA)	-42
Purpose of contract	General	16/17 Contracted orthodontic activity (UOA)	0
Contract start date	01/04/2006	Carry forward orthodontic activity (UOA)	0
Contract end date		Baseline contract value	£186,806.06

**ACCESS**

	Contract	England and Wales
24 month ratio of assessments to patient IDs	1.00	1.09

**ACTIVITY**


Adjusted Scheduled Activity (UOA)		
Month	2016	2017
April	0	0
May	0	0
June	0	0
July	0	0
August	0	0
September	0	0
October	0	0
November	0	0
December	0	0
January	0	0
February	0	23
March	0	23
April	0	
May	0	
June	0	

**QUALITY**

	Contract Quantity	Contract Base Number	Contract *	Region	England
% of all assessments that were assess and fit appliances (rolling 12 month period)	1	1	100.0%	55.7%	56.6%
% of all assessments that were assess and refuse (rolling 12 month period)	0	1	0.0%	14.9%	11.8%
% of all assessments that were assess and review (rolling 12 month period)	0	1	0.0%	29.4%	31.6%
% of terminated courses where treatment was abandoned or discontinued (rolling 12 month period)	0	0	N/A	6.5%	7.7%
% of completed treatments indicating that PAR score was taken (year to date)	0	0	N/A	69.6%	58.4%
Rate of removable appliances per 100 fixed appliances - proposed treatment (rolling 12 month period)	0	0	N/A	4.02	5.64
Rate of removable appliances per 100 fixed appliances - completed treatment (rolling 12 month period)	0	0	N/A	4.09	4.81
% of courses of treatment with removable appliances only - proposed treatment (rolling 12 month period)	0	1	0.0%	2.0%	2.0%
% of courses of treatment with removable appliances only - completed treatment (rolling 12 month period)	0	0	N/A	1.7%	1.5%
% of patients satisfied with the treatment they have received (rolling 12 month period)	0	0	N/A	94.9%	96.0%

\* Figures in italics indicate that the base number is less than 100.

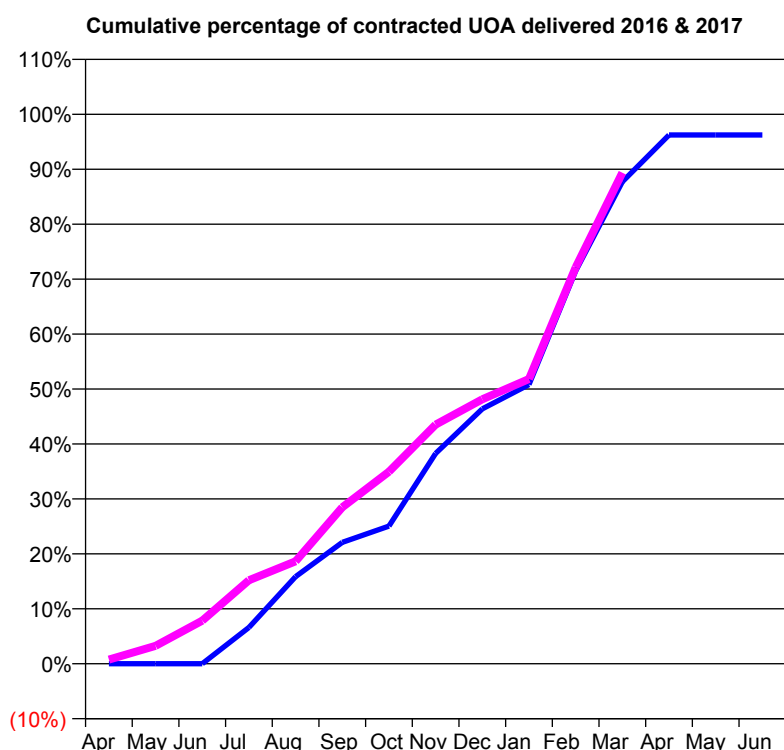
**Q61 - Vital Signs Orthodontic At a Glance Contract Report for 250643/0001 - March 2017**

Name or company name	MISS SY BHUIYAN
Contract type name	GDS Contract
Purpose of contract	General and Orthodontic
Contract start date	01/06/2015
Contract end date	

16/17 Contracted general activity (UDA)	5,300
Carry forward general activity (UDA)	212
16/17 Contracted orthodontic activity (UOA)	6,850
Carry forward orthodontic activity (UOA)	52
Baseline contract value	£713,424.34

**ACCESS**

	Contract	England and Wales
24 month ratio of assessments to patient IDs	1.01	1.09

**ACTIVITY**


Month	Adjusted Scheduled Activity (UOA)	
	2016	2017
April	0	53
May	0	223
June	0	538
July	378	1,042
August	905	1,277
September	1,262	1,951
October	1,430	2,394
November	2,186	2,982
December	2,648	3,297
January	2,900	3,549
February	4,081	4,941
March	5,007	6,121
April	5,494	
May	5,494	
June	5,494	

**QUALITY**

	Contract Quantity	Contract Base Number	Contract *	Region	England
% of all assessments that were assess and fit appliances (rolling 12 month period)	319	319	100.0%	55.7%	56.6%
% of all assessments that were assess and refuse (rolling 12 month period)	0	319	0.0%	14.9%	11.8%
% of all assessments that were assess and review (rolling 12 month period)	0	319	0.0%	29.4%	31.6%
% of terminated courses where treatment was abandoned or discontinued (rolling 12 month period)	33	287	11.5%	6.5%	7.7%
% of completed treatments indicating that PAR score was taken (year to date)	3	253	1.2%	69.6%	58.4%
Rate of removable appliances per 100 fixed appliances - proposed treatment (rolling 12 month period)	0	0	N/A	4.02	5.64
Rate of removable appliances per 100 fixed appliances - completed treatment (rolling 12 month period)	0	0	N/A	4.09	4.81
% of courses of treatment with removable appliances only - proposed treatment (rolling 12 month period)	0	319	0.0%	2.0%	2.0%
% of courses of treatment with removable appliances only - completed treatment (rolling 12 month period)	0	254	0.0%	1.7%	1.5%
% of patients satisfied with the treatment they have received (rolling 12 month period)	7	7	100.0%	94.9%	96.0%

\* Figures in italics indicate that the base number is less than 100.

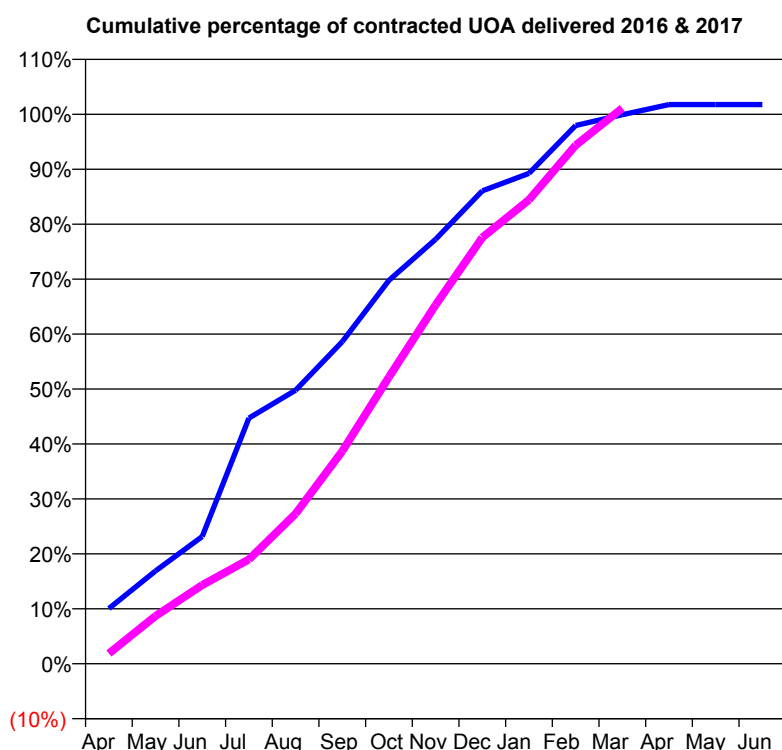
**Q61 - Vital Signs Orthodontic At a Glance Contract Report for 272825/0001 - March 2017**

Name or company name	MR MN TALATI
Contract type name	PDS Contract
Purpose of contract	Orthodontic
Contract start date	01/11/2008
Contract end date	31/03/2019

16/17 Contracted general activity (UDA)	0
Carry forward general activity (UDA)	0
16/17 Contracted orthodontic activity (UOA)	3,424
Carry forward orthodontic activity (UOA)	-60
Baseline contract value	£237,825.44

**ACCESS**

	Contract	England and Wales
24 month ratio of assessments to patient IDs	1.00	1.09

**ACTIVITY**


Month	Adjusted Scheduled Activity (UOA)	
	2016	2017
April	344	64
May	579	298
June	793	491
July	1,531	650
August	1,705	935
September	2,007	1,325
October	2,389	1,787
November	2,645	2,236
December	2,947	2,656
January	3,056	2,891
February	3,354	3,231
March	3,421	3,462
April	3,484	
May	3,484	
June	3,484	

**QUALITY**

	Contract Quantity	Contract Base Number	Contract *	Region	England
% of all assessments that were assess and fit appliances (rolling 12 month period)	182	182	100.0%	55.7%	56.6%
% of all assessments that were assess and refuse (rolling 12 month period)	0	182	0.0%	14.9%	11.8%
% of all assessments that were assess and review (rolling 12 month period)	0	182	0.0%	29.4%	31.6%
% of terminated courses where treatment was abandoned or discontinued (rolling 12 month period)	7	178	3.9%	6.5%	7.7%
% of completed treatments indicating that PAR score was taken (year to date)	156	171	91.2%	69.6%	58.4%
Rate of removable appliances per 100 fixed appliances - proposed treatment (rolling 12 month period)	13	330	3.94	4.02	5.64
Rate of removable appliances per 100 fixed appliances - completed treatment (rolling 12 month period)	4	143	2.80	4.09	4.81
% of courses of treatment with removable appliances only - proposed treatment (rolling 12 month period)	11	182	6.0%	2.0%	2.0%
% of courses of treatment with removable appliances only - completed treatment (rolling 12 month period)	4	171	2.3%	1.7%	1.5%
% of patients satisfied with the treatment they have received (rolling 12 month period)	6	6	100.0%	94.9%	96.0%

\* Figures in italics indicate that the base number is less than 100.

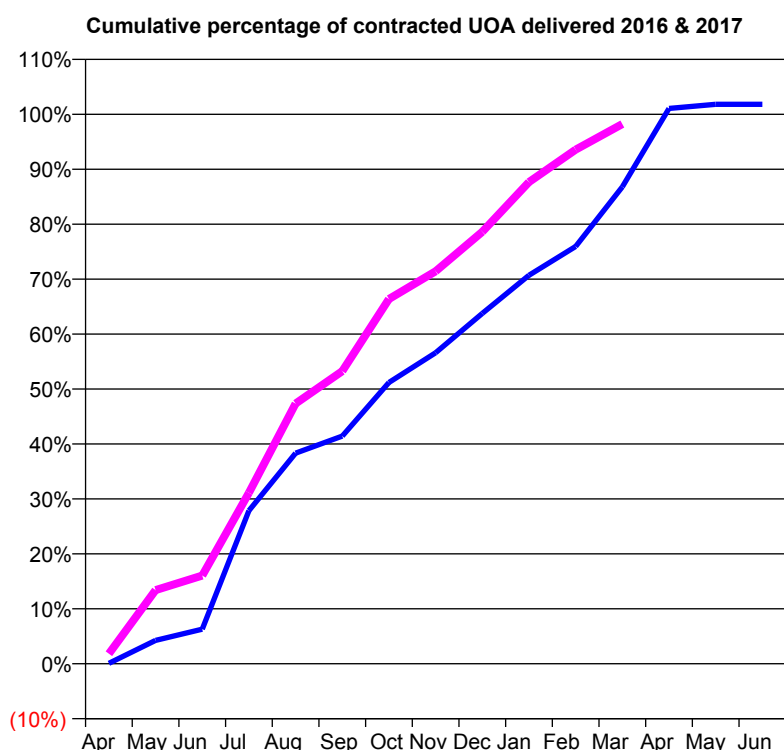
**Q61 - Vital Signs Orthodontic At a Glance Contract Report for 330884/0001 - March 2017**

Name or company name	MR SJ HARIA
Contract type name	PDS Contract
Purpose of contract	Orthodontic
Contract start date	01/04/2006
Contract end date	31/03/2019

16/17 Contracted general activity (UDA)	0
Carry forward general activity (UDA)	0
16/17 Contracted orthodontic activity (UOA)	13,615
Carry forward orthodontic activity (UOA)	-248
Baseline contract value	£882,842.62

**ACCESS**

	Contract	England and Wales
24 month ratio of assessments to patient IDs	1.00	1.09

**ACTIVITY**


Month	Adjusted Scheduled Activity (UOA)	
	2016	2017
April	12	248
May	579	1,827
June	856	2,184
July	3,793	4,237
August	5,217	6,447
September	5,640	7,250
October	6,971	9,037
November	7,706	9,724
December	8,680	10,702
January	9,625	11,937
February	10,339	12,739
March	11,817	13,373
April	13,759	
May	13,863	
June	13,863	

**QUALITY**

	Contract Quantity	Contract Base Number	Contract *	Region	England
% of all assessments that were assess and fit appliances (rolling 12 month period)	720	1,027	70.1%	55.7%	56.6%
% of all assessments that were assess and refuse (rolling 12 month period)	75	1,027	7.3%	14.9%	11.8%
% of all assessments that were assess and review (rolling 12 month period)	232	1,027	22.6%	29.4%	31.6%
% of terminated courses where treatment was abandoned or discontinued (rolling 12 month period)	7	606	1.2%	6.5%	7.7%
% of completed treatments indicating that PAR score was taken (year to date)	595	599	99.3%	69.6%	58.4%
Rate of removable appliances per 100 fixed appliances - proposed treatment (rolling 12 month period)	54	1,391	3.88	4.02	5.64
Rate of removable appliances per 100 fixed appliances - completed treatment (rolling 12 month period)	35	1,137	3.08	4.09	4.81
% of courses of treatment with removable appliances only - proposed treatment (rolling 12 month period)	14	720	1.9%	2.0%	2.0%
% of courses of treatment with removable appliances only - completed treatment (rolling 12 month period)	12	599	2.0%	1.7%	1.5%
% of patients satisfied with the treatment they have received (rolling 12 month period)	17	17	100.0%	94.9%	96.0%

\* Figures in italics indicate that the base number is less than 100.

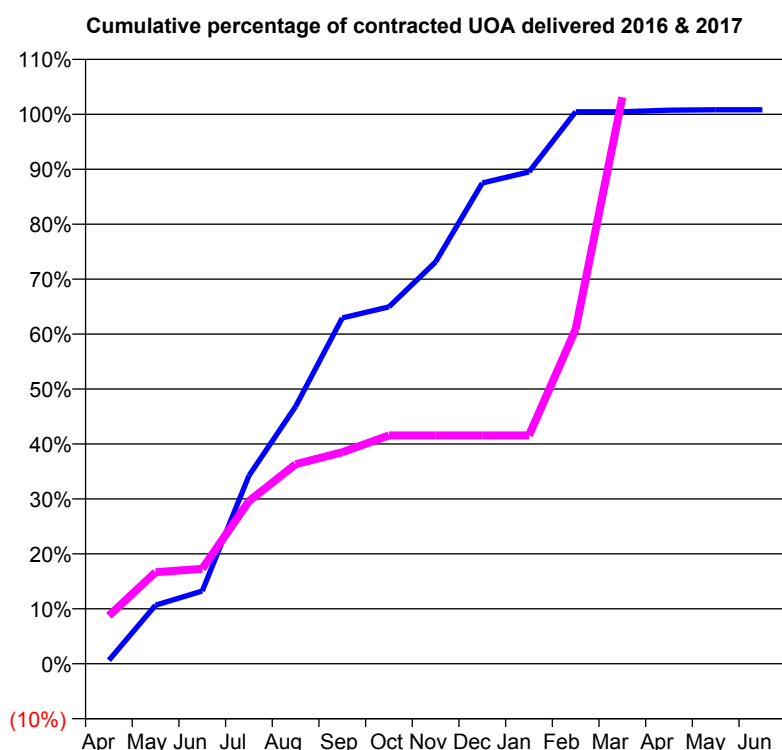
**Q61 - Vital Signs Orthodontic At a Glance Contract Report for 388904/0001 - March 2017**

Name or company name	DR AM COHEN
Contract type name	PDS Contract
Purpose of contract	Orthodontic
Contract start date	01/04/2006
Contract end date	31/03/2019

16/17 Contracted general activity (UDA)	0
Carry forward general activity (UDA)	0
16/17 Contracted orthodontic activity (UOA)	1,087
Carry forward orthodontic activity (UOA)	-9
Baseline contract value	£73,787.22

**ACCESS**

	Contract	England and Wales
24 month ratio of assessments to patient IDs	1.06	1.09

**ACTIVITY**


Month	Adjusted Scheduled Activity (UOA)	
	2016	2017
April	7	95
May	116	181
June	144	188
July	372	322
August	509	395
September	684	419
October	706	452
November	795	452
December	951	452
January	973	452
February	1,092	662
March	1,092	1,121
April	1,095	
May	1,096	
June	1,096	

**QUALITY**

	Contract Quantity	Contract Base Number	Contract *	Region	England
% of all assessments that were assess and fit appliances (rolling 12 month period)	55	98	56.1%	55.7%	56.6%
% of all assessments that were assess and refuse (rolling 12 month period)	7	98	7.1%	14.9%	11.8%
% of all assessments that were assess and review (rolling 12 month period)	36	98	36.7%	29.4%	31.6%
% of terminated courses where treatment was abandoned or discontinued (rolling 12 month period)	4	50	8.0%	6.5%	7.7%
% of completed treatments indicating that PAR score was taken (year to date)	37	46	80.4%	69.6%	58.4%
Rate of removable appliances per 100 fixed appliances - proposed treatment (rolling 12 month period)	18	90	20.00	4.02	5.64
Rate of removable appliances per 100 fixed appliances - completed treatment (rolling 12 month period)	8	71	11.27	4.09	4.81
% of courses of treatment with removable appliances only - proposed treatment (rolling 12 month period)	5	55	9.1%	2.0%	2.0%
% of courses of treatment with removable appliances only - completed treatment (rolling 12 month period)	3	46	6.5%	1.7%	1.5%
% of patients satisfied with the treatment they have received (rolling 12 month period)	1	1	100.0%	94.9%	96.0%

\* Figures in italics indicate that the base number is less than 100.



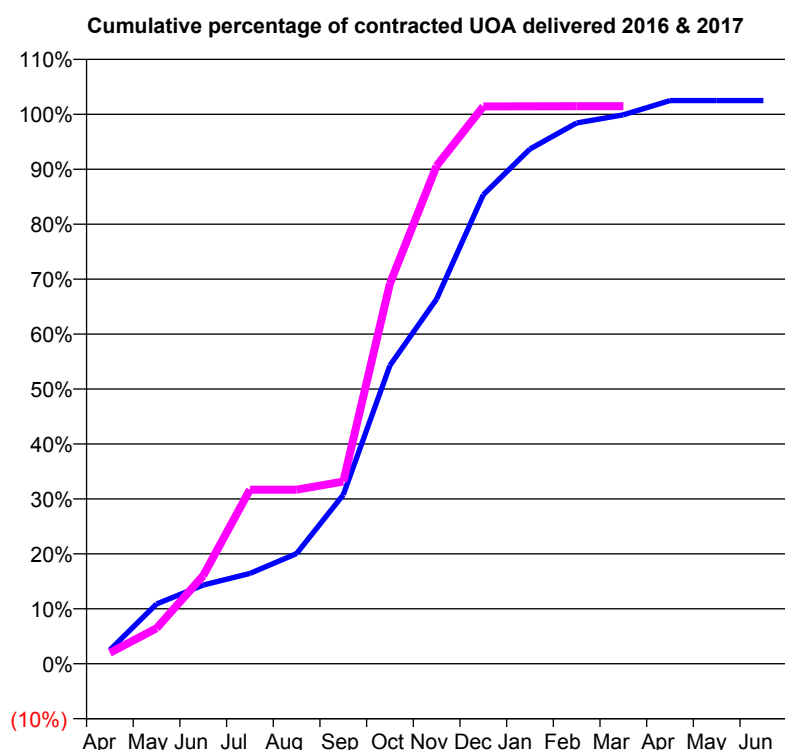
**Q61 - Vital Signs Orthodontic At a Glance Contract Report for 555770/0002 - March 2017**

Name or company name	MR GI GILBERT
Contract type name	PDS Contract
Purpose of contract	Orthodontic
Contract start date	04/11/2006
Contract end date	31/03/2019

16/17 Contracted general activity (UDA)	0
Carry forward general activity (UDA)	0
16/17 Contracted orthodontic activity (UOA)	4,233
Carry forward orthodontic activity (UOA)	-85
Baseline contract value	£281,870.21

**ACCESS**

	Contract	England and Wales
24 month ratio of assessments to patient IDs	1.05	1.09

**ACTIVITY**


Month	Adjusted Scheduled Activity (UOA)	
	2016	2017
April	106	85
May	461	274
June	607	679
July	696	1,341
August	849	1,341
September	1,302	1,404
October	2,298	2,929
November	2,810	3,836
December	3,613	4,293
January	3,966	4,294
February	4,166	4,295
March	4,229	4,295
April	4,338	
May	4,338	
June	4,338	

**QUALITY**

	Contract Quantity	Contract Base Number	Contract *	Region	England
% of all assessments that were assess and fit appliances (rolling 12 month period)	244	292	83.6%	55.7%	56.6%
% of all assessments that were assess and refuse (rolling 12 month period)	4	292	1.4%	14.9%	11.8%
% of all assessments that were assess and review (rolling 12 month period)	44	292	15.1%	29.4%	31.6%
% of terminated courses where treatment was abandoned or discontinued (rolling 12 month period)	6	176	3.4%	6.5%	7.7%
% of completed treatments indicating that PAR score was taken (year to date)	85	170	50.0%	69.6%	58.4%
Rate of removable appliances per 100 fixed appliances - proposed treatment (rolling 12 month period)	16	448	3.57	4.02	5.64
Rate of removable appliances per 100 fixed appliances - completed treatment (rolling 12 month period)	125	265	47.17	4.09	4.81
% of courses of treatment with removable appliances only - proposed treatment (rolling 12 month period)	14	244	5.7%	2.0%	2.0%
% of courses of treatment with removable appliances only - completed treatment (rolling 12 month period)	14	170	8.2%	1.7%	1.5%
% of patients satisfied with the treatment they have received (rolling 12 month period)	13	14	92.9%	94.9%	96.0%

\* Figures in italics indicate that the base number is less than 100.

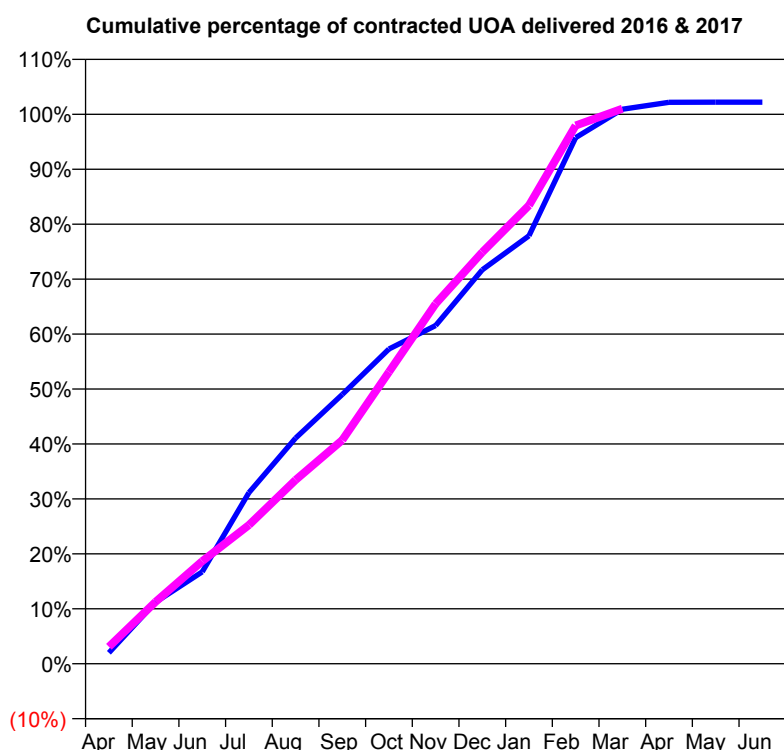
**Q61 - Vital Signs Orthodontic At a Glance Contract Report for 556459/0002 - March 2017**

Name or company name	MR GP DINDOL
Contract type name	GDS Contract
Purpose of contract	General and Orthodontic
Contract start date	19/07/2008
Contract end date	

16/17 Contracted general activity (UDA)	5,459
Carry forward general activity (UDA)	-109
16/17 Contracted orthodontic activity (UOA)	2,491
Carry forward orthodontic activity (UOA)	-50
Baseline contract value	£518,234.20

**ACCESS**

	Contract	England and Wales
24 month ratio of assessments to patient IDs	1.10	1.09

**ACTIVITY**


Month	Adjusted Scheduled Activity (UOA)	
	2016	2017
April	50	77
May	279	281
June	417	465
July	776	629
August	1,023	833
September	1,221	1,014
October	1,427	1,323
November	1,533	1,632
December	1,786	1,866
January	1,940	2,078
February	2,385	2,440
March	2,514	2,516
April	2,545	
May	2,546	
June	2,546	

**QUALITY**

	Contract Quantity	Contract Base Number	Contract *	Region	England
% of all assessments that were assess and fit appliances (rolling 12 month period)	106	426	24.9%	55.7%	56.6%
% of all assessments that were assess and refuse (rolling 12 month period)	97	426	22.8%	14.9%	11.8%
% of all assessments that were assess and review (rolling 12 month period)	223	426	52.3%	29.4%	31.6%
% of terminated courses where treatment was abandoned or discontinued (rolling 12 month period)	16	127	12.6%	6.5%	7.7%
% of completed treatments indicating that PAR score was taken (year to date)	26	111	23.4%	69.6%	58.4%
Rate of removable appliances per 100 fixed appliances - proposed treatment (rolling 12 month period)	0	0	N/A	4.02	5.64
Rate of removable appliances per 100 fixed appliances - completed treatment (rolling 12 month period)	0	0	N/A	4.09	4.81
% of courses of treatment with removable appliances only - proposed treatment (rolling 12 month period)	0	106	0.0%	2.0%	2.0%
% of courses of treatment with removable appliances only - completed treatment (rolling 12 month period)	0	111	0.0%	1.7%	1.5%
% of patients satisfied with the treatment they have received (rolling 12 month period)	2	2	100.0%	94.9%	96.0%

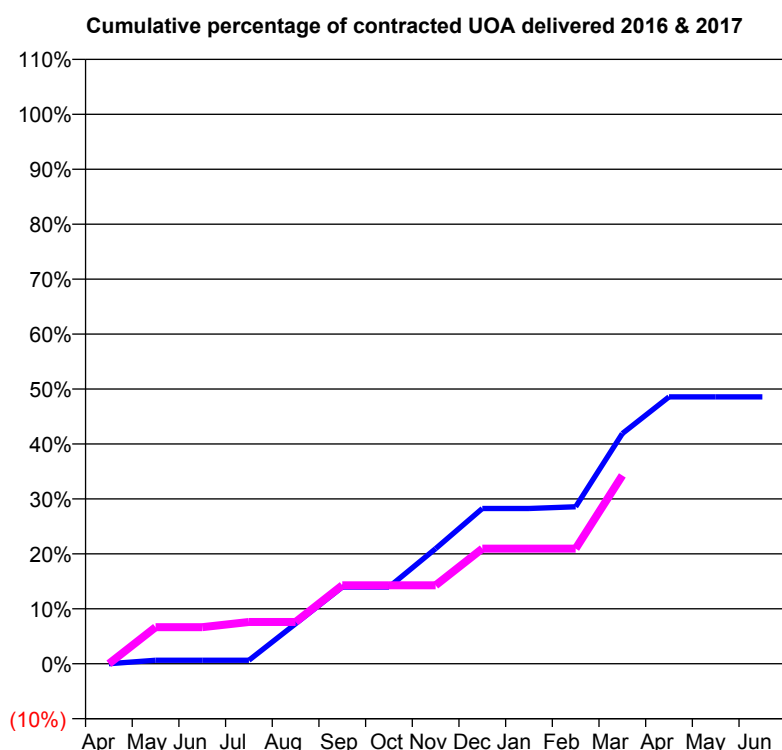
\* Figures in italics indicate that the base number is less than 100.

**Q61 - Vital Signs Orthodontic At a Glance Contract Report for 574732/0001 - March 2017**

Name or company name	MR B LILADHAR
Contract type name	GDS Contract
Purpose of contract	General and Orthodontic
Contract start date	01/04/2006
Contract end date	

16/17 Contracted general activity (UDA)	3,503
Carry forward general activity (UDA)	0
16/17 Contracted orthodontic activity (UOA)	315
Carry forward orthodontic activity (UOA)	0
Baseline contract value	£127,429.86

ACCESS	Contract	England and Wales
24 month ratio of assessments to patient IDs	1.05	1.09

**ACTIVITY**


Month	Adjusted Scheduled Activity (UOA)	
	2016	2017
April	0	0
May	2	21
June	2	21
July	2	24
August	23	24
September	44	45
October	44	45
November	66	45
December	89	66
January	89	66
February	90	66
March	132	108
April	153	
May	153	
June	153	

QUALITY	Contract Quantity	Contract Base Number	Contract *	Region	England
% of all assessments that were assess and fit appliances (rolling 12 month period)	6	9	66.7%	55.7%	56.6%
% of all assessments that were assess and refuse (rolling 12 month period)	1	9	11.1%	14.9%	11.8%
% of all assessments that were assess and review (rolling 12 month period)	2	9	22.2%	29.4%	31.6%
% of terminated courses where treatment was abandoned or discontinued (rolling 12 month period)	0	1	0.0%	6.5%	7.7%
% of completed treatments indicating that PAR score was taken (year to date)	1	1	100.0%	69.6%	58.4%
Rate of removable appliances per 100 fixed appliances - proposed treatment (rolling 12 month period)	0	11	0.00	4.02	5.64
Rate of removable appliances per 100 fixed appliances - completed treatment (rolling 12 month period)	0	2	0.00	4.09	4.81
% of courses of treatment with removable appliances only - proposed treatment (rolling 12 month period)	0	6	0.0%	2.0%	2.0%
% of courses of treatment with removable appliances only - completed treatment (rolling 12 month period)	0	1	0.0%	1.7%	1.5%
% of patients satisfied with the treatment they have received (rolling 12 month period)	0	0	N/A	94.9%	96.0%

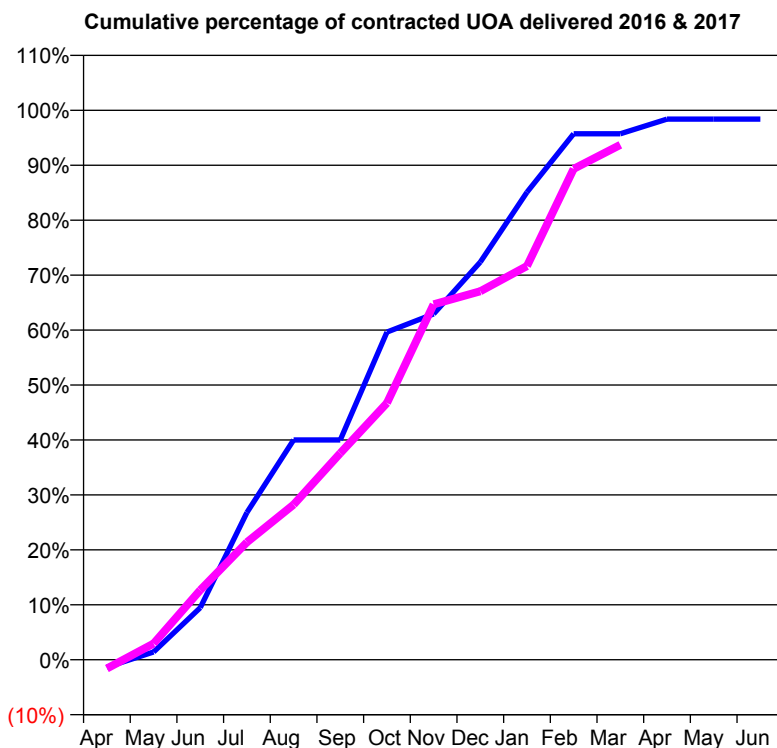
\* Figures in italics indicate that the base number is less than 100.

**Q61 - Vital Signs Orthodontic At a Glance Contract Report for 575135/0001 - March 2017**

Name or company name	MRS LC LYONS	16/17 Contracted general activity (UDA)	0
Contract type name	PDS Contract	Carry forward general activity (UDA)	0
Purpose of contract	Orthodontic	16/17 Contracted orthodontic activity (UOA)	3,152
Contract start date	01/04/2006	Carry forward orthodontic activity (UOA)	51
Contract end date	31/03/2019	Baseline contract value	£209,815.65

**ACCESS**

	Contract	England and Wales
24 month ratio of assessments to patient IDs	1.33	1.09

**ACTIVITY**


Month	Adjusted Scheduled Activity (UOA)	
	2016	2017
April	-43	-51
May	45	93
June	299	400
July	845	674
August	1,261	890
September	1,261	1,185
October	1,880	1,473
November	1,984	2,039
December	2,281	2,114
January	2,682	2,258
February	3,017	2,816
March	3,017	2,954
April	3,101	
May	3,101	
June	3,101	

**QUALITY**

	Contract Quantity	Contract Base Number	Contract *	Region	England
% of all assessments that were assess and fit appliances (rolling 12 month period)	134	409	32.8%	55.7%	56.6%
% of all assessments that were assess and refuse (rolling 12 month period)	59	409	14.4%	14.9%	11.8%
% of all assessments that were assess and review (rolling 12 month period)	216	409	52.8%	29.4%	31.6%
% of terminated courses where treatment was abandoned or discontinued (rolling 12 month period)	33	96	34.4%	6.5%	7.7%
% of completed treatments indicating that PAR score was taken (year to date)	61	63	96.8%	69.6%	58.4%
Rate of removable appliances per 100 fixed appliances - proposed treatment (rolling 12 month period)	27	262	10.31	4.02	5.64
Rate of removable appliances per 100 fixed appliances - completed treatment (rolling 12 month period)	9	116	7.76	4.09	4.81
% of courses of treatment with removable appliances only - proposed treatment (rolling 12 month period)	1	134	0.7%	2.0%	2.0%
% of courses of treatment with removable appliances only - completed treatment (rolling 12 month period)	1	63	1.6%	1.7%	1.5%
% of patients satisfied with the treatment they have received (rolling 12 month period)	5	5	100.0%	94.9%	96.0%

\* Figures in italics indicate that the base number is less than 100.

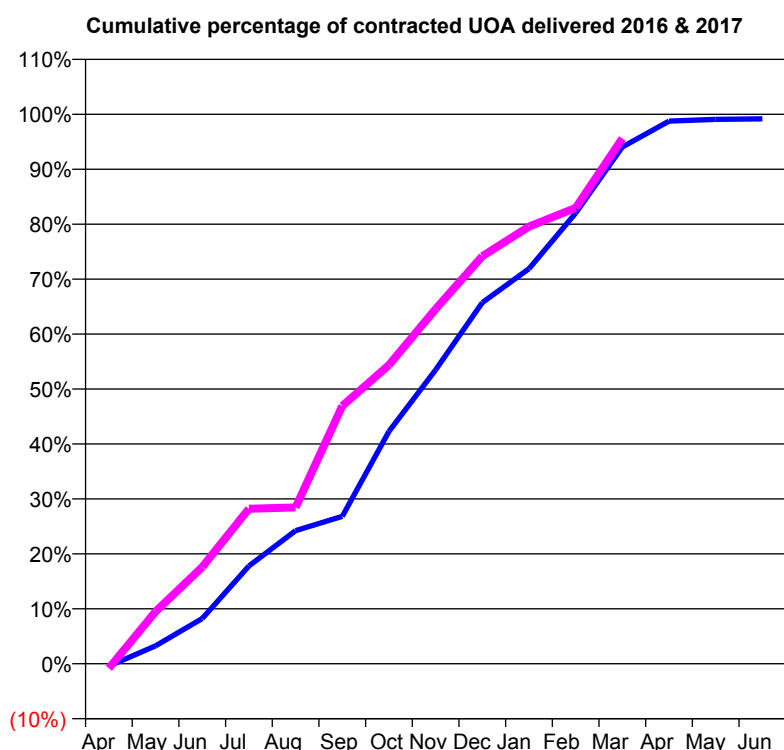
**Q61 - Vital Signs Orthodontic At a Glance Contract Report for 631752/0002 - March 2017**

Name or company name	MR HA PATEL
Contract type name	PDS Contract
Purpose of contract	Orthodontic
Contract start date	01/04/2006
Contract end date	31/03/2019

16/17 Contracted general activity (UDA)	0
Carry forward general activity (UDA)	0
16/17 Contracted orthodontic activity (UOA)	19,261
Carry forward orthodontic activity (UOA)	161
Baseline contract value	£1,248,985.78

**ACCESS**

	Contract	England and Wales
24 month ratio of assessments to patient IDs	1.02	1.09

**ACTIVITY**


Month	Adjusted Scheduled Activity (UOA)	
	2016	2017
April	-88	-161
May	629	1,829
June	1,585	3,393
July	3,430	5,434
August	4,668	5,481
September	5,167	9,037
October	8,145	10,471
November	10,302	12,435
December	12,662	14,286
January	13,848	15,325
February	15,795	15,978
March	18,115	18,412
April	19,021	
May	19,080	
June	19,100	

**QUALITY**

	Contract Quantity	Contract Base Number	Contract *	Region	England
% of all assessments that were assess and fit appliances (rolling 12 month period)	890	1,942	45.8%	55.7%	56.6%
% of all assessments that were assess and refuse (rolling 12 month period)	556	1,942	28.6%	14.9%	11.8%
% of all assessments that were assess and review (rolling 12 month period)	496	1,942	25.5%	29.4%	31.6%
% of terminated courses where treatment was abandoned or discontinued (rolling 12 month period)	25	1,511	1.7%	6.5%	7.7%
% of completed treatments indicating that PAR score was taken (year to date)	765	832	91.9%	69.6%	58.4%
Rate of removable appliances per 100 fixed appliances - proposed treatment (rolling 12 month period)	121	1,758	6.88	4.02	5.64
Rate of removable appliances per 100 fixed appliances - completed treatment (rolling 12 month period)	258	2,886	8.94	4.09	4.81
% of courses of treatment with removable appliances only - proposed treatment (rolling 12 month period)	10	890	1.1%	2.0%	2.0%
% of courses of treatment with removable appliances only - completed treatment (rolling 12 month period)	29	1,486	2.0%	1.7%	1.5%
% of patients satisfied with the treatment they have received (rolling 12 month period)	43	44	97.7%	94.9%	96.0%

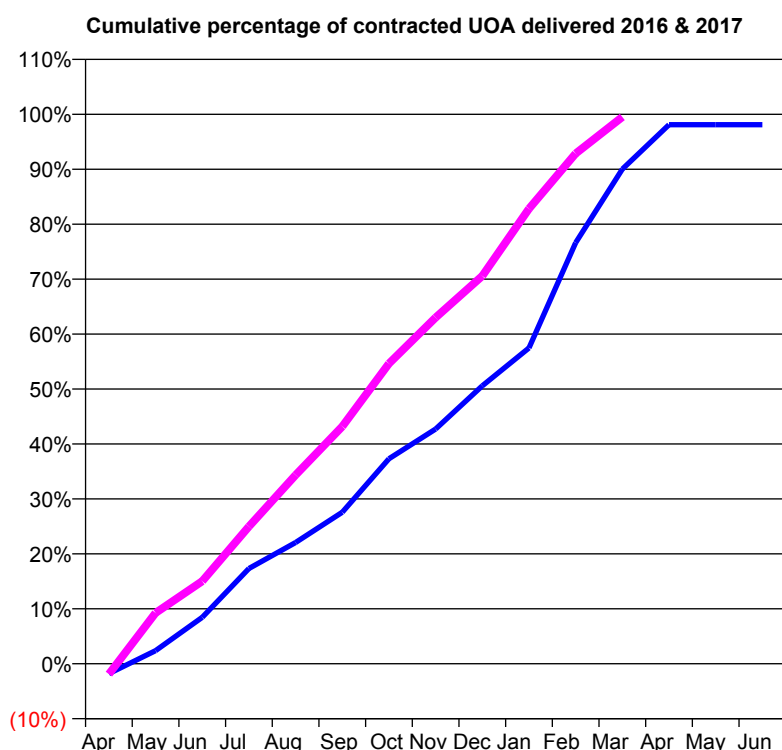
\* Figures in italics indicate that the base number is less than 100.

**Q61 - Vital Signs Orthodontic At a Glance Contract Report for 631752/0003 - March 2017**

Name or company name	MR HA PATEL	16/17 Contracted general activity (UDA)	0
Contract type name	PDS Contract	Carry forward general activity (UDA)	0
Purpose of contract	Orthodontic	16/17 Contracted orthodontic activity (UOA)	18,029
Contract start date	01/04/2006	Carry forward orthodontic activity (UOA)	343
Contract end date	31/03/2019	Baseline contract value	£1,196,161.45

**ACCESS**

	Contract	England and Wales
24 month ratio of assessments to patient IDs	1.01	1.09

**ACTIVITY**


Month	Adjusted Scheduled Activity (UOA)	
	2016	2017
April	-324	-343
May	432	1,668
June	1,523	2,712
July	3,125	4,506
August	3,980	6,191
September	4,974	7,785
October	6,726	9,852
November	7,704	11,358
December	9,118	12,727
January	10,362	14,932
February	13,815	16,740
March	16,228	17,941
April	17,686	
May	17,686	
June	17,686	

**QUALITY**

	Contract Quantity	Contract Base Number	Contract *	Region	England
% of all assessments that were assess and fit appliances (rolling 12 month period)	918	1,790	51.3%	55.7%	56.6%
% of all assessments that were assess and refuse (rolling 12 month period)	373	1,790	20.8%	14.9%	11.8%
% of all assessments that were assess and review (rolling 12 month period)	499	1,790	27.9%	29.4%	31.6%
% of terminated courses where treatment was abandoned or discontinued (rolling 12 month period)	162	1,290	12.6%	6.5%	7.7%
% of completed treatments indicating that PAR score was taken (year to date)	1,068	1,124	95.0%	69.6%	58.4%
Rate of removable appliances per 100 fixed appliances - proposed treatment (rolling 12 month period)	104	1,784	5.83	4.02	5.64
Rate of removable appliances per 100 fixed appliances - completed treatment (rolling 12 month period)	144	2,192	6.57	4.09	4.81
% of courses of treatment with removable appliances only - proposed treatment (rolling 12 month period)	16	918	1.7%	2.0%	2.0%
% of courses of treatment with removable appliances only - completed treatment (rolling 12 month period)	8	1,128	0.7%	1.7%	1.5%
% of patients satisfied with the treatment they have received (rolling 12 month period)	21	26	80.8%	94.9%	96.0%

\* Figures in italics indicate that the base number is less than 100.

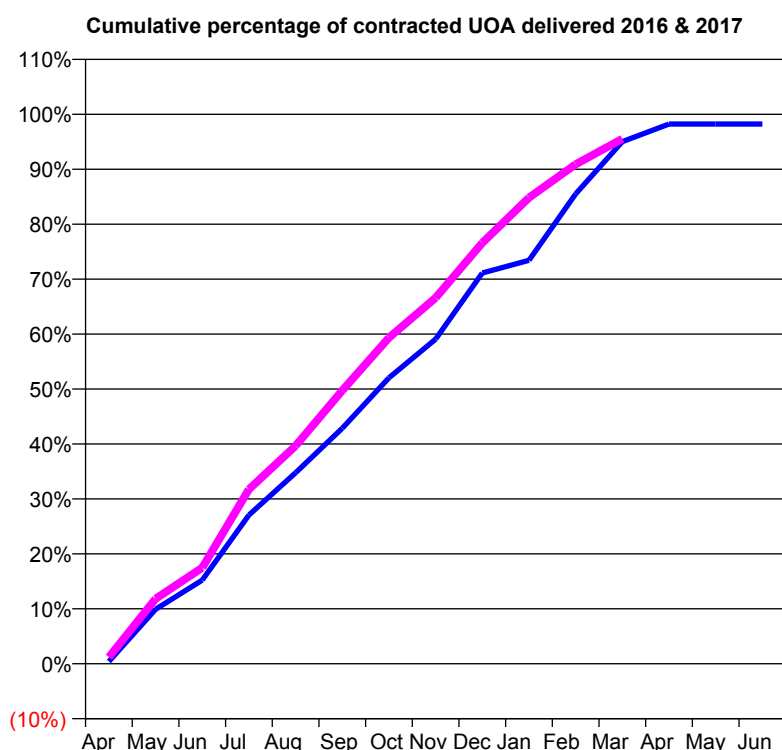
**Q61 - Vital Signs Orthodontic At a Glance Contract Report for 631752/0004 - March 2017**

Name or company name	MR HA PATEL
Contract type name	PDS Contract
Purpose of contract	Orthodontic
Contract start date	01/04/2006
Contract end date	31/03/2019

16/17 Contracted general activity (UDA)	0
Carry forward general activity (UDA)	0
16/17 Contracted orthodontic activity (UOA)	25,678
Carry forward orthodontic activity (UOA)	454
Baseline contract value	£1,712,853.46

**ACCESS**

	Contract	England and Wales
24 month ratio of assessments to patient IDs	1.01	1.09

**ACTIVITY**


Month	Adjusted Scheduled Activity (UOA)	
	2016	2017
April	108	310
May	2,546	3,035
June	3,912	4,492
July	6,950	8,154
August	8,924	10,188
September	11,008	12,769
October	13,360	15,239
November	15,172	17,102
December	18,258	19,671
January	18,850	21,784
February	21,953	23,337
March	24,396	24,530
April	25,224	
May	25,224	
June	25,224	

**QUALITY**

	Contract Quantity	Contract Base Number	Contract *	Region	England
% of all assessments that were assess and fit appliances (rolling 12 month period)	1,209	1,852	65.3%	55.7%	56.6%
% of all assessments that were assess and refuse (rolling 12 month period)	284	1,852	15.3%	14.9%	11.8%
% of all assessments that were assess and review (rolling 12 month period)	359	1,852	19.4%	29.4%	31.6%
% of terminated courses where treatment was abandoned or discontinued (rolling 12 month period)	49	1,140	4.3%	6.5%	7.7%
% of completed treatments indicating that PAR score was taken (year to date)	1,064	1,090	97.6%	69.6%	58.4%
Rate of removable appliances per 100 fixed appliances - proposed treatment (rolling 12 month period)	95	2,391	3.97	4.02	5.64
Rate of removable appliances per 100 fixed appliances - completed treatment (rolling 12 month period)	114	2,143	5.32	4.09	4.81
% of courses of treatment with removable appliances only - proposed treatment (rolling 12 month period)	10	1,209	0.8%	2.0%	2.0%
% of courses of treatment with removable appliances only - completed treatment (rolling 12 month period)	13	1,091	1.2%	1.7%	1.5%
% of patients satisfied with the treatment they have received (rolling 12 month period)	31	32	96.9%	94.9%	96.0%

\* Figures in italics indicate that the base number is less than 100.

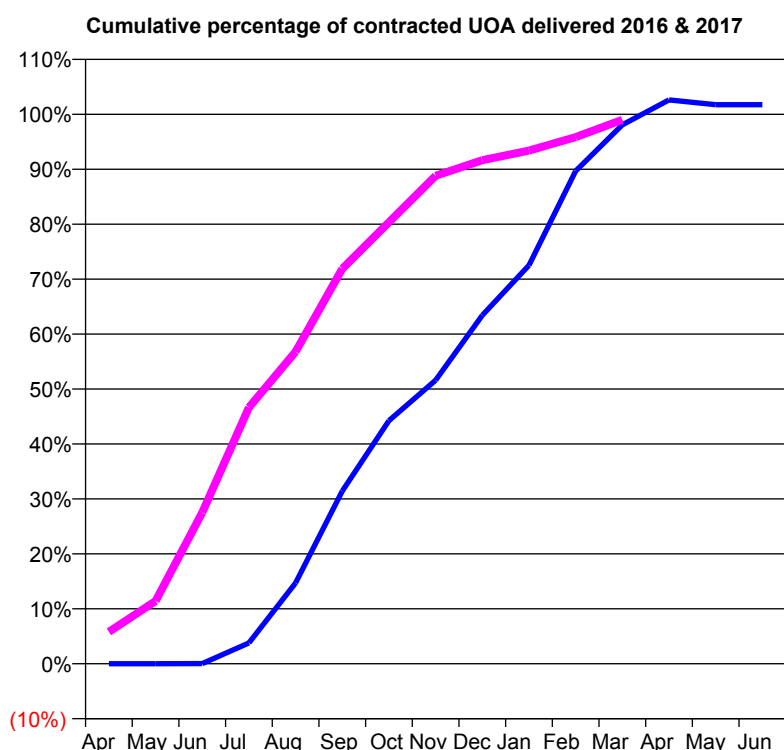
**Q61 - Vital Signs Orthodontic At a Glance Contract Report for 631752/0005 - March 2017**

Name or company name	Angle House Orthodontics Ltd.
Contract type name	PDS Contract
Purpose of contract	Orthodontic
Contract start date	01/04/2015
Contract end date	31/03/2019

16/17 Contracted general activity (UDA)	0
Carry forward general activity (UDA)	0
16/17 Contracted orthodontic activity (UOA)	6,000
Carry forward orthodontic activity (UOA)	-105
Baseline contract value	£360,234.31

**ACCESS**

	Contract	England and Wales
24 month ratio of assessments to patient IDs	1.00	1.09

**ACTIVITY**


Month	Adjusted Scheduled Activity (UOA)	
	2016	2017
April	0	348
May	0	685
June	2	1,652
July	228	2,799
August	883	3,408
September	1,886	4,313
October	2,655	4,821
November	3,096	5,328
December	3,805	5,498
January	4,351	5,603
February	5,380	5,750
March	5,884	5,940
April	6,157	
May	6,105	
June	6,105	

**QUALITY**

	Contract Quantity	Contract Base Number	Contract *	Region	England
% of all assessments that were assess and fit appliances (rolling 12 month period)	294	417	70.5%	55.7%	56.6%
% of all assessments that were assess and refuse (rolling 12 month period)	99	417	23.7%	14.9%	11.8%
% of all assessments that were assess and review (rolling 12 month period)	24	417	5.8%	29.4%	31.6%
% of terminated courses where treatment was abandoned or discontinued (rolling 12 month period)	3	43	7.0%	6.5%	7.7%
% of completed treatments indicating that PAR score was taken (year to date)	31	39	79.5%	69.6%	58.4%
Rate of removable appliances per 100 fixed appliances - proposed treatment (rolling 12 month period)	24	567	4.23	4.02	5.64
Rate of removable appliances per 100 fixed appliances - completed treatment (rolling 12 month period)	8	62	12.90	4.09	4.81
% of courses of treatment with removable appliances only - proposed treatment (rolling 12 month period)	10	294	3.4%	2.0%	2.0%
% of courses of treatment with removable appliances only - completed treatment (rolling 12 month period)	8	40	20.0%	1.7%	1.5%
% of patients satisfied with the treatment they have received (rolling 12 month period)	8	8	100.0%	94.9%	96.0%

\* Figures in italics indicate that the base number is less than 100.

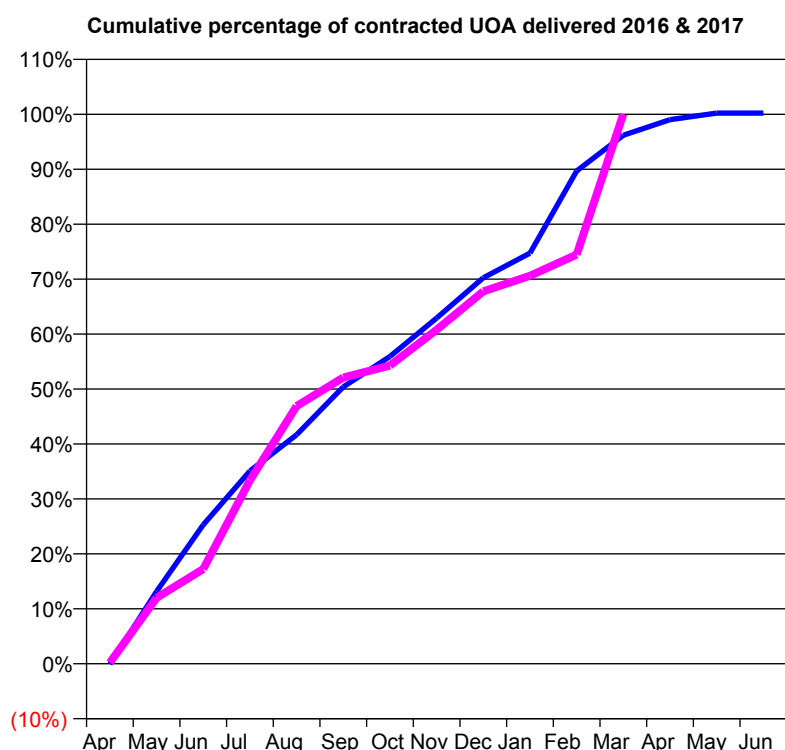


**Q61 - Vital Signs Orthodontic At a Glance Contract Report for 638390/0001 - March 2017**

Name or company name	MRS RS YAQOOB	16/17 Contracted general activity (UDA)	0
Contract type name	PDS Contract	Carry forward general activity (UDA)	0
Purpose of contract	Orthodontic	16/17 Contracted orthodontic activity (UOA)	6,017
Contract start date	01/04/2006	Carry forward orthodontic activity (UOA)	-12
Contract end date	31/03/2019	Baseline contract value	£397,753.25

**ACCESS**

	Contract	England and Wales
24 month ratio of assessments to patient IDs	1.04	1.09

**ACTIVITY**


Month	Adjusted Scheduled Activity (UOA)	
	2016	2017
April	-5	12
May	792	722
June	1,522	1,038
July	2,110	2,009
August	2,508	2,821
September	3,032	3,134
October	3,365	3,265
November	3,786	3,657
December	4,226	4,078
January	4,497	4,249
February	5,396	4,480
March	5,788	6,020
April	5,958	
May	6,030	
June	6,029	

**QUALITY**

	Contract Quantity	Contract Base Number	Contract *	Region	England
% of all assessments that were assess and fit appliances (rolling 12 month period)	312	603	51.7%	55.7%	56.6%
% of all assessments that were assess and refuse (rolling 12 month period)	136	603	22.6%	14.9%	11.8%
% of all assessments that were assess and review (rolling 12 month period)	155	603	25.7%	29.4%	31.6%
% of terminated courses where treatment was abandoned or discontinued (rolling 12 month period)	10	267	3.7%	6.5%	7.7%
% of completed treatments indicating that PAR score was taken (year to date)	245	257	95.3%	69.6%	58.4%
Rate of removable appliances per 100 fixed appliances - proposed treatment (rolling 12 month period)	15	553	2.71	4.02	5.64
Rate of removable appliances per 100 fixed appliances - completed treatment (rolling 12 month period)	8	508	1.57	4.09	4.81
% of courses of treatment with removable appliances only - proposed treatment (rolling 12 month period)	2	312	0.6%	2.0%	2.0%
% of courses of treatment with removable appliances only - completed treatment (rolling 12 month period)	0	257	0.0%	1.7%	1.5%
% of patients satisfied with the treatment they have received (rolling 12 month period)	3	3	100.0%	94.9%	96.0%

\* Figures in italics indicate that the base number is less than 100.

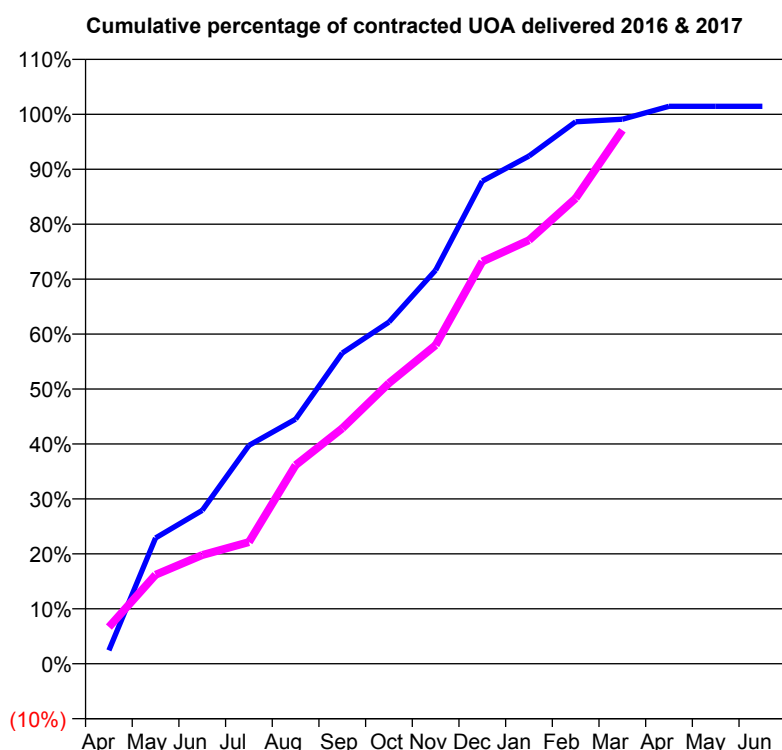
**Q61 - Vital Signs Orthodontic At a Glance Contract Report for 650242/0001 - March 2017**

Name or company name	MR H SHAH
Contract type name	GDS Contract
Purpose of contract	General and Orthodontic
Contract start date	01/04/2006
Contract end date	

16/17 Contracted general activity (UDA)	27,477
Carry forward general activity (UDA)	-13
16/17 Contracted orthodontic activity (UOA)	1,314
Carry forward orthodontic activity (UOA)	-19
Baseline contract value	£886,923.03

**ACCESS**

	Contract	England and Wales
24 month ratio of assessments to patient IDs	1.14	1.09

**ACTIVITY**


Month	Adjusted Scheduled Activity (UOA)	
	2016	2017
April	32	88
May	301	213
June	367	260
July	522	291
August	585	475
September	743	563
October	817	671
November	941	762
December	1,154	962
January	1,214	1,013
February	1,296	1,113
March	1,302	1,276
April	1,333	
May	1,333	
June	1,333	

**QUALITY**

	Contract Quantity	Contract Base Number	Contract *	Region	England
% of all assessments that were assess and fit appliances (rolling 12 month period)	48	380	12.6%	55.7%	56.6%
% of all assessments that were assess and refuse (rolling 12 month period)	89	380	23.4%	14.9%	11.8%
% of all assessments that were assess and review (rolling 12 month period)	243	380	63.9%	29.4%	31.6%
% of terminated courses where treatment was abandoned or discontinued (rolling 12 month period)	8	68	11.8%	6.5%	7.7%
% of completed treatments indicating that PAR score was taken (year to date)	57	59	96.6%	69.6%	58.4%
Rate of removable appliances per 100 fixed appliances - proposed treatment (rolling 12 month period)	2	90	2.22	4.02	5.64
Rate of removable appliances per 100 fixed appliances - completed treatment (rolling 12 month period)	2	112	1.79	4.09	4.81
% of courses of treatment with removable appliances only - proposed treatment (rolling 12 month period)	2	48	4.2%	2.0%	2.0%
% of courses of treatment with removable appliances only - completed treatment (rolling 12 month period)	2	60	3.3%	1.7%	1.5%
% of patients satisfied with the treatment they have received (rolling 12 month period)	4	4	100.0%	94.9%	96.0%

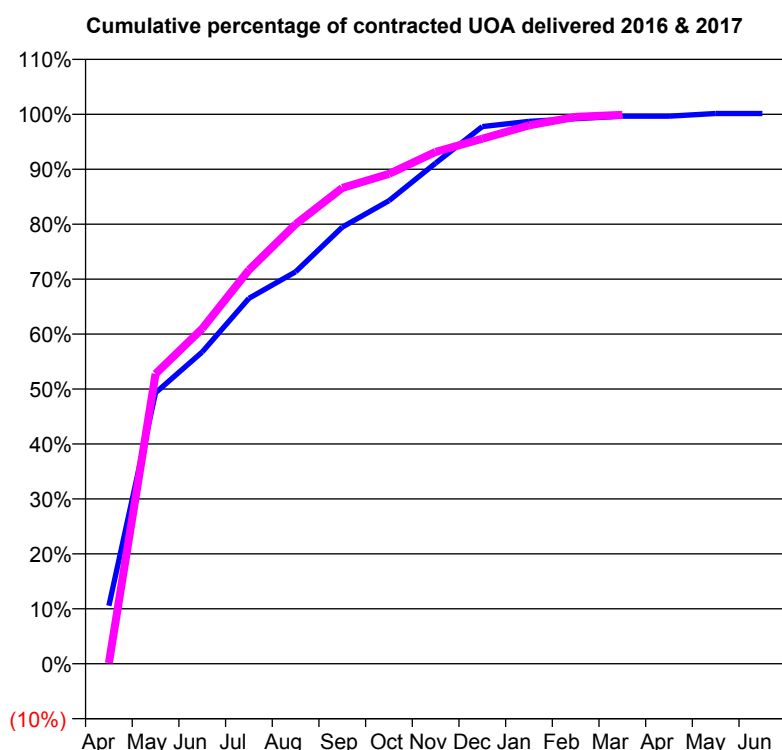
\* Figures in italics indicate that the base number is less than 100.

**Q61 - Vital Signs Orthodontic At a Glance Contract Report for 822507/0001 - March 2017**

Name or company name	MR Y DANIEL
Contract type name	PDS Contract
Purpose of contract	Orthodontic
Contract start date	01/04/2006
Contract end date	31/03/2018

16/17 Contracted general activity (UDA)	0
Carry forward general activity (UDA)	0
16/17 Contracted orthodontic activity (UOA)	4,417
Carry forward orthodontic activity (UOA)	-6
Baseline contract value	£286,382.36

ACCESS	Contract	England and Wales
24 month ratio of assessments to patient IDs	1.01	1.09

**ACTIVITY**


Month	Adjusted Scheduled Activity (UOA)	
	2016	2017
April	467	6
May	2,179	2,331
June	2,507	2,694
July	2,937	3,166
August	3,151	3,533
September	3,510	3,825
October	3,722	3,937
November	4,024	4,114
December	4,318	4,220
January	4,360	4,328
February	4,381	4,396
March	4,402	4,412
April	4,402	
May	4,423	
June	4,423	

QUALITY	Contract Quantity	Contract Base Number	Contract *	Region	England
% of all assessments that were assess and fit appliances (rolling 12 month period)	195	501	38.9%	55.7%	56.6%
% of all assessments that were assess and refuse (rolling 12 month period)	73	501	14.6%	14.9%	11.8%
% of all assessments that were assess and review (rolling 12 month period)	233	501	46.5%	29.4%	31.6%
% of terminated courses where treatment was abandoned or discontinued (rolling 12 month period)	9	156	5.8%	6.5%	7.7%
% of completed treatments indicating that PAR score was taken (year to date)	141	147	95.9%	69.6%	58.4%
Rate of removable appliances per 100 fixed appliances - proposed treatment (rolling 12 month period)	4	378	1.06	4.02	5.64
Rate of removable appliances per 100 fixed appliances - completed treatment (rolling 12 month period)	3	257	1.17	4.09	4.81
% of courses of treatment with removable appliances only - proposed treatment (rolling 12 month period)	1	195	0.5%	2.0%	2.0%
% of courses of treatment with removable appliances only - completed treatment (rolling 12 month period)	0	147	0.0%	1.7%	1.5%
% of patients satisfied with the treatment they have received (rolling 12 month period)	3	3	100.0%	94.9%	96.0%

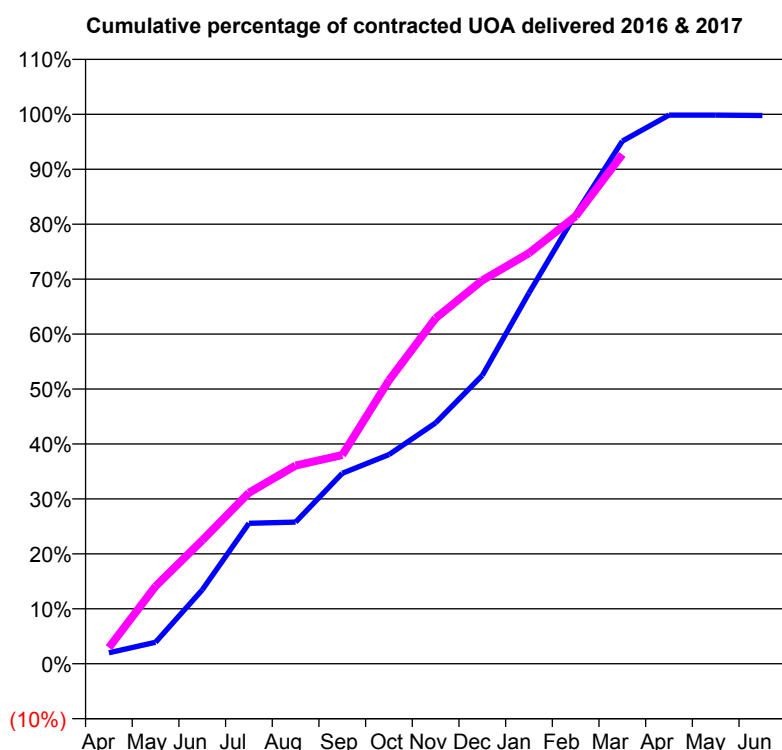
\* Figures in italics indicate that the base number is less than 100.

**Q61 - Vital Signs Orthodontic At a Glance Contract Report for 917079/0001 - March 2017**

Name or company name	MRS A LEE
Contract type name	GDS Contract
Purpose of contract	General and Orthodontic
Contract start date	01/04/2006
Contract end date	

16/17 Contracted general activity (UDA)	9,302
Carry forward general activity (UDA)	4
16/17 Contracted orthodontic activity (UOA)	1,353
Carry forward orthodontic activity (UOA)	3
Baseline contract value	£374,365.28

ACCESS	Contract	England and Wales
24 month ratio of assessments to patient IDs	1.05	1.09

**ACTIVITY**


Month	Adjusted Scheduled Activity (UOA)	
	2016	2017
April	27	40
May	53	191
June	182	304
July	346	421
August	349	488
September	469	514
October	515	698
November	593	851
December	710	944
January	913	1,011
February	1,107	1,102
March	1,287	1,254
April	1,351	
May	1,351	
June	1,350	

QUALITY	Contract Quantity	Contract Base Number	Contract *	Region	England
% of all assessments that were assess and fit appliances (rolling 12 month period)	62	134	46.3%	55.7%	56.6%
% of all assessments that were assess and refuse (rolling 12 month period)	33	134	24.6%	14.9%	11.8%
% of all assessments that were assess and review (rolling 12 month period)	39	134	29.1%	29.4%	31.6%
% of terminated courses where treatment was abandoned or discontinued (rolling 12 month period)	2	50	4.0%	6.5%	7.7%
% of completed treatments indicating that PAR score was taken (year to date)	45	48	93.8%	69.6%	58.4%
Rate of removable appliances per 100 fixed appliances - proposed treatment (rolling 12 month period)	20	118	16.95	4.02	5.64
Rate of removable appliances per 100 fixed appliances - completed treatment (rolling 12 month period)	0	0	N/A	4.09	4.81
% of courses of treatment with removable appliances only - proposed treatment (rolling 12 month period)	2	62	3.2%	2.0%	2.0%
% of courses of treatment with removable appliances only - completed treatment (rolling 12 month period)	0	48	0.0%	1.7%	1.5%
% of patients satisfied with the treatment they have received (rolling 12 month period)	1	1	100.0%	94.9%	96.0%

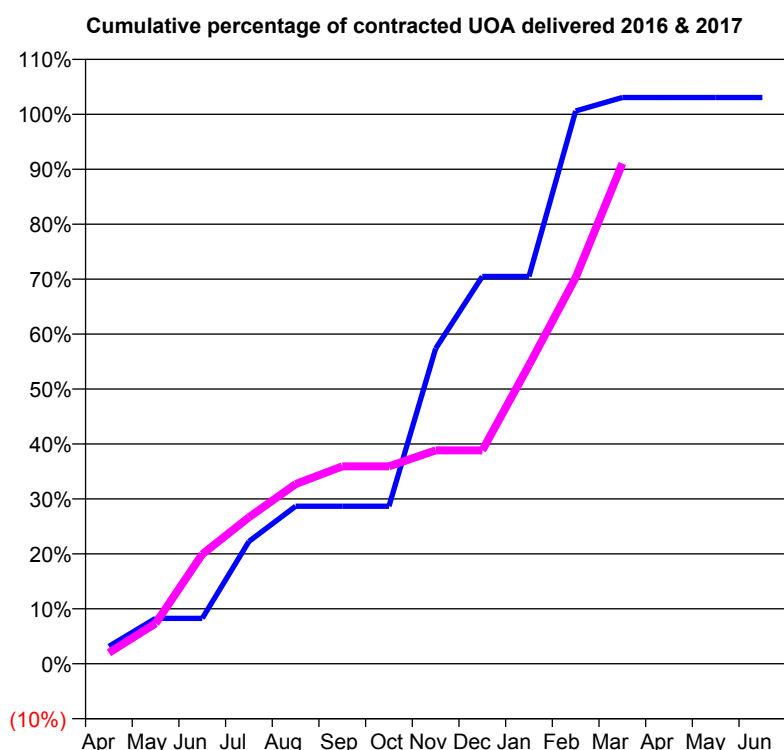
\* Figures in italics indicate that the base number is less than 100.

**Q61 - Vital Signs Orthodontic At a Glance Contract Report for 925152/0001 - March 2017**

Name or company name	MR GP MANCINI
Contract type name	PDS Contract
Purpose of contract	Orthodontic
Contract start date	01/04/2006
Contract end date	31/03/2019

16/17 Contracted general activity (UDA)	0
Carry forward general activity (UDA)	0
16/17 Contracted orthodontic activity (UOA)	6,106
Carry forward orthodontic activity (UOA)	-122
Baseline contract value	£395,943.56

ACCESS	Contract	England and Wales
24 month ratio of assessments to patient IDs	1.06	1.09

**ACTIVITY**


Month	Adjusted Scheduled Activity (UOA)	
	2016	2017
April	193	122
May	505	448
June	505	1,217
July	1,360	1,627
August	1,751	1,997
September	1,751	2,194
October	1,751	2,194
November	3,502	2,372
December	4,304	2,372
January	4,304	3,319
February	6,143	4,292
March	6,292	5,559
April	6,292	
May	6,292	
June	6,292	

QUALITY	Contract Quantity	Contract Base Number	Contract *	Region	England
% of all assessments that were assess and fit appliances (rolling 12 month period)	255	371	68.7%	55.7%	56.6%
% of all assessments that were assess and refuse (rolling 12 month period)	33	371	8.9%	14.9%	11.8%
% of all assessments that were assess and review (rolling 12 month period)	83	371	22.4%	29.4%	31.6%
% of terminated courses where treatment was abandoned or discontinued (rolling 12 month period)	7	164	4.3%	6.5%	7.7%
% of completed treatments indicating that PAR score was taken (year to date)	143	157	91.1%	69.6%	58.4%
Rate of removable appliances per 100 fixed appliances - proposed treatment (rolling 12 month period)	12	501	2.40	4.02	5.64
Rate of removable appliances per 100 fixed appliances - completed treatment (rolling 12 month period)	10	310	3.23	4.09	4.81
% of courses of treatment with removable appliances only - proposed treatment (rolling 12 month period)	2	255	0.8%	2.0%	2.0%
% of courses of treatment with removable appliances only - completed treatment (rolling 12 month period)	2	157	1.3%	1.7%	1.5%
% of patients satisfied with the treatment they have received (rolling 12 month period)	4	4	100.0%	94.9%	96.0%

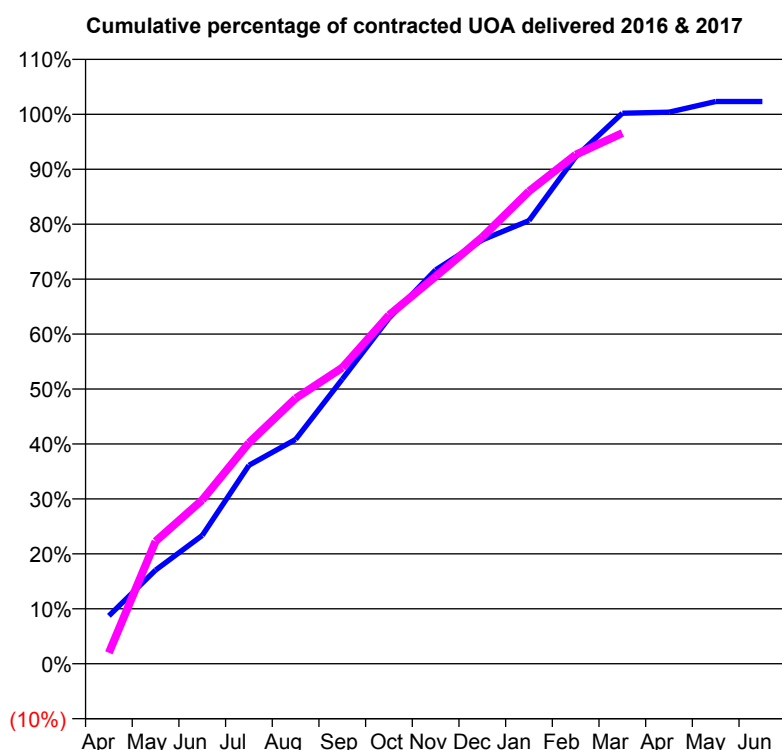
\* Figures in italics indicate that the base number is less than 100.

**Q61 - Vital Signs Orthodontic At a Glance Contract Report for 967114/0001 - March 2017**

Name or company name	MR A BOU SABA
Contract type name	PDS Contract
Purpose of contract	Orthodontic
Contract start date	24/01/2007
Contract end date	31/03/2019

16/17 Contracted general activity (UDA)	0
Carry forward general activity (UDA)	0
16/17 Contracted orthodontic activity (UOA)	4,295
Carry forward orthodontic activity (UOA)	-86
Baseline contract value	£285,836.61

ACCESS	Contract	England and Wales
24 month ratio of assessments to patient IDs	1.01	1.09

**ACTIVITY**


Month	Adjusted Scheduled Activity (UOA)	
	2016	2017
April	375	86
May	732	957
June	1,003	1,280
July	1,551	1,726
August	1,754	2,075
September	2,225	2,314
October	2,701	2,725
November	3,078	3,027
December	3,313	3,335
January	3,464	3,693
February	3,962	3,979
March	4,303	4,148
April	4,311	
May	4,395	
June	4,395	

QUALITY	Contract Quantity	Contract Base Number	Contract *	Region	England
% of all assessments that were assess and fit appliances (rolling 12 month period)	182	548	33.2%	55.7%	56.6%
% of all assessments that were assess and refuse (rolling 12 month period)	164	548	29.9%	14.9%	11.8%
% of all assessments that were assess and review (rolling 12 month period)	202	548	36.9%	29.4%	31.6%
% of terminated courses where treatment was abandoned or discontinued (rolling 12 month period)	28	182	15.4%	6.5%	7.7%
% of completed treatments indicating that PAR score was taken (year to date)	84	154	54.5%	69.6%	58.4%
Rate of removable appliances per 100 fixed appliances - proposed treatment (rolling 12 month period)	2	355	0.56	4.02	5.64
Rate of removable appliances per 100 fixed appliances - completed treatment (rolling 12 month period)	4	298	1.34	4.09	4.81
% of courses of treatment with removable appliances only - proposed treatment (rolling 12 month period)	2	182	1.1%	2.0%	2.0%
% of courses of treatment with removable appliances only - completed treatment (rolling 12 month period)	4	154	2.6%	1.7%	1.5%
% of patients satisfied with the treatment they have received (rolling 12 month period)	6	6	100.0%	94.9%	96.0%

\* Figures in italics indicate that the base number is less than 100.

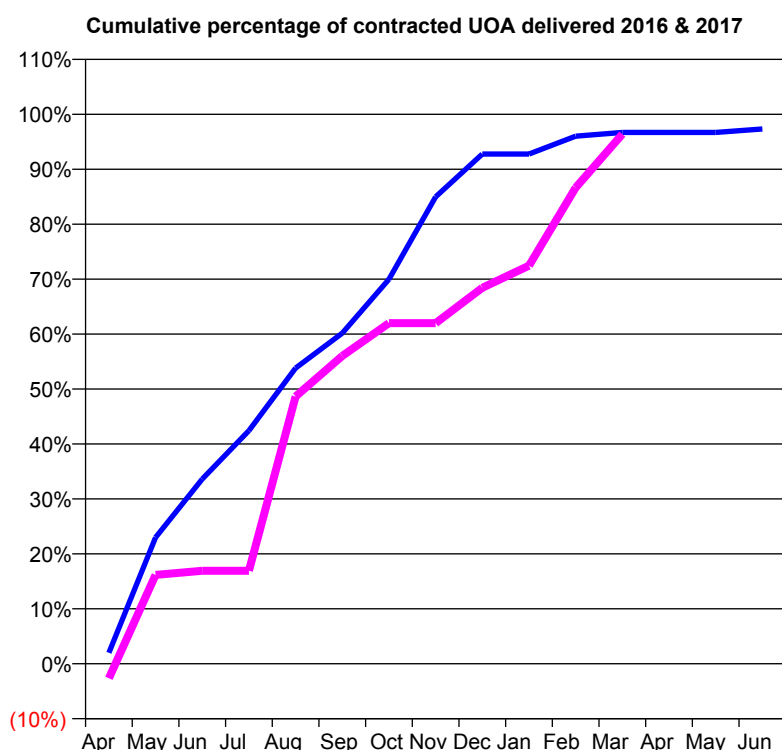
**Q61 - Vital Signs Orthodontic At a Glance Contract Report for 968994/0001 - March 2017**

Name or company name	MR A ALVANOS
Contract type name	PDS Contract
Purpose of contract	Orthodontic
Contract start date	01/08/2008
Contract end date	31/03/2019

16/17 Contracted general activity (UDA)	0
Carry forward general activity (UDA)	0
16/17 Contracted orthodontic activity (UOA)	3,233
Carry forward orthodontic activity (UOA)	86
Baseline contract value	£215,097.81

**ACCESS**

	Contract	England and Wales
24 month ratio of assessments to patient IDs	1.00	1.09

**ACTIVITY**


Month	Adjusted Scheduled Activity (UOA)	
	2016	2017
April	65	-86
May	743	523
June	1,087	547
July	1,372	547
August	1,740	1,573
September	1,945	1,811
October	2,262	2,004
November	2,747	2,004
December	2,999	2,212
January	2,999	2,342
February	3,104	2,801
March	3,126	3,116
April	3,126	
May	3,126	
June	3,147	

**QUALITY**

	Contract Quantity	Contract Base Number	Contract *	Region	England
% of all assessments that were assess and fit appliances (rolling 12 month period)	170	176	96.6%	55.7%	56.6%
% of all assessments that were assess and refuse (rolling 12 month period)	0	176	0.0%	14.9%	11.8%
% of all assessments that were assess and review (rolling 12 month period)	6	176	3.4%	29.4%	31.6%
% of terminated courses where treatment was abandoned or discontinued (rolling 12 month period)	3	103	2.9%	6.5%	7.7%
% of completed treatments indicating that PAR score was taken (year to date)	85	100	85.0%	69.6%	58.4%
Rate of removable appliances per 100 fixed appliances - proposed treatment (rolling 12 month period)	49	275	17.82	4.02	5.64
Rate of removable appliances per 100 fixed appliances - completed treatment (rolling 12 month period)	11	177	6.21	4.09	4.81
% of courses of treatment with removable appliances only - proposed treatment (rolling 12 month period)	30	170	17.6%	2.0%	2.0%
% of courses of treatment with removable appliances only - completed treatment (rolling 12 month period)	8	100	8.0%	1.7%	1.5%
% of patients satisfied with the treatment they have received (rolling 12 month period)	5	5	100.0%	94.9%	96.0%

\* Figures in italics indicate that the base number is less than 100.

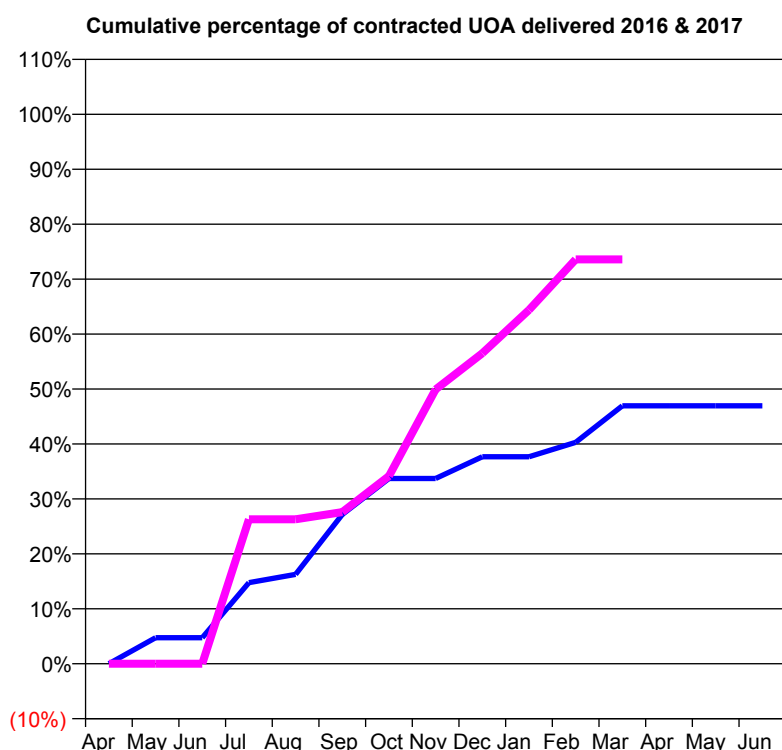
**Q62 - Vital Signs Orthodontic At a Glance Contract Report for 101370/0045 - March 2017**

Name or company name	Petrie Tucker and Partners Ltd
Contract type name	GDS Contract
Purpose of contract	General and Orthodontic
Contract start date	01/04/2006
Contract end date	

16/17 Contracted general activity (UDA)	19,022
Carry forward general activity (UDA)	0
16/17 Contracted orthodontic activity (UOA)	1,598
Carry forward orthodontic activity (UOA)	0
Baseline contract value	£671,627.98

**ACCESS**

	Contract	England and Wales
24 month ratio of assessments to patient IDs	1.02	1.09

**ACTIVITY**


Month	Adjusted Scheduled Activity (UOA)	
	2016	2017
April	0	0
May	76	0
June	76	0
July	236	420
August	260	420
September	434	441
October	539	546
November	539	798
December	602	903
January	602	1,029
February	644	1,176
March	750	1,176
April	750	
May	750	
June	750	

**QUALITY**

	Contract Quantity	Contract Base Number	Contract *	Region	England
% of all assessments that were assess and fit appliances (rolling 12 month period)	106	109	97.2%	55.7%	56.6%
% of all assessments that were assess and refuse (rolling 12 month period)	0	109	0.0%	14.9%	11.8%
% of all assessments that were assess and review (rolling 12 month period)	3	109	2.8%	29.4%	31.6%
% of terminated courses where treatment was abandoned or discontinued (rolling 12 month period)	1	8	12.5%	6.5%	7.7%
% of completed treatments indicating that PAR score was taken (year to date)	5	7	71.4%	69.6%	58.4%
Rate of removable appliances per 100 fixed appliances - proposed treatment (rolling 12 month period)	50	176	28.41	4.02	5.64
Rate of removable appliances per 100 fixed appliances - completed treatment (rolling 12 month period)	2	12	16.67	4.09	4.81
% of courses of treatment with removable appliances only - proposed treatment (rolling 12 month period)	1	106	0.9%	2.0%	2.0%
% of courses of treatment with removable appliances only - completed treatment (rolling 12 month period)	0	7	0.0%	1.7%	1.5%
% of patients satisfied with the treatment they have received (rolling 12 month period)	8	9	88.9%	94.9%	96.0%

\* Figures in italics indicate that the base number is less than 100.



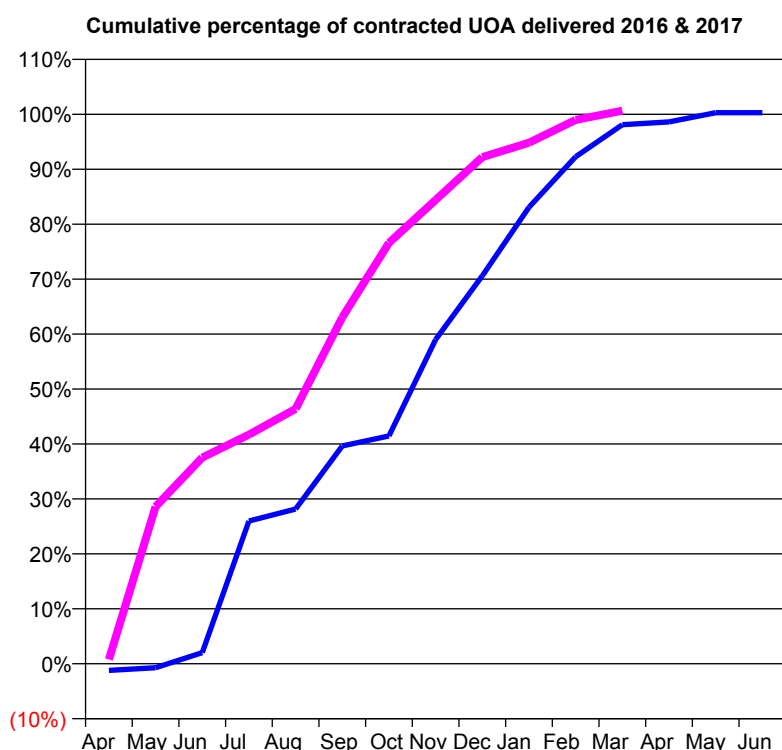
**Q62 - Vital Signs Orthodontic At a Glance Contract Report for 163805/0001 - March 2017**

Name or company name	Julian Konviser Limited
Contract type name	PDS Contract
Purpose of contract	Orthodontic
Contract start date	01/10/2014
Contract end date	31/03/2018

16/17 Contracted general activity (UDA)	0
Carry forward general activity (UDA)	0
16/17 Contracted orthodontic activity (UOA)	4,033
Carry forward orthodontic activity (UOA)	-32
Baseline contract value	£268,377.05

**ACCESS**

	Contract	England and Wales
24 month ratio of assessments to patient IDs	1.03	1.09

**ACTIVITY**


Month	Adjusted Scheduled Activity (UOA)	
	2016	2017
April	-49	32
May	-30	1,153
June	82	1,514
July	1,048	1,682
August	1,136	1,871
September	1,599	2,543
October	1,672	3,089
November	2,380	3,404
December	2,847	3,719
January	3,351	3,824
February	3,721	3,992
March	3,956	4,059
April	3,977	
May	4,044	
June	4,044	

**QUALITY**

	Contract Quantity	Contract Base Number	Contract *	Region	England
% of all assessments that were assess and fit appliances (rolling 12 month period)	200	200	100.0%	55.7%	56.6%
% of all assessments that were assess and refuse (rolling 12 month period)	0	200	0.0%	14.9%	11.8%
% of all assessments that were assess and review (rolling 12 month period)	0	200	0.0%	29.4%	31.6%
% of terminated courses where treatment was abandoned or discontinued (rolling 12 month period)	19	242	7.9%	6.5%	7.7%
% of completed treatments indicating that PAR score was taken (year to date)	99	223	44.4%	69.6%	58.4%
Rate of removable appliances per 100 fixed appliances - proposed treatment (rolling 12 month period)	1	391	0.26	4.02	5.64
Rate of removable appliances per 100 fixed appliances - completed treatment (rolling 12 month period)	0	150	0.00	4.09	4.81
% of courses of treatment with removable appliances only - proposed treatment (rolling 12 month period)	0	200	0.0%	2.0%	2.0%
% of courses of treatment with removable appliances only - completed treatment (rolling 12 month period)	0	223	0.0%	1.7%	1.5%
% of patients satisfied with the treatment they have received (rolling 12 month period)	14	14	100.0%	94.9%	96.0%

\* Figures in italics indicate that the base number is less than 100.

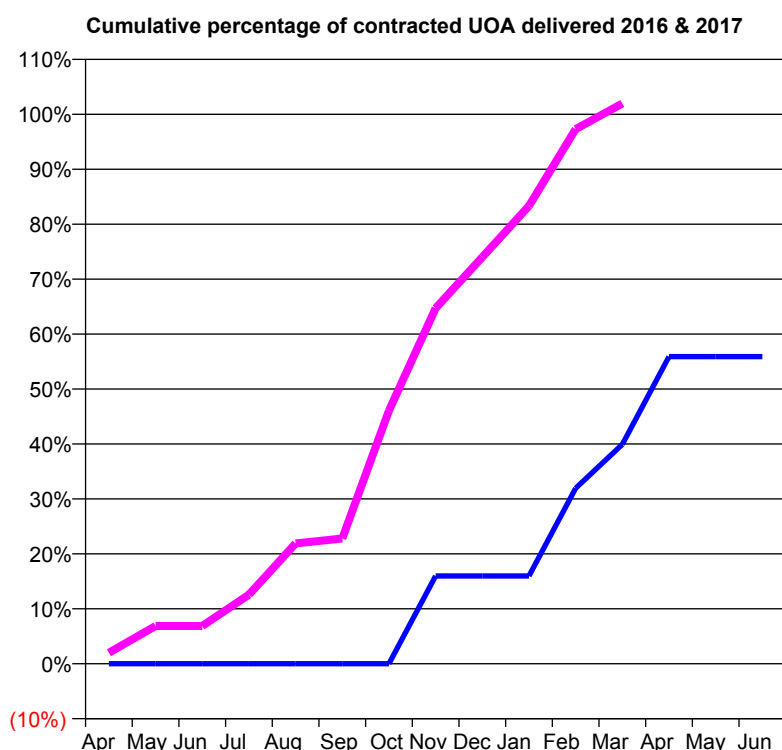
**Q62 - Vital Signs Orthodontic At a Glance Contract Report for 180505/0001 - March 2017**

Name or company name	A Patel, K Patel, G Pathmanathan
Contract type name	GDS Contract
Purpose of contract	General and Orthodontic
Contract start date	01/08/2015
Contract end date	

16/17 Contracted general activity (UDA)	27,409
Carry forward general activity (UDA)	-312
16/17 Contracted orthodontic activity (UOA)	451
Carry forward orthodontic activity (UOA)	-9
Baseline contract value	£892,411.97

**ACCESS**

	Contract	England and Wales
24 month ratio of assessments to patient IDs	1.00	1.09

**ACTIVITY**


Month	Adjusted Scheduled Activity (UOA)	
	2016	2017
April	0	9
May	0	31
June	0	31
July	0	57
August	0	99
September	0	103
October	0	208
November	42	292
December	42	334
January	42	376
February	84	439
March	105	460
April	147	
May	147	
June	147	

**QUALITY**

	Contract Quantity	Contract Base Number	Contract *	Region	England
% of all assessments that were assess and fit appliances (rolling 12 month period)	25	26	96.2%	55.7%	56.6%
% of all assessments that were assess and refuse (rolling 12 month period)	1	26	3.8%	14.9%	11.8%
% of all assessments that were assess and review (rolling 12 month period)	0	26	0.0%	29.4%	31.6%
% of terminated courses where treatment was abandoned or discontinued (rolling 12 month period)	1	3	33.3%	6.5%	7.7%
% of completed treatments indicating that PAR score was taken (year to date)	0	2	0.0%	69.6%	58.4%
Rate of removable appliances per 100 fixed appliances - proposed treatment (rolling 12 month period)	3	43	6.98	4.02	5.64
Rate of removable appliances per 100 fixed appliances - completed treatment (rolling 12 month period)	2	0	N/A	4.09	4.81
% of courses of treatment with removable appliances only - proposed treatment (rolling 12 month period)	2	25	8.0%	2.0%	2.0%
% of courses of treatment with removable appliances only - completed treatment (rolling 12 month period)	2	2	100.0%	1.7%	1.5%
% of patients satisfied with the treatment they have received (rolling 12 month period)	2	2	100.0%	94.9%	96.0%

\* Figures in italics indicate that the base number is less than 100.

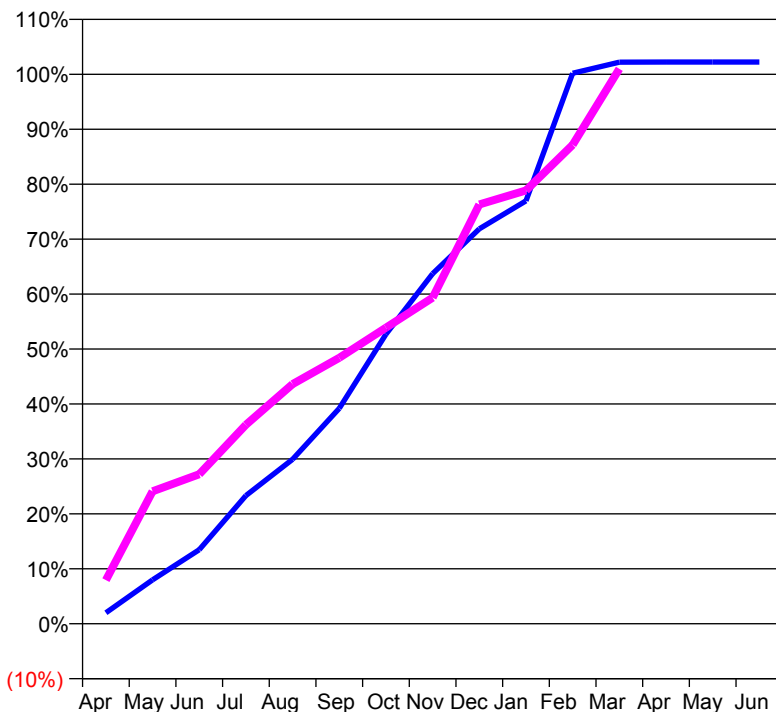
**Q62 - Vital Signs Orthodontic At a Glance Contract Report for 182680/0001 - March 2017**

Name or company name	Inspire Dental Southall Ltd
Contract type name	GDS Contract
Purpose of contract	General and Orthodontic
Contract start date	01/05/2007
Contract end date	

16/17 Contracted general activity (UDA)	54,717
Carry forward general activity (UDA)	-1,094
16/17 Contracted orthodontic activity (UOA)	3,640
Carry forward orthodontic activity (UOA)	-73
Baseline contract value	£1,672,579.54

**ACCESS**

	Contract	England and Wales
24 month ratio of assessments to patient IDs	1.06	1.09

**ACTIVITY**
**Cumulative percentage of contracted UOA delivered 2016 & 2017**

**Adjusted Scheduled Activity (UOA)**

Month	2016	2017
April	73	289
May	291	878
June	491	991
July	849	1,318
August	1,090	1,588
September	1,427	1,762
October	1,918	1,961
November	2,319	2,160
December	2,616	2,778
January	2,801	2,870
February	3,647	3,172
March	3,720	3,676
April	3,721	
May	3,721	
June	3,721	

**QUALITY**

	Contract Quantity	Contract Base Number	Contract *	Region	England
% of all assessments that were assess and fit appliances (rolling 12 month period)	165	322	51.2%	55.7%	56.6%
% of all assessments that were assess and refuse (rolling 12 month period)	105	322	32.6%	14.9%	11.8%
% of all assessments that were assess and review (rolling 12 month period)	52	322	16.1%	29.4%	31.6%
% of terminated courses where treatment was abandoned or discontinued (rolling 12 month period)	27	132	20.5%	6.5%	7.7%
% of completed treatments indicating that PAR score was taken (year to date)	102	105	97.1%	69.6%	58.4%
Rate of removable appliances per 100 fixed appliances - proposed treatment (rolling 12 month period)	0	327	0.00	4.02	5.64
Rate of removable appliances per 100 fixed appliances - completed treatment (rolling 12 month period)	0	0	N/A	4.09	4.81
% of courses of treatment with removable appliances only - proposed treatment (rolling 12 month period)	0	165	0.0%	2.0%	2.0%
% of courses of treatment with removable appliances only - completed treatment (rolling 12 month period)	0	105	0.0%	1.7%	1.5%
% of patients satisfied with the treatment they have received (rolling 12 month period)	4	4	100.0%	94.9%	96.0%

\* Figures in italics indicate that the base number is less than 100.

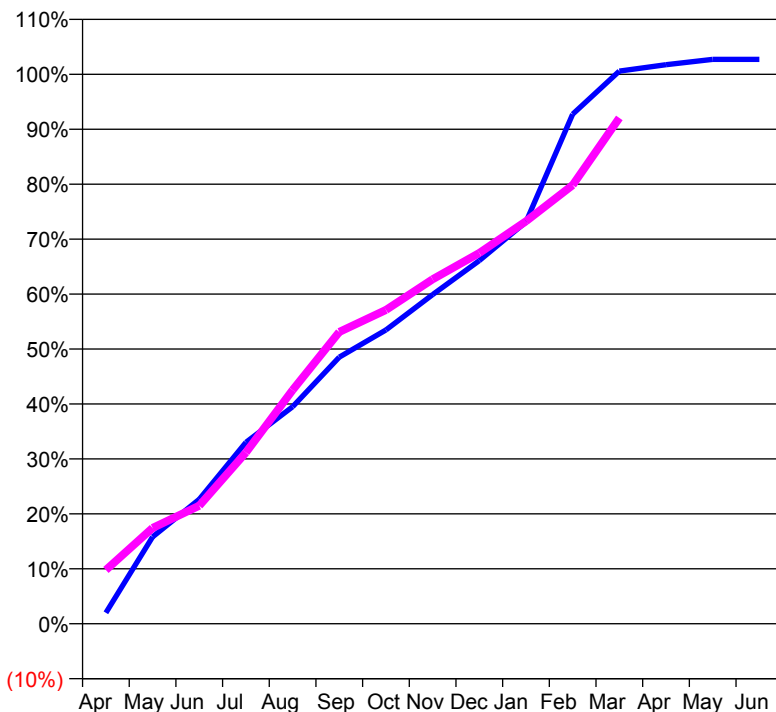
**Q62 - Vital Signs Orthodontic At a Glance Contract Report for 195723/0001 - March 2017**

Name or company name	Ealing Dental Specialists Ltd
Contract type name	PDS Contract
Purpose of contract	Orthodontic
Contract start date	01/07/2014
Contract end date	31/03/2019

16/17 Contracted general activity (UDA)	0
Carry forward general activity (UDA)	0
16/17 Contracted orthodontic activity (UOA)	15,353
Carry forward orthodontic activity (UOA)	-307
Baseline contract value	£945,306.12

**ACCESS**

	Contract	England and Wales
24 month ratio of assessments to patient IDs	1.05	1.09

**ACTIVITY**
**Cumulative percentage of contracted UOA delivered 2016 & 2017**

**Adjusted Scheduled Activity (UOA)**

Month	2016	2017
April	308	1,503
May	2,429	2,676
June	3,478	3,298
July	5,067	4,784
August	6,065	6,531
September	7,451	8,153
October	8,209	8,768
November	9,196	9,626
December	10,147	10,361
January	11,226	11,246
February	14,236	12,257
March	15,441	14,132
April	15,619	
May	15,768	
June	15,768	

**QUALITY**

	Contract Quantity	Contract Base Number	Contract *	Region	England
% of all assessments that were assess and fit appliances (rolling 12 month period)	661	1,201	55.0%	55.7%	56.6%
% of all assessments that were assess and refuse (rolling 12 month period)	343	1,201	28.6%	14.9%	11.8%
% of all assessments that were assess and review (rolling 12 month period)	197	1,201	16.4%	29.4%	31.6%
% of terminated courses where treatment was abandoned or discontinued (rolling 12 month period)	49	528	9.3%	6.5%	7.7%
% of completed treatments indicating that PAR score was taken (year to date)	313	475	65.9%	69.6%	58.4%
Rate of removable appliances per 100 fixed appliances - proposed treatment (rolling 12 month period)	12	1,285	0.93	4.02	5.64
Rate of removable appliances per 100 fixed appliances - completed treatment (rolling 12 month period)	12	935	1.28	4.09	4.81
% of courses of treatment with removable appliances only - proposed treatment (rolling 12 month period)	4	661	0.6%	2.0%	2.0%
% of courses of treatment with removable appliances only - completed treatment (rolling 12 month period)	4	479	0.8%	1.7%	1.5%
% of patients satisfied with the treatment they have received (rolling 12 month period)	23	27	85.2%	94.9%	96.0%

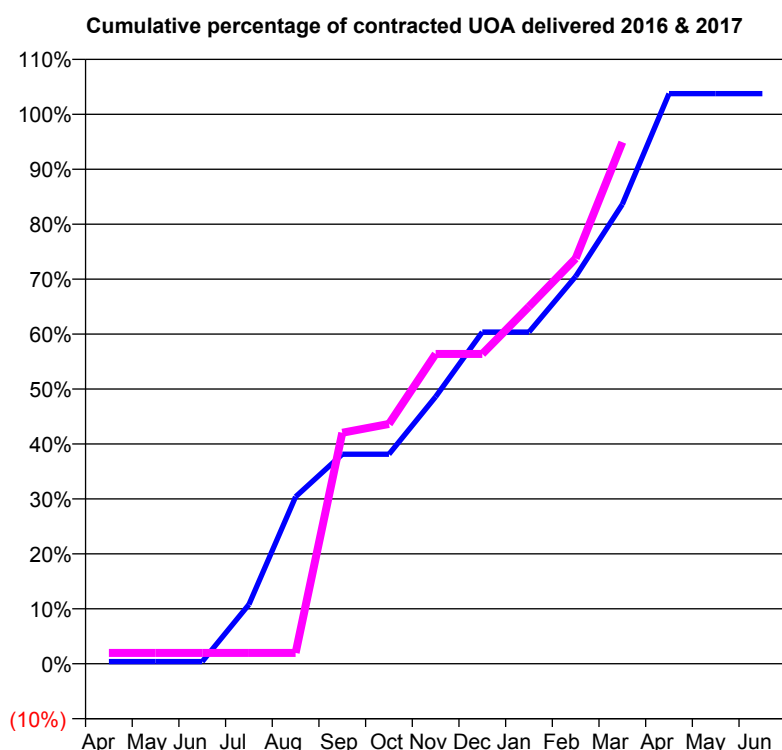
\* Figures in italics indicate that the base number is less than 100.

**Q62 - Vital Signs Orthodontic At a Glance Contract Report for 222127/0003 - March 2017**

Name or company name	MR NP WALDRON
Contract type name	PDS Contract
Purpose of contract	Orthodontic
Contract start date	01/04/2006
Contract end date	31/03/2019

16/17 Contracted general activity (UDA)	0
Carry forward general activity (UDA)	0
16/17 Contracted orthodontic activity (UOA)	2,717
Carry forward orthodontic activity (UOA)	-54
Baseline contract value	£181,396.71

ACCESS	Contract	England and Wales
24 month ratio of assessments to patient IDs	1.02	1.09

**ACTIVITY**


Month	Adjusted Scheduled Activity (UOA)	
	2016	2017
April	11	54
May	11	54
June	11	54
July	293	54
August	826	54
September	1,036	1,142
October	1,036	1,186
November	1,320	1,532
December	1,640	1,532
January	1,640	1,766
February	1,915	2,004
March	2,272	2,579
April	2,819	
May	2,819	
June	2,819	

QUALITY	Contract Quantity	Contract Base Number	Contract *	Region	England
% of all assessments that were assess and fit appliances (rolling 12 month period)	144	173	83.2%	55.7%	56.6%
% of all assessments that were assess and refuse (rolling 12 month period)	11	173	6.4%	14.9%	11.8%
% of all assessments that were assess and review (rolling 12 month period)	18	173	10.4%	29.4%	31.6%
% of terminated courses where treatment was abandoned or discontinued (rolling 12 month period)	1	31	3.2%	6.5%	7.7%
% of completed treatments indicating that PAR score was taken (year to date)	18	30	60.0%	69.6%	58.4%
Rate of removable appliances per 100 fixed appliances - proposed treatment (rolling 12 month period)	7	258	2.71	4.02	5.64
Rate of removable appliances per 100 fixed appliances - completed treatment (rolling 12 month period)	1	55	1.82	4.09	4.81
% of courses of treatment with removable appliances only - proposed treatment (rolling 12 month period)	1	144	0.7%	2.0%	2.0%
% of courses of treatment with removable appliances only - completed treatment (rolling 12 month period)	1	30	3.3%	1.7%	1.5%
% of patients satisfied with the treatment they have received (rolling 12 month period)	4	4	100.0%	94.9%	96.0%

\* Figures in italics indicate that the base number is less than 100.

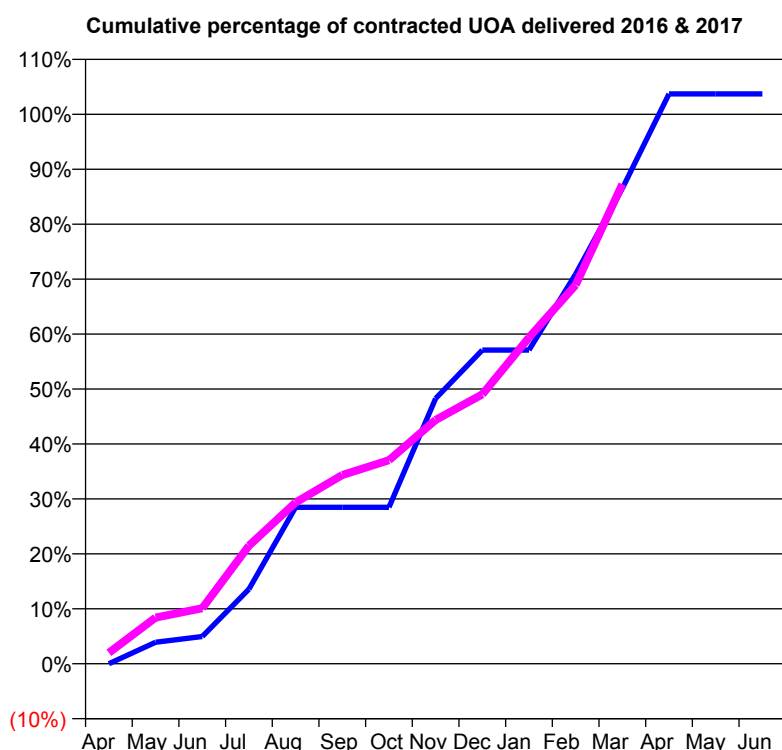
**Q62 - Vital Signs Orthodontic At a Glance Contract Report for 230308/0003 - March 2017**

Name or company name	MR S HADJ-BAGHERI
Contract type name	GDS Contract
Purpose of contract	Orthodontic
Contract start date	01/04/2006
Contract end date	31/03/2019

16/17 Contracted general activity (UDA)	0
Carry forward general activity (UDA)	0
16/17 Contracted orthodontic activity (UOA)	20,245
Carry forward orthodontic activity (UOA)	-405
Baseline contract value	£1,312,683.06

**ACCESS**

	Contract	England and Wales
24 month ratio of assessments to patient IDs	1.07	1.09

**ACTIVITY**


Month	Adjusted Scheduled Activity (UOA)	
	2016	2017
April	0	405
May	792	1,704
June	1,003	2,044
July	2,751	4,350
August	5,765	5,940
September	5,765	6,953
October	5,765	7,499
November	9,775	8,985
December	11,558	9,926
January	11,558	12,019
February	14,357	13,954
March	17,512	17,670
April	20,997	
May	20,997	
June	20,997	

**QUALITY**

	Contract Quantity	Contract Base Number	Contract *	Region	England
% of all assessments that were assess and fit appliances (rolling 12 month period)	989	1,527	64.8%	55.7%	56.6%
% of all assessments that were assess and refuse (rolling 12 month period)	169	1,527	11.1%	14.9%	11.8%
% of all assessments that were assess and review (rolling 12 month period)	369	1,527	24.2%	29.4%	31.6%
% of terminated courses where treatment was abandoned or discontinued (rolling 12 month period)	48	575	8.3%	6.5%	7.7%
% of completed treatments indicating that PAR score was taken (year to date)	482	527	91.5%	69.6%	58.4%
Rate of removable appliances per 100 fixed appliances - proposed treatment (rolling 12 month period)	86	1,852	4.64	4.02	5.64
Rate of removable appliances per 100 fixed appliances - completed treatment (rolling 12 month period)	33	1,020	3.24	4.09	4.81
% of courses of treatment with removable appliances only - proposed treatment (rolling 12 month period)	44	989	4.4%	2.0%	2.0%
% of courses of treatment with removable appliances only - completed treatment (rolling 12 month period)	14	527	2.7%	1.7%	1.5%
% of patients satisfied with the treatment they have received (rolling 12 month period)	17	18	94.4%	94.9%	96.0%

\* Figures in italics indicate that the base number is less than 100.

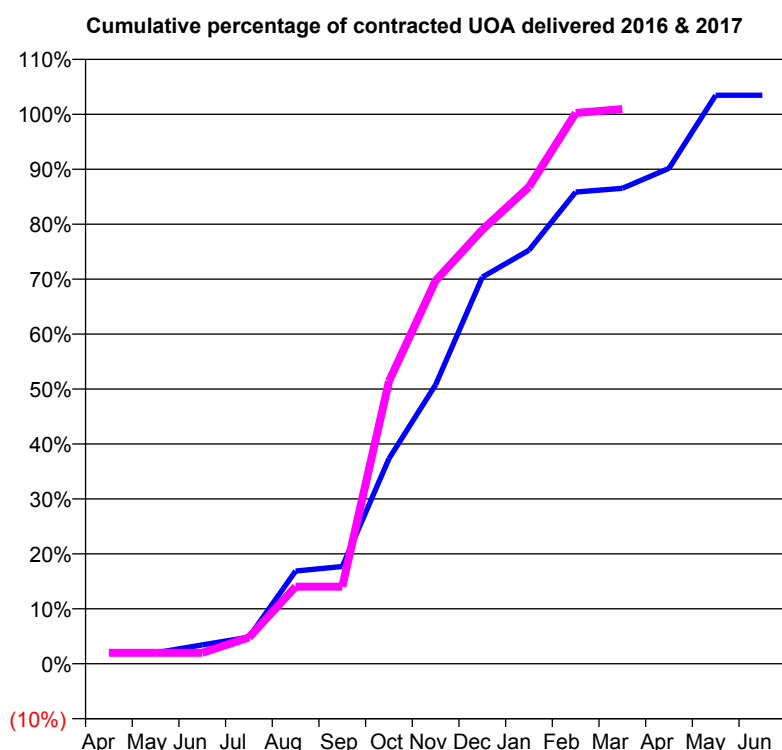
**Q62 - Vital Signs Orthodontic At a Glance Contract Report for 653233/0002 - March 2017**

Name or company name	MRS F CAMPBELL-BARR
Contract type name	PDS Contract
Purpose of contract	Orthodontic
Contract start date	10/01/2010
Contract end date	31/03/2019

16/17 Contracted general activity (UDA)	0
Carry forward general activity (UDA)	0
16/17 Contracted orthodontic activity (UOA)	3,000
Carry forward orthodontic activity (UOA)	-60
Baseline contract value	£194,529.21

**ACCESS**

	Contract	England and Wales
24 month ratio of assessments to patient IDs	1.01	1.09

**ACTIVITY**


Month	Adjusted Scheduled Activity (UOA)	
	2016	2017
April	60	60
May	60	60
June	103	60
July	145	144
August	506	421
September	531	421
October	1,120	1,542
November	1,523	2,092
December	2,111	2,369
January	2,258	2,604
February	2,575	3,007
March	2,596	3,028
April	2,705	
May	3,104	
June	3,104	

**QUALITY**

	Contract Quantity	Contract Base Number	Contract *	Region	England
% of all assessments that were assess and fit appliances (rolling 12 month period)	169	181	93.4%	55.7%	56.6%
% of all assessments that were assess and refuse (rolling 12 month period)	1	181	0.6%	14.9%	11.8%
% of all assessments that were assess and review (rolling 12 month period)	11	181	6.1%	29.4%	31.6%
% of terminated courses where treatment was abandoned or discontinued (rolling 12 month period)	4	67	6.0%	6.5%	7.7%
% of completed treatments indicating that PAR score was taken (year to date)	61	63	96.8%	69.6%	58.4%
Rate of removable appliances per 100 fixed appliances - proposed treatment (rolling 12 month period)	2	53	3.77	4.02	5.64
Rate of removable appliances per 100 fixed appliances - completed treatment (rolling 12 month period)	0	0	N/A	4.09	4.81
% of courses of treatment with removable appliances only - proposed treatment (rolling 12 month period)	2	169	1.2%	2.0%	2.0%
% of courses of treatment with removable appliances only - completed treatment (rolling 12 month period)	0	63	0.0%	1.7%	1.5%
% of patients satisfied with the treatment they have received (rolling 12 month period)	3	3	100.0%	94.9%	96.0%

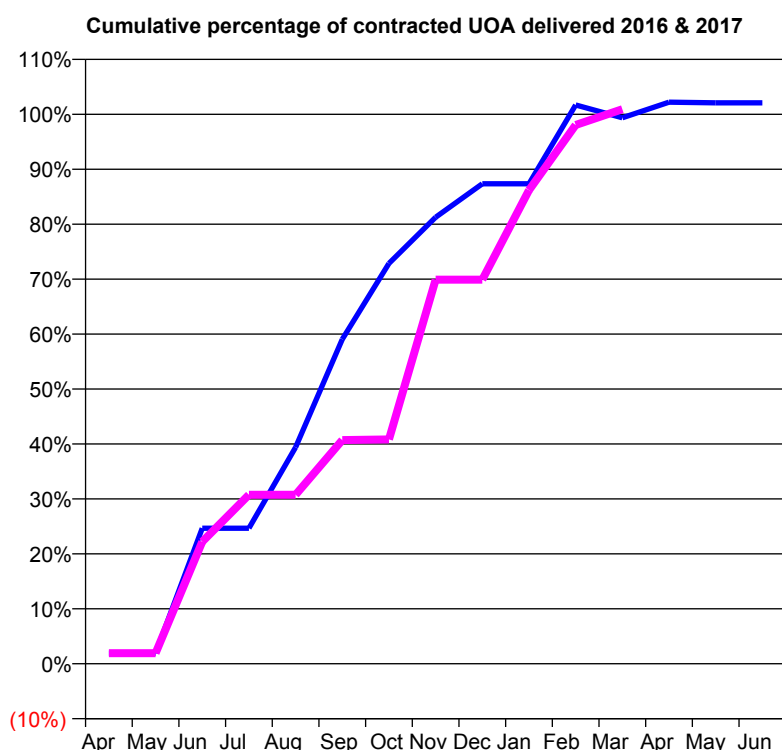
\* Figures in italics indicate that the base number is less than 100.

**Q62 - Vital Signs Orthodontic At a Glance Contract Report for 740489/0001 - March 2017**

Name or company name	MR TS CHEEMA
Contract type name	GDS Contract
Purpose of contract	General and Orthodontic
Contract start date	01/04/2006
Contract end date	

16/17 Contracted general activity (UDA)	6,236
Carry forward general activity (UDA)	-110
16/17 Contracted orthodontic activity (UOA)	774
Carry forward orthodontic activity (UOA)	-15
Baseline contract value	£203,223.35

ACCESS	Contract	England and Wales
24 month ratio of assessments to patient IDs	1.20	1.09

**ACTIVITY**


Month	Adjusted Scheduled Activity (UOA)	
	2016	2017
April	15	15
May	15	15
June	191	172
July	191	238
August	305	238
September	457	315
October	564	316
November	629	541
December	676	541
January	676	667
February	787	759
March	769	781
April	791	
May	790	
June	790	

QUALITY	Contract Quantity	Contract Base Number	Contract *	Region	England
% of all assessments that were assess and fit appliances (rolling 12 month period)	36	107	33.6%	55.7%	56.6%
% of all assessments that were assess and refuse (rolling 12 month period)	13	107	12.1%	14.9%	11.8%
% of all assessments that were assess and review (rolling 12 month period)	58	107	54.2%	29.4%	31.6%
% of terminated courses where treatment was abandoned or discontinued (rolling 12 month period)	1	21	4.8%	6.5%	7.7%
% of completed treatments indicating that PAR score was taken (year to date)	17	18	94.4%	69.6%	58.4%
Rate of removable appliances per 100 fixed appliances - proposed treatment (rolling 12 month period)	0	38	0.00	4.02	5.64
Rate of removable appliances per 100 fixed appliances - completed treatment (rolling 12 month period)	0	0	N/A	4.09	4.81
% of courses of treatment with removable appliances only - proposed treatment (rolling 12 month period)	0	36	0.0%	2.0%	2.0%
% of courses of treatment with removable appliances only - completed treatment (rolling 12 month period)	0	20	0.0%	1.7%	1.5%
% of patients satisfied with the treatment they have received (rolling 12 month period)	2	2	100.0%	94.9%	96.0%

\* Figures in italics indicate that the base number is less than 100.



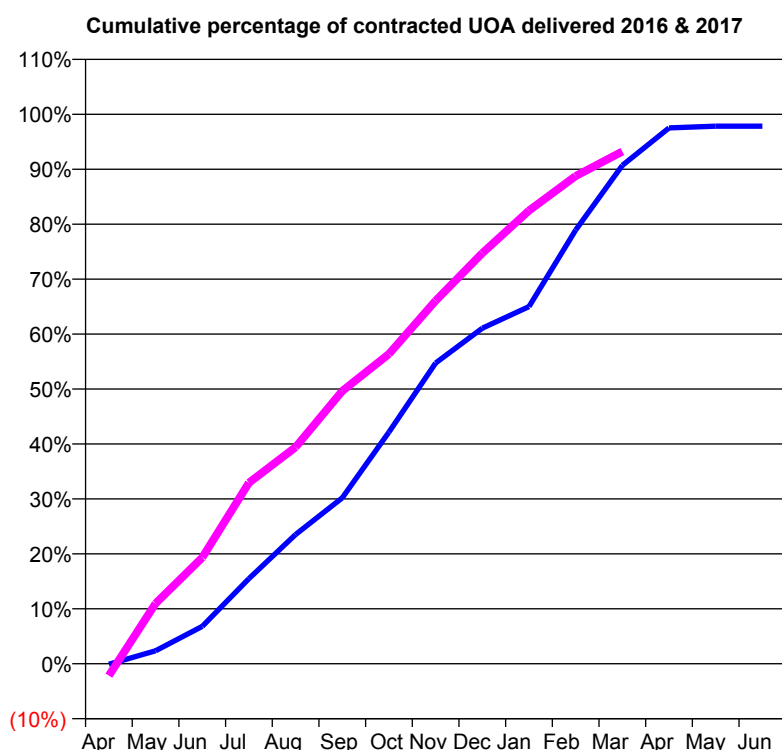
**Q62 - Vital Signs Orthodontic At a Glance Contract Report for 741590/0001 - March 2017**

Name or company name	MISS FJ MILLEN
Contract type name	PDS Contract
Purpose of contract	Orthodontic
Contract start date	01/04/2006
Contract end date	31/03/2018

16/17 Contracted general activity (UDA)	0
Carry forward general activity (UDA)	0
16/17 Contracted orthodontic activity (UOA)	7,040
Carry forward orthodontic activity (UOA)	153
Baseline contract value	£441,945.59

**ACCESS**

	Contract	England and Wales
24 month ratio of assessments to patient IDs	1.02	1.09

**ACTIVITY**


Month	Adjusted Scheduled Activity (UOA)	
	2016	2017
April	-7	-153
May	166	773
June	479	1,361
July	1,090	2,319
August	1,657	2,775
September	2,126	3,495
October	2,968	3,970
November	3,853	4,652
December	4,299	5,261
January	4,576	5,807
February	5,557	6,249
March	6,386	6,564
April	6,866	
May	6,887	
June	6,887	

**QUALITY**

	Contract Quantity	Contract Base Number	Contract *	Region	England
% of all assessments that were assess and fit appliances (rolling 12 month period)	344	417	82.5%	55.7%	56.6%
% of all assessments that were assess and refuse (rolling 12 month period)	66	417	15.8%	14.9%	11.8%
% of all assessments that were assess and review (rolling 12 month period)	7	417	1.7%	29.4%	31.6%
% of terminated courses where treatment was abandoned or discontinued (rolling 12 month period)	23	270	8.5%	6.5%	7.7%
% of completed treatments indicating that PAR score was taken (year to date)	233	247	94.3%	69.6%	58.4%
Rate of removable appliances per 100 fixed appliances - proposed treatment (rolling 12 month period)	16	680	2.35	4.02	5.64
Rate of removable appliances per 100 fixed appliances - completed treatment (rolling 12 month period)	12	481	2.49	4.09	4.81
% of courses of treatment with removable appliances only - proposed treatment (rolling 12 month period)	3	344	0.9%	2.0%	2.0%
% of courses of treatment with removable appliances only - completed treatment (rolling 12 month period)	2	247	0.8%	1.7%	1.5%
% of patients satisfied with the treatment they have received (rolling 12 month period)	15	17	88.2%	94.9%	96.0%

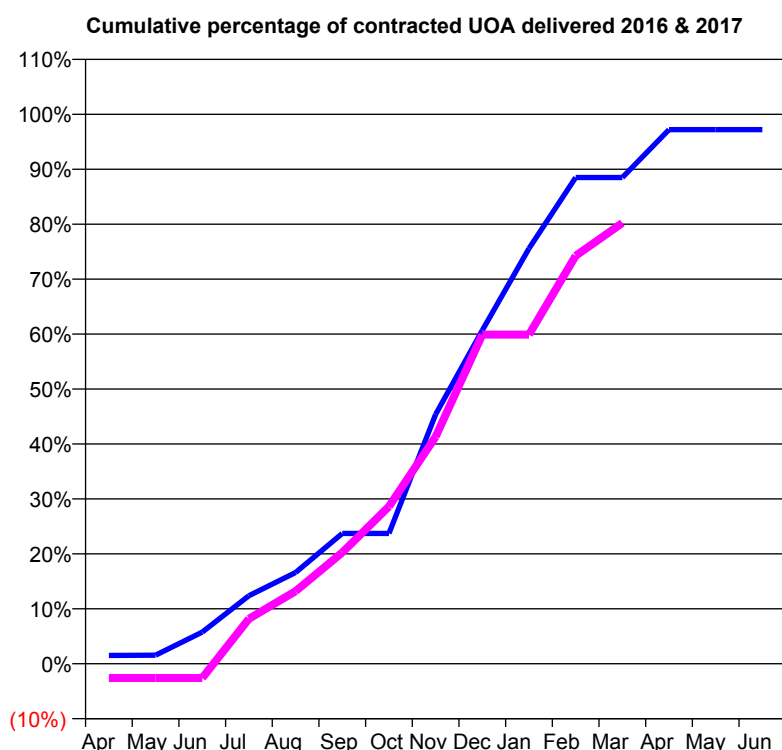
\* Figures in italics indicate that the base number is less than 100.

**Q62 - Vital Signs Orthodontic At a Glance Contract Report for 754382/0001 - March 2017**

Name or company name	MISS M MOKHBER
Contract type name	PDS Contract
Purpose of contract	Orthodontic
Contract start date	01/04/2006
Contract end date	31/03/2019

16/17 Contracted general activity (UDA)	0
Carry forward general activity (UDA)	0
16/17 Contracted orthodontic activity (UOA)	2,113
Carry forward orthodontic activity (UOA)	59
Baseline contract value	£136,995.72

ACCESS	Contract	England and Wales
24 month ratio of assessments to patient IDs	1.01	1.09

**ACTIVITY**


Month	Adjusted Scheduled Activity (UOA)	
	2016	2017
April	32	-55
May	33	-55
June	122	-55
July	262	173
August	351	279
September	501	428
October	501	605
November	959	873
December	1,282	1,266
January	1,597	1,266
February	1,870	1,569
March	1,870	1,695
April	2,054	
May	2,054	
June	2,054	

QUALITY	Contract Quantity	Contract Base Number	Contract *	Region	England
% of all assessments that were assess and fit appliances (rolling 12 month period)	93	185	50.3%	55.7%	56.6%
% of all assessments that were assess and refuse (rolling 12 month period)	65	185	35.1%	14.9%	11.8%
% of all assessments that were assess and review (rolling 12 month period)	27	185	14.6%	29.4%	31.6%
% of terminated courses where treatment was abandoned or discontinued (rolling 12 month period)	3	79	3.8%	6.5%	7.7%
% of completed treatments indicating that PAR score was taken (year to date)	76	76	100.0%	69.6%	58.4%
Rate of removable appliances per 100 fixed appliances - proposed treatment (rolling 12 month period)	6	184	3.26	4.02	5.64
Rate of removable appliances per 100 fixed appliances - completed treatment (rolling 12 month period)	1	152	0.66	4.09	4.81
% of courses of treatment with removable appliances only - proposed treatment (rolling 12 month period)	0	93	0.0%	2.0%	2.0%
% of courses of treatment with removable appliances only - completed treatment (rolling 12 month period)	0	76	0.0%	1.7%	1.5%
% of patients satisfied with the treatment they have received (rolling 12 month period)	1	1	100.0%	94.9%	96.0%

\* Figures in italics indicate that the base number is less than 100.

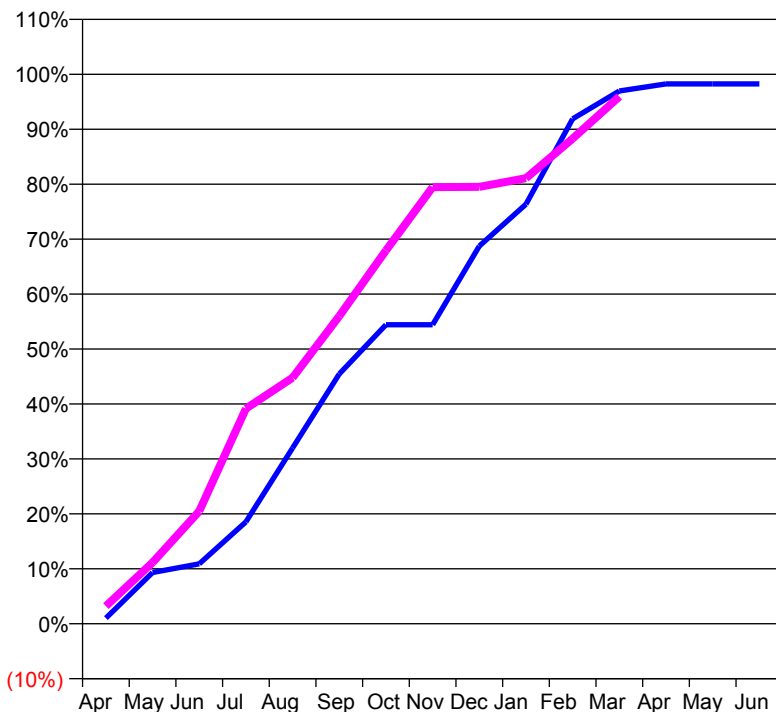
**Q62 - Vital Signs Orthodontic At a Glance Contract Report for 763950/0003 - March 2017**

Name or company name	MR G PLUMB
Contract type name	PDS Contract
Purpose of contract	Orthodontic
Contract start date	01/06/2008
Contract end date	31/03/2018

16/17 Contracted general activity (UDA)	0
Carry forward general activity (UDA)	0
16/17 Contracted orthodontic activity (UOA)	1,650
Carry forward orthodontic activity (UOA)	29
Baseline contract value	£110,212.17

**ACCESS**

	Contract	England and Wales
24 month ratio of assessments to patient IDs	1.01	1.09

**ACTIVITY**
**Cumulative percentage of contracted UOA delivered 2016 & 2017**

**Adjusted Scheduled Activity (UOA)**

Month	2016	2017
April	17	53
May	154	184
June	180	338
July	306	646
August	528	739
September	750	924
October	898	1,121
November	898	1,311
December	1,134	1,312
January	1,260	1,338
February	1,516	1,457
March	1,600	1,583
April	1,621	
May	1,621	
June	1,621	

**QUALITY**

	Contract Quantity	Contract Base Number	Contract *	Region	England
% of all assessments that were assess and fit appliances (rolling 12 month period)	76	162	46.9%	55.7%	56.6%
% of all assessments that were assess and refuse (rolling 12 month period)	11	162	6.8%	14.9%	11.8%
% of all assessments that were assess and review (rolling 12 month period)	75	162	46.3%	29.4%	31.6%
% of terminated courses where treatment was abandoned or discontinued (rolling 12 month period)	4	61	6.6%	6.5%	7.7%
% of completed treatments indicating that PAR score was taken (year to date)	41	57	71.9%	69.6%	58.4%
Rate of removable appliances per 100 fixed appliances - proposed treatment (rolling 12 month period)	4	144	2.78	4.02	5.64
Rate of removable appliances per 100 fixed appliances - completed treatment (rolling 12 month period)	4	99	4.04	4.09	4.81
% of courses of treatment with removable appliances only - proposed treatment (rolling 12 month period)	3	76	3.9%	2.0%	2.0%
% of courses of treatment with removable appliances only - completed treatment (rolling 12 month period)	4	57	7.0%	1.7%	1.5%
% of patients satisfied with the treatment they have received (rolling 12 month period)	3	3	100.0%	94.9%	96.0%

\* Figures in italics indicate that the base number is less than 100.

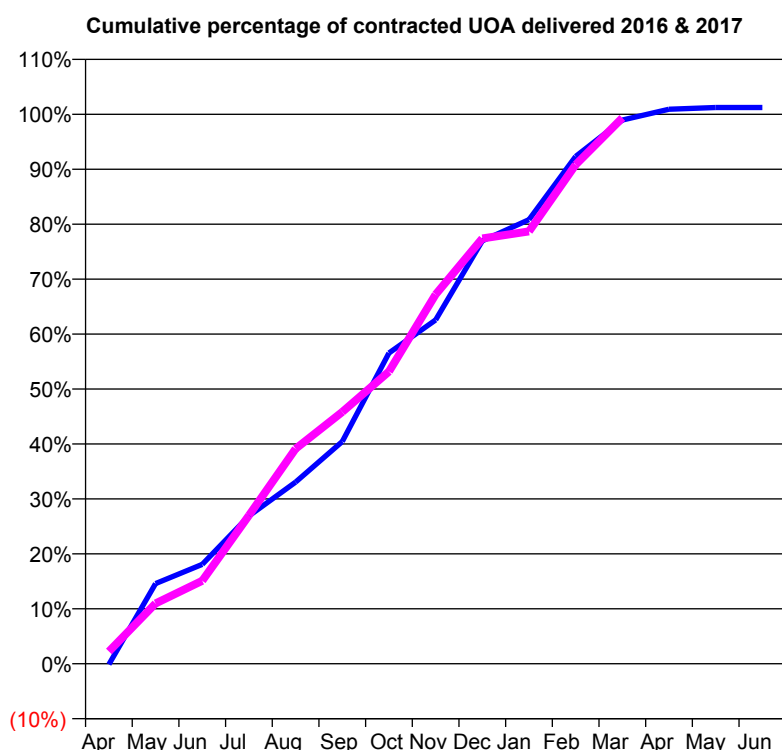
**Q62 - Vital Signs Orthodontic At a Glance Contract Report for 763950/0004 - March 2017**

Name or company name	MR G PLUMB
Contract type name	PDS Contract
Purpose of contract	Orthodontic
Contract start date	01/06/2008
Contract end date	31/03/2019

16/17 Contracted general activity (UDA)	0
Carry forward general activity (UDA)	0
16/17 Contracted orthodontic activity (UOA)	6,552
Carry forward orthodontic activity (UOA)	-81
Baseline contract value	£437,672.85

**ACCESS**

	Contract	England and Wales
24 month ratio of assessments to patient IDs	1.03	1.09

**ACTIVITY**


Month	Adjusted Scheduled Activity (UOA)	
	2016	2017
April	-8	147
May	956	719
June	1,186	989
July	1,763	1,769
August	2,166	2,564
September	2,650	3,002
October	3,705	3,484
November	4,099	4,403
December	5,043	5,072
January	5,296	5,156
February	6,049	5,951
March	6,483	6,509
April	6,612	
May	6,633	
June	6,633	

**QUALITY**

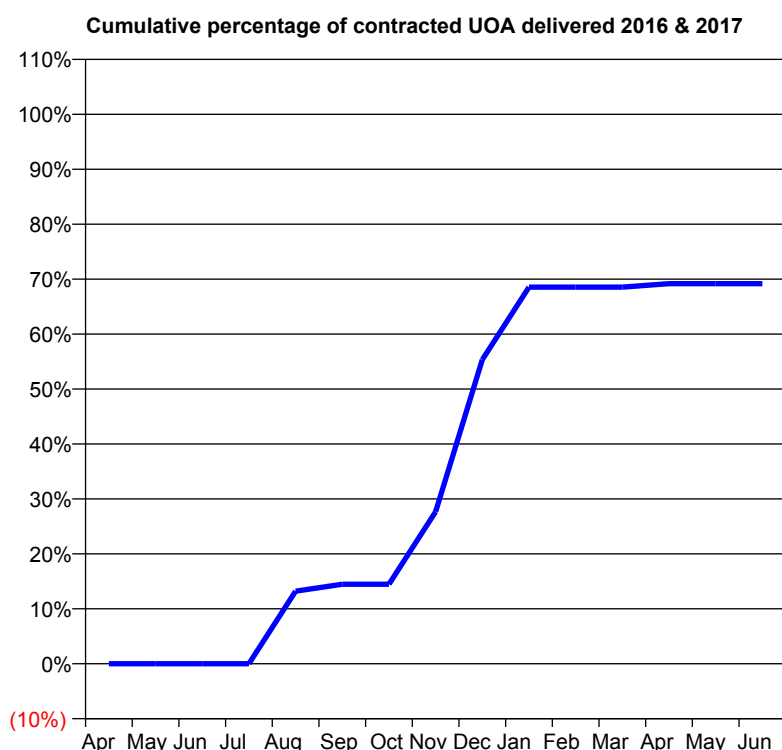
	Contract Quantity	Contract Base Number	Contract *	Region	England
% of all assessments that were assess and fit appliances (rolling 12 month period)	307	471	65.2%	55.7%	56.6%
% of all assessments that were assess and refuse (rolling 12 month period)	18	471	3.8%	14.9%	11.8%
% of all assessments that were assess and review (rolling 12 month period)	146	471	31.0%	29.4%	31.6%
% of terminated courses where treatment was abandoned or discontinued (rolling 12 month period)	14	303	4.6%	6.5%	7.7%
% of completed treatments indicating that PAR score was taken (year to date)	195	289	67.5%	69.6%	58.4%
Rate of removable appliances per 100 fixed appliances - proposed treatment (rolling 12 month period)	15	605	2.48	4.02	5.64
Rate of removable appliances per 100 fixed appliances - completed treatment (rolling 12 month period)	11	560	1.96	4.09	4.81
% of courses of treatment with removable appliances only - proposed treatment (rolling 12 month period)	2	307	0.7%	2.0%	2.0%
% of courses of treatment with removable appliances only - completed treatment (rolling 12 month period)	2	289	0.7%	1.7%	1.5%
% of patients satisfied with the treatment they have received (rolling 12 month period)	13	14	92.9%	94.9%	96.0%

\* Figures in italics indicate that the base number is less than 100.

**Q62 - Vital Signs Orthodontic At a Glance Contract Report for 812196/0002 - March 2017**

Name or company name	MISS JP WATKINS	16/17 Contracted general activity (UDA)	0
Contract type name	PDS Contract	Carry forward general activity (UDA)	0
Purpose of contract	Orthodontic	16/17 Contracted orthodontic activity (UOA)	0
Contract start date	01/04/2006	Carry forward orthodontic activity (UOA)	0
Contract end date	31/03/2016	Baseline contract value	£0.00

ACCESS	Contract	England and Wales
24 month ratio of assessments to patient IDs	1.00	1.09

**ACTIVITY**


Month	Adjusted Scheduled Activity (UOA)	
	2016	2017
April	0	0
May	0	4
June	0	4
July	0	4
August	21	4
September	23	4
October	23	4
November	44	4
December	88	4
January	109	4
February	109	4
March	109	4
April	110	4
May	110	4
June	110	4

**QUALITY**

	Contract Quantity	Contract Base Number	Contract *	Region	England
% of all assessments that were assess and fit appliances (rolling 12 month period)	1	2	50.0%	55.7%	56.6%
% of all assessments that were assess and refuse (rolling 12 month period)	0	2	0.0%	14.9%	11.8%
% of all assessments that were assess and review (rolling 12 month period)	1	2	50.0%	29.4%	31.6%
% of terminated courses where treatment was abandoned or discontinued (rolling 12 month period)	0	0	N/A	6.5%	7.7%
% of completed treatments indicating that PAR score was taken (year to date)	0	0	N/A	69.6%	58.4%
Rate of removable appliances per 100 fixed appliances - proposed treatment (rolling 12 month period)	1	0	N/A	4.02	5.64
Rate of removable appliances per 100 fixed appliances - completed treatment (rolling 12 month period)	0	0	N/A	4.09	4.81
% of courses of treatment with removable appliances only - proposed treatment (rolling 12 month period)	1	1	100.0%	2.0%	2.0%
% of courses of treatment with removable appliances only - completed treatment (rolling 12 month period)	0	0	N/A	1.7%	1.5%
% of patients satisfied with the treatment they have received (rolling 12 month period)	0	0	N/A	94.9%	96.0%

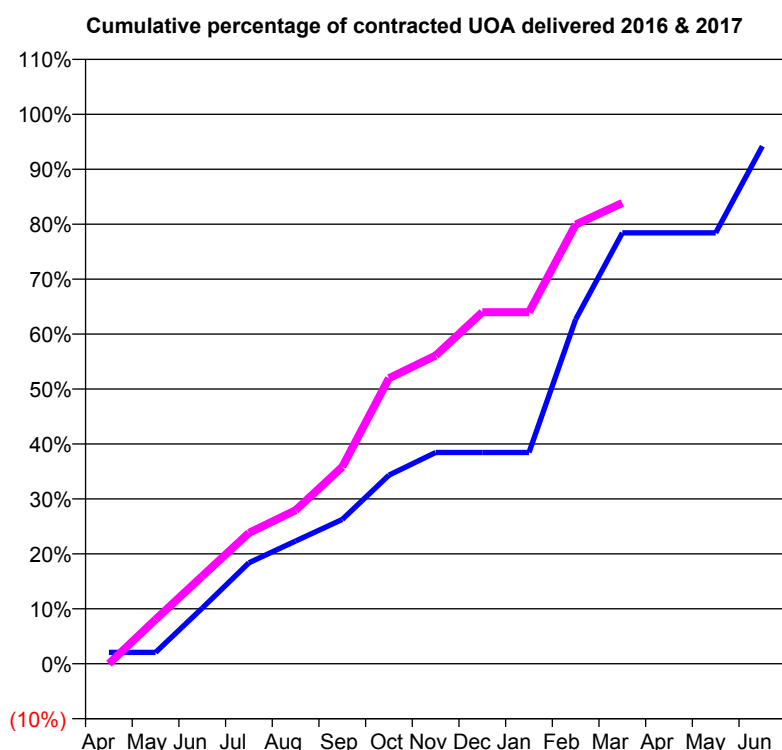
\* Figures in italics indicate that the base number is less than 100.

**Q62 - Vital Signs Orthodontic At a Glance Contract Report for 813923/0002 - March 2017**

Name or company name	MR JS MANDAIR
Contract type name	GDS Contract
Purpose of contract	General and Orthodontic
Contract start date	01/11/2006
Contract end date	

16/17 Contracted general activity (UDA)	4,546
Carry forward general activity (UDA)	0
16/17 Contracted orthodontic activity (UOA)	533
Carry forward orthodontic activity (UOA)	0
Baseline contract value	£197,451.84

ACCESS	Contract	England and Wales
24 month ratio of assessments to patient IDs	1.08	1.09

**ACTIVITY**


Month	Adjusted Scheduled Activity (UOA)	
	2016	2017
April	11	0
May	11	43
June	54	85
July	98	127
August	119	149
September	140	191
October	183	277
November	205	299
December	205	341
January	205	341
February	334	426
March	418	447
April	418	
May	418	
June	502	

**QUALITY**

	Contract Quantity	Contract Base Number	Contract *	Region	England
% of all assessments that were assess and fit appliances (rolling 12 month period)	27	33	81.8%	55.7%	56.6%
% of all assessments that were assess and refuse (rolling 12 month period)	2	33	6.1%	14.9%	11.8%
% of all assessments that were assess and review (rolling 12 month period)	4	33	12.1%	29.4%	31.6%
% of terminated courses where treatment was abandoned or discontinued (rolling 12 month period)	2	26	7.7%	6.5%	7.7%
% of completed treatments indicating that PAR score was taken (year to date)	2	24	8.3%	69.6%	58.4%
Rate of removable appliances per 100 fixed appliances - proposed treatment (rolling 12 month period)	1	52	1.92	4.02	5.64
Rate of removable appliances per 100 fixed appliances - completed treatment (rolling 12 month period)	0	43	0.00	4.09	4.81
% of courses of treatment with removable appliances only - proposed treatment (rolling 12 month period)	0	27	0.0%	2.0%	2.0%
% of courses of treatment with removable appliances only - completed treatment (rolling 12 month period)	0	24	0.0%	1.7%	1.5%
% of patients satisfied with the treatment they have received (rolling 12 month period)	1	1	100.0%	94.9%	96.0%

\* Figures in italics indicate that the base number is less than 100.

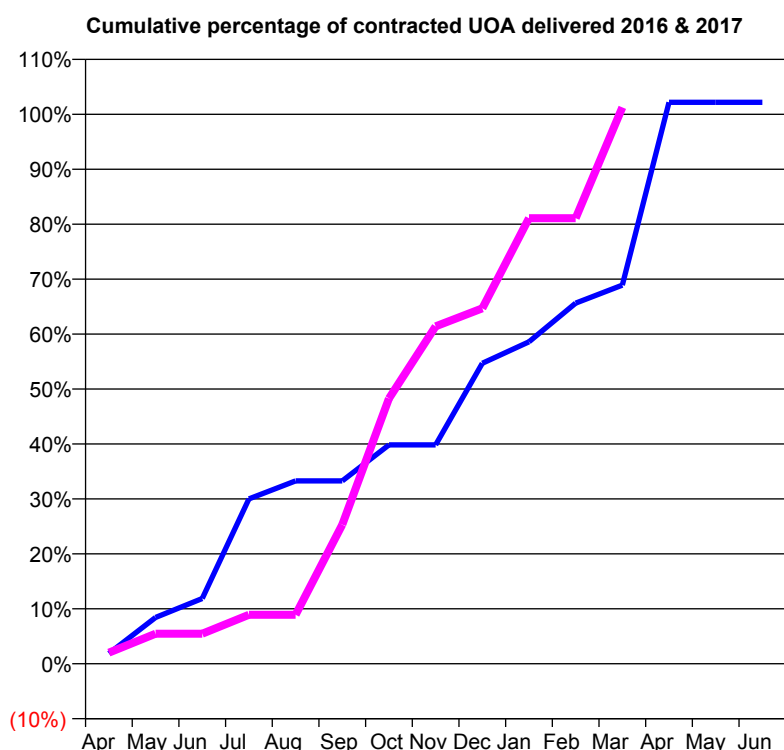
**Q62 - Vital Signs Orthodontic At a Glance Contract Report for 846791/0001 - March 2017**

Name or company name	MR RM HENNEBRY
Contract type name	PDS Contract
Purpose of contract	Orthodontic
Contract start date	01/04/2006
Contract end date	31/03/2019

16/17 Contracted general activity (UDA)	0
Carry forward general activity (UDA)	0
16/17 Contracted orthodontic activity (UOA)	640
Carry forward orthodontic activity (UOA)	-13
Baseline contract value	£41,499.56

**ACCESS**

	Contract	England and Wales
24 month ratio of assessments to patient IDs	1.02	1.09

**ACTIVITY**


Month	Adjusted Scheduled Activity (UOA)	
	2016	2017
April	12	13
May	54	35
June	76	35
July	192	57
August	213	57
September	213	162
October	255	309
November	255	393
December	350	414
January	375	519
February	420	519
March	441	648
April	654	
May	654	
June	654	

**QUALITY**

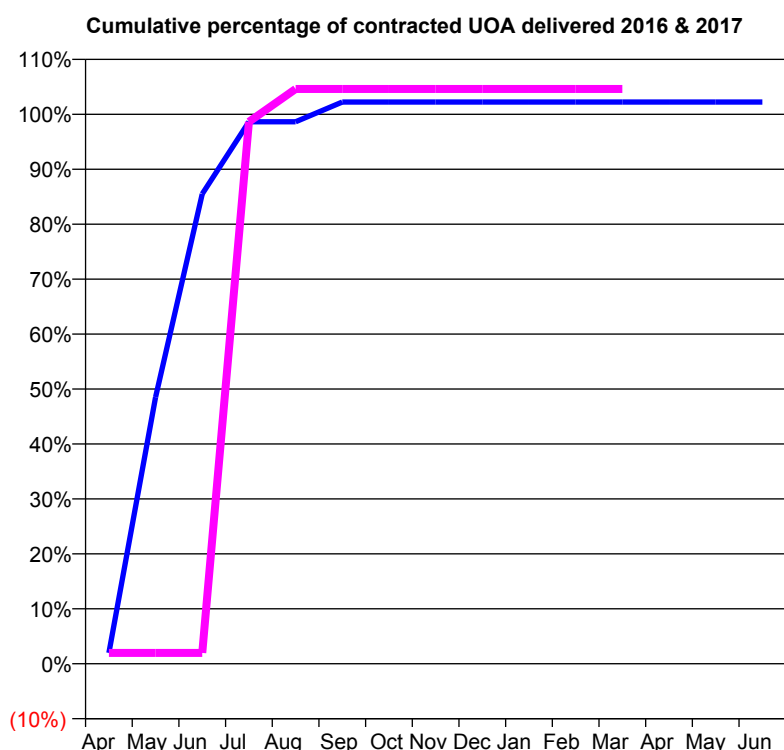
	Contract Quantity	Contract Base Number	Contract *	Region	England
% of all assessments that were assess and fit appliances (rolling 12 month period)	39	68	57.4%	55.7%	56.6%
% of all assessments that were assess and refuse (rolling 12 month period)	8	68	11.8%	14.9%	11.8%
% of all assessments that were assess and review (rolling 12 month period)	21	68	30.9%	29.4%	31.6%
% of terminated courses where treatment was abandoned or discontinued (rolling 12 month period)	0	39	0.0%	6.5%	7.7%
% of completed treatments indicating that PAR score was taken (year to date)	27	39	69.2%	69.6%	58.4%
Rate of removable appliances per 100 fixed appliances - proposed treatment (rolling 12 month period)	0	76	0.00	4.02	5.64
Rate of removable appliances per 100 fixed appliances - completed treatment (rolling 12 month period)	0	10	0.00	4.09	4.81
% of courses of treatment with removable appliances only - proposed treatment (rolling 12 month period)	0	39	0.0%	2.0%	2.0%
% of courses of treatment with removable appliances only - completed treatment (rolling 12 month period)	0	39	0.0%	1.7%	1.5%
% of patients satisfied with the treatment they have received (rolling 12 month period)	1	1	100.0%	94.9%	96.0%

\* Figures in italics indicate that the base number is less than 100.

**Q62 - Vital Signs Orthodontic At a Glance Contract Report for 854859/0001 - March 2017**

Name or company name	MR NN LAI	16/17 Contracted general activity (UDA)	0
Contract type name	PDS Contract	Carry forward general activity (UDA)	0
Purpose of contract	Orthodontic	16/17 Contracted orthodontic activity (UOA)	1,760
Contract start date	01/04/2006	Carry forward orthodontic activity (UOA)	-35
Contract end date	31/03/2019	Baseline contract value	£113,377.71

ACCESS	Contract	England and Wales
24 month ratio of assessments to patient IDs	1.00	1.09

**ACTIVITY**


Month	Adjusted Scheduled Activity (UOA)	
	2016	2017
April	35	35
May	854	35
June	1,505	35
July	1,736	1,736
August	1,736	1,841
September	1,799	1,841
October	1,799	1,841
November	1,799	1,841
December	1,799	1,841
January	1,799	1,841
February	1,799	1,841
March	1,799	1,841
April	1,799	
May	1,799	
June	1,799	

**QUALITY**

	Contract Quantity	Contract Base Number	Contract *	Region	England
% of all assessments that were assess and fit appliances (rolling 12 month period)	86	86	100.0%	55.7%	56.6%
% of all assessments that were assess and refuse (rolling 12 month period)	0	86	0.0%	14.9%	11.8%
% of all assessments that were assess and review (rolling 12 month period)	0	86	0.0%	29.4%	31.6%
% of terminated courses where treatment was abandoned or discontinued (rolling 12 month period)	0	75	0.0%	6.5%	7.7%
% of completed treatments indicating that PAR score was taken (year to date)	0	75	0.0%	69.6%	58.4%
Rate of removable appliances per 100 fixed appliances - proposed treatment (rolling 12 month period)	0	172	0.00	4.02	5.64
Rate of removable appliances per 100 fixed appliances - completed treatment (rolling 12 month period)	0	0	N/A	4.09	4.81
% of courses of treatment with removable appliances only - proposed treatment (rolling 12 month period)	0	86	0.0%	2.0%	2.0%
% of courses of treatment with removable appliances only - completed treatment (rolling 12 month period)	0	75	0.0%	1.7%	1.5%
% of patients satisfied with the treatment they have received (rolling 12 month period)	1	1	100.0%	94.9%	96.0%

\* Figures in italics indicate that the base number is less than 100.

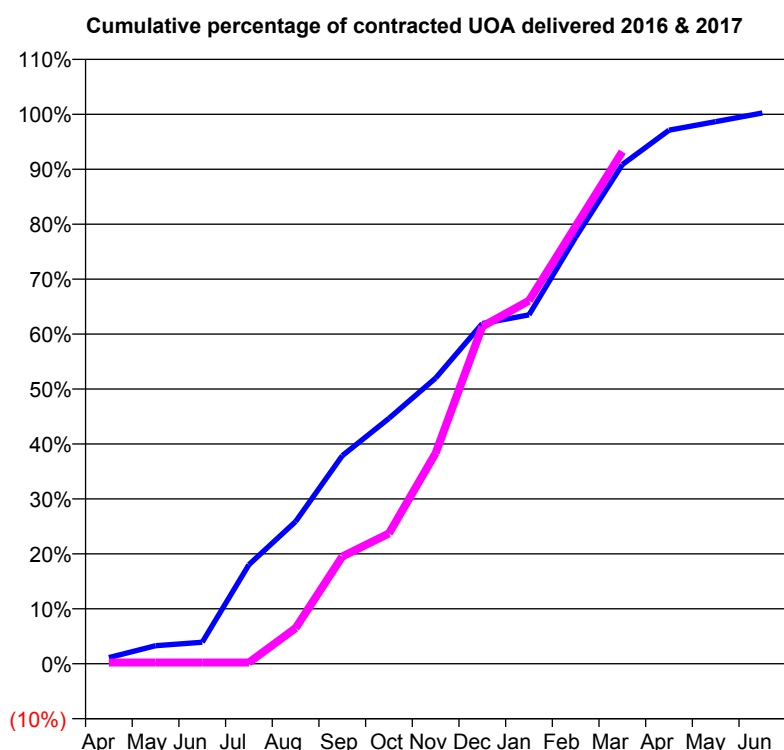


**Q62 - Vital Signs Orthodontic At a Glance Contract Report for 912387/0002 - March 2017**

Name or company name	MR S KUMAR	16/17 Contracted general activity (UDA)	0
Contract type name	PDS Contract	Carry forward general activity (UDA)	0
Purpose of contract	Orthodontic	16/17 Contracted orthodontic activity (UOA)	4,026
Contract start date	01/04/2006	Carry forward orthodontic activity (UOA)	-9
Contract end date	31/03/2018	Baseline contract value	£261,058.20

**ACCESS**

	Contract	England and Wales
24 month ratio of assessments to patient IDs	1.02	1.09

**ACTIVITY**


Month	Adjusted Scheduled Activity (UOA)	
	2016	2017
April	45	9
May	132	9
June	158	9
July	727	9
August	1,042	261
September	1,525	786
October	1,799	955
November	2,093	1,543
December	2,493	2,471
January	2,556	2,660
February	3,125	3,206
March	3,657	3,752
April	3,909	
May	3,972	
June	4,035	

**QUALITY**

	Contract Quantity	Contract Base Number	Contract *	Region	England
% of all assessments that were assess and fit appliances (rolling 12 month period)	197	197	100.0%	55.7%	56.6%
% of all assessments that were assess and refuse (rolling 12 month period)	0	197	0.0%	14.9%	11.8%
% of all assessments that were assess and review (rolling 12 month period)	0	197	0.0%	29.4%	31.6%
% of terminated courses where treatment was abandoned or discontinued (rolling 12 month period)	3	127	2.4%	6.5%	7.7%
% of completed treatments indicating that PAR score was taken (year to date)	118	124	95.2%	69.6%	58.4%
Rate of removable appliances per 100 fixed appliances - proposed treatment (rolling 12 month period)	2	387	0.52	4.02	5.64
Rate of removable appliances per 100 fixed appliances - completed treatment (rolling 12 month period)	2	244	0.82	4.09	4.81
% of courses of treatment with removable appliances only - proposed treatment (rolling 12 month period)	1	197	0.5%	2.0%	2.0%
% of courses of treatment with removable appliances only - completed treatment (rolling 12 month period)	1	124	0.8%	1.7%	1.5%
% of patients satisfied with the treatment they have received (rolling 12 month period)	7	7	100.0%	94.9%	96.0%

\* Figures in italics indicate that the base number is less than 100.

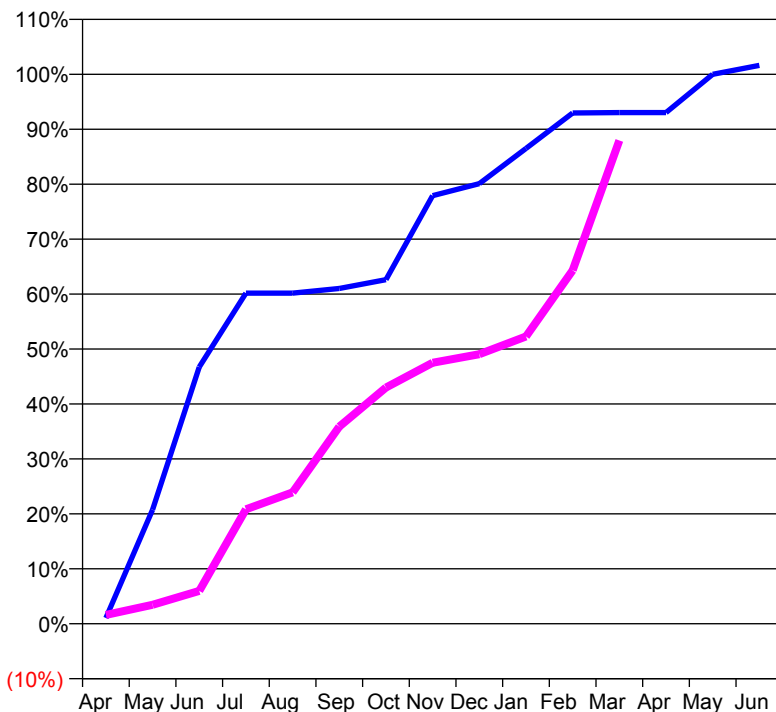
**Q62 - Vital Signs Orthodontic At a Glance Contract Report for 913073/0001 - March 2017**

Name or company name	MISS SJ BURNS
Contract type name	PDS Contract
Purpose of contract	Orthodontic
Contract start date	01/04/2006
Contract end date	31/03/2019

16/17 Contracted general activity (UDA)	0
Carry forward general activity (UDA)	0
16/17 Contracted orthodontic activity (UOA)	1,421
Carry forward orthodontic activity (UOA)	-23
Baseline contract value	£112,373.04

**ACCESS**

	Contract	England and Wales
24 month ratio of assessments to patient IDs	1.19	1.09

**ACTIVITY**
**Cumulative percentage of contracted UOA delivered 2016 & 2017**

**Adjusted Scheduled Activity (UOA)**

Month	2016	2017
April	15	23
May	295	49
June	664	85
July	855	296
August	855	340
September	867	510
October	890	611
November	1,107	675
December	1,138	697
January	1,229	743
February	1,321	914
March	1,322	1,250
April	1,322	
May	1,421	
June	1,444	

**QUALITY**

	Contract Quantity	Contract Base Number	Contract *	Region	England
% of all assessments that were assess and fit appliances (rolling 12 month period)	59	163	36.2%	55.7%	56.6%
% of all assessments that were assess and refuse (rolling 12 month period)	11	163	6.7%	14.9%	11.8%
% of all assessments that were assess and review (rolling 12 month period)	93	163	57.1%	29.4%	31.6%
% of terminated courses where treatment was abandoned or discontinued (rolling 12 month period)	13	59	22.0%	6.5%	7.7%
% of completed treatments indicating that PAR score was taken (year to date)	0	46	0.0%	69.6%	58.4%
Rate of removable appliances per 100 fixed appliances - proposed treatment (rolling 12 month period)	6	102	5.88	4.02	5.64
Rate of removable appliances per 100 fixed appliances - completed treatment (rolling 12 month period)	0	0	N/A	4.09	4.81
% of courses of treatment with removable appliances only - proposed treatment (rolling 12 month period)	5	59	8.5%	2.0%	2.0%
% of courses of treatment with removable appliances only - completed treatment (rolling 12 month period)	0	46	0.0%	1.7%	1.5%
% of patients satisfied with the treatment they have received (rolling 12 month period)	2	2	100.0%	94.9%	96.0%

\* Figures in italics indicate that the base number is less than 100.

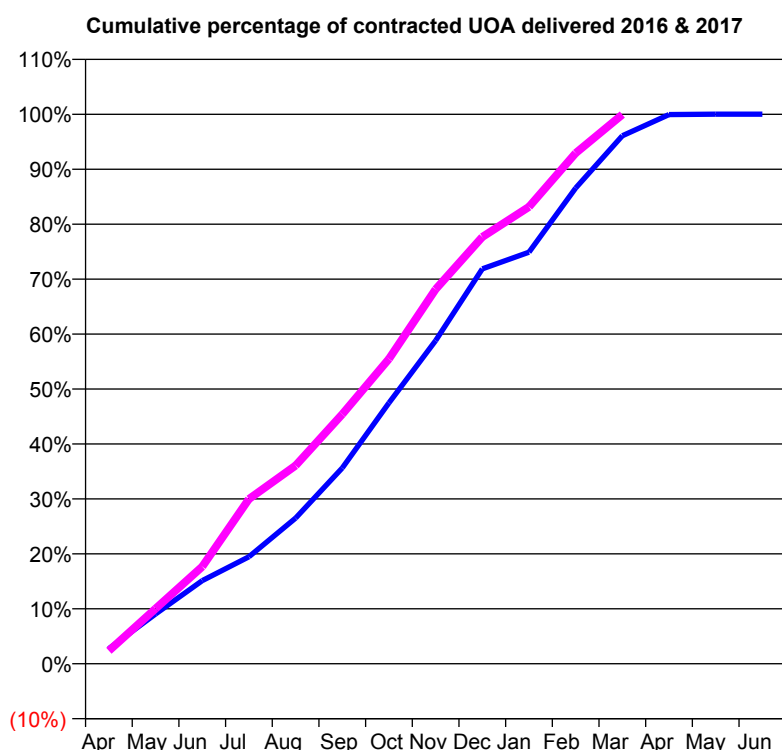
**Q62 - Vital Signs Orthodontic At a Glance Contract Report for 919284/0001 - March 2017**

Name or company name	MR M ALIMADADIAN
Contract type name	PDS Contract
Purpose of contract	Orthodontic
Contract start date	01/04/2006
Contract end date	31/03/2019

16/17 Contracted general activity (UDA)	0
Carry forward general activity (UDA)	0
16/17 Contracted orthodontic activity (UOA)	24,911
Carry forward orthodontic activity (UOA)	-5
Baseline contract value	£1,615,383.47

**ACCESS**

	Contract	England and Wales
24 month ratio of assessments to patient IDs	1.02	1.09

**ACTIVITY**


Month	Adjusted Scheduled Activity (UOA)	
	2016	2017
April	684	589
May	2,258	2,501
June	3,768	4,402
July	4,852	7,466
August	6,605	8,988
September	8,875	11,312
October	11,826	13,823
November	14,651	16,976
December	17,903	19,346
January	18,658	20,711
February	21,566	23,151
March	23,938	24,898
April	24,895	
May	24,916	
June	24,916	

**QUALITY**

	Contract Quantity	Contract Base Number	Contract *	Region	England
% of all assessments that were assess and fit appliances (rolling 12 month period)	1,210	1,916	63.2%	55.7%	56.6%
% of all assessments that were assess and refuse (rolling 12 month period)	620	1,916	32.4%	14.9%	11.8%
% of all assessments that were assess and review (rolling 12 month period)	86	1,916	4.5%	29.4%	31.6%
% of terminated courses where treatment was abandoned or discontinued (rolling 12 month period)	109	1,178	9.3%	6.5%	7.7%
% of completed treatments indicating that PAR score was taken (year to date)	1,024	1,069	95.8%	69.6%	58.4%
Rate of removable appliances per 100 fixed appliances - proposed treatment (rolling 12 month period)	45	2,392	1.88	4.02	5.64
Rate of removable appliances per 100 fixed appliances - completed treatment (rolling 12 month period)	26	2,108	1.23	4.09	4.81
% of courses of treatment with removable appliances only - proposed treatment (rolling 12 month period)	4	1,210	0.3%	2.0%	2.0%
% of courses of treatment with removable appliances only - completed treatment (rolling 12 month period)	7	1,069	0.7%	1.7%	1.5%
% of patients satisfied with the treatment they have received (rolling 12 month period)	53	56	94.6%	94.9%	96.0%

\* Figures in italics indicate that the base number is less than 100.

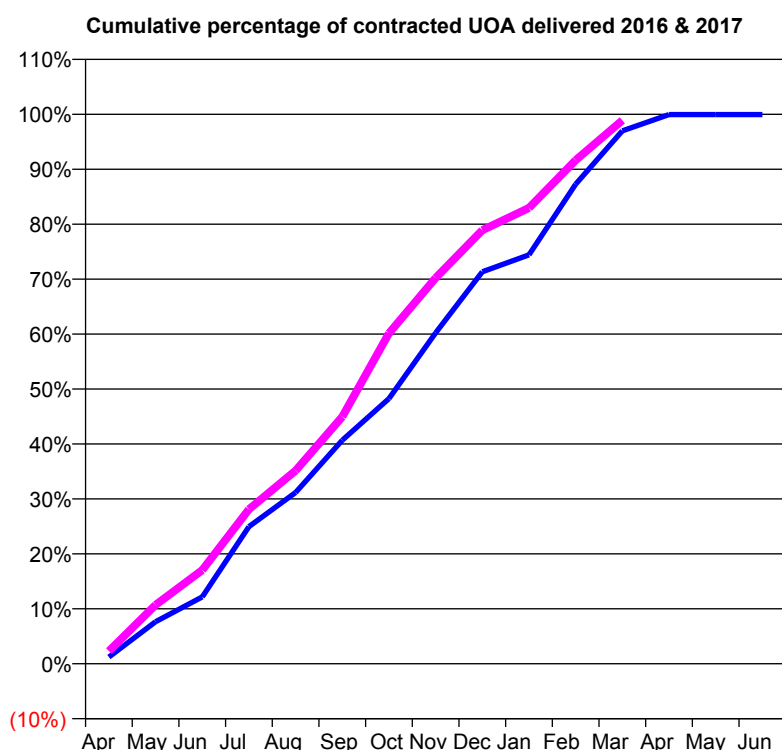
**Q62 - Vital Signs Orthodontic At a Glance Contract Report for 919284/0002 - March 2017**

Name or company name	MR M ALIMADADIAN
Contract type name	PDS Contract
Purpose of contract	General and Orthodontic
Contract start date	01/04/2006
Contract end date	31/03/2019

16/17 Contracted general activity (UDA)	0
Carry forward general activity (UDA)	0
16/17 Contracted orthodontic activity (UOA)	16,948
Carry forward orthodontic activity (UOA)	-9
Baseline contract value	£1,121,639.02

**ACCESS**

	Contract	England and Wales
24 month ratio of assessments to patient IDs	1.01	1.09

**ACTIVITY**


Month	Adjusted Scheduled Activity (UOA)	
	2016	2017
April	208	392
May	1,299	1,816
June	2,063	2,890
July	4,231	4,765
August	5,282	5,958
September	6,893	7,618
October	8,179	10,194
November	10,206	11,899
December	12,091	13,374
January	12,612	14,058
February	14,791	15,531
March	16,435	16,763
April	16,938	
May	16,939	
June	16,939	

**QUALITY**

	Contract Quantity	Contract Base Number	Contract *	Region	England
% of all assessments that were assess and fit appliances (rolling 12 month period)	812	1,389	58.5%	55.7%	56.6%
% of all assessments that were assess and refuse (rolling 12 month period)	493	1,389	35.5%	14.9%	11.8%
% of all assessments that were assess and review (rolling 12 month period)	84	1,389	6.0%	29.4%	31.6%
% of terminated courses where treatment was abandoned or discontinued (rolling 12 month period)	58	693	8.4%	6.5%	7.7%
% of completed treatments indicating that PAR score was taken (year to date)	580	634	91.5%	69.6%	58.4%
Rate of removable appliances per 100 fixed appliances - proposed treatment (rolling 12 month period)	50	1,574	3.18	4.02	5.64
Rate of removable appliances per 100 fixed appliances - completed treatment (rolling 12 month period)	15	1,237	1.21	4.09	4.81
% of courses of treatment with removable appliances only - proposed treatment (rolling 12 month period)	18	812	2.2%	2.0%	2.0%
% of courses of treatment with removable appliances only - completed treatment (rolling 12 month period)	7	635	1.1%	1.7%	1.5%
% of patients satisfied with the treatment they have received (rolling 12 month period)	33	36	91.7%	94.9%	96.0%

\* Figures in italics indicate that the base number is less than 100.

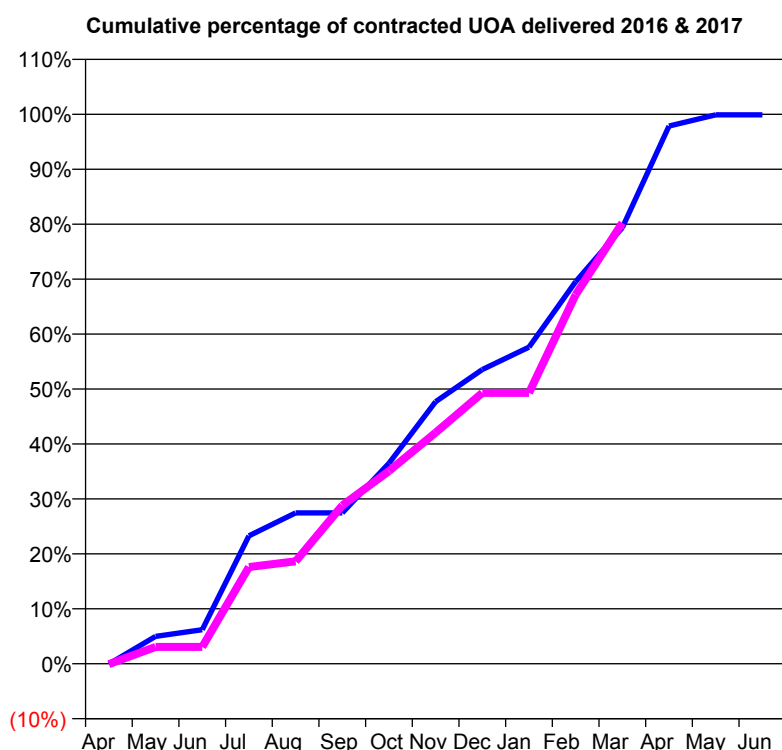
**Q62 - Vital Signs Orthodontic At a Glance Contract Report for 925152/0003 - March 2017**

Name or company name	MR GP MANCINI
Contract type name	PDS Contract
Purpose of contract	Orthodontic
Contract start date	01/04/2006
Contract end date	31/03/2019

16/17 Contracted general activity (UDA)	0
Carry forward general activity (UDA)	0
16/17 Contracted orthodontic activity (UOA)	4,146
Carry forward orthodontic activity (UOA)	4
Baseline contract value	£268,858.21

**ACCESS**

	Contract	England and Wales
24 month ratio of assessments to patient IDs	1.04	1.09

**ACTIVITY**


Month	Adjusted Scheduled Activity (UOA)	
	2016	2017
April	-3	-4
May	207	127
June	257	127
July	965	730
August	1,138	773
September	1,138	1,195
October	1,513	1,454
November	1,978	1,744
December	2,220	2,044
January	2,389	2,044
February	2,883	2,784
March	3,290	3,327
April	4,057	
May	4,142	
June	4,142	

**QUALITY**

	Contract Quantity	Contract Base Number	Contract *	Region	England
% of all assessments that were assess and fit appliances (rolling 12 month period)	205	253	81.0%	55.7%	56.6%
% of all assessments that were assess and refuse (rolling 12 month period)	2	253	0.8%	14.9%	11.8%
% of all assessments that were assess and review (rolling 12 month period)	46	253	18.2%	29.4%	31.6%
% of terminated courses where treatment was abandoned or discontinued (rolling 12 month period)	4	131	3.1%	6.5%	7.7%
% of completed treatments indicating that PAR score was taken (year to date)	96	127	75.6%	69.6%	58.4%
Rate of removable appliances per 100 fixed appliances - proposed treatment (rolling 12 month period)	23	381	6.04	4.02	5.64
Rate of removable appliances per 100 fixed appliances - completed treatment (rolling 12 month period)	0	0	N/A	4.09	4.81
% of courses of treatment with removable appliances only - proposed treatment (rolling 12 month period)	6	205	2.9%	2.0%	2.0%
% of courses of treatment with removable appliances only - completed treatment (rolling 12 month period)	0	127	0.0%	1.7%	1.5%
% of patients satisfied with the treatment they have received (rolling 12 month period)	6	7	85.7%	94.9%	96.0%

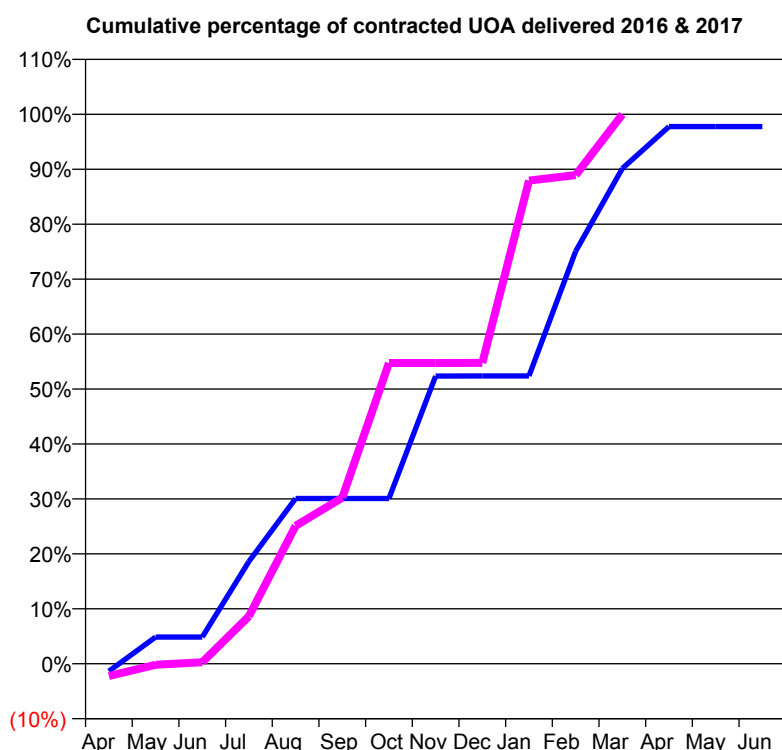
\* Figures in italics indicate that the base number is less than 100.

**Q62 - Vital Signs Orthodontic At a Glance Contract Report for 925152/0005 - March 2017**

Name or company name	MR GP MANCINI
Contract type name	PDS Contract
Purpose of contract	Orthodontic
Contract start date	01/04/2006
Contract end date	31/03/2019

16/17 Contracted general activity (UDA)	0
Carry forward general activity (UDA)	0
16/17 Contracted orthodontic activity (UOA)	4,140
Carry forward orthodontic activity (UOA)	93
Baseline contract value	£268,443.22

ACCESS	Contract	England and Wales
24 month ratio of assessments to patient IDs	1.02	1.09

**ACTIVITY**


Month	Adjusted Scheduled Activity (UOA)	
	2016	2017
April	-57	-93
May	201	-9
June	201	12
July	771	358
August	1,245	1,039
September	1,245	1,251
October	1,245	2,266
November	2,168	2,266
December	2,169	2,267
January	2,169	3,640
February	3,108	3,682
March	3,732	4,139
April	4,047	
May	4,047	
June	4,047	

QUALITY	Contract Quantity	Contract Base Number	Contract *	Region	England
% of all assessments that were assess and fit appliances (rolling 12 month period)	218	270	80.7%	55.7%	56.6%
% of all assessments that were assess and refuse (rolling 12 month period)	1	270	0.4%	14.9%	11.8%
% of all assessments that were assess and review (rolling 12 month period)	51	270	18.9%	29.4%	31.6%
% of terminated courses where treatment was abandoned or discontinued (rolling 12 month period)	9	121	7.4%	6.5%	7.7%
% of completed treatments indicating that PAR score was taken (year to date)	104	112	92.9%	69.6%	58.4%
Rate of removable appliances per 100 fixed appliances - proposed treatment (rolling 12 month period)	17	412	4.13	4.02	5.64
Rate of removable appliances per 100 fixed appliances - completed treatment (rolling 12 month period)	6	218	2.75	4.09	4.81
% of courses of treatment with removable appliances only - proposed treatment (rolling 12 month period)	11	218	5.0%	2.0%	2.0%
% of courses of treatment with removable appliances only - completed treatment (rolling 12 month period)	3	112	2.7%	1.7%	1.5%
% of patients satisfied with the treatment they have received (rolling 12 month period)	9	9	100.0%	94.9%	96.0%

\* Figures in italics indicate that the base number is less than 100.

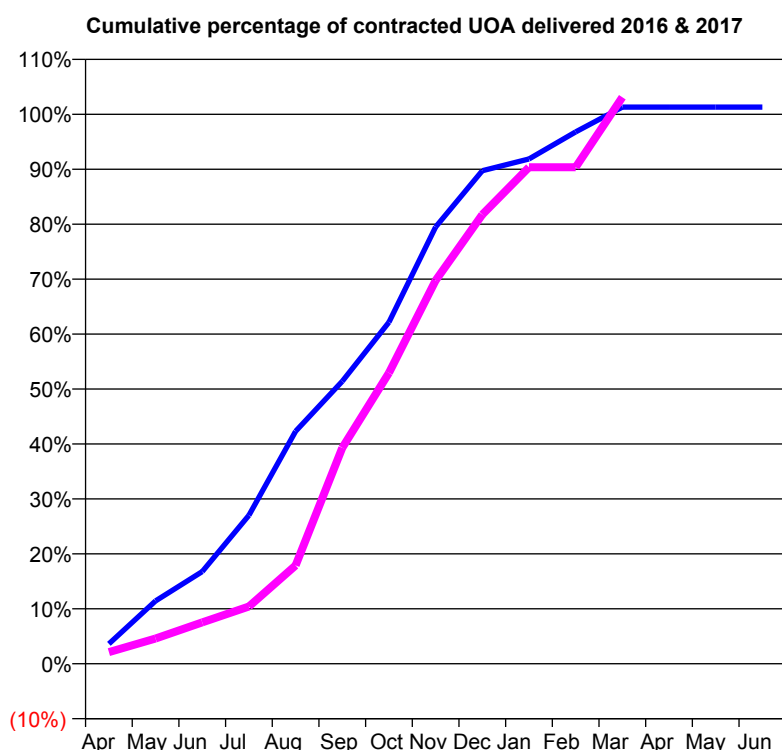
**Q62 - Vital Signs Orthodontic At a Glance Contract Report for 959847/0001 - March 2017**

Name or company name	MR AY LAM
Contract type name	PDS Contract
Purpose of contract	Orthodontic
Contract start date	01/10/2008
Contract end date	31/03/2019

16/17 Contracted general activity (UDA)	0
Carry forward general activity (UDA)	0
16/17 Contracted orthodontic activity (UOA)	5,116
Carry forward orthodontic activity (UOA)	-67
Baseline contract value	£326,147.72

**ACCESS**

	Contract	England and Wales
24 month ratio of assessments to patient IDs	1.00	1.09

**ACTIVITY**


Month	Adjusted Scheduled Activity (UOA)	
	2016	2017
April	186	109
May	585	235
June	858	386
July	1,383	533
August	2,164	915
September	2,630	2,011
October	3,180	2,708
November	4,066	3,569
December	4,591	4,182
January	4,700	4,623
February	4,952	4,623
March	5,183	5,274
April	5,183	
May	5,183	
June	5,183	

**QUALITY**

	Contract Quantity	Contract Base Number	Contract *	Region	England
% of all assessments that were assess and fit appliances (rolling 12 month period)	252	252	100.0%	55.7%	56.6%
% of all assessments that were assess and refuse (rolling 12 month period)	0	252	0.0%	14.9%	11.8%
% of all assessments that were assess and review (rolling 12 month period)	0	252	0.0%	29.4%	31.6%
% of terminated courses where treatment was abandoned or discontinued (rolling 12 month period)	6	283	2.1%	6.5%	7.7%
% of completed treatments indicating that PAR score was taken (year to date)	276	277	99.6%	69.6%	58.4%
Rate of removable appliances per 100 fixed appliances - proposed treatment (rolling 12 month period)	20	479	4.18	4.02	5.64
Rate of removable appliances per 100 fixed appliances - completed treatment (rolling 12 month period)	11	544	2.02	4.09	4.81
% of courses of treatment with removable appliances only - proposed treatment (rolling 12 month period)	4	252	1.6%	2.0%	2.0%
% of courses of treatment with removable appliances only - completed treatment (rolling 12 month period)	3	277	1.1%	1.7%	1.5%
% of patients satisfied with the treatment they have received (rolling 12 month period)	10	11	90.9%	94.9%	96.0%

\* Figures in italics indicate that the base number is less than 100.

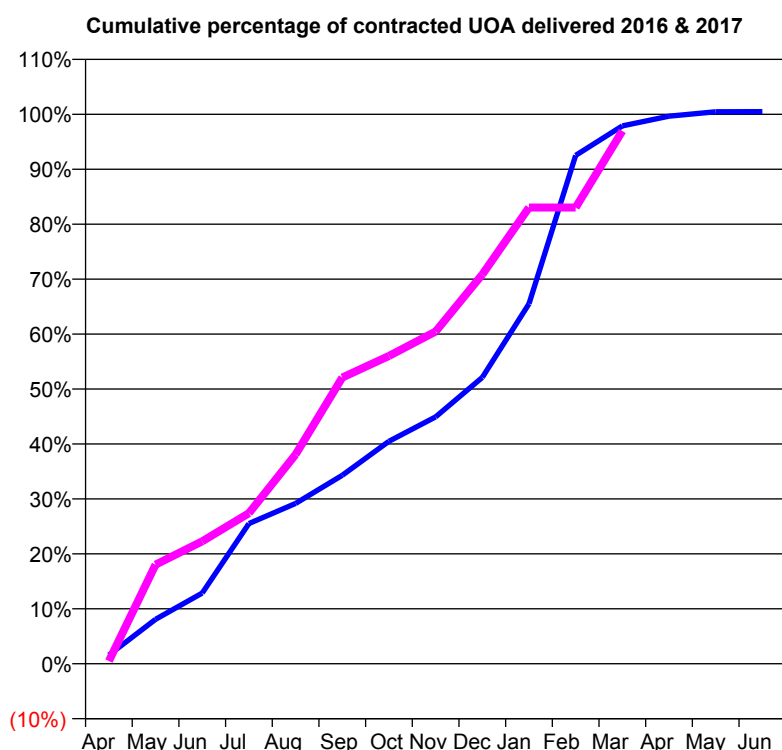
**Q63 - Vital Signs Orthodontic At a Glance Contract Report for 111732/0001 - March 2017**

Name or company name	Richmond Hill Orthodontics Ltd
Contract type name	PDS Contract
Purpose of contract	Orthodontic
Contract start date	31/10/2014
Contract end date	31/03/2019

16/17 Contracted general activity (UDA)	0
Carry forward general activity (UDA)	0
16/17 Contracted orthodontic activity (UOA)	7,813
Carry forward orthodontic activity (UOA)	-38
Baseline contract value	£508,270.10

**ACCESS**

	Contract	England and Wales
24 month ratio of assessments to patient IDs	1.02	1.09

**ACTIVITY**


Month	Adjusted Scheduled Activity (UOA)	
	2016	2017
April	125	38
May	633	1,410
June	1,006	1,741
July	1,994	2,141
August	2,280	2,975
September	2,680	4,069
October	3,164	4,376
November	3,510	4,724
December	4,071	5,535
January	5,118	6,488
February	7,229	6,488
March	7,648	7,575
April	7,786	
May	7,849	
June	7,851	

**QUALITY**

	Contract Quantity	Contract Base Number	Contract *	Region	England
% of all assessments that were assess and fit appliances (rolling 12 month period)	361	779	46.3%	55.7%	56.6%
% of all assessments that were assess and refuse (rolling 12 month period)	71	779	9.1%	14.9%	11.8%
% of all assessments that were assess and review (rolling 12 month period)	347	779	44.5%	29.4%	31.6%
% of terminated courses where treatment was abandoned or discontinued (rolling 12 month period)	6	352	1.7%	6.5%	7.7%
% of completed treatments indicating that PAR score was taken (year to date)	342	346	98.8%	69.6%	58.4%
Rate of removable appliances per 100 fixed appliances - proposed treatment (rolling 12 month period)	30	675	4.44	4.02	5.64
Rate of removable appliances per 100 fixed appliances - completed treatment (rolling 12 month period)	0	26	0.00	4.09	4.81
% of courses of treatment with removable appliances only - proposed treatment (rolling 12 month period)	14	361	3.9%	2.0%	2.0%
% of courses of treatment with removable appliances only - completed treatment (rolling 12 month period)	0	346	0.0%	1.7%	1.5%
% of patients satisfied with the treatment they have received (rolling 12 month period)	8	9	88.9%	94.9%	96.0%

\* Figures in italics indicate that the base number is less than 100.



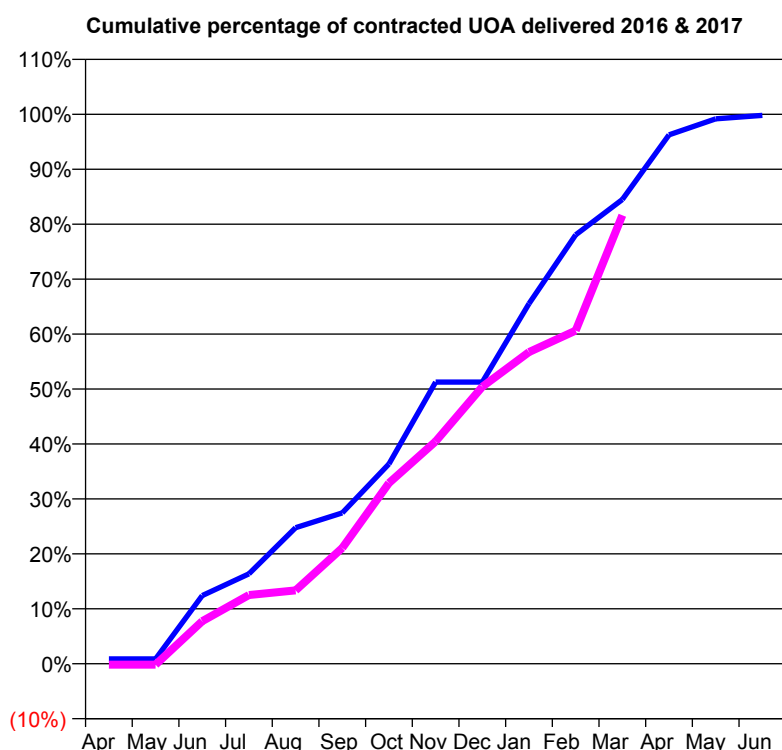
**Q63 - Vital Signs Orthodontic At a Glance Contract Report for 115681/0002 - March 2017**

Name or company name	Bateman, Knight & McConnell
Contract type name	PDS Contract
Purpose of contract	Orthodontic
Contract start date	01/04/2011
Contract end date	31/03/2019

16/17 Contracted general activity (UDA)	0
Carry forward general activity (UDA)	0
16/17 Contracted orthodontic activity (UOA)	3,638
Carry forward orthodontic activity (UOA)	7
Baseline contract value	£241,472.48

**ACCESS**

	Contract	England and Wales
24 month ratio of assessments to patient IDs	1.07	1.09

**ACTIVITY**


Month	Adjusted Scheduled Activity (UOA)	
	2016	2017
April	32	-7
May	32	-7
June	452	282
July	596	455
August	901	486
September	999	767
October	1,323	1,197
November	1,865	1,472
December	1,865	1,834
January	2,384	2,064
February	2,840	2,206
March	3,074	2,969
April	3,502	
May	3,608	
June	3,631	

**QUALITY**

	Contract Quantity	Contract Base Number	Contract *	Region	England
% of all assessments that were assess and fit appliances (rolling 12 month period)	156	413	37.8%	55.7%	56.6%
% of all assessments that were assess and refuse (rolling 12 month period)	40	413	9.7%	14.9%	11.8%
% of all assessments that were assess and review (rolling 12 month period)	217	413	52.5%	29.4%	31.6%
% of terminated courses where treatment was abandoned or discontinued (rolling 12 month period)	3	116	2.6%	6.5%	7.7%
% of completed treatments indicating that PAR score was taken (year to date)	106	113	93.8%	69.6%	58.4%
Rate of removable appliances per 100 fixed appliances - proposed treatment (rolling 12 month period)	9	306	2.94	4.02	5.64
Rate of removable appliances per 100 fixed appliances - completed treatment (rolling 12 month period)	9	210	4.29	4.09	4.81
% of courses of treatment with removable appliances only - proposed treatment (rolling 12 month period)	0	156	0.0%	2.0%	2.0%
% of courses of treatment with removable appliances only - completed treatment (rolling 12 month period)	0	113	0.0%	1.7%	1.5%
% of patients satisfied with the treatment they have received (rolling 12 month period)	7	7	100.0%	94.9%	96.0%

\* Figures in italics indicate that the base number is less than 100.

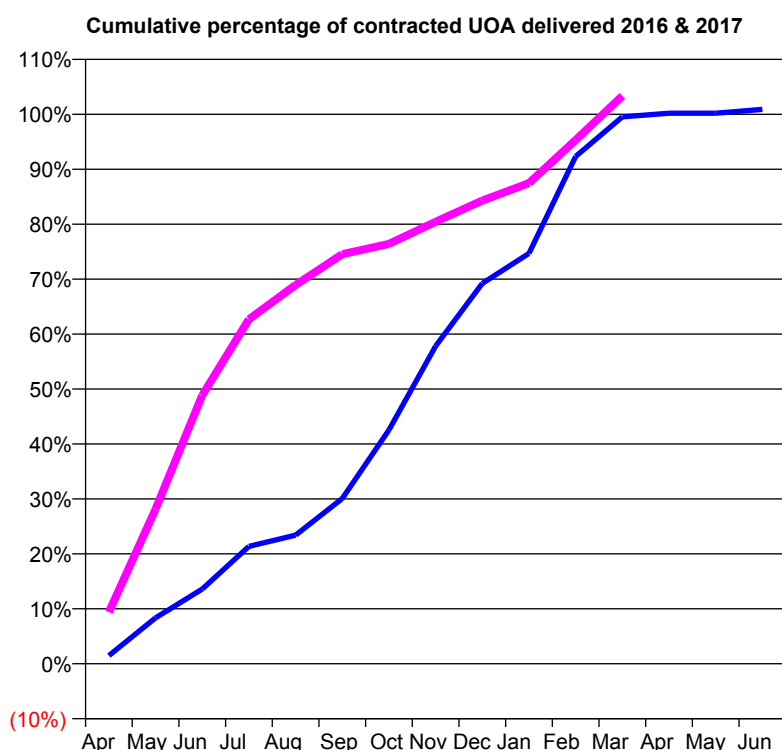
**Q63 - Vital Signs Orthodontic At a Glance Contract Report for 117323/0001 - March 2017**

Name or company name	Wimbledon Orthodontic Practice
Contract type name	PDS Contract
Purpose of contract	Orthodontic
Contract start date	28/02/2008
Contract end date	31/03/2019

16/17 Contracted general activity (UDA)	0
Carry forward general activity (UDA)	0
16/17 Contracted orthodontic activity (UOA)	6,406
Carry forward orthodontic activity (UOA)	-57
Baseline contract value	£426,590.56

**ACCESS**

	Contract	England and Wales
24 month ratio of assessments to patient IDs	1.03	1.09

**ACTIVITY**


Month	Adjusted Scheduled Activity (UOA)	
	2016	2017
April	95	603
May	536	1,803
June	872	3,130
July	1,369	4,016
August	1,499	4,415
September	1,927	4,774
October	2,726	4,895
November	3,704	5,153
December	4,434	5,399
January	4,784	5,603
February	5,914	6,105
March	6,376	6,620
April	6,418	
May	6,418	
June	6,463	

**QUALITY**

	Contract Quantity	Contract Base Number	Contract *	Region	England
% of all assessments that were assess and fit appliances (rolling 12 month period)	335	421	79.6%	55.7%	56.6%
% of all assessments that were assess and refuse (rolling 12 month period)	32	421	7.6%	14.9%	11.8%
% of all assessments that were assess and review (rolling 12 month period)	54	421	12.8%	29.4%	31.6%
% of terminated courses where treatment was abandoned or discontinued (rolling 12 month period)	4	219	1.8%	6.5%	7.7%
% of completed treatments indicating that PAR score was taken (year to date)	62	215	28.8%	69.6%	58.4%
Rate of removable appliances per 100 fixed appliances - proposed treatment (rolling 12 month period)	39	600	6.50	4.02	5.64
Rate of removable appliances per 100 fixed appliances - completed treatment (rolling 12 month period)	15	391	3.84	4.09	4.81
% of courses of treatment with removable appliances only - proposed treatment (rolling 12 month period)	22	335	6.6%	2.0%	2.0%
% of courses of treatment with removable appliances only - completed treatment (rolling 12 month period)	14	215	6.5%	1.7%	1.5%
% of patients satisfied with the treatment they have received (rolling 12 month period)	14	14	100.0%	94.9%	96.0%

\* Figures in italics indicate that the base number is less than 100.

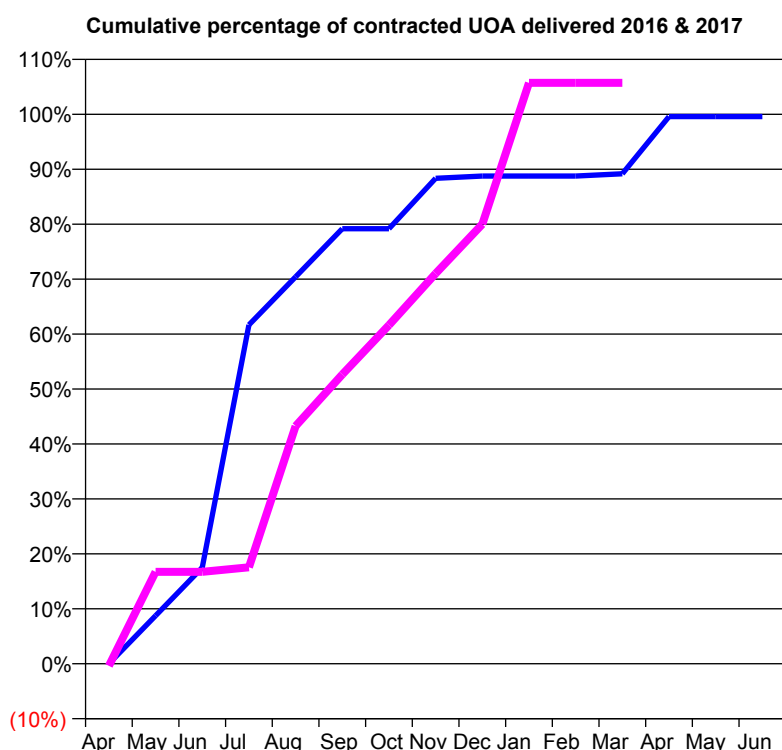
**Q63 - Vital Signs Orthodontic At a Glance Contract Report for 117471/0001 - March 2017**

Name or company name	Summerstown Dental Centre Limited
Contract type name	Pilot Contract
Purpose of contract	General and Orthodontic
Contract start date	01/06/2010
Contract end date	

16/17 Contracted general activity (UDA)	11,000
Carry forward general activity (UDA)	0
16/17 Contracted orthodontic activity (UOA)	245
Carry forward orthodontic activity (UOA)	1
Baseline contract value	£335,744.73

**ACCESS**

	Contract	England and Wales
24 month ratio of assessments to patient IDs	1.08	1.09

**ACTIVITY**


Month	Adjusted Scheduled Activity (UOA)	
	2016	2017
April	0	-1
May	21	41
June	42	41
July	148	43
August	169	106
September	190	129
October	190	151
November	212	174
December	213	196
January	213	259
February	213	259
March	214	259
April	239	
May	239	
June	239	

**QUALITY**

	Contract Quantity	Contract Base Number	Contract *	Region	England
% of all assessments that were assess and fit appliances (rolling 12 month period)	14	23	60.9%	55.7%	56.6%
% of all assessments that were assess and refuse (rolling 12 month period)	0	23	0.0%	14.9%	11.8%
% of all assessments that were assess and review (rolling 12 month period)	9	23	39.1%	29.4%	31.6%
% of terminated courses where treatment was abandoned or discontinued (rolling 12 month period)	1	12	8.3%	6.5%	7.7%
% of completed treatments indicating that PAR score was taken (year to date)	10	11	90.9%	69.6%	58.4%
Rate of removable appliances per 100 fixed appliances - proposed treatment (rolling 12 month period)	7	6	116.67	4.02	5.64
Rate of removable appliances per 100 fixed appliances - completed treatment (rolling 12 month period)	6	10	60.00	4.09	4.81
% of courses of treatment with removable appliances only - proposed treatment (rolling 12 month period)	7	14	50.0%	2.0%	2.0%
% of courses of treatment with removable appliances only - completed treatment (rolling 12 month period)	1	11	9.1%	1.7%	1.5%
% of patients satisfied with the treatment they have received (rolling 12 month period)	0	0	N/A	94.9%	96.0%

\* Figures in italics indicate that the base number is less than 100.

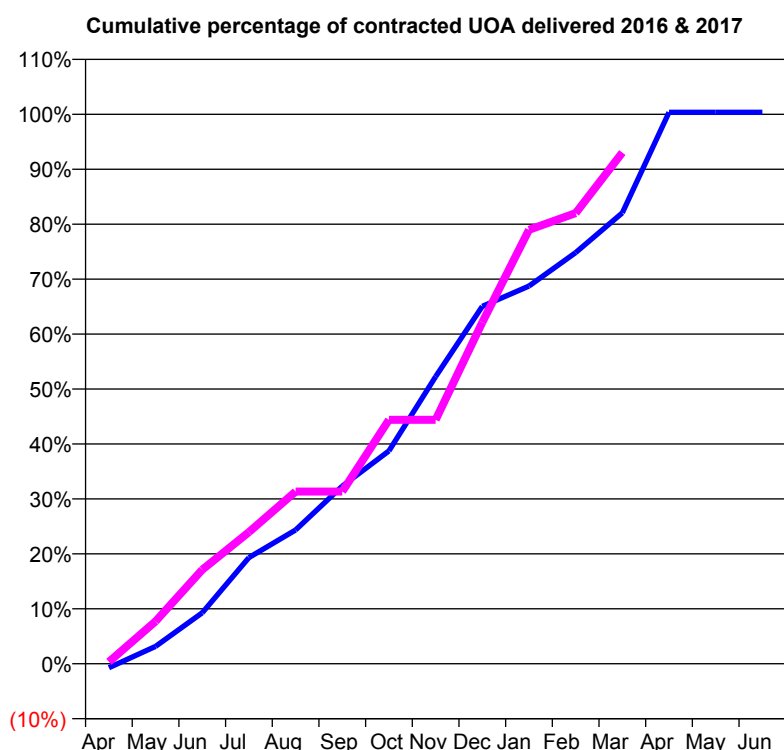
**Q63 - Vital Signs Orthodontic At a Glance Contract Report for 119644/0001 - March 2017**

Name or company name	Perfect Smile Associates Limited
Contract type name	GDS Contract
Purpose of contract	General and Orthodontic
Contract start date	17/05/2011
Contract end date	

16/17 Contracted general activity (UDA)	16,740
Carry forward general activity (UDA)	14
16/17 Contracted orthodontic activity (UOA)	4,000
Carry forward orthodontic activity (UOA)	-14
Baseline contract value	£753,089.32

**ACCESS**

	Contract	England and Wales
24 month ratio of assessments to patient IDs	1.08	1.09

**ACTIVITY**


Month	Adjusted Scheduled Activity (UOA)	
	2016	2017
April	-30	14
May	127	309
June	371	685
July	773	959
August	974	1,254
September	1,293	1,254
October	1,550	1,776
November	2,090	1,776
December	2,602	2,485
January	2,749	3,159
February	2,993	3,280
March	3,282	3,721
April	4,014	
May	4,014	
June	4,014	

**QUALITY**

	Contract Quantity	Contract Base Number	Contract *	Region	England
% of all assessments that were assess and fit appliances (rolling 12 month period)	206	461	44.7%	55.7%	56.6%
% of all assessments that were assess and refuse (rolling 12 month period)	69	461	15.0%	14.9%	11.8%
% of all assessments that were assess and review (rolling 12 month period)	186	461	40.3%	29.4%	31.6%
% of terminated courses where treatment was abandoned or discontinued (rolling 12 month period)	27	35	77.1%	6.5%	7.7%
% of completed treatments indicating that PAR score was taken (year to date)	3	8	37.5%	69.6%	58.4%
Rate of removable appliances per 100 fixed appliances - proposed treatment (rolling 12 month period)	1	183	0.55	4.02	5.64
Rate of removable appliances per 100 fixed appliances - completed treatment (rolling 12 month period)	0	14	0.00	4.09	4.81
% of courses of treatment with removable appliances only - proposed treatment (rolling 12 month period)	1	206	0.5%	2.0%	2.0%
% of courses of treatment with removable appliances only - completed treatment (rolling 12 month period)	0	8	0.0%	1.7%	1.5%
% of patients satisfied with the treatment they have received (rolling 12 month period)	18	19	94.7%	94.9%	96.0%

\* Figures in italics indicate that the base number is less than 100.

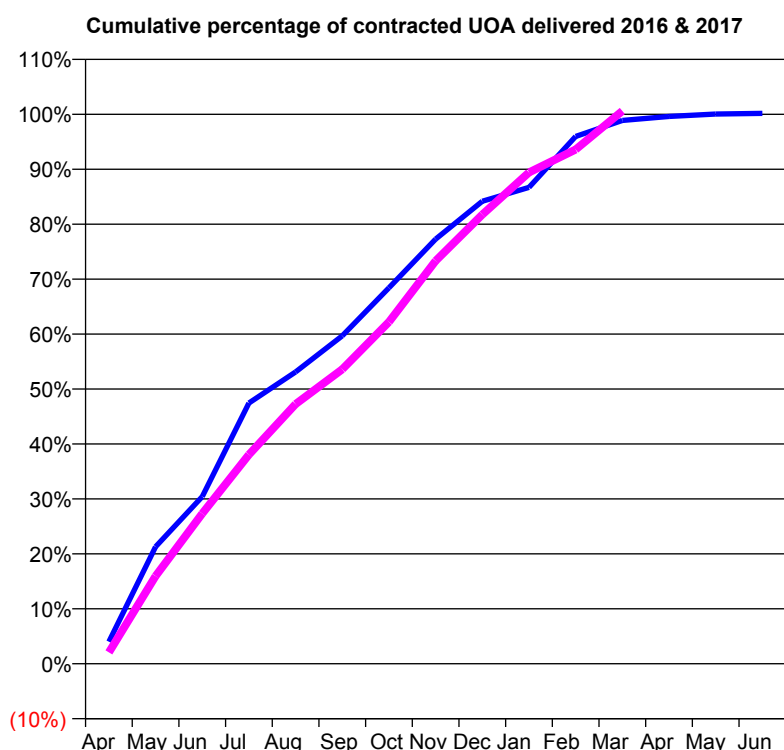
**Q63 - Vital Signs Orthodontic At a Glance Contract Report for 120820/0001 - March 2017**

Name or company name	Sutton Orthodontic Practice
Contract type name	PDS Contract
Purpose of contract	Orthodontic
Contract start date	01/04/2006
Contract end date	31/03/2019

16/17 Contracted general activity (UDA)	0
Carry forward general activity (UDA)	0
16/17 Contracted orthodontic activity (UOA)	15,545
Carry forward orthodontic activity (UOA)	-27
Baseline contract value	£1,034,632.44

**ACCESS**

	Contract	England and Wales
24 month ratio of assessments to patient IDs	1.04	1.09

**ACTIVITY**


Month	Adjusted Scheduled Activity (UOA)	
	2016	2017
April	625	321
May	3,312	2,481
June	4,729	4,249
July	7,376	5,917
August	8,255	7,346
September	9,277	8,333
October	10,636	9,669
November	12,013	11,398
December	13,084	12,708
January	13,477	13,899
February	14,917	14,546
March	15,371	15,639
April	15,482	
May	15,551	
June	15,572	

**QUALITY**

	Contract Quantity	Contract Base Number	Contract *	Region	England
% of all assessments that were assess and fit appliances (rolling 12 month period)	771	1,332	57.9%	55.7%	56.6%
% of all assessments that were assess and refuse (rolling 12 month period)	200	1,332	15.0%	14.9%	11.8%
% of all assessments that were assess and review (rolling 12 month period)	361	1,332	27.1%	29.4%	31.6%
% of terminated courses where treatment was abandoned or discontinued (rolling 12 month period)	39	715	5.5%	6.5%	7.7%
% of completed treatments indicating that PAR score was taken (year to date)	305	673	45.3%	69.6%	58.4%
Rate of removable appliances per 100 fixed appliances - proposed treatment (rolling 12 month period)	102	1,464	6.97	4.02	5.64
Rate of removable appliances per 100 fixed appliances - completed treatment (rolling 12 month period)	79	1,221	6.47	4.09	4.81
% of courses of treatment with removable appliances only - proposed treatment (rolling 12 month period)	30	771	3.9%	2.0%	2.0%
% of courses of treatment with removable appliances only - completed treatment (rolling 12 month period)	20	676	3.0%	1.7%	1.5%
% of patients satisfied with the treatment they have received (rolling 12 month period)	29	30	96.7%	94.9%	96.0%

\* Figures in italics indicate that the base number is less than 100.

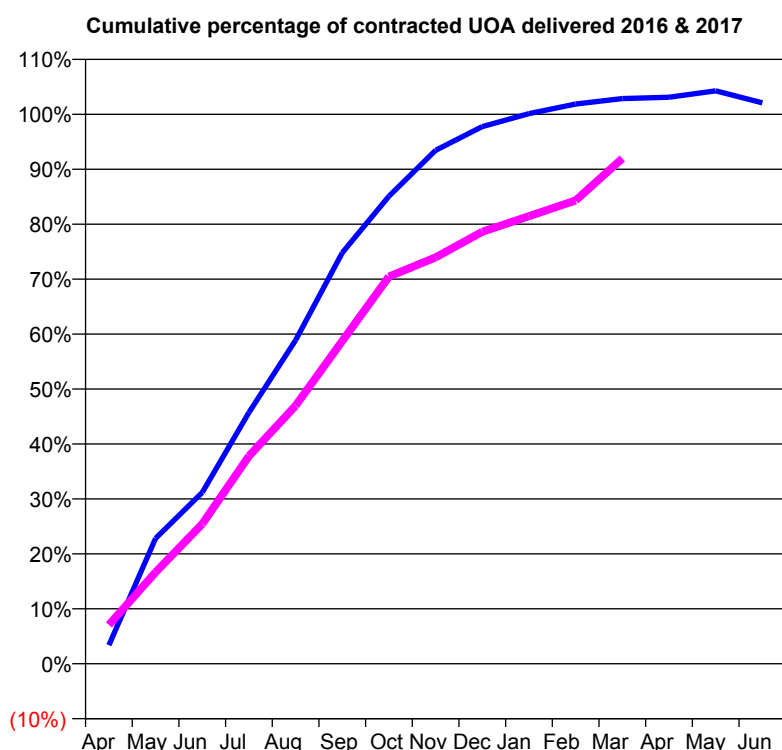
**Q63 - Vital Signs Orthodontic At a Glance Contract Report for 121401/0001 - March 2017**

Name or company name	Namta Ltd
Contract type name	PDS Contract
Purpose of contract	Orthodontic
Contract start date	01/04/2011
Contract end date	31/03/2019

16/17 Contracted general activity (UDA)	0
Carry forward general activity (UDA)	0
16/17 Contracted orthodontic activity (UOA)	12,950
Carry forward orthodontic activity (UOA)	-259
Baseline contract value	£840,650.71

**ACCESS**

	Contract	England and Wales
24 month ratio of assessments to patient IDs	1.04	1.09

**ACTIVITY**


Month	Adjusted Scheduled Activity (UOA)	
	2016	2017
April	438	916
May	2,955	2,157
June	4,036	3,296
July	5,922	4,893
August	7,624	6,082
September	9,688	7,606
October	11,018	9,126
November	12,100	9,578
December	12,659	10,180
January	12,965	10,549
February	13,190	10,920
March	13,319	11,909
April	13,352	
May	13,503	
June	13,220	

**QUALITY**

	Contract Quantity	Contract Base Number	Contract *	Region	England
% of all assessments that were assess and fit appliances (rolling 12 month period)	553	1,037	53.3%	55.7%	56.6%
% of all assessments that were assess and refuse (rolling 12 month period)	167	1,037	16.1%	14.9%	11.8%
% of all assessments that were assess and review (rolling 12 month period)	317	1,037	30.6%	29.4%	31.6%
% of terminated courses where treatment was abandoned or discontinued (rolling 12 month period)	65	475	13.7%	6.5%	7.7%
% of completed treatments indicating that PAR score was taken (year to date)	256	410	62.4%	69.6%	58.4%
Rate of removable appliances per 100 fixed appliances - proposed treatment (rolling 12 month period)	27	1,062	2.54	4.02	5.64
Rate of removable appliances per 100 fixed appliances - completed treatment (rolling 12 month period)	33	799	4.13	4.09	4.81
% of courses of treatment with removable appliances only - proposed treatment (rolling 12 month period)	14	553	2.5%	2.0%	2.0%
% of courses of treatment with removable appliances only - completed treatment (rolling 12 month period)	7	410	1.7%	1.7%	1.5%
% of patients satisfied with the treatment they have received (rolling 12 month period)	12	13	92.3%	94.9%	96.0%

\* Figures in italics indicate that the base number is less than 100.

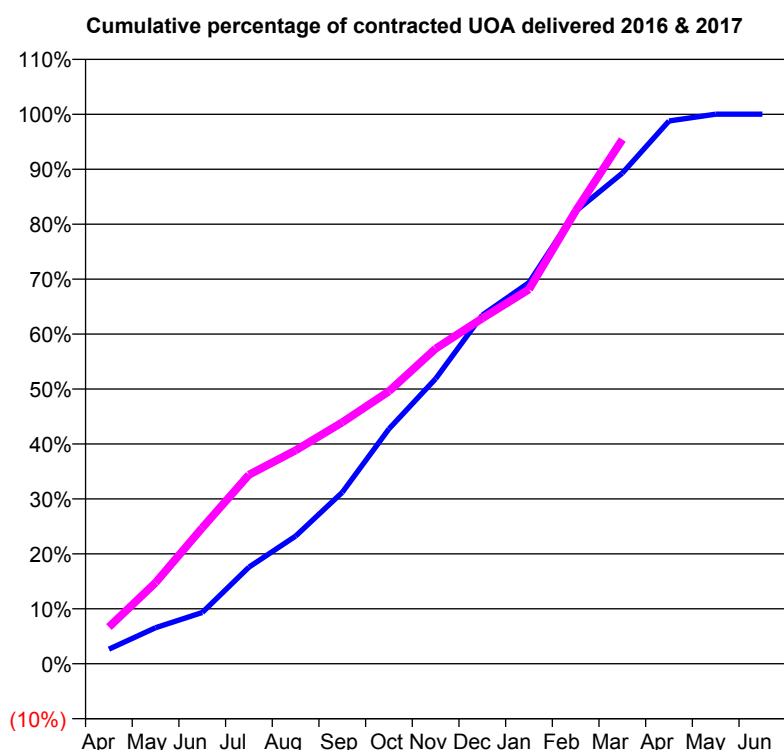
**Q63 - Vital Signs Orthodontic At a Glance Contract Report for 125423/0001 - March 2017**

Name or company name	Chapel Road Orthodontics Limited
Contract type name	PDS Contract
Purpose of contract	Orthodontic
Contract start date	01/08/2009
Contract end date	31/03/2019

16/17 Contracted general activity (UDA)	0
Carry forward general activity (UDA)	0
16/17 Contracted orthodontic activity (UOA)	14,528
Carry forward orthodontic activity (UOA)	-4
Baseline contract value	£987,307.97

**ACCESS**

	Contract	England and Wales
24 month ratio of assessments to patient IDs	1.20	1.09

**ACTIVITY**


Month	Adjusted Scheduled Activity (UOA)	
	2016	2017
April	385	970
May	952	2,146
June	1,356	3,595
July	2,553	4,996
August	3,376	5,641
September	4,531	6,383
October	6,211	7,205
November	7,536	8,333
December	9,216	9,134
January	10,077	9,898
February	11,963	11,971
March	12,971	13,860
April	14,350	
May	14,532	
June	14,532	

**QUALITY**

	Contract Quantity	Contract Base Number	Contract *	Region	England
% of all assessments that were assess and fit appliances (rolling 12 month period)	662	2,220	29.8%	55.7%	56.6%
% of all assessments that were assess and refuse (rolling 12 month period)	315	2,220	14.2%	14.9%	11.8%
% of all assessments that were assess and review (rolling 12 month period)	1,243	2,220	56.0%	29.4%	31.6%
% of terminated courses where treatment was abandoned or discontinued (rolling 12 month period)	24	562	4.3%	6.5%	7.7%
% of completed treatments indicating that PAR score was taken (year to date)	91	538	16.9%	69.6%	58.4%
Rate of removable appliances per 100 fixed appliances - proposed treatment (rolling 12 month period)	28	1,314	2.13	4.02	5.64
Rate of removable appliances per 100 fixed appliances - completed treatment (rolling 12 month period)	19	1,065	1.78	4.09	4.81
% of courses of treatment with removable appliances only - proposed treatment (rolling 12 month period)	1	662	0.2%	2.0%	2.0%
% of courses of treatment with removable appliances only - completed treatment (rolling 12 month period)	3	538	0.6%	1.7%	1.5%
% of patients satisfied with the treatment they have received (rolling 12 month period)	18	19	94.7%	94.9%	96.0%

\* Figures in italics indicate that the base number is less than 100.

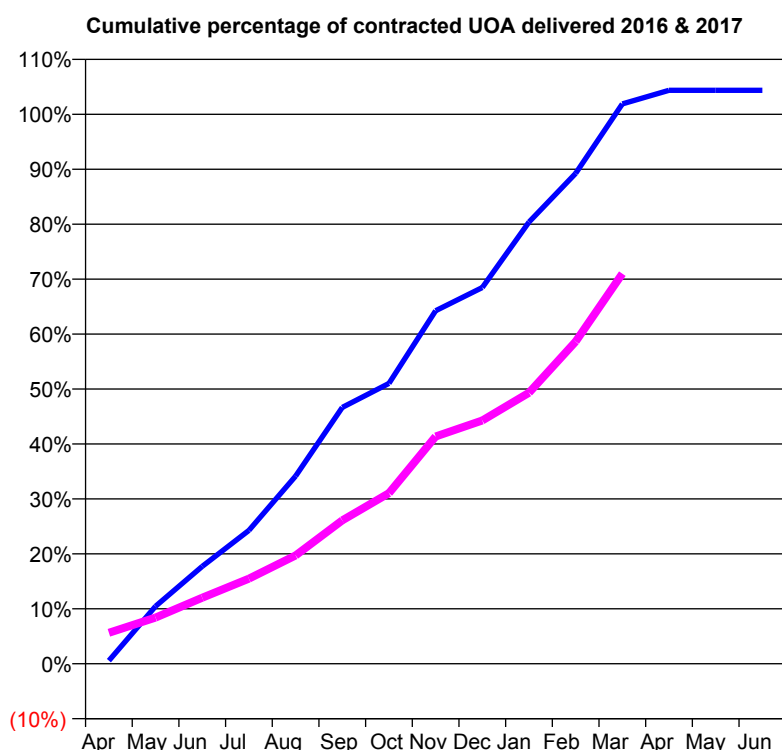
**Q63 - Vital Signs Orthodontic At a Glance Contract Report for 141097/0001 - March 2017**

Name or company name	Mr DJ Mehigan & Miss AM Peel
Contract type name	GDS Contract
Purpose of contract	General and Orthodontic
Contract start date	01/11/2006
Contract end date	

16/17 Contracted general activity (UDA)	14,962
Carry forward general activity (UDA)	0
16/17 Contracted orthodontic activity (UOA)	688
Carry forward orthodontic activity (UOA)	-14
Baseline contract value	£372,559.08

**ACCESS**

	Contract	England and Wales
24 month ratio of assessments to patient IDs	1.80	1.09

**ACTIVITY**


Month	Adjusted Scheduled Activity (UOA)	
	2016	2017
April	4	39
May	72	58
June	122	83
July	167	107
August	235	136
September	321	180
October	351	214
November	442	285
December	471	305
January	553	339
February	614	403
March	701	488
April	718	
May	718	
June	718	

**QUALITY**

	Contract Quantity	Contract Base Number	Contract *	Region	England
% of all assessments that were assess and fit appliances (rolling 12 month period)	8	563	1.4%	55.7%	56.6%
% of all assessments that were assess and refuse (rolling 12 month period)	6	563	1.1%	14.9%	11.8%
% of all assessments that were assess and review (rolling 12 month period)	549	563	97.5%	29.4%	31.6%
% of terminated courses where treatment was abandoned or discontinued (rolling 12 month period)	0	7	0.0%	6.5%	7.7%
% of completed treatments indicating that PAR score was taken (year to date)	0	7	0.0%	69.6%	58.4%
Rate of removable appliances per 100 fixed appliances - proposed treatment (rolling 12 month period)	2	5	40.00	4.02	5.64
Rate of removable appliances per 100 fixed appliances - completed treatment (rolling 12 month period)	0	9	0.00	4.09	4.81
% of courses of treatment with removable appliances only - proposed treatment (rolling 12 month period)	2	8	25.0%	2.0%	2.0%
% of courses of treatment with removable appliances only - completed treatment (rolling 12 month period)	0	7	0.0%	1.7%	1.5%
% of patients satisfied with the treatment they have received (rolling 12 month period)	0	0	N/A	94.9%	96.0%

\* Figures in italics indicate that the base number is less than 100.



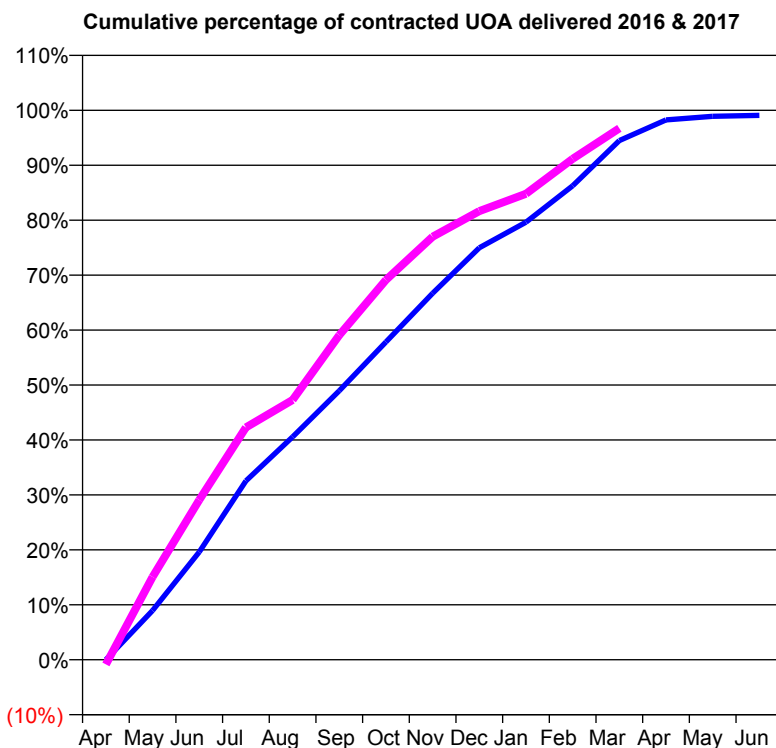
**Q63 - Vital Signs Orthodontic At a Glance Contract Report for 146498/0001 - March 2017**

Name or company name	The McDonogh Practice
Contract type name	PDS Contract
Purpose of contract	Orthodontic
Contract start date	01/04/2006
Contract end date	31/03/2019

16/17 Contracted general activity (UDA)	0
Carry forward general activity (UDA)	0
16/17 Contracted orthodontic activity (UOA)	29,821
Carry forward orthodontic activity (UOA)	274
Baseline contract value	£2,020,861.28

**ACCESS**

	Contract	England and Wales
24 month ratio of assessments to patient IDs	1.06	1.09

**ACTIVITY**


Month	Adjusted Scheduled Activity (UOA)	
	2016	2017
April	4	-258
May	2,675	4,498
June	5,854	8,671
July	9,709	12,608
August	12,094	14,098
September	14,600	17,620
October	17,251	20,616
November	19,892	22,961
December	22,354	24,348
January	23,746	25,286
February	25,722	27,182
March	28,175	28,841
April	29,298	
May	29,493	
June	29,547	

**QUALITY**

	Contract Quantity	Contract Base Number	Contract *	Region	England
% of all assessments that were assess and fit appliances (rolling 12 month period)	1,435	2,605	55.1%	55.7%	56.6%
% of all assessments that were assess and refuse (rolling 12 month period)	366	2,605	14.0%	14.9%	11.8%
% of all assessments that were assess and review (rolling 12 month period)	804	2,605	30.9%	29.4%	31.6%
% of terminated courses where treatment was abandoned or discontinued (rolling 12 month period)	32	1,261	2.5%	6.5%	7.7%
% of completed treatments indicating that PAR score was taken (year to date)	441	1,229	35.9%	69.6%	58.4%
Rate of removable appliances per 100 fixed appliances - proposed treatment (rolling 12 month period)	46	2,684	1.71	4.02	5.64
Rate of removable appliances per 100 fixed appliances - completed treatment (rolling 12 month period)	46	2,079	2.21	4.09	4.81
% of courses of treatment with removable appliances only - proposed treatment (rolling 12 month period)	43	1,435	3.0%	2.0%	2.0%
% of courses of treatment with removable appliances only - completed treatment (rolling 12 month period)	44	1,229	3.6%	1.7%	1.5%
% of patients satisfied with the treatment they have received (rolling 12 month period)	41	42	97.6%	94.9%	96.0%

\* Figures in italics indicate that the base number is less than 100.

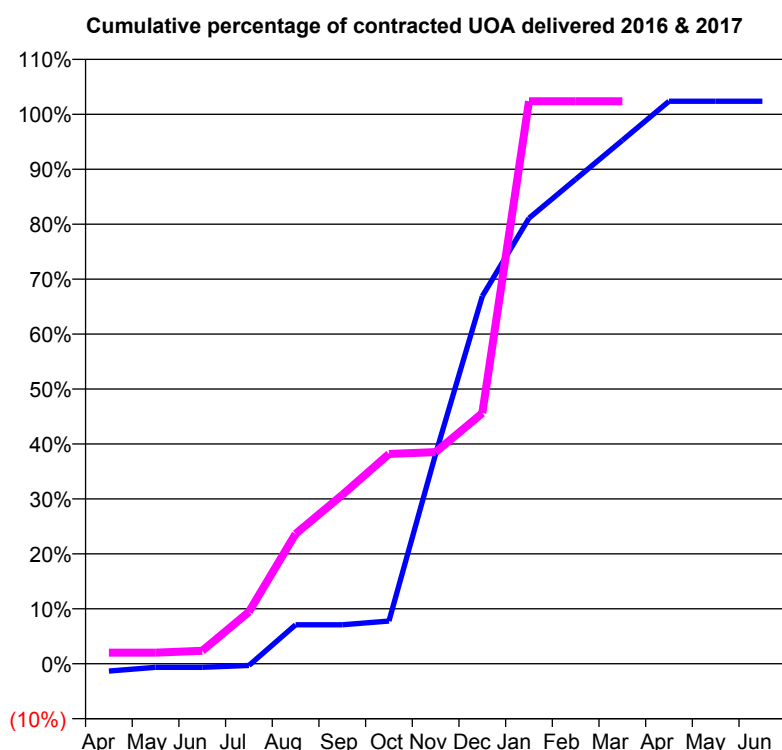
**Q63 - Vital Signs Orthodontic At a Glance Contract Report for 147060/0001 - March 2017**

Name or company name	Purley Whites Dental Care
Contract type name	GDS Contract
Purpose of contract	General and Orthodontic
Contract start date	01/04/2006
Contract end date	

16/17 Contracted general activity (UDA)	10,277
Carry forward general activity (UDA)	-145
16/17 Contracted orthodontic activity (UOA)	296
Carry forward orthodontic activity (UOA)	-6
Baseline contract value	£282,533.78

**ACCESS**

	Contract	England and Wales
24 month ratio of assessments to patient IDs	1.02	1.09

**ACTIVITY**


Month	Adjusted Scheduled Activity (UOA)	
	2016	2017
April	-4	6
May	-2	6
June	-2	7
July	-1	28
August	21	70
September	21	91
October	23	113
November	113	114
December	198	135
January	240	303
February	261	303
March	282	303
April	303	
May	303	
June	303	

**QUALITY**

	Contract Quantity	Contract Base Number	Contract *	Region	England
% of all assessments that were assess and fit appliances (rolling 12 month period)	15	18	83.3%	55.7%	56.6%
% of all assessments that were assess and refuse (rolling 12 month period)	0	18	0.0%	14.9%	11.8%
% of all assessments that were assess and review (rolling 12 month period)	3	18	16.7%	29.4%	31.6%
% of terminated courses where treatment was abandoned or discontinued (rolling 12 month period)	5	9	55.6%	6.5%	7.7%
% of completed treatments indicating that PAR score was taken (year to date)	4	4	100.0%	69.6%	58.4%
Rate of removable appliances per 100 fixed appliances - proposed treatment (rolling 12 month period)	0	24	0.00	4.02	5.64
Rate of removable appliances per 100 fixed appliances - completed treatment (rolling 12 month period)	0	2	0.00	4.09	4.81
% of courses of treatment with removable appliances only - proposed treatment (rolling 12 month period)	0	15	0.0%	2.0%	2.0%
% of courses of treatment with removable appliances only - completed treatment (rolling 12 month period)	0	4	0.0%	1.7%	1.5%
% of patients satisfied with the treatment they have received (rolling 12 month period)	0	0	N/A	94.9%	96.0%

\* Figures in italics indicate that the base number is less than 100.

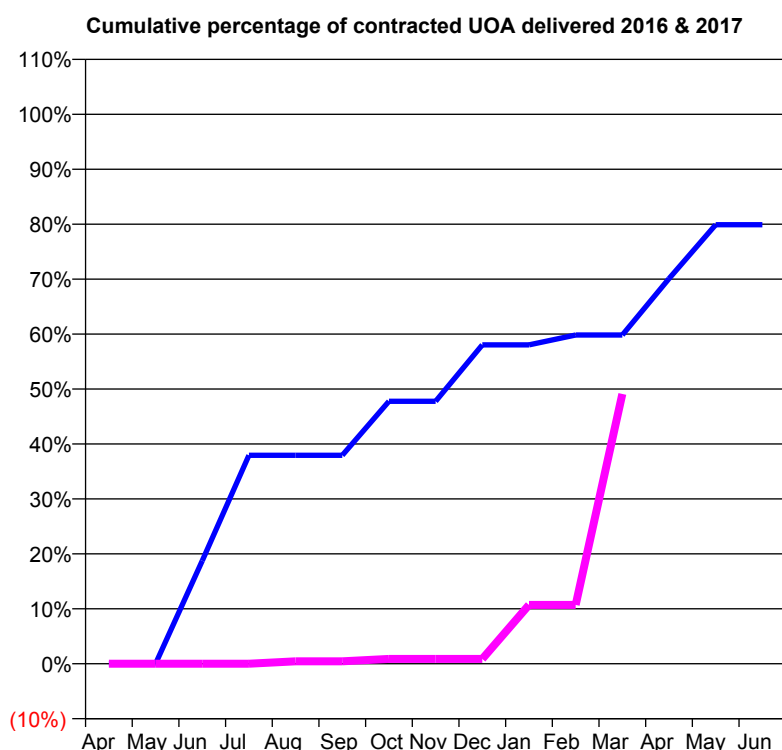
**Q63 - Vital Signs Orthodontic At a Glance Contract Report for 166634/0001 - March 2017**

Name or company name	Lancaster House Dental Practice
Contract type name	Pilot Contract
Purpose of contract	General and Orthodontic
Contract start date	01/04/2006
Contract end date	

16/17 Contracted general activity (UDA)	14,290
Carry forward general activity (UDA)	0
16/17 Contracted orthodontic activity (UOA)	224
Carry forward orthodontic activity (UOA)	0
Baseline contract value	£387,954.78

**ACCESS**

	Contract	England and Wales
24 month ratio of assessments to patient IDs	1.06	1.09

**ACTIVITY**


Month	Adjusted Scheduled Activity (UOA)	
	2016	2017
April	0	0
May	0	0
June	42	0
July	85	0
August	85	1
September	85	1
October	107	2
November	107	2
December	130	2
January	130	24
February	134	24
March	134	110
April	157	
May	179	
June	179	

**QUALITY**

	Contract Quantity	Contract Base Number	Contract *	Region	England
% of all assessments that were assess and fit appliances (rolling 12 month period)	7	16	43.8%	55.7%	56.6%
% of all assessments that were assess and refuse (rolling 12 month period)	2	16	12.5%	14.9%	11.8%
% of all assessments that were assess and review (rolling 12 month period)	7	16	43.8%	29.4%	31.6%
% of terminated courses where treatment was abandoned or discontinued (rolling 12 month period)	0	2	0.0%	6.5%	7.7%
% of completed treatments indicating that PAR score was taken (year to date)	0	2	0.0%	69.6%	58.4%
Rate of removable appliances per 100 fixed appliances - proposed treatment (rolling 12 month period)	0	8	0.00	4.02	5.64
Rate of removable appliances per 100 fixed appliances - completed treatment (rolling 12 month period)	2	3	66.67	4.09	4.81
% of courses of treatment with removable appliances only - proposed treatment (rolling 12 month period)	0	7	0.0%	2.0%	2.0%
% of courses of treatment with removable appliances only - completed treatment (rolling 12 month period)	0	2	0.0%	1.7%	1.5%
% of patients satisfied with the treatment they have received (rolling 12 month period)	0	0	N/A	94.9%	96.0%

\* Figures in italics indicate that the base number is less than 100.

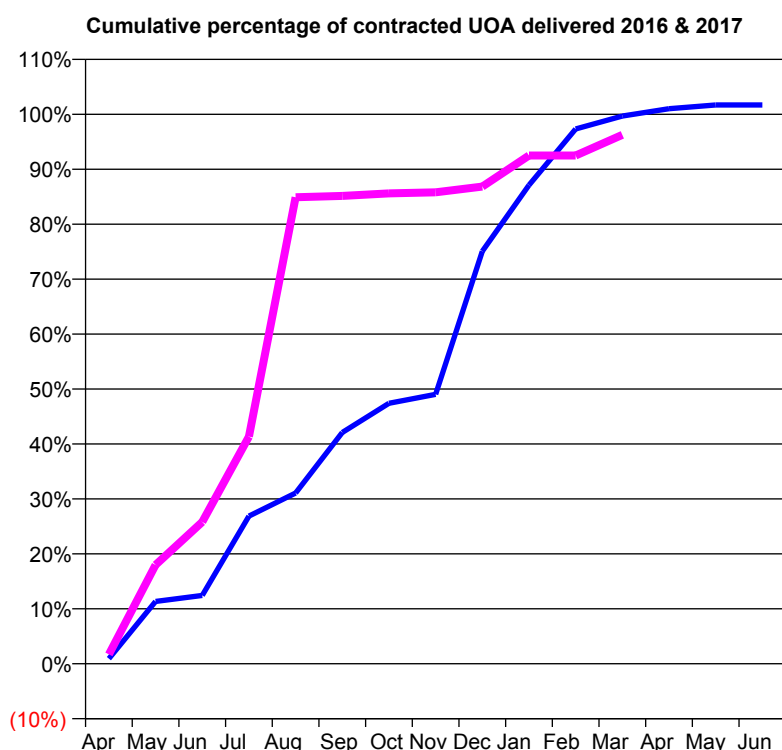
**Q63 - Vital Signs Orthodontic At a Glance Contract Report for 167592/0001 - March 2017**

Name or company name	Quadrant Orthodontics
Contract type name	PDS Contract
Purpose of contract	Orthodontic
Contract start date	02/11/2011
Contract end date	31/03/2019

16/17 Contracted general activity (UDA)	0
Carry forward general activity (UDA)	0
16/17 Contracted orthodontic activity (UOA)	3,000
Carry forward orthodontic activity (UOA)	-51
Baseline contract value	£196,897.28

**ACCESS**

	Contract	England and Wales
24 month ratio of assessments to patient IDs	1.01	1.09

**ACTIVITY**


Month	Adjusted Scheduled Activity (UOA)	
	2016	2017
April	28	51
May	340	540
June	373	774
July	806	1,240
August	932	2,547
September	1,263	2,554
October	1,422	2,568
November	1,471	2,574
December	2,252	2,605
January	2,613	2,775
February	2,920	2,775
March	2,990	2,888
April	3,030	
May	3,051	
June	3,051	

**QUALITY**

	Contract Quantity	Contract Base Number	Contract *	Region	England
% of all assessments that were assess and fit appliances (rolling 12 month period)	135	304	44.4%	55.7%	56.6%
% of all assessments that were assess and refuse (rolling 12 month period)	21	304	6.9%	14.9%	11.8%
% of all assessments that were assess and review (rolling 12 month period)	148	304	48.7%	29.4%	31.6%
% of terminated courses where treatment was abandoned or discontinued (rolling 12 month period)	4	128	3.1%	6.5%	7.7%
% of completed treatments indicating that PAR score was taken (year to date)	117	124	94.4%	69.6%	58.4%
Rate of removable appliances per 100 fixed appliances - proposed treatment (rolling 12 month period)	13	251	5.18	4.02	5.64
Rate of removable appliances per 100 fixed appliances - completed treatment (rolling 12 month period)	0	0	N/A	4.09	4.81
% of courses of treatment with removable appliances only - proposed treatment (rolling 12 month period)	6	135	4.4%	2.0%	2.0%
% of courses of treatment with removable appliances only - completed treatment (rolling 12 month period)	0	124	0.0%	1.7%	1.5%
% of patients satisfied with the treatment they have received (rolling 12 month period)	7	9	77.8%	94.9%	96.0%

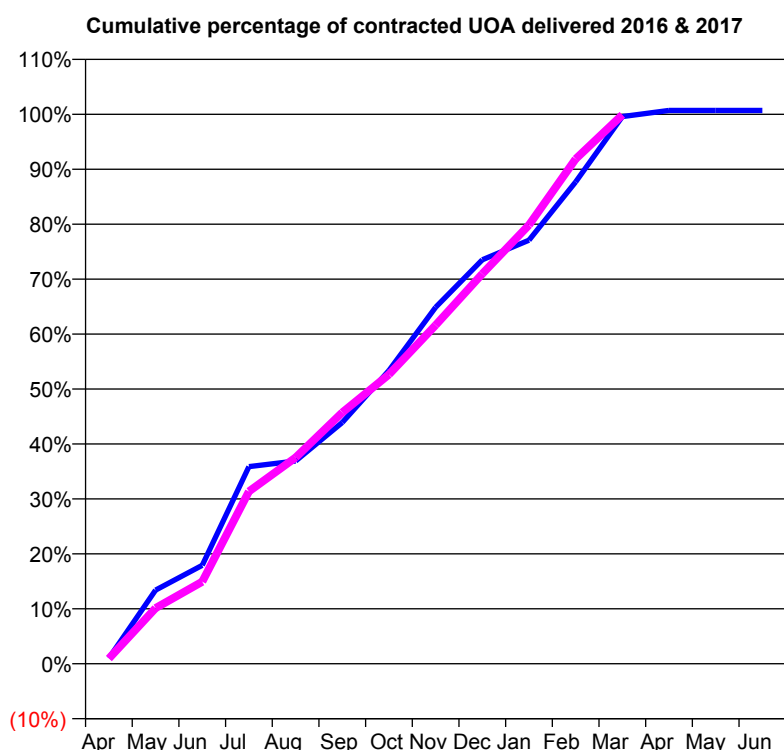
\* Figures in italics indicate that the base number is less than 100.

**Q63 - Vital Signs Orthodontic At a Glance Contract Report for 169552/0001 - March 2017**

Name or company name	Battersea Orthodontics
Contract type name	PDS Contract
Purpose of contract	Orthodontic
Contract start date	05/02/2010
Contract end date	31/03/2019

16/17 Contracted general activity (UDA)	0
Carry forward general activity (UDA)	0
16/17 Contracted orthodontic activity (UOA)	10,227
Carry forward orthodontic activity (UOA)	-72
Baseline contract value	£657,246.67

ACCESS	Contract	England and Wales
24 month ratio of assessments to patient IDs	1.02	1.09

**ACTIVITY**


Month	Adjusted Scheduled Activity (UOA)	
	2016	2017
April	106	98
May	1,370	1,037
June	1,833	1,528
July	3,670	3,208
August	3,774	3,838
September	4,492	4,678
October	5,458	5,383
November	6,636	6,303
December	7,519	7,258
January	7,884	8,166
February	8,969	9,396
March	10,184	10,216
April	10,299	
May	10,299	
June	10,299	

QUALITY	Contract Quantity	Contract Base Number	Contract *	Region	England
% of all assessments that were assess and fit appliances (rolling 12 month period)	488	722	67.6%	55.7%	56.6%
% of all assessments that were assess and refuse (rolling 12 month period)	13	722	1.8%	14.9%	11.8%
% of all assessments that were assess and review (rolling 12 month period)	221	722	30.6%	29.4%	31.6%
% of terminated courses where treatment was abandoned or discontinued (rolling 12 month period)	40	369	10.8%	6.5%	7.7%
% of completed treatments indicating that PAR score was taken (year to date)	167	329	50.8%	69.6%	58.4%
Rate of removable appliances per 100 fixed appliances - proposed treatment (rolling 12 month period)	16	949	1.69	4.02	5.64
Rate of removable appliances per 100 fixed appliances - completed treatment (rolling 12 month period)	30	617	4.86	4.09	4.81
% of courses of treatment with removable appliances only - proposed treatment (rolling 12 month period)	13	488	2.7%	2.0%	2.0%
% of courses of treatment with removable appliances only - completed treatment (rolling 12 month period)	19	329	5.8%	1.7%	1.5%
% of patients satisfied with the treatment they have received (rolling 12 month period)	15	15	100.0%	94.9%	96.0%

\* Figures in italics indicate that the base number is less than 100.

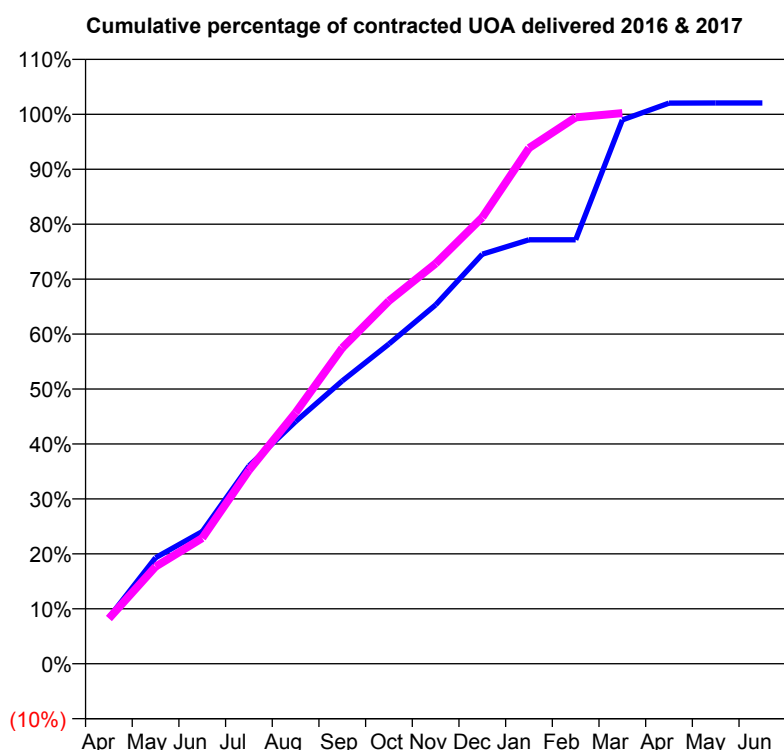
**Q63 - Vital Signs Orthodontic At a Glance Contract Report for 184543/0001 - March 2017**

Name or company name	Grosvenor Orthodontic Clinic (Beckenham)
Contract type name	PDS Contract
Purpose of contract	Orthodontic
Contract start date	01/02/2013
Contract end date	31/03/2019

16/17 Contracted general activity (UDA)	0
Carry forward general activity (UDA)	0
16/17 Contracted orthodontic activity (UOA)	14,345
Carry forward orthodontic activity (UOA)	-287
Baseline contract value	£905,760.39

**ACCESS**

	Contract	England and Wales
24 month ratio of assessments to patient IDs	1.03	1.09

**ACTIVITY**


Month	Adjusted Scheduled Activity (UOA)	
	2016	2017
April	1,207	1,183
May	2,770	2,535
June	3,452	3,280
July	5,164	5,048
August	6,323	6,558
September	7,384	8,244
October	8,348	9,474
November	9,371	10,450
December	10,691	11,652
January	11,067	13,462
February	11,067	14,265
March	14,197	14,374
April	14,636	
May	14,640	
June	14,640	

**QUALITY**

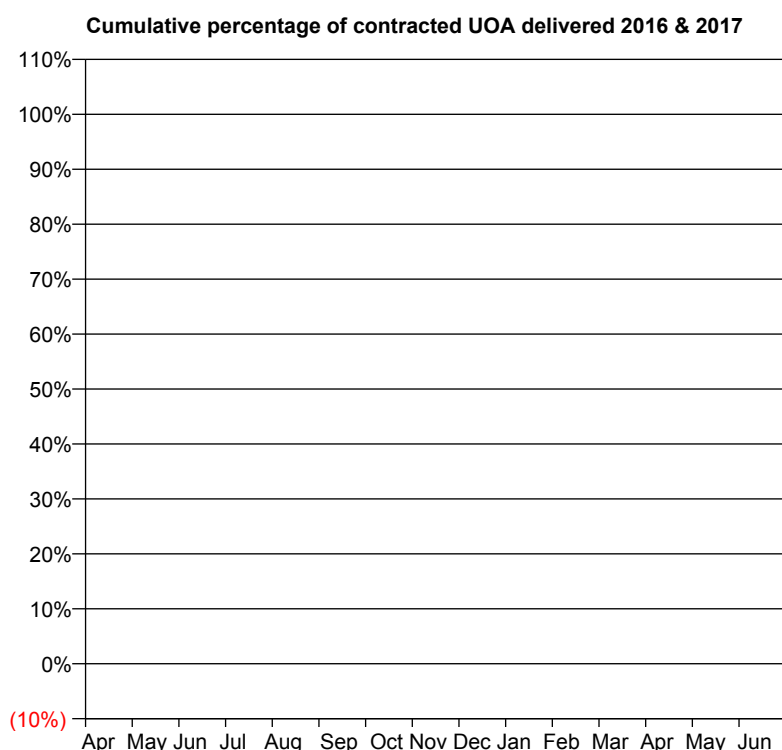
	Contract Quantity	Contract Base Number	Contract *	Region	England
% of all assessments that were assess and fit appliances (rolling 12 month period)	698	1,046	66.7%	55.7%	56.6%
% of all assessments that were assess and refuse (rolling 12 month period)	0	1,046	0.0%	14.9%	11.8%
% of all assessments that were assess and review (rolling 12 month period)	348	1,046	33.3%	29.4%	31.6%
% of terminated courses where treatment was abandoned or discontinued (rolling 12 month period)	35	577	6.1%	6.5%	7.7%
% of completed treatments indicating that PAR score was taken (year to date)	461	542	85.1%	69.6%	58.4%
Rate of removable appliances per 100 fixed appliances - proposed treatment (rolling 12 month period)	112	1,302	8.60	4.02	5.64
Rate of removable appliances per 100 fixed appliances - completed treatment (rolling 12 month period)	54	979	5.52	4.09	4.81
% of courses of treatment with removable appliances only - proposed treatment (rolling 12 month period)	28	698	4.0%	2.0%	2.0%
% of courses of treatment with removable appliances only - completed treatment (rolling 12 month period)	33	542	6.1%	1.7%	1.5%
% of patients satisfied with the treatment they have received (rolling 12 month period)	17	19	89.5%	94.9%	96.0%

\* Figures in italics indicate that the base number is less than 100.

**Q63 - Vital Signs Orthodontic At a Glance Contract Report for 192090/0001 - March 2017**

Name or company name	Oasis Dental Care	16/17 Contracted general activity (UDA)	12,796
Contract type name	GDS Contract	Carry forward general activity (UDA)	-99
Purpose of contract	General	16/17 Contracted orthodontic activity (UOA)	0
Contract start date	01/01/2016	Carry forward orthodontic activity (UOA)	0
Contract end date		Baseline contract value	£363,967.48

ACCESS	Contract	England and Wales
24 month ratio of assessments to patient IDs	1.00	1.09

**ACTIVITY**


Adjusted Scheduled Activity (UOA)		
Month	2016	2017
April	0	0
May	0	0
June	0	0
July	0	0
August	0	0
September	0	0
October	0	0
November	0	0
December	0	0
January	0	0
February	0	0
March	0	1
April	0	0
May	0	0
June	0	0

**QUALITY**

	Contract Quantity	Contract Base Number	Contract *	Region	England
% of all assessments that were assess and fit appliances (rolling 12 month period)	0	1	0.0%	55.7%	56.6%
% of all assessments that were assess and refuse (rolling 12 month period)	0	1	0.0%	14.9%	11.8%
% of all assessments that were assess and review (rolling 12 month period)	1	1	100.0%	29.4%	31.6%
% of terminated courses where treatment was abandoned or discontinued (rolling 12 month period)	0	0	N/A	6.5%	7.7%
% of completed treatments indicating that PAR score was taken (year to date)	0	0	N/A	69.6%	58.4%
Rate of removable appliances per 100 fixed appliances - proposed treatment (rolling 12 month period)	0	0	N/A	4.02	5.64
Rate of removable appliances per 100 fixed appliances - completed treatment (rolling 12 month period)	0	0	N/A	4.09	4.81
% of courses of treatment with removable appliances only - proposed treatment (rolling 12 month period)	0	0	N/A	2.0%	2.0%
% of courses of treatment with removable appliances only - completed treatment (rolling 12 month period)	0	0	N/A	1.7%	1.5%
% of patients satisfied with the treatment they have received (rolling 12 month period)	0	0	N/A	94.9%	96.0%

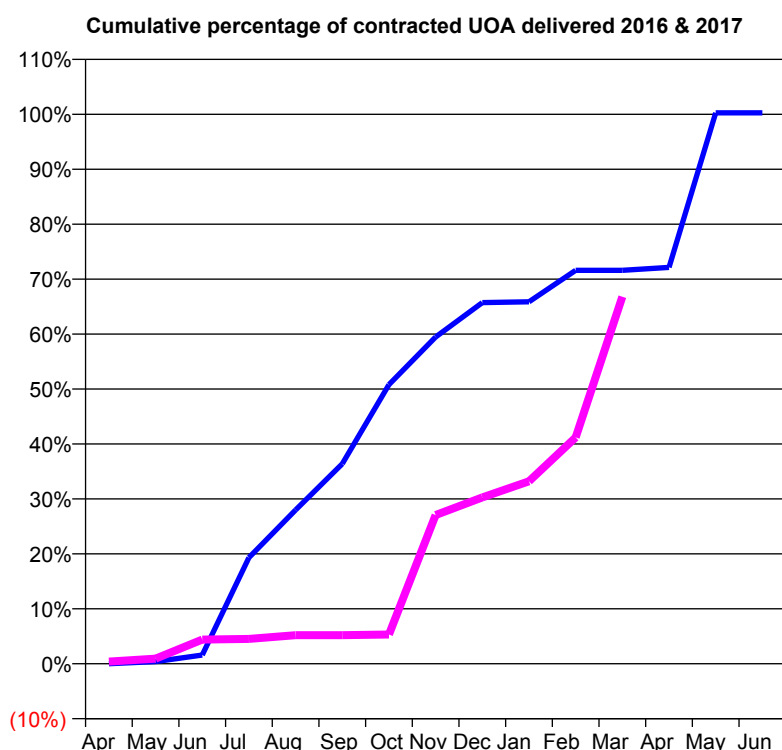
\* Figures in italics indicate that the base number is less than 100.

**Q63 - Vital Signs Orthodontic At a Glance Contract Report for 273740/0003 - March 2017**

Name or company name	MR J PATEL
Contract type name	GDS Contract
Purpose of contract	General and Orthodontic
Contract start date	01/10/2013
Contract end date	

16/17 Contracted general activity (UDA)	4,500
Carry forward general activity (UDA)	57
16/17 Contracted orthodontic activity (UOA)	750
Carry forward orthodontic activity (UOA)	-2
Baseline contract value	£150,398.90

ACCESS	Contract	England and Wales
24 month ratio of assessments to patient IDs	1.23	1.09

**ACTIVITY**


Month	Adjusted Scheduled Activity (UOA)	
	2016	2017
April	0	3
May	3	7
June	12	33
July	145	34
August	210	39
September	273	39
October	381	40
November	446	203
December	493	227
January	494	249
February	537	309
March	537	501
April	541	
May	752	
June	752	

**QUALITY**

	Contract Quantity	Contract Base Number	Contract *	Region	England
% of all assessments that were assess and fit appliances (rolling 12 month period)	34	90	37.8%	55.7%	56.6%
% of all assessments that were assess and refuse (rolling 12 month period)	13	90	14.4%	14.9%	11.8%
% of all assessments that were assess and review (rolling 12 month period)	43	90	47.8%	29.4%	31.6%
% of terminated courses where treatment was abandoned or discontinued (rolling 12 month period)	0	1	0.0%	6.5%	7.7%
% of completed treatments indicating that PAR score was taken (year to date)	0	1	0.0%	69.6%	58.4%
Rate of removable appliances per 100 fixed appliances - proposed treatment (rolling 12 month period)	1	62	1.61	4.02	5.64
Rate of removable appliances per 100 fixed appliances - completed treatment (rolling 12 month period)	0	2	0.00	4.09	4.81
% of courses of treatment with removable appliances only - proposed treatment (rolling 12 month period)	1	34	2.9%	2.0%	2.0%
% of courses of treatment with removable appliances only - completed treatment (rolling 12 month period)	0	1	0.0%	1.7%	1.5%
% of patients satisfied with the treatment they have received (rolling 12 month period)	2	2	100.0%	94.9%	96.0%

\* Figures in italics indicate that the base number is less than 100.



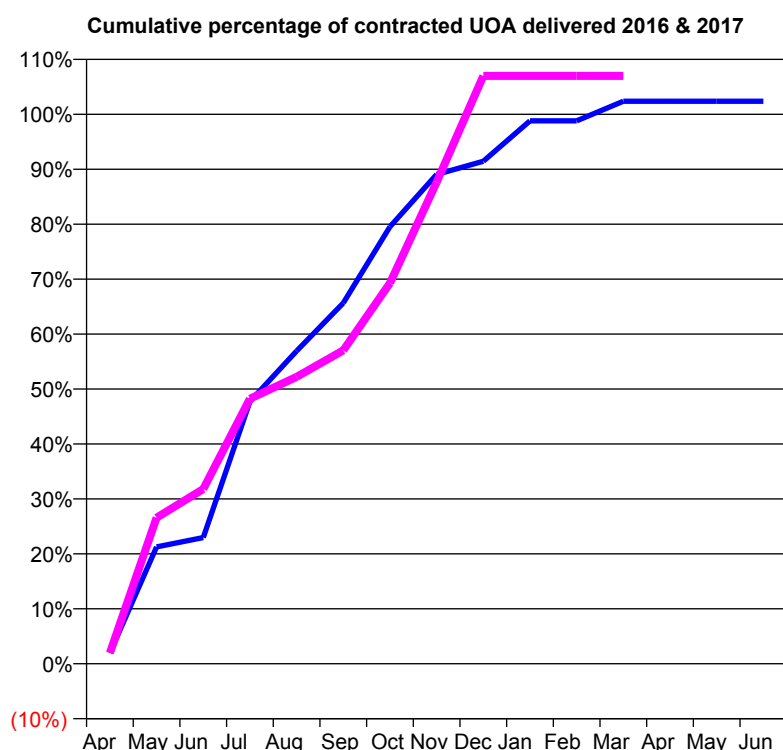
**Q63 - Vital Signs Orthodontic At a Glance Contract Report for 336491/0002 - March 2017**

Name or company name	MISS JA SILVESTER
Contract type name	PDS Contract
Purpose of contract	Orthodontic
Contract start date	01/04/2011
Contract end date	31/03/2019

16/17 Contracted general activity (UDA)	0
Carry forward general activity (UDA)	0
16/17 Contracted orthodontic activity (UOA)	1,764
Carry forward orthodontic activity (UOA)	-35
Baseline contract value	£114,849.58

**ACCESS**

	Contract	England and Wales
24 month ratio of assessments to patient IDs	1.03	1.09

**ACTIVITY**


Month	Adjusted Scheduled Activity (UOA)	
	2016	2017
April	35	35
May	375	469
June	405	561
July	842	851
August	1,004	921
September	1,158	1,006
October	1,403	1,222
November	1,571	1,546
December	1,613	1,887
January	1,743	1,887
February	1,743	1,887
March	1,806	1,887
April	1,806	
May	1,806	
June	1,806	

**QUALITY**

	Contract Quantity	Contract Base Number	Contract *	Region	England
% of all assessments that were assess and fit appliances (rolling 12 month period)	86	149	57.7%	55.7%	56.6%
% of all assessments that were assess and refuse (rolling 12 month period)	13	149	8.7%	14.9%	11.8%
% of all assessments that were assess and review (rolling 12 month period)	50	149	33.6%	29.4%	31.6%
% of terminated courses where treatment was abandoned or discontinued (rolling 12 month period)	4	72	5.6%	6.5%	7.7%
% of completed treatments indicating that PAR score was taken (year to date)	59	68	86.8%	69.6%	58.4%
Rate of removable appliances per 100 fixed appliances - proposed treatment (rolling 12 month period)	5	166	3.01	4.02	5.64
Rate of removable appliances per 100 fixed appliances - completed treatment (rolling 12 month period)	2	134	1.49	4.09	4.81
% of courses of treatment with removable appliances only - proposed treatment (rolling 12 month period)	2	86	2.3%	2.0%	2.0%
% of courses of treatment with removable appliances only - completed treatment (rolling 12 month period)	1	68	1.5%	1.7%	1.5%
% of patients satisfied with the treatment they have received (rolling 12 month period)	4	4	100.0%	94.9%	96.0%

\* Figures in italics indicate that the base number is less than 100.

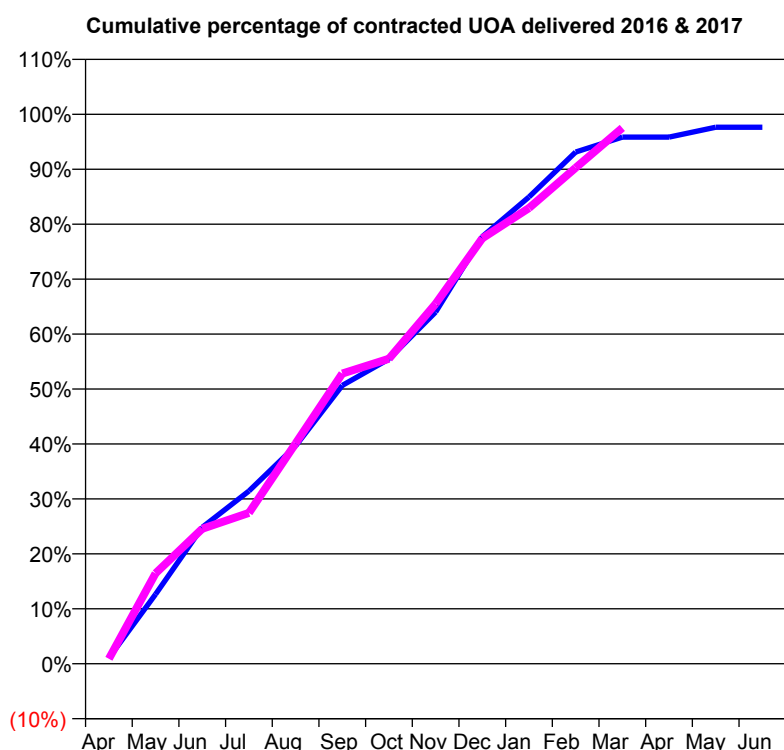
**Q63 - Vital Signs Orthodontic At a Glance Contract Report for 339199/0002 - March 2017**

Name or company name	MR K BANAI
Contract type name	PDS Contract
Purpose of contract	Orthodontic
Contract start date	01/04/2006
Contract end date	31/03/2019

16/17 Contracted general activity (UDA)	0
Carry forward general activity (UDA)	0
16/17 Contracted orthodontic activity (UOA)	2,331
Carry forward orthodontic activity (UOA)	0
Baseline contract value	£150,835.31

**ACCESS**

	Contract	England and Wales
24 month ratio of assessments to patient IDs	1.03	1.09

**ACTIVITY**


Month	Adjusted Scheduled Activity (UOA)	
	2016	2017
April	25	21
May	295	384
June	579	573
July	733	640
August	924	935
September	1,181	1,231
October	1,293	1,294
November	1,492	1,527
December	1,812	1,805
January	1,980	1,933
February	2,171	2,104
March	2,234	2,273
April	2,234	
May	2,276	
June	2,276	

**QUALITY**

	Contract Quantity	Contract Base Number	Contract *	Region	England
% of all assessments that were assess and fit appliances (rolling 12 month period)	112	126	88.9%	55.7%	56.6%
% of all assessments that were assess and refuse (rolling 12 month period)	3	126	2.4%	14.9%	11.8%
% of all assessments that were assess and review (rolling 12 month period)	11	126	8.7%	29.4%	31.6%
% of terminated courses where treatment was abandoned or discontinued (rolling 12 month period)	3	78	3.8%	6.5%	7.7%
% of completed treatments indicating that PAR score was taken (year to date)	66	75	88.0%	69.6%	58.4%
Rate of removable appliances per 100 fixed appliances - proposed treatment (rolling 12 month period)	5	218	2.29	4.02	5.64
Rate of removable appliances per 100 fixed appliances - completed treatment (rolling 12 month period)	9	136	6.62	4.09	4.81
% of courses of treatment with removable appliances only - proposed treatment (rolling 12 month period)	3	112	2.7%	2.0%	2.0%
% of courses of treatment with removable appliances only - completed treatment (rolling 12 month period)	6	75	8.0%	1.7%	1.5%
% of patients satisfied with the treatment they have received (rolling 12 month period)	5	5	100.0%	94.9%	96.0%

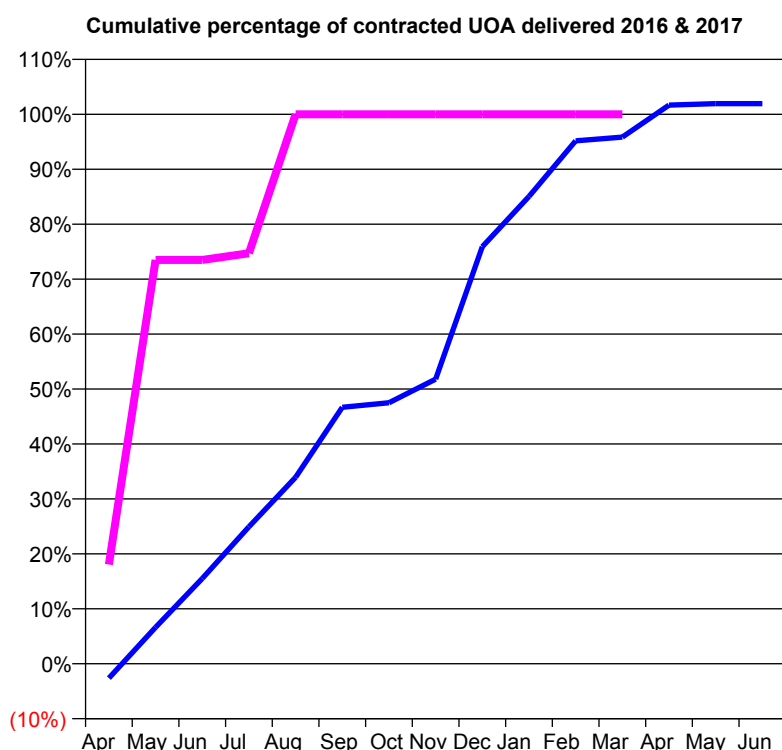
\* Figures in italics indicate that the base number is less than 100.

**Q63 - Vital Signs Orthodontic At a Glance Contract Report for 571342/0001 - March 2017**

Name or company name	MISS JD EDEN
Contract type name	PDS Contract
Purpose of contract	Orthodontic
Contract start date	01/04/2006
Contract end date	31/03/2017

16/17 Contracted general activity (UDA)	0
Carry forward general activity (UDA)	0
16/17 Contracted orthodontic activity (UOA)	83
Carry forward orthodontic activity (UOA)	-14
Baseline contract value	£23,550.69

ACCESS	Contract	England and Wales
24 month ratio of assessments to patient IDs	1.06	1.09

**ACTIVITY**


Month	Adjusted Scheduled Activity (UOA)	
	2016	2017
April	-19	15
May	48	61
June	112	61
July	180	62
August	245	83
September	337	83
October	343	83
November	374	83
December	548	83
January	614	83
February	687	83
March	692	83
April	734	
May	736	
June	736	

QUALITY	Contract Quantity	Contract Base Number	Contract *	Region	England
% of all assessments that were assess and fit appliances (rolling 12 month period)	5	13	38.5%	55.7%	56.6%
% of all assessments that were assess and refuse (rolling 12 month period)	4	13	30.8%	14.9%	11.8%
% of all assessments that were assess and review (rolling 12 month period)	4	13	30.8%	29.4%	31.6%
% of terminated courses where treatment was abandoned or discontinued (rolling 12 month period)	2	36	5.6%	6.5%	7.7%
% of completed treatments indicating that PAR score was taken (year to date)	0	34	0.0%	69.6%	58.4%
Rate of removable appliances per 100 fixed appliances - proposed treatment (rolling 12 month period)	1	10	10.00	4.02	5.64
Rate of removable appliances per 100 fixed appliances - completed treatment (rolling 12 month period)	1	64	1.56	4.09	4.81
% of courses of treatment with removable appliances only - proposed treatment (rolling 12 month period)	0	5	0.0%	2.0%	2.0%
% of courses of treatment with removable appliances only - completed treatment (rolling 12 month period)	1	34	2.9%	1.7%	1.5%
% of patients satisfied with the treatment they have received (rolling 12 month period)	0	0	N/A	94.9%	96.0%

\* Figures in italics indicate that the base number is less than 100.

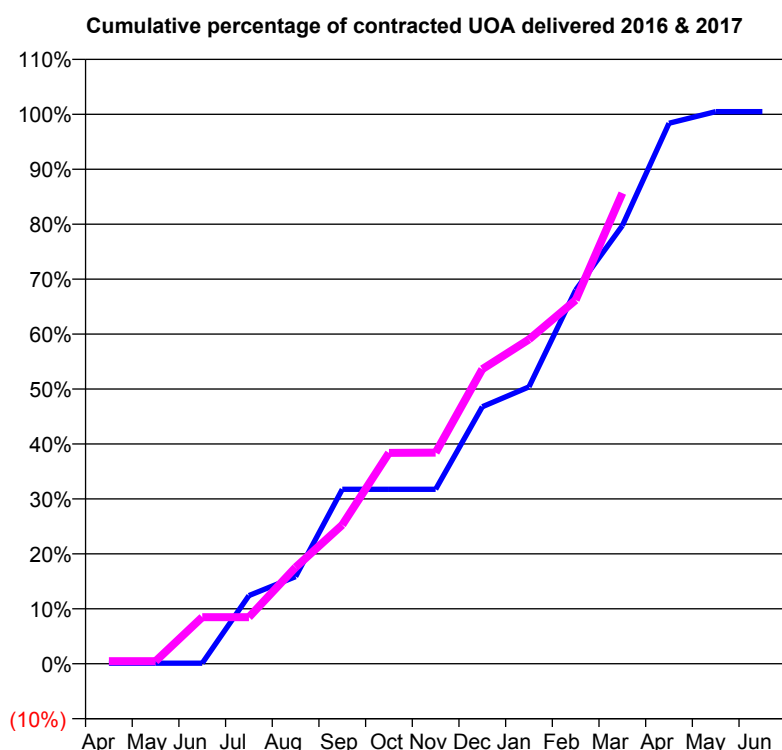
**Q63 - Vital Signs Orthodontic At a Glance Contract Report for 623369/0002 - March 2017**

Name or company name	MR RP BATEMAN
Contract type name	PDS Contract
Purpose of contract	General and Orthodontic
Contract start date	01/04/2006
Contract end date	31/03/2019

16/17 Contracted general activity (UDA)	1,777
Carry forward general activity (UDA)	-4
16/17 Contracted orthodontic activity (UOA)	3,951
Carry forward orthodontic activity (UOA)	-19
Baseline contract value	£340,261.66

**ACCESS**

	Contract	England and Wales
24 month ratio of assessments to patient IDs	1.10	1.09

**ACTIVITY**


Month	Adjusted Scheduled Activity (UOA)	
	2016	2017
April	4	19
May	4	19
June	4	335
July	490	335
August	627	694
September	1,255	999
October	1,255	1,517
November	1,255	1,518
December	1,848	2,119
January	1,991	2,332
February	2,687	2,615
March	3,150	3,384
April	3,886	
May	3,970	
June	3,970	

**QUALITY**

	Contract Quantity	Contract Base Number	Contract *	Region	England
% of all assessments that were assess and fit appliances (rolling 12 month period)	187	444	42.1%	55.7%	56.6%
% of all assessments that were assess and refuse (rolling 12 month period)	67	444	15.1%	14.9%	11.8%
% of all assessments that were assess and review (rolling 12 month period)	190	444	42.8%	29.4%	31.6%
% of terminated courses where treatment was abandoned or discontinued (rolling 12 month period)	16	161	9.9%	6.5%	7.7%
% of completed treatments indicating that PAR score was taken (year to date)	144	145	99.3%	69.6%	58.4%
Rate of removable appliances per 100 fixed appliances - proposed treatment (rolling 12 month period)	9	367	2.45	4.02	5.64
Rate of removable appliances per 100 fixed appliances - completed treatment (rolling 12 month period)	4	264	1.52	4.09	4.81
% of courses of treatment with removable appliances only - proposed treatment (rolling 12 month period)	0	187	0.0%	2.0%	2.0%
% of courses of treatment with removable appliances only - completed treatment (rolling 12 month period)	0	145	0.0%	1.7%	1.5%
% of patients satisfied with the treatment they have received (rolling 12 month period)	2	3	66.7%	94.9%	96.0%

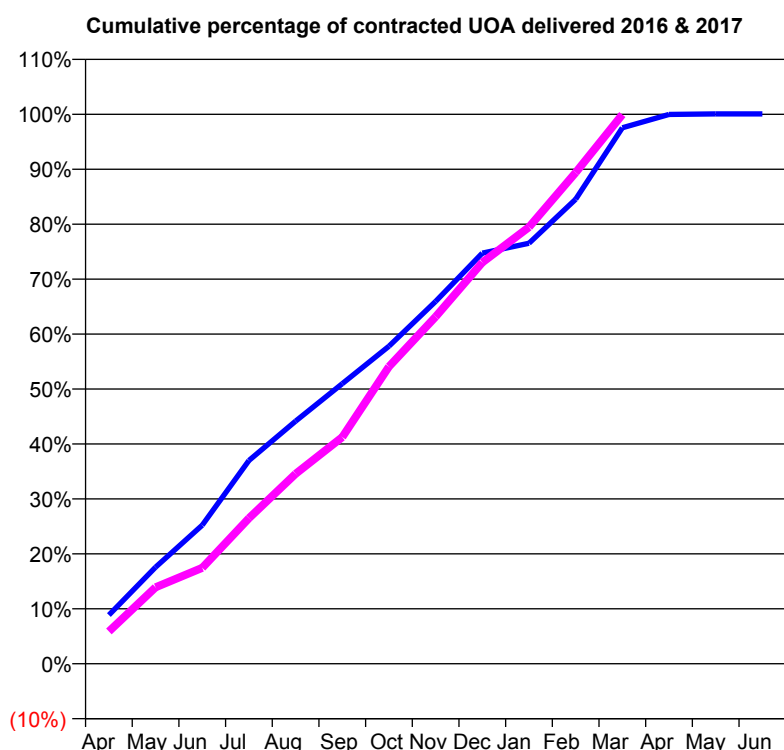
\* Figures in italics indicate that the base number is less than 100.

**Q63 - Vital Signs Orthodontic At a Glance Contract Report for 748838/0001 - March 2017**

Name or company name	MR PS WILLIAMS
Contract type name	PDS Contract
Purpose of contract	Orthodontic
Contract start date	01/04/2006
Contract end date	31/03/2019

16/17 Contracted general activity (UDA)	0
Carry forward general activity (UDA)	0
16/17 Contracted orthodontic activity (UOA)	20,481
Carry forward orthodontic activity (UOA)	-13
Baseline contract value	£1,398,626.06

ACCESS	Contract	England and Wales
24 month ratio of assessments to patient IDs	1.04	1.09

**ACTIVITY**


Month	Adjusted Scheduled Activity (UOA)	
	2016	2017
April	1,818	1,204
May	3,601	2,849
June	5,164	3,578
July	7,575	5,427
August	9,044	7,078
September	10,441	8,445
October	11,836	11,074
November	13,507	12,934
December	15,305	14,956
January	15,672	16,273
February	17,315	18,308
March	19,976	20,468
April	20,472	
May	20,494	
June	20,494	

QUALITY	Contract Quantity	Contract Base Number	Contract *	Region	England
% of all assessments that were assess and fit appliances (rolling 12 month period)	956	2,128	44.9%	55.7%	56.6%
% of all assessments that were assess and refuse (rolling 12 month period)	570	2,128	26.8%	14.9%	11.8%
% of all assessments that were assess and review (rolling 12 month period)	602	2,128	28.3%	29.4%	31.6%
% of terminated courses where treatment was abandoned or discontinued (rolling 12 month period)	42	819	5.1%	6.5%	7.7%
% of completed treatments indicating that PAR score was taken (year to date)	502	777	64.6%	69.6%	58.4%
Rate of removable appliances per 100 fixed appliances - proposed treatment (rolling 12 month period)	26	1,828	1.42	4.02	5.64
Rate of removable appliances per 100 fixed appliances - completed treatment (rolling 12 month period)	11	729	1.51	4.09	4.81
% of courses of treatment with removable appliances only - proposed treatment (rolling 12 month period)	11	956	1.2%	2.0%	2.0%
% of courses of treatment with removable appliances only - completed treatment (rolling 12 month period)	1	777	0.1%	1.7%	1.5%
% of patients satisfied with the treatment they have received (rolling 12 month period)	14	15	93.3%	94.9%	96.0%

\* Figures in italics indicate that the base number is less than 100.

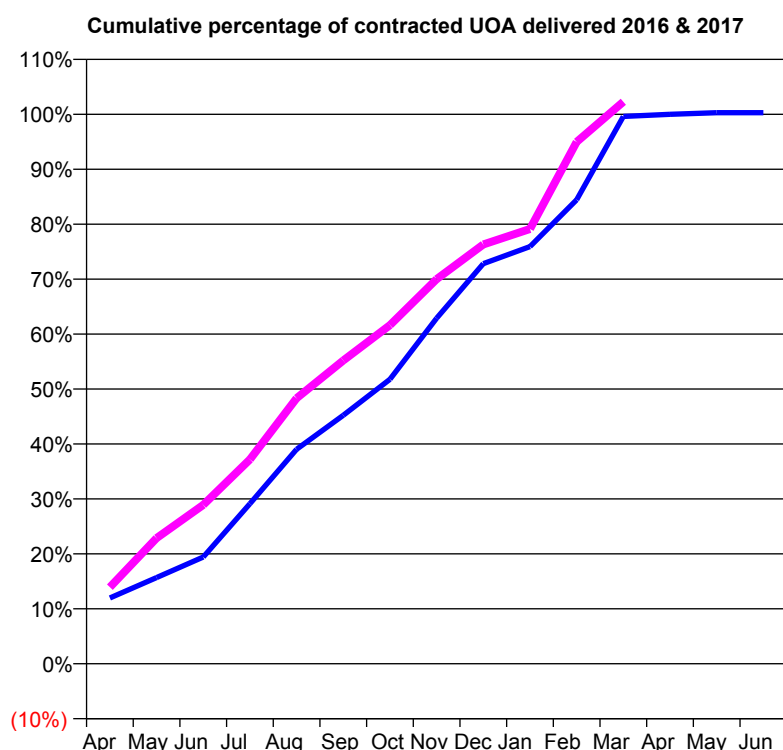
**Q63 - Vital Signs Orthodontic At a Glance Contract Report for 748838/0002 - March 2017**

Name or company name	MR PS WILLIAMS
Contract type name	PDS Contract
Purpose of contract	Orthodontic
Contract start date	18/12/2008
Contract end date	31/03/2019

16/17 Contracted general activity (UDA)	0
Carry forward general activity (UDA)	0
16/17 Contracted orthodontic activity (UOA)	15,498
Carry forward orthodontic activity (UOA)	-43
Baseline contract value	£1,028,752.97

**ACCESS**

	Contract	England and Wales
24 month ratio of assessments to patient IDs	1.05	1.09

**ACTIVITY**


Month	Adjusted Scheduled Activity (UOA)	
	2016	2017
April	1,856	2,160
May	2,430	3,543
June	3,012	4,481
July	4,514	5,764
August	6,048	7,491
September	7,007	8,553
October	8,024	9,551
November	9,748	10,850
December	11,284	11,826
January	11,766	12,264
February	13,086	14,720
March	15,436	15,852
April	15,497	
May	15,540	
June	15,541	

**QUALITY**

	Contract Quantity	Contract Base Number	Contract *	Region	England
% of all assessments that were assess and fit appliances (rolling 12 month period)	729	1,470	49.6%	55.7%	56.6%
% of all assessments that were assess and refuse (rolling 12 month period)	270	1,470	18.4%	14.9%	11.8%
% of all assessments that were assess and review (rolling 12 month period)	471	1,470	32.0%	29.4%	31.6%
% of terminated courses where treatment was abandoned or discontinued (rolling 12 month period)	52	512	10.2%	6.5%	7.7%
% of completed treatments indicating that PAR score was taken (year to date)	154	460	33.5%	69.6%	58.4%
Rate of removable appliances per 100 fixed appliances - proposed treatment (rolling 12 month period)	18	1,420	1.27	4.02	5.64
Rate of removable appliances per 100 fixed appliances - completed treatment (rolling 12 month period)	4	373	1.07	4.09	4.81
% of courses of treatment with removable appliances only - proposed treatment (rolling 12 month period)	8	729	1.1%	2.0%	2.0%
% of courses of treatment with removable appliances only - completed treatment (rolling 12 month period)	0	460	0.0%	1.7%	1.5%
% of patients satisfied with the treatment they have received (rolling 12 month period)	19	20	95.0%	94.9%	96.0%

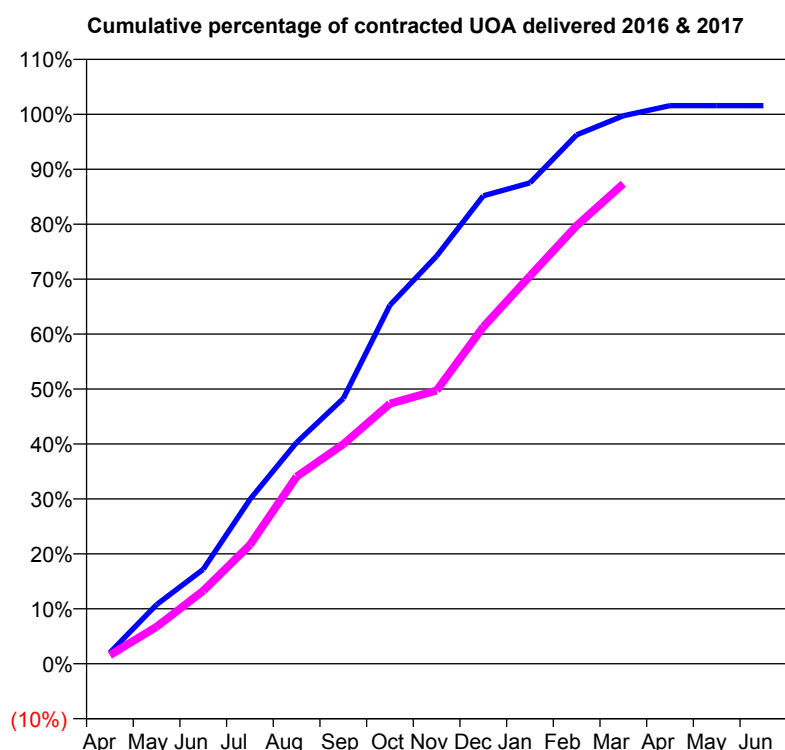
\* Figures in italics indicate that the base number is less than 100.

**Q63 - Vital Signs Orthodontic At a Glance Contract Report for 751618/0001 - March 2017**

Name or company name	MISS K BORHAN	16/17 Contracted general activity (UDA)	0
Contract type name	PDS Contract	Carry forward general activity (UDA)	0
Purpose of contract	Orthodontic	16/17 Contracted orthodontic activity (UOA)	4,604
Contract start date	01/04/2006	Carry forward orthodontic activity (UOA)	-72
Contract end date	31/03/2019	Baseline contract value	£292,980.56

**ACCESS**

	Contract	England and Wales
24 month ratio of assessments to patient IDs	1.05	1.09

**ACTIVITY**


Month	Adjusted Scheduled Activity (UOA)	
	2016	2017
April	93	72
May	495	310
June	792	612
July	1,377	996
August	1,854	1,568
September	2,223	1,839
October	3,005	2,179
November	3,416	2,290
December	3,921	2,823
January	4,029	3,250
February	4,432	3,671
March	4,591	4,021
April	4,676	
May	4,676	
June	4,676	

**QUALITY**

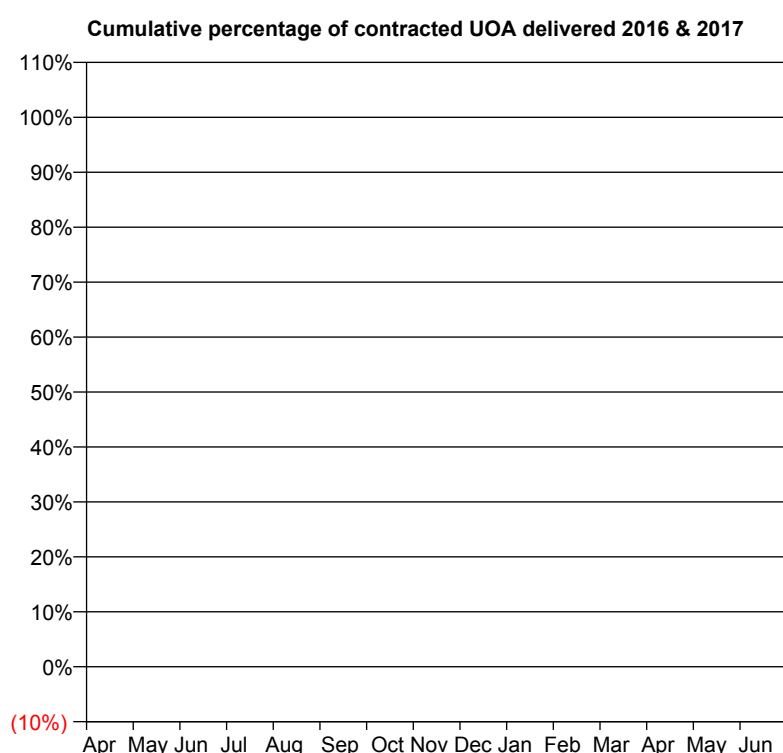
	Contract Quantity	Contract Base Number	Contract *	Region	England
% of all assessments that were assess and fit appliances (rolling 12 month period)	182	496	36.7%	55.7%	56.6%
% of all assessments that were assess and refuse (rolling 12 month period)	7	496	1.4%	14.9%	11.8%
% of all assessments that were assess and review (rolling 12 month period)	307	496	61.9%	29.4%	31.6%
% of terminated courses where treatment was abandoned or discontinued (rolling 12 month period)	1	150	0.7%	6.5%	7.7%
% of completed treatments indicating that PAR score was taken (year to date)	59	149	39.6%	69.6%	58.4%
Rate of removable appliances per 100 fixed appliances - proposed treatment (rolling 12 month period)	6	349	1.72	4.02	5.64
Rate of removable appliances per 100 fixed appliances - completed treatment (rolling 12 month period)	9	200	4.50	4.09	4.81
% of courses of treatment with removable appliances only - proposed treatment (rolling 12 month period)	5	182	2.7%	2.0%	2.0%
% of courses of treatment with removable appliances only - completed treatment (rolling 12 month period)	5	149	3.4%	1.7%	1.5%
% of patients satisfied with the treatment they have received (rolling 12 month period)	6	6	100.0%	94.9%	96.0%

\* Figures in italics indicate that the base number is less than 100.

**Q63 - Vital Signs Orthodontic At a Glance Contract Report for 752304/0002 - March 2017**

Name or company name	MR MS DARR	16/17 Contracted general activity (UDA)	21,659
Contract type name	GDS Contract	Carry forward general activity (UDA)	-39
Purpose of contract	General	16/17 Contracted orthodontic activity (UOA)	0
Contract start date	01/01/2007	Carry forward orthodontic activity (UOA)	0
Contract end date		Baseline contract value	£557,725.13

ACCESS	Contract	England and Wales
24 month ratio of assessments to patient IDs	1.07	1.09

**ACTIVITY**


Month	Adjusted Scheduled Activity (UOA)	
	2016	2017
April	0	0
May	21	0
June	21	0
July	21	0
August	45	2
September	21	23
October	22	44
November	22	44
December	21	45
January	21	46
February	21	68
March	42	2
April	42	
May	42	
June	42	

**QUALITY**

	Contract Quantity	Contract Base Number	Contract *	Region	England
% of all assessments that were assess and fit appliances (rolling 12 month period)	3	8	37.5%	55.7%	56.6%
% of all assessments that were assess and refuse (rolling 12 month period)	1	8	12.5%	14.9%	11.8%
% of all assessments that were assess and review (rolling 12 month period)	4	8	50.0%	29.4%	31.6%
% of terminated courses where treatment was abandoned or discontinued (rolling 12 month period)	2	11	18.2%	6.5%	7.7%
% of completed treatments indicating that PAR score was taken (year to date)	0	9	0.0%	69.6%	58.4%
Rate of removable appliances per 100 fixed appliances - proposed treatment (rolling 12 month period)	0	6	0.00	4.02	5.64
Rate of removable appliances per 100 fixed appliances - completed treatment (rolling 12 month period)	0	14	0.00	4.09	4.81
% of courses of treatment with removable appliances only - proposed treatment (rolling 12 month period)	0	3	0.0%	2.0%	2.0%
% of courses of treatment with removable appliances only - completed treatment (rolling 12 month period)	0	9	0.0%	1.7%	1.5%
% of patients satisfied with the treatment they have received (rolling 12 month period)	1	1	100.0%	94.9%	96.0%

\* Figures in italics indicate that the base number is less than 100.

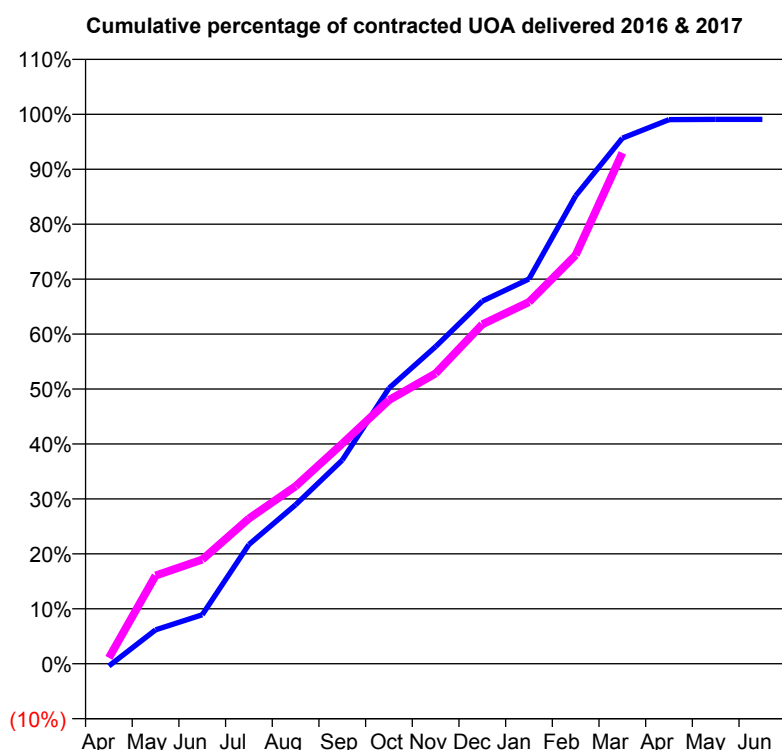


**Q63 - Vital Signs Orthodontic At a Glance Contract Report for 752304/0003 - March 2017**

Name or company name	MR MS DARR
Contract type name	PDS Contract
Purpose of contract	Orthodontic
Contract start date	01/04/2010
Contract end date	31/03/2019

16/17 Contracted general activity (UDA)	0
Carry forward general activity (UDA)	0
16/17 Contracted orthodontic activity (UOA)	6,500
Carry forward orthodontic activity (UOA)	61
Baseline contract value	£446,614.45

ACCESS	Contract	England and Wales
24 month ratio of assessments to patient IDs	1.12	1.09

**ACTIVITY**


Month	Adjusted Scheduled Activity (UOA)	
	2016	2017
April	-28	70
May	401	1,044
June	580	1,233
July	1,411	1,719
August	1,881	2,100
September	2,410	2,603
October	3,260	3,120
November	3,751	3,435
December	4,289	4,015
January	4,552	4,278
February	5,536	4,834
March	6,217	6,043
April	6,437	
May	6,439	
June	6,439	

QUALITY	Contract Quantity	Contract Base Number	Contract *	Region	England
% of all assessments that were assess and fit appliances (rolling 12 month period)	292	603	48.4%	55.7%	56.6%
% of all assessments that were assess and refuse (rolling 12 month period)	113	603	18.7%	14.9%	11.8%
% of all assessments that were assess and review (rolling 12 month period)	198	603	32.8%	29.4%	31.6%
% of terminated courses where treatment was abandoned or discontinued (rolling 12 month period)	81	248	32.7%	6.5%	7.7%
% of completed treatments indicating that PAR score was taken (year to date)	5	165	3.0%	69.6%	58.4%
Rate of removable appliances per 100 fixed appliances - proposed treatment (rolling 12 month period)	26	562	4.63	4.02	5.64
Rate of removable appliances per 100 fixed appliances - completed treatment (rolling 12 month period)	10	307	3.26	4.09	4.81
% of courses of treatment with removable appliances only - proposed treatment (rolling 12 month period)	8	292	2.7%	2.0%	2.0%
% of courses of treatment with removable appliances only - completed treatment (rolling 12 month period)	4	167	2.4%	1.7%	1.5%
% of patients satisfied with the treatment they have received (rolling 12 month period)	12	13	92.3%	94.9%	96.0%

\* Figures in italics indicate that the base number is less than 100.

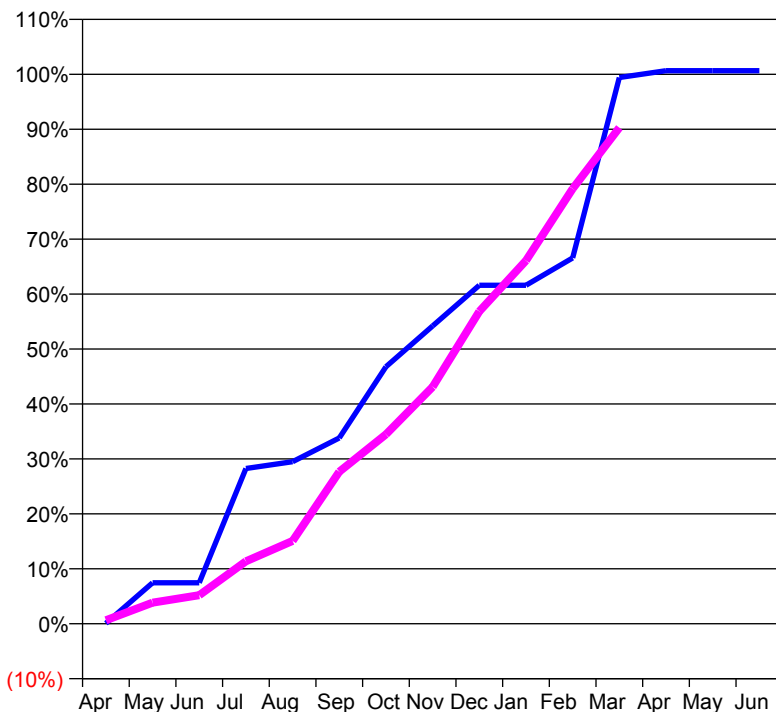
**Q63 - Vital Signs Orthodontic At a Glance Contract Report for 755192/0001 - March 2017**

Name or company name	MR JP WARD
Contract type name	PDS Contract
Purpose of contract	Orthodontic
Contract start date	01/04/2006
Contract end date	31/03/2018

16/17 Contracted general activity (UDA)	0
Carry forward general activity (UDA)	0
16/17 Contracted orthodontic activity (UOA)	3,401
Carry forward orthodontic activity (UOA)	-22
Baseline contract value	£222,508.67

**ACCESS**

	Contract	England and Wales
24 month ratio of assessments to patient IDs	1.05	1.09

**ACTIVITY**
**Cumulative percentage of contracted UOA delivered 2016 & 2017**

**Adjusted Scheduled Activity (UOA)**

Month	2016	2017
April	3	22
May	254	131
June	254	177
July	961	387
August	1,003	513
September	1,150	941
October	1,591	1,172
November	1,843	1,466
December	2,095	1,933
January	2,095	2,248
February	2,264	2,693
March	3,381	3,071
April	3,423	
May	3,423	
June	3,423	

**QUALITY**

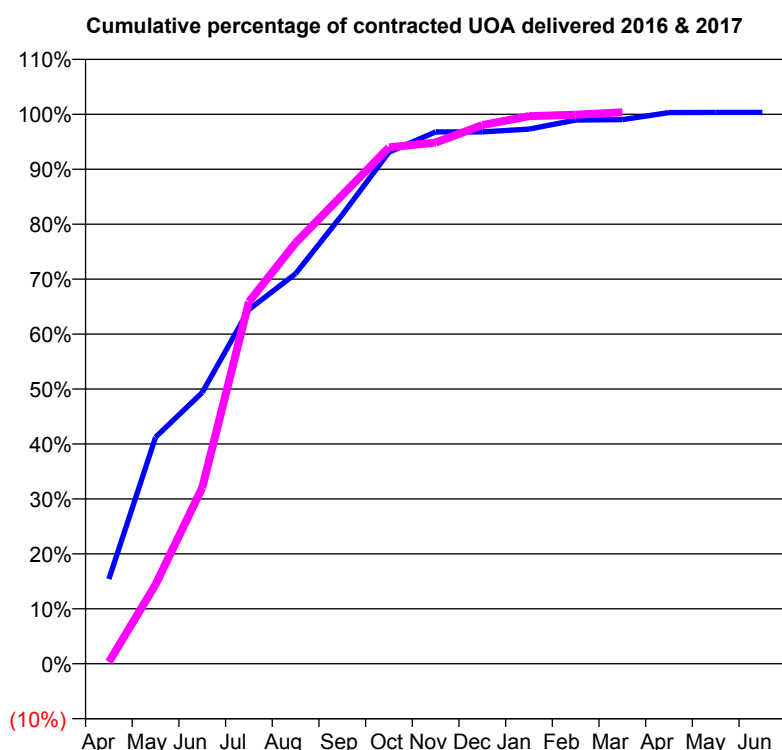
	Contract Quantity	Contract Base Number	Contract *	Region	England
% of all assessments that were assess and fit appliances (rolling 12 month period)	152	153	99.3%	55.7%	56.6%
% of all assessments that were assess and refuse (rolling 12 month period)	0	153	0.0%	14.9%	11.8%
% of all assessments that were assess and review (rolling 12 month period)	1	153	0.7%	29.4%	31.6%
% of terminated courses where treatment was abandoned or discontinued (rolling 12 month period)	7	183	3.8%	6.5%	7.7%
% of completed treatments indicating that PAR score was taken (year to date)	157	176	89.2%	69.6%	58.4%
Rate of removable appliances per 100 fixed appliances - proposed treatment (rolling 12 month period)	0	2	0.00	4.02	5.64
Rate of removable appliances per 100 fixed appliances - completed treatment (rolling 12 month period)	8	132	6.06	4.09	4.81
% of courses of treatment with removable appliances only - proposed treatment (rolling 12 month period)	0	152	0.0%	2.0%	2.0%
% of courses of treatment with removable appliances only - completed treatment (rolling 12 month period)	6	176	3.4%	1.7%	1.5%
% of patients satisfied with the treatment they have received (rolling 12 month period)	2	2	100.0%	94.9%	96.0%

\* Figures in italics indicate that the base number is less than 100.

**Q63 - Vital Signs Orthodontic At a Glance Contract Report for 760757/0001 - March 2017**

Name or company name	MR PA HILL	16/17 Contracted general activity (UDA)	0
Contract type name	PDS Contract	Carry forward general activity (UDA)	0
Purpose of contract	Orthodontic	16/17 Contracted orthodontic activity (UOA)	7,212
Contract start date	01/04/2006	Carry forward orthodontic activity (UOA)	-24
Contract end date	31/03/2019	Baseline contract value	£476,501.42

ACCESS	Contract	England and Wales
24 month ratio of assessments to patient IDs	1.04	1.09

**ACTIVITY**


Month	Adjusted Scheduled Activity (UOA)	
	2016	2017
April	1,112	24
May	2,974	1,040
June	3,560	2,311
July	4,649	4,750
August	5,120	5,524
September	5,893	6,150
October	6,714	6,778
November	6,980	6,841
December	6,980	7,070
January	7,017	7,187
February	7,137	7,206
March	7,141	7,237
April	7,235	
May	7,236	
June	7,236	

**QUALITY**

	Contract Quantity	Contract Base Number	Contract *	Region	England
% of all assessments that were assess and fit appliances (rolling 12 month period)	339	586	57.8%	55.7%	56.6%
% of all assessments that were assess and refuse (rolling 12 month period)	0	586	0.0%	14.9%	11.8%
% of all assessments that were assess and review (rolling 12 month period)	247	586	42.2%	29.4%	31.6%
% of terminated courses where treatment was abandoned or discontinued (rolling 12 month period)	5	325	1.5%	6.5%	7.7%
% of completed treatments indicating that PAR score was taken (year to date)	245	320	76.6%	69.6%	58.4%
Rate of removable appliances per 100 fixed appliances - proposed treatment (rolling 12 month period)	3	586	0.51	4.02	5.64
Rate of removable appliances per 100 fixed appliances - completed treatment (rolling 12 month period)	1	556	0.18	4.09	4.81
% of courses of treatment with removable appliances only - proposed treatment (rolling 12 month period)	1	339	0.3%	2.0%	2.0%
% of courses of treatment with removable appliances only - completed treatment (rolling 12 month period)	1	320	0.3%	1.7%	1.5%
% of patients satisfied with the treatment they have received (rolling 12 month period)	10	12	83.3%	94.9%	96.0%

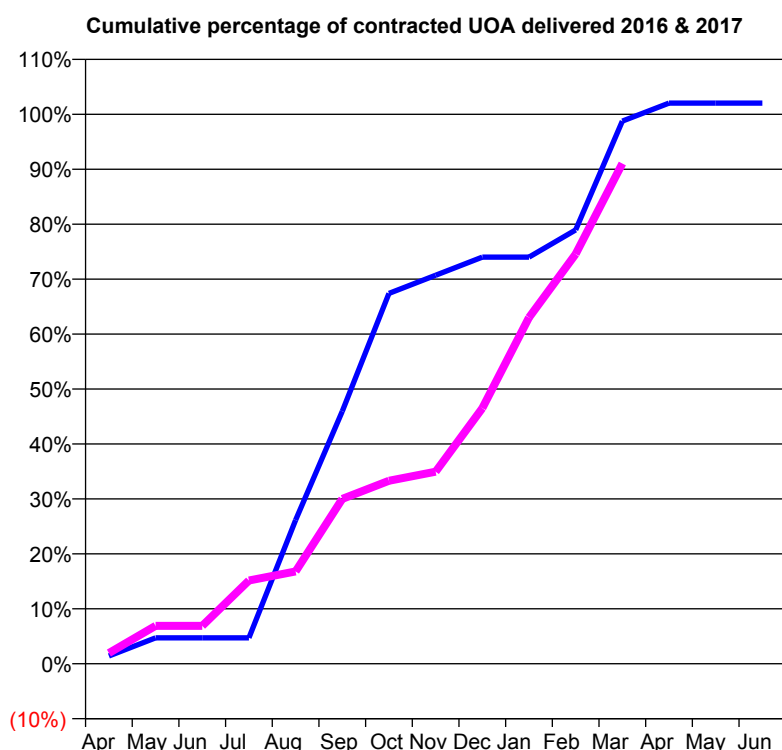
\* Figures in italics indicate that the base number is less than 100.

**Q63 - Vital Signs Orthodontic At a Glance Contract Report for 762210/0001 - March 2017**

Name or company name	MISS CA STOCK
Contract type name	PDS Contract
Purpose of contract	Orthodontic
Contract start date	01/04/2006
Contract end date	31/03/2019

16/17 Contracted general activity (UDA)	0
Carry forward general activity (UDA)	0
16/17 Contracted orthodontic activity (UOA)	1,273
Carry forward orthodontic activity (UOA)	-25
Baseline contract value	£83,188.73

ACCESS	Contract	England and Wales
24 month ratio of assessments to patient IDs	1.01	1.09

**ACTIVITY**


Month	Adjusted Scheduled Activity (UOA)	
	2016	2017
April	18	25
May	60	88
June	60	88
July	60	193
August	333	214
September	585	382
October	858	424
November	900	445
December	942	592
January	942	802
February	1,005	949
March	1,257	1,159
April	1,299	
May	1,299	
June	1,299	

QUALITY	Contract Quantity	Contract Base Number	Contract *	Region	England
% of all assessments that were assess and fit appliances (rolling 12 month period)	57	57	100.0%	55.7%	56.6%
% of all assessments that were assess and refuse (rolling 12 month period)	0	57	0.0%	14.9%	11.8%
% of all assessments that were assess and review (rolling 12 month period)	0	57	0.0%	29.4%	31.6%
% of terminated courses where treatment was abandoned or discontinued (rolling 12 month period)	4	32	12.5%	6.5%	7.7%
% of completed treatments indicating that PAR score was taken (year to date)	24	28	85.7%	69.6%	58.4%
Rate of removable appliances per 100 fixed appliances - proposed treatment (rolling 12 month period)	0	0	N/A	4.02	5.64
Rate of removable appliances per 100 fixed appliances - completed treatment (rolling 12 month period)	0	50	0.00	4.09	4.81
% of courses of treatment with removable appliances only - proposed treatment (rolling 12 month period)	0	57	0.0%	2.0%	2.0%
% of courses of treatment with removable appliances only - completed treatment (rolling 12 month period)	0	28	0.0%	1.7%	1.5%
% of patients satisfied with the treatment they have received (rolling 12 month period)	3	3	100.0%	94.9%	96.0%

\* Figures in italics indicate that the base number is less than 100.

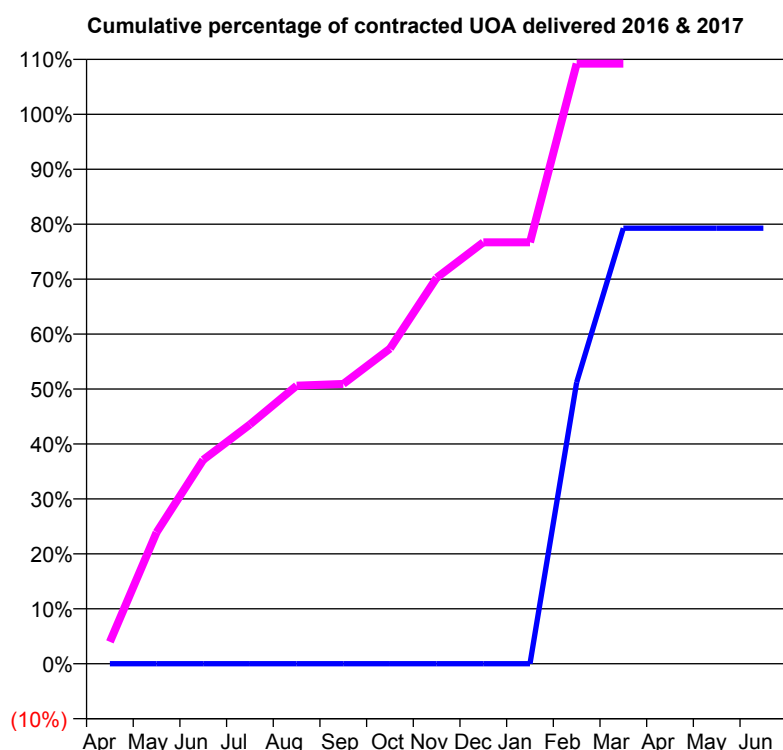
**Q63 - Vital Signs Orthodontic At a Glance Contract Report for 775215/0010 - March 2017**

Name or company name	MR C PATEL
Contract type name	GDS Contract
Purpose of contract	General and Orthodontic
Contract start date	01/01/2016
Contract end date	

16/17 Contracted general activity (UDA)	23,346
Carry forward general activity (UDA)	931
16/17 Contracted orthodontic activity (UOA)	326
Carry forward orthodontic activity (UOA)	8
Baseline contract value	£757,050.52

**ACCESS**

	Contract	England and Wales
24 month ratio of assessments to patient IDs	1.04	1.09

**ACTIVITY**


Month	Adjusted Scheduled Activity (UOA)	
	2016	2017
April	0	13
May	0	78
June	0	121
July	0	142
August	0	165
September	0	166
October	0	187
November	0	229
December	0	250
January	0	250
February	42	356
March	65	356
April	65	
May	65	
June	65	

**QUALITY**

	Contract Quantity	Contract Base Number	Contract *	Region	England
% of all assessments that were assess and fit appliances (rolling 12 month period)	17	24	70.8%	55.7%	56.6%
% of all assessments that were assess and refuse (rolling 12 month period)	3	24	12.5%	14.9%	11.8%
% of all assessments that were assess and review (rolling 12 month period)	4	24	16.7%	29.4%	31.6%
% of terminated courses where treatment was abandoned or discontinued (rolling 12 month period)	0	0	N/A	6.5%	7.7%
% of completed treatments indicating that PAR score was taken (year to date)	0	0	N/A	69.6%	58.4%
Rate of removable appliances per 100 fixed appliances - proposed treatment (rolling 12 month period)	1	18	5.56	4.02	5.64
Rate of removable appliances per 100 fixed appliances - completed treatment (rolling 12 month period)	0	0	N/A	4.09	4.81
% of courses of treatment with removable appliances only - proposed treatment (rolling 12 month period)	1	17	5.9%	2.0%	2.0%
% of courses of treatment with removable appliances only - completed treatment (rolling 12 month period)	0	0	N/A	1.7%	1.5%
% of patients satisfied with the treatment they have received (rolling 12 month period)	1	1	100.0%	94.9%	96.0%

\* Figures in italics indicate that the base number is less than 100.

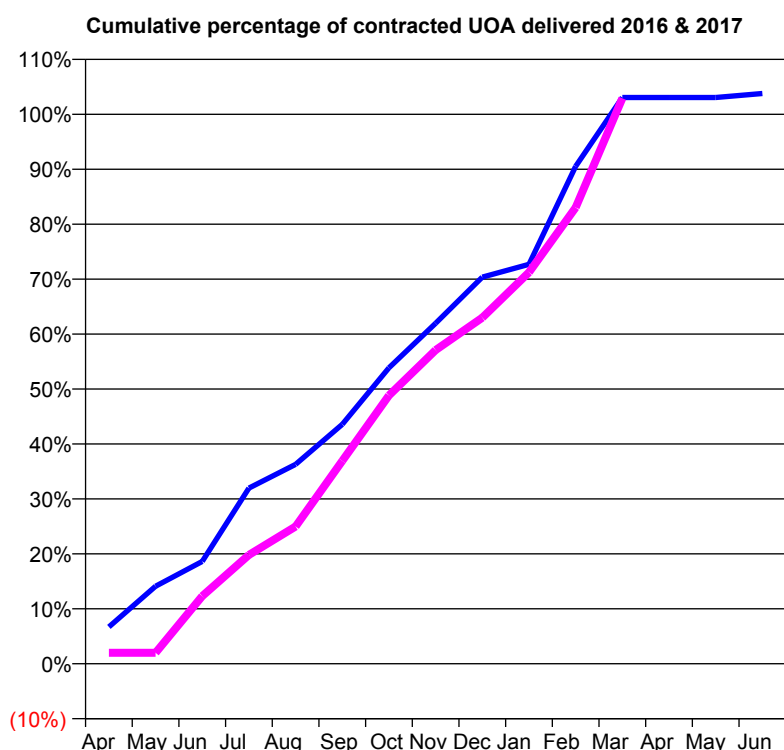
**Q63 - Vital Signs Orthodontic At a Glance Contract Report for 835129/0001 - March 2017**

Name or company name	MRS KL CLARKE
Contract type name	PDS Contract
Purpose of contract	Orthodontic
Contract start date	01/04/2006
Contract end date	31/03/2018

16/17 Contracted general activity (UDA)	0
Carry forward general activity (UDA)	0
16/17 Contracted orthodontic activity (UOA)	2,850
Carry forward orthodontic activity (UOA)	-57
Baseline contract value	£185,358.23

**ACCESS**

	Contract	England and Wales
24 month ratio of assessments to patient IDs	1.02	1.09

**ACTIVITY**


Month	Adjusted Scheduled Activity (UOA)	
	2016	2017
April	191	57
May	402	57
June	531	351
July	911	565
August	1,034	712
September	1,242	1,052
October	1,535	1,392
November	1,766	1,627
December	2,005	1,795
January	2,072	2,030
February	2,580	2,366
March	2,937	2,933
April	2,937	
May	2,937	
June	2,958	

**QUALITY**

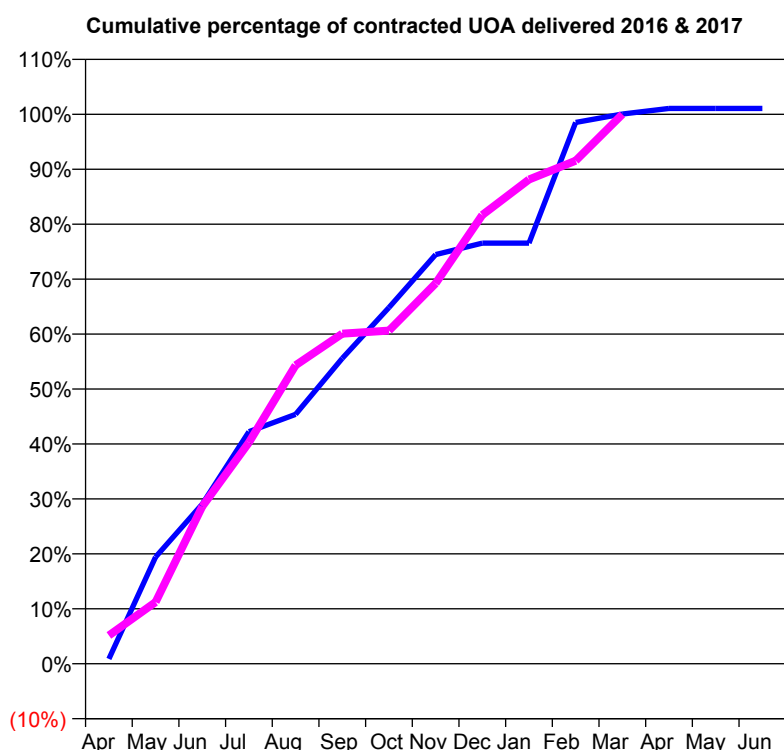
	Contract Quantity	Contract Base Number	Contract *	Region	England
% of all assessments that were assess and fit appliances (rolling 12 month period)	143	143	100.0%	55.7%	56.6%
% of all assessments that were assess and refuse (rolling 12 month period)	0	143	0.0%	14.9%	11.8%
% of all assessments that were assess and review (rolling 12 month period)	0	143	0.0%	29.4%	31.6%
% of terminated courses where treatment was abandoned or discontinued (rolling 12 month period)	3	103	2.9%	6.5%	7.7%
% of completed treatments indicating that PAR score was taken (year to date)	32	100	32.0%	69.6%	58.4%
Rate of removable appliances per 100 fixed appliances - proposed treatment (rolling 12 month period)	11	274	4.01	4.02	5.64
Rate of removable appliances per 100 fixed appliances - completed treatment (rolling 12 month period)	10	191	5.24	4.09	4.81
% of courses of treatment with removable appliances only - proposed treatment (rolling 12 month period)	4	143	2.8%	2.0%	2.0%
% of courses of treatment with removable appliances only - completed treatment (rolling 12 month period)	3	100	3.0%	1.7%	1.5%
% of patients satisfied with the treatment they have received (rolling 12 month period)	6	6	100.0%	94.9%	96.0%

\* Figures in italics indicate that the base number is less than 100.

**Q63 - Vital Signs Orthodontic At a Glance Contract Report for 854824/0001 - March 2017**

Name or company name	MR SK SADIQ	16/17 Contracted general activity (UDA)	0
Contract type name	PDS Contract	Carry forward general activity (UDA)	0
Purpose of contract	Orthodontic	16/17 Contracted orthodontic activity (UOA)	4,200
Contract start date	01/04/2006	Carry forward orthodontic activity (UOA)	-45
Contract end date	31/03/2019	Baseline contract value	£248,265.55

ACCESS	Contract	England and Wales
24 month ratio of assessments to patient IDs	1.01	1.09

**ACTIVITY**


Month	Adjusted Scheduled Activity (UOA)	
	2016	2017
April	37	217
May	816	471
June	1,221	1,202
July	1,774	1,691
August	1,906	2,281
September	2,334	2,523
October	2,723	2,547
November	3,127	2,907
December	3,215	3,430
January	3,215	3,701
February	4,137	3,845
March	4,202	4,200
April	4,245	
May	4,245	
June	4,245	

**QUALITY**

	Contract Quantity	Contract Base Number	Contract *	Region	England
% of all assessments that were assess and fit appliances (rolling 12 month period)	203	326	62.3%	55.7%	56.6%
% of all assessments that were assess and refuse (rolling 12 month period)	16	326	4.9%	14.9%	11.8%
% of all assessments that were assess and review (rolling 12 month period)	107	326	32.8%	29.4%	31.6%
% of terminated courses where treatment was abandoned or discontinued (rolling 12 month period)	2	209	1.0%	6.5%	7.7%
% of completed treatments indicating that PAR score was taken (year to date)	161	207	77.8%	69.6%	58.4%
Rate of removable appliances per 100 fixed appliances - proposed treatment (rolling 12 month period)	16	380	4.21	4.02	5.64
Rate of removable appliances per 100 fixed appliances - completed treatment (rolling 12 month period)	0	413	0.00	4.09	4.81
% of courses of treatment with removable appliances only - proposed treatment (rolling 12 month period)	11	203	5.4%	2.0%	2.0%
% of courses of treatment with removable appliances only - completed treatment (rolling 12 month period)	0	207	0.0%	1.7%	1.5%
% of patients satisfied with the treatment they have received (rolling 12 month period)	6	7	85.7%	94.9%	96.0%

\* Figures in italics indicate that the base number is less than 100.

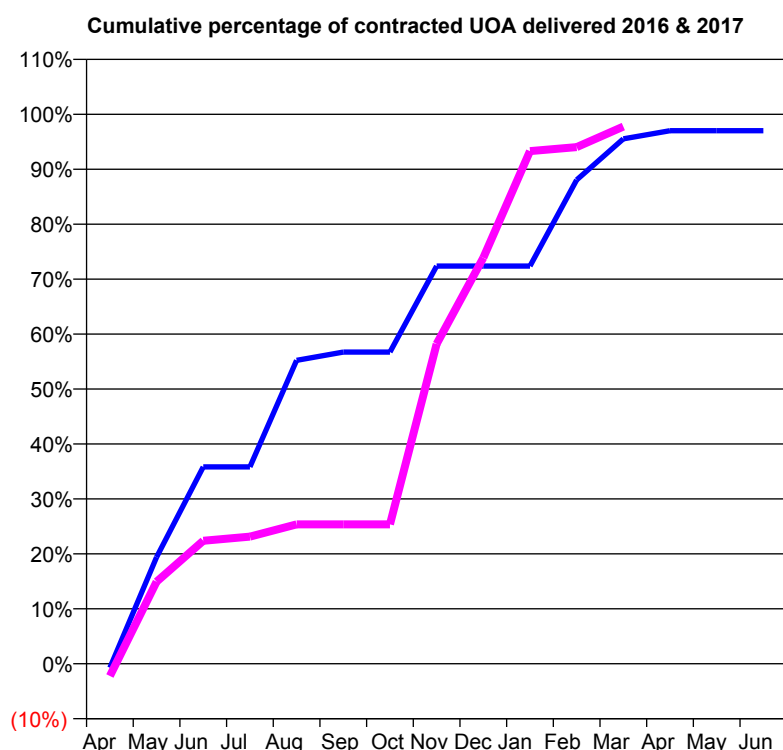
**Q63 - Vital Signs Orthodontic At a Glance Contract Report for 909548/0001 - March 2017**

Name or company name	MR HS KALSI
Contract type name	GDS Contract
Purpose of contract	General and Orthodontic
Contract start date	01/04/2006
Contract end date	

16/17 Contracted general activity (UDA)	7,537
Carry forward general activity (UDA)	308
16/17 Contracted orthodontic activity (UOA)	134
Carry forward orthodontic activity (UOA)	4
Baseline contract value	£208,387.62

**ACCESS**

	Contract	England and Wales
24 month ratio of assessments to patient IDs	1.13	1.09

**ACTIVITY**


Month	Adjusted Scheduled Activity (UOA)	
	2016	2017
April	-1	-3
May	26	20
June	48	30
July	48	31
August	74	34
September	76	34
October	76	34
November	97	78
December	97	99
January	97	125
February	118	126
March	128	131
April	130	
May	130	
June	130	

**QUALITY**

	Contract Quantity	Contract Base Number	Contract *	Region	England
% of all assessments that were assess and fit appliances (rolling 12 month period)	5	37	13.5%	55.7%	56.6%
% of all assessments that were assess and refuse (rolling 12 month period)	0	37	0.0%	14.9%	11.8%
% of all assessments that were assess and review (rolling 12 month period)	32	37	86.5%	29.4%	31.6%
% of terminated courses where treatment was abandoned or discontinued (rolling 12 month period)	0	0	N/A	6.5%	7.7%
% of completed treatments indicating that PAR score was taken (year to date)	0	0	N/A	69.6%	58.4%
Rate of removable appliances per 100 fixed appliances - proposed treatment (rolling 12 month period)	0	0	N/A	4.02	5.64
Rate of removable appliances per 100 fixed appliances - completed treatment (rolling 12 month period)	0	0	N/A	4.09	4.81
% of courses of treatment with removable appliances only - proposed treatment (rolling 12 month period)	0	5	0.0%	2.0%	2.0%
% of courses of treatment with removable appliances only - completed treatment (rolling 12 month period)	0	0	N/A	1.7%	1.5%
% of patients satisfied with the treatment they have received (rolling 12 month period)	1	1	100.0%	94.9%	96.0%

\* Figures in italics indicate that the base number is less than 100.



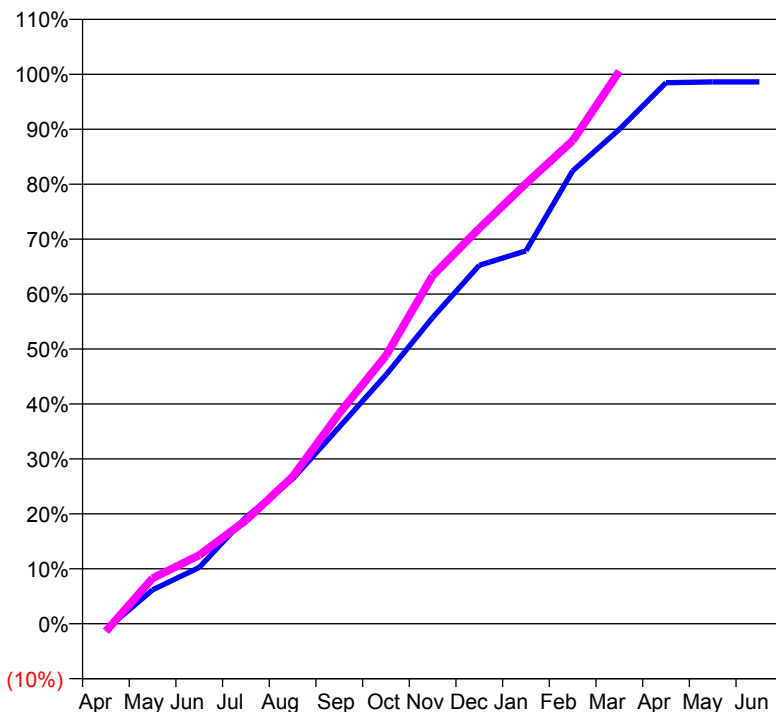
**Q63 - Vital Signs Orthodontic At a Glance Contract Report for 949612/0003 - March 2017**

Name or company name	Simply Orthodontics
Contract type name	PDS Contract
Purpose of contract	Orthodontic
Contract start date	01/04/2011
Contract end date	31/03/2019

16/17 Contracted general activity (UDA)	0
Carry forward general activity (UDA)	0
16/17 Contracted orthodontic activity (UOA)	11,563
Carry forward orthodontic activity (UOA)	160
Baseline contract value	£755,496.67

**ACCESS**

	Contract	England and Wales
24 month ratio of assessments to patient IDs	1.01	1.09

**ACTIVITY**
**Cumulative percentage of contracted UOA delivered 2016 & 2017**

**Adjusted Scheduled Activity (UOA)**

Month	2016	2017
April	-125	-160
May	715	957
June	1,185	1,443
July	2,241	2,178
August	3,045	3,093
September	4,141	4,430
October	5,237	5,642
November	6,443	7,325
December	7,545	8,320
January	7,846	9,263
February	9,530	10,166
March	10,403	11,627
April	11,386	
May	11,402	
June	11,403	

**QUALITY**

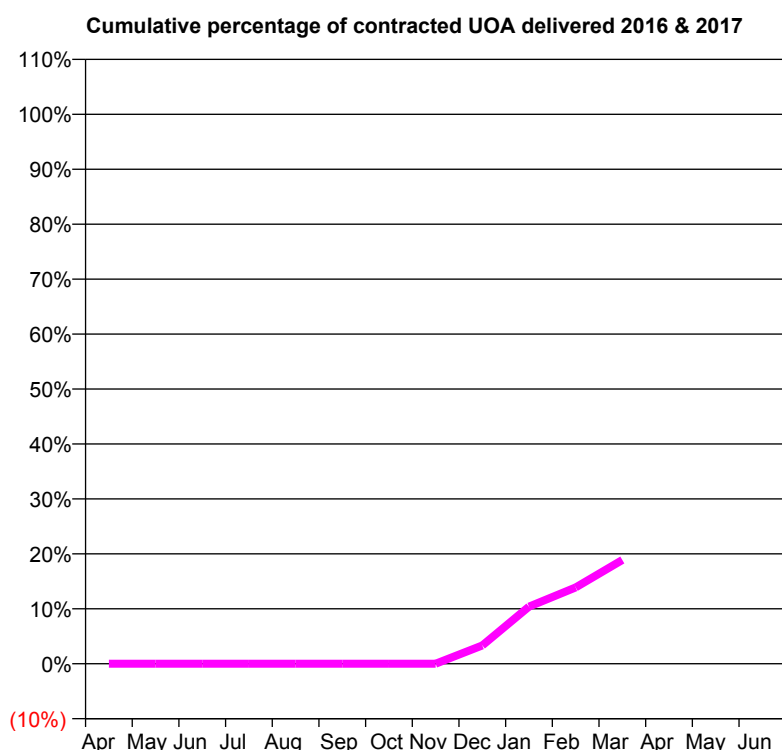
	Contract Quantity	Contract Base Number	Contract *	Region	England
% of all assessments that were assess and fit appliances (rolling 12 month period)	612	828	73.9%	55.7%	56.6%
% of all assessments that were assess and refuse (rolling 12 month period)	7	828	0.8%	14.9%	11.8%
% of all assessments that were assess and review (rolling 12 month period)	209	828	25.2%	29.4%	31.6%
% of terminated courses where treatment was abandoned or discontinued (rolling 12 month period)	35	588	6.0%	6.5%	7.7%
% of completed treatments indicating that PAR score was taken (year to date)	179	548	32.7%	69.6%	58.4%
Rate of removable appliances per 100 fixed appliances - proposed treatment (rolling 12 month period)	11	1,196	0.92	4.02	5.64
Rate of removable appliances per 100 fixed appliances - completed treatment (rolling 12 month period)	6	1,077	0.56	4.09	4.81
% of courses of treatment with removable appliances only - proposed treatment (rolling 12 month period)	11	612	1.8%	2.0%	2.0%
% of courses of treatment with removable appliances only - completed treatment (rolling 12 month period)	6	553	1.1%	1.7%	1.5%
% of patients satisfied with the treatment they have received (rolling 12 month period)	42	43	97.7%	94.9%	96.0%

\* Figures in italics indicate that the base number is less than 100.

**Q64 - Vital Signs Orthodontic At a Glance Contract Report for 100120/0000 - March 2017**

Name or company name	RUH Orthodontics	16/17 Contracted general activity (UDA)	0
Contract type name	PDS Contract	Carry forward general activity (UDA)	0
Purpose of contract	Orthodontic	16/17 Contracted orthodontic activity (UOA)	1,260
Contract start date	01/04/2016	Carry forward orthodontic activity (UOA)	0
Contract end date	31/03/2018	Baseline contract value	£87,048.37

ACCESS	Contract	England and Wales
24 month ratio of assessments to patient IDs	1.00	1.09

**ACTIVITY**


Month	Adjusted Scheduled Activity (UOA)	
	2016	2017
April	0	0
May	0	0
June	0	0
July	0	0
August	0	0
September	0	0
October	0	0
November	0	0
December	0	42
January	0	131
February	0	175
March	0	238
April	0	
May	0	
June	0	

QUALITY	Contract Quantity	Contract Base Number	Contract *	Region	England
% of all assessments that were assess and fit appliances (rolling 12 month period)	12	13	92.3%	58.8%	56.6%
% of all assessments that were assess and refuse (rolling 12 month period)	1	13	7.7%	10.3%	11.8%
% of all assessments that were assess and review (rolling 12 month period)	0	13	0.0%	30.9%	31.6%
% of terminated courses where treatment was abandoned or discontinued (rolling 12 month period)	0	0	N/A	7.0%	7.7%
% of completed treatments indicating that PAR score was taken (year to date)	0	0	N/A	55.6%	58.4%
Rate of removable appliances per 100 fixed appliances - proposed treatment (rolling 12 month period)	2	21	9.52	5.12	5.64
Rate of removable appliances per 100 fixed appliances - completed treatment (rolling 12 month period)	0	0	N/A	3.95	4.81
% of courses of treatment with removable appliances only - proposed treatment (rolling 12 month period)	0	12	0.0%	1.8%	2.0%
% of courses of treatment with removable appliances only - completed treatment (rolling 12 month period)	0	0	N/A	1.7%	1.5%
% of patients satisfied with the treatment they have received (rolling 12 month period)	0	0	N/A	96.9%	96.0%

\* Figures in italics indicate that the base number is less than 100.

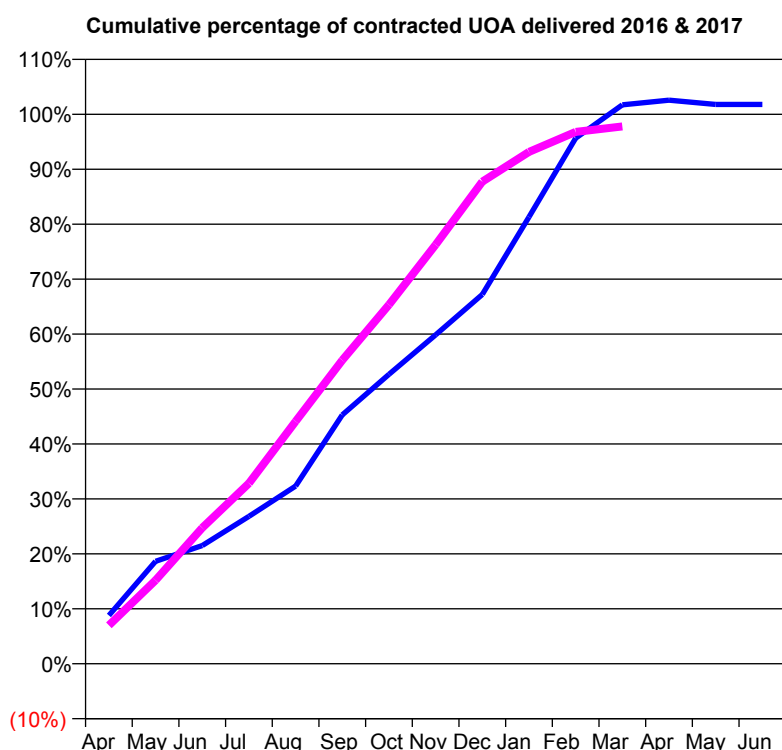
**Q64 - Vital Signs Orthodontic At a Glance Contract Report for 101281/0111 - March 2017**

Name or company name	OASIS DENTAL CARE LTD
Contract type name	PDS Contract
Purpose of contract	Orthodontic
Contract start date	01/04/2006
Contract end date	30/09/2018

16/17 Contracted general activity (UDA)	0
Carry forward general activity (UDA)	0
16/17 Contracted orthodontic activity (UOA)	2,616
Carry forward orthodontic activity (UOA)	0
Baseline contract value	£165,047.40

**ACCESS**

	Contract	England and Wales
24 month ratio of assessments to patient IDs	1.18	1.09

**ACTIVITY**


Month	Adjusted Scheduled Activity (UOA)	
	2016	2017
April	230	183
May	488	398
June	563	647
July	702	859
August	846	1,154
September	1,185	1,445
October	1,378	1,709
November	1,566	1,995
December	1,758	2,295
January	2,127	2,437
February	2,502	2,532
March	2,661	2,558
April	2,683	
May	2,663	
June	2,663	

**QUALITY**

	Contract Quantity	Contract Base Number	Contract *	Region	England
% of all assessments that were assess and fit appliances (rolling 12 month period)	119	306	38.9%	58.8%	56.6%
% of all assessments that were assess and refuse (rolling 12 month period)	10	306	3.3%	10.3%	11.8%
% of all assessments that were assess and review (rolling 12 month period)	177	306	57.8%	30.9%	31.6%
% of terminated courses where treatment was abandoned or discontinued (rolling 12 month period)	7	136	5.1%	7.0%	7.7%
% of completed treatments indicating that PAR score was taken (year to date)	119	129	92.2%	55.6%	58.4%
Rate of removable appliances per 100 fixed appliances - proposed treatment (rolling 12 month period)	0	211	0.00	5.12	5.64
Rate of removable appliances per 100 fixed appliances - completed treatment (rolling 12 month period)	0	203	0.00	3.95	4.81
% of courses of treatment with removable appliances only - proposed treatment (rolling 12 month period)	0	119	0.0%	1.8%	2.0%
% of courses of treatment with removable appliances only - completed treatment (rolling 12 month period)	0	129	0.0%	1.7%	1.5%
% of patients satisfied with the treatment they have received (rolling 12 month period)	6	7	85.7%	96.9%	96.0%

\* Figures in italics indicate that the base number is less than 100.

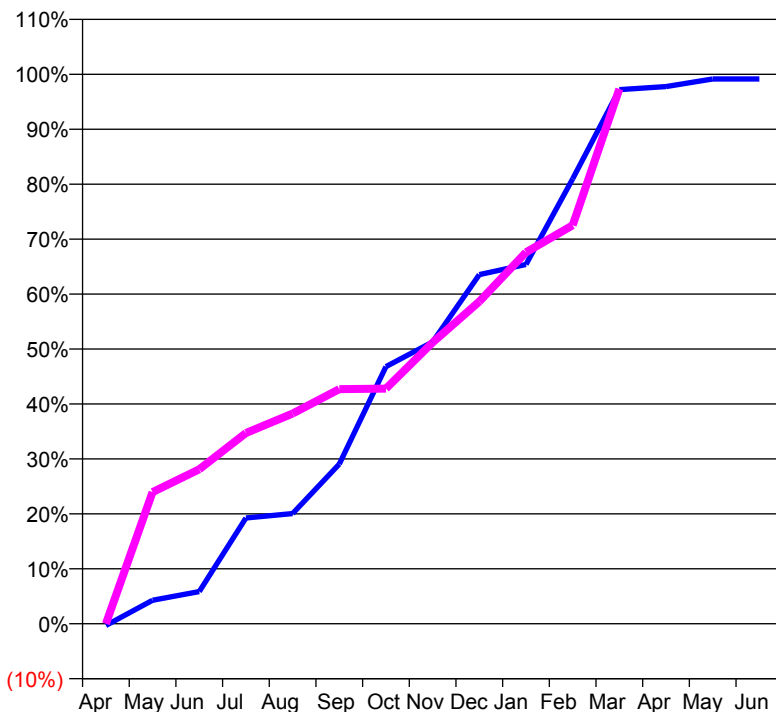
**Q64 - Vital Signs Orthodontic At a Glance Contract Report for 109002/0002 - March 2017**

Name or company name	Dr Dominic Killian Ltd
Contract type name	PDS Contract
Purpose of contract	Orthodontic
Contract start date	01/10/2008
Contract end date	31/03/2018

16/17 Contracted general activity (UDA)	0
Carry forward general activity (UDA)	0
16/17 Contracted orthodontic activity (UOA)	1,765
Carry forward orthodontic activity (UOA)	0
Baseline contract value	£111,667.83

**ACCESS**

	Contract	England and Wales
24 month ratio of assessments to patient IDs	1.25	1.09

**ACTIVITY**
**Cumulative percentage of contracted UOA delivered 2016 & 2017**

**Adjusted Scheduled Activity (UOA)**

Month	2016	2017
April	-5	0
May	65	423
June	89	496
July	292	613
August	304	675
September	440	753
October	709	755
November	777	903
December	963	1,035
January	991	1,193
February	1,227	1,280
March	1,473	1,718
April	1,482	
May	1,503	
June	1,503	

**QUALITY**

	Contract Quantity	Contract Base Number	Contract *	Region	England
% of all assessments that were assess and fit appliances (rolling 12 month period)	74	256	28.9%	58.8%	56.6%
% of all assessments that were assess and refuse (rolling 12 month period)	69	256	27.0%	10.3%	11.8%
% of all assessments that were assess and review (rolling 12 month period)	113	256	44.1%	30.9%	31.6%
% of terminated courses where treatment was abandoned or discontinued (rolling 12 month period)	7	76	9.2%	7.0%	7.7%
% of completed treatments indicating that PAR score was taken (year to date)	29	69	42.0%	55.6%	58.4%
Rate of removable appliances per 100 fixed appliances - proposed treatment (rolling 12 month period)	23	147	15.65	5.12	5.64
Rate of removable appliances per 100 fixed appliances - completed treatment (rolling 12 month period)	6	133	4.51	3.95	4.81
% of courses of treatment with removable appliances only - proposed treatment (rolling 12 month period)	0	74	0.0%	1.8%	2.0%
% of courses of treatment with removable appliances only - completed treatment (rolling 12 month period)	0	69	0.0%	1.7%	1.5%
% of patients satisfied with the treatment they have received (rolling 12 month period)	2	2	100.0%	96.9%	96.0%

\* Figures in italics indicate that the base number is less than 100.

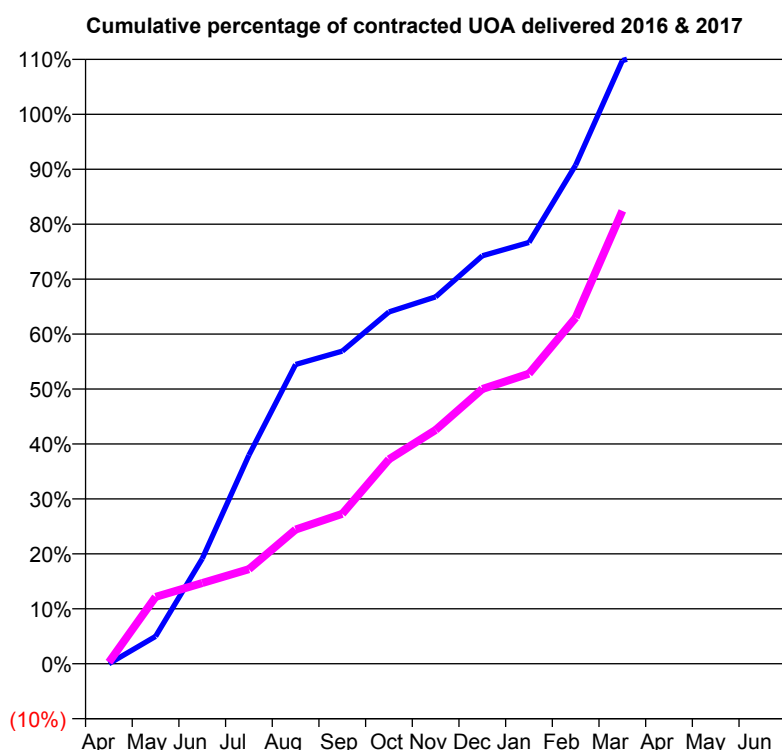
**Q64 - Vital Signs Orthodontic At a Glance Contract Report for 113387/0001 - March 2017**

Name or company name	Hanlon, Gardner Dental Surgeons
Contract type name	GDS Contract
Purpose of contract	General and Orthodontic
Contract start date	01/04/2006
Contract end date	

16/17 Contracted general activity (UDA)	6,000
Carry forward general activity (UDA)	131
16/17 Contracted orthodontic activity (UOA)	896
Carry forward orthodontic activity (UOA)	0
Baseline contract value	£188,745.31

**ACCESS**

	Contract	England and Wales
24 month ratio of assessments to patient IDs	1.06	1.09

**ACTIVITY**


Month	Adjusted Scheduled Activity (UOA)	
	2016	2017
April	0	2
May	45	109
June	171	132
July	340	154
August	488	219
September	510	245
October	574	333
November	598	381
December	665	448
January	687	473
February	813	564
March	984	738
April	1,005	
May	1,005	
June	1,005	

**QUALITY**

	Contract Quantity	Contract Base Number	Contract *	Region	England
% of all assessments that were assess and fit appliances (rolling 12 month period)	36	55	65.5%	58.8%	56.6%
% of all assessments that were assess and refuse (rolling 12 month period)	0	55	0.0%	10.3%	11.8%
% of all assessments that were assess and review (rolling 12 month period)	19	55	34.5%	30.9%	31.6%
% of terminated courses where treatment was abandoned or discontinued (rolling 12 month period)	2	24	8.3%	7.0%	7.7%
% of completed treatments indicating that PAR score was taken (year to date)	0	22	0.0%	55.6%	58.4%
Rate of removable appliances per 100 fixed appliances - proposed treatment (rolling 12 month period)	9	64	14.06	5.12	5.64
Rate of removable appliances per 100 fixed appliances - completed treatment (rolling 12 month period)	1	40	2.50	3.95	4.81
% of courses of treatment with removable appliances only - proposed treatment (rolling 12 month period)	3	36	8.3%	1.8%	2.0%
% of courses of treatment with removable appliances only - completed treatment (rolling 12 month period)	0	22	0.0%	1.7%	1.5%
% of patients satisfied with the treatment they have received (rolling 12 month period)	3	3	100.0%	96.9%	96.0%

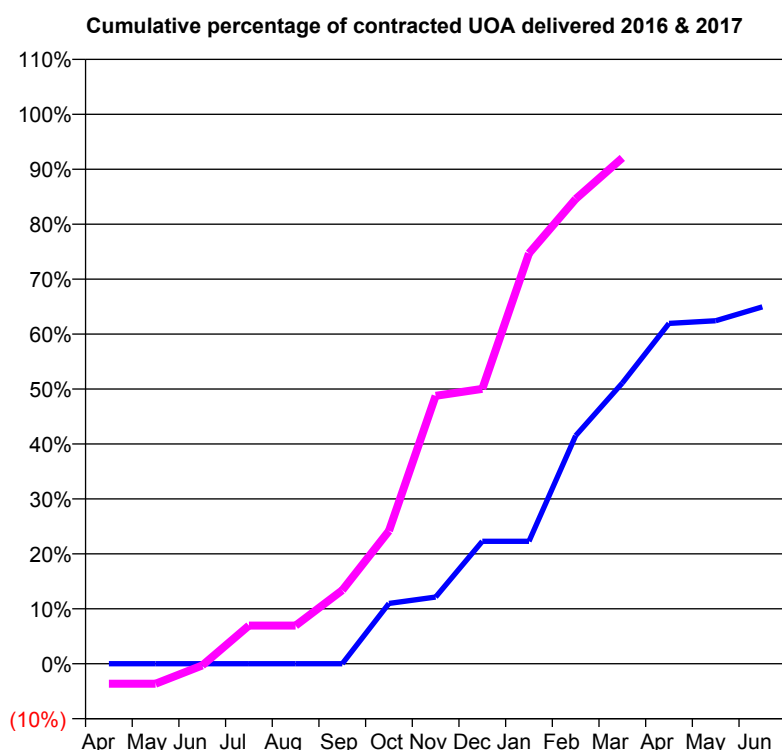
\* Figures in italics indicate that the base number is less than 100.

**Q64 - Vital Signs Orthodontic At a Glance Contract Report for 114677/0001 - March 2017**

Name or company name	Salisbury Orthodontics Limited	16/17 Contracted general activity (UDA)	0
Contract type name	PDS Contract	Carry forward general activity (UDA)	0
Purpose of contract	Orthodontic	16/17 Contracted orthodontic activity (UOA)	3,400
Contract start date	01/09/2015	Carry forward orthodontic activity (UOA)	124
Contract end date	31/03/2018	Baseline contract value	£222,949.65

**ACCESS**

	Contract	England and Wales
24 month ratio of assessments to patient IDs	1.04	1.09

**ACTIVITY**


Month	Adjusted Scheduled Activity (UOA)	
	2016	2017
April	0	-124
May	0	-124
June	0	-11
July	0	236
August	0	236
September	0	455
October	373	822
November	413	1,658
December	758	1,701
January	758	2,539
February	1,411	2,876
March	1,737	3,130
April	2,106	
May	2,123	
June	2,209	

**QUALITY**

	Contract Quantity	Contract Base Number	Contract *	Region	England
% of all assessments that were assess and fit appliances (rolling 12 month period)	191	388	49.2%	58.8%	56.6%
% of all assessments that were assess and refuse (rolling 12 month period)	24	388	6.2%	10.3%	11.8%
% of all assessments that were assess and review (rolling 12 month period)	173	388	44.6%	30.9%	31.6%
% of terminated courses where treatment was abandoned or discontinued (rolling 12 month period)	9	129	7.0%	7.0%	7.7%
% of completed treatments indicating that PAR score was taken (year to date)	107	119	89.9%	55.6%	58.4%
Rate of removable appliances per 100 fixed appliances - proposed treatment (rolling 12 month period)	10	358	2.79	5.12	5.64
Rate of removable appliances per 100 fixed appliances - completed treatment (rolling 12 month period)	3	218	1.38	3.95	4.81
% of courses of treatment with removable appliances only - proposed treatment (rolling 12 month period)	5	191	2.6%	1.8%	2.0%
% of courses of treatment with removable appliances only - completed treatment (rolling 12 month period)	1	120	0.8%	1.7%	1.5%
% of patients satisfied with the treatment they have received (rolling 12 month period)	6	6	100.0%	96.9%	96.0%

\* Figures in italics indicate that the base number is less than 100.

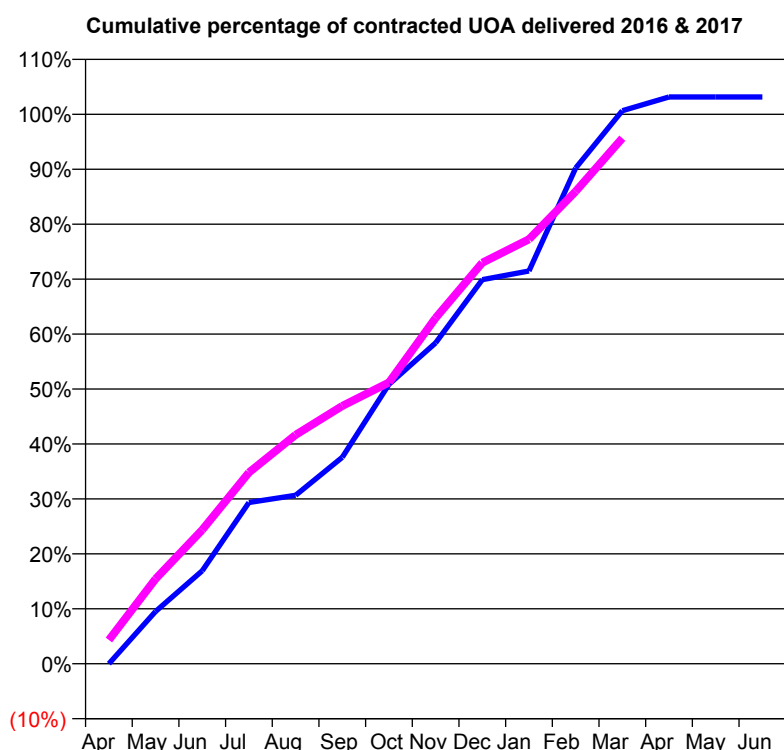
**Q64 - Vital Signs Orthodontic At a Glance Contract Report for 125385/0002 - March 2017**

Name or company name	Dr Michael Frain Ltd
Contract type name	GDS Contract
Purpose of contract	General and Orthodontic
Contract start date	01/04/2008
Contract end date	

16/17 Contracted general activity (UDA)	12,500
Carry forward general activity (UDA)	0
16/17 Contracted orthodontic activity (UOA)	5,228
Carry forward orthodontic activity (UOA)	0
Baseline contract value	£622,436.32

**ACCESS**

	Contract	England and Wales
24 month ratio of assessments to patient IDs	1.53	1.09

**ACTIVITY**


Month	Adjusted Scheduled Activity (UOA)	
	2016	2017
April	0	226
May	516	808
June	917	1,274
July	1,590	1,820
August	1,661	2,178
September	2,036	2,453
October	2,754	2,676
November	3,164	3,290
December	3,786	3,815
January	3,872	4,039
February	4,887	4,494
March	5,452	5,000
April	5,587	
May	5,587	
June	5,587	

**QUALITY**

	Contract Quantity	Contract Base Number	Contract *	Region	England
% of all assessments that were assess and fit appliances (rolling 12 month period)	229	551	41.6%	58.8%	56.6%
% of all assessments that were assess and refuse (rolling 12 month period)	39	551	7.1%	10.3%	11.8%
% of all assessments that were assess and review (rolling 12 month period)	283	551	51.4%	30.9%	31.6%
% of terminated courses where treatment was abandoned or discontinued (rolling 12 month period)	32	212	15.1%	7.0%	7.7%
% of completed treatments indicating that PAR score was taken (year to date)	178	180	98.9%	55.6%	58.4%
Rate of removable appliances per 100 fixed appliances - proposed treatment (rolling 12 month period)	0	454	0.00	5.12	5.64
Rate of removable appliances per 100 fixed appliances - completed treatment (rolling 12 month period)	0	352	0.00	3.95	4.81
% of courses of treatment with removable appliances only - proposed treatment (rolling 12 month period)	0	229	0.0%	1.8%	2.0%
% of courses of treatment with removable appliances only - completed treatment (rolling 12 month period)	0	180	0.0%	1.7%	1.5%
% of patients satisfied with the treatment they have received (rolling 12 month period)	10	10	100.0%	96.9%	96.0%

\* Figures in italics indicate that the base number is less than 100.

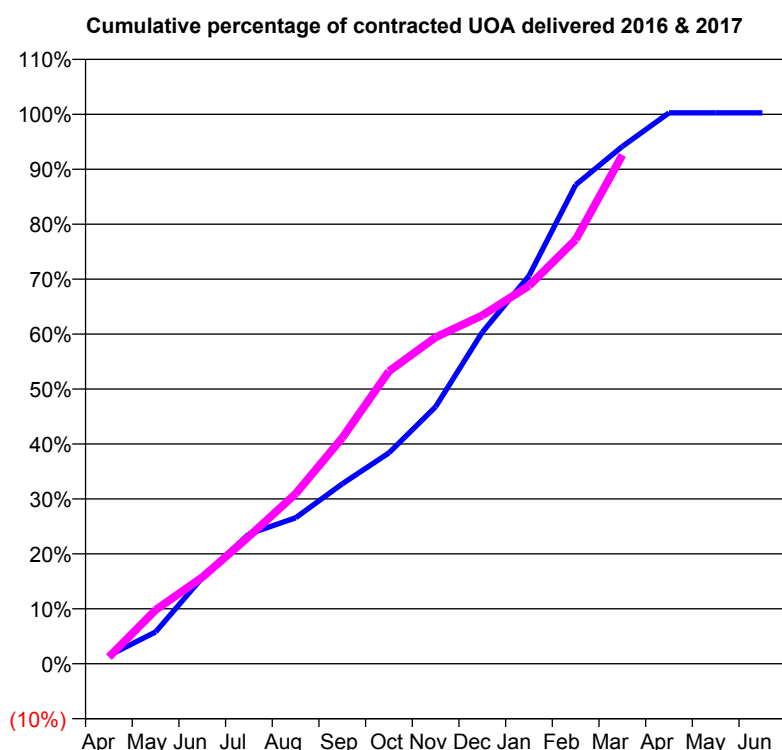
**Q64 - Vital Signs Orthodontic At a Glance Contract Report for 133620/0001 - March 2017**

Name or company name	Cloudshell Limited
Contract type name	PDS Contract
Purpose of contract	Orthodontic
Contract start date	01/09/2012
Contract end date	31/08/2022

16/17 Contracted general activity (UDA)	0
Carry forward general activity (UDA)	0
16/17 Contracted orthodontic activity (UOA)	6,560
Carry forward orthodontic activity (UOA)	-17
Baseline contract value	£442,977.19

**ACCESS**

	Contract	England and Wales
24 month ratio of assessments to patient IDs	1.02	1.09

**ACTIVITY**


Month	Adjusted Scheduled Activity (UOA)	
	2016	2017
April	98	81
May	379	643
June	1,028	1,032
July	1,550	1,520
August	1,743	2,029
September	2,149	2,697
October	2,518	3,492
November	3,068	3,898
December	3,959	4,159
January	4,632	4,512
February	5,718	5,063
March	6,176	6,074
April	6,577	
May	6,577	
June	6,577	

**QUALITY**

	Contract Quantity	Contract Base Number	Contract *	Region	England
% of all assessments that were assess and fit appliances (rolling 12 month period)	287	755	38.0%	58.8%	56.6%
% of all assessments that were assess and refuse (rolling 12 month period)	100	755	13.2%	10.3%	11.8%
% of all assessments that were assess and review (rolling 12 month period)	368	755	48.7%	30.9%	31.6%
% of terminated courses where treatment was abandoned or discontinued (rolling 12 month period)	16	248	6.5%	7.0%	7.7%
% of completed treatments indicating that PAR score was taken (year to date)	188	232	81.0%	55.6%	58.4%
Rate of removable appliances per 100 fixed appliances - proposed treatment (rolling 12 month period)	3	560	0.54	5.12	5.64
Rate of removable appliances per 100 fixed appliances - completed treatment (rolling 12 month period)	1	452	0.22	3.95	4.81
% of courses of treatment with removable appliances only - proposed treatment (rolling 12 month period)	2	287	0.7%	1.8%	2.0%
% of courses of treatment with removable appliances only - completed treatment (rolling 12 month period)	1	232	0.4%	1.7%	1.5%
% of patients satisfied with the treatment they have received (rolling 12 month period)	9	9	100.0%	96.9%	96.0%

\* Figures in italics indicate that the base number is less than 100.



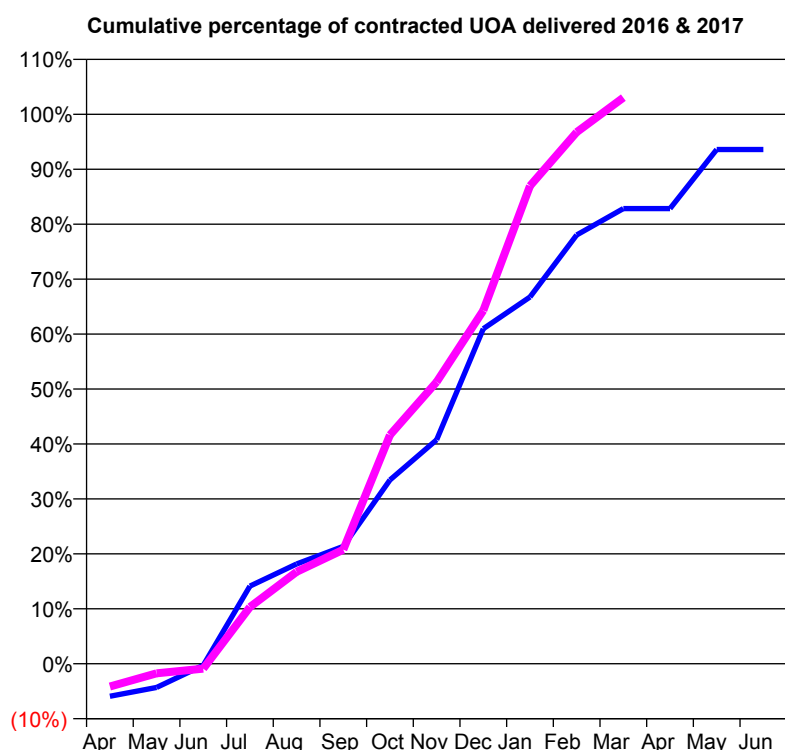
**Q64 - Vital Signs Orthodontic At a Glance Contract Report for 136840/0001 - March 2017**

Name or company name	RUH Orthodontics
Contract type name	PDS Contract
Purpose of contract	Orthodontic
Contract start date	01/04/2007
Contract end date	31/03/2017

16/17 Contracted general activity (UDA)	0
Carry forward general activity (UDA)	0
16/17 Contracted orthodontic activity (UOA)	2,616
Carry forward orthodontic activity (UOA)	109
Baseline contract value	£169,019.93

**ACCESS**

	Contract	England and Wales
24 month ratio of assessments to patient IDs	1.01	1.09

**ACTIVITY**


Month	Adjusted Scheduled Activity (UOA)	
	2016	2017
April	-155	-109
May	-113	-46
June	-8	-24
July	370	270
August	475	438
September	559	543
October	875	1,089
November	1,066	1,342
December	1,595	1,682
January	1,746	2,275
February	2,041	2,531
March	2,167	2,695
April	2,167	
May	2,448	
June	2,448	

**QUALITY**

	Contract Quantity	Contract Base Number	Contract *	Region	England
% of all assessments that were assess and fit appliances (rolling 12 month period)	157	163	96.3%	58.8%	56.6%
% of all assessments that were assess and refuse (rolling 12 month period)	0	163	0.0%	10.3%	11.8%
% of all assessments that were assess and review (rolling 12 month period)	6	163	3.7%	30.9%	31.6%
% of terminated courses where treatment was abandoned or discontinued (rolling 12 month period)	3	112	2.7%	7.0%	7.7%
% of completed treatments indicating that PAR score was taken (year to date)	104	109	95.4%	55.6%	58.4%
Rate of removable appliances per 100 fixed appliances - proposed treatment (rolling 12 month period)	26	294	8.84	5.12	5.64
Rate of removable appliances per 100 fixed appliances - completed treatment (rolling 12 month period)	4	96	4.17	3.95	4.81
% of courses of treatment with removable appliances only - proposed treatment (rolling 12 month period)	2	157	1.3%	1.8%	2.0%
% of courses of treatment with removable appliances only - completed treatment (rolling 12 month period)	0	109	0.0%	1.7%	1.5%
% of patients satisfied with the treatment they have received (rolling 12 month period)	3	3	100.0%	96.9%	96.0%

\* Figures in italics indicate that the base number is less than 100.

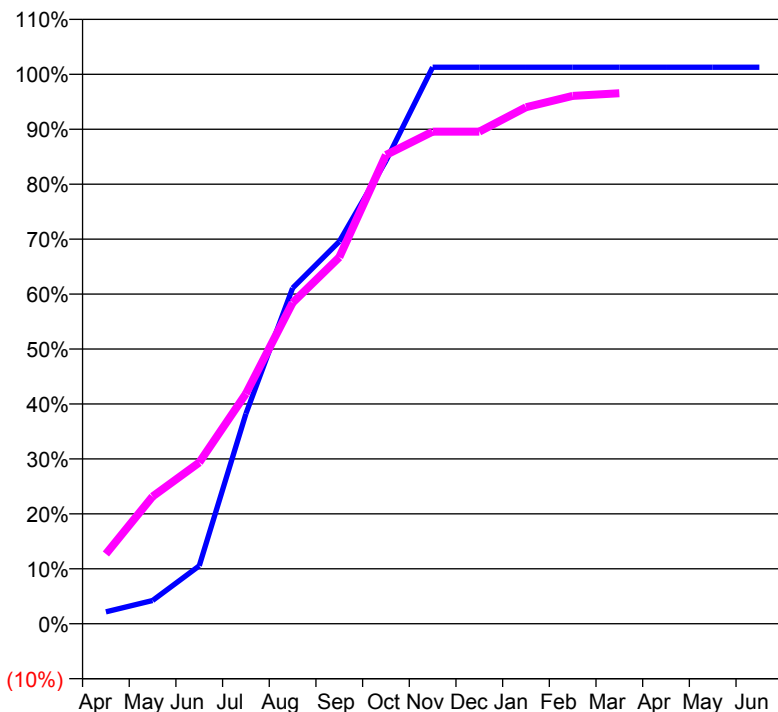
**Q64 - Vital Signs Orthodontic At a Glance Contract Report for 137995/0002 - March 2017**

Name or company name	Nelson Street Dental Practice Partnership
Contract type name	GDS Contract
Purpose of contract	Orthodontic
Contract start date	01/04/2014
Contract end date	

16/17 Contracted general activity (UDA)	0
Carry forward general activity (UDA)	0
16/17 Contracted orthodontic activity (UOA)	1,015
Carry forward orthodontic activity (UOA)	-13
Baseline contract value	£65,852.04

**ACCESS**

	Contract	England and Wales
24 month ratio of assessments to patient IDs	1.10	1.09

**ACTIVITY**
**Cumulative percentage of contracted UOA delivered 2016 & 2017**

**Adjusted Scheduled Activity (UOA)**

Month	2016	2017
April	22	129
May	43	235
June	107	298
July	388	425
August	620	593
September	706	677
October	855	866
November	1,028	909
December	1,028	909
January	1,028	954
February	1,028	975
March	1,028	980
April	1,028	
May	1,028	
June	1,028	

**QUALITY**

	Contract Quantity	Contract Base Number	Contract *	Region	England
% of all assessments that were assess and fit appliances (rolling 12 month period)	46	66	69.7%	58.8%	56.6%
% of all assessments that were assess and refuse (rolling 12 month period)	3	66	4.5%	10.3%	11.8%
% of all assessments that were assess and review (rolling 12 month period)	17	66	25.8%	30.9%	31.6%
% of terminated courses where treatment was abandoned or discontinued (rolling 12 month period)	4	38	10.5%	7.0%	7.7%
% of completed treatments indicating that PAR score was taken (year to date)	34	34	100.0%	55.6%	58.4%
Rate of removable appliances per 100 fixed appliances - proposed treatment (rolling 12 month period)	1	89	1.12	5.12	5.64
Rate of removable appliances per 100 fixed appliances - completed treatment (rolling 12 month period)	0	66	0.00	3.95	4.81
% of courses of treatment with removable appliances only - proposed treatment (rolling 12 month period)	1	46	2.2%	1.8%	2.0%
% of courses of treatment with removable appliances only - completed treatment (rolling 12 month period)	0	34	0.0%	1.7%	1.5%
% of patients satisfied with the treatment they have received (rolling 12 month period)	3	3	100.0%	96.9%	96.0%

\* Figures in italics indicate that the base number is less than 100.

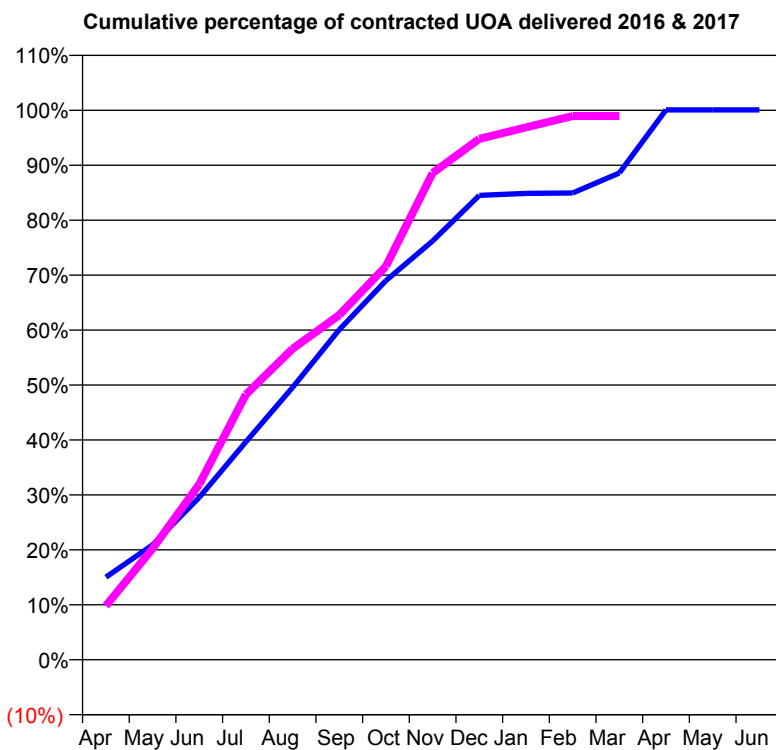
**Q64 - Vital Signs Orthodontic At a Glance Contract Report for 140163/0001 - March 2017**

Name or company name	Cheltenham Orthodontics Ltd.
Contract type name	PDS Contract
Purpose of contract	Orthodontic
Contract start date	01/04/2008
Contract end date	30/09/2018

16/17 Contracted general activity (UDA)	0
Carry forward general activity (UDA)	0
16/17 Contracted orthodontic activity (UOA)	6,395
Carry forward orthodontic activity (UOA)	0
Baseline contract value	£405,085.86

**ACCESS**

	Contract	England and Wales
24 month ratio of assessments to patient IDs	1.07	1.09

**ACTIVITY**


Month	Adjusted Scheduled Activity (UOA)	
	2016	2017
April	961	627
May	1,337	1,294
June	1,889	2,043
July	2,537	3,087
August	3,169	3,620
September	3,842	4,012
October	4,413	4,580
November	4,874	5,664
December	5,405	6,062
January	5,427	6,196
February	5,432	6,328
March	5,665	6,328
April	6,400	
May	6,400	
June	6,400	

**QUALITY**

	Contract Quantity	Contract Base Number	Contract *	Region	England
% of all assessments that were assess and fit appliances (rolling 12 month period)	320	729	43.9%	58.8%	56.6%
% of all assessments that were assess and refuse (rolling 12 month period)	75	729	10.3%	10.3%	11.8%
% of all assessments that were assess and review (rolling 12 month period)	334	729	45.8%	30.9%	31.6%
% of terminated courses where treatment was abandoned or discontinued (rolling 12 month period)	8	208	3.8%	7.0%	7.7%
% of completed treatments indicating that PAR score was taken (year to date)	72	200	36.0%	55.6%	58.4%
Rate of removable appliances per 100 fixed appliances - proposed treatment (rolling 12 month period)	228	630	36.19	5.12	5.64
Rate of removable appliances per 100 fixed appliances - completed treatment (rolling 12 month period)	0	0	N/A	3.95	4.81
% of courses of treatment with removable appliances only - proposed treatment (rolling 12 month period)	4	320	1.3%	1.8%	2.0%
% of courses of treatment with removable appliances only - completed treatment (rolling 12 month period)	0	200	0.0%	1.7%	1.5%
% of patients satisfied with the treatment they have received (rolling 12 month period)	12	12	100.0%	96.9%	96.0%

\* Figures in italics indicate that the base number is less than 100.

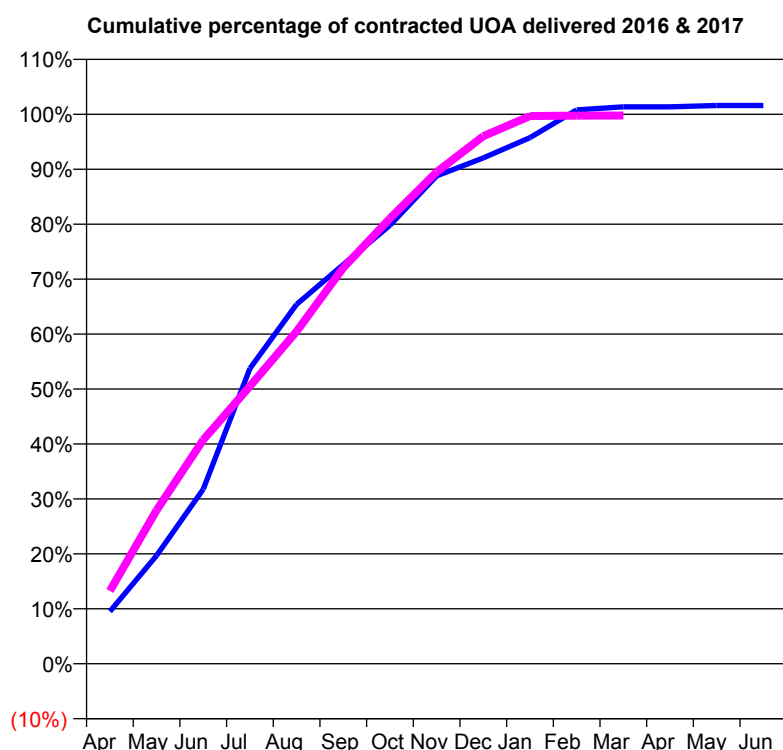
**Q64 - Vital Signs Orthodontic At a Glance Contract Report for 156701/0001 - March 2017**

Name or company name	Phoenix Orthodontics
Contract type name	GDS Contract
Purpose of contract	General and Orthodontic
Contract start date	01/06/2011
Contract end date	01/10/2018

16/17 Contracted general activity (UDA)	30
Carry forward general activity (UDA)	-1
16/17 Contracted orthodontic activity (UOA)	8,084
Carry forward orthodontic activity (UOA)	0
Baseline contract value	£536,125.14

**ACCESS**

	Contract	England and Wales
24 month ratio of assessments to patient IDs	1.05	1.09

**ACTIVITY**


Month	Adjusted Scheduled Activity (UOA)	
	2016	2017
April	766	1,073
May	1,584	2,259
June	2,556	3,295
July	4,322	4,083
August	5,260	4,889
September	5,841	5,826
October	6,418	6,552
November	7,140	7,233
December	7,403	7,761
January	7,700	8,058
February	8,106	8,063
March	8,150	8,066
April	8,150	
May	8,171	
June	8,171	

**QUALITY**

	Contract Quantity	Contract Base Number	Contract *	Region	England
% of all assessments that were assess and fit appliances (rolling 12 month period)	385	449	85.7%	58.8%	56.6%
% of all assessments that were assess and refuse (rolling 12 month period)	38	449	8.5%	10.3%	11.8%
% of all assessments that were assess and review (rolling 12 month period)	26	449	5.8%	30.9%	31.6%
% of terminated courses where treatment was abandoned or discontinued (rolling 12 month period)	38	343	11.1%	7.0%	7.7%
% of completed treatments indicating that PAR score was taken (year to date)	275	305	90.2%	55.6%	58.4%
Rate of removable appliances per 100 fixed appliances - proposed treatment (rolling 12 month period)	0	753	0.00	5.12	5.64
Rate of removable appliances per 100 fixed appliances - completed treatment (rolling 12 month period)	34	574	5.92	3.95	4.81
% of courses of treatment with removable appliances only - proposed treatment (rolling 12 month period)	0	385	0.0%	1.8%	2.0%
% of courses of treatment with removable appliances only - completed treatment (rolling 12 month period)	0	305	0.0%	1.7%	1.5%
% of patients satisfied with the treatment they have received (rolling 12 month period)	14	15	93.3%	96.9%	96.0%

\* Figures in italics indicate that the base number is less than 100.

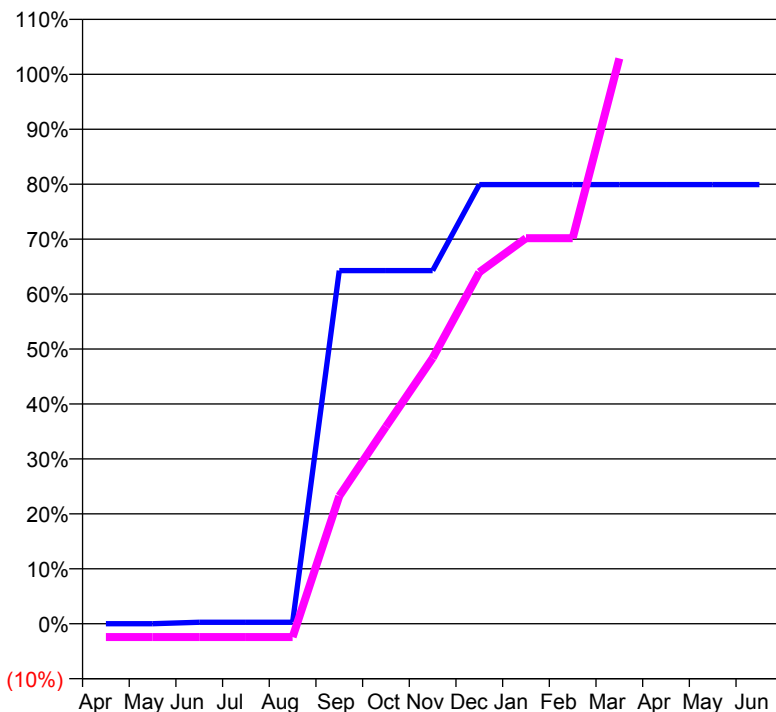
**Q64 - Vital Signs Orthodontic At a Glance Contract Report for 158542/0001 - March 2017**

Name or company name	Mr CS Lambert-Rose and Miss SL Watt
Contract type name	GDS Contract
Purpose of contract	General and Orthodontic
Contract start date	18/05/2012
Contract end date	

16/17 Contracted general activity (UDA)	680
Carry forward general activity (UDA)	0
16/17 Contracted orthodontic activity (UOA)	697
Carry forward orthodontic activity (UOA)	17
Baseline contract value	£64,284.48

**ACCESS**

	Contract	England and Wales
24 month ratio of assessments to patient IDs	1.05	1.09

**ACTIVITY**
**Cumulative percentage of contracted UOA delivered 2016 & 2017**

**Adjusted Scheduled Activity (UOA)**

Month	2016	2017
April	0	-17
May	0	-17
June	2	-17
July	2	-17
August	2	-17
September	448	162
October	448	250
November	448	337
December	557	446
January	557	489
February	557	489
March	557	717
April	557	
May	557	
June	557	

**QUALITY**

	Contract Quantity	Contract Base Number	Contract *	Region	England
% of all assessments that were assess and fit appliances (rolling 12 month period)	40	91	44.0%	58.8%	56.6%
% of all assessments that were assess and refuse (rolling 12 month period)	12	91	13.2%	10.3%	11.8%
% of all assessments that were assess and review (rolling 12 month period)	39	91	42.9%	30.9%	31.6%
% of terminated courses where treatment was abandoned or discontinued (rolling 12 month period)	3	27	11.1%	7.0%	7.7%
% of completed treatments indicating that PAR score was taken (year to date)	22	24	91.7%	55.6%	58.4%
Rate of removable appliances per 100 fixed appliances - proposed treatment (rolling 12 month period)	4	57	7.02	5.12	5.64
Rate of removable appliances per 100 fixed appliances - completed treatment (rolling 12 month period)	0	43	0.00	3.95	4.81
% of courses of treatment with removable appliances only - proposed treatment (rolling 12 month period)	2	40	5.0%	1.8%	2.0%
% of courses of treatment with removable appliances only - completed treatment (rolling 12 month period)	0	24	0.0%	1.7%	1.5%
% of patients satisfied with the treatment they have received (rolling 12 month period)	0	0	N/A	96.9%	96.0%

\* Figures in italics indicate that the base number is less than 100.

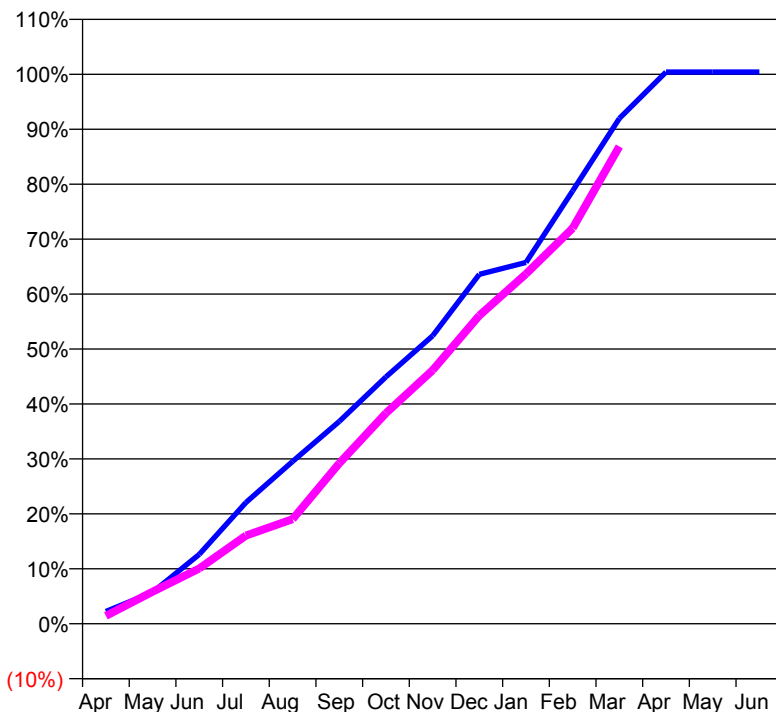
**Q64 - Vital Signs Orthodontic At a Glance Contract Report for 182591/0001 - March 2017**

Name or company name	Bath Orthodontics Ltd
Contract type name	PDS Contract
Purpose of contract	Orthodontic
Contract start date	01/05/2011
Contract end date	30/04/2021

16/17 Contracted general activity (UDA)	0
Carry forward general activity (UDA)	0
16/17 Contracted orthodontic activity (UOA)	8,057
Carry forward orthodontic activity (UOA)	0
Baseline contract value	£535,329.03

**ACCESS**

	Contract	England and Wales
24 month ratio of assessments to patient IDs	1.06	1.09

**ACTIVITY**
**Cumulative percentage of contracted UOA delivered 2016 & 2017**

**Adjusted Scheduled Activity (UOA)**

Month	2016	2017
April	181	116
May	463	470
June	1,017	810
July	1,779	1,294
August	2,381	1,534
September	2,967	2,353
October	3,621	3,088
November	4,223	3,718
December	5,124	4,520
January	5,298	5,129
February	6,347	5,801
March	7,409	6,998
April	8,089	
May	8,089	
June	8,089	

**QUALITY**

	Contract Quantity	Contract Base Number	Contract *	Region	England
% of all assessments that were assess and fit appliances (rolling 12 month period)	362	506	71.5%	58.8%	56.6%
% of all assessments that were assess and refuse (rolling 12 month period)	17	506	3.4%	10.3%	11.8%
% of all assessments that were assess and review (rolling 12 month period)	127	506	25.1%	30.9%	31.6%
% of terminated courses where treatment was abandoned or discontinued (rolling 12 month period)	14	406	3.4%	7.0%	7.7%
% of completed treatments indicating that PAR score was taken (year to date)	34	392	8.7%	55.6%	58.4%
Rate of removable appliances per 100 fixed appliances - proposed treatment (rolling 12 month period)	8	704	1.14	5.12	5.64
Rate of removable appliances per 100 fixed appliances - completed treatment (rolling 12 month period)	10	776	1.29	3.95	4.81
% of courses of treatment with removable appliances only - proposed treatment (rolling 12 month period)	5	362	1.4%	1.8%	2.0%
% of courses of treatment with removable appliances only - completed treatment (rolling 12 month period)	1	392	0.3%	1.7%	1.5%
% of patients satisfied with the treatment they have received (rolling 12 month period)	18	18	100.0%	96.9%	96.0%

\* Figures in italics indicate that the base number is less than 100.

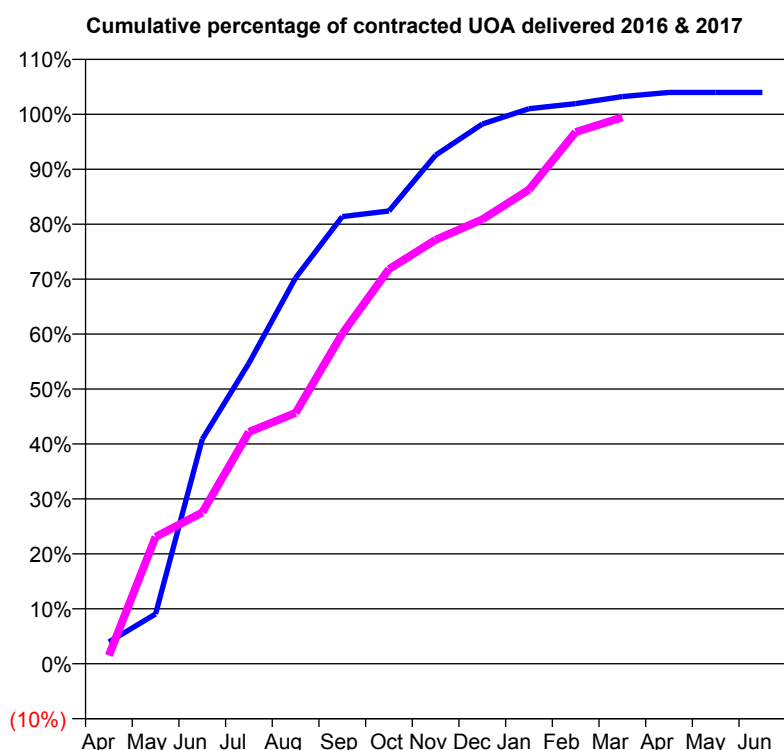
**Q64 - Vital Signs Orthodontic At a Glance Contract Report for 191221/0001 - March 2017**

Name or company name	Mid Wessex Orthodontic Clinic
Contract type name	GDS Contract
Purpose of contract	General and Orthodontic
Contract start date	01/03/2013
Contract end date	

16/17 Contracted general activity (UDA)	20
Carry forward general activity (UDA)	0
16/17 Contracted orthodontic activity (UOA)	4,126
Carry forward orthodontic activity (UOA)	0
Baseline contract value	£274,913.80

**ACCESS**

	Contract	England and Wales
24 month ratio of assessments to patient IDs	1.00	1.09

**ACTIVITY**


Month	Adjusted Scheduled Activity (UOA)	
	2016	2017
April	164	63
May	374	953
June	1,686	1,136
July	2,258	1,741
August	2,898	1,884
September	3,358	2,479
October	3,400	2,963
November	3,819	3,183
December	4,053	3,337
January	4,168	3,560
February	4,206	3,992
March	4,259	4,103
April	4,290	
May	4,290	
June	4,290	

**QUALITY**

	Contract Quantity	Contract Base Number	Contract *	Region	England
% of all assessments that were assess and fit appliances (rolling 12 month period)	173	752	23.0%	58.8%	56.6%
% of all assessments that were assess and refuse (rolling 12 month period)	76	752	10.1%	10.3%	11.8%
% of all assessments that were assess and review (rolling 12 month period)	503	752	66.9%	30.9%	31.6%
% of terminated courses where treatment was abandoned or discontinued (rolling 12 month period)	5	187	2.7%	7.0%	7.7%
% of completed treatments indicating that PAR score was taken (year to date)	175	182	96.2%	55.6%	58.4%
Rate of removable appliances per 100 fixed appliances - proposed treatment (rolling 12 month period)	15	326	4.60	5.12	5.64
Rate of removable appliances per 100 fixed appliances - completed treatment (rolling 12 month period)	6	353	1.70	3.95	4.81
% of courses of treatment with removable appliances only - proposed treatment (rolling 12 month period)	8	173	4.6%	1.8%	2.0%
% of courses of treatment with removable appliances only - completed treatment (rolling 12 month period)	5	182	2.7%	1.7%	1.5%
% of patients satisfied with the treatment they have received (rolling 12 month period)	5	5	100.0%	96.9%	96.0%

\* Figures in italics indicate that the base number is less than 100.

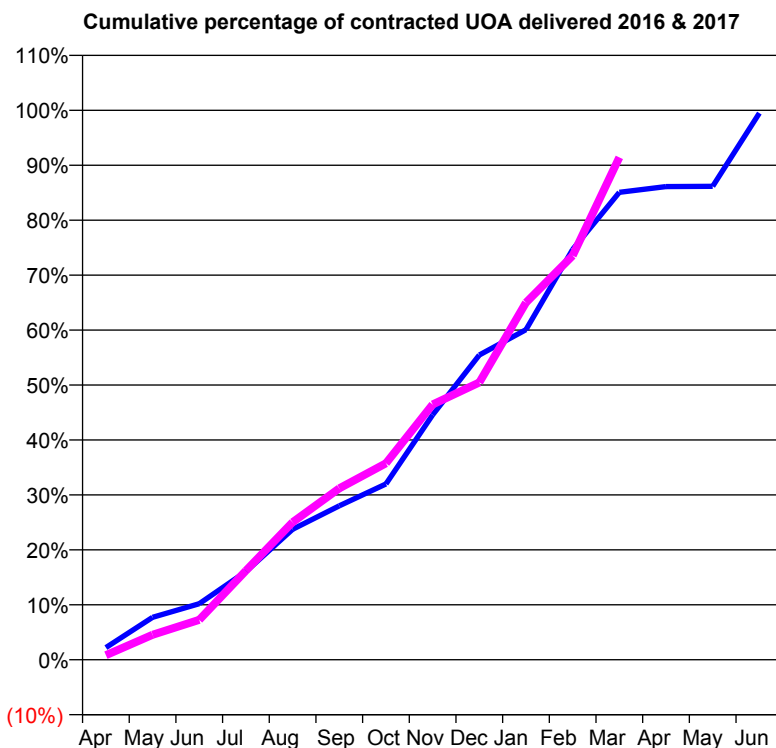
**Q64 - Vital Signs Orthodontic At a Glance Contract Report for 231401/0002 - March 2017**

Name or company name	MR JA DICKSON
Contract type name	PDS Contract
Purpose of contract	Orthodontic
Contract start date	01/04/2009
Contract end date	30/09/2018

16/17 Contracted general activity (UDA)	0
Carry forward general activity (UDA)	0
16/17 Contracted orthodontic activity (UOA)	2,040
Carry forward orthodontic activity (UOA)	11
Baseline contract value	£129,224.28

**ACCESS**

	Contract	England and Wales
24 month ratio of assessments to patient IDs	1.20	1.09

**ACTIVITY**


Month	Adjusted Scheduled Activity (UOA)	
	2016	2017
April	46	17
May	161	93
June	212	148
July	334	331
August	494	511
September	583	637
October	666	730
November	928	948
December	1,155	1,030
January	1,251	1,326
February	1,555	1,500
March	1,771	1,865
April	1,793	
May	1,794	
June	2,071	

**QUALITY**

	Contract Quantity	Contract Base Number	Contract *	Region	England
% of all assessments that were assess and fit appliances (rolling 12 month period)	99	229	43.2%	58.8%	56.6%
% of all assessments that were assess and refuse (rolling 12 month period)	34	229	14.8%	10.3%	11.8%
% of all assessments that were assess and review (rolling 12 month period)	96	229	41.9%	30.9%	31.6%
% of terminated courses where treatment was abandoned or discontinued (rolling 12 month period)	13	96	13.5%	7.0%	7.7%
% of completed treatments indicating that PAR score was taken (year to date)	75	82	91.5%	55.6%	58.4%
Rate of removable appliances per 100 fixed appliances - proposed treatment (rolling 12 month period)	27	195	13.85	5.12	5.64
Rate of removable appliances per 100 fixed appliances - completed treatment (rolling 12 month period)	14	157	8.92	3.95	4.81
% of courses of treatment with removable appliances only - proposed treatment (rolling 12 month period)	0	99	0.0%	1.8%	2.0%
% of courses of treatment with removable appliances only - completed treatment (rolling 12 month period)	0	83	0.0%	1.7%	1.5%
% of patients satisfied with the treatment they have received (rolling 12 month period)	4	4	100.0%	96.9%	96.0%

\* Figures in italics indicate that the base number is less than 100.



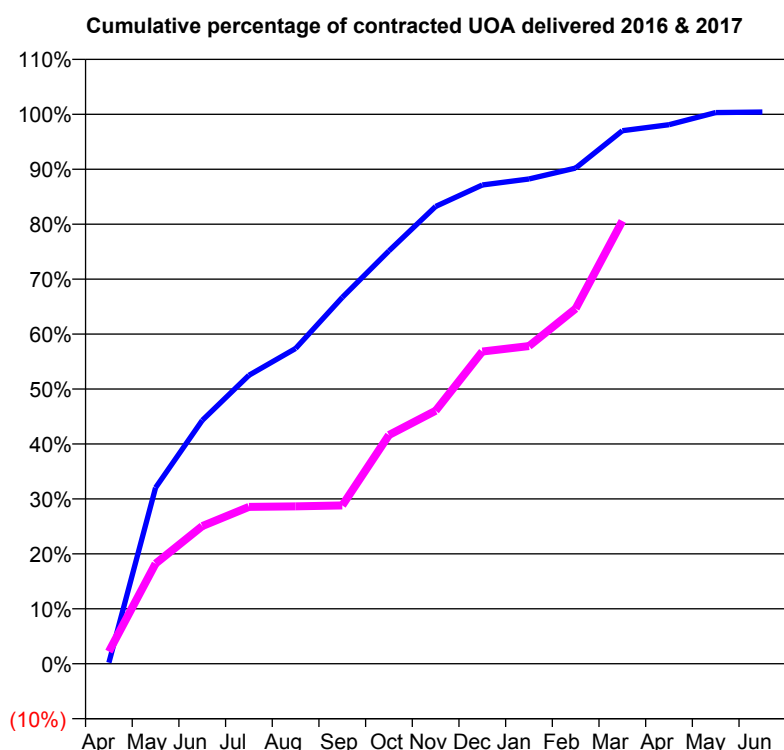
**Q64 - Vital Signs Orthodontic At a Glance Contract Report for 233544/0001 - March 2017**

Name or company name	MR D LYONS
Contract type name	GDS Contract
Purpose of contract	General and Orthodontic
Contract start date	01/03/2008
Contract end date	

16/17 Contracted general activity (UDA)	1,909
Carry forward general activity (UDA)	5
16/17 Contracted orthodontic activity (UOA)	1,086
Carry forward orthodontic activity (UOA)	0
Baseline contract value	£117,175.60

**ACCESS**

	Contract	England and Wales
24 month ratio of assessments to patient IDs	1.06	1.09

**ACTIVITY**


Month	Adjusted Scheduled Activity (UOA)	
	2016	2017
April	2	24
May	321	198
June	444	272
July	526	310
August	575	311
September	668	313
October	753	452
November	834	500
December	873	617
January	884	628
February	904	702
March	972	875
April	983	
May	1,005	
June	1,006	

**QUALITY**

	Contract Quantity	Contract Base Number	Contract *	Region	England
% of all assessments that were assess and fit appliances (rolling 12 month period)	41	141	29.1%	58.8%	56.6%
% of all assessments that were assess and refuse (rolling 12 month period)	40	141	28.4%	10.3%	11.8%
% of all assessments that were assess and review (rolling 12 month period)	60	141	42.6%	30.9%	31.6%
% of terminated courses where treatment was abandoned or discontinued (rolling 12 month period)	1	23	4.3%	7.0%	7.7%
% of completed treatments indicating that PAR score was taken (year to date)	17	22	77.3%	55.6%	58.4%
Rate of removable appliances per 100 fixed appliances - proposed treatment (rolling 12 month period)	4	75	5.33	5.12	5.64
Rate of removable appliances per 100 fixed appliances - completed treatment (rolling 12 month period)	1	35	2.86	3.95	4.81
% of courses of treatment with removable appliances only - proposed treatment (rolling 12 month period)	2	41	4.9%	1.8%	2.0%
% of courses of treatment with removable appliances only - completed treatment (rolling 12 month period)	1	22	4.5%	1.7%	1.5%
% of patients satisfied with the treatment they have received (rolling 12 month period)	2	2	100.0%	96.9%	96.0%

\* Figures in italics indicate that the base number is less than 100.

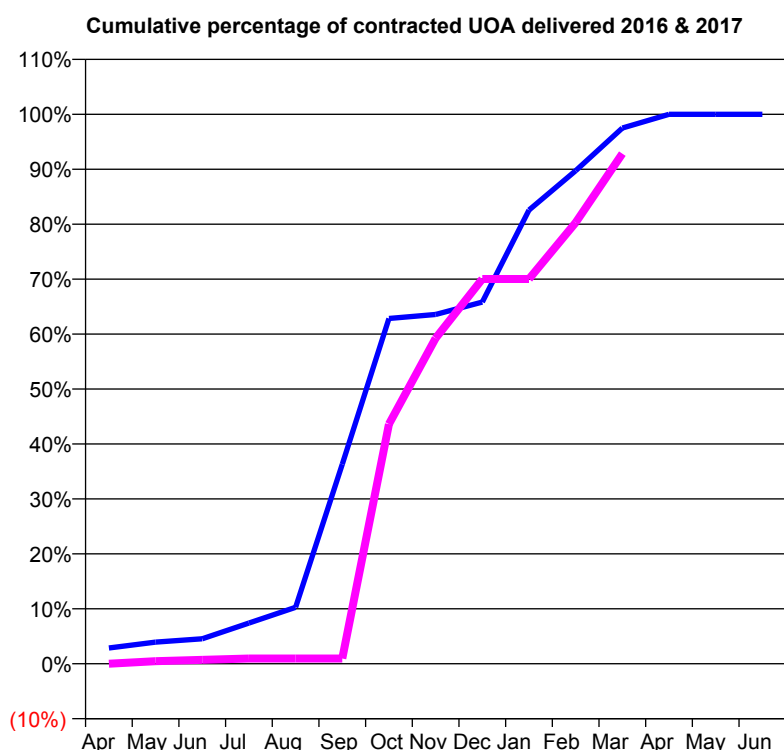
**Q64 - Vital Signs Orthodontic At a Glance Contract Report for 235997/0001 - March 2017**

Name or company name	MR MJ BASSETT-CROSS
Contract type name	GDS Contract
Purpose of contract	General and Orthodontic
Contract start date	01/04/2006
Contract end date	

16/17 Contracted general activity (UDA)	1,350
Carry forward general activity (UDA)	31
16/17 Contracted orthodontic activity (UOA)	837
Carry forward orthodontic activity (UOA)	0
Baseline contract value	£87,376.75

**ACCESS**

	Contract	England and Wales
24 month ratio of assessments to patient IDs	1.24	1.09

**ACTIVITY**


Month	Adjusted Scheduled Activity (UOA)	
	2016	2017
April	24	0
May	33	4
June	38	6
July	62	8
August	86	8
September	304	8
October	526	365
November	532	496
December	551	586
January	691	586
February	751	672
March	816	777
April	837	
May	837	
June	837	

**QUALITY**

	Contract Quantity	Contract Base Number	Contract *	Region	England
% of all assessments that were assess and fit appliances (rolling 12 month period)	37	58	63.8%	58.8%	56.6%
% of all assessments that were assess and refuse (rolling 12 month period)	3	58	5.2%	10.3%	11.8%
% of all assessments that were assess and review (rolling 12 month period)	18	58	31.0%	30.9%	31.6%
% of terminated courses where treatment was abandoned or discontinued (rolling 12 month period)	3	31	9.7%	7.0%	7.7%
% of completed treatments indicating that PAR score was taken (year to date)	27	28	96.4%	55.6%	58.4%
Rate of removable appliances per 100 fixed appliances - proposed treatment (rolling 12 month period)	16	73	21.92	5.12	5.64
Rate of removable appliances per 100 fixed appliances - completed treatment (rolling 12 month period)	10	52	19.23	3.95	4.81
% of courses of treatment with removable appliances only - proposed treatment (rolling 12 month period)	0	37	0.0%	1.8%	2.0%
% of courses of treatment with removable appliances only - completed treatment (rolling 12 month period)	1	28	3.6%	1.7%	1.5%
% of patients satisfied with the treatment they have received (rolling 12 month period)	2	2	100.0%	96.9%	96.0%

\* Figures in italics indicate that the base number is less than 100.

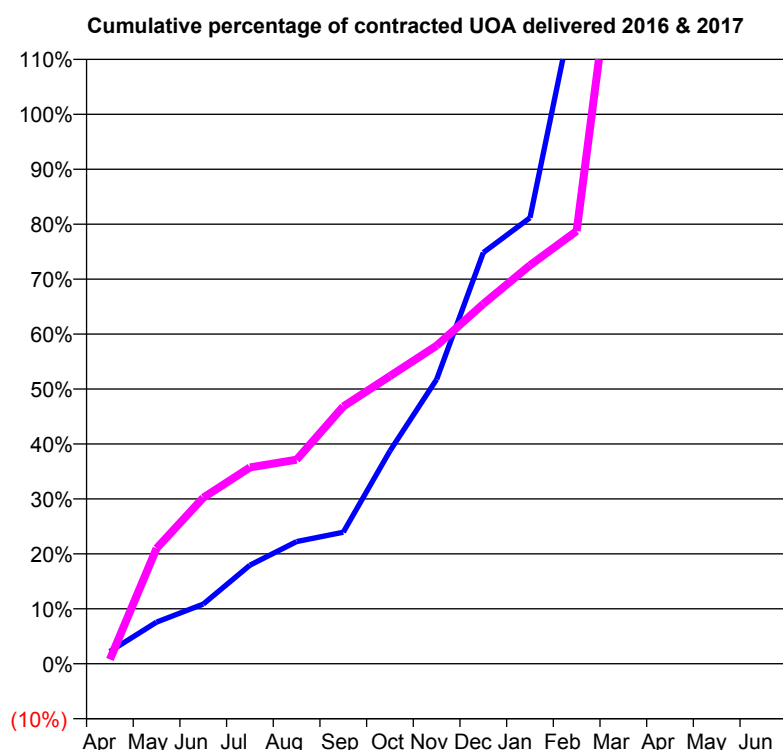
**Q64 - Vital Signs Orthodontic At a Glance Contract Report for 270563/0003 - March 2017**

Name or company name	MR RS DHARWAR
Contract type name	GDS Contract
Purpose of contract	General and Orthodontic
Contract start date	01/02/2014
Contract end date	

16/17 Contracted general activity (UDA)	19,451
Carry forward general activity (UDA)	-343
16/17 Contracted orthodontic activity (UOA)	3,056
Carry forward orthodontic activity (UOA)	0
Baseline contract value	£661,124.63

**ACCESS**

	Contract	England and Wales
24 month ratio of assessments to patient IDs	1.03	1.09

**ACTIVITY**


Month	Adjusted Scheduled Activity (UOA)	
	2016	2017
April	45	24
May	152	642
June	218	924
July	360	1,092
August	446	1,135
September	480	1,431
October	777	1,600
November	1,038	1,769
December	1,501	2,001
January	1,628	2,216
February	2,451	2,407
March	2,934	4,407
April	3,190	
May	3,254	
June	3,318	

**QUALITY**

	Contract Quantity	Contract Base Number	Contract *	Region	England
% of all assessments that were assess and fit appliances (rolling 12 month period)	232	266	87.2%	58.8%	56.6%
% of all assessments that were assess and refuse (rolling 12 month period)	16	266	6.0%	10.3%	11.8%
% of all assessments that were assess and review (rolling 12 month period)	18	266	6.8%	30.9%	31.6%
% of terminated courses where treatment was abandoned or discontinued (rolling 12 month period)	5	42	11.9%	7.0%	7.7%
% of completed treatments indicating that PAR score was taken (year to date)	3	37	8.1%	55.6%	58.4%
Rate of removable appliances per 100 fixed appliances - proposed treatment (rolling 12 month period)	8	269	2.97	5.12	5.64
Rate of removable appliances per 100 fixed appliances - completed treatment (rolling 12 month period)	0	68	0.00	3.95	4.81
% of courses of treatment with removable appliances only - proposed treatment (rolling 12 month period)	8	232	3.4%	1.8%	2.0%
% of courses of treatment with removable appliances only - completed treatment (rolling 12 month period)	0	37	0.0%	1.7%	1.5%
% of patients satisfied with the treatment they have received (rolling 12 month period)	11	12	91.7%	96.9%	96.0%

\* Figures in italics indicate that the base number is less than 100.

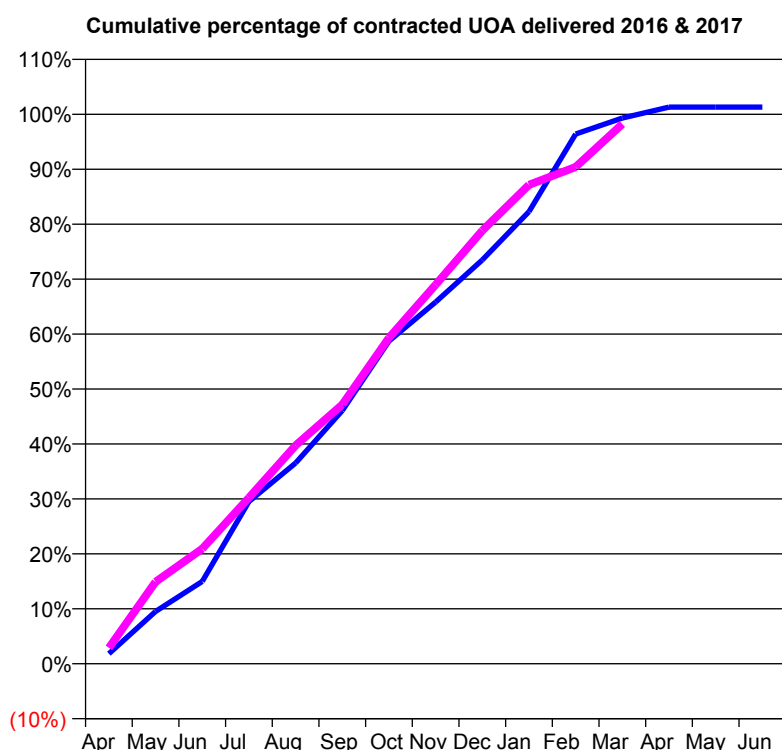
**Q64 - Vital Signs Orthodontic At a Glance Contract Report for 333956/0001 - March 2017**

Name or company name	MR JJ KERRIGAN
Contract type name	PDS Contract
Purpose of contract	Orthodontic
Contract start date	01/04/2006
Contract end date	31/03/2021

16/17 Contracted general activity (UDA)	0
Carry forward general activity (UDA)	0
16/17 Contracted orthodontic activity (UOA)	3,838
Carry forward orthodontic activity (UOA)	0
Baseline contract value	£259,506.68

**ACCESS**

	Contract	England and Wales
24 month ratio of assessments to patient IDs	1.01	1.09

**ACTIVITY**


Month	Adjusted Scheduled Activity (UOA)	
	2016	2017
April	70	111
May	366	572
June	575	803
July	1,133	1,160
August	1,402	1,525
September	1,768	1,810
October	2,253	2,277
November	2,526	2,647
December	2,821	3,026
January	3,158	3,345
February	3,700	3,470
March	3,812	3,770
April	3,888	
May	3,888	
June	3,888	

**QUALITY**

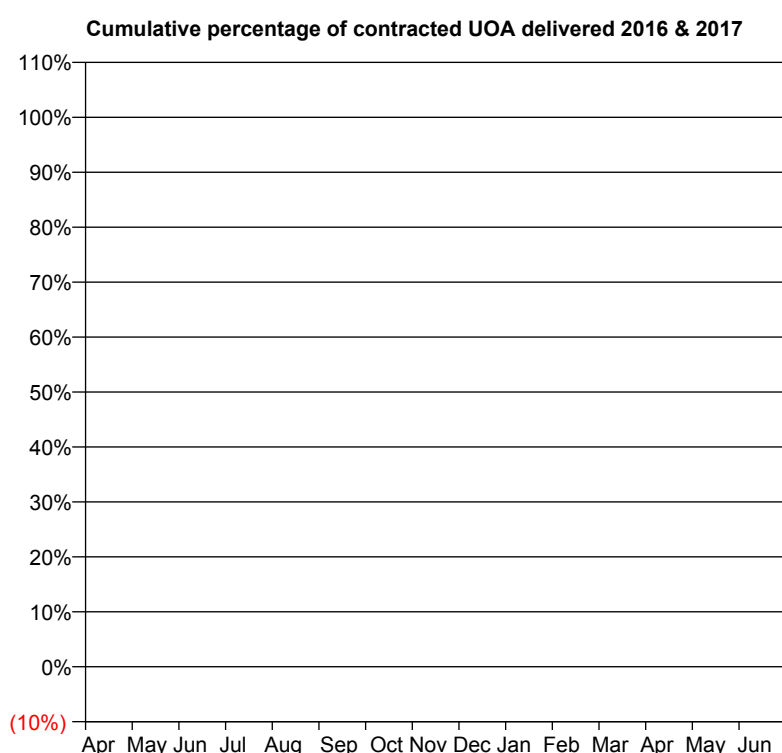
	Contract Quantity	Contract Base Number	Contract *	Region	England
% of all assessments that were assess and fit appliances (rolling 12 month period)	171	441	38.8%	58.8%	56.6%
% of all assessments that were assess and refuse (rolling 12 month period)	53	441	12.0%	10.3%	11.8%
% of all assessments that were assess and review (rolling 12 month period)	217	441	49.2%	30.9%	31.6%
% of terminated courses where treatment was abandoned or discontinued (rolling 12 month period)	9	117	7.7%	7.0%	7.7%
% of completed treatments indicating that PAR score was taken (year to date)	99	108	91.7%	55.6%	58.4%
Rate of removable appliances per 100 fixed appliances - proposed treatment (rolling 12 month period)	10	333	3.00	5.12	5.64
Rate of removable appliances per 100 fixed appliances - completed treatment (rolling 12 month period)	4	208	1.92	3.95	4.81
% of courses of treatment with removable appliances only - proposed treatment (rolling 12 month period)	4	171	2.3%	1.8%	2.0%
% of courses of treatment with removable appliances only - completed treatment (rolling 12 month period)	3	108	2.8%	1.7%	1.5%
% of patients satisfied with the treatment they have received (rolling 12 month period)	10	10	100.0%	96.9%	96.0%

\* Figures in italics indicate that the base number is less than 100.

**Q64 - Vital Signs Orthodontic At a Glance Contract Report for 559598/0001 - March 2017**

Name or company name	MISS RA EVANS	16/17 Contracted general activity (UDA)	900
Contract type name	GDS Contract	Carry forward general activity (UDA)	0
Purpose of contract	General	16/17 Contracted orthodontic activity (UOA)	0
Contract start date	01/04/2006	Carry forward orthodontic activity (UOA)	0
Contract end date		Baseline contract value	£23,773.13

ACCESS	Contract	England and Wales
24 month ratio of assessments to patient IDs	1.00	1.09

**ACTIVITY**


Month	Adjusted Scheduled Activity (UOA)	
	2016	2017
April	0	1
May	0	1
June	0	1
July	0	2
August	1	2
September	1	2
October	1	2
November	1	2
December	1	3
January	1	3
February	1	3
March	1	3
April	1	
May	1	
June	1	

**QUALITY**

	Contract Quantity	Contract Base Number	Contract *	Region	England
% of all assessments that were assess and fit appliances (rolling 12 month period)	0	3	0.0%	58.8%	56.6%
% of all assessments that were assess and refuse (rolling 12 month period)	0	3	0.0%	10.3%	11.8%
% of all assessments that were assess and review (rolling 12 month period)	3	3	100.0%	30.9%	31.6%
% of terminated courses where treatment was abandoned or discontinued (rolling 12 month period)	0	0	N/A	7.0%	7.7%
% of completed treatments indicating that PAR score was taken (year to date)	0	0	N/A	55.6%	58.4%
Rate of removable appliances per 100 fixed appliances - proposed treatment (rolling 12 month period)	0	0	N/A	5.12	5.64
Rate of removable appliances per 100 fixed appliances - completed treatment (rolling 12 month period)	0	0	N/A	3.95	4.81
% of courses of treatment with removable appliances only - proposed treatment (rolling 12 month period)	0	0	N/A	1.8%	2.0%
% of courses of treatment with removable appliances only - completed treatment (rolling 12 month period)	0	0	N/A	1.7%	1.5%
% of patients satisfied with the treatment they have received (rolling 12 month period)	0	0	N/A	96.9%	96.0%

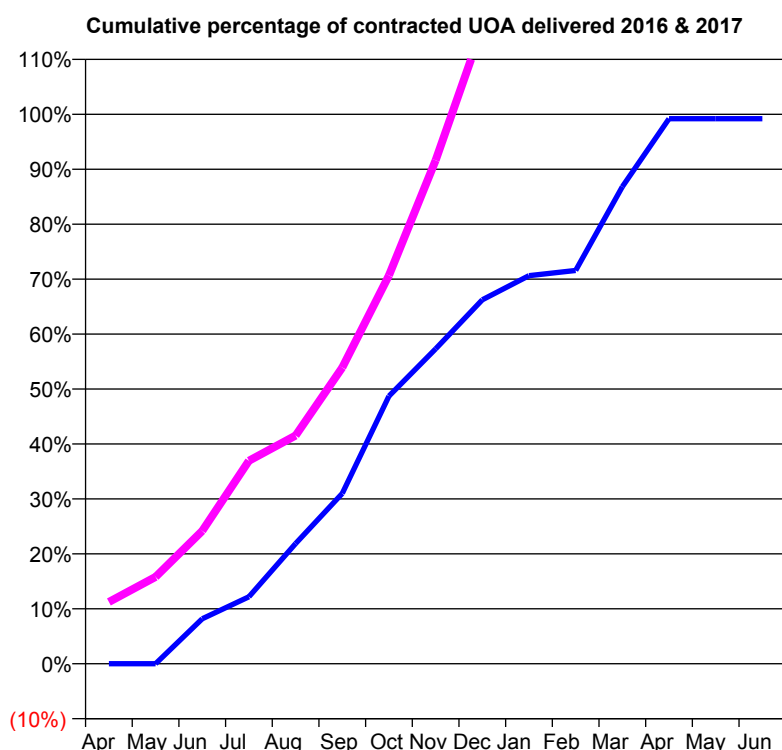
\* Figures in italics indicate that the base number is less than 100.

**Q64 - Vital Signs Orthodontic At a Glance Contract Report for 559598/0002 - March 2017**

Name or company name	MISS RA EVANS
Contract type name	GDS Contract
Purpose of contract	Orthodontic
Contract start date	01/04/2006
Contract end date	

16/17 Contracted general activity (UDA)	0
Carry forward general activity (UDA)	0
16/17 Contracted orthodontic activity (UOA)	525
Carry forward orthodontic activity (UOA)	4
Baseline contract value	£34,044.29

ACCESS	Contract	England and Wales
24 month ratio of assessments to patient IDs	1.28	1.09

**ACTIVITY**


Month	Adjusted Scheduled Activity (UOA)	
	2016	2017
April	0	59
May	0	83
June	43	127
July	64	194
August	115	218
September	163	283
October	256	371
November	301	481
December	348	608
January	371	611
February	376	612
March	456	612
April	521	
May	521	
June	521	

QUALITY	Contract Quantity	Contract Base Number	Contract *	Region	England
% of all assessments that were assess and fit appliances (rolling 12 month period)	31	65	47.7%	58.8%	56.6%
% of all assessments that were assess and refuse (rolling 12 month period)	0	65	0.0%	10.3%	11.8%
% of all assessments that were assess and review (rolling 12 month period)	34	65	52.3%	30.9%	31.6%
% of terminated courses where treatment was abandoned or discontinued (rolling 12 month period)	0	0	N/A	7.0%	7.7%
% of completed treatments indicating that PAR score was taken (year to date)	0	0	N/A	55.6%	58.4%
Rate of removable appliances per 100 fixed appliances - proposed treatment (rolling 12 month period)	0	0	N/A	5.12	5.64
Rate of removable appliances per 100 fixed appliances - completed treatment (rolling 12 month period)	0	0	N/A	3.95	4.81
% of courses of treatment with removable appliances only - proposed treatment (rolling 12 month period)	0	31	0.0%	1.8%	2.0%
% of courses of treatment with removable appliances only - completed treatment (rolling 12 month period)	0	0	N/A	1.7%	1.5%
% of patients satisfied with the treatment they have received (rolling 12 month period)	2	2	100.0%	96.9%	96.0%

\* Figures in italics indicate that the base number is less than 100.

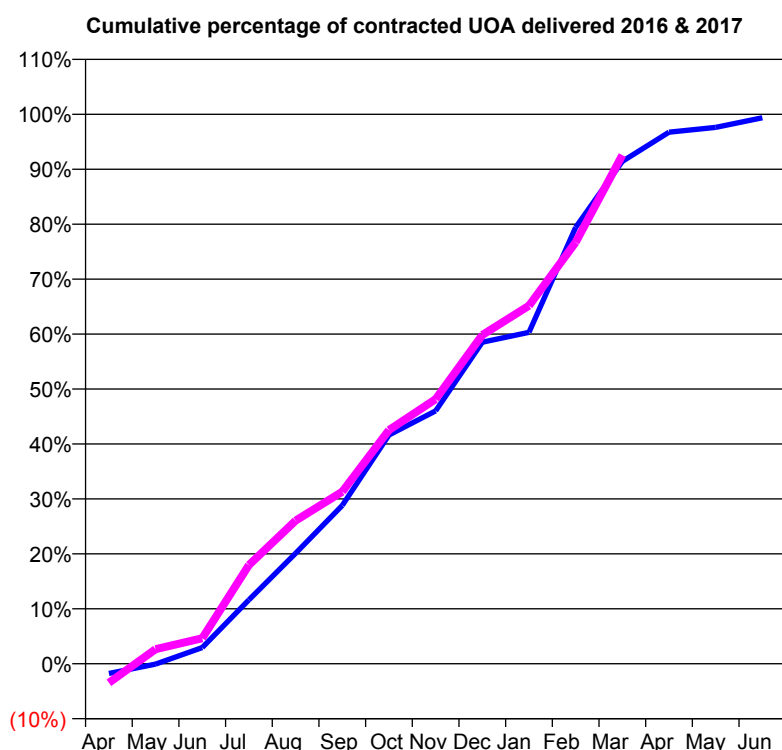
**Q64 - Vital Signs Orthodontic At a Glance Contract Report for 652563/0003 - March 2017**

Name or company name	MRS CL MATHEWS
Contract type name	PDS Contract
Purpose of contract	Orthodontic
Contract start date	01/07/2009
Contract end date	30/09/2018

16/17 Contracted general activity (UDA)	0
Carry forward general activity (UDA)	0
16/17 Contracted orthodontic activity (UOA)	2,410
Carry forward orthodontic activity (UOA)	84
Baseline contract value	£152,638.55

**ACCESS**

	Contract	England and Wales
24 month ratio of assessments to patient IDs	1.10	1.09

**ACTIVITY**


Month	Adjusted Scheduled Activity (UOA)	
	2016	2017
April	-43	-84
May	-2	64
June	71	112
July	281	433
August	485	628
September	694	755
October	1,003	1,025
November	1,109	1,161
December	1,410	1,442
January	1,454	1,571
February	1,914	1,849
March	2,204	2,231
April	2,332	
May	2,353	
June	2,395	

**QUALITY**

	Contract Quantity	Contract Base Number	Contract *	Region	England
% of all assessments that were assess and fit appliances (rolling 12 month period)	119	186	64.0%	58.8%	56.6%
% of all assessments that were assess and refuse (rolling 12 month period)	26	186	14.0%	10.3%	11.8%
% of all assessments that were assess and review (rolling 12 month period)	41	186	22.0%	30.9%	31.6%
% of terminated courses where treatment was abandoned or discontinued (rolling 12 month period)	5	96	5.2%	7.0%	7.7%
% of completed treatments indicating that PAR score was taken (year to date)	39	91	42.9%	55.6%	58.4%
Rate of removable appliances per 100 fixed appliances - proposed treatment (rolling 12 month period)	25	231	10.82	5.12	5.64
Rate of removable appliances per 100 fixed appliances - completed treatment (rolling 12 month period)	16	169	9.47	3.95	4.81
% of courses of treatment with removable appliances only - proposed treatment (rolling 12 month period)	1	119	0.8%	1.8%	2.0%
% of courses of treatment with removable appliances only - completed treatment (rolling 12 month period)	1	91	1.1%	1.7%	1.5%
% of patients satisfied with the treatment they have received (rolling 12 month period)	3	3	100.0%	96.9%	96.0%

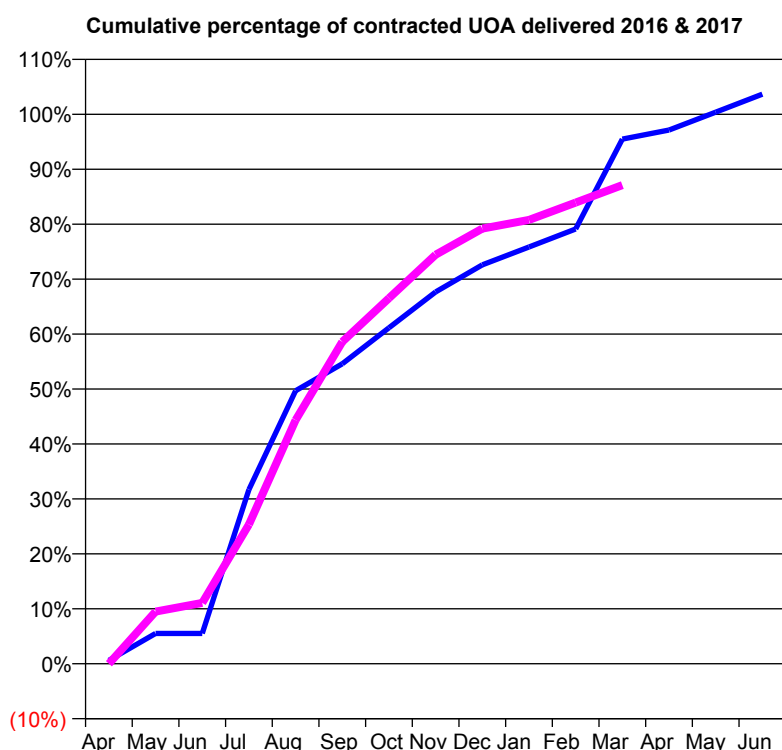
\* Figures in italics indicate that the base number is less than 100.

**Q64 - Vital Signs Orthodontic At a Glance Contract Report for 731633/0001 - March 2017**

Name or company name	MR PJ COOKE
Contract type name	GDS Contract
Purpose of contract	General and Orthodontic
Contract start date	01/04/2006
Contract end date	

16/17 Contracted general activity (UDA)	1,285
Carry forward general activity (UDA)	-5
16/17 Contracted orthodontic activity (UOA)	1,326
Carry forward orthodontic activity (UOA)	0
Baseline contract value	£106,923.69

ACCESS	Contract	England and Wales
24 month ratio of assessments to patient IDs	1.03	1.09

**ACTIVITY**


Month	Adjusted Scheduled Activity (UOA)	
	2016	2017
April	8	0
May	71	126
June	71	147
July	407	336
August	638	588
September	701	777
October	785	882
November	869	987
December	932	1,050
January	974	1,071
February	1,016	1,113
March	1,226	1,155
April	1,247	
May	1,289	
June	1,331	

QUALITY	Contract Quantity	Contract Base Number	Contract *	Region	England
% of all assessments that were assess and fit appliances (rolling 12 month period)	62	62	100.0%	58.8%	56.6%
% of all assessments that were assess and refuse (rolling 12 month period)	0	62	0.0%	10.3%	11.8%
% of all assessments that were assess and review (rolling 12 month period)	0	62	0.0%	30.9%	31.6%
% of terminated courses where treatment was abandoned or discontinued (rolling 12 month period)	0	53	0.0%	7.0%	7.7%
% of completed treatments indicating that PAR score was taken (year to date)	12	53	22.6%	55.6%	58.4%
Rate of removable appliances per 100 fixed appliances - proposed treatment (rolling 12 month period)	0	0	N/A	5.12	5.64
Rate of removable appliances per 100 fixed appliances - completed treatment (rolling 12 month period)	0	0	N/A	3.95	4.81
% of courses of treatment with removable appliances only - proposed treatment (rolling 12 month period)	0	62	0.0%	1.8%	2.0%
% of courses of treatment with removable appliances only - completed treatment (rolling 12 month period)	0	53	0.0%	1.7%	1.5%
% of patients satisfied with the treatment they have received (rolling 12 month period)	3	3	100.0%	96.9%	96.0%

\* Figures in italics indicate that the base number is less than 100.

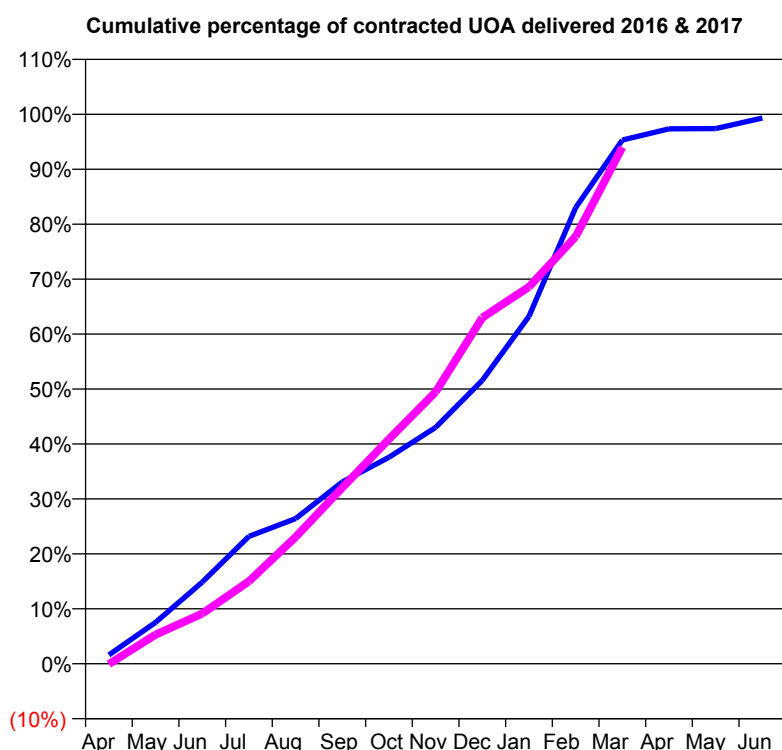


**Q64 - Vital Signs Orthodontic At a Glance Contract Report for 748544/0001 - March 2017**

Name or company name	MRS AJ FERRIS
Contract type name	PDS Contract
Purpose of contract	Orthodontic
Contract start date	01/04/2006
Contract end date	30/09/2018

16/17 Contracted general activity (UDA)	0
Carry forward general activity (UDA)	0
16/17 Contracted orthodontic activity (UOA)	2,370
Carry forward orthodontic activity (UOA)	16
Baseline contract value	£150,106.45

ACCESS	Contract	England and Wales
24 month ratio of assessments to patient IDs	1.23	1.09

**ACTIVITY**


Month	Adjusted Scheduled Activity (UOA)	
	2016	2017
April	38	-2
May	179	126
June	352	217
July	550	356
August	626	547
September	784	760
October	890	969
November	1,019	1,173
December	1,222	1,493
January	1,498	1,626
February	1,967	1,843
March	2,259	2,228
April	2,307	
May	2,308	
June	2,354	

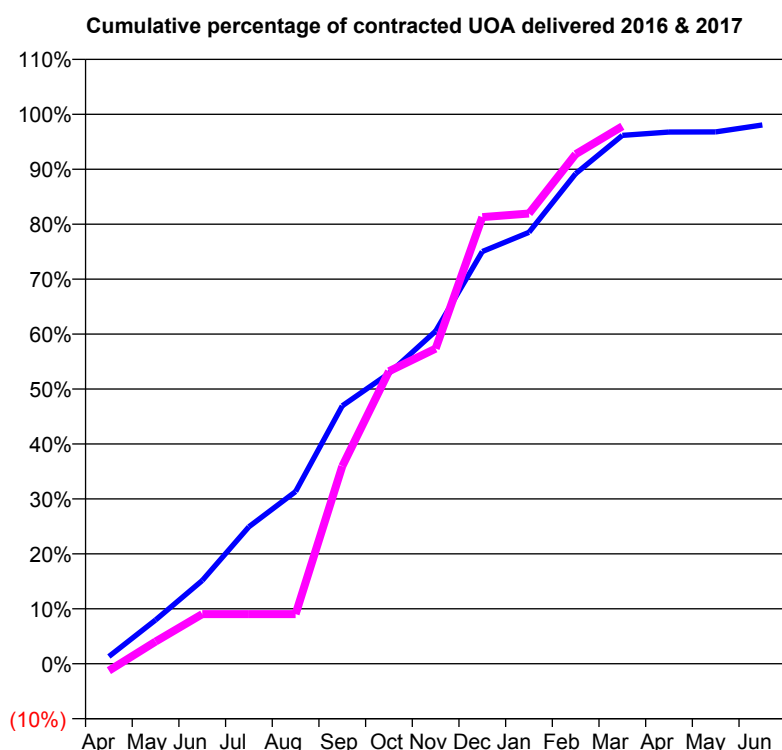
QUALITY	Contract Quantity	Contract Base Number	Contract *	Region	England
% of all assessments that were assess and fit appliances (rolling 12 month period)	107	246	43.5%	58.8%	56.6%
% of all assessments that were assess and refuse (rolling 12 month period)	20	246	8.1%	10.3%	11.8%
% of all assessments that were assess and review (rolling 12 month period)	119	246	48.4%	30.9%	31.6%
% of terminated courses where treatment was abandoned or discontinued (rolling 12 month period)	7	108	6.5%	7.0%	7.7%
% of completed treatments indicating that PAR score was taken (year to date)	97	101	96.0%	55.6%	58.4%
Rate of removable appliances per 100 fixed appliances - proposed treatment (rolling 12 month period)	13	206	6.31	5.12	5.64
Rate of removable appliances per 100 fixed appliances - completed treatment (rolling 12 month period)	23	190	12.11	3.95	4.81
% of courses of treatment with removable appliances only - proposed treatment (rolling 12 month period)	4	107	3.7%	1.8%	2.0%
% of courses of treatment with removable appliances only - completed treatment (rolling 12 month period)	5	101	5.0%	1.7%	1.5%
% of patients satisfied with the treatment they have received (rolling 12 month period)	2	2	100.0%	96.9%	96.0%

\* Figures in italics indicate that the base number is less than 100.

**Q64 - Vital Signs Orthodontic At a Glance Contract Report for 755680/0001 - March 2017**

Name or company name	MRS MJ ELSEY	16/17 Contracted general activity (UDA)	0
Contract type name	PDS Contract	Carry forward general activity (UDA)	0
Purpose of contract	Orthodontic	16/17 Contracted orthodontic activity (UOA)	3,458
Contract start date	01/04/2006	Carry forward orthodontic activity (UOA)	79
Contract end date	30/09/2018	Baseline contract value	£219,008.10

ACCESS	Contract	England and Wales
24 month ratio of assessments to patient IDs	1.18	1.09

**ACTIVITY**


Month	Adjusted Scheduled Activity (UOA)	
	2016	2017
April	46	-44
May	276	140
June	524	313
July	862	313
August	1,084	313
September	1,623	1,243
October	1,827	1,841
November	2,093	1,983
December	2,594	2,811
January	2,715	2,833
February	3,084	3,207
March	3,325	3,382
April	3,346	
May	3,347	
June	3,391	

QUALITY	Contract Quantity	Contract Base Number	Contract *	Region	England
% of all assessments that were assess and fit appliances (rolling 12 month period)	165	394	41.9%	58.8%	56.6%
% of all assessments that were assess and refuse (rolling 12 month period)	22	394	5.6%	10.3%	11.8%
% of all assessments that were assess and review (rolling 12 month period)	207	394	52.5%	30.9%	31.6%
% of terminated courses where treatment was abandoned or discontinued (rolling 12 month period)	3	89	3.4%	7.0%	7.7%
% of completed treatments indicating that PAR score was taken (year to date)	62	85	72.9%	55.6%	58.4%
Rate of removable appliances per 100 fixed appliances - proposed treatment (rolling 12 month period)	11	273	4.03	5.12	5.64
Rate of removable appliances per 100 fixed appliances - completed treatment (rolling 12 month period)	2	13	15.38	3.95	4.81
% of courses of treatment with removable appliances only - proposed treatment (rolling 12 month period)	10	165	6.1%	1.8%	2.0%
% of courses of treatment with removable appliances only - completed treatment (rolling 12 month period)	2	86	2.3%	1.7%	1.5%
% of patients satisfied with the treatment they have received (rolling 12 month period)	12	12	100.0%	96.9%	96.0%

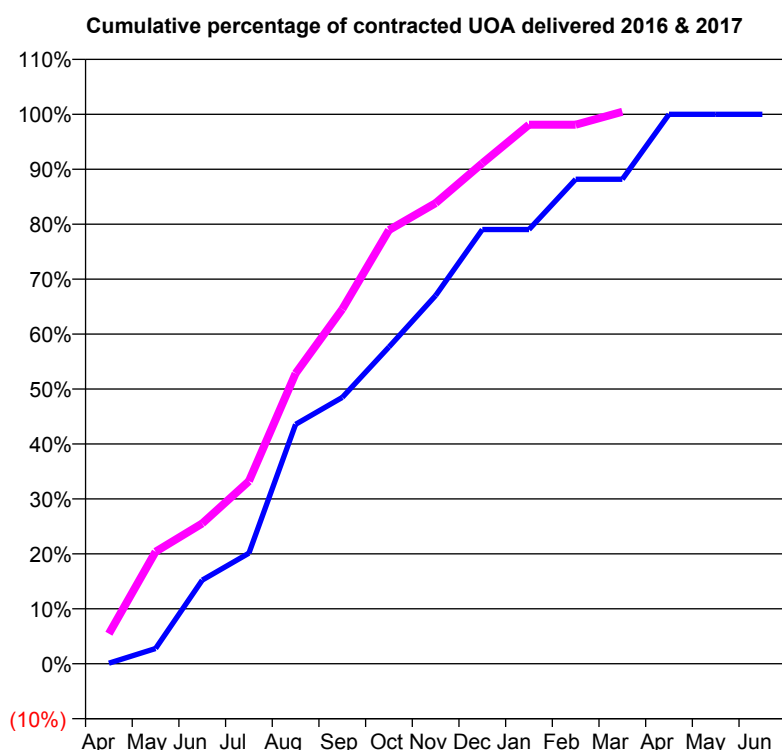
\* Figures in italics indicate that the base number is less than 100.

**Q64 - Vital Signs Orthodontic At a Glance Contract Report for 774812/0002 - March 2017**

Name or company name	MR DI PEARCE
Contract type name	PDS Contract
Purpose of contract	Orthodontic
Contract start date	01/04/2012
Contract end date	31/03/2017

16/17 Contracted general activity (UDA)	0
Carry forward general activity (UDA)	0
16/17 Contracted orthodontic activity (UOA)	897
Carry forward orthodontic activity (UOA)	0
Baseline contract value	£55,337.63

ACCESS	Contract	England and Wales
24 month ratio of assessments to patient IDs	1.13	1.09

**ACTIVITY**


Month	Adjusted Scheduled Activity (UOA)	
	2016	2017
April	1	49
May	26	183
June	143	229
July	189	298
August	409	474
September	455	579
October	541	708
November	629	752
December	742	817
January	742	880
February	828	880
March	828	901
April	939	
May	939	
June	939	

QUALITY	Contract Quantity	Contract Base Number	Contract *	Region	England
% of all assessments that were assess and fit appliances (rolling 12 month period)	49	87	56.3%	58.8%	56.6%
% of all assessments that were assess and refuse (rolling 12 month period)	16	87	18.4%	10.3%	11.8%
% of all assessments that were assess and review (rolling 12 month period)	22	87	25.3%	30.9%	31.6%
% of terminated courses where treatment was abandoned or discontinued (rolling 12 month period)	1	4	25.0%	7.0%	7.7%
% of completed treatments indicating that PAR score was taken (year to date)	3	3	100.0%	55.6%	58.4%
Rate of removable appliances per 100 fixed appliances - proposed treatment (rolling 12 month period)	13	68	19.12	5.12	5.64
Rate of removable appliances per 100 fixed appliances - completed treatment (rolling 12 month period)	1	4	25.00	3.95	4.81
% of courses of treatment with removable appliances only - proposed treatment (rolling 12 month period)	4	49	8.2%	1.8%	2.0%
% of courses of treatment with removable appliances only - completed treatment (rolling 12 month period)	1	3	33.3%	1.7%	1.5%
% of patients satisfied with the treatment they have received (rolling 12 month period)	3	3	100.0%	96.9%	96.0%

\* Figures in italics indicate that the base number is less than 100.

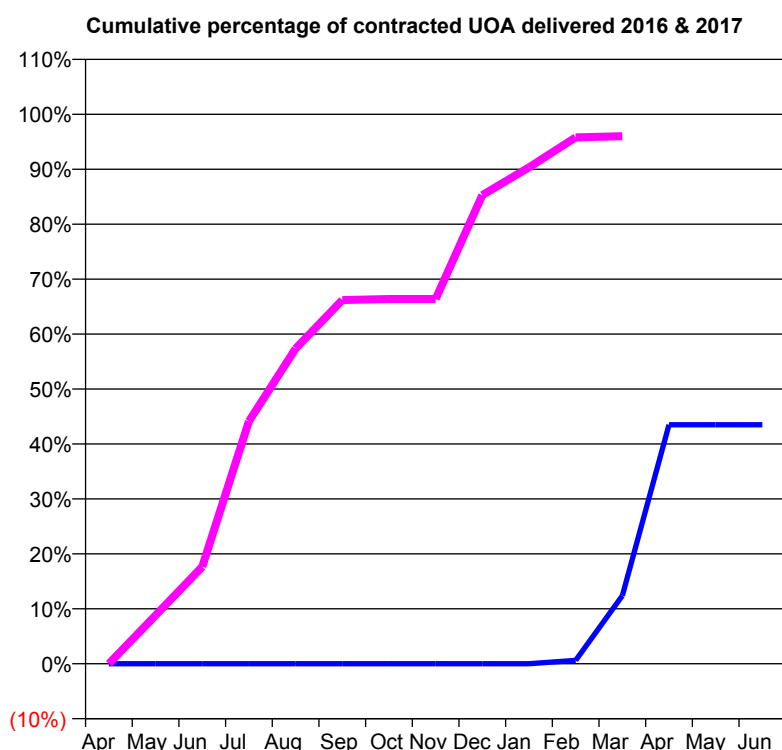
**Q64 - Vital Signs Orthodontic At a Glance Contract Report for 817953/0001 - March 2017**

Name or company name	MR CR BORLAND
Contract type name	PDS Contract
Purpose of contract	Orthodontic
Contract start date	06/10/2008
Contract end date	31/03/2017

16/17 Contracted general activity (UDA)	0
Carry forward general activity (UDA)	0
16/17 Contracted orthodontic activity (UOA)	476
Carry forward orthodontic activity (UOA)	0
Baseline contract value	£31,429.35

**ACCESS**

	Contract	England and Wales
24 month ratio of assessments to patient IDs	1.00	1.09

**ACTIVITY**


Month	Adjusted Scheduled Activity (UOA)	
	2016	2017
April	0	0
May	0	42
June	0	84
July	0	210
August	0	273
September	0	315
October	0	316
November	0	316
December	0	406
January	0	430
February	3	456
March	59	457
April	207	
May	207	
June	207	

**QUALITY**

	Contract Quantity	Contract Base Number	Contract *	Region	England
% of all assessments that were assess and fit appliances (rolling 12 month period)	31	44	70.5%	58.8%	56.6%
% of all assessments that were assess and refuse (rolling 12 month period)	9	44	20.5%	10.3%	11.8%
% of all assessments that were assess and review (rolling 12 month period)	4	44	9.1%	30.9%	31.6%
% of terminated courses where treatment was abandoned or discontinued (rolling 12 month period)	4	26	15.4%	7.0%	7.7%
% of completed treatments indicating that PAR score was taken (year to date)	0	22	0.0%	55.6%	58.4%
Rate of removable appliances per 100 fixed appliances - proposed treatment (rolling 12 month period)	4	58	6.90	5.12	5.64
Rate of removable appliances per 100 fixed appliances - completed treatment (rolling 12 month period)	1	34	2.94	3.95	4.81
% of courses of treatment with removable appliances only - proposed treatment (rolling 12 month period)	2	31	6.5%	1.8%	2.0%
% of courses of treatment with removable appliances only - completed treatment (rolling 12 month period)	0	22	0.0%	1.7%	1.5%
% of patients satisfied with the treatment they have received (rolling 12 month period)	1	1	100.0%	96.9%	96.0%

\* Figures in italics indicate that the base number is less than 100.

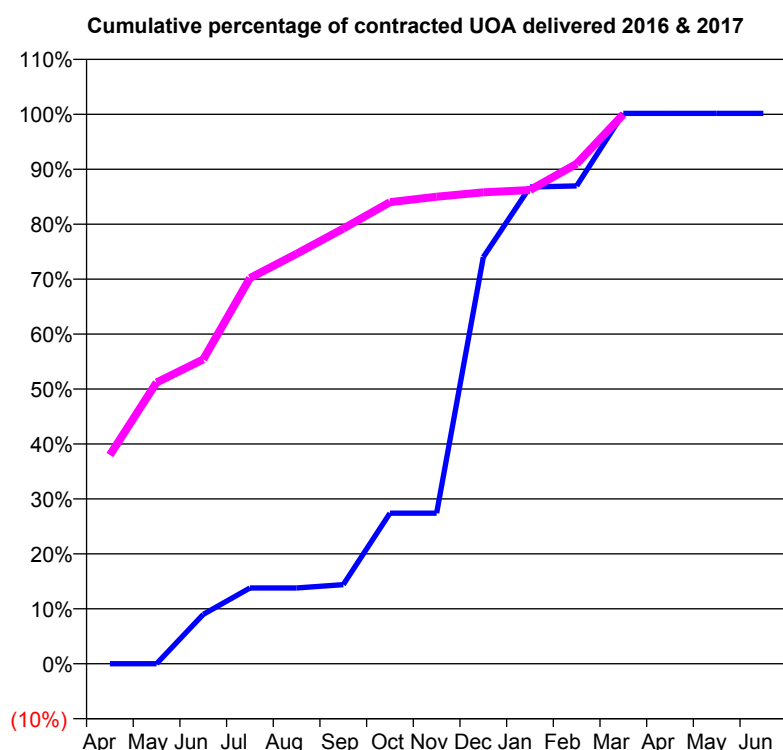
**Q64 - Vital Signs Orthodontic At a Glance Contract Report for 820059/0001 - March 2017**

Name or company name	MR AJ SMITH
Contract type name	PDS Contract
Purpose of contract	General and Orthodontic
Contract start date	01/04/2006
Contract end date	31/03/2018

16/17 Contracted general activity (UDA)	800
Carry forward general activity (UDA)	-1
16/17 Contracted orthodontic activity (UOA)	500
Carry forward orthodontic activity (UOA)	0
Baseline contract value	£59,188.00

**ACCESS**

	Contract	England and Wales
24 month ratio of assessments to patient IDs	1.07	1.09

**ACTIVITY**


Month	Adjusted Scheduled Activity (UOA)	
	2016	2017
April	0	190
May	0	256
June	45	277
July	69	351
August	69	373
September	72	396
October	137	420
November	137	425
December	370	429
January	434	431
February	435	455
March	501	500
April	501	
May	501	
June	501	

**QUALITY**

	Contract Quantity	Contract Base Number	Contract *	Region	England
% of all assessments that were assess and fit appliances (rolling 12 month period)	26	64	40.6%	58.8%	56.6%
% of all assessments that were assess and refuse (rolling 12 month period)	4	64	6.3%	10.3%	11.8%
% of all assessments that were assess and review (rolling 12 month period)	34	64	53.1%	30.9%	31.6%
% of terminated courses where treatment was abandoned or discontinued (rolling 12 month period)	0	0	N/A	7.0%	7.7%
% of completed treatments indicating that PAR score was taken (year to date)	0	0	N/A	55.6%	58.4%
Rate of removable appliances per 100 fixed appliances - proposed treatment (rolling 12 month period)	0	0	N/A	5.12	5.64
Rate of removable appliances per 100 fixed appliances - completed treatment (rolling 12 month period)	0	0	N/A	3.95	4.81
% of courses of treatment with removable appliances only - proposed treatment (rolling 12 month period)	0	26	0.0%	1.8%	2.0%
% of courses of treatment with removable appliances only - completed treatment (rolling 12 month period)	0	0	N/A	1.7%	1.5%
% of patients satisfied with the treatment they have received (rolling 12 month period)	6	6	100.0%	96.9%	96.0%

\* Figures in italics indicate that the base number is less than 100.

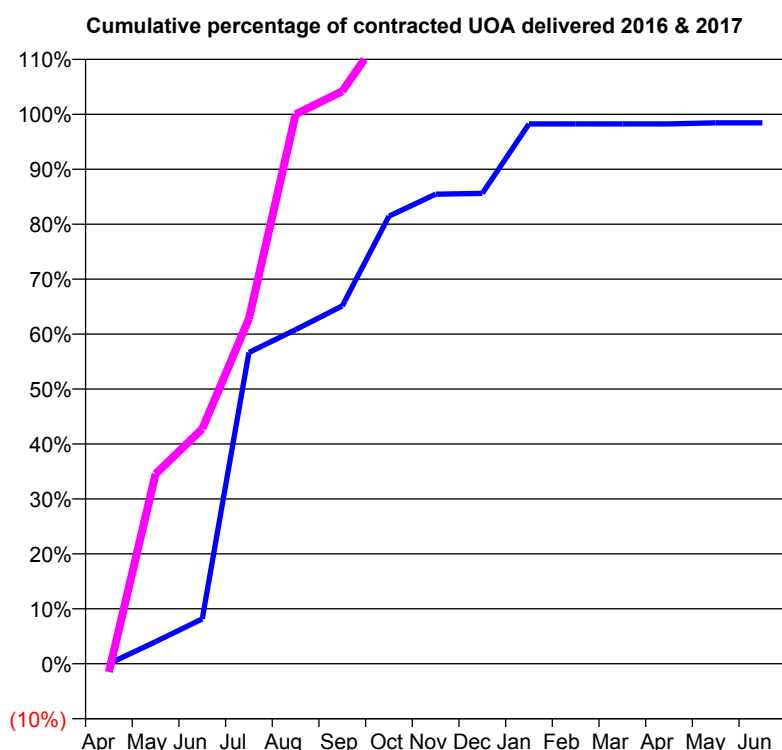
**Q64 - Vital Signs Orthodontic At a Glance Contract Report for 839329/0002 - March 2017**

Name or company name	MR SJ MCELROY
Contract type name	PDS Contract
Purpose of contract	Orthodontic
Contract start date	01/04/2006
Contract end date	30/09/2018

16/17 Contracted general activity (UDA)	0
Carry forward general activity (UDA)	0
16/17 Contracted orthodontic activity (UOA)	524
Carry forward orthodontic activity (UOA)	8
Baseline contract value	£33,161.41

**ACCESS**

	Contract	England and Wales
24 month ratio of assessments to patient IDs	1.07	1.09

**ACTIVITY**


Month	Adjusted Scheduled Activity (UOA)	
	2016	2017
April	0	-8
May	21	181
June	43	224
July	297	329
August	319	524
September	341	546
October	427	610
November	448	610
December	449	610
January	515	610
February	515	610
March	515	610
April	515	
May	516	
June	516	

**QUALITY**

	Contract Quantity	Contract Base Number	Contract *	Region	England
% of all assessments that were assess and fit appliances (rolling 12 month period)	30	37	81.1%	58.8%	56.6%
% of all assessments that were assess and refuse (rolling 12 month period)	0	37	0.0%	10.3%	11.8%
% of all assessments that were assess and review (rolling 12 month period)	7	37	18.9%	30.9%	31.6%
% of terminated courses where treatment was abandoned or discontinued (rolling 12 month period)	0	9	0.0%	7.0%	7.7%
% of completed treatments indicating that PAR score was taken (year to date)	5	9	55.6%	55.6%	58.4%
Rate of removable appliances per 100 fixed appliances - proposed treatment (rolling 12 month period)	10	57	17.54	5.12	5.64
Rate of removable appliances per 100 fixed appliances - completed treatment (rolling 12 month period)	0	0	N/A	3.95	4.81
% of courses of treatment with removable appliances only - proposed treatment (rolling 12 month period)	0	30	0.0%	1.8%	2.0%
% of courses of treatment with removable appliances only - completed treatment (rolling 12 month period)	0	9	0.0%	1.7%	1.5%
% of patients satisfied with the treatment they have received (rolling 12 month period)	0	0	N/A	96.9%	96.0%

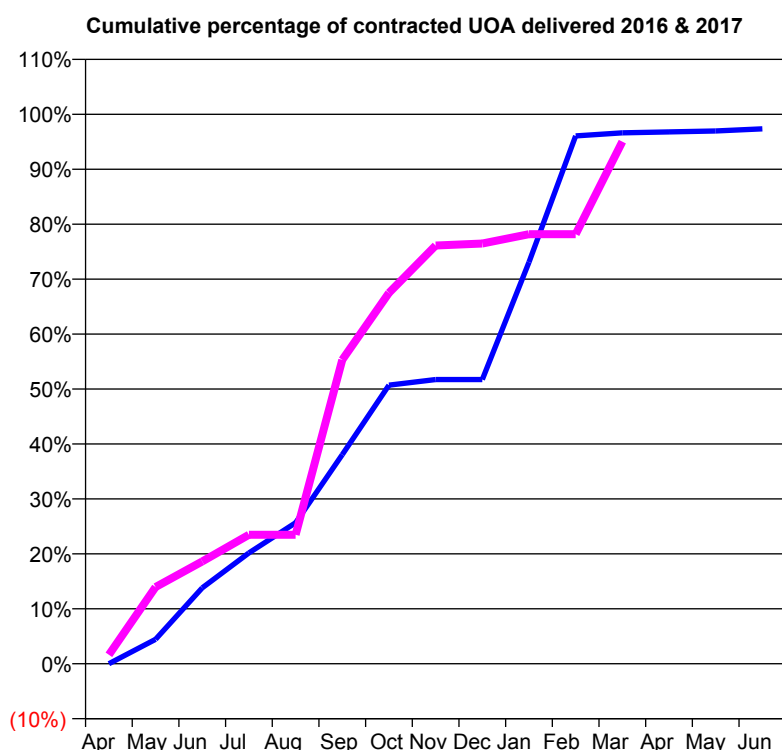
\* Figures in italics indicate that the base number is less than 100.

**Q64 - Vital Signs Orthodontic At a Glance Contract Report for 839329/0003 - March 2017**

Name or company name	MR SJ MCELROY
Contract type name	GDS Contract
Purpose of contract	Orthodontic
Contract start date	01/04/2006
Contract end date	

16/17 Contracted general activity (UDA)	0
Carry forward general activity (UDA)	0
16/17 Contracted orthodontic activity (UOA)	534
Carry forward orthodontic activity (UOA)	14
Baseline contract value	£35,449.11

ACCESS	Contract	England and Wales
24 month ratio of assessments to patient IDs	1.44	1.09

**ACTIVITY**


Month	Adjusted Scheduled Activity (UOA)	
	2016	2017
April	0	9
May	24	75
June	74	99
July	108	125
August	137	125
September	203	295
October	271	360
November	276	406
December	276	408
January	390	417
February	513	417
March	516	507
April	517	
May	518	
June	520	

QUALITY	Contract Quantity	Contract Base Number	Contract *	Region	England
% of all assessments that were assess and fit appliances (rolling 12 month period)	23	68	33.8%	58.8%	56.6%
% of all assessments that were assess and refuse (rolling 12 month period)	2	68	2.9%	10.3%	11.8%
% of all assessments that were assess and review (rolling 12 month period)	43	68	63.2%	30.9%	31.6%
% of terminated courses where treatment was abandoned or discontinued (rolling 12 month period)	1	22	4.5%	7.0%	7.7%
% of completed treatments indicating that PAR score was taken (year to date)	18	21	85.7%	55.6%	58.4%
Rate of removable appliances per 100 fixed appliances - proposed treatment (rolling 12 month period)	2	14	14.29	5.12	5.64
Rate of removable appliances per 100 fixed appliances - completed treatment (rolling 12 month period)	0	29	0.00	3.95	4.81
% of courses of treatment with removable appliances only - proposed treatment (rolling 12 month period)	2	23	8.7%	1.8%	2.0%
% of courses of treatment with removable appliances only - completed treatment (rolling 12 month period)	0	21	0.0%	1.7%	1.5%
% of patients satisfied with the treatment they have received (rolling 12 month period)	0	0	N/A	96.9%	96.0%

\* Figures in italics indicate that the base number is less than 100.

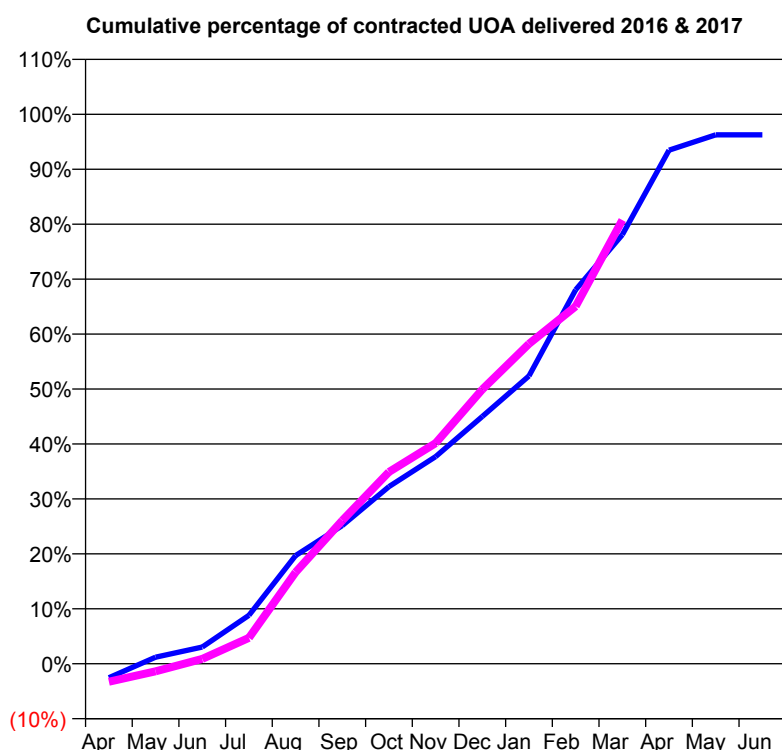
**Q64 - Vital Signs Orthodontic At a Glance Contract Report for 888990/0001 - March 2017**

Name or company name	MRS JE WHITEHEAD
Contract type name	PDS Contract
Purpose of contract	Orthodontic
Contract start date	01/04/2006
Contract end date	30/09/2018

16/17 Contracted general activity (UDA)	0
Carry forward general activity (UDA)	0
16/17 Contracted orthodontic activity (UOA)	6,183
Carry forward orthodontic activity (UOA)	231
Baseline contract value	£391,627.37

**ACCESS**

	Contract	England and Wales
24 month ratio of assessments to patient IDs	1.09	1.09

**ACTIVITY**


Month	Adjusted Scheduled Activity (UOA)	
	2016	2017
April	-159	-203
May	75	-86
June	188	55
July	546	292
August	1,217	1,030
September	1,555	1,612
October	1,993	2,158
November	2,331	2,483
December	2,782	3,087
January	3,238	3,601
February	4,208	4,022
March	4,828	4,992
April	5,779	
May	5,952	
June	5,952	

**QUALITY**

	Contract Quantity	Contract Base Number	Contract *	Region	England
% of all assessments that were assess and fit appliances (rolling 12 month period)	304	465	65.4%	58.8%	56.6%
% of all assessments that were assess and refuse (rolling 12 month period)	37	465	8.0%	10.3%	11.8%
% of all assessments that were assess and review (rolling 12 month period)	124	465	26.7%	30.9%	31.6%
% of terminated courses where treatment was abandoned or discontinued (rolling 12 month period)	5	399	1.3%	7.0%	7.7%
% of completed treatments indicating that PAR score was taken (year to date)	312	394	79.2%	55.6%	58.4%
Rate of removable appliances per 100 fixed appliances - proposed treatment (rolling 12 month period)	9	584	1.54	5.12	5.64
Rate of removable appliances per 100 fixed appliances - completed treatment (rolling 12 month period)	7	733	0.95	3.95	4.81
% of courses of treatment with removable appliances only - proposed treatment (rolling 12 month period)	2	304	0.7%	1.8%	2.0%
% of courses of treatment with removable appliances only - completed treatment (rolling 12 month period)	1	394	0.3%	1.7%	1.5%
% of patients satisfied with the treatment they have received (rolling 12 month period)	7	7	100.0%	96.9%	96.0%

\* Figures in italics indicate that the base number is less than 100.

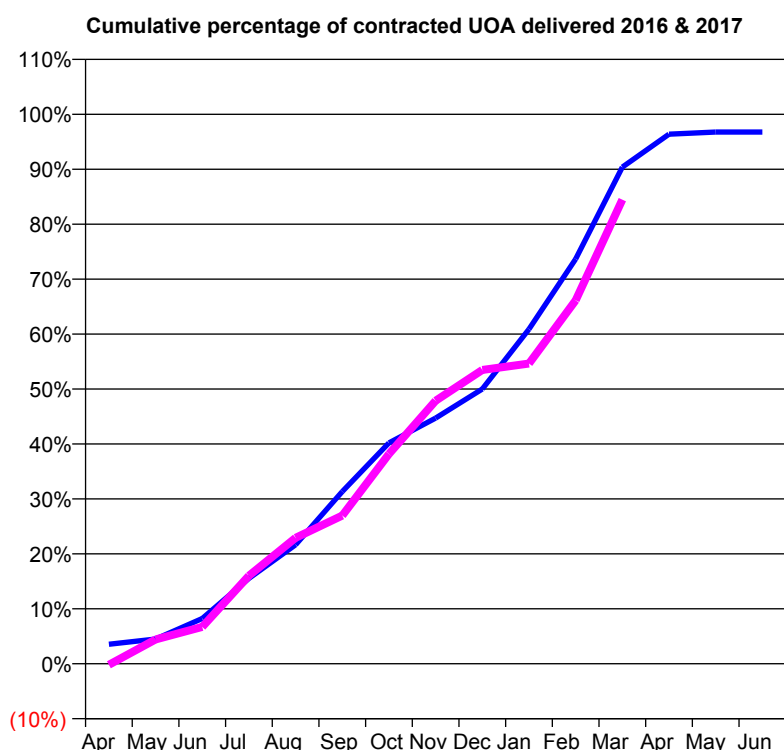


**Q64 - Vital Signs Orthodontic At a Glance Contract Report for 908320/0002 - March 2017**

Name or company name	MRS CG GOLDEN
Contract type name	PDS Contract
Purpose of contract	Orthodontic
Contract start date	01/07/2009
Contract end date	30/09/2018

16/17 Contracted general activity (UDA)	0
Carry forward general activity (UDA)	0
16/17 Contracted orthodontic activity (UOA)	2,818
Carry forward orthodontic activity (UOA)	96
Baseline contract value	£178,520.17

ACCESS	Contract	England and Wales
24 month ratio of assessments to patient IDs	1.10	1.09

**ACTIVITY**


Month	Adjusted Scheduled Activity (UOA)	
	2016	2017
April	100	-6
May	127	125
June	232	189
July	438	452
August	610	646
September	883	760
October	1,133	1,076
November	1,260	1,349
December	1,409	1,507
January	1,716	1,540
February	2,076	1,864
March	2,547	2,380
April	2,716	
May	2,727	
June	2,727	

QUALITY	Contract Quantity	Contract Base Number	Contract *	Region	England
% of all assessments that were assess and fit appliances (rolling 12 month period)	122	309	39.5%	58.8%	56.6%
% of all assessments that were assess and refuse (rolling 12 month period)	75	309	24.3%	10.3%	11.8%
% of all assessments that were assess and review (rolling 12 month period)	112	309	36.2%	30.9%	31.6%
% of terminated courses where treatment was abandoned or discontinued (rolling 12 month period)	8	107	7.5%	7.0%	7.7%
% of completed treatments indicating that PAR score was taken (year to date)	79	99	79.8%	55.6%	58.4%
Rate of removable appliances per 100 fixed appliances - proposed treatment (rolling 12 month period)	12	232	5.17	5.12	5.64
Rate of removable appliances per 100 fixed appliances - completed treatment (rolling 12 month period)	13	184	7.07	3.95	4.81
% of courses of treatment with removable appliances only - proposed treatment (rolling 12 month period)	3	122	2.5%	1.8%	2.0%
% of courses of treatment with removable appliances only - completed treatment (rolling 12 month period)	2	99	2.0%	1.7%	1.5%
% of patients satisfied with the treatment they have received (rolling 12 month period)	8	8	100.0%	96.9%	96.0%

\* Figures in italics indicate that the base number is less than 100.

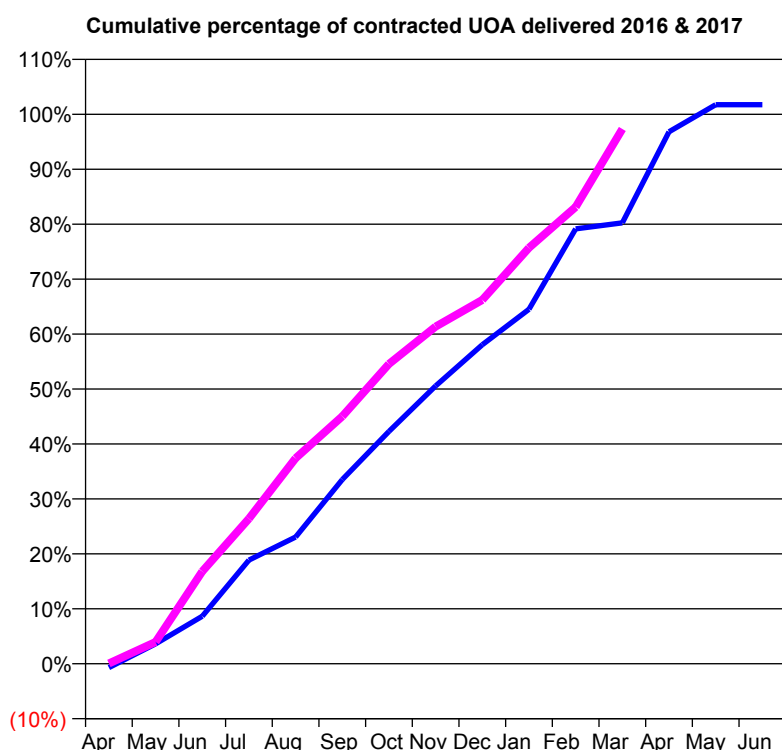
**Q64 - Vital Signs Orthodontic At a Glance Contract Report for 982911/0001 - March 2017**

Name or company name	MR A REHMAN
Contract type name	PDS Contract
Purpose of contract	Orthodontic
Contract start date	01/04/2006
Contract end date	31/03/2018

16/17 Contracted general activity (UDA)	0
Carry forward general activity (UDA)	0
16/17 Contracted orthodontic activity (UOA)	6,023
Carry forward orthodontic activity (UOA)	0
Baseline contract value	£405,694.10

**ACCESS**

	Contract	England and Wales
24 month ratio of assessments to patient IDs	1.26	1.09

**ACTIVITY**


Month	Adjusted Scheduled Activity (UOA)	
	2016	2017
April	-43	4
May	219	239
June	521	1,012
July	1,136	1,590
August	1,389	2,253
September	2,020	2,711
October	2,547	3,287
November	3,045	3,696
December	3,497	3,988
January	3,885	4,559
February	4,767	5,006
March	4,832	5,862
April	5,830	
May	6,128	
June	6,127	

**QUALITY**

	Contract Quantity	Contract Base Number	Contract *	Region	England
% of all assessments that were assess and fit appliances (rolling 12 month period)	330	662	49.8%	58.8%	56.6%
% of all assessments that were assess and refuse (rolling 12 month period)	108	662	16.3%	10.3%	11.8%
% of all assessments that were assess and review (rolling 12 month period)	224	662	33.8%	30.9%	31.6%
% of terminated courses where treatment was abandoned or discontinued (rolling 12 month period)	5	214	2.3%	7.0%	7.7%
% of completed treatments indicating that PAR score was taken (year to date)	58	208	27.9%	55.6%	58.4%
Rate of removable appliances per 100 fixed appliances - proposed treatment (rolling 12 month period)	37	616	6.01	5.12	5.64
Rate of removable appliances per 100 fixed appliances - completed treatment (rolling 12 month period)	1	2	50.00	3.95	4.81
% of courses of treatment with removable appliances only - proposed treatment (rolling 12 month period)	0	330	0.0%	1.8%	2.0%
% of courses of treatment with removable appliances only - completed treatment (rolling 12 month period)	0	209	0.0%	1.7%	1.5%
% of patients satisfied with the treatment they have received (rolling 12 month period)	10	10	100.0%	96.9%	96.0%

\* Figures in italics indicate that the base number is less than 100.

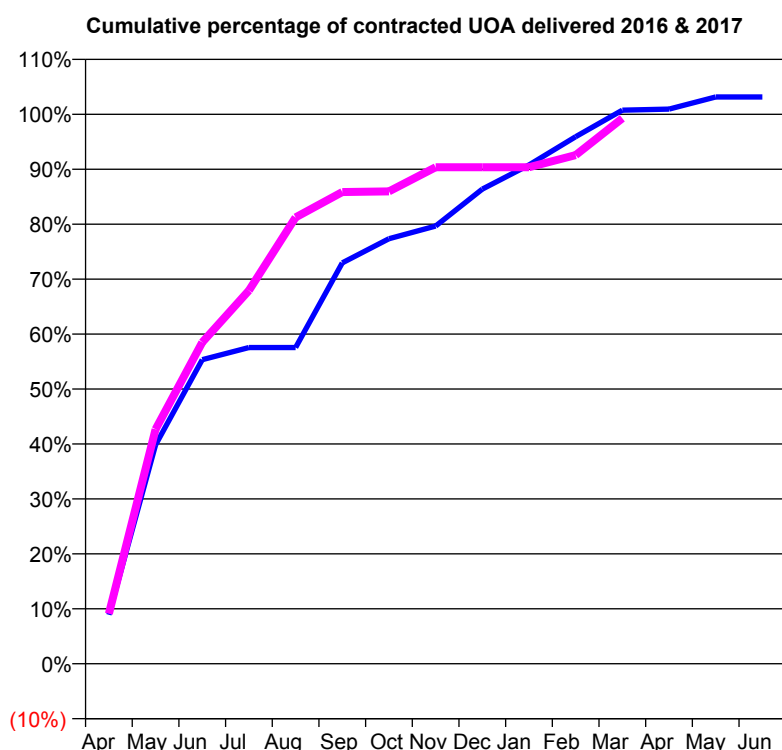
**Q65 - Vital Signs Orthodontic At a Glance Contract Report for 101362/0045 - March 2017**

Name or company name	Rodericks Dental Limited
Contract type name	GDS Contract
Purpose of contract	General and Orthodontic
Contract start date	01/02/2012
Contract end date	

16/17 Contracted general activity (UDA)	33,727
Carry forward general activity (UDA)	132
16/17 Contracted orthodontic activity (UOA)	954
Carry forward orthodontic activity (UOA)	0
Baseline contract value	£758,756.71

**ACCESS**

	Contract	England and Wales
24 month ratio of assessments to patient IDs	1.00	1.09

**ACTIVITY**


Month	Adjusted Scheduled Activity (UOA)	
	2016	2017
April	85	87
May	380	407
June	528	558
July	549	648
August	549	775
September	696	819
October	738	820
November	760	862
December	824	862
January	866	862
February	915	883
March	961	947
April	963	
May	984	
June	984	

**QUALITY**

	Contract Quantity	Contract Base Number	Contract *	Region	England
% of all assessments that were assess and fit appliances (rolling 12 month period)	45	71	63.4%	58.8%	56.6%
% of all assessments that were assess and refuse (rolling 12 month period)	14	71	19.7%	10.3%	11.8%
% of all assessments that were assess and review (rolling 12 month period)	12	71	16.9%	30.9%	31.6%
% of terminated courses where treatment was abandoned or discontinued (rolling 12 month period)	1	21	4.8%	7.0%	7.7%
% of completed treatments indicating that PAR score was taken (year to date)	14	20	70.0%	55.6%	58.4%
Rate of removable appliances per 100 fixed appliances - proposed treatment (rolling 12 month period)	3	85	3.53	5.12	5.64
Rate of removable appliances per 100 fixed appliances - completed treatment (rolling 12 month period)	5	40	12.50	3.95	4.81
% of courses of treatment with removable appliances only - proposed treatment (rolling 12 month period)	0	45	0.0%	1.8%	2.0%
% of courses of treatment with removable appliances only - completed treatment (rolling 12 month period)	0	20	0.0%	1.7%	1.5%
% of patients satisfied with the treatment they have received (rolling 12 month period)	1	1	100.0%	96.9%	96.0%

\* Figures in italics indicate that the base number is less than 100.

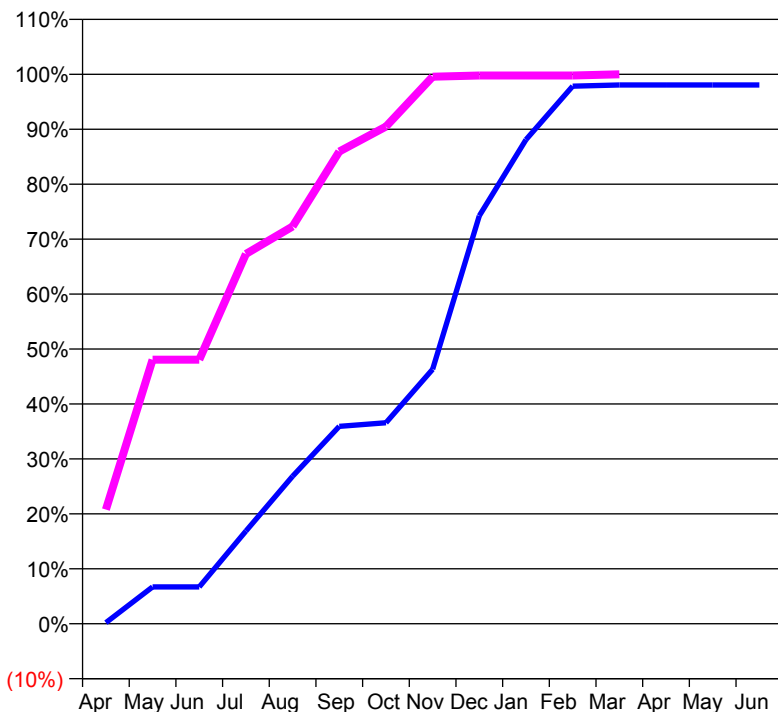
**Q65 - Vital Signs Orthodontic At a Glance Contract Report for 106089/0001 - March 2017**

Name or company name	Church Street Dental Practice Ltd
Contract type name	GDS Contract
Purpose of contract	General and Orthodontic
Contract start date	01/04/2010
Contract end date	

16/17 Contracted general activity (UDA)	3,250
Carry forward general activity (UDA)	-43
16/17 Contracted orthodontic activity (UOA)	462
Carry forward orthodontic activity (UOA)	9
Baseline contract value	£100,221.79

**ACCESS**

	Contract	England and Wales
24 month ratio of assessments to patient IDs	1.18	1.09

**ACTIVITY**
**Cumulative percentage of contracted UOA delivered 2016 & 2017**

**Adjusted Scheduled Activity (UOA)**

Month	2016	2017
April	1	96
May	31	222
June	31	222
July	78	311
August	124	334
September	166	397
October	169	418
November	214	460
December	343	461
January	407	461
February	452	461
March	453	462
April	453	
May	453	
June	453	

**QUALITY**

	Contract Quantity	Contract Base Number	Contract *	Region	England
% of all assessments that were assess and fit appliances (rolling 12 month period)	23	28	82.1%	58.8%	56.6%
% of all assessments that were assess and refuse (rolling 12 month period)	0	28	0.0%	10.3%	11.8%
% of all assessments that were assess and review (rolling 12 month period)	5	28	17.9%	30.9%	31.6%
% of terminated courses where treatment was abandoned or discontinued (rolling 12 month period)	1	1	100.0%	7.0%	7.7%
% of completed treatments indicating that PAR score was taken (year to date)	0	0	N/A	55.6%	58.4%
Rate of removable appliances per 100 fixed appliances - proposed treatment (rolling 12 month period)	2	41	4.88	5.12	5.64
Rate of removable appliances per 100 fixed appliances - completed treatment (rolling 12 month period)	0	0	N/A	3.95	4.81
% of courses of treatment with removable appliances only - proposed treatment (rolling 12 month period)	0	23	0.0%	1.8%	2.0%
% of courses of treatment with removable appliances only - completed treatment (rolling 12 month period)	0	0	N/A	1.7%	1.5%
% of patients satisfied with the treatment they have received (rolling 12 month period)	1	1	100.0%	96.9%	96.0%

\* Figures in italics indicate that the base number is less than 100.

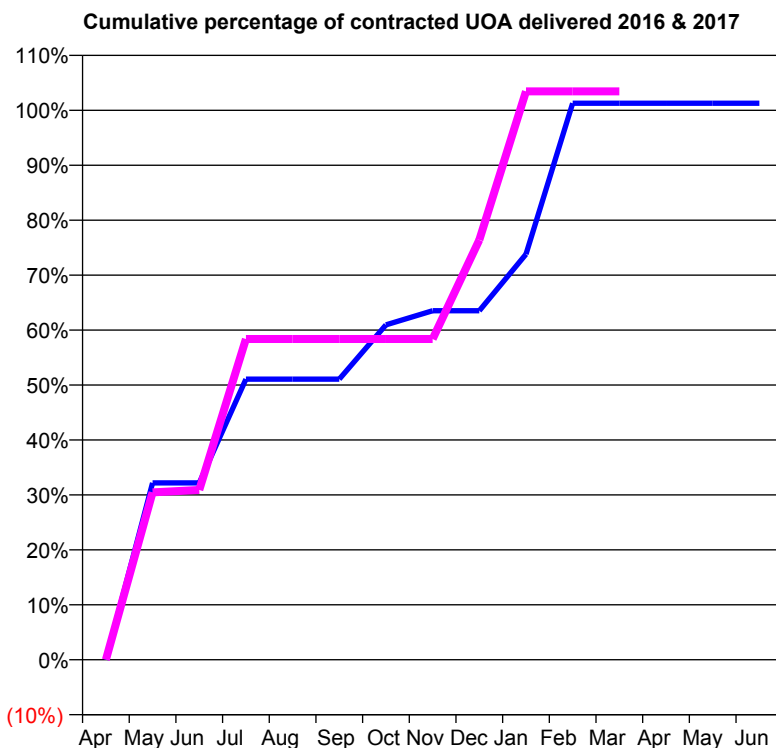
**Q65 - Vital Signs Orthodontic At a Glance Contract Report for 111333/0001 - March 2017**

Name or company name	Michael Furlong & Connor Hichens - Bank (
Contract type name	GDS Contract
Purpose of contract	General and Orthodontic
Contract start date	01/12/2012
Contract end date	

16/17 Contracted general activity (UDA)	2,300
Carry forward general activity (UDA)	0
16/17 Contracted orthodontic activity (UOA)	233
Carry forward orthodontic activity (UOA)	0
Baseline contract value	£64,585.03

**ACCESS**

	Contract	England and Wales
24 month ratio of assessments to patient IDs	1.12	1.09

**ACTIVITY**


Month	Adjusted Scheduled Activity (UOA)	
	2016	2017
April	0	0
May	75	71
June	75	72
July	119	136
August	119	136
September	119	136
October	142	136
November	148	136
December	148	178
January	172	241
February	236	241
March	236	241
April	236	
May	236	
June	236	

**QUALITY**

	Contract Quantity	Contract Base Number	Contract *	Region	England
% of all assessments that were assess and fit appliances (rolling 12 month period)	11	21	52.4%	58.8%	56.6%
% of all assessments that were assess and refuse (rolling 12 month period)	3	21	14.3%	10.3%	11.8%
% of all assessments that were assess and review (rolling 12 month period)	7	21	33.3%	30.9%	31.6%
% of terminated courses where treatment was abandoned or discontinued (rolling 12 month period)	0	8	0.0%	7.0%	7.7%
% of completed treatments indicating that PAR score was taken (year to date)	8	8	100.0%	55.6%	58.4%
Rate of removable appliances per 100 fixed appliances - proposed treatment (rolling 12 month period)	1	22	4.55	5.12	5.64
Rate of removable appliances per 100 fixed appliances - completed treatment (rolling 12 month period)	0	16	0.00	3.95	4.81
% of courses of treatment with removable appliances only - proposed treatment (rolling 12 month period)	0	11	0.0%	1.8%	2.0%
% of courses of treatment with removable appliances only - completed treatment (rolling 12 month period)	0	8	0.0%	1.7%	1.5%
% of patients satisfied with the treatment they have received (rolling 12 month period)	1	1	100.0%	96.9%	96.0%

\* Figures in italics indicate that the base number is less than 100.

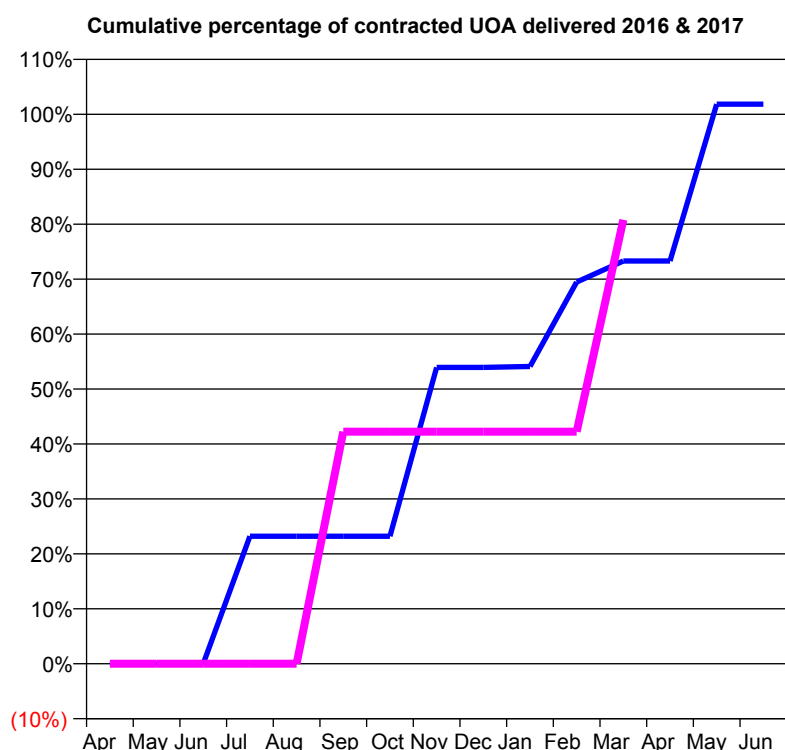
**Q65 - Vital Signs Orthodontic At a Glance Contract Report for 119075/0001 - March 2017**

Name or company name	Christchurch Healthcare and Management
Contract type name	PDS Contract
Purpose of contract	Orthodontic
Contract start date	01/07/2011
Contract end date	

16/17 Contracted general activity (UDA)	0
Carry forward general activity (UDA)	0
16/17 Contracted orthodontic activity (UOA)	547
Carry forward orthodontic activity (UOA)	0
Baseline contract value	£38,591.06

**ACCESS**

	Contract	England and Wales
24 month ratio of assessments to patient IDs	1.32	1.09

**ACTIVITY**


Month	Adjusted Scheduled Activity (UOA)	
	2016	2017
April	0	0
May	0	0
June	0	0
July	127	0
August	127	0
September	127	231
October	127	231
November	295	231
December	295	231
January	296	231
February	380	231
March	401	442
April	401	
May	557	
June	557	

**QUALITY**

	Contract Quantity	Contract Base Number	Contract *	Region	England
% of all assessments that were assess and fit appliances (rolling 12 month period)	28	38	73.7%	58.8%	56.6%
% of all assessments that were assess and refuse (rolling 12 month period)	0	38	0.0%	10.3%	11.8%
% of all assessments that were assess and review (rolling 12 month period)	10	38	26.3%	30.9%	31.6%
% of terminated courses where treatment was abandoned or discontinued (rolling 12 month period)	2	18	11.1%	7.0%	7.7%
% of completed treatments indicating that PAR score was taken (year to date)	16	16	100.0%	55.6%	58.4%
Rate of removable appliances per 100 fixed appliances - proposed treatment (rolling 12 month period)	0	54	0.00	5.12	5.64
Rate of removable appliances per 100 fixed appliances - completed treatment (rolling 12 month period)	0	32	0.00	3.95	4.81
% of courses of treatment with removable appliances only - proposed treatment (rolling 12 month period)	0	28	0.0%	1.8%	2.0%
% of courses of treatment with removable appliances only - completed treatment (rolling 12 month period)	0	16	0.0%	1.7%	1.5%
% of patients satisfied with the treatment they have received (rolling 12 month period)	2	2	100.0%	96.9%	96.0%

\* Figures in italics indicate that the base number is less than 100.

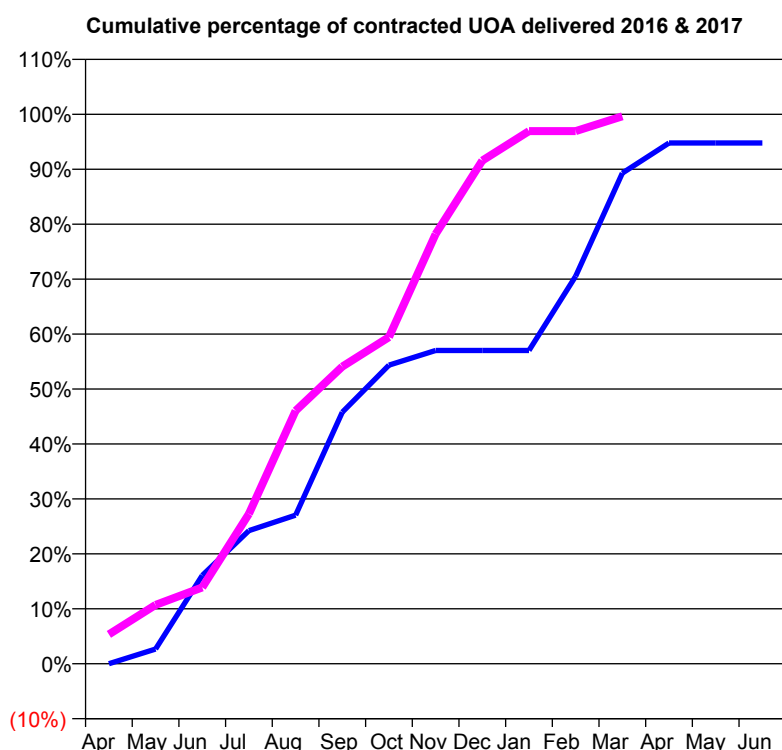
**Q65 - Vital Signs Orthodontic At a Glance Contract Report for 122165/0001 - March 2017**

Name or company name	Passage House Dental Care
Contract type name	GDS Contract
Purpose of contract	General and Orthodontic
Contract start date	01/10/2008
Contract end date	

16/17 Contracted general activity (UDA)	28,767
Carry forward general activity (UDA)	620
16/17 Contracted orthodontic activity (UOA)	784
Carry forward orthodontic activity (UOA)	0
Baseline contract value	£759,896.18

**ACCESS**

	Contract	England and Wales
24 month ratio of assessments to patient IDs	1.02	1.09

**ACTIVITY**


Month	Adjusted Scheduled Activity (UOA)	
	2016	2017
April	0	42
May	21	84
June	126	109
July	190	214
August	212	361
September	359	424
October	426	466
November	447	613
December	447	718
January	447	760
February	553	760
March	700	781
April	743	
May	743	
June	743	

**QUALITY**

	Contract Quantity	Contract Base Number	Contract *	Region	England
% of all assessments that were assess and fit appliances (rolling 12 month period)	40	41	97.6%	58.8%	56.6%
% of all assessments that were assess and refuse (rolling 12 month period)	0	41	0.0%	10.3%	11.8%
% of all assessments that were assess and review (rolling 12 month period)	1	41	2.4%	30.9%	31.6%
% of terminated courses where treatment was abandoned or discontinued (rolling 12 month period)	1	29	3.4%	7.0%	7.7%
% of completed treatments indicating that PAR score was taken (year to date)	20	28	71.4%	55.6%	58.4%
Rate of removable appliances per 100 fixed appliances - proposed treatment (rolling 12 month period)	1	76	1.32	5.12	5.64
Rate of removable appliances per 100 fixed appliances - completed treatment (rolling 12 month period)	2	43	4.65	3.95	4.81
% of courses of treatment with removable appliances only - proposed treatment (rolling 12 month period)	1	40	2.5%	1.8%	2.0%
% of courses of treatment with removable appliances only - completed treatment (rolling 12 month period)	0	28	0.0%	1.7%	1.5%
% of patients satisfied with the treatment they have received (rolling 12 month period)	1	1	100.0%	96.9%	96.0%

\* Figures in italics indicate that the base number is less than 100.

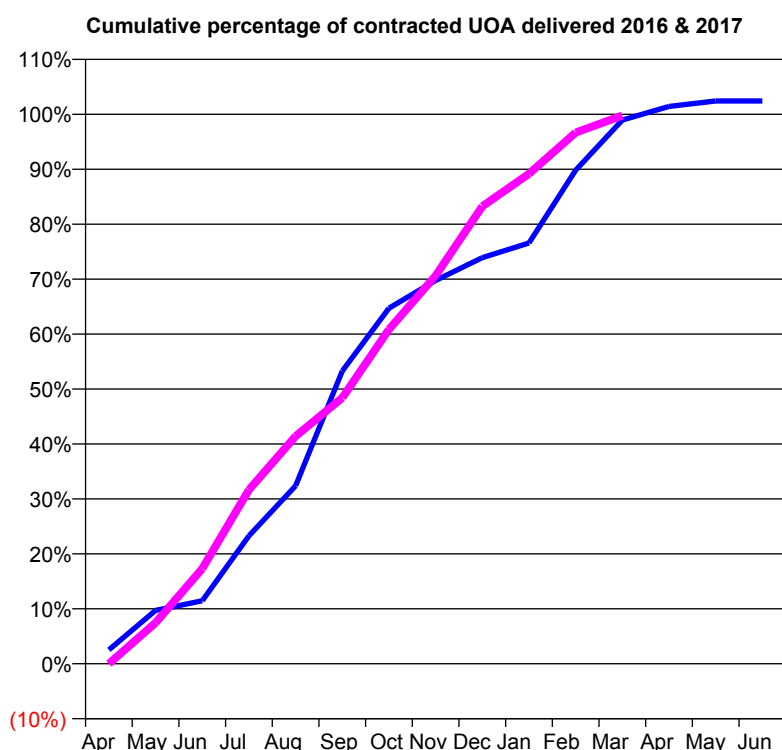
**Q65 - Vital Signs Orthodontic At a Glance Contract Report for 123412/0001 - March 2017**

Name or company name	Clifton Orthodontics Centre
Contract type name	PDS Contract
Purpose of contract	Orthodontic
Contract start date	01/10/2011
Contract end date	

16/17 Contracted general activity (UDA)	0
Carry forward general activity (UDA)	0
16/17 Contracted orthodontic activity (UOA)	5,398
Carry forward orthodontic activity (UOA)	0
Baseline contract value	£365,412.15

**ACCESS**

	Contract	England and Wales
24 month ratio of assessments to patient IDs	1.19	1.09

**ACTIVITY**


Month	Adjusted Scheduled Activity (UOA)	
	2016	2017
April	137	0
May	524	403
June	619	934
July	1,257	1,709
August	1,748	2,236
September	2,876	2,612
October	3,493	3,284
November	3,765	3,812
December	3,989	4,494
January	4,133	4,813
February	4,849	5,218
March	5,341	5,386
April	5,475	
May	5,529	
June	5,529	

**QUALITY**

	Contract Quantity	Contract Base Number	Contract *	Region	England
% of all assessments that were assess and fit appliances (rolling 12 month period)	255	603	42.3%	58.8%	56.6%
% of all assessments that were assess and refuse (rolling 12 month period)	104	603	17.2%	10.3%	11.8%
% of all assessments that were assess and review (rolling 12 month period)	244	603	40.5%	30.9%	31.6%
% of terminated courses where treatment was abandoned or discontinued (rolling 12 month period)	15	264	5.7%	7.0%	7.7%
% of completed treatments indicating that PAR score was taken (year to date)	60	249	24.1%	55.6%	58.4%
Rate of removable appliances per 100 fixed appliances - proposed treatment (rolling 12 month period)	10	461	2.17	5.12	5.64
Rate of removable appliances per 100 fixed appliances - completed treatment (rolling 12 month period)	26	461	5.64	3.95	4.81
% of courses of treatment with removable appliances only - proposed treatment (rolling 12 month period)	8	255	3.1%	1.8%	2.0%
% of courses of treatment with removable appliances only - completed treatment (rolling 12 month period)	14	249	5.6%	1.7%	1.5%
% of patients satisfied with the treatment they have received (rolling 12 month period)	6	6	100.0%	96.9%	96.0%

\* Figures in italics indicate that the base number is less than 100.

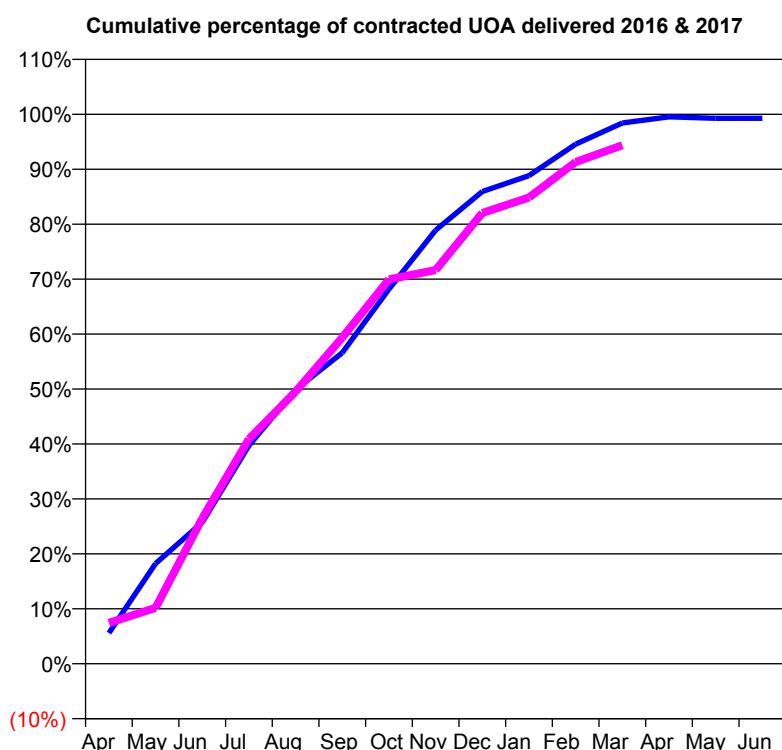


**Q65 - Vital Signs Orthodontic At a Glance Contract Report for 129496/0001 - March 2017**

Name or company name	Smile Solutions Orthodontics
Contract type name	PDS Contract
Purpose of contract	General and Orthodontic
Contract start date	01/04/2006
Contract end date	31/03/2018

16/17 Contracted general activity (UDA)	900
Carry forward general activity (UDA)	6
16/17 Contracted orthodontic activity (UOA)	8,008
Carry forward orthodontic activity (UOA)	58
Baseline contract value	£560,703.08

ACCESS	Contract	England and Wales
24 month ratio of assessments to patient IDs	1.13	1.09

**ACTIVITY**


Month	Adjusted Scheduled Activity (UOA)	
	2016	2017
April	447	596
May	1,460	815
June	2,060	2,119
July	3,181	3,275
August	3,995	3,966
September	4,532	4,754
October	5,460	5,602
November	6,319	5,738
December	6,883	6,569
January	7,113	6,794
February	7,572	7,311
March	7,881	7,556
April	7,971	
May	7,950	
June	7,950	

QUALITY	Contract Quantity	Contract Base Number	Contract *	Region	England
% of all assessments that were assess and fit appliances (rolling 12 month period)	351	896	39.2%	58.8%	56.6%
% of all assessments that were assess and refuse (rolling 12 month period)	47	896	5.2%	10.3%	11.8%
% of all assessments that were assess and review (rolling 12 month period)	498	896	55.6%	30.9%	31.6%
% of terminated courses where treatment was abandoned or discontinued (rolling 12 month period)	8	315	2.5%	7.0%	7.7%
% of completed treatments indicating that PAR score was taken (year to date)	245	306	80.1%	55.6%	58.4%
Rate of removable appliances per 100 fixed appliances - proposed treatment (rolling 12 month period)	53	664	7.98	5.12	5.64
Rate of removable appliances per 100 fixed appliances - completed treatment (rolling 12 month period)	26	596	4.36	3.95	4.81
% of courses of treatment with removable appliances only - proposed treatment (rolling 12 month period)	11	351	3.1%	1.8%	2.0%
% of courses of treatment with removable appliances only - completed treatment (rolling 12 month period)	4	307	1.3%	1.7%	1.5%
% of patients satisfied with the treatment they have received (rolling 12 month period)	15	15	100.0%	96.9%	96.0%

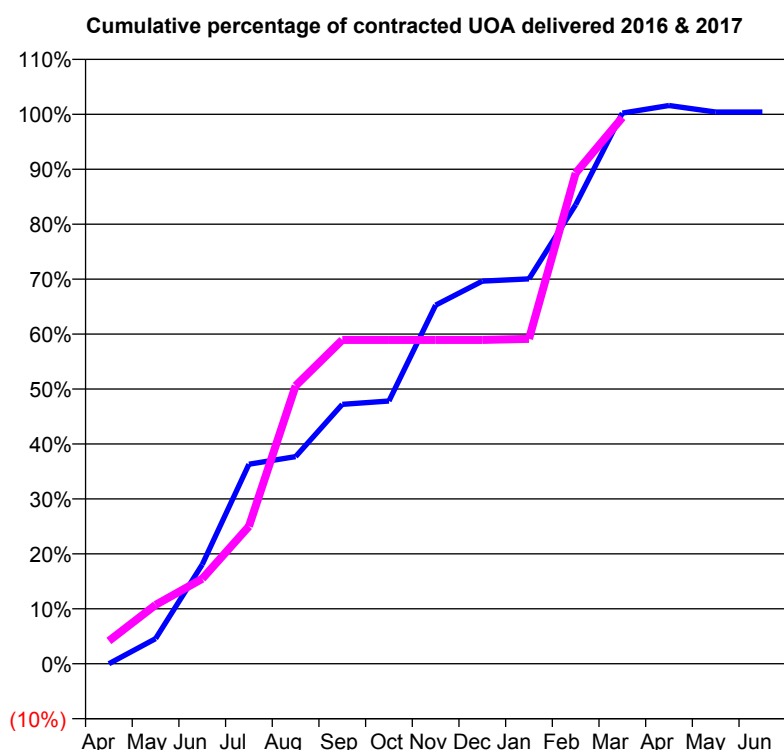
\* Figures in italics indicate that the base number is less than 100.

**Q65 - Vital Signs Orthodontic At a Glance Contract Report for 129690/0001 - March 2017**

Name or company name	Dulverton Dental Practice Ltd	16/17 Contracted general activity (UDA)	16,500
Contract type name	GDS Contract	Carry forward general activity (UDA)	0
Purpose of contract	General and Orthodontic	16/17 Contracted orthodontic activity (UOA)	504
Contract start date	02/04/2007	Carry forward orthodontic activity (UOA)	0
Contract end date		Baseline contract value	£488,785.12

**ACCESS**

	Contract	England and Wales
24 month ratio of assessments to patient IDs	1.53	1.09

**ACTIVITY**


Month	Adjusted Scheduled Activity (UOA)	
	2016	2017
April	0	21
May	23	54
June	91	78
July	183	126
August	190	255
September	238	297
October	241	297
November	329	297
December	351	297
January	353	298
February	421	450
March	505	501
April	512	
May	506	
June	506	

**QUALITY**

	Contract Quantity	Contract Base Number	Contract *	Region	England
% of all assessments that were assess and fit appliances (rolling 12 month period)	21	87	24.1%	58.8%	56.6%
% of all assessments that were assess and refuse (rolling 12 month period)	3	87	3.4%	10.3%	11.8%
% of all assessments that were assess and review (rolling 12 month period)	63	87	72.4%	30.9%	31.6%
% of terminated courses where treatment was abandoned or discontinued (rolling 12 month period)	2	21	9.5%	7.0%	7.7%
% of completed treatments indicating that PAR score was taken (year to date)	0	19	0.0%	55.6%	58.4%
Rate of removable appliances per 100 fixed appliances - proposed treatment (rolling 12 month period)	0	24	0.00	5.12	5.64
Rate of removable appliances per 100 fixed appliances - completed treatment (rolling 12 month period)	0	0	N/A	3.95	4.81
% of courses of treatment with removable appliances only - proposed treatment (rolling 12 month period)	0	21	0.0%	1.8%	2.0%
% of courses of treatment with removable appliances only - completed treatment (rolling 12 month period)	0	19	0.0%	1.7%	1.5%
% of patients satisfied with the treatment they have received (rolling 12 month period)	1	1	100.0%	96.9%	96.0%

\* Figures in italics indicate that the base number is less than 100.

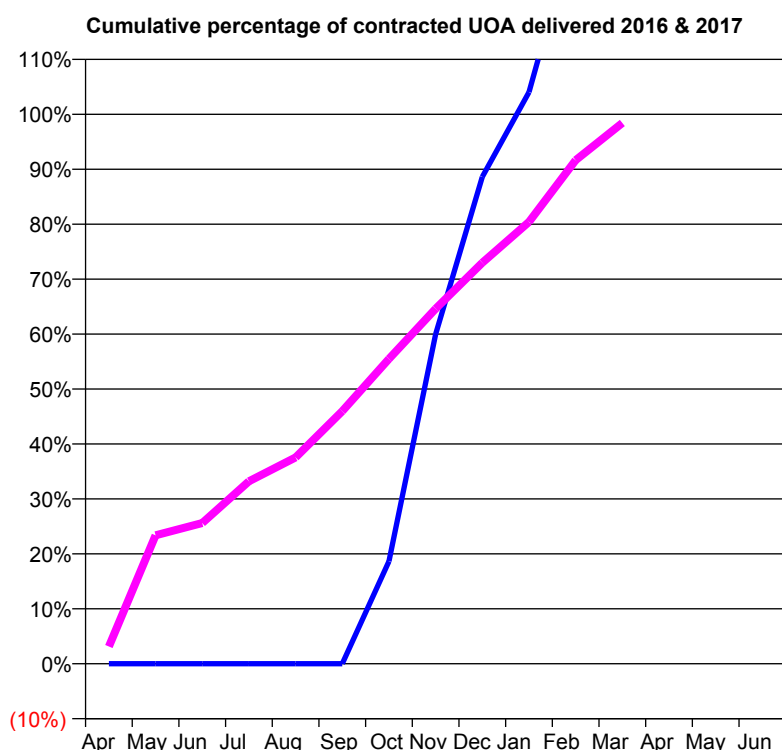
**Q65 - Vital Signs Orthodontic At a Glance Contract Report for 157465/0001 - March 2017**

Name or company name	Wells Orthodontics Limited
Contract type name	PDS Contract
Purpose of contract	Orthodontic
Contract start date	01/09/2015
Contract end date	31/03/2018

16/17 Contracted general activity (UDA)	0
Carry forward general activity (UDA)	0
16/17 Contracted orthodontic activity (UOA)	9,356
Carry forward orthodontic activity (UOA)	0
Baseline contract value	£613,967.66

**ACCESS**

	Contract	England and Wales
24 month ratio of assessments to patient IDs	1.00	1.09

**ACTIVITY**


Month	Adjusted Scheduled Activity (UOA)	
	2016	2017
April	0	294
May	0	2,187
June	0	2,397
July	0	3,106
August	0	3,513
September	0	4,302
October	594	5,192
November	1,910	6,044
December	2,821	6,829
January	3,312	7,524
February	4,278	8,574
March	4,660	9,208
April	4,660	
May	4,765	
June	4,765	

**QUALITY**

	Contract Quantity	Contract Base Number	Contract *	Region	England
% of all assessments that were assess and fit appliances (rolling 12 month period)	462	462	100.0%	58.8%	56.6%
% of all assessments that were assess and refuse (rolling 12 month period)	0	462	0.0%	10.3%	11.8%
% of all assessments that were assess and review (rolling 12 month period)	0	462	0.0%	30.9%	31.6%
% of terminated courses where treatment was abandoned or discontinued (rolling 12 month period)	26	485	5.4%	7.0%	7.7%
% of completed treatments indicating that PAR score was taken (year to date)	420	459	91.5%	55.6%	58.4%
Rate of removable appliances per 100 fixed appliances - proposed treatment (rolling 12 month period)	44	829	5.31	5.12	5.64
Rate of removable appliances per 100 fixed appliances - completed treatment (rolling 12 month period)	47	809	5.81	3.95	4.81
% of courses of treatment with removable appliances only - proposed treatment (rolling 12 month period)	26	462	5.6%	1.8%	2.0%
% of courses of treatment with removable appliances only - completed treatment (rolling 12 month period)	35	459	7.6%	1.7%	1.5%
% of patients satisfied with the treatment they have received (rolling 12 month period)	15	15	100.0%	96.9%	96.0%

\* Figures in italics indicate that the base number is less than 100.

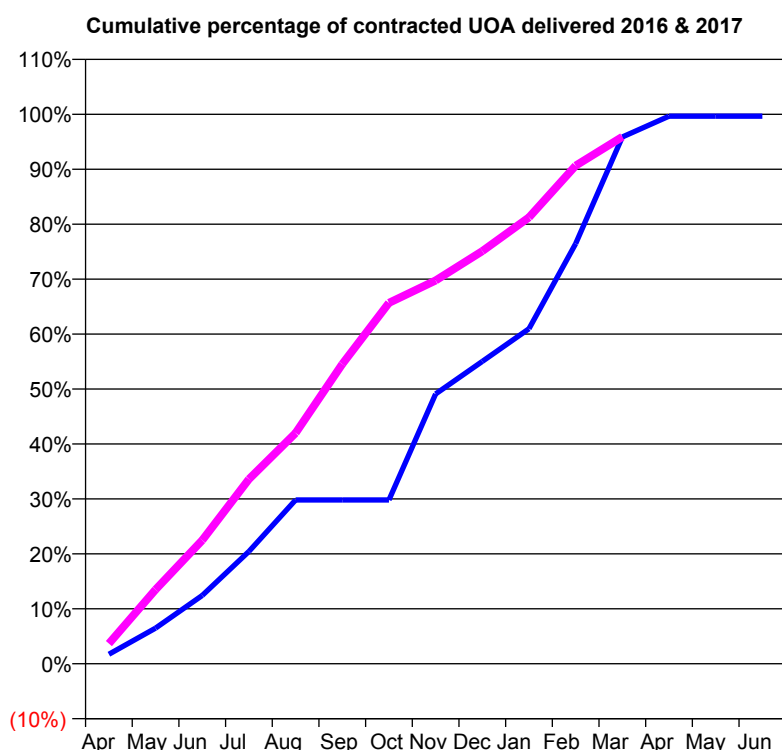
**Q65 - Vital Signs Orthodontic At a Glance Contract Report for 161136/0001 - March 2017**

Name or company name	Straight & Bright Dental LTD
Contract type name	PDS Contract
Purpose of contract	General and Orthodontic
Contract start date	01/04/2011
Contract end date	31/03/2021

16/17 Contracted general activity (UDA)	388
Carry forward general activity (UDA)	0
16/17 Contracted orthodontic activity (UOA)	6,957
Carry forward orthodontic activity (UOA)	0
Baseline contract value	£503,028.94

**ACCESS**

	Contract	England and Wales
24 month ratio of assessments to patient IDs	1.15	1.09

**ACTIVITY**


Month	Adjusted Scheduled Activity (UOA)	
	2016	2017
April	112	255
May	418	940
June	801	1,564
July	1,318	2,338
August	1,922	2,922
September	1,922	3,794
October	1,922	4,570
November	3,165	4,853
December	3,547	5,224
January	3,929	5,652
February	4,927	6,307
March	6,178	6,671
April	6,422	
May	6,423	
June	6,423	

**QUALITY**

	Contract Quantity	Contract Base Number	Contract *	Region	England
% of all assessments that were assess and fit appliances (rolling 12 month period)	324	669	48.4%	58.8%	56.6%
% of all assessments that were assess and refuse (rolling 12 month period)	61	669	9.1%	10.3%	11.8%
% of all assessments that were assess and review (rolling 12 month period)	284	669	42.5%	30.9%	31.6%
% of terminated courses where treatment was abandoned or discontinued (rolling 12 month period)	14	159	8.8%	7.0%	7.7%
% of completed treatments indicating that PAR score was taken (year to date)	27	145	18.6%	55.6%	58.4%
Rate of removable appliances per 100 fixed appliances - proposed treatment (rolling 12 month period)	17	421	4.04	5.12	5.64
Rate of removable appliances per 100 fixed appliances - completed treatment (rolling 12 month period)	10	244	4.10	3.95	4.81
% of courses of treatment with removable appliances only - proposed treatment (rolling 12 month period)	17	324	5.2%	1.8%	2.0%
% of courses of treatment with removable appliances only - completed treatment (rolling 12 month period)	2	145	1.4%	1.7%	1.5%
% of patients satisfied with the treatment they have received (rolling 12 month period)	13	13	100.0%	96.9%	96.0%

\* Figures in italics indicate that the base number is less than 100.

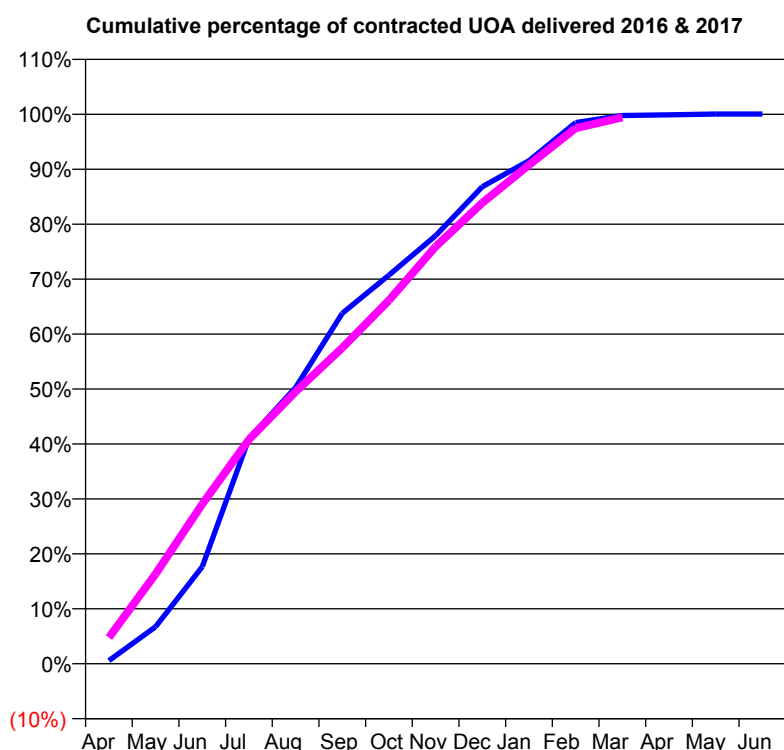
**Q65 - Vital Signs Orthodontic At a Glance Contract Report for 176710/0001 - March 2017**

Name or company name	Q Dental Care Limited
Contract type name	PDS Contract
Purpose of contract	General and Orthodontic
Contract start date	01/04/2008
Contract end date	31/03/2018

16/17 Contracted general activity (UDA)	630
Carry forward general activity (UDA)	-13
16/17 Contracted orthodontic activity (UOA)	15,713
Carry forward orthodontic activity (UOA)	0
Baseline contract value	£1,068,837.87

**ACCESS**

	Contract	England and Wales
24 month ratio of assessments to patient IDs	1.01	1.09

**ACTIVITY**


Month	Adjusted Scheduled Activity (UOA)	
	2016	2017
April	89	749
May	1,058	2,570
June	2,774	4,565
July	6,443	6,410
August	7,898	7,781
September	10,024	9,035
October	11,115	10,391
November	12,241	11,928
December	13,643	13,179
January	14,384	14,264
February	15,476	15,315
March	15,677	15,625
April	15,698	
May	15,719	
June	15,719	

**QUALITY**

	Contract Quantity	Contract Base Number	Contract *	Region	England
% of all assessments that were assess and fit appliances (rolling 12 month period)	728	1,362	53.5%	58.8%	56.6%
% of all assessments that were assess and refuse (rolling 12 month period)	173	1,362	12.7%	10.3%	11.8%
% of all assessments that were assess and review (rolling 12 month period)	461	1,362	33.8%	30.9%	31.6%
% of terminated courses where treatment was abandoned or discontinued (rolling 12 month period)	26	663	3.9%	7.0%	7.7%
% of completed treatments indicating that PAR score was taken (year to date)	108	627	17.2%	55.6%	58.4%
Rate of removable appliances per 100 fixed appliances - proposed treatment (rolling 12 month period)	5	1,428	0.35	5.12	5.64
Rate of removable appliances per 100 fixed appliances - completed treatment (rolling 12 month period)	3	1,245	0.24	3.95	4.81
% of courses of treatment with removable appliances only - proposed treatment (rolling 12 month period)	4	728	0.5%	1.8%	2.0%
% of courses of treatment with removable appliances only - completed treatment (rolling 12 month period)	2	637	0.3%	1.7%	1.5%
% of patients satisfied with the treatment they have received (rolling 12 month period)	16	17	94.1%	96.9%	96.0%

\* Figures in italics indicate that the base number is less than 100.

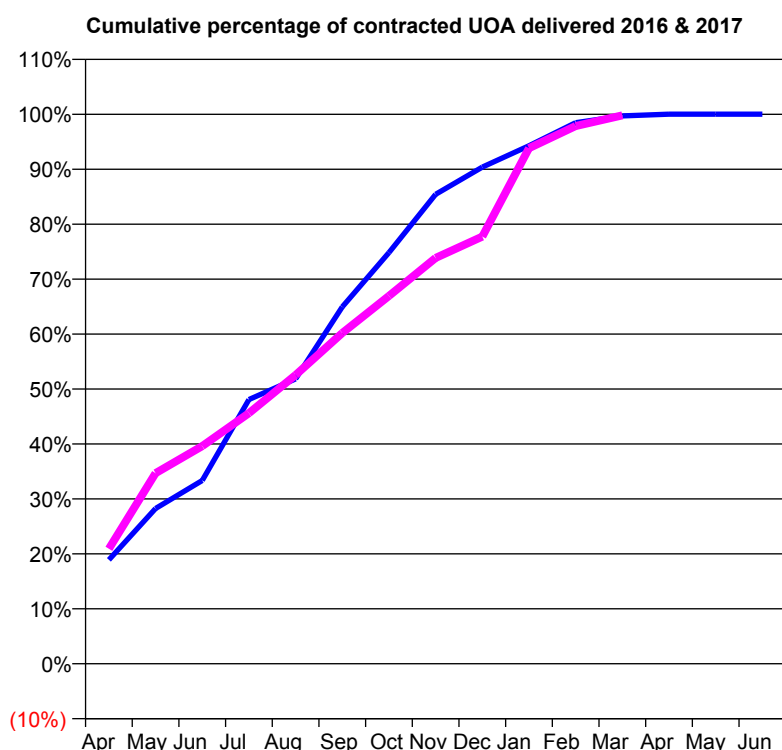
**Q65 - Vital Signs Orthodontic At a Glance Contract Report for 176710/0003 - March 2017**

Name or company name	Q Dental Care Limited
Contract type name	PDS Contract
Purpose of contract	Orthodontic
Contract start date	01/04/2008
Contract end date	31/03/2018

16/17 Contracted general activity (UDA)	0
Carry forward general activity (UDA)	0
16/17 Contracted orthodontic activity (UOA)	21,588
Carry forward orthodontic activity (UOA)	0
Baseline contract value	£1,449,471.27

**ACCESS**

	Contract	England and Wales
24 month ratio of assessments to patient IDs	1.13	1.09

**ACTIVITY**


Month	Adjusted Scheduled Activity (UOA)	
	2016	2017
April	4,086	4,519
May	6,098	7,490
June	7,202	8,554
July	10,379	9,846
August	11,193	11,344
September	14,023	12,995
October	16,152	14,451
November	18,441	15,944
December	19,512	16,780
January	20,348	20,256
February	21,256	21,127
March	21,524	21,543
April	21,589	
May	21,589	
June	21,589	

**QUALITY**

	Contract Quantity	Contract Base Number	Contract *	Region	England
% of all assessments that were assess and fit appliances (rolling 12 month period)	999	2,025	49.3%	58.8%	56.6%
% of all assessments that were assess and refuse (rolling 12 month period)	210	2,025	10.4%	10.3%	11.8%
% of all assessments that were assess and review (rolling 12 month period)	816	2,025	40.3%	30.9%	31.6%
% of terminated courses where treatment was abandoned or discontinued (rolling 12 month period)	39	820	4.8%	7.0%	7.7%
% of completed treatments indicating that PAR score was taken (year to date)	172	781	22.0%	55.6%	58.4%
Rate of removable appliances per 100 fixed appliances - proposed treatment (rolling 12 month period)	38	1,849	2.06	5.12	5.64
Rate of removable appliances per 100 fixed appliances - completed treatment (rolling 12 month period)	29	1,459	1.99	3.95	4.81
% of courses of treatment with removable appliances only - proposed treatment (rolling 12 month period)	20	999	2.0%	1.8%	2.0%
% of courses of treatment with removable appliances only - completed treatment (rolling 12 month period)	10	781	1.3%	1.7%	1.5%
% of patients satisfied with the treatment they have received (rolling 12 month period)	34	36	94.4%	96.9%	96.0%

\* Figures in italics indicate that the base number is less than 100.

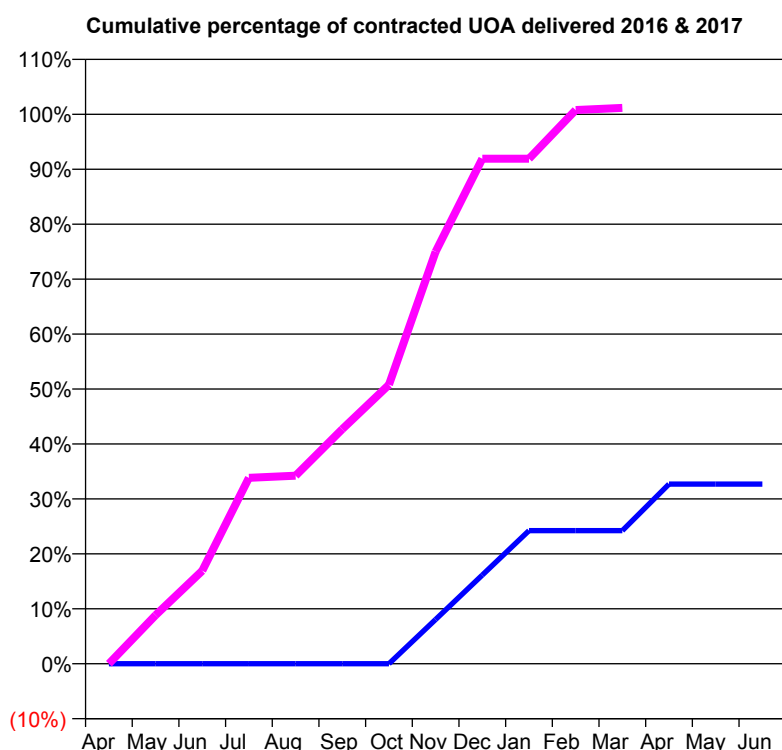
**Q65 - Vital Signs Orthodontic At a Glance Contract Report for 186716/0001 - March 2017**

Name or company name	Parkfield Dental Surgery Ltd
Contract type name	GDS Contract
Purpose of contract	General and Orthodontic
Contract start date	01/04/2007
Contract end date	

16/17 Contracted general activity (UDA)	29,027
Carry forward general activity (UDA)	0
16/17 Contracted orthodontic activity (UOA)	260
Carry forward orthodontic activity (UOA)	0
Baseline contract value	£702,878.57

**ACCESS**

	Contract	England and Wales
24 month ratio of assessments to patient IDs	1.00	1.09

**ACTIVITY**


Month	Adjusted Scheduled Activity (UOA)	
	2016	2017
April	0	0
May	0	23
June	0	44
July	0	88
August	0	89
September	0	111
October	0	132
November	21	195
December	42	239
January	63	239
February	63	262
March	63	263
April	85	
May	85	
June	85	

**QUALITY**

	Contract Quantity	Contract Base Number	Contract *	Region	England
% of all assessments that were assess and fit appliances (rolling 12 month period)	13	25	52.0%	58.8%	56.6%
% of all assessments that were assess and refuse (rolling 12 month period)	4	25	16.0%	10.3%	11.8%
% of all assessments that were assess and review (rolling 12 month period)	8	25	32.0%	30.9%	31.6%
% of terminated courses where treatment was abandoned or discontinued (rolling 12 month period)	0	1	0.0%	7.0%	7.7%
% of completed treatments indicating that PAR score was taken (year to date)	0	1	0.0%	55.6%	58.4%
Rate of removable appliances per 100 fixed appliances - proposed treatment (rolling 12 month period)	0	26	0.00	5.12	5.64
Rate of removable appliances per 100 fixed appliances - completed treatment (rolling 12 month period)	0	1	0.00	3.95	4.81
% of courses of treatment with removable appliances only - proposed treatment (rolling 12 month period)	0	13	0.0%	1.8%	2.0%
% of courses of treatment with removable appliances only - completed treatment (rolling 12 month period)	0	1	0.0%	1.7%	1.5%
% of patients satisfied with the treatment they have received (rolling 12 month period)	1	1	100.0%	96.9%	96.0%

\* Figures in italics indicate that the base number is less than 100.

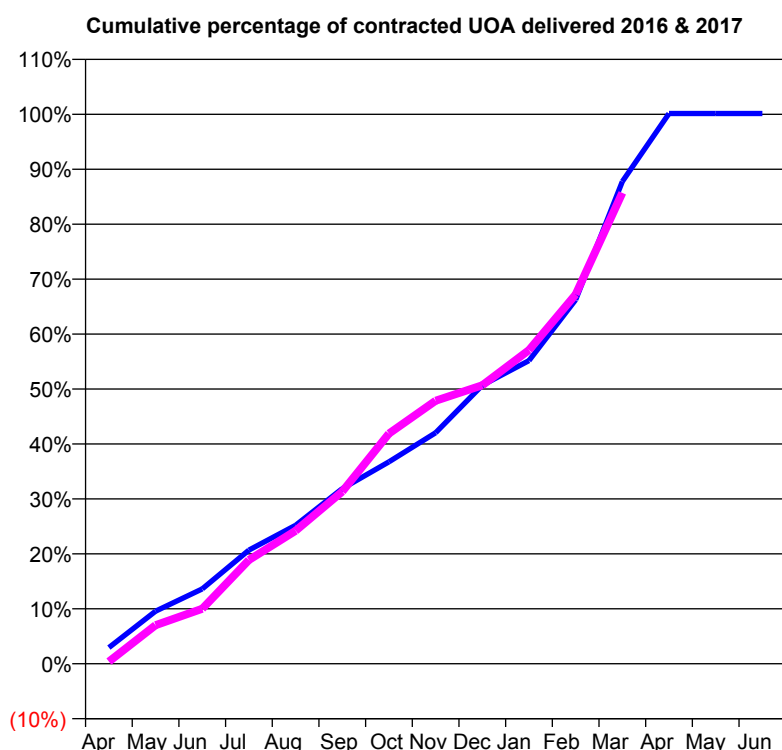
**Q65 - Vital Signs Orthodontic At a Glance Contract Report for 186872/0009 - March 2017**

Name or company name	ORTHOWORLD 2000 LTD
Contract type name	PDS Contract
Purpose of contract	Orthodontic
Contract start date	01/04/2006
Contract end date	31/03/2018

16/17 Contracted general activity (UDA)	0
Carry forward general activity (UDA)	0
16/17 Contracted orthodontic activity (UOA)	15,648
Carry forward orthodontic activity (UOA)	0
Baseline contract value	£1,039,481.73

**ACCESS**

	Contract	England and Wales
24 month ratio of assessments to patient IDs	1.02	1.09

**ACTIVITY**


Month	Adjusted Scheduled Activity (UOA)	
	2016	2017
April	462	63
May	1,497	1,098
June	2,132	1,565
July	3,237	2,957
August	3,942	3,789
September	4,988	4,903
October	5,751	6,556
November	6,580	7,490
December	7,932	7,930
January	8,632	8,935
February	10,364	10,515
March	13,735	13,411
April	15,670	
May	15,670	
June	15,670	

**QUALITY**

	Contract Quantity	Contract Base Number	Contract *	Region	England
% of all assessments that were assess and fit appliances (rolling 12 month period)	709	1,224	57.9%	58.8%	56.6%
% of all assessments that were assess and refuse (rolling 12 month period)	210	1,224	17.2%	10.3%	11.8%
% of all assessments that were assess and review (rolling 12 month period)	305	1,224	24.9%	30.9%	31.6%
% of terminated courses where treatment was abandoned or discontinued (rolling 12 month period)	98	573	17.1%	7.0%	7.7%
% of completed treatments indicating that PAR score was taken (year to date)	445	475	93.7%	55.6%	58.4%
Rate of removable appliances per 100 fixed appliances - proposed treatment (rolling 12 month period)	19	1,406	1.35	5.12	5.64
Rate of removable appliances per 100 fixed appliances - completed treatment (rolling 12 month period)	15	935	1.60	3.95	4.81
% of courses of treatment with removable appliances only - proposed treatment (rolling 12 month period)	2	709	0.3%	1.8%	2.0%
% of courses of treatment with removable appliances only - completed treatment (rolling 12 month period)	2	475	0.4%	1.7%	1.5%
% of patients satisfied with the treatment they have received (rolling 12 month period)	28	29	96.6%	96.9%	96.0%

\* Figures in italics indicate that the base number is less than 100.



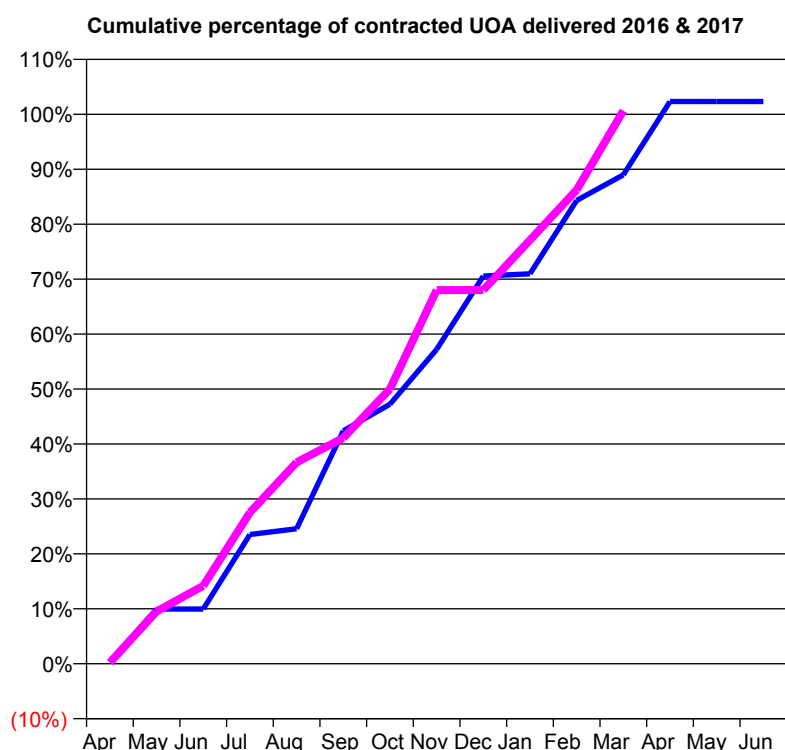
**Q65 - Vital Signs Orthodontic At a Glance Contract Report for 197963/0001 - March 2017**

Name or company name	Linden House Dental Practice
Contract type name	GDS Contract
Purpose of contract	General and Orthodontic
Contract start date	01/02/2011
Contract end date	

16/17 Contracted general activity (UDA)	3,702
Carry forward general activity (UDA)	0
16/17 Contracted orthodontic activity (UOA)	472
Carry forward orthodontic activity (UOA)	0
Baseline contract value	£118,349.32

**ACCESS**

	Contract	England and Wales
24 month ratio of assessments to patient IDs	1.00	1.09

**ACTIVITY**


Month	Adjusted Scheduled Activity (UOA)	
	2016	2017
April	2	1
May	47	45
June	47	67
July	111	130
August	116	173
September	200	194
October	223	236
November	270	321
December	333	321
January	335	364
February	398	407
March	420	475
April	483	
May	483	
June	483	

**QUALITY**

	Contract Quantity	Contract Base Number	Contract *	Region	England
% of all assessments that were assess and fit appliances (rolling 12 month period)	26	35	74.3%	58.8%	56.6%
% of all assessments that were assess and refuse (rolling 12 month period)	4	35	11.4%	10.3%	11.8%
% of all assessments that were assess and review (rolling 12 month period)	5	35	14.3%	30.9%	31.6%
% of terminated courses where treatment was abandoned or discontinued (rolling 12 month period)	0	23	0.0%	7.0%	7.7%
% of completed treatments indicating that PAR score was taken (year to date)	22	23	95.7%	55.6%	58.4%
Rate of removable appliances per 100 fixed appliances - proposed treatment (rolling 12 month period)	6	36	16.67	5.12	5.64
Rate of removable appliances per 100 fixed appliances - completed treatment (rolling 12 month period)	3	0	N/A	3.95	4.81
% of courses of treatment with removable appliances only - proposed treatment (rolling 12 month period)	6	26	23.1%	1.8%	2.0%
% of courses of treatment with removable appliances only - completed treatment (rolling 12 month period)	3	23	13.0%	1.7%	1.5%
% of patients satisfied with the treatment they have received (rolling 12 month period)	2	2	100.0%	96.9%	96.0%

\* Figures in italics indicate that the base number is less than 100.

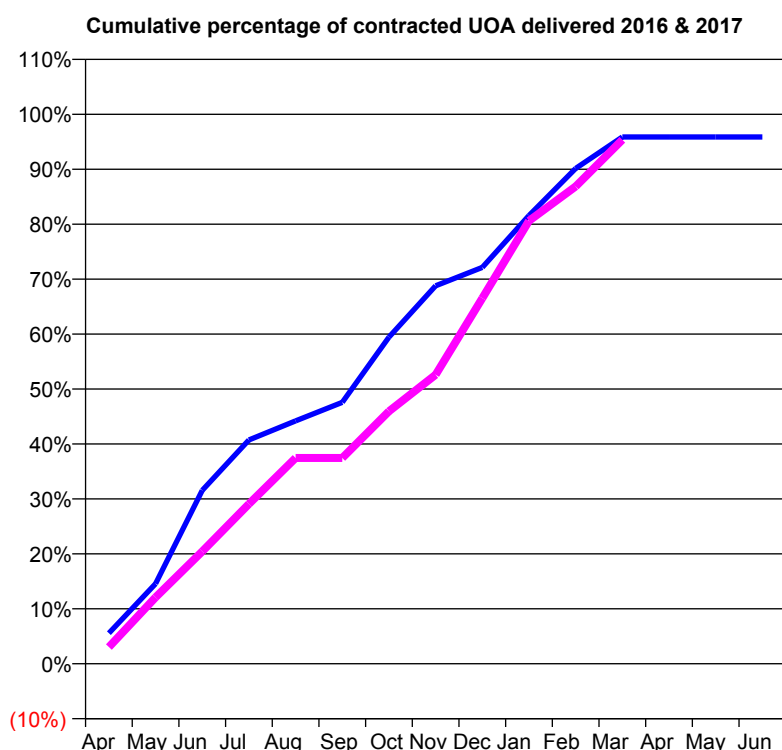
**Q65 - Vital Signs Orthodontic At a Glance Contract Report for 222399/0001 - March 2017**

Name or company name	MR S KUMORDZIE
Contract type name	GDS Contract
Purpose of contract	General and Orthodontic
Contract start date	01/04/2006
Contract end date	

16/17 Contracted general activity (UDA)	5,751
Carry forward general activity (UDA)	0
16/17 Contracted orthodontic activity (UOA)	753
Carry forward orthodontic activity (UOA)	0
Baseline contract value	£184,510.37

**ACCESS**

	Contract	England and Wales
24 month ratio of assessments to patient IDs	1.06	1.09

**ACTIVITY**


Month	Adjusted Scheduled Activity (UOA)	
	2016	2017
April	42	23
May	110	91
June	238	154
July	307	219
August	333	282
September	358	282
October	448	346
November	518	396
December	543	501
January	614	607
February	679	654
March	722	718
April	722	
May	722	
June	722	

**QUALITY**

	Contract Quantity	Contract Base Number	Contract *	Region	England
% of all assessments that were assess and fit appliances (rolling 12 month period)	34	56	60.7%	58.8%	56.6%
% of all assessments that were assess and refuse (rolling 12 month period)	12	56	21.4%	10.3%	11.8%
% of all assessments that were assess and review (rolling 12 month period)	10	56	17.9%	30.9%	31.6%
% of terminated courses where treatment was abandoned or discontinued (rolling 12 month period)	2	39	5.1%	7.0%	7.7%
% of completed treatments indicating that PAR score was taken (year to date)	3	37	8.1%	55.6%	58.4%
Rate of removable appliances per 100 fixed appliances - proposed treatment (rolling 12 month period)	0	0	N/A	5.12	5.64
Rate of removable appliances per 100 fixed appliances - completed treatment (rolling 12 month period)	0	0	N/A	3.95	4.81
% of courses of treatment with removable appliances only - proposed treatment (rolling 12 month period)	0	34	0.0%	1.8%	2.0%
% of courses of treatment with removable appliances only - completed treatment (rolling 12 month period)	0	37	0.0%	1.7%	1.5%
% of patients satisfied with the treatment they have received (rolling 12 month period)	0	0	N/A	96.9%	96.0%

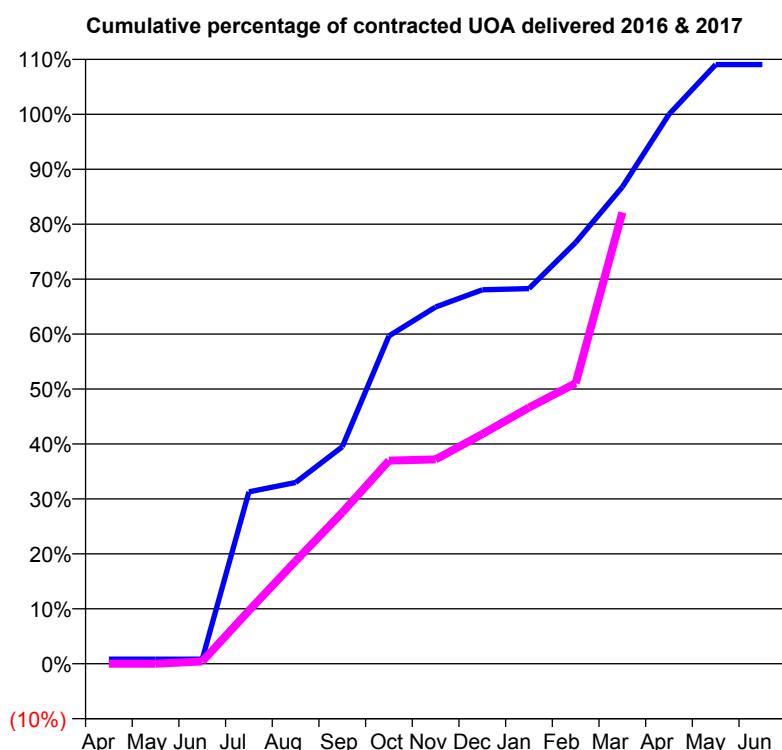
\* Figures in italics indicate that the base number is less than 100.

**Q65 - Vital Signs Orthodontic At a Glance Contract Report for 331791/0001 - March 2017**

Name or company name	MR AM RICHARDS
Contract type name	PDS Contract
Purpose of contract	Orthodontic
Contract start date	01/04/2006
Contract end date	31/03/2018

16/17 Contracted general activity (UDA)	0
Carry forward general activity (UDA)	0
16/17 Contracted orthodontic activity (UOA)	476
Carry forward orthodontic activity (UOA)	0
Baseline contract value	£31,619.82

ACCESS	Contract	England and Wales
24 month ratio of assessments to patient IDs	1.03	1.09

**ACTIVITY**


Month	Adjusted Scheduled Activity (UOA)	
	2016	2017
April	4	0
May	4	0
June	4	2
July	149	46
August	157	89
September	188	131
October	284	176
November	309	177
December	324	199
January	325	222
February	365	243
March	413	391
April	476	
May	519	
June	519	

QUALITY	Contract Quantity	Contract Base Number	Contract *	Region	England
% of all assessments that were assess and fit appliances (rolling 12 month period)	23	38	60.5%	58.8%	56.6%
% of all assessments that were assess and refuse (rolling 12 month period)	5	38	13.2%	10.3%	11.8%
% of all assessments that were assess and review (rolling 12 month period)	10	38	26.3%	30.9%	31.6%
% of terminated courses where treatment was abandoned or discontinued (rolling 12 month period)	0	20	0.0%	7.0%	7.7%
% of completed treatments indicating that PAR score was taken (year to date)	0	20	0.0%	55.6%	58.4%
Rate of removable appliances per 100 fixed appliances - proposed treatment (rolling 12 month period)	0	43	0.00	5.12	5.64
Rate of removable appliances per 100 fixed appliances - completed treatment (rolling 12 month period)	0	0	N/A	3.95	4.81
% of courses of treatment with removable appliances only - proposed treatment (rolling 12 month period)	0	23	0.0%	1.8%	2.0%
% of courses of treatment with removable appliances only - completed treatment (rolling 12 month period)	0	20	0.0%	1.7%	1.5%
% of patients satisfied with the treatment they have received (rolling 12 month period)	0	0	N/A	96.9%	96.0%

\* Figures in italics indicate that the base number is less than 100.

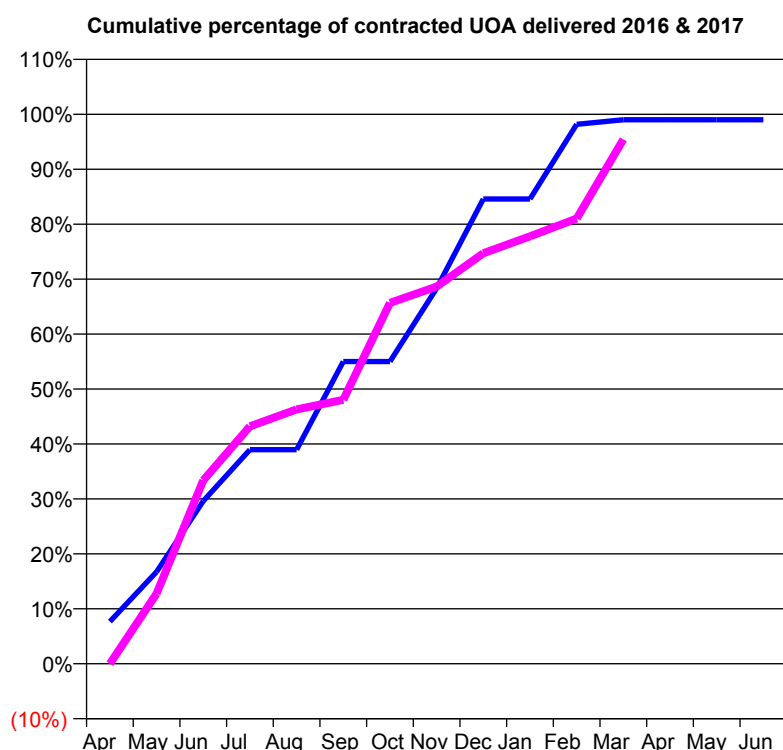
**Q65 - Vital Signs Orthodontic At a Glance Contract Report for 568031/0001 - March 2017**

Name or company name	MR SC LAWSON
Contract type name	GDS Contract
Purpose of contract	General and Orthodontic
Contract start date	01/01/2015
Contract end date	

16/17 Contracted general activity (UDA)	2,000
Carry forward general activity (UDA)	0
16/17 Contracted orthodontic activity (UOA)	743
Carry forward orthodontic activity (UOA)	0
Baseline contract value	£96,245.55

**ACCESS**

	Contract	England and Wales
24 month ratio of assessments to patient IDs	1.15	1.09

**ACTIVITY**


Month	Adjusted Scheduled Activity (UOA)	
	2016	2017
April	56	0
May	122	95
June	216	248
July	284	321
August	284	344
September	401	357
October	401	488
November	498	510
December	617	555
January	617	578
February	716	602
March	722	709
April	722	
May	722	
June	722	

**QUALITY**

	Contract Quantity	Contract Base Number	Contract *	Region	England
% of all assessments that were assess and fit appliances (rolling 12 month period)	32	90	35.6%	58.8%	56.6%
% of all assessments that were assess and refuse (rolling 12 month period)	7	90	7.8%	10.3%	11.8%
% of all assessments that were assess and review (rolling 12 month period)	51	90	56.7%	30.9%	31.6%
% of terminated courses where treatment was abandoned or discontinued (rolling 12 month period)	1	39	2.6%	7.0%	7.7%
% of completed treatments indicating that PAR score was taken (year to date)	37	37	100.0%	55.6%	58.4%
Rate of removable appliances per 100 fixed appliances - proposed treatment (rolling 12 month period)	5	59	8.47	5.12	5.64
Rate of removable appliances per 100 fixed appliances - completed treatment (rolling 12 month period)	2	45	4.44	3.95	4.81
% of courses of treatment with removable appliances only - proposed treatment (rolling 12 month period)	0	32	0.0%	1.8%	2.0%
% of courses of treatment with removable appliances only - completed treatment (rolling 12 month period)	0	38	0.0%	1.7%	1.5%
% of patients satisfied with the treatment they have received (rolling 12 month period)	1	1	100.0%	96.9%	96.0%

\* Figures in italics indicate that the base number is less than 100.

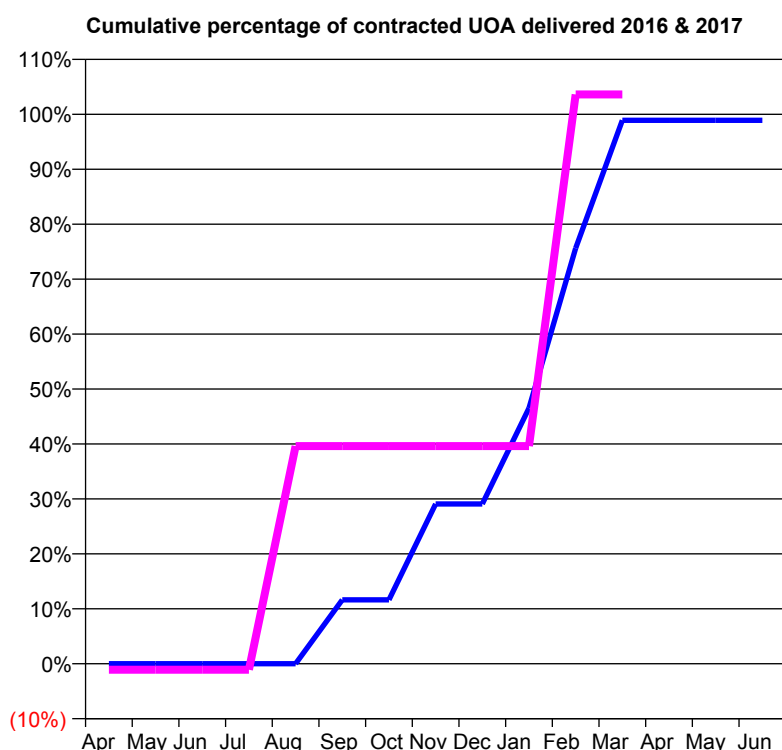
**Q65 - Vital Signs Orthodontic At a Glance Contract Report for 618942/0004 - March 2017**

Name or company name	MR SP CHADWICK
Contract type name	PDS Contract
Purpose of contract	Orthodontic
Contract start date	06/04/2010
Contract end date	05/04/2020

16/17 Contracted general activity (UDA)	0
Carry forward general activity (UDA)	0
16/17 Contracted orthodontic activity (UOA)	361
Carry forward orthodontic activity (UOA)	4
Baseline contract value	£34,971.70

**ACCESS**

	Contract	England and Wales
24 month ratio of assessments to patient IDs	1.00	1.09

**ACTIVITY**


Month	Adjusted Scheduled Activity (UOA)	
	2016	2017
April	0	-4
May	0	-4
June	0	-4
July	0	-4
August	0	143
September	42	143
October	42	143
November	105	143
December	105	143
January	168	143
February	273	374
March	357	374
April	357	
May	357	
June	357	

**QUALITY**

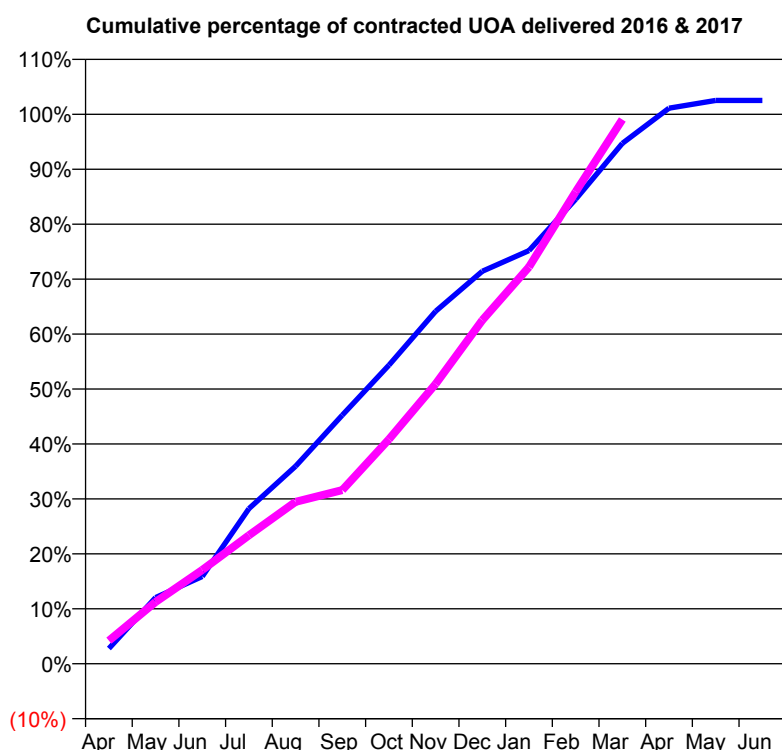
	Contract Quantity	Contract Base Number	Contract *	Region	England
% of all assessments that were assess and fit appliances (rolling 12 month period)	18	18	100.0%	58.8%	56.6%
% of all assessments that were assess and refuse (rolling 12 month period)	0	18	0.0%	10.3%	11.8%
% of all assessments that were assess and review (rolling 12 month period)	0	18	0.0%	30.9%	31.6%
% of terminated courses where treatment was abandoned or discontinued (rolling 12 month period)	1	35	2.9%	7.0%	7.7%
% of completed treatments indicating that PAR score was taken (year to date)	34	34	100.0%	55.6%	58.4%
Rate of removable appliances per 100 fixed appliances - proposed treatment (rolling 12 month period)	0	0	N/A	5.12	5.64
Rate of removable appliances per 100 fixed appliances - completed treatment (rolling 12 month period)	3	67	4.48	3.95	4.81
% of courses of treatment with removable appliances only - proposed treatment (rolling 12 month period)	0	18	0.0%	1.8%	2.0%
% of courses of treatment with removable appliances only - completed treatment (rolling 12 month period)	0	34	0.0%	1.7%	1.5%
% of patients satisfied with the treatment they have received (rolling 12 month period)	0	0	N/A	96.9%	96.0%

\* Figures in italics indicate that the base number is less than 100.

**Q65 - Vital Signs Orthodontic At a Glance Contract Report for 644927/0003 - March 2017**

Name or company name	MR MR BRICKLEY	16/17 Contracted general activity (UDA)	0
Contract type name	PDS Contract	Carry forward general activity (UDA)	0
Purpose of contract	Orthodontic	16/17 Contracted orthodontic activity (UOA)	14,874
Contract start date	01/04/2006	Carry forward orthodontic activity (UOA)	0
Contract end date	31/03/2018	Baseline contract value	£1,028,649.61

ACCESS	Contract	England and Wales
24 month ratio of assessments to patient IDs	1.17	1.09

**ACTIVITY**


Month	Adjusted Scheduled Activity (UOA)	
	2016	2017
April	415	626
May	1,791	1,672
June	2,361	2,540
July	4,199	3,477
August	5,347	4,384
September	6,730	4,700
October	8,085	6,077
November	9,541	7,574
December	10,624	9,300
January	11,184	10,741
February	12,573	12,775
March	14,088	14,732
April	15,039	
May	15,249	
June	15,249	

**QUALITY**

	Contract Quantity	Contract Base Number	Contract *	Region	England
% of all assessments that were assess and fit appliances (rolling 12 month period)	756	1,080	70.0%	58.8%	56.6%
% of all assessments that were assess and refuse (rolling 12 month period)	127	1,080	11.8%	10.3%	11.8%
% of all assessments that were assess and review (rolling 12 month period)	197	1,080	18.2%	30.9%	31.6%
% of terminated courses where treatment was abandoned or discontinued (rolling 12 month period)	20	611	3.3%	7.0%	7.7%
% of completed treatments indicating that PAR score was taken (year to date)	493	591	83.4%	55.6%	58.4%
Rate of removable appliances per 100 fixed appliances - proposed treatment (rolling 12 month period)	25	1,493	1.67	5.12	5.64
Rate of removable appliances per 100 fixed appliances - completed treatment (rolling 12 month period)	31	1,138	2.72	3.95	4.81
% of courses of treatment with removable appliances only - proposed treatment (rolling 12 month period)	2	756	0.3%	1.8%	2.0%
% of courses of treatment with removable appliances only - completed treatment (rolling 12 month period)	5	591	0.8%	1.7%	1.5%
% of patients satisfied with the treatment they have received (rolling 12 month period)	22	22	100.0%	96.9%	96.0%

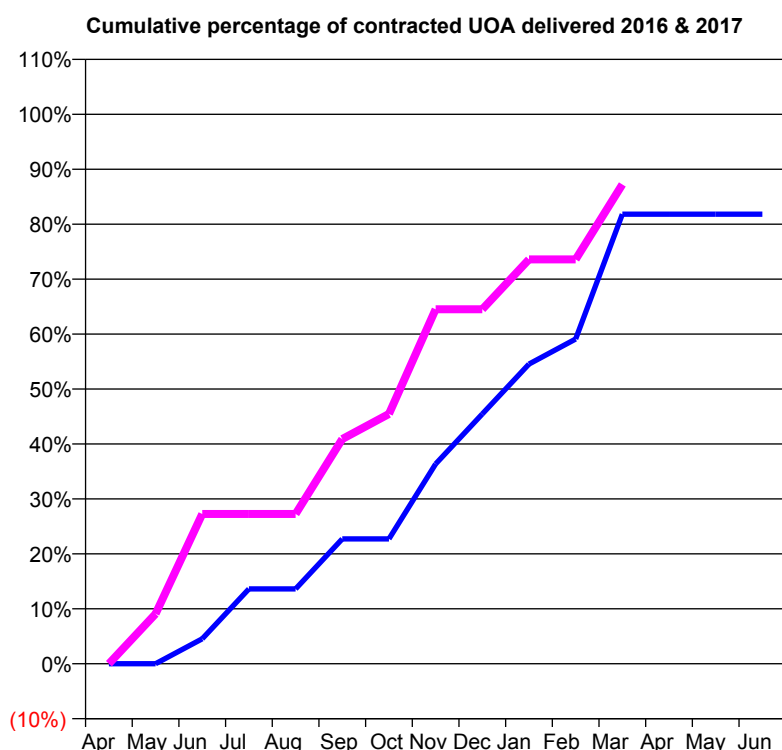
\* Figures in italics indicate that the base number is less than 100.

**Q65 - Vital Signs Orthodontic At a Glance Contract Report for 740594/0002 - March 2017**

Name or company name	MISS JM HAYES
Contract type name	PDS Contract
Purpose of contract	Orthodontic
Contract start date	01/04/2006
Contract end date	

16/17 Contracted general activity (UDA)	0
Carry forward general activity (UDA)	0
16/17 Contracted orthodontic activity (UOA)	462
Carry forward orthodontic activity (UOA)	0
Baseline contract value	£29,979.64

ACCESS	Contract	England and Wales
24 month ratio of assessments to patient IDs	1.00	1.09

**ACTIVITY**


Month	Adjusted Scheduled Activity (UOA)	
	2016	2017
April	0	0
May	0	42
June	21	126
July	63	126
August	63	126
September	105	189
October	105	210
November	168	298
December	210	298
January	252	340
February	273	340
March	378	403
April	378	
May	378	
June	378	

QUALITY	Contract Quantity	Contract Base Number	Contract *	Region	England
% of all assessments that were assess and fit appliances (rolling 12 month period)	20	20	100.0%	58.8%	56.6%
% of all assessments that were assess and refuse (rolling 12 month period)	0	20	0.0%	10.3%	11.8%
% of all assessments that were assess and review (rolling 12 month period)	0	20	0.0%	30.9%	31.6%
% of terminated courses where treatment was abandoned or discontinued (rolling 12 month period)	0	15	0.0%	7.0%	7.7%
% of completed treatments indicating that PAR score was taken (year to date)	11	15	73.3%	55.6%	58.4%
Rate of removable appliances per 100 fixed appliances - proposed treatment (rolling 12 month period)	4	39	10.26	5.12	5.64
Rate of removable appliances per 100 fixed appliances - completed treatment (rolling 12 month period)	0	29	0.00	3.95	4.81
% of courses of treatment with removable appliances only - proposed treatment (rolling 12 month period)	0	20	0.0%	1.8%	2.0%
% of courses of treatment with removable appliances only - completed treatment (rolling 12 month period)	0	15	0.0%	1.7%	1.5%
% of patients satisfied with the treatment they have received (rolling 12 month period)	1	1	100.0%	96.9%	96.0%

\* Figures in italics indicate that the base number is less than 100.

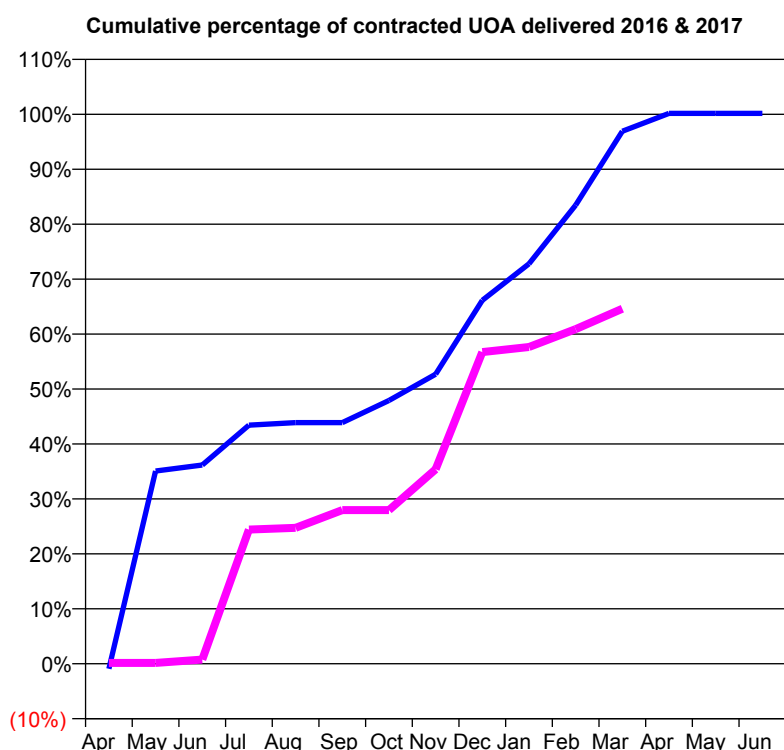
**Q65 - Vital Signs Orthodontic At a Glance Contract Report for 810339/0001 - March 2017**

Name or company name	MRS C MATHIESON
Contract type name	PDS Contract
Purpose of contract	Orthodontic
Contract start date	01/04/2006
Contract end date	31/03/2021

16/17 Contracted general activity (UDA)	0
Carry forward general activity (UDA)	0
16/17 Contracted orthodontic activity (UOA)	647
Carry forward orthodontic activity (UOA)	0
Baseline contract value	£43,429.52

**ACCESS**

	Contract	England and Wales
24 month ratio of assessments to patient IDs	1.13	1.09

**ACTIVITY**


Month	Adjusted Scheduled Activity (UOA)	
	2016	2017
April	-6	1
May	227	1
June	234	5
July	281	158
August	284	160
September	284	181
October	310	181
November	341	229
December	428	367
January	471	373
February	540	394
March	627	418
April	648	
May	648	
June	648	

**QUALITY**

	Contract Quantity	Contract Base Number	Contract *	Region	England
% of all assessments that were assess and fit appliances (rolling 12 month period)	20	60	33.3%	58.8%	56.6%
% of all assessments that were assess and refuse (rolling 12 month period)	9	60	15.0%	10.3%	11.8%
% of all assessments that were assess and review (rolling 12 month period)	31	60	51.7%	30.9%	31.6%
% of terminated courses where treatment was abandoned or discontinued (rolling 12 month period)	1	14	7.1%	7.0%	7.7%
% of completed treatments indicating that PAR score was taken (year to date)	9	13	69.2%	55.6%	58.4%
Rate of removable appliances per 100 fixed appliances - proposed treatment (rolling 12 month period)	0	36	0.00	5.12	5.64
Rate of removable appliances per 100 fixed appliances - completed treatment (rolling 12 month period)	2	12	16.67	3.95	4.81
% of courses of treatment with removable appliances only - proposed treatment (rolling 12 month period)	0	20	0.0%	1.8%	2.0%
% of courses of treatment with removable appliances only - completed treatment (rolling 12 month period)	0	13	0.0%	1.7%	1.5%
% of patients satisfied with the treatment they have received (rolling 12 month period)	3	3	100.0%	96.9%	96.0%

\* Figures in italics indicate that the base number is less than 100.

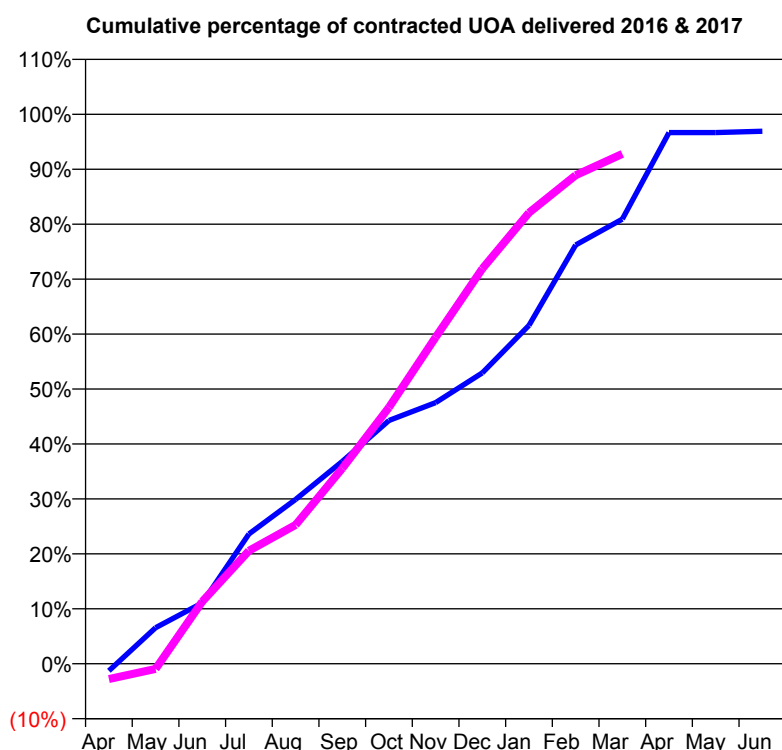


**Q65 - Vital Signs Orthodontic At a Glance Contract Report for 813958/0001 - March 2017**

Name or company name	MR AA PARFITT
Contract type name	GDS Contract
Purpose of contract	Orthodontic
Contract start date	01/04/2006
Contract end date	

16/17 Contracted general activity (UDA)	0
Carry forward general activity (UDA)	0
16/17 Contracted orthodontic activity (UOA)	8,970
Carry forward orthodontic activity (UOA)	278
Baseline contract value	£595,555.28

ACCESS	Contract	England and Wales
24 month ratio of assessments to patient IDs	1.00	1.09

**ACTIVITY**


Month	Adjusted Scheduled Activity (UOA)	
	2016	2017
April	-116	-252
May	589	-86
June	993	1,015
July	2,118	1,844
August	2,683	2,266
September	3,303	3,191
October	3,972	4,184
November	4,264	5,329
December	4,748	6,448
January	5,523	7,363
February	6,835	7,974
March	7,258	8,322
April	8,670	
May	8,671	
June	8,692	

QUALITY	Contract Quantity	Contract Base Number	Contract *	Region	England
% of all assessments that were assess and fit appliances (rolling 12 month period)	434	1,474	29.4%	58.8%	56.6%
% of all assessments that were assess and refuse (rolling 12 month period)	380	1,474	25.8%	10.3%	11.8%
% of all assessments that were assess and review (rolling 12 month period)	660	1,474	44.8%	30.9%	31.6%
% of terminated courses where treatment was abandoned or discontinued (rolling 12 month period)	14	352	4.0%	7.0%	7.7%
% of completed treatments indicating that PAR score was taken (year to date)	123	338	36.4%	55.6%	58.4%
Rate of removable appliances per 100 fixed appliances - proposed treatment (rolling 12 month period)	8	830	0.96	5.12	5.64
Rate of removable appliances per 100 fixed appliances - completed treatment (rolling 12 month period)	6	662	0.91	3.95	4.81
% of courses of treatment with removable appliances only - proposed treatment (rolling 12 month period)	8	434	1.8%	1.8%	2.0%
% of courses of treatment with removable appliances only - completed treatment (rolling 12 month period)	4	338	1.2%	1.7%	1.5%
% of patients satisfied with the treatment they have received (rolling 12 month period)	24	24	100.0%	96.9%	96.0%

\* Figures in italics indicate that the base number is less than 100.

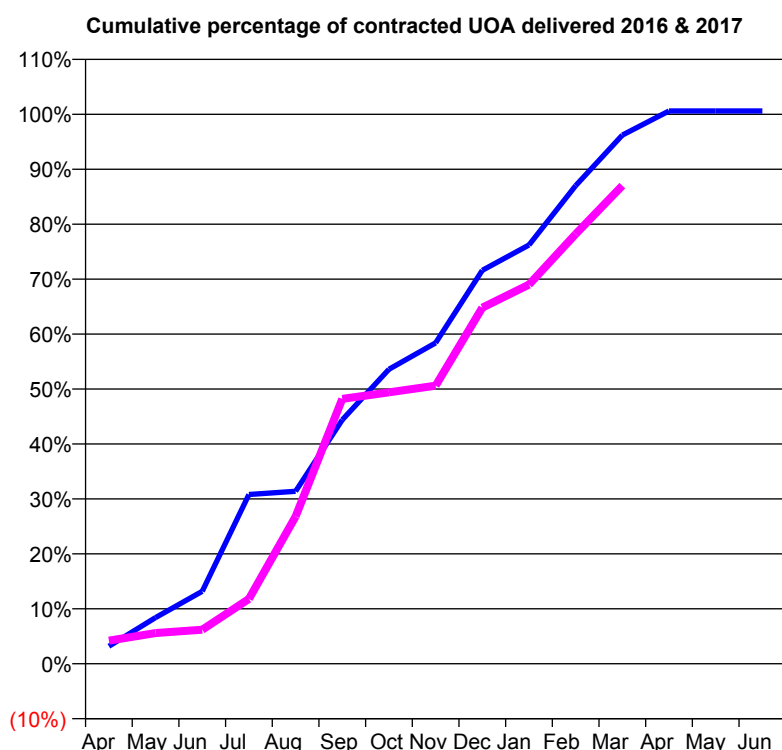
**Q65 - Vital Signs Orthodontic At a Glance Contract Report for 836133/0001 - March 2017**

Name or company name	MRS LA BARNES
Contract type name	GDS Contract
Purpose of contract	General and Orthodontic
Contract start date	01/06/2013
Contract end date	

16/17 Contracted general activity (UDA)	13,500
Carry forward general activity (UDA)	35
16/17 Contracted orthodontic activity (UOA)	500
Carry forward orthodontic activity (UOA)	0
Baseline contract value	£333,991.66

**ACCESS**

	Contract	England and Wales
24 month ratio of assessments to patient IDs	1.11	1.09

**ACTIVITY**


Month	Adjusted Scheduled Activity (UOA)	
	2016	2017
April	16	21
May	42	28
June	66	31
July	154	59
August	157	134
September	222	241
October	268	247
November	292	253
December	358	324
January	381	345
February	435	391
March	481	435
April	503	
May	503	
June	503	

**QUALITY**

	Contract Quantity	Contract Base Number	Contract *	Region	England
% of all assessments that were assess and fit appliances (rolling 12 month period)	19	77	24.7%	58.8%	56.6%
% of all assessments that were assess and refuse (rolling 12 month period)	13	77	16.9%	10.3%	11.8%
% of all assessments that were assess and review (rolling 12 month period)	45	77	58.4%	30.9%	31.6%
% of terminated courses where treatment was abandoned or discontinued (rolling 12 month period)	1	7	14.3%	7.0%	7.7%
% of completed treatments indicating that PAR score was taken (year to date)	4	6	66.7%	55.6%	58.4%
Rate of removable appliances per 100 fixed appliances - proposed treatment (rolling 12 month period)	0	30	0.00	5.12	5.64
Rate of removable appliances per 100 fixed appliances - completed treatment (rolling 12 month period)	0	7	0.00	3.95	4.81
% of courses of treatment with removable appliances only - proposed treatment (rolling 12 month period)	0	19	0.0%	1.8%	2.0%
% of courses of treatment with removable appliances only - completed treatment (rolling 12 month period)	0	6	0.0%	1.7%	1.5%
% of patients satisfied with the treatment they have received (rolling 12 month period)	2	2	100.0%	96.9%	96.0%

\* Figures in italics indicate that the base number is less than 100.

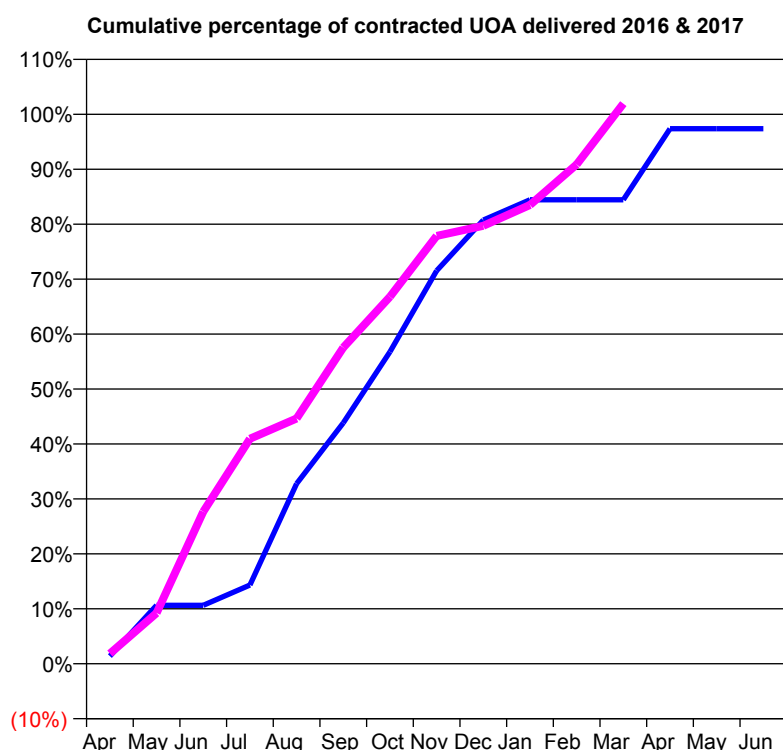
**Q65 - Vital Signs Orthodontic At a Glance Contract Report for 913782/0001 - March 2017**

Name or company name	MR PJ DRUGAN
Contract type name	GDS Contract
Purpose of contract	General and Orthodontic
Contract start date	01/04/2006
Contract end date	

16/17 Contracted general activity (UDA)	31,020
Carry forward general activity (UDA)	0
16/17 Contracted orthodontic activity (UOA)	1,138
Carry forward orthodontic activity (UOA)	0
Baseline contract value	£743,219.46

**ACCESS**

	Contract	England and Wales
24 month ratio of assessments to patient IDs	1.03	1.09

**ACTIVITY**


Month	Adjusted Scheduled Activity (UOA)	
	2016	2017
April	16	21
May	121	105
June	121	315
July	163	466
August	373	508
September	499	655
October	646	760
November	814	886
December	919	907
January	961	950
February	961	1,034
March	961	1,160
April	1,108	
May	1,108	
June	1,108	

**QUALITY**

	Contract Quantity	Contract Base Number	Contract *	Region	England
% of all assessments that were assess and fit appliances (rolling 12 month period)	63	64	98.4%	58.8%	56.6%
% of all assessments that were assess and refuse (rolling 12 month period)	0	64	0.0%	10.3%	11.8%
% of all assessments that were assess and review (rolling 12 month period)	1	64	1.6%	30.9%	31.6%
% of terminated courses where treatment was abandoned or discontinued (rolling 12 month period)	4	49	8.2%	7.0%	7.7%
% of completed treatments indicating that PAR score was taken (year to date)	35	45	77.8%	55.6%	58.4%
Rate of removable appliances per 100 fixed appliances - proposed treatment (rolling 12 month period)	2	110	1.82	5.12	5.64
Rate of removable appliances per 100 fixed appliances - completed treatment (rolling 12 month period)	1	83	1.20	3.95	4.81
% of courses of treatment with removable appliances only - proposed treatment (rolling 12 month period)	1	63	1.6%	1.8%	2.0%
% of courses of treatment with removable appliances only - completed treatment (rolling 12 month period)	0	45	0.0%	1.7%	1.5%
% of patients satisfied with the treatment they have received (rolling 12 month period)	3	3	100.0%	96.9%	96.0%

\* Figures in italics indicate that the base number is less than 100.

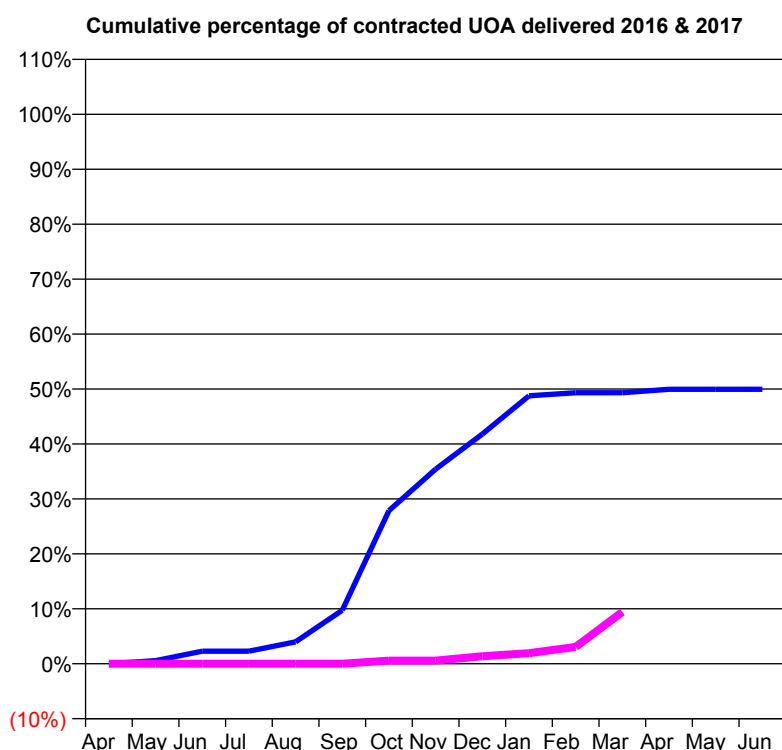
**Q66 - Vital Signs Orthodontic At a Glance Contract Report for 101192/0007 - March 2017**

Name or company name	Community Dental Centres Ltd
Contract type name	GDS Contract
Purpose of contract	General and Orthodontic
Contract start date	01/04/2006
Contract end date	

16/17 Contracted general activity (UDA)	36,000
Carry forward general activity (UDA)	0
16/17 Contracted orthodontic activity (UOA)	3,677
Carry forward orthodontic activity (UOA)	0
Baseline contract value	£1,196,190.31

**ACCESS**

	Contract	England and Wales
24 month ratio of assessments to patient IDs	1.01	1.09

**ACTIVITY**


Month	Adjusted Scheduled Activity (UOA)	
	2016	2017
April	0	0
May	21	0
June	84	0
July	84	0
August	147	0
September	358	0
October	1,025	21
November	1,302	21
December	1,537	50
January	1,793	71
February	1,814	113
March	1,814	347
April	1,837	
May	1,837	
June	1,837	

**QUALITY**

	Contract Quantity	Contract Base Number	Contract *	Region	England
% of all assessments that were assess and fit appliances (rolling 12 month period)	18	44	40.9%	58.8%	56.6%
% of all assessments that were assess and refuse (rolling 12 month period)	1	44	2.3%	10.3%	11.8%
% of all assessments that were assess and review (rolling 12 month period)	25	44	56.8%	30.9%	31.6%
% of terminated courses where treatment was abandoned or discontinued (rolling 12 month period)	0	1	0.0%	7.0%	7.7%
% of completed treatments indicating that PAR score was taken (year to date)	0	1	0.0%	55.6%	58.4%
Rate of removable appliances per 100 fixed appliances - proposed treatment (rolling 12 month period)	3	30	10.00	5.12	5.64
Rate of removable appliances per 100 fixed appliances - completed treatment (rolling 12 month period)	0	2	0.00	3.95	4.81
% of courses of treatment with removable appliances only - proposed treatment (rolling 12 month period)	3	18	16.7%	1.8%	2.0%
% of courses of treatment with removable appliances only - completed treatment (rolling 12 month period)	0	1	0.0%	1.7%	1.5%
% of patients satisfied with the treatment they have received (rolling 12 month period)	0	0	N/A	96.9%	96.0%

\* Figures in italics indicate that the base number is less than 100.

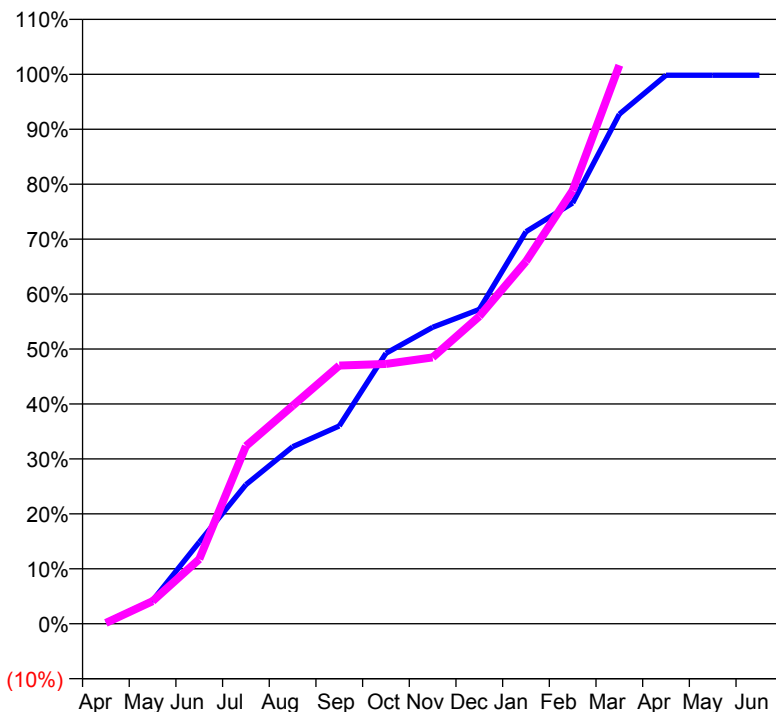
**Q66 - Vital Signs Orthodontic At a Glance Contract Report for 116106/0001 - March 2017**

Name or company name	Ward Dental Ltd
Contract type name	GDS Contract
Purpose of contract	General and Orthodontic
Contract start date	01/06/2007
Contract end date	

16/17 Contracted general activity (UDA)	1,378
Carry forward general activity (UDA)	-10
16/17 Contracted orthodontic activity (UOA)	650
Carry forward orthodontic activity (UOA)	1
Baseline contract value	£79,728.12

**ACCESS**

	Contract	England and Wales
24 month ratio of assessments to patient IDs	1.22	1.09

**ACTIVITY**
**Cumulative percentage of contracted UOA delivered 2016 & 2017**

**Adjusted Scheduled Activity (UOA)**

Month	2016	2017
April	2	1
May	28	27
June	97	76
July	165	210
August	209	258
September	234	305
October	320	307
November	351	315
December	372	364
January	464	429
February	498	513
March	603	661
April	649	
May	649	
June	649	

**QUALITY**

	Contract Quantity	Contract Base Number	Contract *	Region	England
% of all assessments that were assess and fit appliances (rolling 12 month period)	32	75	42.7%	58.8%	56.6%
% of all assessments that were assess and refuse (rolling 12 month period)	7	75	9.3%	10.3%	11.8%
% of all assessments that were assess and review (rolling 12 month period)	36	75	48.0%	30.9%	31.6%
% of terminated courses where treatment was abandoned or discontinued (rolling 12 month period)	3	22	13.6%	7.0%	7.7%
% of completed treatments indicating that PAR score was taken (year to date)	17	19	89.5%	55.6%	58.4%
Rate of removable appliances per 100 fixed appliances - proposed treatment (rolling 12 month period)	2	54	3.70	5.12	5.64
Rate of removable appliances per 100 fixed appliances - completed treatment (rolling 12 month period)	3	24	12.50	3.95	4.81
% of courses of treatment with removable appliances only - proposed treatment (rolling 12 month period)	1	32	3.1%	1.8%	2.0%
% of courses of treatment with removable appliances only - completed treatment (rolling 12 month period)	2	19	10.5%	1.7%	1.5%
% of patients satisfied with the treatment they have received (rolling 12 month period)	0	0	N/A	96.9%	96.0%

\* Figures in italics indicate that the base number is less than 100.

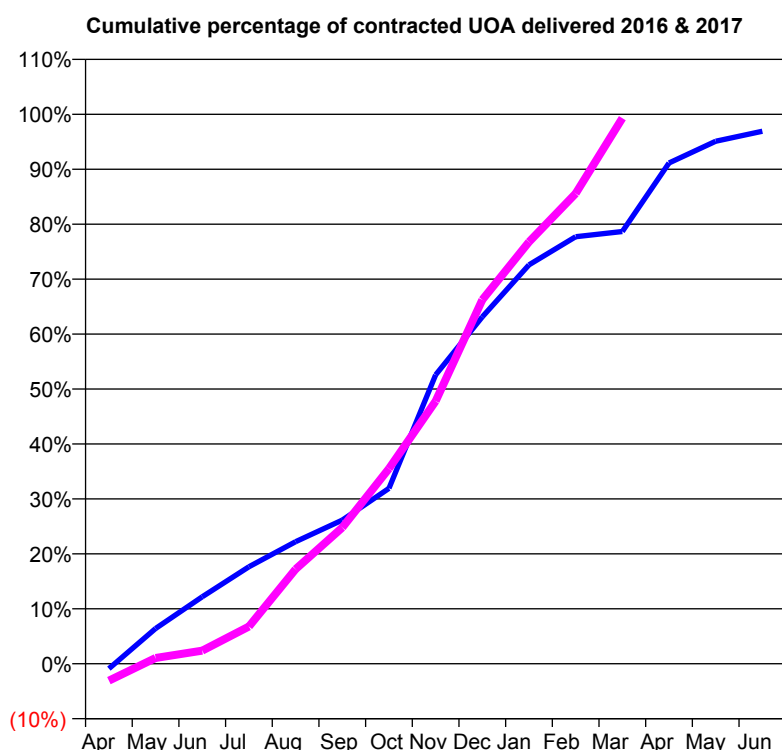
**Q66 - Vital Signs Orthodontic At a Glance Contract Report for 135402/0001 - March 2017**

Name or company name	River Practice Limited
Contract type name	PDS Contract
Purpose of contract	Orthodontic
Contract start date	01/04/2010
Contract end date	31/03/2018

16/17 Contracted general activity (UDA)	0
Carry forward general activity (UDA)	0
16/17 Contracted orthodontic activity (UOA)	7,000
Carry forward orthodontic activity (UOA)	216
Baseline contract value	£448,569.11

**ACCESS**

	Contract	England and Wales
24 month ratio of assessments to patient IDs	1.03	1.09

**ACTIVITY**


Month	Adjusted Scheduled Activity (UOA)	
	2016	2017
April	-63	-216
May	449	74
June	854	167
July	1,236	474
August	1,555	1,205
September	1,831	1,736
October	2,235	2,486
November	3,680	3,345
December	4,420	4,636
January	5,081	5,374
February	5,441	5,991
March	5,507	6,951
April	6,379	-
May	6,656	-
June	6,784	-

**QUALITY**

	Contract Quantity	Contract Base Number	Contract *	Region	England
% of all assessments that were assess and fit appliances (rolling 12 month period)	398	542	73.4%	58.8%	56.6%
% of all assessments that were assess and refuse (rolling 12 month period)	103	542	19.0%	10.3%	11.8%
% of all assessments that were assess and review (rolling 12 month period)	41	542	7.6%	30.9%	31.6%
% of terminated courses where treatment was abandoned or discontinued (rolling 12 month period)	19	369	5.1%	7.0%	7.7%
% of completed treatments indicating that PAR score was taken (year to date)	85	334	25.4%	55.6%	58.4%
Rate of removable appliances per 100 fixed appliances - proposed treatment (rolling 12 month period)	16	722	2.22	5.12	5.64
Rate of removable appliances per 100 fixed appliances - completed treatment (rolling 12 month period)	10	297	3.37	3.95	4.81
% of courses of treatment with removable appliances only - proposed treatment (rolling 12 month period)	7	398	1.8%	1.8%	2.0%
% of courses of treatment with removable appliances only - completed treatment (rolling 12 month period)	3	350	0.9%	1.7%	1.5%
% of patients satisfied with the treatment they have received (rolling 12 month period)	18	18	100.0%	96.9%	96.0%

\* Figures in italics indicate that the base number is less than 100.

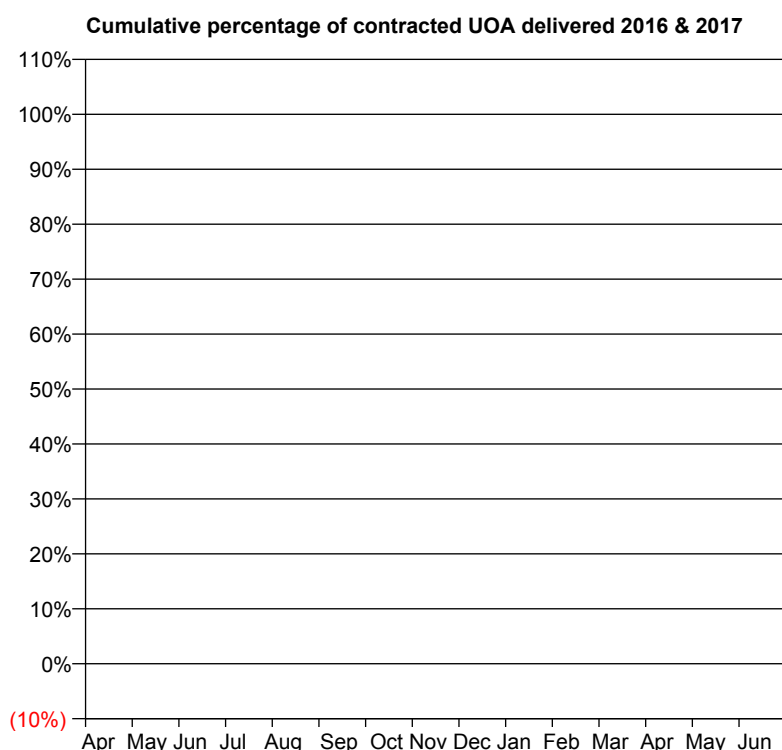
**Q66 - Vital Signs Orthodontic At a Glance Contract Report for 136212/0001 - March 2017**

Name or company name	PCH Dental CIC
Contract type name	PDS Contract
Purpose of contract	General
Contract start date	01/04/2013
Contract end date	30/09/2017

16/17 Contracted general activity (UDA)	46,000
Carry forward general activity (UDA)	0
16/17 Contracted orthodontic activity (UOA)	0
Carry forward orthodontic activity (UOA)	0
Baseline contract value	£6,567,165.56

**ACCESS**

	Contract	England and Wales
24 month ratio of assessments to patient IDs	1.02	1.09

**ACTIVITY**


Adjusted Scheduled Activity (UOA)		
Month	2016	2017
April	105	128
May	275	340
June	381	573
July	720	1,079
August	1,142	1,332
September	1,499	1,507
October	1,898	1,913
November	2,339	2,166
December	2,595	2,553
January	2,658	3,071
February	2,832	3,494
March	3,149	3,863
April	3,204	
May	3,206	
June	3,211	

**QUALITY**

	Contract Quantity	Contract Base Number	Contract *	Region	England
% of all assessments that were assess and fit appliances (rolling 12 month period)	186	288	64.6%	58.8%	56.6%
% of all assessments that were assess and refuse (rolling 12 month period)	65	288	22.6%	10.3%	11.8%
% of all assessments that were assess and review (rolling 12 month period)	37	288	12.8%	30.9%	31.6%
% of terminated courses where treatment was abandoned or discontinued (rolling 12 month period)	21	211	10.0%	7.0%	7.7%
% of completed treatments indicating that PAR score was taken (year to date)	166	190	87.4%	55.6%	58.4%
Rate of removable appliances per 100 fixed appliances - proposed treatment (rolling 12 month period)	9	243	3.70	5.12	5.64
Rate of removable appliances per 100 fixed appliances - completed treatment (rolling 12 month period)	2	284	0.70	3.95	4.81
% of courses of treatment with removable appliances only - proposed treatment (rolling 12 month period)	4	186	2.2%	1.8%	2.0%
% of courses of treatment with removable appliances only - completed treatment (rolling 12 month period)	0	190	0.0%	1.7%	1.5%
% of patients satisfied with the treatment they have received (rolling 12 month period)	7	7	100.0%	96.9%	96.0%

\* Figures in italics indicate that the base number is less than 100.

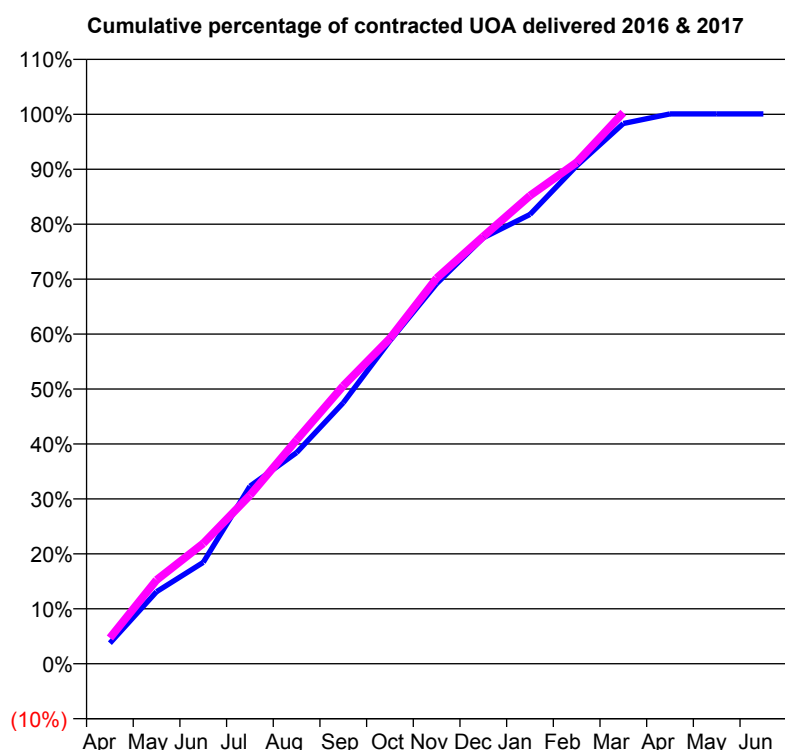
**Q66 - Vital Signs Orthodontic At a Glance Contract Report for 139173/0001 - March 2017**

Name or company name	North Devon Orthodontic Centre Limited
Contract type name	PDS Contract
Purpose of contract	Orthodontic
Contract start date	01/05/2009
Contract end date	31/03/2018

16/17 Contracted general activity (UDA)	0
Carry forward general activity (UDA)	0
16/17 Contracted orthodontic activity (UOA)	12,111
Carry forward orthodontic activity (UOA)	0
Baseline contract value	£785,444.85

**ACCESS**

	Contract	England and Wales
24 month ratio of assessments to patient IDs	1.04	1.09

**ACTIVITY**


Month	Adjusted Scheduled Activity (UOA)	
	2016	2017
April	455	570
May	1,590	1,846
June	2,236	2,653
July	3,913	3,714
August	4,654	4,932
September	5,753	6,125
October	7,121	7,173
November	8,378	8,499
December	9,390	9,418
January	9,902	10,318
February	10,976	11,048
March	11,909	12,149
April	12,120	
May	12,120	
June	12,120	

**QUALITY**

	Contract Quantity	Contract Base Number	Contract *	Region	England
% of all assessments that were assess and fit appliances (rolling 12 month period)	590	724	81.5%	58.8%	56.6%
% of all assessments that were assess and refuse (rolling 12 month period)	28	724	3.9%	10.3%	11.8%
% of all assessments that were assess and review (rolling 12 month period)	106	724	14.6%	30.9%	31.6%
% of terminated courses where treatment was abandoned or discontinued (rolling 12 month period)	38	533	7.1%	7.0%	7.7%
% of completed treatments indicating that PAR score was taken (year to date)	177	495	35.8%	55.6%	58.4%
Rate of removable appliances per 100 fixed appliances - proposed treatment (rolling 12 month period)	13	1,155	1.13	5.12	5.64
Rate of removable appliances per 100 fixed appliances - completed treatment (rolling 12 month period)	4	976	0.41	3.95	4.81
% of courses of treatment with removable appliances only - proposed treatment (rolling 12 month period)	3	590	0.5%	1.8%	2.0%
% of courses of treatment with removable appliances only - completed treatment (rolling 12 month period)	0	495	0.0%	1.7%	1.5%
% of patients satisfied with the treatment they have received (rolling 12 month period)	34	35	97.1%	96.9%	96.0%

\* Figures in italics indicate that the base number is less than 100.



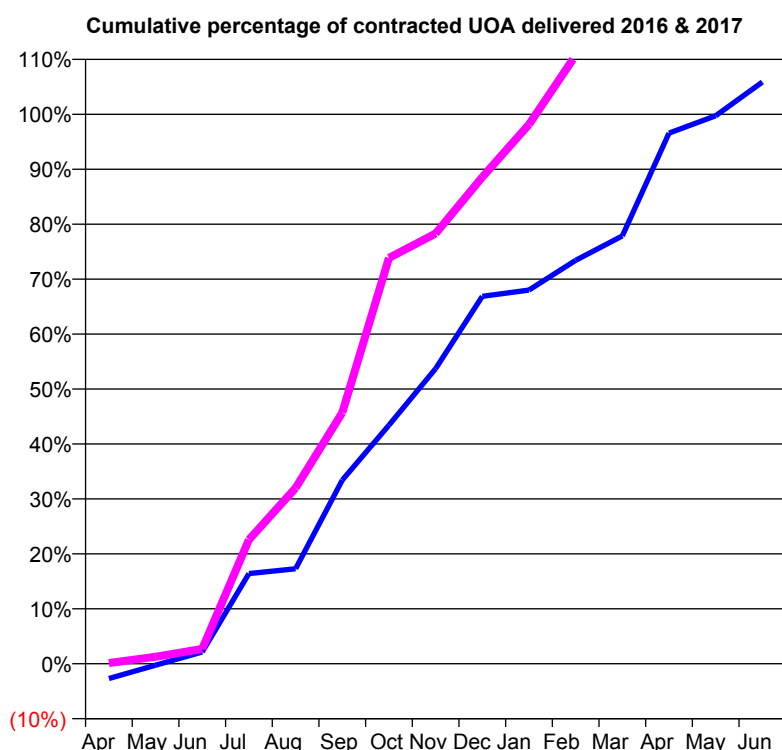
**Q66 - Vital Signs Orthodontic At a Glance Contract Report for 141461/0001 - March 2017**

Name or company name	Queen Annes Dental Practice Limited
Contract type name	GDS Contract
Purpose of contract	General and Orthodontic
Contract start date	01/10/2007
Contract end date	

16/17 Contracted general activity (UDA)	14,575
Carry forward general activity (UDA)	0
16/17 Contracted orthodontic activity (UOA)	700
Carry forward orthodontic activity (UOA)	0
Baseline contract value	£437,364.80

**ACCESS**

	Contract	England and Wales
24 month ratio of assessments to patient IDs	1.37	1.09

**ACTIVITY**


Month	Adjusted Scheduled Activity (UOA)	
	2016	2017
April	-19	1
May	-2	9
June	15	19
July	115	158
August	121	224
September	234	320
October	304	517
November	376	548
December	468	620
January	476	687
February	514	775
March	545	777
April	676	
May	698	
June	741	

**QUALITY**

	Contract Quantity	Contract Base Number	Contract *	Region	England
% of all assessments that were assess and fit appliances (rolling 12 month period)	44	129	34.1%	58.8%	56.6%
% of all assessments that were assess and refuse (rolling 12 month period)	11	129	8.5%	10.3%	11.8%
% of all assessments that were assess and review (rolling 12 month period)	74	129	57.4%	30.9%	31.6%
% of terminated courses where treatment was abandoned or discontinued (rolling 12 month period)	4	52	7.7%	7.0%	7.7%
% of completed treatments indicating that PAR score was taken (year to date)	44	48	91.7%	55.6%	58.4%
Rate of removable appliances per 100 fixed appliances - proposed treatment (rolling 12 month period)	2	0	N/A	5.12	5.64
Rate of removable appliances per 100 fixed appliances - completed treatment (rolling 12 month period)	3	74	4.05	3.95	4.81
% of courses of treatment with removable appliances only - proposed treatment (rolling 12 month period)	2	44	4.5%	1.8%	2.0%
% of courses of treatment with removable appliances only - completed treatment (rolling 12 month period)	1	48	2.1%	1.7%	1.5%
% of patients satisfied with the treatment they have received (rolling 12 month period)	1	1	100.0%	96.9%	96.0%

\* Figures in italics indicate that the base number is less than 100.

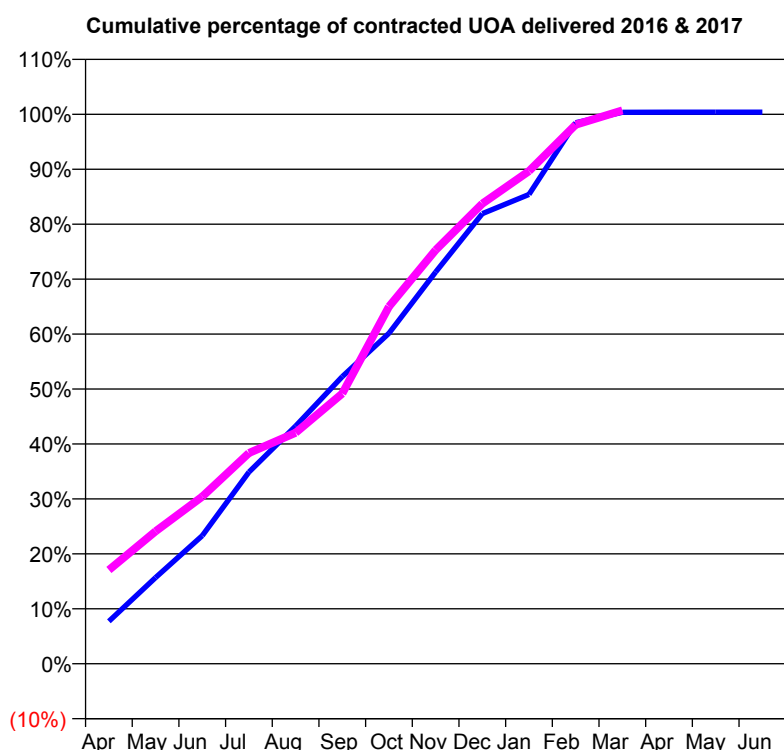
**Q66 - Vital Signs Orthodontic At a Glance Contract Report for 163651/0001 - March 2017**

Name or company name	Plymouth Orthodontics Ltd
Contract type name	PDS Contract
Purpose of contract	Orthodontic
Contract start date	01/04/2008
Contract end date	31/03/2018

16/17 Contracted general activity (UDA)	0
Carry forward general activity (UDA)	0
16/17 Contracted orthodontic activity (UOA)	2,485
Carry forward orthodontic activity (UOA)	0
Baseline contract value	£161,133.93

**ACCESS**

	Contract	England and Wales
24 month ratio of assessments to patient IDs	1.01	1.09

**ACTIVITY**


Month	Adjusted Scheduled Activity (UOA)	
	2016	2017
April	192	424
May	390	599
June	579	756
July	867	953
August	1,075	1,045
September	1,299	1,222
October	1,495	1,615
November	1,772	1,871
December	2,036	2,081
January	2,123	2,228
February	2,447	2,438
March	2,494	2,502
April	2,495	
May	2,495	
June	2,495	

**QUALITY**

	Contract Quantity	Contract Base Number	Contract *	Region	England
% of all assessments that were assess and fit appliances (rolling 12 month period)	116	183	63.4%	58.8%	56.6%
% of all assessments that were assess and refuse (rolling 12 month period)	8	183	4.4%	10.3%	11.8%
% of all assessments that were assess and review (rolling 12 month period)	59	183	32.2%	30.9%	31.6%
% of terminated courses where treatment was abandoned or discontinued (rolling 12 month period)	6	88	6.8%	7.0%	7.7%
% of completed treatments indicating that PAR score was taken (year to date)	75	82	91.5%	55.6%	58.4%
Rate of removable appliances per 100 fixed appliances - proposed treatment (rolling 12 month period)	11	232	4.74	5.12	5.64
Rate of removable appliances per 100 fixed appliances - completed treatment (rolling 12 month period)	8	160	5.00	3.95	4.81
% of courses of treatment with removable appliances only - proposed treatment (rolling 12 month period)	0	116	0.0%	1.8%	2.0%
% of courses of treatment with removable appliances only - completed treatment (rolling 12 month period)	2	82	2.4%	1.7%	1.5%
% of patients satisfied with the treatment they have received (rolling 12 month period)	2	2	100.0%	96.9%	96.0%

\* Figures in italics indicate that the base number is less than 100.

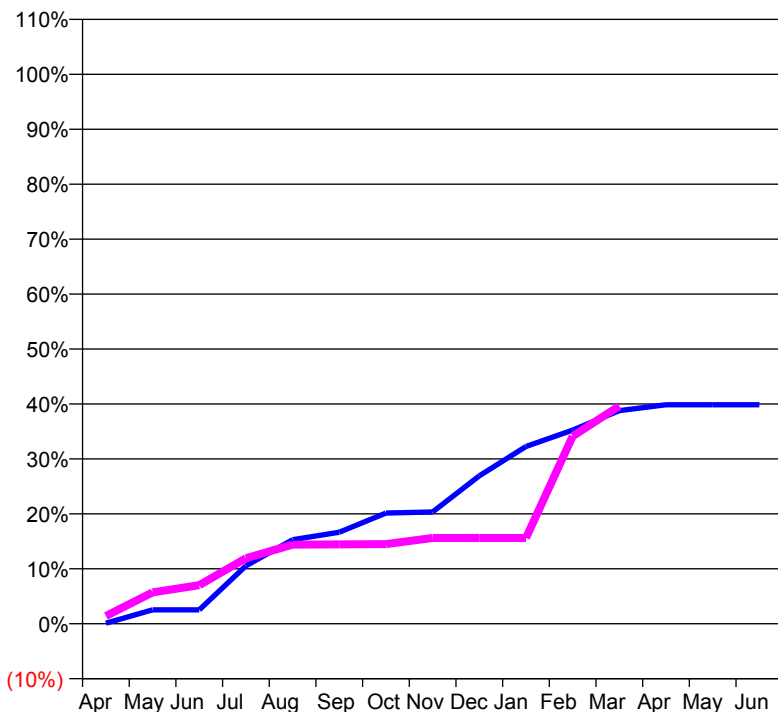
**Q66 - Vital Signs Orthodontic At a Glance Contract Report for 165298/0001 - March 2017**

Name or company name	Plymouth Community Dental Services Limit
Contract type name	PDS Contract
Purpose of contract	General and Orthodontic
Contract start date	01/10/2013
Contract end date	30/09/2017

16/17 Contracted general activity (UDA)	29,150
Carry forward general activity (UDA)	0
16/17 Contracted orthodontic activity (UOA)	1,980
Carry forward orthodontic activity (UOA)	0
Baseline contract value	£2,899,785.21

**ACCESS**

	Contract	England and Wales
24 month ratio of assessments to patient IDs	1.08	1.09

**ACTIVITY**
**Cumulative percentage of contracted UOA delivered 2016 & 2017**

**Adjusted Scheduled Activity (UOA)**

Month	2016	2017
April	2	28
May	50	113
June	50	139
July	209	236
August	303	285
September	330	286
October	399	287
November	403	309
December	533	309
January	639	309
February	698	676
March	768	785
April	789	
May	789	
June	789	

**QUALITY**

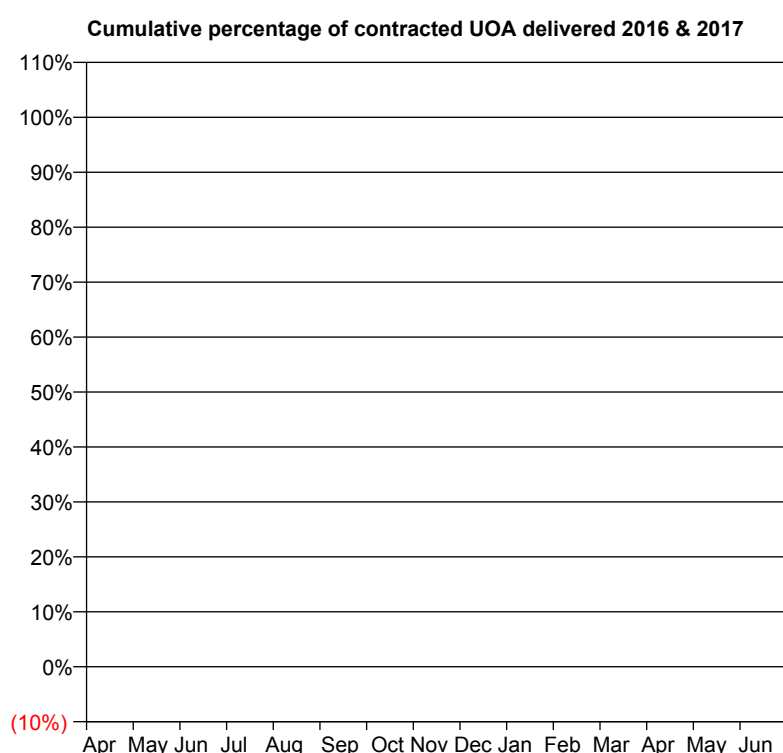
	Contract Quantity	Contract Base Number	Contract *	Region	England
% of all assessments that were assess and fit appliances (rolling 12 month period)	36	120	30.0%	58.8%	56.6%
% of all assessments that were assess and refuse (rolling 12 month period)	5	120	4.2%	10.3%	11.8%
% of all assessments that were assess and review (rolling 12 month period)	79	120	65.8%	30.9%	31.6%
% of terminated courses where treatment was abandoned or discontinued (rolling 12 month period)	1	20	5.0%	7.0%	7.7%
% of completed treatments indicating that PAR score was taken (year to date)	0	19	0.0%	55.6%	58.4%
Rate of removable appliances per 100 fixed appliances - proposed treatment (rolling 12 month period)	0	0	N/A	5.12	5.64
Rate of removable appliances per 100 fixed appliances - completed treatment (rolling 12 month period)	0	0	N/A	3.95	4.81
% of courses of treatment with removable appliances only - proposed treatment (rolling 12 month period)	0	36	0.0%	1.8%	2.0%
% of courses of treatment with removable appliances only - completed treatment (rolling 12 month period)	0	19	0.0%	1.7%	1.5%
% of patients satisfied with the treatment they have received (rolling 12 month period)	1	1	100.0%	96.9%	96.0%

\* Figures in italics indicate that the base number is less than 100.

**Q66 - Vital Signs Orthodontic At a Glance Contract Report for 167827/0001 - March 2017**

Name or company name	Tully Crine LTD	16/17 Contracted general activity (UDA)	12,000
Contract type name	GDS Contract	Carry forward general activity (UDA)	0
Purpose of contract	General	16/17 Contracted orthodontic activity (UOA)	0
Contract start date	01/07/2011	Carry forward orthodontic activity (UOA)	0
Contract end date		Baseline contract value	£311,275.27

ACCESS	Contract	England and Wales
24 month ratio of assessments to patient IDs	1.00	1.09

**ACTIVITY**


Month	Adjusted Scheduled Activity (UOA)	
	2016	2017
April	0	0
May	0	0
June	0	0
July	0	0
August	0	0
September	0	0
October	0	1
November	0	1
December	0	1
January	0	1
February	0	1
March	0	1
April	1	
May	1	
June	1	

**QUALITY**

	Contract Quantity	Contract Base Number	Contract *	Region	England
% of all assessments that were assess and fit appliances (rolling 12 month period)	0	2	0.0%	58.8%	56.6%
% of all assessments that were assess and refuse (rolling 12 month period)	1	2	50.0%	10.3%	11.8%
% of all assessments that were assess and review (rolling 12 month period)	1	2	50.0%	30.9%	31.6%
% of terminated courses where treatment was abandoned or discontinued (rolling 12 month period)	0	0	N/A	7.0%	7.7%
% of completed treatments indicating that PAR score was taken (year to date)	0	0	N/A	55.6%	58.4%
Rate of removable appliances per 100 fixed appliances - proposed treatment (rolling 12 month period)	0	0	N/A	5.12	5.64
Rate of removable appliances per 100 fixed appliances - completed treatment (rolling 12 month period)	0	0	N/A	3.95	4.81
% of courses of treatment with removable appliances only - proposed treatment (rolling 12 month period)	0	0	N/A	1.8%	2.0%
% of courses of treatment with removable appliances only - completed treatment (rolling 12 month period)	0	0	N/A	1.7%	1.5%
% of patients satisfied with the treatment they have received (rolling 12 month period)	0	0	N/A	96.9%	96.0%

\* Figures in italics indicate that the base number is less than 100.

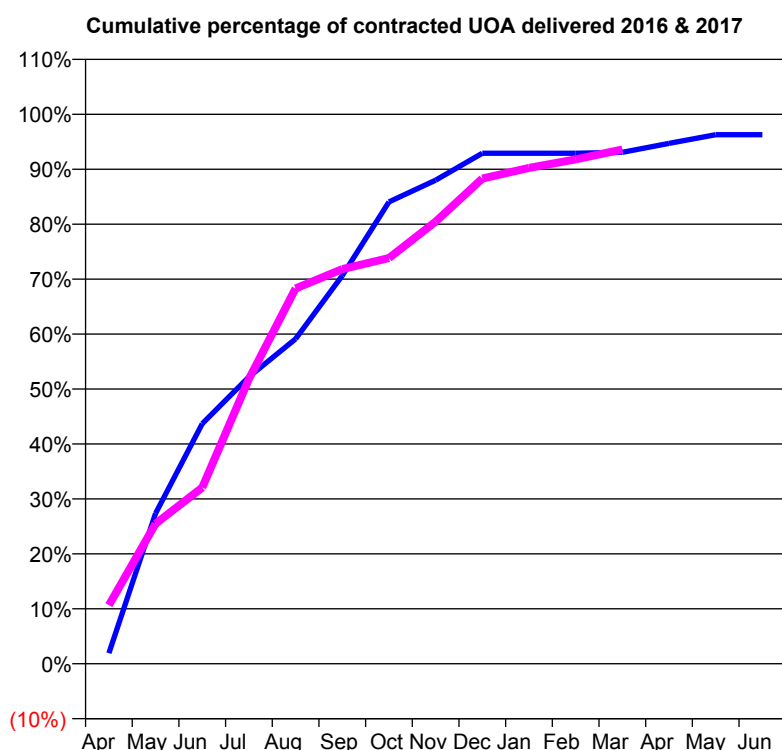
**Q66 - Vital Signs Orthodontic At a Glance Contract Report for 167827/0002 - March 2017**

Name or company name	Tully Crine LTD
Contract type name	PDS Contract
Purpose of contract	Orthodontic
Contract start date	01/07/2011
Contract end date	31/03/2018

16/17 Contracted general activity (UDA)	0
Carry forward general activity (UDA)	0
16/17 Contracted orthodontic activity (UOA)	1,341
Carry forward orthodontic activity (UOA)	50
Baseline contract value	£86,953.76

**ACCESS**

	Contract	England and Wales
24 month ratio of assessments to patient IDs	1.08	1.09

**ACTIVITY**


Month	Adjusted Scheduled Activity (UOA)	
	2016	2017
April	26	143
May	367	342
June	586	430
July	700	695
August	793	916
September	947	963
October	1,127	990
November	1,180	1,079
December	1,246	1,184
January	1,246	1,210
February	1,246	1,231
March	1,248	1,255
April	1,270	
May	1,291	
June	1,291	

**QUALITY**

	Contract Quantity	Contract Base Number	Contract *	Region	England
% of all assessments that were assess and fit appliances (rolling 12 month period)	63	151	41.7%	58.8%	56.6%
% of all assessments that were assess and refuse (rolling 12 month period)	46	151	30.5%	10.3%	11.8%
% of all assessments that were assess and review (rolling 12 month period)	42	151	27.8%	30.9%	31.6%
% of terminated courses where treatment was abandoned or discontinued (rolling 12 month period)	4	58	6.9%	7.0%	7.7%
% of completed treatments indicating that PAR score was taken (year to date)	0	54	0.0%	55.6%	58.4%
Rate of removable appliances per 100 fixed appliances - proposed treatment (rolling 12 month period)	0	90	0.00	5.12	5.64
Rate of removable appliances per 100 fixed appliances - completed treatment (rolling 12 month period)	0	69	0.00	3.95	4.81
% of courses of treatment with removable appliances only - proposed treatment (rolling 12 month period)	0	63	0.0%	1.8%	2.0%
% of courses of treatment with removable appliances only - completed treatment (rolling 12 month period)	0	54	0.0%	1.7%	1.5%
% of patients satisfied with the treatment they have received (rolling 12 month period)	5	5	100.0%	96.9%	96.0%

\* Figures in italics indicate that the base number is less than 100.

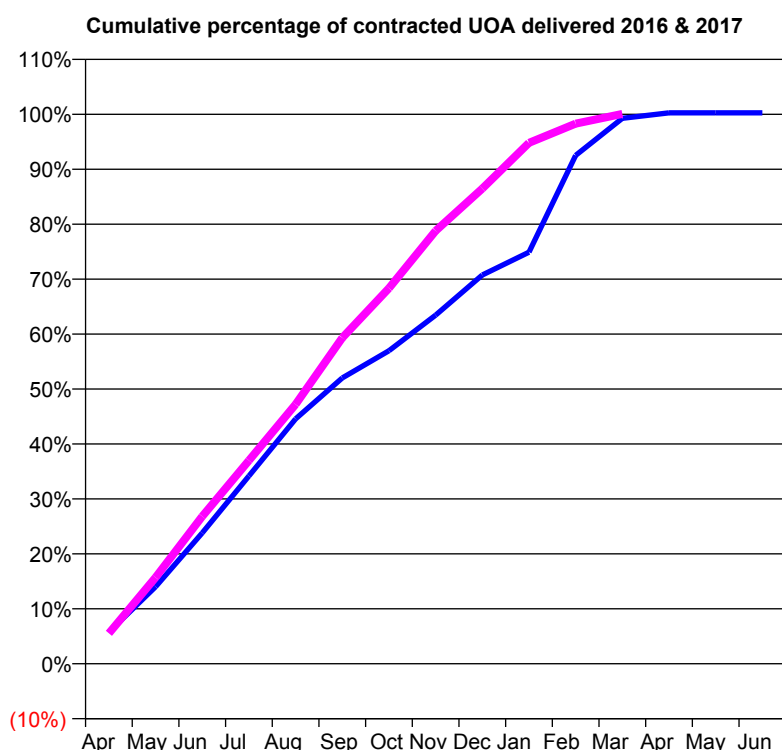
**Q66 - Vital Signs Orthodontic At a Glance Contract Report for 172685/0001 - March 2017**

Name or company name	Devon Square Orthodontics Ltd
Contract type name	PDS Contract
Purpose of contract	Orthodontic
Contract start date	01/12/2013
Contract end date	31/03/2018

16/17 Contracted general activity (UDA)	0
Carry forward general activity (UDA)	0
16/17 Contracted orthodontic activity (UOA)	17,980
Carry forward orthodontic activity (UOA)	0
Baseline contract value	£1,144,435.71

**ACCESS**

	Contract	England and Wales
24 month ratio of assessments to patient IDs	1.04	1.09

**ACTIVITY**


Month	Adjusted Scheduled Activity (UOA)	
	2016	2017
April	1,037	997
May	2,519	2,827
June	4,282	4,823
July	6,146	6,651
August	8,011	8,488
September	9,354	10,665
October	10,244	12,289
November	11,408	14,167
December	12,722	15,548
January	13,465	17,047
February	16,636	17,672
March	17,846	17,990
April	18,026	
May	18,026	
June	18,026	

**QUALITY**

	Contract Quantity	Contract Base Number	Contract *	Region	England
% of all assessments that were assess and fit appliances (rolling 12 month period)	864	1,230	70.2%	58.8%	56.6%
% of all assessments that were assess and refuse (rolling 12 month period)	90	1,230	7.3%	10.3%	11.8%
% of all assessments that were assess and review (rolling 12 month period)	276	1,230	22.4%	30.9%	31.6%
% of terminated courses where treatment was abandoned or discontinued (rolling 12 month period)	51	902	5.7%	7.0%	7.7%
% of completed treatments indicating that PAR score was taken (year to date)	837	851	98.4%	55.6%	58.4%
Rate of removable appliances per 100 fixed appliances - proposed treatment (rolling 12 month period)	15	1,696	0.88	5.12	5.64
Rate of removable appliances per 100 fixed appliances - completed treatment (rolling 12 month period)	43	1,665	2.58	3.95	4.81
% of courses of treatment with removable appliances only - proposed treatment (rolling 12 month period)	8	864	0.9%	1.8%	2.0%
% of courses of treatment with removable appliances only - completed treatment (rolling 12 month period)	9	851	1.1%	1.7%	1.5%
% of patients satisfied with the treatment they have received (rolling 12 month period)	36	37	97.3%	96.9%	96.0%

\* Figures in italics indicate that the base number is less than 100.

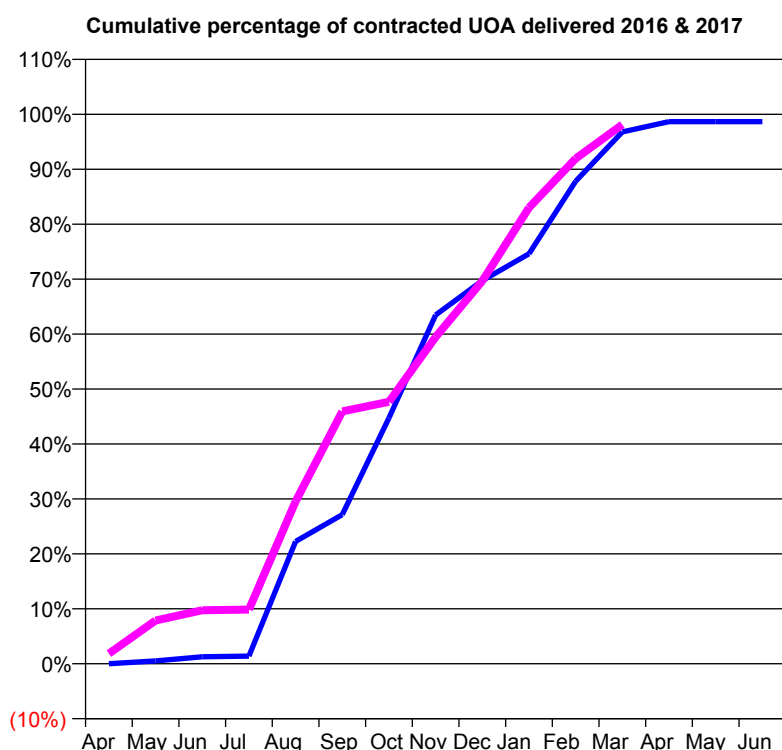
**Q66 - Vital Signs Orthodontic At a Glance Contract Report for 175064/0002 - March 2017**

Name or company name	Milehouse Dental Care Ltd
Contract type name	GDS Contract
Purpose of contract	Orthodontic
Contract start date	01/09/2012
Contract end date	

16/17 Contracted general activity (UDA)	0
Carry forward general activity (UDA)	0
16/17 Contracted orthodontic activity (UOA)	1,500
Carry forward orthodontic activity (UOA)	20
Baseline contract value	£97,264.60

**ACCESS**

	Contract	England and Wales
24 month ratio of assessments to patient IDs	1.23	1.09

**ACTIVITY**


Month	Adjusted Scheduled Activity (UOA)	
	2016	2017
April	0	28
May	8	118
June	19	146
July	21	148
August	334	443
September	407	689
October	671	715
November	952	892
December	1,046	1,045
January	1,119	1,245
February	1,317	1,379
March	1,452	1,472
April	1,480	
May	1,480	
June	1,480	

**QUALITY**

	Contract Quantity	Contract Base Number	Contract *	Region	England
% of all assessments that were assess and fit appliances (rolling 12 month period)	67	180	37.2%	58.8%	56.6%
% of all assessments that were assess and refuse (rolling 12 month period)	3	180	1.7%	10.3%	11.8%
% of all assessments that were assess and review (rolling 12 month period)	110	180	61.1%	30.9%	31.6%
% of terminated courses where treatment was abandoned or discontinued (rolling 12 month period)	2	11	18.2%	7.0%	7.7%
% of completed treatments indicating that PAR score was taken (year to date)	8	9	88.9%	55.6%	58.4%
Rate of removable appliances per 100 fixed appliances - proposed treatment (rolling 12 month period)	2	94	2.13	5.12	5.64
Rate of removable appliances per 100 fixed appliances - completed treatment (rolling 12 month period)	0	0	N/A	3.95	4.81
% of courses of treatment with removable appliances only - proposed treatment (rolling 12 month period)	2	67	3.0%	1.8%	2.0%
% of courses of treatment with removable appliances only - completed treatment (rolling 12 month period)	0	9	0.0%	1.7%	1.5%
% of patients satisfied with the treatment they have received (rolling 12 month period)	4	4	100.0%	96.9%	96.0%

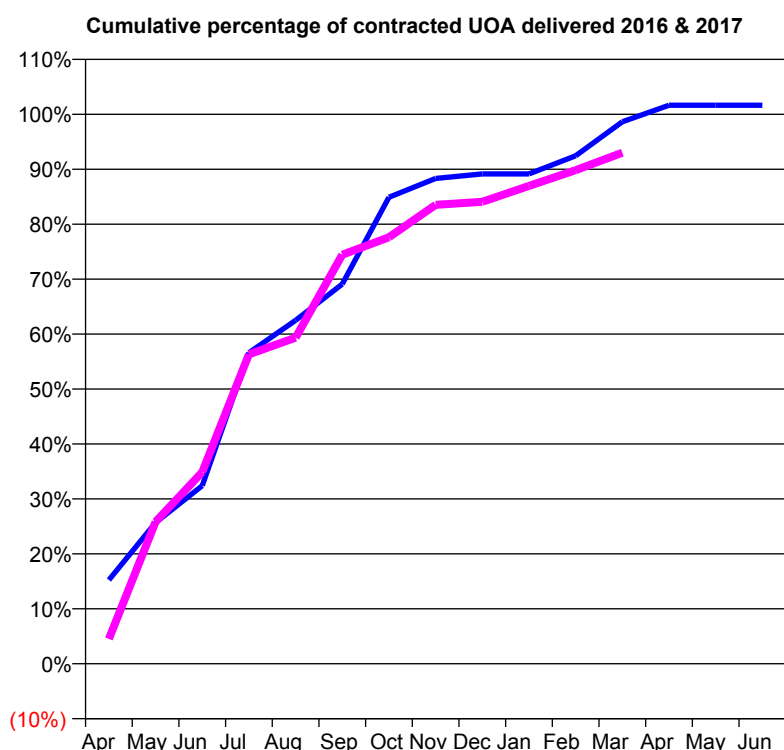
\* Figures in italics indicate that the base number is less than 100.

**Q66 - Vital Signs Orthodontic At a Glance Contract Report for 177091/0002 - March 2017**

Name or company name	Highland Dental Care Ltd
Contract type name	GDS Contract
Purpose of contract	Orthodontic
Contract start date	01/08/2007
Contract end date	

16/17 Contracted general activity (UDA)	0
Carry forward general activity (UDA)	0
16/17 Contracted orthodontic activity (UOA)	728
Carry forward orthodontic activity (UOA)	0
Baseline contract value	£47,205.75

ACCESS	Contract	England and Wales
24 month ratio of assessments to patient IDs	1.18	1.09

**ACTIVITY**


Month	Adjusted Scheduled Activity (UOA)	
	2016	2017
April	111	33
May	187	188
June	236	254
July	412	410
August	455	432
September	503	542
October	618	565
November	643	608
December	649	612
January	649	633
February	673	654
March	718	677
April	740	
May	740	
June	740	

QUALITY	Contract Quantity	Contract Base Number	Contract *	Region	England
% of all assessments that were assess and fit appliances (rolling 12 month period)	31	80	38.8%	58.8%	56.6%
% of all assessments that were assess and refuse (rolling 12 month period)	22	80	27.5%	10.3%	11.8%
% of all assessments that were assess and review (rolling 12 month period)	27	80	33.8%	30.9%	31.6%
% of terminated courses where treatment was abandoned or discontinued (rolling 12 month period)	1	32	3.1%	7.0%	7.7%
% of completed treatments indicating that PAR score was taken (year to date)	30	31	96.8%	55.6%	58.4%
Rate of removable appliances per 100 fixed appliances - proposed treatment (rolling 12 month period)	2	24	8.33	5.12	5.64
Rate of removable appliances per 100 fixed appliances - completed treatment (rolling 12 month period)	0	24	0.00	3.95	4.81
% of courses of treatment with removable appliances only - proposed treatment (rolling 12 month period)	2	31	6.5%	1.8%	2.0%
% of courses of treatment with removable appliances only - completed treatment (rolling 12 month period)	0	31	0.0%	1.7%	1.5%
% of patients satisfied with the treatment they have received (rolling 12 month period)	0	0	N/A	96.9%	96.0%

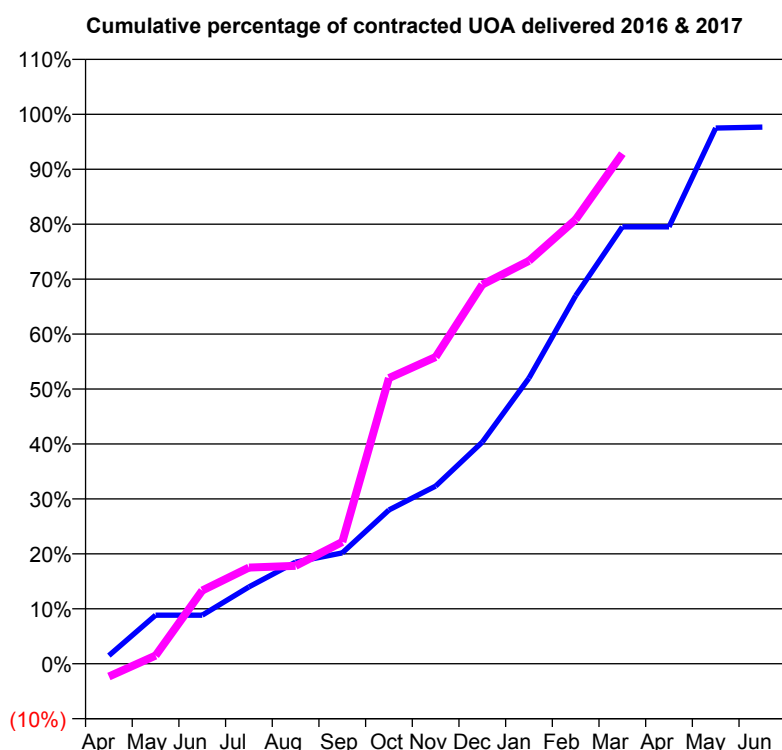
\* Figures in italics indicate that the base number is less than 100.



**Q66 - Vital Signs Orthodontic At a Glance Contract Report for 195715/0001 - March 2017**

Name or company name	Tor Lodge Dental Partnership	16/17 Contracted general activity (UDA)	465
Contract type name	GDS Contract	Carry forward general activity (UDA)	-9
Purpose of contract	General and Orthodontic	16/17 Contracted orthodontic activity (UOA)	600
Contract start date	15/11/2013	Carry forward orthodontic activity (UOA)	14
Contract end date		Baseline contract value	£53,623.96

ACCESS	Contract	England and Wales
24 month ratio of assessments to patient IDs	1.56	1.09

**ACTIVITY**


Month	Adjusted Scheduled Activity (UOA)	
	2016	2017
April	9	-14
May	53	9
June	53	80
July	84	105
August	111	107
September	121	133
October	168	312
November	194	335
December	242	414
January	312	440
February	402	485
March	477	557
April	477	
May	585	
June	586	

QUALITY	Contract Quantity	Contract Base Number	Contract *	Region	England
% of all assessments that were assess and fit appliances (rolling 12 month period)	28	128	21.9%	58.8%	56.6%
% of all assessments that were assess and refuse (rolling 12 month period)	0	128	0.0%	10.3%	11.8%
% of all assessments that were assess and review (rolling 12 month period)	100	128	78.1%	30.9%	31.6%
% of terminated courses where treatment was abandoned or discontinued (rolling 12 month period)	0	29	0.0%	7.0%	7.7%
% of completed treatments indicating that PAR score was taken (year to date)	29	29	100.0%	55.6%	58.4%
Rate of removable appliances per 100 fixed appliances - proposed treatment (rolling 12 month period)	0	1	0.00	5.12	5.64
Rate of removable appliances per 100 fixed appliances - completed treatment (rolling 12 month period)	0	0	N/A	3.95	4.81
% of courses of treatment with removable appliances only - proposed treatment (rolling 12 month period)	0	28	0.0%	1.8%	2.0%
% of courses of treatment with removable appliances only - completed treatment (rolling 12 month period)	0	29	0.0%	1.7%	1.5%
% of patients satisfied with the treatment they have received (rolling 12 month period)	1	1	100.0%	96.9%	96.0%

\* Figures in italics indicate that the base number is less than 100.

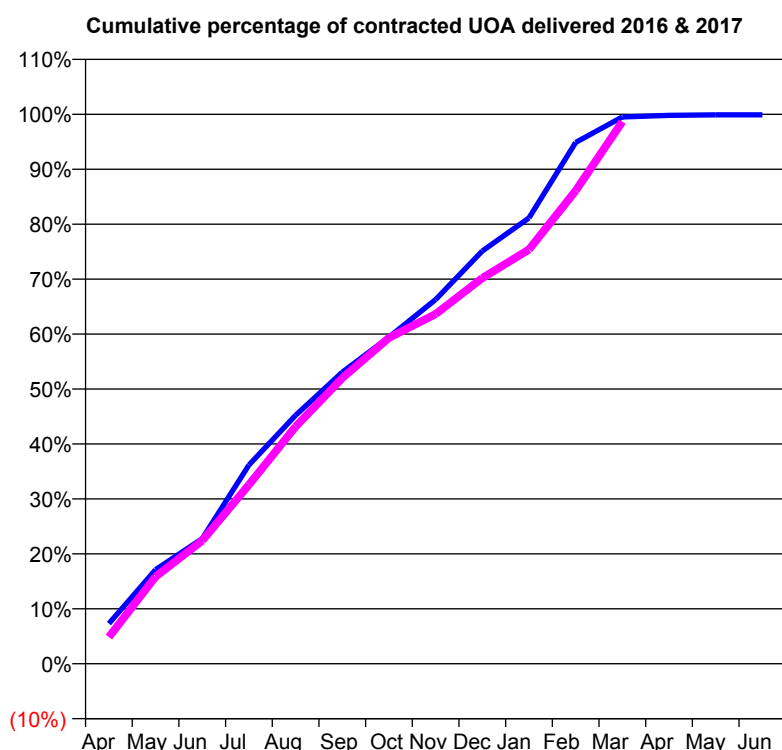
**Q66 - Vital Signs Orthodontic At a Glance Contract Report for 199834/0001 - March 2017**

Name or company name	The Crescent Specialist Dental Centre
Contract type name	PDS Contract
Purpose of contract	Orthodontic
Contract start date	01/04/2008
Contract end date	31/03/2018

16/17 Contracted general activity (UDA)	0
Carry forward general activity (UDA)	0
16/17 Contracted orthodontic activity (UOA)	23,062
Carry forward orthodontic activity (UOA)	22
Baseline contract value	£1,528,328.72

**ACCESS**

	Contract	England and Wales
24 month ratio of assessments to patient IDs	1.07	1.09

**ACTIVITY**


Month	Adjusted Scheduled Activity (UOA)	
	2016	2017
April	1,688	1,122
May	3,951	3,656
June	5,253	5,169
July	8,343	7,511
August	10,430	9,956
September	12,238	11,993
October	13,711	13,683
November	15,287	14,679
December	17,322	16,187
January	18,709	17,388
February	21,881	19,852
March	22,949	22,750
April	23,017	
May	23,038	
June	23,040	

**QUALITY**

	Contract Quantity	Contract Base Number	Contract *	Region	England
% of all assessments that were assess and fit appliances (rolling 12 month period)	1,072	2,248	47.7%	58.8%	56.6%
% of all assessments that were assess and refuse (rolling 12 month period)	296	2,248	13.2%	10.3%	11.8%
% of all assessments that were assess and review (rolling 12 month period)	880	2,248	39.1%	30.9%	31.6%
% of terminated courses where treatment was abandoned or discontinued (rolling 12 month period)	22	780	2.8%	7.0%	7.7%
% of completed treatments indicating that PAR score was taken (year to date)	1	758	0.1%	55.6%	58.4%
Rate of removable appliances per 100 fixed appliances - proposed treatment (rolling 12 month period)	42	2,025	2.07	5.12	5.64
Rate of removable appliances per 100 fixed appliances - completed treatment (rolling 12 month period)	39	1,442	2.70	3.95	4.81
% of courses of treatment with removable appliances only - proposed treatment (rolling 12 month period)	29	1,072	2.7%	1.8%	2.0%
% of courses of treatment with removable appliances only - completed treatment (rolling 12 month period)	20	758	2.6%	1.7%	1.5%
% of patients satisfied with the treatment they have received (rolling 12 month period)	26	27	96.3%	96.9%	96.0%

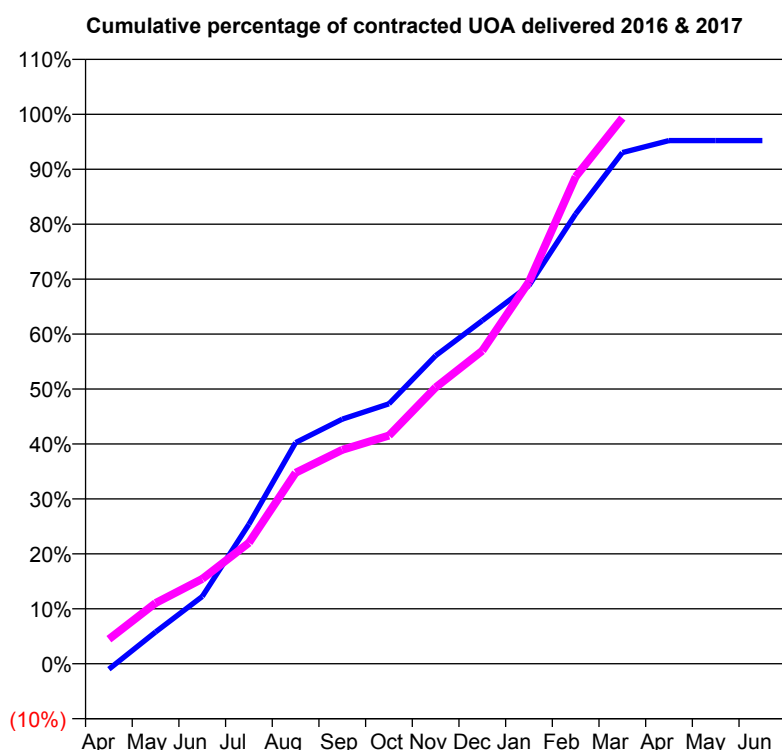
\* Figures in italics indicate that the base number is less than 100.

**Q66 - Vital Signs Orthodontic At a Glance Contract Report for 229342/0001 - March 2017**

Name or company name	MR IJ MILLS
Contract type name	GDS Contract
Purpose of contract	General and Orthodontic
Contract start date	01/04/2006
Contract end date	

16/17 Contracted general activity (UDA)	17,125
Carry forward general activity (UDA)	8
16/17 Contracted orthodontic activity (UOA)	1,004
Carry forward orthodontic activity (UOA)	0
Baseline contract value	£706,703.17

ACCESS	Contract	England and Wales
24 month ratio of assessments to patient IDs	1.05	1.09

**ACTIVITY**


Month	Adjusted Scheduled Activity (UOA)	
	2016	2017
April	-10	45
May	58	111
June	123	155
July	255	221
August	404	349
September	447	391
October	475	417
November	563	505
December	627	572
January	691	698
February	822	890
March	934	997
April	956	
May	956	
June	956	

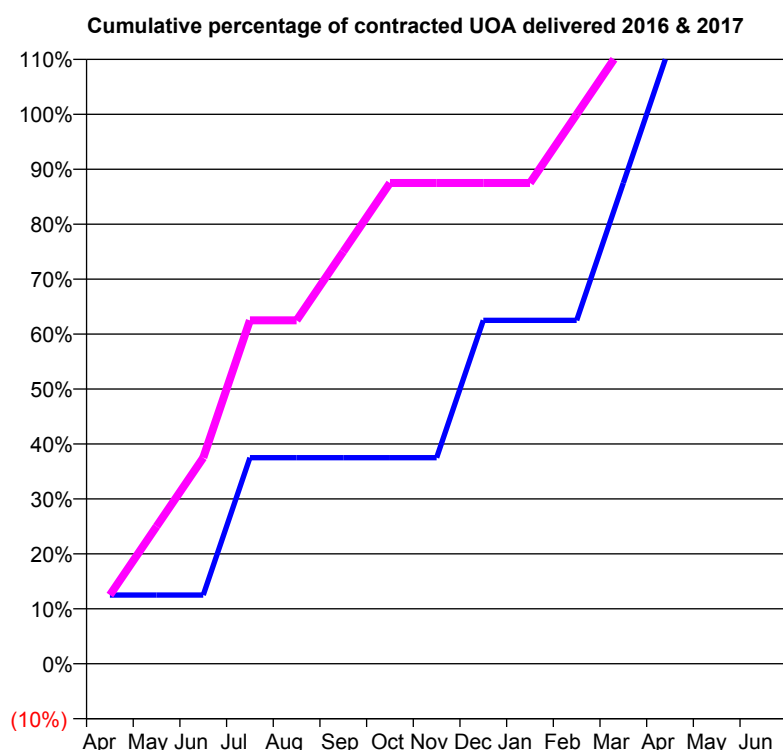
QUALITY	Contract Quantity	Contract Base Number	Contract *	Region	England
% of all assessments that were assess and fit appliances (rolling 12 month period)	47	79	59.5%	58.8%	56.6%
% of all assessments that were assess and refuse (rolling 12 month period)	5	79	6.3%	10.3%	11.8%
% of all assessments that were assess and review (rolling 12 month period)	27	79	34.2%	30.9%	31.6%
% of terminated courses where treatment was abandoned or discontinued (rolling 12 month period)	1	43	2.3%	7.0%	7.7%
% of completed treatments indicating that PAR score was taken (year to date)	41	42	97.6%	55.6%	58.4%
Rate of removable appliances per 100 fixed appliances - proposed treatment (rolling 12 month period)	0	0	N/A	5.12	5.64
Rate of removable appliances per 100 fixed appliances - completed treatment (rolling 12 month period)	2	82	2.44	3.95	4.81
% of courses of treatment with removable appliances only - proposed treatment (rolling 12 month period)	0	47	0.0%	1.8%	2.0%
% of courses of treatment with removable appliances only - completed treatment (rolling 12 month period)	0	42	0.0%	1.7%	1.5%
% of patients satisfied with the treatment they have received (rolling 12 month period)	0	0	N/A	96.9%	96.0%

\* Figures in italics indicate that the base number is less than 100.

**Q66 - Vital Signs Orthodontic At a Glance Contract Report for 322792/0001 - March 2017**

Name or company name	MR NG PERCIVAL	16/17 Contracted general activity (UDA)	290
Contract type name	GDS Contract	Carry forward general activity (UDA)	0
Purpose of contract	General and Orthodontic	16/17 Contracted orthodontic activity (UOA)	8
Contract start date	01/04/2006	Carry forward orthodontic activity (UOA)	0
Contract end date		Baseline contract value	£7,414.03

ACCESS	Contract	England and Wales
24 month ratio of assessments to patient IDs	1.00	1.09

**ACTIVITY**


Month	Adjusted Scheduled Activity (UOA)	
	2016	2017
April	1	1
May	1	2
June	1	3
July	3	5
August	3	5
September	3	6
October	3	7
November	3	7
December	5	7
January	5	7
February	5	8
March	7	9
April	9	
May	9	
June	9	

QUALITY	Contract Quantity	Contract Base Number	Contract *	Region	England
% of all assessments that were assess and fit appliances (rolling 12 month period)	0	11	0.0%	58.8%	56.6%
% of all assessments that were assess and refuse (rolling 12 month period)	4	11	36.4%	10.3%	11.8%
% of all assessments that were assess and review (rolling 12 month period)	7	11	63.6%	30.9%	31.6%
% of terminated courses where treatment was abandoned or discontinued (rolling 12 month period)	0	0	N/A	7.0%	7.7%
% of completed treatments indicating that PAR score was taken (year to date)	0	0	N/A	55.6%	58.4%
Rate of removable appliances per 100 fixed appliances - proposed treatment (rolling 12 month period)	0	0	N/A	5.12	5.64
Rate of removable appliances per 100 fixed appliances - completed treatment (rolling 12 month period)	0	0	N/A	3.95	4.81
% of courses of treatment with removable appliances only - proposed treatment (rolling 12 month period)	0	0	N/A	1.8%	2.0%
% of courses of treatment with removable appliances only - completed treatment (rolling 12 month period)	0	0	N/A	1.7%	1.5%
% of patients satisfied with the treatment they have received (rolling 12 month period)	0	0	N/A	96.9%	96.0%

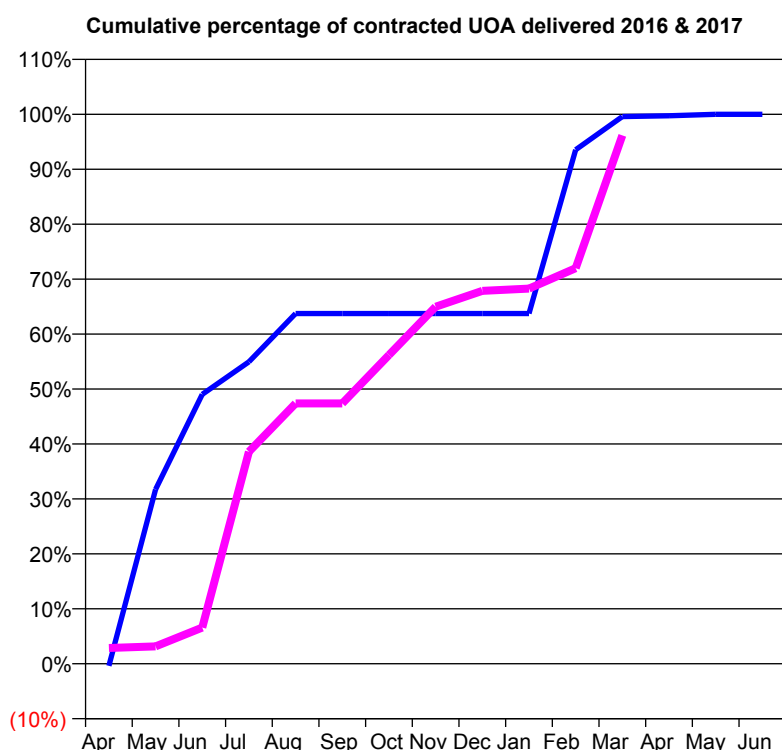
\* Figures in italics indicate that the base number is less than 100.

**Q66 - Vital Signs Orthodontic At a Glance Contract Report for 324205/0001 - March 2017**

Name or company name	MR DK BURGESS
Contract type name	GDS Contract
Purpose of contract	General and Orthodontic
Contract start date	01/04/2006
Contract end date	

16/17 Contracted general activity (UDA)	2,137
Carry forward general activity (UDA)	85
16/17 Contracted orthodontic activity (UOA)	728
Carry forward orthodontic activity (UOA)	0
Baseline contract value	£103,667.55

ACCESS	Contract	England and Wales
24 month ratio of assessments to patient IDs	1.04	1.09

**ACTIVITY**


Month	Adjusted Scheduled Activity (UOA)	
	2016	2017
April	-3	21
May	231	23
June	357	48
July	400	281
August	464	345
September	464	345
October	464	409
November	464	473
December	464	494
January	464	497
February	681	524
March	725	700
April	726	
May	728	
June	728	

QUALITY	Contract Quantity	Contract Base Number	Contract *	Region	England
% of all assessments that were assess and fit appliances (rolling 12 month period)	33	63	52.4%	58.8%	56.6%
% of all assessments that were assess and refuse (rolling 12 month period)	18	63	28.6%	10.3%	11.8%
% of all assessments that were assess and review (rolling 12 month period)	12	63	19.0%	30.9%	31.6%
% of terminated courses where treatment was abandoned or discontinued (rolling 12 month period)	2	14	14.3%	7.0%	7.7%
% of completed treatments indicating that PAR score was taken (year to date)	10	11	90.9%	55.6%	58.4%
Rate of removable appliances per 100 fixed appliances - proposed treatment (rolling 12 month period)	4	22	18.18	5.12	5.64
Rate of removable appliances per 100 fixed appliances - completed treatment (rolling 12 month period)	0	13	0.00	3.95	4.81
% of courses of treatment with removable appliances only - proposed treatment (rolling 12 month period)	4	33	12.1%	1.8%	2.0%
% of courses of treatment with removable appliances only - completed treatment (rolling 12 month period)	0	12	0.0%	1.7%	1.5%
% of patients satisfied with the treatment they have received (rolling 12 month period)	0	0	N/A	96.9%	96.0%

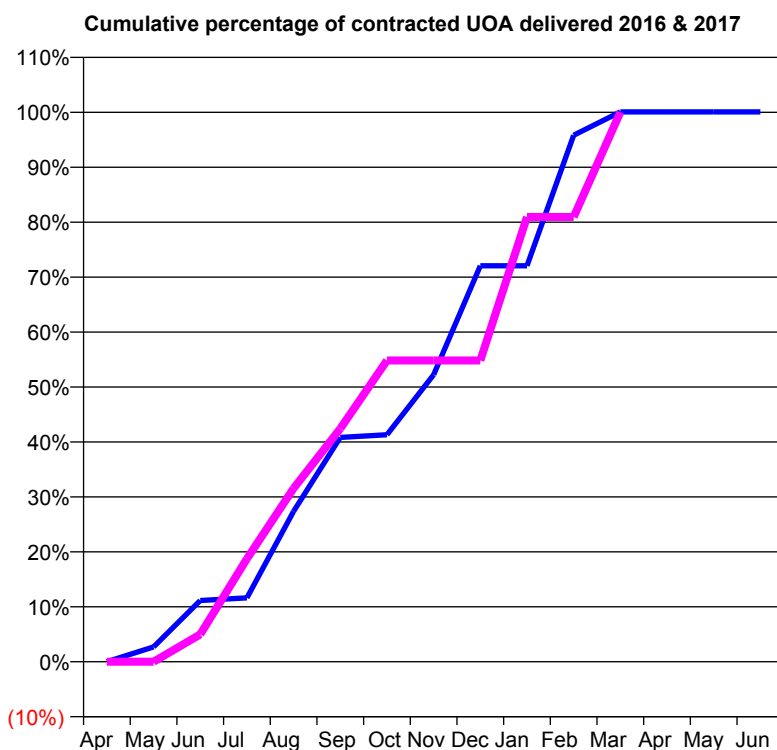
\* Figures in italics indicate that the base number is less than 100.

**Q66 - Vital Signs Orthodontic At a Glance Contract Report for 332941/0001 - March 2017**

Name or company name	MR JF STEYN	16/17 Contracted general activity (UDA)	0
Contract type name	PDS Contract	Carry forward general activity (UDA)	0
Purpose of contract	Orthodontic	16/17 Contracted orthodontic activity (UOA)	4,297
Contract start date	01/04/2006	Carry forward orthodontic activity (UOA)	0
Contract end date	31/03/2018	Baseline contract value	£284,387.30

**ACCESS**

	Contract	England and Wales
24 month ratio of assessments to patient IDs	1.04	1.09

**ACTIVITY**


Month	Adjusted Scheduled Activity (UOA)	
	2016	2017
April	0	0
May	116	0
June	479	214
July	500	806
August	1,177	1,356
September	1,755	1,823
October	1,776	2,356
November	2,245	2,356
December	3,097	2,356
January	3,097	3,478
February	4,117	3,478
March	4,300	4,298
April	4,300	
May	4,300	
June	4,300	

**QUALITY**

	Contract Quantity	Contract Base Number	Contract *	Region	England
% of all assessments that were assess and fit appliances (rolling 12 month period)	199	318	62.6%	58.8%	56.6%
% of all assessments that were assess and refuse (rolling 12 month period)	21	318	6.6%	10.3%	11.8%
% of all assessments that were assess and review (rolling 12 month period)	98	318	30.8%	30.9%	31.6%
% of terminated courses where treatment was abandoned or discontinued (rolling 12 month period)	3	119	2.5%	7.0%	7.7%
% of completed treatments indicating that PAR score was taken (year to date)	114	116	98.3%	55.6%	58.4%
Rate of removable appliances per 100 fixed appliances - proposed treatment (rolling 12 month period)	4	396	1.01	5.12	5.64
Rate of removable appliances per 100 fixed appliances - completed treatment (rolling 12 month period)	3	82	3.66	3.95	4.81
% of courses of treatment with removable appliances only - proposed treatment (rolling 12 month period)	1	199	0.5%	1.8%	2.0%
% of courses of treatment with removable appliances only - completed treatment (rolling 12 month period)	0	116	0.0%	1.7%	1.5%
% of patients satisfied with the treatment they have received (rolling 12 month period)	7	7	100.0%	96.9%	96.0%

\* Figures in italics indicate that the base number is less than 100.

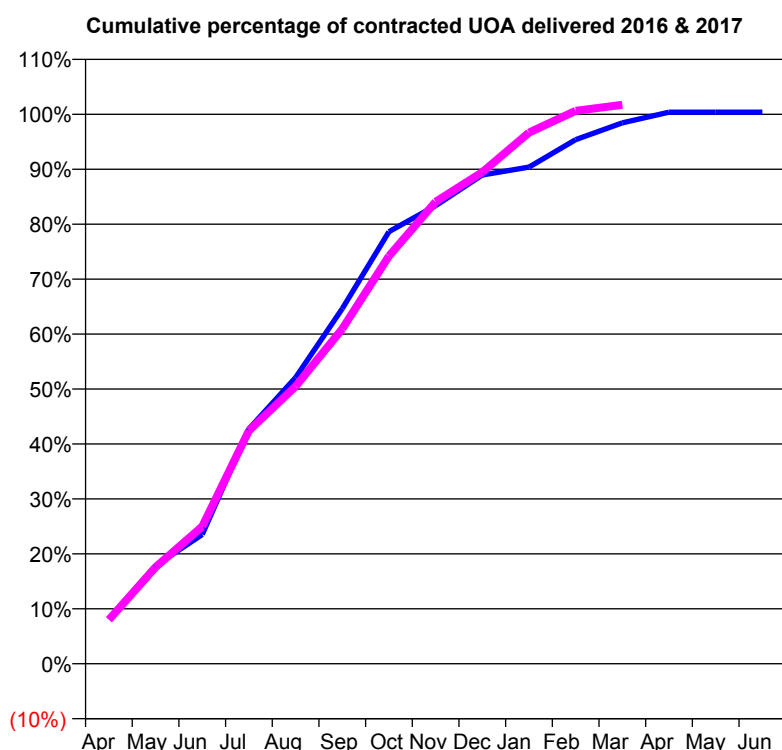
**Q66 - Vital Signs Orthodontic At a Glance Contract Report for 338869/0001 - March 2017**

Name or company name	MR JR MACHELL
Contract type name	PDS Contract
Purpose of contract	Orthodontic
Contract start date	01/04/2006
Contract end date	31/03/2018

16/17 Contracted general activity (UDA)	0
Carry forward general activity (UDA)	0
16/17 Contracted orthodontic activity (UOA)	4,528
Carry forward orthodontic activity (UOA)	0
Baseline contract value	£293,659.99

**ACCESS**

	Contract	England and Wales
24 month ratio of assessments to patient IDs	1.02	1.09

**ACTIVITY**


Month	Adjusted Scheduled Activity (UOA)	
	2016	2017
April	367	363
May	808	796
June	1,065	1,131
July	1,936	1,921
August	2,359	2,286
September	2,927	2,760
October	3,561	3,360
November	3,775	3,807
December	4,028	4,051
January	4,093	4,377
February	4,319	4,556
March	4,457	4,606
April	4,545	
May	4,545	
June	4,545	

**QUALITY**

	Contract Quantity	Contract Base Number	Contract *	Region	England
% of all assessments that were assess and fit appliances (rolling 12 month period)	223	336	66.4%	58.8%	56.6%
% of all assessments that were assess and refuse (rolling 12 month period)	0	336	0.0%	10.3%	11.8%
% of all assessments that were assess and review (rolling 12 month period)	113	336	33.6%	30.9%	31.6%
% of terminated courses where treatment was abandoned or discontinued (rolling 12 month period)	3	210	1.4%	7.0%	7.7%
% of completed treatments indicating that PAR score was taken (year to date)	190	207	91.8%	55.6%	58.4%
Rate of removable appliances per 100 fixed appliances - proposed treatment (rolling 12 month period)	5	424	1.18	5.12	5.64
Rate of removable appliances per 100 fixed appliances - completed treatment (rolling 12 month period)	4	397	1.01	3.95	4.81
% of courses of treatment with removable appliances only - proposed treatment (rolling 12 month period)	3	223	1.3%	1.8%	2.0%
% of courses of treatment with removable appliances only - completed treatment (rolling 12 month period)	3	207	1.4%	1.7%	1.5%
% of patients satisfied with the treatment they have received (rolling 12 month period)	8	9	88.9%	96.9%	96.0%

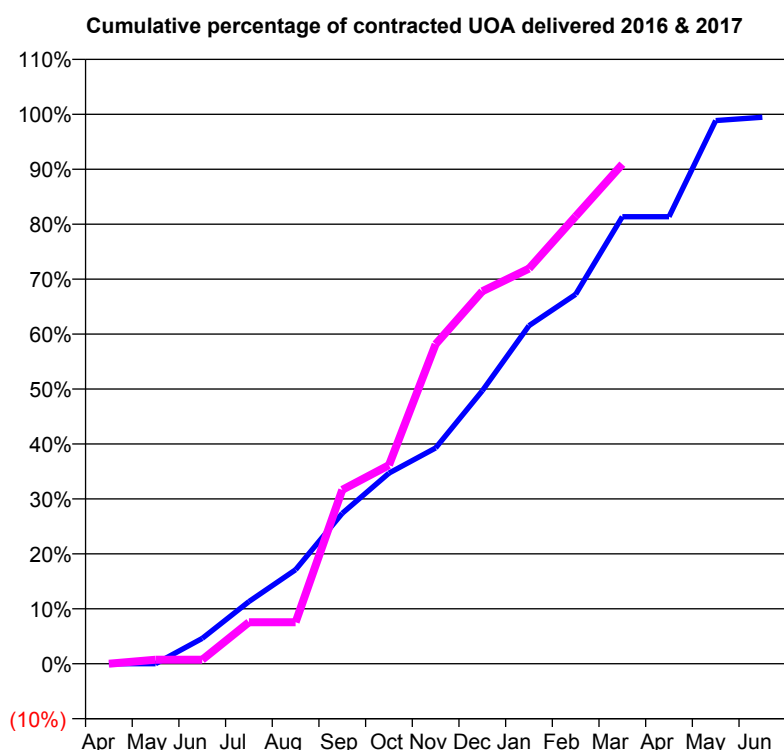
\* Figures in italics indicate that the base number is less than 100.

**Q66 - Vital Signs Orthodontic At a Glance Contract Report for 570370/0001 - March 2017**

Name or company name	MISS SC COOPER
Contract type name	PDS Contract
Purpose of contract	Orthodontic
Contract start date	01/08/2006
Contract end date	31/03/2018

16/17 Contracted general activity (UDA)	0
Carry forward general activity (UDA)	0
16/17 Contracted orthodontic activity (UOA)	3,480
Carry forward orthodontic activity (UOA)	0
Baseline contract value	£214,444.83

ACCESS	Contract	England and Wales
24 month ratio of assessments to patient IDs	1.18	1.09

**ACTIVITY**


Month	Adjusted Scheduled Activity (UOA)	
	2016	2017
April	0	0
May	0	26
June	161	26
July	394	263
August	596	263
September	953	1,102
October	1,207	1,258
November	1,367	2,024
December	1,729	2,359
January	2,141	2,503
February	2,340	2,834
March	2,831	3,164
April	2,831	
May	3,440	
June	3,461	

QUALITY	Contract Quantity	Contract Base Number	Contract *	Region	England
% of all assessments that were assess and fit appliances (rolling 12 month period)	174	336	51.8%	58.8%	56.6%
% of all assessments that were assess and refuse (rolling 12 month period)	24	336	7.1%	10.3%	11.8%
% of all assessments that were assess and review (rolling 12 month period)	138	336	41.1%	30.9%	31.6%
% of terminated courses where treatment was abandoned or discontinued (rolling 12 month period)	19	124	15.3%	7.0%	7.7%
% of completed treatments indicating that PAR score was taken (year to date)	16	105	15.2%	55.6%	58.4%
Rate of removable appliances per 100 fixed appliances - proposed treatment (rolling 12 month period)	15	341	4.40	5.12	5.64
Rate of removable appliances per 100 fixed appliances - completed treatment (rolling 12 month period)	39	204	19.12	3.95	4.81
% of courses of treatment with removable appliances only - proposed treatment (rolling 12 month period)	0	174	0.0%	1.8%	2.0%
% of courses of treatment with removable appliances only - completed treatment (rolling 12 month period)	1	105	1.0%	1.7%	1.5%
% of patients satisfied with the treatment they have received (rolling 12 month period)	18	18	100.0%	96.9%	96.0%

\* Figures in italics indicate that the base number is less than 100.



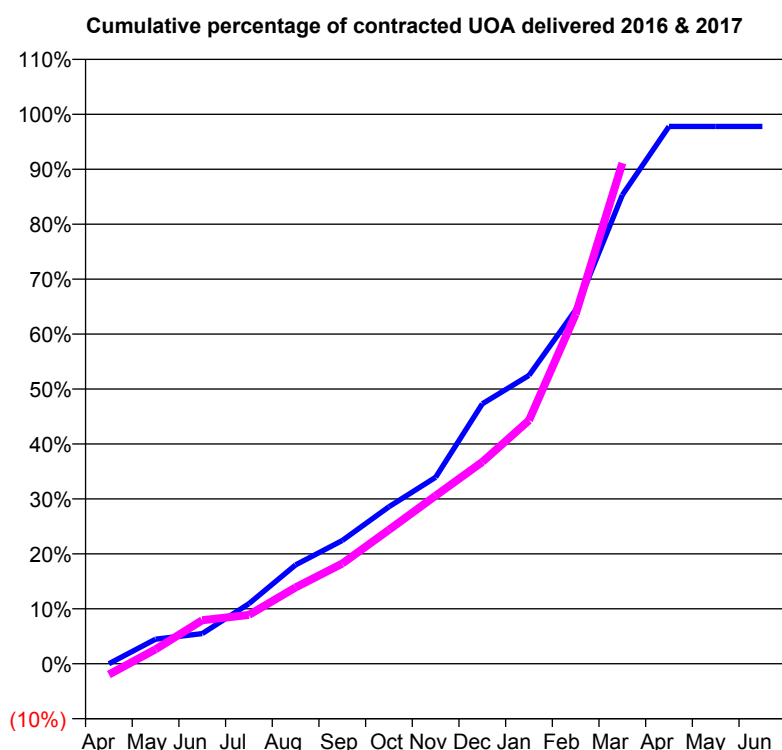
**Q66 - Vital Signs Orthodontic At a Glance Contract Report for 634891/0001 - March 2017**

Name or company name	MISS JE LEWIS
Contract type name	PDS Contract
Purpose of contract	Orthodontic
Contract start date	01/04/2006
Contract end date	31/03/2018

16/17 Contracted general activity (UDA)	0
Carry forward general activity (UDA)	0
16/17 Contracted orthodontic activity (UOA)	2,540
Carry forward orthodontic activity (UOA)	56
Baseline contract value	£164,743.61

**ACCESS**

	Contract	England and Wales
24 month ratio of assessments to patient IDs	1.05	1.09

**ACTIVITY**


Month	Adjusted Scheduled Activity (UOA)	
	2016	2017
April	0	-50
May	114	67
June	140	201
July	278	226
August	457	353
September	570	463
October	726	619
November	862	777
December	1,202	933
January	1,333	1,125
February	1,636	1,616
March	2,167	2,314
April	2,484	
May	2,484	
June	2,484	

**QUALITY**

	Contract Quantity	Contract Base Number	Contract *	Region	England
% of all assessments that were assess and fit appliances (rolling 12 month period)	127	257	49.4%	58.8%	56.6%
% of all assessments that were assess and refuse (rolling 12 month period)	49	257	19.1%	10.3%	11.8%
% of all assessments that were assess and review (rolling 12 month period)	81	257	31.5%	30.9%	31.6%
% of terminated courses where treatment was abandoned or discontinued (rolling 12 month period)	8	85	9.4%	7.0%	7.7%
% of completed treatments indicating that PAR score was taken (year to date)	59	77	76.6%	55.6%	58.4%
Rate of removable appliances per 100 fixed appliances - proposed treatment (rolling 12 month period)	1	158	0.63	5.12	5.64
Rate of removable appliances per 100 fixed appliances - completed treatment (rolling 12 month period)	0	0	N/A	3.95	4.81
% of courses of treatment with removable appliances only - proposed treatment (rolling 12 month period)	1	127	0.8%	1.8%	2.0%
% of courses of treatment with removable appliances only - completed treatment (rolling 12 month period)	0	77	0.0%	1.7%	1.5%
% of patients satisfied with the treatment they have received (rolling 12 month period)	3	3	100.0%	96.9%	96.0%

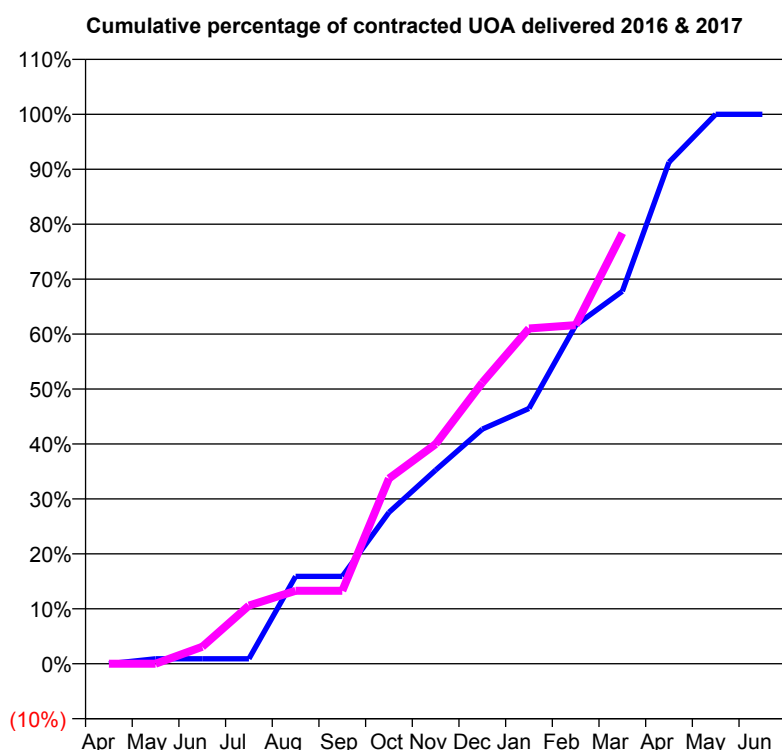
\* Figures in italics indicate that the base number is less than 100.

**Q66 - Vital Signs Orthodontic At a Glance Contract Report for 642363/0001 - March 2017**

Name or company name	MISS PM TEBBETT
Contract type name	PDS Contract
Purpose of contract	Orthodontic
Contract start date	01/04/2006
Contract end date	31/03/2018

16/17 Contracted general activity (UDA)	0
Carry forward general activity (UDA)	0
16/17 Contracted orthodontic activity (UOA)	3,414
Carry forward orthodontic activity (UOA)	0
Baseline contract value	£234,254.40

ACCESS	Contract	England and Wales
24 month ratio of assessments to patient IDs	1.05	1.09

**ACTIVITY**


Month	Adjusted Scheduled Activity (UOA)	
	2016	2017
April	0	0
May	31	0
June	31	106
July	31	362
August	543	454
September	543	454
October	941	1,151
November	1,203	1,365
December	1,458	1,747
January	1,586	2,083
February	2,103	2,104
March	2,314	2,676
April	3,116	
May	3,414	
June	3,414	

QUALITY	Contract Quantity	Contract Base Number	Contract *	Region	England
% of all assessments that were assess and fit appliances (rolling 12 month period)	185	194	95.4%	58.8%	56.6%
% of all assessments that were assess and refuse (rolling 12 month period)	3	194	1.5%	10.3%	11.8%
% of all assessments that were assess and review (rolling 12 month period)	6	194	3.1%	30.9%	31.6%
% of terminated courses where treatment was abandoned or discontinued (rolling 12 month period)	5	133	3.8%	7.0%	7.7%
% of completed treatments indicating that PAR score was taken (year to date)	117	128	91.4%	55.6%	58.4%
Rate of removable appliances per 100 fixed appliances - proposed treatment (rolling 12 month period)	40	351	11.40	5.12	5.64
Rate of removable appliances per 100 fixed appliances - completed treatment (rolling 12 month period)	42	227	18.50	3.95	4.81
% of courses of treatment with removable appliances only - proposed treatment (rolling 12 month period)	6	185	3.2%	1.8%	2.0%
% of courses of treatment with removable appliances only - completed treatment (rolling 12 month period)	3	128	2.3%	1.7%	1.5%
% of patients satisfied with the treatment they have received (rolling 12 month period)	6	6	100.0%	96.9%	96.0%

\* Figures in italics indicate that the base number is less than 100.

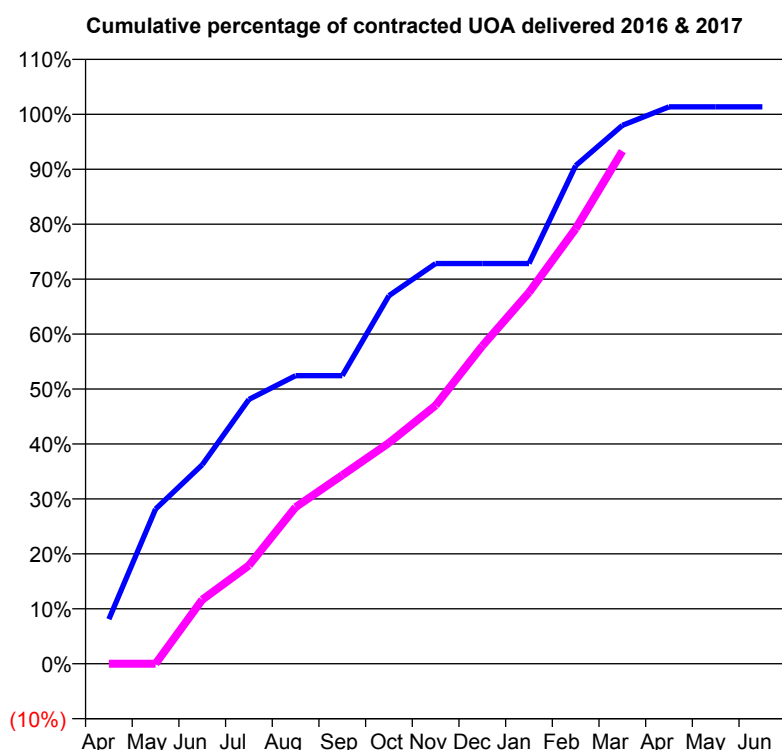
**Q66 - Vital Signs Orthodontic At a Glance Contract Report for 731862/0001 - March 2017**

Name or company name	MR SJ MORRIS
Contract type name	PDS Contract
Purpose of contract	Orthodontic
Contract start date	01/04/2006
Contract end date	31/03/2018

16/17 Contracted general activity (UDA)	0
Carry forward general activity (UDA)	0
16/17 Contracted orthodontic activity (UOA)	4,447
Carry forward orthodontic activity (UOA)	0
Baseline contract value	£305,328.58

**ACCESS**

	Contract	England and Wales
24 month ratio of assessments to patient IDs	1.03	1.09

**ACTIVITY**


Month	Adjusted Scheduled Activity (UOA)	
	2016	2017
April	361	0
May	1,252	0
June	1,611	519
July	2,139	796
August	2,331	1,268
September	2,331	1,526
October	2,979	1,788
November	3,239	2,091
December	3,239	2,572
January	3,239	3,005
February	4,032	3,521
March	4,358	4,149
April	4,507	
May	4,507	
June	4,508	

**QUALITY**

	Contract Quantity	Contract Base Number	Contract *	Region	England
% of all assessments that were assess and fit appliances (rolling 12 month period)	195	400	48.8%	58.8%	56.6%
% of all assessments that were assess and refuse (rolling 12 month period)	19	400	4.8%	10.3%	11.8%
% of all assessments that were assess and review (rolling 12 month period)	186	400	46.5%	30.9%	31.6%
% of terminated courses where treatment was abandoned or discontinued (rolling 12 month period)	7	218	3.2%	7.0%	7.7%
% of completed treatments indicating that PAR score was taken (year to date)	205	211	97.2%	55.6%	58.4%
Rate of removable appliances per 100 fixed appliances - proposed treatment (rolling 12 month period)	9	388	2.32	5.12	5.64
Rate of removable appliances per 100 fixed appliances - completed treatment (rolling 12 month period)	6	414	1.45	3.95	4.81
% of courses of treatment with removable appliances only - proposed treatment (rolling 12 month period)	0	195	0.0%	1.8%	2.0%
% of courses of treatment with removable appliances only - completed treatment (rolling 12 month period)	0	211	0.0%	1.7%	1.5%
% of patients satisfied with the treatment they have received (rolling 12 month period)	12	12	100.0%	96.9%	96.0%

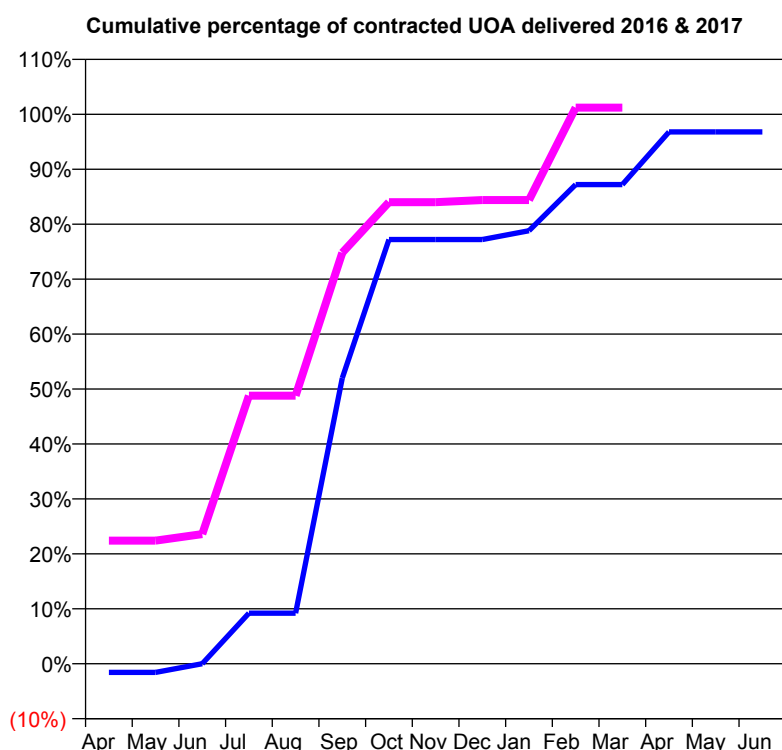
\* Figures in italics indicate that the base number is less than 100.

**Q66 - Vital Signs Orthodontic At a Glance Contract Report for 738964/0001 - March 2017**

Name or company name	MR PA BALDWIN
Contract type name	GDS Contract
Purpose of contract	General and Orthodontic
Contract start date	01/06/2014
Contract end date	

16/17 Contracted general activity (UDA)	1,815
Carry forward general activity (UDA)	0
16/17 Contracted orthodontic activity (UOA)	250
Carry forward orthodontic activity (UOA)	8
Baseline contract value	£61,447.54

ACCESS	Contract	England and Wales
24 month ratio of assessments to patient IDs	1.19	1.09

**ACTIVITY**


Month	Adjusted Scheduled Activity (UOA)	
	2016	2017
April	-4	56
May	-4	56
June	0	59
July	23	122
August	23	122
September	130	187
October	193	210
November	193	210
December	193	211
January	197	211
February	218	253
March	218	253
April	242	
May	242	
June	242	

QUALITY	Contract Quantity	Contract Base Number	Contract *	Region	England
% of all assessments that were assess and fit appliances (rolling 12 month period)	14	27	51.9%	58.8%	56.6%
% of all assessments that were assess and refuse (rolling 12 month period)	3	27	11.1%	10.3%	11.8%
% of all assessments that were assess and review (rolling 12 month period)	10	27	37.0%	30.9%	31.6%
% of terminated courses where treatment was abandoned or discontinued (rolling 12 month period)	0	9	0.0%	7.0%	7.7%
% of completed treatments indicating that PAR score was taken (year to date)	8	9	88.9%	55.6%	58.4%
Rate of removable appliances per 100 fixed appliances - proposed treatment (rolling 12 month period)	0	17	0.00	5.12	5.64
Rate of removable appliances per 100 fixed appliances - completed treatment (rolling 12 month period)	0	5	0.00	3.95	4.81
% of courses of treatment with removable appliances only - proposed treatment (rolling 12 month period)	0	14	0.0%	1.8%	2.0%
% of courses of treatment with removable appliances only - completed treatment (rolling 12 month period)	0	9	0.0%	1.7%	1.5%
% of patients satisfied with the treatment they have received (rolling 12 month period)	1	1	100.0%	96.9%	96.0%

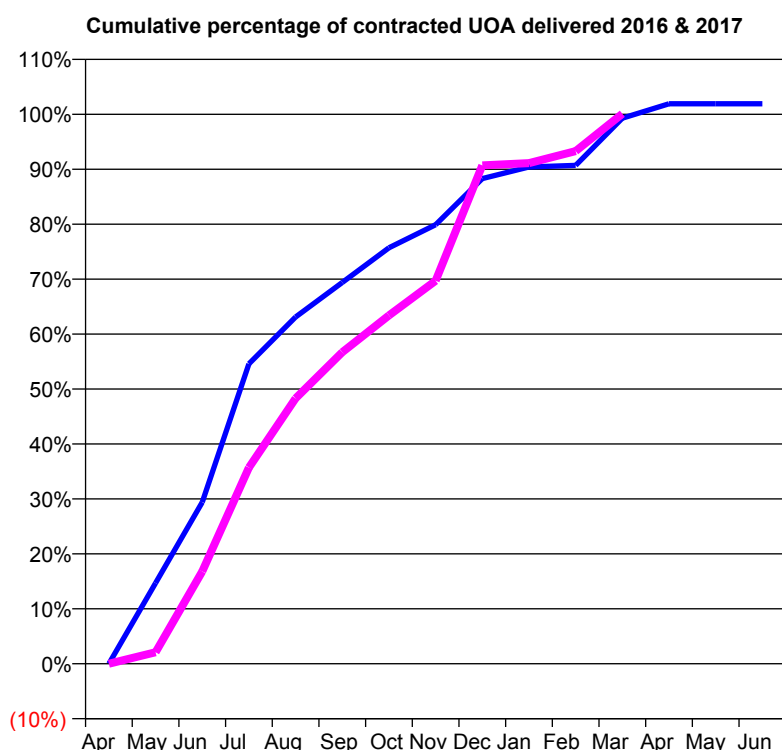
\* Figures in italics indicate that the base number is less than 100.

**Q66 - Vital Signs Orthodontic At a Glance Contract Report for 762520/0001 - March 2017**

Name or company name	MR AJ CURTIS
Contract type name	Pilot Contract
Purpose of contract	General and Orthodontic
Contract start date	01/09/2013
Contract end date	

16/17 Contracted general activity (UDA)	31,724
Carry forward general activity (UDA)	0
16/17 Contracted orthodontic activity (UOA)	1,000
Carry forward orthodontic activity (UOA)	0
Baseline contract value	£964,878.07

ACCESS	Contract	England and Wales
24 month ratio of assessments to patient IDs	1.05	1.09

**ACTIVITY**


Month	Adjusted Scheduled Activity (UOA)	
	2016	2017
April	0	0
May	147	21
June	294	168
July	546	357
August	631	483
September	694	567
October	757	634
November	799	697
December	883	907
January	904	911
February	907	933
March	993	1,001
April	1,019	
May	1,019	
June	1,019	

QUALITY	Contract Quantity	Contract Base Number	Contract *	Region	England
% of all assessments that were assess and fit appliances (rolling 12 month period)	50	61	82.0%	58.8%	56.6%
% of all assessments that were assess and refuse (rolling 12 month period)	4	61	6.6%	10.3%	11.8%
% of all assessments that were assess and review (rolling 12 month period)	7	61	11.5%	30.9%	31.6%
% of terminated courses where treatment was abandoned or discontinued (rolling 12 month period)	3	30	10.0%	7.0%	7.7%
% of completed treatments indicating that PAR score was taken (year to date)	22	27	81.5%	55.6%	58.4%
Rate of removable appliances per 100 fixed appliances - proposed treatment (rolling 12 month period)	1	69	1.45	5.12	5.64
Rate of removable appliances per 100 fixed appliances - completed treatment (rolling 12 month period)	0	47	0.00	3.95	4.81
% of courses of treatment with removable appliances only - proposed treatment (rolling 12 month period)	1	50	2.0%	1.8%	2.0%
% of courses of treatment with removable appliances only - completed treatment (rolling 12 month period)	0	27	0.0%	1.7%	1.5%
% of patients satisfied with the treatment they have received (rolling 12 month period)	3	3	100.0%	96.9%	96.0%

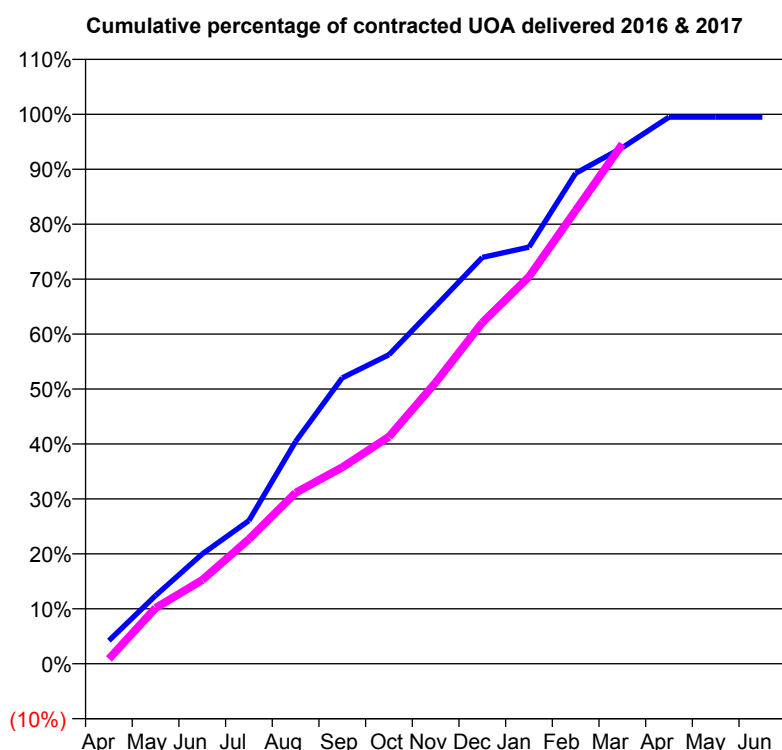
\* Figures in italics indicate that the base number is less than 100.

**Q66 - Vital Signs Orthodontic At a Glance Contract Report for 833533/0001 - March 2017**

Name or company name	MR A GREEN	16/17 Contracted general activity (UDA)	0
Contract type name	PDS Contract	Carry forward general activity (UDA)	0
Purpose of contract	Orthodontic	16/17 Contracted orthodontic activity (UOA)	4,528
Contract start date	01/04/2006	Carry forward orthodontic activity (UOA)	23
Contract end date	31/03/2018	Baseline contract value	£293,659.99

**ACCESS**

	Contract	England and Wales
24 month ratio of assessments to patient IDs	1.00	1.09

**ACTIVITY**


Month	Adjusted Scheduled Activity (UOA)	
	2016	2017
April	191	40
May	562	460
June	905	691
July	1,180	1,027
August	1,831	1,409
September	2,356	1,619
October	2,547	1,871
November	2,946	2,318
December	3,349	2,811
January	3,433	3,189
February	4,042	3,735
March	4,253	4,283
April	4,505	
May	4,505	
June	4,505	

**QUALITY**

	Contract Quantity	Contract Base Number	Contract *	Region	England
% of all assessments that were assess and fit appliances (rolling 12 month period)	220	220	100.0%	58.8%	56.6%
% of all assessments that were assess and refuse (rolling 12 month period)	0	220	0.0%	10.3%	11.8%
% of all assessments that were assess and review (rolling 12 month period)	0	220	0.0%	30.9%	31.6%
% of terminated courses where treatment was abandoned or discontinued (rolling 12 month period)	10	206	4.9%	7.0%	7.7%
% of completed treatments indicating that PAR score was taken (year to date)	129	196	65.8%	55.6%	58.4%
Rate of removable appliances per 100 fixed appliances - proposed treatment (rolling 12 month period)	4	376	1.06	5.12	5.64
Rate of removable appliances per 100 fixed appliances - completed treatment (rolling 12 month period)	3	373	0.80	3.95	4.81
% of courses of treatment with removable appliances only - proposed treatment (rolling 12 month period)	4	220	1.8%	1.8%	2.0%
% of courses of treatment with removable appliances only - completed treatment (rolling 12 month period)	3	196	1.5%	1.7%	1.5%
% of patients satisfied with the treatment they have received (rolling 12 month period)	6	7	85.7%	96.9%	96.0%

\* Figures in italics indicate that the base number is less than 100.

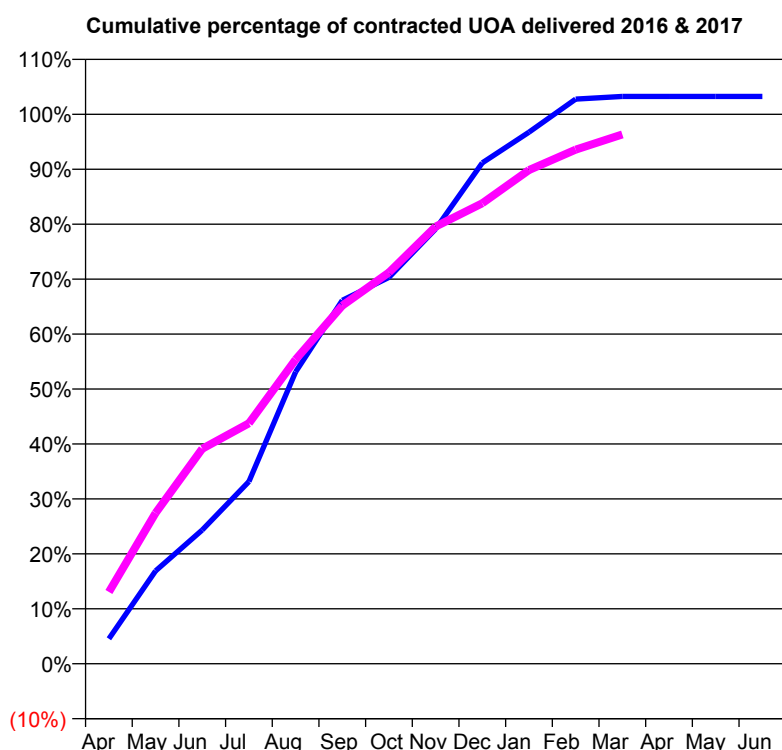
**Q66 - Vital Signs Orthodontic At a Glance Contract Report for 916498/0001 - March 2017**

Name or company name	MR RA SNELGROVE
Contract type name	PDS Contract
Purpose of contract	Orthodontic
Contract start date	01/04/2006
Contract end date	31/03/2018

16/17 Contracted general activity (UDA)	0
Carry forward general activity (UDA)	0
16/17 Contracted orthodontic activity (UOA)	4,529
Carry forward orthodontic activity (UOA)	0
Baseline contract value	£293,659.99

**ACCESS**

	Contract	England and Wales
24 month ratio of assessments to patient IDs	1.00	1.09

**ACTIVITY**


Month	Adjusted Scheduled Activity (UOA)	
	2016	2017
April	206	592
May	766	1,243
June	1,103	1,772
July	1,502	1,982
August	2,405	2,507
September	2,995	2,952
October	3,184	3,225
November	3,583	3,603
December	4,129	3,796
January	4,381	4,069
February	4,654	4,237
March	4,676	4,363
April	4,676	
May	4,676	
June	4,676	

**QUALITY**

	Contract Quantity	Contract Base Number	Contract *	Region	England
% of all assessments that were assess and fit appliances (rolling 12 month period)	212	212	100.0%	58.8%	56.6%
% of all assessments that were assess and refuse (rolling 12 month period)	0	212	0.0%	10.3%	11.8%
% of all assessments that were assess and review (rolling 12 month period)	0	212	0.0%	30.9%	31.6%
% of terminated courses where treatment was abandoned or discontinued (rolling 12 month period)	17	219	7.8%	7.0%	7.7%
% of completed treatments indicating that PAR score was taken (year to date)	188	202	93.1%	55.6%	58.4%
Rate of removable appliances per 100 fixed appliances - proposed treatment (rolling 12 month period)	2	374	0.53	5.12	5.64
Rate of removable appliances per 100 fixed appliances - completed treatment (rolling 12 month period)	1	385	0.26	3.95	4.81
% of courses of treatment with removable appliances only - proposed treatment (rolling 12 month period)	1	212	0.5%	1.8%	2.0%
% of courses of treatment with removable appliances only - completed treatment (rolling 12 month period)	1	202	0.5%	1.7%	1.5%
% of patients satisfied with the treatment they have received (rolling 12 month period)	9	9	100.0%	96.9%	96.0%

\* Figures in italics indicate that the base number is less than 100.

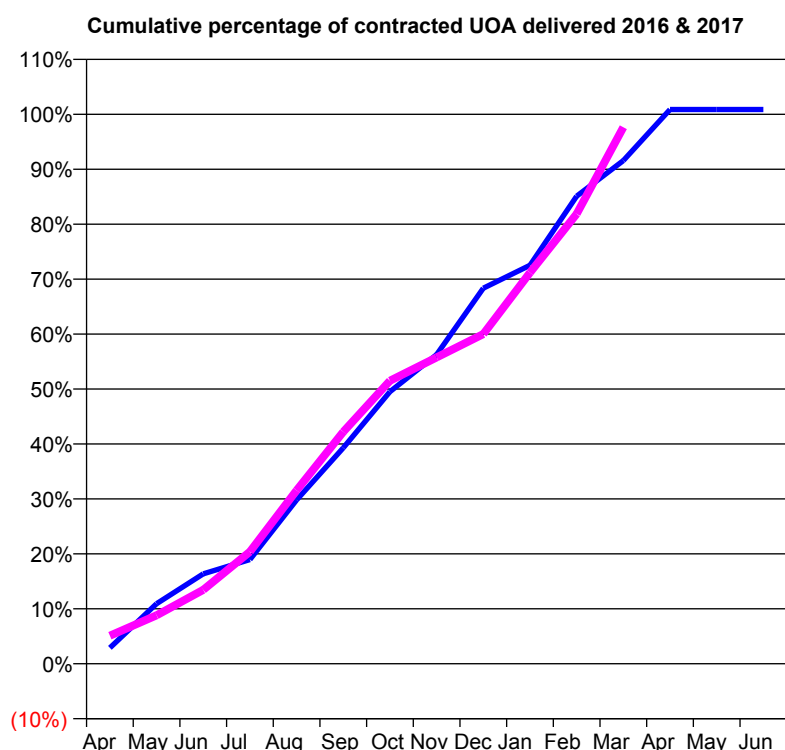
**Q66 - Vital Signs Orthodontic At a Glance Contract Report for 921181/0001 - March 2017**

Name or company name	MISS J DAVIES
Contract type name	PDS Contract
Purpose of contract	Orthodontic
Contract start date	01/04/2006
Contract end date	31/03/2018

16/17 Contracted general activity (UDA)	0
Carry forward general activity (UDA)	0
16/17 Contracted orthodontic activity (UOA)	4,528
Carry forward orthodontic activity (UOA)	0
Baseline contract value	£293,659.99

**ACCESS**

	Contract	England and Wales
24 month ratio of assessments to patient IDs	1.03	1.09

**ACTIVITY**


Month	Adjusted Scheduled Activity (UOA)	
	2016	2017
April	131	231
May	495	399
June	741	609
July	859	924
August	1,350	1,429
September	1,780	1,912
October	2,242	2,332
November	2,548	2,525
December	3,095	2,717
January	3,284	3,224
February	3,853	3,707
March	4,147	4,421
April	4,567	
May	4,567	
June	4,567	

**QUALITY**

	Contract Quantity	Contract Base Number	Contract *	Region	England
% of all assessments that were assess and fit appliances (rolling 12 month period)	230	238	96.6%	58.8%	56.6%
% of all assessments that were assess and refuse (rolling 12 month period)	0	238	0.0%	10.3%	11.8%
% of all assessments that were assess and review (rolling 12 month period)	8	238	3.4%	30.9%	31.6%
% of terminated courses where treatment was abandoned or discontinued (rolling 12 month period)	6	220	2.7%	7.0%	7.7%
% of completed treatments indicating that PAR score was taken (year to date)	209	214	97.7%	55.6%	58.4%
Rate of removable appliances per 100 fixed appliances - proposed treatment (rolling 12 month period)	5	457	1.09	5.12	5.64
Rate of removable appliances per 100 fixed appliances - completed treatment (rolling 12 month period)	2	427	0.47	3.95	4.81
% of courses of treatment with removable appliances only - proposed treatment (rolling 12 month period)	1	230	0.4%	1.8%	2.0%
% of courses of treatment with removable appliances only - completed treatment (rolling 12 month period)	0	214	0.0%	1.7%	1.5%
% of patients satisfied with the treatment they have received (rolling 12 month period)	8	8	100.0%	96.9%	96.0%

\* Figures in italics indicate that the base number is less than 100.



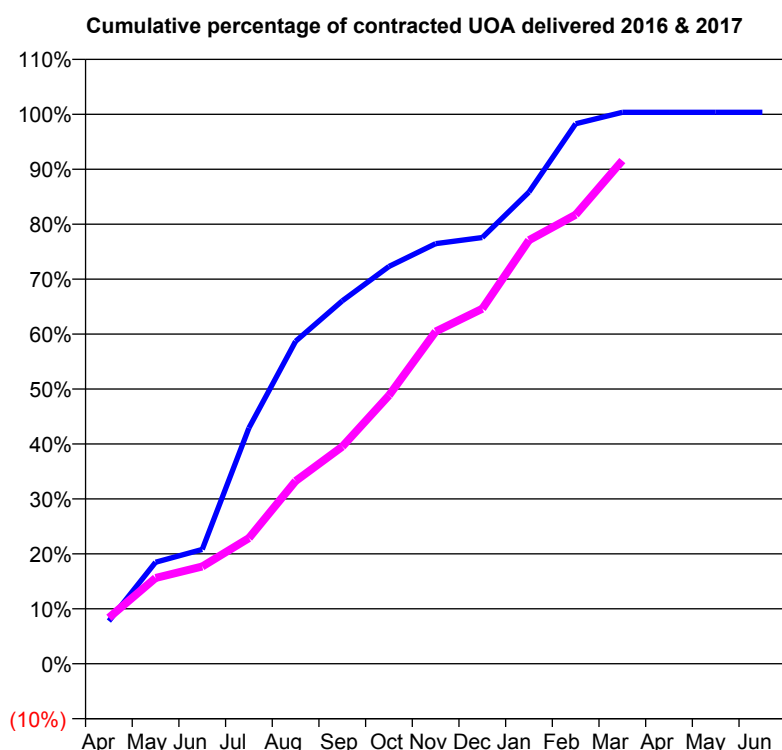
**Q67 - Vital Signs Orthodontic At a Glance Contract Report for 101281/0035 - March 2017**

Name or company name	OASIS DENTAL CARE LTD
Contract type name	GDS Contract
Purpose of contract	General and Orthodontic
Contract start date	01/04/2006
Contract end date	

16/17 Contracted general activity (UDA)	7,549
Carry forward general activity (UDA)	-110
16/17 Contracted orthodontic activity (UOA)	2,029
Carry forward orthodontic activity (UOA)	0
Baseline contract value	£366,797.19

**ACCESS**

	Contract	England and Wales
24 month ratio of assessments to patient IDs	1.05	1.09

**ACTIVITY**


Month	Adjusted Scheduled Activity (UOA)	
	2016	2017
April	158	170
May	375	317
June	422	359
July	871	464
August	1,191	675
September	1,340	802
October	1,467	991
November	1,551	1,227
December	1,574	1,311
January	1,742	1,564
February	1,994	1,658
March	2,036	1,858
April	2,036	
May	2,036	
June	2,036	

**QUALITY**

	Contract Quantity	Contract Base Number	Contract *	Region	England
% of all assessments that were assess and fit appliances (rolling 12 month period)	89	112	79.5%	58.8%	56.6%
% of all assessments that were assess and refuse (rolling 12 month period)	6	112	5.4%	10.3%	11.8%
% of all assessments that were assess and review (rolling 12 month period)	17	112	15.2%	30.9%	31.6%
% of terminated courses where treatment was abandoned or discontinued (rolling 12 month period)	5	72	6.9%	7.0%	7.7%
% of completed treatments indicating that PAR score was taken (year to date)	64	67	95.5%	55.6%	58.4%
Rate of removable appliances per 100 fixed appliances - proposed treatment (rolling 12 month period)	3	169	1.78	5.12	5.64
Rate of removable appliances per 100 fixed appliances - completed treatment (rolling 12 month period)	3	130	2.31	3.95	4.81
% of courses of treatment with removable appliances only - proposed treatment (rolling 12 month period)	2	89	2.2%	1.8%	2.0%
% of courses of treatment with removable appliances only - completed treatment (rolling 12 month period)	0	67	0.0%	1.7%	1.5%
% of patients satisfied with the treatment they have received (rolling 12 month period)	2	2	100.0%	96.9%	96.0%

\* Figures in italics indicate that the base number is less than 100.

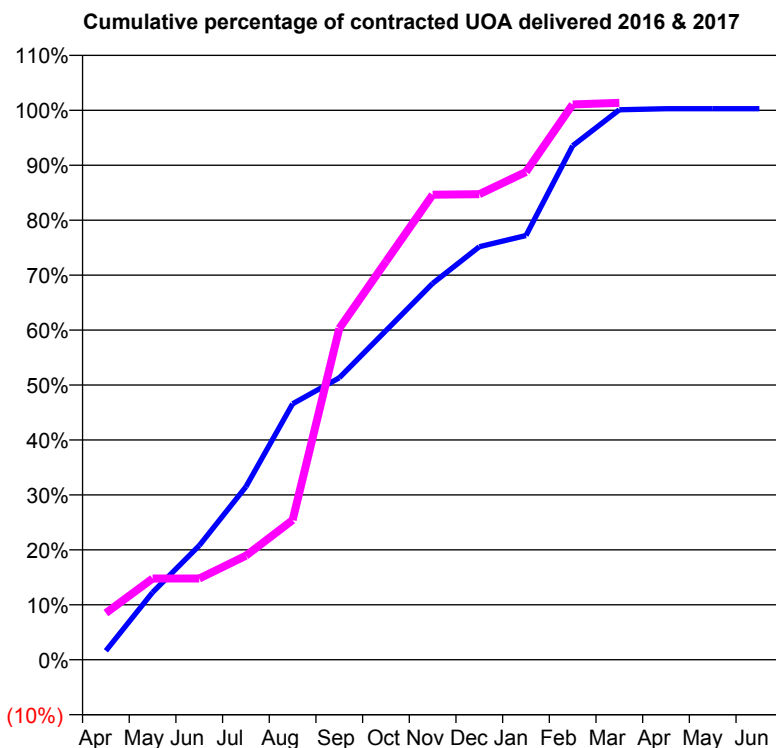
**Q67 - Vital Signs Orthodontic At a Glance Contract Report for 101281/0105 - March 2017**

Name or company name	OASIS DENTAL CARE LTD
Contract type name	GDS Contract
Purpose of contract	General and Orthodontic
Contract start date	01/04/2006
Contract end date	

16/17 Contracted general activity (UDA)	19,191
Carry forward general activity (UDA)	0
16/17 Contracted orthodontic activity (UOA)	1,035
Carry forward orthodontic activity (UOA)	0
Baseline contract value	£499,289.22

**ACCESS**

	Contract	England and Wales
24 month ratio of assessments to patient IDs	1.17	1.09

**ACTIVITY**


Month	Adjusted Scheduled Activity (UOA)	
	2016	2017
April	17	88
May	127	153
June	215	153
July	326	196
August	482	263
September	531	624
October	620	750
November	709	876
December	778	877
January	799	919
February	968	1,046
March	1,036	1,049
April	1,038	
May	1,038	
June	1,038	

**QUALITY**

	Contract Quantity	Contract Base Number	Contract *	Region	England
% of all assessments that were assess and fit appliances (rolling 12 month period)	61	80	76.3%	58.8%	56.6%
% of all assessments that were assess and refuse (rolling 12 month period)	14	80	17.5%	10.3%	11.8%
% of all assessments that were assess and review (rolling 12 month period)	5	80	6.3%	30.9%	31.6%
% of terminated courses where treatment was abandoned or discontinued (rolling 12 month period)	19	101	18.8%	7.0%	7.7%
% of completed treatments indicating that PAR score was taken (year to date)	51	72	70.8%	55.6%	58.4%
Rate of removable appliances per 100 fixed appliances - proposed treatment (rolling 12 month period)	3	103	2.91	5.12	5.64
Rate of removable appliances per 100 fixed appliances - completed treatment (rolling 12 month period)	5	135	3.70	3.95	4.81
% of courses of treatment with removable appliances only - proposed treatment (rolling 12 month period)	2	61	3.3%	1.8%	2.0%
% of courses of treatment with removable appliances only - completed treatment (rolling 12 month period)	3	82	3.7%	1.7%	1.5%
% of patients satisfied with the treatment they have received (rolling 12 month period)	0	0	N/A	96.9%	96.0%

\* Figures in italics indicate that the base number is less than 100.

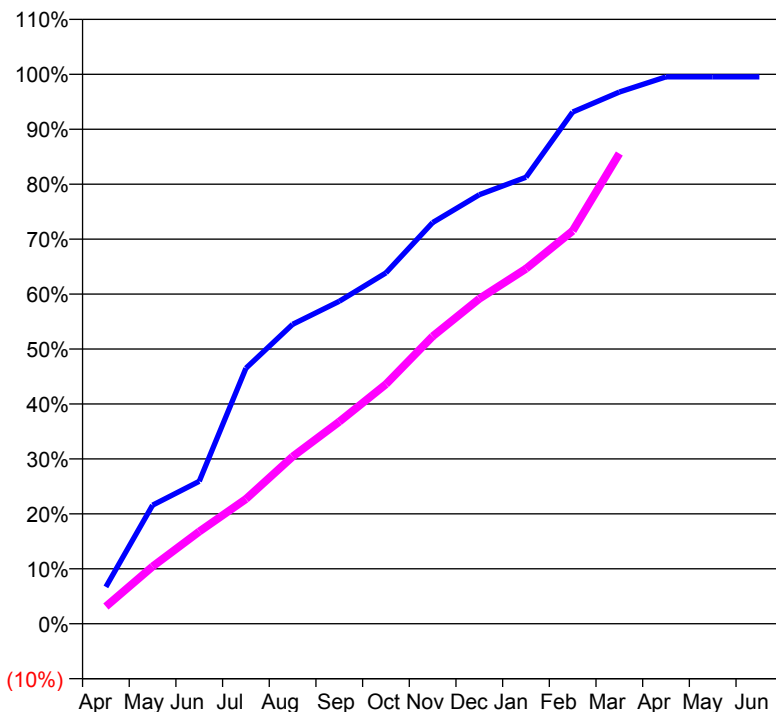
**Q67 - Vital Signs Orthodontic At a Glance Contract Report for 101281/0210 - March 2017**

Name or company name	OASIS DENTAL CARE LTD
Contract type name	PDS Contract
Purpose of contract	Orthodontic
Contract start date	01/09/2009
Contract end date	31/08/2019

16/17 Contracted general activity (UDA)	0
Carry forward general activity (UDA)	0
16/17 Contracted orthodontic activity (UOA)	4,630
Carry forward orthodontic activity (UOA)	22
Baseline contract value	£302,858.22

**ACCESS**

	Contract	England and Wales
24 month ratio of assessments to patient IDs	1.08	1.09

**ACTIVITY**
**Cumulative percentage of contracted UOA delivered 2016 & 2017**

**Adjusted Scheduled Activity (UOA)**

Month	2016	2017
April	311	146
May	999	483
June	1,200	777
July	2,153	1,051
August	2,523	1,408
September	2,717	1,703
October	2,957	2,018
November	3,380	2,422
December	3,615	2,739
January	3,762	2,992
February	4,312	3,311
March	4,480	3,962
April	4,608	
May	4,608	
June	4,608	

**QUALITY**

	Contract Quantity	Contract Base Number	Contract *	Region	England
% of all assessments that were assess and fit appliances (rolling 12 month period)	207	243	85.2%	58.8%	56.6%
% of all assessments that were assess and refuse (rolling 12 month period)	18	243	7.4%	10.3%	11.8%
% of all assessments that were assess and review (rolling 12 month period)	18	243	7.4%	30.9%	31.6%
% of terminated courses where treatment was abandoned or discontinued (rolling 12 month period)	7	241	2.9%	7.0%	7.7%
% of completed treatments indicating that PAR score was taken (year to date)	228	234	97.4%	55.6%	58.4%
Rate of removable appliances per 100 fixed appliances - proposed treatment (rolling 12 month period)	3	259	1.16	5.12	5.64
Rate of removable appliances per 100 fixed appliances - completed treatment (rolling 12 month period)	5	286	1.75	3.95	4.81
% of courses of treatment with removable appliances only - proposed treatment (rolling 12 month period)	0	207	0.0%	1.8%	2.0%
% of courses of treatment with removable appliances only - completed treatment (rolling 12 month period)	1	234	0.4%	1.7%	1.5%
% of patients satisfied with the treatment they have received (rolling 12 month period)	8	8	100.0%	96.9%	96.0%

\* Figures in italics indicate that the base number is less than 100.

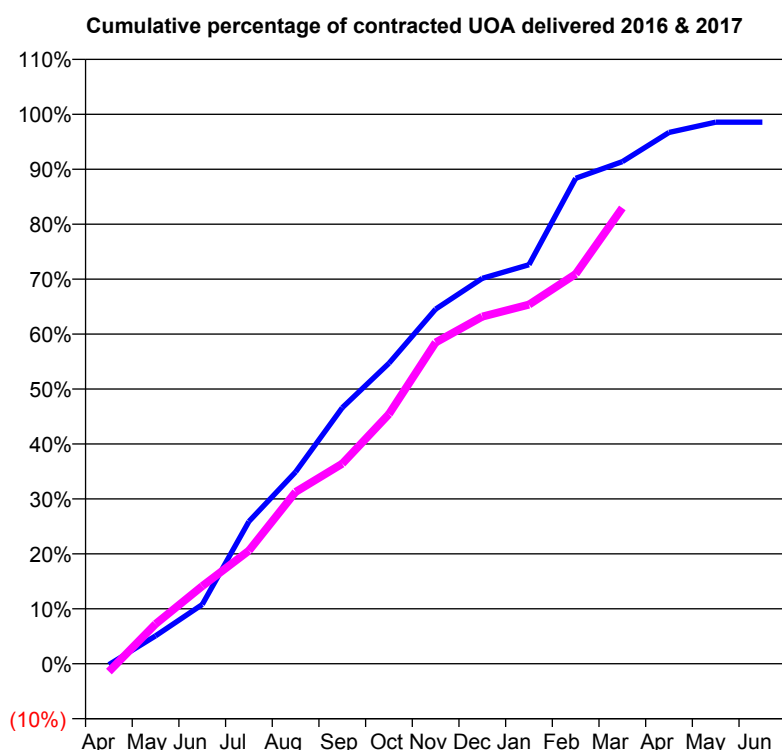
**Q67 - Vital Signs Orthodontic At a Glance Contract Report for 115924/0001 - March 2017**

Name or company name	Aligndent NK Ltd
Contract type name	PDS Contract
Purpose of contract	Orthodontic
Contract start date	01/04/2013
Contract end date	31/03/2018

16/17 Contracted general activity (UDA)	0
Carry forward general activity (UDA)	0
16/17 Contracted orthodontic activity (UOA)	13,600
Carry forward orthodontic activity (UOA)	197
Baseline contract value	£772,432.17

**ACCESS**

	Contract	England and Wales
24 month ratio of assessments to patient IDs	1.01	1.09

**ACTIVITY**


Month	Adjusted Scheduled Activity (UOA)	
	2016	2017
April	-25	-197
May	692	984
June	1,467	1,924
July	3,523	2,801
August	4,747	4,253
September	6,338	4,952
October	7,439	6,179
November	8,777	7,953
December	9,540	8,592
January	9,876	8,888
February	12,015	9,646
March	12,429	11,282
April	13,151	
May	13,403	
June	13,403	

**QUALITY**

	Contract Quantity	Contract Base Number	Contract *	Region	England
% of all assessments that were assess and fit appliances (rolling 12 month period)	610	677	90.1%	58.8%	56.6%
% of all assessments that were assess and refuse (rolling 12 month period)	28	677	4.1%	10.3%	11.8%
% of all assessments that were assess and review (rolling 12 month period)	39	677	5.8%	30.9%	31.6%
% of terminated courses where treatment was abandoned or discontinued (rolling 12 month period)	29	365	7.9%	7.0%	7.7%
% of completed treatments indicating that PAR score was taken (year to date)	320	336	95.2%	55.6%	58.4%
Rate of removable appliances per 100 fixed appliances - proposed treatment (rolling 12 month period)	183	1,159	15.79	5.12	5.64
Rate of removable appliances per 100 fixed appliances - completed treatment (rolling 12 month period)	0	6	0.00	3.95	4.81
% of courses of treatment with removable appliances only - proposed treatment (rolling 12 month period)	21	610	3.4%	1.8%	2.0%
% of courses of treatment with removable appliances only - completed treatment (rolling 12 month period)	0	336	0.0%	1.7%	1.5%
% of patients satisfied with the treatment they have received (rolling 12 month period)	24	26	92.3%	96.9%	96.0%

\* Figures in italics indicate that the base number is less than 100.

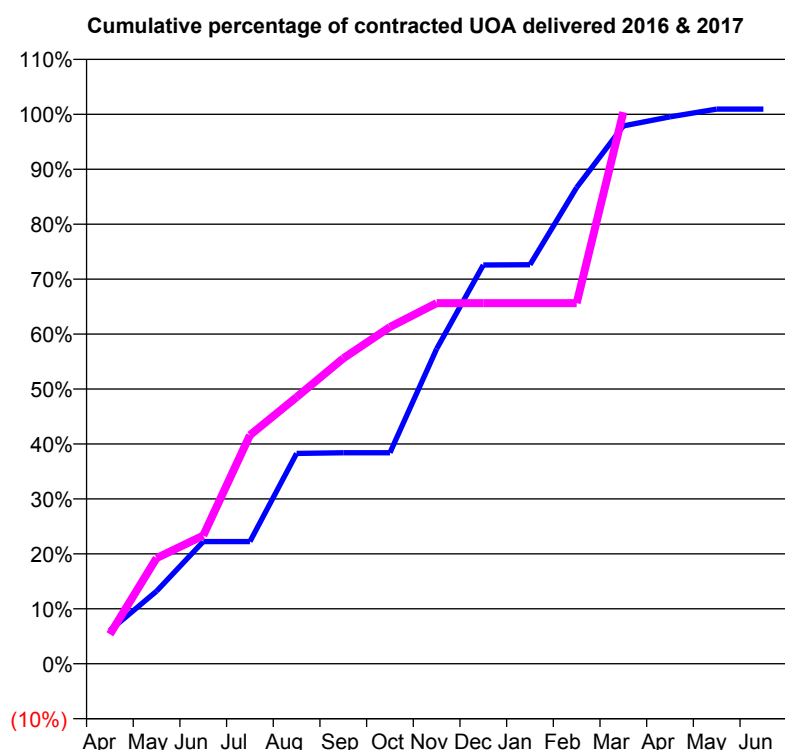
**Q67 - Vital Signs Orthodontic At a Glance Contract Report for 119059/0001 - March 2017**

Name or company name	Bespoke Orthodontics Ltd
Contract type name	PDS Contract
Purpose of contract	Orthodontic
Contract start date	01/04/2013
Contract end date	31/03/2018

16/17 Contracted general activity (UDA)	0
Carry forward general activity (UDA)	0
16/17 Contracted orthodontic activity (UOA)	1,560
Carry forward orthodontic activity (UOA)	0
Baseline contract value	£88,129.84

**ACCESS**

	Contract	England and Wales
24 month ratio of assessments to patient IDs	1.03	1.09

**ACTIVITY**


Month	Adjusted Scheduled Activity (UOA)	
	2016	2017
April	95	84
May	206	300
June	347	364
July	347	649
August	597	757
September	599	867
October	599	956
November	894	1,024
December	1,132	1,024
January	1,133	1,024
February	1,352	1,024
March	1,527	1,566
April	1,553	
May	1,575	
June	1,575	

**QUALITY**

	Contract Quantity	Contract Base Number	Contract *	Region	England
% of all assessments that were assess and fit appliances (rolling 12 month period)	74	159	46.5%	58.8%	56.6%
% of all assessments that were assess and refuse (rolling 12 month period)	44	159	27.7%	10.3%	11.8%
% of all assessments that were assess and review (rolling 12 month period)	41	159	25.8%	30.9%	31.6%
% of terminated courses where treatment was abandoned or discontinued (rolling 12 month period)	17	66	25.8%	7.0%	7.7%
% of completed treatments indicating that PAR score was taken (year to date)	48	49	98.0%	55.6%	58.4%
Rate of removable appliances per 100 fixed appliances - proposed treatment (rolling 12 month period)	7	145	4.83	5.12	5.64
Rate of removable appliances per 100 fixed appliances - completed treatment (rolling 12 month period)	2	92	2.17	3.95	4.81
% of courses of treatment with removable appliances only - proposed treatment (rolling 12 month period)	0	74	0.0%	1.8%	2.0%
% of courses of treatment with removable appliances only - completed treatment (rolling 12 month period)	1	49	2.0%	1.7%	1.5%
% of patients satisfied with the treatment they have received (rolling 12 month period)	1	1	100.0%	96.9%	96.0%

\* Figures in italics indicate that the base number is less than 100.

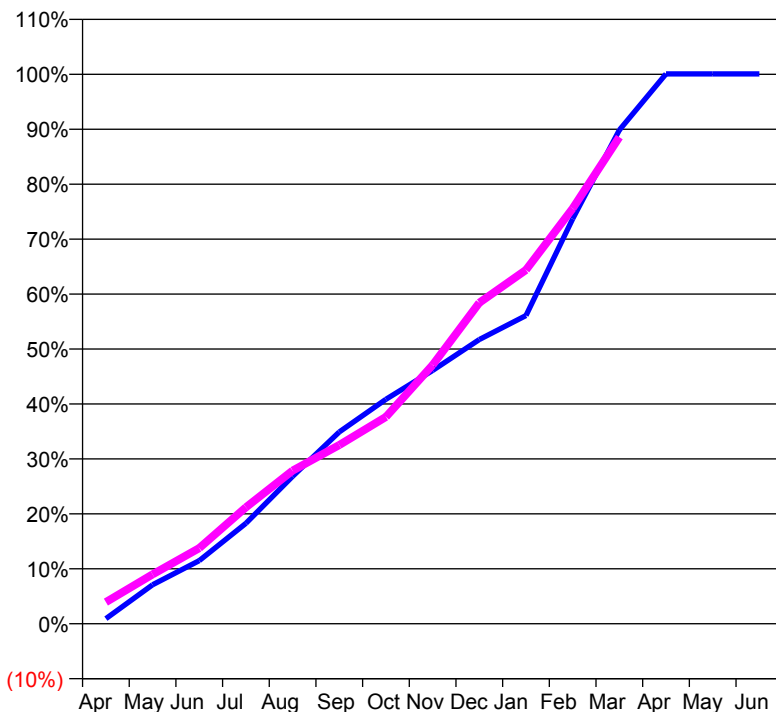
**Q67 - Vital Signs Orthodontic At a Glance Contract Report for 133035/0001 - March 2017**

Name or company name	Rochester Orthodontic Centre
Contract type name	PDS Contract
Purpose of contract	Orthodontic
Contract start date	07/04/2013
Contract end date	31/03/2018

16/17 Contracted general activity (UDA)	0
Carry forward general activity (UDA)	0
16/17 Contracted orthodontic activity (UOA)	38,257
Carry forward orthodontic activity (UOA)	0
Baseline contract value	£2,550,145.13

**ACCESS**

	Contract	England and Wales
24 month ratio of assessments to patient IDs	1.02	1.09

**ACTIVITY**
**Cumulative percentage of contracted UOA delivered 2016 & 2017**

**Adjusted Scheduled Activity (UOA)**

Month	2016	2017
April	356	1,506
May	2,717	3,440
June	4,399	5,270
July	6,991	8,109
August	10,267	10,658
September	13,358	12,446
October	15,629	14,407
November	17,634	18,017
December	19,787	22,351
January	21,464	24,638
February	28,192	28,914
March	34,376	33,885
April	38,278	
May	38,278	
June	38,279	

**QUALITY**

	Contract Quantity	Contract Base Number	Contract *	Region	England
% of all assessments that were assess and fit appliances (rolling 12 month period)	1,811	2,101	86.2%	58.8%	56.6%
% of all assessments that were assess and refuse (rolling 12 month period)	90	2,101	4.3%	10.3%	11.8%
% of all assessments that were assess and review (rolling 12 month period)	200	2,101	9.5%	30.9%	31.6%
% of terminated courses where treatment was abandoned or discontinued (rolling 12 month period)	153	1,772	8.6%	7.0%	7.7%
% of completed treatments indicating that PAR score was taken (year to date)	619	1,619	38.2%	55.6%	58.4%
Rate of removable appliances per 100 fixed appliances - proposed treatment (rolling 12 month period)	36	3,569	1.01	5.12	5.64
Rate of removable appliances per 100 fixed appliances - completed treatment (rolling 12 month period)	77	3,207	2.40	3.95	4.81
% of courses of treatment with removable appliances only - proposed treatment (rolling 12 month period)	18	1,811	1.0%	1.8%	2.0%
% of courses of treatment with removable appliances only - completed treatment (rolling 12 month period)	9	1,619	0.6%	1.7%	1.5%
% of patients satisfied with the treatment they have received (rolling 12 month period)	47	49	95.9%	96.9%	96.0%

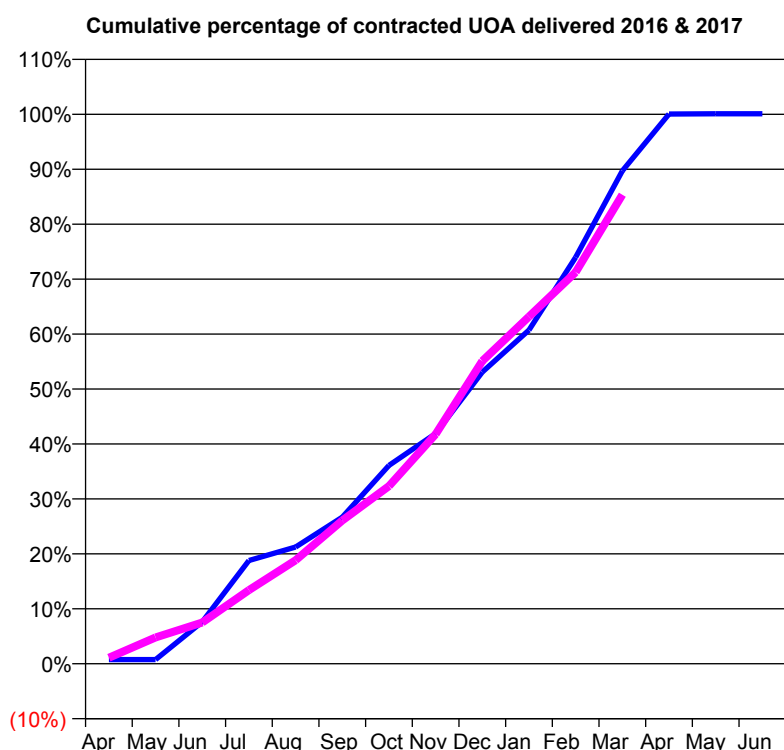
\* Figures in italics indicate that the base number is less than 100.

**Q67 - Vital Signs Orthodontic At a Glance Contract Report for 148350/0001 - March 2017**

Name or company name	Folkestone & Dover Orthodontics Limited
Contract type name	PDS Contract
Purpose of contract	Orthodontic
Contract start date	01/04/2008
Contract end date	31/03/2018

16/17 Contracted general activity (UDA)	0
Carry forward general activity (UDA)	0
16/17 Contracted orthodontic activity (UOA)	5,796
Carry forward orthodontic activity (UOA)	0
Baseline contract value	£388,280.99

ACCESS	Contract	England and Wales
24 month ratio of assessments to patient IDs	1.05	1.09

**ACTIVITY**


Month	Adjusted Scheduled Activity (UOA)	
	2016	2017
April	44	64
May	44	278
June	443	436
July	1,089	777
August	1,231	1,093
September	1,546	1,511
October	2,092	1,875
November	2,428	2,422
December	3,077	3,194
January	3,520	3,662
February	4,288	4,131
March	5,200	4,947
April	5,799	
May	5,801	
June	5,801	

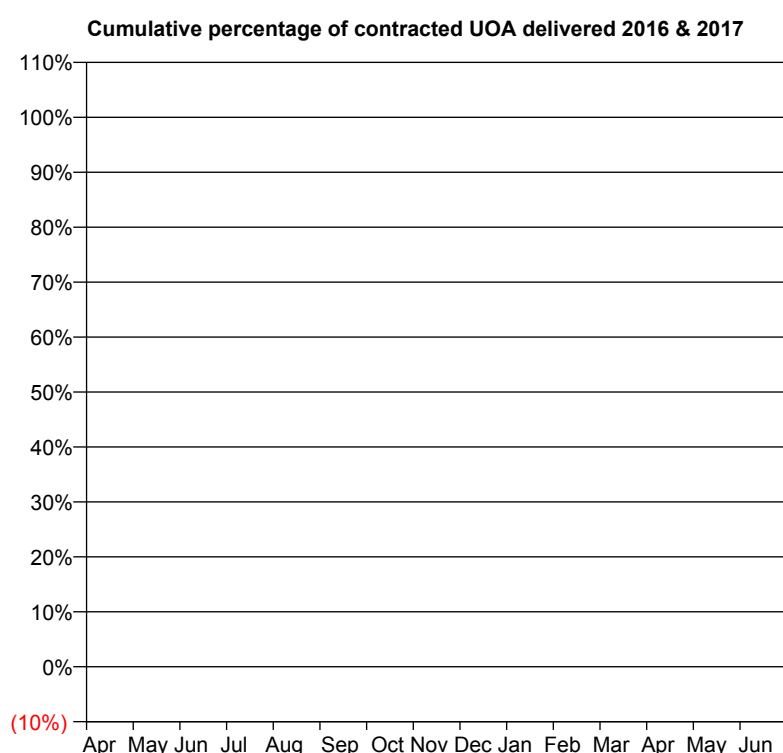
QUALITY	Contract Quantity	Contract Base Number	Contract *	Region	England
% of all assessments that were assess and fit appliances (rolling 12 month period)	263	360	73.1%	58.8%	56.6%
% of all assessments that were assess and refuse (rolling 12 month period)	47	360	13.1%	10.3%	11.8%
% of all assessments that were assess and review (rolling 12 month period)	50	360	13.9%	30.9%	31.6%
% of terminated courses where treatment was abandoned or discontinued (rolling 12 month period)	52	385	13.5%	7.0%	7.7%
% of completed treatments indicating that PAR score was taken (year to date)	79	333	23.7%	55.6%	58.4%
Rate of removable appliances per 100 fixed appliances - proposed treatment (rolling 12 month period)	121	501	24.15	5.12	5.64
Rate of removable appliances per 100 fixed appliances - completed treatment (rolling 12 month period)	98	593	16.53	3.95	4.81
% of courses of treatment with removable appliances only - proposed treatment (rolling 12 month period)	4	263	1.5%	1.8%	2.0%
% of courses of treatment with removable appliances only - completed treatment (rolling 12 month period)	1	333	0.3%	1.7%	1.5%
% of patients satisfied with the treatment they have received (rolling 12 month period)	6	6	100.0%	96.9%	96.0%

\* Figures in italics indicate that the base number is less than 100.

**Q67 - Vital Signs Orthodontic At a Glance Contract Report for 157112/0001 - March 2017**

Name or company name	Snodland Dental Care	16/17 Contracted general activity (UDA)	6,044
Contract type name	GDS Contract	Carry forward general activity (UDA)	234
Purpose of contract	General	16/17 Contracted orthodontic activity (UOA)	0
Contract start date	12/03/2014	Carry forward orthodontic activity (UOA)	0
Contract end date		Baseline contract value	£168,235.01

ACCESS	Contract	England and Wales
24 month ratio of assessments to patient IDs	1.00	1.09

**ACTIVITY**


Month	Adjusted Scheduled Activity (UOA)	
	2016	2017
April	0	0
May	0	0
June	0	0
July	0	0
August	0	0
September	0	1
October	0	1
November	0	1
December	0	1
January	0	1
February	0	1
March	0	1
April	0	
May	0	
June	0	

**QUALITY**

	Contract Quantity	Contract Base Number	Contract *	Region	England
% of all assessments that were assess and fit appliances (rolling 12 month period)	0	1	0.0%	58.8%	56.6%
% of all assessments that were assess and refuse (rolling 12 month period)	0	1	0.0%	10.3%	11.8%
% of all assessments that were assess and review (rolling 12 month period)	1	1	100.0%	30.9%	31.6%
% of terminated courses where treatment was abandoned or discontinued (rolling 12 month period)	0	0	N/A	7.0%	7.7%
% of completed treatments indicating that PAR score was taken (year to date)	0	0	N/A	55.6%	58.4%
Rate of removable appliances per 100 fixed appliances - proposed treatment (rolling 12 month period)	0	0	N/A	5.12	5.64
Rate of removable appliances per 100 fixed appliances - completed treatment (rolling 12 month period)	0	0	N/A	3.95	4.81
% of courses of treatment with removable appliances only - proposed treatment (rolling 12 month period)	0	0	N/A	1.8%	2.0%
% of courses of treatment with removable appliances only - completed treatment (rolling 12 month period)	0	0	N/A	1.7%	1.5%
% of patients satisfied with the treatment they have received (rolling 12 month period)	0	0	N/A	96.9%	96.0%

\* Figures in italics indicate that the base number is less than 100.

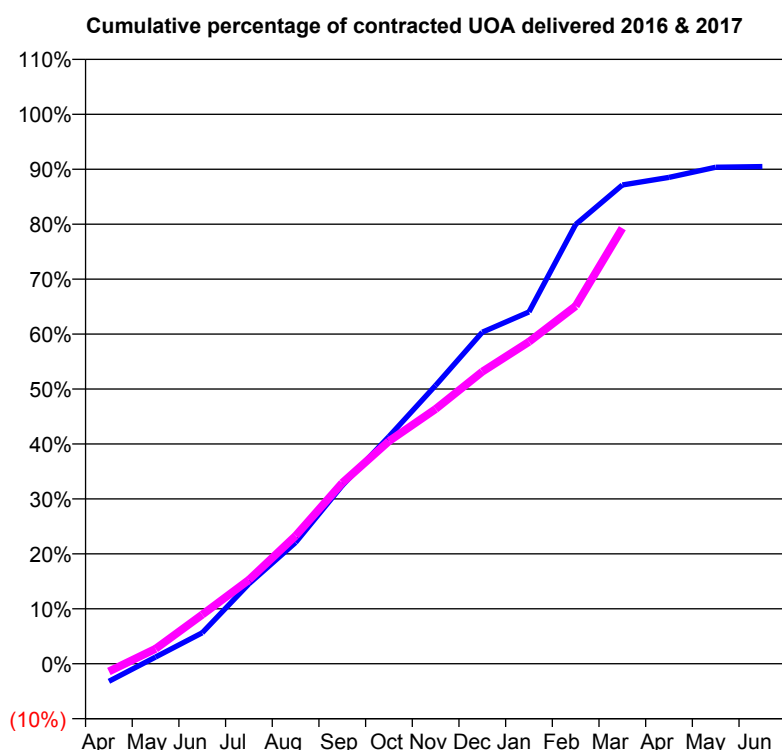


**Q67 - Vital Signs Orthodontic At a Glance Contract Report for 195820/0001 - March 2017**

Name or company name	Mr B Hayes (Aligndent Limited)
Contract type name	PDS Contract
Purpose of contract	Orthodontic
Contract start date	01/01/2008
Contract end date	31/03/2025

16/17 Contracted general activity (UDA)	0
Carry forward general activity (UDA)	0
16/17 Contracted orthodontic activity (UOA)	21,364
Carry forward orthodontic activity (UOA)	560
Baseline contract value	£1,425,935.55

ACCESS	Contract	England and Wales
24 month ratio of assessments to patient IDs	1.02	1.09

**ACTIVITY**


Month	Adjusted Scheduled Activity (UOA)	
	2016	2017
April	-739	-302
May	285	584
June	1,300	1,909
July	3,351	3,263
August	5,084	4,976
September	7,471	7,034
October	9,524	8,654
November	11,664	9,907
December	13,899	11,358
January	14,745	12,518
February	18,414	13,909
March	20,064	16,934
April	20,384	
May	20,810	
June	20,835	

QUALITY	Contract Quantity	Contract Base Number	Contract *	Region	England
% of all assessments that were assess and fit appliances (rolling 12 month period)	952	1,668	57.1%	58.8%	56.6%
% of all assessments that were assess and refuse (rolling 12 month period)	189	1,668	11.3%	10.3%	11.8%
% of all assessments that were assess and review (rolling 12 month period)	527	1,668	31.6%	30.9%	31.6%
% of terminated courses where treatment was abandoned or discontinued (rolling 12 month period)	143	1,218	11.7%	7.0%	7.7%
% of completed treatments indicating that PAR score was taken (year to date)	879	1,075	81.8%	55.6%	58.4%
Rate of removable appliances per 100 fixed appliances - proposed treatment (rolling 12 month period)	279	1,779	15.68	5.12	5.64
Rate of removable appliances per 100 fixed appliances - completed treatment (rolling 12 month period)	0	0	N/A	3.95	4.81
% of courses of treatment with removable appliances only - proposed treatment (rolling 12 month period)	42	952	4.4%	1.8%	2.0%
% of courses of treatment with removable appliances only - completed treatment (rolling 12 month period)	0	1,075	0.0%	1.7%	1.5%
% of patients satisfied with the treatment they have received (rolling 12 month period)	38	38	100.0%	96.9%	96.0%

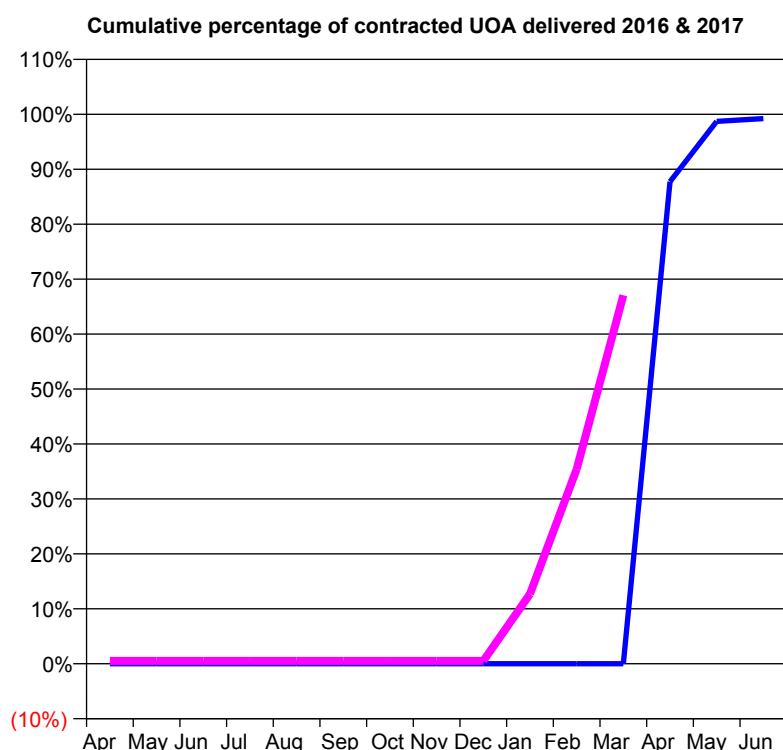
\* Figures in italics indicate that the base number is less than 100.

**Q67 - Vital Signs Orthodontic At a Glance Contract Report for 195820/0003 - March 2017**

Name or company name	Mr B Hayes (Aligndent Limited)	16/17 Contracted general activity (UDA)	0
Contract type name	PDS Contract	Carry forward general activity (UDA)	0
Purpose of contract	Orthodontic	16/17 Contracted orthodontic activity (UOA)	4,000
Contract start date	01/11/2015	Carry forward orthodontic activity (UOA)	0
Contract end date	31/03/2017	Baseline contract value	£266,960.58

**ACCESS**

	Contract	England and Wales
24 month ratio of assessments to patient IDs	1.03	1.09

**ACTIVITY**


Month	Adjusted Scheduled Activity (UOA)	
	2016	2017
April	0	21
May	0	21
June	0	21
July	0	21
August	0	21
September	0	21
October	0	21
November	0	21
December	0	21
January	0	508
February	0	1,417
March	0	2,682
April	3,509	
May	3,948	
June	3,969	

**QUALITY**

	Contract Quantity	Contract Base Number	Contract *	Region	England
% of all assessments that were assess and fit appliances (rolling 12 month period)	319	324	98.5%	58.8%	56.6%
% of all assessments that were assess and refuse (rolling 12 month period)	1	324	0.3%	10.3%	11.8%
% of all assessments that were assess and review (rolling 12 month period)	4	324	1.2%	30.9%	31.6%
% of terminated courses where treatment was abandoned or discontinued (rolling 12 month period)	1	5	20.0%	7.0%	7.7%
% of completed treatments indicating that PAR score was taken (year to date)	4	4	100.0%	55.6%	58.4%
Rate of removable appliances per 100 fixed appliances - proposed treatment (rolling 12 month period)	38	593	6.41	5.12	5.64
Rate of removable appliances per 100 fixed appliances - completed treatment (rolling 12 month period)	0	0	N/A	3.95	4.81
% of courses of treatment with removable appliances only - proposed treatment (rolling 12 month period)	3	319	0.9%	1.8%	2.0%
% of courses of treatment with removable appliances only - completed treatment (rolling 12 month period)	0	4	0.0%	1.7%	1.5%
% of patients satisfied with the treatment they have received (rolling 12 month period)	3	4	75.0%	96.9%	96.0%

\* Figures in italics indicate that the base number is less than 100.

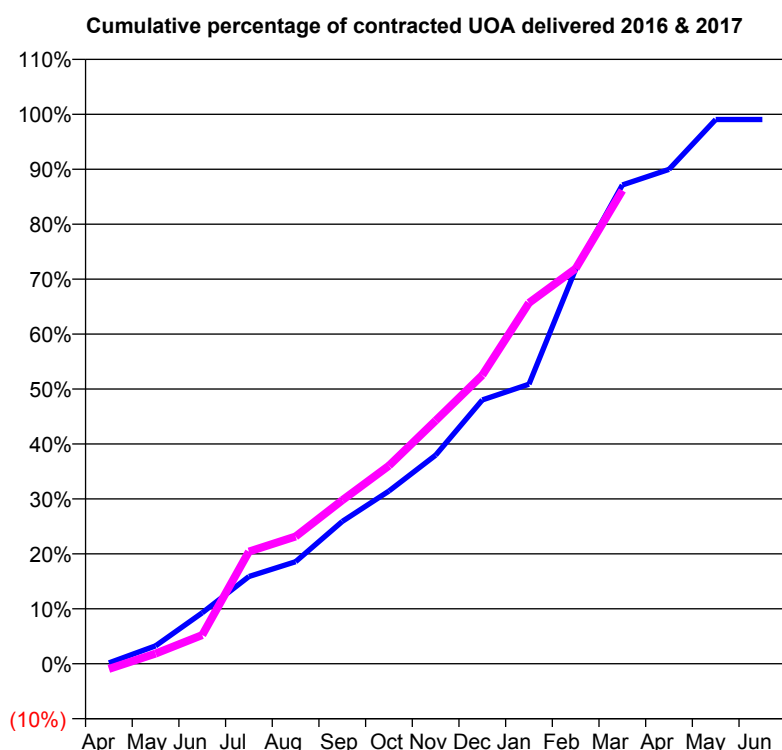
**Q67 - Vital Signs Orthodontic At a Glance Contract Report for 197602/0001 - March 2017**

Name or company name	Richard Flanagan and Associates Ltd
Contract type name	PDS Contract
Purpose of contract	Orthodontic
Contract start date	01/09/2007
Contract end date	31/03/2018

16/17 Contracted general activity (UDA)	0
Carry forward general activity (UDA)	0
16/17 Contracted orthodontic activity (UOA)	20,293
Carry forward orthodontic activity (UOA)	195
Baseline contract value	£1,388,663.87

**ACCESS**

	Contract	England and Wales
24 month ratio of assessments to patient IDs	1.11	1.09

**ACTIVITY**


Month	Adjusted Scheduled Activity (UOA)	
	2016	2017
April	33	-195
May	662	377
June	1,882	1,060
July	3,224	4,142
August	3,770	4,702
September	5,259	6,041
October	6,379	7,314
November	7,703	8,981
December	9,745	10,657
January	10,322	13,330
February	14,574	14,596
March	17,683	17,481
April	18,257	
May	20,098	
June	20,098	

**QUALITY**

	Contract Quantity	Contract Base Number	Contract *	Region	England
% of all assessments that were assess and fit appliances (rolling 12 month period)	930	1,634	56.9%	58.8%	56.6%
% of all assessments that were assess and refuse (rolling 12 month period)	243	1,634	14.9%	10.3%	11.8%
% of all assessments that were assess and review (rolling 12 month period)	461	1,634	28.2%	30.9%	31.6%
% of terminated courses where treatment was abandoned or discontinued (rolling 12 month period)	120	1,156	10.4%	7.0%	7.7%
% of completed treatments indicating that PAR score was taken (year to date)	408	1,035	39.4%	55.6%	58.4%
Rate of removable appliances per 100 fixed appliances - proposed treatment (rolling 12 month period)	105	1,767	5.94	5.12	5.64
Rate of removable appliances per 100 fixed appliances - completed treatment (rolling 12 month period)	74	1,865	3.97	3.95	4.81
% of courses of treatment with removable appliances only - proposed treatment (rolling 12 month period)	11	930	1.2%	1.8%	2.0%
% of courses of treatment with removable appliances only - completed treatment (rolling 12 month period)	14	1,036	1.4%	1.7%	1.5%
% of patients satisfied with the treatment they have received (rolling 12 month period)	30	31	96.8%	96.9%	96.0%

\* Figures in italics indicate that the base number is less than 100.

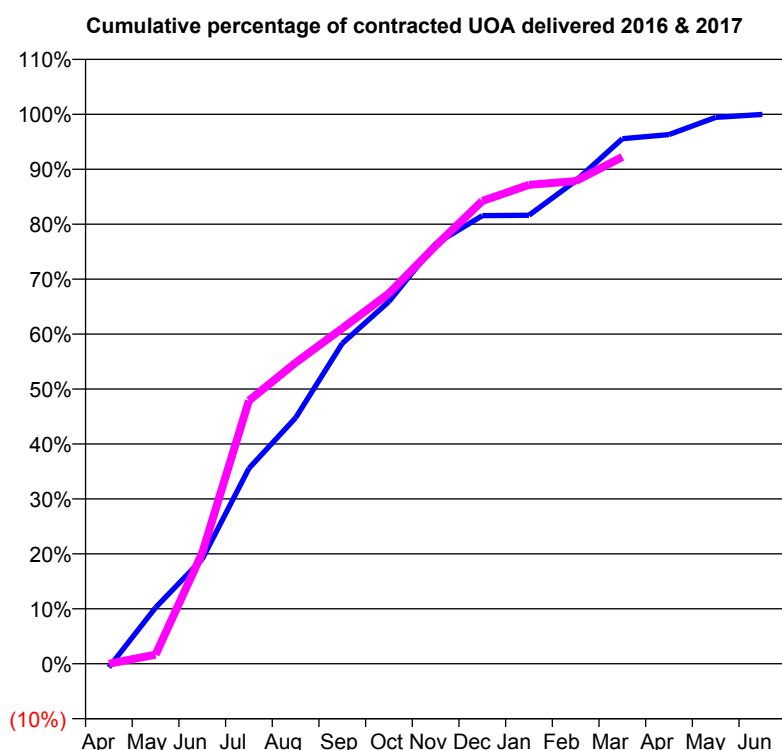
**Q67 - Vital Signs Orthodontic At a Glance Contract Report for 197602/0003 - March 2017**

Name or company name	Richard Flanagan and Associates Ltd
Contract type name	PDS Contract
Purpose of contract	Orthodontic
Contract start date	01/09/2007
Contract end date	31/03/2018

16/17 Contracted general activity (UDA)	0
Carry forward general activity (UDA)	0
16/17 Contracted orthodontic activity (UOA)	9,110
Carry forward orthodontic activity (UOA)	2
Baseline contract value	£604,089.03

**ACCESS**

	Contract	England and Wales
24 month ratio of assessments to patient IDs	1.08	1.09

**ACTIVITY**


Month	Adjusted Scheduled Activity (UOA)	
	2016	2017
April	-61	-2
May	932	151
June	1,736	1,838
July	3,240	4,362
August	4,077	4,991
September	5,311	5,560
October	6,006	6,140
November	6,961	6,929
December	7,430	7,672
January	7,437	7,940
February	8,007	8,002
March	8,704	8,401
April	8,773	
May	9,059	
June	9,108	

**QUALITY**

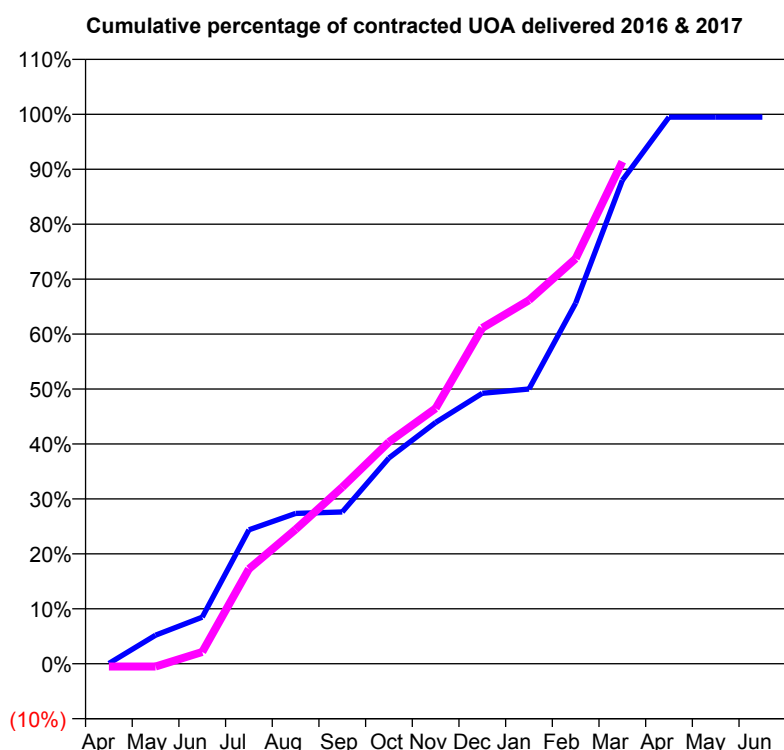
	Contract Quantity	Contract Base Number	Contract *	Region	England
% of all assessments that were assess and fit appliances (rolling 12 month period)	401	802	50.0%	58.8%	56.6%
% of all assessments that were assess and refuse (rolling 12 month period)	130	802	16.2%	10.3%	11.8%
% of all assessments that were assess and review (rolling 12 month period)	271	802	33.8%	30.9%	31.6%
% of terminated courses where treatment was abandoned or discontinued (rolling 12 month period)	51	550	9.3%	7.0%	7.7%
% of completed treatments indicating that PAR score was taken (year to date)	225	499	45.1%	55.6%	58.4%
Rate of removable appliances per 100 fixed appliances - proposed treatment (rolling 12 month period)	45	759	5.93	5.12	5.64
Rate of removable appliances per 100 fixed appliances - completed treatment (rolling 12 month period)	32	896	3.57	3.95	4.81
% of courses of treatment with removable appliances only - proposed treatment (rolling 12 month period)	4	401	1.0%	1.8%	2.0%
% of courses of treatment with removable appliances only - completed treatment (rolling 12 month period)	7	499	1.4%	1.7%	1.5%
% of patients satisfied with the treatment they have received (rolling 12 month period)	5	6	83.3%	96.9%	96.0%

\* Figures in italics indicate that the base number is less than 100.

**Q67 - Vital Signs Orthodontic At a Glance Contract Report for 326852/0001 - March 2017**

Name or company name	MR PM DAVIS	16/17 Contracted general activity (UDA)	0
Contract type name	PDS Contract	Carry forward general activity (UDA)	0
Purpose of contract	Orthodontic	16/17 Contracted orthodontic activity (UOA)	7,910
Contract start date	01/04/2006	Carry forward orthodontic activity (UOA)	41
Contract end date	31/03/2018	Baseline contract value	£516,755.05

ACCESS	Contract	England and Wales
24 month ratio of assessments to patient IDs	1.11	1.09

**ACTIVITY**


Month	Adjusted Scheduled Activity (UOA)	
	2016	2017
April	4	-41
May	412	-41
June	671	169
July	1,928	1,366
August	2,164	1,933
September	2,185	2,542
October	2,962	3,193
November	3,473	3,676
December	3,893	4,835
January	3,956	5,234
February	5,192	5,833
March	6,960	7,228
April	7,869	
May	7,869	
June	7,869	

**QUALITY**

	Contract Quantity	Contract Base Number	Contract *	Region	England
% of all assessments that were assess and fit appliances (rolling 12 month period)	390	437	89.2%	58.8%	56.6%
% of all assessments that were assess and refuse (rolling 12 month period)	4	437	0.9%	10.3%	11.8%
% of all assessments that were assess and review (rolling 12 month period)	43	437	9.8%	30.9%	31.6%
% of terminated courses where treatment was abandoned or discontinued (rolling 12 month period)	28	395	7.1%	7.0%	7.7%
% of completed treatments indicating that PAR score was taken (year to date)	246	367	67.0%	55.6%	58.4%
Rate of removable appliances per 100 fixed appliances - proposed treatment (rolling 12 month period)	12	758	1.58	5.12	5.64
Rate of removable appliances per 100 fixed appliances - completed treatment (rolling 12 month period)	22	710	3.10	3.95	4.81
% of courses of treatment with removable appliances only - proposed treatment (rolling 12 month period)	5	390	1.3%	1.8%	2.0%
% of courses of treatment with removable appliances only - completed treatment (rolling 12 month period)	7	367	1.9%	1.7%	1.5%
% of patients satisfied with the treatment they have received (rolling 12 month period)	25	25	100.0%	96.9%	96.0%

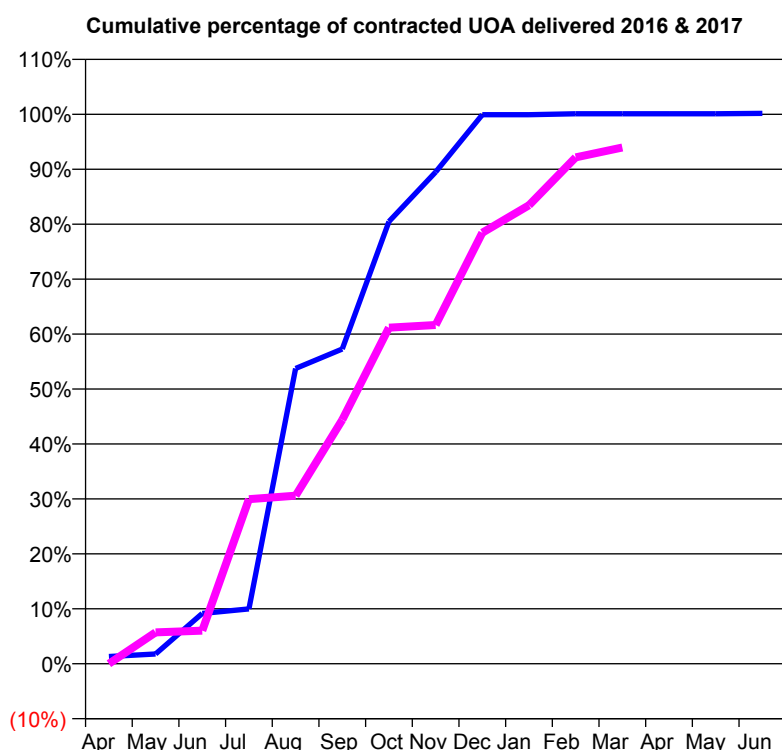
\* Figures in italics indicate that the base number is less than 100.

**Q67 - Vital Signs Orthodontic At a Glance Contract Report for 330736/0018 - March 2017**

Name or company name	MR N PATEL
Contract type name	GDS Contract
Purpose of contract	General and Orthodontic
Contract start date	01/01/2015
Contract end date	

16/17 Contracted general activity (UDA)	38,100
Carry forward general activity (UDA)	643
16/17 Contracted orthodontic activity (UOA)	1,275
Carry forward orthodontic activity (UOA)	0
Baseline contract value	£986,612.82

ACCESS	Contract	England and Wales
24 month ratio of assessments to patient IDs	1.14	1.09

**ACTIVITY**


Month	Adjusted Scheduled Activity (UOA)	
	2016	2017
April	17	0
May	23	73
June	117	77
July	127	382
August	685	390
September	730	566
October	1,026	780
November	1,141	786
December	1,274	1,000
January	1,274	1,064
February	1,276	1,175
March	1,276	1,198
April	1,276	
May	1,276	
June	1,277	

QUALITY	Contract Quantity	Contract Base Number	Contract *	Region	England
% of all assessments that were assess and fit appliances (rolling 12 month period)	54	122	44.3%	58.8%	56.6%
% of all assessments that were assess and refuse (rolling 12 month period)	30	122	24.6%	10.3%	11.8%
% of all assessments that were assess and review (rolling 12 month period)	38	122	31.1%	30.9%	31.6%
% of terminated courses where treatment was abandoned or discontinued (rolling 12 month period)	3	69	4.3%	7.0%	7.7%
% of completed treatments indicating that PAR score was taken (year to date)	65	66	98.5%	55.6%	58.4%
Rate of removable appliances per 100 fixed appliances - proposed treatment (rolling 12 month period)	18	22	81.82	5.12	5.64
Rate of removable appliances per 100 fixed appliances - completed treatment (rolling 12 month period)	36	86	41.86	3.95	4.81
% of courses of treatment with removable appliances only - proposed treatment (rolling 12 month period)	18	54	33.3%	1.8%	2.0%
% of courses of treatment with removable appliances only - completed treatment (rolling 12 month period)	10	66	15.2%	1.7%	1.5%
% of patients satisfied with the treatment they have received (rolling 12 month period)	3	3	100.0%	96.9%	96.0%

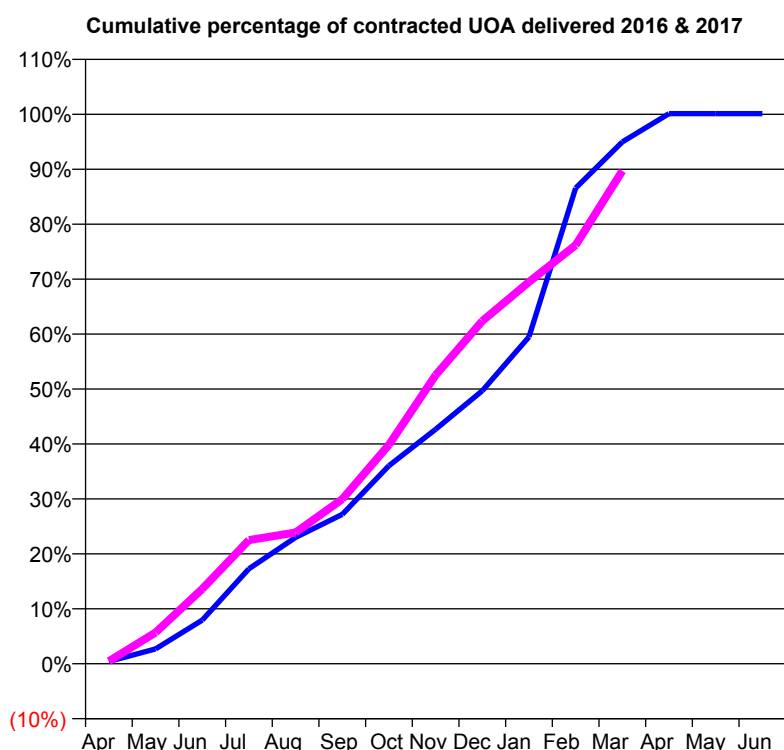
\* Figures in italics indicate that the base number is less than 100.

**Q67 - Vital Signs Orthodontic At a Glance Contract Report for 332321/0001 - March 2017**

Name or company name	MRS RA KANE
Contract type name	PDS Contract
Purpose of contract	Orthodontic
Contract start date	01/04/2006
Contract end date	31/03/2018

16/17 Contracted general activity (UDA)	0
Carry forward general activity (UDA)	0
16/17 Contracted orthodontic activity (UOA)	4,498
Carry forward orthodontic activity (UOA)	0
Baseline contract value	£297,667.24

ACCESS	Contract	England and Wales
24 month ratio of assessments to patient IDs	1.02	1.09

**ACTIVITY**


Month	Adjusted Scheduled Activity (UOA)	
	2016	2017
April	19	21
May	122	256
June	357	613
July	778	1,012
August	1,034	1,075
September	1,223	1,348
October	1,622	1,793
November	1,920	2,363
December	2,235	2,806
January	2,676	3,126
February	3,894	3,427
March	4,272	4,035
April	4,503	
May	4,503	
June	4,503	

QUALITY	Contract Quantity	Contract Base Number	Contract *	Region	England
% of all assessments that were assess and fit appliances (rolling 12 month period)	208	245	84.9%	58.8%	56.6%
% of all assessments that were assess and refuse (rolling 12 month period)	7	245	2.9%	10.3%	11.8%
% of all assessments that were assess and review (rolling 12 month period)	30	245	12.2%	30.9%	31.6%
% of terminated courses where treatment was abandoned or discontinued (rolling 12 month period)	10	181	5.5%	7.0%	7.7%
% of completed treatments indicating that PAR score was taken (year to date)	54	169	32.0%	55.6%	58.4%
Rate of removable appliances per 100 fixed appliances - proposed treatment (rolling 12 month period)	1	408	0.25	5.12	5.64
Rate of removable appliances per 100 fixed appliances - completed treatment (rolling 12 month period)	3	321	0.93	3.95	4.81
% of courses of treatment with removable appliances only - proposed treatment (rolling 12 month period)	1	208	0.5%	1.8%	2.0%
% of courses of treatment with removable appliances only - completed treatment (rolling 12 month period)	2	171	1.2%	1.7%	1.5%
% of patients satisfied with the treatment they have received (rolling 12 month period)	10	10	100.0%	96.9%	96.0%

\* Figures in italics indicate that the base number is less than 100.

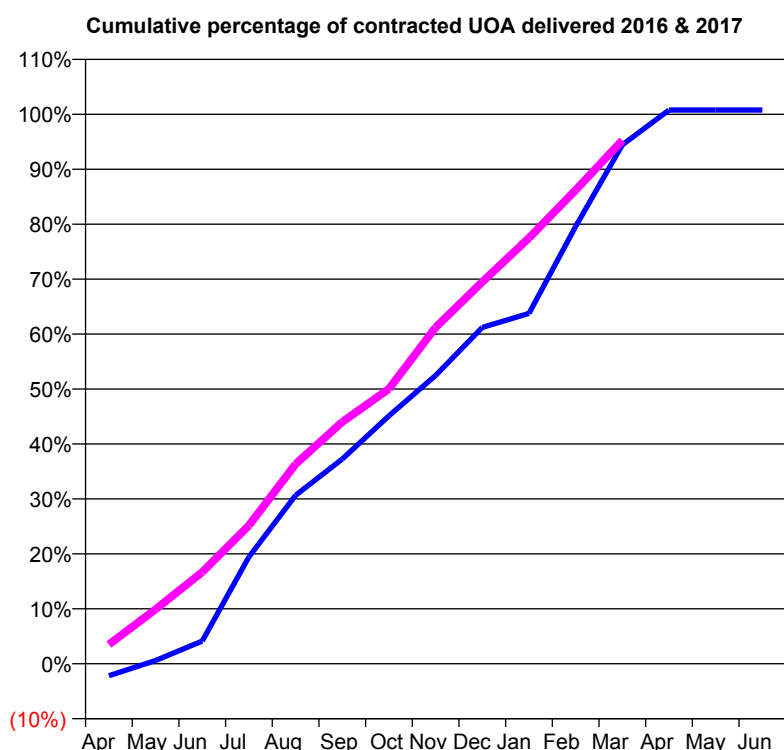
**Q67 - Vital Signs Orthodontic At a Glance Contract Report for 571474/0001 - March 2017**

Name or company name	MR PE HANNON
Contract type name	PDS Contract
Purpose of contract	Orthodontic
Contract start date	01/04/2006
Contract end date	31/03/2018

16/17 Contracted general activity (UDA)	0
Carry forward general activity (UDA)	0
16/17 Contracted orthodontic activity (UOA)	17,219
Carry forward orthodontic activity (UOA)	0
Baseline contract value	£1,090,879.97

**ACCESS**

	Contract	England and Wales
24 month ratio of assessments to patient IDs	1.05	1.09

**ACTIVITY**


Month	Adjusted Scheduled Activity (UOA)	
	2016	2017
April	-379	603
May	104	1,709
June	713	2,873
July	3,349	4,337
August	5,279	6,256
September	6,415	7,579
October	7,772	8,613
November	9,035	10,540
December	10,540	11,967
January	10,979	13,346
February	13,704	14,845
March	16,262	16,403
April	17,353	
May	17,353	
June	17,353	

**QUALITY**

	Contract Quantity	Contract Base Number	Contract *	Region	England
% of all assessments that were assess and fit appliances (rolling 12 month period)	815	1,448	56.3%	58.8%	56.6%
% of all assessments that were assess and refuse (rolling 12 month period)	118	1,448	8.1%	10.3%	11.8%
% of all assessments that were assess and review (rolling 12 month period)	515	1,448	35.6%	30.9%	31.6%
% of terminated courses where treatment was abandoned or discontinued (rolling 12 month period)	59	848	7.0%	7.0%	7.7%
% of completed treatments indicating that PAR score was taken (year to date)	122	789	15.5%	55.6%	58.4%
Rate of removable appliances per 100 fixed appliances - proposed treatment (rolling 12 month period)	48	1,585	3.03	5.12	5.64
Rate of removable appliances per 100 fixed appliances - completed treatment (rolling 12 month period)	15	1,517	0.99	3.95	4.81
% of courses of treatment with removable appliances only - proposed treatment (rolling 12 month period)	15	815	1.8%	1.8%	2.0%
% of courses of treatment with removable appliances only - completed treatment (rolling 12 month period)	13	789	1.6%	1.7%	1.5%
% of patients satisfied with the treatment they have received (rolling 12 month period)	28	28	100.0%	96.9%	96.0%

\* Figures in italics indicate that the base number is less than 100.

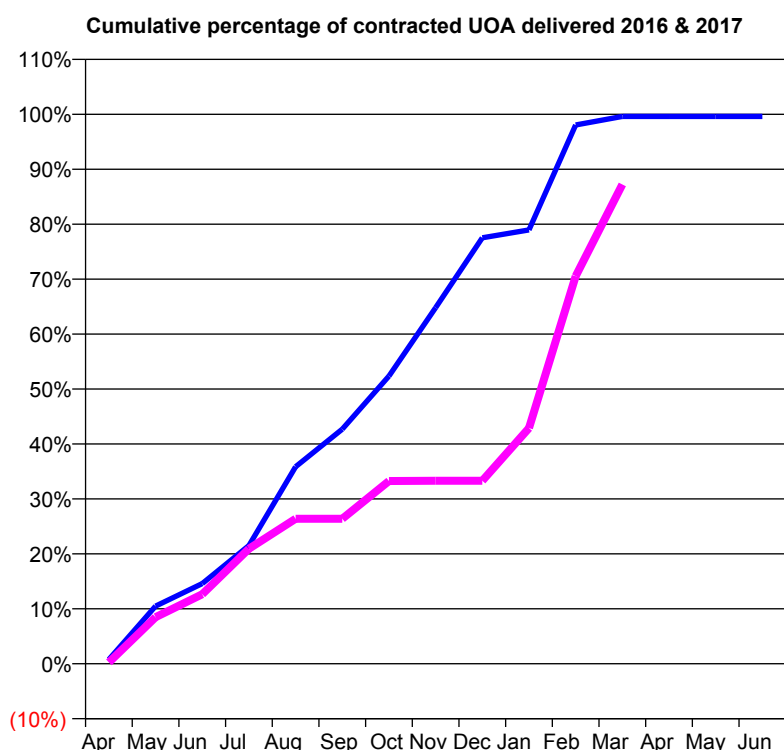


**Q67 - Vital Signs Orthodontic At a Glance Contract Report for 574376/0002 - March 2017**

Name or company name	MR EM CAMPBELL
Contract type name	PDS Contract
Purpose of contract	Orthodontic
Contract start date	01/12/2013
Contract end date	31/03/2018

16/17 Contracted general activity (UDA)	0
Carry forward general activity (UDA)	0
16/17 Contracted orthodontic activity (UOA)	1,534
Carry forward orthodontic activity (UOA)	0
Baseline contract value	£93,869.72

ACCESS	Contract	England and Wales
24 month ratio of assessments to patient IDs	1.01	1.09

**ACTIVITY**


Month	Adjusted Scheduled Activity (UOA)	
	2016	2017
April	12	4
May	161	130
June	224	194
July	330	321
August	550	405
September	655	405
October	803	510
November	994	511
December	1,189	511
January	1,211	658
February	1,504	1,082
March	1,528	1,338
April	1,528	
May	1,528	
June	1,528	

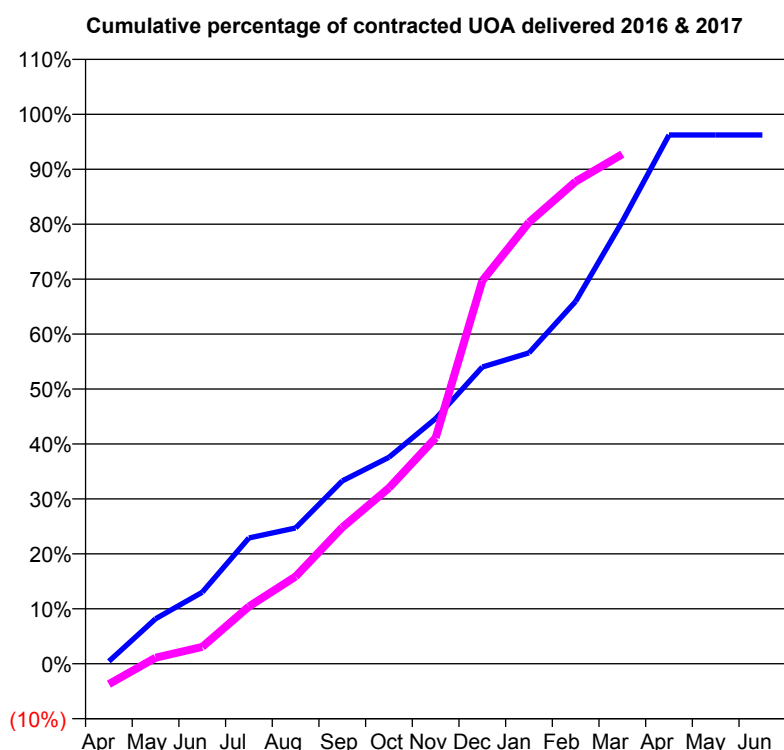
QUALITY	Contract Quantity	Contract Base Number	Contract *	Region	England
% of all assessments that were assess and fit appliances (rolling 12 month period)	66	69	95.7%	58.8%	56.6%
% of all assessments that were assess and refuse (rolling 12 month period)	1	69	1.4%	10.3%	11.8%
% of all assessments that were assess and review (rolling 12 month period)	2	69	2.9%	30.9%	31.6%
% of terminated courses where treatment was abandoned or discontinued (rolling 12 month period)	1	60	1.7%	7.0%	7.7%
% of completed treatments indicating that PAR score was taken (year to date)	55	59	93.2%	55.6%	58.4%
Rate of removable appliances per 100 fixed appliances - proposed treatment (rolling 12 month period)	0	0	N/A	5.12	5.64
Rate of removable appliances per 100 fixed appliances - completed treatment (rolling 12 month period)	0	0	N/A	3.95	4.81
% of courses of treatment with removable appliances only - proposed treatment (rolling 12 month period)	0	66	0.0%	1.8%	2.0%
% of courses of treatment with removable appliances only - completed treatment (rolling 12 month period)	0	59	0.0%	1.7%	1.5%
% of patients satisfied with the treatment they have received (rolling 12 month period)	4	4	100.0%	96.9%	96.0%

\* Figures in italics indicate that the base number is less than 100.

**Q67 - Vital Signs Orthodontic At a Glance Contract Report for 574376/0003 - March 2017**

Name or company name	MR EM CAMPBELL	16/17 Contracted general activity (UDA)	0
Contract type name	GDS Contract	Carry forward general activity (UDA)	0
Purpose of contract	Orthodontic	16/17 Contracted orthodontic activity (UOA)	3,561
Contract start date	01/12/2013	Carry forward orthodontic activity (UOA)	134
Contract end date		Baseline contract value	£230,921.18

ACCESS	Contract	England and Wales
24 month ratio of assessments to patient IDs	1.09	1.09

**ACTIVITY**


Month	Adjusted Scheduled Activity (UOA)	
	2016	2017
April	16	-133
May	292	39
June	464	109
July	815	371
August	880	566
September	1,185	884
October	1,338	1,139
November	1,589	1,464
December	1,923	2,482
January	2,015	2,861
February	2,348	3,125
March	2,867	3,302
April	3,427	
May	3,427	
June	3,427	

QUALITY	Contract Quantity	Contract Base Number	Contract *	Region	England
% of all assessments that were assess and fit appliances (rolling 12 month period)	195	249	78.3%	58.8%	56.6%
% of all assessments that were assess and refuse (rolling 12 month period)	15	249	6.0%	10.3%	11.8%
% of all assessments that were assess and review (rolling 12 month period)	39	249	15.7%	30.9%	31.6%
% of terminated courses where treatment was abandoned or discontinued (rolling 12 month period)	35	263	13.3%	7.0%	7.7%
% of completed treatments indicating that PAR score was taken (year to date)	55	228	24.1%	55.6%	58.4%
Rate of removable appliances per 100 fixed appliances - proposed treatment (rolling 12 month period)	0	0	N/A	5.12	5.64
Rate of removable appliances per 100 fixed appliances - completed treatment (rolling 12 month period)	0	0	N/A	3.95	4.81
% of courses of treatment with removable appliances only - proposed treatment (rolling 12 month period)	0	195	0.0%	1.8%	2.0%
% of courses of treatment with removable appliances only - completed treatment (rolling 12 month period)	0	228	0.0%	1.7%	1.5%
% of patients satisfied with the treatment they have received (rolling 12 month period)	10	10	100.0%	96.9%	96.0%

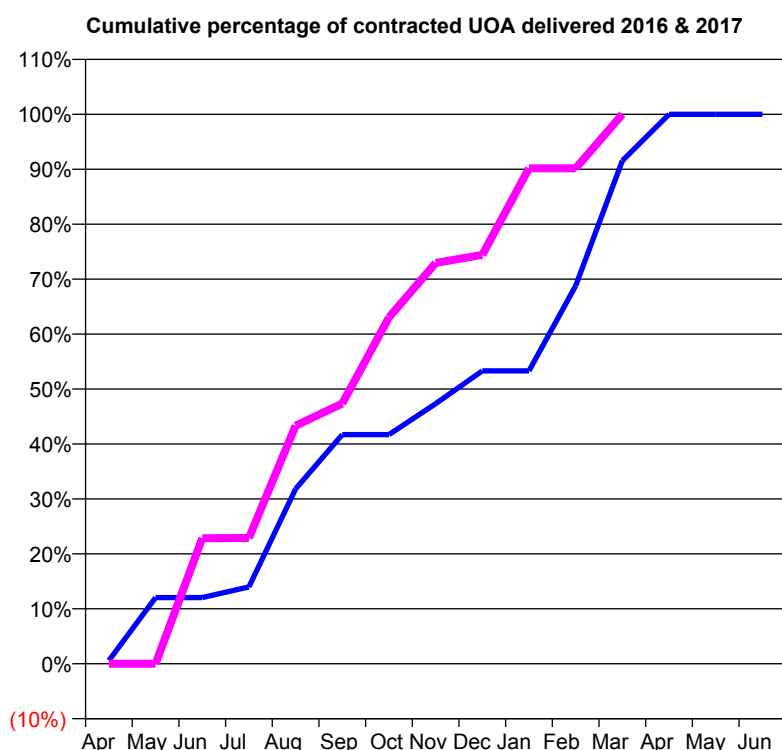
\* Figures in italics indicate that the base number is less than 100.

**Q67 - Vital Signs Orthodontic At a Glance Contract Report for 623369/0001 - March 2017**

Name or company name	MR RP BATEMAN
Contract type name	PDS Contract
Purpose of contract	Orthodontic
Contract start date	01/04/2006
Contract end date	31/03/2018

16/17 Contracted general activity (UDA)	0
Carry forward general activity (UDA)	0
16/17 Contracted orthodontic activity (UOA)	1,493
Carry forward orthodontic activity (UOA)	0
Baseline contract value	£99,476.91

ACCESS	Contract	England and Wales
24 month ratio of assessments to patient IDs	1.02	1.09

**ACTIVITY**


Month	Adjusted Scheduled Activity (UOA)	
	2016	2017
April	9	0
May	180	0
June	180	341
July	209	342
August	475	647
September	623	707
October	623	941
November	707	1,089
December	796	1,111
January	796	1,346
February	1,027	1,346
March	1,367	1,493
April	1,493	
May	1,493	
June	1,493	

**QUALITY**

	Contract Quantity	Contract Base Number	Contract *	Region	England
% of all assessments that were assess and fit appliances (rolling 12 month period)	77	98	78.6%	58.8%	56.6%
% of all assessments that were assess and refuse (rolling 12 month period)	1	98	1.0%	10.3%	11.8%
% of all assessments that were assess and review (rolling 12 month period)	20	98	20.4%	30.9%	31.6%
% of terminated courses where treatment was abandoned or discontinued (rolling 12 month period)	19	78	24.4%	7.0%	7.7%
% of completed treatments indicating that PAR score was taken (year to date)	57	59	96.6%	55.6%	58.4%
Rate of removable appliances per 100 fixed appliances - proposed treatment (rolling 12 month period)	4	154	2.60	5.12	5.64
Rate of removable appliances per 100 fixed appliances - completed treatment (rolling 12 month period)	3	103	2.91	3.95	4.81
% of courses of treatment with removable appliances only - proposed treatment (rolling 12 month period)	0	77	0.0%	1.8%	2.0%
% of courses of treatment with removable appliances only - completed treatment (rolling 12 month period)	0	59	0.0%	1.7%	1.5%
% of patients satisfied with the treatment they have received (rolling 12 month period)	4	4	100.0%	96.9%	96.0%

\* Figures in italics indicate that the base number is less than 100.

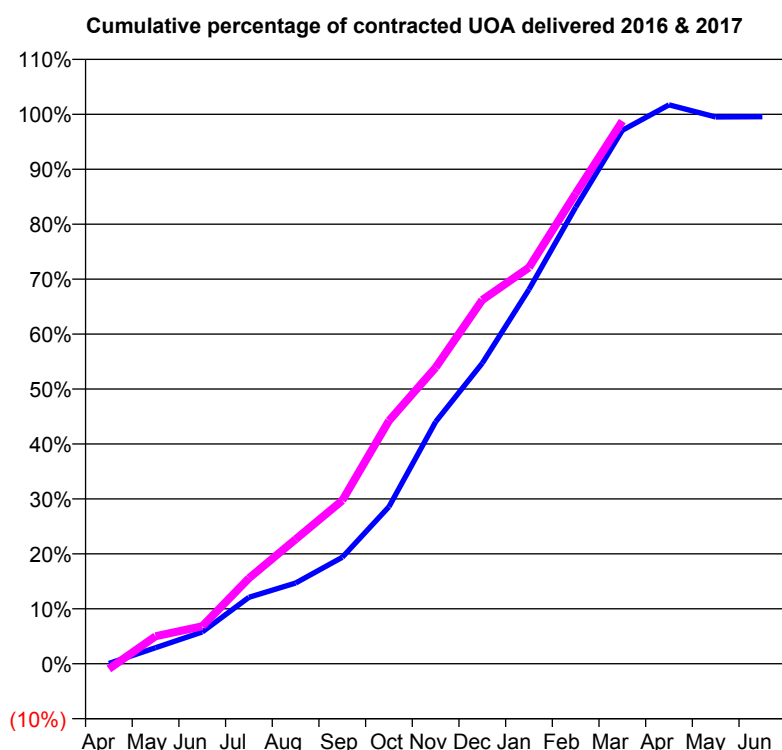
**Q67 - Vital Signs Orthodontic At a Glance Contract Report for 657891/0001 - March 2017**

Name or company name	MR R HUTCHISON
Contract type name	PDS Contract
Purpose of contract	Orthodontic
Contract start date	01/04/2006
Contract end date	30/04/2017

16/17 Contracted general activity (UDA)	0
Carry forward general activity (UDA)	0
16/17 Contracted orthodontic activity (UOA)	3,829
Carry forward orthodontic activity (UOA)	37
Baseline contract value	£253,982.04

**ACCESS**

	Contract	England and Wales
24 month ratio of assessments to patient IDs	1.12	1.09

**ACTIVITY**


Month	Adjusted Scheduled Activity (UOA)	
	2016	2017
April	2	-37
May	112	192
June	221	261
July	463	596
August	563	868
September	742	1,137
October	1,094	1,693
November	1,686	2,064
December	2,094	2,535
January	2,608	2,761
February	3,181	3,277
March	3,717	3,781
April	3,894	
May	3,810	
June	3,812	

**QUALITY**

	Contract Quantity	Contract Base Number	Contract *	Region	England
% of all assessments that were assess and fit appliances (rolling 12 month period)	180	499	36.1%	58.8%	56.6%
% of all assessments that were assess and refuse (rolling 12 month period)	68	499	13.6%	10.3%	11.8%
% of all assessments that were assess and review (rolling 12 month period)	251	499	50.3%	30.9%	31.6%
% of terminated courses where treatment was abandoned or discontinued (rolling 12 month period)	24	138	17.4%	7.0%	7.7%
% of completed treatments indicating that PAR score was taken (year to date)	63	112	56.3%	55.6%	58.4%
Rate of removable appliances per 100 fixed appliances - proposed treatment (rolling 12 month period)	26	360	7.22	5.12	5.64
Rate of removable appliances per 100 fixed appliances - completed treatment (rolling 12 month period)	15	224	6.70	3.95	4.81
% of courses of treatment with removable appliances only - proposed treatment (rolling 12 month period)	0	180	0.0%	1.8%	2.0%
% of courses of treatment with removable appliances only - completed treatment (rolling 12 month period)	1	114	0.9%	1.7%	1.5%
% of patients satisfied with the treatment they have received (rolling 12 month period)	10	10	100.0%	96.9%	96.0%

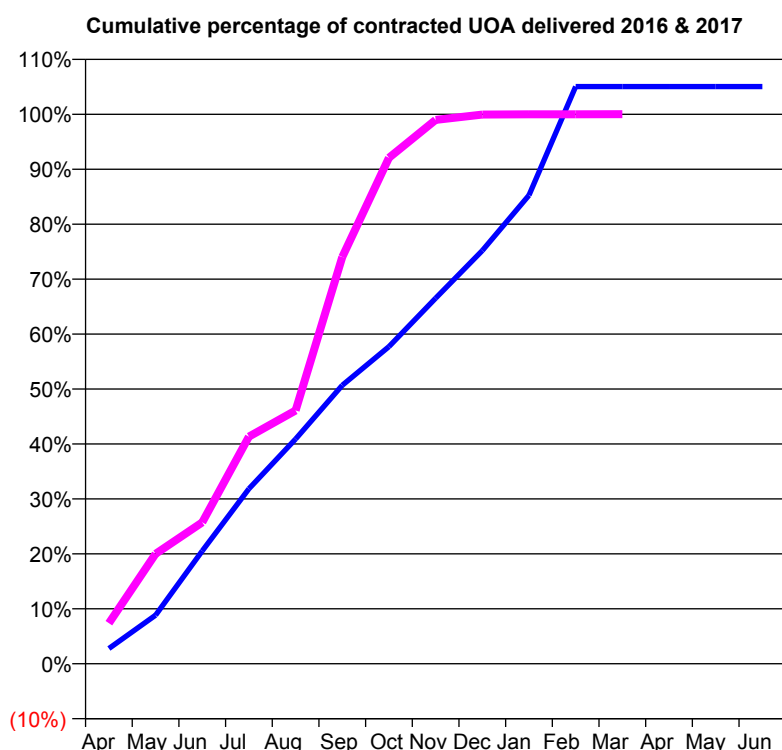
\* Figures in italics indicate that the base number is less than 100.

**Q67 - Vital Signs Orthodontic At a Glance Contract Report for 811319/0001 - March 2017**

Name or company name	MR TD BAMFORD
Contract type name	PDS Contract
Purpose of contract	Orthodontic
Contract start date	01/04/2006
Contract end date	31/03/2018

16/17 Contracted general activity (UDA)	0
Carry forward general activity (UDA)	0
16/17 Contracted orthodontic activity (UOA)	9,370
Carry forward orthodontic activity (UOA)	0
Baseline contract value	£625,398.43

ACCESS	Contract	England and Wales
24 month ratio of assessments to patient IDs	1.02	1.09

**ACTIVITY**


Month	Adjusted Scheduled Activity (UOA)	
	2016	2017
April	261	693
May	829	1,874
June	1,924	2,411
July	2,985	3,873
August	3,832	4,318
September	4,749	6,936
October	5,408	8,628
November	6,234	9,273
December	7,045	9,365
January	7,990	9,369
February	9,843	9,369
March	9,843	9,371
April	9,843	
May	9,843	
June	9,843	

QUALITY	Contract Quantity	Contract Base Number	Contract *	Region	England
% of all assessments that were assess and fit appliances (rolling 12 month period)	452	500	90.4%	58.8%	56.6%
% of all assessments that were assess and refuse (rolling 12 month period)	5	500	1.0%	10.3%	11.8%
% of all assessments that were assess and review (rolling 12 month period)	43	500	8.6%	30.9%	31.6%
% of terminated courses where treatment was abandoned or discontinued (rolling 12 month period)	35	463	7.6%	7.0%	7.7%
% of completed treatments indicating that PAR score was taken (year to date)	387	428	90.4%	55.6%	58.4%
Rate of removable appliances per 100 fixed appliances - proposed treatment (rolling 12 month period)	18	881	2.04	5.12	5.64
Rate of removable appliances per 100 fixed appliances - completed treatment (rolling 12 month period)	16	805	1.99	3.95	4.81
% of courses of treatment with removable appliances only - proposed treatment (rolling 12 month period)	9	452	2.0%	1.8%	2.0%
% of courses of treatment with removable appliances only - completed treatment (rolling 12 month period)	16	428	3.7%	1.7%	1.5%
% of patients satisfied with the treatment they have received (rolling 12 month period)	28	30	93.3%	96.9%	96.0%

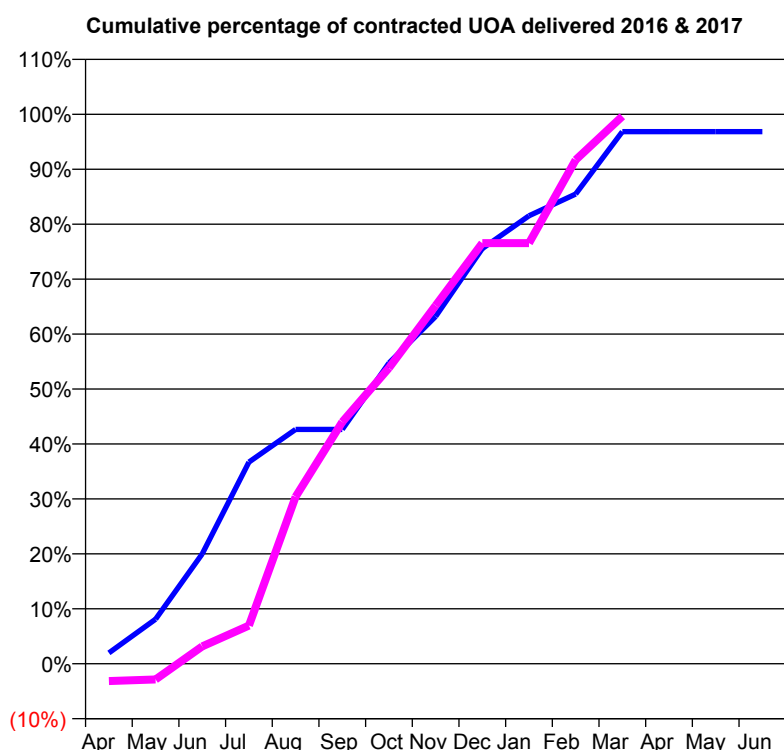
\* Figures in italics indicate that the base number is less than 100.

**Q67 - Vital Signs Orthodontic At a Glance Contract Report for 822264/0001 - March 2017**

Name or company name	MR KJ HARVEY
Contract type name	PDS Contract
Purpose of contract	Orthodontic
Contract start date	01/04/2006
Contract end date	31/03/2018

16/17 Contracted general activity (UDA)	0
Carry forward general activity (UDA)	0
16/17 Contracted orthodontic activity (UOA)	1,109
Carry forward orthodontic activity (UOA)	35
Baseline contract value	£74,801.29

ACCESS	Contract	England and Wales
24 month ratio of assessments to patient IDs	1.05	1.09

**ACTIVITY**


Month	Adjusted Scheduled Activity (UOA)	
	2016	2017
April	22	-35
May	90	-32
June	222	35
July	407	77
August	473	337
September	473	488
October	607	597
November	701	723
December	838	849
January	904	849
February	948	1,017
March	1,074	1,105
April	1,074	
May	1,074	
June	1,074	

QUALITY	Contract Quantity	Contract Base Number	Contract *	Region	England
% of all assessments that were assess and fit appliances (rolling 12 month period)	59	62	95.2%	58.8%	56.6%
% of all assessments that were assess and refuse (rolling 12 month period)	3	62	4.8%	10.3%	11.8%
% of all assessments that were assess and review (rolling 12 month period)	0	62	0.0%	30.9%	31.6%
% of terminated courses where treatment was abandoned or discontinued (rolling 12 month period)	4	54	7.4%	7.0%	7.7%
% of completed treatments indicating that PAR score was taken (year to date)	20	49	40.8%	55.6%	58.4%
Rate of removable appliances per 100 fixed appliances - proposed treatment (rolling 12 month period)	25	115	21.74	5.12	5.64
Rate of removable appliances per 100 fixed appliances - completed treatment (rolling 12 month period)	30	98	30.61	3.95	4.81
% of courses of treatment with removable appliances only - proposed treatment (rolling 12 month period)	0	59	0.0%	1.8%	2.0%
% of courses of treatment with removable appliances only - completed treatment (rolling 12 month period)	0	50	0.0%	1.7%	1.5%
% of patients satisfied with the treatment they have received (rolling 12 month period)	1	1	100.0%	96.9%	96.0%

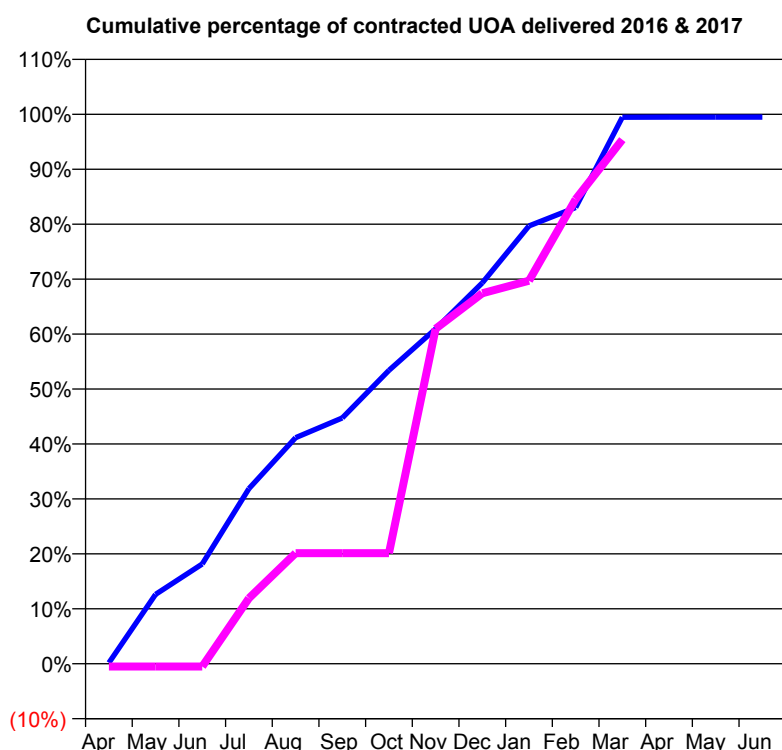
\* Figures in italics indicate that the base number is less than 100.

**Q67 - Vital Signs Orthodontic At a Glance Contract Report for 835412/0001 - March 2017**

Name or company name	MR JP COSTELLO
Contract type name	PDS Contract
Purpose of contract	Orthodontic
Contract start date	01/04/2006
Contract end date	31/03/2018

16/17 Contracted general activity (UDA)	0
Carry forward general activity (UDA)	0
16/17 Contracted orthodontic activity (UOA)	8,503
Carry forward orthodontic activity (UOA)	44
Baseline contract value	£573,521.44

ACCESS	Contract	England and Wales
24 month ratio of assessments to patient IDs	1.07	1.09

**ACTIVITY**


Month	Adjusted Scheduled Activity (UOA)	
	2016	2017
April	16	-44
May	1,074	-44
June	1,544	-44
July	2,710	1,014
August	3,499	1,711
September	3,803	1,711
October	4,540	1,711
November	5,182	5,184
December	5,894	5,734
January	6,775	5,927
February	7,061	7,187
March	8,457	8,111
April	8,459	
May	8,459	
June	8,459	

QUALITY	Contract Quantity	Contract Base Number	Contract *	Region	England
% of all assessments that were assess and fit appliances (rolling 12 month period)	402	404	99.5%	58.8%	56.6%
% of all assessments that were assess and refuse (rolling 12 month period)	2	404	0.5%	10.3%	11.8%
% of all assessments that were assess and review (rolling 12 month period)	0	404	0.0%	30.9%	31.6%
% of terminated courses where treatment was abandoned or discontinued (rolling 12 month period)	12	361	3.3%	7.0%	7.7%
% of completed treatments indicating that PAR score was taken (year to date)	146	345	42.3%	55.6%	58.4%
Rate of removable appliances per 100 fixed appliances - proposed treatment (rolling 12 month period)	38	781	4.87	5.12	5.64
Rate of removable appliances per 100 fixed appliances - completed treatment (rolling 12 month period)	30	682	4.40	3.95	4.81
% of courses of treatment with removable appliances only - proposed treatment (rolling 12 month period)	7	402	1.7%	1.8%	2.0%
% of courses of treatment with removable appliances only - completed treatment (rolling 12 month period)	3	349	0.9%	1.7%	1.5%
% of patients satisfied with the treatment they have received (rolling 12 month period)	26	26	100.0%	96.9%	96.0%

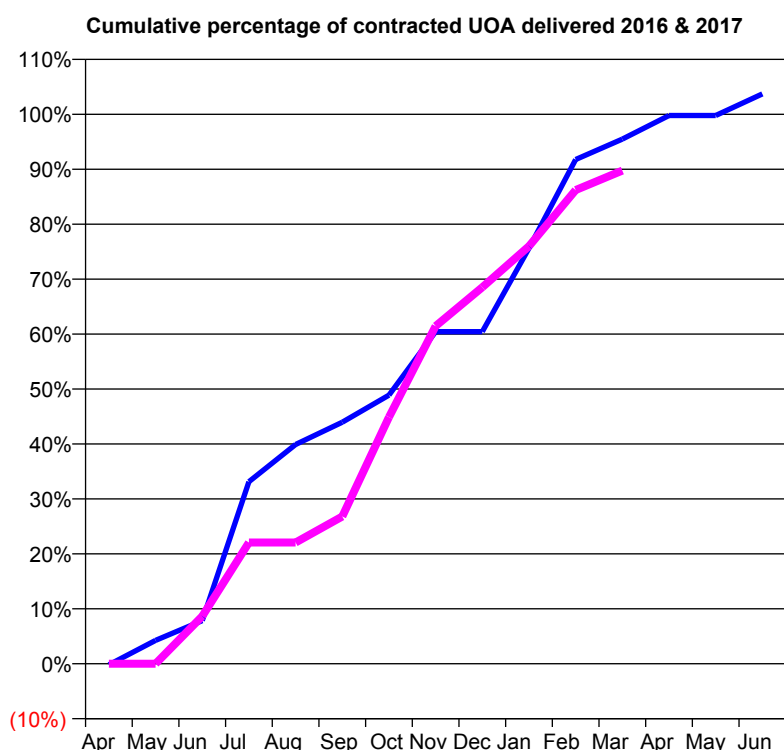
\* Figures in italics indicate that the base number is less than 100.

**Q67 - Vital Signs Orthodontic At a Glance Contract Report for 835412/0002 - March 2017**

Name or company name	MR JP COSTELLO
Contract type name	PDS Contract
Purpose of contract	Orthodontic
Contract start date	01/04/2006
Contract end date	31/03/2018

16/17 Contracted general activity (UDA)	0
Carry forward general activity (UDA)	0
16/17 Contracted orthodontic activity (UOA)	5,344
Carry forward orthodontic activity (UOA)	0
Baseline contract value	£360,449.09

ACCESS	Contract	England and Wales
24 month ratio of assessments to patient IDs	1.07	1.09

**ACTIVITY**


Month	Adjusted Scheduled Activity (UOA)	
	2016	2017
April	-11	0
May	228	0
June	420	462
July	1,771	1,180
August	2,133	1,180
September	2,349	1,432
October	2,613	2,398
November	3,230	3,284
December	3,230	3,662
January	4,042	4,061
February	4,904	4,607
March	5,102	4,796
April	5,332	
May	5,332	
June	5,542	

QUALITY	Contract Quantity	Contract Base Number	Contract *	Region	England
% of all assessments that were assess and fit appliances (rolling 12 month period)	276	276	100.0%	58.8%	56.6%
% of all assessments that were assess and refuse (rolling 12 month period)	0	276	0.0%	10.3%	11.8%
% of all assessments that were assess and review (rolling 12 month period)	0	276	0.0%	30.9%	31.6%
% of terminated courses where treatment was abandoned or discontinued (rolling 12 month period)	2	266	0.8%	7.0%	7.7%
% of completed treatments indicating that PAR score was taken (year to date)	111	264	42.0%	55.6%	58.4%
Rate of removable appliances per 100 fixed appliances - proposed treatment (rolling 12 month period)	21	530	3.96	5.12	5.64
Rate of removable appliances per 100 fixed appliances - completed treatment (rolling 12 month period)	25	507	4.93	3.95	4.81
% of courses of treatment with removable appliances only - proposed treatment (rolling 12 month period)	10	276	3.6%	1.8%	2.0%
% of courses of treatment with removable appliances only - completed treatment (rolling 12 month period)	7	264	2.7%	1.7%	1.5%
% of patients satisfied with the treatment they have received (rolling 12 month period)	12	12	100.0%	96.9%	96.0%

\* Figures in italics indicate that the base number is less than 100.



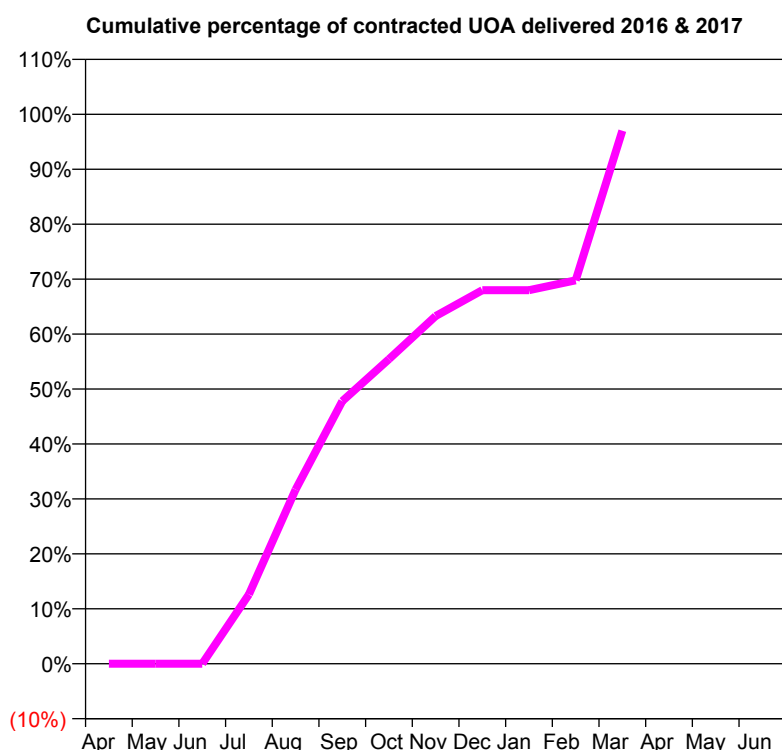
**Q68 - Vital Signs Orthodontic At a Glance Contract Report for 100163/0000 - March 2017**

Name or company name	SIMPLY ORTHODONTICS GUILDFORD L'
Contract type name	PDS Contract
Purpose of contract	Orthodontic
Contract start date	01/06/2016
Contract end date	31/03/2018

16/17 Contracted general activity (UDA)	0
Carry forward general activity (UDA)	0
16/17 Contracted orthodontic activity (UOA)	3,577
Carry forward orthodontic activity (UOA)	0
Baseline contract value	£214,011.10

**ACCESS**

	Contract	England and Wales
24 month ratio of assessments to patient IDs	1.00	1.09

**ACTIVITY**


Month	Adjusted Scheduled Activity (UOA)	
	2016	2017
April	0	0
May	0	0
June	0	0
July	0	452
August	0	1,134
September	0	1,710
October	0	1,983
November	0	2,263
December	0	2,432
January	0	2,432
February	0	2,496
March	0	3,470
April	0	
May	0	
June	0	

**QUALITY**

	Contract Quantity	Contract Base Number	Contract *	Region	England
% of all assessments that were assess and fit appliances (rolling 12 month period)	167	198	84.3%	58.8%	56.6%
% of all assessments that were assess and refuse (rolling 12 month period)	0	198	0.0%	10.3%	11.8%
% of all assessments that were assess and review (rolling 12 month period)	31	198	15.7%	30.9%	31.6%
% of terminated courses where treatment was abandoned or discontinued (rolling 12 month period)	14	173	8.1%	7.0%	7.7%
% of completed treatments indicating that PAR score was taken (year to date)	37	159	23.3%	55.6%	58.4%
Rate of removable appliances per 100 fixed appliances - proposed treatment (rolling 12 month period)	5	324	1.54	5.12	5.64
Rate of removable appliances per 100 fixed appliances - completed treatment (rolling 12 month period)	3	304	0.99	3.95	4.81
% of courses of treatment with removable appliances only - proposed treatment (rolling 12 month period)	3	167	1.8%	1.8%	2.0%
% of courses of treatment with removable appliances only - completed treatment (rolling 12 month period)	3	159	1.9%	1.7%	1.5%
% of patients satisfied with the treatment they have received (rolling 12 month period)	2	2	100.0%	96.9%	96.0%

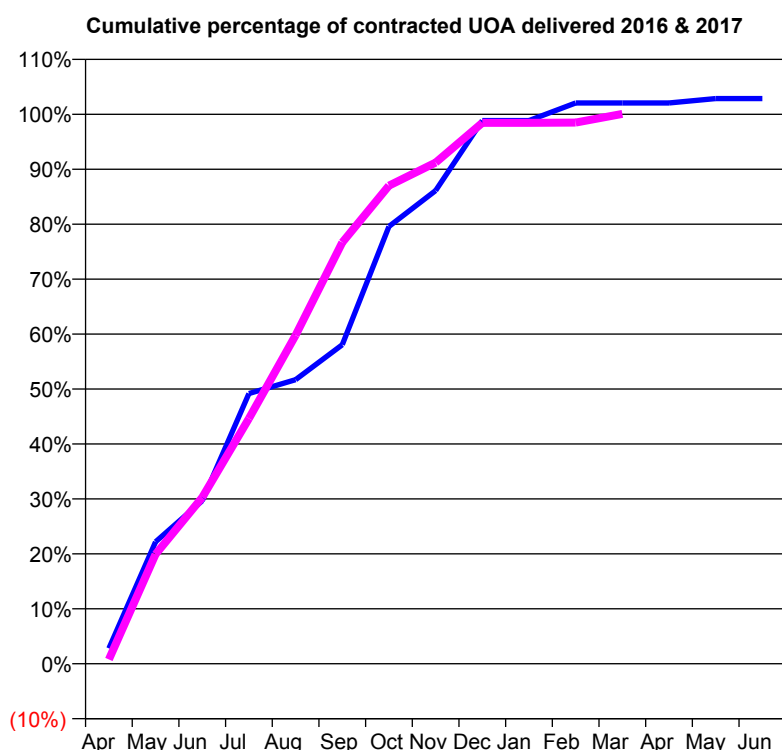
\* Figures in italics indicate that the base number is less than 100.

**Q68 - Vital Signs Orthodontic At a Glance Contract Report for 101281/0207 - March 2017**

Name or company name	OASIS DENTAL CARE LTD
Contract type name	PDS Contract
Purpose of contract	Orthodontic
Contract start date	01/10/2009
Contract end date	31/03/2018

16/17 Contracted general activity (UDA)	0
Carry forward general activity (UDA)	0
16/17 Contracted orthodontic activity (UOA)	2,635
Carry forward orthodontic activity (UOA)	0
Baseline contract value	£172,415.37

ACCESS	Contract	England and Wales
24 month ratio of assessments to patient IDs	1.02	1.09

**ACTIVITY**


Month	Adjusted Scheduled Activity (UOA)	
	2016	2017
April	74	21
May	585	525
June	782	798
July	1,296	1,176
August	1,362	1,575
September	1,530	2,020
October	2,097	2,293
November	2,269	2,403
December	2,605	2,594
January	2,605	2,594
February	2,689	2,595
March	2,689	2,637
April	2,689	
May	2,710	
June	2,710	

QUALITY	Contract Quantity	Contract Base Number	Contract *	Region	England
% of all assessments that were assess and fit appliances (rolling 12 month period)	127	135	94.1%	58.8%	56.6%
% of all assessments that were assess and refuse (rolling 12 month period)	0	135	0.0%	10.3%	11.8%
% of all assessments that were assess and review (rolling 12 month period)	8	135	5.9%	30.9%	31.6%
% of terminated courses where treatment was abandoned or discontinued (rolling 12 month period)	1	104	1.0%	7.0%	7.7%
% of completed treatments indicating that PAR score was taken (year to date)	87	103	84.5%	55.6%	58.4%
Rate of removable appliances per 100 fixed appliances - proposed treatment (rolling 12 month period)	0	0	N/A	5.12	5.64
Rate of removable appliances per 100 fixed appliances - completed treatment (rolling 12 month period)	0	0	N/A	3.95	4.81
% of courses of treatment with removable appliances only - proposed treatment (rolling 12 month period)	0	127	0.0%	1.8%	2.0%
% of courses of treatment with removable appliances only - completed treatment (rolling 12 month period)	0	103	0.0%	1.7%	1.5%
% of patients satisfied with the treatment they have received (rolling 12 month period)	4	4	100.0%	96.9%	96.0%

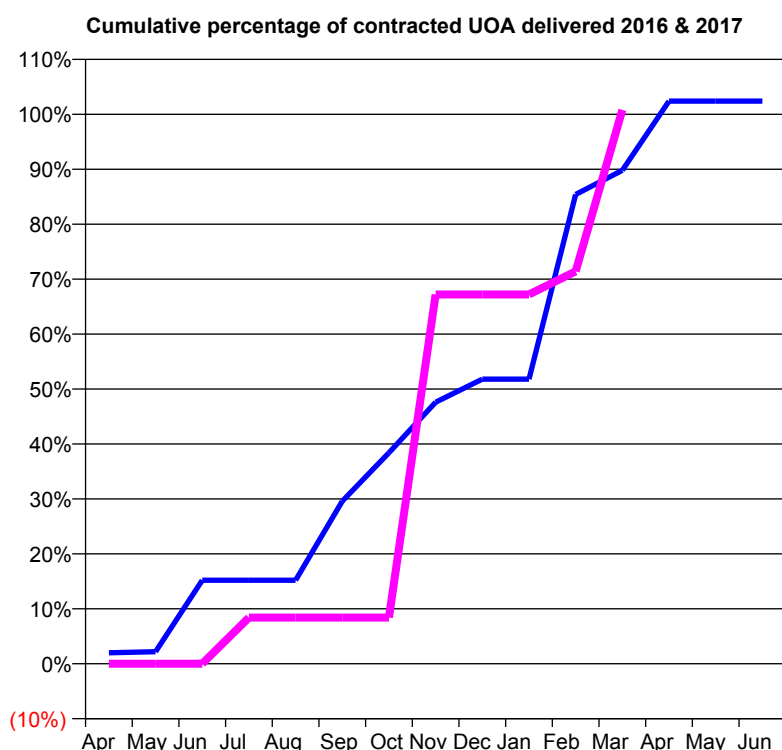
\* Figures in italics indicate that the base number is less than 100.

**Q68 - Vital Signs Orthodontic At a Glance Contract Report for 101281/0235 - March 2017**

Name or company name	OASIS DENTAL CARE LTD
Contract type name	PDS Contract
Purpose of contract	Orthodontic
Contract start date	01/04/2011
Contract end date	31/03/2018

16/17 Contracted general activity (UDA)	0
Carry forward general activity (UDA)	0
16/17 Contracted orthodontic activity (UOA)	500
Carry forward orthodontic activity (UOA)	0
Baseline contract value	£32,419.19

ACCESS	Contract	England and Wales
24 month ratio of assessments to patient IDs	1.08	1.09

**ACTIVITY**


Month	Adjusted Scheduled Activity (UOA)	
	2016	2017
April	10	0
May	11	0
June	76	0
July	76	42
August	76	42
September	148	42
October	192	42
November	238	336
December	259	336
January	259	336
February	427	357
March	449	504
April	512	
May	512	
June	512	

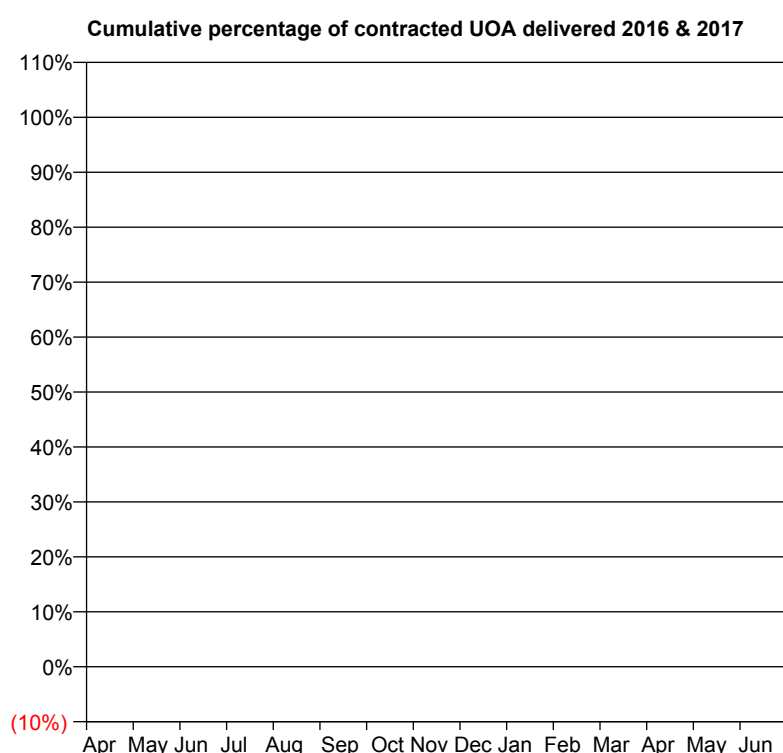
QUALITY	Contract Quantity	Contract Base Number	Contract *	Region	England
% of all assessments that were assess and fit appliances (rolling 12 month period)	27	27	100.0%	58.8%	56.6%
% of all assessments that were assess and refuse (rolling 12 month period)	0	27	0.0%	10.3%	11.8%
% of all assessments that were assess and review (rolling 12 month period)	0	27	0.0%	30.9%	31.6%
% of terminated courses where treatment was abandoned or discontinued (rolling 12 month period)	1	3	33.3%	7.0%	7.7%
% of completed treatments indicating that PAR score was taken (year to date)	2	2	100.0%	55.6%	58.4%
Rate of removable appliances per 100 fixed appliances - proposed treatment (rolling 12 month period)	0	47	0.00	5.12	5.64
Rate of removable appliances per 100 fixed appliances - completed treatment (rolling 12 month period)	0	4	0.00	3.95	4.81
% of courses of treatment with removable appliances only - proposed treatment (rolling 12 month period)	0	27	0.0%	1.8%	2.0%
% of courses of treatment with removable appliances only - completed treatment (rolling 12 month period)	0	2	0.0%	1.7%	1.5%
% of patients satisfied with the treatment they have received (rolling 12 month period)	1	1	100.0%	96.9%	96.0%

\* Figures in italics indicate that the base number is less than 100.

**Q68 - Vital Signs Orthodontic At a Glance Contract Report for 101370/0068 - March 2017**

Name or company name	Petrie Tucker and Partners Ltd	16/17 Contracted general activity (UDA)	23,325
Contract type name	GDS Contract	Carry forward general activity (UDA)	0
Purpose of contract	General	16/17 Contracted orthodontic activity (UOA)	0
Contract start date	01/04/2006	Carry forward orthodontic activity (UOA)	0
Contract end date	31/03/2017	Baseline contract value	£627,738.51

ACCESS	Contract	England and Wales
24 month ratio of assessments to patient IDs	1.00	1.09

**ACTIVITY**


Month	Adjusted Scheduled Activity (UOA)	
	2016	2017
April	0	0
May	0	0
June	0	0
July	0	0
August	0	0
September	0	0
October	0	0
November	0	0
December	0	0
January	0	0
February	0	1
March	0	1
April	0	
May	0	
June	0	

**QUALITY**

	Contract Quantity	Contract Base Number	Contract *	Region	England
% of all assessments that were assess and fit appliances (rolling 12 month period)	0	1	0.0%	58.8%	56.6%
% of all assessments that were assess and refuse (rolling 12 month period)	0	1	0.0%	10.3%	11.8%
% of all assessments that were assess and review (rolling 12 month period)	1	1	100.0%	30.9%	31.6%
% of terminated courses where treatment was abandoned or discontinued (rolling 12 month period)	0	0	N/A	7.0%	7.7%
% of completed treatments indicating that PAR score was taken (year to date)	0	0	N/A	55.6%	58.4%
Rate of removable appliances per 100 fixed appliances - proposed treatment (rolling 12 month period)	0	0	N/A	5.12	5.64
Rate of removable appliances per 100 fixed appliances - completed treatment (rolling 12 month period)	0	0	N/A	3.95	4.81
% of courses of treatment with removable appliances only - proposed treatment (rolling 12 month period)	0	0	N/A	1.8%	2.0%
% of courses of treatment with removable appliances only - completed treatment (rolling 12 month period)	0	0	N/A	1.7%	1.5%
% of patients satisfied with the treatment they have received (rolling 12 month period)	0	0	N/A	96.9%	96.0%

\* Figures in italics indicate that the base number is less than 100.

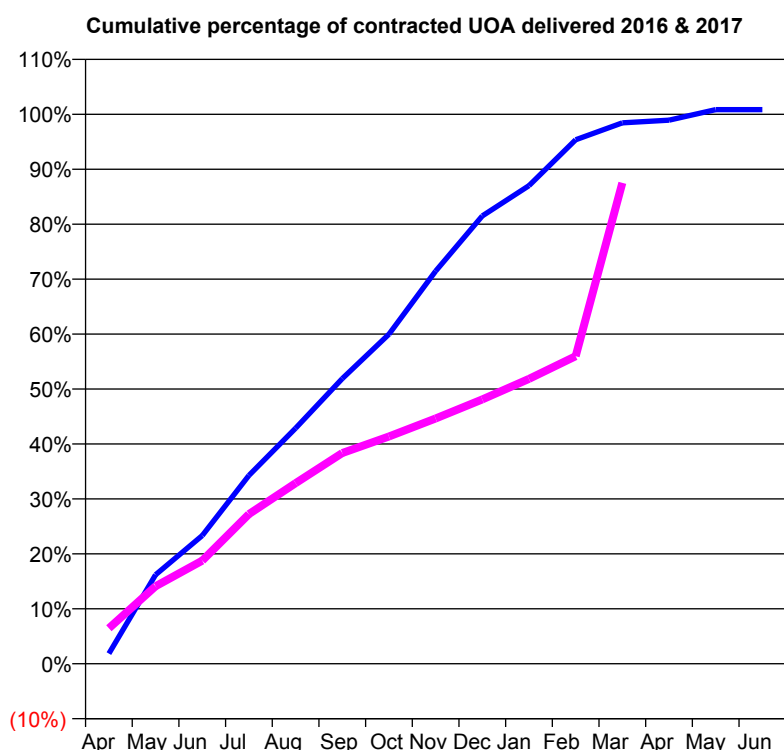
**Q68 - Vital Signs Orthodontic At a Glance Contract Report for 102296/0001 - March 2017**

Name or company name	Mr Richard Williams and Miss Faiza Darug
Contract type name	PDS Contract
Purpose of contract	Orthodontic
Contract start date	01/04/2012
Contract end date	31/03/2018

16/17 Contracted general activity (UDA)	0
Carry forward general activity (UDA)	0
16/17 Contracted orthodontic activity (UOA)	8,837
Carry forward orthodontic activity (UOA)	0
Baseline contract value	£572,976.68

**ACCESS**

	Contract	England and Wales
24 month ratio of assessments to patient IDs	1.13	1.09

**ACTIVITY**


Month	Adjusted Scheduled Activity (UOA)	
	2016	2017
April	164	572
May	1,432	1,247
June	2,062	1,658
July	3,028	2,408
August	3,788	2,905
September	4,586	3,389
October	5,301	3,655
November	6,315	3,944
December	7,202	4,252
January	7,688	4,582
February	8,427	4,947
March	8,700	7,733
April	8,743	
May	8,911	
June	8,911	

**QUALITY**

	Contract Quantity	Contract Base Number	Contract *	Region	England
% of all assessments that were assess and fit appliances (rolling 12 month period)	376	668	56.3%	58.8%	56.6%
% of all assessments that were assess and refuse (rolling 12 month period)	31	668	4.6%	10.3%	11.8%
% of all assessments that were assess and review (rolling 12 month period)	261	668	39.1%	30.9%	31.6%
% of terminated courses where treatment was abandoned or discontinued (rolling 12 month period)	19	441	4.3%	7.0%	7.7%
% of completed treatments indicating that PAR score was taken (year to date)	402	422	95.3%	55.6%	58.4%
Rate of removable appliances per 100 fixed appliances - proposed treatment (rolling 12 month period)	47	746	6.30	5.12	5.64
Rate of removable appliances per 100 fixed appliances - completed treatment (rolling 12 month period)	30	822	3.65	3.95	4.81
% of courses of treatment with removable appliances only - proposed treatment (rolling 12 month period)	1	376	0.3%	1.8%	2.0%
% of courses of treatment with removable appliances only - completed treatment (rolling 12 month period)	4	422	0.9%	1.7%	1.5%
% of patients satisfied with the treatment they have received (rolling 12 month period)	9	9	100.0%	96.9%	96.0%

\* Figures in italics indicate that the base number is less than 100.

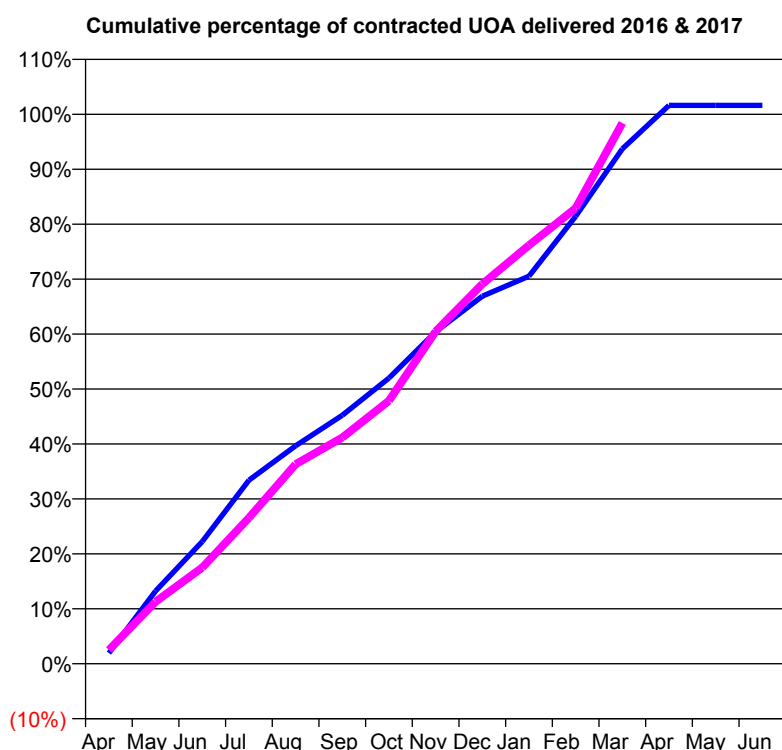
**Q68 - Vital Signs Orthodontic At a Glance Contract Report for 104930/0001 - March 2017**

Name or company name	Dentalign Eastbourne Ltd
Contract type name	PDS Contract
Purpose of contract	Orthodontic
Contract start date	01/10/2008
Contract end date	31/03/2018

16/17 Contracted general activity (UDA)	0
Carry forward general activity (UDA)	0
16/17 Contracted orthodontic activity (UOA)	7,000
Carry forward orthodontic activity (UOA)	0
Baseline contract value	£447,625.36

**ACCESS**

	Contract	England and Wales
24 month ratio of assessments to patient IDs	1.02	1.09

**ACTIVITY**


Month	Adjusted Scheduled Activity (UOA)	
	2016	2017
April	136	175
May	927	791
June	1,557	1,226
July	2,339	1,860
August	2,776	2,542
September	3,166	2,881
October	3,639	3,350
November	4,229	4,234
December	4,682	4,838
January	4,937	5,332
February	5,700	5,804
March	6,559	6,890
April	7,114	
May	7,114	
June	7,114	

**QUALITY**

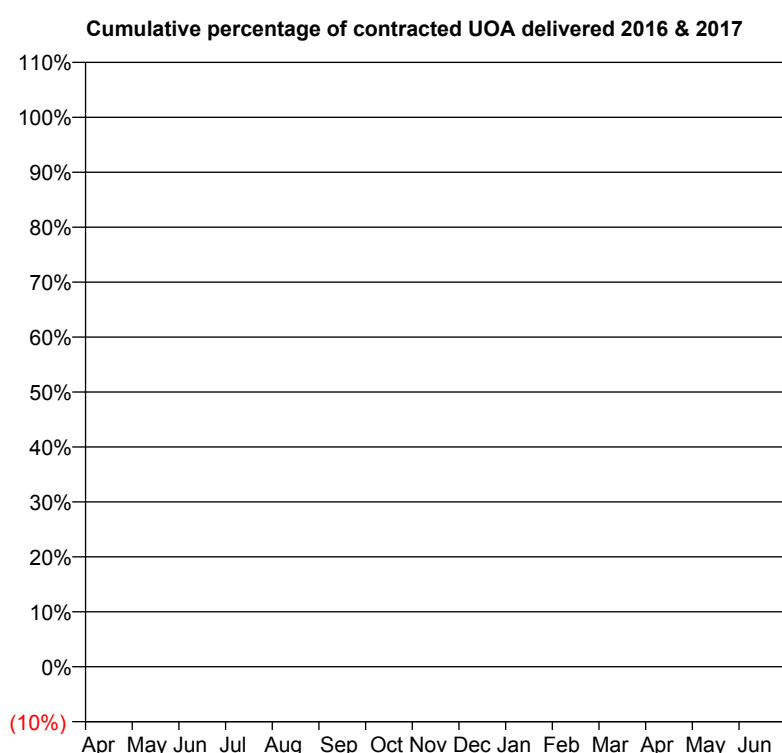
	Contract Quantity	Contract Base Number	Contract *	Region	England
% of all assessments that were assess and fit appliances (rolling 12 month period)	366	483	75.8%	58.8%	56.6%
% of all assessments that were assess and refuse (rolling 12 month period)	48	483	9.9%	10.3%	11.8%
% of all assessments that were assess and review (rolling 12 month period)	69	483	14.3%	30.9%	31.6%
% of terminated courses where treatment was abandoned or discontinued (rolling 12 month period)	35	308	11.4%	7.0%	7.7%
% of completed treatments indicating that PAR score was taken (year to date)	70	273	25.6%	55.6%	58.4%
Rate of removable appliances per 100 fixed appliances - proposed treatment (rolling 12 month period)	49	561	8.73	5.12	5.64
Rate of removable appliances per 100 fixed appliances - completed treatment (rolling 12 month period)	23	354	6.50	3.95	4.81
% of courses of treatment with removable appliances only - proposed treatment (rolling 12 month period)	19	366	5.2%	1.8%	2.0%
% of courses of treatment with removable appliances only - completed treatment (rolling 12 month period)	9	273	3.3%	1.7%	1.5%
% of patients satisfied with the treatment they have received (rolling 12 month period)	12	13	92.3%	96.9%	96.0%

\* Figures in italics indicate that the base number is less than 100.

**Q68 - Vital Signs Orthodontic At a Glance Contract Report for 105414/0002 - March 2017**

Name or company name	First Choice Dental Limited	16/17 Contracted general activity (UDA)	38,100
Contract type name	GDS Contract	Carry forward general activity (UDA)	0
Purpose of contract	General	16/17 Contracted orthodontic activity (UOA)	0
Contract start date	01/04/2006	Carry forward orthodontic activity (UOA)	0
Contract end date		Baseline contract value	£948,811.87

ACCESS	Contract	England and Wales
24 month ratio of assessments to patient IDs	1.00	1.09

**ACTIVITY**


Adjusted Scheduled Activity (UOA)		
Month	2016	2017
April	0	0
May	0	0
June	0	0
July	0	0
August	0	0
September	0	0
October	0	0
November	0	0
December	0	0
January	0	0
February	0	0
March	0	1
April	0	0
May	0	0
June	0	0

**QUALITY**

	Contract Quantity	Contract Base Number	Contract *	Region	England
% of all assessments that were assess and fit appliances (rolling 12 month period)	0	1	0.0%	58.8%	56.6%
% of all assessments that were assess and refuse (rolling 12 month period)	1	1	100.0%	10.3%	11.8%
% of all assessments that were assess and review (rolling 12 month period)	0	1	0.0%	30.9%	31.6%
% of terminated courses where treatment was abandoned or discontinued (rolling 12 month period)	0	0	N/A	7.0%	7.7%
% of completed treatments indicating that PAR score was taken (year to date)	0	0	N/A	55.6%	58.4%
Rate of removable appliances per 100 fixed appliances - proposed treatment (rolling 12 month period)	0	0	N/A	5.12	5.64
Rate of removable appliances per 100 fixed appliances - completed treatment (rolling 12 month period)	0	0	N/A	3.95	4.81
% of courses of treatment with removable appliances only - proposed treatment (rolling 12 month period)	0	0	N/A	1.8%	2.0%
% of courses of treatment with removable appliances only - completed treatment (rolling 12 month period)	0	0	N/A	1.7%	1.5%
% of patients satisfied with the treatment they have received (rolling 12 month period)	0	0	N/A	96.9%	96.0%

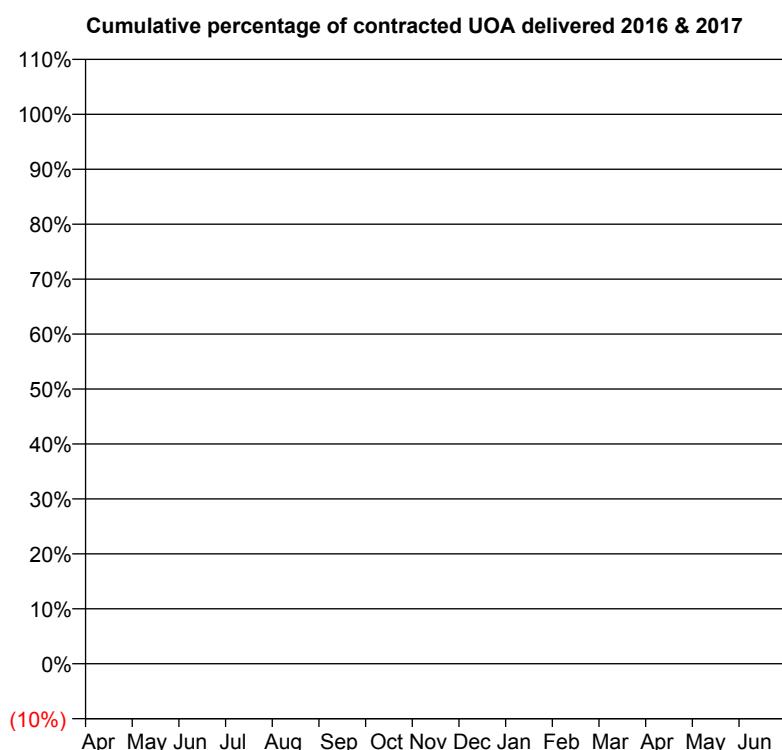
\* Figures in italics indicate that the base number is less than 100.

**Q68 - Vital Signs Orthodontic At a Glance Contract Report for 107948/0001 - March 2017**

Name or company name	Mr N Kennedy and Mr S Rosier	16/17 Contracted general activity (UDA)	2,850
Contract type name	GDS Contract	Carry forward general activity (UDA)	0
Purpose of contract	General	16/17 Contracted orthodontic activity (UOA)	0
Contract start date	01/10/2015	Carry forward orthodontic activity (UOA)	0
Contract end date		Baseline contract value	£67,085.91

**ACCESS**

	Contract	England and Wales
24 month ratio of assessments to patient IDs	1.00	1.09

**ACTIVITY**


Month	Adjusted Scheduled Activity (UOA)	
	2016	2017
April	0	0
May	0	0
June	0	0
July	0	1
August	0	1
September	0	1
October	0	1
November	0	1
December	0	1
January	0	1
February	0	1
March	0	1
April	0	
May	0	
June	0	

**QUALITY**

	Contract Quantity	Contract Base Number	Contract *	Region	England
% of all assessments that were assess and fit appliances (rolling 12 month period)	0	2	0.0%	58.8%	56.6%
% of all assessments that were assess and refuse (rolling 12 month period)	0	2	0.0%	10.3%	11.8%
% of all assessments that were assess and review (rolling 12 month period)	2	2	100.0%	30.9%	31.6%
% of terminated courses where treatment was abandoned or discontinued (rolling 12 month period)	0	0	N/A	7.0%	7.7%
% of completed treatments indicating that PAR score was taken (year to date)	0	0	N/A	55.6%	58.4%
Rate of removable appliances per 100 fixed appliances - proposed treatment (rolling 12 month period)	0	0	N/A	5.12	5.64
Rate of removable appliances per 100 fixed appliances - completed treatment (rolling 12 month period)	0	0	N/A	3.95	4.81
% of courses of treatment with removable appliances only - proposed treatment (rolling 12 month period)	0	0	N/A	1.8%	2.0%
% of courses of treatment with removable appliances only - completed treatment (rolling 12 month period)	0	0	N/A	1.7%	1.5%
% of patients satisfied with the treatment they have received (rolling 12 month period)	0	0	N/A	96.9%	96.0%

\* Figures in italics indicate that the base number is less than 100.



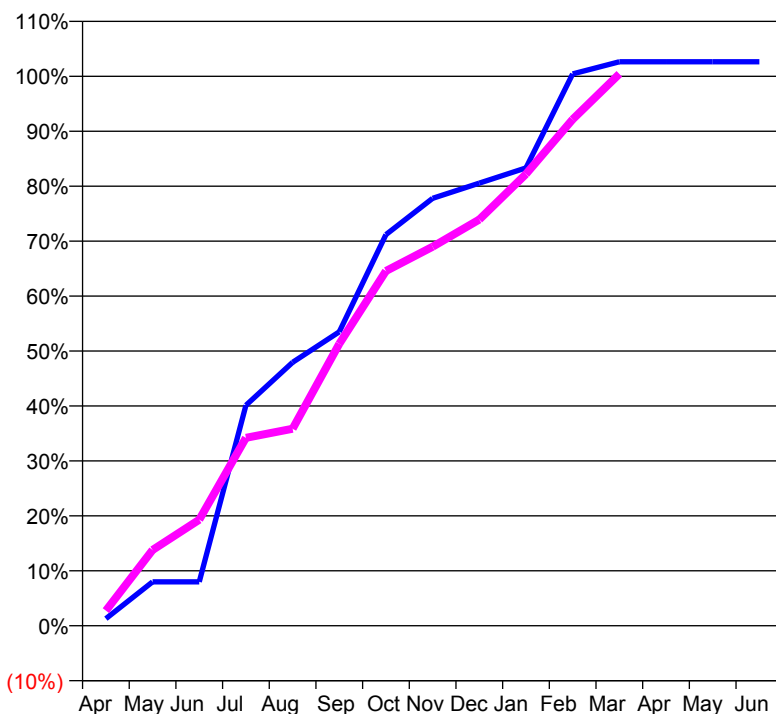
**Q68 - Vital Signs Orthodontic At a Glance Contract Report for 124761/0001 - March 2017**

Name or company name	Ortho Clinic (Surrey) Limited
Contract type name	PDS Contract
Purpose of contract	Orthodontic
Contract start date	01/05/2011
Contract end date	31/03/2018

16/17 Contracted general activity (UDA)	0
Carry forward general activity (UDA)	0
16/17 Contracted orthodontic activity (UOA)	3,806
Carry forward orthodontic activity (UOA)	0
Baseline contract value	£240,318.27

**ACCESS**

	Contract	England and Wales
24 month ratio of assessments to patient IDs	1.01	1.09

**ACTIVITY**
**Cumulative percentage of contracted UOA delivered 2016 & 2017**

**Adjusted Scheduled Activity (UOA)**

Month	2016	2017
April	49	105
May	304	525
June	304	735
July	1,527	1,302
August	1,825	1,365
September	2,036	1,953
October	2,709	2,457
November	2,961	2,625
December	3,066	2,814
January	3,171	3,129
February	3,822	3,507
March	3,906	3,822
April	3,906	
May	3,906	
June	3,906	

**QUALITY**

	Contract Quantity	Contract Base Number	Contract *	Region	England
% of all assessments that were assess and fit appliances (rolling 12 month period)	182	182	100.0%	58.8%	56.6%
% of all assessments that were assess and refuse (rolling 12 month period)	0	182	0.0%	10.3%	11.8%
% of all assessments that were assess and review (rolling 12 month period)	0	182	0.0%	30.9%	31.6%
% of terminated courses where treatment was abandoned or discontinued (rolling 12 month period)	22	206	10.7%	7.0%	7.7%
% of completed treatments indicating that PAR score was taken (year to date)	148	184	80.4%	55.6%	58.4%
Rate of removable appliances per 100 fixed appliances - proposed treatment (rolling 12 month period)	2	362	0.55	5.12	5.64
Rate of removable appliances per 100 fixed appliances - completed treatment (rolling 12 month period)	0	0	N/A	3.95	4.81
% of courses of treatment with removable appliances only - proposed treatment (rolling 12 month period)	0	182	0.0%	1.8%	2.0%
% of courses of treatment with removable appliances only - completed treatment (rolling 12 month period)	0	184	0.0%	1.7%	1.5%
% of patients satisfied with the treatment they have received (rolling 12 month period)	7	8	87.5%	96.9%	96.0%

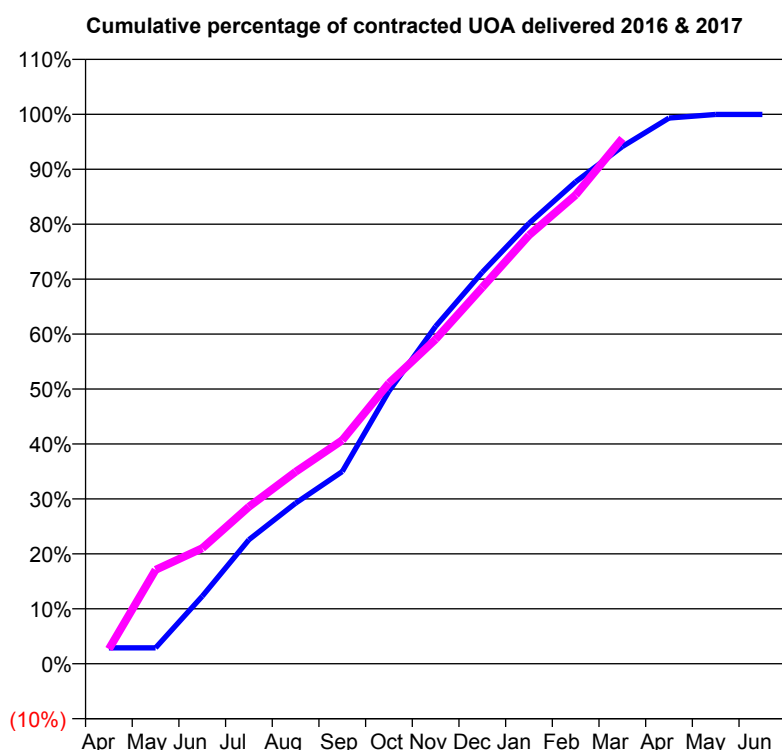
\* Figures in italics indicate that the base number is less than 100.

**Q68 - Vital Signs Orthodontic At a Glance Contract Report for 146862/0001 - March 2017**

Name or company name	Sackville Road Orthodontic Clinic
Contract type name	PDS Contract
Purpose of contract	Orthodontic
Contract start date	01/10/2009
Contract end date	31/03/2018

16/17 Contracted general activity (UDA)	0
Carry forward general activity (UDA)	0
16/17 Contracted orthodontic activity (UOA)	6,944
Carry forward orthodontic activity (UOA)	2
Baseline contract value	£463,586.47

ACCESS	Contract	England and Wales
24 month ratio of assessments to patient IDs	1.00	1.09

**ACTIVITY**


Month	Adjusted Scheduled Activity (UOA)	
	2016	2017
April	202	187
May	202	1,187
June	854	1,460
July	1,568	1,985
August	2,030	2,426
September	2,429	2,825
October	3,445	3,547
November	4,264	4,101
December	4,948	4,756
January	5,565	5,415
February	6,090	5,924
March	6,535	6,638
April	6,896	
May	6,942	
June	6,942	

QUALITY	Contract Quantity	Contract Base Number	Contract *	Region	England
% of all assessments that were assess and fit appliances (rolling 12 month period)	345	352	98.0%	58.8%	56.6%
% of all assessments that were assess and refuse (rolling 12 month period)	2	352	0.6%	10.3%	11.8%
% of all assessments that were assess and review (rolling 12 month period)	5	352	1.4%	30.9%	31.6%
% of terminated courses where treatment was abandoned or discontinued (rolling 12 month period)	41	394	10.4%	7.0%	7.7%
% of completed treatments indicating that PAR score was taken (year to date)	252	353	71.4%	55.6%	58.4%
Rate of removable appliances per 100 fixed appliances - proposed treatment (rolling 12 month period)	10	675	1.48	5.12	5.64
Rate of removable appliances per 100 fixed appliances - completed treatment (rolling 12 month period)	17	696	2.44	3.95	4.81
% of courses of treatment with removable appliances only - proposed treatment (rolling 12 month period)	4	345	1.2%	1.8%	2.0%
% of courses of treatment with removable appliances only - completed treatment (rolling 12 month period)	3	353	0.8%	1.7%	1.5%
% of patients satisfied with the treatment they have received (rolling 12 month period)	12	12	100.0%	96.9%	96.0%

\* Figures in italics indicate that the base number is less than 100.

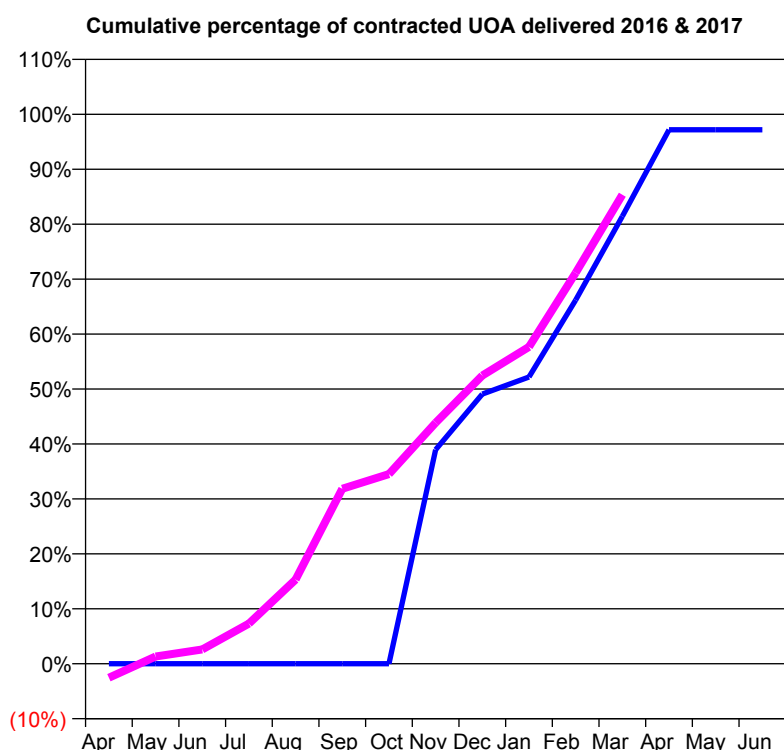
**Q68 - Vital Signs Orthodontic At a Glance Contract Report for 148776/0001 - March 2017**

Name or company name	Anglesea Terrace Orthodontic Practice Lim
Contract type name	PDS Contract
Purpose of contract	Orthodontic
Contract start date	01/04/2015
Contract end date	31/03/2018

16/17 Contracted general activity (UDA)	0
Carry forward general activity (UDA)	0
16/17 Contracted orthodontic activity (UOA)	8,130
Carry forward orthodontic activity (UOA)	229
Baseline contract value	£539,546.32

**ACCESS**

	Contract	England and Wales
24 month ratio of assessments to patient IDs	1.00	1.09

**ACTIVITY**


Month	Adjusted Scheduled Activity (UOA)	
	2016	2017
April	0	-208
May	0	107
June	0	212
July	0	594
August	0	1,245
September	0	2,589
October	0	2,807
November	3,168	3,567
December	3,991	4,264
January	4,243	4,688
February	5,381	5,784
March	6,620	6,939
April	7,901	
May	7,901	
June	7,901	

**QUALITY**

	Contract Quantity	Contract Base Number	Contract *	Region	England
% of all assessments that were assess and fit appliances (rolling 12 month period)	408	408	100.0%	58.8%	56.6%
% of all assessments that were assess and refuse (rolling 12 month period)	0	408	0.0%	10.3%	11.8%
% of all assessments that were assess and review (rolling 12 month period)	0	408	0.0%	30.9%	31.6%
% of terminated courses where treatment was abandoned or discontinued (rolling 12 month period)	23	327	7.0%	7.0%	7.7%
% of completed treatments indicating that PAR score was taken (year to date)	223	304	73.4%	55.6%	58.4%
Rate of removable appliances per 100 fixed appliances - proposed treatment (rolling 12 month period)	11	735	1.50	5.12	5.64
Rate of removable appliances per 100 fixed appliances - completed treatment (rolling 12 month period)	4	544	0.74	3.95	4.81
% of courses of treatment with removable appliances only - proposed treatment (rolling 12 month period)	9	408	2.2%	1.8%	2.0%
% of courses of treatment with removable appliances only - completed treatment (rolling 12 month period)	3	304	1.0%	1.7%	1.5%
% of patients satisfied with the treatment they have received (rolling 12 month period)	10	11	90.9%	96.9%	96.0%

\* Figures in italics indicate that the base number is less than 100.

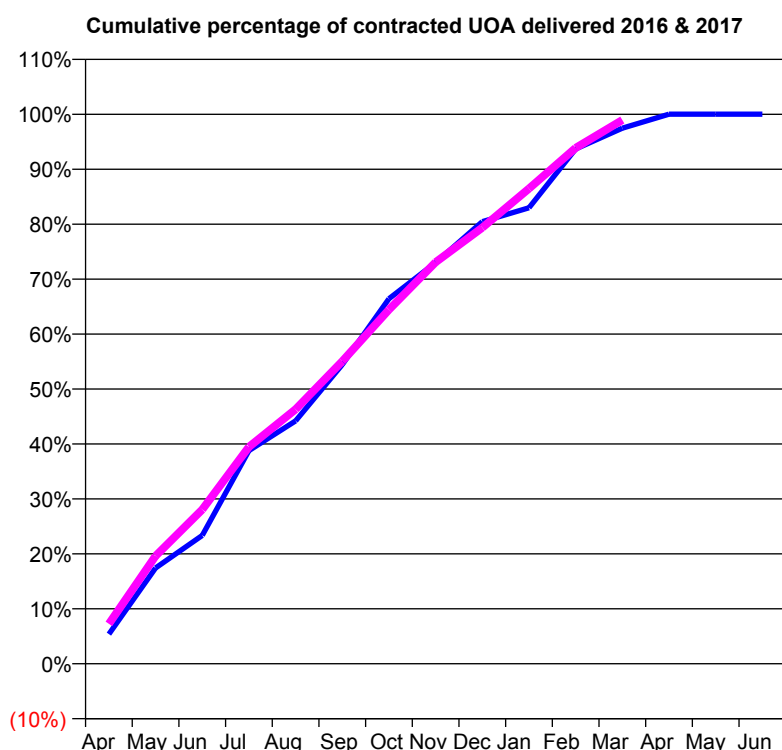
**Q68 - Vital Signs Orthodontic At a Glance Contract Report for 155349/0001 - March 2017**

Name or company name	E & G Ortho Limited
Contract type name	PDS Contract
Purpose of contract	Orthodontic
Contract start date	01/04/2011
Contract end date	31/03/2018

16/17 Contracted general activity (UDA)	0
Carry forward general activity (UDA)	0
16/17 Contracted orthodontic activity (UOA)	10,755
Carry forward orthodontic activity (UOA)	0
Baseline contract value	£690,880.11

**ACCESS**

	Contract	England and Wales
24 month ratio of assessments to patient IDs	1.09	1.09

**ACTIVITY**


Month	Adjusted Scheduled Activity (UOA)	
	2016	2017
April	582	781
May	1,875	2,111
June	2,512	3,018
July	4,173	4,246
August	4,755	4,980
September	5,856	5,920
October	7,145	6,930
November	7,851	7,860
December	8,653	8,537
January	8,925	9,301
February	10,076	10,096
March	10,484	10,643
April	10,756	
May	10,756	
June	10,756	

**QUALITY**

	Contract Quantity	Contract Base Number	Contract *	Region	England
% of all assessments that were assess and fit appliances (rolling 12 month period)	549	939	58.5%	58.8%	56.6%
% of all assessments that were assess and refuse (rolling 12 month period)	21	939	2.2%	10.3%	11.8%
% of all assessments that were assess and review (rolling 12 month period)	369	939	39.3%	30.9%	31.6%
% of terminated courses where treatment was abandoned or discontinued (rolling 12 month period)	28	612	4.6%	7.0%	7.7%
% of completed treatments indicating that PAR score was taken (year to date)	465	564	82.4%	55.6%	58.4%
Rate of removable appliances per 100 fixed appliances - proposed treatment (rolling 12 month period)	69	968	7.13	5.12	5.64
Rate of removable appliances per 100 fixed appliances - completed treatment (rolling 12 month period)	72	1,019	7.07	3.95	4.81
% of courses of treatment with removable appliances only - proposed treatment (rolling 12 month period)	43	549	7.8%	1.8%	2.0%
% of courses of treatment with removable appliances only - completed treatment (rolling 12 month period)	47	584	8.0%	1.7%	1.5%
% of patients satisfied with the treatment they have received (rolling 12 month period)	22	22	100.0%	96.9%	96.0%

\* Figures in italics indicate that the base number is less than 100.

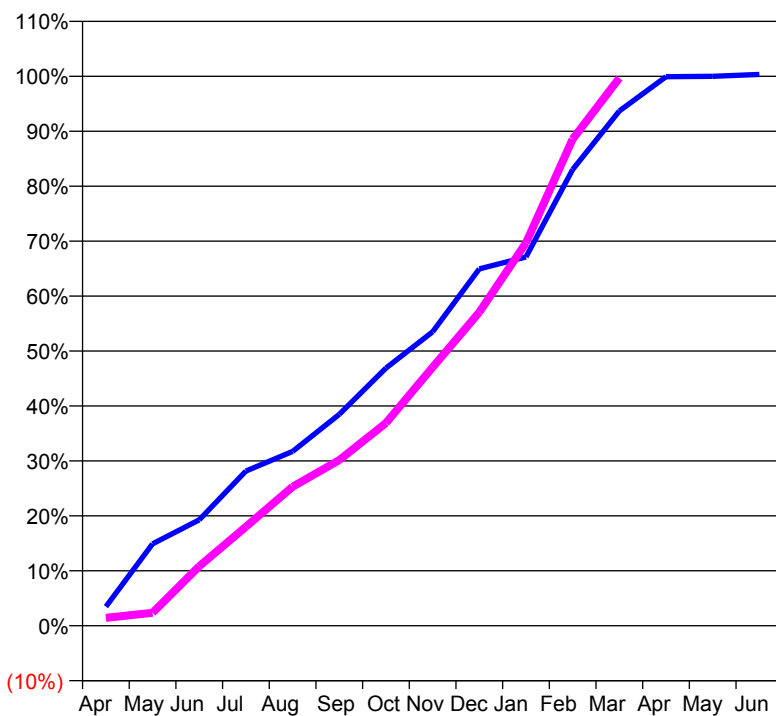
**Q68 - Vital Signs Orthodontic At a Glance Contract Report for 155349/0002 - March 2017**

Name or company name	E & G Ortho Limited
Contract type name	PDS Contract
Purpose of contract	Orthodontic
Contract start date	01/04/2011
Contract end date	31/03/2018

16/17 Contracted general activity (UDA)	0
Carry forward general activity (UDA)	0
16/17 Contracted orthodontic activity (UOA)	6,268
Carry forward orthodontic activity (UOA)	0
Baseline contract value	£406,406.90

**ACCESS**

	Contract	England and Wales
24 month ratio of assessments to patient IDs	1.09	1.09

**ACTIVITY**
**Cumulative percentage of contracted UOA delivered 2016 & 2017**

**Adjusted Scheduled Activity (UOA)**

Month	2016	2017
April	219	91
May	935	149
June	1,208	679
July	1,765	1,130
August	1,989	1,586
September	2,412	1,890
October	2,940	2,312
November	3,353	2,949
December	4,072	3,576
January	4,207	4,367
February	5,204	5,551
March	5,872	6,247
April	6,264	
May	6,268	
June	6,289	

**QUALITY**

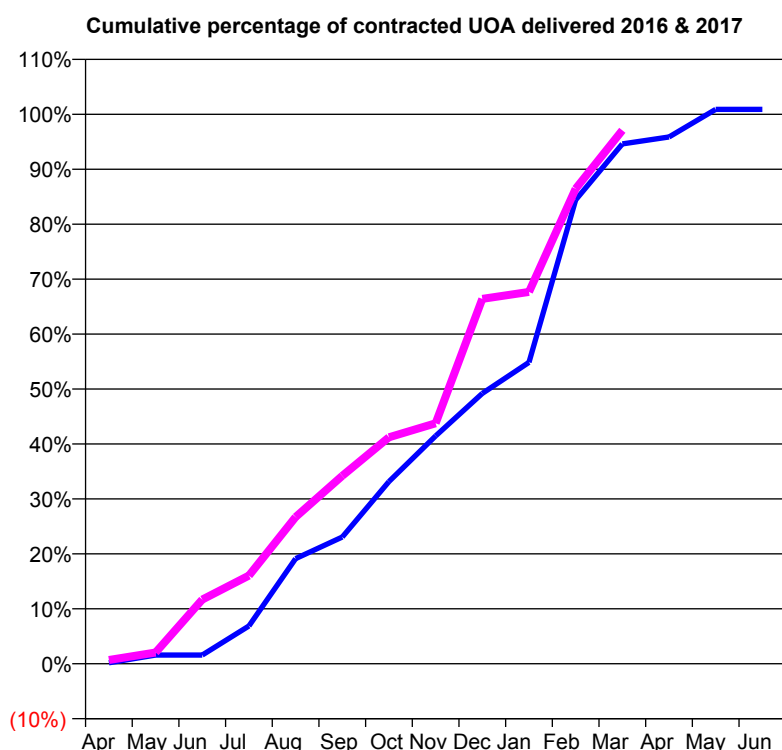
	Contract Quantity	Contract Base Number	Contract *	Region	England
% of all assessments that were assess and fit appliances (rolling 12 month period)	323	562	57.5%	58.8%	56.6%
% of all assessments that were assess and refuse (rolling 12 month period)	14	562	2.5%	10.3%	11.8%
% of all assessments that were assess and review (rolling 12 month period)	225	562	40.0%	30.9%	31.6%
% of terminated courses where treatment was abandoned or discontinued (rolling 12 month period)	11	341	3.2%	7.0%	7.7%
% of completed treatments indicating that PAR score was taken (year to date)	270	310	87.1%	55.6%	58.4%
Rate of removable appliances per 100 fixed appliances - proposed treatment (rolling 12 month period)	44	597	7.37	5.12	5.64
Rate of removable appliances per 100 fixed appliances - completed treatment (rolling 12 month period)	28	597	4.69	3.95	4.81
% of courses of treatment with removable appliances only - proposed treatment (rolling 12 month period)	15	323	4.6%	1.8%	2.0%
% of courses of treatment with removable appliances only - completed treatment (rolling 12 month period)	19	330	5.8%	1.7%	1.5%
% of patients satisfied with the treatment they have received (rolling 12 month period)	11	12	91.7%	96.9%	96.0%

\* Figures in italics indicate that the base number is less than 100.

**Q68 - Vital Signs Orthodontic At a Glance Contract Report for 156574/0001 - March 2017**

Name or company name	Total Orthodontics	16/17 Contracted general activity (UDA)	0
Contract type name	PDS Contract	Carry forward general activity (UDA)	0
Purpose of contract	Orthodontic	16/17 Contracted orthodontic activity (UOA)	3,356
Contract start date	01/04/2006	Carry forward orthodontic activity (UOA)	0
Contract end date	31/03/2018	Baseline contract value	£214,169.34

ACCESS	Contract	England and Wales
24 month ratio of assessments to patient IDs	1.07	1.09

**ACTIVITY**


Month	Adjusted Scheduled Activity (UOA)	
	2016	2017
April	6	23
May	53	69
June	53	392
July	231	539
August	642	896
September	774	1,148
October	1,113	1,383
November	1,391	1,469
December	1,651	2,229
January	1,841	2,271
February	2,833	2,901
March	3,175	3,258
April	3,217	
May	3,386	
June	3,386	

**QUALITY**

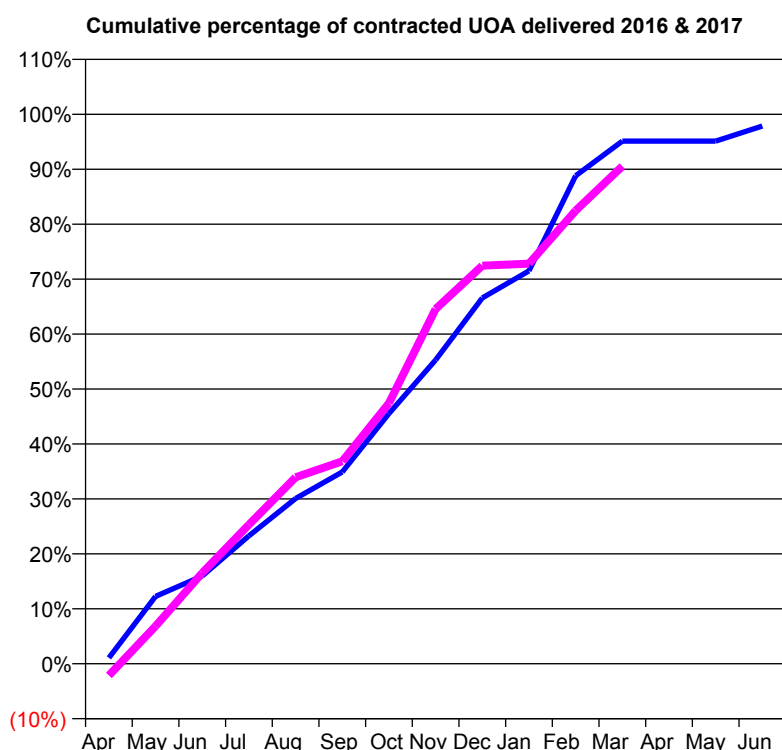
	Contract Quantity	Contract Base Number	Contract *	Region	England
% of all assessments that were assess and fit appliances (rolling 12 month period)	166	183	90.7%	58.8%	56.6%
% of all assessments that were assess and refuse (rolling 12 month period)	15	183	8.2%	10.3%	11.8%
% of all assessments that were assess and review (rolling 12 month period)	2	183	1.1%	30.9%	31.6%
% of terminated courses where treatment was abandoned or discontinued (rolling 12 month period)	14	138	10.1%	7.0%	7.7%
% of completed treatments indicating that PAR score was taken (year to date)	71	124	57.3%	55.6%	58.4%
Rate of removable appliances per 100 fixed appliances - proposed treatment (rolling 12 month period)	4	324	1.23	5.12	5.64
Rate of removable appliances per 100 fixed appliances - completed treatment (rolling 12 month period)	3	244	1.23	3.95	4.81
% of courses of treatment with removable appliances only - proposed treatment (rolling 12 month period)	1	166	0.6%	1.8%	2.0%
% of courses of treatment with removable appliances only - completed treatment (rolling 12 month period)	1	124	0.8%	1.7%	1.5%
% of patients satisfied with the treatment they have received (rolling 12 month period)	6	6	100.0%	96.9%	96.0%

\* Figures in italics indicate that the base number is less than 100.

**Q68 - Vital Signs Orthodontic At a Glance Contract Report for 156574/0002 - March 2017**

Name or company name	Total Orthodontics	16/17 Contracted general activity (UDA)	0
Contract type name	PDS Contract	Carry forward general activity (UDA)	0
Purpose of contract	Orthodontic	16/17 Contracted orthodontic activity (UOA)	11,513
Contract start date	01/04/2006	Carry forward orthodontic activity (UOA)	247
Contract end date	31/03/2018	Baseline contract value	£768,343.18

ACCESS	Contract	England and Wales
24 month ratio of assessments to patient IDs	1.10	1.09

**ACTIVITY**


Month	Adjusted Scheduled Activity (UOA)	
	2016	2017
April	123	-247
May	1,412	790
June	1,839	1,903
July	2,682	2,915
August	3,463	3,906
September	4,019	4,242
October	5,244	5,460
November	6,367	7,434
December	7,666	8,341
January	8,232	8,383
February	10,225	9,496
March	10,951	10,424
April	10,951	
May	10,951	
June	11,266	

**QUALITY**

	Contract Quantity	Contract Base Number	Contract *	Region	England
% of all assessments that were assess and fit appliances (rolling 12 month period)	551	555	99.3%	58.8%	56.6%
% of all assessments that were assess and refuse (rolling 12 month period)	4	555	0.7%	10.3%	11.8%
% of all assessments that were assess and review (rolling 12 month period)	0	555	0.0%	30.9%	31.6%
% of terminated courses where treatment was abandoned or discontinued (rolling 12 month period)	26	454	5.7%	7.0%	7.7%
% of completed treatments indicating that PAR score was taken (year to date)	17	428	4.0%	55.6%	58.4%
Rate of removable appliances per 100 fixed appliances - proposed treatment (rolling 12 month period)	16	1,079	1.48	5.12	5.64
Rate of removable appliances per 100 fixed appliances - completed treatment (rolling 12 month period)	11	845	1.30	3.95	4.81
% of courses of treatment with removable appliances only - proposed treatment (rolling 12 month period)	8	551	1.5%	1.8%	2.0%
% of courses of treatment with removable appliances only - completed treatment (rolling 12 month period)	2	428	0.5%	1.7%	1.5%
% of patients satisfied with the treatment they have received (rolling 12 month period)	17	17	100.0%	96.9%	96.0%

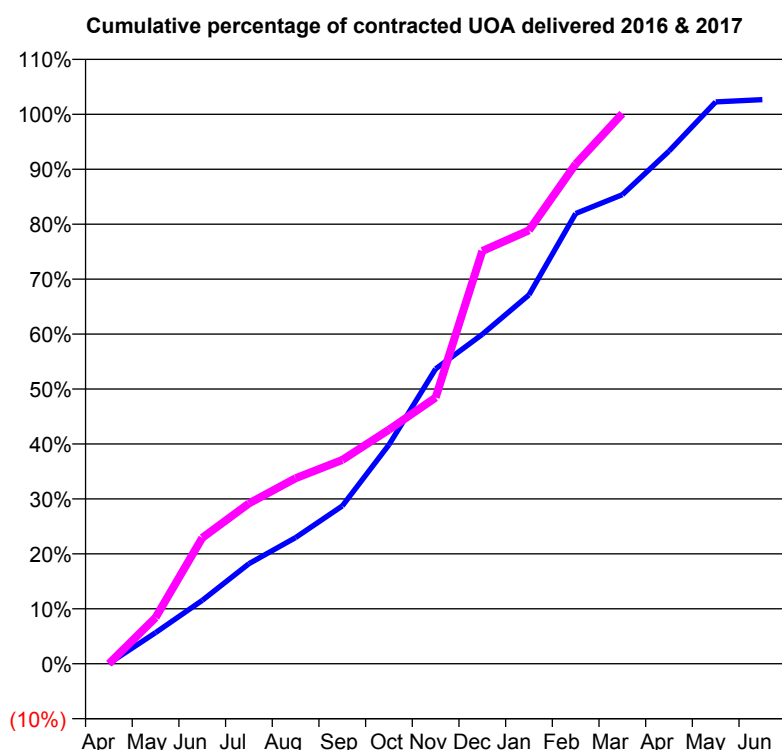
\* Figures in italics indicate that the base number is less than 100.

**Q68 - Vital Signs Orthodontic At a Glance Contract Report for 156574/0004 - March 2017**

Name or company name	Total Orthodontics	16/17 Contracted general activity (UDA)	0
Contract type name	PDS Contract	Carry forward general activity (UDA)	0
Purpose of contract	Orthodontic	16/17 Contracted orthodontic activity (UOA)	5,040
Contract start date	01/05/2010	Carry forward orthodontic activity (UOA)	0
Contract end date	31/03/2018	Baseline contract value	£322,061.73

**ACCESS**

	Contract	England and Wales
24 month ratio of assessments to patient IDs	1.06	1.09

**ACTIVITY**


Month	Adjusted Scheduled Activity (UOA)	
	2016	2017
April	3	0
May	286	424
June	581	1,155
July	918	1,471
August	1,158	1,702
September	1,447	1,870
October	2,009	2,147
November	2,705	2,442
December	3,022	3,786
January	3,383	3,975
February	4,130	4,584
March	4,302	5,046
April	4,702	
May	5,153	
June	5,174	

**QUALITY**

	Contract Quantity	Contract Base Number	Contract *	Region	England
% of all assessments that were assess and fit appliances (rolling 12 month period)	286	309	92.6%	58.8%	56.6%
% of all assessments that were assess and refuse (rolling 12 month period)	21	309	6.8%	10.3%	11.8%
% of all assessments that were assess and review (rolling 12 month period)	2	309	0.6%	30.9%	31.6%
% of terminated courses where treatment was abandoned or discontinued (rolling 12 month period)	25	235	10.6%	7.0%	7.7%
% of completed treatments indicating that PAR score was taken (year to date)	102	210	48.6%	55.6%	58.4%
Rate of removable appliances per 100 fixed appliances - proposed treatment (rolling 12 month period)	8	564	1.42	5.12	5.64
Rate of removable appliances per 100 fixed appliances - completed treatment (rolling 12 month period)	11	394	2.79	3.95	4.81
% of courses of treatment with removable appliances only - proposed treatment (rolling 12 month period)	4	286	1.4%	1.8%	2.0%
% of courses of treatment with removable appliances only - completed treatment (rolling 12 month period)	8	210	3.8%	1.7%	1.5%
% of patients satisfied with the treatment they have received (rolling 12 month period)	19	20	95.0%	96.9%	96.0%

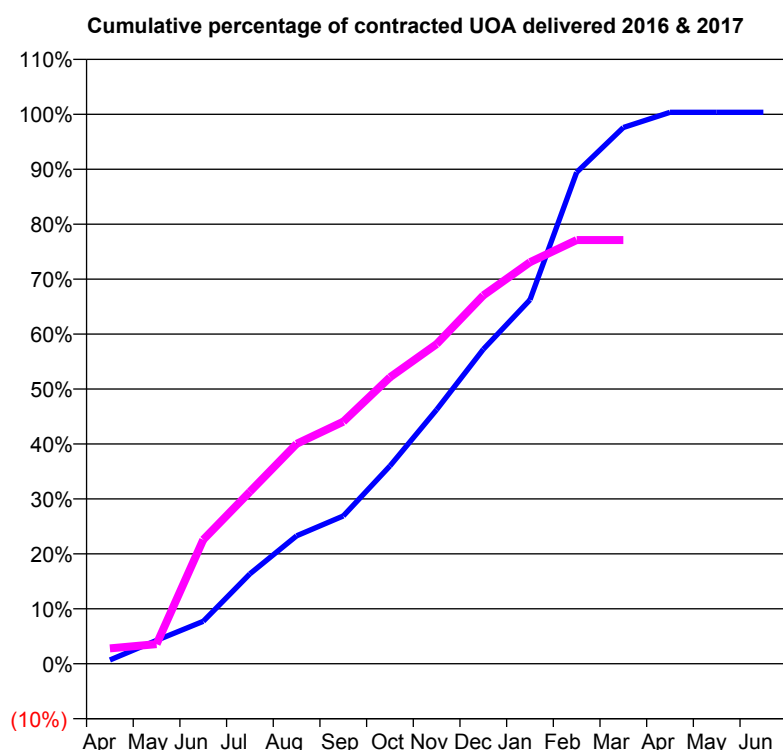
\* Figures in italics indicate that the base number is less than 100.



**Q68 - Vital Signs Orthodontic At a Glance Contract Report for 156574/0005 - March 2017**

Name or company name	Total Orthodontics	16/17 Contracted general activity (UDA)	0
Contract type name	PDS Contract	Carry forward general activity (UDA)	0
Purpose of contract	Orthodontic	16/17 Contracted orthodontic activity (UOA)	3,127
Contract start date	01/04/2012	Carry forward orthodontic activity (UOA)	0
Contract end date	31/03/2018	Baseline contract value	£198,023.22

ACCESS	Contract	England and Wales
24 month ratio of assessments to patient IDs	1.03	1.09

**ACTIVITY**


Month	Adjusted Scheduled Activity (UOA)	
	2016	2017
April	22	88
May	133	112
June	242	706
July	512	979
August	728	1,252
September	841	1,378
October	1,126	1,630
November	1,446	1,819
December	1,790	2,096
January	2,071	2,285
February	2,797	2,411
March	3,052	2,411
April	3,138	
May	3,138	
June	3,138	

QUALITY	Contract Quantity	Contract Base Number	Contract *	Region	England
% of all assessments that were assess and fit appliances (rolling 12 month period)	123	134	91.8%	58.8%	56.6%
% of all assessments that were assess and refuse (rolling 12 month period)	11	134	8.2%	10.3%	11.8%
% of all assessments that were assess and review (rolling 12 month period)	0	134	0.0%	30.9%	31.6%
% of terminated courses where treatment was abandoned or discontinued (rolling 12 month period)	28	162	17.3%	7.0%	7.7%
% of completed treatments indicating that PAR score was taken (year to date)	9	134	6.7%	55.6%	58.4%
Rate of removable appliances per 100 fixed appliances - proposed treatment (rolling 12 month period)	7	233	3.00	5.12	5.64
Rate of removable appliances per 100 fixed appliances - completed treatment (rolling 12 month period)	6	245	2.45	3.95	4.81
% of courses of treatment with removable appliances only - proposed treatment (rolling 12 month period)	4	123	3.3%	1.8%	2.0%
% of courses of treatment with removable appliances only - completed treatment (rolling 12 month period)	5	134	3.7%	1.7%	1.5%
% of patients satisfied with the treatment they have received (rolling 12 month period)	5	5	100.0%	96.9%	96.0%

\* Figures in italics indicate that the base number is less than 100.

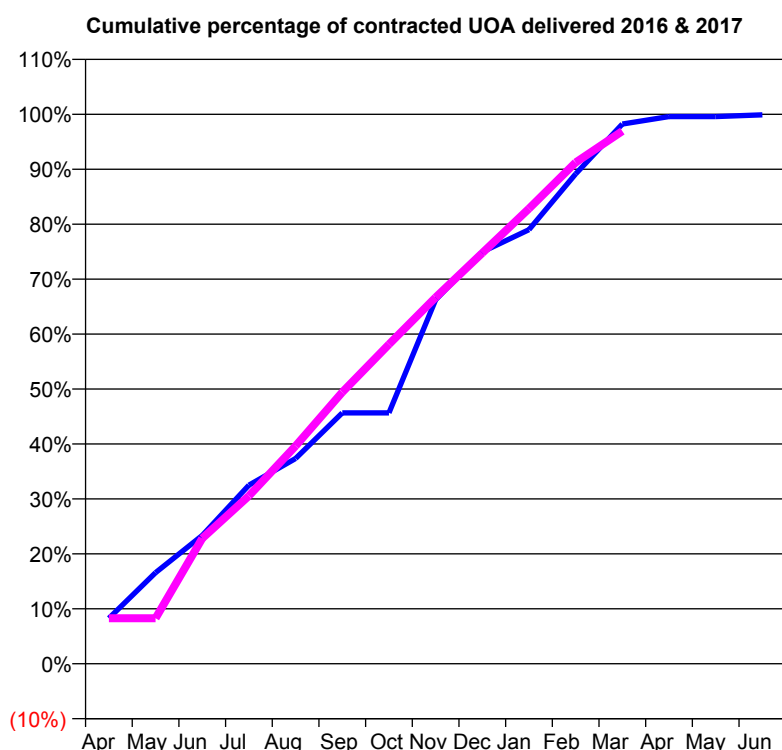
**Q68 - Vital Signs Orthodontic At a Glance Contract Report for 169110/0009 - March 2017**

Name or company name	Dentalign Orthodontics LLP
Contract type name	PDS Contract
Purpose of contract	Orthodontic
Contract start date	01/04/2011
Contract end date	31/03/2018

16/17 Contracted general activity (UDA)	0
Carry forward general activity (UDA)	0
16/17 Contracted orthodontic activity (UOA)	6,254
Carry forward orthodontic activity (UOA)	6
Baseline contract value	£405,527.05

**ACCESS**

	Contract	England and Wales
24 month ratio of assessments to patient IDs	1.04	1.09

**ACTIVITY**


Month	Adjusted Scheduled Activity (UOA)	
	2016	2017
April	518	519
May	1,037	519
June	1,460	1,427
July	2,033	1,912
August	2,337	2,479
September	2,855	3,090
October	2,855	3,636
November	4,142	4,170
December	4,688	4,675
January	4,940	5,180
February	5,575	5,705
March	6,142	6,062
April	6,227	
May	6,227	
June	6,248	

**QUALITY**

	Contract Quantity	Contract Base Number	Contract *	Region	England
% of all assessments that were assess and fit appliances (rolling 12 month period)	296	305	97.0%	58.8%	56.6%
% of all assessments that were assess and refuse (rolling 12 month period)	0	305	0.0%	10.3%	11.8%
% of all assessments that were assess and review (rolling 12 month period)	9	305	3.0%	30.9%	31.6%
% of terminated courses where treatment was abandoned or discontinued (rolling 12 month period)	10	276	3.6%	7.0%	7.7%
% of completed treatments indicating that PAR score was taken (year to date)	198	266	74.4%	55.6%	58.4%
Rate of removable appliances per 100 fixed appliances - proposed treatment (rolling 12 month period)	6	582	1.03	5.12	5.64
Rate of removable appliances per 100 fixed appliances - completed treatment (rolling 12 month period)	0	0	N/A	3.95	4.81
% of courses of treatment with removable appliances only - proposed treatment (rolling 12 month period)	2	296	0.7%	1.8%	2.0%
% of courses of treatment with removable appliances only - completed treatment (rolling 12 month period)	0	266	0.0%	1.7%	1.5%
% of patients satisfied with the treatment they have received (rolling 12 month period)	5	5	100.0%	96.9%	96.0%

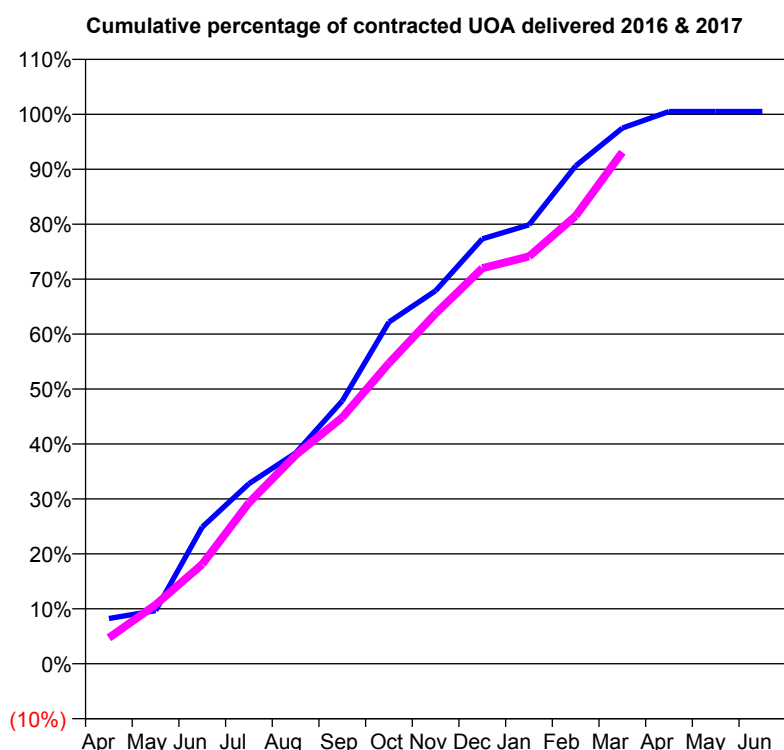
\* Figures in italics indicate that the base number is less than 100.

**Q68 - Vital Signs Orthodontic At a Glance Contract Report for 169110/0015 - March 2017**

Name or company name	Dentalign Orthodontics LLP
Contract type name	PDS Contract
Purpose of contract	Orthodontic
Contract start date	01/04/2014
Contract end date	31/03/2018

16/17 Contracted general activity (UDA)	0
Carry forward general activity (UDA)	0
16/17 Contracted orthodontic activity (UOA)	4,889
Carry forward orthodontic activity (UOA)	0
Baseline contract value	£316,822.07

ACCESS	Contract	England and Wales
24 month ratio of assessments to patient IDs	1.05	1.09

**ACTIVITY**


Month	Adjusted Scheduled Activity (UOA)	
	2016	2017
April	403	231
May	473	525
June	1,217	886
July	1,602	1,432
August	1,875	1,856
September	2,339	2,192
October	3,040	2,675
November	3,319	3,116
December	3,781	3,519
January	3,905	3,624
February	4,430	3,985
March	4,766	4,552
April	4,913	
May	4,913	
June	4,913	

QUALITY	Contract Quantity	Contract Base Number	Contract *	Region	England
% of all assessments that were assess and fit appliances (rolling 12 month period)	233	233	100.0%	58.8%	56.6%
% of all assessments that were assess and refuse (rolling 12 month period)	0	233	0.0%	10.3%	11.8%
% of all assessments that were assess and review (rolling 12 month period)	0	233	0.0%	30.9%	31.6%
% of terminated courses where treatment was abandoned or discontinued (rolling 12 month period)	23	361	6.4%	7.0%	7.7%
% of completed treatments indicating that PAR score was taken (year to date)	105	338	31.1%	55.6%	58.4%
Rate of removable appliances per 100 fixed appliances - proposed treatment (rolling 12 month period)	66	449	14.70	5.12	5.64
Rate of removable appliances per 100 fixed appliances - completed treatment (rolling 12 month period)	24	291	8.25	3.95	4.81
% of courses of treatment with removable appliances only - proposed treatment (rolling 12 month period)	5	233	2.1%	1.8%	2.0%
% of courses of treatment with removable appliances only - completed treatment (rolling 12 month period)	3	338	0.9%	1.7%	1.5%
% of patients satisfied with the treatment they have received (rolling 12 month period)	7	8	87.5%	96.9%	96.0%

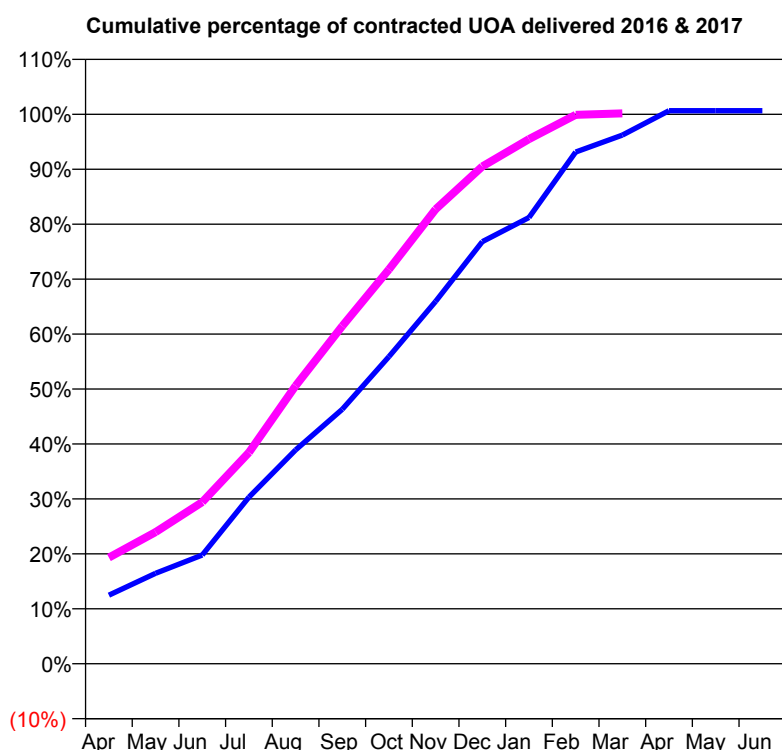
\* Figures in italics indicate that the base number is less than 100.

**Q68 - Vital Signs Orthodontic At a Glance Contract Report for 175471/0001 - March 2017**

Name or company name	Surrey Orthodontics Limited
Contract type name	PDS Contract
Purpose of contract	Orthodontic
Contract start date	01/01/2012
Contract end date	31/03/2018

16/17 Contracted general activity (UDA)	0
Carry forward general activity (UDA)	0
16/17 Contracted orthodontic activity (UOA)	8,153
Carry forward orthodontic activity (UOA)	0
Baseline contract value	£522,170.67

ACCESS	Contract	England and Wales
24 month ratio of assessments to patient IDs	1.07	1.09

**ACTIVITY**


Month	Adjusted Scheduled Activity (UOA)	
	2016	2017
April	1,019	1,575
May	1,343	1,953
June	1,613	2,399
July	2,473	3,135
August	3,172	4,124
September	3,776	5,011
October	4,557	5,852
November	5,376	6,744
December	6,263	7,378
January	6,620	7,784
February	7,592	8,145
March	7,844	8,166
April	8,206	
May	8,206	
June	8,206	

QUALITY	Contract Quantity	Contract Base Number	Contract *	Region	England
% of all assessments that were assess and fit appliances (rolling 12 month period)	409	449	91.1%	58.8%	56.6%
% of all assessments that were assess and refuse (rolling 12 month period)	19	449	4.2%	10.3%	11.8%
% of all assessments that were assess and review (rolling 12 month period)	21	449	4.7%	30.9%	31.6%
% of terminated courses where treatment was abandoned or discontinued (rolling 12 month period)	25	396	6.3%	7.0%	7.7%
% of completed treatments indicating that PAR score was taken (year to date)	322	367	87.7%	55.6%	58.4%
Rate of removable appliances per 100 fixed appliances - proposed treatment (rolling 12 month period)	15	795	1.89	5.12	5.64
Rate of removable appliances per 100 fixed appliances - completed treatment (rolling 12 month period)	17	703	2.42	3.95	4.81
% of courses of treatment with removable appliances only - proposed treatment (rolling 12 month period)	6	409	1.5%	1.8%	2.0%
% of courses of treatment with removable appliances only - completed treatment (rolling 12 month period)	11	371	3.0%	1.7%	1.5%
% of patients satisfied with the treatment they have received (rolling 12 month period)	14	14	100.0%	96.9%	96.0%

\* Figures in italics indicate that the base number is less than 100.

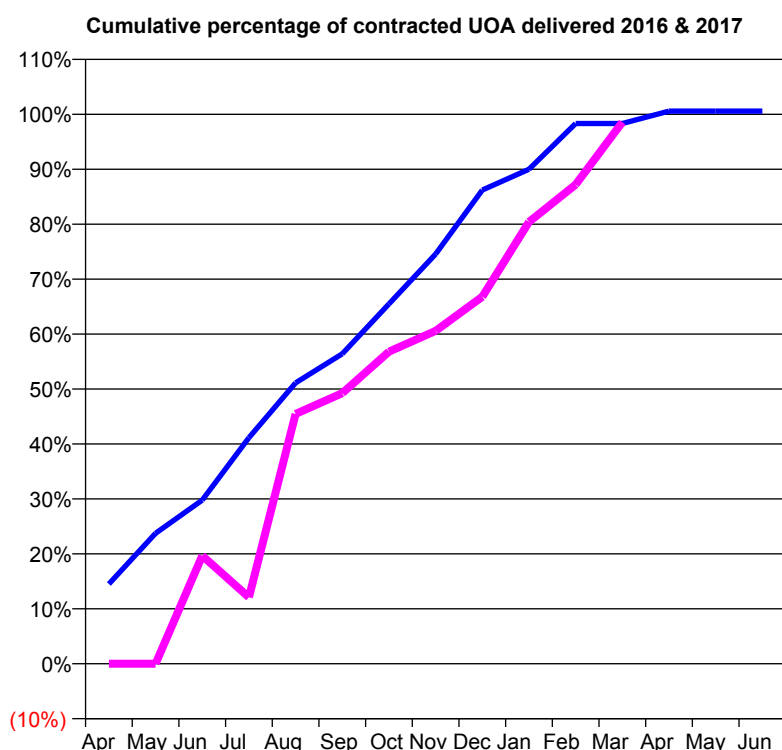
**Q68 - Vital Signs Orthodontic At a Glance Contract Report for 178462/0001 - March 2017**

Name or company name	IQ Orthodontics Ltd
Contract type name	PDS Contract
Purpose of contract	Orthodontic
Contract start date	01/04/2011
Contract end date	31/03/2018

16/17 Contracted general activity (UDA)	0
Carry forward general activity (UDA)	0
16/17 Contracted orthodontic activity (UOA)	2,776
Carry forward orthodontic activity (UOA)	0
Baseline contract value	£173,534.77

**ACCESS**

	Contract	England and Wales
24 month ratio of assessments to patient IDs	1.07	1.09

**ACTIVITY**


Month	Adjusted Scheduled Activity (UOA)	
	2016	2017
April	403	0
May	659	0
June	827	546
July	1,142	336
August	1,419	1,262
September	1,566	1,367
October	1,818	1,577
November	2,070	1,682
December	2,393	1,854
January	2,498	2,232
February	2,729	2,421
March	2,729	2,736
April	2,792	
May	2,792	
June	2,792	

**QUALITY**

	Contract Quantity	Contract Base Number	Contract *	Region	England
% of all assessments that were assess and fit appliances (rolling 12 month period)	151	151	100.0%	58.8%	56.6%
% of all assessments that were assess and refuse (rolling 12 month period)	0	151	0.0%	10.3%	11.8%
% of all assessments that were assess and review (rolling 12 month period)	0	151	0.0%	30.9%	31.6%
% of terminated courses where treatment was abandoned or discontinued (rolling 12 month period)	16	132	12.1%	7.0%	7.7%
% of completed treatments indicating that PAR score was taken (year to date)	109	112	97.3%	55.6%	58.4%
Rate of removable appliances per 100 fixed appliances - proposed treatment (rolling 12 month period)	3	293	1.02	5.12	5.64
Rate of removable appliances per 100 fixed appliances - completed treatment (rolling 12 month period)	5	219	2.28	3.95	4.81
% of courses of treatment with removable appliances only - proposed treatment (rolling 12 month period)	2	151	1.3%	1.8%	2.0%
% of courses of treatment with removable appliances only - completed treatment (rolling 12 month period)	4	116	3.4%	1.7%	1.5%
% of patients satisfied with the treatment they have received (rolling 12 month period)	3	3	100.0%	96.9%	96.0%

\* Figures in italics indicate that the base number is less than 100.

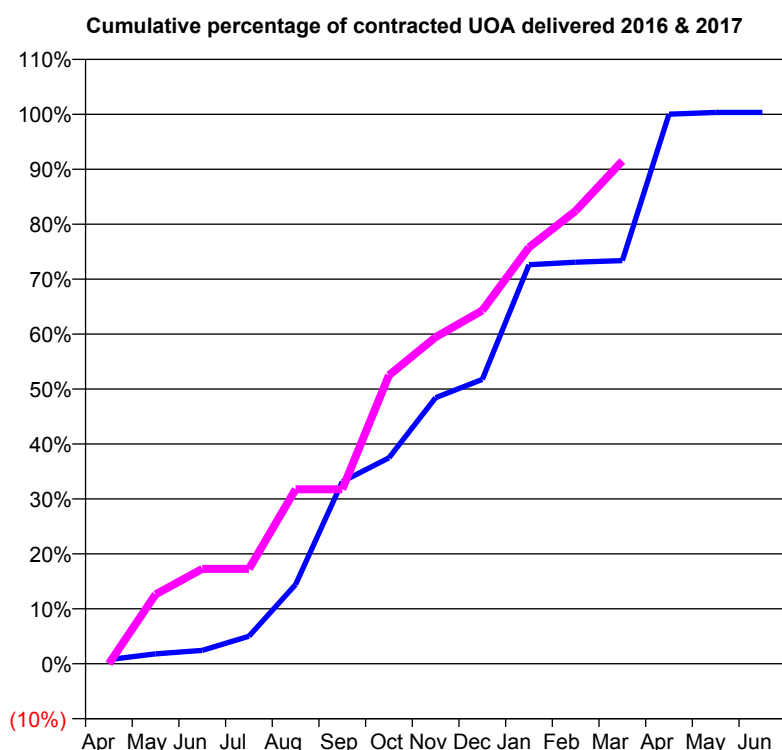
**Q68 - Vital Signs Orthodontic At a Glance Contract Report for 183482/0001 - March 2017**

Name or company name	Surrey Orthodontics (Godalming) Limited
Contract type name	PDS Contract
Purpose of contract	Orthodontic
Contract start date	20/03/2015
Contract end date	31/03/2018

16/17 Contracted general activity (UDA)	0
Carry forward general activity (UDA)	0
16/17 Contracted orthodontic activity (UOA)	13,971
Carry forward orthodontic activity (UOA)	0
Baseline contract value	£855,282.91

**ACCESS**

	Contract	England and Wales
24 month ratio of assessments to patient IDs	1.01	1.09

**ACTIVITY**


Month	Adjusted Scheduled Activity (UOA)	
	2016	2017
April	106	2
May	253	1,764
June	341	2,412
July	700	2,412
August	2,017	4,435
September	4,629	4,435
October	5,238	7,335
November	6,765	8,303
December	7,229	8,983
January	10,147	10,587
February	10,210	11,514
March	10,252	12,785
April	13,974	
May	14,016	
June	14,016	

**QUALITY**

	Contract Quantity	Contract Base Number	Contract *	Region	England
% of all assessments that were assess and fit appliances (rolling 12 month period)	823	899	91.5%	58.8%	56.6%
% of all assessments that were assess and refuse (rolling 12 month period)	7	899	0.8%	10.3%	11.8%
% of all assessments that were assess and review (rolling 12 month period)	69	899	7.7%	30.9%	31.6%
% of terminated courses where treatment was abandoned or discontinued (rolling 12 month period)	24	737	3.3%	7.0%	7.7%
% of completed treatments indicating that PAR score was taken (year to date)	681	711	95.8%	55.6%	58.4%
Rate of removable appliances per 100 fixed appliances - proposed treatment (rolling 12 month period)	103	1,530	6.73	5.12	5.64
Rate of removable appliances per 100 fixed appliances - completed treatment (rolling 12 month period)	21	87	24.14	3.95	4.81
% of courses of treatment with removable appliances only - proposed treatment (rolling 12 month period)	40	823	4.9%	1.8%	2.0%
% of courses of treatment with removable appliances only - completed treatment (rolling 12 month period)	17	713	2.4%	1.7%	1.5%
% of patients satisfied with the treatment they have received (rolling 12 month period)	23	24	95.8%	96.9%	96.0%

\* Figures in italics indicate that the base number is less than 100.

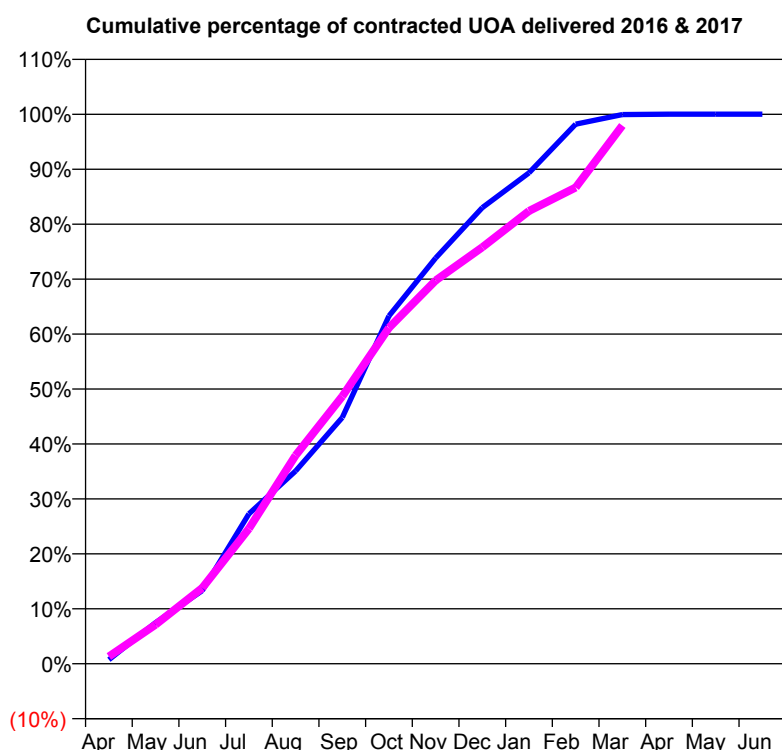
**Q68 - Vital Signs Orthodontic At a Glance Contract Report for 186872/0006 - March 2017**

Name or company name	ORTHOWORLD 2000 LTD
Contract type name	PDS Contract
Purpose of contract	Orthodontic
Contract start date	01/04/2006
Contract end date	31/03/2018

16/17 Contracted general activity (UDA)	0
Carry forward general activity (UDA)	0
16/17 Contracted orthodontic activity (UOA)	7,730
Carry forward orthodontic activity (UOA)	0
Baseline contract value	£498,756.08

**ACCESS**

	Contract	England and Wales
24 month ratio of assessments to patient IDs	1.00	1.09

**ACTIVITY**


Month	Adjusted Scheduled Activity (UOA)	
	2016	2017
April	57	103
May	579	550
June	1,029	1,066
July	2,109	1,902
August	2,712	2,931
September	3,464	3,762
October	4,894	4,727
November	5,708	5,392
December	6,417	5,860
January	6,906	6,370
February	7,590	6,700
March	7,726	7,571
April	7,732	
May	7,732	
June	7,732	

**QUALITY**

	Contract Quantity	Contract Base Number	Contract *	Region	England
% of all assessments that were assess and fit appliances (rolling 12 month period)	363	516	70.3%	58.8%	56.6%
% of all assessments that were assess and refuse (rolling 12 month period)	86	516	16.7%	10.3%	11.8%
% of all assessments that were assess and review (rolling 12 month period)	67	516	13.0%	30.9%	31.6%
% of terminated courses where treatment was abandoned or discontinued (rolling 12 month period)	104	583	17.8%	7.0%	7.7%
% of completed treatments indicating that PAR score was taken (year to date)	334	479	69.7%	55.6%	58.4%
Rate of removable appliances per 100 fixed appliances - proposed treatment (rolling 12 month period)	92	699	13.16	5.12	5.64
Rate of removable appliances per 100 fixed appliances - completed treatment (rolling 12 month period)	85	461	18.44	3.95	4.81
% of courses of treatment with removable appliances only - proposed treatment (rolling 12 month period)	10	363	2.8%	1.8%	2.0%
% of courses of treatment with removable appliances only - completed treatment (rolling 12 month period)	55	479	11.5%	1.7%	1.5%
% of patients satisfied with the treatment they have received (rolling 12 month period)	16	16	100.0%	96.9%	96.0%

\* Figures in italics indicate that the base number is less than 100.

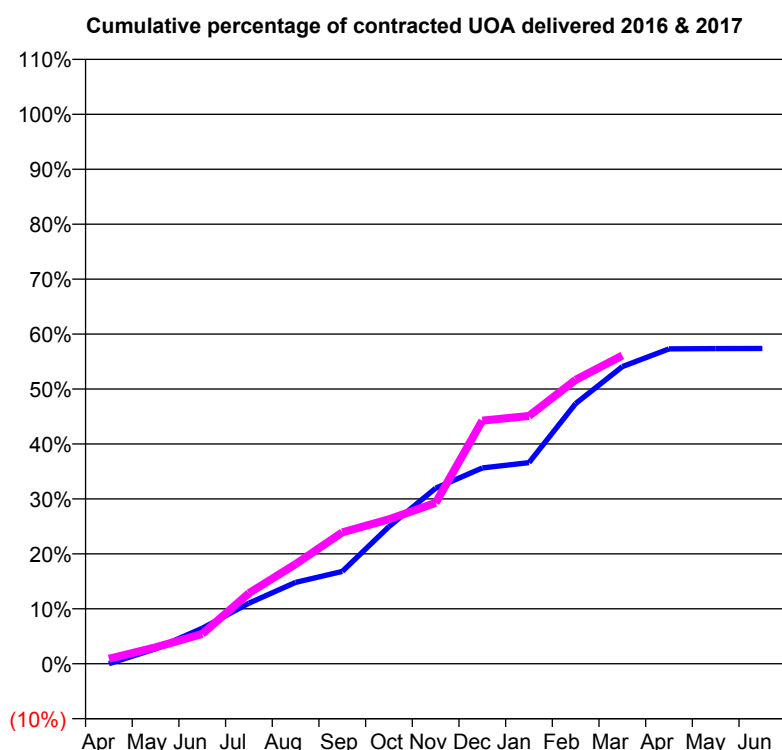
**Q68 - Vital Signs Orthodontic At a Glance Contract Report for 188751/0003 - March 2017**

Name or company name	Mr P Boamah & Mr C Amin.
Contract type name	PDS Contract
Purpose of contract	Orthodontic
Contract start date	01/04/2011
Contract end date	31/03/2018

16/17 Contracted general activity (UDA)	0
Carry forward general activity (UDA)	0
16/17 Contracted orthodontic activity (UOA)	5,323
Carry forward orthodontic activity (UOA)	0
Baseline contract value	£345,134.64

**ACCESS**

	Contract	England and Wales
24 month ratio of assessments to patient IDs	1.05	1.09

**ACTIVITY**


Month	Adjusted Scheduled Activity (UOA)	
	2016	2017
April	0	49
May	145	159
June	344	289
July	587	684
August	788	966
September	894	1,273
October	1,328	1,400
November	1,701	1,559
December	1,897	2,356
January	1,948	2,401
February	2,521	2,751
March	2,879	2,986
April	3,051	
May	3,053	
June	3,054	

**QUALITY**

	Contract Quantity	Contract Base Number	Contract *	Region	England
% of all assessments that were assess and fit appliances (rolling 12 month period)	155	241	64.3%	58.8%	56.6%
% of all assessments that were assess and refuse (rolling 12 month period)	18	241	7.5%	10.3%	11.8%
% of all assessments that were assess and review (rolling 12 month period)	68	241	28.2%	30.9%	31.6%
% of terminated courses where treatment was abandoned or discontinued (rolling 12 month period)	2	36	5.6%	7.0%	7.7%
% of completed treatments indicating that PAR score was taken (year to date)	6	34	17.6%	55.6%	58.4%
Rate of removable appliances per 100 fixed appliances - proposed treatment (rolling 12 month period)	0	0	N/A	5.12	5.64
Rate of removable appliances per 100 fixed appliances - completed treatment (rolling 12 month period)	0	0	N/A	3.95	4.81
% of courses of treatment with removable appliances only - proposed treatment (rolling 12 month period)	0	155	0.0%	1.8%	2.0%
% of courses of treatment with removable appliances only - completed treatment (rolling 12 month period)	0	34	0.0%	1.7%	1.5%
% of patients satisfied with the treatment they have received (rolling 12 month period)	15	15	100.0%	96.9%	96.0%

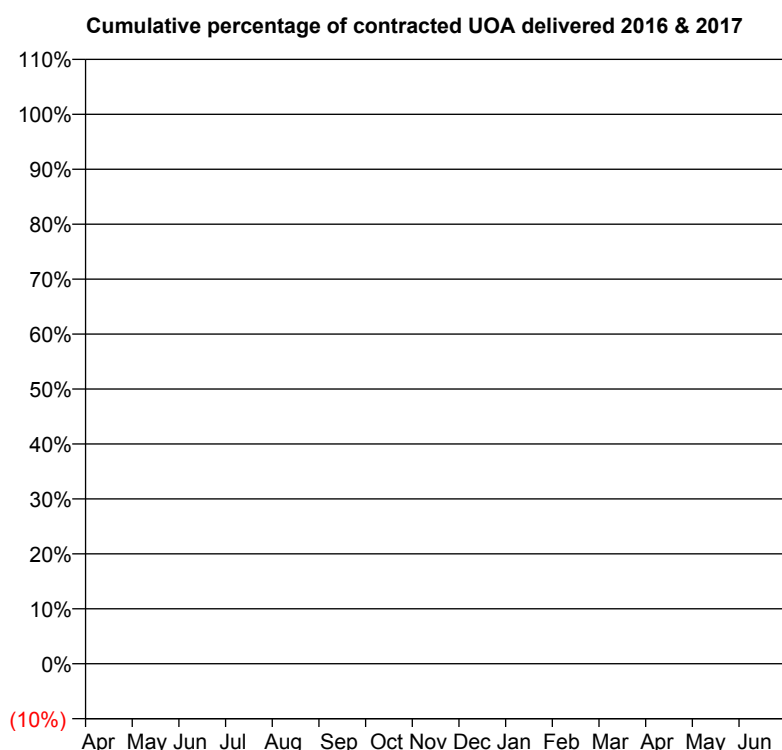
\* Figures in italics indicate that the base number is less than 100.



**Q68 - Vital Signs Orthodontic At a Glance Contract Report for 189111/0001 - March 2017**

Name or company name	Seaside Dental Practice Limited	16/17 Contracted general activity (UDA)	37,000
Contract type name	GDS Contract	Carry forward general activity (UDA)	292
Purpose of contract	General	16/17 Contracted orthodontic activity (UOA)	0
Contract start date	01/10/2010	Carry forward orthodontic activity (UOA)	0
Contract end date		Baseline contract value	£905,625.66

ACCESS	Contract	England and Wales
24 month ratio of assessments to patient IDs	1.00	1.09

**ACTIVITY**


Adjusted Scheduled Activity (UOA)		
Month	2016	2017
April	0	0
May	0	0
June	0	0
July	0	0
August	0	0
September	0	0
October	0	0
November	0	0
December	0	0
January	0	0
February	0	0
March	0	1
April	0	
May	0	
June	0	

QUALITY	Contract Quantity	Contract Base Number	Contract *	Region	England
% of all assessments that were assess and fit appliances (rolling 12 month period)	0	1	0.0%	58.8%	56.6%
% of all assessments that were assess and refuse (rolling 12 month period)	1	1	100.0%	10.3%	11.8%
% of all assessments that were assess and review (rolling 12 month period)	0	1	0.0%	30.9%	31.6%
% of terminated courses where treatment was abandoned or discontinued (rolling 12 month period)	0	0	N/A	7.0%	7.7%
% of completed treatments indicating that PAR score was taken (year to date)	0	0	N/A	55.6%	58.4%
Rate of removable appliances per 100 fixed appliances - proposed treatment (rolling 12 month period)	0	0	N/A	5.12	5.64
Rate of removable appliances per 100 fixed appliances - completed treatment (rolling 12 month period)	0	0	N/A	3.95	4.81
% of courses of treatment with removable appliances only - proposed treatment (rolling 12 month period)	0	0	N/A	1.8%	2.0%
% of courses of treatment with removable appliances only - completed treatment (rolling 12 month period)	0	0	N/A	1.7%	1.5%
% of patients satisfied with the treatment they have received (rolling 12 month period)	0	0	N/A	96.9%	96.0%

\* Figures in italics indicate that the base number is less than 100.

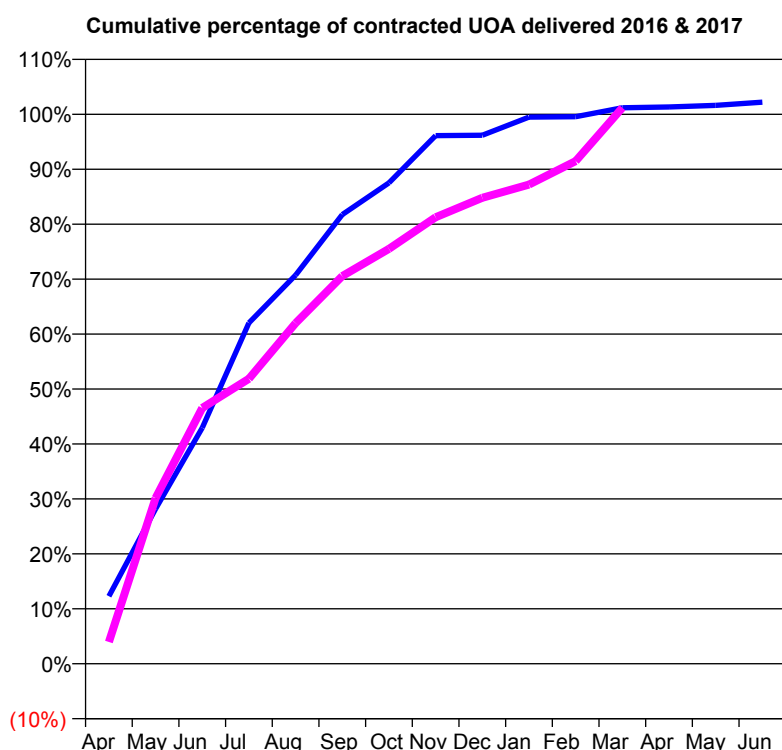
**Q68 - Vital Signs Orthodontic At a Glance Contract Report for 199737/0003 - March 2017**

Name or company name	Rectory House Dental Practice Ltd
Contract type name	PDS Contract
Purpose of contract	Orthodontic
Contract start date	01/04/2011
Contract end date	31/03/2018

16/17 Contracted general activity (UDA)	0
Carry forward general activity (UDA)	0
16/17 Contracted orthodontic activity (UOA)	3,735
Carry forward orthodontic activity (UOA)	0
Baseline contract value	£242,171.32

**ACCESS**

	Contract	England and Wales
24 month ratio of assessments to patient IDs	1.03	1.09

**ACTIVITY**


Month	Adjusted Scheduled Activity (UOA)	
	2016	2017
April	459	148
May	1,053	1,126
June	1,604	1,739
July	2,317	1,937
August	2,642	2,315
September	3,053	2,635
October	3,269	2,820
November	3,590	3,035
December	3,592	3,167
January	3,716	3,257
February	3,718	3,417
March	3,779	3,779
April	3,785	
May	3,795	
June	3,817	

**QUALITY**

	Contract Quantity	Contract Base Number	Contract *	Region	England
% of all assessments that were assess and fit appliances (rolling 12 month period)	184	321	57.3%	58.8%	56.6%
% of all assessments that were assess and refuse (rolling 12 month period)	34	321	10.6%	10.3%	11.8%
% of all assessments that were assess and review (rolling 12 month period)	103	321	32.1%	30.9%	31.6%
% of terminated courses where treatment was abandoned or discontinued (rolling 12 month period)	10	201	5.0%	7.0%	7.7%
% of completed treatments indicating that PAR score was taken (year to date)	35	190	18.4%	55.6%	58.4%
Rate of removable appliances per 100 fixed appliances - proposed treatment (rolling 12 month period)	9	196	4.59	5.12	5.64
Rate of removable appliances per 100 fixed appliances - completed treatment (rolling 12 month period)	0	68	0.00	3.95	4.81
% of courses of treatment with removable appliances only - proposed treatment (rolling 12 month period)	0	184	0.0%	1.8%	2.0%
% of courses of treatment with removable appliances only - completed treatment (rolling 12 month period)	0	191	0.0%	1.7%	1.5%
% of patients satisfied with the treatment they have received (rolling 12 month period)	9	9	100.0%	96.9%	96.0%

\* Figures in italics indicate that the base number is less than 100.

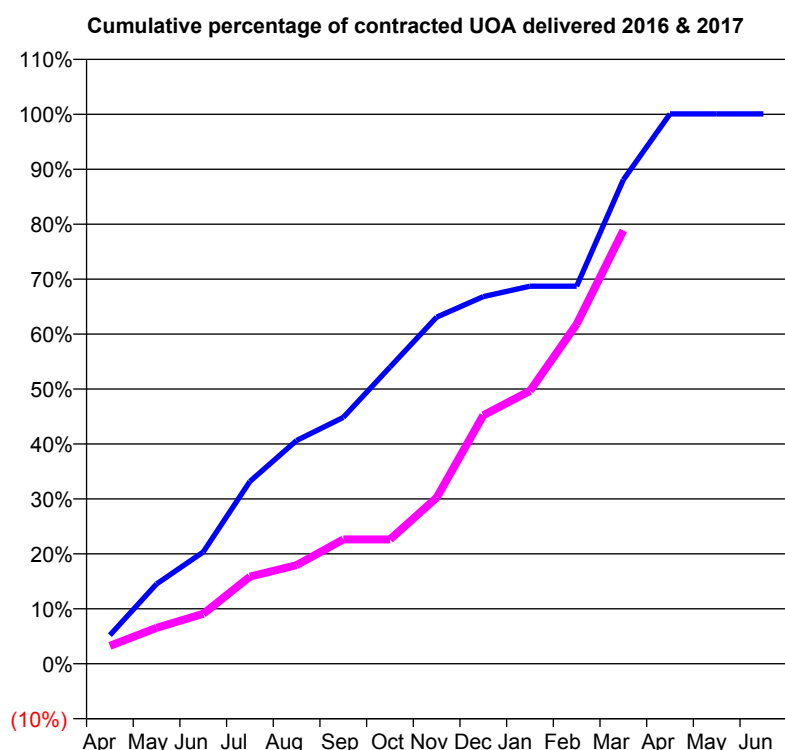
**Q68 - Vital Signs Orthodontic At a Glance Contract Report for 207896/0005 - March 2017**

Name or company name	DR AM MCCANCE
Contract type name	PDS Contract
Purpose of contract	Orthodontic
Contract start date	08/04/2013
Contract end date	31/03/2018

16/17 Contracted general activity (UDA)	0
Carry forward general activity (UDA)	0
16/17 Contracted orthodontic activity (UOA)	9,005
Carry forward orthodontic activity (UOA)	0
Baseline contract value	£584,438.82

**ACCESS**

	Contract	England and Wales
24 month ratio of assessments to patient IDs	1.00	1.09

**ACTIVITY**


Month	Adjusted Scheduled Activity (UOA)	
	2016	2017
April	468	294
May	1,308	588
June	1,833	819
July	2,988	1,428
August	3,660	1,617
September	4,038	2,037
October	4,861	2,037
November	5,680	2,721
December	6,016	4,073
January	6,188	4,472
February	6,188	5,564
March	7,931	7,101
April	9,010	
May	9,010	
June	9,010	

**QUALITY**

	Contract Quantity	Contract Base Number	Contract *	Region	England
% of all assessments that were assess and fit appliances (rolling 12 month period)	396	396	100.0%	58.8%	56.6%
% of all assessments that were assess and refuse (rolling 12 month period)	0	396	0.0%	10.3%	11.8%
% of all assessments that were assess and review (rolling 12 month period)	0	396	0.0%	30.9%	31.6%
% of terminated courses where treatment was abandoned or discontinued (rolling 12 month period)	31	545	5.7%	7.0%	7.7%
% of completed treatments indicating that PAR score was taken (year to date)	481	514	93.6%	55.6%	58.4%
Rate of removable appliances per 100 fixed appliances - proposed treatment (rolling 12 month period)	13	10	<i>130.00</i>	5.12	5.64
Rate of removable appliances per 100 fixed appliances - completed treatment (rolling 12 month period)	0	0	<i>N/A</i>	3.95	4.81
% of courses of treatment with removable appliances only - proposed treatment (rolling 12 month period)	13	396	3.3%	1.8%	2.0%
% of courses of treatment with removable appliances only - completed treatment (rolling 12 month period)	0	514	0.0%	1.7%	1.5%
% of patients satisfied with the treatment they have received (rolling 12 month period)	7	7	100.0%	96.9%	96.0%

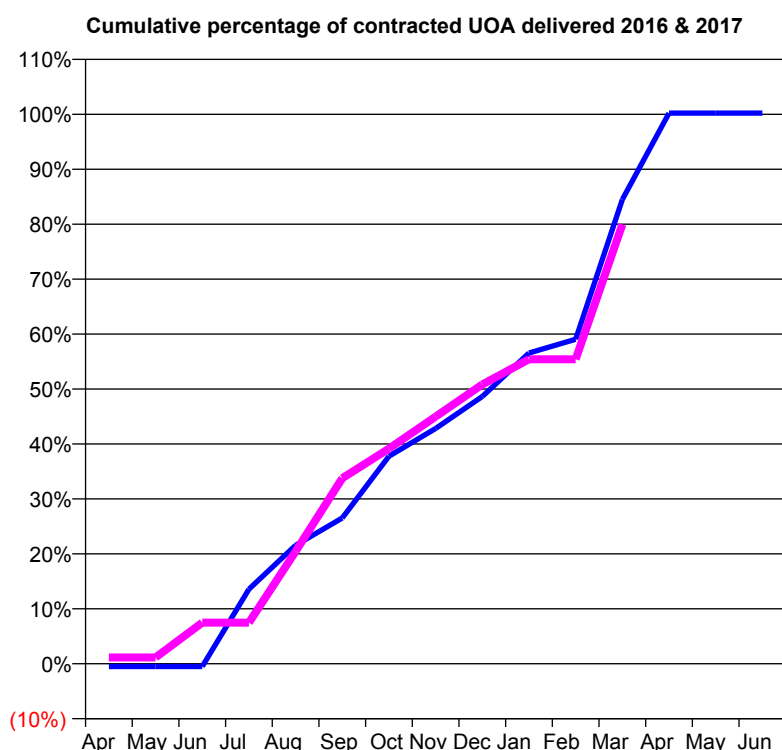
\* Figures in italics indicate that the base number is less than 100.

**Q68 - Vital Signs Orthodontic At a Glance Contract Report for 222127/0004 - March 2017**

Name or company name	MR NP WALDRON
Contract type name	PDS Contract
Purpose of contract	Orthodontic
Contract start date	01/04/2011
Contract end date	31/03/2018

16/17 Contracted general activity (UDA)	0
Carry forward general activity (UDA)	0
16/17 Contracted orthodontic activity (UOA)	5,069
Carry forward orthodontic activity (UOA)	-59
Baseline contract value	£328,665.71

ACCESS	Contract	England and Wales
24 month ratio of assessments to patient IDs	1.01	1.09

**ACTIVITY**


Month	Adjusted Scheduled Activity (UOA)	
	2016	2017
April	-26	59
May	-26	59
June	-26	380
July	688	380
August	1,093	1,036
September	1,345	1,712
October	1,915	1,985
November	2,170	2,280
December	2,466	2,576
January	2,867	2,809
February	2,993	2,809
March	4,282	4,053
April	5,080	
May	5,080	
June	5,080	

QUALITY	Contract Quantity	Contract Base Number	Contract *	Region	England
% of all assessments that were assess and fit appliances (rolling 12 month period)	227	252	90.1%	58.8%	56.6%
% of all assessments that were assess and refuse (rolling 12 month period)	9	252	3.6%	10.3%	11.8%
% of all assessments that were assess and review (rolling 12 month period)	16	252	6.3%	30.9%	31.6%
% of terminated courses where treatment was abandoned or discontinued (rolling 12 month period)	0	72	0.0%	7.0%	7.7%
% of completed treatments indicating that PAR score was taken (year to date)	54	72	75.0%	55.6%	58.4%
Rate of removable appliances per 100 fixed appliances - proposed treatment (rolling 12 month period)	5	425	1.18	5.12	5.64
Rate of removable appliances per 100 fixed appliances - completed treatment (rolling 12 month period)	2	141	1.42	3.95	4.81
% of courses of treatment with removable appliances only - proposed treatment (rolling 12 month period)	1	227	0.4%	1.8%	2.0%
% of courses of treatment with removable appliances only - completed treatment (rolling 12 month period)	0	72	0.0%	1.7%	1.5%
% of patients satisfied with the treatment they have received (rolling 12 month period)	3	3	100.0%	96.9%	96.0%

\* Figures in italics indicate that the base number is less than 100.

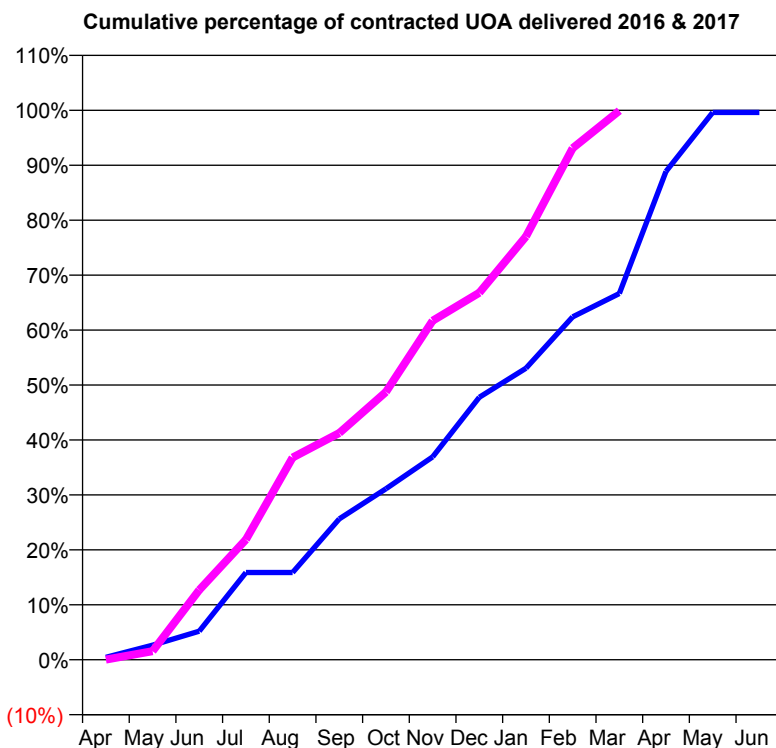
**Q68 - Vital Signs Orthodontic At a Glance Contract Report for 241296/0002 - March 2017**

Name or company name	MRS SK TIBBLE
Contract type name	PDS Contract
Purpose of contract	Orthodontic
Contract start date	01/11/2007
Contract end date	31/03/2018

16/17 Contracted general activity (UDA)	0
Carry forward general activity (UDA)	0
16/17 Contracted orthodontic activity (UOA)	3,623
Carry forward orthodontic activity (UOA)	0
Baseline contract value	£248,064.50

**ACCESS**

	Contract	England and Wales
24 month ratio of assessments to patient IDs	1.28	1.09

**ACTIVITY**


Month	Adjusted Scheduled Activity (UOA)	
	2016	2017
April	16	1
May	96	57
June	189	460
July	575	793
August	575	1,333
September	929	1,495
October	1,128	1,766
November	1,338	2,235
December	1,731	2,420
January	1,922	2,791
February	2,261	3,373
March	2,415	3,620
April	3,220	
May	3,609	
June	3,609	

**QUALITY**

	Contract Quantity	Contract Base Number	Contract *	Region	England
% of all assessments that were assess and fit appliances (rolling 12 month period)	219	559	39.2%	58.8%	56.6%
% of all assessments that were assess and refuse (rolling 12 month period)	40	559	7.2%	10.3%	11.8%
% of all assessments that were assess and review (rolling 12 month period)	300	559	53.7%	30.9%	31.6%
% of terminated courses where treatment was abandoned or discontinued (rolling 12 month period)	14	173	8.1%	7.0%	7.7%
% of completed treatments indicating that PAR score was taken (year to date)	98	159	61.6%	55.6%	58.4%
Rate of removable appliances per 100 fixed appliances - proposed treatment (rolling 12 month period)	36	421	8.55	5.12	5.64
Rate of removable appliances per 100 fixed appliances - completed treatment (rolling 12 month period)	29	292	9.93	3.95	4.81
% of courses of treatment with removable appliances only - proposed treatment (rolling 12 month period)	7	219	3.2%	1.8%	2.0%
% of courses of treatment with removable appliances only - completed treatment (rolling 12 month period)	4	159	2.5%	1.7%	1.5%
% of patients satisfied with the treatment they have received (rolling 12 month period)	18	18	100.0%	96.9%	96.0%

\* Figures in italics indicate that the base number is less than 100.

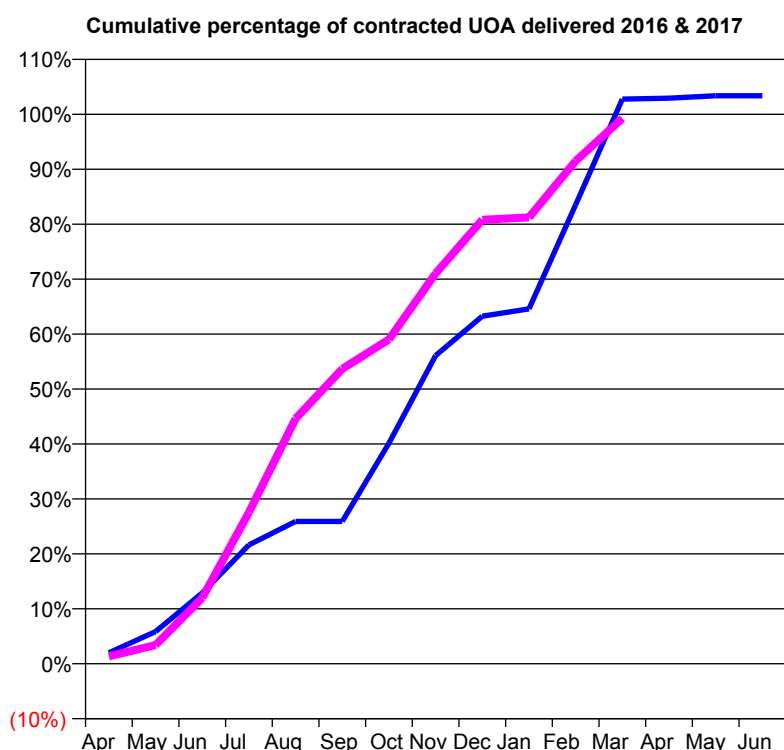
**Q68 - Vital Signs Orthodontic At a Glance Contract Report for 263273/0001 - March 2017**

Name or company name	MR AT SMITH
Contract type name	PDS Contract
Purpose of contract	Orthodontic
Contract start date	01/04/2011
Contract end date	31/03/2018

16/17 Contracted general activity (UDA)	0
Carry forward general activity (UDA)	0
16/17 Contracted orthodontic activity (UOA)	4,912
Carry forward orthodontic activity (UOA)	0
Baseline contract value	£313,041.11

**ACCESS**

	Contract	England and Wales
24 month ratio of assessments to patient IDs	1.05	1.09

**ACTIVITY**


Month	Adjusted Scheduled Activity (UOA)	
	2016	2017
April	98	66
May	288	168
June	633	590
July	1,063	1,354
August	1,273	2,191
September	1,273	2,636
October	1,972	2,899
November	2,755	3,489
December	3,107	3,969
January	3,172	3,990
February	4,103	4,494
March	5,047	4,876
April	5,056	
May	5,077	
June	5,077	

**QUALITY**

	Contract Quantity	Contract Base Number	Contract *	Region	England
% of all assessments that were assess and fit appliances (rolling 12 month period)	226	431	52.4%	58.8%	56.6%
% of all assessments that were assess and refuse (rolling 12 month period)	44	431	10.2%	10.3%	11.8%
% of all assessments that were assess and review (rolling 12 month period)	161	431	37.4%	30.9%	31.6%
% of terminated courses where treatment was abandoned or discontinued (rolling 12 month period)	17	200	8.5%	7.0%	7.7%
% of completed treatments indicating that PAR score was taken (year to date)	110	183	60.1%	55.6%	58.4%
Rate of removable appliances per 100 fixed appliances - proposed treatment (rolling 12 month period)	15	412	3.64	5.12	5.64
Rate of removable appliances per 100 fixed appliances - completed treatment (rolling 12 month period)	11	340	3.24	3.95	4.81
% of courses of treatment with removable appliances only - proposed treatment (rolling 12 month period)	5	226	2.2%	1.8%	2.0%
% of courses of treatment with removable appliances only - completed treatment (rolling 12 month period)	8	183	4.4%	1.7%	1.5%
% of patients satisfied with the treatment they have received (rolling 12 month period)	14	14	100.0%	96.9%	96.0%

\* Figures in italics indicate that the base number is less than 100.

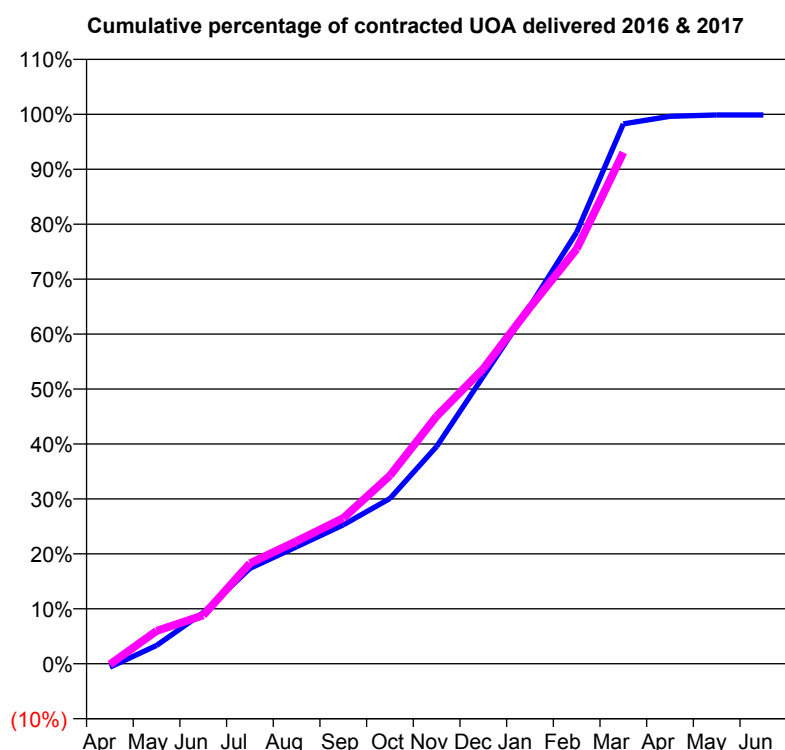
**Q68 - Vital Signs Orthodontic At a Glance Contract Report for 310328/0002 - March 2017**

Name or company name	MR JY LIU
Contract type name	PDS Contract
Purpose of contract	Orthodontic
Contract start date	01/04/2011
Contract end date	31/03/2018

16/17 Contracted general activity (UDA)	0
Carry forward general activity (UDA)	0
16/17 Contracted orthodontic activity (UOA)	3,206
Carry forward orthodontic activity (UOA)	4
Baseline contract value	£207,871.81

**ACCESS**

	Contract	England and Wales
24 month ratio of assessments to patient IDs	1.04	1.09

**ACTIVITY**


Month	Adjusted Scheduled Activity (UOA)	
	2016	2017
April	-21	-4
May	107	192
June	298	283
July	557	586
August	683	715
September	810	850
October	964	1,098
November	1,268	1,444
December	1,677	1,721
January	2,086	2,079
February	2,517	2,420
March	3,150	2,983
April	3,194	
May	3,202	
June	3,202	

**QUALITY**

	Contract Quantity	Contract Base Number	Contract *	Region	England
% of all assessments that were assess and fit appliances (rolling 12 month period)	146	221	66.1%	58.8%	56.6%
% of all assessments that were assess and refuse (rolling 12 month period)	13	221	5.9%	10.3%	11.8%
% of all assessments that were assess and review (rolling 12 month period)	62	221	28.1%	30.9%	31.6%
% of terminated courses where treatment was abandoned or discontinued (rolling 12 month period)	7	119	5.9%	7.0%	7.7%
% of completed treatments indicating that PAR score was taken (year to date)	108	112	96.4%	55.6%	58.4%
Rate of removable appliances per 100 fixed appliances - proposed treatment (rolling 12 month period)	35	279	12.54	5.12	5.64
Rate of removable appliances per 100 fixed appliances - completed treatment (rolling 12 month period)	37	215	17.21	3.95	4.81
% of courses of treatment with removable appliances only - proposed treatment (rolling 12 month period)	5	146	3.4%	1.8%	2.0%
% of courses of treatment with removable appliances only - completed treatment (rolling 12 month period)	3	112	2.7%	1.7%	1.5%
% of patients satisfied with the treatment they have received (rolling 12 month period)	8	9	88.9%	96.9%	96.0%

\* Figures in italics indicate that the base number is less than 100.

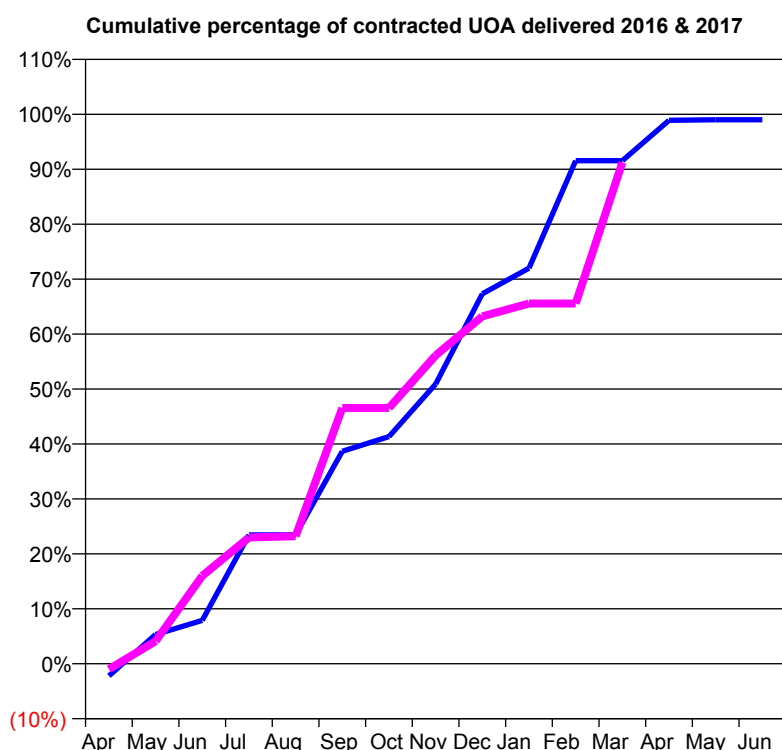
**Q68 - Vital Signs Orthodontic At a Glance Contract Report for 320684/0002 - March 2017**

Name or company name	MRS CJ PRITCHARD
Contract type name	PDS Contract
Purpose of contract	Orthodontic
Contract start date	01/04/2011
Contract end date	31/03/2018

16/17 Contracted general activity (UDA)	0
Carry forward general activity (UDA)	0
16/17 Contracted orthodontic activity (UOA)	900
Carry forward orthodontic activity (UOA)	9
Baseline contract value	£58,354.53

ACCESS	Contract	England and Wales
--------	----------	-------------------

24 month ratio of assessments to patient IDs	1.11	1.09
--	------	------

**ACTIVITY**


Month	Adjusted Scheduled Activity (UOA)	
	2016	2017
April	-20	-9
May	48	37
June	71	144
July	211	207
August	211	209
September	348	419
October	372	419
November	458	505
December	606	569
January	648	590
February	824	590
March	824	821
April	890	
May	891	
June	891	

QUALITY	Contract Quantity	Contract Base Number	Contract *	Region	England
% of all assessments that were assess and fit appliances (rolling 12 month period)	43	59	72.9%	58.8%	56.6%
% of all assessments that were assess and refuse (rolling 12 month period)	0	59	0.0%	10.3%	11.8%
% of all assessments that were assess and review (rolling 12 month period)	16	59	27.1%	30.9%	31.6%
% of terminated courses where treatment was abandoned or discontinued (rolling 12 month period)	3	38	7.9%	7.0%	7.7%
% of completed treatments indicating that PAR score was taken (year to date)	34	35	97.1%	55.6%	58.4%
Rate of removable appliances per 100 fixed appliances - proposed treatment (rolling 12 month period)	6	85	7.06	5.12	5.64
Rate of removable appliances per 100 fixed appliances - completed treatment (rolling 12 month period)	0	2	0.00	3.95	4.81
% of courses of treatment with removable appliances only - proposed treatment (rolling 12 month period)	0	43	0.0%	1.8%	2.0%
% of courses of treatment with removable appliances only - completed treatment (rolling 12 month period)	0	35	0.0%	1.7%	1.5%
% of patients satisfied with the treatment they have received (rolling 12 month period)	2	2	100.0%	96.9%	96.0%

\* Figures in italics indicate that the base number is less than 100.



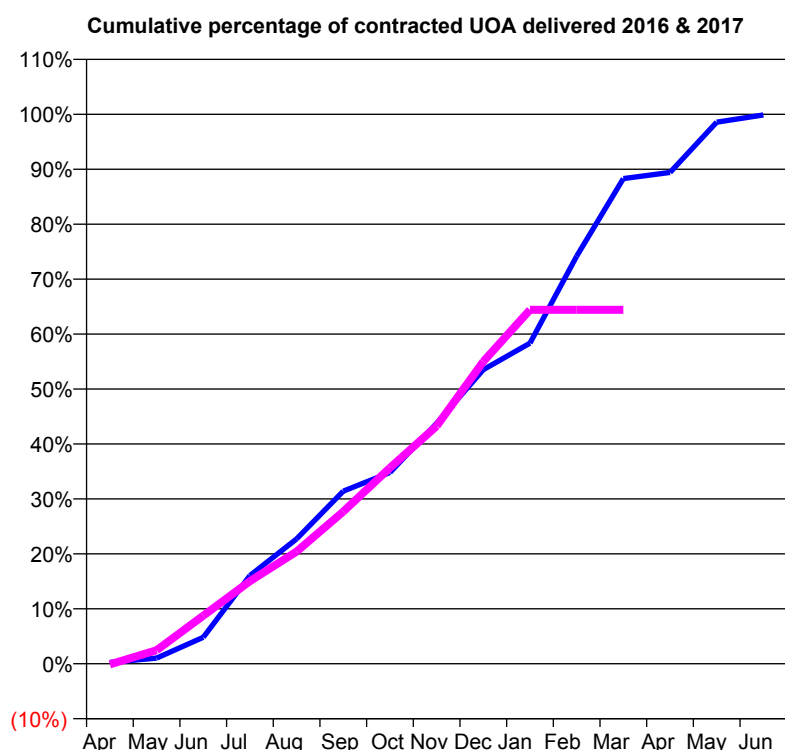
**Q68 - Vital Signs Orthodontic At a Glance Contract Report for 331465/0002 - March 2017**

Name or company name	MISS SK TOPPING
Contract type name	PDS Contract
Purpose of contract	Orthodontic
Contract start date	01/04/2011
Contract end date	31/03/2018

16/17 Contracted general activity (UDA)	0
Carry forward general activity (UDA)	0
16/17 Contracted orthodontic activity (UOA)	6,474
Carry forward orthodontic activity (UOA)	8
Baseline contract value	£419,763.60

**ACCESS**

	Contract	England and Wales
24 month ratio of assessments to patient IDs	1.03	1.09

**ACTIVITY**


Month	Adjusted Scheduled Activity (UOA)	
	2016	2017
April	17	-8
May	66	160
June	312	567
July	1,040	974
August	1,472	1,322
September	2,034	1,793
October	2,253	2,308
November	2,833	2,800
December	3,465	3,560
January	3,778	4,171
February	4,802	4,171
March	5,717	4,171
April	5,788	
May	6,381	
June	6,466	

**QUALITY**

	Contract Quantity	Contract Base Number	Contract *	Region	England
% of all assessments that were assess and fit appliances (rolling 12 month period)	244	446	54.7%	58.8%	56.6%
% of all assessments that were assess and refuse (rolling 12 month period)	51	446	11.4%	10.3%	11.8%
% of all assessments that were assess and review (rolling 12 month period)	151	446	33.9%	30.9%	31.6%
% of terminated courses where treatment was abandoned or discontinued (rolling 12 month period)	49	295	16.6%	7.0%	7.7%
% of completed treatments indicating that PAR score was taken (year to date)	89	246	36.2%	55.6%	58.4%
Rate of removable appliances per 100 fixed appliances - proposed treatment (rolling 12 month period)	32	424	7.55	5.12	5.64
Rate of removable appliances per 100 fixed appliances - completed treatment (rolling 12 month period)	43	440	9.77	3.95	4.81
% of courses of treatment with removable appliances only - proposed treatment (rolling 12 month period)	23	244	9.4%	1.8%	2.0%
% of courses of treatment with removable appliances only - completed treatment (rolling 12 month period)	17	246	6.9%	1.7%	1.5%
% of patients satisfied with the treatment they have received (rolling 12 month period)	16	19	84.2%	96.9%	96.0%

\* Figures in italics indicate that the base number is less than 100.

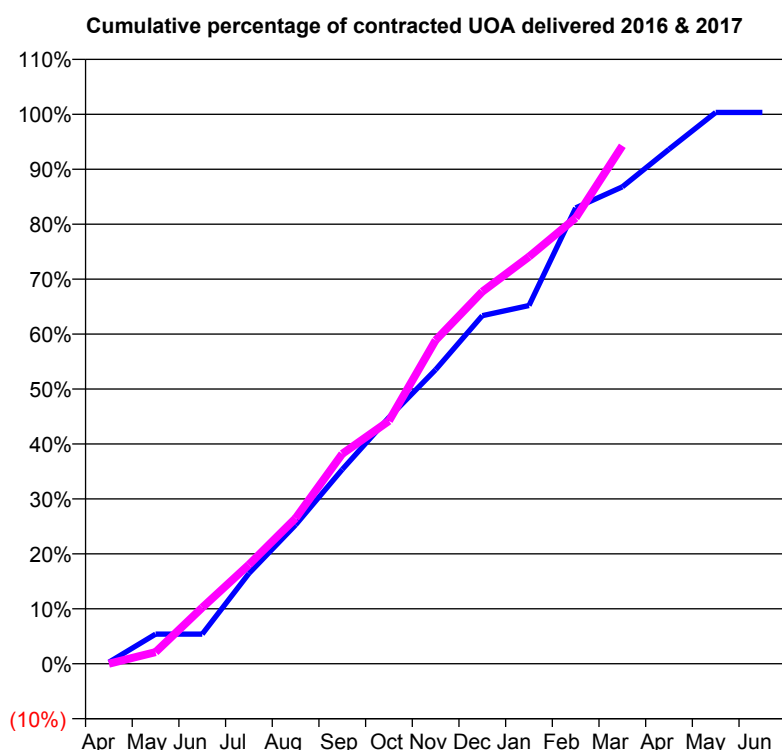
**Q68 - Vital Signs Orthodontic At a Glance Contract Report for 635677/0001 - March 2017**

Name or company name	MISS JM EDWARDS
Contract type name	PDS Contract
Purpose of contract	Orthodontic
Contract start date	01/04/2006
Contract end date	31/03/2018

16/17 Contracted general activity (UDA)	0
Carry forward general activity (UDA)	0
16/17 Contracted orthodontic activity (UOA)	2,500
Carry forward orthodontic activity (UOA)	0
Baseline contract value	£164,127.88

**ACCESS**

	Contract	England and Wales
24 month ratio of assessments to patient IDs	1.04	1.09

**ACTIVITY**


Month	Adjusted Scheduled Activity (UOA)	
	2016	2017
April	7	0
May	135	53
June	135	256
July	411	451
August	632	662
September	884	955
October	1,121	1,105
November	1,338	1,472
December	1,584	1,693
January	1,630	1,852
February	2,074	2,029
March	2,170	2,357
April	2,341	
May	2,508	
June	2,508	

**QUALITY**

	Contract Quantity	Contract Base Number	Contract *	Region	England
% of all assessments that were assess and fit appliances (rolling 12 month period)	126	226	55.8%	58.8%	56.6%
% of all assessments that were assess and refuse (rolling 12 month period)	17	226	7.5%	10.3%	11.8%
% of all assessments that were assess and review (rolling 12 month period)	83	226	36.7%	30.9%	31.6%
% of terminated courses where treatment was abandoned or discontinued (rolling 12 month period)	14	132	10.6%	7.0%	7.7%
% of completed treatments indicating that PAR score was taken (year to date)	31	118	26.3%	55.6%	58.4%
Rate of removable appliances per 100 fixed appliances - proposed treatment (rolling 12 month period)	0	0	N/A	5.12	5.64
Rate of removable appliances per 100 fixed appliances - completed treatment (rolling 12 month period)	13	159	8.18	3.95	4.81
% of courses of treatment with removable appliances only - proposed treatment (rolling 12 month period)	0	126	0.0%	1.8%	2.0%
% of courses of treatment with removable appliances only - completed treatment (rolling 12 month period)	11	118	9.3%	1.7%	1.5%
% of patients satisfied with the treatment they have received (rolling 12 month period)	4	4	100.0%	96.9%	96.0%

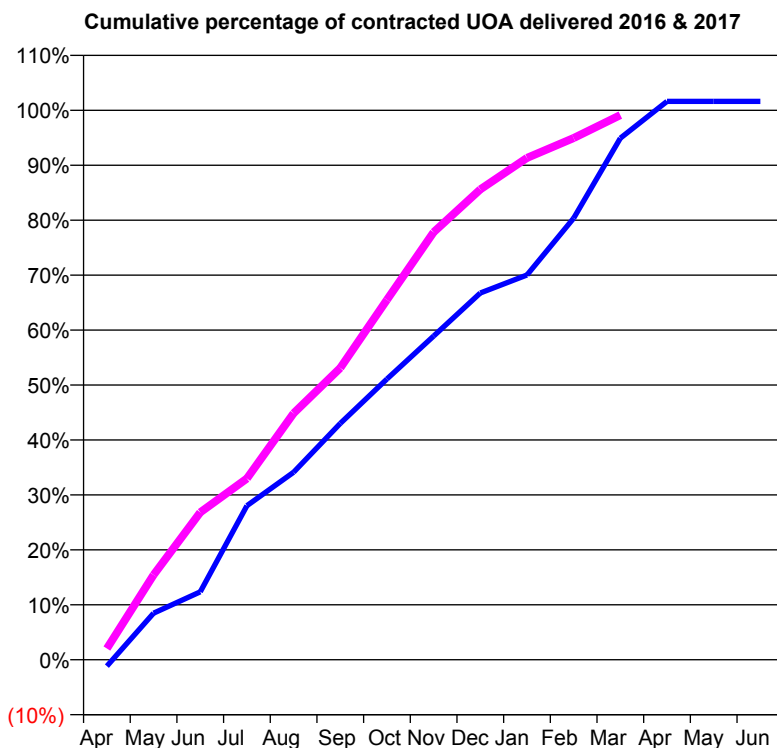
\* Figures in italics indicate that the base number is less than 100.

**Q68 - Vital Signs Orthodontic At a Glance Contract Report for 656968/0002 - March 2017**

Name or company name	MRS VJ DIXON	16/17 Contracted general activity (UDA)	0
Contract type name	PDS Contract	Carry forward general activity (UDA)	0
Purpose of contract	Orthodontic	16/17 Contracted orthodontic activity (UOA)	4,097
Contract start date	01/04/2006	Carry forward orthodontic activity (UOA)	0
Contract end date	31/03/2018	Baseline contract value	£273,471.55

**ACCESS**

	Contract	England and Wales
24 month ratio of assessments to patient IDs	1.14	1.09

**ACTIVITY**


Month	Adjusted Scheduled Activity (UOA)	
	2016	2017
April	-48	84
May	347	633
June	507	1,099
July	1,149	1,352
August	1,398	1,837
September	1,762	2,176
October	2,094	2,684
November	2,414	3,188
December	2,735	3,507
January	2,869	3,742
February	3,293	3,890
March	3,889	4,061
April	4,163	
May	4,163	
June	4,163	

**QUALITY**

	Contract Quantity	Contract Base Number	Contract *	Region	England
% of all assessments that were assess and fit appliances (rolling 12 month period)	255	264	96.6%	58.8%	56.6%
% of all assessments that were assess and refuse (rolling 12 month period)	0	264	0.0%	10.3%	11.8%
% of all assessments that were assess and review (rolling 12 month period)	9	264	3.4%	30.9%	31.6%
% of terminated courses where treatment was abandoned or discontinued (rolling 12 month period)	19	261	7.3%	7.0%	7.7%
% of completed treatments indicating that PAR score was taken (year to date)	221	237	93.2%	55.6%	58.4%
Rate of removable appliances per 100 fixed appliances - proposed treatment (rolling 12 month period)	40	500	8.00	5.12	5.64
Rate of removable appliances per 100 fixed appliances - completed treatment (rolling 12 month period)	35	448	7.81	3.95	4.81
% of courses of treatment with removable appliances only - proposed treatment (rolling 12 month period)	4	255	1.6%	1.8%	2.0%
% of courses of treatment with removable appliances only - completed treatment (rolling 12 month period)	11	242	4.5%	1.7%	1.5%
% of patients satisfied with the treatment they have received (rolling 12 month period)	10	10	100.0%	96.9%	96.0%

\* Figures in italics indicate that the base number is less than 100.

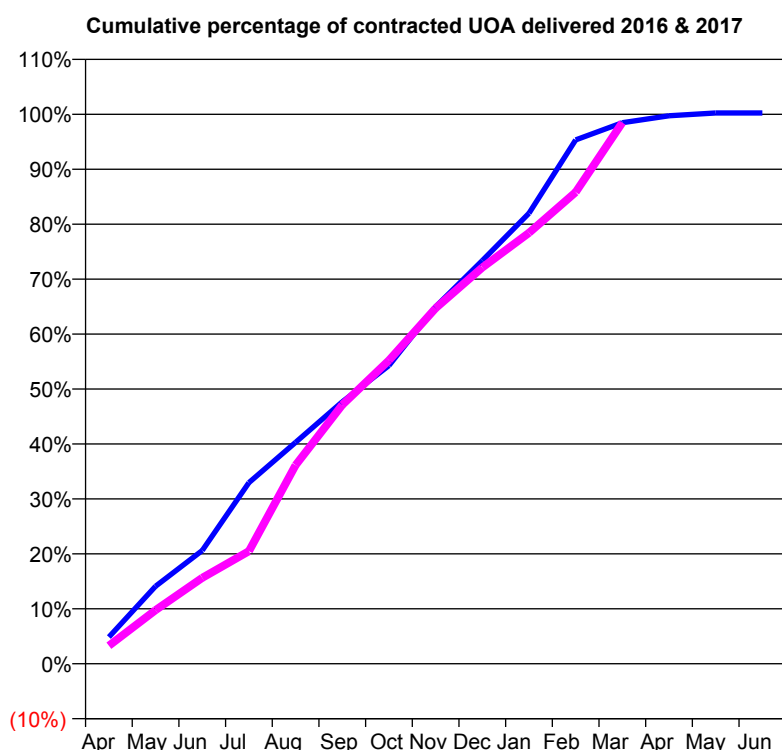
**Q68 - Vital Signs Orthodontic At a Glance Contract Report for 677256/0001 - March 2017**

Name or company name	MR GT WYNNE-HUGHES
Contract type name	PDS Contract
Purpose of contract	Orthodontic
Contract start date	01/04/2006
Contract end date	31/03/2026

16/17 Contracted general activity (UDA)	0
Carry forward general activity (UDA)	0
16/17 Contracted orthodontic activity (UOA)	13,141
Carry forward orthodontic activity (UOA)	0
Baseline contract value	£866,632.48

**ACCESS**

	Contract	England and Wales
24 month ratio of assessments to patient IDs	1.07	1.09

**ACTIVITY**


Month	Adjusted Scheduled Activity (UOA)	
	2016	2017
April	640	433
May	1,854	1,282
June	2,708	2,055
July	4,333	2,692
August	5,295	4,750
September	6,264	6,192
October	7,131	7,257
November	8,537	8,503
December	9,643	9,476
January	10,775	10,304
February	12,527	11,277
March	12,939	12,942
April	13,105	
May	13,173	
June	13,173	

**QUALITY**

	Contract Quantity	Contract Base Number	Contract *	Region	England
% of all assessments that were assess and fit appliances (rolling 12 month period)	608	1,218	49.9%	58.8%	56.6%
% of all assessments that were assess and refuse (rolling 12 month period)	106	1,218	8.7%	10.3%	11.8%
% of all assessments that were assess and review (rolling 12 month period)	504	1,218	41.4%	30.9%	31.6%
% of terminated courses where treatment was abandoned or discontinued (rolling 12 month period)	20	612	3.3%	7.0%	7.7%
% of completed treatments indicating that PAR score was taken (year to date)	543	591	91.9%	55.6%	58.4%
Rate of removable appliances per 100 fixed appliances - proposed treatment (rolling 12 month period)	27	1,176	2.30	5.12	5.64
Rate of removable appliances per 100 fixed appliances - completed treatment (rolling 12 month period)	22	1,120	1.96	3.95	4.81
% of courses of treatment with removable appliances only - proposed treatment (rolling 12 month period)	10	608	1.6%	1.8%	2.0%
% of courses of treatment with removable appliances only - completed treatment (rolling 12 month period)	12	592	2.0%	1.7%	1.5%
% of patients satisfied with the treatment they have received (rolling 12 month period)	19	20	95.0%	96.9%	96.0%

\* Figures in italics indicate that the base number is less than 100.

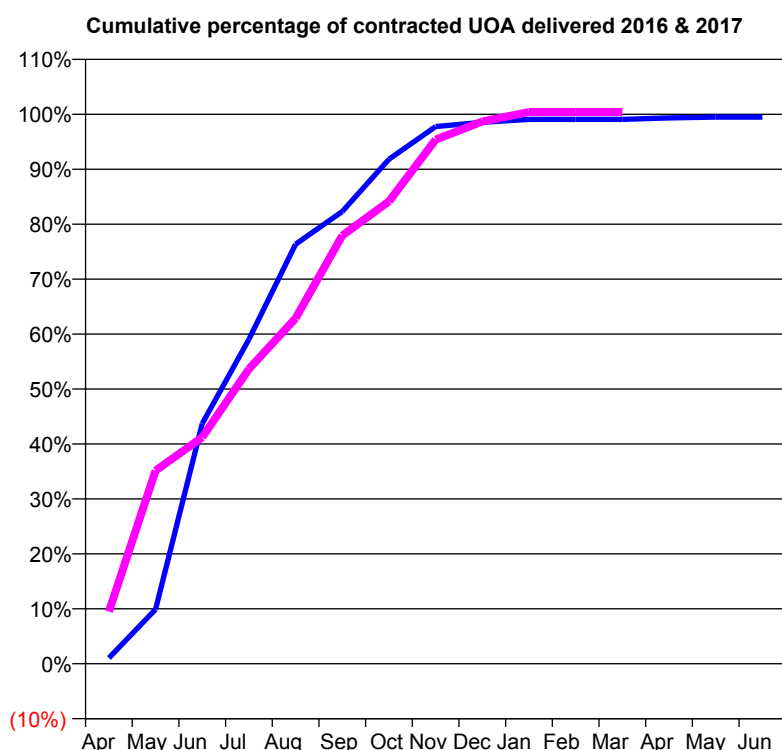
**Q68 - Vital Signs Orthodontic At a Glance Contract Report for 729175/0002 - March 2017**

Name or company name	MR LD MURRAY
Contract type name	PDS Contract
Purpose of contract	Orthodontic
Contract start date	01/04/2006
Contract end date	31/03/2018

16/17 Contracted general activity (UDA)	0
Carry forward general activity (UDA)	0
16/17 Contracted orthodontic activity (UOA)	757
Carry forward orthodontic activity (UOA)	4
Baseline contract value	£49,173.55

**ACCESS**

	Contract	England and Wales
24 month ratio of assessments to patient IDs	1.04	1.09

**ACTIVITY**


Month	Adjusted Scheduled Activity (UOA)	
	2016	2017
April	8	72
May	75	266
June	331	312
July	447	406
August	578	476
September	623	590
October	695	637
November	740	722
December	746	747
January	750	760
February	750	760
March	750	760
April	752	
May	753	
June	753	

**QUALITY**

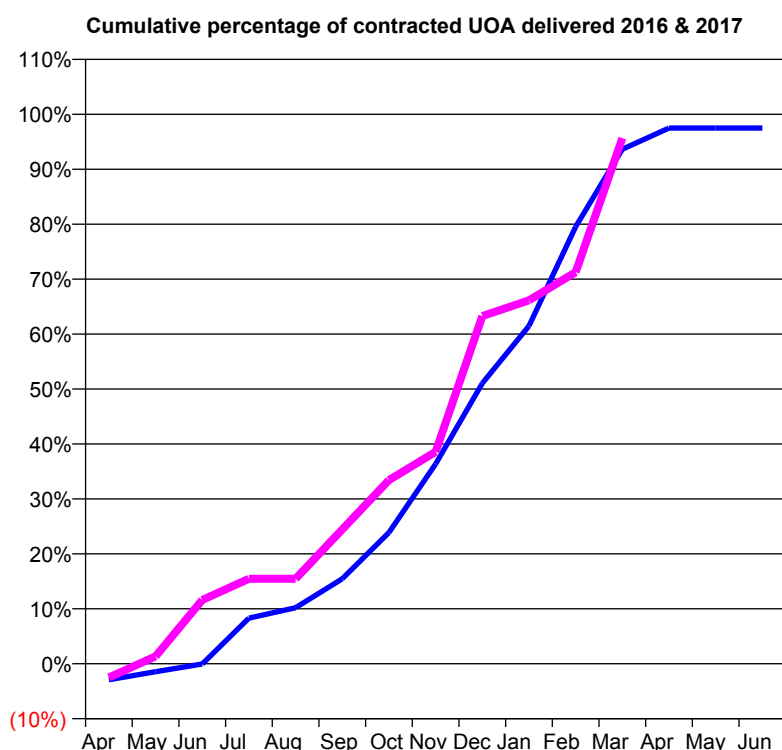
	Contract Quantity	Contract Base Number	Contract *	Region	England
% of all assessments that were assess and fit appliances (rolling 12 month period)	33	122	27.0%	58.8%	56.6%
% of all assessments that were assess and refuse (rolling 12 month period)	44	122	36.1%	10.3%	11.8%
% of all assessments that were assess and review (rolling 12 month period)	45	122	36.9%	30.9%	31.6%
% of terminated courses where treatment was abandoned or discontinued (rolling 12 month period)	11	41	26.8%	7.0%	7.7%
% of completed treatments indicating that PAR score was taken (year to date)	24	30	80.0%	55.6%	58.4%
Rate of removable appliances per 100 fixed appliances - proposed treatment (rolling 12 month period)	6	56	10.71	5.12	5.64
Rate of removable appliances per 100 fixed appliances - completed treatment (rolling 12 month period)	2	48	4.17	3.95	4.81
% of courses of treatment with removable appliances only - proposed treatment (rolling 12 month period)	1	33	3.0%	1.8%	2.0%
% of courses of treatment with removable appliances only - completed treatment (rolling 12 month period)	1	30	3.3%	1.7%	1.5%
% of patients satisfied with the treatment they have received (rolling 12 month period)	1	1	100.0%	96.9%	96.0%

\* Figures in italics indicate that the base number is less than 100.

**Q68 - Vital Signs Orthodontic At a Glance Contract Report for 729809/0003 - March 2017**

Name or company name	MR MR SWAN	16/17 Contracted general activity (UDA)	0
Contract type name	PDS Contract	Carry forward general activity (UDA)	0
Purpose of contract	Orthodontic	16/17 Contracted orthodontic activity (UOA)	1,636
Contract start date	01/04/2011	Carry forward orthodontic activity (UOA)	41
Contract end date	31/03/2018	Baseline contract value	£101,988.82

ACCESS	Contract	England and Wales
24 month ratio of assessments to patient IDs	1.11	1.09

**ACTIVITY**


Month	Adjusted Scheduled Activity (UOA)	
	2016	2017
April	-48	-41
May	-24	22
June	-1	190
July	136	253
August	167	253
September	253	400
October	391	547
November	595	631
December	835	1,035
January	1,006	1,082
February	1,301	1,166
March	1,532	1,565
April	1,595	
May	1,595	
June	1,595	

**QUALITY**

	Contract Quantity	Contract Base Number	Contract *	Region	England
% of all assessments that were assess and fit appliances (rolling 12 month period)	81	83	97.6%	58.8%	56.6%
% of all assessments that were assess and refuse (rolling 12 month period)	0	83	0.0%	10.3%	11.8%
% of all assessments that were assess and review (rolling 12 month period)	2	83	2.4%	30.9%	31.6%
% of terminated courses where treatment was abandoned or discontinued (rolling 12 month period)	7	44	15.9%	7.0%	7.7%
% of completed treatments indicating that PAR score was taken (year to date)	0	37	0.0%	55.6%	58.4%
Rate of removable appliances per 100 fixed appliances - proposed treatment (rolling 12 month period)	1	64	1.56	5.12	5.64
Rate of removable appliances per 100 fixed appliances - completed treatment (rolling 12 month period)	1	38	2.63	3.95	4.81
% of courses of treatment with removable appliances only - proposed treatment (rolling 12 month period)	1	81	1.2%	1.8%	2.0%
% of courses of treatment with removable appliances only - completed treatment (rolling 12 month period)	1	37	2.7%	1.7%	1.5%
% of patients satisfied with the treatment they have received (rolling 12 month period)	2	3	66.7%	96.9%	96.0%

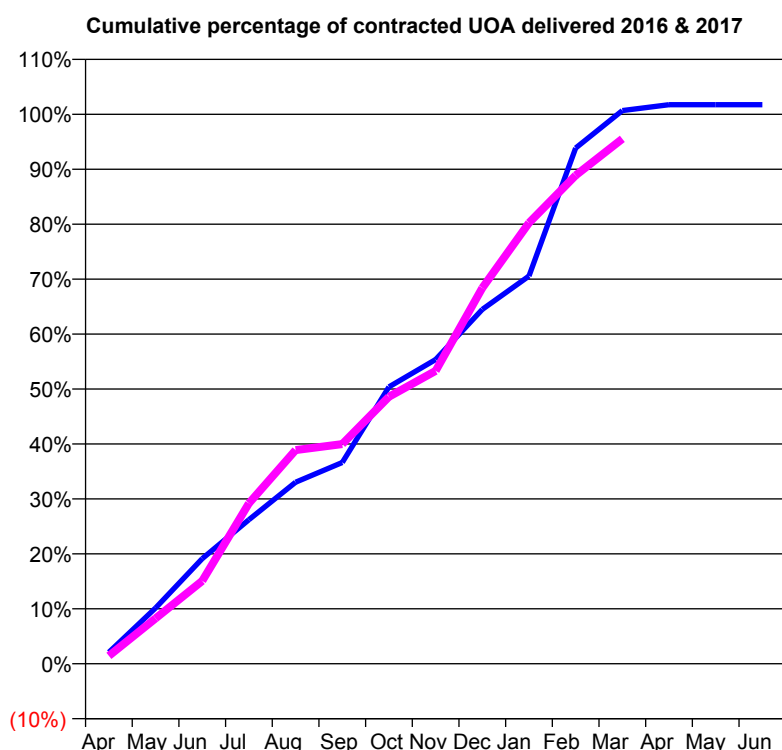
\* Figures in italics indicate that the base number is less than 100.

**Q68 - Vital Signs Orthodontic At a Glance Contract Report for 742856/0001 - March 2017**

Name or company name	MRS MA YATES
Contract type name	PDS Contract
Purpose of contract	Orthodontic
Contract start date	01/04/2006
Contract end date	31/03/2018

16/17 Contracted general activity (UDA)	0
Carry forward general activity (UDA)	0
16/17 Contracted orthodontic activity (UOA)	1,949
Carry forward orthodontic activity (UOA)	0
Baseline contract value	£129,286.45

ACCESS	Contract	England and Wales
24 month ratio of assessments to patient IDs	1.08	1.09

**ACTIVITY**


Month	Adjusted Scheduled Activity (UOA)	
	2016	2017
April	41	28
May	198	161
June	373	294
July	511	569
August	644	758
September	714	779
October	982	947
November	1,079	1,039
December	1,257	1,333
January	1,375	1,564
February	1,829	1,732
March	1,962	1,862
April	1,983	
May	1,983	
June	1,983	

QUALITY	Contract Quantity	Contract Base Number	Contract *	Region	England
% of all assessments that were assess and fit appliances (rolling 12 month period)	92	111	82.9%	58.8%	56.6%
% of all assessments that were assess and refuse (rolling 12 month period)	4	111	3.6%	10.3%	11.8%
% of all assessments that were assess and review (rolling 12 month period)	15	111	13.5%	30.9%	31.6%
% of terminated courses where treatment was abandoned or discontinued (rolling 12 month period)	1	96	1.0%	7.0%	7.7%
% of completed treatments indicating that PAR score was taken (year to date)	0	95	0.0%	55.6%	58.4%
Rate of removable appliances per 100 fixed appliances - proposed treatment (rolling 12 month period)	6	164	3.66	5.12	5.64
Rate of removable appliances per 100 fixed appliances - completed treatment (rolling 12 month period)	11	176	6.25	3.95	4.81
% of courses of treatment with removable appliances only - proposed treatment (rolling 12 month period)	4	92	4.3%	1.8%	2.0%
% of courses of treatment with removable appliances only - completed treatment (rolling 12 month period)	3	95	3.2%	1.7%	1.5%
% of patients satisfied with the treatment they have received (rolling 12 month period)	4	4	100.0%	96.9%	96.0%

\* Figures in italics indicate that the base number is less than 100.

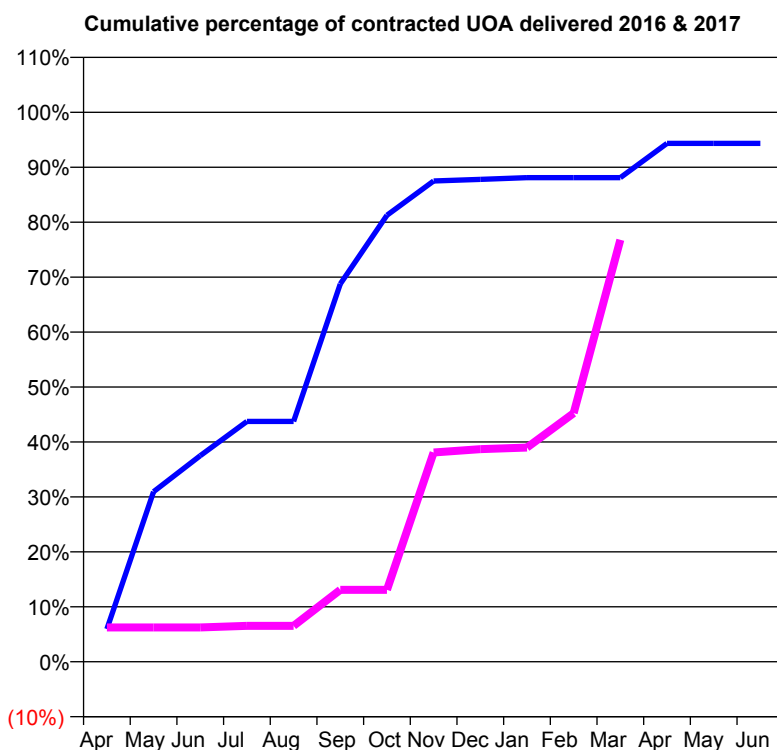
**Q68 - Vital Signs Orthodontic At a Glance Contract Report for 748943/0001 - March 2017**

Name or company name	MR JD BRODERICK
Contract type name	GDS Contract
Purpose of contract	General and Orthodontic
Contract start date	01/04/2006
Contract end date	

16/17 Contracted general activity (UDA)	9,070
Carry forward general activity (UDA)	0
16/17 Contracted orthodontic activity (UOA)	336
Carry forward orthodontic activity (UOA)	0
Baseline contract value	£229,874.55

**ACCESS**

	Contract	England and Wales
24 month ratio of assessments to patient IDs	1.03	1.09

**ACTIVITY**


Month	Adjusted Scheduled Activity (UOA)	
	2016	2017
April	20	21
May	104	21
June	126	21
July	147	22
August	147	22
September	231	44
October	273	44
November	294	128
December	295	130
January	296	131
February	296	152
March	296	258
April	317	
May	317	
June	317	

**QUALITY**

	Contract Quantity	Contract Base Number	Contract *	Region	England
% of all assessments that were assess and fit appliances (rolling 12 month period)	13	19	68.4%	58.8%	56.6%
% of all assessments that were assess and refuse (rolling 12 month period)	1	19	5.3%	10.3%	11.8%
% of all assessments that were assess and review (rolling 12 month period)	5	19	26.3%	30.9%	31.6%
% of terminated courses where treatment was abandoned or discontinued (rolling 12 month period)	1	14	7.1%	7.0%	7.7%
% of completed treatments indicating that PAR score was taken (year to date)	13	13	100.0%	55.6%	58.4%
Rate of removable appliances per 100 fixed appliances - proposed treatment (rolling 12 month period)	0	16	0.00	5.12	5.64
Rate of removable appliances per 100 fixed appliances - completed treatment (rolling 12 month period)	0	21	0.00	3.95	4.81
% of courses of treatment with removable appliances only - proposed treatment (rolling 12 month period)	0	13	0.0%	1.8%	2.0%
% of courses of treatment with removable appliances only - completed treatment (rolling 12 month period)	0	13	0.0%	1.7%	1.5%
% of patients satisfied with the treatment they have received (rolling 12 month period)	2	2	100.0%	96.9%	96.0%

\* Figures in italics indicate that the base number is less than 100.

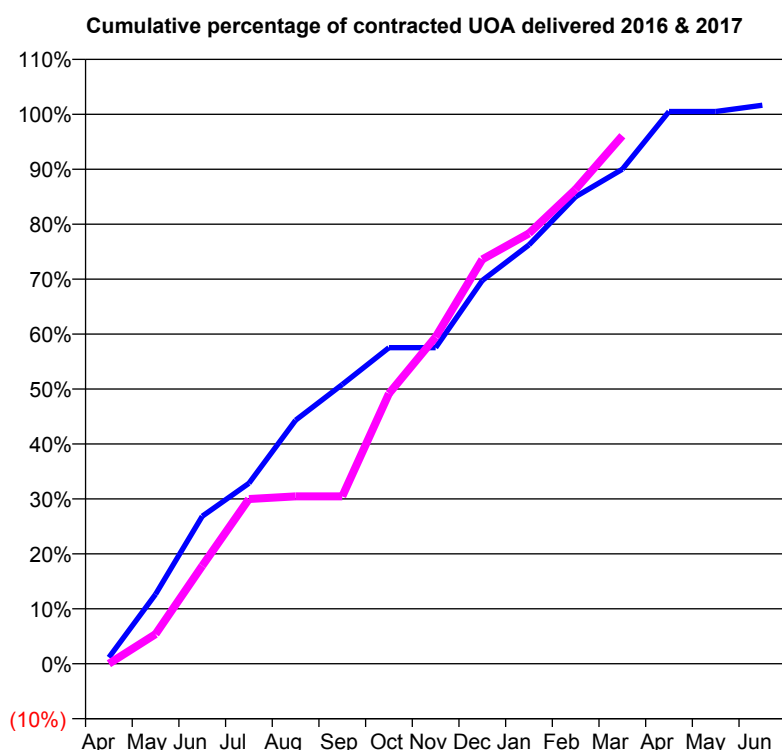


**Q68 - Vital Signs Orthodontic At a Glance Contract Report for 753653/0001 - March 2017**

Name or company name	MISS R GUPTA
Contract type name	PDS Contract
Purpose of contract	Orthodontic
Contract start date	01/04/2006
Contract end date	31/03/2018

16/17 Contracted general activity (UDA)	0
Carry forward general activity (UDA)	0
16/17 Contracted orthodontic activity (UOA)	1,818
Carry forward orthodontic activity (UOA)	0
Baseline contract value	£117,896.49

ACCESS	Contract	England and Wales
24 month ratio of assessments to patient IDs	1.01	1.09

**ACTIVITY**


Month	Adjusted Scheduled Activity (UOA)	
	2016	2017
April	21	0
May	230	98
June	488	324
July	597	545
August	806	554
September	924	554
October	1,046	894
November	1,046	1,081
December	1,268	1,338
January	1,386	1,424
February	1,545	1,570
March	1,636	1,747
April	1,827	
May	1,827	
June	1,848	

QUALITY	Contract Quantity	Contract Base Number	Contract *	Region	England
% of all assessments that were assess and fit appliances (rolling 12 month period)	87	292	29.8%	58.8%	56.6%
% of all assessments that were assess and refuse (rolling 12 month period)	54	292	18.5%	10.3%	11.8%
% of all assessments that were assess and review (rolling 12 month period)	151	292	51.7%	30.9%	31.6%
% of terminated courses where treatment was abandoned or discontinued (rolling 12 month period)	6	96	6.3%	7.0%	7.7%
% of completed treatments indicating that PAR score was taken (year to date)	83	89	93.3%	55.6%	58.4%
Rate of removable appliances per 100 fixed appliances - proposed treatment (rolling 12 month period)	8	166	4.82	5.12	5.64
Rate of removable appliances per 100 fixed appliances - completed treatment (rolling 12 month period)	5	167	2.99	3.95	4.81
% of courses of treatment with removable appliances only - proposed treatment (rolling 12 month period)	4	87	4.6%	1.8%	2.0%
% of courses of treatment with removable appliances only - completed treatment (rolling 12 month period)	2	90	2.2%	1.7%	1.5%
% of patients satisfied with the treatment they have received (rolling 12 month period)	7	7	100.0%	96.9%	96.0%

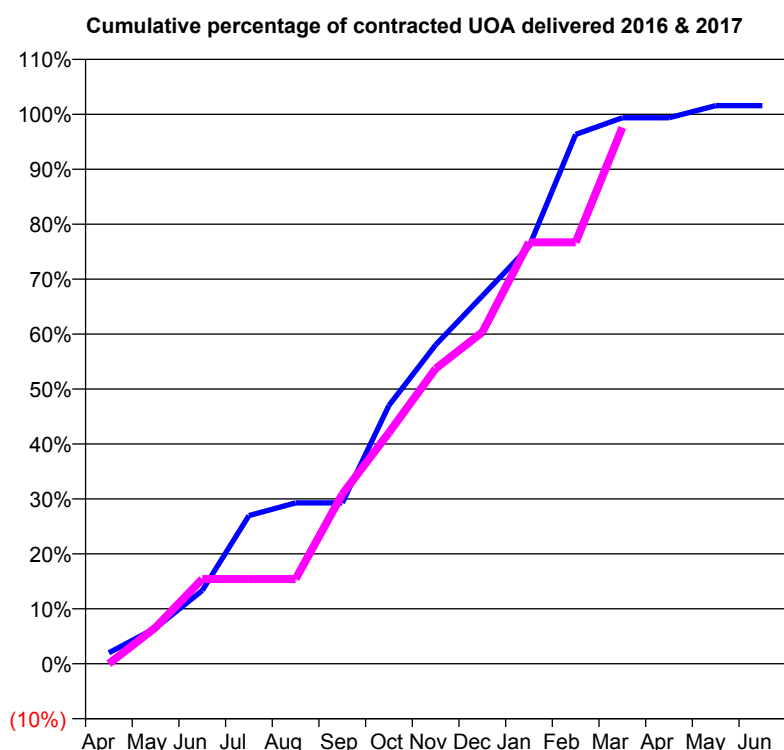
\* Figures in italics indicate that the base number is less than 100.

**Q68 - Vital Signs Orthodontic At a Glance Contract Report for 812765/0002 - March 2017**

Name or company name	MISS CP MCGOVERN
Contract type name	PDS Contract
Purpose of contract	Orthodontic
Contract start date	01/04/2011
Contract end date	31/03/2018

16/17 Contracted general activity (UDA)	0
Carry forward general activity (UDA)	0
16/17 Contracted orthodontic activity (UOA)	953
Carry forward orthodontic activity (UOA)	0
Baseline contract value	£61,791.32

ACCESS	Contract	England and Wales
24 month ratio of assessments to patient IDs	1.01	1.09

**ACTIVITY**


Month	Adjusted Scheduled Activity (UOA)	
	2016	2017
April	19	0
May	62	63
June	127	147
July	257	147
August	279	147
September	279	294
October	448	401
November	553	512
December	638	575
January	723	731
February	918	731
March	947	930
April	947	
May	968	
June	968	

QUALITY	Contract Quantity	Contract Base Number	Contract *	Region	England
% of all assessments that were assess and fit appliances (rolling 12 month period)	49	56	87.5%	58.8%	56.6%
% of all assessments that were assess and refuse (rolling 12 month period)	4	56	7.1%	10.3%	11.8%
% of all assessments that were assess and review (rolling 12 month period)	3	56	5.4%	30.9%	31.6%
% of terminated courses where treatment was abandoned or discontinued (rolling 12 month period)	11	62	17.7%	7.0%	7.7%
% of completed treatments indicating that PAR score was taken (year to date)	19	51	37.3%	55.6%	58.4%
Rate of removable appliances per 100 fixed appliances - proposed treatment (rolling 12 month period)	9	86	10.47	5.12	5.64
Rate of removable appliances per 100 fixed appliances - completed treatment (rolling 12 month period)	7	92	7.61	3.95	4.81
% of courses of treatment with removable appliances only - proposed treatment (rolling 12 month period)	6	49	12.2%	1.8%	2.0%
% of courses of treatment with removable appliances only - completed treatment (rolling 12 month period)	5	51	9.8%	1.7%	1.5%
% of patients satisfied with the treatment they have received (rolling 12 month period)	2	2	100.0%	96.9%	96.0%

\* Figures in italics indicate that the base number is less than 100.

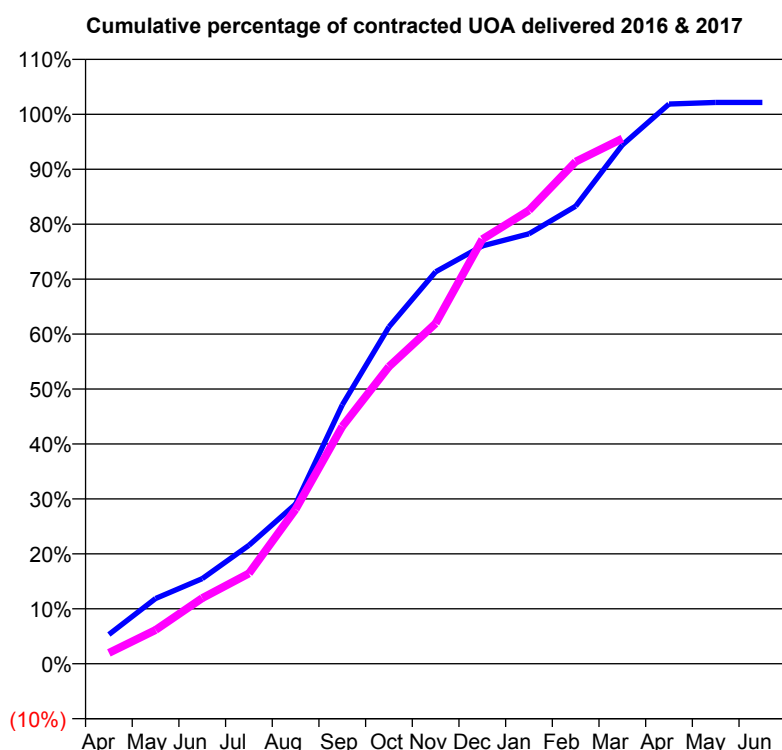
**Q68 - Vital Signs Orthodontic At a Glance Contract Report for 835021/0002 - March 2017**

Name or company name	MR TP MCDONOGH
Contract type name	PDS Contract
Purpose of contract	Orthodontic
Contract start date	01/04/2011
Contract end date	31/03/2018

16/17 Contracted general activity (UDA)	0
Carry forward general activity (UDA)	0
16/17 Contracted orthodontic activity (UOA)	7,589
Carry forward orthodontic activity (UOA)	0
Baseline contract value	£492,058.39

**ACCESS**

	Contract	England and Wales
24 month ratio of assessments to patient IDs	1.03	1.09

**ACTIVITY**


Month	Adjusted Scheduled Activity (UOA)	
	2016	2017
April	404	151
May	901	466
June	1,175	907
July	1,637	1,248
August	2,205	2,134
September	3,575	3,277
October	4,652	4,104
November	5,413	4,700
December	5,770	5,863
January	5,938	6,262
February	6,320	6,934
March	7,164	7,253
April	7,731	
May	7,752	
June	7,752	

**QUALITY**

	Contract Quantity	Contract Base Number	Contract *	Region	England
% of all assessments that were assess and fit appliances (rolling 12 month period)	385	387	99.5%	58.8%	56.6%
% of all assessments that were assess and refuse (rolling 12 month period)	0	387	0.0%	10.3%	11.8%
% of all assessments that were assess and review (rolling 12 month period)	2	387	0.5%	30.9%	31.6%
% of terminated courses where treatment was abandoned or discontinued (rolling 12 month period)	13	318	4.1%	7.0%	7.7%
% of completed treatments indicating that PAR score was taken (year to date)	135	305	44.3%	55.6%	58.4%
Rate of removable appliances per 100 fixed appliances - proposed treatment (rolling 12 month period)	0	28	<i>0.00</i>	5.12	5.64
Rate of removable appliances per 100 fixed appliances - completed treatment (rolling 12 month period)	11	353	3.12	3.95	4.81
% of courses of treatment with removable appliances only - proposed treatment (rolling 12 month period)	0	385	0.0%	1.8%	2.0%
% of courses of treatment with removable appliances only - completed treatment (rolling 12 month period)	6	305	2.0%	1.7%	1.5%
% of patients satisfied with the treatment they have received (rolling 12 month period)	21	22	95.5%	96.9%	96.0%

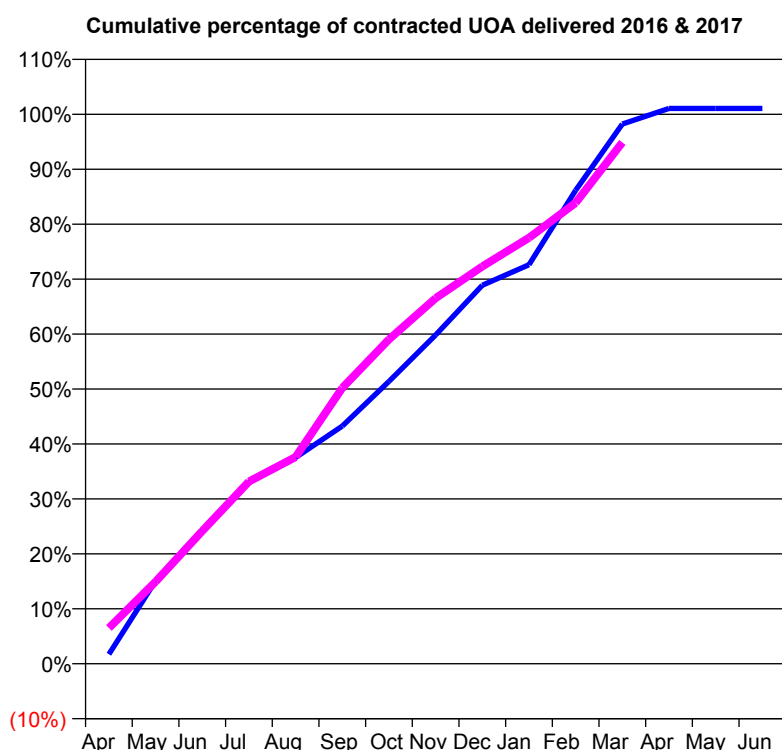
\* Figures in italics indicate that the base number is less than 100.

**Q68 - Vital Signs Orthodontic At a Glance Contract Report for 840165/0001 - March 2017**

Name or company name	MR DC BRYAN
Contract type name	PDS Contract
Purpose of contract	Orthodontic
Contract start date	01/04/2006
Contract end date	31/03/2018

16/17 Contracted general activity (UDA)	0
Carry forward general activity (UDA)	0
16/17 Contracted orthodontic activity (UOA)	7,370
Carry forward orthodontic activity (UOA)	0
Baseline contract value	£484,553.40

ACCESS	Contract	England and Wales
24 month ratio of assessments to patient IDs	1.06	1.09

**ACTIVITY**


Month	Adjusted Scheduled Activity (UOA)	
	2016	2017
April	127	480
May	1,111	1,101
June	1,784	1,781
July	2,437	2,444
August	2,766	2,773
September	3,187	3,700
October	3,787	4,350
November	4,409	4,903
December	5,077	5,329
January	5,352	5,713
February	6,350	6,182
March	7,238	6,993
April	7,448	
May	7,448	
June	7,448	

QUALITY	Contract Quantity	Contract Base Number	Contract *	Region	England
% of all assessments that were assess and fit appliances (rolling 12 month period)	350	465	75.3%	58.8%	56.6%
% of all assessments that were assess and refuse (rolling 12 month period)	42	465	9.0%	10.3%	11.8%
% of all assessments that were assess and review (rolling 12 month period)	73	465	15.7%	30.9%	31.6%
% of terminated courses where treatment was abandoned or discontinued (rolling 12 month period)	57	455	12.5%	7.0%	7.7%
% of completed treatments indicating that PAR score was taken (year to date)	268	398	67.3%	55.6%	58.4%
Rate of removable appliances per 100 fixed appliances - proposed treatment (rolling 12 month period)	120	657	18.26	5.12	5.64
Rate of removable appliances per 100 fixed appliances - completed treatment (rolling 12 month period)	110	697	15.78	3.95	4.81
% of courses of treatment with removable appliances only - proposed treatment (rolling 12 month period)	15	350	4.3%	1.8%	2.0%
% of courses of treatment with removable appliances only - completed treatment (rolling 12 month period)	24	398	6.0%	1.7%	1.5%
% of patients satisfied with the treatment they have received (rolling 12 month period)	14	15	93.3%	96.9%	96.0%

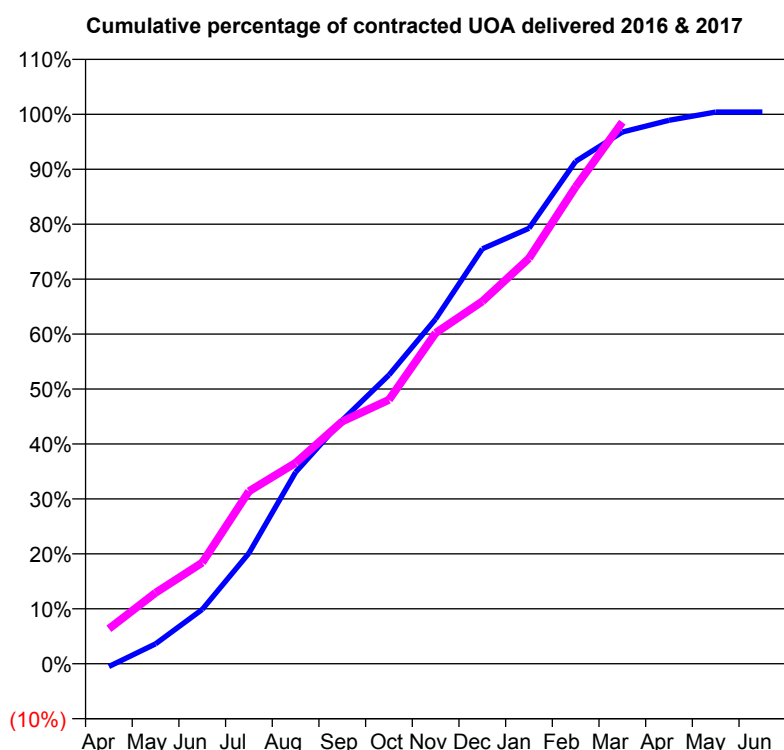
\* Figures in italics indicate that the base number is less than 100.

**Q68 - Vital Signs Orthodontic At a Glance Contract Report for 923044/0001 - March 2017**

Name or company name	MR RM JONES	16/17 Contracted general activity (UDA)	0
Contract type name	PDS Contract	Carry forward general activity (UDA)	0
Purpose of contract	Orthodontic	16/17 Contracted orthodontic activity (UOA)	6,963
Contract start date	01/04/2006	Carry forward orthodontic activity (UOA)	0
Contract end date	31/03/2018	Baseline contract value	£458,130.69

**ACCESS**

	Contract	England and Wales
24 month ratio of assessments to patient IDs	1.05	1.09

**ACTIVITY**


Month	Adjusted Scheduled Activity (UOA)	
	2016	2017
April	-36	443
May	253	900
June	689	1,282
July	1,402	2,185
August	2,427	2,546
September	3,086	3,071
October	3,660	3,344
November	4,369	4,192
December	5,258	4,591
January	5,518	5,137
February	6,367	6,044
March	6,738	6,863
April	6,886	
May	6,991	
June	6,991	

**QUALITY**

	Contract Quantity	Contract Base Number	Contract *	Region	England
% of all assessments that were assess and fit appliances (rolling 12 month period)	342	361	94.7%	58.8%	56.6%
% of all assessments that were assess and refuse (rolling 12 month period)	17	361	4.7%	10.3%	11.8%
% of all assessments that were assess and review (rolling 12 month period)	2	361	0.6%	30.9%	31.6%
% of terminated courses where treatment was abandoned or discontinued (rolling 12 month period)	26	328	7.9%	7.0%	7.7%
% of completed treatments indicating that PAR score was taken (year to date)	7	302	2.3%	55.6%	58.4%
Rate of removable appliances per 100 fixed appliances - proposed treatment (rolling 12 month period)	15	658	2.28	5.12	5.64
Rate of removable appliances per 100 fixed appliances - completed treatment (rolling 12 month period)	22	567	3.88	3.95	4.81
% of courses of treatment with removable appliances only - proposed treatment (rolling 12 month period)	5	342	1.5%	1.8%	2.0%
% of courses of treatment with removable appliances only - completed treatment (rolling 12 month period)	6	302	2.0%	1.7%	1.5%
% of patients satisfied with the treatment they have received (rolling 12 month period)	8	8	100.0%	96.9%	96.0%

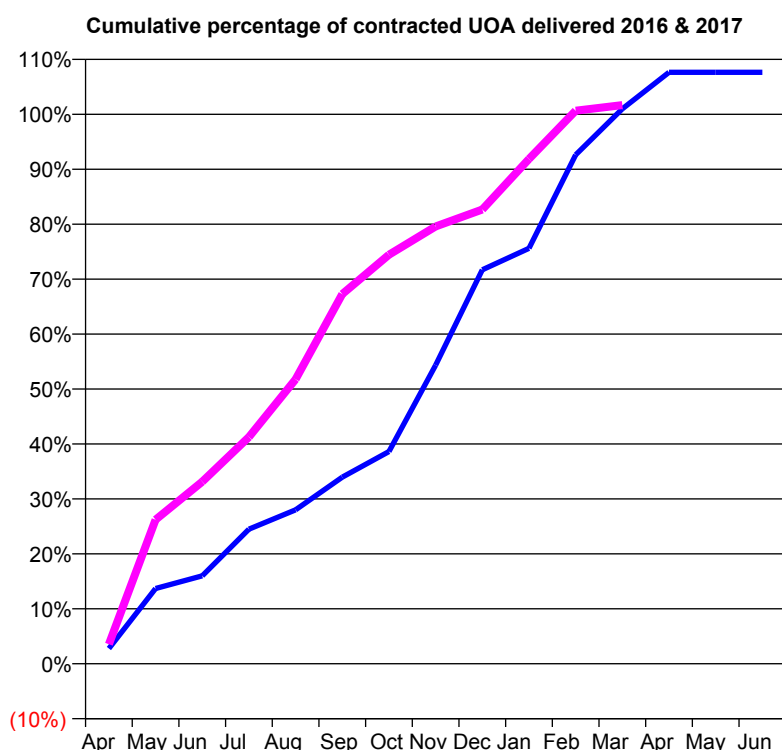
\* Figures in italics indicate that the base number is less than 100.

**Q68 - Vital Signs Orthodontic At a Glance Contract Report for 923044/0003 - March 2017**

Name or company name	MR RM JONES
Contract type name	PDS Contract
Purpose of contract	Orthodontic
Contract start date	01/04/2006
Contract end date	31/03/2018

16/17 Contracted general activity (UDA)	0
Carry forward general activity (UDA)	0
16/17 Contracted orthodontic activity (UOA)	8,264
Carry forward orthodontic activity (UOA)	0
Baseline contract value	£543,730.03

ACCESS	Contract	England and Wales
24 month ratio of assessments to patient IDs	1.14	1.09

**ACTIVITY**


Month	Adjusted Scheduled Activity (UOA)	
	2016	2017
April	229	294
May	1,132	2,167
June	1,322	2,738
July	2,024	3,410
August	2,315	4,279
September	2,807	5,560
October	3,191	6,152
November	4,492	6,576
December	5,925	6,832
January	6,248	7,592
February	7,653	8,318
March	8,346	8,402
April	8,896	
May	8,896	
June	8,896	

QUALITY	Contract Quantity	Contract Base Number	Contract *	Region	England
% of all assessments that were assess and fit appliances (rolling 12 month period)	436	440	99.1%	58.8%	56.6%
% of all assessments that were assess and refuse (rolling 12 month period)	4	440	0.9%	10.3%	11.8%
% of all assessments that were assess and review (rolling 12 month period)	0	440	0.0%	30.9%	31.6%
% of terminated courses where treatment was abandoned or discontinued (rolling 12 month period)	1	286	0.3%	7.0%	7.7%
% of completed treatments indicating that PAR score was taken (year to date)	11	285	3.9%	55.6%	58.4%
Rate of removable appliances per 100 fixed appliances - proposed treatment (rolling 12 month period)	155	855	18.13	5.12	5.64
Rate of removable appliances per 100 fixed appliances - completed treatment (rolling 12 month period)	44	561	7.84	3.95	4.81
% of courses of treatment with removable appliances only - proposed treatment (rolling 12 month period)	5	436	1.1%	1.8%	2.0%
% of courses of treatment with removable appliances only - completed treatment (rolling 12 month period)	2	285	0.7%	1.7%	1.5%
% of patients satisfied with the treatment they have received (rolling 12 month period)	27	28	96.4%	96.9%	96.0%

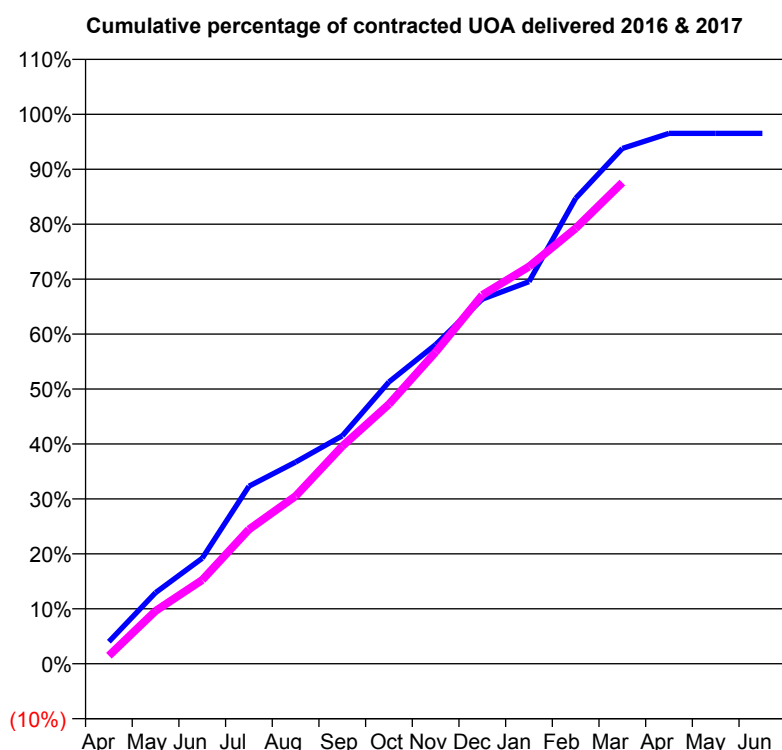
\* Figures in italics indicate that the base number is less than 100.

**Q68 - Vital Signs Orthodontic At a Glance Contract Report for 923044/0004 - March 2017**

Name or company name	MR RM JONES
Contract type name	PDS Contract
Purpose of contract	Orthodontic
Contract start date	01/04/2006
Contract end date	31/03/2018

16/17 Contracted general activity (UDA)	0
Carry forward general activity (UDA)	0
16/17 Contracted orthodontic activity (UOA)	9,343
Carry forward orthodontic activity (UOA)	324
Baseline contract value	£614,722.69

ACCESS	Contract	England and Wales
24 month ratio of assessments to patient IDs	1.05	1.09

**ACTIVITY**


Month	Adjusted Scheduled Activity (UOA)	
	2016	2017
April	375	138
May	1,210	899
June	1,795	1,424
July	3,018	2,285
August	3,429	2,852
September	3,875	3,700
October	4,791	4,414
November	5,427	5,300
December	6,201	6,270
January	6,497	6,753
February	7,915	7,404
March	8,762	8,181
April	9,019	
May	9,019	
June	9,019	

QUALITY	Contract Quantity	Contract Base Number	Contract *	Region	England
% of all assessments that were assess and fit appliances (rolling 12 month period)	421	427	98.6%	58.8%	56.6%
% of all assessments that were assess and refuse (rolling 12 month period)	6	427	1.4%	10.3%	11.8%
% of all assessments that were assess and review (rolling 12 month period)	0	427	0.0%	30.9%	31.6%
% of terminated courses where treatment was abandoned or discontinued (rolling 12 month period)	27	440	6.1%	7.0%	7.7%
% of completed treatments indicating that PAR score was taken (year to date)	5	413	1.2%	55.6%	58.4%
Rate of removable appliances per 100 fixed appliances - proposed treatment (rolling 12 month period)	12	828	1.45	5.12	5.64
Rate of removable appliances per 100 fixed appliances - completed treatment (rolling 12 month period)	23	795	2.89	3.95	4.81
% of courses of treatment with removable appliances only - proposed treatment (rolling 12 month period)	3	421	0.7%	1.8%	2.0%
% of courses of treatment with removable appliances only - completed treatment (rolling 12 month period)	9	413	2.2%	1.7%	1.5%
% of patients satisfied with the treatment they have received (rolling 12 month period)	11	11	100.0%	96.9%	96.0%

\* Figures in italics indicate that the base number is less than 100.

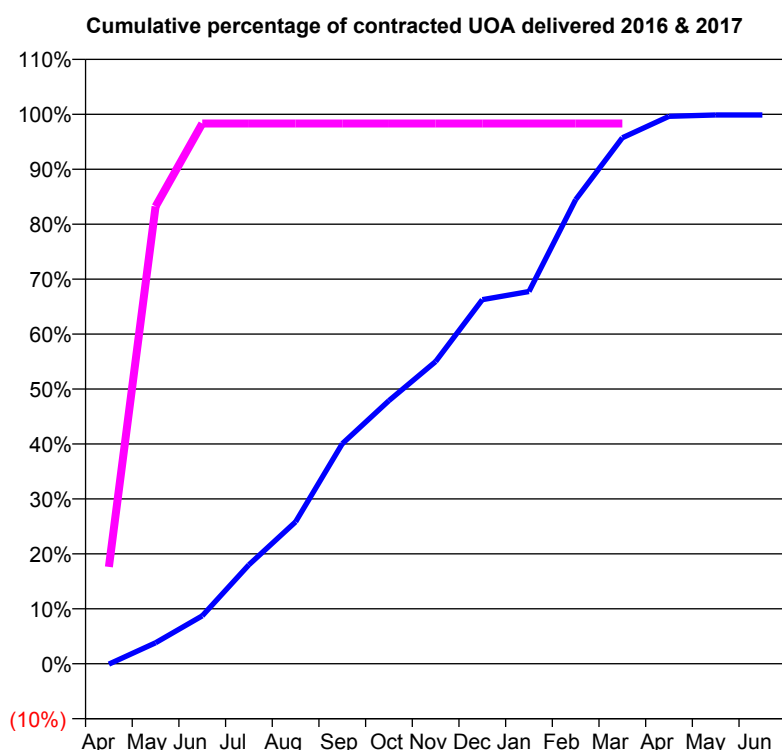
**Q68 - Vital Signs Orthodontic At a Glance Contract Report for 949612/0004 - March 2017**

Name or company name	MR AJ HENNING
Contract type name	PDS Contract
Purpose of contract	Orthodontic
Contract start date	01/04/2011
Contract end date	31/05/2016

16/17 Contracted general activity (UDA)	0
Carry forward general activity (UDA)	0
16/17 Contracted orthodontic activity (UOA)	715
Carry forward orthodontic activity (UOA)	0
Baseline contract value	£46,381.05

ACCESS	Contract	England and Wales
--------	----------	-------------------

24 month ratio of assessments to patient IDs	1.00	1.09
--	------	------

**ACTIVITY**


Month	Adjusted Scheduled Activity (UOA)	
	2016	2017
April	-4	126
May	164	595
June	374	703
July	773	703
August	1,109	703
September	1,719	703
October	2,055	703
November	2,361	703
December	2,844	703
January	2,907	703
February	3,625	703
March	4,109	703
April	4,276	
May	4,286	
June	4,286	

QUALITY	Contract Quantity	Contract Base Number	Contract *	Region	England
---------	-------------------	----------------------	------------	--------	---------

% of all assessments that were assess and fit appliances (rolling 12 month period)	43	55	78.2%	58.8%	56.6%
% of all assessments that were assess and refuse (rolling 12 month period)	0	55	0.0%	10.3%	11.8%
% of all assessments that were assess and review (rolling 12 month period)	12	55	21.8%	30.9%	31.6%
% of terminated courses where treatment was abandoned or discontinued (rolling 12 month period)	10	47	21.3%	7.0%	7.7%
% of completed treatments indicating that PAR score was taken (year to date)	19	37	51.4%	55.6%	58.4%
Rate of removable appliances per 100 fixed appliances - proposed treatment (rolling 12 month period)	2	81	2.47	5.12	5.64
Rate of removable appliances per 100 fixed appliances - completed treatment (rolling 12 month period)	2	69	2.90	3.95	4.81
% of courses of treatment with removable appliances only - proposed treatment (rolling 12 month period)	2	43	4.7%	1.8%	2.0%
% of courses of treatment with removable appliances only - completed treatment (rolling 12 month period)	2	37	5.4%	1.7%	1.5%
% of patients satisfied with the treatment they have received (rolling 12 month period)	0	0	N/A	96.9%	96.0%

\* Figures in italics indicate that the base number is less than 100.

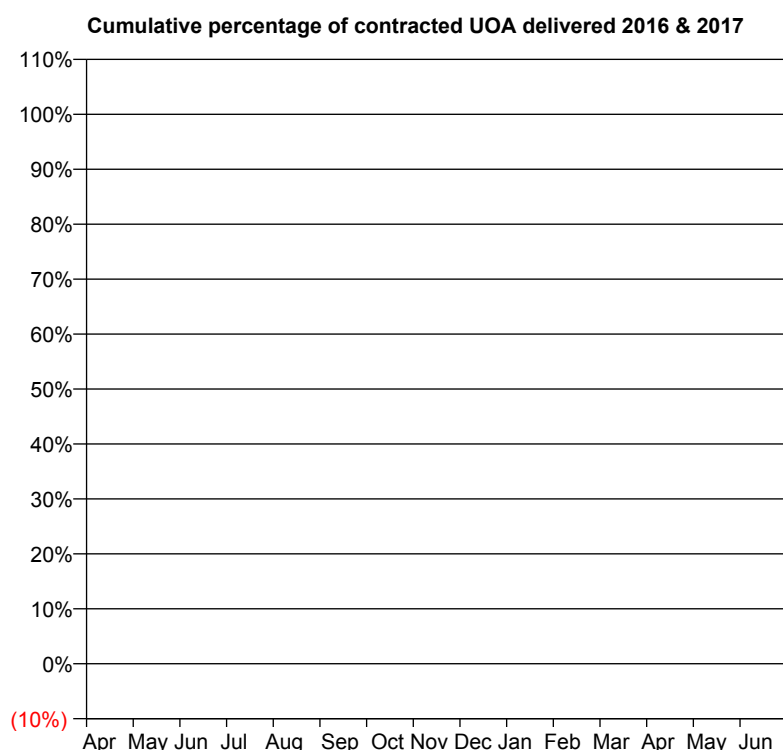


**Q69 - Vital Signs Orthodontic At a Glance Contract Report for 100862/0008 - March 2017**

Name or company name	BERKSHIRE COMMUNITY DENTAL SER\
Contract type name	PDS Contract
Purpose of contract	General
Contract start date	01/04/2006
Contract end date	31/03/2018

16/17 Contracted general activity (UDA)	0
Carry forward general activity (UDA)	0
16/17 Contracted orthodontic activity (UOA)	0
Carry forward orthodontic activity (UOA)	0
Baseline contract value	£0.00

ACCESS	Contract	England and Wales
24 month ratio of assessments to patient IDs	1.03	1.09

**ACTIVITY**


Month	Adjusted Scheduled Activity (UOA)	
	2016	2017
April	0	0
May	0	0
June	0	2
July	3	2
August	4	2
September	7	2
October	29	2
November	41	2
December	47	2
January	50	2
February	54	2
March	57	2
April	99	2
May	99	2
June	99	2

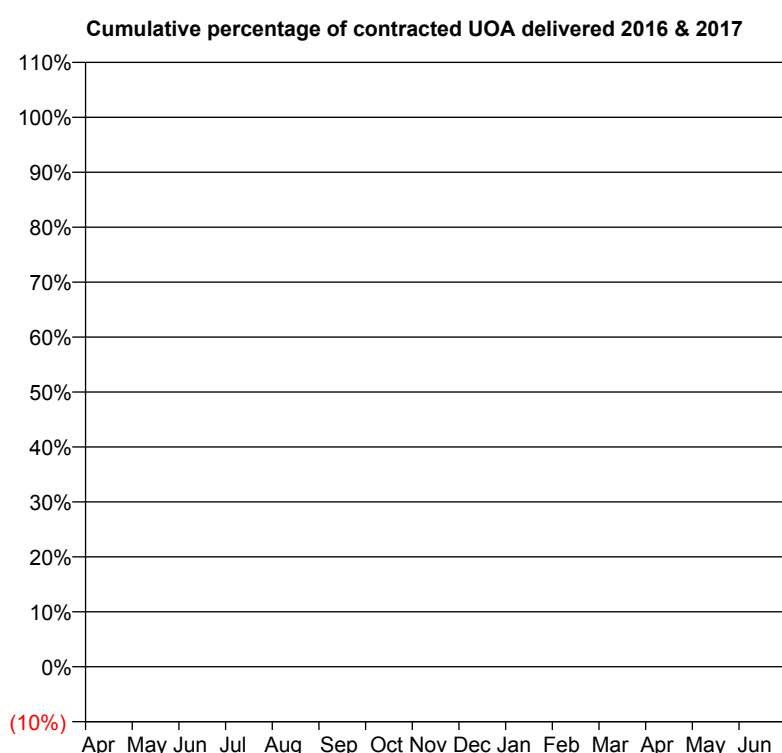
QUALITY	Contract Quantity	Contract Base Number	Contract *	Region	England
% of all assessments that were assess and fit appliances (rolling 12 month period)	2	4	50.0%	58.8%	56.6%
% of all assessments that were assess and refuse (rolling 12 month period)	0	4	0.0%	10.3%	11.8%
% of all assessments that were assess and review (rolling 12 month period)	2	4	50.0%	30.9%	31.6%
% of terminated courses where treatment was abandoned or discontinued (rolling 12 month period)	0	0	N/A	7.0%	7.7%
% of completed treatments indicating that PAR score was taken (year to date)	0	0	N/A	55.6%	58.4%
Rate of removable appliances per 100 fixed appliances - proposed treatment (rolling 12 month period)	2	4	50.00	5.12	5.64
Rate of removable appliances per 100 fixed appliances - completed treatment (rolling 12 month period)	0	0	N/A	3.95	4.81
% of courses of treatment with removable appliances only - proposed treatment (rolling 12 month period)	0	2	0.0%	1.8%	2.0%
% of courses of treatment with removable appliances only - completed treatment (rolling 12 month period)	0	0	N/A	1.7%	1.5%
% of patients satisfied with the treatment they have received (rolling 12 month period)	0	0	N/A	96.9%	96.0%

\* Figures in italics indicate that the base number is less than 100.

**Q69 - Vital Signs Orthodontic At a Glance Contract Report for 100862/0010 - March 2017**

Name or company name	BERKSHIRE COMMUNITY DENTAL SER\	16/17 Contracted general activity (UDA)	0
Contract type name	PDS Contract	Carry forward general activity (UDA)	0
Purpose of contract	General	16/17 Contracted orthodontic activity (UOA)	0
Contract start date	01/04/2006	Carry forward orthodontic activity (UOA)	0
Contract end date	31/03/2018	Baseline contract value	£0.00

ACCESS	Contract	England and Wales
24 month ratio of assessments to patient IDs	1.00	1.09

**ACTIVITY**


Month	Adjusted Scheduled Activity (UOA)	
	2016	2017
April	0	0
May	0	0
June	0	0
July	0	0
August	0	0
September	0	0
October	0	21
November	21	21
December	21	21
January	70	21
February	74	21
March	76	21
April	76	
May	76	
June	76	

**QUALITY**

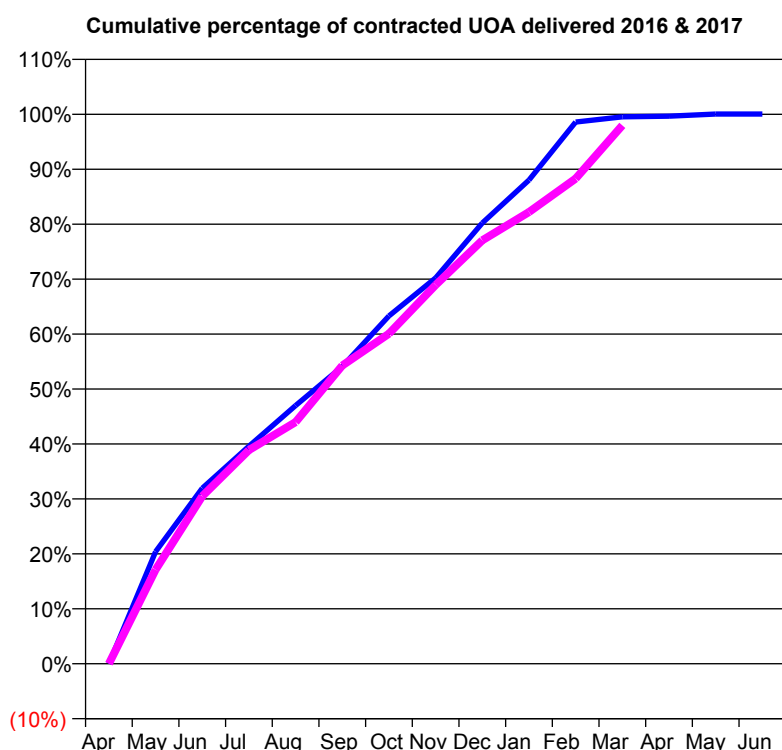
	Contract Quantity	Contract Base Number	Contract *	Region	England
% of all assessments that were assess and fit appliances (rolling 12 month period)	1	1	100.0%	58.8%	56.6%
% of all assessments that were assess and refuse (rolling 12 month period)	0	1	0.0%	10.3%	11.8%
% of all assessments that were assess and review (rolling 12 month period)	0	1	0.0%	30.9%	31.6%
% of terminated courses where treatment was abandoned or discontinued (rolling 12 month period)	0	0	N/A	7.0%	7.7%
% of completed treatments indicating that PAR score was taken (year to date)	0	0	N/A	55.6%	58.4%
Rate of removable appliances per 100 fixed appliances - proposed treatment (rolling 12 month period)	0	1	0.00	5.12	5.64
Rate of removable appliances per 100 fixed appliances - completed treatment (rolling 12 month period)	0	0	N/A	3.95	4.81
% of courses of treatment with removable appliances only - proposed treatment (rolling 12 month period)	0	1	0.0%	1.8%	2.0%
% of courses of treatment with removable appliances only - completed treatment (rolling 12 month period)	0	0	N/A	1.7%	1.5%
% of patients satisfied with the treatment they have received (rolling 12 month period)	0	0	N/A	96.9%	96.0%

\* Figures in italics indicate that the base number is less than 100.

**Q69 - Vital Signs Orthodontic At a Glance Contract Report for 105279/0001 - March 2017**

Name or company name	PCORTHO Ltd	16/17 Contracted general activity (UDA)	0
Contract type name	PDS Contract	Carry forward general activity (UDA)	0
Purpose of contract	Orthodontic	16/17 Contracted orthodontic activity (UOA)	6,803
Contract start date	01/01/2010	Carry forward orthodontic activity (UOA)	0
Contract end date	31/03/2018	Baseline contract value	£431,744.61

ACCESS	Contract	England and Wales
24 month ratio of assessments to patient IDs	1.08	1.09

**ACTIVITY**


Month	Adjusted Scheduled Activity (UOA)	
	2016	2017
April	0	0
May	1,388	1,165
June	2,173	2,074
July	2,693	2,646
August	3,197	2,992
September	3,681	3,693
October	4,307	4,086
November	4,777	4,690
December	5,458	5,243
January	5,989	5,592
February	6,707	6,006
March	6,771	6,665
April	6,779	
May	6,806	
June	6,806	

QUALITY	Contract Quantity	Contract Base Number	Contract *	Region	England
% of all assessments that were assess and fit appliances (rolling 12 month period)	287	977	29.4%	58.8%	56.6%
% of all assessments that were assess and refuse (rolling 12 month period)	91	977	9.3%	10.3%	11.8%
% of all assessments that were assess and review (rolling 12 month period)	599	977	61.3%	30.9%	31.6%
% of terminated courses where treatment was abandoned or discontinued (rolling 12 month period)	12	261	4.6%	7.0%	7.7%
% of completed treatments indicating that PAR score was taken (year to date)	239	249	96.0%	55.6%	58.4%
Rate of removable appliances per 100 fixed appliances - proposed treatment (rolling 12 month period)	5	549	0.91	5.12	5.64
Rate of removable appliances per 100 fixed appliances - completed treatment (rolling 12 month period)	3	478	0.63	3.95	4.81
% of courses of treatment with removable appliances only - proposed treatment (rolling 12 month period)	2	287	0.7%	1.8%	2.0%
% of courses of treatment with removable appliances only - completed treatment (rolling 12 month period)	2	249	0.8%	1.7%	1.5%
% of patients satisfied with the treatment they have received (rolling 12 month period)	10	10	100.0%	96.9%	96.0%

\* Figures in italics indicate that the base number is less than 100.

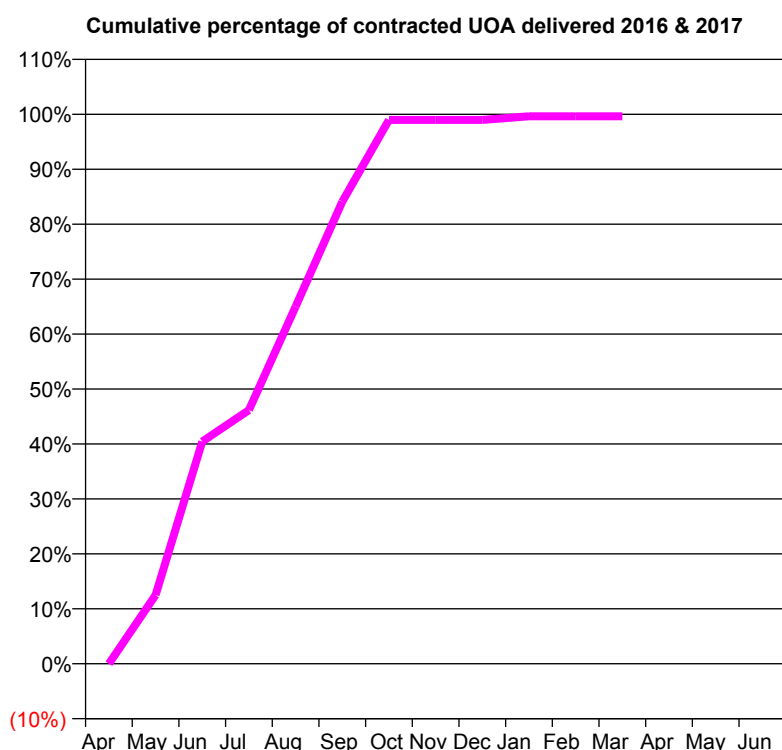
**Q69 - Vital Signs Orthodontic At a Glance Contract Report for 109576/0001 - March 2017**

Name or company name	Impressions Orthodontics Ltd
Contract type name	PDS Contract
Purpose of contract	Orthodontic
Contract start date	10/12/2015
Contract end date	31/03/2018

16/17 Contracted general activity (UDA)	0
Carry forward general activity (UDA)	0
16/17 Contracted orthodontic activity (UOA)	3,579
Carry forward orthodontic activity (UOA)	0
Baseline contract value	£227,137.14

**ACCESS**

	Contract	England and Wales
24 month ratio of assessments to patient IDs	1.01	1.09

**ACTIVITY**


Month	Adjusted Scheduled Activity (UOA)	
	2016	2017
April	0	0
May	0	448
June	0	1,447
July	0	1,652
August	0	2,326
September	0	3,010
October	0	3,542
November	0	3,542
December	0	3,542
January	0	3,566
February	0	3,566
March	0	3,566
April	0	
May	0	
June	0	

**QUALITY**

	Contract Quantity	Contract Base Number	Contract *	Region	England
% of all assessments that were assess and fit appliances (rolling 12 month period)	161	346	46.5%	58.8%	56.6%
% of all assessments that were assess and refuse (rolling 12 month period)	46	346	13.3%	10.3%	11.8%
% of all assessments that were assess and review (rolling 12 month period)	139	346	40.2%	30.9%	31.6%
% of terminated courses where treatment was abandoned or discontinued (rolling 12 month period)	11	152	7.2%	7.0%	7.7%
% of completed treatments indicating that PAR score was taken (year to date)	0	141	0.0%	55.6%	58.4%
Rate of removable appliances per 100 fixed appliances - proposed treatment (rolling 12 month period)	0	317	0.00	5.12	5.64
Rate of removable appliances per 100 fixed appliances - completed treatment (rolling 12 month period)	0	258	0.00	3.95	4.81
% of courses of treatment with removable appliances only - proposed treatment (rolling 12 month period)	0	161	0.0%	1.8%	2.0%
% of courses of treatment with removable appliances only - completed treatment (rolling 12 month period)	0	141	0.0%	1.7%	1.5%
% of patients satisfied with the treatment they have received (rolling 12 month period)	7	7	100.0%	96.9%	96.0%

\* Figures in italics indicate that the base number is less than 100.

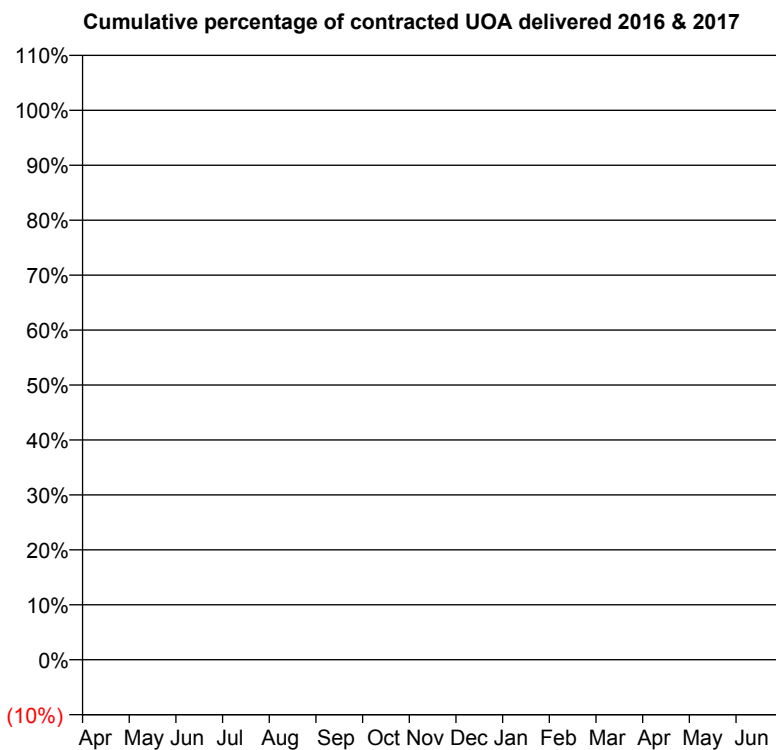
**Q69 - Vital Signs Orthodontic At a Glance Contract Report for 151343/0001 - March 2017**

Name or company name	York House Dental Practice
Contract type name	GDS Contract
Purpose of contract	General
Contract start date	01/05/2012
Contract end date	

16/17 Contracted general activity (UDA)	4,439
Carry forward general activity (UDA)	0
16/17 Contracted orthodontic activity (UOA)	0
Carry forward orthodontic activity (UOA)	0
Baseline contract value	£106,517.18

**ACCESS**

	Contract	England and Wales
24 month ratio of assessments to patient IDs	1.00	1.09

**ACTIVITY**


Month	Adjusted Scheduled Activity (UOA)	
	2016	2017
April	0	0
May	0	0
June	0	0
July	0	0
August	0	0
September	0	0
October	0	0
November	0	1
December	0	1
January	0	1
February	0	1
March	0	1
April	0	
May	0	
June	0	

**QUALITY**

	Contract Quantity	Contract Base Number	Contract *	Region	England
% of all assessments that were assess and fit appliances (rolling 12 month period)	0	1	0.0%	58.8%	56.6%
% of all assessments that were assess and refuse (rolling 12 month period)	0	1	0.0%	10.3%	11.8%
% of all assessments that were assess and review (rolling 12 month period)	1	1	100.0%	30.9%	31.6%
% of terminated courses where treatment was abandoned or discontinued (rolling 12 month period)	0	0	N/A	7.0%	7.7%
% of completed treatments indicating that PAR score was taken (year to date)	0	0	N/A	55.6%	58.4%
Rate of removable appliances per 100 fixed appliances - proposed treatment (rolling 12 month period)	0	0	N/A	5.12	5.64
Rate of removable appliances per 100 fixed appliances - completed treatment (rolling 12 month period)	0	0	N/A	3.95	4.81
% of courses of treatment with removable appliances only - proposed treatment (rolling 12 month period)	0	0	N/A	1.8%	2.0%
% of courses of treatment with removable appliances only - completed treatment (rolling 12 month period)	0	0	N/A	1.7%	1.5%
% of patients satisfied with the treatment they have received (rolling 12 month period)	0	0	N/A	96.9%	96.0%

\* Figures in italics indicate that the base number is less than 100.

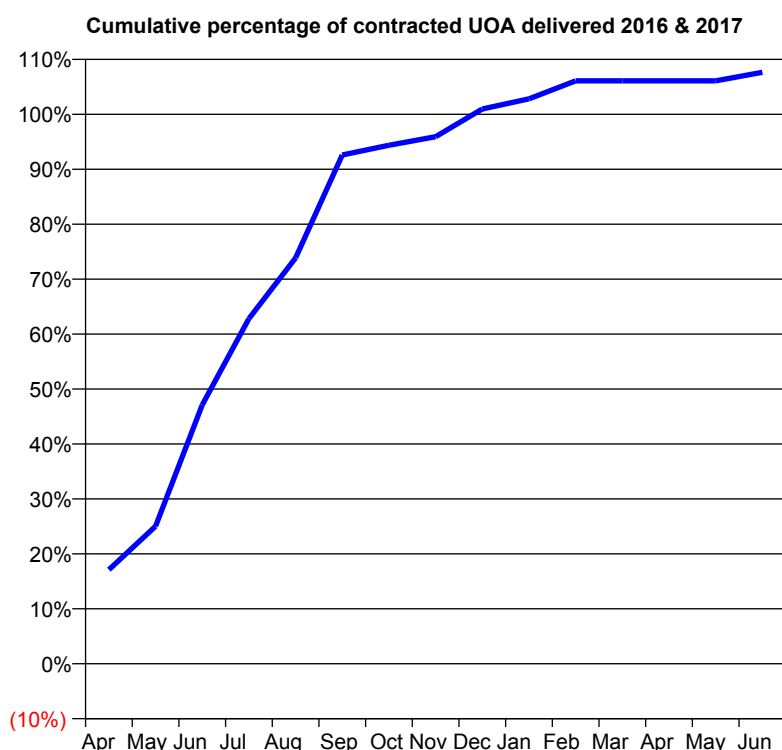
**Q69 - Vital Signs Orthodontic At a Glance Contract Report for 154601/0002 - March 2017**

Name or company name	Oxfordshire Priority Dental Service
Contract type name	PDS Contract
Purpose of contract	General and Orthodontic
Contract start date	01/04/2006
Contract end date	31/03/2017

16/17 Contracted general activity (UDA)	4,000
Carry forward general activity (UDA)	0
16/17 Contracted orthodontic activity (UOA)	0
Carry forward orthodontic activity (UOA)	0
Baseline contract value	£0.00

**ACCESS**

	Contract	England and Wales
24 month ratio of assessments to patient IDs	1.02	1.09

**ACTIVITY**


Month	Adjusted Scheduled Activity (UOA)	
	2016	2017
April	231	85
May	338	169
June	636	320
July	848	468
August	997	600
September	1,250	645
October	1,274	754
November	1,295	819
December	1,363	887
January	1,388	932
February	1,432	976
March	1,432	981
April	1,432	
May	1,432	
June	1,453	

**QUALITY**

	Contract Quantity	Contract Base Number	Contract *	Region	England
% of all assessments that were assess and fit appliances (rolling 12 month period)	49	76	64.5%	58.8%	56.6%
% of all assessments that were assess and refuse (rolling 12 month period)	6	76	7.9%	10.3%	11.8%
% of all assessments that were assess and review (rolling 12 month period)	21	76	27.6%	30.9%	31.6%
% of terminated courses where treatment was abandoned or discontinued (rolling 12 month period)	12	62	19.4%	7.0%	7.7%
% of completed treatments indicating that PAR score was taken (year to date)	47	50	94.0%	55.6%	58.4%
Rate of removable appliances per 100 fixed appliances - proposed treatment (rolling 12 month period)	5	78	6.41	5.12	5.64
Rate of removable appliances per 100 fixed appliances - completed treatment (rolling 12 month period)	2	79	2.53	3.95	4.81
% of courses of treatment with removable appliances only - proposed treatment (rolling 12 month period)	4	49	8.2%	1.8%	2.0%
% of courses of treatment with removable appliances only - completed treatment (rolling 12 month period)	2	50	4.0%	1.7%	1.5%
% of patients satisfied with the treatment they have received (rolling 12 month period)	1	1	100.0%	96.9%	96.0%

\* Figures in italics indicate that the base number is less than 100.

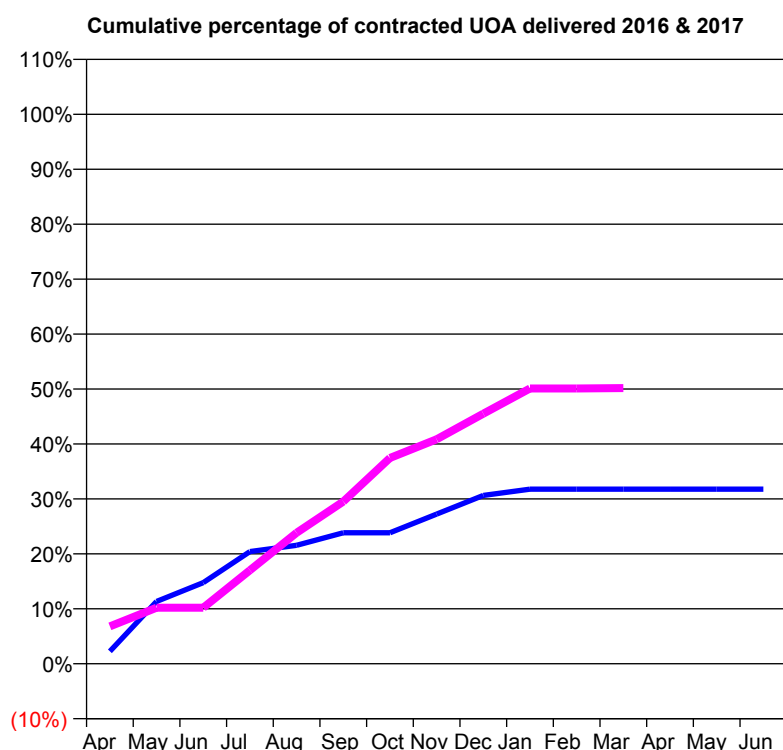
**Q69 - Vital Signs Orthodontic At a Glance Contract Report for 154601/0013 - March 2017**

Name or company name	Oxfordshire Priority Dental Service
Contract type name	PDS Contract
Purpose of contract	Orthodontic
Contract start date	01/04/2006
Contract end date	31/03/2017

16/17 Contracted general activity (UDA)	0
Carry forward general activity (UDA)	0
16/17 Contracted orthodontic activity (UOA)	1,850
Carry forward orthodontic activity (UOA)	0
Baseline contract value	£1.01

**ACCESS**

	Contract	England and Wales
24 month ratio of assessments to patient IDs	1.00	1.09

**ACTIVITY**


Month	Adjusted Scheduled Activity (UOA)	
	2016	2017
April	42	126
May	210	189
June	273	189
July	378	315
August	399	441
September	441	546
October	441	693
November	504	756
December	567	842
January	588	927
February	588	927
March	588	928
April	588	
May	588	
June	588	

**QUALITY**

	Contract Quantity	Contract Base Number	Contract *	Region	England
% of all assessments that were assess and fit appliances (rolling 12 month period)	44	46	95.7%	58.8%	56.6%
% of all assessments that were assess and refuse (rolling 12 month period)	1	46	2.2%	10.3%	11.8%
% of all assessments that were assess and review (rolling 12 month period)	1	46	2.2%	30.9%	31.6%
% of terminated courses where treatment was abandoned or discontinued (rolling 12 month period)	3	30	10.0%	7.0%	7.7%
% of completed treatments indicating that PAR score was taken (year to date)	24	27	88.9%	55.6%	58.4%
Rate of removable appliances per 100 fixed appliances - proposed treatment (rolling 12 month period)	2	68	2.94	5.12	5.64
Rate of removable appliances per 100 fixed appliances - completed treatment (rolling 12 month period)	1	48	2.08	3.95	4.81
% of courses of treatment with removable appliances only - proposed treatment (rolling 12 month period)	1	44	2.3%	1.8%	2.0%
% of courses of treatment with removable appliances only - completed treatment (rolling 12 month period)	0	27	0.0%	1.7%	1.5%
% of patients satisfied with the treatment they have received (rolling 12 month period)	3	3	100.0%	96.9%	96.0%

\* Figures in italics indicate that the base number is less than 100.

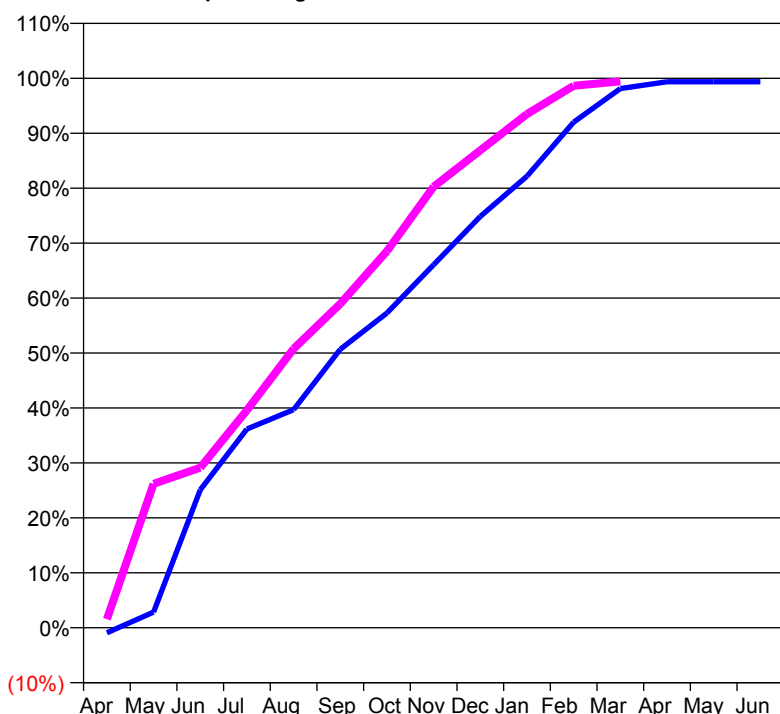
**Q69 - Vital Signs Orthodontic At a Glance Contract Report for 169110/0003 - March 2017**

Name or company name	Dentalign Orthodontics LLP
Contract type name	PDS Contract
Purpose of contract	Orthodontic
Contract start date	01/05/2007
Contract end date	31/03/2018

16/17 Contracted general activity (UDA)	0
Carry forward general activity (UDA)	0
16/17 Contracted orthodontic activity (UOA)	2,867
Carry forward orthodontic activity (UOA)	18
Baseline contract value	£181,950.88

**ACCESS**

	Contract	England and Wales
24 month ratio of assessments to patient IDs	1.04	1.09

**ACTIVITY**
**Cumulative percentage of contracted UOA delivered 2016 & 2017**

**Adjusted Scheduled Activity (UOA)**

Month	2016	2017
April	-27	45
May	82	751
June	720	835
July	1,037	1,135
August	1,138	1,456
September	1,453	1,690
October	1,642	1,965
November	1,894	2,301
December	2,146	2,491
January	2,356	2,680
February	2,638	2,828
March	2,813	2,851
April	2,849	
May	2,849	
June	2,849	

**QUALITY**

	Contract Quantity	Contract Base Number	Contract *	Region	England
% of all assessments that were assess and fit appliances (rolling 12 month period)	137	203	67.5%	58.8%	56.6%
% of all assessments that were assess and refuse (rolling 12 month period)	11	203	5.4%	10.3%	11.8%
% of all assessments that were assess and review (rolling 12 month period)	55	203	27.1%	30.9%	31.6%
% of terminated courses where treatment was abandoned or discontinued (rolling 12 month period)	2	122	1.6%	7.0%	7.7%
% of completed treatments indicating that PAR score was taken (year to date)	95	120	79.2%	55.6%	58.4%
Rate of removable appliances per 100 fixed appliances - proposed treatment (rolling 12 month period)	7	263	2.66	5.12	5.64
Rate of removable appliances per 100 fixed appliances - completed treatment (rolling 12 month period)	0	2	0.00	3.95	4.81
% of courses of treatment with removable appliances only - proposed treatment (rolling 12 month period)	1	137	0.7%	1.8%	2.0%
% of courses of treatment with removable appliances only - completed treatment (rolling 12 month period)	0	120	0.0%	1.7%	1.5%
% of patients satisfied with the treatment they have received (rolling 12 month period)	2	2	100.0%	96.9%	96.0%

\* Figures in italics indicate that the base number is less than 100.

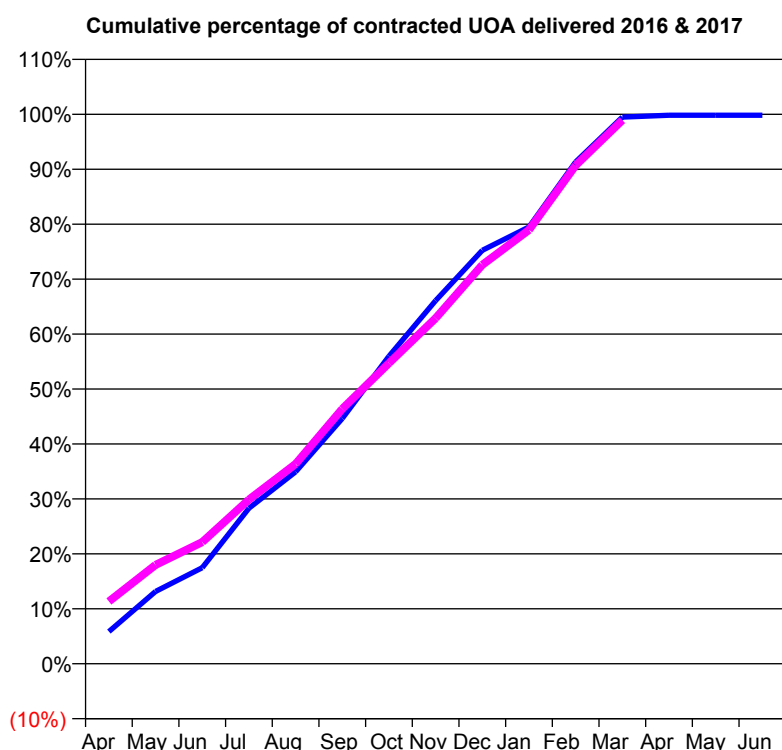


**Q69 - Vital Signs Orthodontic At a Glance Contract Report for 169110/0010 - March 2017**

Name or company name	Dentalign Orthodontics LLP
Contract type name	PDS Contract
Purpose of contract	Orthodontic
Contract start date	01/04/2013
Contract end date	31/03/2018

16/17 Contracted general activity (UDA)	0
Carry forward general activity (UDA)	0
16/17 Contracted orthodontic activity (UOA)	13,657
Carry forward orthodontic activity (UOA)	24
Baseline contract value	£866,636.43

ACCESS	Contract	England and Wales
24 month ratio of assessments to patient IDs	1.03	1.09

**ACTIVITY**


Month	Adjusted Scheduled Activity (UOA)	
	2016	2017
April	802	1,550
May	1,799	2,458
June	2,387	3,025
July	3,866	4,083
August	4,772	4,965
September	6,096	6,335
October	7,644	7,471
November	9,025	8,588
December	10,274	9,915
January	10,857	10,784
February	12,474	12,385
March	13,585	13,510
April	13,633	
May	13,633	
June	13,633	

QUALITY	Contract Quantity	Contract Base Number	Contract *	Region	England
% of all assessments that were assess and fit appliances (rolling 12 month period)	655	719	91.1%	58.8%	56.6%
% of all assessments that were assess and refuse (rolling 12 month period)	17	719	2.4%	10.3%	11.8%
% of all assessments that were assess and review (rolling 12 month period)	47	719	6.5%	30.9%	31.6%
% of terminated courses where treatment was abandoned or discontinued (rolling 12 month period)	20	529	3.8%	7.0%	7.7%
% of completed treatments indicating that PAR score was taken (year to date)	406	509	79.8%	55.6%	58.4%
Rate of removable appliances per 100 fixed appliances - proposed treatment (rolling 12 month period)	65	1,271	5.11	5.12	5.64
Rate of removable appliances per 100 fixed appliances - completed treatment (rolling 12 month period)	7	93	7.53	3.95	4.81
% of courses of treatment with removable appliances only - proposed treatment (rolling 12 month period)	10	655	1.5%	1.8%	2.0%
% of courses of treatment with removable appliances only - completed treatment (rolling 12 month period)	2	509	0.4%	1.7%	1.5%
% of patients satisfied with the treatment they have received (rolling 12 month period)	12	13	92.3%	96.9%	96.0%

\* Figures in italics indicate that the base number is less than 100.

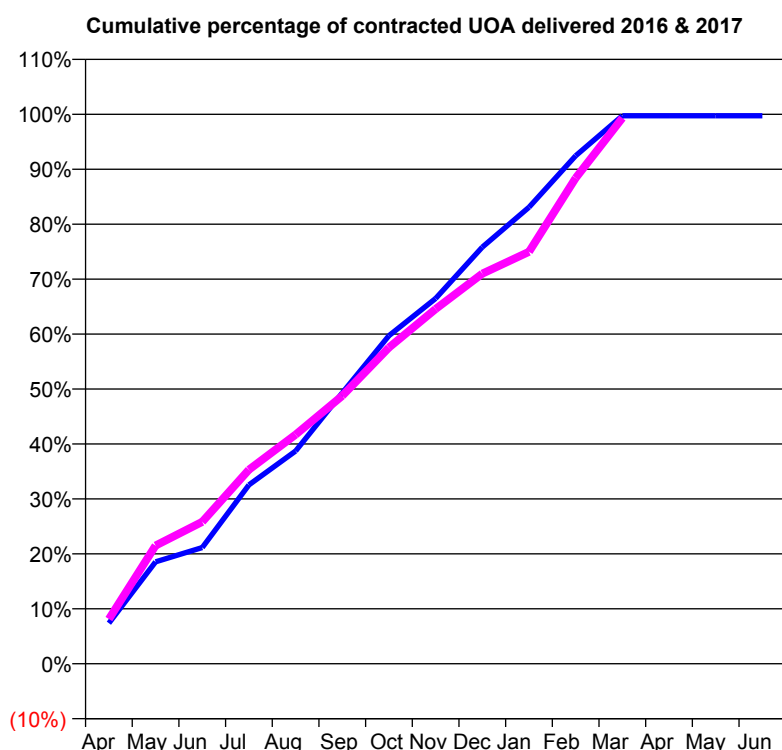
**Q69 - Vital Signs Orthodontic At a Glance Contract Report for 169110/0011 - March 2017**

Name or company name	Dentalign Orthodontics LLP
Contract type name	PDS Contract
Purpose of contract	Orthodontic
Contract start date	01/04/2013
Contract end date	31/03/2018

16/17 Contracted general activity (UDA)	0
Carry forward general activity (UDA)	0
16/17 Contracted orthodontic activity (UOA)	6,929
Carry forward orthodontic activity (UOA)	19
Baseline contract value	£439,714.21

**ACCESS**

	Contract	England and Wales
24 month ratio of assessments to patient IDs	1.07	1.09

**ACTIVITY**


Month	Adjusted Scheduled Activity (UOA)	
	2016	2017
April	512	564
May	1,286	1,490
June	1,466	1,790
July	2,256	2,448
August	2,683	2,890
September	3,416	3,379
October	4,138	3,988
November	4,607	4,473
December	5,253	4,919
January	5,757	5,195
February	6,406	6,124
March	6,910	6,881
April	6,910	
May	6,910	
June	6,910	

**QUALITY**

	Contract Quantity	Contract Base Number	Contract *	Region	England
% of all assessments that were assess and fit appliances (rolling 12 month period)	334	410	81.5%	58.8%	56.6%
% of all assessments that were assess and refuse (rolling 12 month period)	15	410	3.7%	10.3%	11.8%
% of all assessments that were assess and review (rolling 12 month period)	61	410	14.9%	30.9%	31.6%
% of terminated courses where treatment was abandoned or discontinued (rolling 12 month period)	15	290	5.2%	7.0%	7.7%
% of completed treatments indicating that PAR score was taken (year to date)	64	275	23.3%	55.6%	58.4%
Rate of removable appliances per 100 fixed appliances - proposed treatment (rolling 12 month period)	8	653	1.23	5.12	5.64
Rate of removable appliances per 100 fixed appliances - completed treatment (rolling 12 month period)	4	463	0.86	3.95	4.81
% of courses of treatment with removable appliances only - proposed treatment (rolling 12 month period)	5	334	1.5%	1.8%	2.0%
% of courses of treatment with removable appliances only - completed treatment (rolling 12 month period)	2	275	0.7%	1.7%	1.5%
% of patients satisfied with the treatment they have received (rolling 12 month period)	6	7	85.7%	96.9%	96.0%

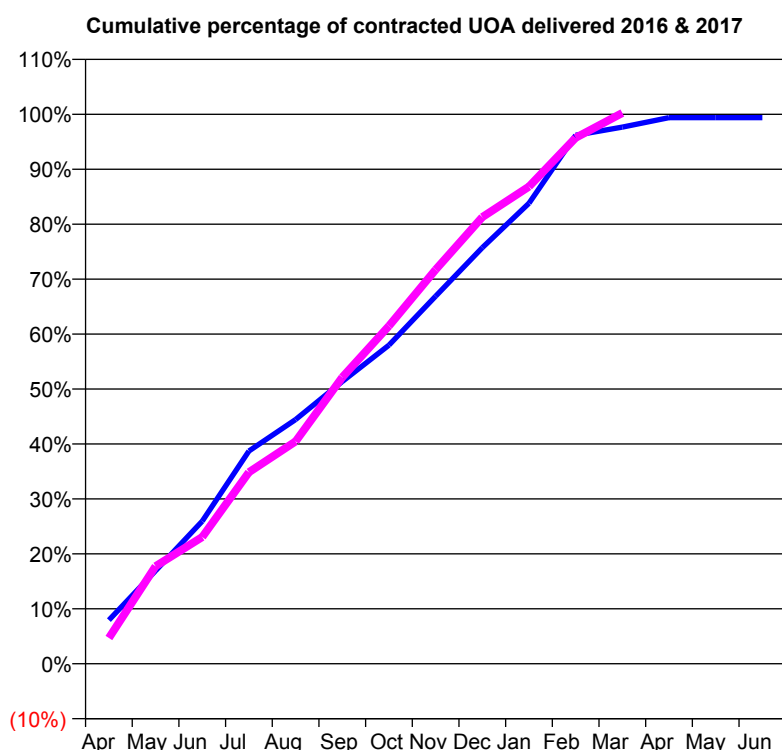
\* Figures in italics indicate that the base number is less than 100.

**Q69 - Vital Signs Orthodontic At a Glance Contract Report for 169110/0012 - March 2017**

Name or company name	Dentalign Orthodontics LLP
Contract type name	PDS Contract
Purpose of contract	Orthodontic
Contract start date	01/04/2013
Contract end date	31/03/2018

16/17 Contracted general activity (UDA)	0
Carry forward general activity (UDA)	0
16/17 Contracted orthodontic activity (UOA)	9,474
Carry forward orthodontic activity (UOA)	57
Baseline contract value	£601,211.47

ACCESS	Contract	England and Wales
24 month ratio of assessments to patient IDs	1.04	1.09

**ACTIVITY**


Month	Adjusted Scheduled Activity (UOA)	
	2016	2017
April	753	445
May	1,604	1,682
June	2,459	2,186
July	3,667	3,303
August	4,211	3,834
September	4,865	4,939
October	5,493	5,824
November	6,337	6,794
December	7,175	7,701
January	7,940	8,227
February	9,112	9,069
March	9,252	9,497
April	9,415	
May	9,416	
June	9,417	

**QUALITY**

	Contract Quantity	Contract Base Number	Contract *	Region	England
% of all assessments that were assess and fit appliances (rolling 12 month period)	474	598	79.3%	58.8%	56.6%
% of all assessments that were assess and refuse (rolling 12 month period)	44	598	7.4%	10.3%	11.8%
% of all assessments that were assess and review (rolling 12 month period)	80	598	13.4%	30.9%	31.6%
% of terminated courses where treatment was abandoned or discontinued (rolling 12 month period)	12	336	3.6%	7.0%	7.7%
% of completed treatments indicating that PAR score was taken (year to date)	177	324	54.6%	55.6%	58.4%
Rate of removable appliances per 100 fixed appliances - proposed treatment (rolling 12 month period)	29	902	3.22	5.12	5.64
Rate of removable appliances per 100 fixed appliances - completed treatment (rolling 12 month period)	7	396	1.77	3.95	4.81
% of courses of treatment with removable appliances only - proposed treatment (rolling 12 month period)	7	474	1.5%	1.8%	2.0%
% of courses of treatment with removable appliances only - completed treatment (rolling 12 month period)	5	324	1.5%	1.7%	1.5%
% of patients satisfied with the treatment they have received (rolling 12 month period)	7	8	87.5%	96.9%	96.0%

\* Figures in italics indicate that the base number is less than 100.

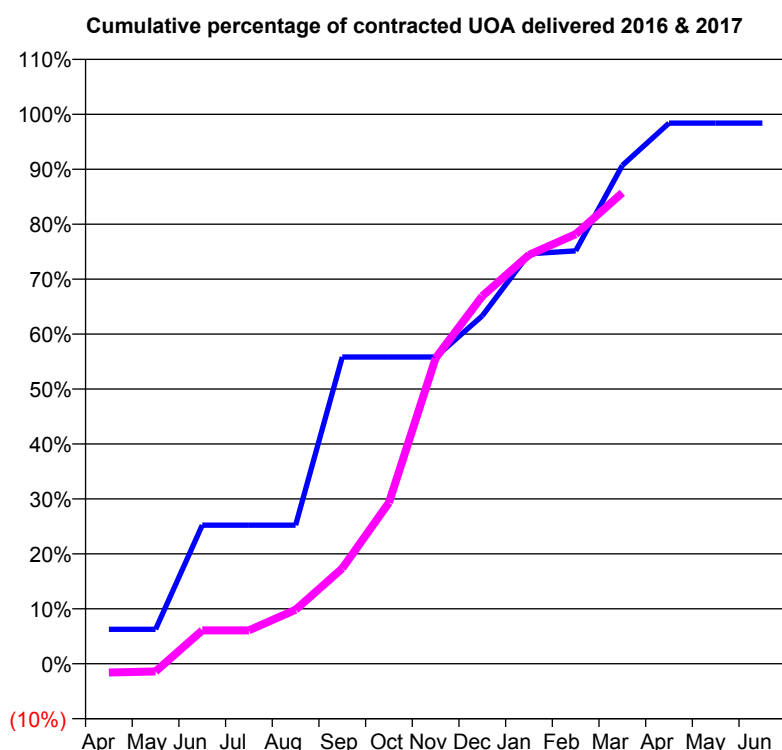
**Q69 - Vital Signs Orthodontic At a Glance Contract Report for 169110/0013 - March 2017**

Name or company name	Dentalign Orthodontics LLP
Contract type name	PDS Contract
Purpose of contract	Orthodontic
Contract start date	01/04/2013
Contract end date	31/03/2018

16/17 Contracted general activity (UDA)	0
Carry forward general activity (UDA)	0
16/17 Contracted orthodontic activity (UOA)	559
Carry forward orthodontic activity (UOA)	9
Baseline contract value	£35,488.01

**ACCESS**

	Contract	England and Wales
24 month ratio of assessments to patient IDs	1.05	1.09

**ACTIVITY**


Month	Adjusted Scheduled Activity (UOA)	
	2016	2017
April	35	-9
May	35	-8
June	141	34
July	141	34
August	141	55
September	312	97
October	312	164
November	312	311
December	354	374
January	417	416
February	420	437
March	507	479
April	550	
May	550	
June	550	

**QUALITY**

	Contract Quantity	Contract Base Number	Contract *	Region	England
% of all assessments that were assess and fit appliances (rolling 12 month period)	26	28	92.9%	58.8%	56.6%
% of all assessments that were assess and refuse (rolling 12 month period)	0	28	0.0%	10.3%	11.8%
% of all assessments that were assess and review (rolling 12 month period)	2	28	7.1%	30.9%	31.6%
% of terminated courses where treatment was abandoned or discontinued (rolling 12 month period)	1	8	12.5%	7.0%	7.7%
% of completed treatments indicating that PAR score was taken (year to date)	7	7	100.0%	55.6%	58.4%
Rate of removable appliances per 100 fixed appliances - proposed treatment (rolling 12 month period)	5	50	10.00	5.12	5.64
Rate of removable appliances per 100 fixed appliances - completed treatment (rolling 12 month period)	0	14	0.00	3.95	4.81
% of courses of treatment with removable appliances only - proposed treatment (rolling 12 month period)	1	26	3.8%	1.8%	2.0%
% of courses of treatment with removable appliances only - completed treatment (rolling 12 month period)	0	7	0.0%	1.7%	1.5%
% of patients satisfied with the treatment they have received (rolling 12 month period)	1	1	100.0%	96.9%	96.0%

\* Figures in italics indicate that the base number is less than 100.

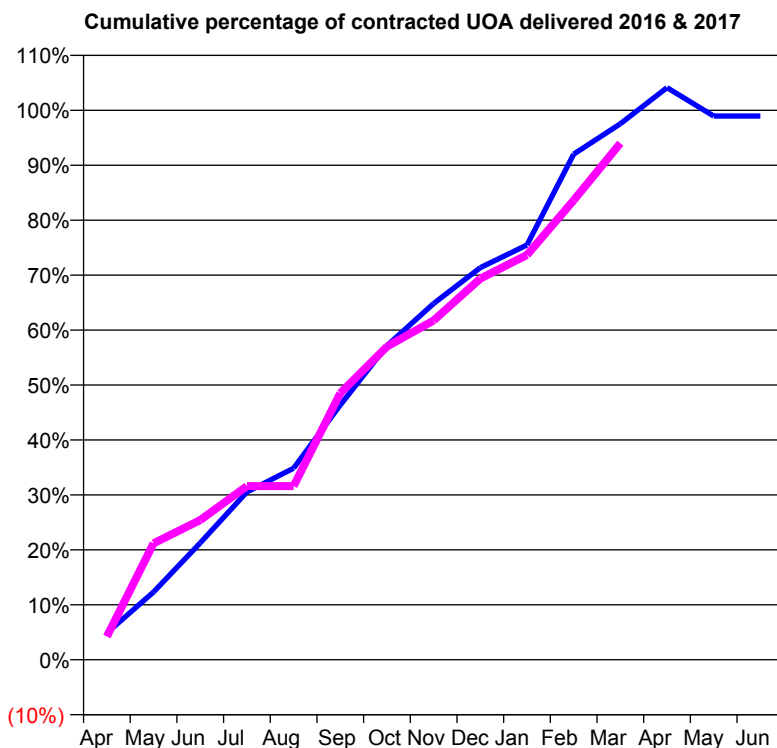
**Q69 - Vital Signs Orthodontic At a Glance Contract Report for 169110/0014 - March 2017**

Name or company name	Dentalign Orthodontics LLP
Contract type name	PDS Contract
Purpose of contract	Orthodontic
Contract start date	01/04/2013
Contract end date	31/03/2018

16/17 Contracted general activity (UDA)	0
Carry forward general activity (UDA)	0
16/17 Contracted orthodontic activity (UOA)	4,468
Carry forward orthodontic activity (UOA)	47
Baseline contract value	£283,515.91

**ACCESS**

	Contract	England and Wales
24 month ratio of assessments to patient IDs	1.10	1.09

**ACTIVITY**


Month	Adjusted Scheduled Activity (UOA)	
	2016	2017
April	218	189
May	551	947
June	950	1,136
July	1,364	1,412
August	1,557	1,412
September	2,071	2,168
October	2,554	2,546
November	2,897	2,759
December	3,188	3,099
January	3,373	3,291
February	4,111	3,736
March	4,358	4,200
April	4,652	
May	4,421	
June	4,421	

**QUALITY**

	Contract Quantity	Contract Base Number	Contract *	Region	England
% of all assessments that were assess and fit appliances (rolling 12 month period)	228	288	79.2%	58.8%	56.6%
% of all assessments that were assess and refuse (rolling 12 month period)	7	288	2.4%	10.3%	11.8%
% of all assessments that were assess and review (rolling 12 month period)	53	288	18.4%	30.9%	31.6%
% of terminated courses where treatment was abandoned or discontinued (rolling 12 month period)	11	180	6.1%	7.0%	7.7%
% of completed treatments indicating that PAR score was taken (year to date)	63	169	37.3%	55.6%	58.4%
Rate of removable appliances per 100 fixed appliances - proposed treatment (rolling 12 month period)	9	448	2.01	5.12	5.64
Rate of removable appliances per 100 fixed appliances - completed treatment (rolling 12 month period)	0	0	N/A	3.95	4.81
% of courses of treatment with removable appliances only - proposed treatment (rolling 12 month period)	2	228	0.9%	1.8%	2.0%
% of courses of treatment with removable appliances only - completed treatment (rolling 12 month period)	0	169	0.0%	1.7%	1.5%
% of patients satisfied with the treatment they have received (rolling 12 month period)	3	3	100.0%	96.9%	96.0%

\* Figures in italics indicate that the base number is less than 100.

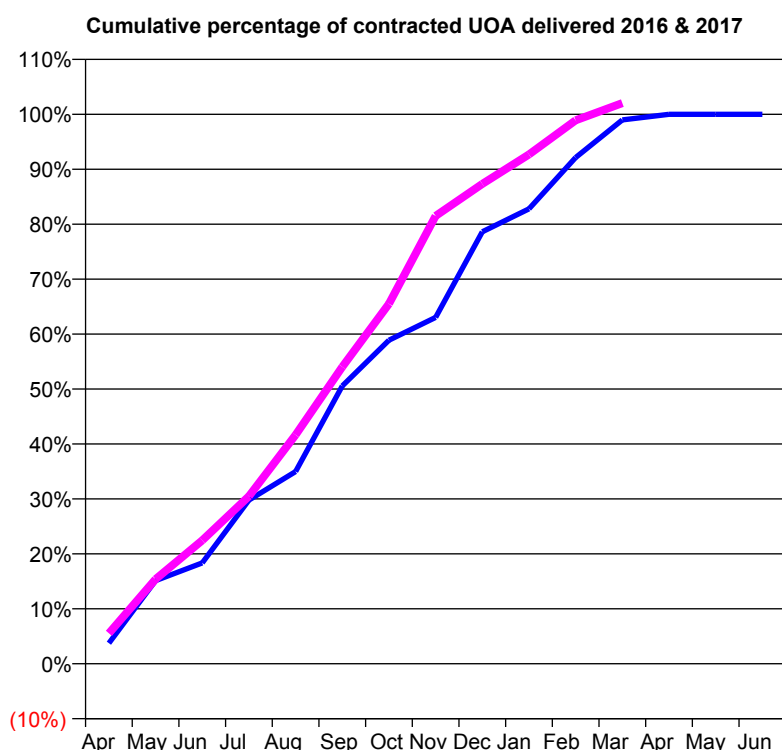
**Q69 - Vital Signs Orthodontic At a Glance Contract Report for 180750/0001 - March 2017**

Name or company name	MR AL DAVEY AND MR N OROLLOGA
Contract type name	PDS Contract
Purpose of contract	Orthodontic
Contract start date	01/01/2014
Contract end date	31/03/2018

16/17 Contracted general activity (UDA)	0
Carry forward general activity (UDA)	0
16/17 Contracted orthodontic activity (UOA)	2,021
Carry forward orthodontic activity (UOA)	0
Baseline contract value	£128,260.45

**ACCESS**

	Contract	England and Wales
24 month ratio of assessments to patient IDs	1.06	1.09

**ACTIVITY**


Month	Adjusted Scheduled Activity (UOA)	
	2016	2017
April	76	112
May	306	311
June	371	454
July	602	616
August	707	842
September	1,022	1,092
October	1,190	1,324
November	1,274	1,647
December	1,589	1,765
January	1,673	1,873
February	1,862	1,999
March	2,000	2,062
April	2,021	
May	2,021	
June	2,021	

**QUALITY**

	Contract Quantity	Contract Base Number	Contract *	Region	England
% of all assessments that were assess and fit appliances (rolling 12 month period)	91	262	34.7%	58.8%	56.6%
% of all assessments that were assess and refuse (rolling 12 month period)	0	262	0.0%	10.3%	11.8%
% of all assessments that were assess and review (rolling 12 month period)	171	262	65.3%	30.9%	31.6%
% of terminated courses where treatment was abandoned or discontinued (rolling 12 month period)	1	131	0.8%	7.0%	7.7%
% of completed treatments indicating that PAR score was taken (year to date)	128	128	100.0%	55.6%	58.4%
Rate of removable appliances per 100 fixed appliances - proposed treatment (rolling 12 month period)	0	182	0.00	5.12	5.64
Rate of removable appliances per 100 fixed appliances - completed treatment (rolling 12 month period)	0	257	0.00	3.95	4.81
% of courses of treatment with removable appliances only - proposed treatment (rolling 12 month period)	0	91	0.0%	1.8%	2.0%
% of courses of treatment with removable appliances only - completed treatment (rolling 12 month period)	0	130	0.0%	1.7%	1.5%
% of patients satisfied with the treatment they have received (rolling 12 month period)	5	7	71.4%	96.9%	96.0%

\* Figures in italics indicate that the base number is less than 100.

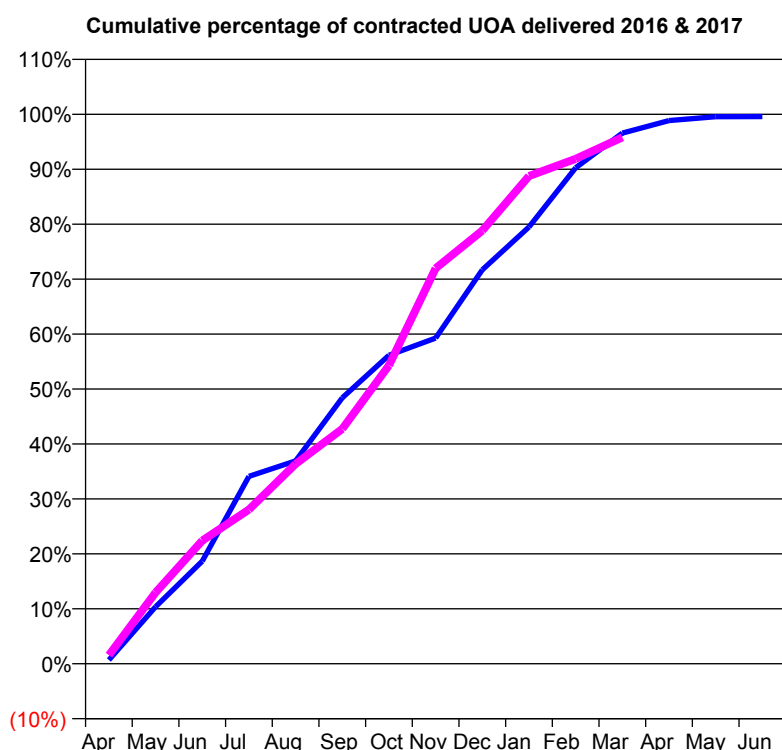
**Q69 - Vital Signs Orthodontic At a Glance Contract Report for 183164/0001 - March 2017**

Name or company name	Smiles Better Orthodontics Ltd
Contract type name	PDS Contract
Purpose of contract	Orthodontic
Contract start date	01/04/2010
Contract end date	31/03/2018

16/17 Contracted general activity (UDA)	0
Carry forward general activity (UDA)	0
16/17 Contracted orthodontic activity (UOA)	6,736
Carry forward orthodontic activity (UOA)	29
Baseline contract value	£427,492.54

**ACCESS**

	Contract	England and Wales
24 month ratio of assessments to patient IDs	1.14	1.09

**ACTIVITY**


Month	Adjusted Scheduled Activity (UOA)	
	2016	2017
April	47	105
May	699	874
June	1,258	1,509
July	2,297	1,890
August	2,487	2,449
September	3,261	2,879
October	3,782	3,658
November	3,993	4,847
December	4,829	5,310
January	5,355	5,979
February	6,080	6,189
March	6,505	6,453
April	6,658	
May	6,706	
June	6,707	

**QUALITY**

	Contract Quantity	Contract Base Number	Contract *	Region	England
% of all assessments that were assess and fit appliances (rolling 12 month period)	297	742	40.0%	58.8%	56.6%
% of all assessments that were assess and refuse (rolling 12 month period)	126	742	17.0%	10.3%	11.8%
% of all assessments that were assess and review (rolling 12 month period)	319	742	43.0%	30.9%	31.6%
% of terminated courses where treatment was abandoned or discontinued (rolling 12 month period)	12	283	4.2%	7.0%	7.7%
% of completed treatments indicating that PAR score was taken (year to date)	58	271	21.4%	55.6%	58.4%
Rate of removable appliances per 100 fixed appliances - proposed treatment (rolling 12 month period)	22	560	3.93	5.12	5.64
Rate of removable appliances per 100 fixed appliances - completed treatment (rolling 12 month period)	10	487	2.05	3.95	4.81
% of courses of treatment with removable appliances only - proposed treatment (rolling 12 month period)	2	297	0.7%	1.8%	2.0%
% of courses of treatment with removable appliances only - completed treatment (rolling 12 month period)	1	271	0.4%	1.7%	1.5%
% of patients satisfied with the treatment they have received (rolling 12 month period)	15	15	100.0%	96.9%	96.0%

\* Figures in italics indicate that the base number is less than 100.

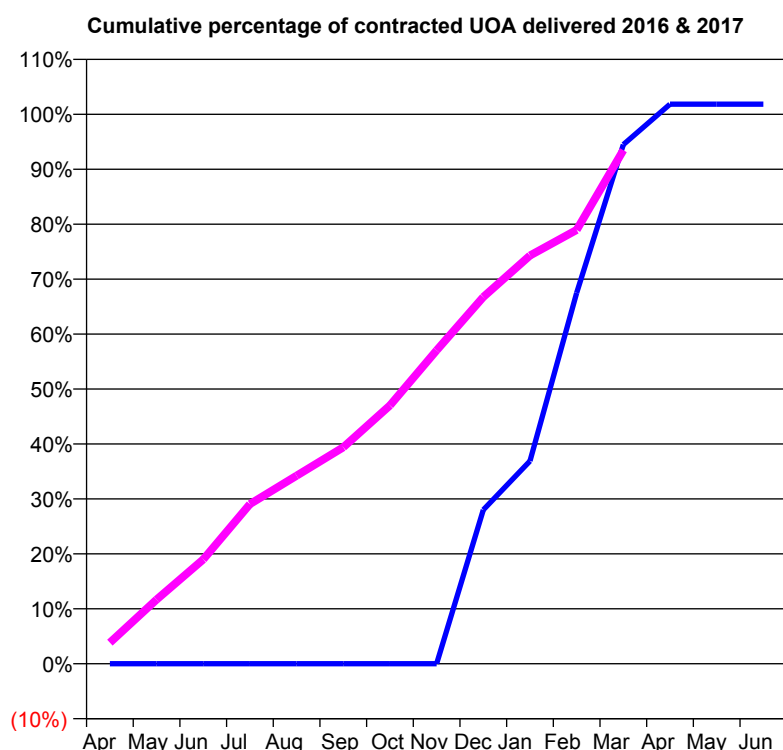
**Q69 - Vital Signs Orthodontic At a Glance Contract Report for 184241/0001 - March 2017**

Name or company name	Newbury Orthodontic Centre
Contract type name	PDS Contract
Purpose of contract	Orthodontic
Contract start date	01/11/2015
Contract end date	31/03/2018

16/17 Contracted general activity (UDA)	0
Carry forward general activity (UDA)	0
16/17 Contracted orthodontic activity (UOA)	11,631
Carry forward orthodontic activity (UOA)	294
Baseline contract value	£738,102.74

**ACCESS**

	Contract	England and Wales
24 month ratio of assessments to patient IDs	1.09	1.09

**ACTIVITY**


Month	Adjusted Scheduled Activity (UOA)	
	2016	2017
April	0	448
May	0	1,359
June	0	2,208
July	0	3,381
August	0	3,982
September	0	4,583
October	0	5,468
November	0	6,636
December	1,358	7,763
January	1,788	8,641
February	3,272	9,184
March	4,580	10,871
April	4,936	
May	4,936	
June	4,936	

**QUALITY**

	Contract Quantity	Contract Base Number	Contract *	Region	England
% of all assessments that were assess and fit appliances (rolling 12 month period)	536	1,001	53.5%	58.8%	56.6%
% of all assessments that were assess and refuse (rolling 12 month period)	194	1,001	19.4%	10.3%	11.8%
% of all assessments that were assess and review (rolling 12 month period)	271	1,001	27.1%	30.9%	31.6%
% of terminated courses where treatment was abandoned or discontinued (rolling 12 month period)	15	503	3.0%	7.0%	7.7%
% of completed treatments indicating that PAR score was taken (year to date)	263	484	54.3%	55.6%	58.4%
Rate of removable appliances per 100 fixed appliances - proposed treatment (rolling 12 month period)	37	1,045	3.54	5.12	5.64
Rate of removable appliances per 100 fixed appliances - completed treatment (rolling 12 month period)	24	954	2.52	3.95	4.81
% of courses of treatment with removable appliances only - proposed treatment (rolling 12 month period)	12	536	2.2%	1.8%	2.0%
% of courses of treatment with removable appliances only - completed treatment (rolling 12 month period)	9	488	1.8%	1.7%	1.5%
% of patients satisfied with the treatment they have received (rolling 12 month period)	23	25	92.0%	96.9%	96.0%

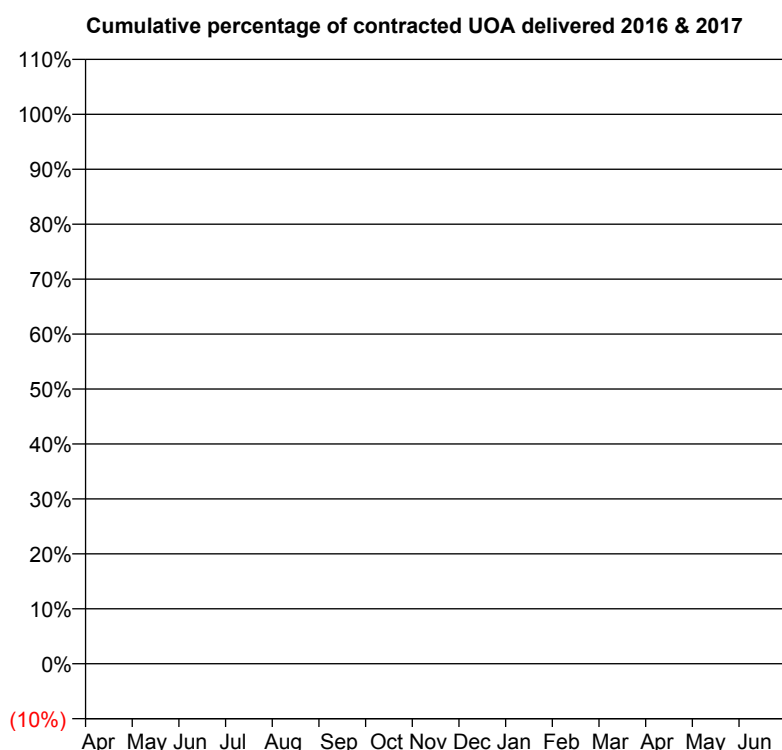
\* Figures in italics indicate that the base number is less than 100.



**Q69 - Vital Signs Orthodontic At a Glance Contract Report for 186201/0001 - March 2017**

Name or company name	Perfect Smile Bracknell Limited	16/17 Contracted general activity (UDA)	50,448
Contract type name	GDS Contract	Carry forward general activity (UDA)	1,922
Purpose of contract	General	16/17 Contracted orthodontic activity (UOA)	0
Contract start date	01/11/2014	Carry forward orthodontic activity (UOA)	0
Contract end date		Baseline contract value	£1,253,504.22

ACCESS	Contract	England and Wales
24 month ratio of assessments to patient IDs	1.00	1.09

**ACTIVITY**


Adjusted Scheduled Activity (UOA)		
Month	2016	2017
April	0	0
May	0	0
June	0	0
July	0	0
August	0	0
September	0	0
October	0	0
November	1	0
December	45	0
January	45	21
February	45	21
March	45	21
April	66	
May	66	
June	66	

**QUALITY**

	Contract Quantity	Contract Base Number	Contract *	Region	England
% of all assessments that were assess and fit appliances (rolling 12 month period)	2	2	100.0%	58.8%	56.6%
% of all assessments that were assess and refuse (rolling 12 month period)	0	2	0.0%	10.3%	11.8%
% of all assessments that were assess and review (rolling 12 month period)	0	2	0.0%	30.9%	31.6%
% of terminated courses where treatment was abandoned or discontinued (rolling 12 month period)	0	0	N/A	7.0%	7.7%
% of completed treatments indicating that PAR score was taken (year to date)	0	0	N/A	55.6%	58.4%
Rate of removable appliances per 100 fixed appliances - proposed treatment (rolling 12 month period)	0	2	0.00	5.12	5.64
Rate of removable appliances per 100 fixed appliances - completed treatment (rolling 12 month period)	0	0	N/A	3.95	4.81
% of courses of treatment with removable appliances only - proposed treatment (rolling 12 month period)	0	2	0.0%	1.8%	2.0%
% of courses of treatment with removable appliances only - completed treatment (rolling 12 month period)	0	0	N/A	1.7%	1.5%
% of patients satisfied with the treatment they have received (rolling 12 month period)	0	0	N/A	96.9%	96.0%

\* Figures in italics indicate that the base number is less than 100.

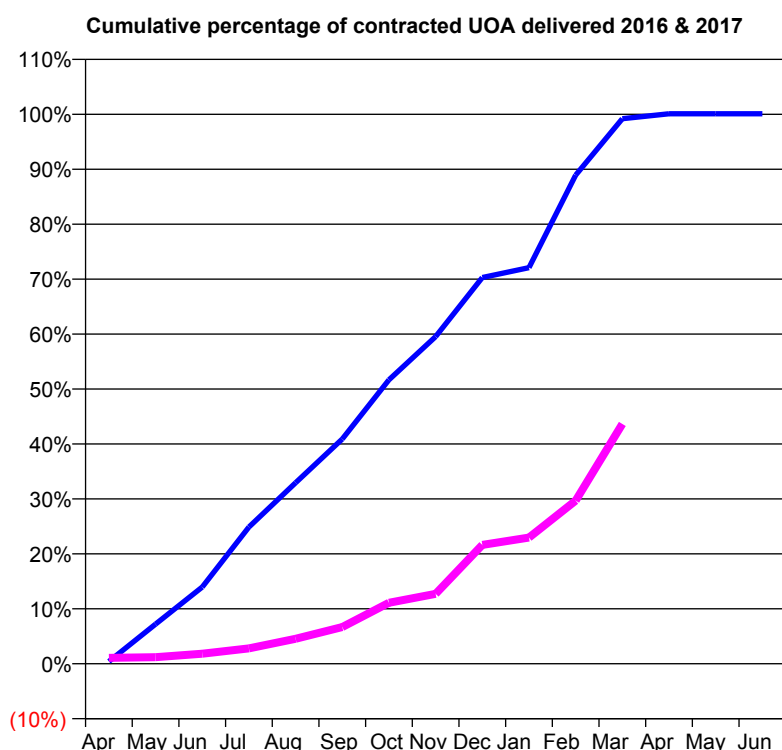
**Q69 - Vital Signs Orthodontic At a Glance Contract Report for 186872/0004 - March 2017**

Name or company name	ORTHOWORLD 2000 LTD
Contract type name	PDS Contract
Purpose of contract	Orthodontic
Contract start date	01/04/2006
Contract end date	31/03/2018

16/17 Contracted general activity (UDA)	0
Carry forward general activity (UDA)	0
16/17 Contracted orthodontic activity (UOA)	5,323
Carry forward orthodontic activity (UOA)	0
Baseline contract value	£337,818.11

**ACCESS**

	Contract	England and Wales
24 month ratio of assessments to patient IDs	1.11	1.09

**ACTIVITY**


Month	Adjusted Scheduled Activity (UOA)	
	2016	2017
April	22	58
May	384	64
June	743	97
July	1,325	149
August	1,754	242
September	2,177	356
October	2,751	591
November	3,169	677
December	3,741	1,152
January	3,837	1,222
February	4,734	1,581
March	5,280	2,323
April	5,328	
May	5,328	
June	5,328	

**QUALITY**

	Contract Quantity	Contract Base Number	Contract *	Region	England
% of all assessments that were assess and fit appliances (rolling 12 month period)	106	268	39.6%	58.8%	56.6%
% of all assessments that were assess and refuse (rolling 12 month period)	36	268	13.4%	10.3%	11.8%
% of all assessments that were assess and review (rolling 12 month period)	126	268	47.0%	30.9%	31.6%
% of terminated courses where treatment was abandoned or discontinued (rolling 12 month period)	13	87	14.9%	7.0%	7.7%
% of completed treatments indicating that PAR score was taken (year to date)	24	74	32.4%	55.6%	58.4%
Rate of removable appliances per 100 fixed appliances - proposed treatment (rolling 12 month period)	1	204	0.49	5.12	5.64
Rate of removable appliances per 100 fixed appliances - completed treatment (rolling 12 month period)	10	140	7.14	3.95	4.81
% of courses of treatment with removable appliances only - proposed treatment (rolling 12 month period)	1	106	0.9%	1.8%	2.0%
% of courses of treatment with removable appliances only - completed treatment (rolling 12 month period)	2	74	2.7%	1.7%	1.5%
% of patients satisfied with the treatment they have received (rolling 12 month period)	7	7	100.0%	96.9%	96.0%

\* Figures in italics indicate that the base number is less than 100.

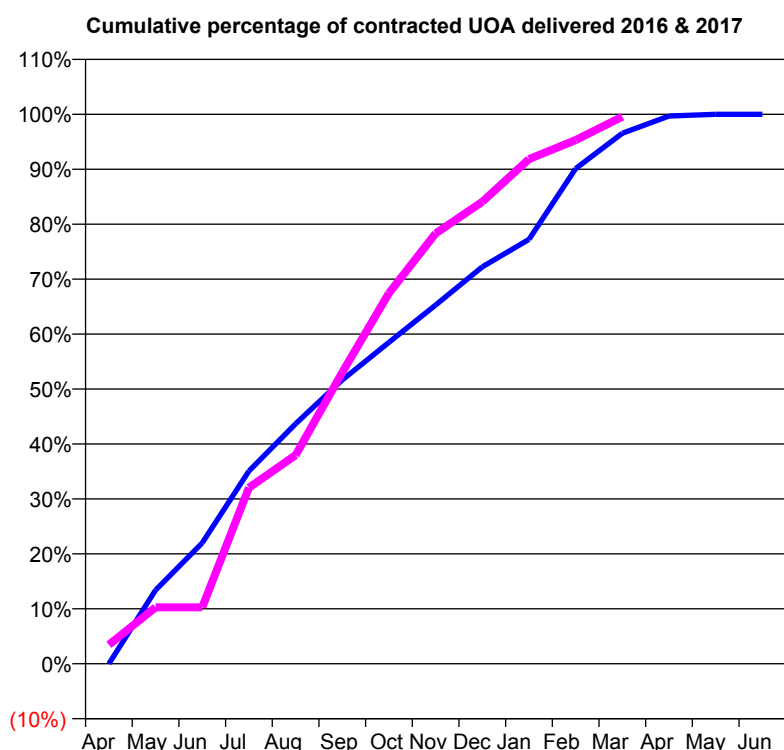
**Q69 - Vital Signs Orthodontic At a Glance Contract Report for 193607/0001 - March 2017**

Name or company name	Witney Brace Place
Contract type name	PDS Contract
Purpose of contract	Orthodontic
Contract start date	12/12/2011
Contract end date	31/03/2018

16/17 Contracted general activity (UDA)	0
Carry forward general activity (UDA)	0
16/17 Contracted orthodontic activity (UOA)	6,487
Carry forward orthodontic activity (UOA)	0
Baseline contract value	£411,690.04

**ACCESS**

	Contract	England and Wales
24 month ratio of assessments to patient IDs	1.11	1.09

**ACTIVITY**


Month	Adjusted Scheduled Activity (UOA)	
	2016	2017
April	0	225
May	870	666
June	1,427	666
July	2,275	2,078
August	2,833	2,463
September	3,351	3,441
October	3,795	4,375
November	4,235	5,081
December	4,686	5,454
January	5,010	5,957
February	5,846	6,182
March	6,263	6,458
April	6,466	
May	6,487	
June	6,487	

**QUALITY**

	Contract Quantity	Contract Base Number	Contract *	Region	England
% of all assessments that were assess and fit appliances (rolling 12 month period)	288	990	29.1%	58.8%	56.6%
% of all assessments that were assess and refuse (rolling 12 month period)	119	990	12.0%	10.3%	11.8%
% of all assessments that were assess and review (rolling 12 month period)	583	990	58.9%	30.9%	31.6%
% of terminated courses where treatment was abandoned or discontinued (rolling 12 month period)	7	272	2.6%	7.0%	7.7%
% of completed treatments indicating that PAR score was taken (year to date)	0	265	0.0%	55.6%	58.4%
Rate of removable appliances per 100 fixed appliances - proposed treatment (rolling 12 month period)	5	486	1.03	5.12	5.64
Rate of removable appliances per 100 fixed appliances - completed treatment (rolling 12 month period)	3	415	0.72	3.95	4.81
% of courses of treatment with removable appliances only - proposed treatment (rolling 12 month period)	4	288	1.4%	1.8%	2.0%
% of courses of treatment with removable appliances only - completed treatment (rolling 12 month period)	3	265	1.1%	1.7%	1.5%
% of patients satisfied with the treatment they have received (rolling 12 month period)	12	12	100.0%	96.9%	96.0%

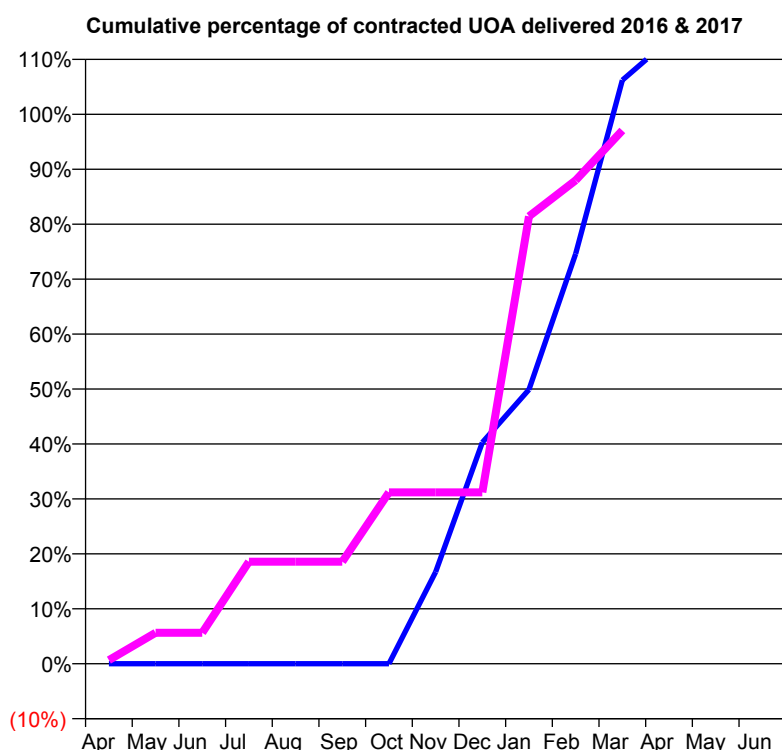
\* Figures in italics indicate that the base number is less than 100.

**Q69 - Vital Signs Orthodontic At a Glance Contract Report for 195332/0001 - March 2017**

Name or company name	Oxford Orthodontics Ltd
Contract type name	PDS Contract
Purpose of contract	Orthodontic
Contract start date	01/10/2015
Contract end date	31/03/2018

16/17 Contracted general activity (UDA)	0
Carry forward general activity (UDA)	0
16/17 Contracted orthodontic activity (UOA)	7,784
Carry forward orthodontic activity (UOA)	81
Baseline contract value	£494,002.66

ACCESS	Contract	England and Wales
24 month ratio of assessments to patient IDs	1.02	1.09

**ACTIVITY**


Month	Adjusted Scheduled Activity (UOA)	
	2016	2017
April	0	52
May	0	439
June	0	439
July	0	1,446
August	0	1,446
September	0	1,446
October	0	2,428
November	650	2,428
December	1,567	2,428
January	1,942	6,338
February	2,904	6,848
March	4,133	7,554
April	4,418	
May	4,418	
June	4,418	

**QUALITY**

	Contract Quantity	Contract Base Number	Contract *	Region	England
% of all assessments that were assess and fit appliances (rolling 12 month period)	360	754	47.7%	58.8%	56.6%
% of all assessments that were assess and refuse (rolling 12 month period)	136	754	18.0%	10.3%	11.8%
% of all assessments that were assess and review (rolling 12 month period)	258	754	34.2%	30.9%	31.6%
% of terminated courses where treatment was abandoned or discontinued (rolling 12 month period)	15	336	4.5%	7.0%	7.7%
% of completed treatments indicating that PAR score was taken (year to date)	272	320	85.0%	55.6%	58.4%
Rate of removable appliances per 100 fixed appliances - proposed treatment (rolling 12 month period)	11	710	1.55	5.12	5.64
Rate of removable appliances per 100 fixed appliances - completed treatment (rolling 12 month period)	2	632	0.32	3.95	4.81
% of courses of treatment with removable appliances only - proposed treatment (rolling 12 month period)	2	360	0.6%	1.8%	2.0%
% of courses of treatment with removable appliances only - completed treatment (rolling 12 month period)	1	321	0.3%	1.7%	1.5%
% of patients satisfied with the treatment they have received (rolling 12 month period)	11	11	100.0%	96.9%	96.0%

\* Figures in italics indicate that the base number is less than 100.

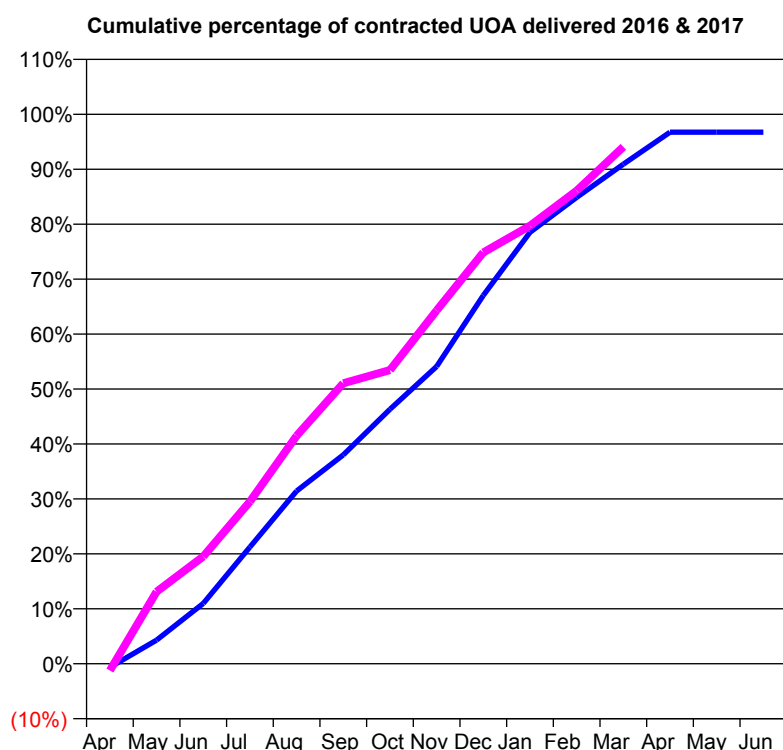
**Q69 - Vital Signs Orthodontic At a Glance Contract Report for 196355/0003 - March 2017**

Name or company name	Ortho-Tek Limited
Contract type name	PDS Contract
Purpose of contract	Orthodontic
Contract start date	01/04/2013
Contract end date	31/03/2018

16/17 Contracted general activity (UDA)	0
Carry forward general activity (UDA)	0
16/17 Contracted orthodontic activity (UOA)	5,265
Carry forward orthodontic activity (UOA)	66
Baseline contract value	£334,081.98

**ACCESS**

	Contract	England and Wales
24 month ratio of assessments to patient IDs	1.04	1.09

**ACTIVITY**


Month	Adjusted Scheduled Activity (UOA)	
	2016	2017
April	-35	-66
May	227	691
June	578	1,028
July	1,119	1,554
August	1,655	2,184
September	2,001	2,688
October	2,438	2,814
November	2,848	3,385
December	3,530	3,941
January	4,134	4,197
February	4,469	4,533
March	4,787	4,953
April	5,094	
May	5,094	
June	5,094	

**QUALITY**

	Contract Quantity	Contract Base Number	Contract *	Region	England
% of all assessments that were assess and fit appliances (rolling 12 month period)	260	299	87.0%	58.8%	56.6%
% of all assessments that were assess and refuse (rolling 12 month period)	19	299	6.4%	10.3%	11.8%
% of all assessments that were assess and review (rolling 12 month period)	20	299	6.7%	30.9%	31.6%
% of terminated courses where treatment was abandoned or discontinued (rolling 12 month period)	29	268	10.8%	7.0%	7.7%
% of completed treatments indicating that PAR score was taken (year to date)	57	239	23.8%	55.6%	58.4%
Rate of removable appliances per 100 fixed appliances - proposed treatment (rolling 12 month period)	2	513	0.39	5.12	5.64
Rate of removable appliances per 100 fixed appliances - completed treatment (rolling 12 month period)	2	472	0.42	3.95	4.81
% of courses of treatment with removable appliances only - proposed treatment (rolling 12 month period)	1	260	0.4%	1.8%	2.0%
% of courses of treatment with removable appliances only - completed treatment (rolling 12 month period)	0	239	0.0%	1.7%	1.5%
% of patients satisfied with the treatment they have received (rolling 12 month period)	14	15	93.3%	96.9%	96.0%

\* Figures in italics indicate that the base number is less than 100.

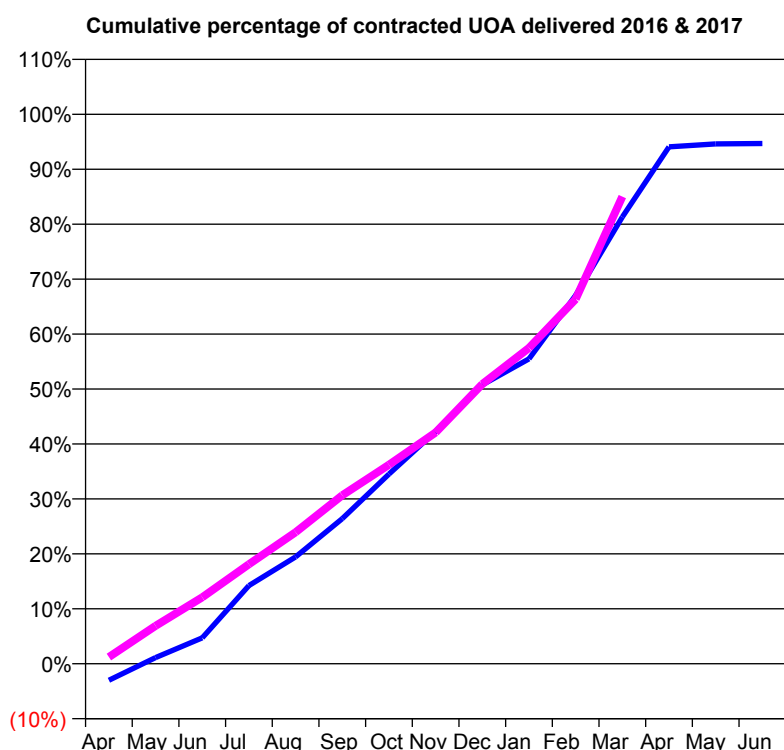
**Q69 - Vital Signs Orthodontic At a Glance Contract Report for 234249/0002 - March 2017**

Name or company name	The Orthodontic Centre (Reading) Ltd
Contract type name	PDS Contract
Purpose of contract	Orthodontic
Contract start date	01/04/2013
Contract end date	31/03/2018

16/17 Contracted general activity (UDA)	0
Carry forward general activity (UDA)	0
16/17 Contracted orthodontic activity (UOA)	32,639
Carry forward orthodontic activity (UOA)	0
Baseline contract value	£2,071,200.75

**ACCESS**

	Contract	England and Wales
24 month ratio of assessments to patient IDs	1.09	1.09

**ACTIVITY**


Month	Adjusted Scheduled Activity (UOA)	
	2016	2017
April	-988	398
May	371	2,256
June	1,539	3,952
July	4,648	5,909
August	6,352	7,813
September	8,622	10,005
October	11,269	11,818
November	13,803	13,737
December	16,567	16,614
January	18,113	18,758
February	21,885	21,659
March	26,538	27,750
April	30,702	
May	30,877	
June	30,903	

**QUALITY**

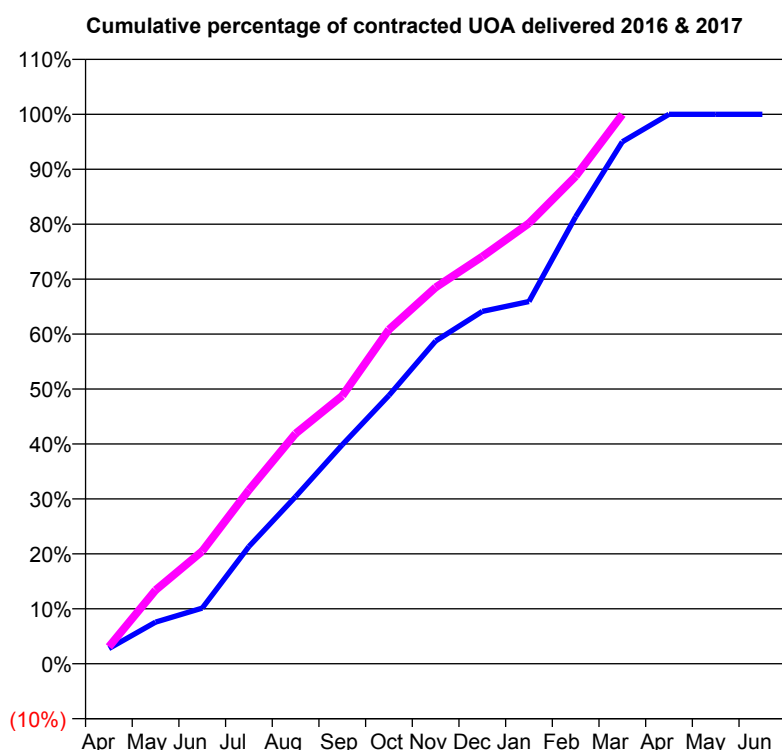
	Contract Quantity	Contract Base Number	Contract *	Region	England
% of all assessments that were assess and fit appliances (rolling 12 month period)	1,467	3,359	43.7%	58.8%	56.6%
% of all assessments that were assess and refuse (rolling 12 month period)	508	3,359	15.1%	10.3%	11.8%
% of all assessments that were assess and review (rolling 12 month period)	1,384	3,359	41.2%	30.9%	31.6%
% of terminated courses where treatment was abandoned or discontinued (rolling 12 month period)	63	1,143	5.5%	7.0%	7.7%
% of completed treatments indicating that PAR score was taken (year to date)	153	1,069	14.3%	55.6%	58.4%
Rate of removable appliances per 100 fixed appliances - proposed treatment (rolling 12 month period)	816	2,854	28.59	5.12	5.64
Rate of removable appliances per 100 fixed appliances - completed treatment (rolling 12 month period)	310	2,028	15.29	3.95	4.81
% of courses of treatment with removable appliances only - proposed treatment (rolling 12 month period)	34	1,467	2.3%	1.8%	2.0%
% of courses of treatment with removable appliances only - completed treatment (rolling 12 month period)	30	1,080	2.8%	1.7%	1.5%
% of patients satisfied with the treatment they have received (rolling 12 month period)	56	57	98.2%	96.9%	96.0%

\* Figures in italics indicate that the base number is less than 100.

**Q69 - Vital Signs Orthodontic At a Glance Contract Report for 274895/0002 - March 2017**

Name or company name	MR AL DAVEY	16/17 Contracted general activity (UDA)	0
Contract type name	PDS Contract	Carry forward general activity (UDA)	0
Purpose of contract	Orthodontic	16/17 Contracted orthodontic activity (UOA)	4,670
Contract start date	01/04/2006	Carry forward orthodontic activity (UOA)	0
Contract end date	31/03/2018	Baseline contract value	£296,376.21

ACCESS	Contract	England and Wales
24 month ratio of assessments to patient IDs	1.04	1.09

**ACTIVITY**


Month	Adjusted Scheduled Activity (UOA)	
	2016	2017
April	130	144
May	354	626
June	473	957
July	997	1,477
August	1,420	1,957
September	1,861	2,277
October	2,281	2,840
November	2,743	3,199
December	2,995	3,460
January	3,079	3,744
February	3,799	4,143
March	4,436	4,669
April	4,670	
May	4,670	
June	4,670	

QUALITY	Contract Quantity	Contract Base Number	Contract *	Region	England
% of all assessments that were assess and fit appliances (rolling 12 month period)	224	423	53.0%	58.8%	56.6%
% of all assessments that were assess and refuse (rolling 12 month period)	0	423	0.0%	10.3%	11.8%
% of all assessments that were assess and review (rolling 12 month period)	199	423	47.0%	30.9%	31.6%
% of terminated courses where treatment was abandoned or discontinued (rolling 12 month period)	17	228	7.5%	7.0%	7.7%
% of completed treatments indicating that PAR score was taken (year to date)	211	211	100.0%	55.6%	58.4%
Rate of removable appliances per 100 fixed appliances - proposed treatment (rolling 12 month period)	0	448	0.00	5.12	5.64
Rate of removable appliances per 100 fixed appliances - completed treatment (rolling 12 month period)	0	421	0.00	3.95	4.81
% of courses of treatment with removable appliances only - proposed treatment (rolling 12 month period)	0	224	0.0%	1.8%	2.0%
% of courses of treatment with removable appliances only - completed treatment (rolling 12 month period)	0	211	0.0%	1.7%	1.5%
% of patients satisfied with the treatment they have received (rolling 12 month period)	12	12	100.0%	96.9%	96.0%

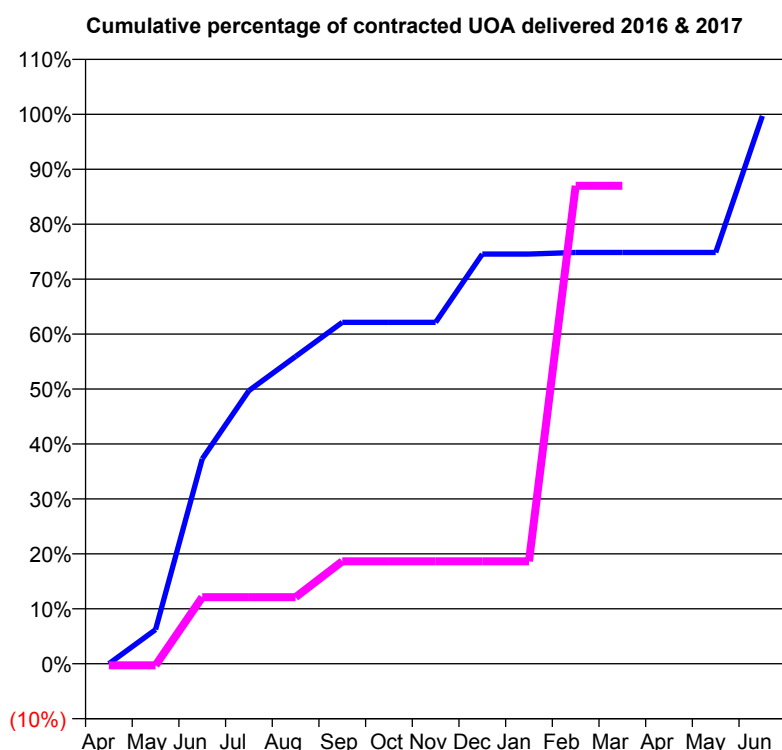
\* Figures in italics indicate that the base number is less than 100.

**Q69 - Vital Signs Orthodontic At a Glance Contract Report for 321737/0001 - March 2017**

Name or company name	MISS JA KESKA
Contract type name	PDS Contract
Purpose of contract	Orthodontic
Contract start date	01/04/2006
Contract end date	31/03/2018

16/17 Contracted general activity (UDA)	0
Carry forward general activity (UDA)	0
16/17 Contracted orthodontic activity (UOA)	338
Carry forward orthodontic activity (UOA)	1
Baseline contract value	£21,450.78

ACCESS	Contract	England and Wales
24 month ratio of assessments to patient IDs	1.00	1.09

**ACTIVITY**


Month	Adjusted Scheduled Activity (UOA)	
	2016	2017
April	0	-1
May	21	-1
June	126	41
July	168	41
August	189	41
September	210	63
October	210	63
November	210	63
December	252	63
January	252	63
February	253	294
March	253	294
April	253	
May	253	
June	337	

**QUALITY**

	Contract Quantity	Contract Base Number	Contract *	Region	England
% of all assessments that were assess and fit appliances (rolling 12 month period)	18	20	90.0%	58.8%	56.6%
% of all assessments that were assess and refuse (rolling 12 month period)	2	20	10.0%	10.3%	11.8%
% of all assessments that were assess and review (rolling 12 month period)	0	20	0.0%	30.9%	31.6%
% of terminated courses where treatment was abandoned or discontinued (rolling 12 month period)	0	16	0.0%	7.0%	7.7%
% of completed treatments indicating that PAR score was taken (year to date)	10	16	62.5%	55.6%	58.4%
Rate of removable appliances per 100 fixed appliances - proposed treatment (rolling 12 month period)	1	36	2.78	5.12	5.64
Rate of removable appliances per 100 fixed appliances - completed treatment (rolling 12 month period)	0	31	0.00	3.95	4.81
% of courses of treatment with removable appliances only - proposed treatment (rolling 12 month period)	0	18	0.0%	1.8%	2.0%
% of courses of treatment with removable appliances only - completed treatment (rolling 12 month period)	0	16	0.0%	1.7%	1.5%
% of patients satisfied with the treatment they have received (rolling 12 month period)	0	0	N/A	96.9%	96.0%

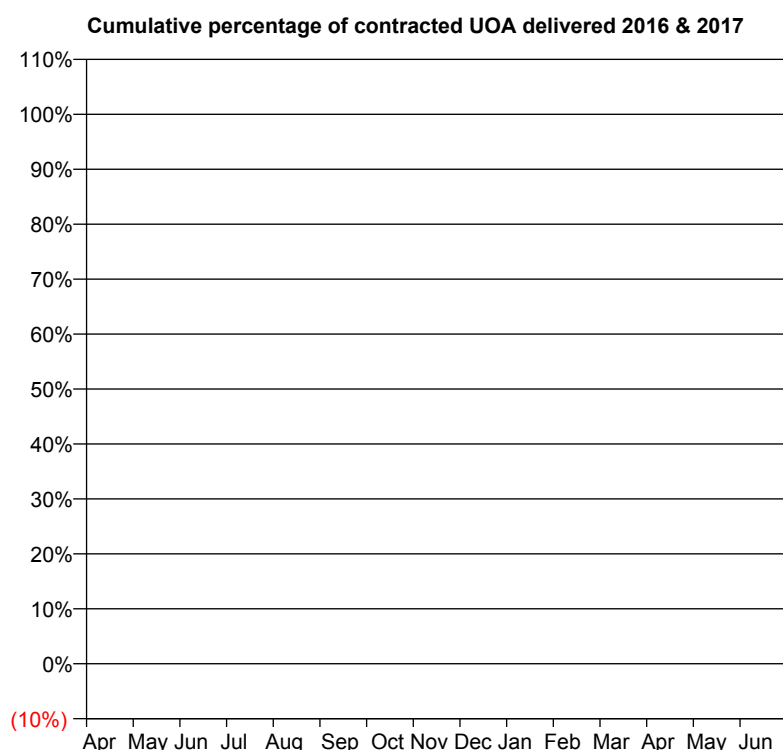
\* Figures in italics indicate that the base number is less than 100.



**Q69 - Vital Signs Orthodontic At a Glance Contract Report for 351458/0001 - March 2017**

Name or company name	McAleavey and Padget	16/17 Contracted general activity (UDA)	1,443
Contract type name	GDS Contract	Carry forward general activity (UDA)	0
Purpose of contract	General	16/17 Contracted orthodontic activity (UOA)	0
Contract start date	01/04/2006	Carry forward orthodontic activity (UOA)	0
Contract end date		Baseline contract value	£34,018.30

ACCESS	Contract	England and Wales
24 month ratio of assessments to patient IDs	1.00	1.09

**ACTIVITY**


Month	Adjusted Scheduled Activity (UOA)	
	2016	2017
April	0	0
May	0	0
June	1	0
July	1	1
August	23	1
September	23	1
October	1	22
November	1	1
December	1	2
January	2	65
February	23	2
March	23	2
April	23	
May	23	
June	23	

**QUALITY**

	Contract Quantity	Contract Base Number	Contract *	Region	England
% of all assessments that were assess and fit appliances (rolling 12 month period)	4	7	57.1%	58.8%	56.6%
% of all assessments that were assess and refuse (rolling 12 month period)	1	7	14.3%	10.3%	11.8%
% of all assessments that were assess and review (rolling 12 month period)	2	7	28.6%	30.9%	31.6%
% of terminated courses where treatment was abandoned or discontinued (rolling 12 month period)	0	0	N/A	7.0%	7.7%
% of completed treatments indicating that PAR score was taken (year to date)	0	0	N/A	55.6%	58.4%
Rate of removable appliances per 100 fixed appliances - proposed treatment (rolling 12 month period)	0	6	0.00	5.12	5.64
Rate of removable appliances per 100 fixed appliances - completed treatment (rolling 12 month period)	0	0	N/A	3.95	4.81
% of courses of treatment with removable appliances only - proposed treatment (rolling 12 month period)	0	4	0.0%	1.8%	2.0%
% of courses of treatment with removable appliances only - completed treatment (rolling 12 month period)	0	0	N/A	1.7%	1.5%
% of patients satisfied with the treatment they have received (rolling 12 month period)	1	1	100.0%	96.9%	96.0%

\* Figures in italics indicate that the base number is less than 100.

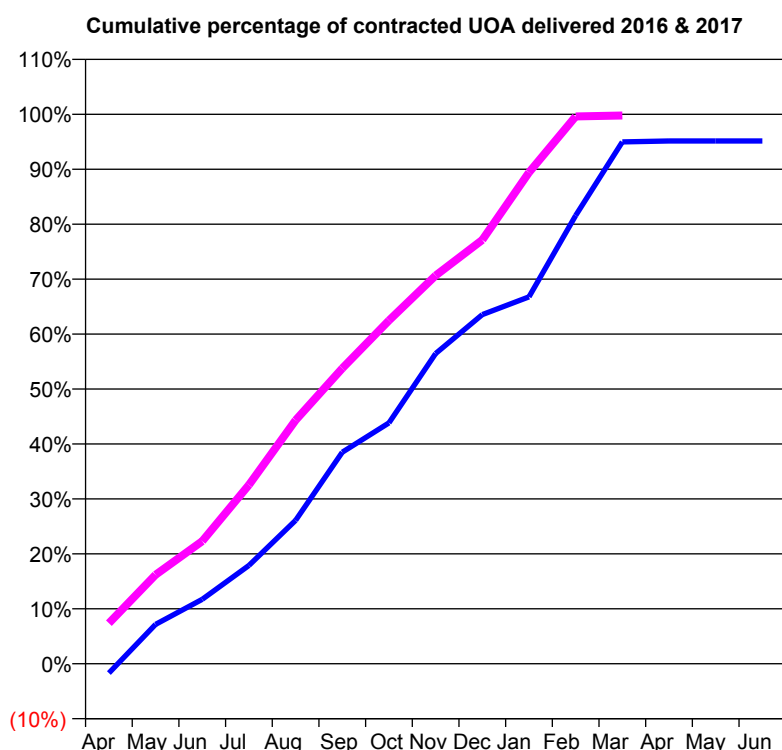
**Q69 - Vital Signs Orthodontic At a Glance Contract Report for 351458/0002 - March 2017**

Name or company name	Temple Square Dental Ltd
Contract type name	PDS Contract
Purpose of contract	Orthodontic
Contract start date	01/04/2006
Contract end date	31/03/2018

16/17 Contracted general activity (UDA)	0
Carry forward general activity (UDA)	0
16/17 Contracted orthodontic activity (UOA)	2,940
Carry forward orthodontic activity (UOA)	0
Baseline contract value	£186,583.74

**ACCESS**

	Contract	England and Wales
24 month ratio of assessments to patient IDs	1.03	1.09

**ACTIVITY**


Month	Adjusted Scheduled Activity (UOA)	
	2016	2017
April	-50	217
May	211	476
June	345	656
July	526	957
August	767	1,303
September	1,132	1,581
October	1,289	1,837
November	1,660	2,077
December	1,868	2,268
January	1,963	2,629
February	2,398	2,928
March	2,792	2,933
April	2,797	
May	2,797	
June	2,797	

**QUALITY**

	Contract Quantity	Contract Base Number	Contract *	Region	England
% of all assessments that were assess and fit appliances (rolling 12 month period)	137	215	63.7%	58.8%	56.6%
% of all assessments that were assess and refuse (rolling 12 month period)	18	215	8.4%	10.3%	11.8%
% of all assessments that were assess and review (rolling 12 month period)	60	215	27.9%	30.9%	31.6%
% of terminated courses where treatment was abandoned or discontinued (rolling 12 month period)	3	115	2.6%	7.0%	7.7%
% of completed treatments indicating that PAR score was taken (year to date)	32	112	28.6%	55.6%	58.4%
Rate of removable appliances per 100 fixed appliances - proposed treatment (rolling 12 month period)	6	267	2.25	5.12	5.64
Rate of removable appliances per 100 fixed appliances - completed treatment (rolling 12 month period)	19	206	9.22	3.95	4.81
% of courses of treatment with removable appliances only - proposed treatment (rolling 12 month period)	1	137	0.7%	1.8%	2.0%
% of courses of treatment with removable appliances only - completed treatment (rolling 12 month period)	2	112	1.8%	1.7%	1.5%
% of patients satisfied with the treatment they have received (rolling 12 month period)	5	5	100.0%	96.9%	96.0%

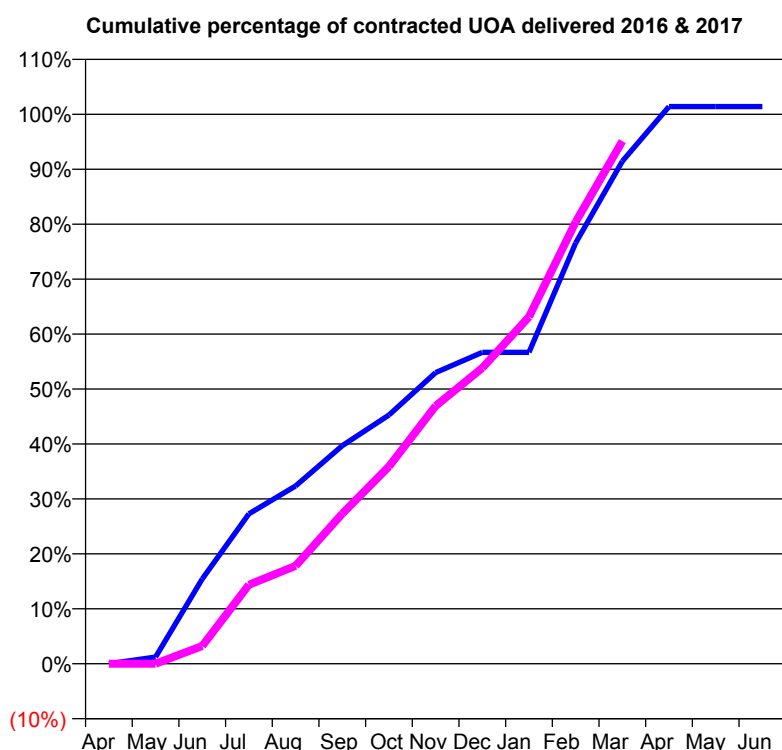
\* Figures in italics indicate that the base number is less than 100.

**Q69 - Vital Signs Orthodontic At a Glance Contract Report for 657131/0002 - March 2017**

Name or company name	MR PO ILORI
Contract type name	PDS Contract
Purpose of contract	Orthodontic
Contract start date	01/04/2015
Contract end date	31/03/2018

16/17 Contracted general activity (UDA)	0
Carry forward general activity (UDA)	0
16/17 Contracted orthodontic activity (UOA)	19,286
Carry forward orthodontic activity (UOA)	0
Baseline contract value	£1,223,963.94

ACCESS	Contract	England and Wales
24 month ratio of assessments to patient IDs	1.07	1.09

**ACTIVITY**


Month	Adjusted Scheduled Activity (UOA)	
	2016	2017
April	0	0
May	238	0
June	3,000	623
July	5,304	2,773
August	6,288	3,438
September	7,711	5,267
October	8,796	6,925
November	10,297	9,051
December	11,014	10,381
January	11,014	12,177
February	14,881	15,506
March	17,770	18,344
April	19,705	
May	19,705	
June	19,705	

QUALITY	Contract Quantity	Contract Base Number	Contract *	Region	England
% of all assessments that were assess and fit appliances (rolling 12 month period)	939	1,591	59.0%	58.8%	56.6%
% of all assessments that were assess and refuse (rolling 12 month period)	10	1,591	0.6%	10.3%	11.8%
% of all assessments that were assess and review (rolling 12 month period)	642	1,591	40.4%	30.9%	31.6%
% of terminated courses where treatment was abandoned or discontinued (rolling 12 month period)	14	879	1.6%	7.0%	7.7%
% of completed treatments indicating that PAR score was taken (year to date)	461	863	53.4%	55.6%	58.4%
Rate of removable appliances per 100 fixed appliances - proposed treatment (rolling 12 month period)	4	1,858	0.22	5.12	5.64
Rate of removable appliances per 100 fixed appliances - completed treatment (rolling 12 month period)	0	1,717	0.00	3.95	4.81
% of courses of treatment with removable appliances only - proposed treatment (rolling 12 month period)	2	939	0.2%	1.8%	2.0%
% of courses of treatment with removable appliances only - completed treatment (rolling 12 month period)	0	865	0.0%	1.7%	1.5%
% of patients satisfied with the treatment they have received (rolling 12 month period)	33	36	91.7%	96.9%	96.0%

\* Figures in italics indicate that the base number is less than 100.

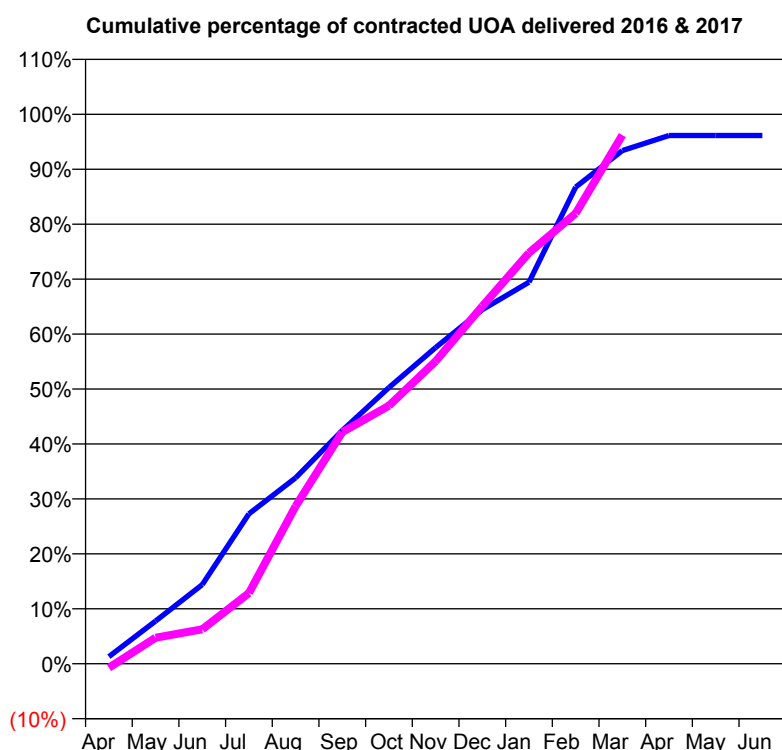
**Q69 - Vital Signs Orthodontic At a Glance Contract Report for 754390/0001 - March 2017**

Name or company name	MR MD NORTHWOOD
Contract type name	PDS Contract
Purpose of contract	Orthodontic
Contract start date	01/04/2006
Contract end date	31/03/2018

16/17 Contracted general activity (UDA)	0
Carry forward general activity (UDA)	0
16/17 Contracted orthodontic activity (UOA)	12,740
Carry forward orthodontic activity (UOA)	493
Baseline contract value	£808,529.53

**ACCESS**

	Contract	England and Wales
24 month ratio of assessments to patient IDs	1.42	1.09

**ACTIVITY**


Month	Adjusted Scheduled Activity (UOA)	
	2016	2017
April	166	-93
May	990	604
June	1,836	799
July	3,476	1,641
August	4,311	3,654
September	5,408	5,373
October	6,404	5,985
November	7,331	7,012
December	8,210	8,291
January	8,846	9,528
February	11,050	10,441
March	11,899	12,257
April	12,247	
May	12,247	
June	12,247	

**QUALITY**

	Contract Quantity	Contract Base Number	Contract *	Region	England
% of all assessments that were assess and fit appliances (rolling 12 month period)	569	1,826	31.2%	58.8%	56.6%
% of all assessments that were assess and refuse (rolling 12 month period)	159	1,826	8.7%	10.3%	11.8%
% of all assessments that were assess and review (rolling 12 month period)	1,098	1,826	60.1%	30.9%	31.6%
% of terminated courses where treatment was abandoned or discontinued (rolling 12 month period)	10	476	2.1%	7.0%	7.7%
% of completed treatments indicating that PAR score was taken (year to date)	449	466	96.4%	55.6%	58.4%
Rate of removable appliances per 100 fixed appliances - proposed treatment (rolling 12 month period)	35	1,112	3.15	5.12	5.64
Rate of removable appliances per 100 fixed appliances - completed treatment (rolling 12 month period)	18	897	2.01	3.95	4.81
% of courses of treatment with removable appliances only - proposed treatment (rolling 12 month period)	6	569	1.1%	1.8%	2.0%
% of courses of treatment with removable appliances only - completed treatment (rolling 12 month period)	6	466	1.3%	1.7%	1.5%
% of patients satisfied with the treatment they have received (rolling 12 month period)	21	21	100.0%	96.9%	96.0%

\* Figures in italics indicate that the base number is less than 100.

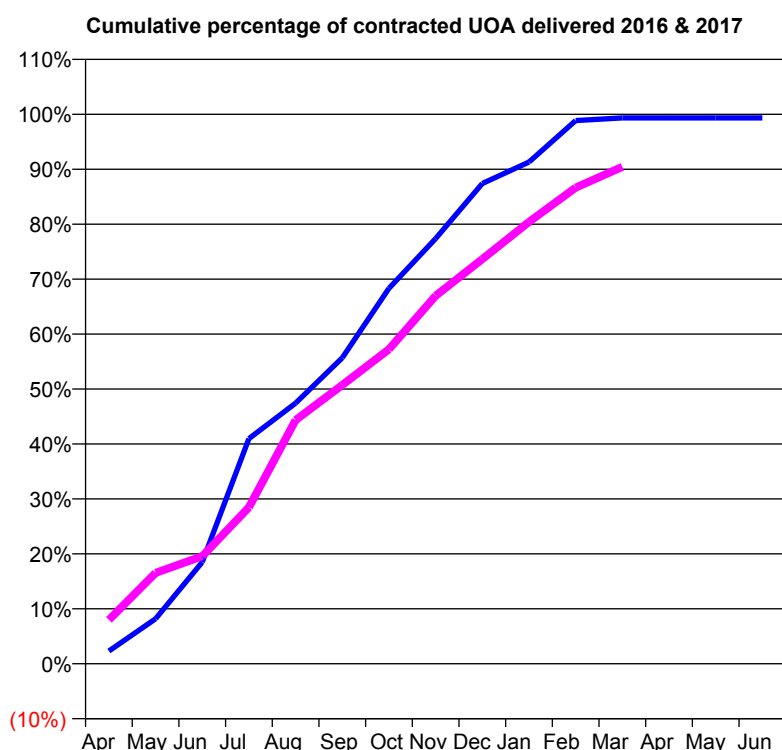
**Q69 - Vital Signs Orthodontic At a Glance Contract Report for 754668/0001 - March 2017**

Name or company name	MISS FM LEAHY
Contract type name	PDS Contract
Purpose of contract	Orthodontic
Contract start date	01/04/2006
Contract end date	31/03/2018

16/17 Contracted general activity (UDA)	0
Carry forward general activity (UDA)	0
16/17 Contracted orthodontic activity (UOA)	4,482
Carry forward orthodontic activity (UOA)	30
Baseline contract value	£284,445.00

**ACCESS**

	Contract	England and Wales
24 month ratio of assessments to patient IDs	1.16	1.09

**ACTIVITY**


Month	Adjusted Scheduled Activity (UOA)	
	2016	2017
April	104	358
May	367	741
June	829	877
July	1,837	1,276
August	2,126	1,988
September	2,496	2,274
October	3,062	2,565
November	3,468	3,001
December	3,917	3,301
January	4,092	3,604
February	4,431	3,884
March	4,452	4,053
April	4,452	
May	4,452	
June	4,452	

**QUALITY**

	Contract Quantity	Contract Base Number	Contract *	Region	England
% of all assessments that were assess and fit appliances (rolling 12 month period)	179	608	29.4%	58.8%	56.6%
% of all assessments that were assess and refuse (rolling 12 month period)	124	608	20.4%	10.3%	11.8%
% of all assessments that were assess and review (rolling 12 month period)	305	608	50.2%	30.9%	31.6%
% of terminated courses where treatment was abandoned or discontinued (rolling 12 month period)	5	189	2.6%	7.0%	7.7%
% of completed treatments indicating that PAR score was taken (year to date)	24	184	13.0%	55.6%	58.4%
Rate of removable appliances per 100 fixed appliances - proposed treatment (rolling 12 month period)	45	344	13.08	5.12	5.64
Rate of removable appliances per 100 fixed appliances - completed treatment (rolling 12 month period)	25	355	7.04	3.95	4.81
% of courses of treatment with removable appliances only - proposed treatment (rolling 12 month period)	6	179	3.4%	1.8%	2.0%
% of courses of treatment with removable appliances only - completed treatment (rolling 12 month period)	4	184	2.2%	1.7%	1.5%
% of patients satisfied with the treatment they have received (rolling 12 month period)	6	6	100.0%	96.9%	96.0%

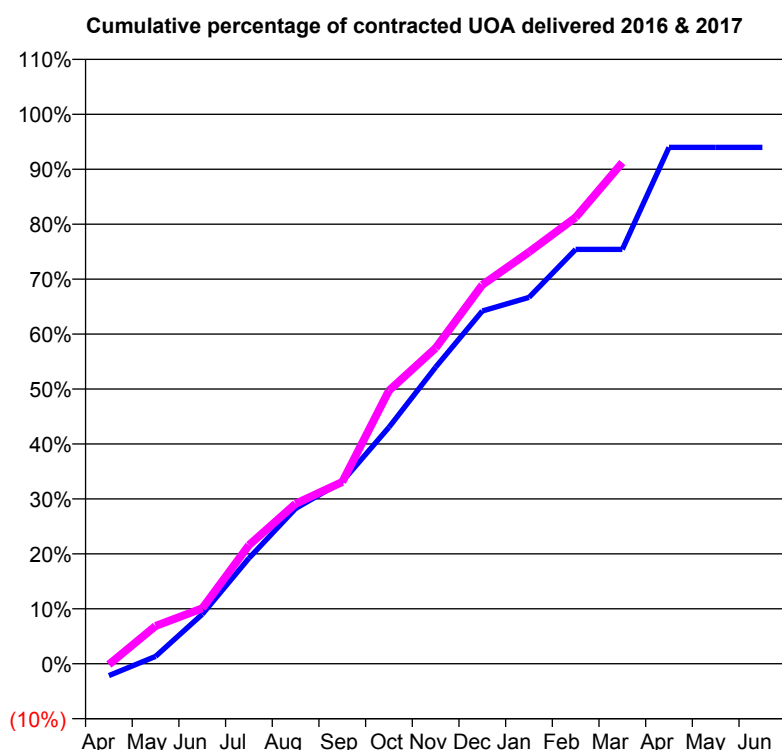
\* Figures in italics indicate that the base number is less than 100.

**Q69 - Vital Signs Orthodontic At a Glance Contract Report for 775215/0009 - March 2017**

Name or company name	MR C PATEL
Contract type name	PDS Contract
Purpose of contract	Orthodontic
Contract start date	01/04/2013
Contract end date	31/03/2018

16/17 Contracted general activity (UDA)	0
Carry forward general activity (UDA)	0
16/17 Contracted orthodontic activity (UOA)	1,843
Carry forward orthodontic activity (UOA)	45
Baseline contract value	£116,984.21

ACCESS	Contract	England and Wales
24 month ratio of assessments to patient IDs	1.26	1.09

**ACTIVITY**


Month	Adjusted Scheduled Activity (UOA)	
	2016	2017
April	-40	-3
May	25	127
June	166	186
July	354	398
August	521	537
September	611	610
October	793	916
November	995	1,059
December	1,183	1,271
January	1,229	1,381
February	1,390	1,497
March	1,390	1,681
April	1,732	
May	1,732	
June	1,732	

**QUALITY**

	Contract Quantity	Contract Base Number	Contract *	Region	England
% of all assessments that were assess and fit appliances (rolling 12 month period)	90	306	29.4%	58.8%	56.6%
% of all assessments that were assess and refuse (rolling 12 month period)	55	306	18.0%	10.3%	11.8%
% of all assessments that were assess and review (rolling 12 month period)	161	306	52.6%	30.9%	31.6%
% of terminated courses where treatment was abandoned or discontinued (rolling 12 month period)	3	19	15.8%	7.0%	7.7%
% of completed treatments indicating that PAR score was taken (year to date)	16	16	100.0%	55.6%	58.4%
Rate of removable appliances per 100 fixed appliances - proposed treatment (rolling 12 month period)	0	30	0.00	5.12	5.64
Rate of removable appliances per 100 fixed appliances - completed treatment (rolling 12 month period)	0	0	N/A	3.95	4.81
% of courses of treatment with removable appliances only - proposed treatment (rolling 12 month period)	0	90	0.0%	1.8%	2.0%
% of courses of treatment with removable appliances only - completed treatment (rolling 12 month period)	0	16	0.0%	1.7%	1.5%
% of patients satisfied with the treatment they have received (rolling 12 month period)	0	0	N/A	96.9%	96.0%

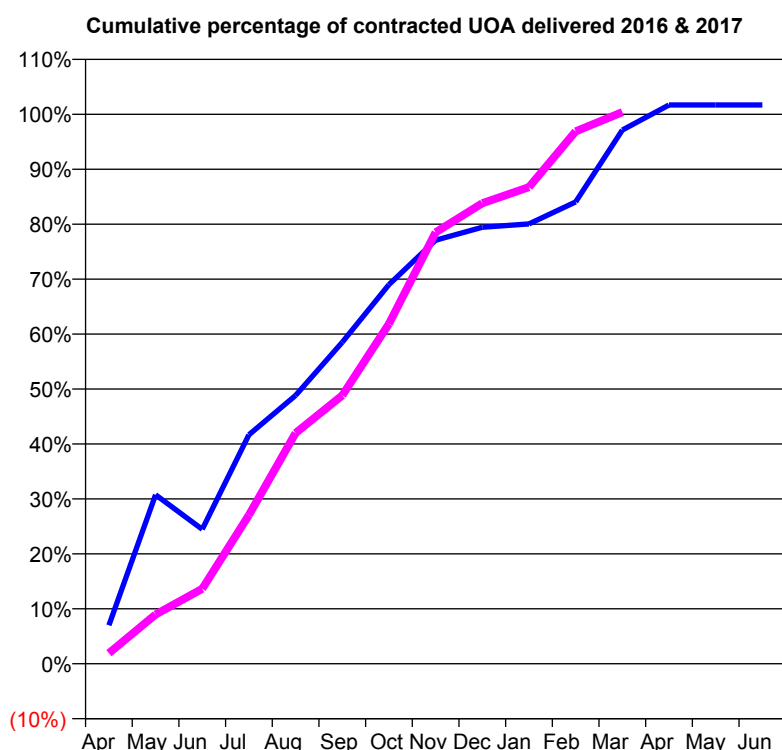
\* Figures in italics indicate that the base number is less than 100.

**Q69 - Vital Signs Orthodontic At a Glance Contract Report for 803480/0003 - March 2017**

Name or company name	MR MY CHEUNG
Contract type name	PDS Contract
Purpose of contract	Orthodontic
Contract start date	01/04/2013
Contract end date	31/03/2018

16/17 Contracted general activity (UDA)	0
Carry forward general activity (UDA)	0
16/17 Contracted orthodontic activity (UOA)	3,599
Carry forward orthodontic activity (UOA)	0
Baseline contract value	£228,386.71

ACCESS	Contract	England and Wales
24 month ratio of assessments to patient IDs	1.04	1.09

**ACTIVITY**


Month	Adjusted Scheduled Activity (UOA)	
	2016	2017
April	252	69
May	1,107	323
June	881	491
July	1,500	974
August	1,758	1,511
September	2,106	1,758
October	2,483	2,227
November	2,774	2,826
December	2,859	3,016
January	2,881	3,122
February	3,025	3,487
March	3,496	3,613
April	3,660	
May	3,660	
June	3,660	

**QUALITY**

	Contract Quantity	Contract Base Number	Contract *	Region	England
% of all assessments that were assess and fit appliances (rolling 12 month period)	171	360	47.5%	58.8%	56.6%
% of all assessments that were assess and refuse (rolling 12 month period)	0	360	0.0%	10.3%	11.8%
% of all assessments that were assess and review (rolling 12 month period)	189	360	52.5%	30.9%	31.6%
% of terminated courses where treatment was abandoned or discontinued (rolling 12 month period)	9	163	5.5%	7.0%	7.7%
% of completed treatments indicating that PAR score was taken (year to date)	140	154	90.9%	55.6%	58.4%
Rate of removable appliances per 100 fixed appliances - proposed treatment (rolling 12 month period)	0	342	0.00	5.12	5.64
Rate of removable appliances per 100 fixed appliances - completed treatment (rolling 12 month period)	0	300	0.00	3.95	4.81
% of courses of treatment with removable appliances only - proposed treatment (rolling 12 month period)	0	171	0.0%	1.8%	2.0%
% of courses of treatment with removable appliances only - completed treatment (rolling 12 month period)	0	154	0.0%	1.7%	1.5%
% of patients satisfied with the treatment they have received (rolling 12 month period)	12	12	100.0%	96.9%	96.0%

\* Figures in italics indicate that the base number is less than 100.

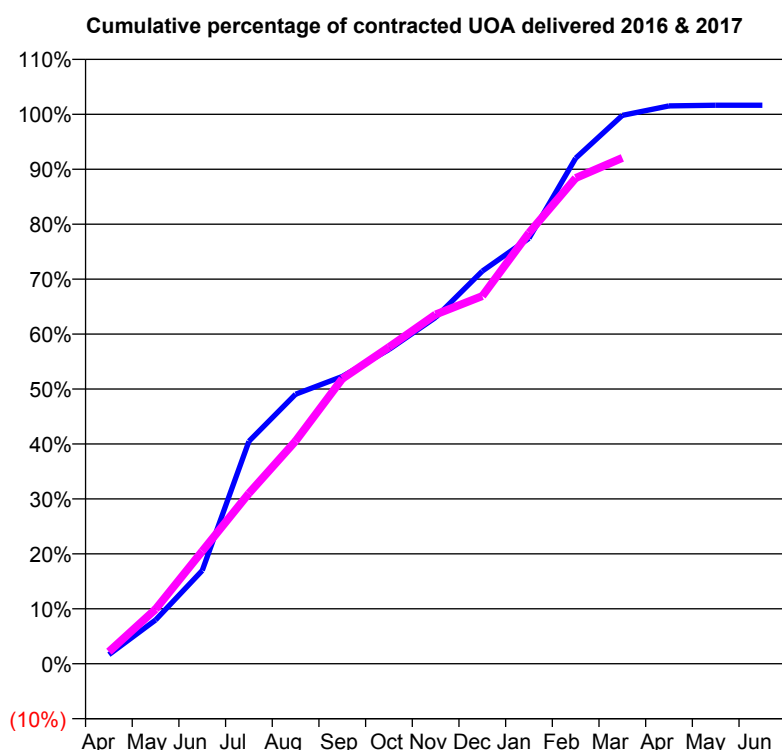
**Q69 - Vital Signs Orthodontic At a Glance Contract Report for 839175/0005 - March 2017**

Name or company name	MR U BOSE
Contract type name	PDS Contract
Purpose of contract	Orthodontic
Contract start date	01/04/2013
Contract end date	31/03/2018

16/17 Contracted general activity (UDA)	0
Carry forward general activity (UDA)	0
16/17 Contracted orthodontic activity (UOA)	5,391
Carry forward orthodontic activity (UOA)	0
Baseline contract value	£342,134.95

**ACCESS**

	Contract	England and Wales
24 month ratio of assessments to patient IDs	1.36	1.09

**ACTIVITY**


Month	Adjusted Scheduled Activity (UOA)	
	2016	2017
April	90	118
May	430	536
June	915	1,105
July	2,183	1,673
August	2,645	2,186
September	2,819	2,796
October	3,083	3,107
November	3,398	3,427
December	3,852	3,608
January	4,174	4,227
February	4,960	4,765
March	5,380	4,963
April	5,473	
May	5,479	
June	5,479	

**QUALITY**

	Contract Quantity	Contract Base Number	Contract *	Region	England
% of all assessments that were assess and fit appliances (rolling 12 month period)	240	522	46.0%	58.8%	56.6%
% of all assessments that were assess and refuse (rolling 12 month period)	12	522	2.3%	10.3%	11.8%
% of all assessments that were assess and review (rolling 12 month period)	270	522	51.7%	30.9%	31.6%
% of terminated courses where treatment was abandoned or discontinued (rolling 12 month period)	6	183	3.3%	7.0%	7.7%
% of completed treatments indicating that PAR score was taken (year to date)	157	177	88.7%	55.6%	58.4%
Rate of removable appliances per 100 fixed appliances - proposed treatment (rolling 12 month period)	7	247	2.83	5.12	5.64
Rate of removable appliances per 100 fixed appliances - completed treatment (rolling 12 month period)	0	2	0.00	3.95	4.81
% of courses of treatment with removable appliances only - proposed treatment (rolling 12 month period)	1	240	0.4%	1.8%	2.0%
% of courses of treatment with removable appliances only - completed treatment (rolling 12 month period)	0	177	0.0%	1.7%	1.5%
% of patients satisfied with the treatment they have received (rolling 12 month period)	9	10	90.0%	96.9%	96.0%

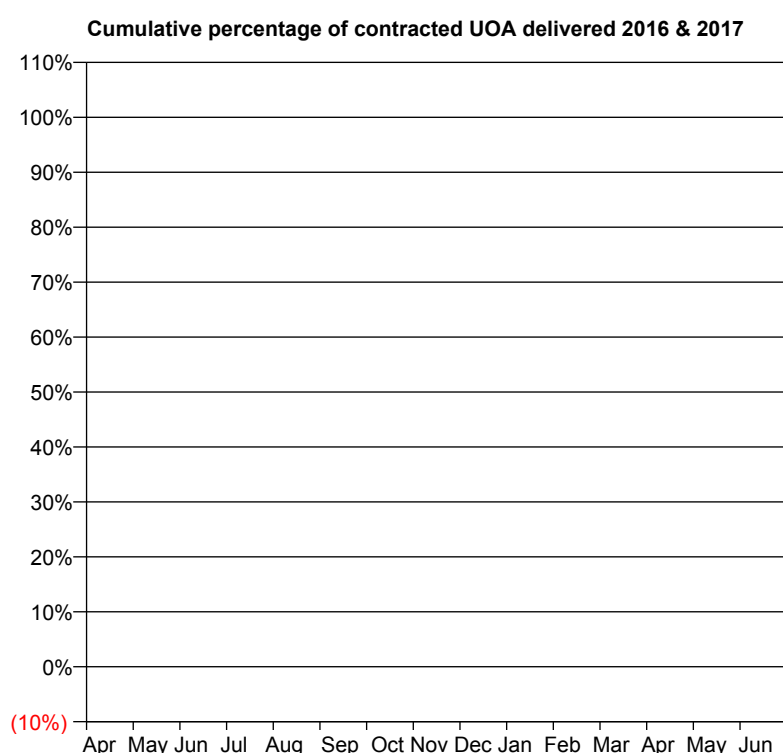
\* Figures in italics indicate that the base number is less than 100.



**Q69 - Vital Signs Orthodontic At a Glance Contract Report for 924865/0003 - March 2017**

Name or company name	Owlsmoor Dental Surgery	16/17 Contracted general activity (UDA)	675
Contract type name	GDS Contract	Carry forward general activity (UDA)	13
Purpose of contract	General	16/17 Contracted orthodontic activity (UOA)	0
Contract start date	28/05/2013	Carry forward orthodontic activity (UOA)	0
Contract end date		Baseline contract value	£17,717.26

ACCESS	Contract	England and Wales
24 month ratio of assessments to patient IDs	1.00	1.09

**ACTIVITY**


Adjusted Scheduled Activity (UOA)		
Month	2016	2017
April	0	0
May	0	0
June	0	0
July	0	0
August	0	0
September	0	0
October	0	0
November	0	1
December	0	1
January	0	1
February	0	1
March	0	1
April	0	
May	0	
June	0	

**QUALITY**

	Contract Quantity	Contract Base Number	Contract *	Region	England
% of all assessments that were assess and fit appliances (rolling 12 month period)	0	1	0.0%	58.8%	56.6%
% of all assessments that were assess and refuse (rolling 12 month period)	1	1	100.0%	10.3%	11.8%
% of all assessments that were assess and review (rolling 12 month period)	0	1	0.0%	30.9%	31.6%
% of terminated courses where treatment was abandoned or discontinued (rolling 12 month period)	0	0	N/A	7.0%	7.7%
% of completed treatments indicating that PAR score was taken (year to date)	0	0	N/A	55.6%	58.4%
Rate of removable appliances per 100 fixed appliances - proposed treatment (rolling 12 month period)	0	0	N/A	5.12	5.64
Rate of removable appliances per 100 fixed appliances - completed treatment (rolling 12 month period)	0	0	N/A	3.95	4.81
% of courses of treatment with removable appliances only - proposed treatment (rolling 12 month period)	0	0	N/A	1.8%	2.0%
% of courses of treatment with removable appliances only - completed treatment (rolling 12 month period)	0	0	N/A	1.7%	1.5%
% of patients satisfied with the treatment they have received (rolling 12 month period)	0	0	N/A	96.9%	96.0%

\* Figures in italics indicate that the base number is less than 100.

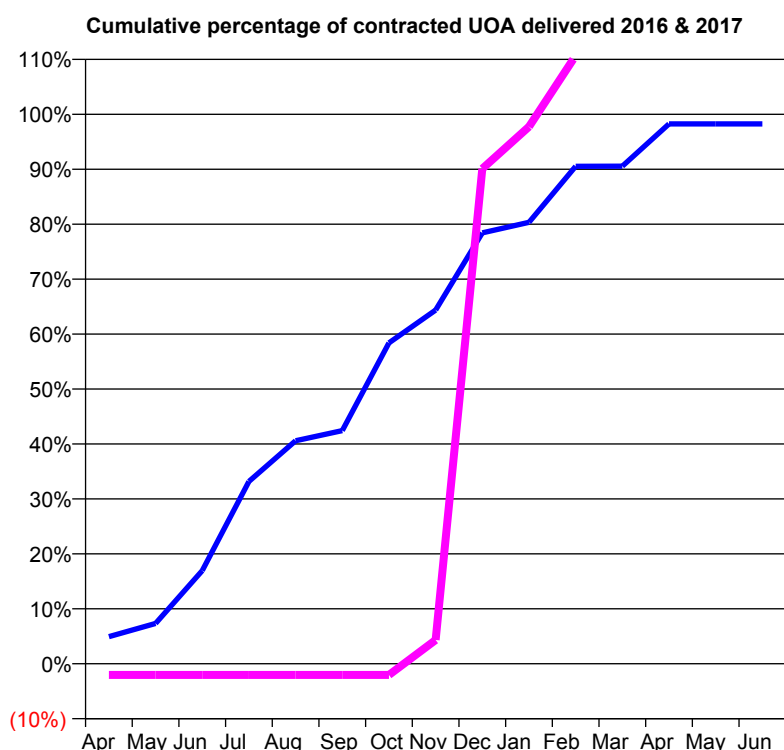
**Q70 - Vital Signs Orthodontic At a Glance Contract Report for 101338/0091 - March 2017**

Name or company name	Whitecross Dental Care Limited
Contract type name	GDS Contract
Purpose of contract	Orthodontic
Contract start date	20/07/2009
Contract end date	31/03/2018

16/17 Contracted general activity (UDA)	0
Carry forward general activity (UDA)	0
16/17 Contracted orthodontic activity (UOA)	3,017
Carry forward orthodontic activity (UOA)	62
Baseline contract value	£179,591.19

**ACCESS**

	Contract	England and Wales
24 month ratio of assessments to patient IDs	1.01	1.09

**ACTIVITY**


Month	Adjusted Scheduled Activity (UOA)	
	2016	2017
April	174	-62
May	258	-62
June	596	-62
July	1,167	-62
August	1,427	-62
September	1,492	-62
October	2,054	-62
November	2,264	131
December	2,758	2,718
January	2,825	2,949
February	3,184	3,339
March	3,185	3,423
April	3,455	
May	3,455	
June	3,455	

**QUALITY**

	Contract Quantity	Contract Base Number	Contract *	Region	England
% of all assessments that were assess and fit appliances (rolling 12 month period)	180	223	80.7%	58.8%	56.6%
% of all assessments that were assess and refuse (rolling 12 month period)	29	223	13.0%	10.3%	11.8%
% of all assessments that were assess and review (rolling 12 month period)	14	223	6.3%	30.9%	31.6%
% of terminated courses where treatment was abandoned or discontinued (rolling 12 month period)	19	140	13.6%	7.0%	7.7%
% of completed treatments indicating that PAR score was taken (year to date)	78	121	64.5%	55.6%	58.4%
Rate of removable appliances per 100 fixed appliances - proposed treatment (rolling 12 month period)	53	345	15.36	5.12	5.64
Rate of removable appliances per 100 fixed appliances - completed treatment (rolling 12 month period)	1	240	0.42	3.95	4.81
% of courses of treatment with removable appliances only - proposed treatment (rolling 12 month period)	4	180	2.2%	1.8%	2.0%
% of courses of treatment with removable appliances only - completed treatment (rolling 12 month period)	0	121	0.0%	1.7%	1.5%
% of patients satisfied with the treatment they have received (rolling 12 month period)	10	12	83.3%	96.9%	96.0%

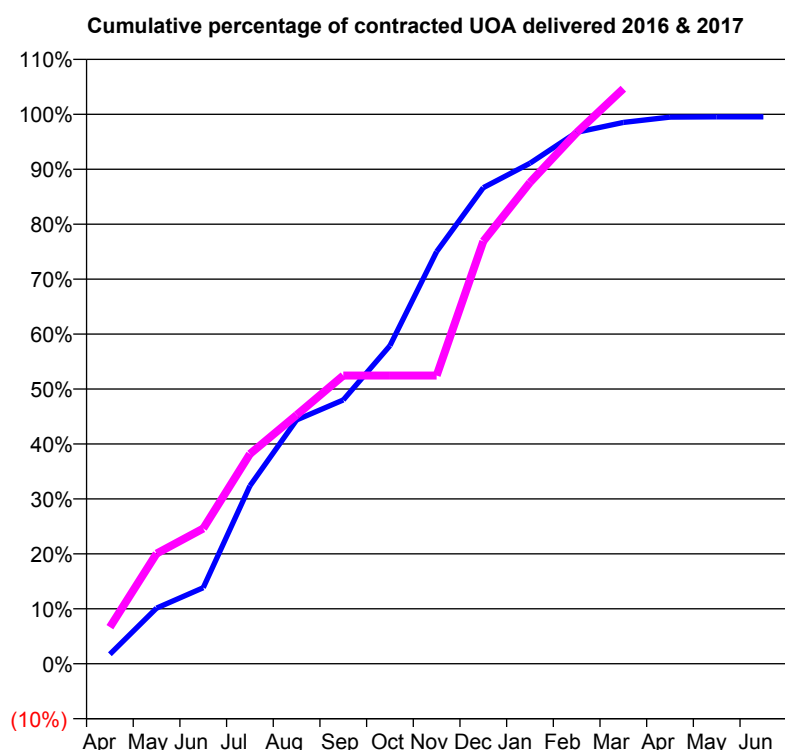
\* Figures in italics indicate that the base number is less than 100.

**Q70 - Vital Signs Orthodontic At a Glance Contract Report for 102938/0001 - March 2017**

Name or company name	Milford Dental Practice Partnership	16/17 Contracted general activity (UDA)	10,405
Contract type name	GDS Contract	Carry forward general activity (UDA)	97
Purpose of contract	General and Orthodontic	16/17 Contracted orthodontic activity (UOA)	2,368
Contract start date	01/04/2011	Carry forward orthodontic activity (UOA)	11
Contract end date		Baseline contract value	£394,270.70

**ACCESS**

	Contract	England and Wales
24 month ratio of assessments to patient IDs	1.05	1.09

**ACTIVITY**


Month	Adjusted Scheduled Activity (UOA)	
	2016	2017
April	41	158
May	240	475
June	328	583
July	767	904
August	1,051	1,072
September	1,137	1,242
October	1,371	1,242
November	1,776	1,242
December	2,052	1,821
January	2,157	2,074
February	2,290	2,289
March	2,333	2,478
April	2,356	
May	2,357	
June	2,357	

**QUALITY**

	Contract Quantity	Contract Base Number	Contract *	Region	England
% of all assessments that were assess and fit appliances (rolling 12 month period)	120	149	80.5%	58.8%	56.6%
% of all assessments that were assess and refuse (rolling 12 month period)	20	149	13.4%	10.3%	11.8%
% of all assessments that were assess and review (rolling 12 month period)	9	149	6.0%	30.9%	31.6%
% of terminated courses where treatment was abandoned or discontinued (rolling 12 month period)	9	91	9.9%	7.0%	7.7%
% of completed treatments indicating that PAR score was taken (year to date)	56	82	68.3%	55.6%	58.4%
Rate of removable appliances per 100 fixed appliances - proposed treatment (rolling 12 month period)	12	233	5.15	5.12	5.64
Rate of removable appliances per 100 fixed appliances - completed treatment (rolling 12 month period)	12	154	7.79	3.95	4.81
% of courses of treatment with removable appliances only - proposed treatment (rolling 12 month period)	2	120	1.7%	1.8%	2.0%
% of courses of treatment with removable appliances only - completed treatment (rolling 12 month period)	4	82	4.9%	1.7%	1.5%
% of patients satisfied with the treatment they have received (rolling 12 month period)	5	5	100.0%	96.9%	96.0%

\* Figures in italics indicate that the base number is less than 100.

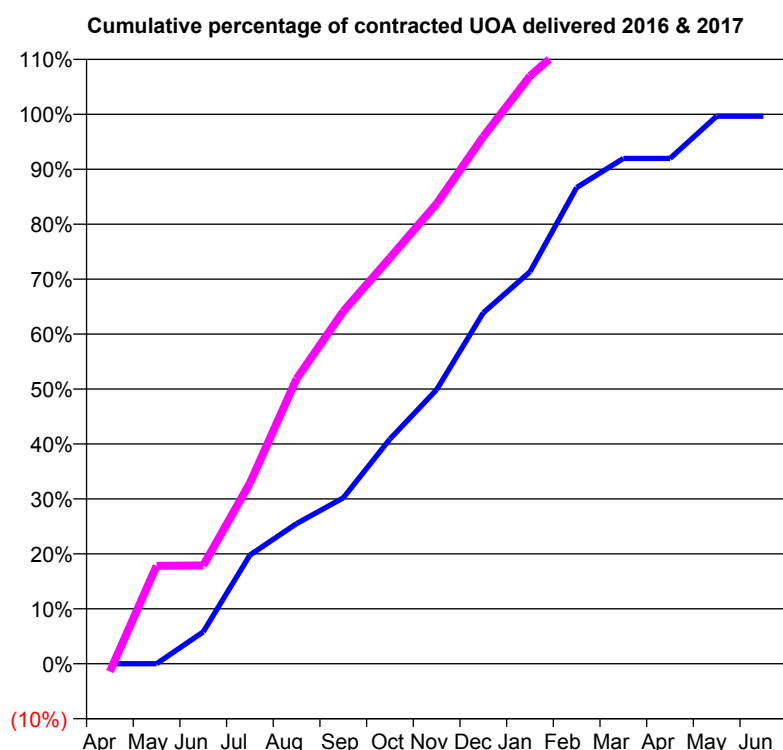
**Q70 - Vital Signs Orthodontic At a Glance Contract Report for 106488/0002 - March 2017**

Name or company name	Solent House Dental Centre
Contract type name	PDS Contract
Purpose of contract	Orthodontic
Contract start date	01/04/2015
Contract end date	31/03/2018

16/17 Contracted general activity (UDA)	0
Carry forward general activity (UDA)	0
16/17 Contracted orthodontic activity (UOA)	1,727
Carry forward orthodontic activity (UOA)	25
Baseline contract value	£102,540.51

**ACCESS**

	Contract	England and Wales
24 month ratio of assessments to patient IDs	1.04	1.09

**ACTIVITY**


Month	Adjusted Scheduled Activity (UOA)	
	2016	2017
April	0	-25
May	0	308
June	118	309
July	401	568
August	517	896
September	612	1,108
October	829	1,276
November	1,011	1,446
December	1,295	1,657
January	1,446	1,847
February	1,757	1,975
March	1,864	2,060
April	1,864	
May	2,020	
June	2,020	

**QUALITY**

	Contract Quantity	Contract Base Number	Contract *	Region	England
% of all assessments that were assess and fit appliances (rolling 12 month period)	108	152	71.1%	58.8%	56.6%
% of all assessments that were assess and refuse (rolling 12 month period)	27	152	17.8%	10.3%	11.8%
% of all assessments that were assess and review (rolling 12 month period)	17	152	11.2%	30.9%	31.6%
% of terminated courses where treatment was abandoned or discontinued (rolling 12 month period)	6	75	8.0%	7.0%	7.7%
% of completed treatments indicating that PAR score was taken (year to date)	46	69	66.7%	55.6%	58.4%
Rate of removable appliances per 100 fixed appliances - proposed treatment (rolling 12 month period)	9	204	4.41	5.12	5.64
Rate of removable appliances per 100 fixed appliances - completed treatment (rolling 12 month period)	20	132	15.15	3.95	4.81
% of courses of treatment with removable appliances only - proposed treatment (rolling 12 month period)	4	108	3.7%	1.8%	2.0%
% of courses of treatment with removable appliances only - completed treatment (rolling 12 month period)	3	69	4.3%	1.7%	1.5%
% of patients satisfied with the treatment they have received (rolling 12 month period)	5	5	100.0%	96.9%	96.0%

\* Figures in italics indicate that the base number is less than 100.

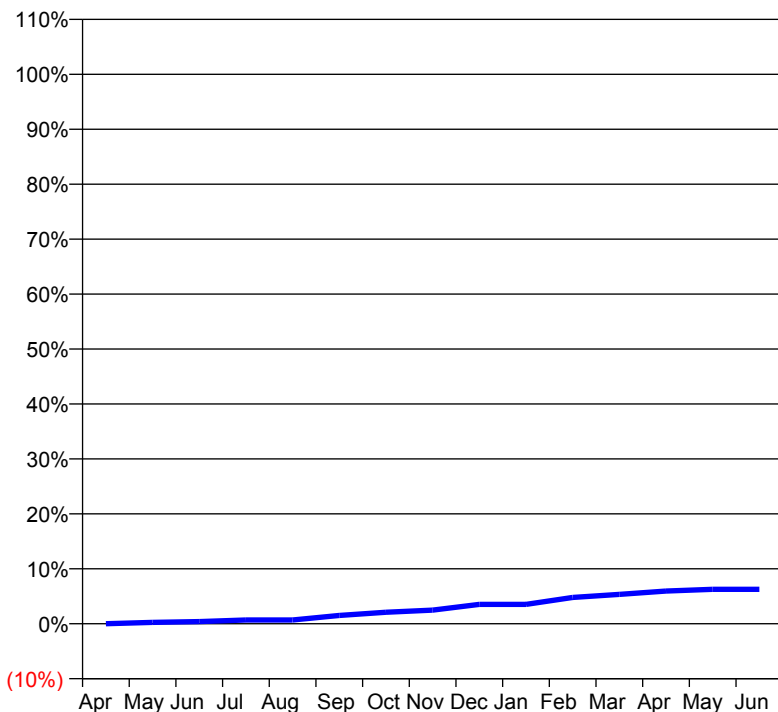
**Q70 - Vital Signs Orthodontic At a Glance Contract Report for 116718/0001 - March 2017**

Name or company name	St James
Contract type name	Pilot Contract
Purpose of contract	Orthodontic
Contract start date	01/01/2011
Contract end date	

16/17 Contracted general activity (UDA)	57,063
Carry forward general activity (UDA)	0
16/17 Contracted orthodontic activity (UOA)	421
Carry forward orthodontic activity (UOA)	13,235
Baseline contract value	£1,894,636.28

**ACCESS**

	Contract	England and Wales
24 month ratio of assessments to patient IDs	1.02	1.09

**ACTIVITY**
**Cumulative percentage of contracted UOA delivered 2016 & 2017**

**Adjusted Scheduled Activity (UOA)**

Month	2016	2017
April	0	-12,879
May	35	-12,612
June	56	-12,410
July	98	-12,000
August	98	-11,584
September	214	-10,721
October	298	-10,396
November	352	-9,649
December	499	-9,013
January	499	-8,689
February	676	-7,598
March	754	-6,671
April	840	
May	886	
June	886	

**QUALITY**

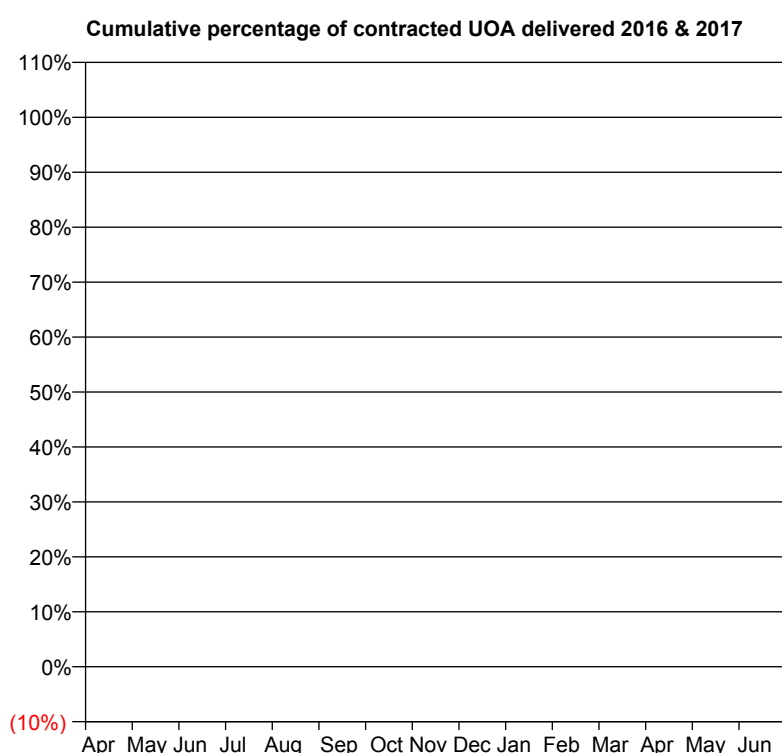
	Contract Quantity	Contract Base Number	Contract *	Region	England
% of all assessments that were assess and fit appliances (rolling 12 month period)	313	615	50.9%	58.8%	56.6%
% of all assessments that were assess and refuse (rolling 12 month period)	199	615	32.4%	10.3%	11.8%
% of all assessments that were assess and review (rolling 12 month period)	103	615	16.7%	30.9%	31.6%
% of terminated courses where treatment was abandoned or discontinued (rolling 12 month period)	2	22	9.1%	7.0%	7.7%
% of completed treatments indicating that PAR score was taken (year to date)	8	20	40.0%	55.6%	58.4%
Rate of removable appliances per 100 fixed appliances - proposed treatment (rolling 12 month period)	6	605	0.99	5.12	5.64
Rate of removable appliances per 100 fixed appliances - completed treatment (rolling 12 month period)	7	24	29.17	3.95	4.81
% of courses of treatment with removable appliances only - proposed treatment (rolling 12 month period)	5	313	1.6%	1.8%	2.0%
% of courses of treatment with removable appliances only - completed treatment (rolling 12 month period)	7	20	35.0%	1.7%	1.5%
% of patients satisfied with the treatment they have received (rolling 12 month period)	9	9	100.0%	96.9%	96.0%

\* Figures in italics indicate that the base number is less than 100.

**Q70 - Vital Signs Orthodontic At a Glance Contract Report for 116718/0003 - March 2017**

Name or company name	St James	16/17 Contracted general activity (UDA)	0
Contract type name	GDS Contract	Carry forward general activity (UDA)	0
Purpose of contract	General	16/17 Contracted orthodontic activity (UOA)	0
Contract start date	01/04/2014	Carry forward orthodontic activity (UOA)	0
Contract end date	31/03/2017	Baseline contract value	£0.00

ACCESS	Contract	England and Wales
24 month ratio of assessments to patient IDs	1.02	1.09

**ACTIVITY**


Month	Adjusted Scheduled Activity (UOA)	
	2016	2017
April	126	21
May	661	63
June	745	63
July	1,256	105
August	1,382	189
September	1,765	210
October	1,955	252
November	2,123	273
December	2,272	273
January	2,315	273
February	2,420	273
March	2,484	273
April	2,526	
May	2,526	
June	2,526	

**QUALITY**

	Contract Quantity	Contract Base Number	Contract *	Region	England
% of all assessments that were assess and fit appliances (rolling 12 month period)	15	15	100.0%	58.8%	56.6%
% of all assessments that were assess and refuse (rolling 12 month period)	0	15	0.0%	10.3%	11.8%
% of all assessments that were assess and review (rolling 12 month period)	0	15	0.0%	30.9%	31.6%
% of terminated courses where treatment was abandoned or discontinued (rolling 12 month period)	3	93	3.2%	7.0%	7.7%
% of completed treatments indicating that PAR score was taken (year to date)	89	90	98.9%	55.6%	58.4%
Rate of removable appliances per 100 fixed appliances - proposed treatment (rolling 12 month period)	0	30	0.00	5.12	5.64
Rate of removable appliances per 100 fixed appliances - completed treatment (rolling 12 month period)	0	176	0.00	3.95	4.81
% of courses of treatment with removable appliances only - proposed treatment (rolling 12 month period)	0	15	0.0%	1.8%	2.0%
% of courses of treatment with removable appliances only - completed treatment (rolling 12 month period)	0	90	0.0%	1.7%	1.5%
% of patients satisfied with the treatment they have received (rolling 12 month period)	1	1	100.0%	96.9%	96.0%

\* Figures in italics indicate that the base number is less than 100.

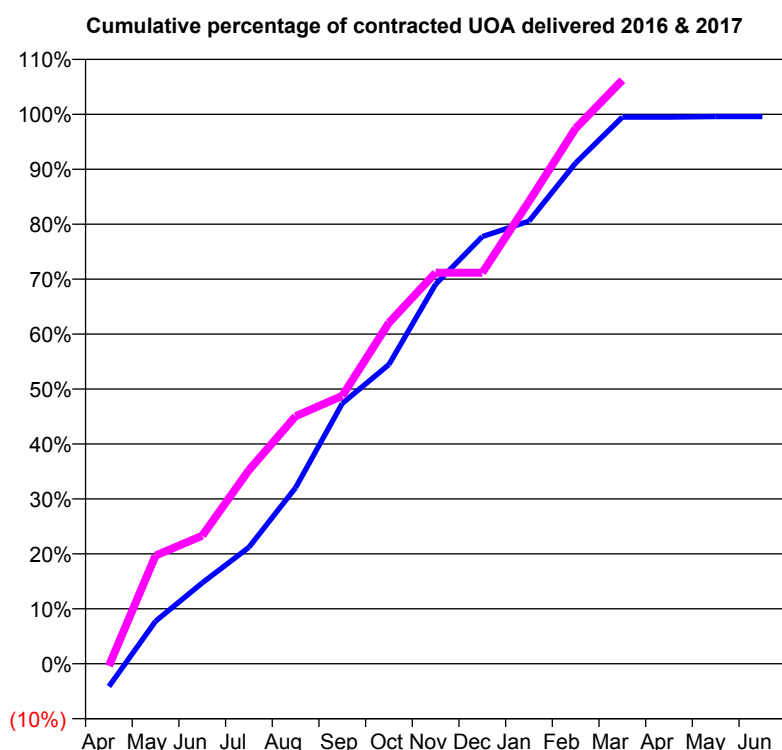
**Q70 - Vital Signs Orthodontic At a Glance Contract Report for 126411/0001 - March 2017**

Name or company name	Southsea Orthodontic Centre
Contract type name	PDS Contract
Purpose of contract	Orthodontic
Contract start date	22/04/2010
Contract end date	31/03/2018

16/17 Contracted general activity (UDA)	0
Carry forward general activity (UDA)	0
16/17 Contracted orthodontic activity (UOA)	12,650
Carry forward orthodontic activity (UOA)	52
Baseline contract value	£645,407.50

**ACCESS**

	Contract	England and Wales
24 month ratio of assessments to patient IDs	1.09	1.09

**ACTIVITY**


Month	Adjusted Scheduled Activity (UOA)	
	2016	2017
April	-525	-52
May	980	2,491
June	1,863	2,950
July	2,680	4,460
August	4,053	5,699
September	5,995	6,168
October	6,890	7,851
November	8,738	9,001
December	9,833	9,001
January	10,191	10,645
February	11,528	12,326
March	12,585	13,436
April	12,585	
May	12,598	
June	12,598	

**QUALITY**

	Contract Quantity	Contract Base Number	Contract *	Region	England
% of all assessments that were assess and fit appliances (rolling 12 month period)	620	1,181	52.5%	58.8%	56.6%
% of all assessments that were assess and refuse (rolling 12 month period)	201	1,181	17.0%	10.3%	11.8%
% of all assessments that were assess and review (rolling 12 month period)	360	1,181	30.5%	30.9%	31.6%
% of terminated courses where treatment was abandoned or discontinued (rolling 12 month period)	41	484	8.5%	7.0%	7.7%
% of completed treatments indicating that PAR score was taken (year to date)	83	443	18.7%	55.6%	58.4%
Rate of removable appliances per 100 fixed appliances - proposed treatment (rolling 12 month period)	2	1,208	0.17	5.12	5.64
Rate of removable appliances per 100 fixed appliances - completed treatment (rolling 12 month period)	1	831	0.12	3.95	4.81
% of courses of treatment with removable appliances only - proposed treatment (rolling 12 month period)	0	620	0.0%	1.8%	2.0%
% of courses of treatment with removable appliances only - completed treatment (rolling 12 month period)	1	443	0.2%	1.7%	1.5%
% of patients satisfied with the treatment they have received (rolling 12 month period)	15	17	88.2%	96.9%	96.0%

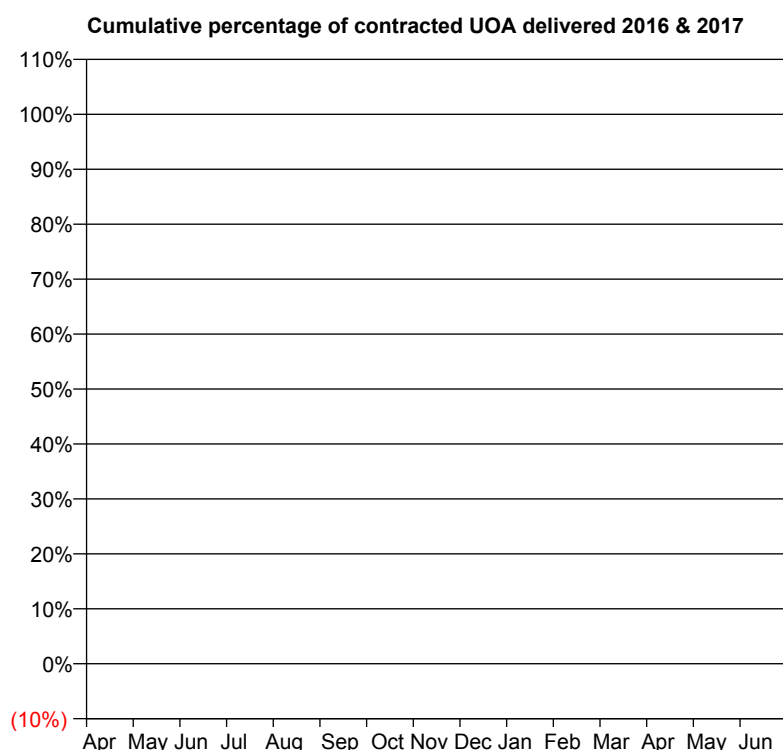
\* Figures in italics indicate that the base number is less than 100.

**Q70 - Vital Signs Orthodontic At a Glance Contract Report for 12992/0012 - March 2017**

Name or company name	Somerset Partnership NHS Foundation Tru	16/17 Contracted general activity (UDA)	10,500
Contract type name	PDS Contract	Carry forward general activity (UDA)	2,611
Purpose of contract	General	16/17 Contracted orthodontic activity (UOA)	0
Contract start date	01/04/2015	Carry forward orthodontic activity (UOA)	0
Contract end date	31/03/2020	Baseline contract value	£264,337.50

**ACCESS**

	Contract	England and Wales
24 month ratio of assessments to patient IDs	1.00	1.09

**ACTIVITY**


Month	Adjusted Scheduled Activity (UOA)	
	2016	2017
April	0	0
May	0	0
June	0	0
July	0	0
August	0	0
September	0	0
October	0	0
November	0	1
December	0	1
January	0	1
February	0	1
March	0	1
April	0	
May	0	
June	0	

**QUALITY**

	Contract Quantity	Contract Base Number	Contract *	Region	England
% of all assessments that were assess and fit appliances (rolling 12 month period)	0	1	0.0%	58.8%	56.6%
% of all assessments that were assess and refuse (rolling 12 month period)	0	1	0.0%	10.3%	11.8%
% of all assessments that were assess and review (rolling 12 month period)	1	1	100.0%	30.9%	31.6%
% of terminated courses where treatment was abandoned or discontinued (rolling 12 month period)	0	0	N/A	7.0%	7.7%
% of completed treatments indicating that PAR score was taken (year to date)	0	0	N/A	55.6%	58.4%
Rate of removable appliances per 100 fixed appliances - proposed treatment (rolling 12 month period)	0	0	N/A	5.12	5.64
Rate of removable appliances per 100 fixed appliances - completed treatment (rolling 12 month period)	0	0	N/A	3.95	4.81
% of courses of treatment with removable appliances only - proposed treatment (rolling 12 month period)	0	0	N/A	1.8%	2.0%
% of courses of treatment with removable appliances only - completed treatment (rolling 12 month period)	0	0	N/A	1.7%	1.5%
% of patients satisfied with the treatment they have received (rolling 12 month period)	0	0	N/A	96.9%	96.0%

\* Figures in italics indicate that the base number is less than 100.



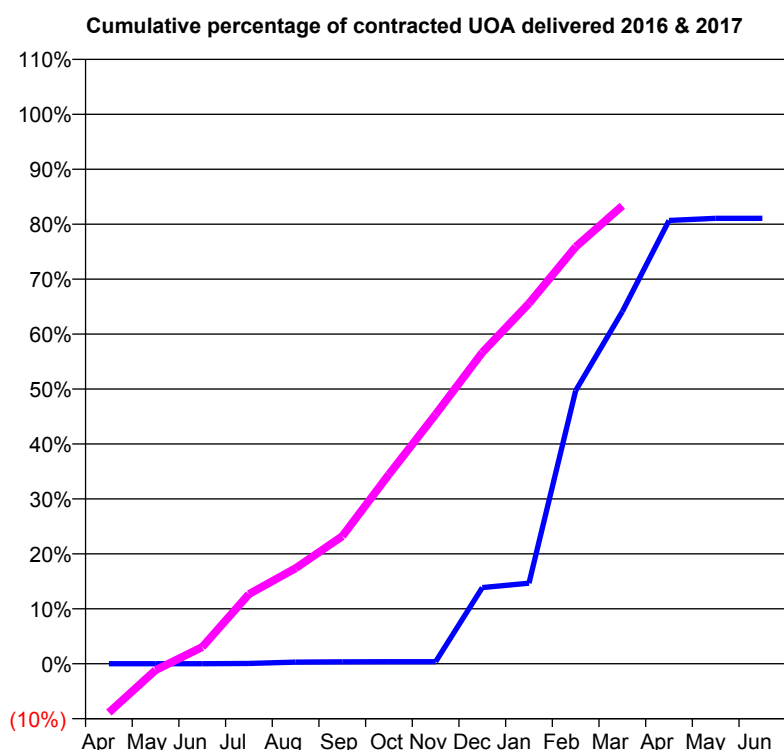
**Q70 - Vital Signs Orthodontic At a Glance Contract Report for 129992/0013 - March 2017**

Name or company name	Somerset Partnership NHS Foundation Tru
Contract type name	PDS Contract
Purpose of contract	Orthodontic
Contract start date	01/04/2015
Contract end date	31/03/2020

16/17 Contracted general activity (UDA)	0
Carry forward general activity (UDA)	0
16/17 Contracted orthodontic activity (UOA)	5,500
Carry forward orthodontic activity (UOA)	660
Baseline contract value	£332,310.00

**ACCESS**

	Contract	England and Wales
24 month ratio of assessments to patient IDs	1.02	1.09

**ACTIVITY**


Month	Adjusted Scheduled Activity (UOA)	
	2016	2017
April	0	-489
May	1	-65
June	1	167
July	4	698
August	17	956
September	20	1,277
October	21	1,896
November	21	2,497
December	763	3,116
January	807	3,607
February	2,734	4,173
March	3,526	4,584
April	4,437	
May	4,458	
June	4,459	

**QUALITY**

	Contract Quantity	Contract Base Number	Contract *	Region	England
% of all assessments that were assess and fit appliances (rolling 12 month period)	300	416	72.1%	58.8%	56.6%
% of all assessments that were assess and refuse (rolling 12 month period)	48	416	11.5%	10.3%	11.8%
% of all assessments that were assess and review (rolling 12 month period)	68	416	16.3%	30.9%	31.6%
% of terminated courses where treatment was abandoned or discontinued (rolling 12 month period)	3	33	9.1%	7.0%	7.7%
% of completed treatments indicating that PAR score was taken (year to date)	7	30	23.3%	55.6%	58.4%
Rate of removable appliances per 100 fixed appliances - proposed treatment (rolling 12 month period)	4	582	0.69	5.12	5.64
Rate of removable appliances per 100 fixed appliances - completed treatment (rolling 12 month period)	2	57	3.51	3.95	4.81
% of courses of treatment with removable appliances only - proposed treatment (rolling 12 month period)	3	300	1.0%	1.8%	2.0%
% of courses of treatment with removable appliances only - completed treatment (rolling 12 month period)	1	30	3.3%	1.7%	1.5%
% of patients satisfied with the treatment they have received (rolling 12 month period)	28	29	96.6%	96.9%	96.0%

\* Figures in italics indicate that the base number is less than 100.

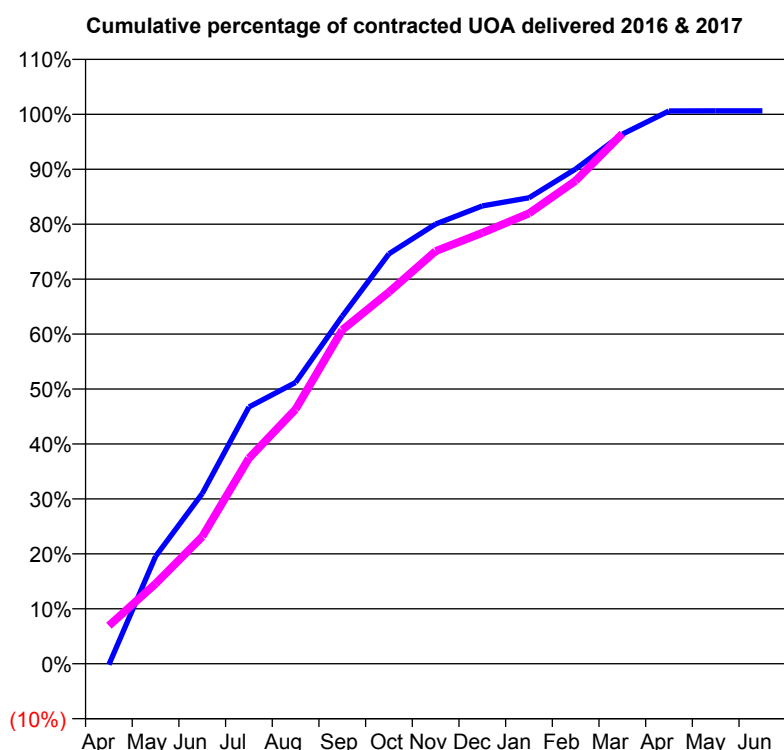
**Q70 - Vital Signs Orthodontic At a Glance Contract Report for 138304/0001 - March 2017**

Name or company name	Mrs P Wilson
Contract type name	PDS Contract
Purpose of contract	Orthodontic
Contract start date	23/04/2012
Contract end date	31/03/2018

16/17 Contracted general activity (UDA)	0
Carry forward general activity (UDA)	0
16/17 Contracted orthodontic activity (UOA)	10,709
Carry forward orthodontic activity (UOA)	-66
Baseline contract value	£622,942.25

**ACCESS**

	Contract	England and Wales
24 month ratio of assessments to patient IDs	1.08	1.09

**ACTIVITY**


Month	Adjusted Scheduled Activity (UOA)	
	2016	2017
April	-19	741
May	2,093	1,561
June	3,317	2,478
July	5,004	4,007
August	5,481	4,961
September	6,774	6,507
October	7,991	7,243
November	8,569	8,041
December	8,923	8,397
January	9,082	8,776
February	9,642	9,413
March	10,322	10,332
April	10,774	
May	10,775	
June	10,775	

**QUALITY**

	Contract Quantity	Contract Base Number	Contract *	Region	England
% of all assessments that were assess and fit appliances (rolling 12 month period)	506	979	51.7%	58.8%	56.6%
% of all assessments that were assess and refuse (rolling 12 month period)	118	979	12.1%	10.3%	11.8%
% of all assessments that were assess and review (rolling 12 month period)	355	979	36.3%	30.9%	31.6%
% of terminated courses where treatment was abandoned or discontinued (rolling 12 month period)	29	492	5.9%	7.0%	7.7%
% of completed treatments indicating that PAR score was taken (year to date)	340	463	73.4%	55.6%	58.4%
Rate of removable appliances per 100 fixed appliances - proposed treatment (rolling 12 month period)	66	972	6.79	5.12	5.64
Rate of removable appliances per 100 fixed appliances - completed treatment (rolling 12 month period)	25	878	2.85	3.95	4.81
% of courses of treatment with removable appliances only - proposed treatment (rolling 12 month period)	16	506	3.2%	1.8%	2.0%
% of courses of treatment with removable appliances only - completed treatment (rolling 12 month period)	23	463	5.0%	1.7%	1.5%
% of patients satisfied with the treatment they have received (rolling 12 month period)	23	24	95.8%	96.9%	96.0%

\* Figures in italics indicate that the base number is less than 100.

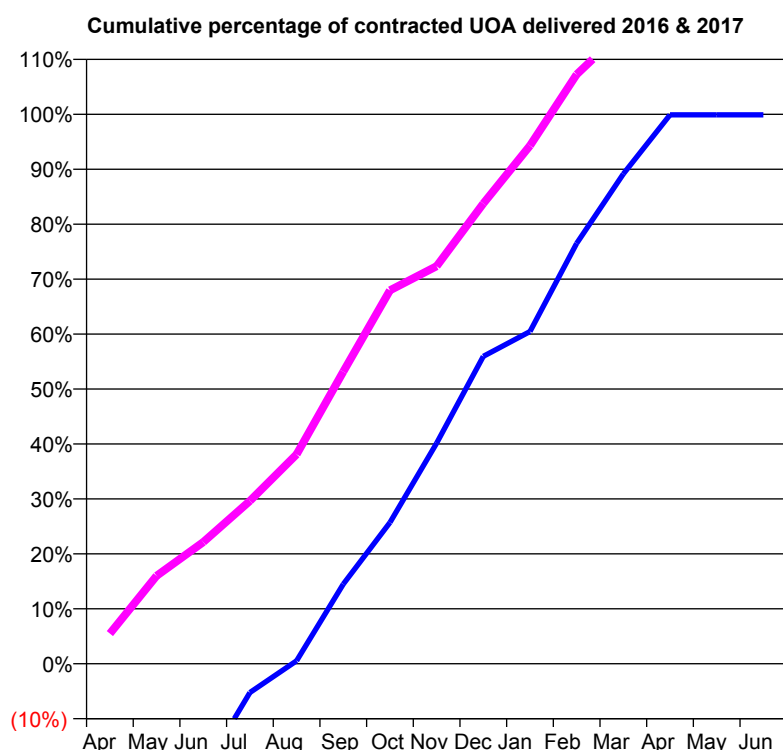
**Q70 - Vital Signs Orthodontic At a Glance Contract Report for 139165/0002 - March 2017**

Name or company name	Smile Dental Care Limited
Contract type name	PDS Contract
Purpose of contract	General and Orthodontic
Contract start date	01/04/2009
Contract end date	31/03/2018

16/17 Contracted general activity (UDA)	0
Carry forward general activity (UDA)	0
16/17 Contracted orthodontic activity (UOA)	2,000
Carry forward orthodontic activity (UOA)	2
Baseline contract value	£117,973.94

**ACCESS**

	Contract	England and Wales
24 month ratio of assessments to patient IDs	1.05	1.09

**ACTIVITY**


Month	Adjusted Scheduled Activity (UOA)	
	2016	2017
April	-564	110
May	-507	320
June	-390	443
July	-105	593
August	11	762
September	290	1,063
October	514	1,359
November	803	1,447
December	1,119	1,675
January	1,209	1,886
February	1,530	2,145
March	1,783	2,305
April	1,998	
May	1,998	
June	1,998	

**QUALITY**

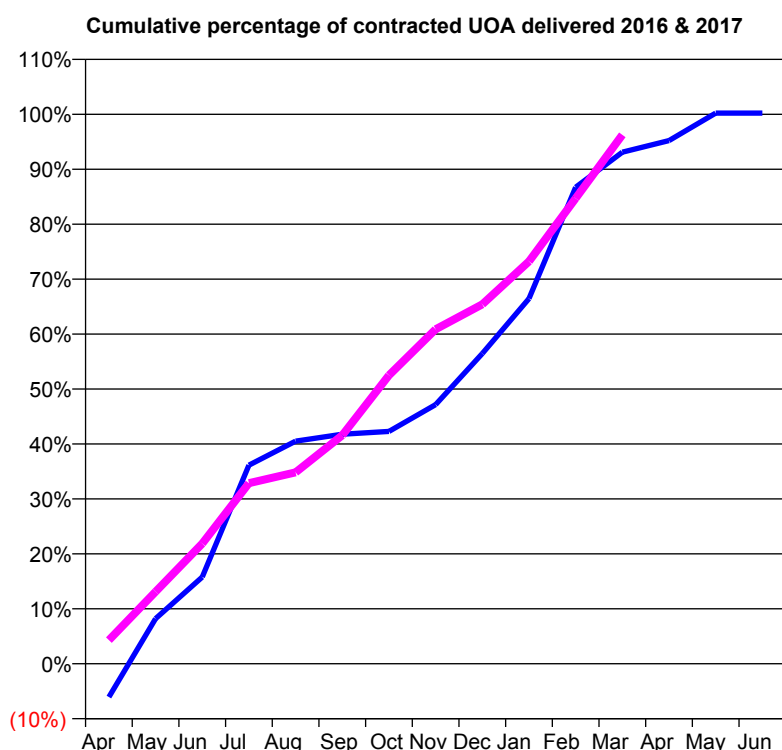
	Contract Quantity	Contract Base Number	Contract *	Region	England
% of all assessments that were assess and fit appliances (rolling 12 month period)	116	224	51.8%	58.8%	56.6%
% of all assessments that were assess and refuse (rolling 12 month period)	63	224	28.1%	10.3%	11.8%
% of all assessments that were assess and review (rolling 12 month period)	45	224	20.1%	30.9%	31.6%
% of terminated courses where treatment was abandoned or discontinued (rolling 12 month period)	6	96	6.3%	7.0%	7.7%
% of completed treatments indicating that PAR score was taken (year to date)	52	90	57.8%	55.6%	58.4%
Rate of removable appliances per 100 fixed appliances - proposed treatment (rolling 12 month period)	12	130	9.23	5.12	5.64
Rate of removable appliances per 100 fixed appliances - completed treatment (rolling 12 month period)	10	155	6.45	3.95	4.81
% of courses of treatment with removable appliances only - proposed treatment (rolling 12 month period)	9	116	7.8%	1.8%	2.0%
% of courses of treatment with removable appliances only - completed treatment (rolling 12 month period)	1	90	1.1%	1.7%	1.5%
% of patients satisfied with the treatment they have received (rolling 12 month period)	5	5	100.0%	96.9%	96.0%

\* Figures in italics indicate that the base number is less than 100.

**Q70 - Vital Signs Orthodontic At a Glance Contract Report for 151904/0001 - March 2017**

Name or company name	Only Orthodontics	16/17 Contracted general activity (UDA)	0
Contract type name	PDS Contract	Carry forward general activity (UDA)	0
Purpose of contract	General and Orthodontic	16/17 Contracted orthodontic activity (UOA)	11,190
Contract start date	01/04/2006	Carry forward orthodontic activity (UOA)	0
Contract end date		Baseline contract value	£725,628.11

ACCESS	Contract	England and Wales
24 month ratio of assessments to patient IDs	1.03	1.09

**ACTIVITY**


Month	Adjusted Scheduled Activity (UOA)	
	2016	2017
April	-681	481
May	920	1,468
June	1,766	2,448
July	4,044	3,678
August	4,535	3,899
September	4,675	4,654
October	4,731	5,875
November	5,278	6,812
December	6,317	7,320
January	7,437	8,193
February	9,705	9,478
March	10,419	10,771
April	10,654	
May	11,215	
June	11,215	

QUALITY	Contract Quantity	Contract Base Number	Contract *	Region	England
% of all assessments that were assess and fit appliances (rolling 12 month period)	523	1,326	39.4%	58.8%	56.6%
% of all assessments that were assess and refuse (rolling 12 month period)	208	1,326	15.7%	10.3%	11.8%
% of all assessments that were assess and review (rolling 12 month period)	595	1,326	44.9%	30.9%	31.6%
% of terminated courses where treatment was abandoned or discontinued (rolling 12 month period)	38	752	5.1%	7.0%	7.7%
% of completed treatments indicating that PAR score was taken (year to date)	163	700	23.3%	55.6%	58.4%
Rate of removable appliances per 100 fixed appliances - proposed treatment (rolling 12 month period)	82	1,003	8.18	5.12	5.64
Rate of removable appliances per 100 fixed appliances - completed treatment (rolling 12 month period)	80	1,377	5.81	3.95	4.81
% of courses of treatment with removable appliances only - proposed treatment (rolling 12 month period)	14	523	2.7%	1.8%	2.0%
% of courses of treatment with removable appliances only - completed treatment (rolling 12 month period)	9	714	1.3%	1.7%	1.5%
% of patients satisfied with the treatment they have received (rolling 12 month period)	18	18	100.0%	96.9%	96.0%

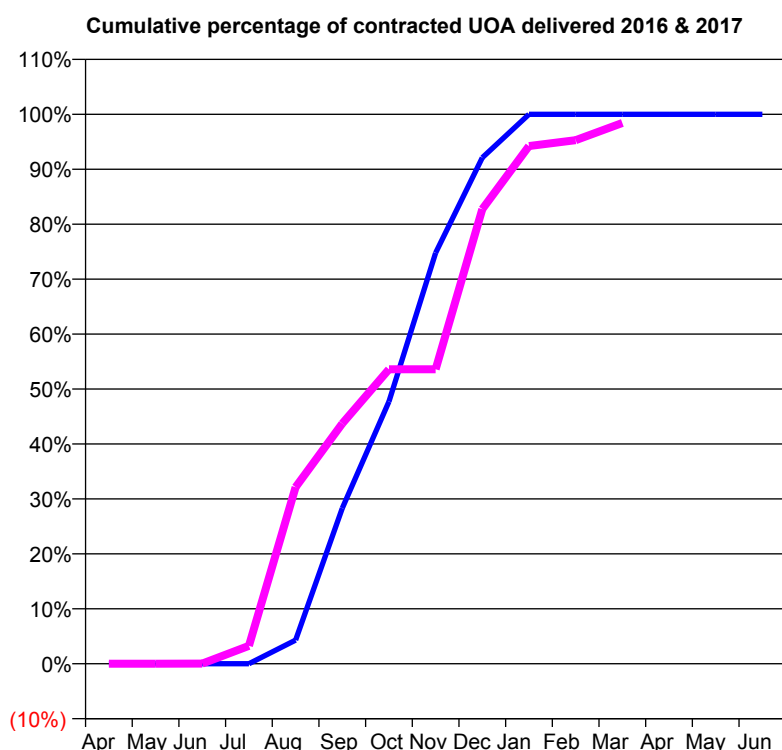
\* Figures in italics indicate that the base number is less than 100.

**Q70 - Vital Signs Orthodontic At a Glance Contract Report for 151904/0002 - March 2017**

Name or company name	Only Orthodontics	16/17 Contracted general activity (UDA)	0
Contract type name	PDS Contract	Carry forward general activity (UDA)	0
Purpose of contract	Orthodontic	16/17 Contracted orthodontic activity (UOA)	4,000
Contract start date	01/04/2015	Carry forward orthodontic activity (UOA)	0
Contract end date	31/03/2018	Baseline contract value	£236,443.37

**ACCESS**

	Contract	England and Wales
24 month ratio of assessments to patient IDs	1.01	1.09

**ACTIVITY**


Month	Adjusted Scheduled Activity (UOA)	
	2016	2017
April	0	0
May	0	0
June	0	1
July	0	131
August	172	1,286
September	1,132	1,749
October	1,909	2,144
November	2,991	2,144
December	3,684	3,310
January	4,000	3,769
February	4,000	3,811
March	4,000	3,937
April	4,000	
May	4,000	
June	4,000	

**QUALITY**

	Contract Quantity	Contract Base Number	Contract *	Region	England
% of all assessments that were assess and fit appliances (rolling 12 month period)	185	275	67.3%	58.8%	56.6%
% of all assessments that were assess and refuse (rolling 12 month period)	27	275	9.8%	10.3%	11.8%
% of all assessments that were assess and review (rolling 12 month period)	63	275	22.9%	30.9%	31.6%
% of terminated courses where treatment was abandoned or discontinued (rolling 12 month period)	4	20	20.0%	7.0%	7.7%
% of completed treatments indicating that PAR score was taken (year to date)	6	16	37.5%	55.6%	58.4%
Rate of removable appliances per 100 fixed appliances - proposed treatment (rolling 12 month period)	20	357	5.60	5.12	5.64
Rate of removable appliances per 100 fixed appliances - completed treatment (rolling 12 month period)	0	30	0.00	3.95	4.81
% of courses of treatment with removable appliances only - proposed treatment (rolling 12 month period)	5	185	2.7%	1.8%	2.0%
% of courses of treatment with removable appliances only - completed treatment (rolling 12 month period)	0	16	0.0%	1.7%	1.5%
% of patients satisfied with the treatment they have received (rolling 12 month period)	7	7	100.0%	96.9%	96.0%

\* Figures in italics indicate that the base number is less than 100.

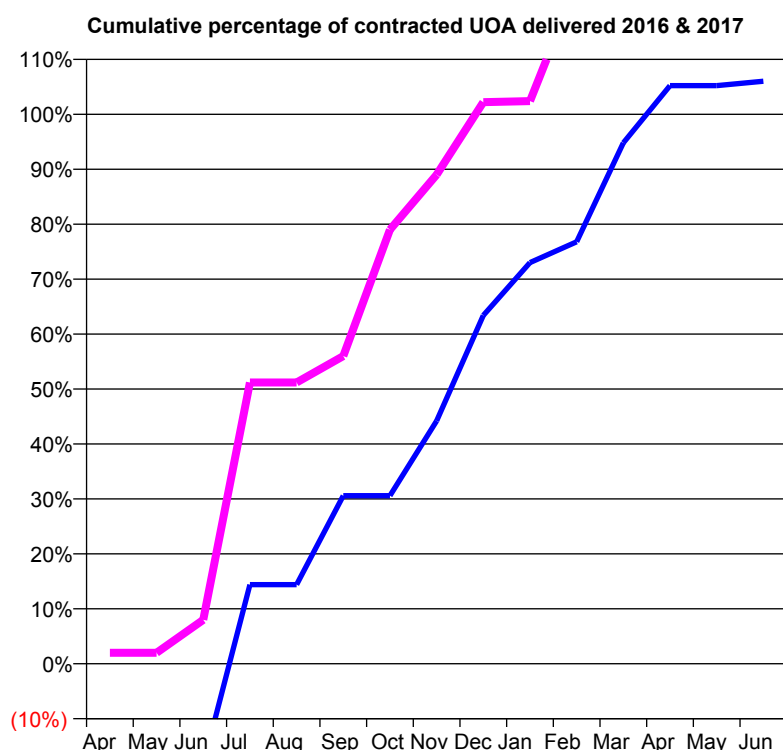
**Q70 - Vital Signs Orthodontic At a Glance Contract Report for 169269/0001 - March 2017**

Name or company name	Pasadena Dental Practice Ltd
Contract type name	GDS Contract
Purpose of contract	General and Orthodontic
Contract start date	29/09/2007
Contract end date	

16/17 Contracted general activity (UDA)	16,400
Carry forward general activity (UDA)	0
16/17 Contracted orthodontic activity (UOA)	500
Carry forward orthodontic activity (UOA)	-10
Baseline contract value	£435,106.06

**ACCESS**

	Contract	England and Wales
24 month ratio of assessments to patient IDs	1.12	1.09

**ACTIVITY**


Month	Adjusted Scheduled Activity (UOA)	
	2016	2017
April	-92	10
May	-92	10
June	-92	40
July	72	256
August	72	256
September	153	280
October	153	395
November	221	445
December	317	511
January	365	512
February	384	618
March	474	620
April	526	
May	526	
June	530	

**QUALITY**

	Contract Quantity	Contract Base Number	Contract *	Region	England
% of all assessments that were assess and fit appliances (rolling 12 month period)	31	108	28.7%	58.8%	56.6%
% of all assessments that were assess and refuse (rolling 12 month period)	14	108	13.0%	10.3%	11.8%
% of all assessments that were assess and review (rolling 12 month period)	63	108	58.3%	30.9%	31.6%
% of terminated courses where treatment was abandoned or discontinued (rolling 12 month period)	1	1	100.0%	7.0%	7.7%
% of completed treatments indicating that PAR score was taken (year to date)	0	0	N/A	55.6%	58.4%
Rate of removable appliances per 100 fixed appliances - proposed treatment (rolling 12 month period)	20	60	33.33	5.12	5.64
Rate of removable appliances per 100 fixed appliances - completed treatment (rolling 12 month period)	0	0	N/A	3.95	4.81
% of courses of treatment with removable appliances only - proposed treatment (rolling 12 month period)	0	31	0.0%	1.8%	2.0%
% of courses of treatment with removable appliances only - completed treatment (rolling 12 month period)	0	0	N/A	1.7%	1.5%
% of patients satisfied with the treatment they have received (rolling 12 month period)	0	0	N/A	96.9%	96.0%

\* Figures in italics indicate that the base number is less than 100.

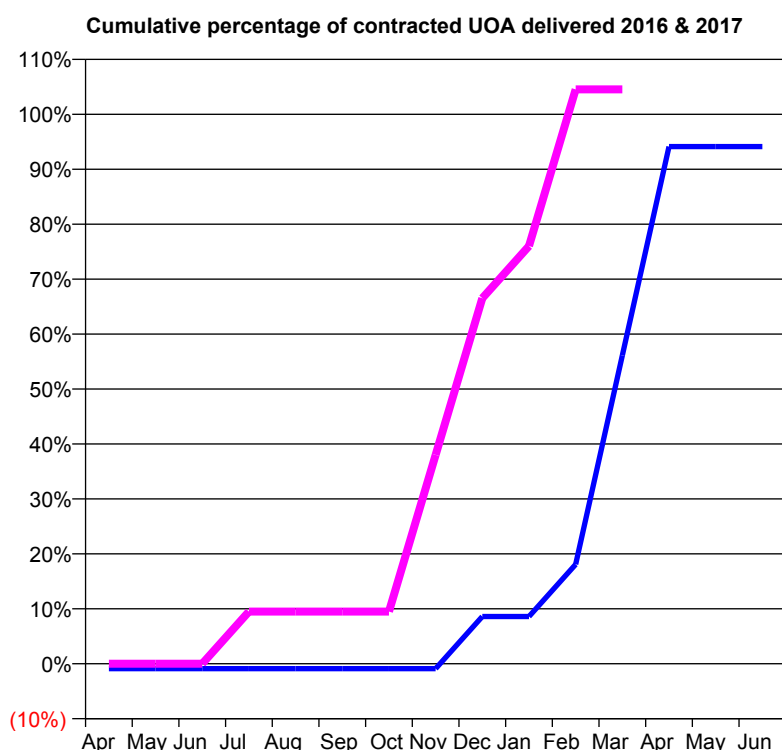
**Q70 - Vital Signs Orthodontic At a Glance Contract Report for 170046/0001 - March 2017**

Name or company name	Mr T Darling
Contract type name	GDS Contract
Purpose of contract	General and Orthodontic
Contract start date	01/12/2012
Contract end date	

16/17 Contracted general activity (UDA)	13,766
Carry forward general activity (UDA)	384
16/17 Contracted orthodontic activity (UOA)	221
Carry forward orthodontic activity (UOA)	0
Baseline contract value	£345,715.42

**ACCESS**

	Contract	England and Wales
24 month ratio of assessments to patient IDs	1.04	1.09

**ACTIVITY**


Month	Adjusted Scheduled Activity (UOA)	
	2016	2017
April	-2	0
May	-2	0
June	-2	0
July	-2	21
August	-2	21
September	-2	21
October	-2	21
November	-2	84
December	19	147
January	19	168
February	40	231
March	124	231
April	208	
May	208	
June	208	

**QUALITY**

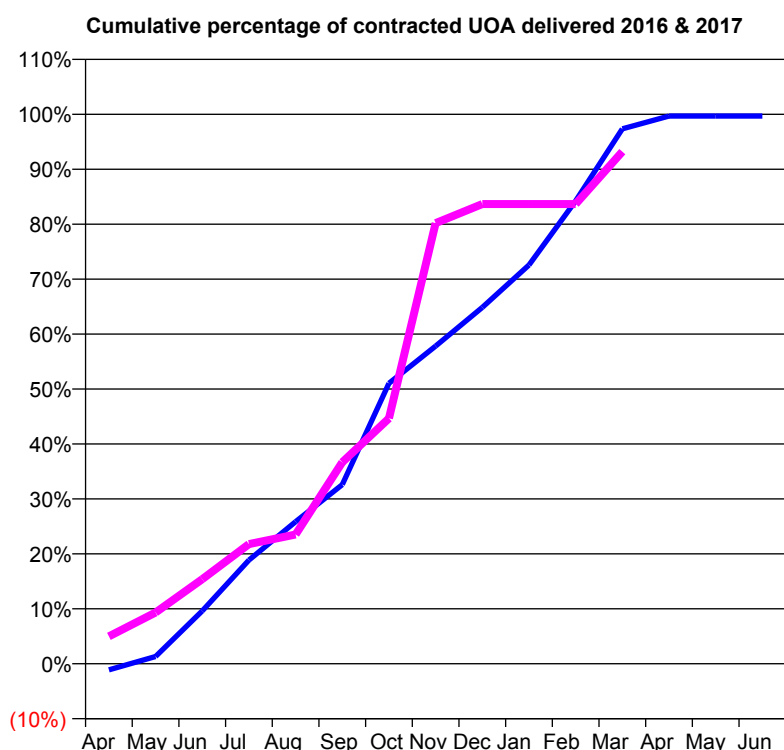
	Contract Quantity	Contract Base Number	Contract *	Region	England
% of all assessments that were assess and fit appliances (rolling 12 month period)	15	15	100.0%	58.8%	56.6%
% of all assessments that were assess and refuse (rolling 12 month period)	0	15	0.0%	10.3%	11.8%
% of all assessments that were assess and review (rolling 12 month period)	0	15	0.0%	30.9%	31.6%
% of terminated courses where treatment was abandoned or discontinued (rolling 12 month period)	0	6	0.0%	7.0%	7.7%
% of completed treatments indicating that PAR score was taken (year to date)	6	6	100.0%	55.6%	58.4%
Rate of removable appliances per 100 fixed appliances - proposed treatment (rolling 12 month period)	0	30	0.00	5.12	5.64
Rate of removable appliances per 100 fixed appliances - completed treatment (rolling 12 month period)	1	10	10.00	3.95	4.81
% of courses of treatment with removable appliances only - proposed treatment (rolling 12 month period)	0	15	0.0%	1.8%	2.0%
% of courses of treatment with removable appliances only - completed treatment (rolling 12 month period)	0	6	0.0%	1.7%	1.5%
% of patients satisfied with the treatment they have received (rolling 12 month period)	0	0	N/A	96.9%	96.0%

\* Figures in italics indicate that the base number is less than 100.

**Q70 - Vital Signs Orthodontic At a Glance Contract Report for 170747/0001 - March 2017**

Name or company name	Miss P Kotecha	16/17 Contracted general activity (UDA)	16,248
Contract type name	GDS Contract	Carry forward general activity (UDA)	0
Purpose of contract	General and Orthodontic	16/17 Contracted orthodontic activity (UOA)	2,423
Contract start date	01/12/2013	Carry forward orthodontic activity (UOA)	9
Contract end date		Baseline contract value	£566,864.02

ACCESS	Contract	England and Wales
24 month ratio of assessments to patient IDs	1.09	1.09

**ACTIVITY**


Month	Adjusted Scheduled Activity (UOA)	
	2016	2017
April	-31	121
May	36	226
June	262	373
July	514	528
August	704	570
September	888	889
October	1,390	1,082
November	1,574	1,943
December	1,766	2,027
January	1,976	2,027
February	2,294	2,027
March	2,651	2,258
April	2,714	
May	2,714	
June	2,714	

QUALITY	Contract Quantity	Contract Base Number	Contract *	Region	England
% of all assessments that were assess and fit appliances (rolling 12 month period)	118	118	100.0%	58.8%	56.6%
% of all assessments that were assess and refuse (rolling 12 month period)	0	118	0.0%	10.3%	11.8%
% of all assessments that were assess and review (rolling 12 month period)	0	118	0.0%	30.9%	31.6%
% of terminated courses where treatment was abandoned or discontinued (rolling 12 month period)	0	117	0.0%	7.0%	7.7%
% of completed treatments indicating that PAR score was taken (year to date)	0	117	0.0%	55.6%	58.4%
Rate of removable appliances per 100 fixed appliances - proposed treatment (rolling 12 month period)	0	2	0.00	5.12	5.64
Rate of removable appliances per 100 fixed appliances - completed treatment (rolling 12 month period)	0	19	0.00	3.95	4.81
% of courses of treatment with removable appliances only - proposed treatment (rolling 12 month period)	0	118	0.0%	1.8%	2.0%
% of courses of treatment with removable appliances only - completed treatment (rolling 12 month period)	0	117	0.0%	1.7%	1.5%
% of patients satisfied with the treatment they have received (rolling 12 month period)	8	8	100.0%	96.9%	96.0%

\* Figures in italics indicate that the base number is less than 100.



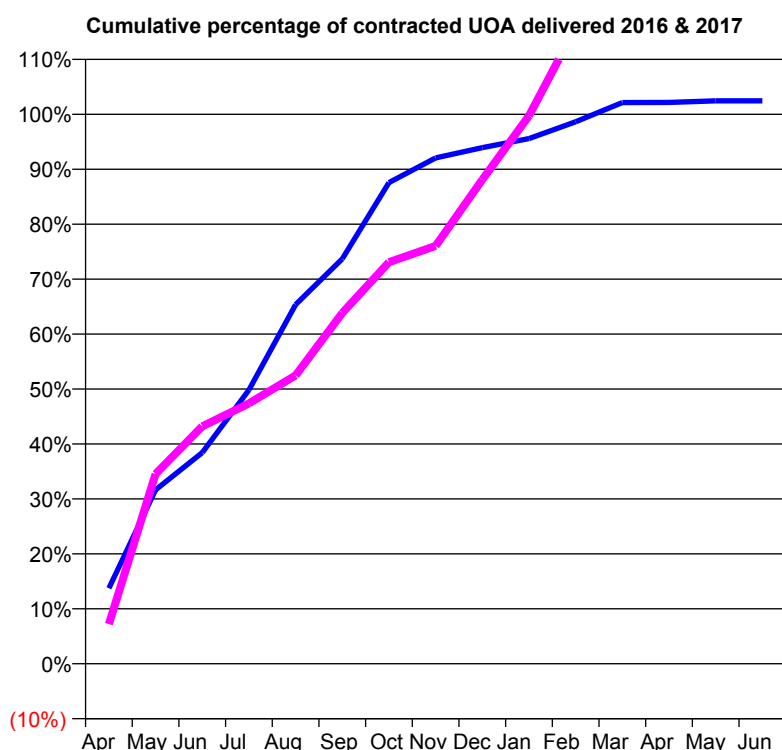
**Q70 - Vital Signs Orthodontic At a Glance Contract Report for 177261/0002 - March 2017**

Name or company name	Orthoworld 2000 Ltd
Contract type name	PDS Contract
Purpose of contract	Orthodontic
Contract start date	01/04/2006
Contract end date	31/03/2021

16/17 Contracted general activity (UDA)	0
Carry forward general activity (UDA)	0
16/17 Contracted orthodontic activity (UOA)	8,429
Carry forward orthodontic activity (UOA)	-168
Baseline contract value	£492,780.98

**ACCESS**

	Contract	England and Wales
24 month ratio of assessments to patient IDs	1.08	1.09

**ACTIVITY**


Month	Adjusted Scheduled Activity (UOA)	
	2016	2017
April	1,158	609
May	2,668	2,912
June	3,240	3,642
July	4,201	3,993
August	5,510	4,423
September	6,212	5,380
October	7,382	6,160
November	7,760	6,410
December	7,916	7,427
January	8,056	8,406
February	8,313	9,755
March	8,609	10,437
April	8,610	
May	8,635	
June	8,635	

**QUALITY**

	Contract Quantity	Contract Base Number	Contract *	Region	England
% of all assessments that were assess and fit appliances (rolling 12 month period)	470	1,010	46.5%	58.8%	56.6%
% of all assessments that were assess and refuse (rolling 12 month period)	293	1,010	29.0%	10.3%	11.8%
% of all assessments that were assess and review (rolling 12 month period)	247	1,010	24.5%	30.9%	31.6%
% of terminated courses where treatment was abandoned or discontinued (rolling 12 month period)	26	407	6.4%	7.0%	7.7%
% of completed treatments indicating that PAR score was taken (year to date)	37	381	9.7%	55.6%	58.4%
Rate of removable appliances per 100 fixed appliances - proposed treatment (rolling 12 month period)	15	903	1.66	5.12	5.64
Rate of removable appliances per 100 fixed appliances - completed treatment (rolling 12 month period)	6	716	0.84	3.95	4.81
% of courses of treatment with removable appliances only - proposed treatment (rolling 12 month period)	8	470	1.7%	1.8%	2.0%
% of courses of treatment with removable appliances only - completed treatment (rolling 12 month period)	1	381	0.3%	1.7%	1.5%
% of patients satisfied with the treatment they have received (rolling 12 month period)	6	7	85.7%	96.9%	96.0%

\* Figures in italics indicate that the base number is less than 100.

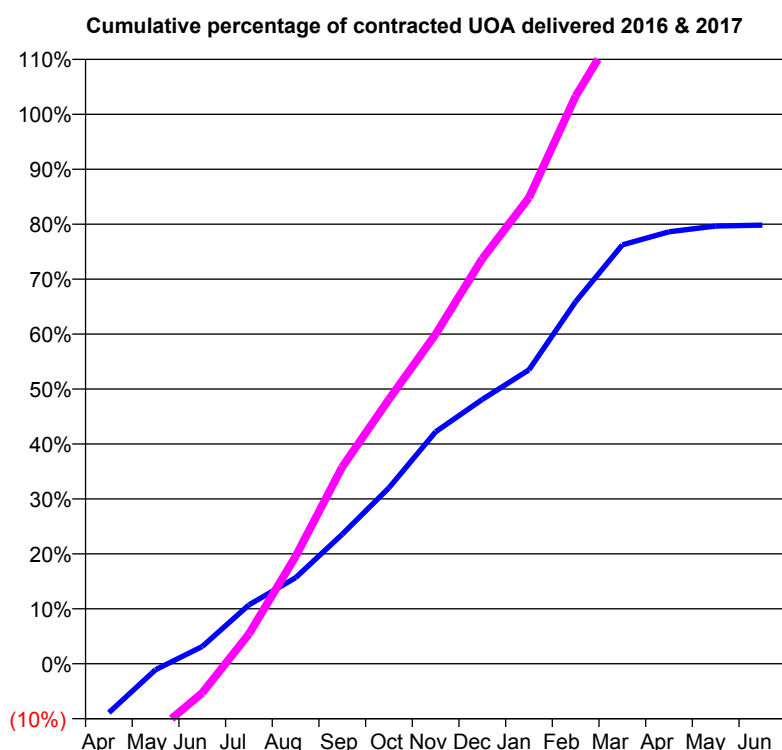
**Q70 - Vital Signs Orthodontic At a Glance Contract Report for 181595/0002 - March 2017**

Name or company name	Mrs F Boardman & Mr D Tehrani Yeganeh
Contract type name	PDS Contract
Purpose of contract	Orthodontic
Contract start date	01/04/2010
Contract end date	31/03/2020

16/17 Contracted general activity (UDA)	0
Carry forward general activity (UDA)	0
16/17 Contracted orthodontic activity (UOA)	7,684
Carry forward orthodontic activity (UOA)	2,326
Baseline contract value	£498,253.00

**ACCESS**

	Contract	England and Wales
24 month ratio of assessments to patient IDs	1.07	1.09

**ACTIVITY**


Month	Adjusted Scheduled Activity (UOA)	
	2016	2017
April	-1,028	-1,651
May	-126	-957
June	361	-409
July	1,234	417
August	1,806	1,503
September	2,717	2,753
October	3,690	3,698
November	4,865	4,609
December	5,546	5,665
January	6,166	6,519
February	7,596	7,938
March	8,787	9,016
April	9,060	
May	9,180	
June	9,200	

**QUALITY**

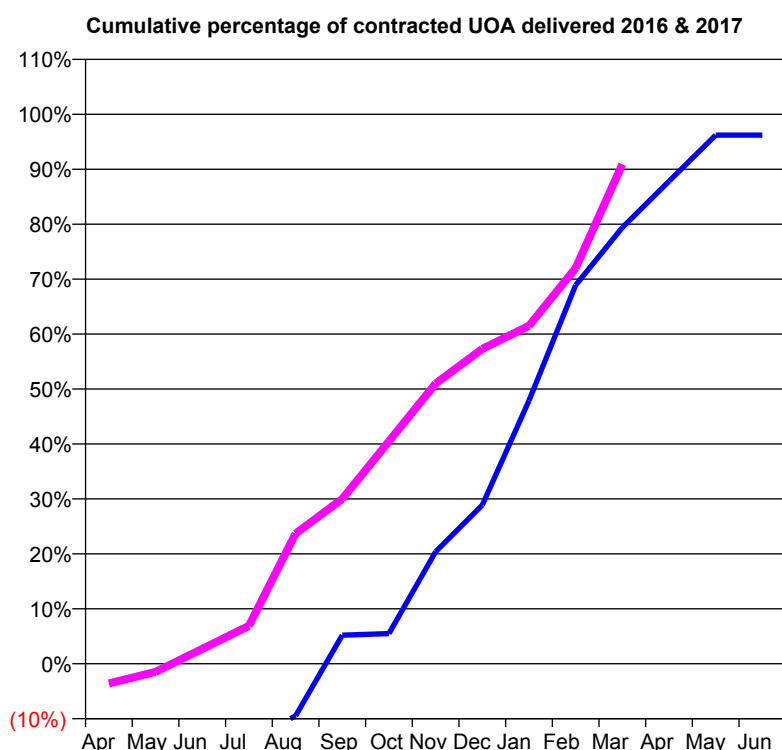
	Contract Quantity	Contract Base Number	Contract *	Region	England
% of all assessments that were assess and fit appliances (rolling 12 month period)	556	1,241	44.8%	58.8%	56.6%
% of all assessments that were assess and refuse (rolling 12 month period)	227	1,241	18.3%	10.3%	11.8%
% of all assessments that were assess and review (rolling 12 month period)	458	1,241	36.9%	30.9%	31.6%
% of terminated courses where treatment was abandoned or discontinued (rolling 12 month period)	42	527	8.0%	7.0%	7.7%
% of completed treatments indicating that PAR score was taken (year to date)	310	485	63.9%	55.6%	58.4%
Rate of removable appliances per 100 fixed appliances - proposed treatment (rolling 12 month period)	5	1,081	0.46	5.12	5.64
Rate of removable appliances per 100 fixed appliances - completed treatment (rolling 12 month period)	7	952	0.74	3.95	4.81
% of courses of treatment with removable appliances only - proposed treatment (rolling 12 month period)	2	556	0.4%	1.8%	2.0%
% of courses of treatment with removable appliances only - completed treatment (rolling 12 month period)	3	485	0.6%	1.7%	1.5%
% of patients satisfied with the treatment they have received (rolling 12 month period)	21	22	95.5%	96.9%	96.0%

\* Figures in italics indicate that the base number is less than 100.

**Q70 - Vital Signs Orthodontic At a Glance Contract Report for 183563/0002 - March 2017**

Name or company name	Madeira Road Partnership	16/17 Contracted general activity (UDA)	0
Contract type name	GDS Contract	Carry forward general activity (UDA)	0
Purpose of contract	General and Orthodontic	16/17 Contracted orthodontic activity (UOA)	1,000
Contract start date	01/04/2010	Carry forward orthodontic activity (UOA)	38
Contract end date	31/03/2017	Baseline contract value	£58,986.97

ACCESS	Contract	England and Wales
24 month ratio of assessments to patient IDs	1.02	1.09

**ACTIVITY**


Month	Adjusted Scheduled Activity (UOA)	
	2016	2017
April	-267	-36
May	-204	-15
June	-183	27
July	-141	69
August	-95	237
September	52	300
October	55	405
November	204	510
December	289	573
January	479	615
February	689	720
March	794	909
April	878	
May	962	
June	962	

**QUALITY**

	Contract Quantity	Contract Base Number	Contract *	Region	England
% of all assessments that were assess and fit appliances (rolling 12 month period)	53	58	91.4%	58.8%	56.6%
% of all assessments that were assess and refuse (rolling 12 month period)	0	58	0.0%	10.3%	11.8%
% of all assessments that were assess and review (rolling 12 month period)	5	58	8.6%	30.9%	31.6%
% of terminated courses where treatment was abandoned or discontinued (rolling 12 month period)	15	59	25.4%	7.0%	7.7%
% of completed treatments indicating that PAR score was taken (year to date)	16	44	36.4%	55.6%	58.4%
Rate of removable appliances per 100 fixed appliances - proposed treatment (rolling 12 month period)	6	75	8.00	5.12	5.64
Rate of removable appliances per 100 fixed appliances - completed treatment (rolling 12 month period)	10	85	11.76	3.95	4.81
% of courses of treatment with removable appliances only - proposed treatment (rolling 12 month period)	6	53	11.3%	1.8%	2.0%
% of courses of treatment with removable appliances only - completed treatment (rolling 12 month period)	0	44	0.0%	1.7%	1.5%
% of patients satisfied with the treatment they have received (rolling 12 month period)	0	0	N/A	96.9%	96.0%

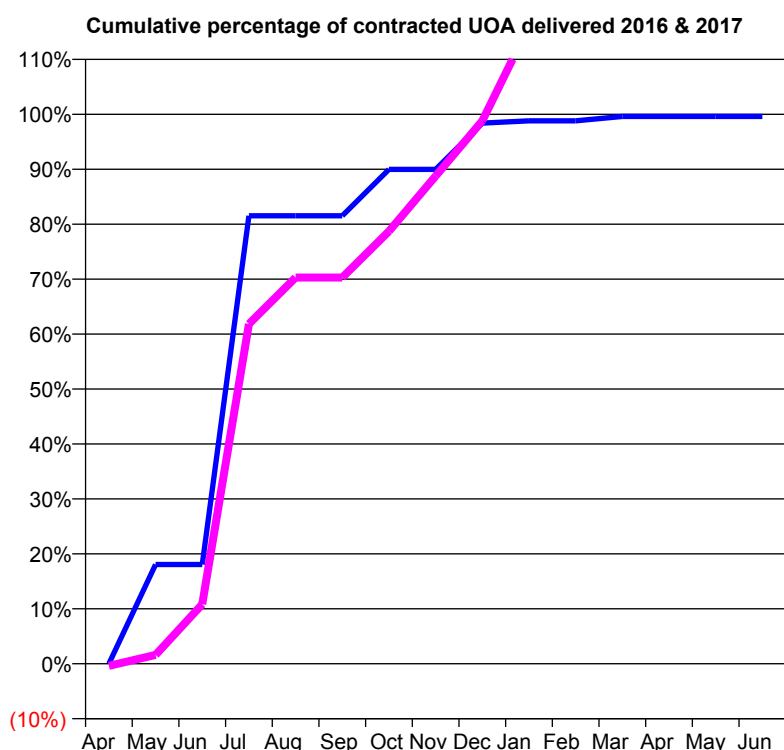
\* Figures in italics indicate that the base number is less than 100.

**Q70 - Vital Signs Orthodontic At a Glance Contract Report for 188492/0001 - March 2017**

Name or company name	Guinea Court Dental Partnership
Contract type name	GDS Contract
Purpose of contract	General and Orthodontic
Contract start date	01/04/2011
Contract end date	

16/17 Contracted general activity (UDA)	3,500
Carry forward general activity (UDA)	0
16/17 Contracted orthodontic activity (UOA)	249
Carry forward orthodontic activity (UOA)	1
Baseline contract value	£101,033.82

ACCESS	Contract	England and Wales
24 month ratio of assessments to patient IDs	1.19	1.09

**ACTIVITY**


Month	Adjusted Scheduled Activity (UOA)	
	2016	2017
April	0	-1
May	45	4
June	45	27
July	203	154
August	203	175
September	203	175
October	224	196
November	224	221
December	245	246
January	246	289
February	246	312
March	248	312
April	248	
May	248	
June	248	

**QUALITY**

	Contract Quantity	Contract Base Number	Contract *	Region	England
% of all assessments that were assess and fit appliances (rolling 12 month period)	14	34	41.2%	58.8%	56.6%
% of all assessments that were assess and refuse (rolling 12 month period)	4	34	11.8%	10.3%	11.8%
% of all assessments that were assess and review (rolling 12 month period)	16	34	47.1%	30.9%	31.6%
% of terminated courses where treatment was abandoned or discontinued (rolling 12 month period)	0	11	0.0%	7.0%	7.7%
% of completed treatments indicating that PAR score was taken (year to date)	7	11	63.6%	55.6%	58.4%
Rate of removable appliances per 100 fixed appliances - proposed treatment (rolling 12 month period)	0	0	N/A	5.12	5.64
Rate of removable appliances per 100 fixed appliances - completed treatment (rolling 12 month period)	0	0	N/A	3.95	4.81
% of courses of treatment with removable appliances only - proposed treatment (rolling 12 month period)	0	14	0.0%	1.8%	2.0%
% of courses of treatment with removable appliances only - completed treatment (rolling 12 month period)	0	11	0.0%	1.7%	1.5%
% of patients satisfied with the treatment they have received (rolling 12 month period)	0	0	N/A	96.9%	96.0%

\* Figures in italics indicate that the base number is less than 100.

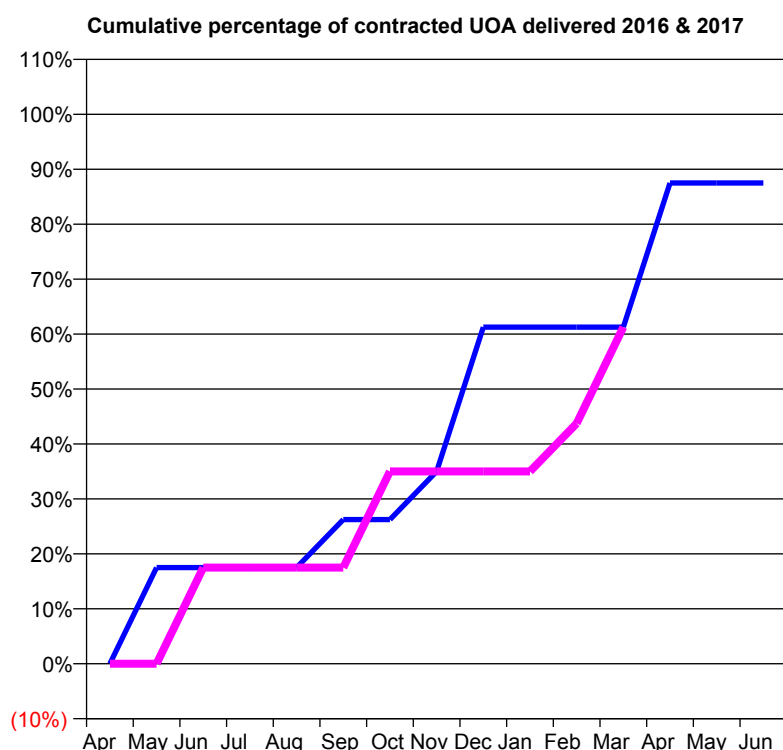
**Q70 - Vital Signs Orthodontic At a Glance Contract Report for 190195/0006 - March 2017**

Name or company name	Xeon Smiles UK Ltd
Contract type name	GDS Contract
Purpose of contract	General and Orthodontic
Contract start date	09/06/2008
Contract end date	

16/17 Contracted general activity (UDA)	4,501
Carry forward general activity (UDA)	0
16/17 Contracted orthodontic activity (UOA)	240
Carry forward orthodontic activity (UOA)	0
Baseline contract value	£118,346.43

**ACCESS**

	Contract	England and Wales
24 month ratio of assessments to patient IDs	1.00	1.09

**ACTIVITY**


Month	Adjusted Scheduled Activity (UOA)	
	2016	2017
April	0	0
May	42	0
June	42	42
July	42	42
August	42	42
September	63	42
October	63	84
November	84	84
December	147	84
January	147	84
February	147	105
March	147	147
April	210	
May	210	
June	210	

**QUALITY**

	Contract Quantity	Contract Base Number	Contract *	Region	England
% of all assessments that were assess and fit appliances (rolling 12 month period)	10	10	100.0%	58.8%	56.6%
% of all assessments that were assess and refuse (rolling 12 month period)	0	10	0.0%	10.3%	11.8%
% of all assessments that were assess and review (rolling 12 month period)	0	10	0.0%	30.9%	31.6%
% of terminated courses where treatment was abandoned or discontinued (rolling 12 month period)	0	0	N/A	7.0%	7.7%
% of completed treatments indicating that PAR score was taken (year to date)	0	0	N/A	55.6%	58.4%
Rate of removable appliances per 100 fixed appliances - proposed treatment (rolling 12 month period)	0	0	N/A	5.12	5.64
Rate of removable appliances per 100 fixed appliances - completed treatment (rolling 12 month period)	0	0	N/A	3.95	4.81
% of courses of treatment with removable appliances only - proposed treatment (rolling 12 month period)	0	10	0.0%	1.8%	2.0%
% of courses of treatment with removable appliances only - completed treatment (rolling 12 month period)	0	0	N/A	1.7%	1.5%
% of patients satisfied with the treatment they have received (rolling 12 month period)	0	0	N/A	96.9%	96.0%

\* Figures in italics indicate that the base number is less than 100.

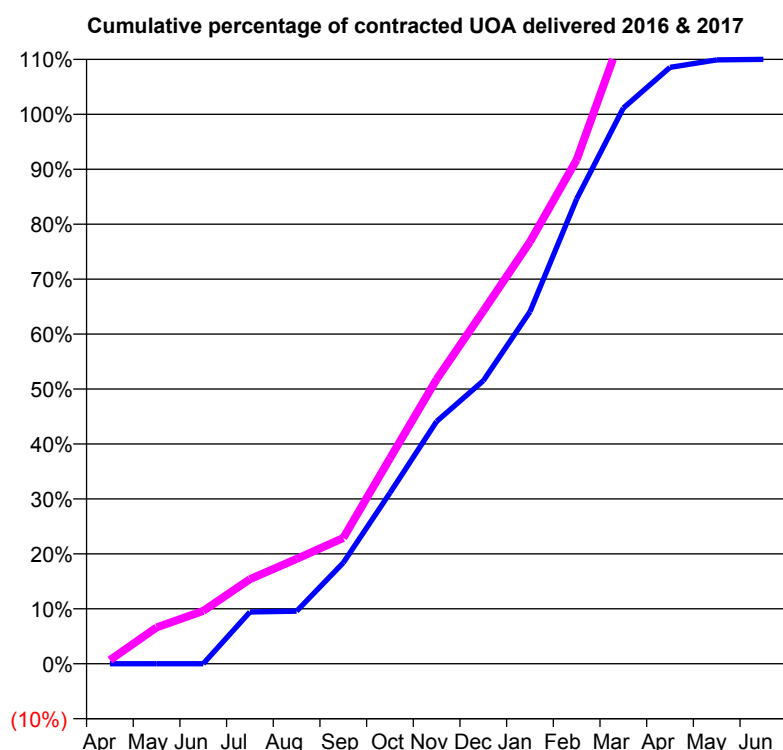
**Q70 - Vital Signs Orthodontic At a Glance Contract Report for 191396/0001 - March 2017**

Name or company name	Elizabeth Richardson (trading as Basingsto
Contract type name	PDS Contract
Purpose of contract	Orthodontic
Contract start date	01/05/2015
Contract end date	31/03/2018

16/17 Contracted general activity (UDA)	0
Carry forward general activity (UDA)	0
16/17 Contracted orthodontic activity (UOA)	3,473
Carry forward orthodontic activity (UOA)	0
Baseline contract value	£204,945.34

**ACCESS**

	Contract	England and Wales
24 month ratio of assessments to patient IDs	1.09	1.09

**ACTIVITY**


Month	Adjusted Scheduled Activity (UOA)	
	2016	2017
April	0	23
May	0	230
June	0	334
July	300	535
August	305	663
September	585	795
October	990	1,298
November	1,404	1,798
December	1,640	2,229
January	2,040	2,667
February	2,693	3,185
March	3,220	4,000
April	3,456	
May	3,499	
June	3,502	

**QUALITY**

	Contract Quantity	Contract Base Number	Contract *	Region	England
% of all assessments that were assess and fit appliances (rolling 12 month period)	199	393	50.6%	58.8%	56.6%
% of all assessments that were assess and refuse (rolling 12 month period)	41	393	10.4%	10.3%	11.8%
% of all assessments that were assess and review (rolling 12 month period)	153	393	38.9%	30.9%	31.6%
% of terminated courses where treatment was abandoned or discontinued (rolling 12 month period)	61	320	19.1%	7.0%	7.7%
% of completed treatments indicating that PAR score was taken (year to date)	90	259	34.7%	55.6%	58.4%
Rate of removable appliances per 100 fixed appliances - proposed treatment (rolling 12 month period)	64	371	17.25	5.12	5.64
Rate of removable appliances per 100 fixed appliances - completed treatment (rolling 12 month period)	89	437	20.37	3.95	4.81
% of courses of treatment with removable appliances only - proposed treatment (rolling 12 month period)	2	199	1.0%	1.8%	2.0%
% of courses of treatment with removable appliances only - completed treatment (rolling 12 month period)	4	259	1.5%	1.7%	1.5%
% of patients satisfied with the treatment they have received (rolling 12 month period)	17	17	100.0%	96.9%	96.0%

\* Figures in italics indicate that the base number is less than 100.

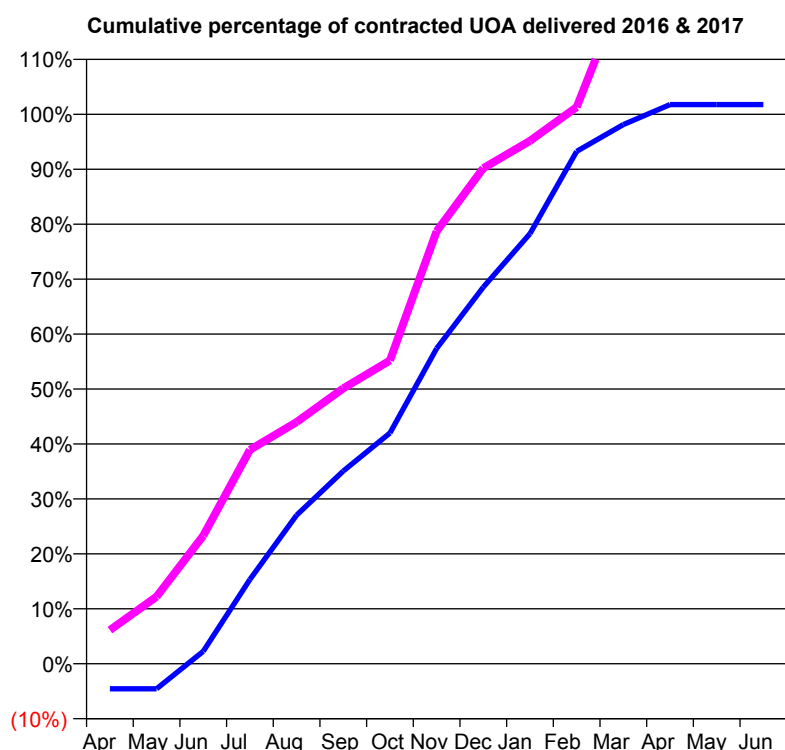
**Q70 - Vital Signs Orthodontic At a Glance Contract Report for 193682/0001 - March 2017**

Name or company name	Braceurself Limited
Contract type name	PDS Contract
Purpose of contract	Orthodontic
Contract start date	01/04/2011
Contract end date	31/03/2018

16/17 Contracted general activity (UDA)	0
Carry forward general activity (UDA)	0
16/17 Contracted orthodontic activity (UOA)	3,446
Carry forward orthodontic activity (UOA)	0
Baseline contract value	£195,780.02

**ACCESS**

	Contract	England and Wales
24 month ratio of assessments to patient IDs	1.03	1.09

**ACTIVITY**


Month	Adjusted Scheduled Activity (UOA)	
	2016	2017
April	-158	211
May	-158	421
June	78	803
July	529	1,342
August	932	1,516
September	1,209	1,727
October	1,447	1,902
November	1,977	2,712
December	2,362	3,108
January	2,697	3,279
February	3,213	3,491
March	3,381	4,226
April	3,507	
May	3,507	
June	3,507	

**QUALITY**

	Contract Quantity	Contract Base Number	Contract *	Region	England
% of all assessments that were assess and fit appliances (rolling 12 month period)	216	278	77.7%	58.8%	56.6%
% of all assessments that were assess and refuse (rolling 12 month period)	13	278	4.7%	10.3%	11.8%
% of all assessments that were assess and review (rolling 12 month period)	49	278	17.6%	30.9%	31.6%
% of terminated courses where treatment was abandoned or discontinued (rolling 12 month period)	7	165	4.2%	7.0%	7.7%
% of completed treatments indicating that PAR score was taken (year to date)	47	156	30.1%	55.6%	58.4%
Rate of removable appliances per 100 fixed appliances - proposed treatment (rolling 12 month period)	6	424	1.42	5.12	5.64
Rate of removable appliances per 100 fixed appliances - completed treatment (rolling 12 month period)	23	266	8.65	3.95	4.81
% of courses of treatment with removable appliances only - proposed treatment (rolling 12 month period)	3	216	1.4%	1.8%	2.0%
% of courses of treatment with removable appliances only - completed treatment (rolling 12 month period)	1	158	0.6%	1.7%	1.5%
% of patients satisfied with the treatment they have received (rolling 12 month period)	12	12	100.0%	96.9%	96.0%

\* Figures in italics indicate that the base number is less than 100.

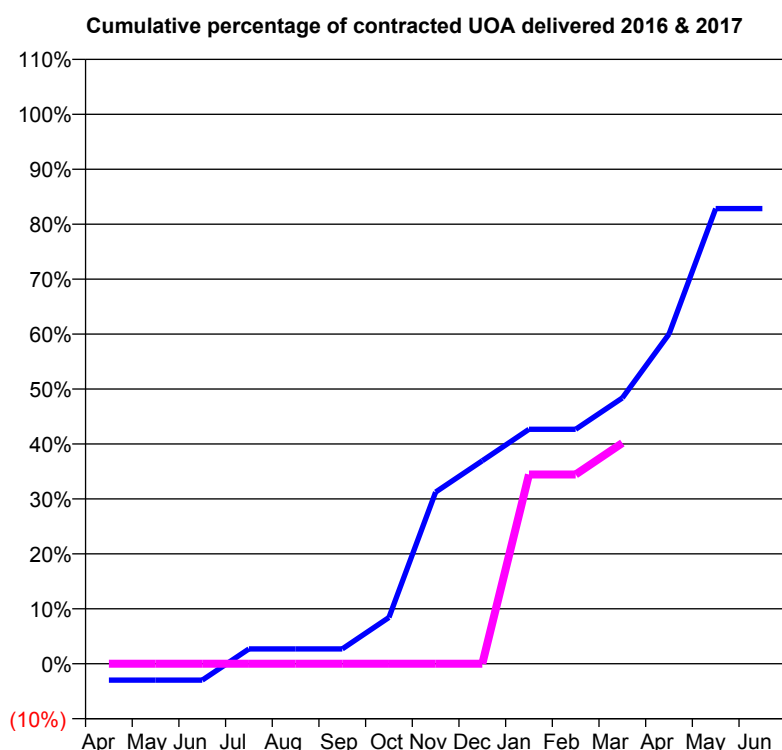
**Q70 - Vital Signs Orthodontic At a Glance Contract Report for 215066/0001 - March 2017**

Name or company name	MR AM SIMMONS
Contract type name	GDS Contract
Purpose of contract	General and Orthodontic
Contract start date	01/04/2006
Contract end date	

16/17 Contracted general activity (UDA)	1,000
Carry forward general activity (UDA)	0
16/17 Contracted orthodontic activity (UOA)	368
Carry forward orthodontic activity (UOA)	0
Baseline contract value	£50,251.00

**ACCESS**

	Contract	England and Wales
24 month ratio of assessments to patient IDs	1.00	1.09

**ACTIVITY**


Month	Adjusted Scheduled Activity (UOA)	
	2016	2017
April	-11	0
May	-11	0
June	-11	0
July	10	0
August	10	0
September	10	0
October	31	0
November	115	0
December	136	0
January	157	127
February	157	127
March	178	148
April	221	
May	305	
June	305	

**QUALITY**

	Contract Quantity	Contract Base Number	Contract *	Region	England
% of all assessments that were assess and fit appliances (rolling 12 month period)	13	13	100.0%	58.8%	56.6%
% of all assessments that were assess and refuse (rolling 12 month period)	0	13	0.0%	10.3%	11.8%
% of all assessments that were assess and review (rolling 12 month period)	0	13	0.0%	30.9%	31.6%
% of terminated courses where treatment was abandoned or discontinued (rolling 12 month period)	0	9	0.0%	7.0%	7.7%
% of completed treatments indicating that PAR score was taken (year to date)	9	9	100.0%	55.6%	58.4%
Rate of removable appliances per 100 fixed appliances - proposed treatment (rolling 12 month period)	0	26	0.00	5.12	5.64
Rate of removable appliances per 100 fixed appliances - completed treatment (rolling 12 month period)	1	1	100.00	3.95	4.81
% of courses of treatment with removable appliances only - proposed treatment (rolling 12 month period)	0	13	0.0%	1.8%	2.0%
% of courses of treatment with removable appliances only - completed treatment (rolling 12 month period)	0	9	0.0%	1.7%	1.5%
% of patients satisfied with the treatment they have received (rolling 12 month period)	0	0	N/A	96.9%	96.0%

\* Figures in italics indicate that the base number is less than 100.



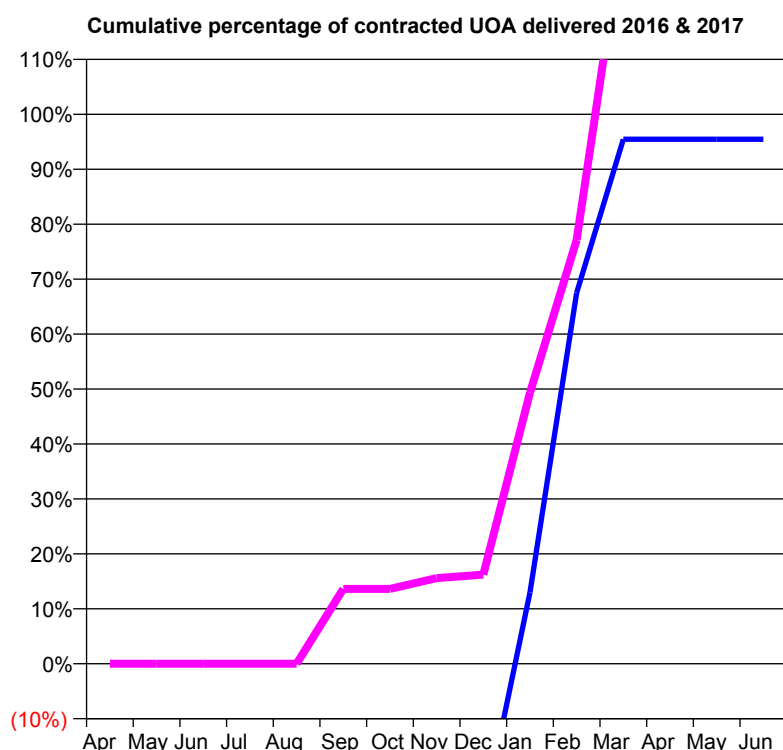
**Q70 - Vital Signs Orthodontic At a Glance Contract Report for 215872/0003 - March 2017**

Name or company name	MR AL GIRLING
Contract type name	GDS Contract
Purpose of contract	General and Orthodontic
Contract start date	01/04/2006
Contract end date	

16/17 Contracted general activity (UDA)	1,849
Carry forward general activity (UDA)	23
16/17 Contracted orthodontic activity (UOA)	154
Carry forward orthodontic activity (UOA)	0
Baseline contract value	£56,179.63

**ACCESS**

	Contract	England and Wales
24 month ratio of assessments to patient IDs	1.02	1.09

**ACTIVITY**


Month	Adjusted Scheduled Activity (UOA)	
	2016	2017
April	-110	0
May	-110	0
June	-110	0
July	-110	0
August	-110	0
September	-110	21
October	-110	21
November	-43	24
December	-43	25
January	20	76
February	104	119
March	147	207
April	147	
May	147	
June	147	

**QUALITY**

	Contract Quantity	Contract Base Number	Contract *	Region	England
% of all assessments that were assess and fit appliances (rolling 12 month period)	9	26	34.6%	58.8%	56.6%
% of all assessments that were assess and refuse (rolling 12 month period)	2	26	7.7%	10.3%	11.8%
% of all assessments that were assess and review (rolling 12 month period)	15	26	57.7%	30.9%	31.6%
% of terminated courses where treatment was abandoned or discontinued (rolling 12 month period)	1	8	12.5%	7.0%	7.7%
% of completed treatments indicating that PAR score was taken (year to date)	5	7	71.4%	55.6%	58.4%
Rate of removable appliances per 100 fixed appliances - proposed treatment (rolling 12 month period)	0	17	0.00	5.12	5.64
Rate of removable appliances per 100 fixed appliances - completed treatment (rolling 12 month period)	0	0	N/A	3.95	4.81
% of courses of treatment with removable appliances only - proposed treatment (rolling 12 month period)	0	9	0.0%	1.8%	2.0%
% of courses of treatment with removable appliances only - completed treatment (rolling 12 month period)	0	7	0.0%	1.7%	1.5%
% of patients satisfied with the treatment they have received (rolling 12 month period)	1	1	100.0%	96.9%	96.0%

\* Figures in italics indicate that the base number is less than 100.

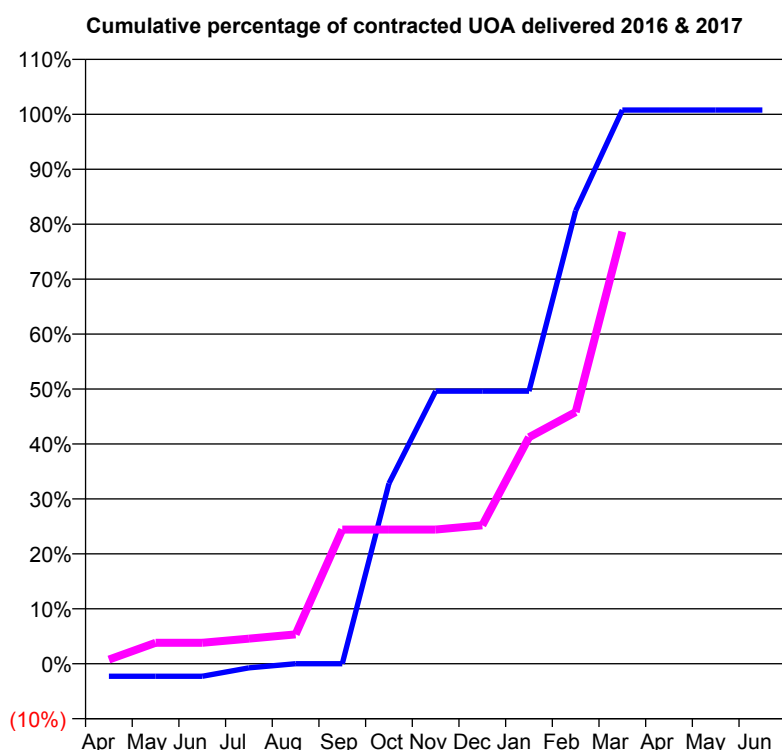
**Q70 - Vital Signs Orthodontic At a Glance Contract Report for 221252/0001 - March 2017**

Name or company name	MR JR LIPPETT
Contract type name	GDS Contract
Purpose of contract	General and Orthodontic
Contract start date	01/04/2006
Contract end date	

16/17 Contracted general activity (UDA)	1,500
Carry forward general activity (UDA)	-10
16/17 Contracted orthodontic activity (UOA)	131
Carry forward orthodontic activity (UOA)	-1
Baseline contract value	£47,378.64

**ACCESS**

	Contract	England and Wales
24 month ratio of assessments to patient IDs	1.04	1.09

**ACTIVITY**


Month	Adjusted Scheduled Activity (UOA)	
	2016	2017
April	-3	1
May	-3	5
June	-3	5
July	-1	6
August	0	7
September	0	32
October	43	32
November	65	32
December	65	33
January	65	54
February	108	60
March	132	103
April	132	
May	132	
June	132	

**QUALITY**

	Contract Quantity	Contract Base Number	Contract *	Region	England
% of all assessments that were assess and fit appliances (rolling 12 month period)	7	13	53.8%	58.8%	56.6%
% of all assessments that were assess and refuse (rolling 12 month period)	0	13	0.0%	10.3%	11.8%
% of all assessments that were assess and review (rolling 12 month period)	6	13	46.2%	30.9%	31.6%
% of terminated courses where treatment was abandoned or discontinued (rolling 12 month period)	0	4	0.0%	7.0%	7.7%
% of completed treatments indicating that PAR score was taken (year to date)	4	4	100.0%	55.6%	58.4%
Rate of removable appliances per 100 fixed appliances - proposed treatment (rolling 12 month period)	3	0	N/A	5.12	5.64
Rate of removable appliances per 100 fixed appliances - completed treatment (rolling 12 month period)	1	0	N/A	3.95	4.81
% of courses of treatment with removable appliances only - proposed treatment (rolling 12 month period)	3	7	42.9%	1.8%	2.0%
% of courses of treatment with removable appliances only - completed treatment (rolling 12 month period)	1	4	25.0%	1.7%	1.5%
% of patients satisfied with the treatment they have received (rolling 12 month period)	0	0	N/A	96.9%	96.0%

\* Figures in italics indicate that the base number is less than 100.

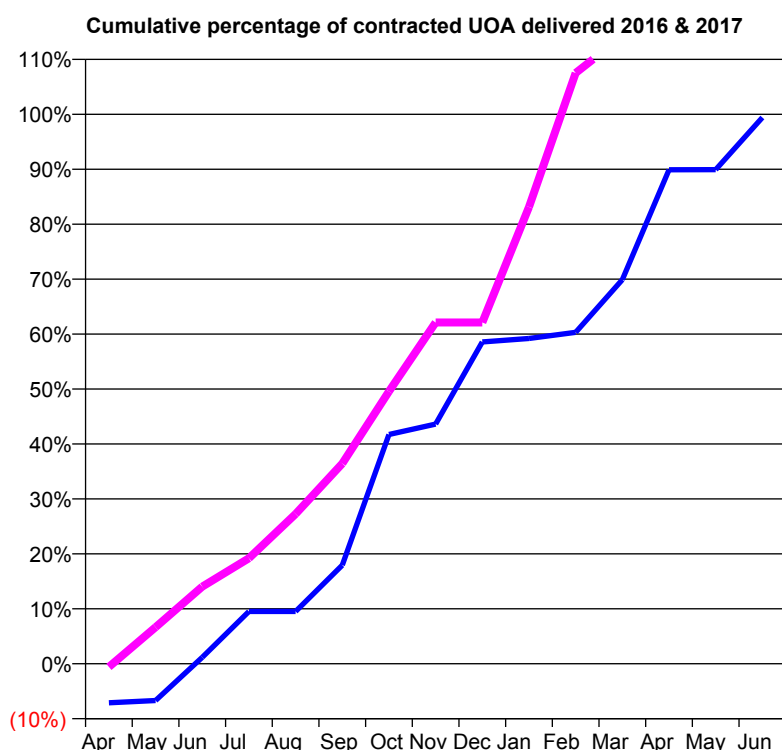
**Q70 - Vital Signs Orthodontic At a Glance Contract Report for 250481/0002 - March 2017**

Name or company name	MR GK FLATISCHLER
Contract type name	PDS Contract
Purpose of contract	Orthodontic
Contract start date	01/04/2006
Contract end date	31/03/2018

16/17 Contracted general activity (UDA)	0
Carry forward general activity (UDA)	0
16/17 Contracted orthodontic activity (UOA)	10,372
Carry forward orthodontic activity (UOA)	61
Baseline contract value	£672,528.73

**ACCESS**

	Contract	England and Wales
24 month ratio of assessments to patient IDs	1.02	1.09

**ACTIVITY**


Month	Adjusted Scheduled Activity (UOA)	
	2016	2017
April	-739	-61
May	-697	692
June	121	1,457
July	987	1,991
August	987	2,828
September	1,862	3,778
October	4,328	5,140
November	4,523	6,442
December	6,075	6,442
January	6,139	8,622
February	6,255	11,151
March	7,250	11,840
April	9,325	
May	9,327	
June	10,311	

**QUALITY**

	Contract Quantity	Contract Base Number	Contract *	Region	England
% of all assessments that were assess and fit appliances (rolling 12 month period)	703	1,034	68.0%	58.8%	56.6%
% of all assessments that were assess and refuse (rolling 12 month period)	177	1,034	17.1%	10.3%	11.8%
% of all assessments that were assess and review (rolling 12 month period)	154	1,034	14.9%	30.9%	31.6%
% of terminated courses where treatment was abandoned or discontinued (rolling 12 month period)	15	274	5.5%	7.0%	7.7%
% of completed treatments indicating that PAR score was taken (year to date)	96	259	37.1%	55.6%	58.4%
Rate of removable appliances per 100 fixed appliances - proposed treatment (rolling 12 month period)	0	0	N/A	5.12	5.64
Rate of removable appliances per 100 fixed appliances - completed treatment (rolling 12 month period)	0	0	N/A	3.95	4.81
% of courses of treatment with removable appliances only - proposed treatment (rolling 12 month period)	0	703	0.0%	1.8%	2.0%
% of courses of treatment with removable appliances only - completed treatment (rolling 12 month period)	0	259	0.0%	1.7%	1.5%
% of patients satisfied with the treatment they have received (rolling 12 month period)	40	43	93.0%	96.9%	96.0%

\* Figures in italics indicate that the base number is less than 100.

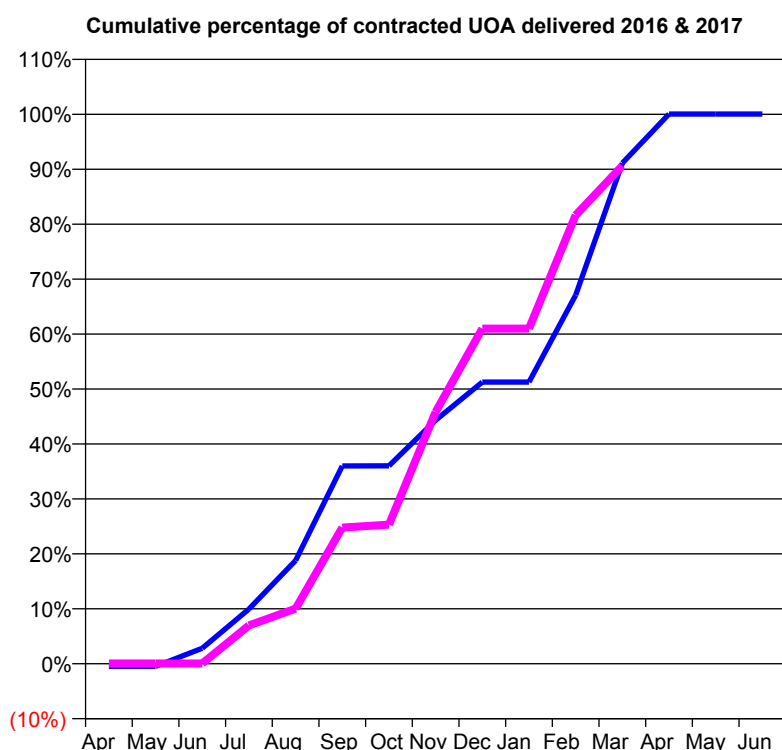
**Q70 - Vital Signs Orthodontic At a Glance Contract Report for 254169/0002 - March 2017**

Name or company name	MR V KONTOGIANNIS
Contract type name	PDS Contract
Purpose of contract	Orthodontic
Contract start date	01/04/2006
Contract end date	31/03/2026

16/17 Contracted general activity (UDA)	0
Carry forward general activity (UDA)	0
16/17 Contracted orthodontic activity (UOA)	3,869
Carry forward orthodontic activity (UOA)	-2
Baseline contract value	£250,902.60

**ACCESS**

	Contract	England and Wales
24 month ratio of assessments to patient IDs	1.03	1.09

**ACTIVITY**


Month	Adjusted Scheduled Activity (UOA)	
	2016	2017
April	-19	2
May	-19	2
June	109	2
July	385	270
August	727	388
September	1,393	959
October	1,394	980
November	1,715	1,773
December	1,983	2,360
January	1,983	2,360
February	2,596	3,159
March	3,525	3,506
April	3,871	
May	3,871	
June	3,871	

**QUALITY**

	Contract Quantity	Contract Base Number	Contract *	Region	England
% of all assessments that were assess and fit appliances (rolling 12 month period)	174	368	47.3%	58.8%	56.6%
% of all assessments that were assess and refuse (rolling 12 month period)	49	368	13.3%	10.3%	11.8%
% of all assessments that were assess and review (rolling 12 month period)	145	368	39.4%	30.9%	31.6%
% of terminated courses where treatment was abandoned or discontinued (rolling 12 month period)	6	151	4.0%	7.0%	7.7%
% of completed treatments indicating that PAR score was taken (year to date)	39	144	27.1%	55.6%	58.4%
Rate of removable appliances per 100 fixed appliances - proposed treatment (rolling 12 month period)	28	347	8.07	5.12	5.64
Rate of removable appliances per 100 fixed appliances - completed treatment (rolling 12 month period)	0	0	N/A	3.95	4.81
% of courses of treatment with removable appliances only - proposed treatment (rolling 12 month period)	0	174	0.0%	1.8%	2.0%
% of courses of treatment with removable appliances only - completed treatment (rolling 12 month period)	0	145	0.0%	1.7%	1.5%
% of patients satisfied with the treatment they have received (rolling 12 month period)	2	2	100.0%	96.9%	96.0%

\* Figures in italics indicate that the base number is less than 100.

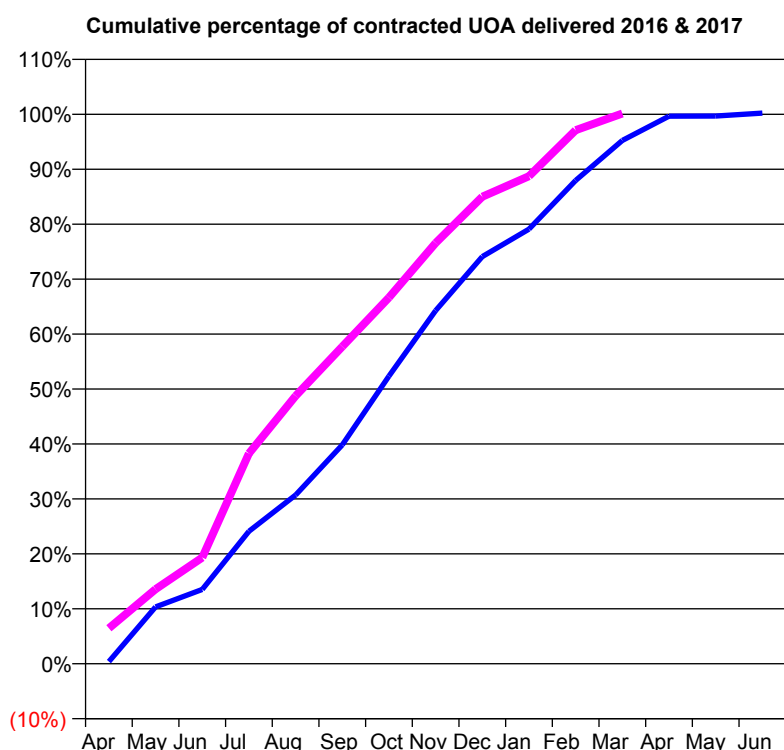
**Q70 - Vital Signs Orthodontic At a Glance Contract Report for 310360/0001 - March 2017**

Name or company name	MRS ME LAMMIMAN
Contract type name	PDS Contract
Purpose of contract	Orthodontic
Contract start date	01/04/2006
Contract end date	31/03/2019

16/17 Contracted general activity (UDA)	0
Carry forward general activity (UDA)	0
16/17 Contracted orthodontic activity (UOA)	4,027
Carry forward orthodontic activity (UOA)	-8
Baseline contract value	£250,575.99

**ACCESS**

	Contract	England and Wales
24 month ratio of assessments to patient IDs	1.12	1.09

**ACTIVITY**


Month	Adjusted Scheduled Activity (UOA)	
	2016	2017
April	16	260
May	417	547
June	545	779
July	971	1,541
August	1,237	1,963
September	1,604	2,325
October	2,109	2,684
November	2,589	3,084
December	2,984	3,423
January	3,185	3,573
February	3,542	3,911
March	3,835	4,032
April	4,013	
May	4,014	
June	4,035	

**QUALITY**

	Contract Quantity	Contract Base Number	Contract *	Region	England
% of all assessments that were assess and fit appliances (rolling 12 month period)	189	442	42.8%	58.8%	56.6%
% of all assessments that were assess and refuse (rolling 12 month period)	35	442	7.9%	10.3%	11.8%
% of all assessments that were assess and review (rolling 12 month period)	218	442	49.3%	30.9%	31.6%
% of terminated courses where treatment was abandoned or discontinued (rolling 12 month period)	38	181	21.0%	7.0%	7.7%
% of completed treatments indicating that PAR score was taken (year to date)	78	143	54.5%	55.6%	58.4%
Rate of removable appliances per 100 fixed appliances - proposed treatment (rolling 12 month period)	11	374	2.94	5.12	5.64
Rate of removable appliances per 100 fixed appliances - completed treatment (rolling 12 month period)	3	275	1.09	3.95	4.81
% of courses of treatment with removable appliances only - proposed treatment (rolling 12 month period)	0	189	0.0%	1.8%	2.0%
% of courses of treatment with removable appliances only - completed treatment (rolling 12 month period)	1	143	0.7%	1.7%	1.5%
% of patients satisfied with the treatment they have received (rolling 12 month period)	10	10	100.0%	96.9%	96.0%

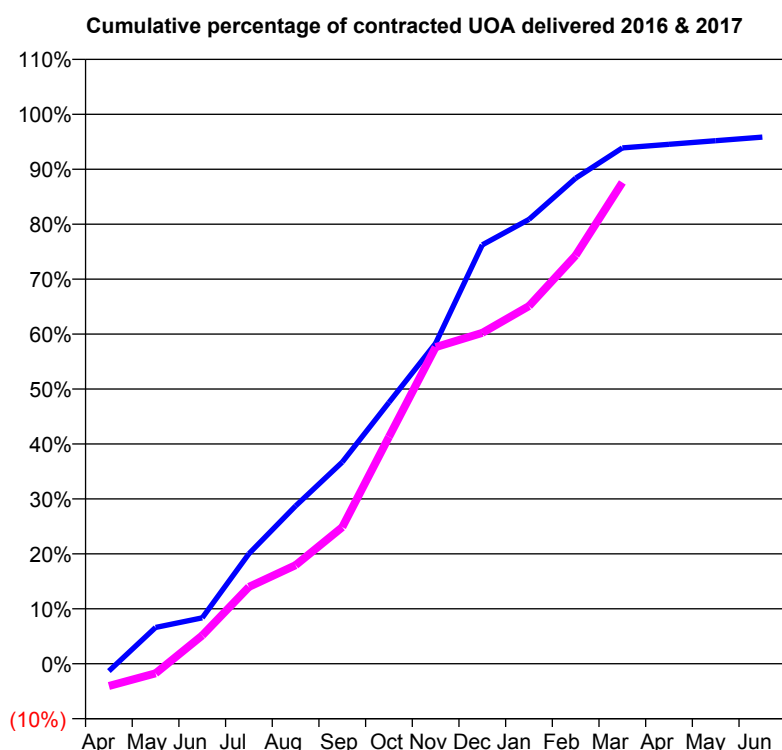
\* Figures in italics indicate that the base number is less than 100.

**Q70 - Vital Signs Orthodontic At a Glance Contract Report for 332682/0001 - March 2017**

Name or company name	MRS EC WEEKS
Contract type name	PDS Contract
Purpose of contract	Orthodontic
Contract start date	01/04/2006
Contract end date	31/03/2018

16/17 Contracted general activity (UDA)	0
Carry forward general activity (UDA)	0
16/17 Contracted orthodontic activity (UOA)	2,730
Carry forward orthodontic activity (UOA)	132
Baseline contract value	£162,110.00

ACCESS	Contract	England and Wales
24 month ratio of assessments to patient IDs	1.03	1.09

**ACTIVITY**


Month	Adjusted Scheduled Activity (UOA)	
	2016	2017
April	-43	-111
May	210	-48
June	266	141
July	637	382
August	913	490
September	1,167	679
October	1,512	1,127
November	1,855	1,573
December	2,424	1,644
January	2,572	1,777
February	2,810	2,029
March	2,985	2,391
April	3,006	
May	3,027	
June	3,048	

QUALITY	Contract Quantity	Contract Base Number	Contract *	Region	England
% of all assessments that were assess and fit appliances (rolling 12 month period)	126	156	80.8%	58.8%	56.6%
% of all assessments that were assess and refuse (rolling 12 month period)	14	156	9.0%	10.3%	11.8%
% of all assessments that were assess and review (rolling 12 month period)	16	156	10.3%	30.9%	31.6%
% of terminated courses where treatment was abandoned or discontinued (rolling 12 month period)	7	136	5.1%	7.0%	7.7%
% of completed treatments indicating that PAR score was taken (year to date)	100	129	77.5%	55.6%	58.4%
Rate of removable appliances per 100 fixed appliances - proposed treatment (rolling 12 month period)	40	236	16.95	5.12	5.64
Rate of removable appliances per 100 fixed appliances - completed treatment (rolling 12 month period)	46	246	18.70	3.95	4.81
% of courses of treatment with removable appliances only - proposed treatment (rolling 12 month period)	3	126	2.4%	1.8%	2.0%
% of courses of treatment with removable appliances only - completed treatment (rolling 12 month period)	6	129	4.7%	1.7%	1.5%
% of patients satisfied with the treatment they have received (rolling 12 month period)	10	10	100.0%	96.9%	96.0%

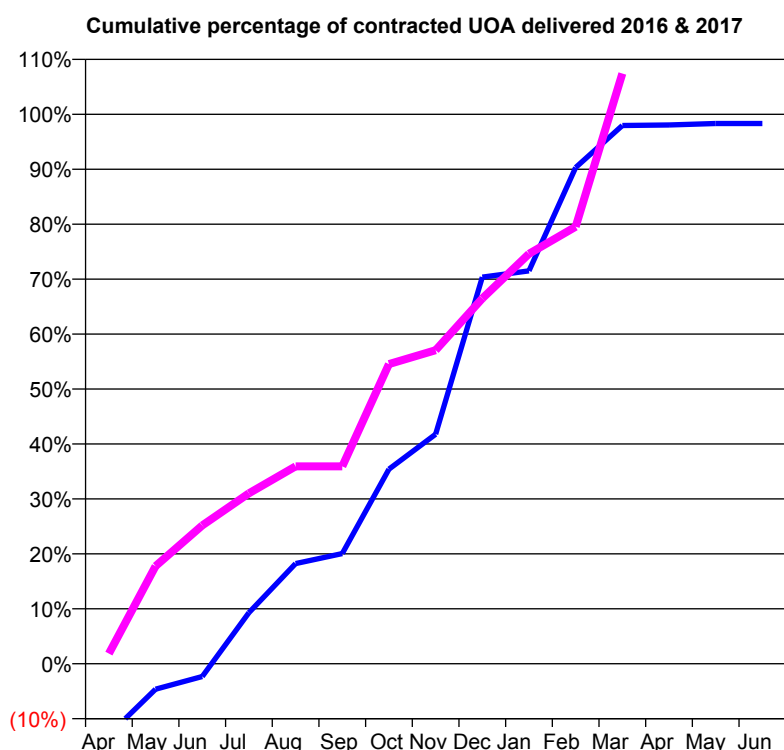
\* Figures in italics indicate that the base number is less than 100.

**Q70 - Vital Signs Orthodontic At a Glance Contract Report for 338389/0001 - March 2017**

Name or company name	MR TA HARTRIDGE
Contract type name	PDS Contract
Purpose of contract	Orthodontic
Contract start date	01/04/2006
Contract end date	31/03/2026

16/17 Contracted general activity (UDA)	0
Carry forward general activity (UDA)	0
16/17 Contracted orthodontic activity (UOA)	7,915
Carry forward orthodontic activity (UOA)	133
Baseline contract value	£513,262.36

ACCESS	Contract	England and Wales
24 month ratio of assessments to patient IDs	1.06	1.09

**ACTIVITY**


Month	Adjusted Scheduled Activity (UOA)	
	2016	2017
April	-1,024	146
May	-367	1,407
June	-186	1,993
July	737	2,455
August	1,443	2,843
September	1,587	2,843
October	2,803	4,317
November	3,306	4,516
December	5,569	5,262
January	5,659	5,906
February	7,148	6,296
March	7,753	8,502
April	7,761	
May	7,782	
June	7,782	

**QUALITY**

	Contract Quantity	Contract Base Number	Contract *	Region	England
% of all assessments that were assess and fit appliances (rolling 12 month period)	389	991	39.3%	58.8%	56.6%
% of all assessments that were assess and refuse (rolling 12 month period)	202	991	20.4%	10.3%	11.8%
% of all assessments that were assess and review (rolling 12 month period)	400	991	40.4%	30.9%	31.6%
% of terminated courses where treatment was abandoned or discontinued (rolling 12 month period)	20	389	5.1%	7.0%	7.7%
% of completed treatments indicating that PAR score was taken (year to date)	105	369	28.5%	55.6%	58.4%
Rate of removable appliances per 100 fixed appliances - proposed treatment (rolling 12 month period)	0	758	0.00	5.12	5.64
Rate of removable appliances per 100 fixed appliances - completed treatment (rolling 12 month period)	1	702	0.14	3.95	4.81
% of courses of treatment with removable appliances only - proposed treatment (rolling 12 month period)	0	389	0.0%	1.8%	2.0%
% of courses of treatment with removable appliances only - completed treatment (rolling 12 month period)	0	369	0.0%	1.7%	1.5%
% of patients satisfied with the treatment they have received (rolling 12 month period)	15	15	100.0%	96.9%	96.0%

\* Figures in italics indicate that the base number is less than 100.

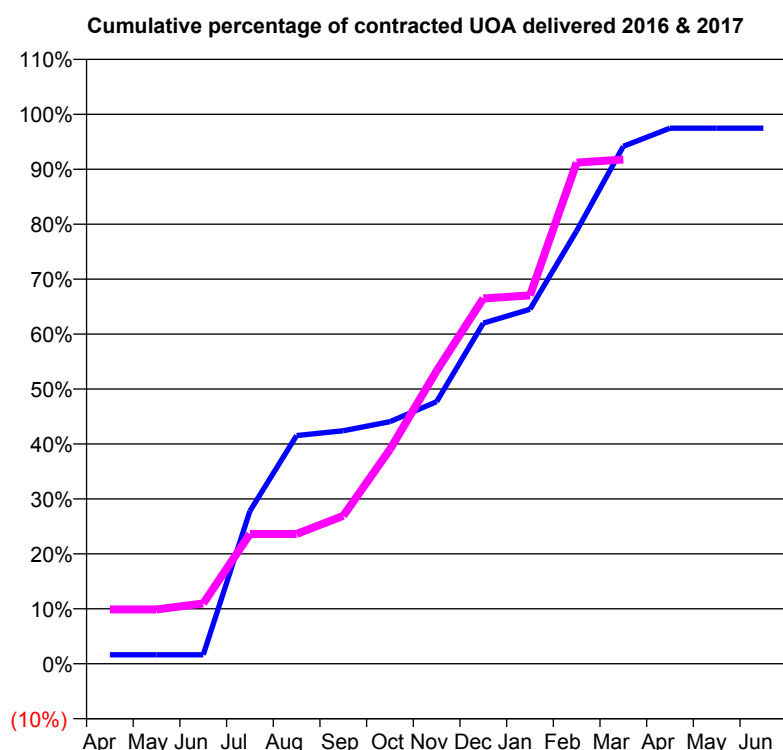
**Q70 - Vital Signs Orthodontic At a Glance Contract Report for 567485/0002 - March 2017**

Name or company name	MR PT JONES
Contract type name	GDS Contract
Purpose of contract	General and Orthodontic
Contract start date	01/04/2006
Contract end date	

16/17 Contracted general activity (UDA)	800
Carry forward general activity (UDA)	-5
16/17 Contracted orthodontic activity (UOA)	182
Carry forward orthodontic activity (UOA)	4
Baseline contract value	£36,717.13

**ACCESS**

	Contract	England and Wales
24 month ratio of assessments to patient IDs	1.04	1.09

**ACTIVITY**


Month	Adjusted Scheduled Activity (UOA)	
	2016	2017
April	3	18
May	3	18
June	3	20
July	51	43
August	76	43
September	77	49
October	80	71
November	87	97
December	113	121
January	117	122
February	143	166
March	171	167
April	177	
May	177	
June	177	

**QUALITY**

	Contract Quantity	Contract Base Number	Contract *	Region	England
% of all assessments that were assess and fit appliances (rolling 12 month period)	7	37	18.9%	58.8%	56.6%
% of all assessments that were assess and refuse (rolling 12 month period)	1	37	2.7%	10.3%	11.8%
% of all assessments that were assess and review (rolling 12 month period)	29	37	78.4%	30.9%	31.6%
% of terminated courses where treatment was abandoned or discontinued (rolling 12 month period)	0	5	0.0%	7.0%	7.7%
% of completed treatments indicating that PAR score was taken (year to date)	5	5	100.0%	55.6%	58.4%
Rate of removable appliances per 100 fixed appliances - proposed treatment (rolling 12 month period)	6	12	50.00	5.12	5.64
Rate of removable appliances per 100 fixed appliances - completed treatment (rolling 12 month period)	0	0	N/A	3.95	4.81
% of courses of treatment with removable appliances only - proposed treatment (rolling 12 month period)	1	7	14.3%	1.8%	2.0%
% of courses of treatment with removable appliances only - completed treatment (rolling 12 month period)	0	5	0.0%	1.7%	1.5%
% of patients satisfied with the treatment they have received (rolling 12 month period)	0	0	N/A	96.9%	96.0%

\* Figures in italics indicate that the base number is less than 100.

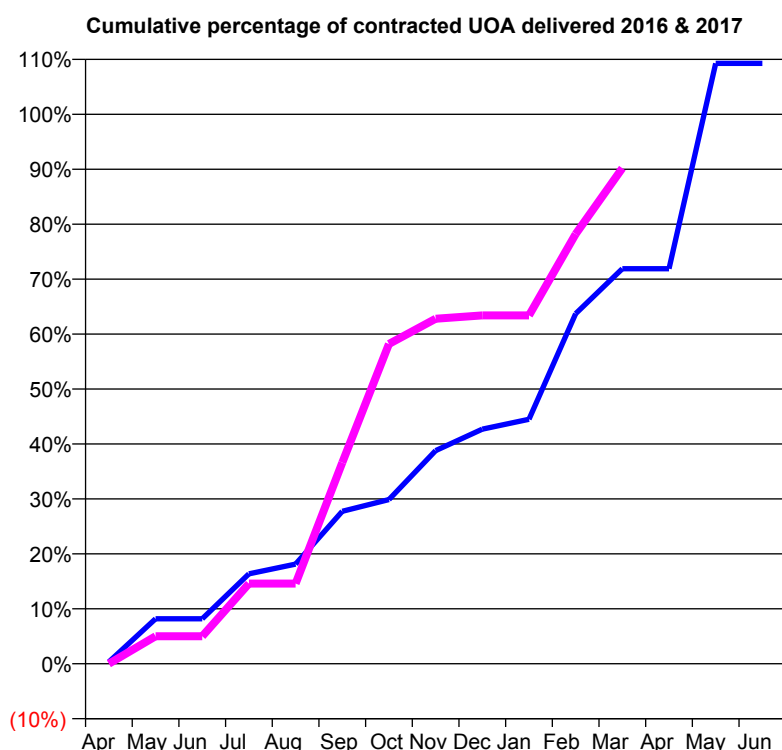


**Q70 - Vital Signs Orthodontic At a Glance Contract Report for 574074/0001 - March 2017**

Name or company name	MR NL JONES
Contract type name	GDS Contract
Purpose of contract	General and Orthodontic
Contract start date	01/04/2006
Contract end date	

16/17 Contracted general activity (UDA)	13,816
Carry forward general activity (UDA)	0
16/17 Contracted orthodontic activity (UOA)	500
Carry forward orthodontic activity (UOA)	0
Baseline contract value	£432,665.24

ACCESS	Contract	England and Wales
24 month ratio of assessments to patient IDs	1.21	1.09

**ACTIVITY**


Month	Adjusted Scheduled Activity (UOA)	
	2016	2017
April	1	0
May	23	25
June	23	25
July	46	73
August	51	73
September	78	183
October	84	291
November	109	314
December	120	317
January	125	317
February	179	391
March	202	451
April	202	
May	307	
June	307	

QUALITY	Contract Quantity	Contract Base Number	Contract *	Region	England
% of all assessments that were assess and fit appliances (rolling 12 month period)	27	58	46.6%	58.8%	56.6%
% of all assessments that were assess and refuse (rolling 12 month period)	2	58	3.4%	10.3%	11.8%
% of all assessments that were assess and review (rolling 12 month period)	29	58	50.0%	30.9%	31.6%
% of terminated courses where treatment was abandoned or discontinued (rolling 12 month period)	5	17	29.4%	7.0%	7.7%
% of completed treatments indicating that PAR score was taken (year to date)	12	12	100.0%	55.6%	58.4%
Rate of removable appliances per 100 fixed appliances - proposed treatment (rolling 12 month period)	2	33	6.06	5.12	5.64
Rate of removable appliances per 100 fixed appliances - completed treatment (rolling 12 month period)	0	20	0.00	3.95	4.81
% of courses of treatment with removable appliances only - proposed treatment (rolling 12 month period)	0	27	0.0%	1.8%	2.0%
% of courses of treatment with removable appliances only - completed treatment (rolling 12 month period)	0	12	0.0%	1.7%	1.5%
% of patients satisfied with the treatment they have received (rolling 12 month period)	4	4	100.0%	96.9%	96.0%

\* Figures in italics indicate that the base number is less than 100.

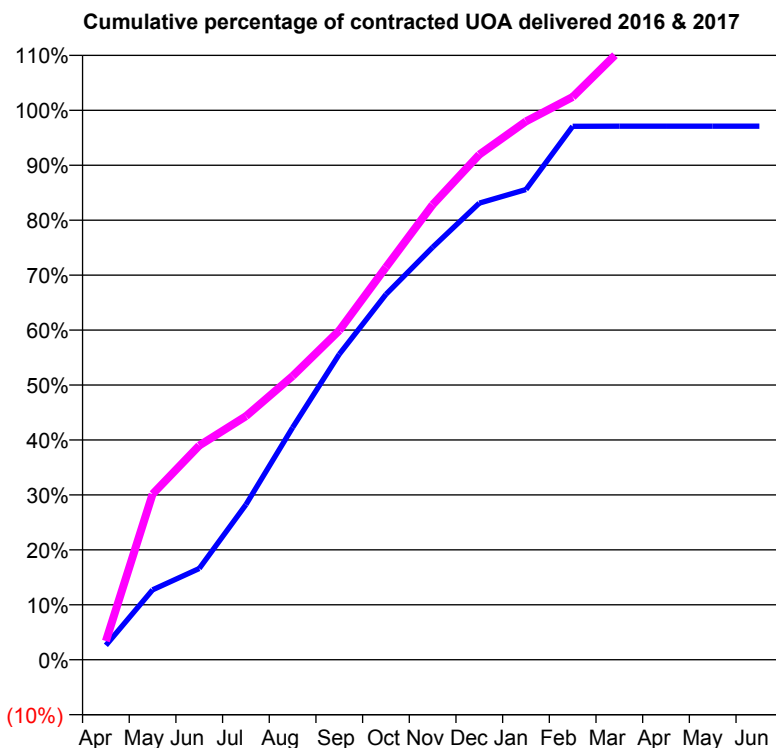
**Q70 - Vital Signs Orthodontic At a Glance Contract Report for 737267/0001 - March 2017**

Name or company name	MS NM HENDRICKSE
Contract type name	PDS Contract
Purpose of contract	Orthodontic
Contract start date	01/04/2006
Contract end date	31/03/2018

16/17 Contracted general activity (UDA)	0
Carry forward general activity (UDA)	0
16/17 Contracted orthodontic activity (UOA)	5,750
Carry forward orthodontic activity (UOA)	167
Baseline contract value	£337,529.50

**ACCESS**

	Contract	England and Wales
24 month ratio of assessments to patient IDs	1.03	1.09

**ACTIVITY**


Month	Adjusted Scheduled Activity (UOA)	
	2016	2017
April	152	196
May	732	1,734
June	955	2,242
July	1,623	2,548
August	2,430	2,968
September	3,198	3,446
October	3,824	4,107
November	4,316	4,762
December	4,778	5,286
January	4,921	5,634
February	5,582	5,889
March	5,583	6,370
April	5,583	
May	5,583	
June	5,583	

**QUALITY**

	Contract Quantity	Contract Base Number	Contract *	Region	England
% of all assessments that were assess and fit appliances (rolling 12 month period)	302	697	43.3%	58.8%	56.6%
% of all assessments that were assess and refuse (rolling 12 month period)	168	697	24.1%	10.3%	11.8%
% of all assessments that were assess and review (rolling 12 month period)	227	697	32.6%	30.9%	31.6%
% of terminated courses where treatment was abandoned or discontinued (rolling 12 month period)	26	264	9.8%	7.0%	7.7%
% of completed treatments indicating that PAR score was taken (year to date)	145	238	60.9%	55.6%	58.4%
Rate of removable appliances per 100 fixed appliances - proposed treatment (rolling 12 month period)	26	557	4.67	5.12	5.64
Rate of removable appliances per 100 fixed appliances - completed treatment (rolling 12 month period)	26	411	6.33	3.95	4.81
% of courses of treatment with removable appliances only - proposed treatment (rolling 12 month period)	15	302	5.0%	1.8%	2.0%
% of courses of treatment with removable appliances only - completed treatment (rolling 12 month period)	10	238	4.2%	1.7%	1.5%
% of patients satisfied with the treatment they have received (rolling 12 month period)	10	10	100.0%	96.9%	96.0%

\* Figures in italics indicate that the base number is less than 100.

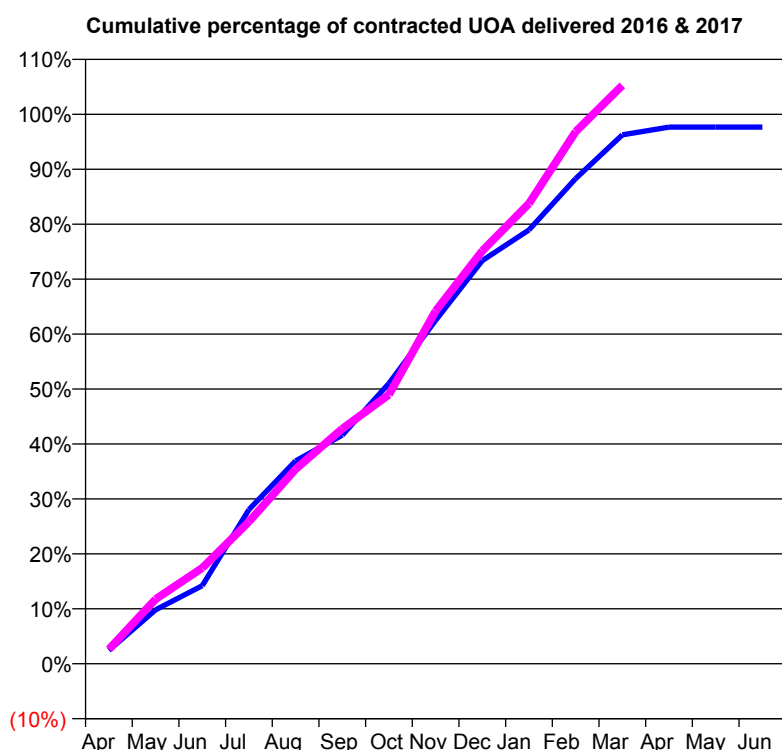
**Q70 - Vital Signs Orthodontic At a Glance Contract Report for 745383/0001 - March 2017**

Name or company name	MR DJ GALE
Contract type name	PDS Contract
Purpose of contract	Orthodontic
Contract start date	01/04/2006
Contract end date	31/03/2026

16/17 Contracted general activity (UDA)	0
Carry forward general activity (UDA)	0
16/17 Contracted orthodontic activity (UOA)	7,045
Carry forward orthodontic activity (UOA)	164
Baseline contract value	£456,823.56

**ACCESS**

	Contract	England and Wales
24 month ratio of assessments to patient IDs	1.04	1.09

**ACTIVITY**


Month	Adjusted Scheduled Activity (UOA)	
	2016	2017
April	172	185
May	692	828
June	1,001	1,228
July	1,978	1,822
August	2,602	2,495
September	2,932	3,014
October	3,594	3,450
November	4,403	4,522
December	5,170	5,294
January	5,562	5,900
February	6,221	6,823
March	6,781	7,416
April	6,881	
May	6,881	
June	6,881	

**QUALITY**

	Contract Quantity	Contract Base Number	Contract *	Region	England
% of all assessments that were assess and fit appliances (rolling 12 month period)	347	801	43.3%	58.8%	56.6%
% of all assessments that were assess and refuse (rolling 12 month period)	33	801	4.1%	10.3%	11.8%
% of all assessments that were assess and review (rolling 12 month period)	421	801	52.6%	30.9%	31.6%
% of terminated courses where treatment was abandoned or discontinued (rolling 12 month period)	14	295	4.7%	7.0%	7.7%
% of completed treatments indicating that PAR score was taken (year to date)	91	278	32.7%	55.6%	58.4%
Rate of removable appliances per 100 fixed appliances - proposed treatment (rolling 12 month period)	2	683	0.29	5.12	5.64
Rate of removable appliances per 100 fixed appliances - completed treatment (rolling 12 month period)	2	553	0.36	3.95	4.81
% of courses of treatment with removable appliances only - proposed treatment (rolling 12 month period)	2	347	0.6%	1.8%	2.0%
% of courses of treatment with removable appliances only - completed treatment (rolling 12 month period)	2	281	0.7%	1.7%	1.5%
% of patients satisfied with the treatment they have received (rolling 12 month period)	14	14	100.0%	96.9%	96.0%

\* Figures in italics indicate that the base number is less than 100.

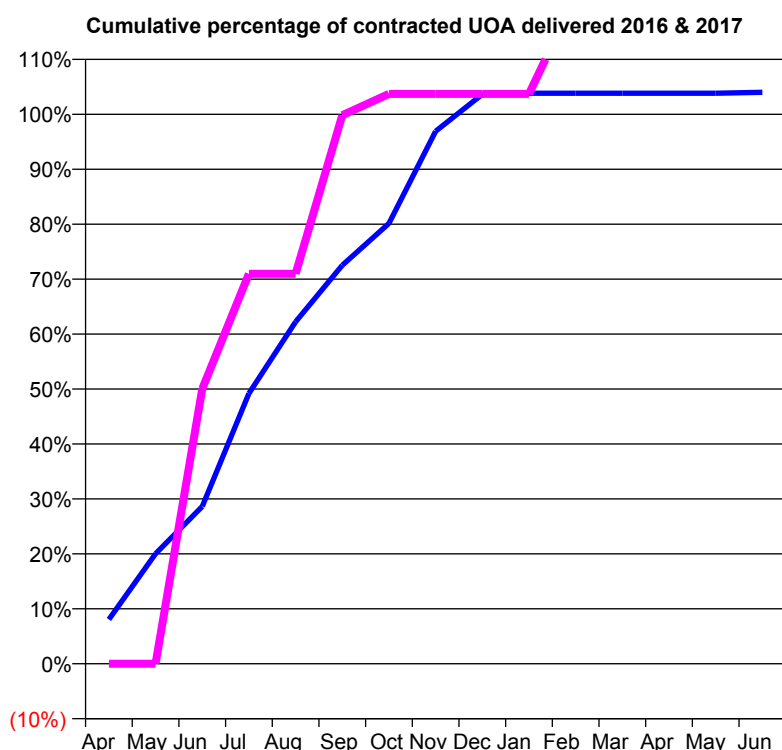
**Q70 - Vital Signs Orthodontic At a Glance Contract Report for 767689/0001 - March 2017**

Name or company name	MISS RK SIDHU
Contract type name	PDS Contract
Purpose of contract	Orthodontic
Contract start date	30/10/2009
Contract end date	31/03/2018

16/17 Contracted general activity (UDA)	0
Carry forward general activity (UDA)	0
16/17 Contracted orthodontic activity (UOA)	12,502
Carry forward orthodontic activity (UOA)	0
Baseline contract value	£609,948.88

**ACCESS**

	Contract	England and Wales
24 month ratio of assessments to patient IDs	1.00	1.09

**ACTIVITY**


Month	Adjusted Scheduled Activity (UOA)	
	2016	2017
April	1,010	0
May	2,505	0
June	3,578	6,254
July	6,150	8,874
August	7,779	8,874
September	9,066	12,481
October	10,019	12,966
November	12,116	12,966
December	12,956	12,966
January	12,981	12,966
February	12,981	15,179
March	12,981	15,179
April	12,981	
May	12,981	
June	13,002	

**QUALITY**

	Contract Quantity	Contract Base Number	Contract *	Region	England
% of all assessments that were assess and fit appliances (rolling 12 month period)	728	728	100.0%	58.8%	56.6%
% of all assessments that were assess and refuse (rolling 12 month period)	0	728	0.0%	10.3%	11.8%
% of all assessments that were assess and review (rolling 12 month period)	0	728	0.0%	30.9%	31.6%
% of terminated courses where treatment was abandoned or discontinued (rolling 12 month period)	83	780	10.6%	7.0%	7.7%
% of completed treatments indicating that PAR score was taken (year to date)	609	697	87.4%	55.6%	58.4%
Rate of removable appliances per 100 fixed appliances - proposed treatment (rolling 12 month period)	9	1,327	0.68	5.12	5.64
Rate of removable appliances per 100 fixed appliances - completed treatment (rolling 12 month period)	8	1,245	0.64	3.95	4.81
% of courses of treatment with removable appliances only - proposed treatment (rolling 12 month period)	8	728	1.1%	1.8%	2.0%
% of courses of treatment with removable appliances only - completed treatment (rolling 12 month period)	5	697	0.7%	1.7%	1.5%
% of patients satisfied with the treatment they have received (rolling 12 month period)	14	14	100.0%	96.9%	96.0%

\* Figures in italics indicate that the base number is less than 100.

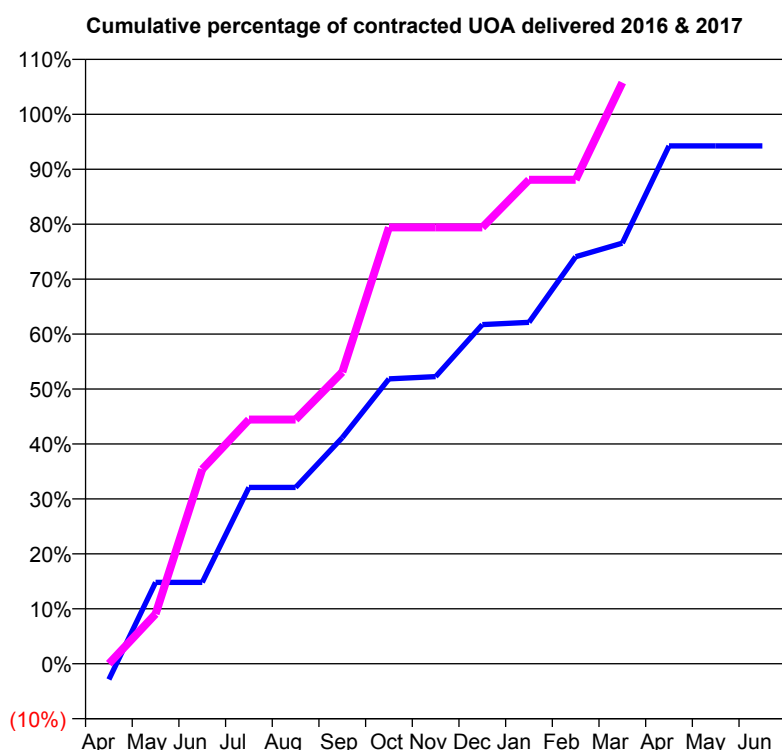
**Q70 - Vital Signs Orthodontic At a Glance Contract Report for 820563/0001 - March 2017**

Name or company name	MR MJ COLE
Contract type name	GDS Contract
Purpose of contract	General and Orthodontic
Contract start date	01/04/2006
Contract end date	

16/17 Contracted general activity (UDA)	1,870
Carry forward general activity (UDA)	32
16/17 Contracted orthodontic activity (UOA)	243
Carry forward orthodontic activity (UOA)	0
Baseline contract value	£63,685.63

**ACCESS**

	Contract	England and Wales
24 month ratio of assessments to patient IDs	1.10	1.09

**ACTIVITY**


Month	Adjusted Scheduled Activity (UOA)	
	2016	2017
April	-7	0
May	36	22
June	36	86
July	78	108
August	78	108
September	100	129
October	126	193
November	127	193
December	150	193
January	151	214
February	180	214
March	186	257
April	229	
May	229	
June	229	

**QUALITY**

	Contract Quantity	Contract Base Number	Contract *	Region	England
% of all assessments that were assess and fit appliances (rolling 12 month period)	15	22	68.2%	58.8%	56.6%
% of all assessments that were assess and refuse (rolling 12 month period)	1	22	4.5%	10.3%	11.8%
% of all assessments that were assess and review (rolling 12 month period)	6	22	27.3%	30.9%	31.6%
% of terminated courses where treatment was abandoned or discontinued (rolling 12 month period)	2	12	16.7%	7.0%	7.7%
% of completed treatments indicating that PAR score was taken (year to date)	10	10	100.0%	55.6%	58.4%
Rate of removable appliances per 100 fixed appliances - proposed treatment (rolling 12 month period)	3	0	N/A	5.12	5.64
Rate of removable appliances per 100 fixed appliances - completed treatment (rolling 12 month period)	2	0	N/A	3.95	4.81
% of courses of treatment with removable appliances only - proposed treatment (rolling 12 month period)	3	15	20.0%	1.8%	2.0%
% of courses of treatment with removable appliances only - completed treatment (rolling 12 month period)	2	10	20.0%	1.7%	1.5%
% of patients satisfied with the treatment they have received (rolling 12 month period)	1	1	100.0%	96.9%	96.0%

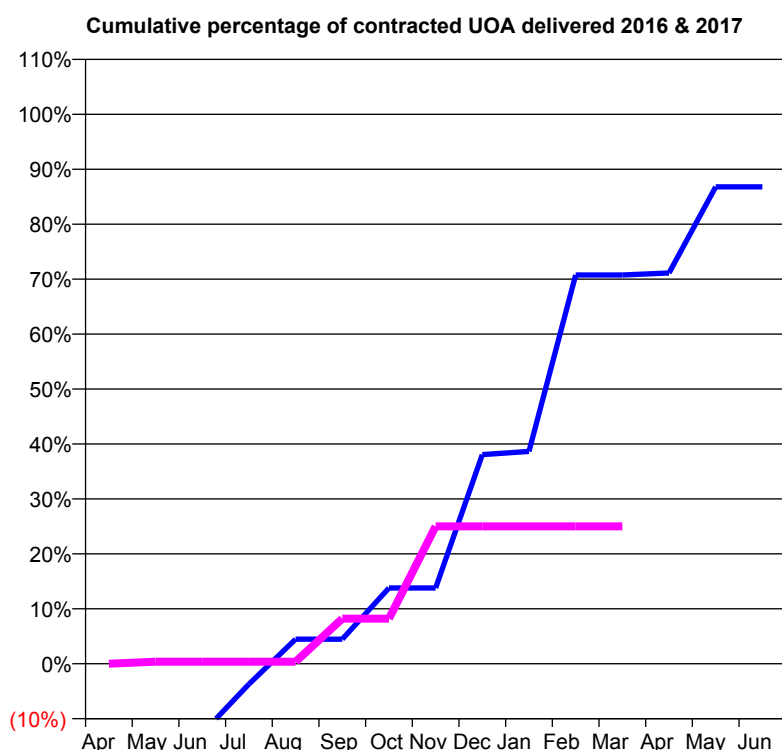
\* Figures in italics indicate that the base number is less than 100.

**Q70 - Vital Signs Orthodontic At a Glance Contract Report for 915394/0001 - March 2017**

Name or company name	MR DR GATES	16/17 Contracted general activity (UDA)	2,800
Contract type name	GDS Contract	Carry forward general activity (UDA)	0
Purpose of contract	General and Orthodontic	16/17 Contracted orthodontic activity (UOA)	268
Contract start date	01/04/2006	Carry forward orthodontic activity (UOA)	0
Contract end date		Baseline contract value	£88,239.26

**ACCESS**

	Contract	England and Wales
24 month ratio of assessments to patient IDs	1.13	1.09

**ACTIVITY**


Month	Adjusted Scheduled Activity (UOA)	
	2016	2017
April	-63	0
May	-35	1
June	-34	1
July	-10	1
August	12	1
September	12	22
October	37	22
November	37	67
December	102	67
January	104	67
February	190	67
March	190	67
April	191	
May	233	
June	233	

**QUALITY**

	Contract Quantity	Contract Base Number	Contract *	Region	England
% of all assessments that were assess and fit appliances (rolling 12 month period)	6	11	54.5%	58.8%	56.6%
% of all assessments that were assess and refuse (rolling 12 month period)	3	11	27.3%	10.3%	11.8%
% of all assessments that were assess and review (rolling 12 month period)	2	11	18.2%	30.9%	31.6%
% of terminated courses where treatment was abandoned or discontinued (rolling 12 month period)	0	10	0.0%	7.0%	7.7%
% of completed treatments indicating that PAR score was taken (year to date)	10	10	100.0%	55.6%	58.4%
Rate of removable appliances per 100 fixed appliances - proposed treatment (rolling 12 month period)	1	9	11.11	5.12	5.64
Rate of removable appliances per 100 fixed appliances - completed treatment (rolling 12 month period)	5	4	125.00	3.95	4.81
% of courses of treatment with removable appliances only - proposed treatment (rolling 12 month period)	0	6	0.0%	1.8%	2.0%
% of courses of treatment with removable appliances only - completed treatment (rolling 12 month period)	3	10	30.0%	1.7%	1.5%
% of patients satisfied with the treatment they have received (rolling 12 month period)	0	0	N/A	96.9%	96.0%

\* Figures in italics indicate that the base number is less than 100.

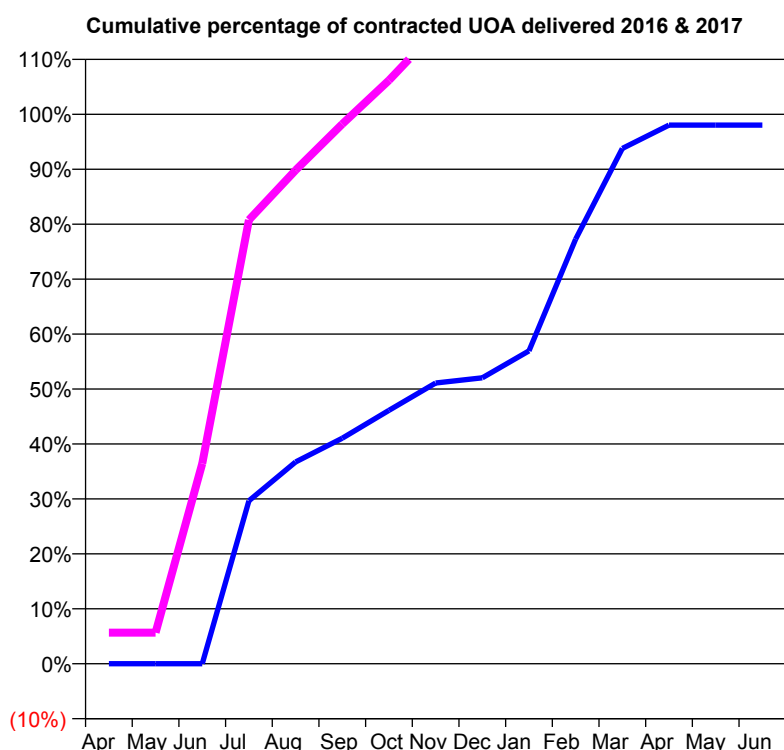
**Q70 - Vital Signs Orthodontic At a Glance Contract Report for 939900/0001 - March 2017**

Name or company name	MRS KM ROWLAND
Contract type name	PDS Contract
Purpose of contract	Orthodontic
Contract start date	01/04/2006
Contract end date	

16/17 Contracted general activity (UDA)	0
Carry forward general activity (UDA)	0
16/17 Contracted orthodontic activity (UOA)	3,349
Carry forward orthodontic activity (UOA)	0
Baseline contract value	£217,165.33

**ACCESS**

	Contract	England and Wales
24 month ratio of assessments to patient IDs	1.04	1.09

**ACTIVITY**


Month	Adjusted Scheduled Activity (UOA)	
	2016	2017
April	0	190
May	0	190
June	0	1,220
July	1,609	2,705
August	1,992	3,008
September	2,225	3,289
October	2,501	3,556
November	2,770	3,855
December	2,821	3,855
January	3,087	4,438
February	4,190	4,581
March	5,085	5,927
April	5,315	
May	5,315	
June	5,315	

**QUALITY**

	Contract Quantity	Contract Base Number	Contract *	Region	England
% of all assessments that were assess and fit appliances (rolling 12 month period)	271	970	27.9%	58.8%	56.6%
% of all assessments that were assess and refuse (rolling 12 month period)	100	970	10.3%	10.3%	11.8%
% of all assessments that were assess and review (rolling 12 month period)	599	970	61.8%	30.9%	31.6%
% of terminated courses where treatment was abandoned or discontinued (rolling 12 month period)	18	214	8.4%	7.0%	7.7%
% of completed treatments indicating that PAR score was taken (year to date)	138	196	70.4%	55.6%	58.4%
Rate of removable appliances per 100 fixed appliances - proposed treatment (rolling 12 month period)	1	511	0.20	5.12	5.64
Rate of removable appliances per 100 fixed appliances - completed treatment (rolling 12 month period)	5	377	1.33	3.95	4.81
% of courses of treatment with removable appliances only - proposed treatment (rolling 12 month period)	0	271	0.0%	1.8%	2.0%
% of courses of treatment with removable appliances only - completed treatment (rolling 12 month period)	0	196	0.0%	1.7%	1.5%
% of patients satisfied with the treatment they have received (rolling 12 month period)	9	9	100.0%	96.9%	96.0%

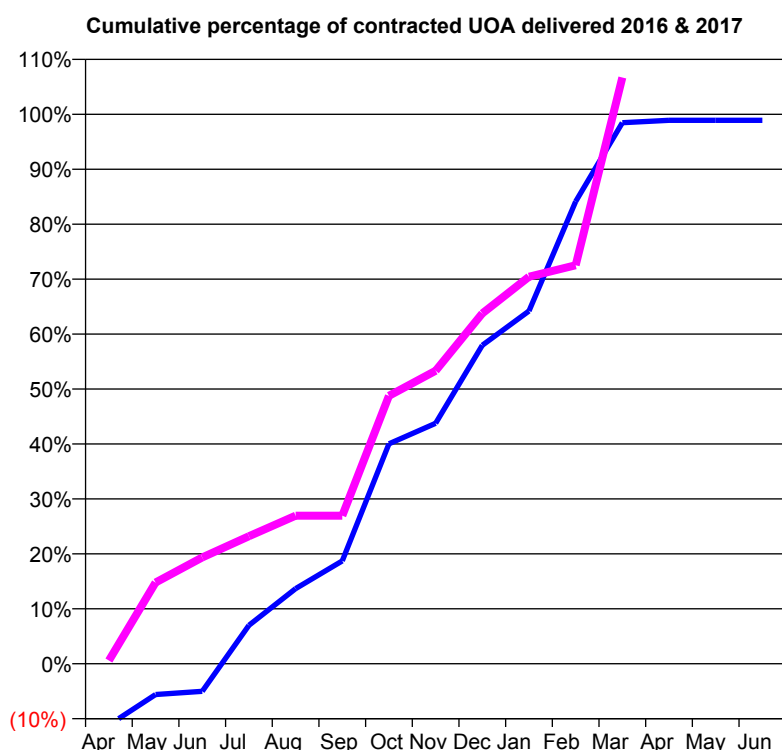
\* Figures in italics indicate that the base number is less than 100.

**Q70 - Vital Signs Orthodontic At a Glance Contract Report for 946532/0001 - March 2017**

Name or company name	MR NR TURNBULL	16/17 Contracted general activity (UDA)	0
Contract type name	PDS Contract	Carry forward general activity (UDA)	0
Purpose of contract	Orthodontic	16/17 Contracted orthodontic activity (UOA)	5,060
Contract start date	04/01/2010	Carry forward orthodontic activity (UOA)	56
Contract end date	31/03/2018	Baseline contract value	£260,486.47

**ACCESS**

	Contract	England and Wales
24 month ratio of assessments to patient IDs	1.01	1.09

**ACTIVITY**


Month	Adjusted Scheduled Activity (UOA)	
	2016	2017
April	-565	30
May	-284	749
June	-255	979
July	354	1,175
August	692	1,364
September	947	1,364
October	2,025	2,467
November	2,214	2,698
December	2,933	3,226
January	3,248	3,564
February	4,257	3,669
March	4,982	5,399
April	5,004	
May	5,004	
June	5,004	

**QUALITY**

	Contract Quantity	Contract Base Number	Contract *	Region	England
% of all assessments that were assess and fit appliances (rolling 12 month period)	259	314	82.5%	58.8%	56.6%
% of all assessments that were assess and refuse (rolling 12 month period)	20	314	6.4%	10.3%	11.8%
% of all assessments that were assess and review (rolling 12 month period)	35	314	11.1%	30.9%	31.6%
% of terminated courses where treatment was abandoned or discontinued (rolling 12 month period)	8	184	4.3%	7.0%	7.7%
% of completed treatments indicating that PAR score was taken (year to date)	50	176	28.4%	55.6%	58.4%
Rate of removable appliances per 100 fixed appliances - proposed treatment (rolling 12 month period)	4	515	0.78	5.12	5.64
Rate of removable appliances per 100 fixed appliances - completed treatment (rolling 12 month period)	0	334	0.00	3.95	4.81
% of courses of treatment with removable appliances only - proposed treatment (rolling 12 month period)	0	259	0.0%	1.8%	2.0%
% of courses of treatment with removable appliances only - completed treatment (rolling 12 month period)	0	176	0.0%	1.7%	1.5%
% of patients satisfied with the treatment they have received (rolling 12 month period)	11	12	91.7%	96.9%	96.0%

\* Figures in italics indicate that the base number is less than 100.



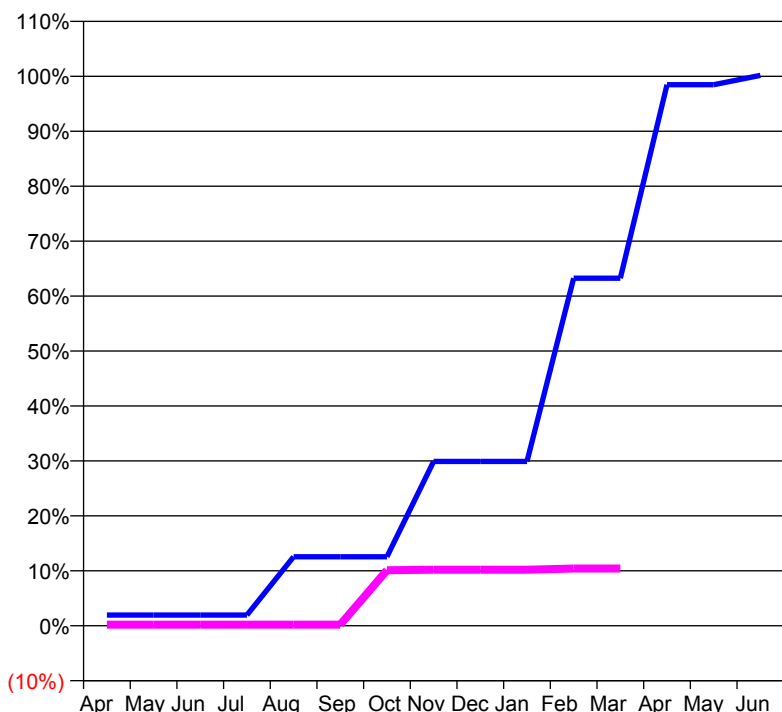
**Q70 - Vital Signs Orthodontic At a Glance Contract Report for 959332/0001 - March 2017**

Name or company name	MRS EA SEDGWICK
Contract type name	PDS Contract
Purpose of contract	Orthodontic
Contract start date	01/04/2006
Contract end date	31/12/2016

16/17 Contracted general activity (UDA)	0
Carry forward general activity (UDA)	0
16/17 Contracted orthodontic activity (UOA)	921
Carry forward orthodontic activity (UOA)	-2
Baseline contract value	£59,689.51

**ACCESS**

	Contract	England and Wales
24 month ratio of assessments to patient IDs	1.02	1.09

**ACTIVITY**
**Cumulative percentage of contracted UOA delivered 2016 & 2017**

**Adjusted Scheduled Activity (UOA)**

Month	2016	2017
April	24	2
May	24	2
June	24	2
July	24	2
August	154	2
September	154	2
October	154	93
November	367	94
December	367	94
January	367	94
February	776	96
March	776	96
April	1,208	
May	1,208	
June	1,229	

**QUALITY**

	Contract Quantity	Contract Base Number	Contract *	Region	England
% of all assessments that were assess and fit appliances (rolling 12 month period)	25	48	52.1%	58.8%	56.6%
% of all assessments that were assess and refuse (rolling 12 month period)	7	48	14.6%	10.3%	11.8%
% of all assessments that were assess and review (rolling 12 month period)	16	48	33.3%	30.9%	31.6%
% of terminated courses where treatment was abandoned or discontinued (rolling 12 month period)	4	53	7.5%	7.0%	7.7%
% of completed treatments indicating that PAR score was taken (year to date)	9	49	18.4%	55.6%	58.4%
Rate of removable appliances per 100 fixed appliances - proposed treatment (rolling 12 month period)	0	0	N/A	5.12	5.64
Rate of removable appliances per 100 fixed appliances - completed treatment (rolling 12 month period)	0	0	N/A	3.95	4.81
% of courses of treatment with removable appliances only - proposed treatment (rolling 12 month period)	0	25	0.0%	1.8%	2.0%
% of courses of treatment with removable appliances only - completed treatment (rolling 12 month period)	0	49	0.0%	1.7%	1.5%
% of patients satisfied with the treatment they have received (rolling 12 month period)	0	0	N/A	96.9%	96.0%

\* Figures in italics indicate that the base number is less than 100.