

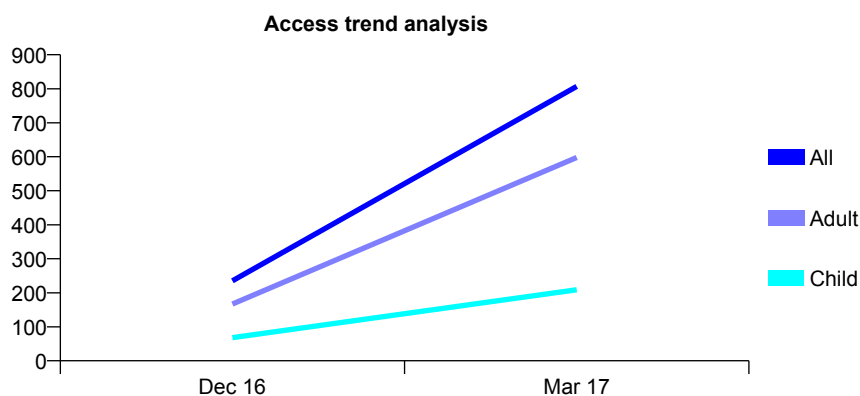
Q47 - Vital Signs At a Glance Contract Report for 100206/0000 - March 2017

Name or company name	Genix Healthcare Ltd
Contract type name	PDS Contract
Purpose of contract	General
Contract start date	10/10/2016
Contract end date	31/07/2026

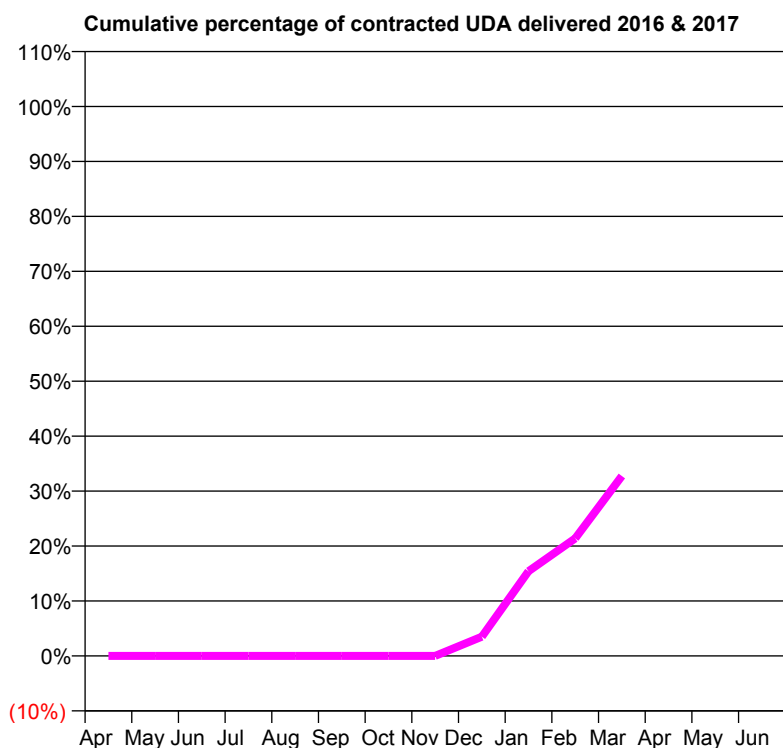
16/17 Contracted general activity (UDA)	4,639
Carry forward general activity (UDA)	0
16/17 Contracted orthodontic activity (UOA)	0
Carry forward orthodontic activity (UOA)	0
Baseline contract value	£227,317.43

ACCESS*

Patients seen in 24 months	Total	Change since previous quarter
Quarter ending March 2016	0	
Quarter ending June 2016	0	
Quarter ending September 2016	0	
Quarter ending December 2016	235	↑
Quarter ending March 2017	807	↑
Variance since March 2016	N/A	



ACTIVITY



Month	Adjusted Scheduled Activity (UDA)	
	2016	2017
April	0	0
May	0	0
June	0	0
July	0	0
August	0	0
September	0	0
October	0	0
November	0	0
December	0	162
January	0	716
February	0	992
March	0	1,520
April	0	
May	0	
June	0	

QUALITY

	Quantity	Base Number	Contract	AT	Region	England
% of FP17s for the same patient ID Re-attending within 3 months - Children	1	142	0.7%	13.2%	13.3%	12.3%
% of FP17s for the same patient ID Re-attending within 3 months - Adults	19	456	4.2%	17.3%	17.3%	16.7%
% of FP17s for the same patient ID Re-attending between 3 & 9 months - Children	0	142	0.0%	56.9%	58.9%	57.6%
% of FP17s for the same patient ID Re-attending between 3 & 9 months - Adults	1	456	0.2%	50.6%	52.2%	50.1%
% of FP17s for Band 1 Urgent Courses	33	598	5.5%	10.9%	9.2%	9.1%
% of FP17s Relating to Free Repair or Replacements	1	598	0.2%	0.9%	1.0%	0.8%
% of FP17s Relating to Continuations	1	598	0.2%	1.2%	1.4%	1.2%
% of Patients satisfied with the dentistry they have received	1	1	N/A	92.2%	93.1%	92.8%
% of Patients satisfied with the time they had to wait for an appointment	0	1	N/A	88.3%	89.5%	88.7%

* This is based on patients treated on this contract for their most recent course of treatment. Figures in italics indicate the base number of FP17s or Patient Questionnaire responses are less than 100. N/A is shown where the base number of responses is less than 10 during the period. % is calculated as Quantity/Base number*100

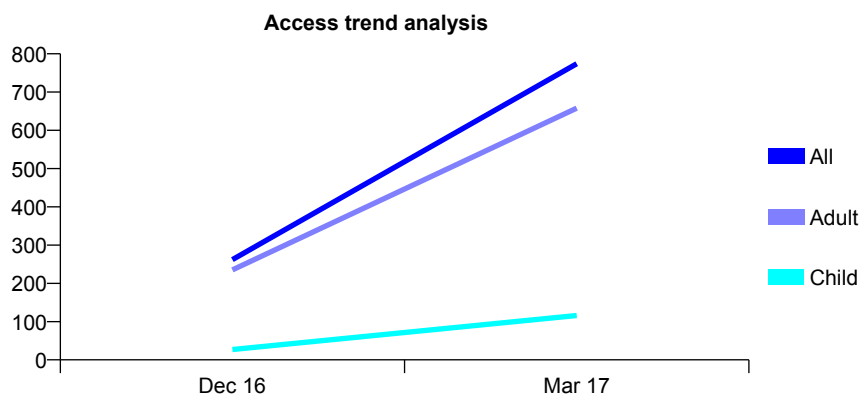
Q47 - Vital Signs At a Glance Contract Report for 100235/0000 - March 2017

Name or company name	Blackpool PCT
Contract type name	PDS Contract
Purpose of contract	General
Contract start date	01/04/2016
Contract end date	31/03/2017

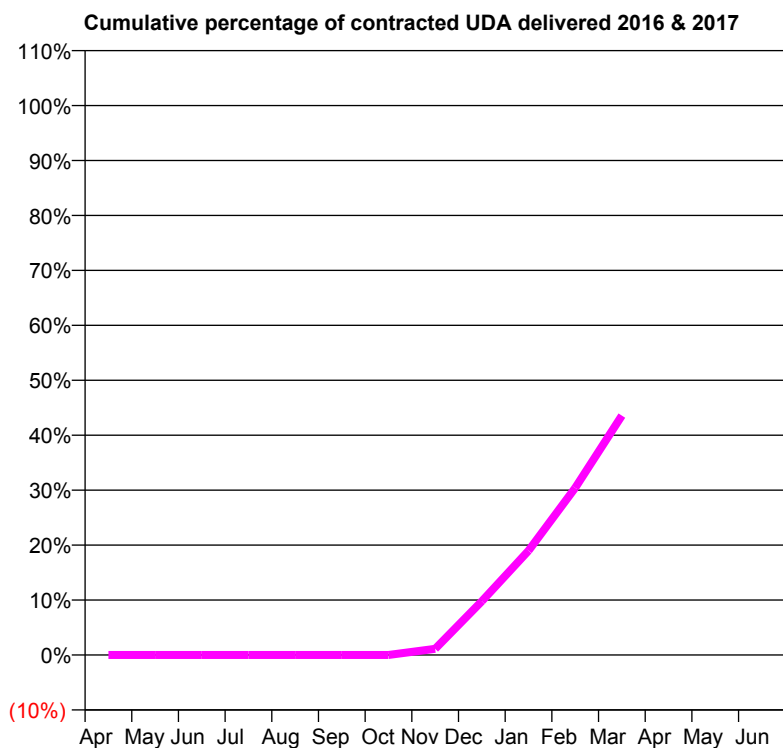
16/17 Contracted general activity (UDA)	6,200
Carry forward general activity (UDA)	0
16/17 Contracted orthodontic activity (UOA)	0
Carry forward orthodontic activity (UOA)	0
Baseline contract value	£0.00

ACCESS*

Patients seen in 24 months	Total	Change since previous quarter
Quarter ending March 2016	0	
Quarter ending June 2016	0	
Quarter ending September 2016	0	
Quarter ending December 2016	262	↑
Quarter ending March 2017	774	↑
Variance since March 2016	N/A	



ACTIVITY



Month	Adjusted Scheduled Activity (UDA)	
	2016	2017
April	0	0
May	0	0
June	0	0
July	0	0
August	0	0
September	0	0
October	0	0
November	0	69
December	0	607
January	0	1,177
February	0	1,887
March	0	2,702
April	0	
May	0	
June	0	

QUALITY

	Quantity	Base Number	Contract	AT	Region	England
% of FP17s for the same patient ID Re-attending within 3 months - Children	5	131	3.8%	13.2%	13.3%	12.3%
% of FP17s for the same patient ID Re-attending within 3 months - Adults	81	825	9.8%	17.3%	17.3%	16.7%
% of FP17s for the same patient ID Re-attending between 3 & 9 months - Children	0	131	0.0%	56.9%	58.9%	57.6%
% of FP17s for the same patient ID Re-attending between 3 & 9 months - Adults	28	825	3.4%	50.6%	52.2%	50.1%
% of FP17s for Band 1 Urgent Courses	88	956	9.2%	10.9%	9.2%	9.1%
% of FP17s Relating to Free Repair or Replacements	42	956	4.4%	0.9%	1.0%	0.8%
% of FP17s Relating to Continuations	17	956	1.8%	1.2%	1.4%	1.2%
% of Patients satisfied with the dentistry they have received	0	0	N/A	92.2%	93.1%	92.8%
% of Patients satisfied with the time they had to wait for an appointment	0	0	N/A	88.3%	89.5%	88.7%

* This is based on patients treated on this contract for their most recent course of treatment. Figures in italics indicate the base number of FP17s or Patient Questionnaire responses are less than 100. N/A is shown where the base number of responses is less than 10 during the period. % is calculated as Quantity/Base number*100

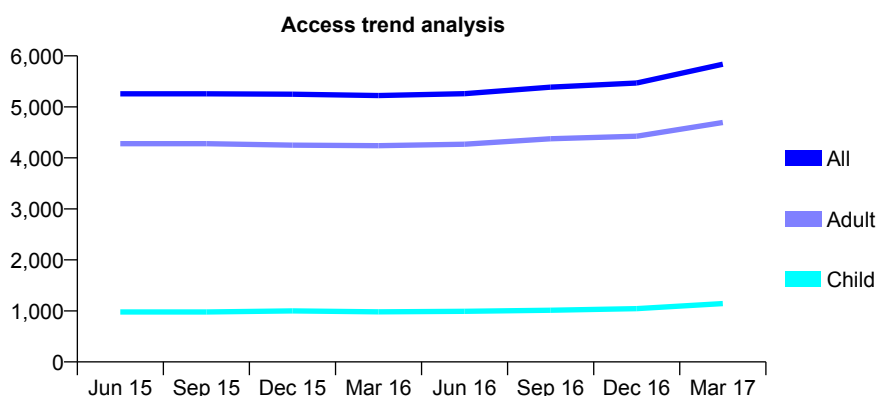
Q47 - Vital Signs At a Glance Contract Report for 101281/0014 - March 2017

Name or company name	OASIS DENTAL CARE LTD
Contract type name	Pilot Contract
Purpose of contract	General
Contract start date	01/04/2006
Contract end date	

16/17 Contracted general activity (UDA)	23,097
Carry forward general activity (UDA)	0
16/17 Contracted orthodontic activity (UOA)	0
Carry forward orthodontic activity (UOA)	0
Baseline contract value	£677,974.58

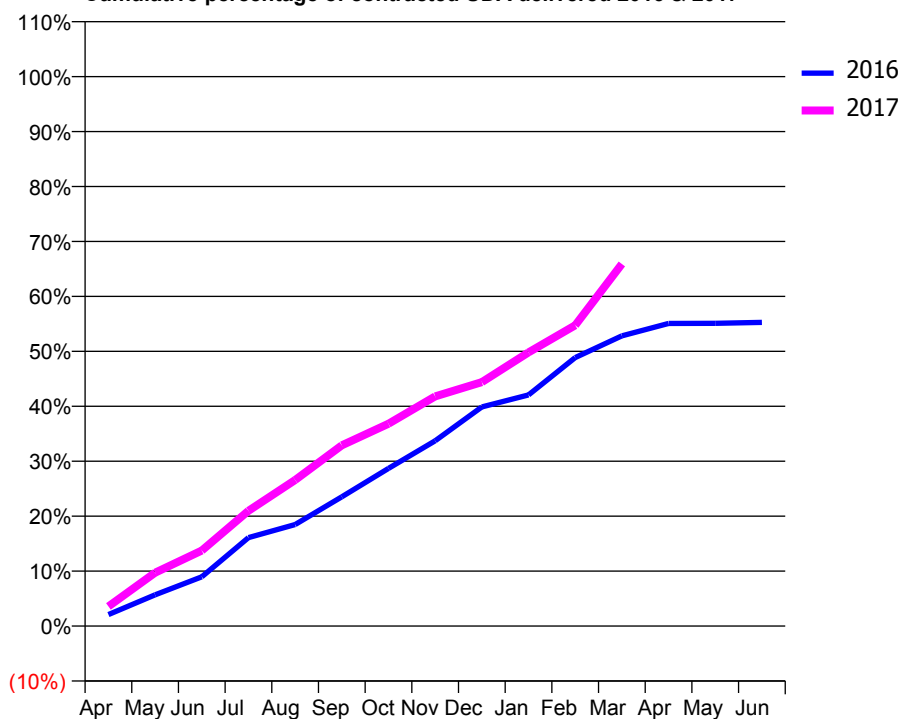
ACCESS*

Patients seen in 24 months	Total	Change since previous quarter
Quarter ending March 2016	5,221	
Quarter ending June 2016	5,258	→
Quarter ending September 2016	5,388	↑
Quarter ending December 2016	5,469	→
Quarter ending March 2017	5,837	↑
Variance since March 2016	11.8%	↑



ACTIVITY

Cumulative percentage of contracted UDA delivered 2016 & 2017



Adjusted Scheduled Activity (UDA)

Month	2016	2017
April	484	827
May	1,316	2,244
June	2,074	3,177
July	3,720	4,846
August	4,268	6,142
September	5,434	7,600
October	6,626	8,505
November	7,790	9,653
December	9,209	10,253
January	9,714	11,503
February	11,287	12,640
March	12,197	15,221
April	12,720	
May	12,726	
June	12,767	

QUALITY

	Quantity	Base Number	Contract	AT	Region	England
% of FP17s for the same patient ID Re-attending within 3 months - Children	49	1,568	3.1%	13.2%	13.3%	12.3%
% of FP17s for the same patient ID Re-attending within 3 months - Adults	662	6,661	9.9%	17.3%	17.3%	16.7%
% of FP17s for the same patient ID Re-attending between 3 & 9 months - Children	965	1,568	61.5%	56.9%	58.9%	57.6%
% of FP17s for the same patient ID Re-attending between 3 & 9 months - Adults	4,439	6,661	66.6%	50.6%	52.2%	50.1%
% of FP17s for Band 1 Urgent Courses	161	7,845	2.1%	10.9%	9.2%	9.1%
% of FP17s Relating to Free Repair or Replacements	141	7,845	1.8%	0.9%	1.0%	0.8%
% of FP17s Relating to Continuations	44	7,845	0.6%	1.2%	1.4%	1.2%
% of Patients satisfied with the dentistry they have received	8	9	N/A	92.2%	93.1%	92.8%
% of Patients satisfied with the time they had to wait for an appointment	9	9	N/A	88.3%	89.5%	88.7%

* This is based on patients treated on this contract for their most recent course of treatment. Figures in italics indicate the base number of FP17s or Patient Questionnaire responses are less than 100. N/A is shown where the base number of responses is less than 10 during the period. % is calculated as Quantity/Base number*100

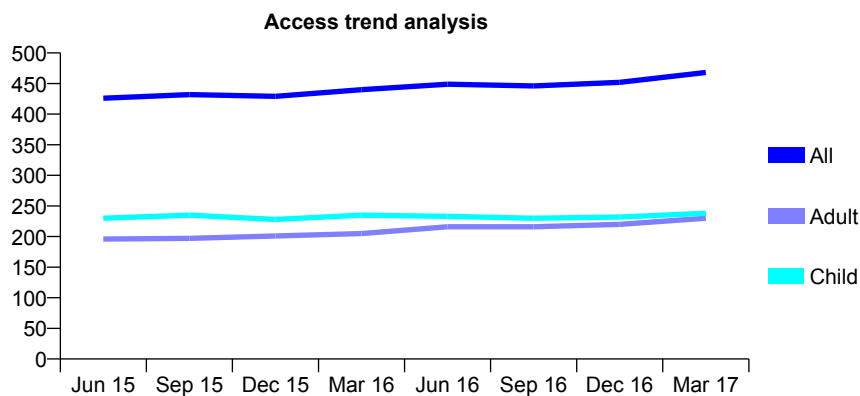
Q47 - Vital Signs At a Glance Contract Report for 101281/0020 - March 2017

Name or company name	OASIS DENTAL CARE LTD
Contract type name	GDS Contract
Purpose of contract	General
Contract start date	01/04/2006
Contract end date	

16/17 Contracted general activity (UDA)	1,000
Carry forward general activity (UDA)	-20
16/17 Contracted orthodontic activity (UOA)	0
Carry forward orthodontic activity (UOA)	0
Baseline contract value	£32,874.78

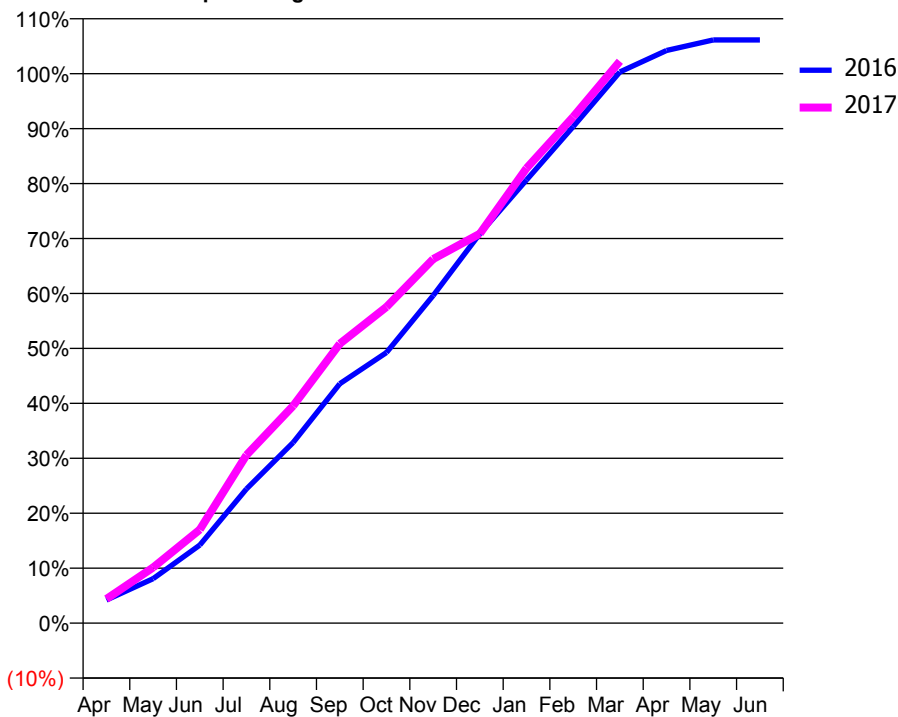
ACCESS*

Patients seen in 24 months	Total	Change since previous quarter
Quarter ending March 2016	440	
Quarter ending June 2016	449	↑
Quarter ending September 2016	446	→
Quarter ending December 2016	452	→
Quarter ending March 2017	468	↑
Variance since March 2016	6.4%	↑



ACTIVITY

Cumulative percentage of contracted UDA delivered 2016 & 2017



Month	Adjusted Scheduled Activity (UDA)	
	2016	2017
April	42	44
May	81	101
June	142	170
July	244	306
August	329	395
September	436	508
October	493	576
November	596	663
December	709	709
January	807	828
February	904	921
March	1,003	1,023
April	1,042	
May	1,061	
June	1,061	

QUALITY

	Quantity	Base Number	Contract	AT	Region	England
% of FP17s for the same patient ID Re-attending within 3 months - Children	26	411	6.3%	13.2%	13.3%	12.3%
% of FP17s for the same patient ID Re-attending within 3 months - Adults	11	276	4.0%	17.3%	17.3%	16.7%
% of FP17s for the same patient ID Re-attending between 3 & 9 months - Children	298	411	72.5%	56.9%	58.9%	57.6%
% of FP17s for the same patient ID Re-attending between 3 & 9 months - Adults	162	276	58.7%	50.6%	52.2%	50.1%
% of FP17s for Band 1 Urgent Courses	14	652	2.1%	10.9%	9.2%	9.1%
% of FP17s Relating to Free Repair or Replacements	1	652	0.2%	0.9%	1.0%	0.8%
% of FP17s Relating to Continuations	0	652	0.0%	1.2%	1.4%	1.2%
% of Patients satisfied with the dentistry they have received	2	2	N/A	92.2%	93.1%	92.8%
% of Patients satisfied with the time they had to wait for an appointment	2	2	N/A	88.3%	89.5%	88.7%

* This is based on patients treated on this contract for their most recent course of treatment. Figures in italics indicate the base number of FP17s or Patient Questionnaire responses are less than 100. N/A is shown where the base number of responses is less than 10 during the period. % is calculated as Quantity/Base number*100

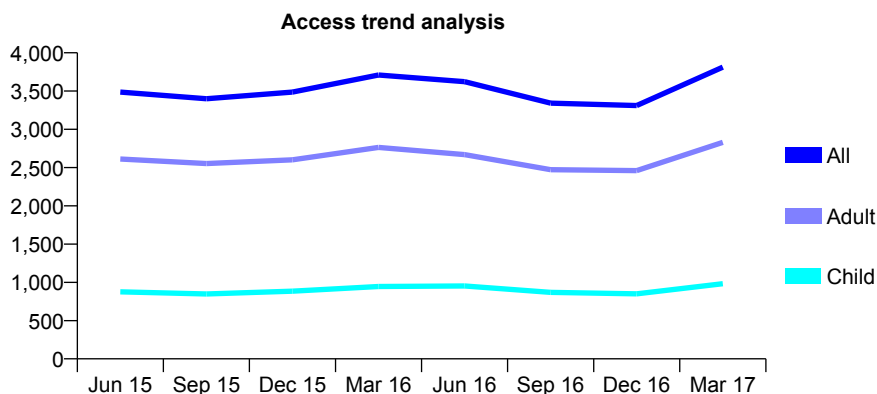
Q47 - Vital Signs At a Glance Contract Report for 101281/0021 - March 2017

Name or company name	OASIS DENTAL CARE LTD
Contract type name	GDS Contract
Purpose of contract	General
Contract start date	01/04/2006
Contract end date	

16/17 Contracted general activity (UDA)	12,500
Carry forward general activity (UDA)	334
16/17 Contracted orthodontic activity (UOA)	0
Carry forward orthodontic activity (UOA)	0
Baseline contract value	£293,942.09

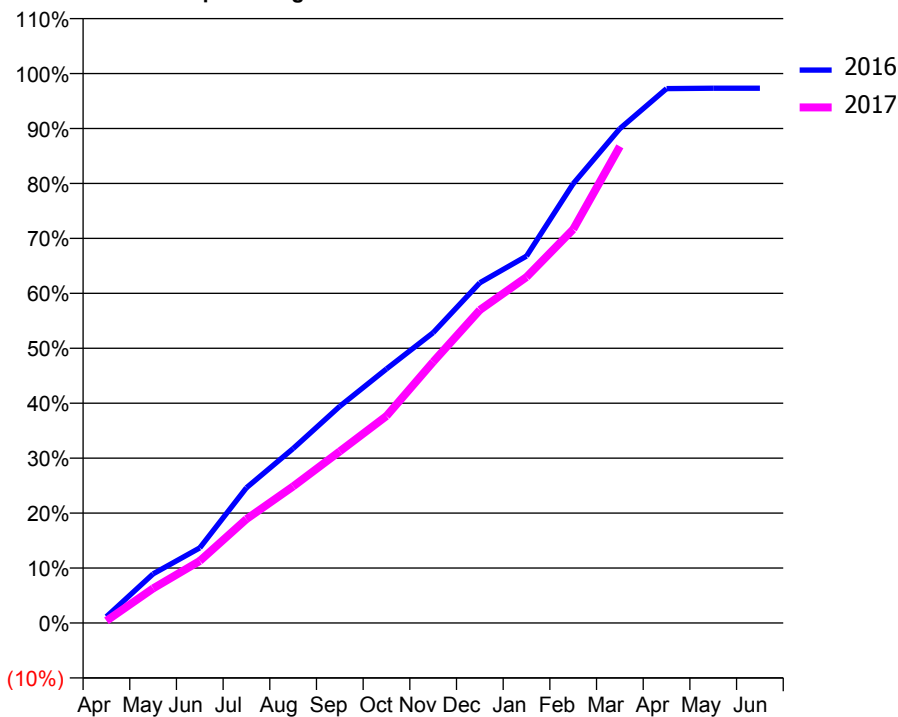
ACCESS*

Patients seen in 24 months	Total	Change since previous quarter
Quarter ending March 2016	3,709	
Quarter ending June 2016	3,623	↓
Quarter ending September 2016	3,342	↓
Quarter ending December 2016	3,310	→
Quarter ending March 2017	3,812	↑
Variance since March 2016	2.8%	↑



ACTIVITY

Cumulative percentage of contracted UDA delivered 2016 & 2017



Month	Adjusted Scheduled Activity (UDA)	
	2016	2017
April	144	49
May	1,117	787
June	1,710	1,412
July	3,078	2,365
August	3,968	3,109
September	4,932	3,905
October	5,781	4,709
November	6,605	5,940
December	7,738	7,120
January	8,346	7,871
February	9,993	8,955
March	11,248	10,842
April	12,156	
May	12,166	
June	12,166	

QUALITY

	Quantity	Base Number	Contract	AT	Region	England
% of FP17s for the same patient ID Re-attending within 3 months - Children	109	1,298	8.4%	13.2%	13.3%	12.3%
% of FP17s for the same patient ID Re-attending within 3 months - Adults	588	3,730	15.8%	17.3%	17.3%	16.7%
% of FP17s for the same patient ID Re-attending between 3 & 9 months - Children	562	1,298	43.3%	56.9%	58.9%	57.6%
% of FP17s for the same patient ID Re-attending between 3 & 9 months - Adults	1,567	3,730	42.0%	50.6%	52.2%	50.1%
% of FP17s for Band 1 Urgent Courses	411	4,651	8.8%	10.9%	9.2%	9.1%
% of FP17s Relating to Free Repair or Replacements	51	4,651	1.1%	0.9%	1.0%	0.8%
% of FP17s Relating to Continuations	113	4,651	2.4%	1.2%	1.4%	1.2%
% of Patients satisfied with the dentistry they have received	14	14	100.0%	92.2%	93.1%	92.8%
% of Patients satisfied with the time they had to wait for an appointment	12	14	85.7%	88.3%	89.5%	88.7%

* This is based on patients treated on this contract for their most recent course of treatment. Figures in italics indicate the base number of FP17s or Patient Questionnaire responses are less than 100. N/A is shown where the base number of responses is less than 10 during the period. % is calculated as Quantity/Base number*100

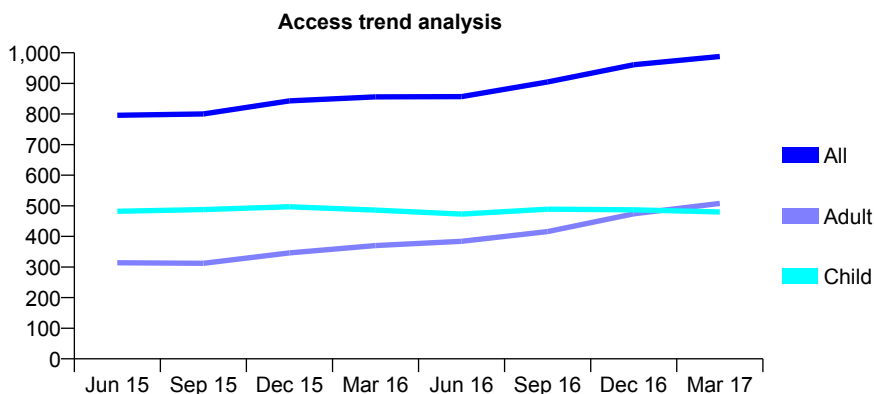
Q47 - Vital Signs At a Glance Contract Report for 101281/0066 - March 2017

Name or company name	OASIS DENTAL CARE LTD
Contract type name	GDS Contract
Purpose of contract	General
Contract start date	01/04/2006
Contract end date	

16/17 Contracted general activity (UDA)	2,200
Carry forward general activity (UDA)	-44
16/17 Contracted orthodontic activity (UOA)	0
Carry forward orthodontic activity (UOA)	0
Baseline contract value	£55,422.32

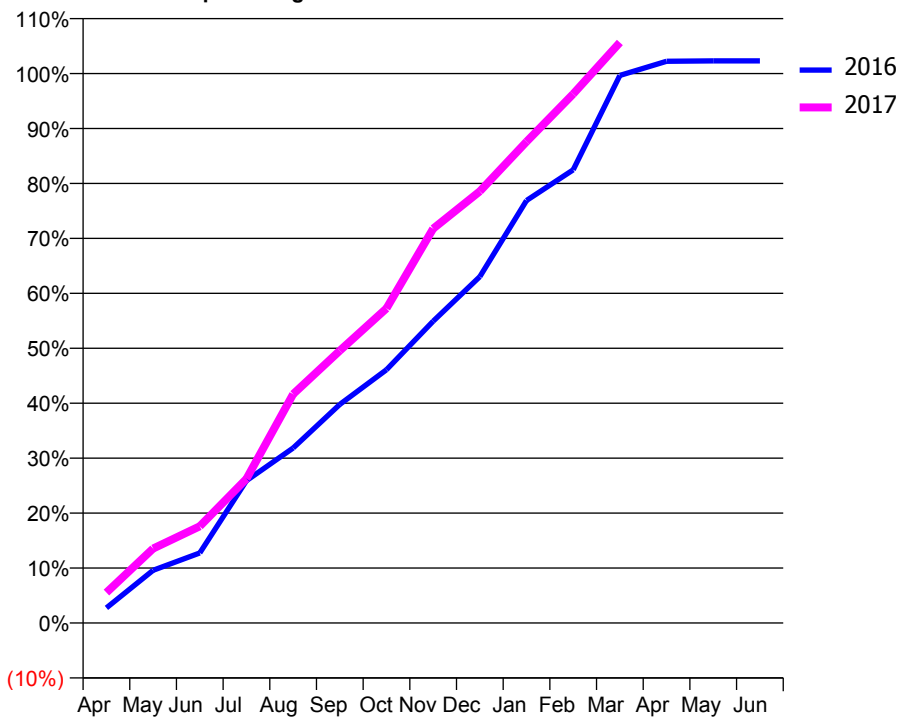
ACCESS*

Patients seen in 24 months	Total	Change since previous quarter
Quarter ending March 2016	856	
Quarter ending June 2016	857	→
Quarter ending September 2016	905	↑
Quarter ending December 2016	961	↑
Quarter ending March 2017	988	↑
Variance since March 2016	15.4%	↑



ACTIVITY

Cumulative percentage of contracted UDA delivered 2016 & 2017



Adjusted Scheduled Activity (UDA)

Month	2016	2017
April	61	122
May	211	298
June	281	387
July	570	577
August	701	916
September	875	1,090
October	1,014	1,260
November	1,208	1,579
December	1,387	1,728
January	1,692	1,927
February	1,814	2,118
March	2,192	2,324
April	2,249	
May	2,251	
June	2,251	

QUALITY

	Quantity	Base Number	Contract	AT	Region	England
% of FP17s for the same patient ID Re-attending within 3 months - Children	58	682	8.5%	13.2%	13.3%	12.3%
% of FP17s for the same patient ID Re-attending within 3 months - Adults	100	616	16.2%	17.3%	17.3%	16.7%
% of FP17s for the same patient ID Re-attending between 3 & 9 months - Children	417	682	61.1%	56.9%	58.9%	57.6%
% of FP17s for the same patient ID Re-attending between 3 & 9 months - Adults	268	616	43.5%	50.6%	52.2%	50.1%
% of FP17s for Band 1 Urgent Courses	52	1,263	4.1%	10.9%	9.2%	9.1%
% of FP17s Relating to Free Repair or Replacements	8	1,263	0.6%	0.9%	1.0%	0.8%
% of FP17s Relating to Continuations	34	1,263	2.7%	1.2%	1.4%	1.2%
% of Patients satisfied with the dentistry they have received	0	0	N/A	92.2%	93.1%	92.8%
% of Patients satisfied with the time they had to wait for an appointment	0	0	N/A	88.3%	89.5%	88.7%

* This is based on patients treated on this contract for their most recent course of treatment. Figures in italics indicate the base number of FP17s or Patient Questionnaire responses are less than 100. N/A is shown where the base number of responses is less than 10 during the period. % is calculated as Quantity/Base number*100

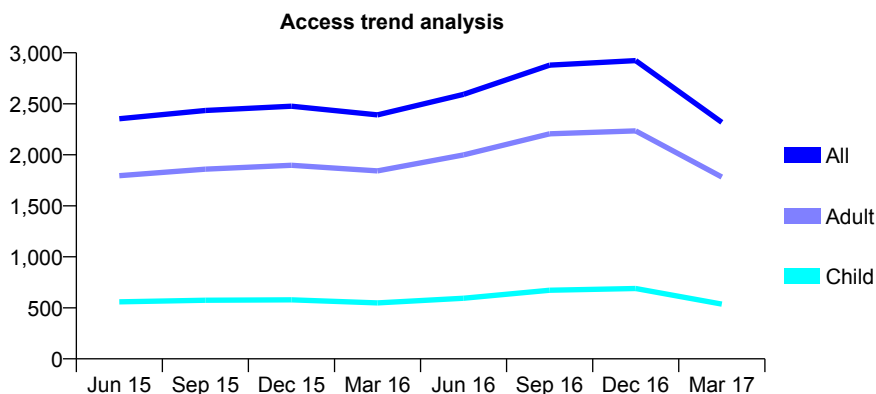
Q47 - Vital Signs At a Glance Contract Report for 101281/0101 - March 2017

Name or company name	OASIS DENTAL CARE LTD
Contract type name	GDS Contract
Purpose of contract	General
Contract start date	01/04/2006
Contract end date	

16/17 Contracted general activity (UDA)	6,721
Carry forward general activity (UDA)	68
16/17 Contracted orthodontic activity (UOA)	0
Carry forward orthodontic activity (UOA)	0
Baseline contract value	£160,289.70

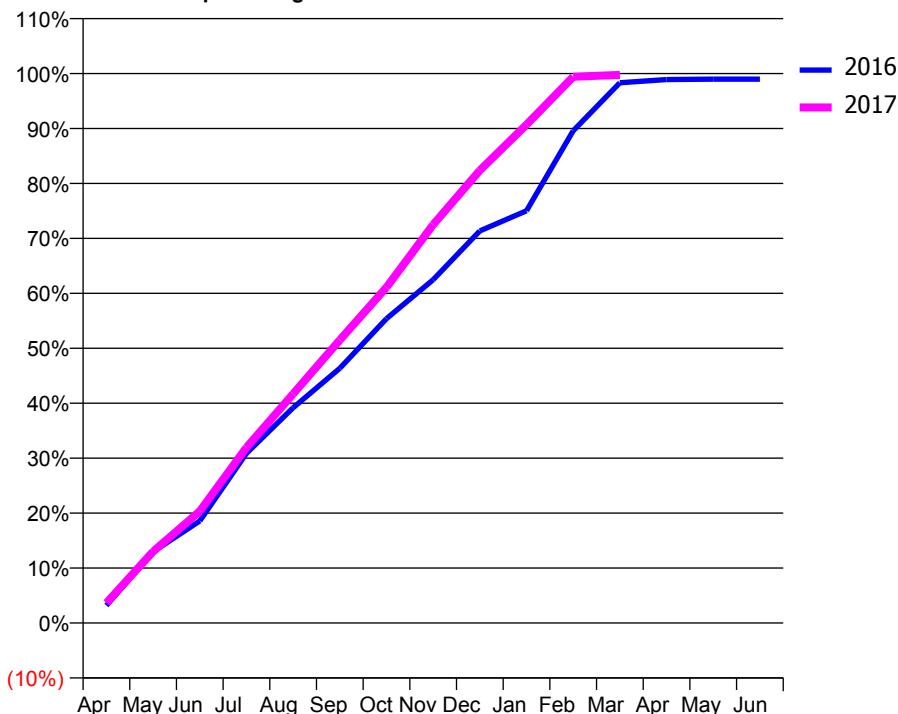
ACCESS*

Patients seen in 24 months	Total	Change since previous quarter
Quarter ending March 2016	2,391	
Quarter ending June 2016	2,593	↑
Quarter ending September 2016	2,879	↑
Quarter ending December 2016	2,923	→
Quarter ending March 2017	2,318	↓
Variance since March 2016	(3.1%)	↓



ACTIVITY

Cumulative percentage of contracted UDA delivered 2016 & 2017



Month	Adjusted Scheduled Activity (UDA)	
	2016	2017
April	214	246
May	871	876
June	1,248	1,367
July	2,075	2,148
August	2,634	2,802
September	3,116	3,462
October	3,723	4,106
November	4,199	4,873
December	4,795	5,536
January	5,043	6,097
February	6,021	6,681
March	6,608	6,705
April	6,647	
May	6,653	
June	6,653	

QUALITY

	Quantity	Base Number	Contract	AT	Region	England
% of FP17s for the same patient ID Re-attending within 3 months - Children	39	845	4.6%	13.2%	13.3%	12.3%
% of FP17s for the same patient ID Re-attending within 3 months - Adults	336	2,679	12.5%	17.3%	17.3%	16.7%
% of FP17s for the same patient ID Re-attending between 3 & 9 months - Children	349	845	41.3%	56.9%	58.9%	57.6%
% of FP17s for the same patient ID Re-attending between 3 & 9 months - Adults	1,149	2,679	42.9%	50.6%	52.2%	50.1%
% of FP17s for Band 1 Urgent Courses	247	3,466	7.1%	10.9%	9.2%	9.1%
% of FP17s Relating to Free Repair or Replacements	29	3,466	0.8%	0.9%	1.0%	0.8%
% of FP17s Relating to Continuations	60	3,466	1.7%	1.2%	1.4%	1.2%
% of Patients satisfied with the dentistry they have received	4	4	N/A	92.2%	93.1%	92.8%
% of Patients satisfied with the time they had to wait for an appointment	4	4	N/A	88.3%	89.5%	88.7%

* This is based on patients treated on this contract for their most recent course of treatment. Figures in italics indicate the base number of FP17s or Patient Questionnaire responses are less than 100. N/A is shown where the base number of responses is less than 10 during the period. % is calculated as Quantity/Base number*100

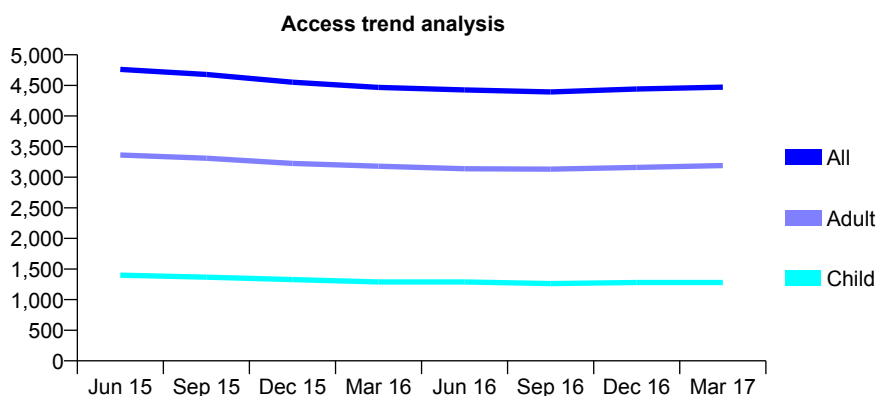
Q47 - Vital Signs At a Glance Contract Report for 101281/0150 - March 2017

Name or company name	OASIS DENTAL CARE LTD
Contract type name	GDS Contract
Purpose of contract	General
Contract start date	01/04/2006
Contract end date	

16/17 Contracted general activity (UDA)	13,814
Carry forward general activity (UDA)	-128
16/17 Contracted orthodontic activity (UOA)	0
Carry forward orthodontic activity (UOA)	0
Baseline contract value	£369,767.76

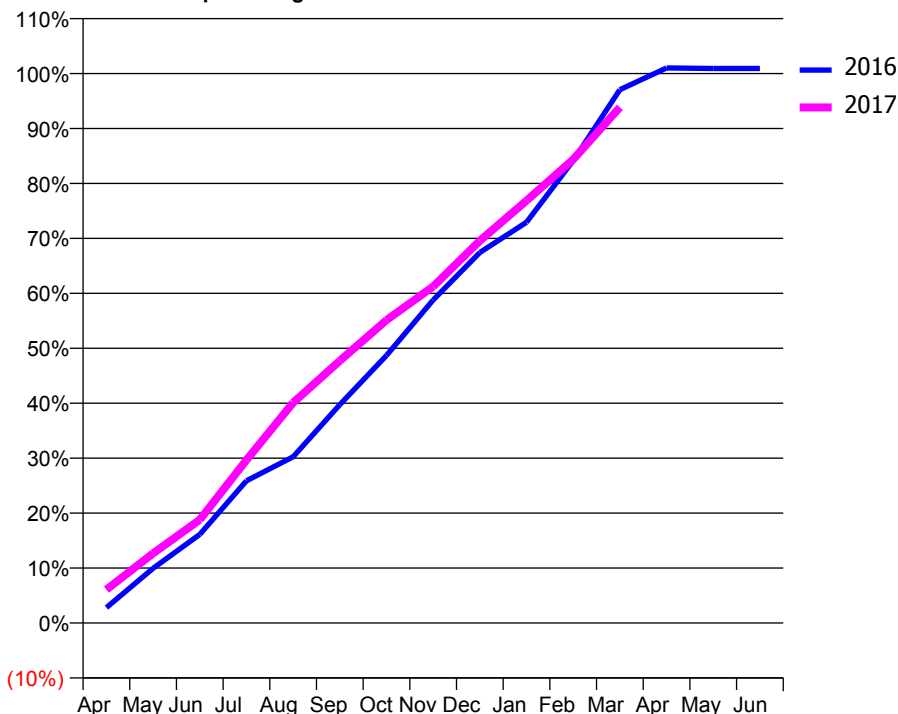
ACCESS*

Patients seen in 24 months	Total	Change since previous quarter
Quarter ending March 2016	4,468	
Quarter ending June 2016	4,427	→
Quarter ending September 2016	4,393	→
Quarter ending December 2016	4,441	→
Quarter ending March 2017	4,471	→
Variance since March 2016	0.1%	→



ACTIVITY

Cumulative percentage of contracted UDA delivered 2016 & 2017



Adjusted Scheduled Activity (UDA)

Month	2016	2017
April	388	840
May	1,376	1,751
June	2,228	2,597
July	3,575	4,097
August	4,180	5,540
September	5,490	6,592
October	6,727	7,614
November	8,120	8,458
December	9,314	9,610
January	10,076	10,617
February	11,622	11,655
March	13,407	12,964
April	13,953	
May	13,942	
June	13,942	

QUALITY

	Quantity	Base Number	Contract	AT	Region	England
% of FP17s for the same patient ID Re-attending within 3 months - Children	174	2,187	8.0%	13.2%	13.3%	12.3%
% of FP17s for the same patient ID Re-attending within 3 months - Adults	799	5,316	15.0%	17.3%	17.3%	16.7%
% of FP17s for the same patient ID Re-attending between 3 & 9 months - Children	1,301	2,187	59.5%	56.9%	58.9%	57.6%
% of FP17s for the same patient ID Re-attending between 3 & 9 months - Adults	3,266	5,316	61.4%	50.6%	52.2%	50.1%
% of FP17s for Band 1 Urgent Courses	482	7,310	6.6%	10.9%	9.2%	9.1%
% of FP17s Relating to Free Repair or Replacements	69	7,310	0.9%	0.9%	1.0%	0.8%
% of FP17s Relating to Continuations	144	7,310	2.0%	1.2%	1.4%	1.2%
% of Patients satisfied with the dentistry they have received	13	14	92.9%	92.2%	93.1%	92.8%
% of Patients satisfied with the time they had to wait for an appointment	12	14	85.7%	88.3%	89.5%	88.7%

* This is based on patients treated on this contract for their most recent course of treatment. Figures in italics indicate the base number of FP17s or Patient Questionnaire responses are less than 100. N/A is shown where the base number of responses is less than 10 during the period. % is calculated as Quantity/Base number*100

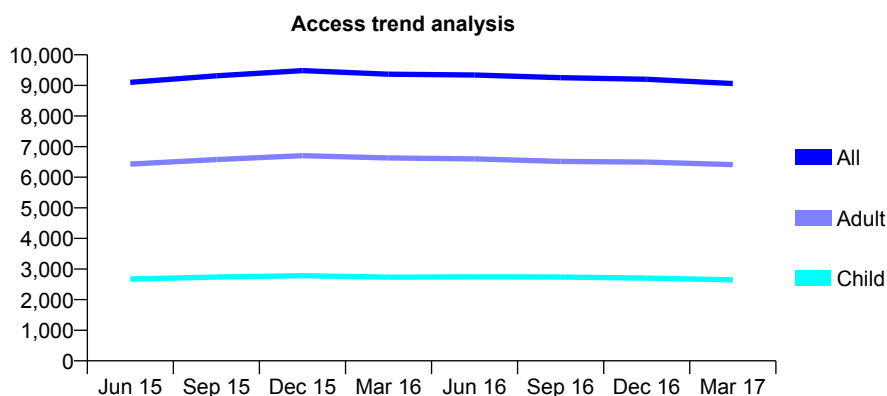
Q47 - Vital Signs At a Glance Contract Report for 101338/0017 - March 2017

Name or company name	Whitecross Dental Care Limited
Contract type name	GDS Contract
Purpose of contract	General
Contract start date	01/04/2006
Contract end date	

16/17 Contracted general activity (UDA)	30,208
Carry forward general activity (UDA)	-78
16/17 Contracted orthodontic activity (UOA)	0
Carry forward orthodontic activity (UOA)	0
Baseline contract value	£931,455.49

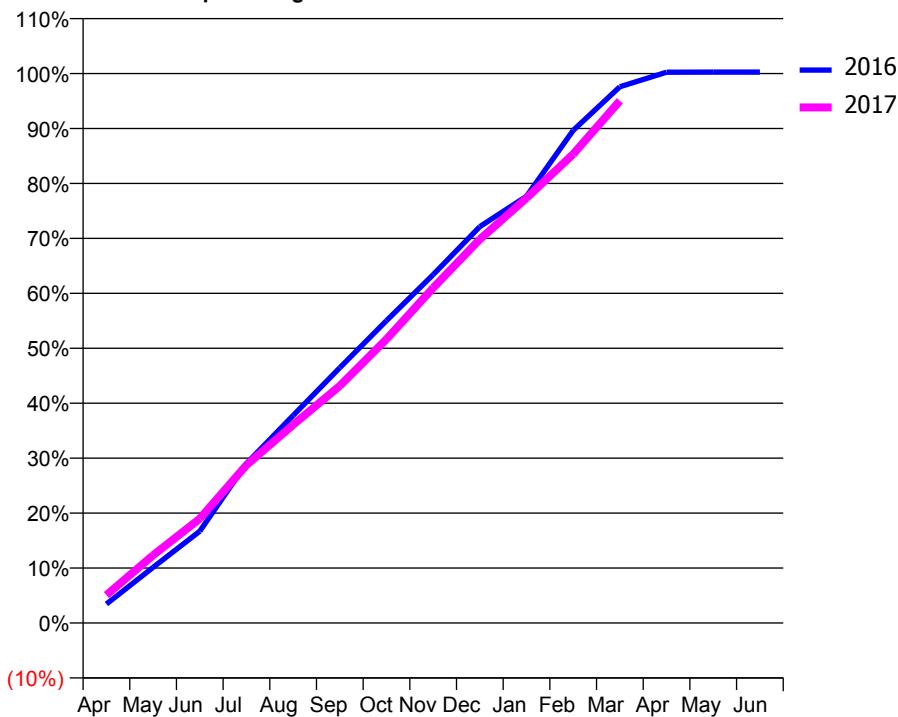
ACCESS*

Patients seen in 24 months	Total	Change since previous quarter
Quarter ending March 2016	9,365	
Quarter ending June 2016	9,341	→
Quarter ending September 2016	9,254	→
Quarter ending December 2016	9,200	→
Quarter ending March 2017	9,059	↓
Variance since March 2016	(3.3%)	↓



ACTIVITY

Cumulative percentage of contracted UDA delivered 2016 & 2017



Month	Adjusted Scheduled Activity (UDA)	
	2016	2017
April	1,042	1,535
May	3,064	3,727
June	5,047	5,734
July	8,768	8,682
August	11,409	10,900
September	14,033	13,037
October	16,621	15,601
November	19,152	18,426
December	21,787	21,094
January	23,464	23,357
February	27,083	25,781
March	29,480	28,707
April	30,280	
May	30,283	
June	30,286	

QUALITY

	Quantity	Base Number	Contract	AT	Region	England
% of FP17s for the same patient ID Re-attending within 3 months - Children	200	3,540	5.6%	13.2%	13.3%	12.3%
% of FP17s for the same patient ID Re-attending within 3 months - Adults	974	7,925	12.3%	17.3%	17.3%	16.7%
% of FP17s for the same patient ID Re-attending between 3 & 9 months - Children	1,807	3,540	51.0%	56.9%	58.9%	57.6%
% of FP17s for the same patient ID Re-attending between 3 & 9 months - Adults	3,862	7,925	48.7%	50.6%	52.2%	50.1%
% of FP17s for Band 1 Urgent Courses	826	11,159	7.4%	10.9%	9.2%	9.1%
% of FP17s Relating to Free Repair or Replacements	52	11,159	0.5%	0.9%	1.0%	0.8%
% of FP17s Relating to Continuations	128	11,159	1.1%	1.2%	1.4%	1.2%
% of Patients satisfied with the dentistry they have received	18	19	94.7%	92.2%	93.1%	92.8%
% of Patients satisfied with the time they had to wait for an appointment	18	19	94.7%	88.3%	89.5%	88.7%

* This is based on patients treated on this contract for their most recent course of treatment. Figures in italics indicate the base number of FP17s or Patient Questionnaire responses are less than 100. N/A is shown where the base number of responses is less than 10 during the period. % is calculated as Quantity/Base number*100

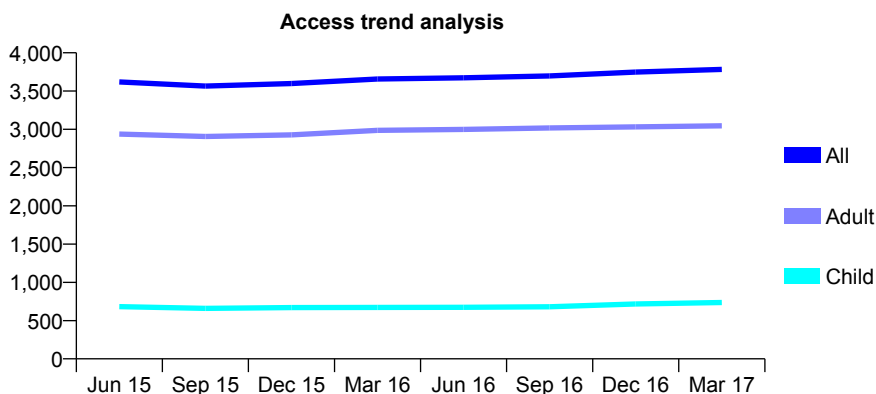
Q47 - Vital Signs At a Glance Contract Report for 101338/0023 - March 2017

Name or company name	Whitecross Dental Care Limited
Contract type name	GDS Contract
Purpose of contract	General
Contract start date	01/04/2006
Contract end date	

16/17 Contracted general activity (UDA)	12,500
Carry forward general activity (UDA)	0
16/17 Contracted orthodontic activity (UOA)	0
Carry forward orthodontic activity (UOA)	0
Baseline contract value	£301,637.93

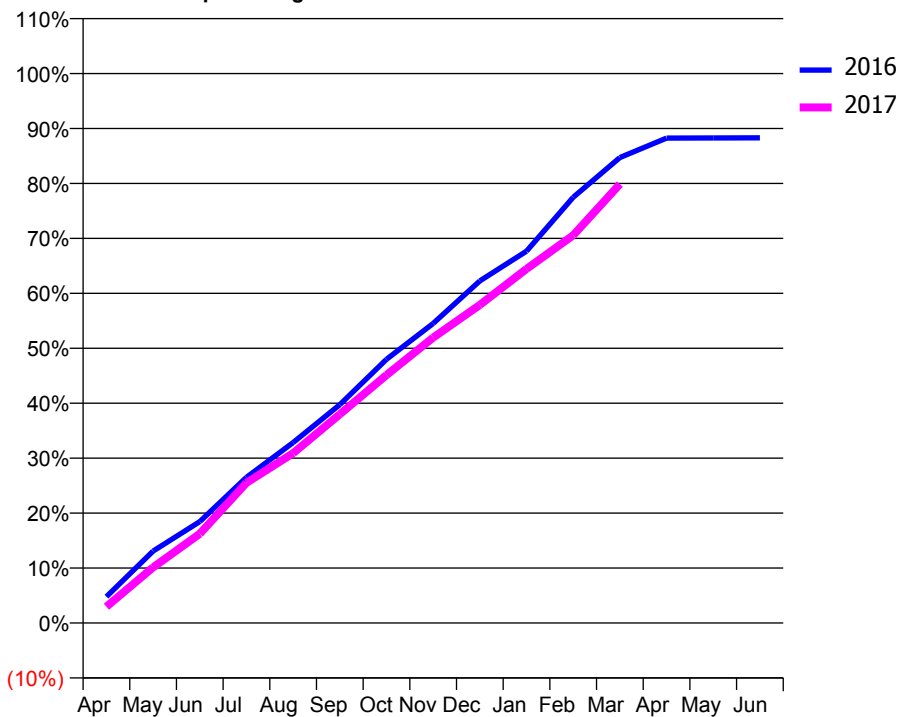
ACCESS*

Patients seen in 24 months	Total	Change since previous quarter
Quarter ending March 2016	3,658	
Quarter ending June 2016	3,673	→
Quarter ending September 2016	3,698	→
Quarter ending December 2016	3,748	→
Quarter ending March 2017	3,783	→
Variance since March 2016	3.4%	↑



ACTIVITY

Cumulative percentage of contracted UDA delivered 2016 & 2017



Month	Adjusted Scheduled Activity (UDA)	
	2016	2017
April	599	372
May	1,636	1,265
June	2,307	2,030
July	3,315	3,191
August	4,106	3,863
September	4,967	4,749
October	5,997	5,639
November	6,814	6,494
December	7,783	7,235
January	8,460	8,056
February	9,684	8,819
March	10,587	9,983
April	11,030	
May	11,035	
June	11,038	

QUALITY

	Quantity	Base Number	Contract	AT	Region	England
% of FP17s for the same patient ID Re-attending within 3 months - Children	54	1,002	5.4%	13.2%	13.3%	12.3%
% of FP17s for the same patient ID Re-attending within 3 months - Adults	518	3,833	13.5%	17.3%	17.3%	16.7%
% of FP17s for the same patient ID Re-attending between 3 & 9 months - Children	532	1,002	53.1%	56.9%	58.9%	57.6%
% of FP17s for the same patient ID Re-attending between 3 & 9 months - Adults	1,750	3,833	45.7%	50.6%	52.2%	50.1%
% of FP17s for Band 1 Urgent Courses	310	4,656	6.7%	10.9%	9.2%	9.1%
% of FP17s Relating to Free Repair or Replacements	74	4,656	1.6%	0.9%	1.0%	0.8%
% of FP17s Relating to Continuations	154	4,656	3.3%	1.2%	1.4%	1.2%
% of Patients satisfied with the dentistry they have received	7	8	N/A	92.2%	93.1%	92.8%
% of Patients satisfied with the time they had to wait for an appointment	7	8	N/A	88.3%	89.5%	88.7%

* This is based on patients treated on this contract for their most recent course of treatment. Figures in italics indicate the base number of FP17s or Patient Questionnaire responses are less than 100. N/A is shown where the base number of responses is less than 10 during the period. % is calculated as Quantity/Base number*100

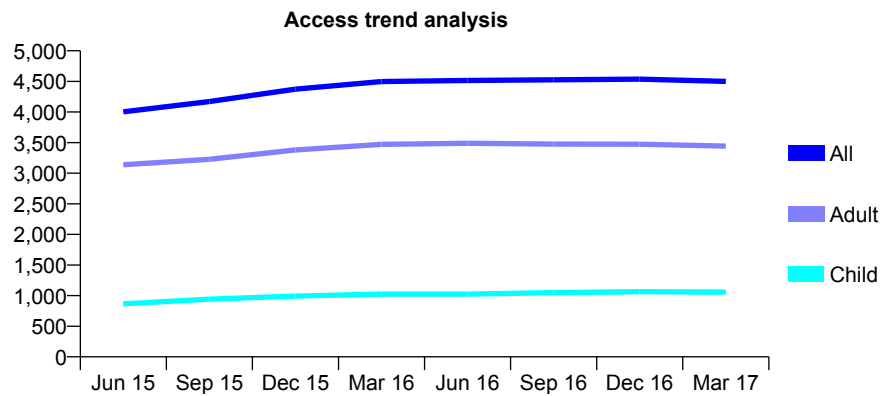
Q47 - Vital Signs At a Glance Contract Report for 101338/0044 - March 2017

Name or company name	Whitecross Dental Care Limited
Contract type name	GDS Contract
Purpose of contract	General
Contract start date	01/10/2006
Contract end date	

16/17 Contracted general activity (UDA)	12,726
Carry forward general activity (UDA)	-173
16/17 Contracted orthodontic activity (UOA)	0
Carry forward orthodontic activity (UOA)	0
Baseline contract value	£352,304.46

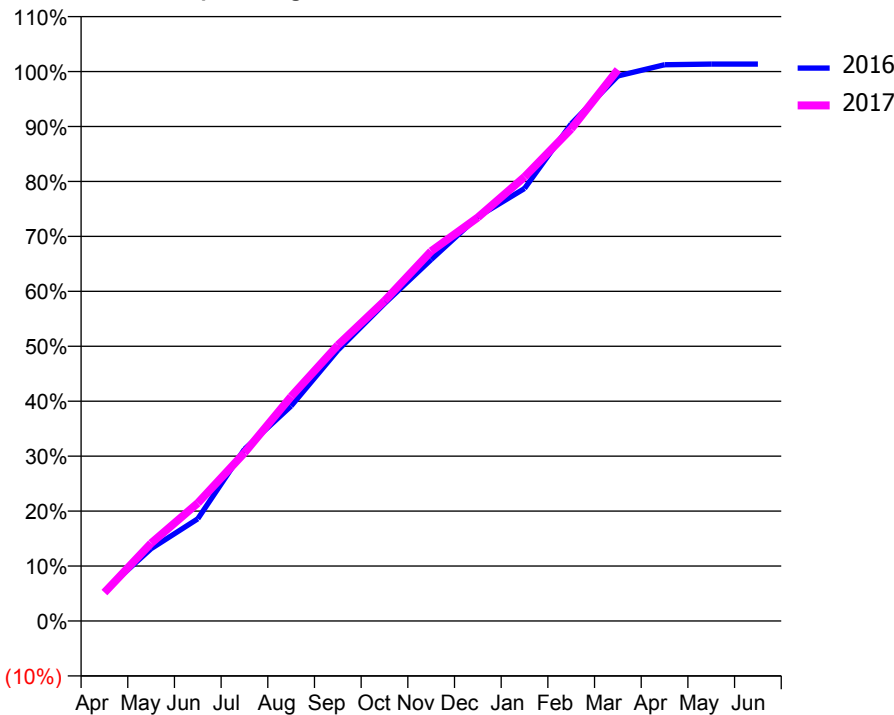
ACCESS*

Patients seen in 24 months	Total	Change since previous quarter
Quarter ending March 2016	4,498	
Quarter ending June 2016	4,515	→
Quarter ending September 2016	4,527	→
Quarter ending December 2016	4,538	→
Quarter ending March 2017	4,501	→
Variance since March 2016	0.1%	→



ACTIVITY

Cumulative percentage of contracted UDA delivered 2016 & 2017



Month	Adjusted Scheduled Activity (UDA)	
	2016	2017
April	692	661
May	1,676	1,801
June	2,367	2,731
July	3,980	3,897
August	4,980	5,198
September	6,270	6,389
October	7,353	7,413
November	8,370	8,565
December	9,362	9,348
January	10,018	10,284
February	11,515	11,397
March	12,623	12,768
April	12,883	
May	12,898	
June	12,899	

QUALITY

	Quantity	Base Number	Contract	AT	Region	England
% of FP17s for the same patient ID Re-attending within 3 months - Children	81	1,476	5.5%	13.2%	13.3%	12.3%
% of FP17s for the same patient ID Re-attending within 3 months - Adults	603	4,784	12.6%	17.3%	17.3%	16.7%
% of FP17s for the same patient ID Re-attending between 3 & 9 months - Children	786	1,476	53.3%	56.9%	58.9%	57.6%
% of FP17s for the same patient ID Re-attending between 3 & 9 months - Adults	2,707	4,784	56.6%	50.6%	52.2%	50.1%
% of FP17s for Band 1 Urgent Courses	502	6,113	8.2%	10.9%	9.2%	9.1%
% of FP17s Relating to Free Repair or Replacements	85	6,113	1.4%	0.9%	1.0%	0.8%
% of FP17s Relating to Continuations	92	6,113	1.5%	1.2%	1.4%	1.2%
% of Patients satisfied with the dentistry they have received	4	5	N/A	92.2%	93.1%	92.8%
% of Patients satisfied with the time they had to wait for an appointment	5	5	N/A	88.3%	89.5%	88.7%

* This is based on patients treated on this contract for their most recent course of treatment. Figures in italics indicate the base number of FP17s or Patient Questionnaire responses are less than 100. N/A is shown where the base number of responses is less than 10 during the period. % is calculated as Quantity/Base number*100

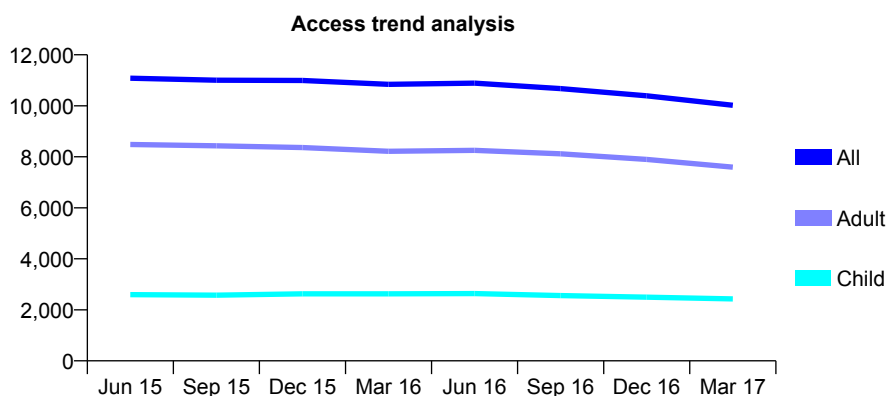
Q47 - Vital Signs At a Glance Contract Report for 101338/0115 - March 2017

Name or company name	Whitecross Dental Care Limited
Contract type name	GDS Contract
Purpose of contract	General
Contract start date	04/01/2010
Contract end date	

16/17 Contracted general activity (UDA)	30,263
Carry forward general activity (UDA)	319
16/17 Contracted orthodontic activity (UOA)	0
Carry forward orthodontic activity (UOA)	0
Baseline contract value	£879,987.92

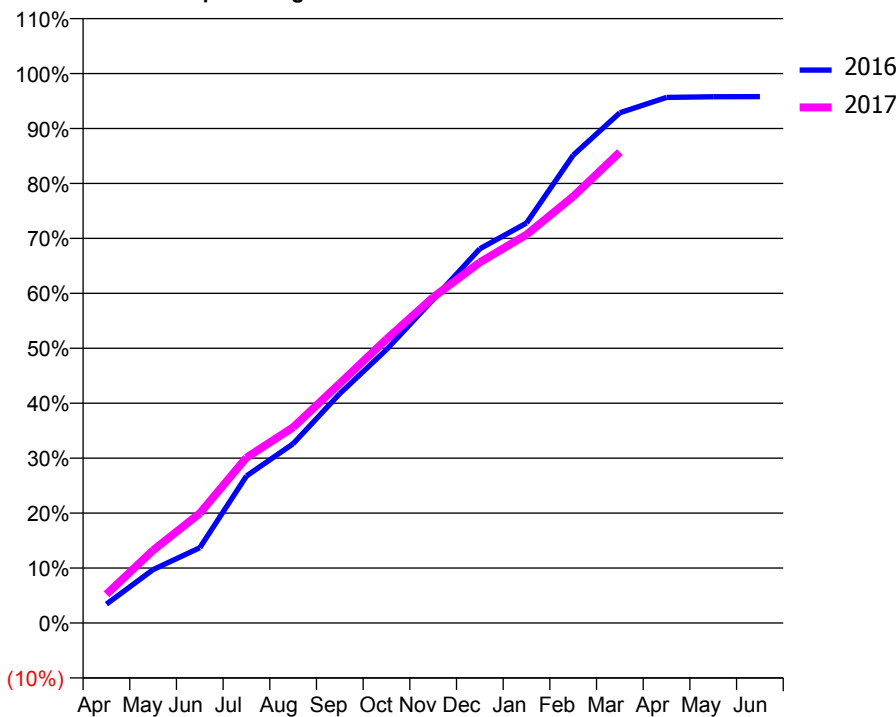
ACCESS*

Patients seen in 24 months	Total	Change since previous quarter
Quarter ending March 2016	10,844	
Quarter ending June 2016	10,891	→
Quarter ending September 2016	10,674	↓
Quarter ending December 2016	10,392	↓
Quarter ending March 2017	10,020	↓
Variance since March 2016	(7.6%)	↓



ACTIVITY

Cumulative percentage of contracted UDA delivered 2016 & 2017



QUALITY

	Quantity	Base Number	Contract	AT	Region	England
% of FP17s for the same patient ID Re-attending within 3 months - Children	161	3,086	5.2%	13.2%	13.3%	12.3%
% of FP17s for the same patient ID Re-attending within 3 months - Adults	1,252	8,594	14.6%	17.3%	17.3%	16.7%
% of FP17s for the same patient ID Re-attending between 3 & 9 months - Children	1,590	3,086	51.5%	56.9%	58.9%	57.6%
% of FP17s for the same patient ID Re-attending between 3 & 9 months - Adults	3,369	8,594	39.2%	50.6%	52.2%	50.1%
% of FP17s for Band 1 Urgent Courses	927	11,272	8.2%	10.9%	9.2%	9.1%
% of FP17s Relating to Free Repair or Replacements	99	11,272	0.9%	0.9%	1.0%	0.8%
% of FP17s Relating to Continuations	229	11,272	2.0%	1.2%	1.4%	1.2%
% of Patients satisfied with the dentistry they have received	21	22	95.5%	92.2%	93.1%	92.8%
% of Patients satisfied with the time they had to wait for an appointment	19	22	86.4%	88.3%	89.5%	88.7%

* This is based on patients treated on this contract for their most recent course of treatment. Figures in italics indicate the base number of FP17s or Patient Questionnaire responses are less than 100. N/A is shown where the base number of responses is less than 10 during the period. % is calculated as Quantity/Base number*100

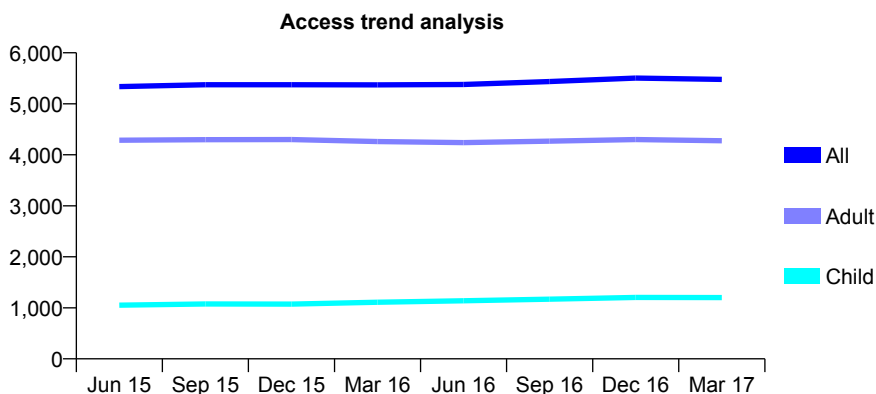
Q47 - Vital Signs At a Glance Contract Report for 101338/0123 - March 2017

Name or company name	Whitecross Dental Care Limited
Contract type name	GDS Contract
Purpose of contract	General
Contract start date	19/05/2010
Contract end date	

16/17 Contracted general activity (UDA)	17,100
Carry forward general activity (UDA)	302
16/17 Contracted orthodontic activity (UOA)	0
Carry forward orthodontic activity (UOA)	0
Baseline contract value	£511,834.51

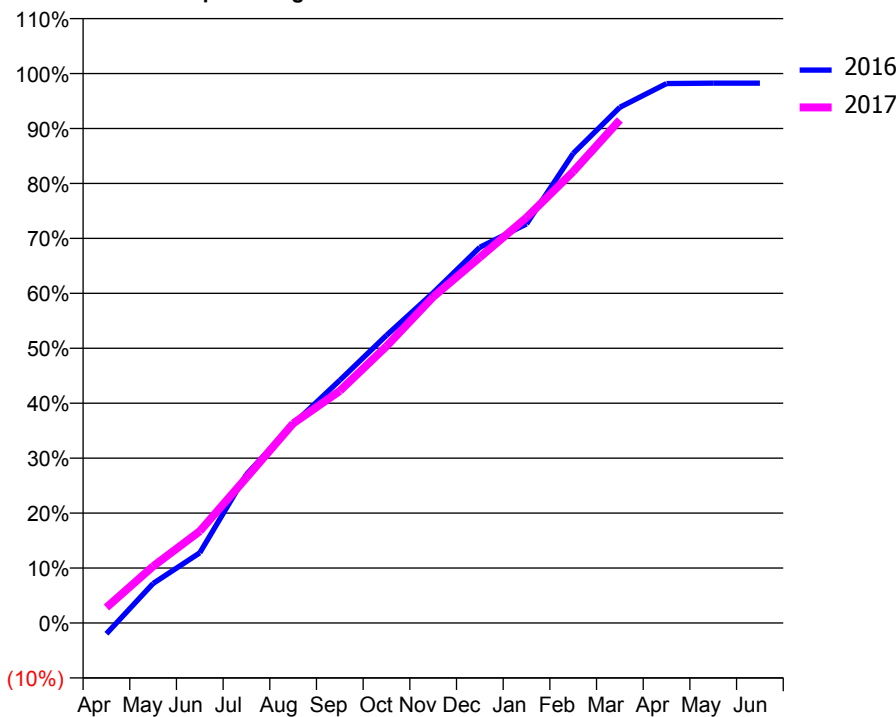
ACCESS*

Patients seen in 24 months	Total	Change since previous quarter
Quarter ending March 2016	5,371	
Quarter ending June 2016	5,378	→
Quarter ending September 2016	5,436	→
Quarter ending December 2016	5,504	→
Quarter ending March 2017	5,479	→
Variance since March 2016	2.0%	↑



ACTIVITY

Cumulative percentage of contracted UDA delivered 2016 & 2017



Month	Adjusted Scheduled Activity (UDA)	
	2016	2017
April	-337	482
May	1,231	1,765
June	2,185	2,859
July	4,624	4,523
August	6,189	6,210
September	7,553	7,223
October	8,955	8,614
November	10,279	10,148
December	11,690	11,382
January	12,418	12,618
February	14,614	14,050
March	16,049	15,653
April	16,786	
May	16,798	
June	16,798	

QUALITY

	Quantity	Base Number	Contract	AT	Region	England
% of FP17s for the same patient ID Re-attending within 3 months - Children	213	2,074	10.3%	13.2%	13.3%	12.3%
% of FP17s for the same patient ID Re-attending within 3 months - Adults	643	5,318	12.1%	17.3%	17.3%	16.7%
% of FP17s for the same patient ID Re-attending between 3 & 9 months - Children	1,253	2,074	60.4%	56.9%	58.9%	57.6%
% of FP17s for the same patient ID Re-attending between 3 & 9 months - Adults	2,430	5,318	45.7%	50.6%	52.2%	50.1%
% of FP17s for Band 1 Urgent Courses	419	7,103	5.9%	10.9%	9.2%	9.1%
% of FP17s Relating to Free Repair or Replacements	75	7,103	1.1%	0.9%	1.0%	0.8%
% of FP17s Relating to Continuations	171	7,103	2.4%	1.2%	1.4%	1.2%
% of Patients satisfied with the dentistry they have received	12	13	92.3%	92.2%	93.1%	92.8%
% of Patients satisfied with the time they had to wait for an appointment	13	13	100.0%	88.3%	89.5%	88.7%

* This is based on patients treated on this contract for their most recent course of treatment. Figures in italics indicate the base number of FP17s or Patient Questionnaire responses are less than 100. N/A is shown where the base number of responses is less than 10 during the period. % is calculated as Quantity/Base number*100

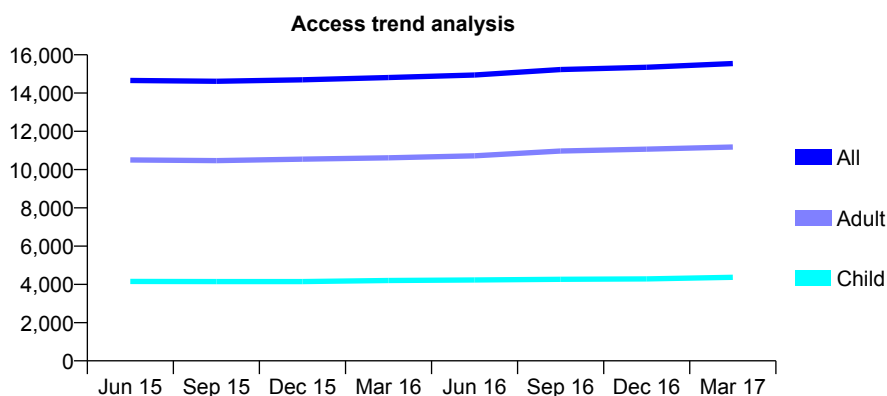
Q47 - Vital Signs At a Glance Contract Report for 101370/0021 - March 2017

Name or company name	Petrie Tucker and Partners Ltd
Contract type name	GDS Contract
Purpose of contract	General
Contract start date	01/04/2006
Contract end date	

16/17 Contracted general activity (UDA)	47,600
Carry forward general activity (UDA)	-42
16/17 Contracted orthodontic activity (UOA)	0
Carry forward orthodontic activity (UOA)	0
Baseline contract value	£1,262,085.57

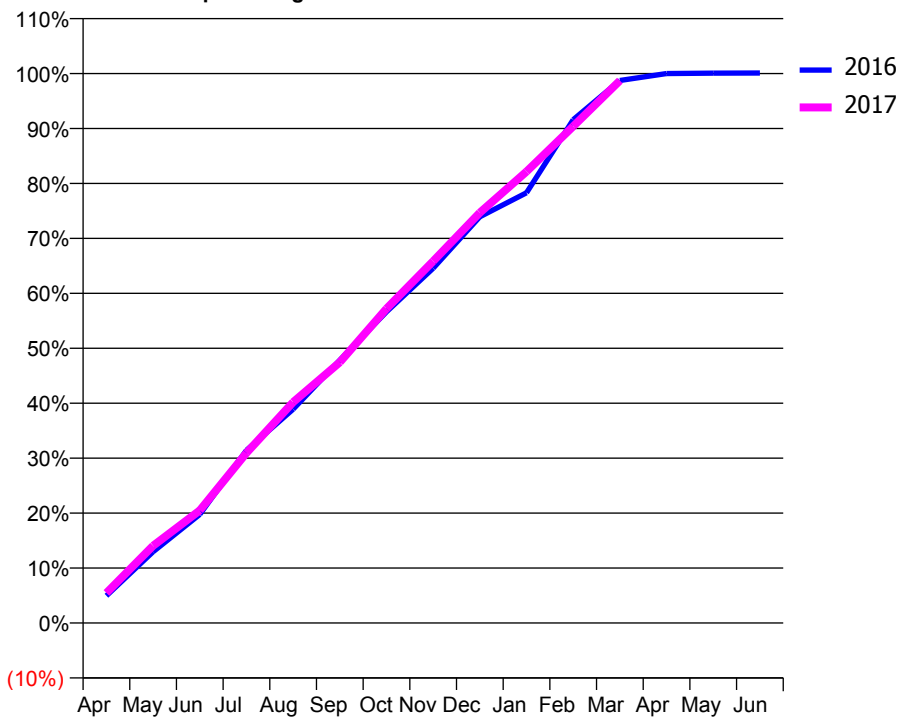
ACCESS*

Patients seen in 24 months	Total	Change since previous quarter
Quarter ending March 2016	14,811	
Quarter ending June 2016	14,945	→
Quarter ending September 2016	15,232	→
Quarter ending December 2016	15,351	→
Quarter ending March 2017	15,546	→
Variance since March 2016	5.0%	↑



ACTIVITY

Cumulative percentage of contracted UDA delivered 2016 & 2017



Month	Adjusted Scheduled Activity (UDA)	
	2016	2017
April	2,360	2,603
May	6,178	6,697
June	9,406	9,759
July	14,967	14,739
August	18,524	19,133
September	22,777	22,593
October	26,960	27,229
November	30,733	31,342
December	35,195	35,552
January	37,268	39,109
February	43,600	43,021
March	46,994	46,989
April	47,599	
May	47,635	
June	47,642	

QUALITY

	Quantity	Base Number	Contract	AT	Region	England
% of FP17s for the same patient ID Re-attending within 3 months - Children	530	6,585	8.0%	13.2%	13.3%	12.3%
% of FP17s for the same patient ID Re-attending within 3 months - Adults	1,926	14,156	13.6%	17.3%	17.3%	16.7%
% of FP17s for the same patient ID Re-attending between 3 & 9 months - Children	3,733	6,585	56.7%	56.9%	58.9%	57.6%
% of FP17s for the same patient ID Re-attending between 3 & 9 months - Adults	6,870	14,156	48.5%	50.6%	52.2%	50.1%
% of FP17s for Band 1 Urgent Courses	1,486	20,449	7.3%	10.9%	9.2%	9.1%
% of FP17s Relating to Free Repair or Replacements	123	20,449	0.6%	0.9%	1.0%	0.8%
% of FP17s Relating to Continuations	370	20,449	1.8%	1.2%	1.4%	1.2%
% of Patients satisfied with the dentistry they have received	16	16	100.0%	92.2%	93.1%	92.8%
% of Patients satisfied with the time they had to wait for an appointment	14	16	87.5%	88.3%	89.5%	88.7%

* This is based on patients treated on this contract for their most recent course of treatment. Figures in italics indicate the base number of FP17s or Patient Questionnaire responses are less than 100. N/A is shown where the base number of responses is less than 10 during the period. % is calculated as Quantity/Base number*100

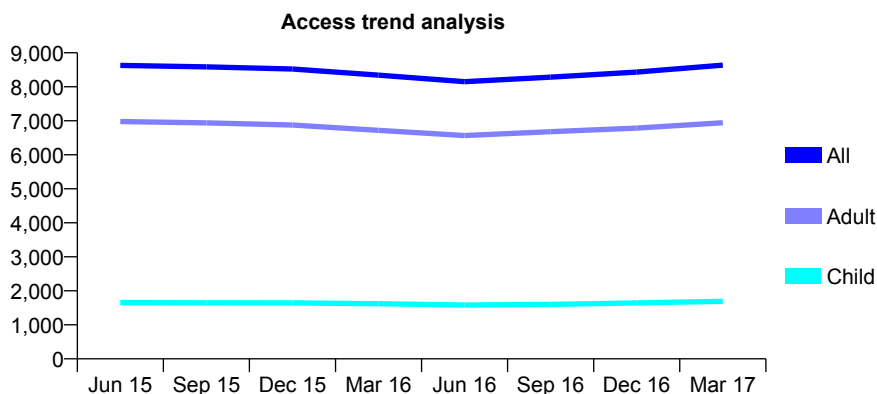
Q47 - Vital Signs At a Glance Contract Report for 101370/0043 - March 2017

Name or company name	Petrie Tucker and Partners Ltd
Contract type name	GDS Contract
Purpose of contract	General
Contract start date	01/04/2006
Contract end date	

16/17 Contracted general activity (UDA)	27,015
Carry forward general activity (UDA)	-68
16/17 Contracted orthodontic activity (UOA)	0
Carry forward orthodontic activity (UOA)	0
Baseline contract value	£762,795.14

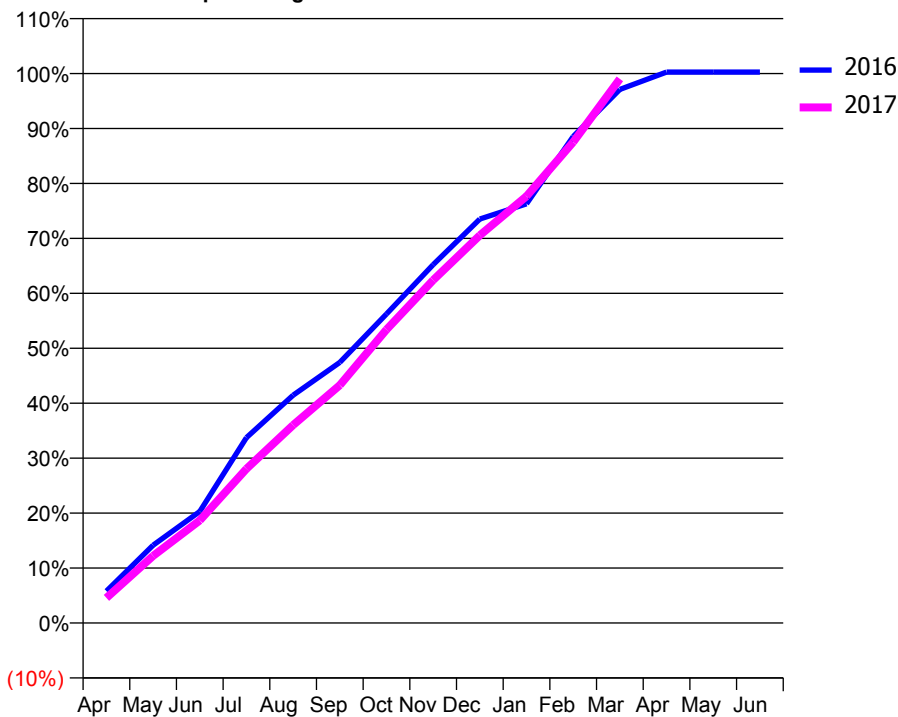
ACCESS*

Patients seen in 24 months	Total	Change since previous quarter
Quarter ending March 2016	8,344	
Quarter ending June 2016	8,151	↓
Quarter ending September 2016	8,283	→
Quarter ending December 2016	8,433	→
Quarter ending March 2017	8,636	↑
Variance since March 2016	3.5%	↑



ACTIVITY

Cumulative percentage of contracted UDA delivered 2016 & 2017



Adjusted Scheduled Activity (UDA)

Month	2016	2017
April	1,571	1,236
May	3,827	3,301
June	5,481	5,044
July	9,118	7,579
August	11,203	9,733
September	12,813	11,694
October	15,193	14,426
November	17,617	16,860
December	19,863	19,060
January	20,608	20,984
February	23,916	23,643
March	26,233	26,751
April	27,082	
May	27,083	
June	27,083	

QUALITY

	Quantity	Base Number	Contract	AT	Region	England
% of FP17s for the same patient ID Re-attending within 3 months - Children	170	2,559	6.6%	13.2%	13.3%	12.3%
% of FP17s for the same patient ID Re-attending within 3 months - Adults	1,239	10,121	12.2%	17.3%	17.3%	16.7%
% of FP17s for the same patient ID Re-attending between 3 & 9 months - Children	1,337	2,559	52.2%	56.9%	58.9%	57.6%
% of FP17s for the same patient ID Re-attending between 3 & 9 months - Adults	4,973	10,121	49.1%	50.6%	52.2%	50.1%
% of FP17s for Band 1 Urgent Courses	619	12,251	5.1%	10.9%	9.2%	9.1%
% of FP17s Relating to Free Repair or Replacements	194	12,251	1.6%	0.9%	1.0%	0.8%
% of FP17s Relating to Continuations	268	12,251	2.2%	1.2%	1.4%	1.2%
% of Patients satisfied with the dentistry they have received	13	14	92.9%	92.2%	93.1%	92.8%
% of Patients satisfied with the time they had to wait for an appointment	14	14	100.0%	88.3%	89.5%	88.7%

* This is based on patients treated on this contract for their most recent course of treatment. Figures in italics indicate the base number of FP17s or Patient Questionnaire responses are less than 100. N/A is shown where the base number of responses is less than 10 during the period. % is calculated as Quantity/Base number*100

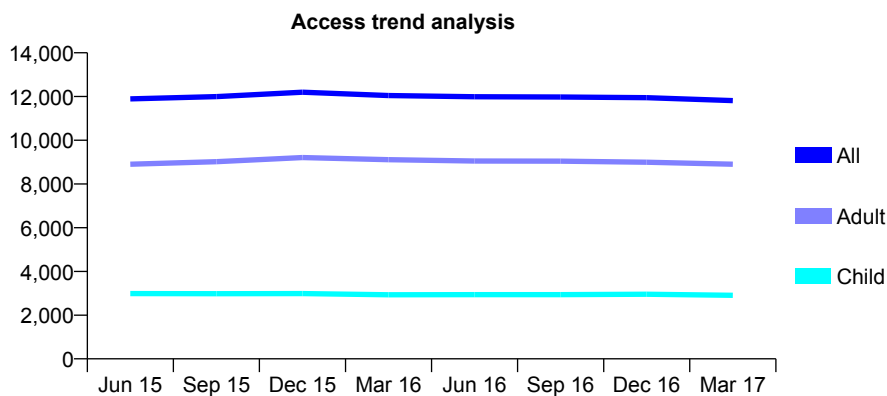
Q47 - Vital Signs At a Glance Contract Report for 101370/0084 - March 2017

Name or company name	Petrie Tucker and Partners Ltd
Contract type name	GDS Contract
Purpose of contract	General
Contract start date	01/04/2007
Contract end date	

16/17 Contracted general activity (UDA)	33,780
Carry forward general activity (UDA)	471
16/17 Contracted orthodontic activity (UOA)	0
Carry forward orthodontic activity (UOA)	0
Baseline contract value	£1,021,468.48

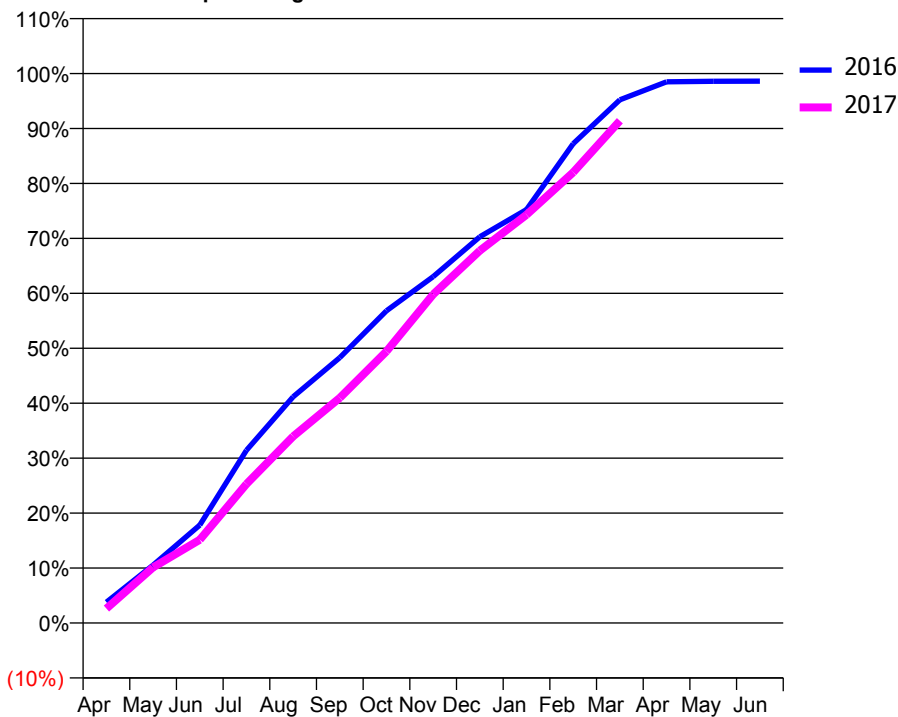
ACCESS*

Patients seen in 24 months	Total	Change since previous quarter
Quarter ending March 2016	12,046	
Quarter ending June 2016	11,988	→
Quarter ending September 2016	11,979	→
Quarter ending December 2016	11,946	→
Quarter ending March 2017	11,814	↓
Variance since March 2016	(1.9%)	↓



ACTIVITY

Cumulative percentage of contracted UDA delivered 2016 & 2017



Month	Adjusted Scheduled Activity (UDA)	
	2016	2017
April	1,283	890
May	3,563	3,419
June	6,017	5,116
July	10,617	8,544
August	13,904	11,475
September	16,316	13,845
October	19,191	16,704
November	21,294	20,204
December	23,740	22,892
January	25,418	25,099
February	29,463	27,707
March	32,166	30,878
April	33,266	
May	33,302	
June	33,309	

QUALITY

	Quantity	Base Number	Contract	AT	Region	England
% of FP17s for the same patient ID Re-attending within 3 months - Children	291	3,837	7.6%	13.2%	13.3%	12.3%
% of FP17s for the same patient ID Re-attending within 3 months - Adults	1,826	11,359	16.1%	17.3%	17.3%	16.7%
% of FP17s for the same patient ID Re-attending between 3 & 9 months - Children	1,753	3,837	45.7%	56.9%	58.9%	57.6%
% of FP17s for the same patient ID Re-attending between 3 & 9 months - Adults	4,837	11,359	42.6%	50.6%	52.2%	50.1%
% of FP17s for Band 1 Urgent Courses	1,294	14,602	8.9%	10.9%	9.2%	9.1%
% of FP17s Relating to Free Repair or Replacements	160	14,602	1.1%	0.9%	1.0%	0.8%
% of FP17s Relating to Continuations	482	14,602	3.3%	1.2%	1.4%	1.2%
% of Patients satisfied with the dentistry they have received	23	23	100.0%	92.2%	93.1%	92.8%
% of Patients satisfied with the time they had to wait for an appointment	18	23	78.3%	88.3%	89.5%	88.7%

* This is based on patients treated on this contract for their most recent course of treatment. Figures in italics indicate the base number of FP17s or Patient Questionnaire responses are less than 100. N/A is shown where the base number of responses is less than 10 during the period. % is calculated as Quantity/Base number*100

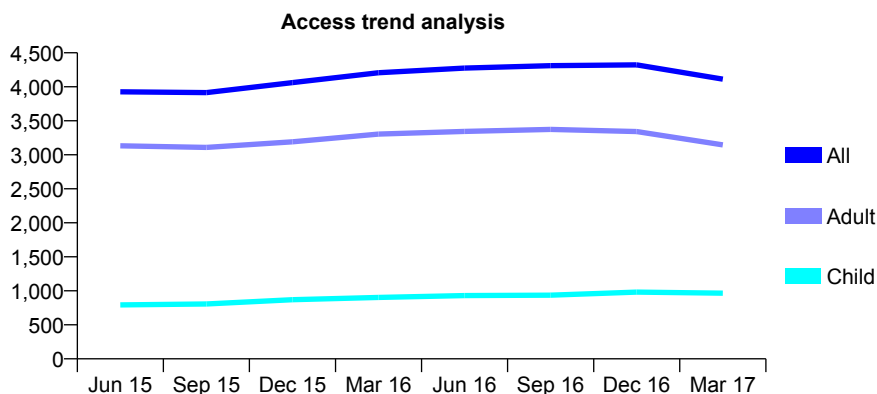
Q47 - Vital Signs At a Glance Contract Report for 101435/0096 - March 2017

Name or company name	IDH Limited
Contract type name	GDS Contract
Purpose of contract	General
Contract start date	25/04/2008
Contract end date	

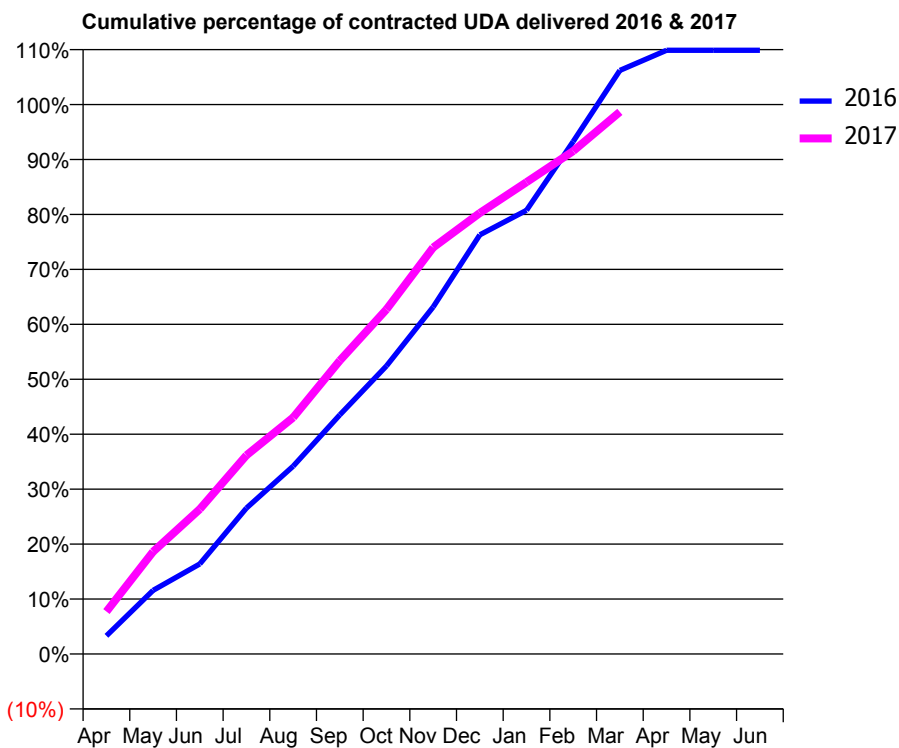
16/17 Contracted general activity (UDA)	14,432
Carry forward general activity (UDA)	-116
16/17 Contracted orthodontic activity (UOA)	0
Carry forward orthodontic activity (UOA)	0
Baseline contract value	£352,438.19

ACCESS*

Patients seen in 24 months	Total	Change since previous quarter
Quarter ending March 2016	4,207	
Quarter ending June 2016	4,275	→
Quarter ending September 2016	4,310	→
Quarter ending December 2016	4,323	→
Quarter ending March 2017	4,113	↓
Variance since March 2016	(2.2%)	↓



ACTIVITY



Month	Adjusted Scheduled Activity (UDA)	
	2016	2017
April	439	1,116
May	1,535	2,687
June	2,171	3,807
July	3,518	5,221
August	4,525	6,210
September	5,762	7,707
October	6,944	9,053
November	8,362	10,676
December	10,102	11,585
January	10,694	12,394
February	12,352	13,210
March	14,062	14,238
April	14,548	
May	14,548	
June	14,548	

QUALITY

	Quantity	Base Number	Contract	AT	Region	England
% of FP17s for the same patient ID Re-attending within 3 months - Children	88	1,177	7.5%	13.2%	13.3%	12.3%
% of FP17s for the same patient ID Re-attending within 3 months - Adults	722	4,069	17.7%	17.3%	17.3%	16.7%
% of FP17s for the same patient ID Re-attending between 3 & 9 months - Children	501	1,177	42.6%	56.9%	58.9%	57.6%
% of FP17s for the same patient ID Re-attending between 3 & 9 months - Adults	1,817	4,069	44.7%	50.6%	52.2%	50.1%
% of FP17s for Band 1 Urgent Courses	556	5,131	10.8%	10.9%	9.2%	9.1%
% of FP17s Relating to Free Repair or Replacements	49	5,131	1.0%	0.9%	1.0%	0.8%
% of FP17s Relating to Continuations	94	5,131	1.8%	1.2%	1.4%	1.2%
% of Patients satisfied with the dentistry they have received	23	26	88.5%	92.2%	93.1%	92.8%
% of Patients satisfied with the time they had to wait for an appointment	20	26	76.9%	88.3%	89.5%	88.7%

* This is based on patients treated on this contract for their most recent course of treatment. Figures in italics indicate the base number of FP17s or Patient Questionnaire responses are less than 100. N/A is shown where the base number of responses is less than 10 during the period. % is calculated as Quantity/Base number*100

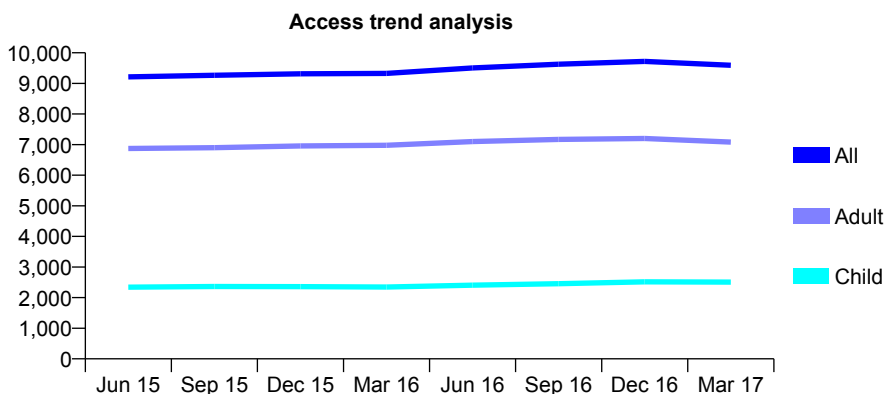
Q47 - Vital Signs At a Glance Contract Report for 101435/0097 - March 2017

Name or company name	IDH Limited
Contract type name	GDS Contract
Purpose of contract	General
Contract start date	07/05/2008
Contract end date	

16/17 Contracted general activity (UDA)	25,500
Carry forward general activity (UDA)	528
16/17 Contracted orthodontic activity (UOA)	0
Carry forward orthodontic activity (UOA)	0
Baseline contract value	£563,546.29

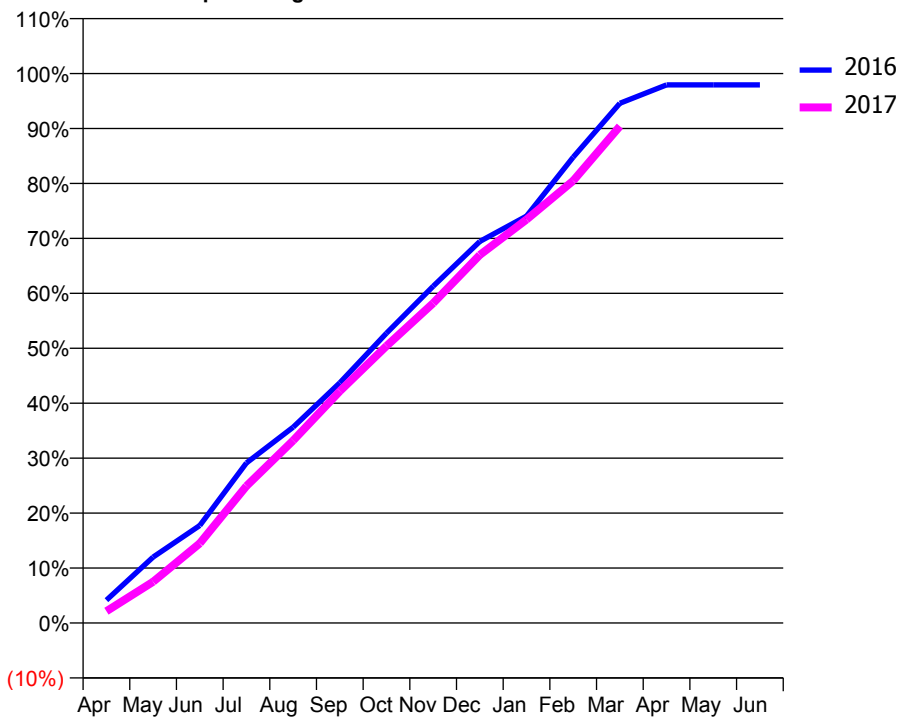
ACCESS*

Patients seen in 24 months	Total	Change since previous quarter
Quarter ending March 2016	9,328	
Quarter ending June 2016	9,506	→
Quarter ending September 2016	9,626	→
Quarter ending December 2016	9,719	→
Quarter ending March 2017	9,591	↓
Variance since March 2016	2.8%	↑



ACTIVITY

Cumulative percentage of contracted UDA delivered 2016 & 2017



Month	Adjusted Scheduled Activity (UDA)	
	2016	2017
April	1,059	547
May	3,057	1,917
June	4,529	3,695
July	7,429	6,358
August	9,090	8,469
September	11,146	10,758
October	13,447	12,854
November	15,627	14,842
December	17,706	17,082
January	18,881	18,724
February	21,617	20,521
March	24,118	23,051
April	24,972	
May	24,972	
June	24,972	

QUALITY

	Quantity	Base Number	Contract	AT	Region	England
% of FP17s for the same patient ID Re-attending within 3 months - Children	144	3,017	4.8%	13.2%	13.3%	12.3%
% of FP17s for the same patient ID Re-attending within 3 months - Adults	734	7,691	9.5%	17.3%	17.3%	16.7%
% of FP17s for the same patient ID Re-attending between 3 & 9 months - Children	1,414	3,017	46.9%	56.9%	58.9%	57.6%
% of FP17s for the same patient ID Re-attending between 3 & 9 months - Adults	3,497	7,691	45.5%	50.6%	52.2%	50.1%
% of FP17s for Band 1 Urgent Courses	476	10,410	4.6%	10.9%	9.2%	9.1%
% of FP17s Relating to Free Repair or Replacements	92	10,410	0.9%	0.9%	1.0%	0.8%
% of FP17s Relating to Continuations	135	10,410	1.3%	1.2%	1.4%	1.2%
% of Patients satisfied with the dentistry they have received	16	20	80.0%	92.2%	93.1%	92.8%
% of Patients satisfied with the time they had to wait for an appointment	16	20	80.0%	88.3%	89.5%	88.7%

* This is based on patients treated on this contract for their most recent course of treatment. Figures in italics indicate the base number of FP17s or Patient Questionnaire responses are less than 100. N/A is shown where the base number of responses is less than 10 during the period. % is calculated as Quantity/Base number*100

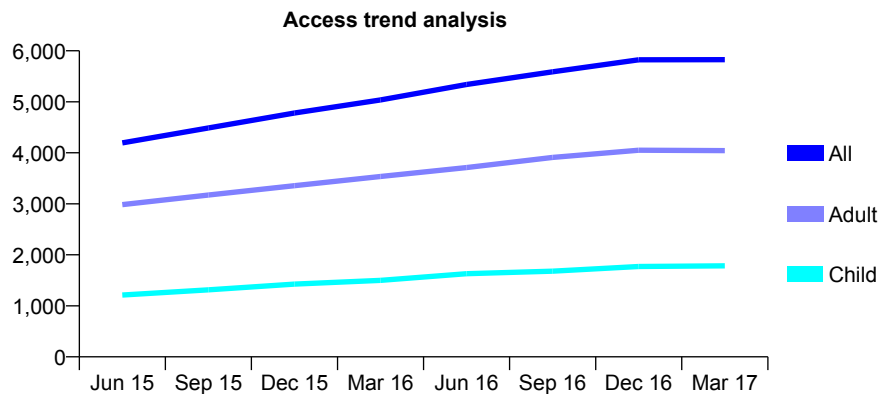
Q47 - Vital Signs At a Glance Contract Report for 101435/0144 - March 2017

Name or company name	IDH Limited
Contract type name	GDS Contract
Purpose of contract	General
Contract start date	01/12/2012
Contract end date	

16/17 Contracted general activity (UDA)	13,990
Carry forward general activity (UDA)	342
16/17 Contracted orthodontic activity (UOA)	0
Carry forward orthodontic activity (UOA)	0
Baseline contract value	£412,256.75

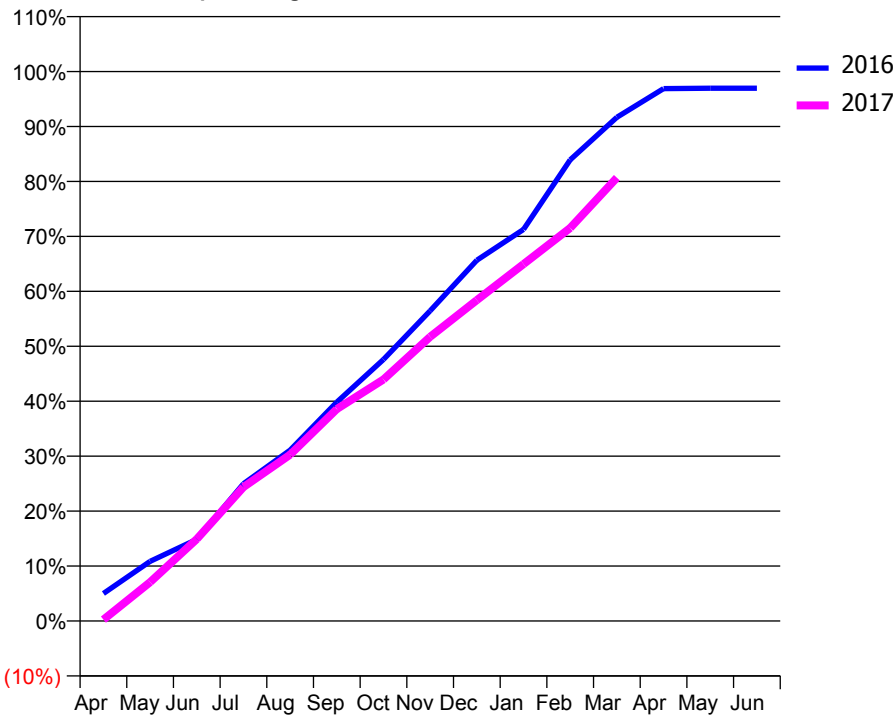
ACCESS*

Patients seen in 24 months	Total	Change since previous quarter
Quarter ending March 2016	5,036	
Quarter ending June 2016	5,340	↑
Quarter ending September 2016	5,589	↑
Quarter ending December 2016	5,823	↑
Quarter ending March 2017	5,827	→
Variance since March 2016	15.7%	↑



ACTIVITY

Cumulative percentage of contracted UDA delivered 2016 & 2017



Month	Adjusted Scheduled Activity (UDA)	
	2016	2017
April	564	36
May	1,223	990
June	1,672	2,085
July	2,811	3,409
August	3,500	4,236
September	4,483	5,397
October	5,357	6,149
November	6,354	7,237
December	7,388	8,171
January	8,019	9,086
February	9,444	10,005
March	10,313	11,287
April	10,901	
May	10,910	
June	10,910	

QUALITY

	Quantity	Base Number	Contract	AT	Region	England
% of FP17s for the same patient ID Re-attending within 3 months - Children	86	2,252	3.8%	13.2%	13.3%	12.3%
% of FP17s for the same patient ID Re-attending within 3 months - Adults	322	4,205	7.7%	17.3%	17.3%	16.7%
% of FP17s for the same patient ID Re-attending between 3 & 9 months - Children	1,179	2,252	52.4%	56.9%	58.9%	57.6%
% of FP17s for the same patient ID Re-attending between 3 & 9 months - Adults	1,530	4,205	36.4%	50.6%	52.2%	50.1%
% of FP17s for Band 1 Urgent Courses	250	6,138	4.1%	10.9%	9.2%	9.1%
% of FP17s Relating to Free Repair or Replacements	24	6,138	0.4%	0.9%	1.0%	0.8%
% of FP17s Relating to Continuations	74	6,138	1.2%	1.2%	1.4%	1.2%
% of Patients satisfied with the dentistry they have received	4	5	N/A	92.2%	93.1%	92.8%
% of Patients satisfied with the time they had to wait for an appointment	5	5	N/A	88.3%	89.5%	88.7%

* This is based on patients treated on this contract for their most recent course of treatment. Figures in italics indicate the base number of FP17s or Patient Questionnaire responses are less than 100. N/A is shown where the base number of responses is less than 10 during the period. % is calculated as Quantity/Base number*100

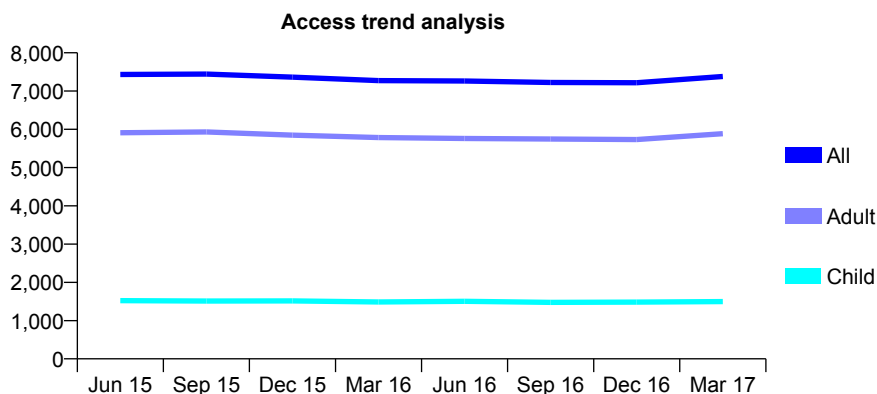
Q47 - Vital Signs At a Glance Contract Report for 102350/0001 - March 2017

Name or company name	Complete Dental
Contract type name	GDS Contract
Purpose of contract	General
Contract start date	01/04/2006
Contract end date	

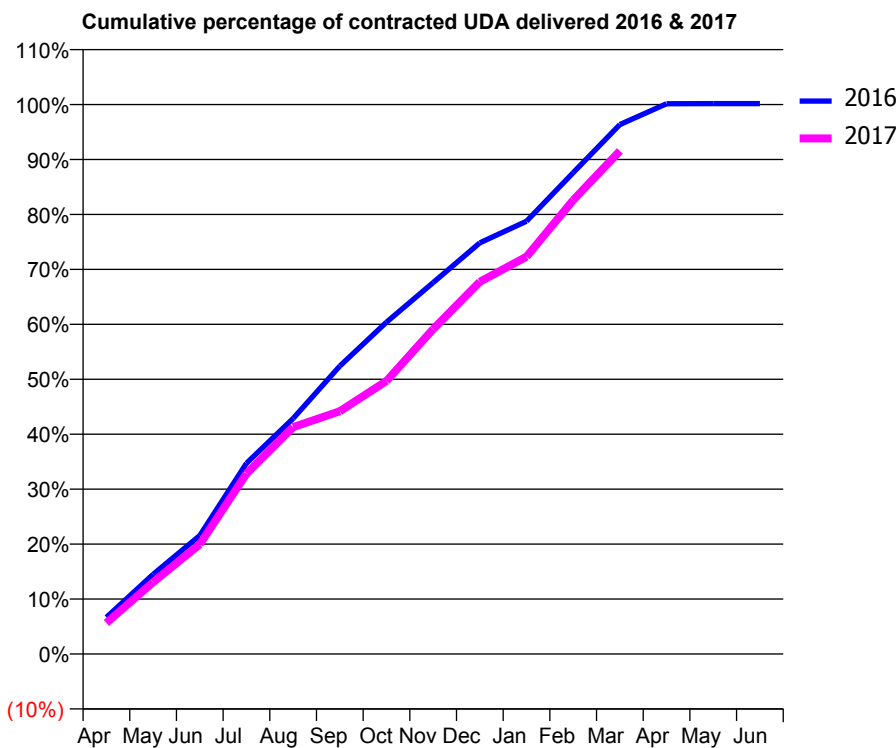
16/17 Contracted general activity (UDA)	24,000
Carry forward general activity (UDA)	-38
16/17 Contracted orthodontic activity (UOA)	0
Carry forward orthodontic activity (UOA)	0
Baseline contract value	£575,884.09

ACCESS*

Patients seen in 24 months	Total	Change since previous quarter
Quarter ending March 2016	7,272	
Quarter ending June 2016	7,263	→
Quarter ending September 2016	7,224	→
Quarter ending December 2016	7,216	→
Quarter ending March 2017	7,382	↑
Variance since March 2016	1.5%	→



ACTIVITY



Month	Adjusted Scheduled Activity (UDA)	
	2016	2017
April	1,602	1,361
May	3,478	3,135
June	5,176	4,790
July	8,333	7,874
August	10,291	9,912
September	12,578	10,603
October	14,492	11,922
November	16,220	14,191
December	17,961	16,256
January	18,905	17,351
February	21,024	19,823
March	23,122	21,968
April	24,035	
May	24,038	
June	24,038	

QUALITY

	Quantity	Base Number	Contract	AT	Region	England
% of FP17s for the same patient ID Re-attending within 3 months - Children	191	2,424	7.9%	13.2%	13.3%	12.3%
% of FP17s for the same patient ID Re-attending within 3 months - Adults	1,308	9,029	14.5%	17.3%	17.3%	16.7%
% of FP17s for the same patient ID Re-attending between 3 & 9 months - Children	1,613	2,424	66.5%	56.9%	58.9%	57.6%
% of FP17s for the same patient ID Re-attending between 3 & 9 months - Adults	5,102	9,029	56.5%	50.6%	52.2%	50.1%
% of FP17s for Band 1 Urgent Courses	592	11,034	5.4%	10.9%	9.2%	9.1%
% of FP17s Relating to Free Repair or Replacements	178	11,034	1.6%	0.9%	1.0%	0.8%
% of FP17s Relating to Continuations	170	11,034	1.5%	1.2%	1.4%	1.2%
% of Patients satisfied with the dentistry they have received	33	33	100.0%	92.2%	93.1%	92.8%
% of Patients satisfied with the time they had to wait for an appointment	30	33	90.9%	88.3%	89.5%	88.7%

* This is based on patients treated on this contract for their most recent course of treatment. Figures in italics indicate the base number of FP17s or Patient Questionnaire responses are less than 100. N/A is shown where the base number of responses is less than 10 during the period. % is calculated as Quantity/Base number*100

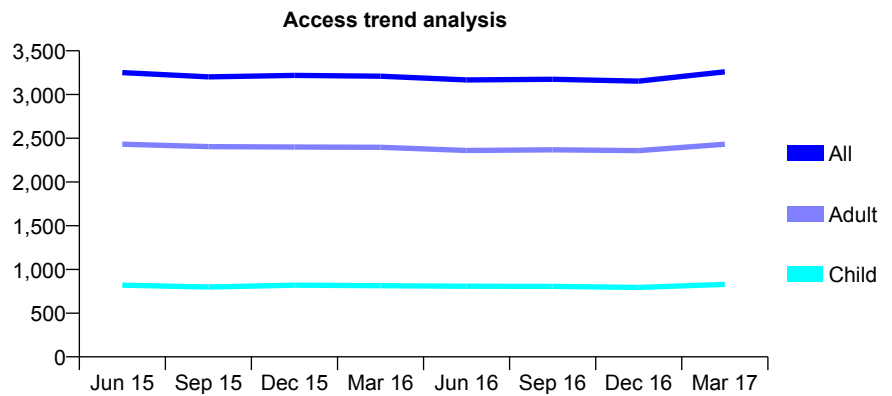
Q47 - Vital Signs At a Glance Contract Report for 103578/0001 - March 2017

Name or company name	Lostock Hall Dental Care Ltd
Contract type name	GDS Contract
Purpose of contract	General
Contract start date	01/11/2009
Contract end date	

16/17 Contracted general activity (UDA)	9,683
Carry forward general activity (UDA)	223
16/17 Contracted orthodontic activity (UOA)	0
Carry forward orthodontic activity (UOA)	0
Baseline contract value	£259,973.54

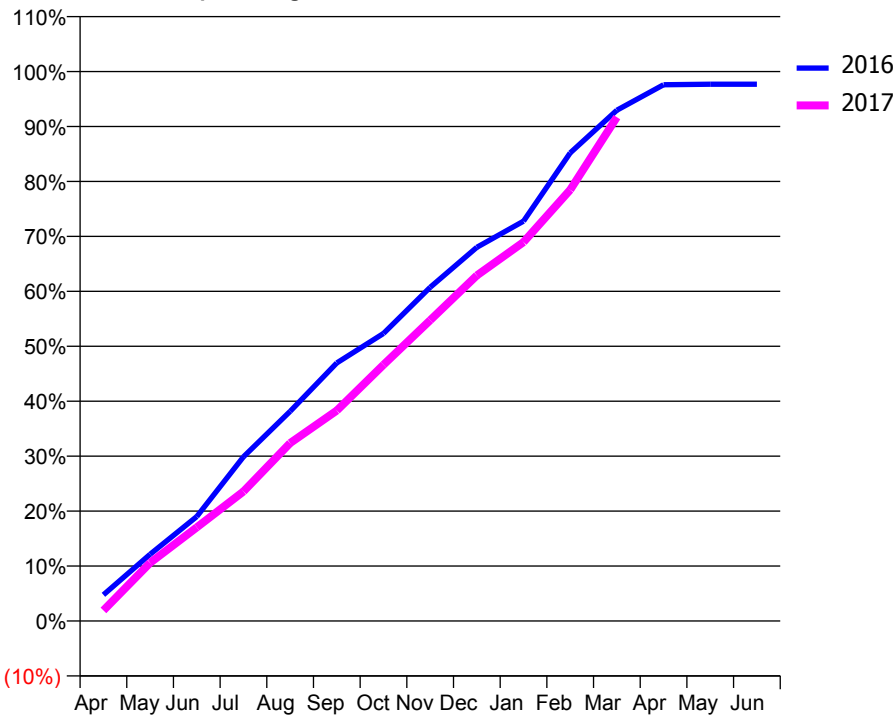
ACCESS*

Patients seen in 24 months	Total	Change since previous quarter
Quarter ending March 2016	3,210	
Quarter ending June 2016	3,167	↓
Quarter ending September 2016	3,174	→
Quarter ending December 2016	3,153	→
Quarter ending March 2017	3,260	↑
Variance since March 2016	1.6%	→



ACTIVITY

Cumulative percentage of contracted UDA delivered 2016 & 2017



Month	Adjusted Scheduled Activity (UDA)	
	2016	2017
April	462	187
May	1,177	1,027
June	1,842	1,650
July	2,894	2,282
August	3,695	3,135
September	4,549	3,710
October	5,068	4,515
November	5,881	5,299
December	6,585	6,088
January	7,046	6,677
February	8,248	7,598
March	9,002	8,878
April	9,450	
May	9,459	
June	9,460	

QUALITY

	Quantity	Base Number	Contract	AT	Region	England
% of FP17s for the same patient ID Re-attending within 3 months - Children	79	1,311	6.0%	13.2%	13.3%	12.3%
% of FP17s for the same patient ID Re-attending within 3 months - Adults	605	3,826	15.8%	17.3%	17.3%	16.7%
% of FP17s for the same patient ID Re-attending between 3 & 9 months - Children	856	1,311	65.3%	56.9%	58.9%	57.6%
% of FP17s for the same patient ID Re-attending between 3 & 9 months - Adults	2,399	3,826	62.7%	50.6%	52.2%	50.1%
% of FP17s for Band 1 Urgent Courses	360	4,890	7.4%	10.9%	9.2%	9.1%
% of FP17s Relating to Free Repair or Replacements	92	4,890	1.9%	0.9%	1.0%	0.8%
% of FP17s Relating to Continuations	30	4,890	0.6%	1.2%	1.4%	1.2%
% of Patients satisfied with the dentistry they have received	9	9	N/A	92.2%	93.1%	92.8%
% of Patients satisfied with the time they had to wait for an appointment	9	9	N/A	88.3%	89.5%	88.7%

* This is based on patients treated on this contract for their most recent course of treatment. Figures in italics indicate the base number of FP17s or Patient Questionnaire responses are less than 100. N/A is shown where the base number of responses is less than 10 during the period. % is calculated as Quantity/Base number*100

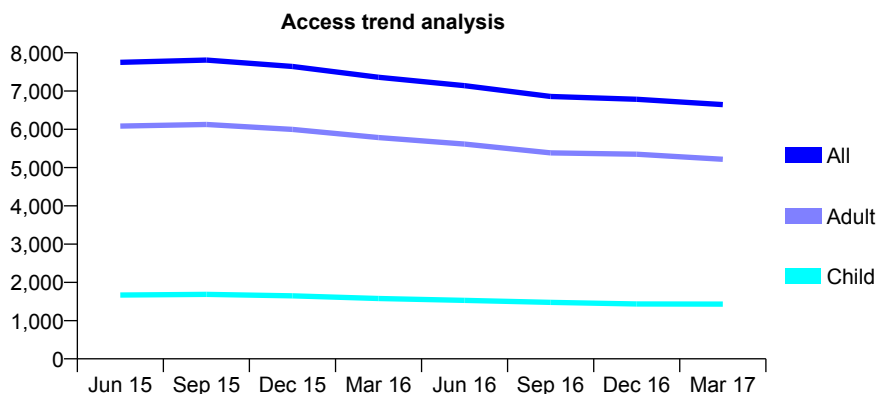
Q47 - Vital Signs At a Glance Contract Report for 105198/0001 - March 2017

Name or company name	Stacksteads Dental Practice
Contract type name	GDS Contract
Purpose of contract	General
Contract start date	01/04/2009
Contract end date	

16/17 Contracted general activity (UDA)	18,100
Carry forward general activity (UDA)	-263
16/17 Contracted orthodontic activity (UOA)	0
Carry forward orthodontic activity (UOA)	0
Baseline contract value	£547,182.12

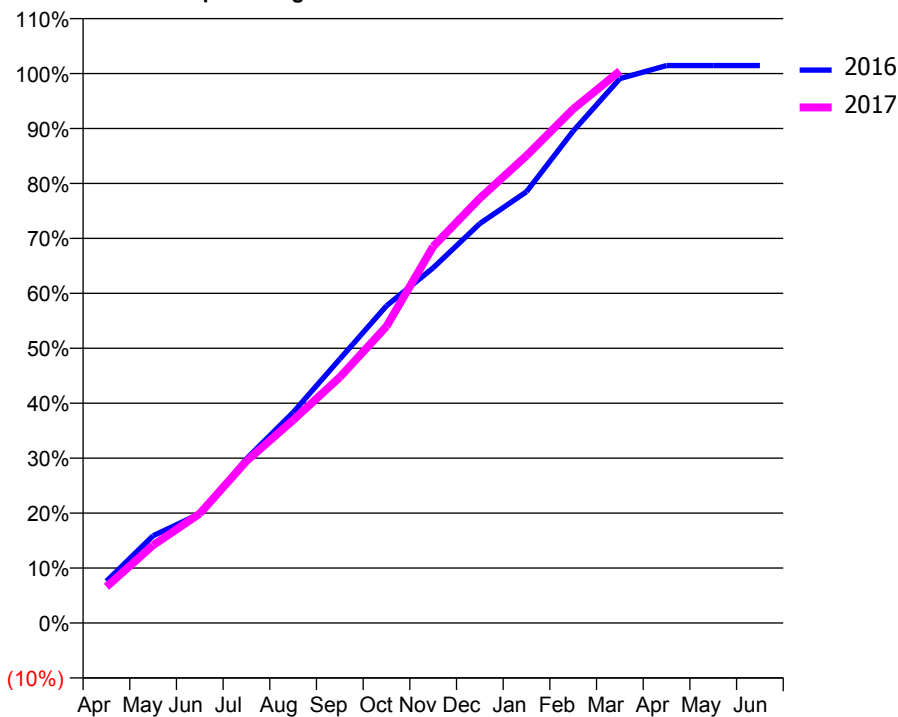
ACCESS*

Patients seen in 24 months	Total	Change since previous quarter
Quarter ending March 2016	7,362	
Quarter ending June 2016	7,141	↓
Quarter ending September 2016	6,860	↓
Quarter ending December 2016	6,785	↓
Quarter ending March 2017	6,647	↓
Variance since March 2016	(9.7%)	↓



ACTIVITY

Cumulative percentage of contracted UDA delivered 2016 & 2017



Month	Adjusted Scheduled Activity (UDA)	
	2016	2017
April	1,377	1,194
May	2,877	2,564
June	3,598	3,604
July	5,411	5,333
August	6,936	6,681
September	8,692	8,099
October	10,445	9,771
November	11,700	12,402
December	13,158	13,992
January	14,205	15,391
February	16,206	16,931
March	17,933	18,182
April	18,361	
May	18,362	
June	18,363	

QUALITY

	Quantity	Base Number	Contract	AT	Region	England
% of FP17s for the same patient ID Re-attending within 3 months - Children	172	2,238	7.7%	13.2%	13.3%	12.3%
% of FP17s for the same patient ID Re-attending within 3 months - Adults	946	7,603	12.4%	17.3%	17.3%	16.7%
% of FP17s for the same patient ID Re-attending between 3 & 9 months - Children	1,266	2,238	56.6%	56.9%	58.9%	57.6%
% of FP17s for the same patient ID Re-attending between 3 & 9 months - Adults	4,376	7,603	57.6%	50.6%	52.2%	50.1%
% of FP17s for Band 1 Urgent Courses	597	9,634	6.2%	10.9%	9.2%	9.1%
% of FP17s Relating to Free Repair or Replacements	74	9,634	0.8%	0.9%	1.0%	0.8%
% of FP17s Relating to Continuations	44	9,634	0.5%	1.2%	1.4%	1.2%
% of Patients satisfied with the dentistry they have received	17	17	100.0%	92.2%	93.1%	92.8%
% of Patients satisfied with the time they had to wait for an appointment	14	17	82.4%	88.3%	89.5%	88.7%

* This is based on patients treated on this contract for their most recent course of treatment. Figures in italics indicate the base number of FP17s or Patient Questionnaire responses are less than 100. N/A is shown where the base number of responses is less than 10 during the period. % is calculated as Quantity/Base number*100

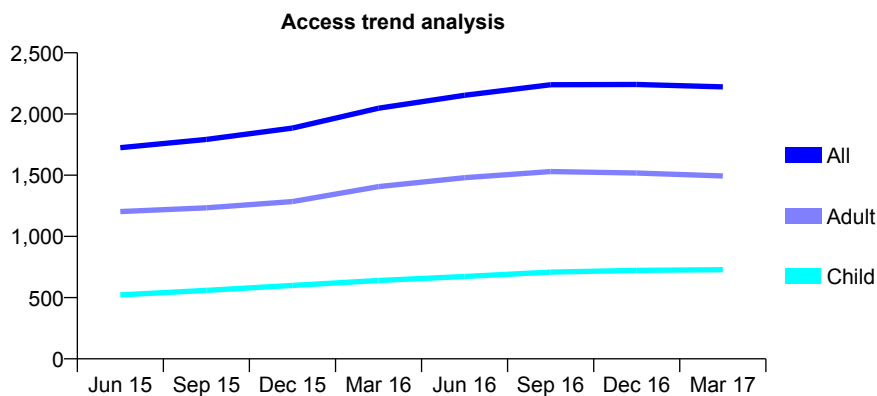
Q47 - Vital Signs At a Glance Contract Report for 105406/0001 - March 2017

Name or company name	Clayton Brook Dental Surgery
Contract type name	GDS Contract
Purpose of contract	General
Contract start date	01/06/2010
Contract end date	

16/17 Contracted general activity (UDA)	7,000
Carry forward general activity (UDA)	-140
16/17 Contracted orthodontic activity (UOA)	0
Carry forward orthodontic activity (UOA)	0
Baseline contract value	£138,962.58

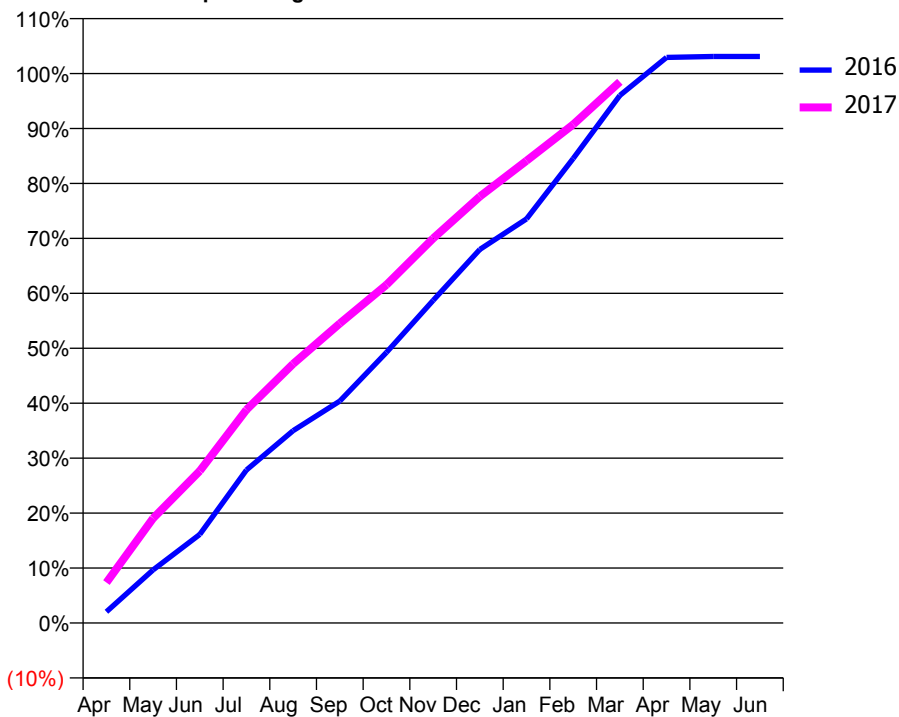
ACCESS*

Patients seen in 24 months	Total	Change since previous quarter
Quarter ending March 2016	2,047	
Quarter ending June 2016	2,153	↑
Quarter ending September 2016	2,239	↑
Quarter ending December 2016	2,241	→
Quarter ending March 2017	2,222	→
Variance since March 2016	8.5%	↑



ACTIVITY

Cumulative percentage of contracted UDA delivered 2016 & 2017



Month	Adjusted Scheduled Activity (UDA)	
	2016	2017
April	144	515
May	676	1,335
June	1,128	1,937
July	1,949	2,717
August	2,450	3,302
September	2,827	3,817
October	3,448	4,308
November	4,109	4,900
December	4,759	5,433
January	5,148	5,888
February	5,917	6,351
March	6,720	6,894
April	7,204	
May	7,216	
June	7,217	

QUALITY

	Quantity	Base Number	Contract	AT	Region	England
% of FP17s for the same patient ID Re-attending within 3 months - Children	178	1,317	13.5%	13.2%	13.3%	12.3%
% of FP17s for the same patient ID Re-attending within 3 months - Adults	471	2,041	23.1%	17.3%	17.3%	16.7%
% of FP17s for the same patient ID Re-attending between 3 & 9 months - Children	814	1,317	61.8%	56.9%	58.9%	57.6%
% of FP17s for the same patient ID Re-attending between 3 & 9 months - Adults	997	2,041	48.8%	50.6%	52.2%	50.1%
% of FP17s for Band 1 Urgent Courses	234	3,134	7.5%	10.9%	9.2%	9.1%
% of FP17s Relating to Free Repair or Replacements	63	3,134	2.0%	0.9%	1.0%	0.8%
% of FP17s Relating to Continuations	142	3,134	4.5%	1.2%	1.4%	1.2%
% of Patients satisfied with the dentistry they have received	5	5	N/A	92.2%	93.1%	92.8%
% of Patients satisfied with the time they had to wait for an appointment	5	5	N/A	88.3%	89.5%	88.7%

* This is based on patients treated on this contract for their most recent course of treatment. Figures in italics indicate the base number of FP17s or Patient Questionnaire responses are less than 100. N/A is shown where the base number of responses is less than 10 during the period. % is calculated as Quantity/Base number*100

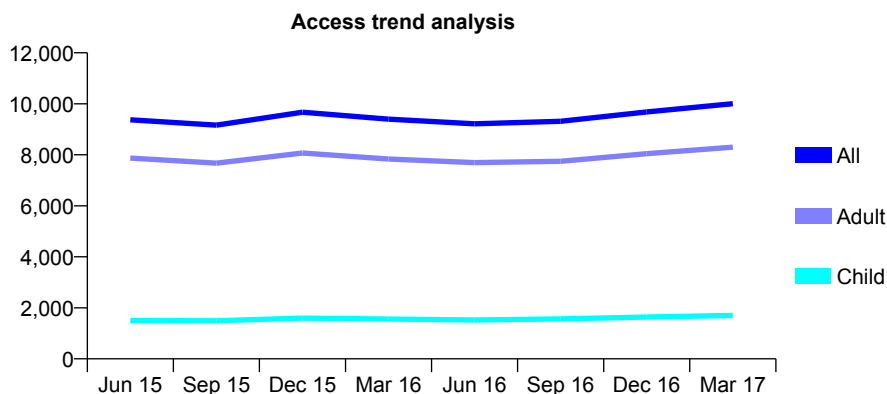
Q47 - Vital Signs At a Glance Contract Report for 106984/0002 - March 2017

Name or company name	Ravat & Ray Dental Care
Contract type name	GDS Contract
Purpose of contract	General
Contract start date	01/09/2009
Contract end date	

16/17 Contracted general activity (UDA)	31,670
Carry forward general activity (UDA)	-233
16/17 Contracted orthodontic activity (UOA)	0
Carry forward orthodontic activity (UOA)	0
Baseline contract value	£1,132,782.31

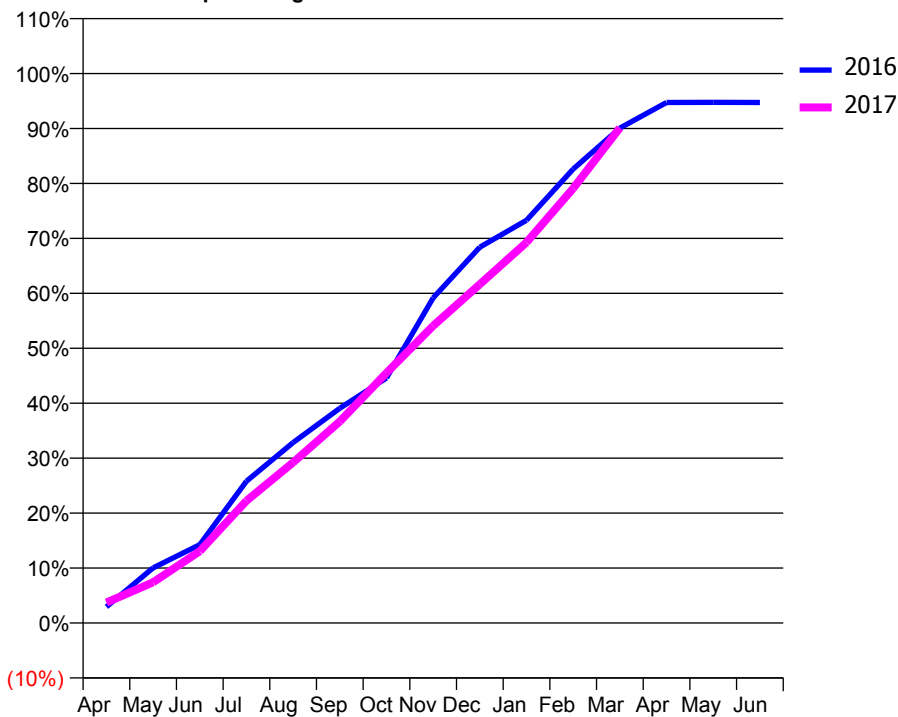
ACCESS*

Patients seen in 24 months	Total	Change since previous quarter
Quarter ending March 2016	9,397	
Quarter ending June 2016	9,218	↓
Quarter ending September 2016	9,314	→
Quarter ending December 2016	9,682	↑
Quarter ending March 2017	10,004	↑
Variance since March 2016	6.5%	↑



ACTIVITY

Cumulative percentage of contracted UDA delivered 2016 & 2017



Month	Adjusted Scheduled Activity (UDA)	
	2016	2017
April	930	1,183
May	3,178	2,349
June	4,518	4,139
July	8,171	7,044
August	10,400	9,256
September	12,374	11,615
October	14,121	14,412
November	18,744	17,124
December	21,660	19,528
January	23,214	21,936
February	26,163	25,048
March	28,524	28,538
April	30,001	
May	30,007	
June	30,003	

QUALITY

	Quantity	Base Number	Contract	AT	Region	England
% of FP17s for the same patient ID Re-attending within 3 months - Children	252	2,690	9.4%	13.2%	13.3%	12.3%
% of FP17s for the same patient ID Re-attending within 3 months - Adults	2,419	13,001	18.6%	17.3%	17.3%	16.7%
% of FP17s for the same patient ID Re-attending between 3 & 9 months - Children	1,530	2,690	56.9%	56.9%	58.9%	57.6%
% of FP17s for the same patient ID Re-attending between 3 & 9 months - Adults	6,474	13,001	49.8%	50.6%	52.2%	50.1%
% of FP17s for Band 1 Urgent Courses	2,796	15,046	18.6%	10.9%	9.2%	9.1%
% of FP17s Relating to Free Repair or Replacements	227	15,046	1.5%	0.9%	1.0%	0.8%
% of FP17s Relating to Continuations	66	15,046	0.4%	1.2%	1.4%	1.2%
% of Patients satisfied with the dentistry they have received	13	15	86.7%	92.2%	93.1%	92.8%
% of Patients satisfied with the time they had to wait for an appointment	14	15	93.3%	88.3%	89.5%	88.7%

* This is based on patients treated on this contract for their most recent course of treatment. Figures in italics indicate the base number of FP17s or Patient Questionnaire responses are less than 100. N/A is shown where the base number of responses is less than 10 during the period. % is calculated as Quantity/Base number*100

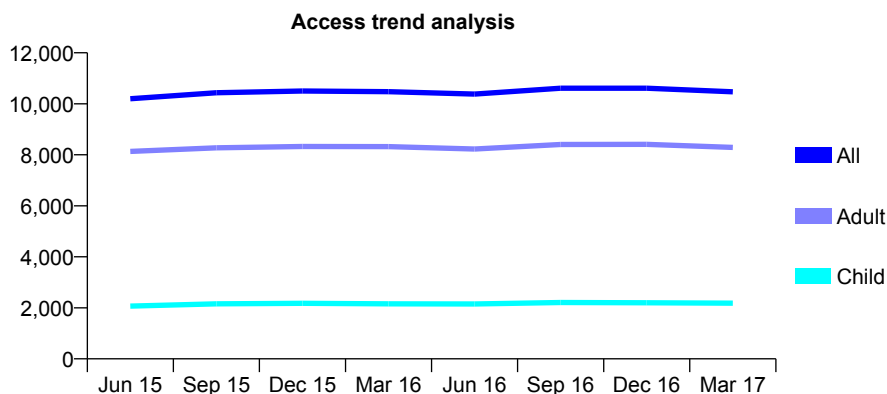
Q47 - Vital Signs At a Glance Contract Report for 106984/0003 - March 2017

Name or company name	Ravat & Ray Dental Care
Contract type name	GDS Contract
Purpose of contract	General
Contract start date	01/09/2009
Contract end date	

16/17 Contracted general activity (UDA)	24,300
Carry forward general activity (UDA)	-486
16/17 Contracted orthodontic activity (UOA)	0
Carry forward orthodontic activity (UOA)	0
Baseline contract value	£791,772.54

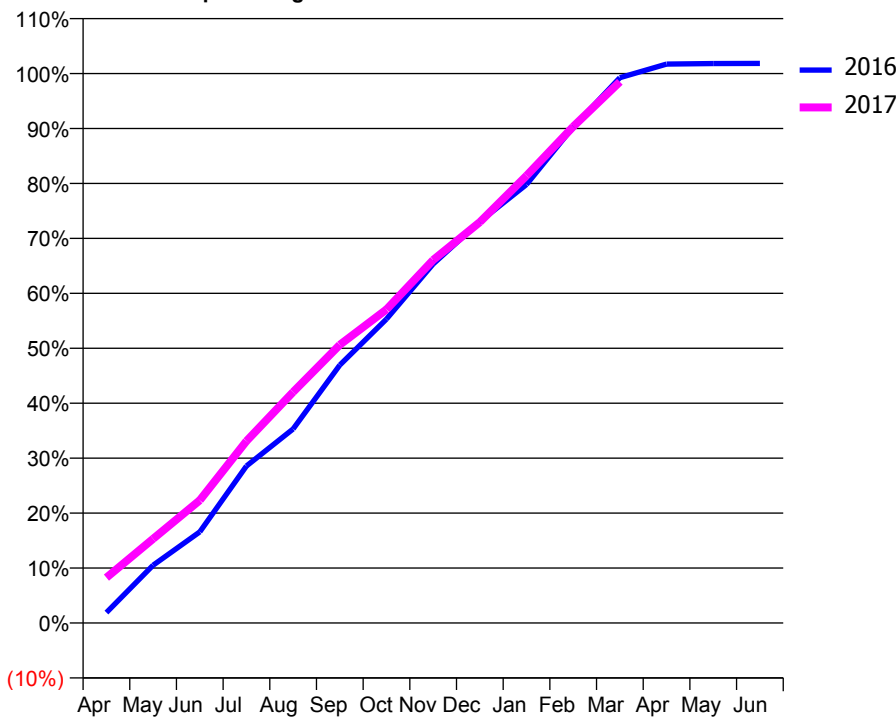
ACCESS*

Patients seen in 24 months	Total	Change since previous quarter
Quarter ending March 2016	10,476	
Quarter ending June 2016	10,380	→
Quarter ending September 2016	10,614	↑
Quarter ending December 2016	10,611	→
Quarter ending March 2017	10,472	↓
Variance since March 2016	(0.0%)	→



ACTIVITY

Cumulative percentage of contracted UDA delivered 2016 & 2017



Month	Adjusted Scheduled Activity (UDA)	
	2016	2017
April	461	2,010
May	2,557	3,726
June	4,029	5,426
July	6,941	8,047
August	8,585	10,214
September	11,407	12,306
October	13,444	13,865
November	15,878	16,054
December	17,754	17,731
January	19,390	19,782
February	21,931	21,951
March	24,116	23,930
April	24,720	
May	24,743	
June	24,746	

QUALITY

	Quantity	Base Number	Contract	AT	Region	England
% of FP17s for the same patient ID Re-attending within 3 months - Children	377	3,733	10.1%	13.2%	13.3%	12.3%
% of FP17s for the same patient ID Re-attending within 3 months - Adults	1,291	10,514	12.3%	17.3%	17.3%	16.7%
% of FP17s for the same patient ID Re-attending between 3 & 9 months - Children	2,256	3,733	60.4%	56.9%	58.9%	57.6%
% of FP17s for the same patient ID Re-attending between 3 & 9 months - Adults	4,542	10,514	43.2%	50.6%	52.2%	50.1%
% of FP17s for Band 1 Urgent Courses	4,281	13,796	31.0%	10.9%	9.2%	9.1%
% of FP17s Relating to Free Repair or Replacements	104	13,796	0.8%	0.9%	1.0%	0.8%
% of FP17s Relating to Continuations	33	13,796	0.2%	1.2%	1.4%	1.2%
% of Patients satisfied with the dentistry they have received	9	10	90.0%	92.2%	93.1%	92.8%
% of Patients satisfied with the time they had to wait for an appointment	7	10	70.0%	88.3%	89.5%	88.7%

* This is based on patients treated on this contract for their most recent course of treatment. Figures in italics indicate the base number of FP17s or Patient Questionnaire responses are less than 100. N/A is shown where the base number of responses is less than 10 during the period. % is calculated as Quantity/Base number*100

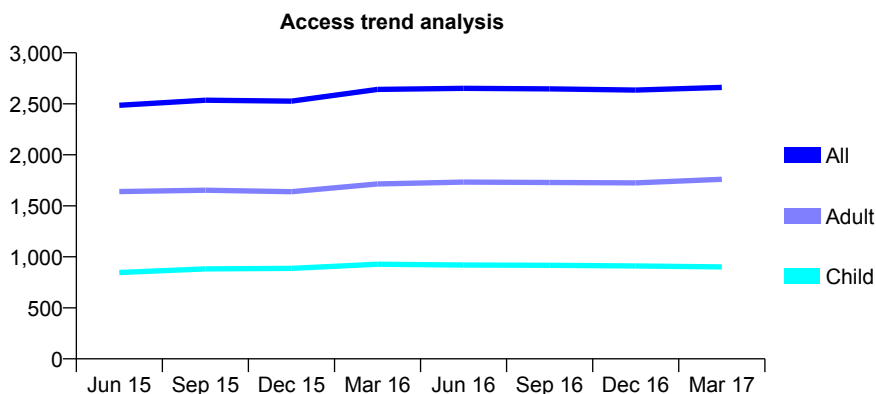
Q47 - Vital Signs At a Glance Contract Report for 106984/0005 - March 2017

Name or company name	Ravat & Ray Dental Care
Contract type name	GDS Contract
Purpose of contract	General
Contract start date	01/10/2011
Contract end date	

16/17 Contracted general activity (UDA)	7,250
Carry forward general activity (UDA)	-131
16/17 Contracted orthodontic activity (UOA)	0
Carry forward orthodontic activity (UOA)	0
Baseline contract value	£390,228.94

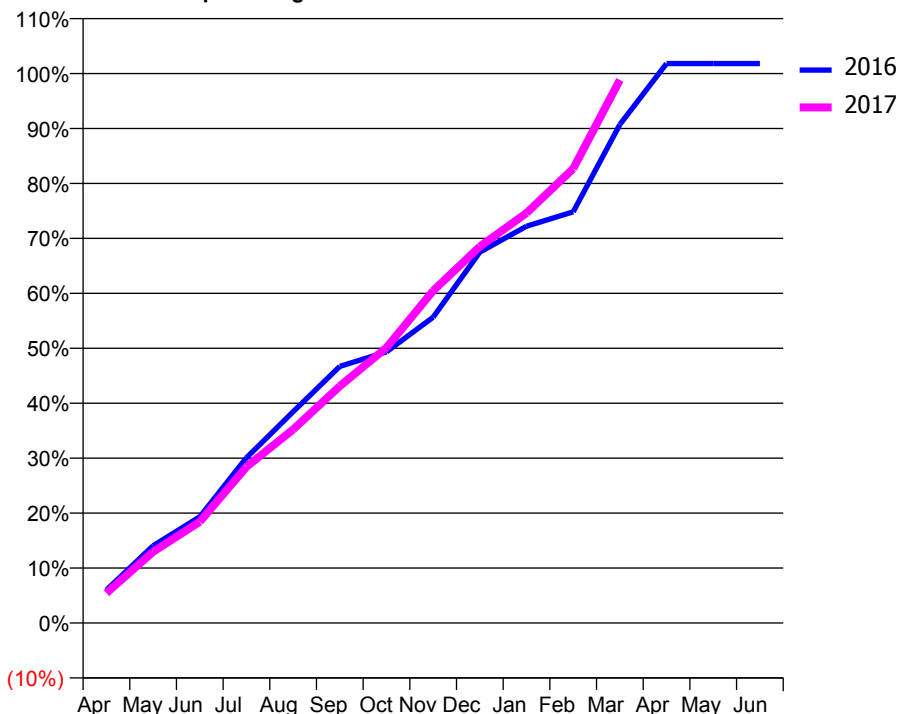
ACCESS*

Patients seen in 24 months	Total	Change since previous quarter
Quarter ending March 2016	2,641	
Quarter ending June 2016	2,652	→
Quarter ending September 2016	2,646	→
Quarter ending December 2016	2,635	→
Quarter ending March 2017	2,661	→
Variance since March 2016	0.8%	→



ACTIVITY

Cumulative percentage of contracted UDA delivered 2016 & 2017



Month	Adjusted Scheduled Activity (UDA)	
	2016	2017
April	435	396
May	1,020	941
June	1,402	1,335
July	2,181	2,061
August	2,787	2,554
September	3,386	3,126
October	3,577	3,635
November	4,035	4,384
December	4,894	4,968
January	5,235	5,410
February	5,426	5,995
March	6,577	7,165
April	7,381	
May	7,381	
June	7,381	

QUALITY

	Quantity	Base Number	Contract	AT	Region	England
% of FP17s for the same patient ID Re-attending within 3 months - Children	78	1,332	5.9%	13.2%	13.3%	12.3%
% of FP17s for the same patient ID Re-attending within 3 months - Adults	266	2,327	11.4%	17.3%	17.3%	16.7%
% of FP17s for the same patient ID Re-attending between 3 & 9 months - Children	735	1,332	55.2%	56.9%	58.9%	57.6%
% of FP17s for the same patient ID Re-attending between 3 & 9 months - Adults	1,147	2,327	49.3%	50.6%	52.2%	50.1%
% of FP17s for Band 1 Urgent Courses	288	3,284	8.8%	10.9%	9.2%	9.1%
% of FP17s Relating to Free Repair or Replacements	20	3,284	0.6%	0.9%	1.0%	0.8%
% of FP17s Relating to Continuations	3	3,284	0.1%	1.2%	1.4%	1.2%
% of Patients satisfied with the dentistry they have received	3	4	N/A	92.2%	93.1%	92.8%
% of Patients satisfied with the time they had to wait for an appointment	3	4	N/A	88.3%	89.5%	88.7%

* This is based on patients treated on this contract for their most recent course of treatment. Figures in italics indicate the base number of FP17s or Patient Questionnaire responses are less than 100. N/A is shown where the base number of responses is less than 10 during the period. % is calculated as Quantity/Base number*100

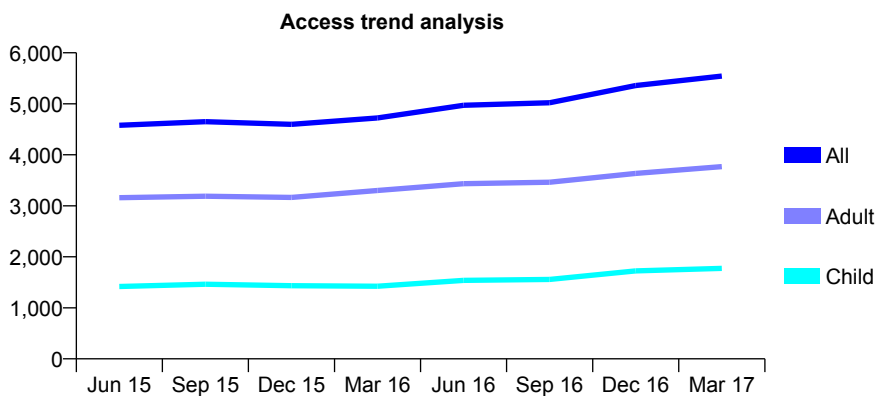
Q47 - Vital Signs At a Glance Contract Report for 107611/0001 - March 2017

Name or company name	Synergy Dental CLinic Ltd
Contract type name	GDS Contract
Purpose of contract	General
Contract start date	01/04/2008
Contract end date	

16/17 Contracted general activity (UDA)	17,552
Carry forward general activity (UDA)	13
16/17 Contracted orthodontic activity (UOA)	0
Carry forward orthodontic activity (UOA)	0
Baseline contract value	£429,801.29

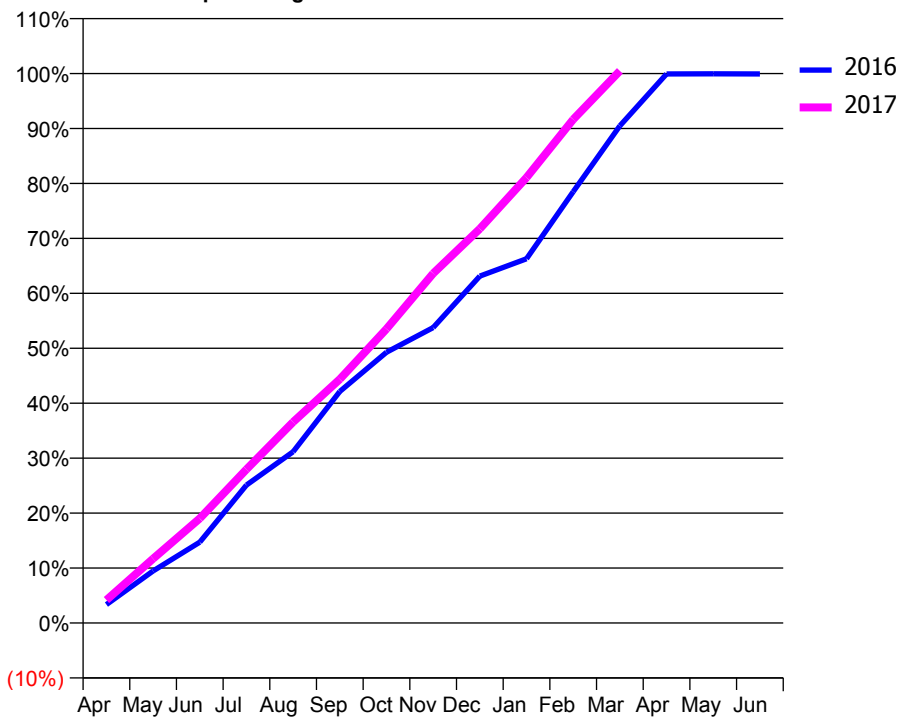
ACCESS*

Patients seen in 24 months	Total	Change since previous quarter
Quarter ending March 2016	4,724	
Quarter ending June 2016	4,971	↑
Quarter ending September 2016	5,021	→
Quarter ending December 2016	5,358	↑
Quarter ending March 2017	5,543	↑
Variance since March 2016	17.3%	↑



ACTIVITY

Cumulative percentage of contracted UDA delivered 2016 & 2017



Month	Adjusted Scheduled Activity (UDA)	
	2016	2017
April	590	733
May	1,665	2,055
June	2,582	3,341
July	4,405	4,908
August	5,473	6,421
September	7,395	7,790
October	8,651	9,392
November	9,438	11,168
December	11,083	12,593
January	11,634	14,226
February	13,777	16,083
March	15,881	17,634
April	17,538	
May	17,540	
June	17,539	

QUALITY

	Quantity	Base Number	Contract	AT	Region	England
% of FP17s for the same patient ID Re-attending within 3 months - Children	250	2,839	8.8%	13.2%	13.3%	12.3%
% of FP17s for the same patient ID Re-attending within 3 months - Adults	871	5,872	14.8%	17.3%	17.3%	16.7%
% of FP17s for the same patient ID Re-attending between 3 & 9 months - Children	1,524	2,839	53.7%	56.9%	58.9%	57.6%
% of FP17s for the same patient ID Re-attending between 3 & 9 months - Adults	3,105	5,872	52.9%	50.6%	52.2%	50.1%
% of FP17s for Band 1 Urgent Courses	377	8,214	4.6%	10.9%	9.2%	9.1%
% of FP17s Relating to Free Repair or Replacements	35	8,214	0.4%	0.9%	1.0%	0.8%
% of FP17s Relating to Continuations	60	8,214	0.7%	1.2%	1.4%	1.2%
% of Patients satisfied with the dentistry they have received	13	13	100.0%	92.2%	93.1%	92.8%
% of Patients satisfied with the time they had to wait for an appointment	11	13	84.6%	88.3%	89.5%	88.7%

* This is based on patients treated on this contract for their most recent course of treatment. Figures in italics indicate the base number of FP17s or Patient Questionnaire responses are less than 100. N/A is shown where the base number of responses is less than 10 during the period. % is calculated as Quantity/Base number*100

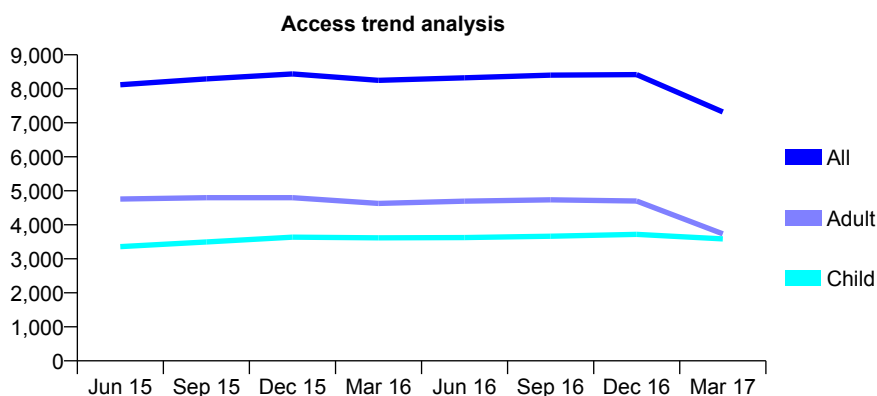
Q47 - Vital Signs At a Glance Contract Report for 108006/0001 - March 2017

Name or company name	Redbridge Associates Ltd
Contract type name	GDS Contract
Purpose of contract	General
Contract start date	06/09/2010
Contract end date	

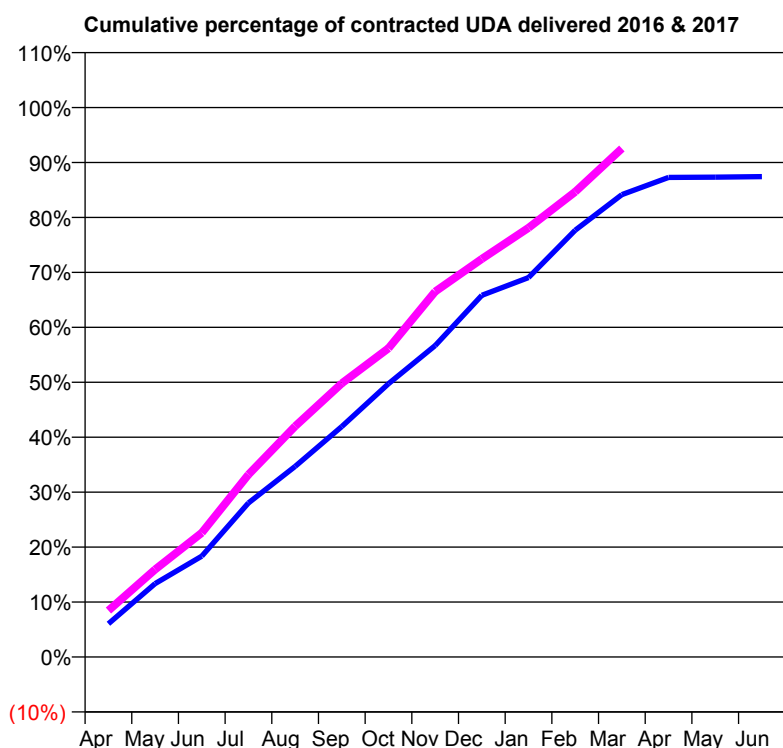
16/17 Contracted general activity (UDA)	26,020
Carry forward general activity (UDA)	-768
16/17 Contracted orthodontic activity (UOA)	0
Carry forward orthodontic activity (UOA)	0
Baseline contract value	£633,785.79

ACCESS*

Patients seen in 24 months	Total	Change since previous quarter
Quarter ending March 2016	8,249	
Quarter ending June 2016	8,323	→
Quarter ending September 2016	8,400	→
Quarter ending December 2016	8,418	→
Quarter ending March 2017	7,321	↓
Variance since March 2016	(11.2%)	↓



ACTIVITY



Month	Adjusted Scheduled Activity (UDA)	
	2016	2017
April	1,970	2,202
May	4,351	4,148
June	5,976	5,881
July	9,130	8,643
August	11,289	10,925
September	13,656	12,963
October	16,193	14,623
November	18,445	17,302
December	21,428	18,849
January	22,476	20,324
February	25,284	22,027
March	27,388	24,077
April	28,408	
May	28,429	
June	28,453	

QUALITY

	Quantity	Base Number	Contract	AT	Region	England
% of FP17s for the same patient ID Re-attending within 3 months - Children	465	4,757	9.8%	13.2%	13.3%	12.3%
% of FP17s for the same patient ID Re-attending within 3 months - Adults	1,040	4,613	22.5%	17.3%	17.3%	16.7%
% of FP17s for the same patient ID Re-attending between 3 & 9 months - Children	2,652	4,757	55.7%	56.9%	58.9%	57.6%
% of FP17s for the same patient ID Re-attending between 3 & 9 months - Adults	1,985	4,613	43.0%	50.6%	52.2%	50.1%
% of FP17s for Band 1 Urgent Courses	1,123	8,969	12.5%	10.9%	9.2%	9.1%
% of FP17s Relating to Free Repair or Replacements	1	8,969	0.0%	0.9%	1.0%	0.8%
% of FP17s Relating to Continuations	215	8,969	2.4%	1.2%	1.4%	1.2%
% of Patients satisfied with the dentistry they have received	7	9	N/A	92.2%	93.1%	92.8%
% of Patients satisfied with the time they had to wait for an appointment	6	9	N/A	88.3%	89.5%	88.7%

* This is based on patients treated on this contract for their most recent course of treatment. Figures in italics indicate the base number of FP17s or Patient Questionnaire responses are less than 100. N/A is shown where the base number of responses is less than 10 during the period. % is calculated as Quantity/Base number*100

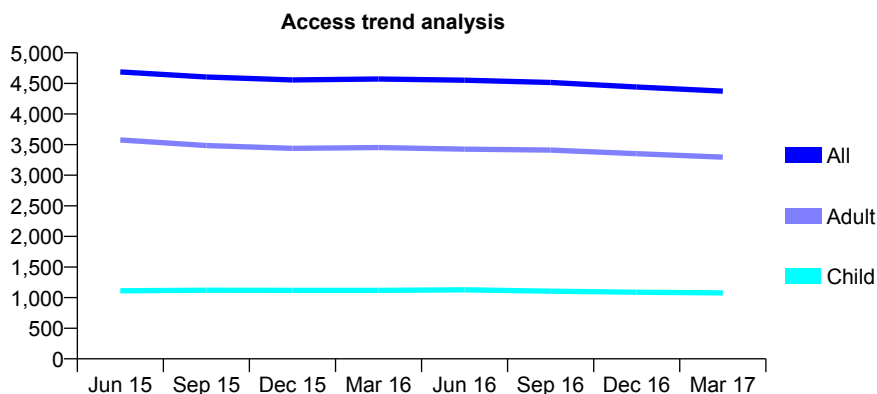
Q47 - Vital Signs At a Glance Contract Report for 109304/0001 - March 2017

Name or company name	St Raphael's Dental Practice Limited
Contract type name	GDS Contract
Purpose of contract	General
Contract start date	01/10/2009
Contract end date	

16/17 Contracted general activity (UDA)	14,000
Carry forward general activity (UDA)	365
16/17 Contracted orthodontic activity (UOA)	0
Carry forward orthodontic activity (UOA)	0
Baseline contract value	£388,885.02

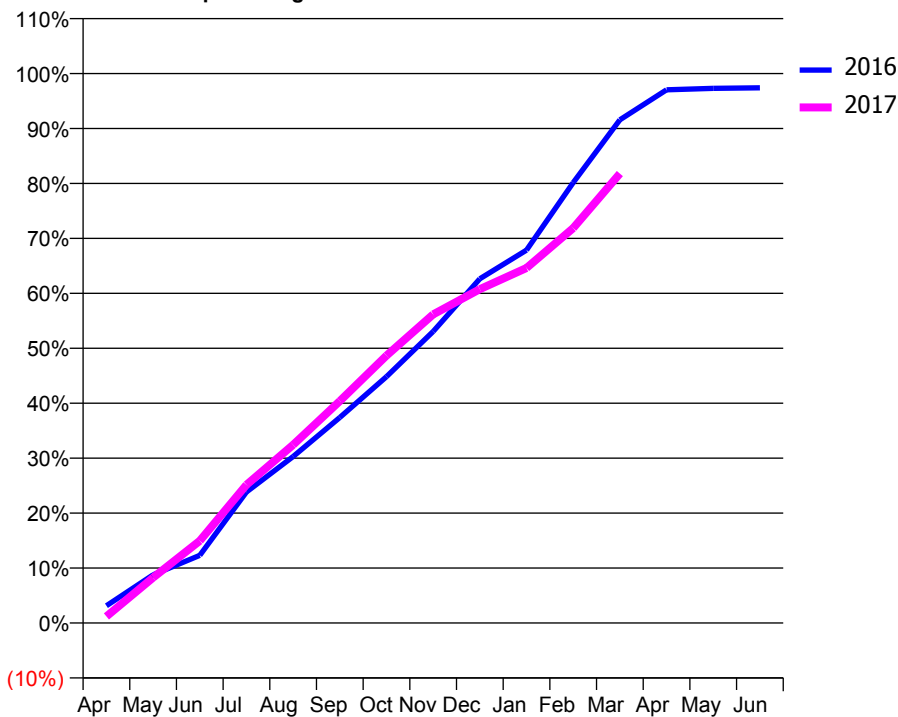
ACCESS*

Patients seen in 24 months	Total	Change since previous quarter
Quarter ending March 2016	4,571	
Quarter ending June 2016	4,553	→
Quarter ending September 2016	4,516	→
Quarter ending December 2016	4,441	↓
Quarter ending March 2017	4,373	↓
Variance since March 2016	(4.3%)	↓



ACTIVITY

Cumulative percentage of contracted UDA delivered 2016 & 2017



Month	Adjusted Scheduled Activity (UDA)	
	2016	2017
April	439	169
May	1,228	1,158
June	1,724	2,094
July	3,337	3,521
August	4,243	4,542
September	5,235	5,653
October	6,275	6,812
November	7,428	7,863
December	8,770	8,504
January	9,501	9,046
February	11,221	10,061
March	12,819	11,449
April	13,585	
May	13,623	
June	13,635	

QUALITY

	Quantity	Base Number	Contract	AT	Region	England
% of FP17s for the same patient ID Re-attending within 3 months - Children	126	1,418	8.9%	13.2%	13.3%	12.3%
% of FP17s for the same patient ID Re-attending within 3 months - Adults	620	3,968	15.6%	17.3%	17.3%	16.7%
% of FP17s for the same patient ID Re-attending between 3 & 9 months - Children	730	1,418	51.5%	56.9%	58.9%	57.6%
% of FP17s for the same patient ID Re-attending between 3 & 9 months - Adults	1,852	3,968	46.7%	50.6%	52.2%	50.1%
% of FP17s for Band 1 Urgent Courses	477	5,099	9.4%	10.9%	9.2%	9.1%
% of FP17s Relating to Free Repair or Replacements	54	5,099	1.1%	0.9%	1.0%	0.8%
% of FP17s Relating to Continuations	46	5,099	0.9%	1.2%	1.4%	1.2%
% of Patients satisfied with the dentistry they have received	9	9	N/A	92.2%	93.1%	92.8%
% of Patients satisfied with the time they had to wait for an appointment	8	9	N/A	88.3%	89.5%	88.7%

* This is based on patients treated on this contract for their most recent course of treatment. Figures in italics indicate the base number of FP17s or Patient Questionnaire responses are less than 100. N/A is shown where the base number of responses is less than 10 during the period. % is calculated as Quantity/Base number*100

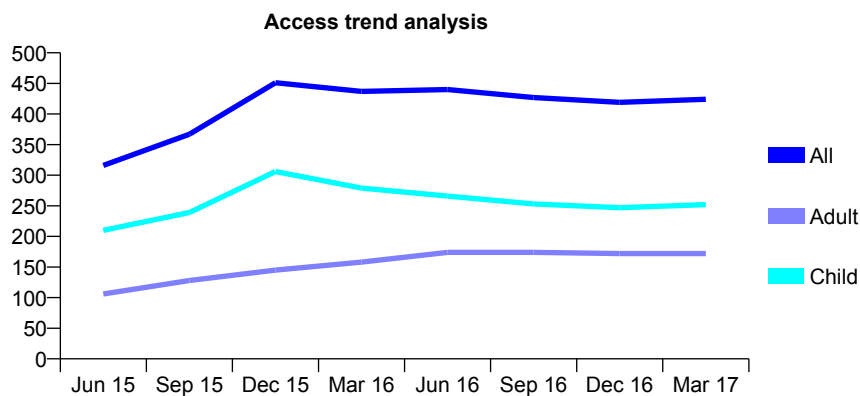
Q47 - Vital Signs At a Glance Contract Report for 110302/0001 - March 2017

Name or company name	Kirkham Dental Care
Contract type name	GDS Contract
Purpose of contract	General
Contract start date	01/08/2014
Contract end date	

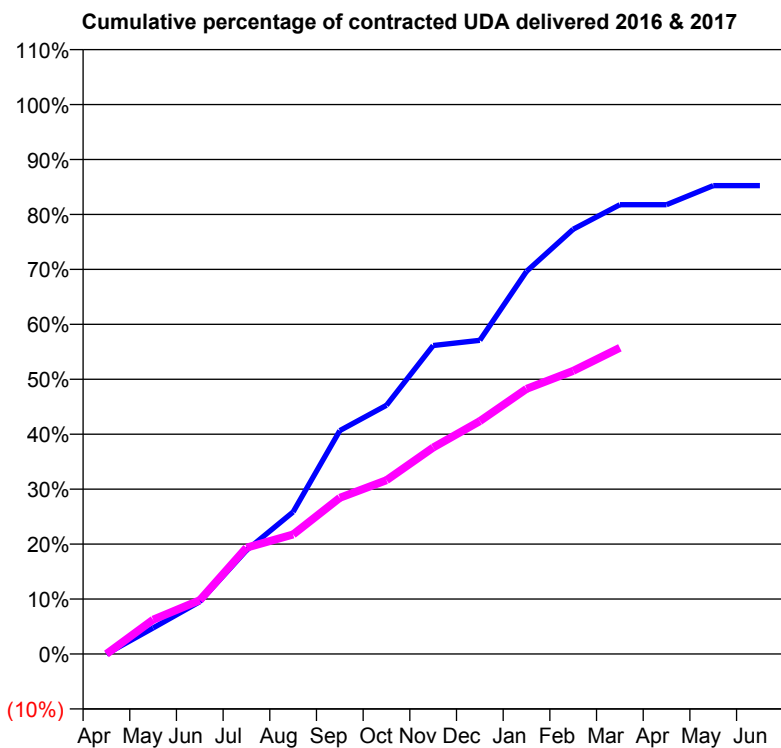
16/17 Contracted general activity (UDA)	1,500
Carry forward general activity (UDA)	0
16/17 Contracted orthodontic activity (UOA)	0
Carry forward orthodontic activity (UOA)	0
Baseline contract value	£47,745.53

ACCESS*

Patients seen in 24 months	Total	Change since previous quarter
Quarter ending March 2016	437	
Quarter ending June 2016	440	→
Quarter ending September 2016	427	↓
Quarter ending December 2016	419	↓
Quarter ending March 2017	424	→
Variance since March 2016	(3.0%)	↓



ACTIVITY



Month	Adjusted Scheduled Activity (UDA)	
	2016	2017
April	0	0
May	71	94
June	143	147
July	283	290
August	388	326
September	610	426
October	679	474
November	842	564
December	856	636
January	1,045	724
February	1,160	773
March	1,227	836
April	1,227	
May	1,279	
June	1,279	

QUALITY

	Quantity	Base Number	Contract	AT	Region	England
% of FP17s for the same patient ID Re-attending within 3 months - Children	29	370	7.8%	13.2%	13.3%	12.3%
% of FP17s for the same patient ID Re-attending within 3 months - Adults	24	162	14.8%	17.3%	17.3%	16.7%
% of FP17s for the same patient ID Re-attending between 3 & 9 months - Children	231	370	62.4%	56.9%	58.9%	57.6%
% of FP17s for the same patient ID Re-attending between 3 & 9 months - Adults	79	162	48.8%	50.6%	52.2%	50.1%
% of FP17s for Band 1 Urgent Courses	10	504	2.0%	10.9%	9.2%	9.1%
% of FP17s Relating to Free Repair or Replacements	0	504	0.0%	0.9%	1.0%	0.8%
% of FP17s Relating to Continuations	17	504	3.4%	1.2%	1.4%	1.2%
% of Patients satisfied with the dentistry they have received	3	3	N/A	92.2%	93.1%	92.8%
% of Patients satisfied with the time they had to wait for an appointment	3	3	N/A	88.3%	89.5%	88.7%

* This is based on patients treated on this contract for their most recent course of treatment. Figures in italics indicate the base number of FP17s or Patient Questionnaire responses are less than 100. N/A is shown where the base number of responses is less than 10 during the period. % is calculated as Quantity/Base number*100

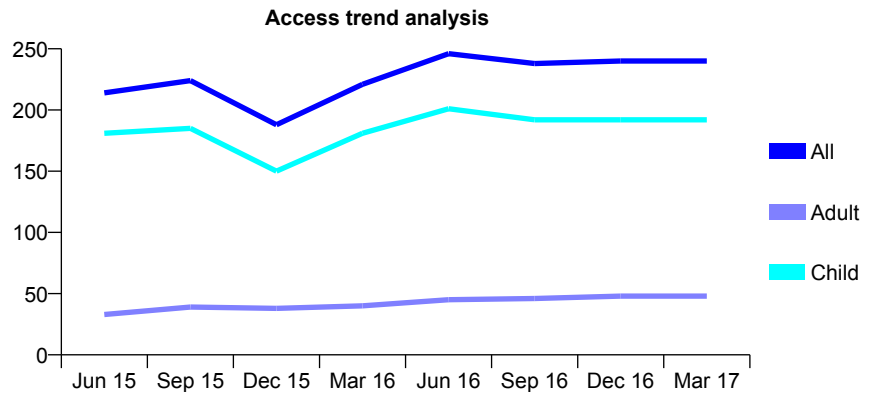
Q47 - Vital Signs At a Glance Contract Report for 110302/0002 - March 2017

Name or company name	Kirkham Dental Care
Contract type name	GDS Contract
Purpose of contract	General
Contract start date	01/08/2014
Contract end date	

16/17 Contracted general activity (UDA)	850
Carry forward general activity (UDA)	0
16/17 Contracted orthodontic activity (UOA)	0
Carry forward orthodontic activity (UOA)	0
Baseline contract value	£19,028.96

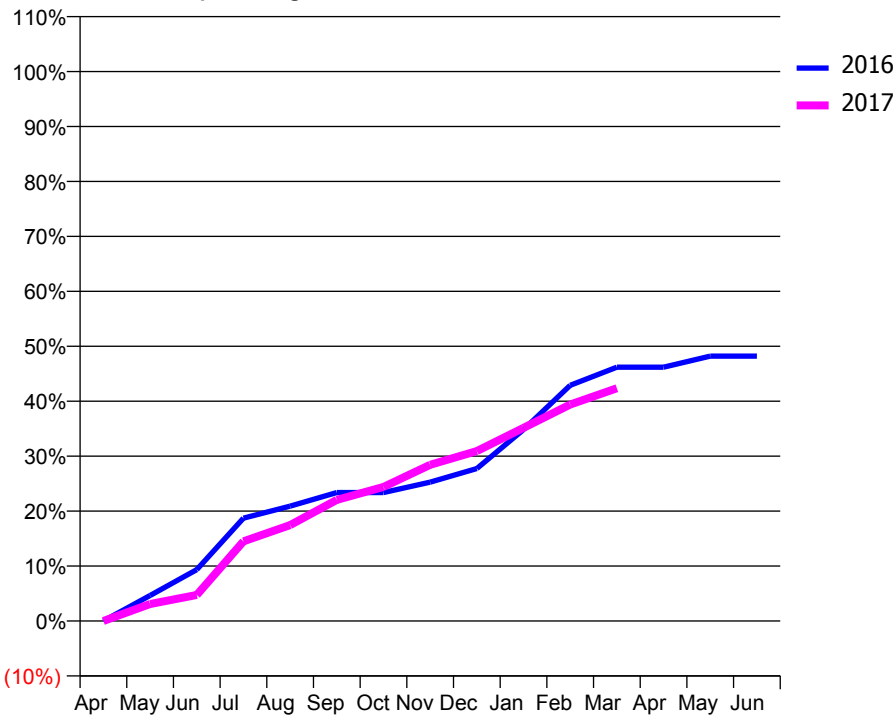
ACCESS*

Patients seen in 24 months	Total	Change since previous quarter
Quarter ending March 2016	221	
Quarter ending June 2016	246	↑
Quarter ending September 2016	238	↓
Quarter ending December 2016	240	→
Quarter ending March 2017	240	→
Variance since March 2016	8.6%	↑



ACTIVITY

Cumulative percentage of contracted UDA delivered 2016 & 2017



Month	Adjusted Scheduled Activity (UDA)	
	2016	2017
April	0	0
May	39	26
June	80	40
July	159	123
August	178	148
September	199	187
October	199	207
November	215	242
December	236	263
January	296	299
February	365	335
March	393	360
April	393	
May	410	
June	410	

QUALITY

	Quantity	Base Number	Contract	AT	Region	England
% of FP17s for the same patient ID Re-attending within 3 months - Children	15	295	5.1%	13.2%	13.3%	12.3%
% of FP17s for the same patient ID Re-attending within 3 months - Adults	1	24	4.2%	17.3%	17.3%	16.7%
% of FP17s for the same patient ID Re-attending between 3 & 9 months - Children	187	295	63.4%	56.9%	58.9%	57.6%
% of FP17s for the same patient ID Re-attending between 3 & 9 months - Adults	10	24	41.7%	50.6%	52.2%	50.1%
% of FP17s for Band 1 Urgent Courses	10	302	3.3%	10.9%	9.2%	9.1%
% of FP17s Relating to Free Repair or Replacements	0	302	0.0%	0.9%	1.0%	0.8%
% of FP17s Relating to Continuations	7	302	2.3%	1.2%	1.4%	1.2%
% of Patients satisfied with the dentistry they have received	0	0	N/A	92.2%	93.1%	92.8%
% of Patients satisfied with the time they had to wait for an appointment	0	0	N/A	88.3%	89.5%	88.7%

* This is based on patients treated on this contract for their most recent course of treatment. Figures in italics indicate the base number of FP17s or Patient Questionnaire responses are less than 100. N/A is shown where the base number of responses is less than 10 during the period. % is calculated as Quantity/Base number*100

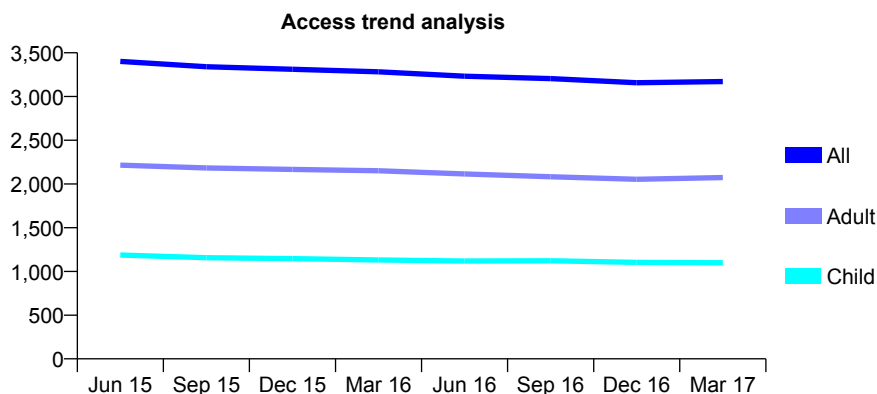
Q47 - Vital Signs At a Glance Contract Report for 11198/0001 - March 2017

Name or company name	Barrowford Dental Practice
Contract type name	GDS Contract
Purpose of contract	General
Contract start date	01/08/2009
Contract end date	

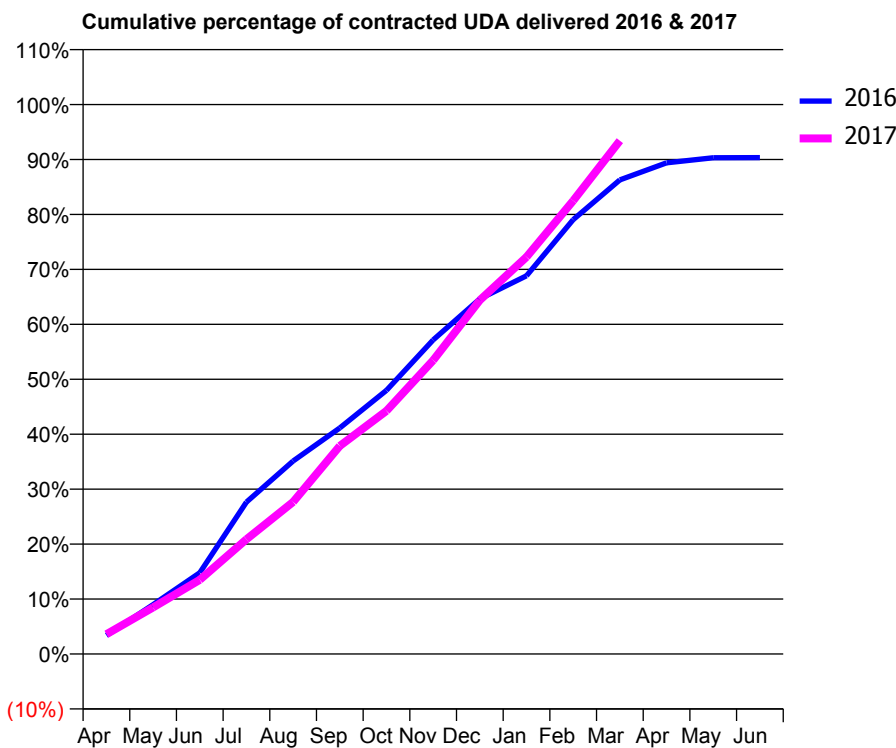
16/17 Contracted general activity (UDA)	8,000
Carry forward general activity (UDA)	0
16/17 Contracted orthodontic activity (UOA)	0
Carry forward orthodontic activity (UOA)	0
Baseline contract value	£233,394.51

ACCESS*

Patients seen in 24 months	Total	Change since previous quarter
Quarter ending March 2016	3,282	
Quarter ending June 2016	3,233	↓
Quarter ending September 2016	3,205	→
Quarter ending December 2016	3,157	↓
Quarter ending March 2017	3,172	→
Variance since March 2016	(3.4%)	↓



ACTIVITY



Month	Adjusted Scheduled Activity (UDA)	
	2016	2017
April	270	288
May	719	678
June	1,184	1,080
July	2,212	1,670
August	2,810	2,215
September	3,292	3,029
October	3,840	3,541
November	4,573	4,277
December	5,171	5,152
January	5,507	5,781
February	6,324	6,600
March	6,903	7,474
April	7,151	
May	7,225	
June	7,226	

QUALITY

	Quantity	Base Number	Contract	AT	Region	England
% of FP17s for the same patient ID Re-attending within 3 months - Children	168	1,729	9.7%	13.2%	13.3%	12.3%
% of FP17s for the same patient ID Re-attending within 3 months - Adults	414	2,830	14.6%	17.3%	17.3%	16.7%
% of FP17s for the same patient ID Re-attending between 3 & 9 months - Children	947	1,729	54.8%	56.9%	58.9%	57.6%
% of FP17s for the same patient ID Re-attending between 3 & 9 months - Adults	1,490	2,830	52.7%	50.6%	52.2%	50.1%
% of FP17s for Band 1 Urgent Courses	360	3,672	9.8%	10.9%	9.2%	9.1%
% of FP17s Relating to Free Repair or Replacements	50	3,672	1.4%	0.9%	1.0%	0.8%
% of FP17s Relating to Continuations	17	3,672	0.5%	1.2%	1.4%	1.2%
% of Patients satisfied with the dentistry they have received	8	8	N/A	92.2%	93.1%	92.8%
% of Patients satisfied with the time they had to wait for an appointment	7	8	N/A	88.3%	89.5%	88.7%

* This is based on patients treated on this contract for their most recent course of treatment. Figures in italics indicate the base number of FP17s or Patient Questionnaire responses are less than 100. N/A is shown where the base number of responses is less than 10 during the period. % is calculated as Quantity/Base number*100

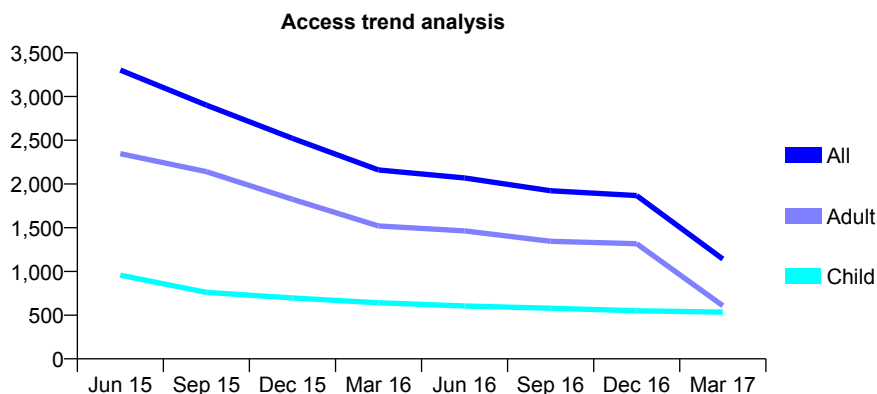
Q47 - Vital Signs At a Glance Contract Report for 111228/0001 - March 2017

Name or company name	Deepdale Dental
Contract type name	GDS Contract
Purpose of contract	General
Contract start date	01/07/2010
Contract end date	

16/17 Contracted general activity (UDA)	10,471
Carry forward general activity (UDA)	0
16/17 Contracted orthodontic activity (UOA)	0
Carry forward orthodontic activity (UOA)	0
Baseline contract value	£251,660.93

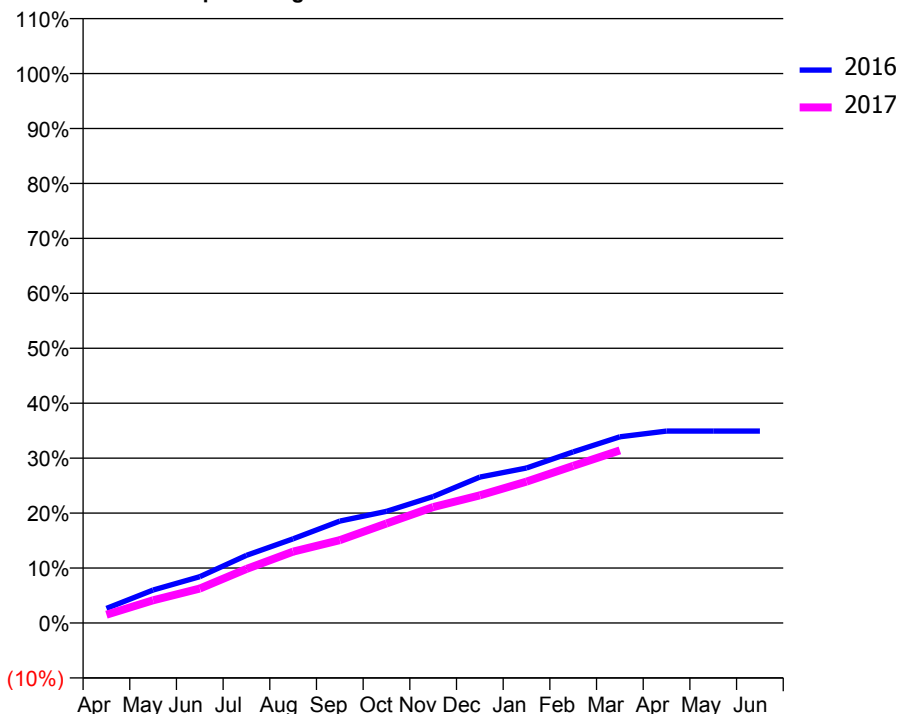
ACCESS*

Patients seen in 24 months	Total	Change since previous quarter
Quarter ending March 2016	2,161	
Quarter ending June 2016	2,069	↓
Quarter ending September 2016	1,923	↓
Quarter ending December 2016	1,867	↓
Quarter ending March 2017	1,141	↓
Variance since March 2016	(47.2%)	↓



ACTIVITY

Cumulative percentage of contracted UDA delivered 2016 & 2017



Adjusted Scheduled Activity (UDA)

Month	2016	2017
April	277	159
May	629	433
June	883	658
July	1,291	1,029
August	1,605	1,361
September	1,942	1,579
October	2,129	1,898
November	2,409	2,209
December	2,782	2,433
January	2,955	2,696
February	3,262	2,993
March	3,549	3,290
April	3,659	
May	3,659	
June	3,659	

QUALITY

	Quantity	Base Number	Contract	AT	Region	England
% of FP17s for the same patient ID Re-attending within 3 months - Children	64	838	7.6%	13.2%	13.3%	12.3%
% of FP17s for the same patient ID Re-attending within 3 months - Adults	173	862	20.1%	17.3%	17.3%	16.7%
% of FP17s for the same patient ID Re-attending between 3 & 9 months - Children	515	838	61.5%	56.9%	58.9%	57.6%
% of FP17s for the same patient ID Re-attending between 3 & 9 months - Adults	442	862	51.3%	50.6%	52.2%	50.1%
% of FP17s for Band 1 Urgent Courses	164	1,645	10.0%	10.9%	9.2%	9.1%
% of FP17s Relating to Free Repair or Replacements	0	1,645	0.0%	0.9%	1.0%	0.8%
% of FP17s Relating to Continuations	40	1,645	2.4%	1.2%	1.4%	1.2%
% of Patients satisfied with the dentistry they have received	4	4	N/A	92.2%	93.1%	92.8%
% of Patients satisfied with the time they had to wait for an appointment	3	4	N/A	88.3%	89.5%	88.7%

* This is based on patients treated on this contract for their most recent course of treatment. Figures in italics indicate the base number of FP17s or Patient Questionnaire responses are less than 100. N/A is shown where the base number of responses is less than 10 during the period. % is calculated as Quantity/Base number*100

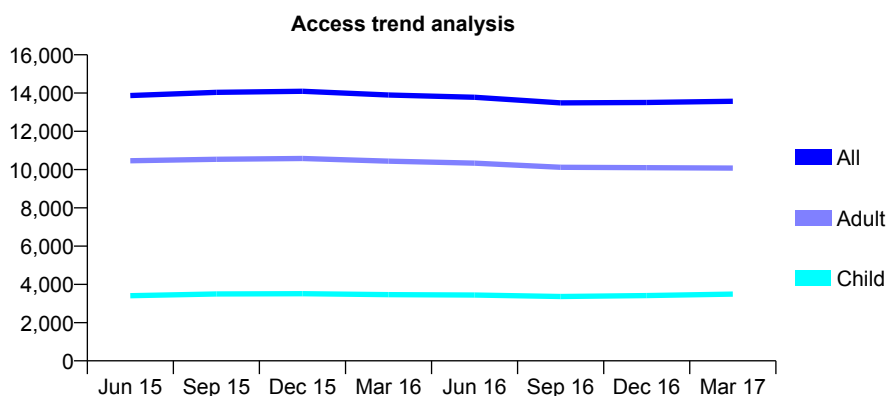
Q47 - Vital Signs At a Glance Contract Report for 111341/0001 - March 2017

Name or company name	Quest Dental
Contract type name	GDS Contract
Purpose of contract	General
Contract start date	01/12/2009
Contract end date	

16/17 Contracted general activity (UDA)	39,000
Carry forward general activity (UDA)	-780
16/17 Contracted orthodontic activity (UOA)	0
Carry forward orthodontic activity (UOA)	0
Baseline contract value	£1,602,125.77

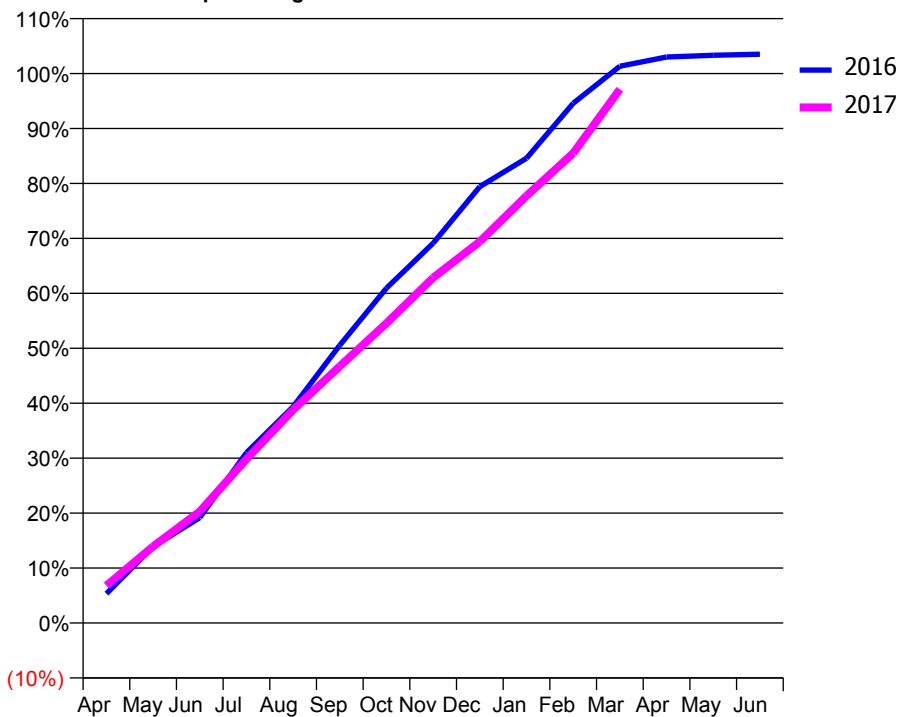
ACCESS*

Patients seen in 24 months	Total	Change since previous quarter
Quarter ending March 2016	13,901	
Quarter ending June 2016	13,778	→
Quarter ending September 2016	13,488	↓
Quarter ending December 2016	13,507	→
Quarter ending March 2017	13,569	→
Variance since March 2016	(2.4%)	↓



ACTIVITY

Cumulative percentage of contracted UDA delivered 2016 & 2017



Month	Adjusted Scheduled Activity (UDA)	
	2016	2017
April	2,087	2,654
May	5,419	5,434
June	7,480	7,918
July	12,088	11,632
August	15,356	15,132
September	19,714	18,222
October	23,771	21,281
November	26,963	24,511
December	30,971	27,068
January	32,989	30,315
February	36,883	33,349
March	39,520	37,881
April	40,172	
May	40,290	
June	40,365	

QUALITY

	Quantity	Base Number	Contract	AT	Region	England
% of FP17s for the same patient ID Re-attending within 3 months - Children	368	5,037	7.3%	13.2%	13.3%	12.3%
% of FP17s for the same patient ID Re-attending within 3 months - Adults	2,710	14,440	18.8%	17.3%	17.3%	16.7%
% of FP17s for the same patient ID Re-attending between 3 & 9 months - Children	2,952	5,037	58.6%	56.9%	58.9%	57.6%
% of FP17s for the same patient ID Re-attending between 3 & 9 months - Adults	7,440	14,440	51.5%	50.6%	52.2%	50.1%
% of FP17s for Band 1 Urgent Courses	2,392	18,496	12.9%	10.9%	9.2%	9.1%
% of FP17s Relating to Free Repair or Replacements	248	18,496	1.3%	0.9%	1.0%	0.8%
% of FP17s Relating to Continuations	151	18,496	0.8%	1.2%	1.4%	1.2%
% of Patients satisfied with the dentistry they have received	18	18	100.0%	92.2%	93.1%	92.8%
% of Patients satisfied with the time they had to wait for an appointment	18	18	100.0%	88.3%	89.5%	88.7%

* This is based on patients treated on this contract for their most recent course of treatment. Figures in italics indicate the base number of FP17s or Patient Questionnaire responses are less than 100. N/A is shown where the base number of responses is less than 10 during the period. % is calculated as Quantity/Base number*100

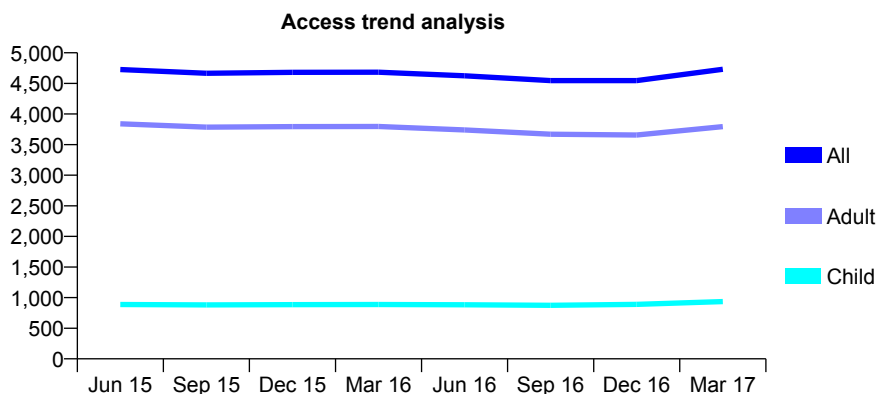
Q47 - Vital Signs At a Glance Contract Report for 113107/0001 - March 2017

Name or company name	Moor Park Dental Surgery
Contract type name	GDS Contract
Purpose of contract	General
Contract start date	01/04/2013
Contract end date	

16/17 Contracted general activity (UDA)	15,830
Carry forward general activity (UDA)	0
16/17 Contracted orthodontic activity (UOA)	0
Carry forward orthodontic activity (UOA)	0
Baseline contract value	£355,165.84

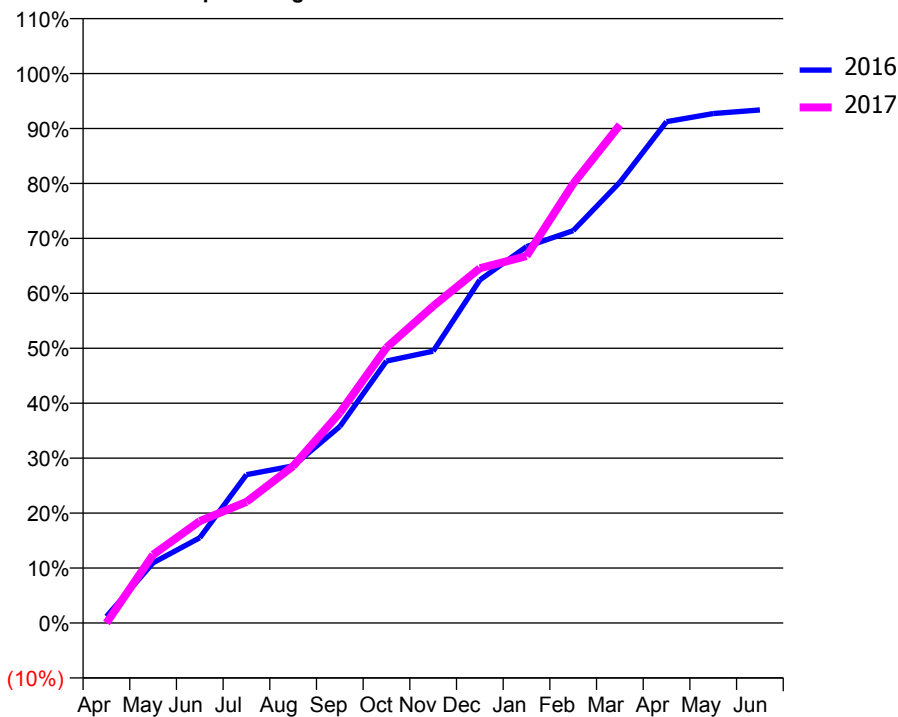
ACCESS*

Patients seen in 24 months	Total	Change since previous quarter
Quarter ending March 2016	4,684	
Quarter ending June 2016	4,624	↓
Quarter ending September 2016	4,545	↓
Quarter ending December 2016	4,546	→
Quarter ending March 2017	4,730	↑
Variance since March 2016	1.0%	→



ACTIVITY

Cumulative percentage of contracted UDA delivered 2016 & 2017



Month	Adjusted Scheduled Activity (UDA)	
	2016	2017
April	185	0
May	1,734	1,968
June	2,458	2,938
July	4,272	3,492
August	4,526	4,521
September	5,661	6,057
October	7,548	7,936
November	7,829	9,130
December	9,882	10,221
January	10,843	10,571
February	11,304	12,657
March	12,698	14,350
April	14,443	
May	14,676	
June	14,779	

QUALITY

	Quantity	Base Number	Contract	AT	Region	England
% of FP17s for the same patient ID Re-attending within 3 months - Children	152	1,432	10.6%	13.2%	13.3%	12.3%
% of FP17s for the same patient ID Re-attending within 3 months - Adults	920	5,358	17.2%	17.3%	17.3%	16.7%
% of FP17s for the same patient ID Re-attending between 3 & 9 months - Children	749	1,432	52.3%	56.9%	58.9%	57.6%
% of FP17s for the same patient ID Re-attending between 3 & 9 months - Adults	2,597	5,358	48.5%	50.6%	52.2%	50.1%
% of FP17s for Band 1 Urgent Courses	649	6,009	10.8%	10.9%	9.2%	9.1%
% of FP17s Relating to Free Repair or Replacements	196	6,009	3.3%	0.9%	1.0%	0.8%
% of FP17s Relating to Continuations	39	6,009	0.6%	1.2%	1.4%	1.2%
% of Patients satisfied with the dentistry they have received	10	11	90.9%	92.2%	93.1%	92.8%
% of Patients satisfied with the time they had to wait for an appointment	9	11	81.8%	88.3%	89.5%	88.7%

* This is based on patients treated on this contract for their most recent course of treatment. Figures in italics indicate the base number of FP17s or Patient Questionnaire responses are less than 100. N/A is shown where the base number of responses is less than 10 during the period. % is calculated as Quantity/Base number*100

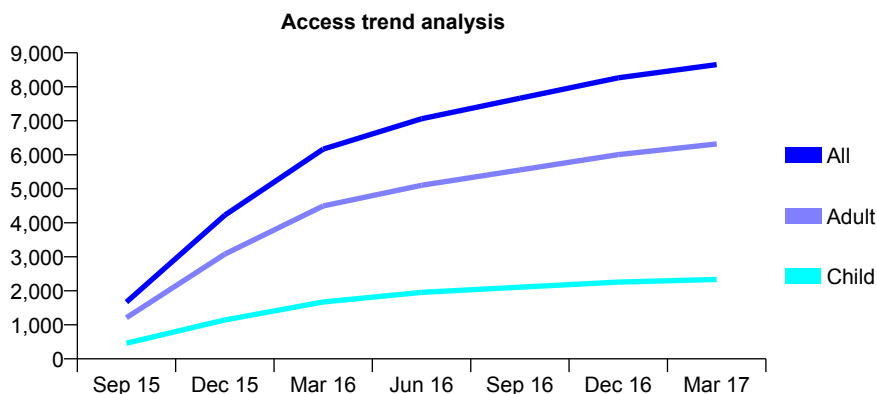
Q47 - Vital Signs At a Glance Contract Report for 117382/0001 - March 2017

Name or company name	Drakes Dental Care
Contract type name	GDS Contract
Purpose of contract	General
Contract start date	01/08/2015
Contract end date	

16/17 Contracted general activity (UDA)	27,436
Carry forward general activity (UDA)	129
16/17 Contracted orthodontic activity (UOA)	0
Carry forward orthodontic activity (UOA)	0
Baseline contract value	£627,497.98

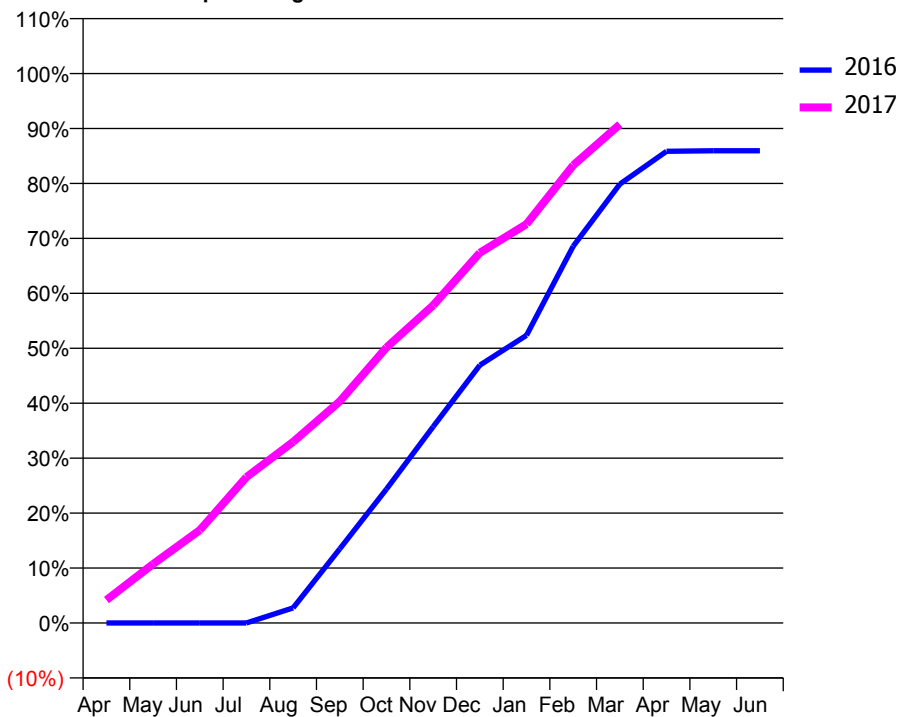
ACCESS*

Patients seen in 24 months	Total	Change since previous quarter
Quarter ending March 2016	6,167	
Quarter ending June 2016	7,059	↑
Quarter ending September 2016	7,664	↑
Quarter ending December 2016	8,264	↑
Quarter ending March 2017	8,654	↑
Variance since March 2016	40.3%	↑



ACTIVITY

Cumulative percentage of contracted UDA delivered 2016 & 2017



Adjusted Scheduled Activity (UDA)

Month	2016	2017
April	0	1,147
May	0	2,945
June	0	4,636
July	0	7,288
August	501	9,044
September	2,465	11,065
October	4,450	13,760
November	6,523	15,863
December	8,565	18,488
January	9,556	19,914
February	12,517	22,854
March	14,582	24,895
April	15,670	
May	15,687	
June	15,687	

QUALITY

	Quantity	Base Number	Contract	AT	Region	England
% of FP17s for the same patient ID Re-attending within 3 months - Children	290	3,754	7.7%	13.2%	13.3%	12.3%
% of FP17s for the same patient ID Re-attending within 3 months - Adults	1,350	10,069	13.4%	17.3%	17.3%	16.7%
% of FP17s for the same patient ID Re-attending between 3 & 9 months - Children	2,196	3,754	58.5%	56.9%	58.9%	57.6%
% of FP17s for the same patient ID Re-attending between 3 & 9 months - Adults	5,831	10,069	57.9%	50.6%	52.2%	50.1%
% of FP17s for Band 1 Urgent Courses	803	13,318	6.0%	10.9%	9.2%	9.1%
% of FP17s Relating to Free Repair or Replacements	232	13,318	1.7%	0.9%	1.0%	0.8%
% of FP17s Relating to Continuations	46	13,318	0.3%	1.2%	1.4%	1.2%
% of Patients satisfied with the dentistry they have received	12	15	80.0%	92.2%	93.1%	92.8%
% of Patients satisfied with the time they had to wait for an appointment	11	15	73.3%	88.3%	89.5%	88.7%

* This is based on patients treated on this contract for their most recent course of treatment. Figures in italics indicate the base number of FP17s or Patient Questionnaire responses are less than 100. N/A is shown where the base number of responses is less than 10 during the period. % is calculated as Quantity/Base number*100

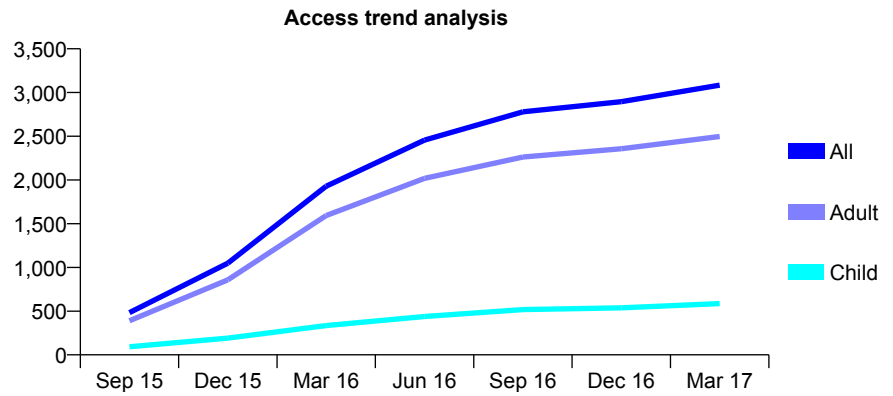
Q47 - Vital Signs At a Glance Contract Report for 117730/0001 - March 2017

Name or company name	Synergy Dental Clinic Ormskirk Ltd
Contract type name	GDS Contract
Purpose of contract	General
Contract start date	01/08/2015
Contract end date	

16/17 Contracted general activity (UDA)	10,500
Carry forward general activity (UDA)	0
16/17 Contracted orthodontic activity (UOA)	0
Carry forward orthodontic activity (UOA)	0
Baseline contract value	£296,051.23

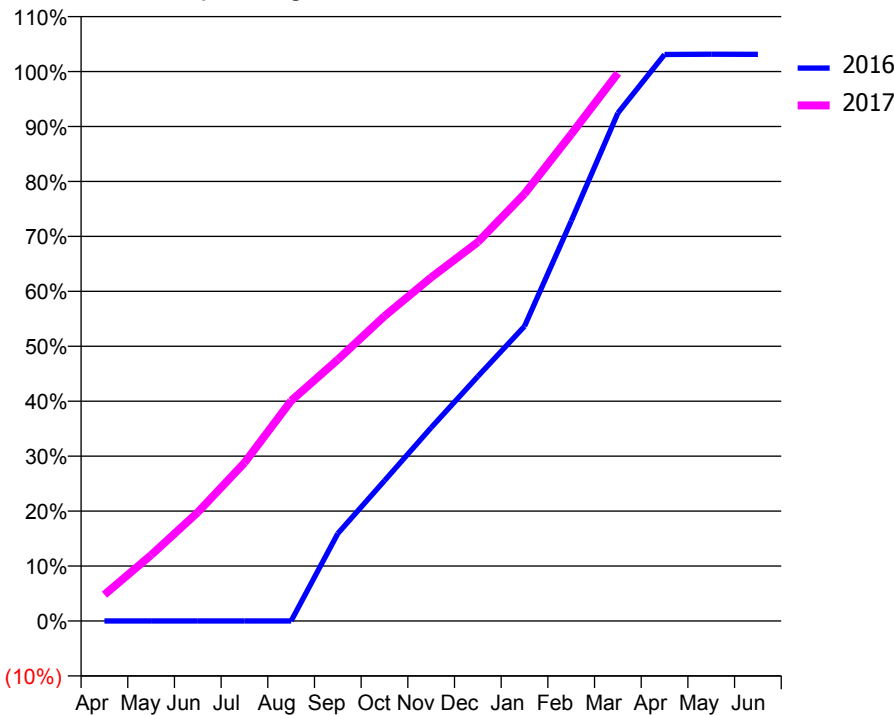
ACCESS*

Patients seen in 24 months	Total	Change since previous quarter
Quarter ending March 2016	1,928	
Quarter ending June 2016	2,456	↑
Quarter ending September 2016	2,779	↑
Quarter ending December 2016	2,895	↑
Quarter ending March 2017	3,084	↑
Variance since March 2016	60.0%	↑



ACTIVITY

Cumulative percentage of contracted UDA delivered 2016 & 2017



Month	Adjusted Scheduled Activity (UDA)	
	2016	2017
April	0	502
May	0	1,261
June	0	2,077
July	0	3,022
August	0	4,209
September	1,115	4,995
October	1,788	5,825
November	2,465	6,564
December	3,116	7,240
January	3,756	8,163
February	5,095	9,302
March	6,471	10,468
April	7,217	
May	7,220	
June	7,219	

QUALITY

	Quantity	Base Number	Contract	AT	Region	England
% of FP17s for the same patient ID Re-attending within 3 months - Children	54	866	6.2%	13.2%	13.3%	12.3%
% of FP17s for the same patient ID Re-attending within 3 months - Adults	546	3,840	14.2%	17.3%	17.3%	16.7%
% of FP17s for the same patient ID Re-attending between 3 & 9 months - Children	410	866	47.3%	56.9%	58.9%	57.6%
% of FP17s for the same patient ID Re-attending between 3 & 9 months - Adults	1,988	3,840	51.8%	50.6%	52.2%	50.1%
% of FP17s for Band 1 Urgent Courses	199	4,472	4.4%	10.9%	9.2%	9.1%
% of FP17s Relating to Free Repair or Replacements	91	4,472	2.0%	0.9%	1.0%	0.8%
% of FP17s Relating to Continuations	71	4,472	1.6%	1.2%	1.4%	1.2%
% of Patients satisfied with the dentistry they have received	12	13	92.3%	92.2%	93.1%	92.8%
% of Patients satisfied with the time they had to wait for an appointment	12	13	92.3%	88.3%	89.5%	88.7%

* This is based on patients treated on this contract for their most recent course of treatment. Figures in italics indicate the base number of FP17s or Patient Questionnaire responses are less than 100. N/A is shown where the base number of responses is less than 10 during the period. % is calculated as Quantity/Base number*100

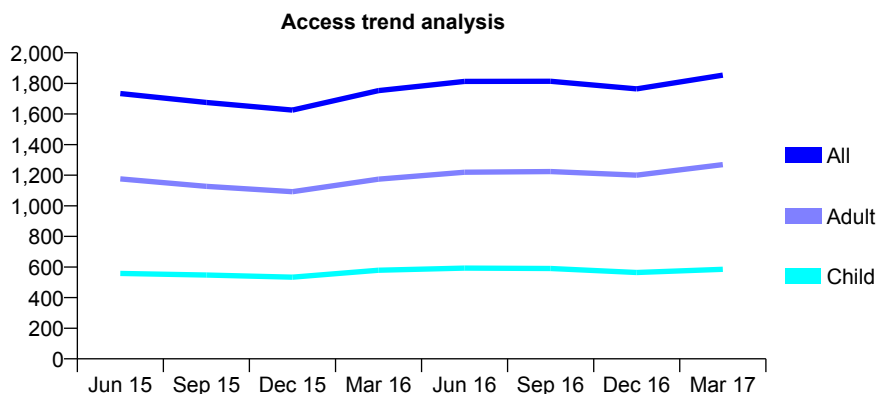
Q47 - Vital Signs At a Glance Contract Report for 118060/0021 - March 2017

Name or company name	Genix Healthcare Ltd
Contract type name	PDS Contract
Purpose of contract	General
Contract start date	20/09/2010
Contract end date	19/09/2020

16/17 Contracted general activity (UDA)	5,940
Carry forward general activity (UDA)	0
16/17 Contracted orthodontic activity (UOA)	0
Carry forward orthodontic activity (UOA)	0
Baseline contract value	£294,844.21

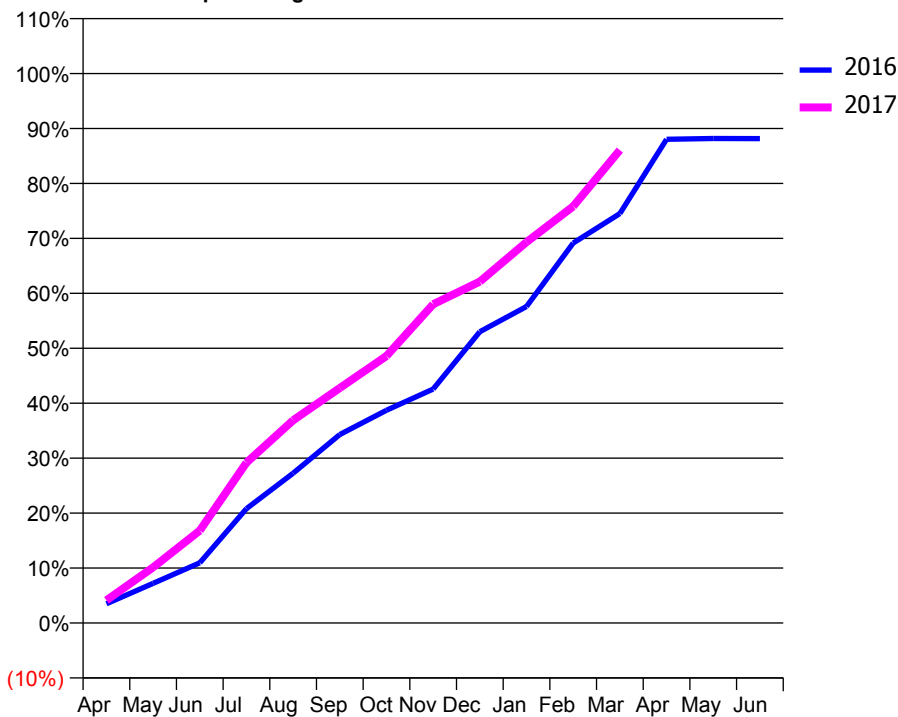
ACCESS*

Patients seen in 24 months	Total	Change since previous quarter
Quarter ending March 2016	1,753	
Quarter ending June 2016	1,813	↑
Quarter ending September 2016	1,814	→
Quarter ending December 2016	1,764	↓
Quarter ending March 2017	1,854	↑
Variance since March 2016	5.8%	↑



ACTIVITY

Cumulative percentage of contracted UDA delivered 2016 & 2017



Month	Adjusted Scheduled Activity (UDA)	
	2016	2017
April	190	246
May	390	601
June	592	1,000
July	1,124	1,733
August	1,472	2,192
September	1,853	2,541
October	2,091	2,887
November	2,299	3,445
December	2,863	3,691
January	3,111	4,118
February	3,734	4,504
March	4,023	5,113
April	4,753	
May	4,761	
June	4,760	

QUALITY

	Quantity	Base Number	Contract	AT	Region	England
% of FP17s for the same patient ID Re-attending within 3 months - Children	119	965	12.3%	13.2%	13.3%	12.3%
% of FP17s for the same patient ID Re-attending within 3 months - Adults	427	2,020	21.1%	17.3%	17.3%	16.7%
% of FP17s for the same patient ID Re-attending between 3 & 9 months - Children	450	965	46.6%	56.9%	58.9%	57.6%
% of FP17s for the same patient ID Re-attending between 3 & 9 months - Adults	839	2,020	41.5%	50.6%	52.2%	50.1%
% of FP17s for Band 1 Urgent Courses	233	2,435	9.6%	10.9%	9.2%	9.1%
% of FP17s Relating to Free Repair or Replacements	19	2,435	0.8%	0.9%	1.0%	0.8%
% of FP17s Relating to Continuations	18	2,435	0.7%	1.2%	1.4%	1.2%
% of Patients satisfied with the dentistry they have received	1	2	N/A	92.2%	93.1%	92.8%
% of Patients satisfied with the time they had to wait for an appointment	2	2	N/A	88.3%	89.5%	88.7%

* This is based on patients treated on this contract for their most recent course of treatment. Figures in italics indicate the base number of FP17s or Patient Questionnaire responses are less than 100. N/A is shown where the base number of responses is less than 10 during the period. % is calculated as Quantity/Base number*100

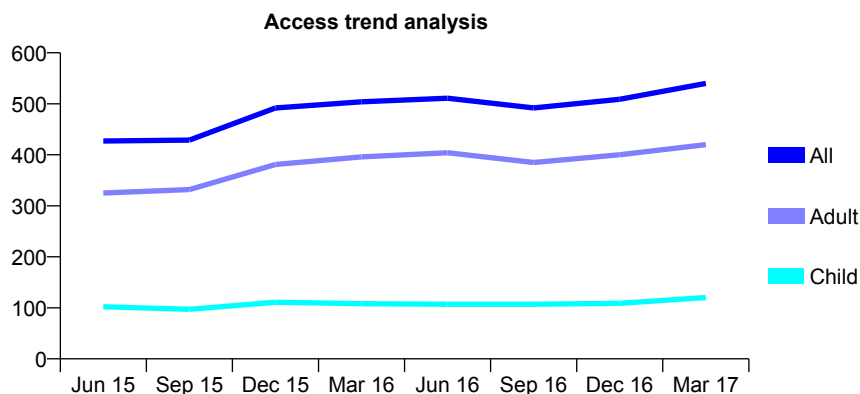
Q47 - Vital Signs At a Glance Contract Report for 118060/0022 - March 2017

Name or company name	Genix Healthcare Ltd
Contract type name	PDS Contract
Purpose of contract	General
Contract start date	20/09/2010
Contract end date	

16/17 Contracted general activity (UDA)	4,100
Carry forward general activity (UDA)	0
16/17 Contracted orthodontic activity (UOA)	0
Carry forward orthodontic activity (UOA)	0
Baseline contract value	£213,541.44

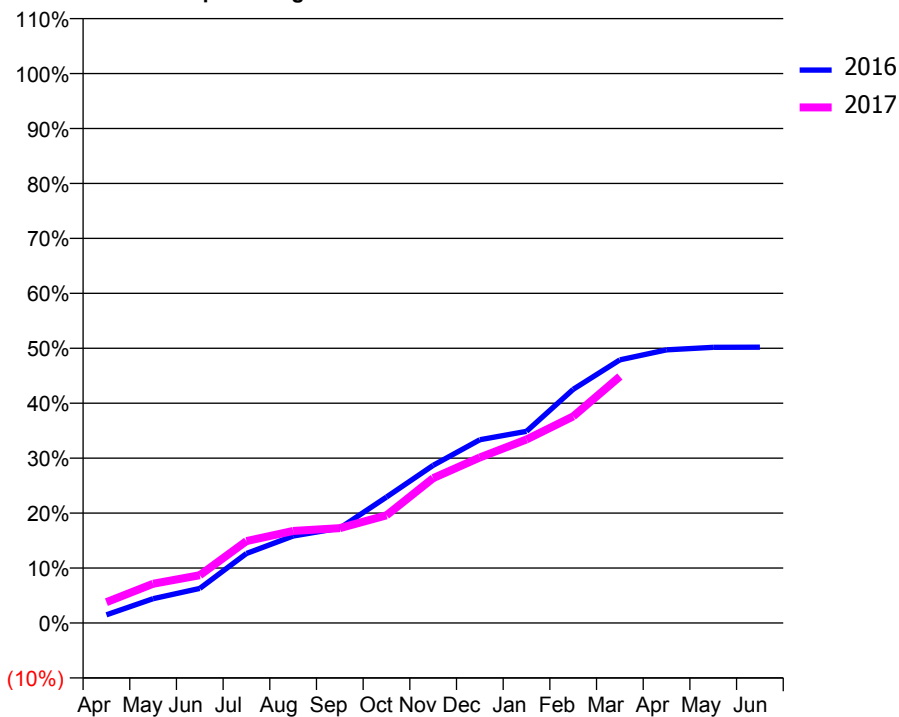
ACCESS*

Patients seen in 24 months	Total	Change since previous quarter
Quarter ending March 2016	504	
Quarter ending June 2016	511	→
Quarter ending September 2016	492	↓
Quarter ending December 2016	509	↑
Quarter ending March 2017	540	↑
Variance since March 2016	7.1%	↑



ACTIVITY

Cumulative percentage of contracted UDA delivered 2016 & 2017



Month	Adjusted Scheduled Activity (UDA)	
	2016	2017
April	61	156
May	181	293
June	258	357
July	519	612
August	649	687
September	708	708
October	940	804
November	1,177	1,081
December	1,367	1,235
January	1,430	1,369
February	1,744	1,542
March	1,964	1,840
April	2,038	
May	2,057	
June	2,058	

QUALITY

	Quantity	Base Number	Contract	AT	Region	England
% of FP17s for the same patient ID Re-attending within 3 months - Children	12	174	6.9%	13.2%	13.3%	12.3%
% of FP17s for the same patient ID Re-attending within 3 months - Adults	42	501	8.4%	17.3%	17.3%	16.7%
% of FP17s for the same patient ID Re-attending between 3 & 9 months - Children	49	174	28.2%	56.9%	58.9%	57.6%
% of FP17s for the same patient ID Re-attending between 3 & 9 months - Adults	150	501	29.9%	50.6%	52.2%	50.1%
% of FP17s for Band 1 Urgent Courses	63	653	9.6%	10.9%	9.2%	9.1%
% of FP17s Relating to Free Repair or Replacements	8	653	1.2%	0.9%	1.0%	0.8%
% of FP17s Relating to Continuations	6	653	0.9%	1.2%	1.4%	1.2%
% of Patients satisfied with the dentistry they have received	1	1	N/A	92.2%	93.1%	92.8%
% of Patients satisfied with the time they had to wait for an appointment	1	1	N/A	88.3%	89.5%	88.7%

* This is based on patients treated on this contract for their most recent course of treatment. Figures in italics indicate the base number of FP17s or Patient Questionnaire responses are less than 100. N/A is shown where the base number of responses is less than 10 during the period. % is calculated as Quantity/Base number*100

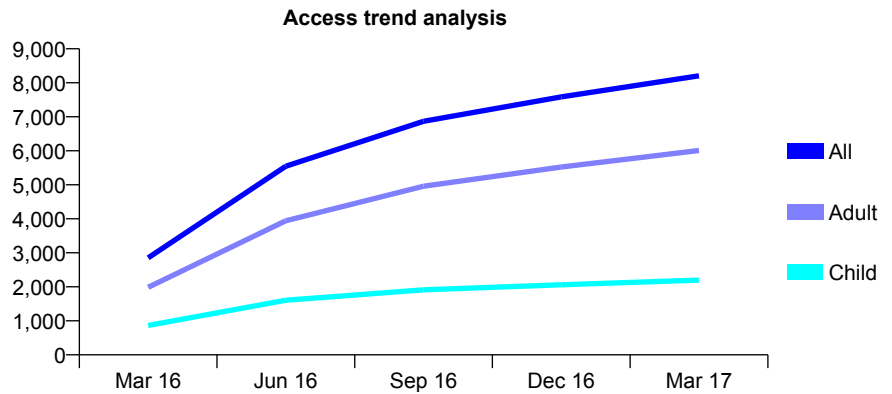
Q47 - Vital Signs At a Glance Contract Report for 121282/0001 - March 2017

Name or company name	Sandy Lane Dental Practice
Contract type name	GDS Contract
Purpose of contract	General and Orthodontic
Contract start date	19/01/2016
Contract end date	

16/17 Contracted general activity (UDA)	25,460
Carry forward general activity (UDA)	877
16/17 Contracted orthodontic activity (UOA)	322
Carry forward orthodontic activity (UOA)	0
Baseline contract value	£755,965.37

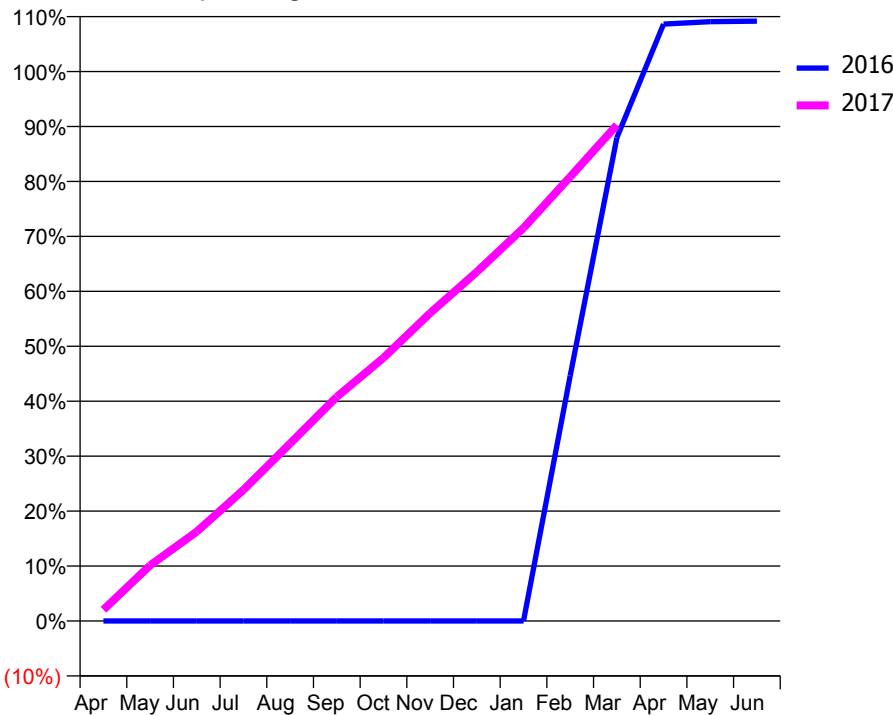
ACCESS*

Patients seen in 24 months	Total	Change since previous quarter
Quarter ending March 2016	2,851	
Quarter ending June 2016	5,546	↑
Quarter ending September 2016	6,870	↑
Quarter ending December 2016	7,585	↑
Quarter ending March 2017	8,205	↑
Variance since March 2016	187.8%	↑



ACTIVITY

Cumulative percentage of contracted UDA delivered 2016 & 2017



Month	Adjusted Scheduled Activity (UDA)	
	2016	2017
April	0	522
May	0	2,580
June	0	4,140
July	0	6,079
August	0	8,226
September	0	10,389
October	0	12,192
November	0	14,269
December	0	16,178
January	0	18,213
February	2,292	20,586
March	4,515	22,979
April	5,576	
May	5,599	
June	5,603	

QUALITY

	Quantity	Base Number	Contract	AT	Region	England
% of FP17s for the same patient ID Re-attending within 3 months - Children	637	4,075	15.6%	13.2%	13.3%	12.3%
% of FP17s for the same patient ID Re-attending within 3 months - Adults	2,011	10,810	18.6%	17.3%	17.3%	16.7%
% of FP17s for the same patient ID Re-attending between 3 & 9 months - Children	1,730	4,075	42.5%	56.9%	58.9%	57.6%
% of FP17s for the same patient ID Re-attending between 3 & 9 months - Adults	4,170	10,810	38.6%	50.6%	52.2%	50.1%
% of FP17s for Band 1 Urgent Courses	1,050	13,648	7.7%	10.9%	9.2%	9.1%
% of FP17s Relating to Free Repair or Replacements	149	13,648	1.1%	0.9%	1.0%	0.8%
% of FP17s Relating to Continuations	114	13,648	0.8%	1.2%	1.4%	1.2%
% of Patients satisfied with the dentistry they have received	12	14	85.7%	92.2%	93.1%	92.8%
% of Patients satisfied with the time they had to wait for an appointment	12	14	85.7%	88.3%	89.5%	88.7%

* This is based on patients treated on this contract for their most recent course of treatment. Figures in italics indicate the base number of FP17s or Patient Questionnaire responses are less than 100. N/A is shown where the base number of responses is less than 10 during the period. % is calculated as Quantity/Base number*100

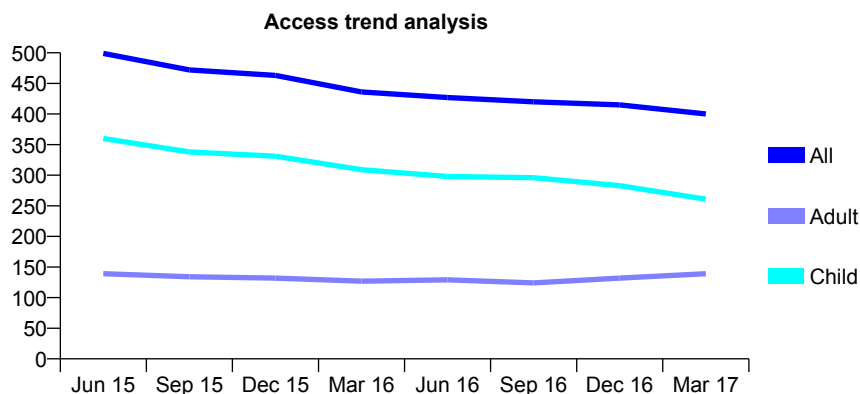
Q47 - Vital Signs At a Glance Contract Report for 123188/0001 - March 2017

Name or company name	Cramond House Dental Practice
Contract type name	GDS Contract
Purpose of contract	General and Orthodontic
Contract start date	01/04/2011
Contract end date	

16/17 Contracted general activity (UDA)	1,820
Carry forward general activity (UDA)	0
16/17 Contracted orthodontic activity (UOA)	340
Carry forward orthodontic activity (UOA)	-7
Baseline contract value	£62,899.68

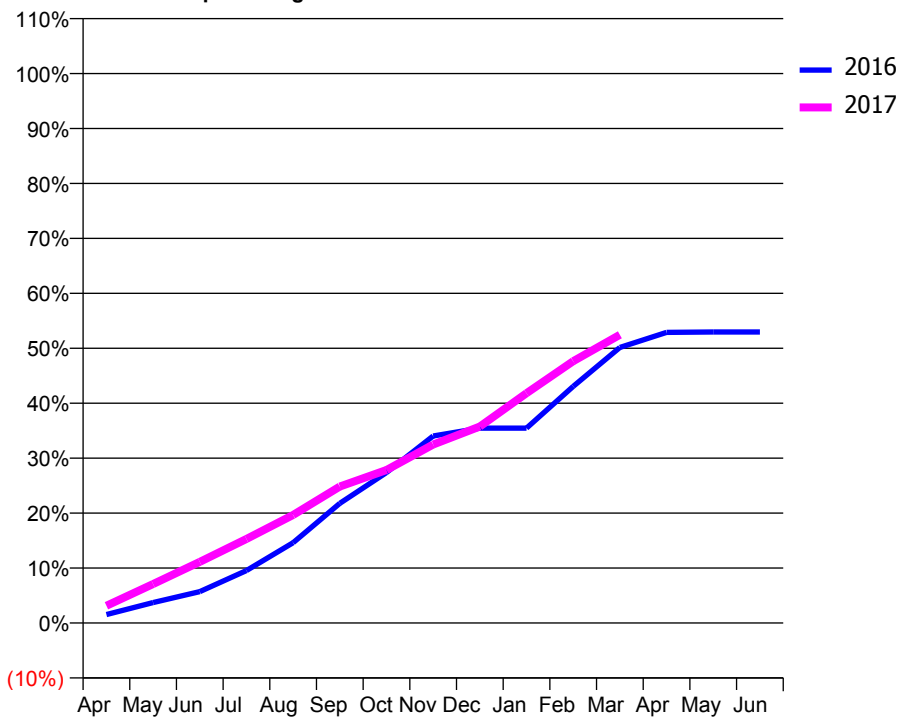
ACCESS*

Patients seen in 24 months	Total	Change since previous quarter
Quarter ending March 2016	436	
Quarter ending June 2016	427	↓
Quarter ending September 2016	420	↓
Quarter ending December 2016	415	↓
Quarter ending March 2017	400	↓
Variance since March 2016	(8.3%)	↓



ACTIVITY

Cumulative percentage of contracted UDA delivered 2016 & 2017



Month	Adjusted Scheduled Activity (UDA)	
	2016	2017
April	28	57
May	68	129
June	104	202
July	174	279
August	266	358
September	396	452
October	498	507
November	619	591
December	646	651
January	646	761
February	784	867
March	913	955
April	963	
May	964	
June	964	

QUALITY

	Quantity	Base Number	Contract	AT	Region	England
% of FP17s for the same patient ID Re-attending within 3 months - Children	73	523	14.0%	13.2%	13.3%	12.3%
% of FP17s for the same patient ID Re-attending within 3 months - Adults	9	92	9.8%	17.3%	17.3%	16.7%
% of FP17s for the same patient ID Re-attending between 3 & 9 months - Children	351	523	67.1%	56.9%	58.9%	57.6%
% of FP17s for the same patient ID Re-attending between 3 & 9 months - Adults	61	92	66.3%	50.6%	52.2%	50.1%
% of FP17s for Band 1 Urgent Courses	8	537	1.5%	10.9%	9.2%	9.1%
% of FP17s Relating to Free Repair or Replacements	0	537	0.0%	0.9%	1.0%	0.8%
% of FP17s Relating to Continuations	0	537	0.0%	1.2%	1.4%	1.2%
% of Patients satisfied with the dentistry they have received	1	1	N/A	92.2%	93.1%	92.8%
% of Patients satisfied with the time they had to wait for an appointment	1	1	N/A	88.3%	89.5%	88.7%

* This is based on patients treated on this contract for their most recent course of treatment. Figures in italics indicate the base number of FP17s or Patient Questionnaire responses are less than 100. N/A is shown where the base number of responses is less than 10 during the period. % is calculated as Quantity/Base number*100

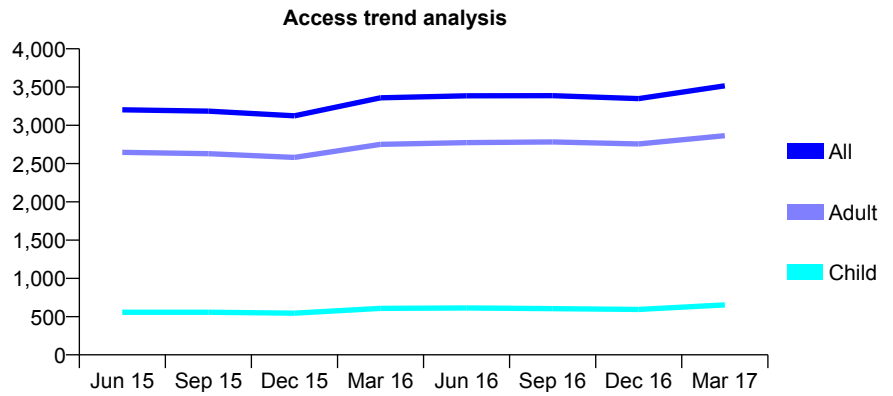
Q47 - Vital Signs At a Glance Contract Report for 123234/0001 - March 2017

Name or company name	Mr N. Gokul
Contract type name	GDS Contract
Purpose of contract	General
Contract start date	05/01/2009
Contract end date	

16/17 Contracted general activity (UDA)	13,136
Carry forward general activity (UDA)	0
16/17 Contracted orthodontic activity (UOA)	0
Carry forward orthodontic activity (UOA)	0
Baseline contract value	£293,720.56

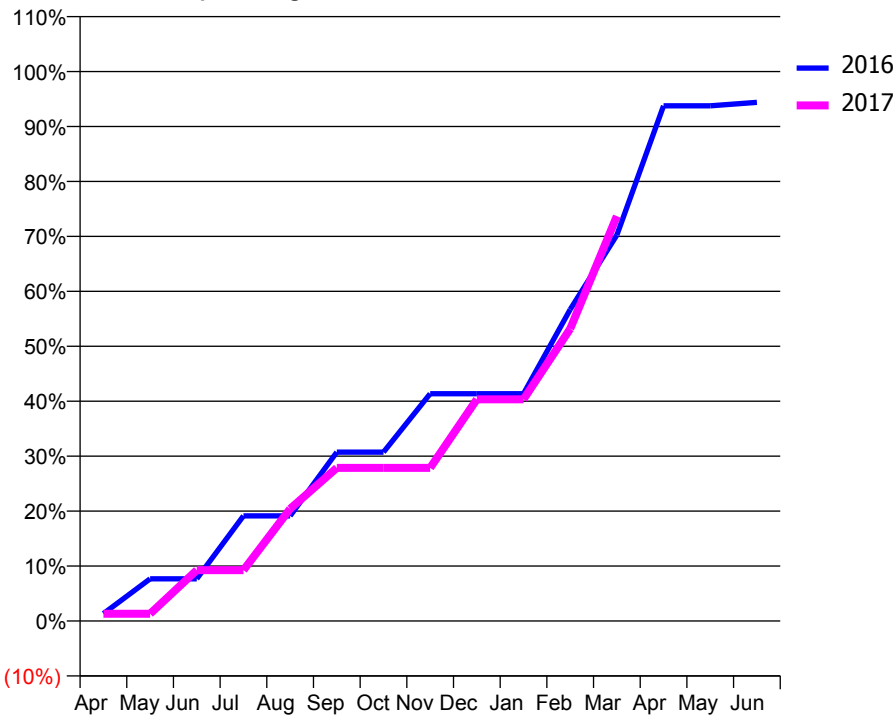
ACCESS*

Patients seen in 24 months	Total	Change since previous quarter
Quarter ending March 2016	3,360	
Quarter ending June 2016	3,386	→
Quarter ending September 2016	3,387	→
Quarter ending December 2016	3,349	↓
Quarter ending March 2017	3,517	↑
Variance since March 2016	4.7%	↑



ACTIVITY

Cumulative percentage of contracted UDA delivered 2016 & 2017



Month	Adjusted Scheduled Activity (UDA)	
	2016	2017
April	178	174
May	1,010	174
June	1,010	1,217
July	2,514	1,217
August	2,514	2,684
September	4,037	3,660
October	4,037	3,660
November	5,433	3,660
December	5,433	5,301
January	5,433	5,301
February	7,448	6,986
March	9,227	9,679
April	12,317	
May	12,317	
June	12,397	

QUALITY

	Quantity	Base Number	Contract	AT	Region	England
% of FP17s for the same patient ID Re-attending within 3 months - Children	61	1,024	6.0%	13.2%	13.3%	12.3%
% of FP17s for the same patient ID Re-attending within 3 months - Adults	811	5,109	15.9%	17.3%	17.3%	16.7%
% of FP17s for the same patient ID Re-attending between 3 & 9 months - Children	588	1,024	57.4%	56.9%	58.9%	57.6%
% of FP17s for the same patient ID Re-attending between 3 & 9 months - Adults	3,177	5,109	62.2%	50.6%	52.2%	50.1%
% of FP17s for Band 1 Urgent Courses	252	5,107	4.9%	10.9%	9.2%	9.1%
% of FP17s Relating to Free Repair or Replacements	65	5,107	1.3%	0.9%	1.0%	0.8%
% of FP17s Relating to Continuations	130	5,107	2.5%	1.2%	1.4%	1.2%
% of Patients satisfied with the dentistry they have received	37	42	88.1%	92.2%	93.1%	92.8%
% of Patients satisfied with the time they had to wait for an appointment	38	42	90.5%	88.3%	89.5%	88.7%

* This is based on patients treated on this contract for their most recent course of treatment. Figures in italics indicate the base number of FP17s or Patient Questionnaire responses are less than 100. N/A is shown where the base number of responses is less than 10 during the period. % is calculated as Quantity/Base number*100

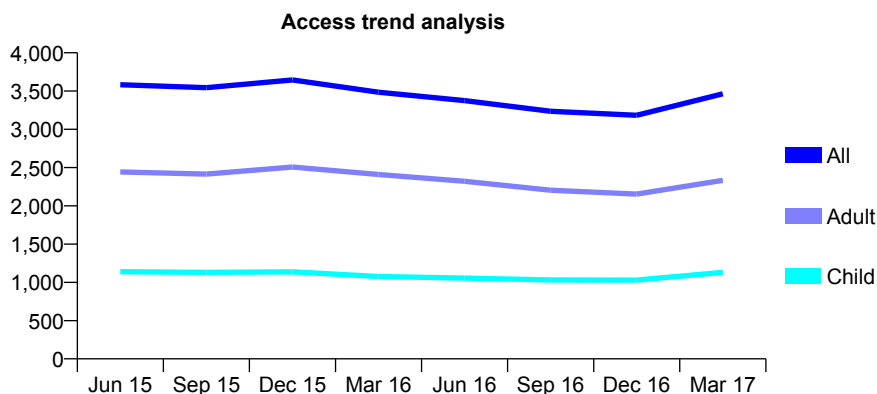
Q47 - Vital Signs At a Glance Contract Report for 123935/0001 - March 2017

Name or company name	The Smile Clinic Ltd
Contract type name	GDS Contract
Purpose of contract	General
Contract start date	01/04/2012
Contract end date	

16/17 Contracted general activity (UDA)	12,250
Carry forward general activity (UDA)	385
16/17 Contracted orthodontic activity (UOA)	0
Carry forward orthodontic activity (UOA)	0
Baseline contract value	£272,264.55

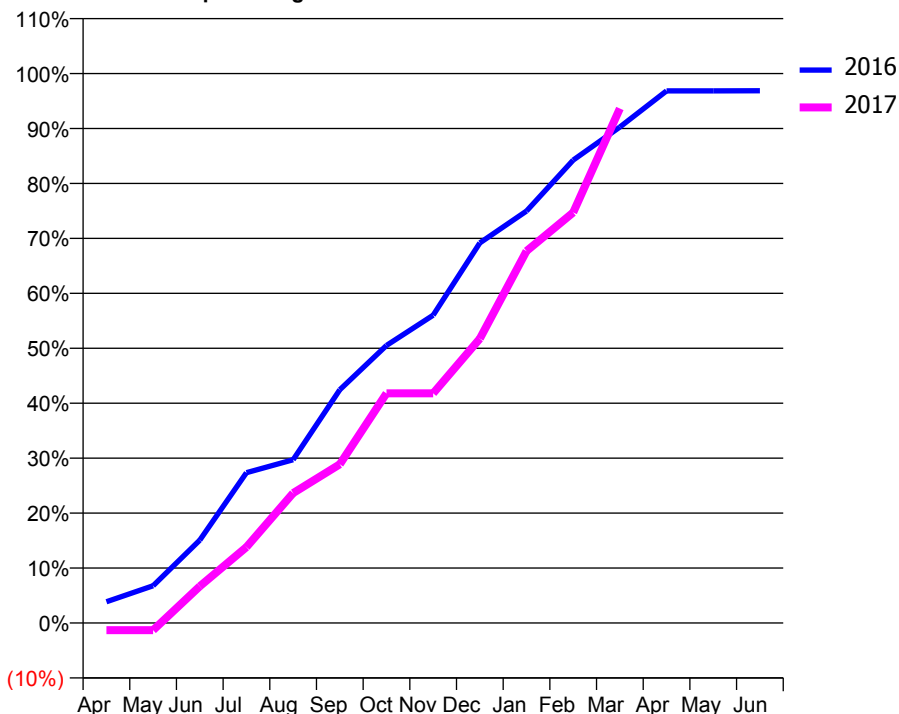
ACCESS*

Patients seen in 24 months	Total	Change since previous quarter
Quarter ending March 2016	3,485	
Quarter ending June 2016	3,376	↓
Quarter ending September 2016	3,235	↓
Quarter ending December 2016	3,184	↓
Quarter ending March 2017	3,464	↑
Variance since March 2016	(0.6%)	→



ACTIVITY

Cumulative percentage of contracted UDA delivered 2016 & 2017



Month	Adjusted Scheduled Activity (UDA)	
	2016	2017
April	473	-163
May	831	-163
June	1,847	818
July	3,351	1,693
August	3,641	2,898
September	5,200	3,539
October	6,188	5,120
November	6,863	5,120
December	8,473	6,340
January	9,184	8,291
February	10,319	9,150
March	11,057	11,471
April	11,861	
May	11,861	
June	11,865	

QUALITY

	Quantity	Base Number	Contract	AT	Region	England
% of FP17s for the same patient ID Re-attending within 3 months - Children	147	1,765	8.3%	13.2%	13.3%	12.3%
% of FP17s for the same patient ID Re-attending within 3 months - Adults	639	3,490	18.3%	17.3%	17.3%	16.7%
% of FP17s for the same patient ID Re-attending between 3 & 9 months - Children	982	1,765	55.6%	56.9%	58.9%	57.6%
% of FP17s for the same patient ID Re-attending between 3 & 9 months - Adults	1,700	3,490	48.7%	50.6%	52.2%	50.1%
% of FP17s for Band 1 Urgent Courses	281	4,917	5.7%	10.9%	9.2%	9.1%
% of FP17s Relating to Free Repair or Replacements	102	4,917	2.1%	0.9%	1.0%	0.8%
% of FP17s Relating to Continuations	142	4,917	2.9%	1.2%	1.4%	1.2%
% of Patients satisfied with the dentistry they have received	8	9	N/A	92.2%	93.1%	92.8%
% of Patients satisfied with the time they had to wait for an appointment	8	9	N/A	88.3%	89.5%	88.7%

* This is based on patients treated on this contract for their most recent course of treatment. Figures in italics indicate the base number of FP17s or Patient Questionnaire responses are less than 100. N/A is shown where the base number of responses is less than 10 during the period. % is calculated as Quantity/Base number*100

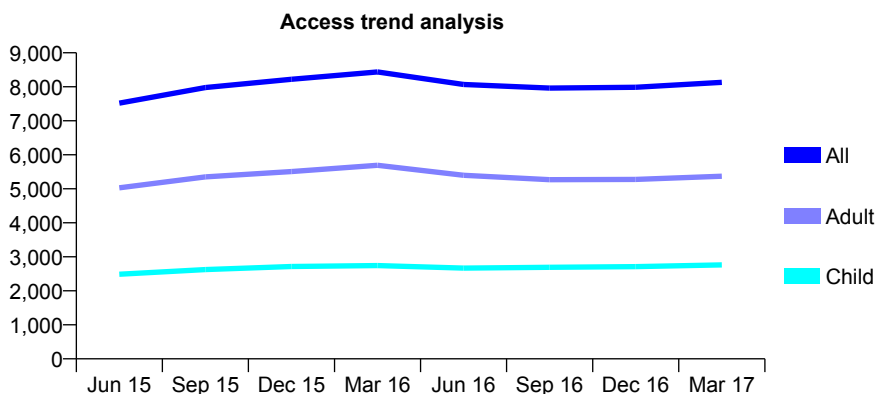
Q47 - Vital Signs At a Glance Contract Report for 125652/0001 - March 2017

Name or company name	Park House
Contract type name	GDS Contract
Purpose of contract	General
Contract start date	01/04/2014
Contract end date	

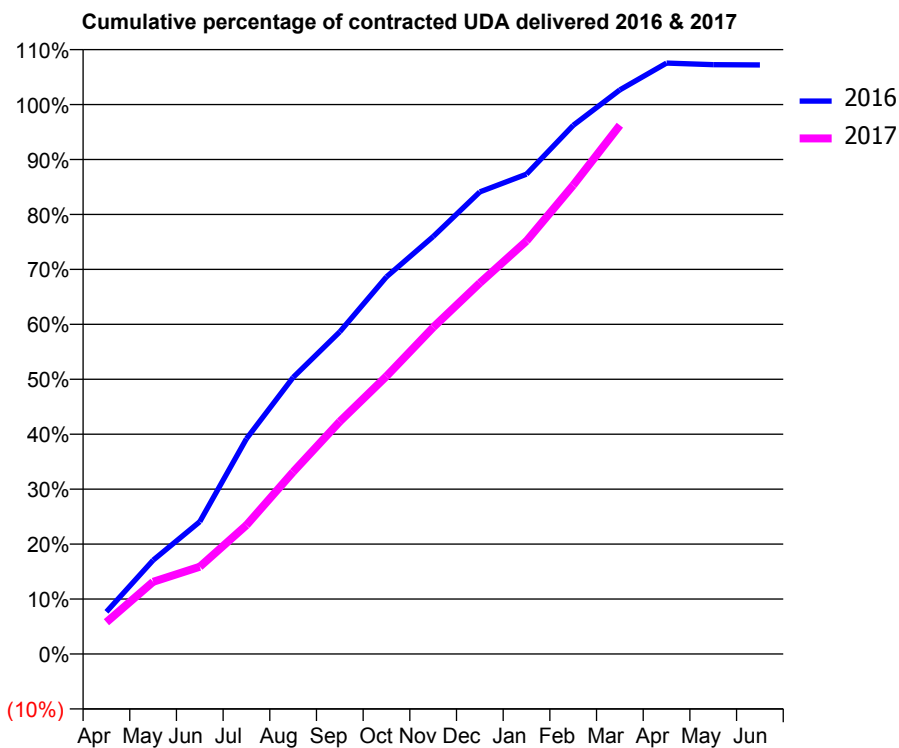
16/17 Contracted general activity (UDA)	25,000
Carry forward general activity (UDA)	-500
16/17 Contracted orthodontic activity (UOA)	0
Carry forward orthodontic activity (UOA)	0
Baseline contract value	£667,453.97

ACCESS*

Patients seen in 24 months	Total	Change since previous quarter
Quarter ending March 2016	8,437	
Quarter ending June 2016	8,069	↓
Quarter ending September 2016	7,961	↓
Quarter ending December 2016	7,988	→
Quarter ending March 2017	8,133	→
Variance since March 2016	(3.6%)	↓



ACTIVITY



Month	Adjusted Scheduled Activity (UDA)	
	2016	2017
April	1,920	1,449
May	4,266	3,287
June	6,022	3,973
July	9,794	5,864
August	12,586	8,281
September	14,663	10,575
October	17,159	12,643
November	18,993	14,859
December	21,027	16,878
January	21,832	18,791
February	24,054	21,329
March	25,664	24,058
April	26,884	
May	26,813	
June	26,799	

QUALITY

	Quantity	Base Number	Contract	AT	Region	England
% of FP17s for the same patient ID Re-attending within 3 months - Children	487	4,854	10.0%	13.2%	13.3%	12.3%
% of FP17s for the same patient ID Re-attending within 3 months - Adults	1,046	7,482	14.0%	17.3%	17.3%	16.7%
% of FP17s for the same patient ID Re-attending between 3 & 9 months - Children	2,805	4,854	57.8%	56.9%	58.9%	57.6%
% of FP17s for the same patient ID Re-attending between 3 & 9 months - Adults	3,703	7,482	49.5%	50.6%	52.2%	50.1%
% of FP17s for Band 1 Urgent Courses	738	11,836	6.2%	10.9%	9.2%	9.1%
% of FP17s Relating to Free Repair or Replacements	115	11,836	1.0%	0.9%	1.0%	0.8%
% of FP17s Relating to Continuations	49	11,836	0.4%	1.2%	1.4%	1.2%
% of Patients satisfied with the dentistry they have received	10	10	100.0%	92.2%	93.1%	92.8%
% of Patients satisfied with the time they had to wait for an appointment	10	10	100.0%	88.3%	89.5%	88.7%

* This is based on patients treated on this contract for their most recent course of treatment. Figures in italics indicate the base number of FP17s or Patient Questionnaire responses are less than 100. N/A is shown where the base number of responses is less than 10 during the period. % is calculated as Quantity/Base number*100

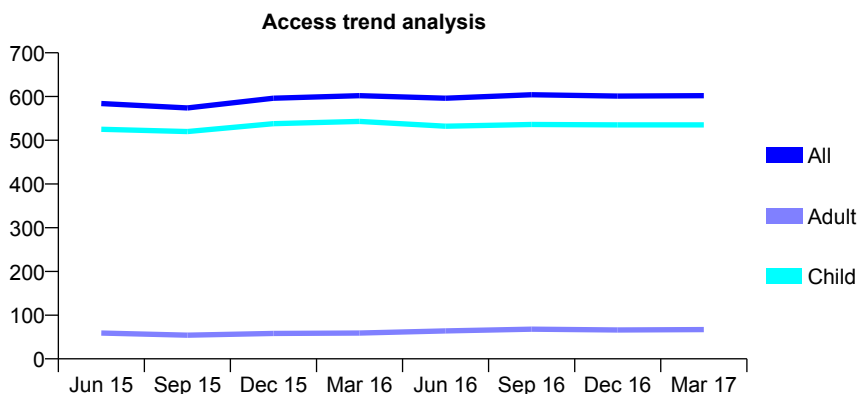
Q47 - Vital Signs At a Glance Contract Report for 126152/0001 - March 2017

Name or company name	Debra Jones
Contract type name	GDS Contract
Purpose of contract	General
Contract start date	01/04/2011
Contract end date	

16/17 Contracted general activity (UDA)	2,000
Carry forward general activity (UDA)	20
16/17 Contracted orthodontic activity (UOA)	0
Carry forward orthodontic activity (UOA)	0
Baseline contract value	£43,348.11

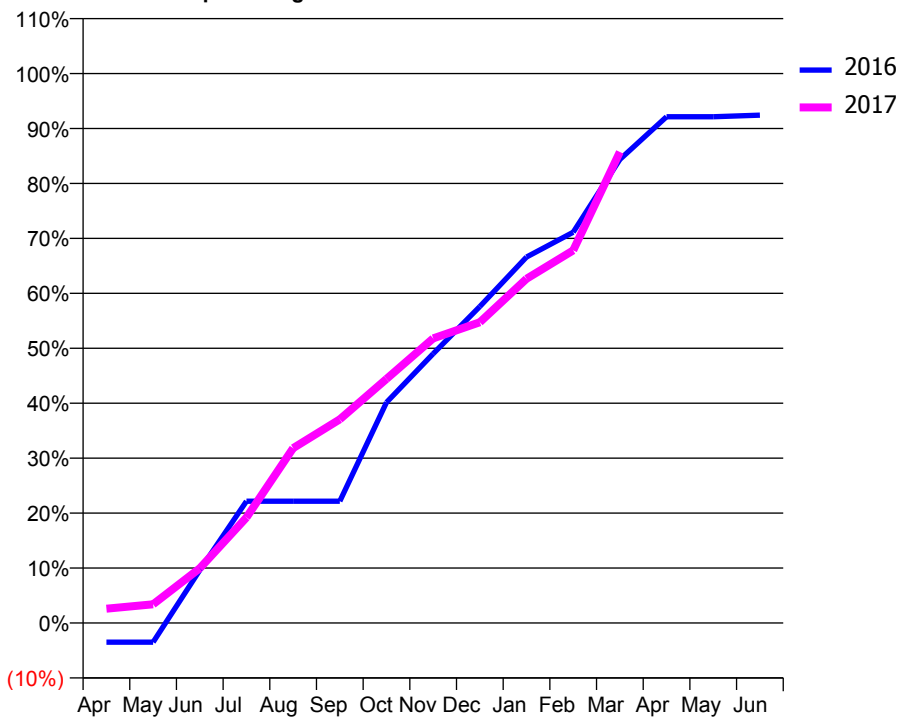
ACCESS*

Patients seen in 24 months	Total	Change since previous quarter
Quarter ending March 2016	602	
Quarter ending June 2016	596	→
Quarter ending September 2016	604	→
Quarter ending December 2016	601	→
Quarter ending March 2017	602	→
Variance since March 2016	0.0%	→



ACTIVITY

Cumulative percentage of contracted UDA delivered 2016 & 2017



Month	Adjusted Scheduled Activity (UDA)	
	2016	2017
April	-70	52
May	-70	68
June	192	199
July	443	384
August	443	636
September	443	741
October	803	888
November	980	1,036
December	1,152	1,095
January	1,332	1,253
February	1,422	1,356
March	1,687	1,714
April	1,842	
May	1,842	
June	1,848	

QUALITY

	Quantity	Base Number	Contract	AT	Region	England
% of FP17s for the same patient ID Re-attending within 3 months - Children	149	1,017	14.7%	13.2%	13.3%	12.3%
% of FP17s for the same patient ID Re-attending within 3 months - Adults	0	1	0.0%	17.3%	17.3%	16.7%
% of FP17s for the same patient ID Re-attending between 3 & 9 months - Children	671	1,017	66.0%	56.9%	58.9%	57.6%
% of FP17s for the same patient ID Re-attending between 3 & 9 months - Adults	0	1	0.0%	50.6%	52.2%	50.1%
% of FP17s for Band 1 Urgent Courses	7	941	0.7%	10.9%	9.2%	9.1%
% of FP17s Relating to Free Repair or Replacements	0	941	0.0%	0.9%	1.0%	0.8%
% of FP17s Relating to Continuations	23	941	2.4%	1.2%	1.4%	1.2%
% of Patients satisfied with the dentistry they have received	1	1	N/A	92.2%	93.1%	92.8%
% of Patients satisfied with the time they had to wait for an appointment	1	1	N/A	88.3%	89.5%	88.7%

* This is based on patients treated on this contract for their most recent course of treatment. Figures in italics indicate the base number of FP17s or Patient Questionnaire responses are less than 100. N/A is shown where the base number of responses is less than 10 during the period. % is calculated as Quantity/Base number*100

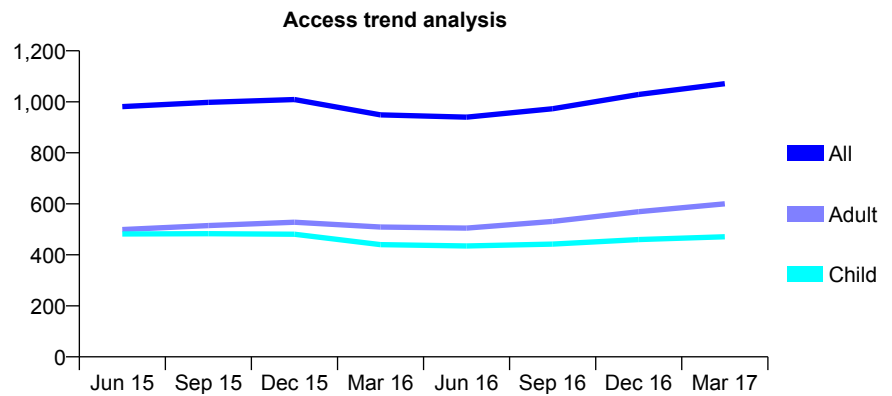
Q47 - Vital Signs At a Glance Contract Report for 126691/0001 - March 2017

Name or company name	Diamond Smiles Dental Centre
Contract type name	GDS Contract
Purpose of contract	General and Orthodontic
Contract start date	01/07/2009
Contract end date	

16/17 Contracted general activity (UDA)	3,299
Carry forward general activity (UDA)	97
16/17 Contracted orthodontic activity (UOA)	438
Carry forward orthodontic activity (UOA)	5
Baseline contract value	£104,984.15

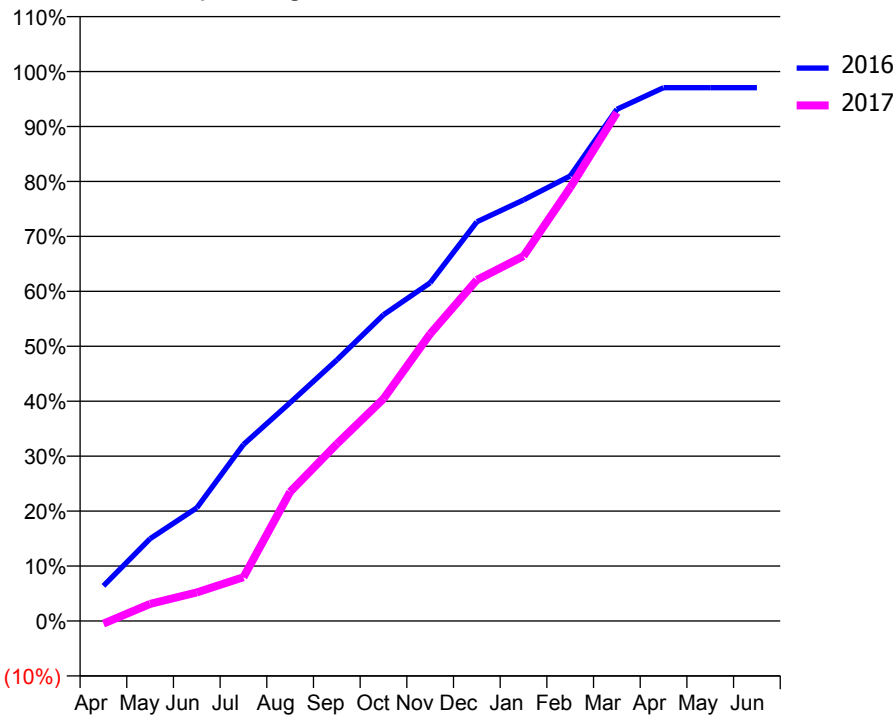
ACCESS*

Patients seen in 24 months	Total	Change since previous quarter
Quarter ending March 2016	949	
Quarter ending June 2016	940	→
Quarter ending September 2016	973	↑
Quarter ending December 2016	1,029	↑
Quarter ending March 2017	1,071	↑
Variance since March 2016	12.9%	↑



ACTIVITY

Cumulative percentage of contracted UDA delivered 2016 & 2017



Month	Adjusted Scheduled Activity (UDA)	
	2016	2017
April	211	-17
May	494	103
June	679	172
July	1,060	263
August	1,311	775
September	1,567	1,063
October	1,839	1,334
November	2,031	1,724
December	2,397	2,047
January	2,528	2,191
February	2,672	2,603
March	3,072	3,052
April	3,202	
May	3,202	
June	3,202	

QUALITY

	Quantity	Base Number	Contract	AT	Region	England
% of FP17s for the same patient ID Re-attending within 3 months - Children	85	786	10.8%	13.2%	13.3%	12.3%
% of FP17s for the same patient ID Re-attending within 3 months - Adults	96	709	13.5%	17.3%	17.3%	16.7%
% of FP17s for the same patient ID Re-attending between 3 & 9 months - Children	454	786	57.8%	56.9%	58.9%	57.6%
% of FP17s for the same patient ID Re-attending between 3 & 9 months - Adults	304	709	42.9%	50.6%	52.2%	50.1%
% of FP17s for Band 1 Urgent Courses	99	1,422	7.0%	10.9%	9.2%	9.1%
% of FP17s Relating to Free Repair or Replacements	13	1,422	0.9%	0.9%	1.0%	0.8%
% of FP17s Relating to Continuations	1	1,422	0.1%	1.2%	1.4%	1.2%
% of Patients satisfied with the dentistry they have received	3	3	N/A	92.2%	93.1%	92.8%
% of Patients satisfied with the time they had to wait for an appointment	3	3	N/A	88.3%	89.5%	88.7%

* This is based on patients treated on this contract for their most recent course of treatment. Figures in italics indicate the base number of FP17s or Patient Questionnaire responses are less than 100. N/A is shown where the base number of responses is less than 10 during the period. % is calculated as Quantity/Base number*100

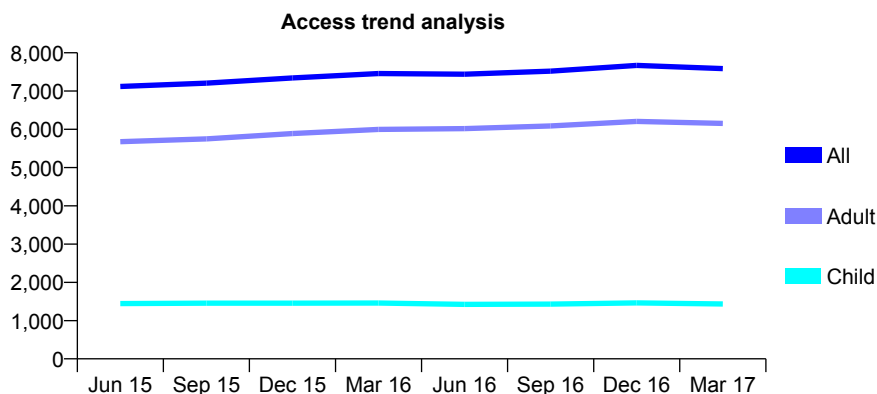
Q47 - Vital Signs At a Glance Contract Report for 127345/0001 - March 2017

Name or company name	Red Rose Dental
Contract type name	GDS Contract
Purpose of contract	General
Contract start date	01/09/2010
Contract end date	

16/17 Contracted general activity (UDA)	20,201
Carry forward general activity (UDA)	679
16/17 Contracted orthodontic activity (UOA)	0
Carry forward orthodontic activity (UOA)	0
Baseline contract value	£543,486.39

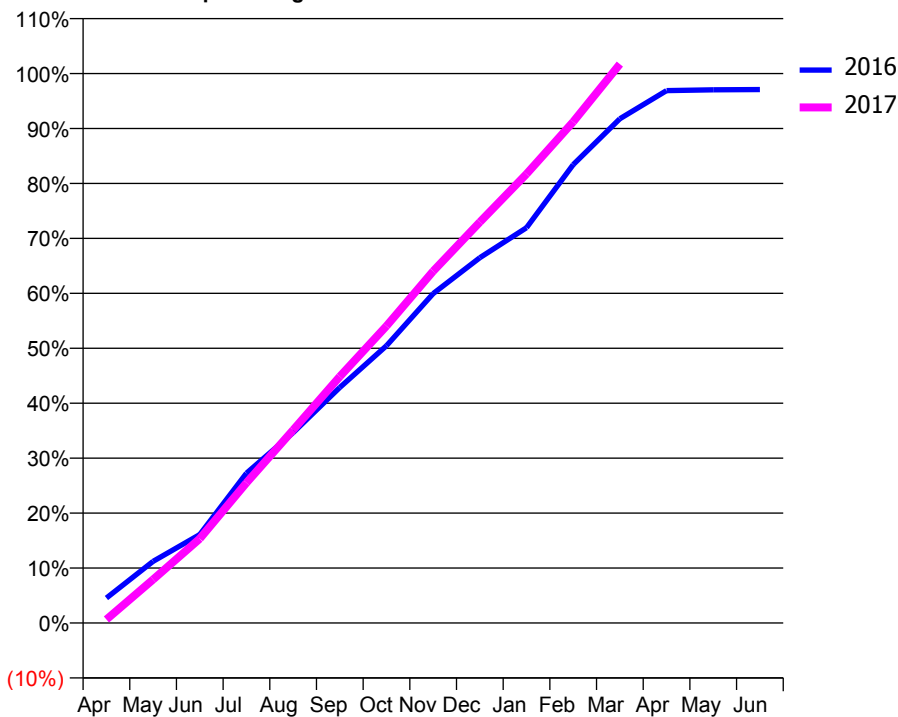
ACCESS*

Patients seen in 24 months	Total	Change since previous quarter
Quarter ending March 2016	7,458	
Quarter ending June 2016	7,442	→
Quarter ending September 2016	7,520	→
Quarter ending December 2016	7,669	→
Quarter ending March 2017	7,586	↓
Variance since March 2016	1.7%	→



ACTIVITY

Cumulative percentage of contracted UDA delivered 2016 & 2017



Month	Adjusted Scheduled Activity (UDA)	
	2016	2017
April	1,057	129
May	2,605	1,601
June	3,734	3,100
July	6,326	5,153
August	8,037	7,096
September	9,948	9,059
October	11,707	10,919
November	13,908	12,935
December	15,424	14,740
January	16,689	16,507
February	19,353	18,425
March	21,291	20,546
April	22,480	
May	22,511	
June	22,522	

QUALITY

	Quantity	Base Number	Contract	AT	Region	England
% of FP17s for the same patient ID Re-attending within 3 months - Children	124	2,118	5.9%	13.2%	13.3%	12.3%
% of FP17s for the same patient ID Re-attending within 3 months - Adults	1,315	9,343	14.1%	17.3%	17.3%	16.7%
% of FP17s for the same patient ID Re-attending between 3 & 9 months - Children	1,237	2,118	58.4%	56.9%	58.9%	57.6%
% of FP17s for the same patient ID Re-attending between 3 & 9 months - Adults	5,253	9,343	56.2%	50.6%	52.2%	50.1%
% of FP17s for Band 1 Urgent Courses	783	10,905	7.2%	10.9%	9.2%	9.1%
% of FP17s Relating to Free Repair or Replacements	74	10,905	0.7%	0.9%	1.0%	0.8%
% of FP17s Relating to Continuations	222	10,905	2.0%	1.2%	1.4%	1.2%
% of Patients satisfied with the dentistry they have received	15	16	93.8%	92.2%	93.1%	92.8%
% of Patients satisfied with the time they had to wait for an appointment	16	16	100.0%	88.3%	89.5%	88.7%

* This is based on patients treated on this contract for their most recent course of treatment. Figures in italics indicate the base number of FP17s or Patient Questionnaire responses are less than 100. N/A is shown where the base number of responses is less than 10 during the period. % is calculated as Quantity/Base number*100

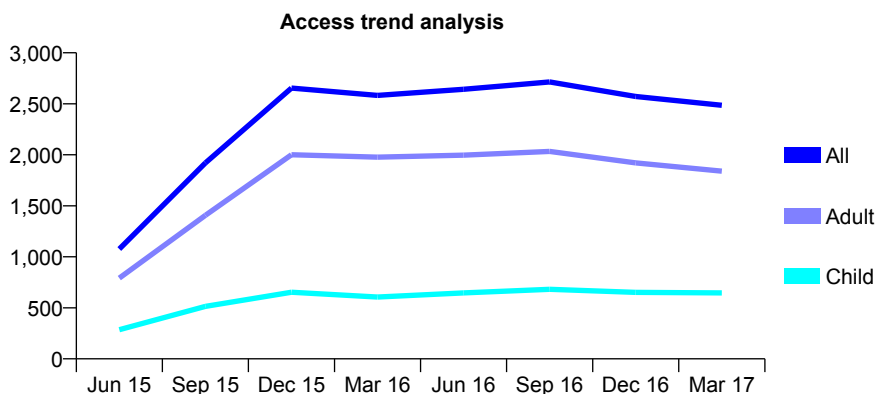
Q47 - Vital Signs At a Glance Contract Report for 129003/0001 - March 2017

Name or company name	Mr Assim Ghaffoor
Contract type name	GDS Contract
Purpose of contract	General
Contract start date	01/04/2015
Contract end date	

16/17 Contracted general activity (UDA)	8,874
Carry forward general activity (UDA)	31
16/17 Contracted orthodontic activity (UOA)	0
Carry forward orthodontic activity (UOA)	0
Baseline contract value	£165,074.90

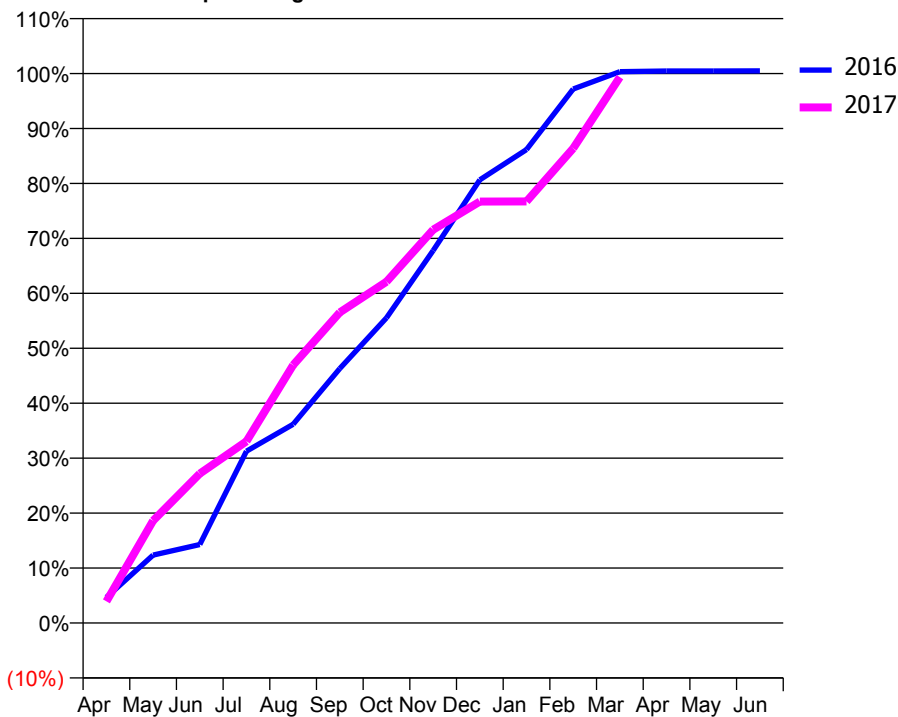
ACCESS*

Patients seen in 24 months	Total	Change since previous quarter
Quarter ending March 2016	2,583	
Quarter ending June 2016	2,643	↑
Quarter ending September 2016	2,715	↑
Quarter ending December 2016	2,572	↓
Quarter ending March 2017	2,486	↓
Variance since March 2016	(3.8%)	↓



ACTIVITY

Cumulative percentage of contracted UDA delivered 2016 & 2017



Month	Adjusted Scheduled Activity (UDA)	
	2016	2017
April	407	350
May	1,074	1,653
June	1,242	2,413
July	2,720	2,933
August	3,145	4,166
September	4,028	5,017
October	4,831	5,512
November	5,895	6,352
December	7,013	6,805
January	7,493	6,808
February	8,451	7,664
March	8,725	8,815
April	8,737	
May	8,737	
June	8,739	

QUALITY

	Quantity	Base Number	Contract	AT	Region	England
% of FP17s for the same patient ID Re-attending within 3 months - Children	105	1,299	8.1%	13.2%	13.3%	12.3%
% of FP17s for the same patient ID Re-attending within 3 months - Adults	389	3,432	11.3%	17.3%	17.3%	16.7%
% of FP17s for the same patient ID Re-attending between 3 & 9 months - Children	664	1,299	51.1%	56.9%	58.9%	57.6%
% of FP17s for the same patient ID Re-attending between 3 & 9 months - Adults	1,667	3,432	48.6%	50.6%	52.2%	50.1%
% of FP17s for Band 1 Urgent Courses	273	4,729	5.8%	10.9%	9.2%	9.1%
% of FP17s Relating to Free Repair or Replacements	78	4,729	1.6%	0.9%	1.0%	0.8%
% of FP17s Relating to Continuations	39	4,729	0.8%	1.2%	1.4%	1.2%
% of Patients satisfied with the dentistry they have received	12	13	92.3%	92.2%	93.1%	92.8%
% of Patients satisfied with the time they had to wait for an appointment	12	13	92.3%	88.3%	89.5%	88.7%

* This is based on patients treated on this contract for their most recent course of treatment. Figures in italics indicate the base number of FP17s or Patient Questionnaire responses are less than 100. N/A is shown where the base number of responses is less than 10 during the period. % is calculated as Quantity/Base number*100

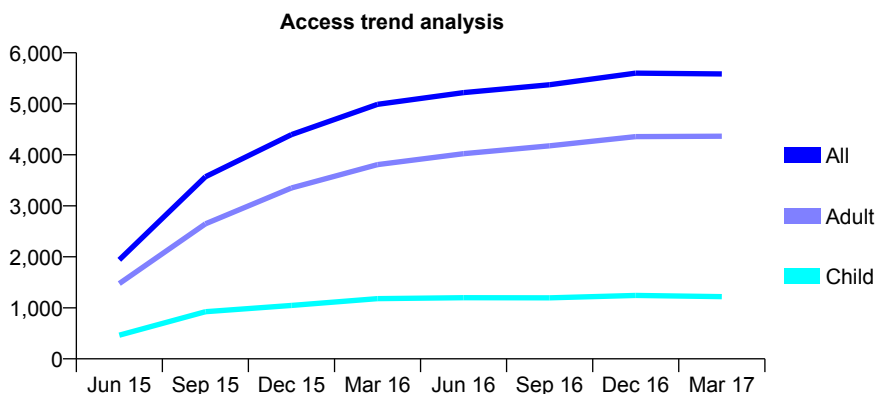
Q47 - Vital Signs At a Glance Contract Report for 129003/0002 - March 2017

Name or company name	Mr Assim Ghaffoor
Contract type name	GDS Contract
Purpose of contract	General
Contract start date	01/04/2015
Contract end date	

16/17 Contracted general activity (UDA)	16,250
Carry forward general activity (UDA)	0
16/17 Contracted orthodontic activity (UOA)	0
Carry forward orthodontic activity (UOA)	0
Baseline contract value	£359,262.11

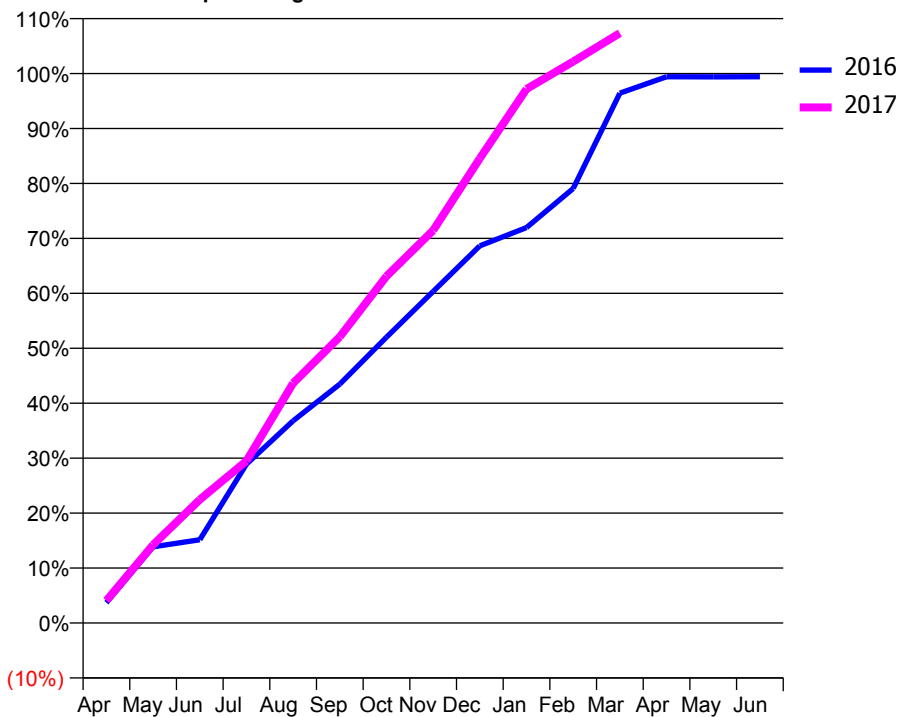
ACCESS*

Patients seen in 24 months	Total	Change since previous quarter
Quarter ending March 2016	4,989	
Quarter ending June 2016	5,219	↑
Quarter ending September 2016	5,374	↑
Quarter ending December 2016	5,601	↑
Quarter ending March 2017	5,585	→
Variance since March 2016	11.9%	↑



ACTIVITY

Cumulative percentage of contracted UDA delivered 2016 & 2017



Month	Adjusted Scheduled Activity (UDA)	
	2016	2017
April	699	666
May	2,617	2,313
June	2,862	3,649
July	5,456	4,793
August	6,946	7,093
September	8,205	8,465
October	9,817	10,256
November	11,389	11,612
December	12,955	13,743
January	13,583	15,793
February	14,925	16,605
March	18,200	17,444
April	18,762	
May	18,757	
June	18,762	

QUALITY

	Quantity	Base Number	Contract	AT	Region	England
% of FP17s for the same patient ID Re-attending within 3 months - Children	244	2,244	10.9%	13.2%	13.3%	12.3%
% of FP17s for the same patient ID Re-attending within 3 months - Adults	1,214	7,561	16.1%	17.3%	17.3%	16.7%
% of FP17s for the same patient ID Re-attending between 3 & 9 months - Children	1,313	2,244	58.5%	56.9%	58.9%	57.6%
% of FP17s for the same patient ID Re-attending between 3 & 9 months - Adults	4,089	7,561	54.1%	50.6%	52.2%	50.1%
% of FP17s for Band 1 Urgent Courses	613	9,494	6.5%	10.9%	9.2%	9.1%
% of FP17s Relating to Free Repair or Replacements	258	9,494	2.7%	0.9%	1.0%	0.8%
% of FP17s Relating to Continuations	133	9,494	1.4%	1.2%	1.4%	1.2%
% of Patients satisfied with the dentistry they have received	8	10	80.0%	92.2%	93.1%	92.8%
% of Patients satisfied with the time they had to wait for an appointment	8	10	80.0%	88.3%	89.5%	88.7%

* This is based on patients treated on this contract for their most recent course of treatment. Figures in italics indicate the base number of FP17s or Patient Questionnaire responses are less than 100. N/A is shown where the base number of responses is less than 10 during the period. % is calculated as Quantity/Base number*100

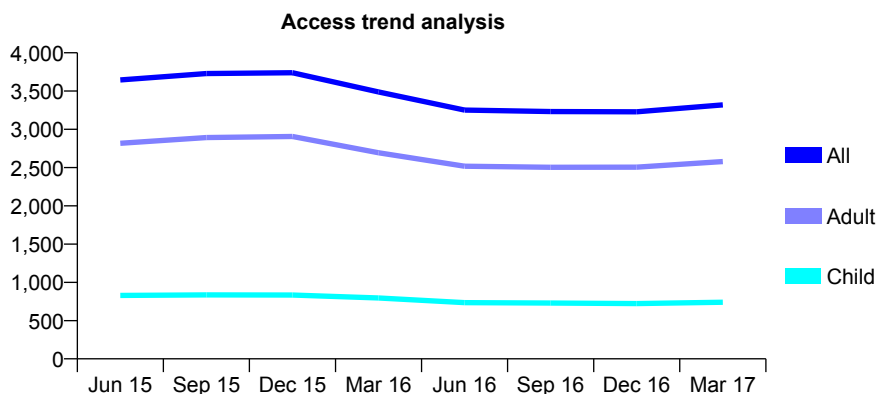
Q47 - Vital Signs At a Glance Contract Report for 129623/0002 - March 2017

Name or company name	Diamond Dental Care
Contract type name	GDS Contract
Purpose of contract	General
Contract start date	01/12/2013
Contract end date	

16/17 Contracted general activity (UDA)	10,465
Carry forward general activity (UDA)	-157
16/17 Contracted orthodontic activity (UOA)	0
Carry forward orthodontic activity (UOA)	0
Baseline contract value	£224,481.05

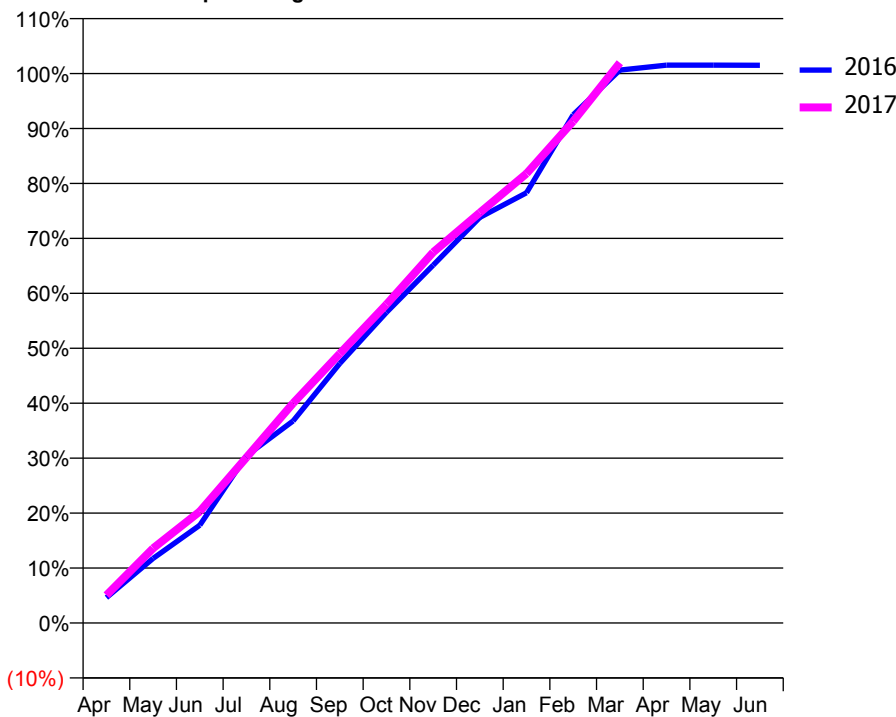
ACCESS*

Patients seen in 24 months	Total	Change since previous quarter
Quarter ending March 2016	3,489	
Quarter ending June 2016	3,251	↓
Quarter ending September 2016	3,233	→
Quarter ending December 2016	3,228	→
Quarter ending March 2017	3,319	↑
Variance since March 2016	(4.9%)	↓



ACTIVITY

Cumulative percentage of contracted UDA delivered 2016 & 2017



Month	Adjusted Scheduled Activity (UDA)	
	2016	2017
April	484	530
May	1,230	1,423
June	1,862	2,125
July	3,186	3,152
August	3,847	4,185
September	4,943	5,130
October	5,915	6,067
November	6,815	7,062
December	7,723	7,815
January	8,195	8,559
February	9,681	9,555
March	10,530	10,669
April	10,624	
May	10,623	
June	10,622	

QUALITY

	Quantity	Base Number	Contract	AT	Region	England
% of FP17s for the same patient ID Re-attending within 3 months - Children	59	1,091	5.4%	13.2%	13.3%	12.3%
% of FP17s for the same patient ID Re-attending within 3 months - Adults	580	3,947	14.7%	17.3%	17.3%	16.7%
% of FP17s for the same patient ID Re-attending between 3 & 9 months - Children	674	1,091	61.8%	56.9%	58.9%	57.6%
% of FP17s for the same patient ID Re-attending between 3 & 9 months - Adults	2,333	3,947	59.1%	50.6%	52.2%	50.1%
% of FP17s for Band 1 Urgent Courses	332	4,983	6.7%	10.9%	9.2%	9.1%
% of FP17s Relating to Free Repair or Replacements	51	4,983	1.0%	0.9%	1.0%	0.8%
% of FP17s Relating to Continuations	97	4,983	1.9%	1.2%	1.4%	1.2%
% of Patients satisfied with the dentistry they have received	7	8	N/A	92.2%	93.1%	92.8%
% of Patients satisfied with the time they had to wait for an appointment	6	8	N/A	88.3%	89.5%	88.7%

* This is based on patients treated on this contract for their most recent course of treatment. Figures in italics indicate the base number of FP17s or Patient Questionnaire responses are less than 100. N/A is shown where the base number of responses is less than 10 during the period. % is calculated as Quantity/Base number*100

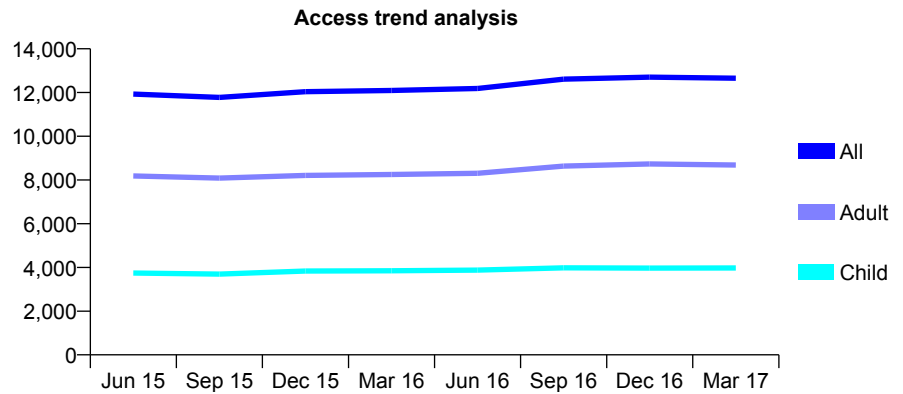
Q47 - Vital Signs At a Glance Contract Report for 131423/0001 - March 2017

Name or company name	Railway Road Dental Practice Partnership
Contract type name	GDS Contract
Purpose of contract	General
Contract start date	01/04/2010
Contract end date	

16/17 Contracted general activity (UDA)	39,500
Carry forward general activity (UDA)	750
16/17 Contracted orthodontic activity (UOA)	0
Carry forward orthodontic activity (UOA)	0
Baseline contract value	£1,093,575.77

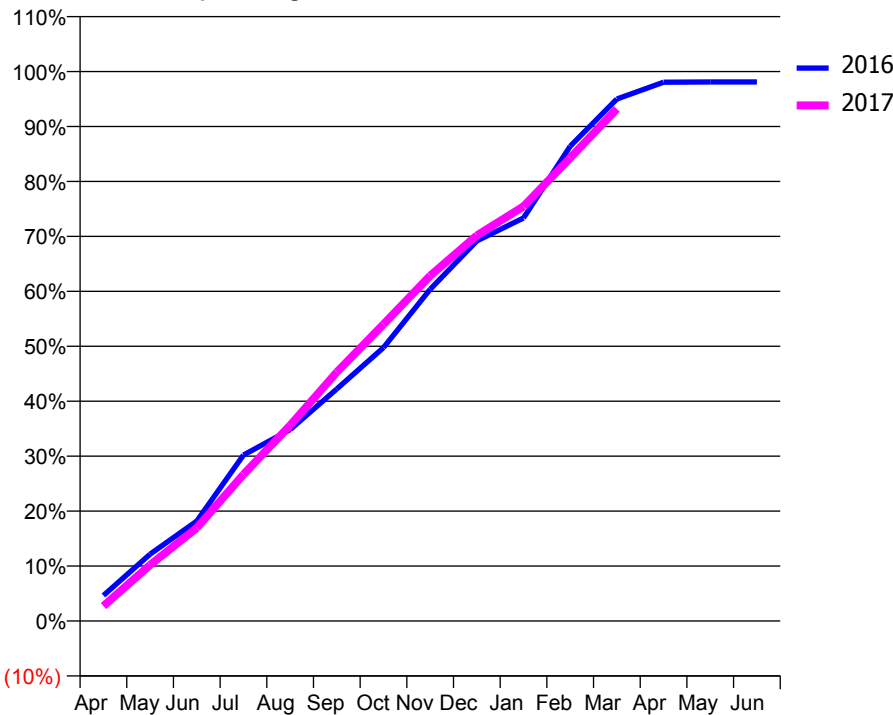
ACCESS*

Patients seen in 24 months	Total	Change since previous quarter
Quarter ending March 2016	12,096	
Quarter ending June 2016	12,184	→
Quarter ending September 2016	12,613	↑
Quarter ending December 2016	12,701	→
Quarter ending March 2017	12,656	→
Variance since March 2016	4.6%	↑



ACTIVITY

Cumulative percentage of contracted UDA delivered 2016 & 2017



Month	Adjusted Scheduled Activity (UDA)	
	2016	2017
April	1,840	1,081
May	4,810	4,029
June	7,187	6,700
July	11,925	10,541
August	13,764	14,066
September	16,684	17,891
October	19,659	21,328
November	23,844	24,823
December	27,327	27,718
January	28,974	29,808
February	34,132	33,295
March	37,518	36,817
April	38,731	
May	38,746	
June	38,750	

QUALITY

	Quantity	Base Number	Contract	AT	Region	England
% of FP17s for the same patient ID Re-attending within 3 months - Children	285	4,816	5.9%	13.2%	13.3%	12.3%
% of FP17s for the same patient ID Re-attending within 3 months - Adults	1,162	9,541	12.2%	17.3%	17.3%	16.7%
% of FP17s for the same patient ID Re-attending between 3 & 9 months - Children	1,950	4,816	40.5%	56.9%	58.9%	57.6%
% of FP17s for the same patient ID Re-attending between 3 & 9 months - Adults	3,492	9,541	36.6%	50.6%	52.2%	50.1%
% of FP17s for Band 1 Urgent Courses	993	13,914	7.1%	10.9%	9.2%	9.1%
% of FP17s Relating to Free Repair or Replacements	69	13,914	0.5%	0.9%	1.0%	0.8%
% of FP17s Relating to Continuations	230	13,914	1.7%	1.2%	1.4%	1.2%
% of Patients satisfied with the dentistry they have received	26	28	92.9%	92.2%	93.1%	92.8%
% of Patients satisfied with the time they had to wait for an appointment	26	28	92.9%	88.3%	89.5%	88.7%

* This is based on patients treated on this contract for their most recent course of treatment. Figures in italics indicate the base number of FP17s or Patient Questionnaire responses are less than 100. N/A is shown where the base number of responses is less than 10 during the period. % is calculated as Quantity/Base number*100

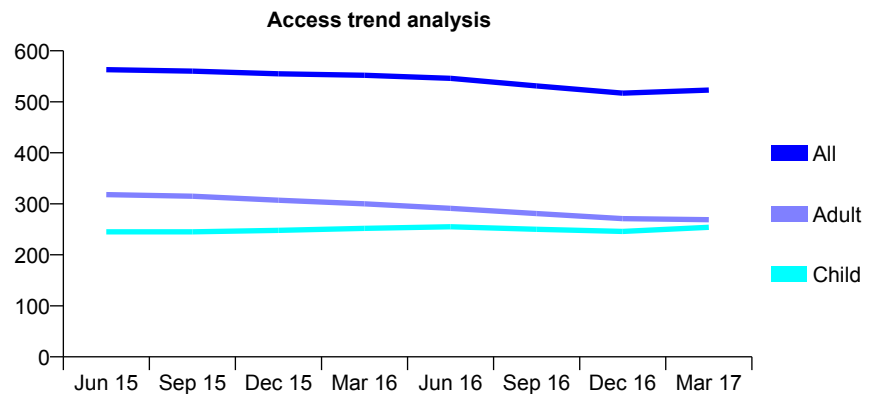
Q47 - Vital Signs At a Glance Contract Report for 131555/0001 - March 2017

Name or company name	Station House Dental Practice
Contract type name	GDS Contract
Purpose of contract	General
Contract start date	07/02/2011
Contract end date	

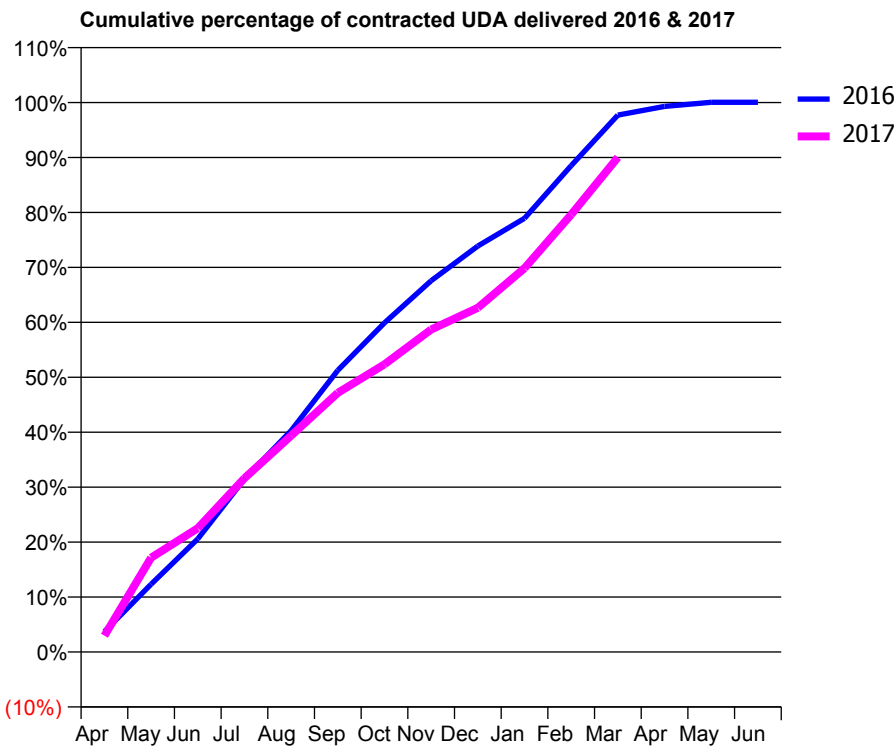
16/17 Contracted general activity (UDA)	1,600
Carry forward general activity (UDA)	-1
16/17 Contracted orthodontic activity (UOA)	0
Carry forward orthodontic activity (UOA)	0
Baseline contract value	£39,720.80

ACCESS*

Patients seen in 24 months	Total	Change since previous quarter
Quarter ending March 2016	552	
Quarter ending June 2016	546	↓
Quarter ending September 2016	531	↓
Quarter ending December 2016	517	↓
Quarter ending March 2017	523	→
Variance since March 2016	(5.3%)	↓



ACTIVITY



Month	Adjusted Scheduled Activity (UDA)	
	2016	2017
April	60	48
May	198	275
June	329	360
July	504	506
August	645	630
September	820	755
October	958	838
November	1,081	939
December	1,182	1,002
January	1,263	1,118
February	1,416	1,274
March	1,563	1,440
April	1,589	
May	1,601	
June	1,601	

QUALITY

	Quantity	Base Number	Contract	AT	Region	England
% of FP17s for the same patient ID Re-attending within 3 months - Children	97	527	18.4%	13.2%	13.3%	12.3%
% of FP17s for the same patient ID Re-attending within 3 months - Adults	94	389	24.2%	17.3%	17.3%	16.7%
% of FP17s for the same patient ID Re-attending between 3 & 9 months - Children	313	527	59.4%	56.9%	58.9%	57.6%
% of FP17s for the same patient ID Re-attending between 3 & 9 months - Adults	229	389	58.9%	50.6%	52.2%	50.1%
% of FP17s for Band 1 Urgent Courses	111	896	12.4%	10.9%	9.2%	9.1%
% of FP17s Relating to Free Repair or Replacements	8	896	0.9%	0.9%	1.0%	0.8%
% of FP17s Relating to Continuations	1	896	0.1%	1.2%	1.4%	1.2%
% of Patients satisfied with the dentistry they have received	2	2	N/A	92.2%	93.1%	92.8%
% of Patients satisfied with the time they had to wait for an appointment	2	2	N/A	88.3%	89.5%	88.7%

* This is based on patients treated on this contract for their most recent course of treatment. Figures in italics indicate the base number of FP17s or Patient Questionnaire responses are less than 100. N/A is shown where the base number of responses is less than 10 during the period. % is calculated as Quantity/Base number*100

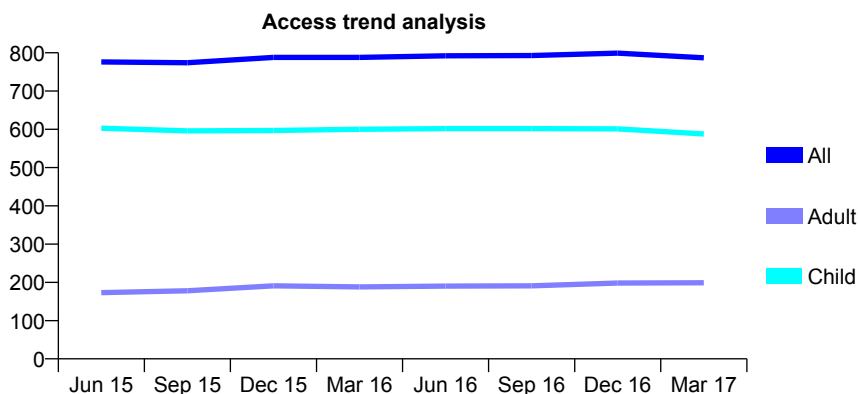
Q47 - Vital Signs At a Glance Contract Report for 134341/0001 - March 2017

Name or company name	The Macfarlane Dental Partnership
Contract type name	GDS Contract
Purpose of contract	General and Orthodontic
Contract start date	01/01/2012
Contract end date	

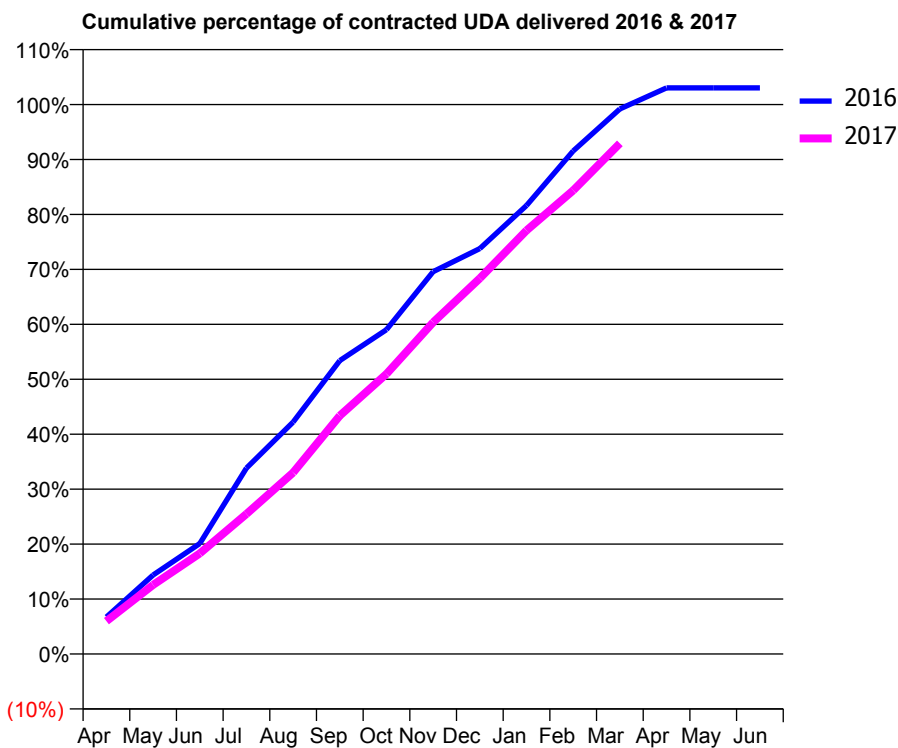
16/17 Contracted general activity (UDA)	2,016
Carry forward general activity (UDA)	-40
16/17 Contracted orthodontic activity (UOA)	576
Carry forward orthodontic activity (UOA)	-3
Baseline contract value	£94,252.35

ACCESS*

Patients seen in 24 months	Total	Change since previous quarter
Quarter ending March 2016	788	
Quarter ending June 2016	792	→
Quarter ending September 2016	793	→
Quarter ending December 2016	799	→
Quarter ending March 2017	787	↓
Variance since March 2016	(0.1%)	→



ACTIVITY



Month	Adjusted Scheduled Activity (UDA)	
	2016	2017
April	136	121
May	290	254
June	405	369
July	682	514
August	851	666
September	1,077	874
October	1,190	1,028
November	1,403	1,217
December	1,488	1,379
January	1,645	1,554
February	1,846	1,701
March	2,000	1,873
April	2,077	
May	2,077	
June	2,077	

QUALITY

	Quantity	Base Number	Contract	AT	Region	England
% of FP17s for the same patient ID Re-attending within 3 months - Children	132	1,103	12.0%	13.2%	13.3%	12.3%
% of FP17s for the same patient ID Re-attending within 3 months - Adults	12	173	6.9%	17.3%	17.3%	16.7%
% of FP17s for the same patient ID Re-attending between 3 & 9 months - Children	758	1,103	68.7%	56.9%	58.9%	57.6%
% of FP17s for the same patient ID Re-attending between 3 & 9 months - Adults	117	173	67.6%	50.6%	52.2%	50.1%
% of FP17s for Band 1 Urgent Courses	62	1,177	5.3%	10.9%	9.2%	9.1%
% of FP17s Relating to Free Repair or Replacements	0	1,177	0.0%	0.9%	1.0%	0.8%
% of FP17s Relating to Continuations	23	1,177	2.0%	1.2%	1.4%	1.2%
% of Patients satisfied with the dentistry they have received	2	2	N/A	92.2%	93.1%	92.8%
% of Patients satisfied with the time they had to wait for an appointment	2	2	N/A	88.3%	89.5%	88.7%

* This is based on patients treated on this contract for their most recent course of treatment. Figures in italics indicate the base number of FP17s or Patient Questionnaire responses are less than 100. N/A is shown where the base number of responses is less than 10 during the period. % is calculated as Quantity/Base number*100

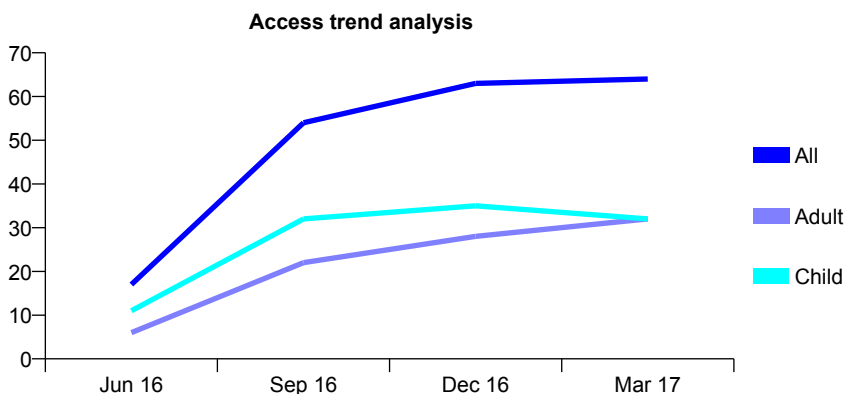
Q47 - Vital Signs At a Glance Contract Report for 135836/0001 - March 2017

Name or company name	N M Ward Associates Ltd
Contract type name	GDS Contract
Purpose of contract	General
Contract start date	01/12/2015
Contract end date	

16/17 Contracted general activity (UDA)	250
Carry forward general activity (UDA)	0
16/17 Contracted orthodontic activity (UOA)	0
Carry forward orthodontic activity (UOA)	0
Baseline contract value	£12,636.90

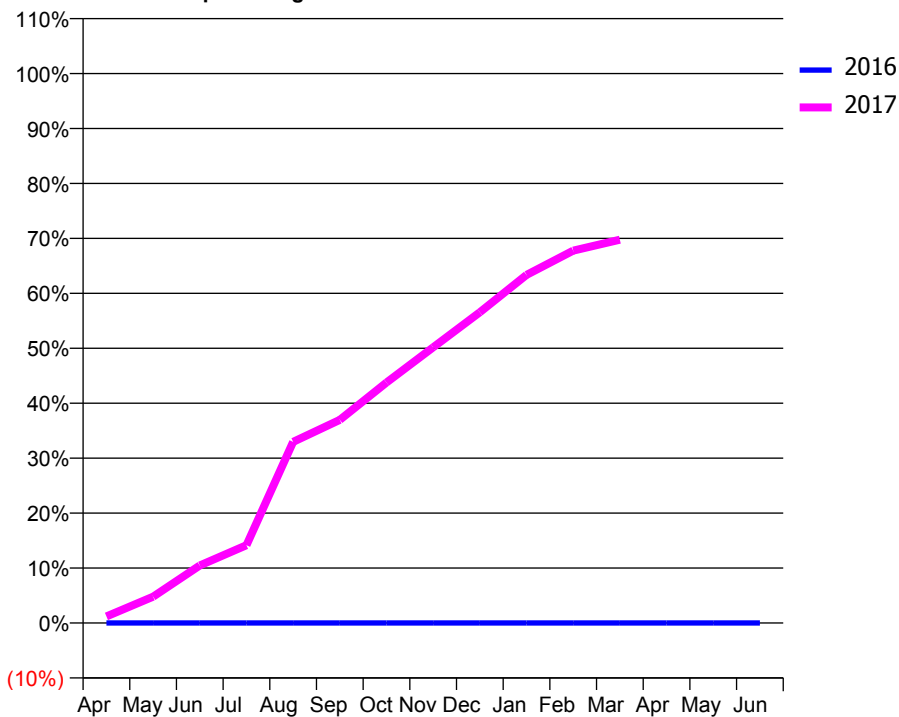
ACCESS*

Patients seen in 24 months	Total	Change since previous quarter
Quarter ending March 2016	0	
Quarter ending June 2016	17	↑
Quarter ending September 2016	54	↑
Quarter ending December 2016	63	↑
Quarter ending March 2017	64	→
Variance since March 2016	N/A	



ACTIVITY

Cumulative percentage of contracted UDA delivered 2016 & 2017



Month	Adjusted Scheduled Activity (UDA)	
	2016	2017
April	0	3
May	0	12
June	0	26
July	0	35
August	0	82
September	0	92
October	0	109
November	0	125
December	0	141
January	0	158
February	0	169
March	0	174
April	0	
May	0	
June	0	

QUALITY

	Quantity	Base Number	Contract	AT	Region	England
% of FP17s for the same patient ID Re-attending within 3 months - Children	2	68	2.9%	13.2%	13.3%	12.3%
% of FP17s for the same patient ID Re-attending within 3 months - Adults	1	39	2.6%	17.3%	17.3%	16.7%
% of FP17s for the same patient ID Re-attending between 3 & 9 months - Children	20	68	29.4%	56.9%	58.9%	57.6%
% of FP17s for the same patient ID Re-attending between 3 & 9 months - Adults	14	39	35.9%	50.6%	52.2%	50.1%
% of FP17s for Band 1 Urgent Courses	2	107	1.9%	10.9%	9.2%	9.1%
% of FP17s Relating to Free Repair or Replacements	0	107	0.0%	0.9%	1.0%	0.8%
% of FP17s Relating to Continuations	1	107	0.9%	1.2%	1.4%	1.2%
% of Patients satisfied with the dentistry they have received	0	0	N/A	92.2%	93.1%	92.8%
% of Patients satisfied with the time they had to wait for an appointment	0	0	N/A	88.3%	89.5%	88.7%

* This is based on patients treated on this contract for their most recent course of treatment. Figures in italics indicate the base number of FP17s or Patient Questionnaire responses are less than 100. N/A is shown where the base number of responses is less than 10 during the period. % is calculated as Quantity/Base number*100

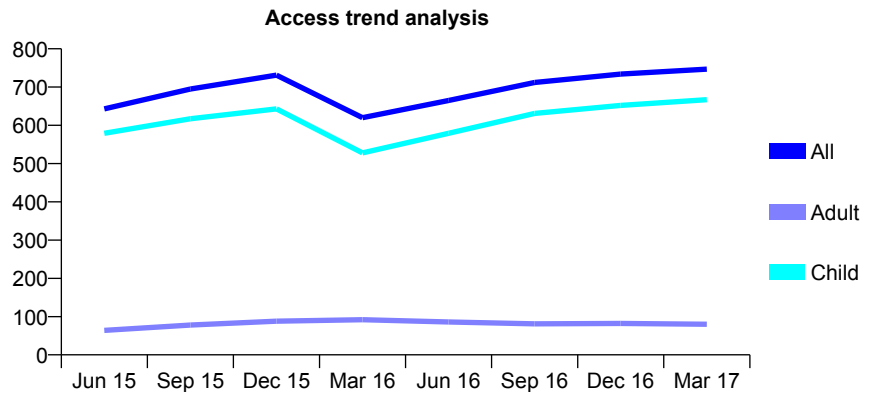
Q47 - Vital Signs At a Glance Contract Report for 137162/0001 - March 2017

Name or company name	Oakland Family Dental Practice
Contract type name	GDS Contract
Purpose of contract	General and Orthodontic
Contract start date	01/04/2014
Contract end date	

16/17 Contracted general activity (UDA)	1,800
Carry forward general activity (UDA)	-15
16/17 Contracted orthodontic activity (UOA)	877
Carry forward orthodontic activity (UOA)	-18
Baseline contract value	£103,502.11

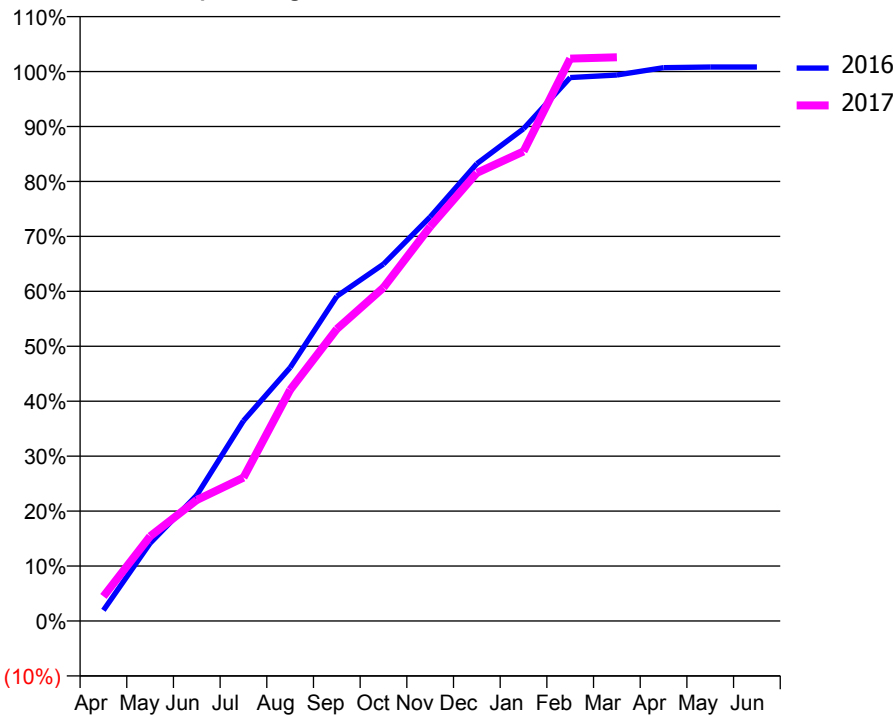
ACCESS*

Patients seen in 24 months	Total	Change since previous quarter
Quarter ending March 2016	620	
Quarter ending June 2016	665	↑
Quarter ending September 2016	712	↑
Quarter ending December 2016	734	↑
Quarter ending March 2017	747	→
Variance since March 2016	20.5%	↑



ACTIVITY

Cumulative percentage of contracted UDA delivered 2016 & 2017



Month	Adjusted Scheduled Activity (UDA)	
	2016	2017
April	35	81
May	255	277
June	412	396
July	656	470
August	830	757
September	1,064	956
October	1,169	1,092
November	1,324	1,292
December	1,498	1,468
January	1,612	1,538
February	1,780	1,842
March	1,788	1,846
April	1,813	
May	1,815	
June	1,815	

QUALITY

	Quantity	Base Number	Contract	AT	Region	England
% of FP17s for the same patient ID Re-attending within 3 months - Children	297	1,385	21.4%	13.2%	13.3%	12.3%
% of FP17s for the same patient ID Re-attending within 3 months - Adults	6	34	17.6%	17.3%	17.3%	16.7%
% of FP17s for the same patient ID Re-attending between 3 & 9 months - Children	567	1,385	40.9%	56.9%	58.9%	57.6%
% of FP17s for the same patient ID Re-attending between 3 & 9 months - Adults	11	34	32.4%	50.6%	52.2%	50.1%
% of FP17s for Band 1 Urgent Courses	42	1,272	3.3%	10.9%	9.2%	9.1%
% of FP17s Relating to Free Repair or Replacements	0	1,272	0.0%	0.9%	1.0%	0.8%
% of FP17s Relating to Continuations	0	1,272	0.0%	1.2%	1.4%	1.2%
% of Patients satisfied with the dentistry they have received	1	1	N/A	92.2%	93.1%	92.8%
% of Patients satisfied with the time they had to wait for an appointment	1	1	N/A	88.3%	89.5%	88.7%

* This is based on patients treated on this contract for their most recent course of treatment. Figures in italics indicate the base number of FP17s or Patient Questionnaire responses are less than 100. N/A is shown where the base number of responses is less than 10 during the period. % is calculated as Quantity/Base number*100

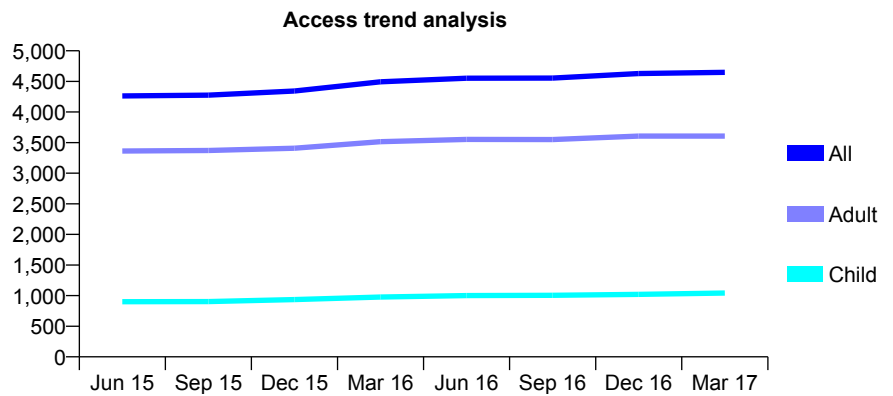
Q47 - Vital Signs At a Glance Contract Report for 140104/0001 - March 2017

Name or company name	York Dental Practice
Contract type name	GDS Contract
Purpose of contract	General
Contract start date	01/04/2013
Contract end date	

16/17 Contracted general activity (UDA)	13,865
Carry forward general activity (UDA)	-11
16/17 Contracted orthodontic activity (UOA)	0
Carry forward orthodontic activity (UOA)	0
Baseline contract value	£397,123.86

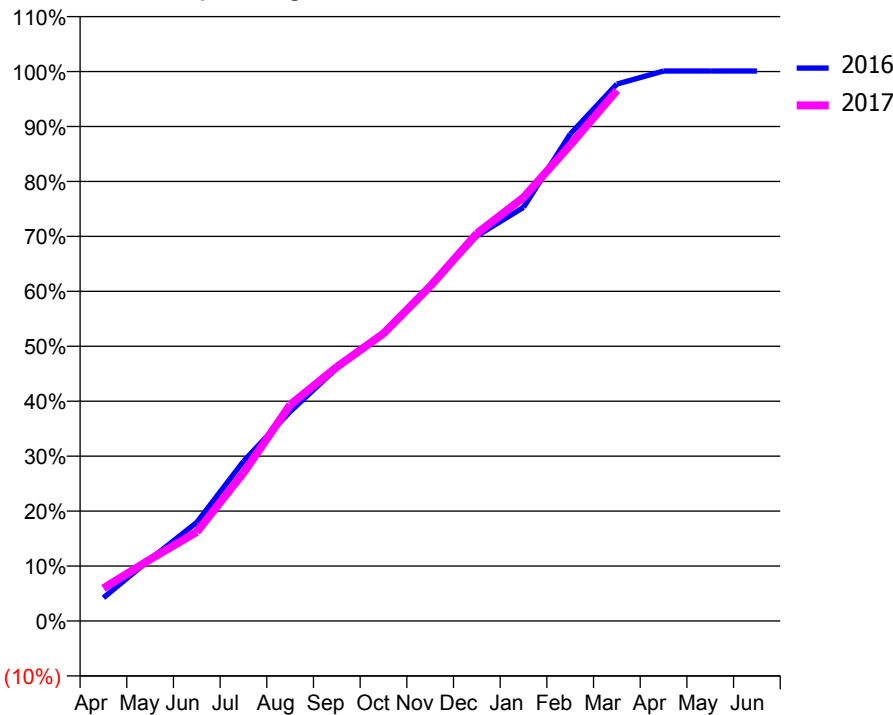
ACCESS*

Patients seen in 24 months	Total	Change since previous quarter
Quarter ending March 2016	4,493	
Quarter ending June 2016	4,553	→
Quarter ending September 2016	4,555	→
Quarter ending December 2016	4,628	→
Quarter ending March 2017	4,649	→
Variance since March 2016	3.5%	↑



ACTIVITY

Cumulative percentage of contracted UDA delivered 2016 & 2017



Month	Adjusted Scheduled Activity (UDA)	
	2016	2017
April	589	825
May	1,560	1,558
June	2,489	2,250
July	4,028	3,740
August	5,283	5,456
September	6,380	6,412
October	7,240	7,254
November	8,479	8,448
December	9,715	9,780
January	10,440	10,688
February	12,286	12,010
March	13,548	13,390
April	13,876	
May	13,876	
June	13,876	

QUALITY

	Quantity	Base Number	Contract	AT	Region	England
% of FP17s for the same patient ID Re-attending within 3 months - Children	206	1,693	12.2%	13.2%	13.3%	12.3%
% of FP17s for the same patient ID Re-attending within 3 months - Adults	775	5,349	14.5%	17.3%	17.3%	16.7%
% of FP17s for the same patient ID Re-attending between 3 & 9 months - Children	992	1,693	58.6%	56.9%	58.9%	57.6%
% of FP17s for the same patient ID Re-attending between 3 & 9 months - Adults	3,067	5,349	57.3%	50.6%	52.2%	50.1%
% of FP17s for Band 1 Urgent Courses	540	6,894	7.8%	10.9%	9.2%	9.1%
% of FP17s Relating to Free Repair or Replacements	88	6,894	1.3%	0.9%	1.0%	0.8%
% of FP17s Relating to Continuations	27	6,894	0.4%	1.2%	1.4%	1.2%
% of Patients satisfied with the dentistry they have received	13	14	92.9%	92.2%	93.1%	92.8%
% of Patients satisfied with the time they had to wait for an appointment	14	14	100.0%	88.3%	89.5%	88.7%

* This is based on patients treated on this contract for their most recent course of treatment. Figures in italics indicate the base number of FP17s or Patient Questionnaire responses are less than 100. N/A is shown where the base number of responses is less than 10 during the period. % is calculated as Quantity/Base number*100

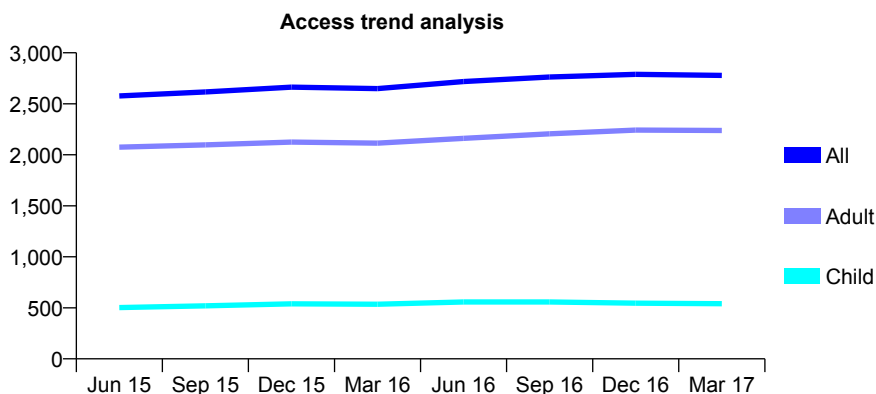
Q47 - Vital Signs At a Glance Contract Report for 141674/0001 - March 2017

Name or company name	Aesthetic Dental Solutions
Contract type name	GDS Contract
Purpose of contract	General
Contract start date	18/11/2009
Contract end date	

16/17 Contracted general activity (UDA)	10,841
Carry forward general activity (UDA)	-197
16/17 Contracted orthodontic activity (UOA)	0
Carry forward orthodontic activity (UOA)	0
Baseline contract value	£266,831.08

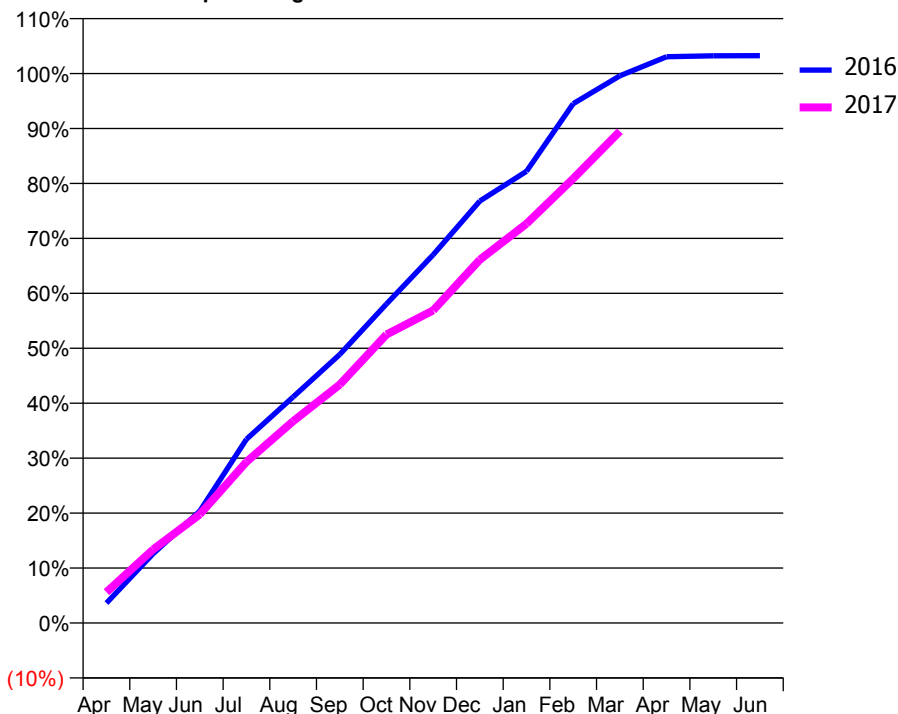
ACCESS*

Patients seen in 24 months	Total	Change since previous quarter
Quarter ending March 2016	2,649	
Quarter ending June 2016	2,718	↑
Quarter ending September 2016	2,763	→
Quarter ending December 2016	2,789	→
Quarter ending March 2017	2,779	→
Variance since March 2016	4.9%	↑



ACTIVITY

Cumulative percentage of contracted UDA delivered 2016 & 2017



Adjusted Scheduled Activity (UDA)

Month	2016	2017
April	357	609
May	1,241	1,451
June	2,004	2,143
July	3,293	3,180
August	4,050	3,983
September	4,812	4,705
October	5,713	5,691
November	6,595	6,168
December	7,556	7,167
January	8,089	7,877
February	9,301	8,767
March	9,799	9,701
April	10,141	
May	10,158	
June	10,159	

QUALITY

	Quantity	Base Number	Contract	AT	Region	England
% of FP17s for the same patient ID Re-attending within 3 months - Children	84	844	10.0%	13.2%	13.3%	12.3%
% of FP17s for the same patient ID Re-attending within 3 months - Adults	662	3,449	19.2%	17.3%	17.3%	16.7%
% of FP17s for the same patient ID Re-attending between 3 & 9 months - Children	498	844	59.0%	56.9%	58.9%	57.6%
% of FP17s for the same patient ID Re-attending between 3 & 9 months - Adults	1,897	3,449	55.0%	50.6%	52.2%	50.1%
% of FP17s for Band 1 Urgent Courses	478	4,128	11.6%	10.9%	9.2%	9.1%
% of FP17s Relating to Free Repair or Replacements	49	4,128	1.2%	0.9%	1.0%	0.8%
% of FP17s Relating to Continuations	42	4,128	1.0%	1.2%	1.4%	1.2%
% of Patients satisfied with the dentistry they have received	6	6	N/A	92.2%	93.1%	92.8%
% of Patients satisfied with the time they had to wait for an appointment	6	6	N/A	88.3%	89.5%	88.7%

* This is based on patients treated on this contract for their most recent course of treatment. Figures in italics indicate the base number of FP17s or Patient Questionnaire responses are less than 100. N/A is shown where the base number of responses is less than 10 during the period. % is calculated as Quantity/Base number*100

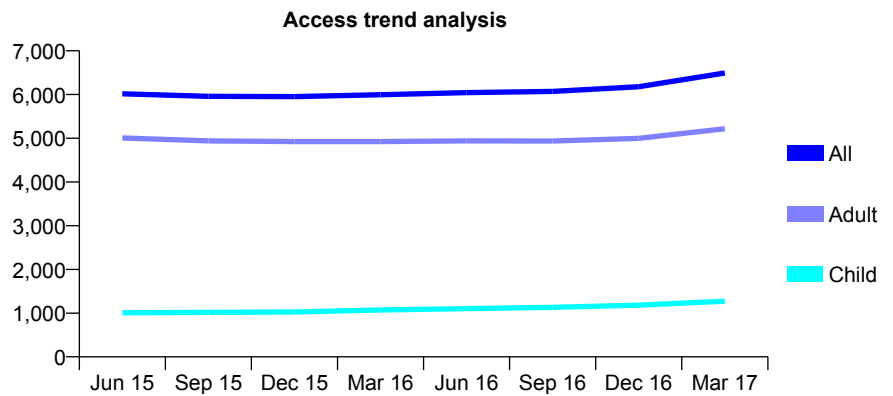
Q47 - Vital Signs At a Glance Contract Report for 144835/0001 - March 2017

Name or company name	Skipton Road Dental Practice
Contract type name	Pilot Contract
Purpose of contract	General
Contract start date	01/04/2013
Contract end date	

16/17 Contracted general activity (UDA)	22,500
Carry forward general activity (UDA)	0
16/17 Contracted orthodontic activity (UOA)	0
Carry forward orthodontic activity (UOA)	0
Baseline contract value	£742,199.74

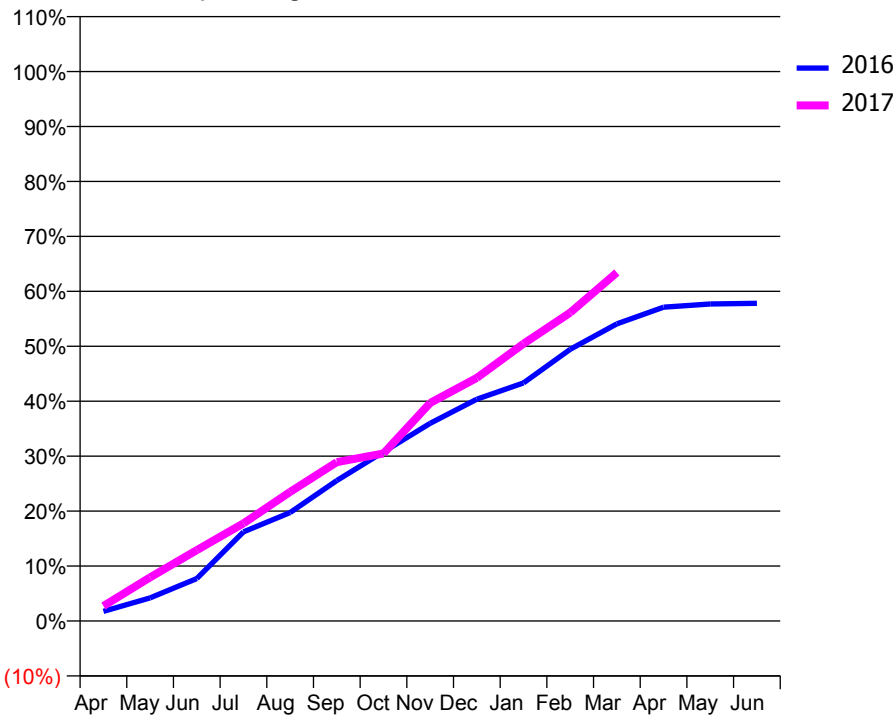
ACCESS*

Patients seen in 24 months	Total	Change since previous quarter
Quarter ending March 2016	5,996	
Quarter ending June 2016	6,043	→
Quarter ending September 2016	6,070	→
Quarter ending December 2016	6,179	→
Quarter ending March 2017	6,491	↑
Variance since March 2016	8.3%	↑



ACTIVITY

Cumulative percentage of contracted UDA delivered 2016 & 2017



Month	Adjusted Scheduled Activity (UDA)	
	2016	2017
April	395	612
May	948	1,787
June	1,740	2,903
July	3,649	4,001
August	4,444	5,289
September	5,751	6,506
October	6,929	6,858
November	8,094	8,930
December	9,082	9,956
January	9,748	11,355
February	11,127	12,627
March	12,166	14,271
April	12,853	
May	12,980	
June	13,011	

QUALITY

	Quantity	Base Number	Contract	AT	Region	England
% of FP17s for the same patient ID Re-attending within 3 months - Children	78	1,654	4.7%	13.2%	13.3%	12.3%
% of FP17s for the same patient ID Re-attending within 3 months - Adults	626	5,795	10.8%	17.3%	17.3%	16.7%
% of FP17s for the same patient ID Re-attending between 3 & 9 months - Children	708	1,654	42.8%	56.9%	58.9%	57.6%
% of FP17s for the same patient ID Re-attending between 3 & 9 months - Adults	1,961	5,795	33.8%	50.6%	52.2%	50.1%
% of FP17s for Band 1 Urgent Courses	255	6,657	3.8%	10.9%	9.2%	9.1%
% of FP17s Relating to Free Repair or Replacements	86	6,657	1.3%	0.9%	1.0%	0.8%
% of FP17s Relating to Continuations	21	6,657	0.3%	1.2%	1.4%	1.2%
% of Patients satisfied with the dentistry they have received	13	14	92.9%	92.2%	93.1%	92.8%
% of Patients satisfied with the time they had to wait for an appointment	11	14	78.6%	88.3%	89.5%	88.7%

* This is based on patients treated on this contract for their most recent course of treatment. Figures in italics indicate the base number of FP17s or Patient Questionnaire responses are less than 100. N/A is shown where the base number of responses is less than 10 during the period. % is calculated as Quantity/Base number*100

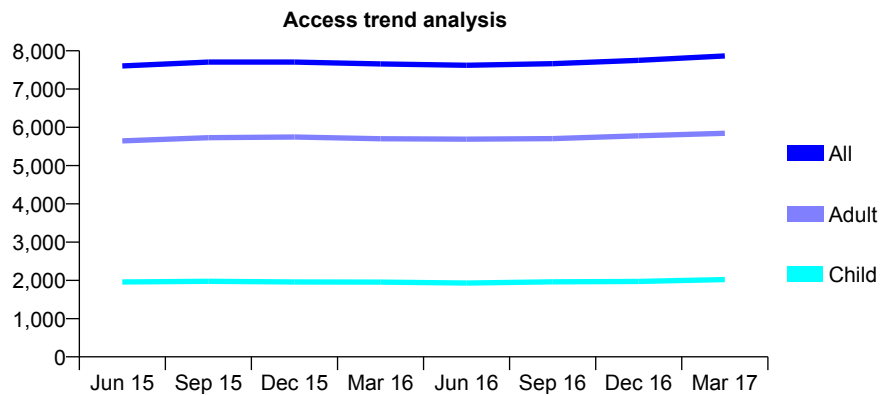
Q47 - Vital Signs At a Glance Contract Report for 145432/0001 - March 2017

Name or company name	Oaklands Dental Surgery
Contract type name	GDS Contract
Purpose of contract	General
Contract start date	01/11/2013
Contract end date	

16/17 Contracted general activity (UDA)	26,088
Carry forward general activity (UDA)	-414
16/17 Contracted orthodontic activity (UOA)	0
Carry forward orthodontic activity (UOA)	0
Baseline contract value	£777,628.43

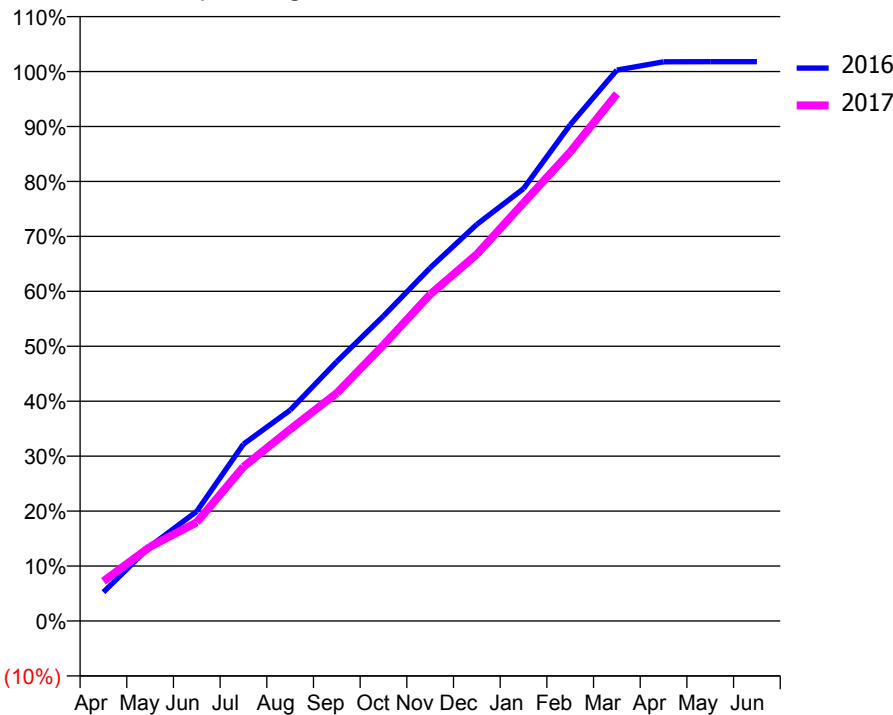
ACCESS*

Patients seen in 24 months	Total	Change since previous quarter
Quarter ending March 2016	7,656	
Quarter ending June 2016	7,622	→
Quarter ending September 2016	7,665	→
Quarter ending December 2016	7,750	→
Quarter ending March 2017	7,865	→
Variance since March 2016	2.7%	↑



ACTIVITY

Cumulative percentage of contracted UDA delivered 2016 & 2017



Month	Adjusted Scheduled Activity (UDA)	
	2016	2017
April	1,224	1,892
May	3,164	3,529
June	4,649	4,691
July	7,493	7,323
August	8,937	9,100
September	10,992	10,822
October	12,920	13,108
November	14,963	15,508
December	16,806	17,412
January	18,316	19,850
February	21,023	22,271
March	23,340	25,028
April	23,693	
May	23,694	
June	23,694	

QUALITY

	Quantity	Base Number	Contract	AT	Region	England
% of FP17s for the same patient ID Re-attending within 3 months - Children	285	3,684	7.7%	13.2%	13.3%	12.3%
% of FP17s for the same patient ID Re-attending within 3 months - Adults	1,141	10,000	11.4%	17.3%	17.3%	16.7%
% of FP17s for the same patient ID Re-attending between 3 & 9 months - Children	2,728	3,684	74.0%	56.9%	58.9%	57.6%
% of FP17s for the same patient ID Re-attending between 3 & 9 months - Adults	7,086	10,000	70.9%	50.6%	52.2%	50.1%
% of FP17s for Band 1 Urgent Courses	404	13,426	3.0%	10.9%	9.2%	9.1%
% of FP17s Relating to Free Repair or Replacements	35	13,426	0.3%	0.9%	1.0%	0.8%
% of FP17s Relating to Continuations	229	13,426	1.7%	1.2%	1.4%	1.2%
% of Patients satisfied with the dentistry they have received	19	21	90.5%	92.2%	93.1%	92.8%
% of Patients satisfied with the time they had to wait for an appointment	19	21	90.5%	88.3%	89.5%	88.7%

* This is based on patients treated on this contract for their most recent course of treatment. Figures in italics indicate the base number of FP17s or Patient Questionnaire responses are less than 100. N/A is shown where the base number of responses is less than 10 during the period. % is calculated as Quantity/Base number*100

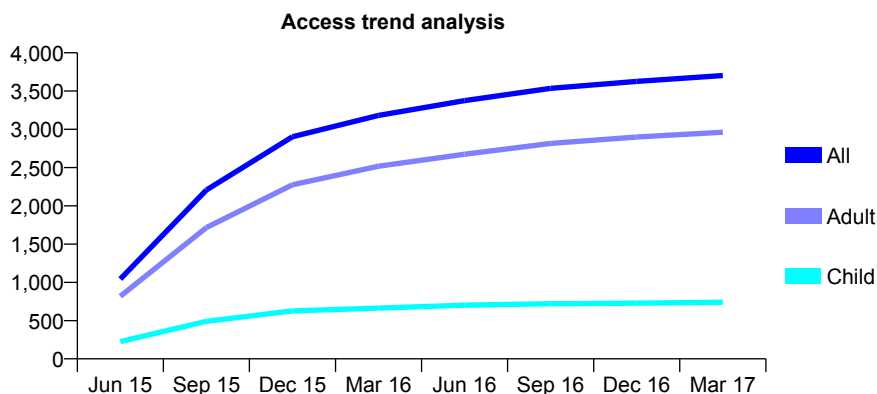
Q47 - Vital Signs At a Glance Contract Report for 146412/0001 - March 2017

Name or company name	Taghi Khodarahmi
Contract type name	GDS Contract
Purpose of contract	General
Contract start date	01/04/2015
Contract end date	

16/17 Contracted general activity (UDA)	12,500
Carry forward general activity (UDA)	-80
16/17 Contracted orthodontic activity (UOA)	0
Carry forward orthodontic activity (UOA)	0
Baseline contract value	£270,171.52

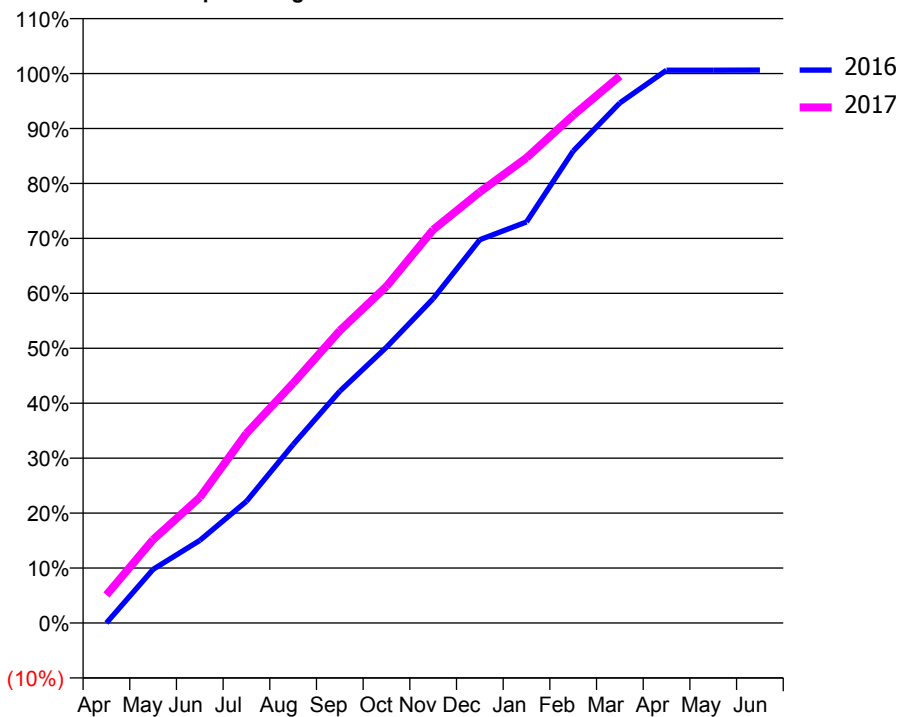
ACCESS*

Patients seen in 24 months	Total	Change since previous quarter
Quarter ending March 2016	3,181	
Quarter ending June 2016	3,375	↑
Quarter ending September 2016	3,536	↑
Quarter ending December 2016	3,626	↑
Quarter ending March 2017	3,702	↑
Variance since March 2016	16.4%	↑



ACTIVITY

Cumulative percentage of contracted UDA delivered 2016 & 2017



Adjusted Scheduled Activity (UDA)

Month	2016	2017
April	0	638
May	1,271	1,896
June	1,956	2,856
July	2,878	4,314
August	4,221	5,455
September	5,483	6,650
October	6,527	7,659
November	7,673	8,948
December	9,067	9,806
January	9,487	10,581
February	11,165	11,548
March	12,305	12,441
April	13,078	
May	13,078	
June	13,080	

QUALITY

	Quantity	Base Number	Contract	AT	Region	England
% of FP17s for the same patient ID Re-attending within 3 months - Children	66	1,132	5.8%	13.2%	13.3%	12.3%
% of FP17s for the same patient ID Re-attending within 3 months - Adults	611	4,419	13.8%	17.3%	17.3%	16.7%
% of FP17s for the same patient ID Re-attending between 3 & 9 months - Children	768	1,132	67.8%	56.9%	58.9%	57.6%
% of FP17s for the same patient ID Re-attending between 3 & 9 months - Adults	2,847	4,419	64.4%	50.6%	52.2%	50.1%
% of FP17s for Band 1 Urgent Courses	346	5,233	6.6%	10.9%	9.2%	9.1%
% of FP17s Relating to Free Repair or Replacements	37	5,233	0.7%	0.9%	1.0%	0.8%
% of FP17s Relating to Continuations	90	5,233	1.7%	1.2%	1.4%	1.2%
% of Patients satisfied with the dentistry they have received	18	18	100.0%	92.2%	93.1%	92.8%
% of Patients satisfied with the time they had to wait for an appointment	18	18	100.0%	88.3%	89.5%	88.7%

* This is based on patients treated on this contract for their most recent course of treatment. Figures in italics indicate the base number of FP17s or Patient Questionnaire responses are less than 100. N/A is shown where the base number of responses is less than 10 during the period. % is calculated as Quantity/Base number*100

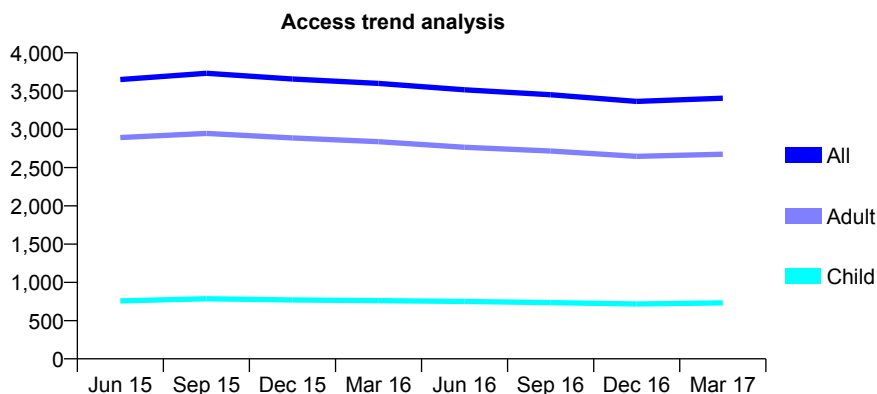
Q47 - Vital Signs At a Glance Contract Report for 147125/0001 - March 2017

Name or company name	Piotr Drozynski and Grazyna Barbara Droz
Contract type name	GDS Contract
Purpose of contract	General
Contract start date	07/12/2008
Contract end date	

16/17 Contracted general activity (UDA)	12,076
Carry forward general activity (UDA)	-69
16/17 Contracted orthodontic activity (UOA)	0
Carry forward orthodontic activity (UOA)	0
Baseline contract value	£363,121.17

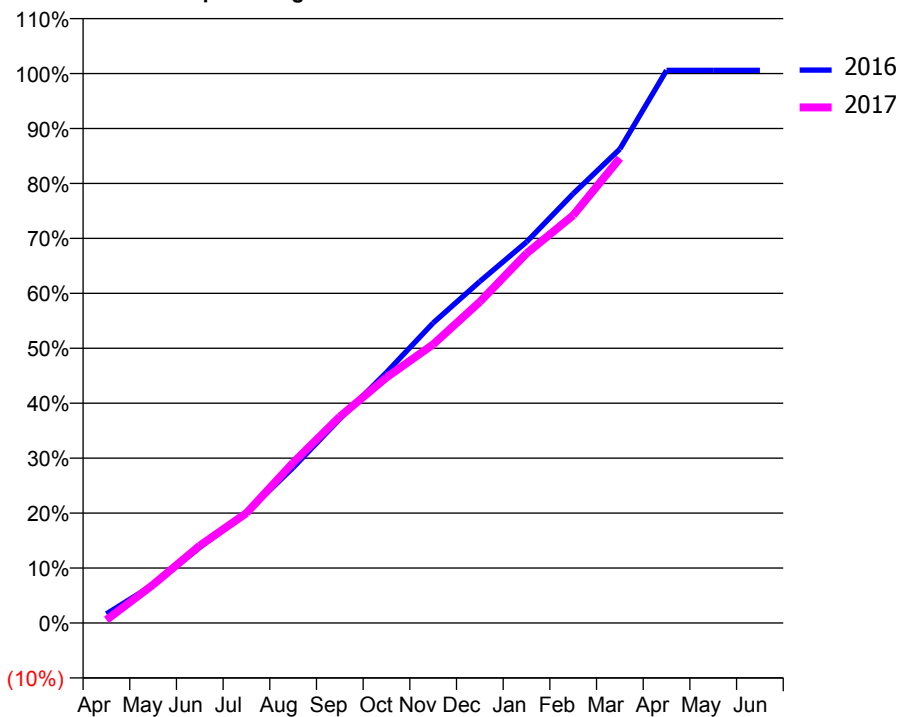
ACCESS*

Patients seen in 24 months	Total	Change since previous quarter
Quarter ending March 2016	3,600	
Quarter ending June 2016	3,517	↓
Quarter ending September 2016	3,451	↓
Quarter ending December 2016	3,364	↓
Quarter ending March 2017	3,406	→
Variance since March 2016	(5.4%)	↓



ACTIVITY

Cumulative percentage of contracted UDA delivered 2016 & 2017



Month	Adjusted Scheduled Activity (UDA)	
	2016	2017
April	202	69
May	843	842
June	1,663	1,700
July	2,425	2,417
August	3,416	3,525
September	4,486	4,534
October	5,508	5,396
November	6,594	6,123
December	7,506	7,059
January	8,373	8,122
February	9,434	8,960
March	10,416	10,213
April	12,145	
May	12,145	
June	12,145	

QUALITY

	Quantity	Base Number	Contract	AT	Region	England
% of FP17s for the same patient ID Re-attending within 3 months - Children	163	1,263	12.9%	13.2%	13.3%	12.3%
% of FP17s for the same patient ID Re-attending within 3 months - Adults	1,004	4,639	21.6%	17.3%	17.3%	16.7%
% of FP17s for the same patient ID Re-attending between 3 & 9 months - Children	789	1,263	62.5%	56.9%	58.9%	57.6%
% of FP17s for the same patient ID Re-attending between 3 & 9 months - Adults	2,838	4,639	61.2%	50.6%	52.2%	50.1%
% of FP17s for Band 1 Urgent Courses	535	5,299	10.1%	10.9%	9.2%	9.1%
% of FP17s Relating to Free Repair or Replacements	43	5,299	0.8%	0.9%	1.0%	0.8%
% of FP17s Relating to Continuations	114	5,299	2.2%	1.2%	1.4%	1.2%
% of Patients satisfied with the dentistry they have received	5	5	N/A	92.2%	93.1%	92.8%
% of Patients satisfied with the time they had to wait for an appointment	5	5	N/A	88.3%	89.5%	88.7%

* This is based on patients treated on this contract for their most recent course of treatment. Figures in italics indicate the base number of FP17s or Patient Questionnaire responses are less than 100. N/A is shown where the base number of responses is less than 10 during the period. % is calculated as Quantity/Base number*100

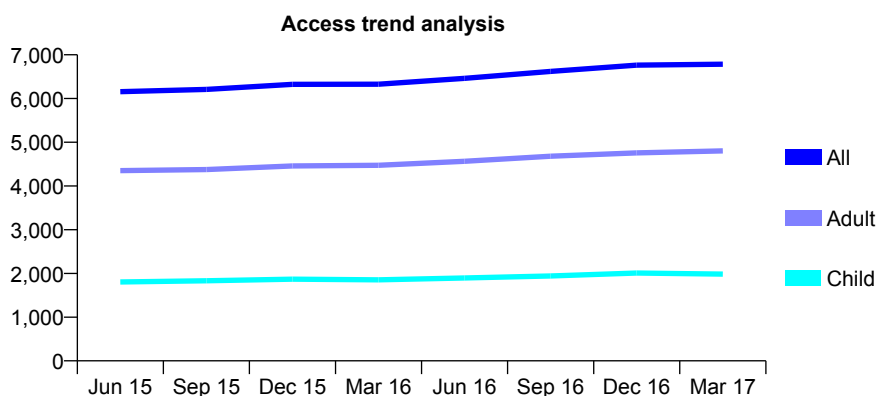
Q47 - Vital Signs At a Glance Contract Report for 148253/0001 - March 2017

Name or company name	Whitecross
Contract type name	GDS Contract
Purpose of contract	General
Contract start date	01/12/2009
Contract end date	

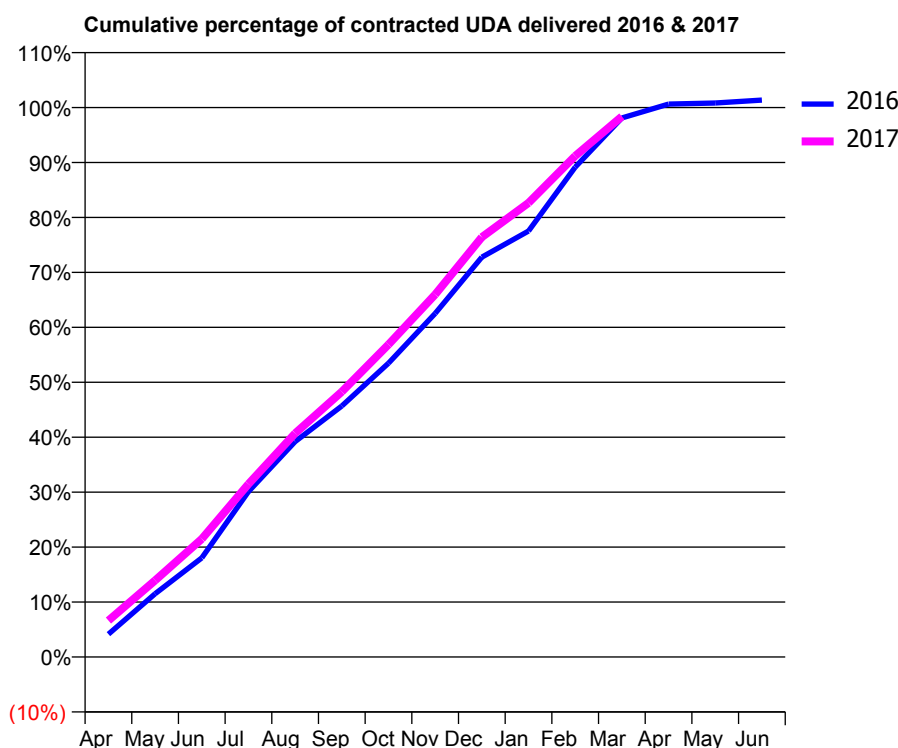
16/17 Contracted general activity (UDA)	21,743
Carry forward general activity (UDA)	-295
16/17 Contracted orthodontic activity (UOA)	0
Carry forward orthodontic activity (UOA)	0
Baseline contract value	£518,777.36

ACCESS*

Patients seen in 24 months	Total	Change since previous quarter
Quarter ending March 2016	6,326	
Quarter ending June 2016	6,461	↑
Quarter ending September 2016	6,621	↑
Quarter ending December 2016	6,764	↑
Quarter ending March 2017	6,786	→
Variance since March 2016	7.3%	↑



ACTIVITY



Month	Adjusted Scheduled Activity (UDA)	
	2016	2017
April	905	1,444
May	2,503	3,032
June	3,924	4,670
July	6,548	6,849
August	8,525	8,850
September	9,932	10,496
October	11,628	12,367
November	13,595	14,343
December	15,823	16,612
January	16,857	17,970
February	19,383	19,827
March	21,328	21,389
April	21,878	
May	21,918	
June	22,038	

QUALITY

	Quantity	Base Number	Contract	AT	Region	England
% of FP17s for the same patient ID Re-attending within 3 months - Children	252	3,088	8.2%	13.2%	13.3%	12.3%
% of FP17s for the same patient ID Re-attending within 3 months - Adults	979	6,775	14.5%	17.3%	17.3%	16.7%
% of FP17s for the same patient ID Re-attending between 3 & 9 months - Children	1,877	3,088	60.8%	56.9%	58.9%	57.6%
% of FP17s for the same patient ID Re-attending between 3 & 9 months - Adults	3,895	6,775	57.5%	50.6%	52.2%	50.1%
% of FP17s for Band 1 Urgent Courses	449	9,624	4.7%	10.9%	9.2%	9.1%
% of FP17s Relating to Free Repair or Replacements	46	9,624	0.5%	0.9%	1.0%	0.8%
% of FP17s Relating to Continuations	217	9,624	2.3%	1.2%	1.4%	1.2%
% of Patients satisfied with the dentistry they have received	10	10	100.0%	92.2%	93.1%	92.8%
% of Patients satisfied with the time they had to wait for an appointment	7	10	70.0%	88.3%	89.5%	88.7%

* This is based on patients treated on this contract for their most recent course of treatment. Figures in italics indicate the base number of FP17s or Patient Questionnaire responses are less than 100. N/A is shown where the base number of responses is less than 10 during the period. % is calculated as Quantity/Base number*100

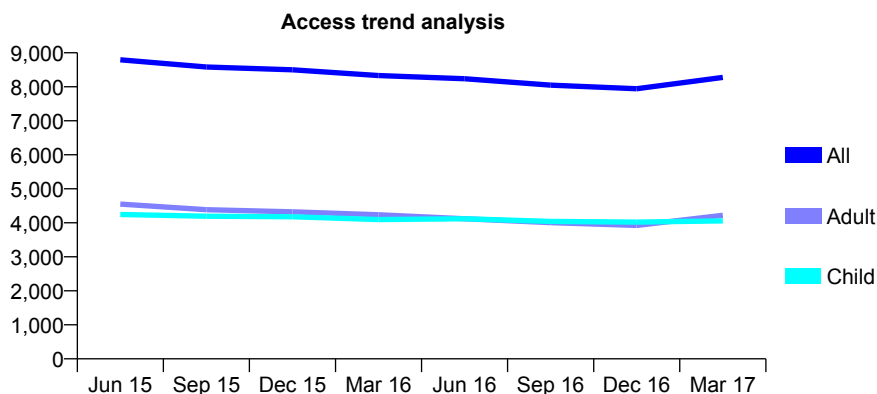
Q47 - Vital Signs At a Glance Contract Report for 148601/0001 - March 2017

Name or company name	Redbridge Associates Ltd.
Contract type name	GDS Contract
Purpose of contract	General
Contract start date	01/04/2007
Contract end date	

16/17 Contracted general activity (UDA)	28,527
Carry forward general activity (UDA)	-571
16/17 Contracted orthodontic activity (UOA)	0
Carry forward orthodontic activity (UOA)	0
Baseline contract value	£781,657.31

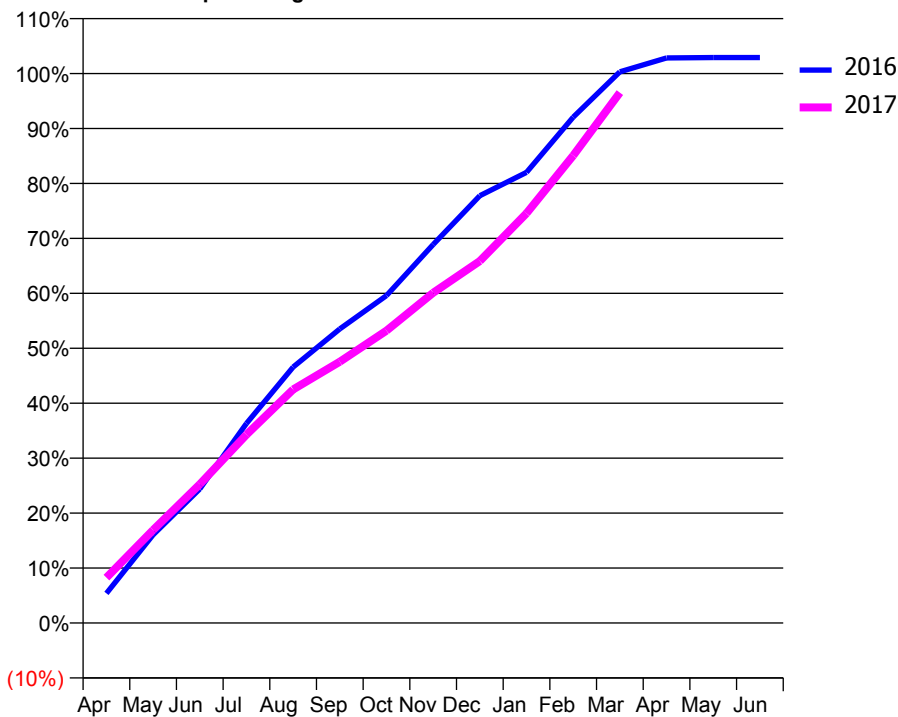
ACCESS*

Patients seen in 24 months	Total	Change since previous quarter
Quarter ending March 2016	8,333	
Quarter ending June 2016	8,239	↓
Quarter ending September 2016	8,050	↓
Quarter ending December 2016	7,945	↓
Quarter ending March 2017	8,277	↑
Variance since March 2016	(0.7%)	→



ACTIVITY

Cumulative percentage of contracted UDA delivered 2016 & 2017



Month	Adjusted Scheduled Activity (UDA)	
	2016	2017
April	1,543	2,360
May	4,578	4,826
June	6,958	7,206
July	10,358	9,780
August	13,287	12,127
September	15,266	13,564
October	16,996	15,176
November	19,648	17,146
December	22,182	18,790
January	23,395	21,272
February	26,264	24,268
March	28,614	27,538
April	29,332	
May	29,356	
June	29,357	

QUALITY

	Quantity	Base Number	Contract	AT	Region	England
% of FP17s for the same patient ID Re-attending within 3 months - Children	628	5,746	10.9%	13.2%	13.3%	12.3%
% of FP17s for the same patient ID Re-attending within 3 months - Adults	1,279	5,574	22.9%	17.3%	17.3%	16.7%
% of FP17s for the same patient ID Re-attending between 3 & 9 months - Children	2,577	5,746	44.8%	56.9%	58.9%	57.6%
% of FP17s for the same patient ID Re-attending between 3 & 9 months - Adults	1,944	5,574	34.9%	50.6%	52.2%	50.1%
% of FP17s for Band 1 Urgent Courses	1,918	11,005	17.4%	10.9%	9.2%	9.1%
% of FP17s Relating to Free Repair or Replacements	3	11,005	0.0%	0.9%	1.0%	0.8%
% of FP17s Relating to Continuations	154	11,005	1.4%	1.2%	1.4%	1.2%
% of Patients satisfied with the dentistry they have received	7	7	N/A	92.2%	93.1%	92.8%
% of Patients satisfied with the time they had to wait for an appointment	7	7	N/A	88.3%	89.5%	88.7%

* This is based on patients treated on this contract for their most recent course of treatment. Figures in italics indicate the base number of FP17s or Patient Questionnaire responses are less than 100. N/A is shown where the base number of responses is less than 10 during the period. % is calculated as Quantity/Base number*100

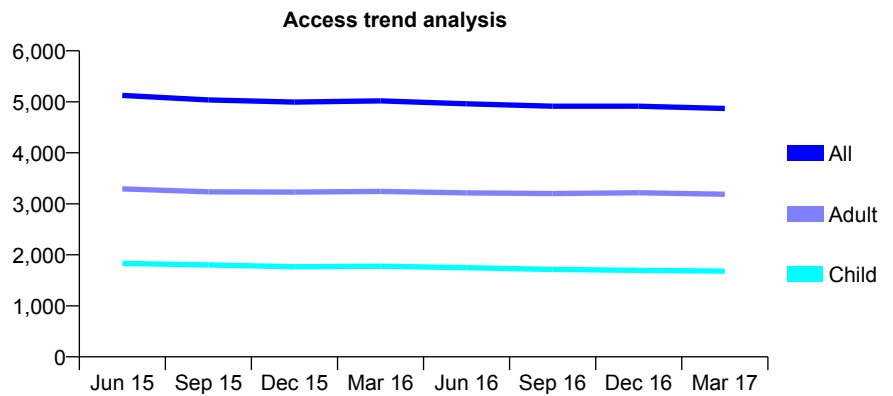
Q47 - Vital Signs At a Glance Contract Report for 149276/0001 - March 2017

Name or company name	Ivory Dental Care
Contract type name	GDS Contract
Purpose of contract	General
Contract start date	01/04/2012
Contract end date	

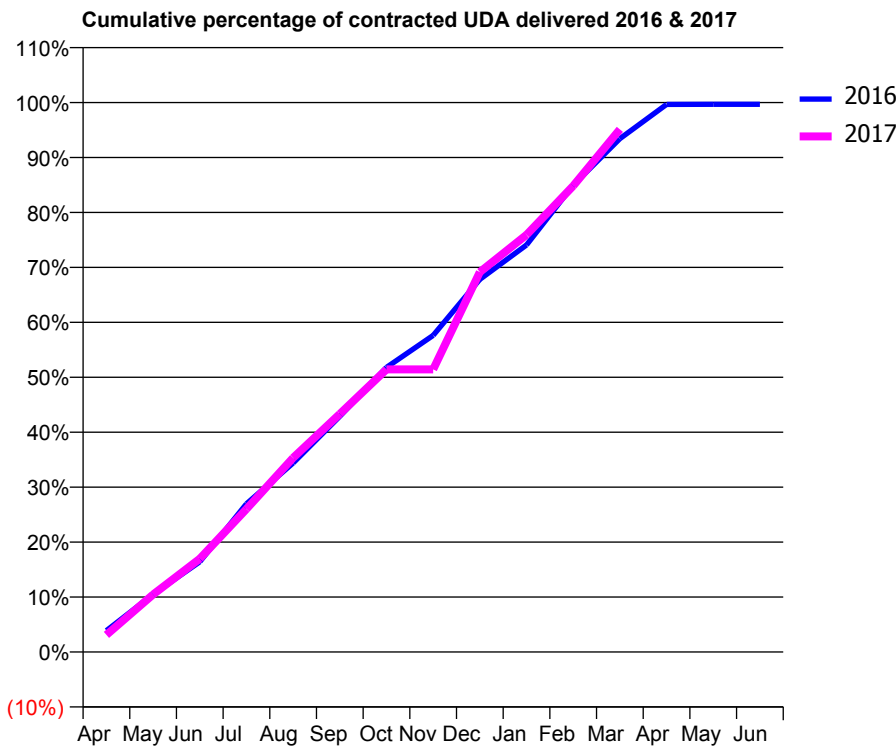
16/17 Contracted general activity (UDA)	14,200
Carry forward general activity (UDA)	47
16/17 Contracted orthodontic activity (UOA)	0
Carry forward orthodontic activity (UOA)	0
Baseline contract value	£432,120.84

ACCESS*

Patients seen in 24 months	Total	Change since previous quarter
Quarter ending March 2016	5,019	
Quarter ending June 2016	4,962	↓
Quarter ending September 2016	4,915	→
Quarter ending December 2016	4,913	→
Quarter ending March 2017	4,868	→
Variance since March 2016	(3.0%)	↓



ACTIVITY



Month	Adjusted Scheduled Activity (UDA)	
	2016	2017
April	554	444
May	1,489	1,487
June	2,330	2,412
July	3,829	3,695
August	4,885	5,019
September	6,091	6,151
October	7,356	7,305
November	8,183	7,305
December	9,631	9,819
January	10,520	10,781
February	12,062	12,046
March	13,266	13,505
April	14,151	
May	14,153	
June	14,153	

QUALITY

	Quantity	Base Number	Contract	AT	Region	England
% of FP17s for the same patient ID Re-attending within 3 months - Children	222	2,766	8.0%	13.2%	13.3%	12.3%
% of FP17s for the same patient ID Re-attending within 3 months - Adults	1,046	5,237	20.0%	17.3%	17.3%	16.7%
% of FP17s for the same patient ID Re-attending between 3 & 9 months - Children	1,813	2,766	65.5%	56.9%	58.9%	57.6%
% of FP17s for the same patient ID Re-attending between 3 & 9 months - Adults	3,118	5,237	59.5%	50.6%	52.2%	50.1%
% of FP17s for Band 1 Urgent Courses	666	7,564	8.8%	10.9%	9.2%	9.1%
% of FP17s Relating to Free Repair or Replacements	46	7,564	0.6%	0.9%	1.0%	0.8%
% of FP17s Relating to Continuations	165	7,564	2.2%	1.2%	1.4%	1.2%
% of Patients satisfied with the dentistry they have received	13	14	92.9%	92.2%	93.1%	92.8%
% of Patients satisfied with the time they had to wait for an appointment	13	14	92.9%	88.3%	89.5%	88.7%

* This is based on patients treated on this contract for their most recent course of treatment. Figures in italics indicate the base number of FP17s or Patient Questionnaire responses are less than 100. N/A is shown where the base number of responses is less than 10 during the period. % is calculated as Quantity/Base number*100

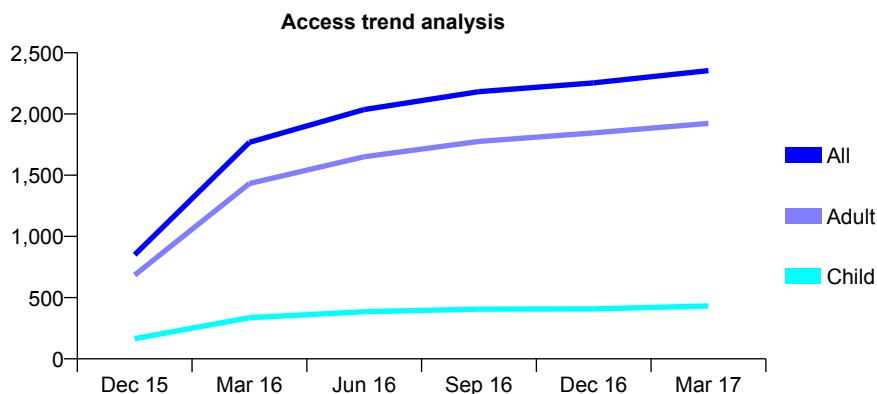
Q47 - Vital Signs At a Glance Contract Report for 151238/0001 - March 2017

Name or company name	Synergy Dental Clinic Preston Ltd
Contract type name	GDS Contract
Purpose of contract	General
Contract start date	01/09/2015
Contract end date	

16/17 Contracted general activity (UDA)	10,460
Carry forward general activity (UDA)	-157
16/17 Contracted orthodontic activity (UOA)	0
Carry forward orthodontic activity (UOA)	0
Baseline contract value	£217,273.86

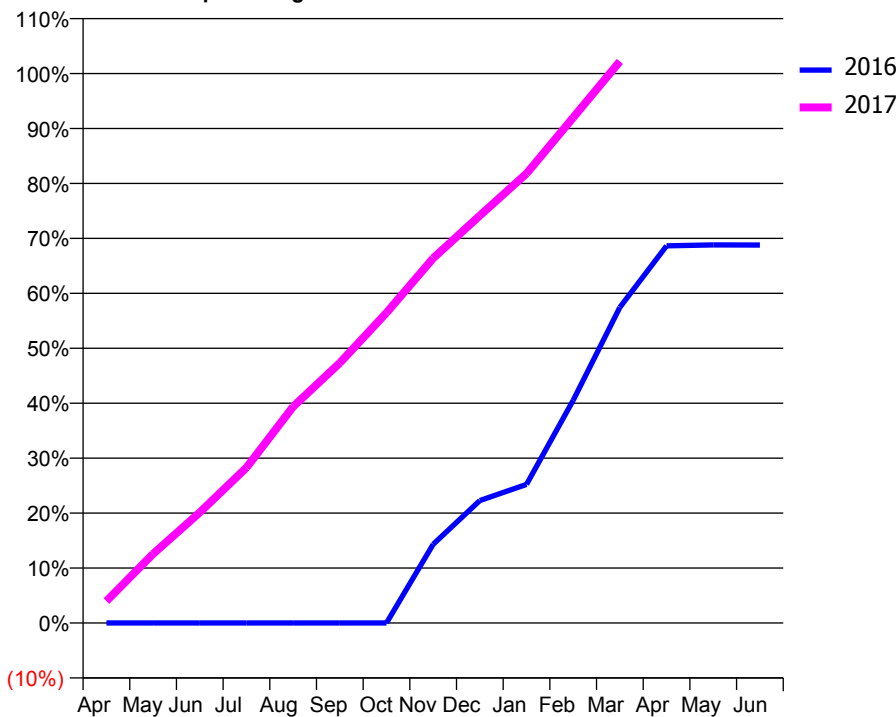
ACCESS*

Patients seen in 24 months	Total	Change since previous quarter
Quarter ending March 2016	1,768	
Quarter ending June 2016	2,036	↑
Quarter ending September 2016	2,182	↑
Quarter ending December 2016	2,254	↑
Quarter ending March 2017	2,355	↑
Variance since March 2016	33.2%	↑



ACTIVITY

Cumulative percentage of contracted UDA delivered 2016 & 2017



Adjusted Scheduled Activity (UDA)

Month	2016	2017
April	0	416
May	0	1,316
June	0	2,105
July	0	2,959
August	0	4,117
September	0	4,950
October	0	5,906
November	1,413	6,943
December	2,199	7,755
January	2,487	8,555
February	3,997	9,622
March	5,666	10,691
April	6,769	
May	6,786	
June	6,783	

QUALITY

	Quantity	Base Number	Contract	AT	Region	England
% of FP17s for the same patient ID Re-attending within 3 months - Children	130	742	17.5%	13.2%	13.3%	12.3%
% of FP17s for the same patient ID Re-attending within 3 months - Adults	892	3,379	26.4%	17.3%	17.3%	16.7%
% of FP17s for the same patient ID Re-attending between 3 & 9 months - Children	367	742	49.5%	56.9%	58.9%	57.6%
% of FP17s for the same patient ID Re-attending between 3 & 9 months - Adults	1,615	3,379	47.8%	50.6%	52.2%	50.1%
% of FP17s for Band 1 Urgent Courses	208	3,851	5.4%	10.9%	9.2%	9.1%
% of FP17s Relating to Free Repair or Replacements	38	3,851	1.0%	0.9%	1.0%	0.8%
% of FP17s Relating to Continuations	30	3,851	0.8%	1.2%	1.4%	1.2%
% of Patients satisfied with the dentistry they have received	9	9	N/A	92.2%	93.1%	92.8%
% of Patients satisfied with the time they had to wait for an appointment	8	9	N/A	88.3%	89.5%	88.7%

* This is based on patients treated on this contract for their most recent course of treatment. Figures in italics indicate the base number of FP17s or Patient Questionnaire responses are less than 100. N/A is shown where the base number of responses is less than 10 during the period. % is calculated as Quantity/Base number*100

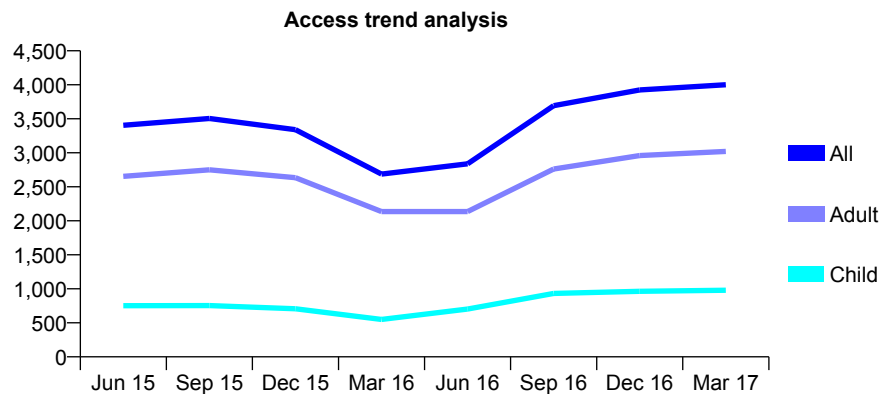
Q47 - Vital Signs At a Glance Contract Report for 151831/0001 - March 2017

Name or company name	Whitworth Dental Care
Contract type name	GDS Contract
Purpose of contract	General
Contract start date	26/08/2011
Contract end date	

16/17 Contracted general activity (UDA)	10,612
Carry forward general activity (UDA)	381
16/17 Contracted orthodontic activity (UOA)	0
Carry forward orthodontic activity (UOA)	0
Baseline contract value	£342,126.15

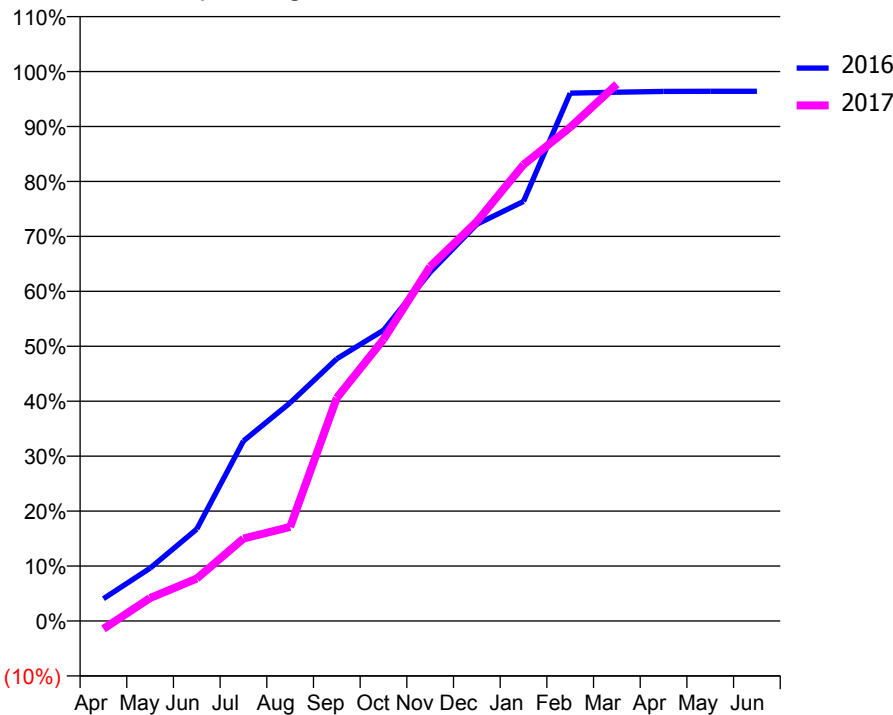
ACCESS*

Patients seen in 24 months	Total	Change since previous quarter
Quarter ending March 2016	2,687	
Quarter ending June 2016	2,839	↑
Quarter ending September 2016	3,694	↑
Quarter ending December 2016	3,924	↑
Quarter ending March 2017	4,001	→
Variance since March 2016	48.9%	↑



ACTIVITY

Cumulative percentage of contracted UDA delivered 2016 & 2017



Month	Adjusted Scheduled Activity (UDA)	
	2016	2017
April	432	-154
May	1,020	444
June	1,775	821
July	3,477	1,592
August	4,214	1,818
September	5,064	4,310
October	5,616	5,438
November	6,735	6,847
December	7,662	7,713
January	8,102	8,813
February	10,193	9,535
March	10,211	10,368
April	10,228	
May	10,231	
June	10,231	

QUALITY

	Quantity	Base Number	Contract	AT	Region	England
% of FP17s for the same patient ID Re-attending within 3 months - Children	200	2,117	9.4%	13.2%	13.3%	12.3%
% of FP17s for the same patient ID Re-attending within 3 months - Adults	317	3,777	8.4%	17.3%	17.3%	16.7%
% of FP17s for the same patient ID Re-attending between 3 & 9 months - Children	603	2,117	28.5%	56.9%	58.9%	57.6%
% of FP17s for the same patient ID Re-attending between 3 & 9 months - Adults	1,032	3,777	27.3%	50.6%	52.2%	50.1%
% of FP17s for Band 1 Urgent Courses	384	5,496	7.0%	10.9%	9.2%	9.1%
% of FP17s Relating to Free Repair or Replacements	13	5,496	0.2%	0.9%	1.0%	0.8%
% of FP17s Relating to Continuations	21	5,496	0.4%	1.2%	1.4%	1.2%
% of Patients satisfied with the dentistry they have received	16	18	88.9%	92.2%	93.1%	92.8%
% of Patients satisfied with the time they had to wait for an appointment	16	18	88.9%	88.3%	89.5%	88.7%

* This is based on patients treated on this contract for their most recent course of treatment. Figures in italics indicate the base number of FP17s or Patient Questionnaire responses are less than 100. N/A is shown where the base number of responses is less than 10 during the period. % is calculated as Quantity/Base number*100

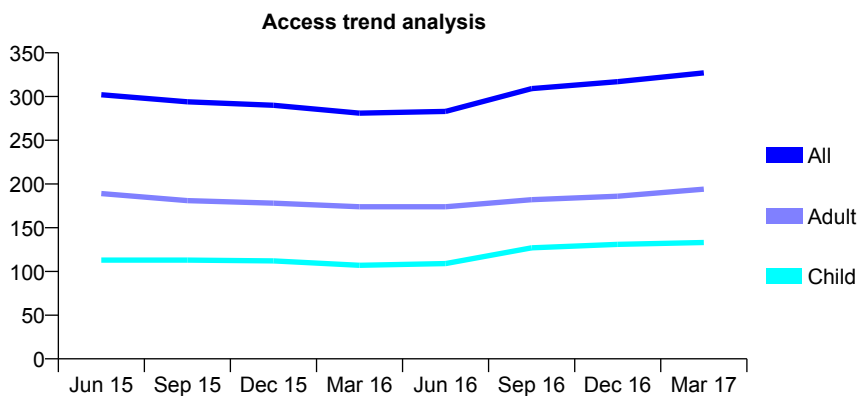
Q47 - Vital Signs At a Glance Contract Report for 152846/0001 - March 2017

Name or company name	Poulton Practice Ltd
Contract type name	GDS Contract
Purpose of contract	General
Contract start date	02/12/2009
Contract end date	

16/17 Contracted general activity (UDA)	900
Carry forward general activity (UDA)	-2
16/17 Contracted orthodontic activity (UOA)	0
Carry forward orthodontic activity (UOA)	0
Baseline contract value	£25,415.98

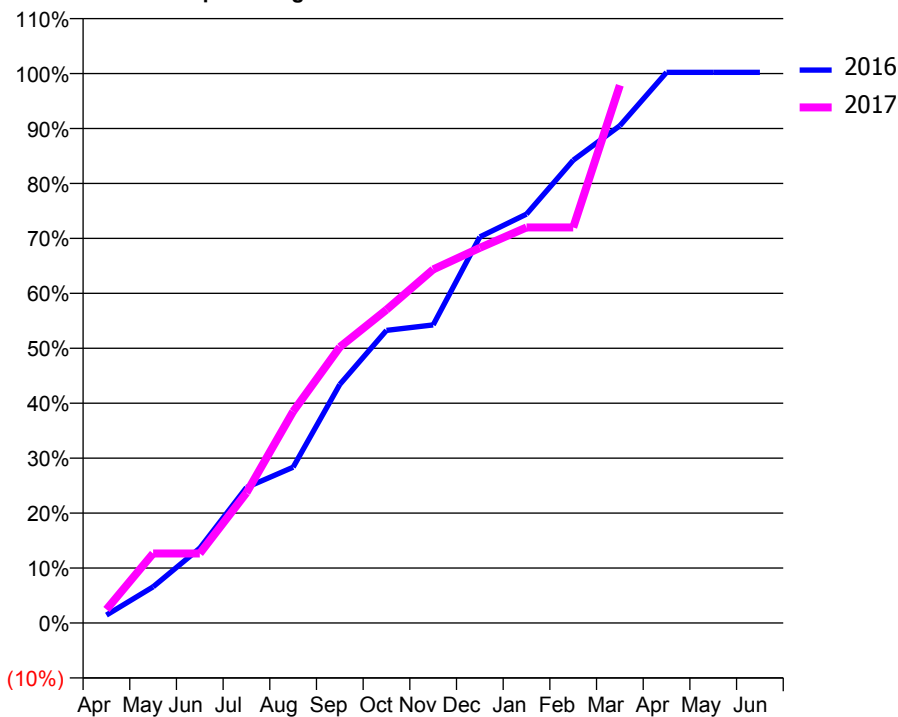
ACCESS*

Patients seen in 24 months	Total	Change since previous quarter
Quarter ending March 2016	281	
Quarter ending June 2016	283	→
Quarter ending September 2016	309	↑
Quarter ending December 2016	317	↑
Quarter ending March 2017	327	↑
Variance since March 2016	16.4%	↑



ACTIVITY

Cumulative percentage of contracted UDA delivered 2016 & 2017



Adjusted Scheduled Activity (UDA)

Month	2016	2017
April	13	22
May	59	114
June	123	114
July	222	213
August	255	346
September	391	452
October	479	513
November	488	579
December	632	614
January	670	648
February	758	648
March	815	881
April	902	
May	902	
June	902	

QUALITY

	Quantity	Base Number	Contract	AT	Region	England
% of FP17s for the same patient ID Re-attending within 3 months - Children	10	210	4.8%	13.2%	13.3%	12.3%
% of FP17s for the same patient ID Re-attending within 3 months - Adults	42	335	12.5%	17.3%	17.3%	16.7%
% of FP17s for the same patient ID Re-attending between 3 & 9 months - Children	128	210	61.0%	56.9%	58.9%	57.6%
% of FP17s for the same patient ID Re-attending between 3 & 9 months - Adults	205	335	61.2%	50.6%	52.2%	50.1%
% of FP17s for Band 1 Urgent Courses	28	498	5.6%	10.9%	9.2%	9.1%
% of FP17s Relating to Free Repair or Replacements	6	498	1.2%	0.9%	1.0%	0.8%
% of FP17s Relating to Continuations	6	498	1.2%	1.2%	1.4%	1.2%
% of Patients satisfied with the dentistry they have received	1	1	N/A	92.2%	93.1%	92.8%
% of Patients satisfied with the time they had to wait for an appointment	1	1	N/A	88.3%	89.5%	88.7%

* This is based on patients treated on this contract for their most recent course of treatment. Figures in italics indicate the base number of FP17s or Patient Questionnaire responses are less than 100. N/A is shown where the base number of responses is less than 10 during the period. % is calculated as Quantity/Base number*100

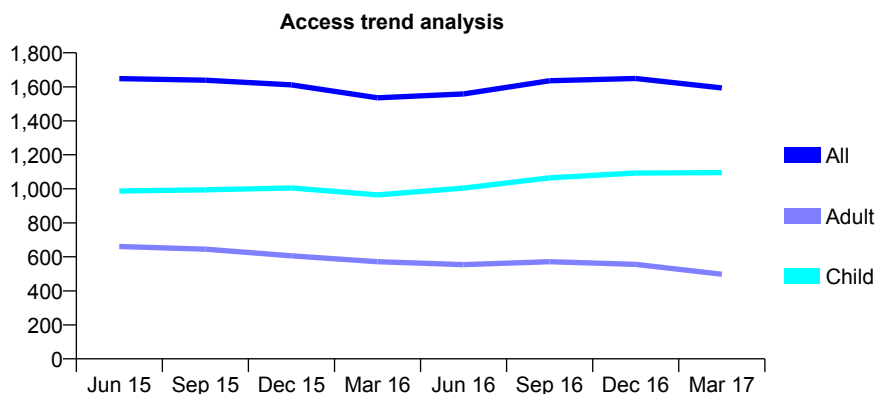
Q47 - Vital Signs At a Glance Contract Report for 155810/0001 - March 2017

Name or company name	Antley Villa
Contract type name	GDS Contract
Purpose of contract	General
Contract start date	01/04/2010
Contract end date	

16/17 Contracted general activity (UDA)	5,201
Carry forward general activity (UDA)	115
16/17 Contracted orthodontic activity (UOA)	0
Carry forward orthodontic activity (UOA)	0
Baseline contract value	£112,558.48

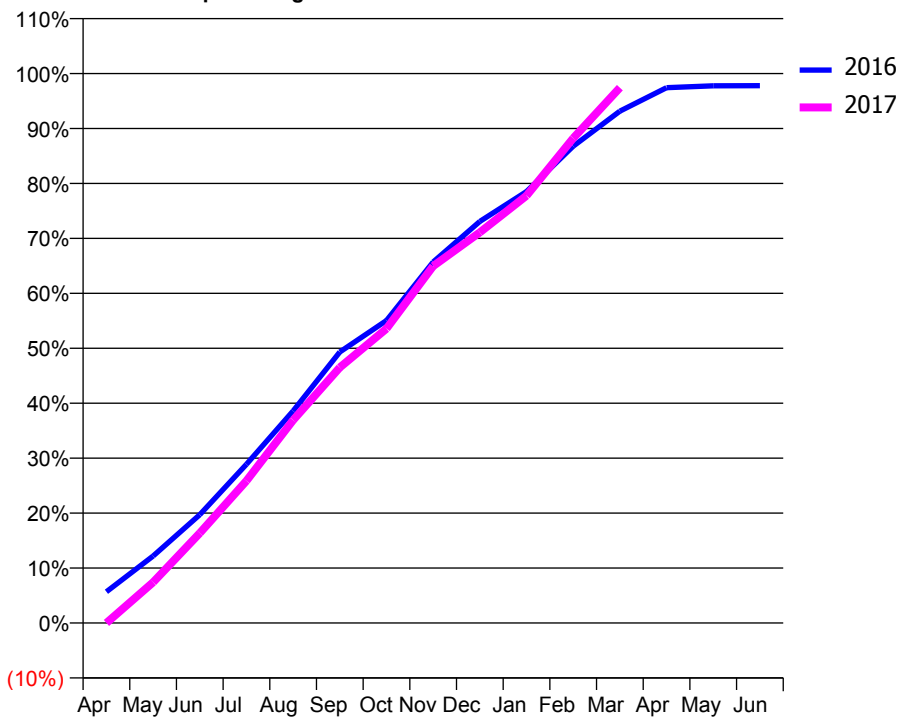
ACCESS*

Patients seen in 24 months	Total	Change since previous quarter
Quarter ending March 2016	1,535	
Quarter ending June 2016	1,558	→
Quarter ending September 2016	1,636	↑
Quarter ending December 2016	1,649	→
Quarter ending March 2017	1,593	↓
Variance since March 2016	3.8%	↑



ACTIVITY

Cumulative percentage of contracted UDA delivered 2016 & 2017



Month	Adjusted Scheduled Activity (UDA)	
	2016	2017
April	296	1
May	634	385
June	1,026	851
July	1,503	1,347
August	2,008	1,921
September	2,565	2,419
October	2,863	2,787
November	3,417	3,378
December	3,801	3,697
January	4,084	4,044
February	4,513	4,589
March	4,844	5,067
April	5,067	
May	5,085	
June	5,086	

QUALITY

	Quantity	Base Number	Contract	AT	Region	England
% of FP17s for the same patient ID Re-attending within 3 months - Children	363	2,293	15.8%	13.2%	13.3%	12.3%
% of FP17s for the same patient ID Re-attending within 3 months - Adults	124	699	17.7%	17.3%	17.3%	16.7%
% of FP17s for the same patient ID Re-attending between 3 & 9 months - Children	1,360	2,293	59.3%	56.9%	58.9%	57.6%
% of FP17s for the same patient ID Re-attending between 3 & 9 months - Adults	444	699	63.5%	50.6%	52.2%	50.1%
% of FP17s for Band 1 Urgent Courses	120	2,873	4.2%	10.9%	9.2%	9.1%
% of FP17s Relating to Free Repair or Replacements	0	2,873	0.0%	0.9%	1.0%	0.8%
% of FP17s Relating to Continuations	39	2,873	1.4%	1.2%	1.4%	1.2%
% of Patients satisfied with the dentistry they have received	0	2	N/A	92.2%	93.1%	92.8%
% of Patients satisfied with the time they had to wait for an appointment	2	2	N/A	88.3%	89.5%	88.7%

* This is based on patients treated on this contract for their most recent course of treatment. Figures in italics indicate the base number of FP17s or Patient Questionnaire responses are less than 100. N/A is shown where the base number of responses is less than 10 during the period. % is calculated as Quantity/Base number*100

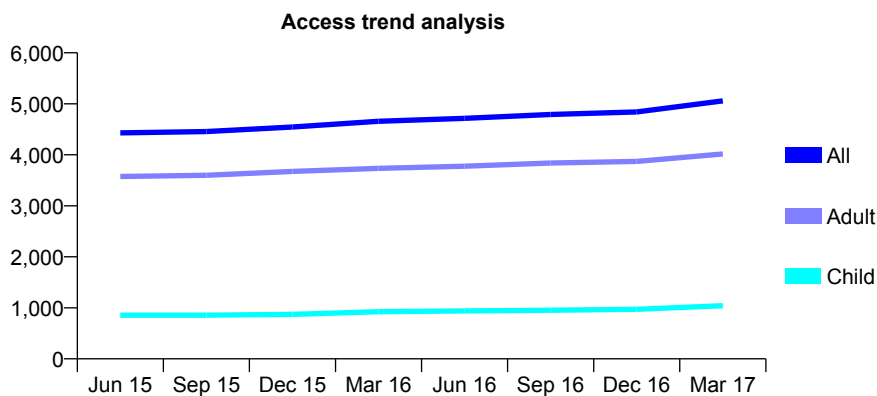
Q47 - Vital Signs At a Glance Contract Report for 156507/0001 - March 2017

Name or company name	Padiham Dental Practice
Contract type name	GDS Contract
Purpose of contract	General
Contract start date	01/11/2012
Contract end date	

16/17 Contracted general activity (UDA)	18,384
Carry forward general activity (UDA)	0
16/17 Contracted orthodontic activity (UOA)	0
Carry forward orthodontic activity (UOA)	0
Baseline contract value	£530,470.51

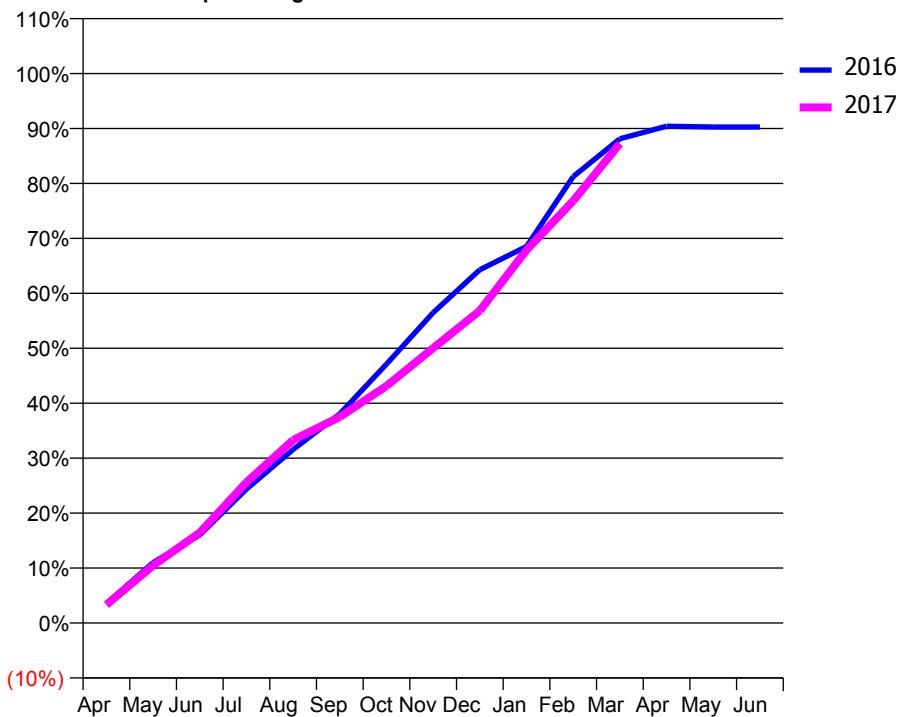
ACCESS*

Patients seen in 24 months	Total	Change since previous quarter
Quarter ending March 2016	4,658	
Quarter ending June 2016	4,716	→
Quarter ending September 2016	4,790	→
Quarter ending December 2016	4,841	→
Quarter ending March 2017	5,057	↑
Variance since March 2016	8.6%	↑



ACTIVITY

Cumulative percentage of contracted UDA delivered 2016 & 2017



Month	Adjusted Scheduled Activity (UDA)	
	2016	2017
April	648	611
May	2,024	1,926
June	2,947	3,023
July	4,482	4,709
August	5,806	6,123
September	6,996	6,897
October	8,662	7,929
November	10,382	9,196
December	11,821	10,448
January	12,596	12,476
February	14,933	14,120
March	16,201	16,036
April	16,620	
May	16,595	
June	16,594	

QUALITY

	Quantity	Base Number	Contract	AT	Region	England
% of FP17s for the same patient ID Re-attending within 3 months - Children	124	1,545	8.0%	13.2%	13.3%	12.3%
% of FP17s for the same patient ID Re-attending within 3 months - Adults	762	6,003	12.7%	17.3%	17.3%	16.7%
% of FP17s for the same patient ID Re-attending between 3 & 9 months - Children	954	1,545	61.7%	56.9%	58.9%	57.6%
% of FP17s for the same patient ID Re-attending between 3 & 9 months - Adults	3,737	6,003	62.3%	50.6%	52.2%	50.1%
% of FP17s for Band 1 Urgent Courses	381	7,360	5.2%	10.9%	9.2%	9.1%
% of FP17s Relating to Free Repair or Replacements	121	7,360	1.6%	0.9%	1.0%	0.8%
% of FP17s Relating to Continuations	73	7,360	1.0%	1.2%	1.4%	1.2%
% of Patients satisfied with the dentistry they have received	12	12	100.0%	92.2%	93.1%	92.8%
% of Patients satisfied with the time they had to wait for an appointment	11	12	91.7%	88.3%	89.5%	88.7%

* This is based on patients treated on this contract for their most recent course of treatment. Figures in italics indicate the base number of FP17s or Patient Questionnaire responses are less than 100. N/A is shown where the base number of responses is less than 10 during the period. % is calculated as Quantity/Base number*100

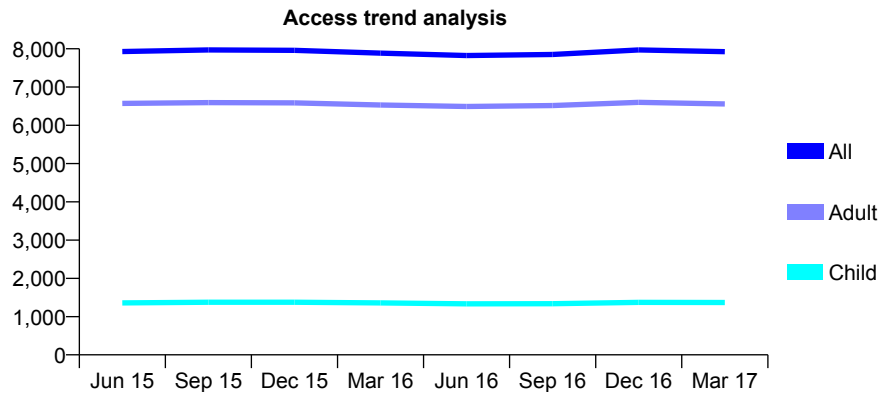
Q47 - Vital Signs At a Glance Contract Report for 157228/0001 - March 2017

Name or company name	Safehands Dental Care
Contract type name	GDS Contract
Purpose of contract	General
Contract start date	01/04/2013
Contract end date	

16/17 Contracted general activity (UDA)	24,091
Carry forward general activity (UDA)	0
16/17 Contracted orthodontic activity (UOA)	0
Carry forward orthodontic activity (UOA)	0
Baseline contract value	£530,550.84

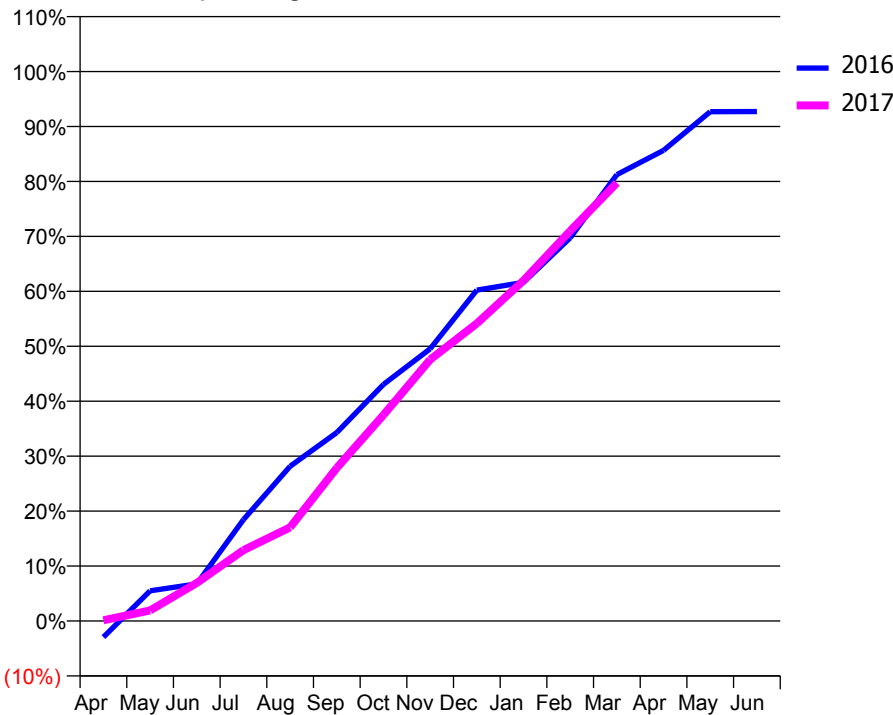
ACCESS*

Patients seen in 24 months	Total	Change since previous quarter
Quarter ending March 2016	7,887	
Quarter ending June 2016	7,825	→
Quarter ending September 2016	7,853	→
Quarter ending December 2016	7,972	→
Quarter ending March 2017	7,925	→
Variance since March 2016	0.5%	→



ACTIVITY

Cumulative percentage of contracted UDA delivered 2016 & 2017



Month	Adjusted Scheduled Activity (UDA)	
	2016	2017
April	-711	30
May	1,323	463
June	1,630	1,671
July	4,445	3,109
August	6,783	4,105
September	8,262	6,712
October	10,377	9,036
November	11,937	11,463
December	14,508	13,048
January	14,846	14,929
February	16,800	17,104
March	19,573	19,207
April	20,636	
May	22,328	
June	22,334	

QUALITY

	Quantity	Base Number	Contract	AT	Region	England
% of FP17s for the same patient ID Re-attending within 3 months - Children	91	1,708	5.3%	13.2%	13.3%	12.3%
% of FP17s for the same patient ID Re-attending within 3 months - Adults	1,140	8,140	14.0%	17.3%	17.3%	16.7%
% of FP17s for the same patient ID Re-attending between 3 & 9 months - Children	720	1,708	42.2%	56.9%	58.9%	57.6%
% of FP17s for the same patient ID Re-attending between 3 & 9 months - Adults	3,342	8,140	41.1%	50.6%	52.2%	50.1%
% of FP17s for Band 1 Urgent Courses	914	8,596	10.6%	10.9%	9.2%	9.1%
% of FP17s Relating to Free Repair or Replacements	64	8,596	0.7%	0.9%	1.0%	0.8%
% of FP17s Relating to Continuations	44	8,596	0.5%	1.2%	1.4%	1.2%
% of Patients satisfied with the dentistry they have received	22	23	95.7%	92.2%	93.1%	92.8%
% of Patients satisfied with the time they had to wait for an appointment	20	23	87.0%	88.3%	89.5%	88.7%

* This is based on patients treated on this contract for their most recent course of treatment. Figures in italics indicate the base number of FP17s or Patient Questionnaire responses are less than 100. N/A is shown where the base number of responses is less than 10 during the period. % is calculated as Quantity/Base number*100

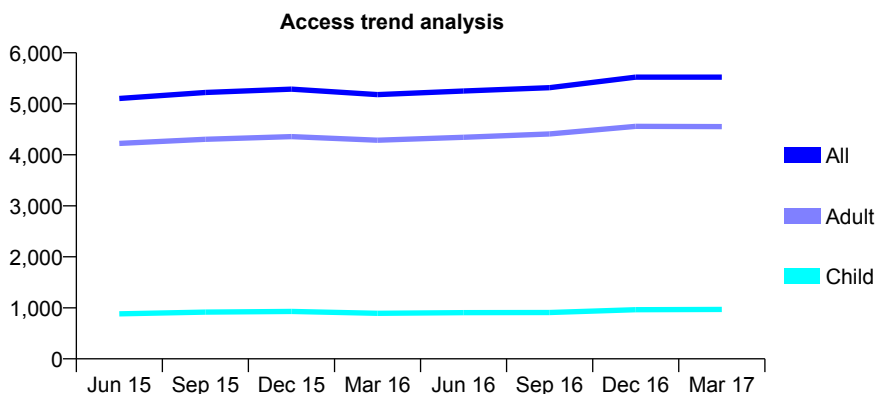
Q47 - Vital Signs At a Glance Contract Report for 157333/0001 - March 2017

Name or company name	IDH
Contract type name	GDS Contract
Purpose of contract	General
Contract start date	01/04/2013
Contract end date	

16/17 Contracted general activity (UDA)	15,064
Carry forward general activity (UDA)	-240
16/17 Contracted orthodontic activity (UOA)	0
Carry forward orthodontic activity (UOA)	0
Baseline contract value	£328,899.94

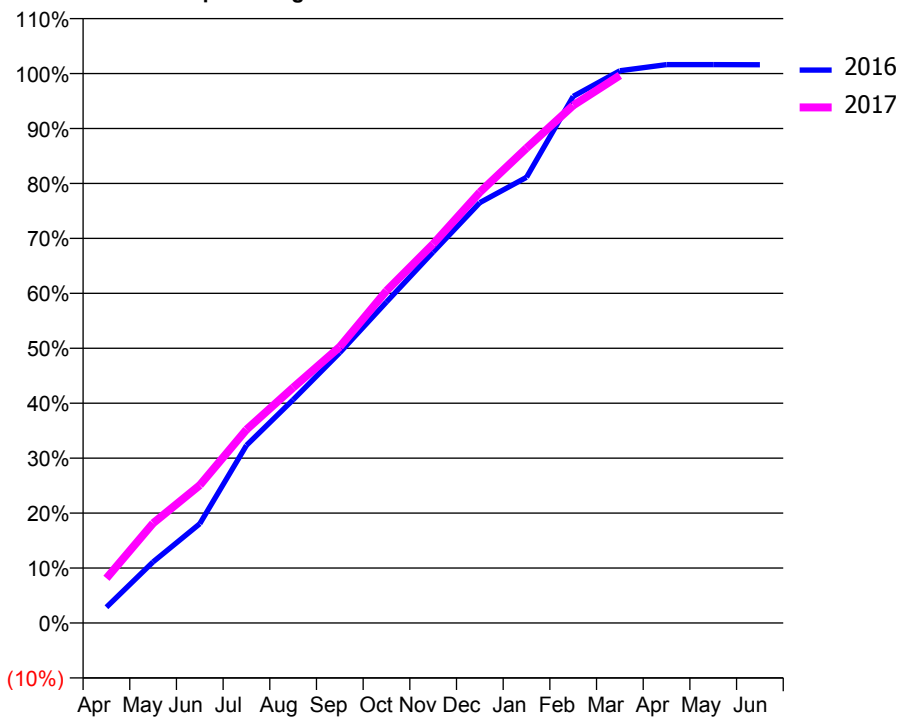
ACCESS*

Patients seen in 24 months	Total	Change since previous quarter
Quarter ending March 2016	5,180	
Quarter ending June 2016	5,251	→
Quarter ending September 2016	5,316	→
Quarter ending December 2016	5,523	↑
Quarter ending March 2017	5,522	→
Variance since March 2016	6.6%	↑



ACTIVITY

Cumulative percentage of contracted UDA delivered 2016 & 2017



Month	Adjusted Scheduled Activity (UDA)	
	2016	2017
April	432	1,227
May	1,677	2,735
June	2,720	3,779
July	4,872	5,303
August	6,121	6,454
September	7,413	7,572
October	8,801	9,107
November	10,172	10,392
December	11,525	11,809
January	12,218	13,020
February	14,437	14,190
March	15,141	15,011
April	15,306	
May	15,306	
June	15,304	

QUALITY

	Quantity	Base Number	Contract	AT	Region	England
% of FP17s for the same patient ID Re-attending within 3 months - Children	76	1,393	5.5%	13.2%	13.3%	12.3%
% of FP17s for the same patient ID Re-attending within 3 months - Adults	819	6,076	13.5%	17.3%	17.3%	16.7%
% of FP17s for the same patient ID Re-attending between 3 & 9 months - Children	865	1,393	62.1%	56.9%	58.9%	57.6%
% of FP17s for the same patient ID Re-attending between 3 & 9 months - Adults	2,974	6,076	48.9%	50.6%	52.2%	50.1%
% of FP17s for Band 1 Urgent Courses	410	7,384	5.6%	10.9%	9.2%	9.1%
% of FP17s Relating to Free Repair or Replacements	38	7,384	0.5%	0.9%	1.0%	0.8%
% of FP17s Relating to Continuations	192	7,384	2.6%	1.2%	1.4%	1.2%
% of Patients satisfied with the dentistry they have received	14	14	100.0%	92.2%	93.1%	92.8%
% of Patients satisfied with the time they had to wait for an appointment	12	14	85.7%	88.3%	89.5%	88.7%

* This is based on patients treated on this contract for their most recent course of treatment. Figures in italics indicate the base number of FP17s or Patient Questionnaire responses are less than 100. N/A is shown where the base number of responses is less than 10 during the period. % is calculated as Quantity/Base number*100

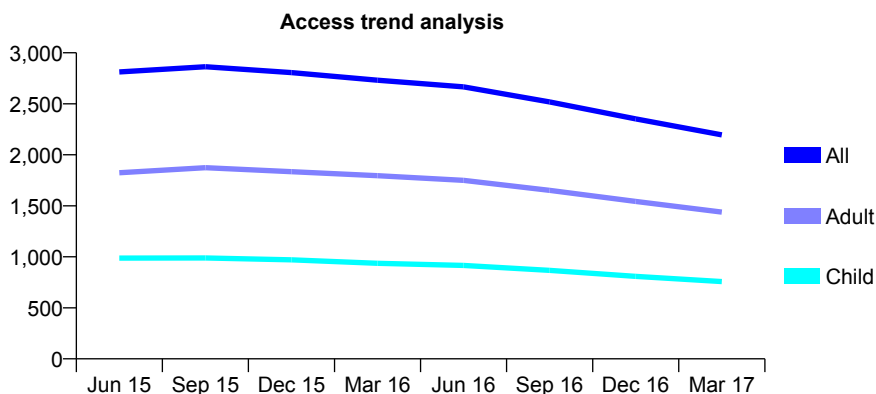
Q47 - Vital Signs At a Glance Contract Report for 157368/0024 - March 2017

Name or company name	East Lancashire Dental Service
Contract type name	PDS Contract
Purpose of contract	General
Contract start date	01/06/2011
Contract end date	31/03/2018

16/17 Contracted general activity (UDA)	5,000
Carry forward general activity (UDA)	0
16/17 Contracted orthodontic activity (UOA)	0
Carry forward orthodontic activity (UOA)	0
Baseline contract value	£0.00

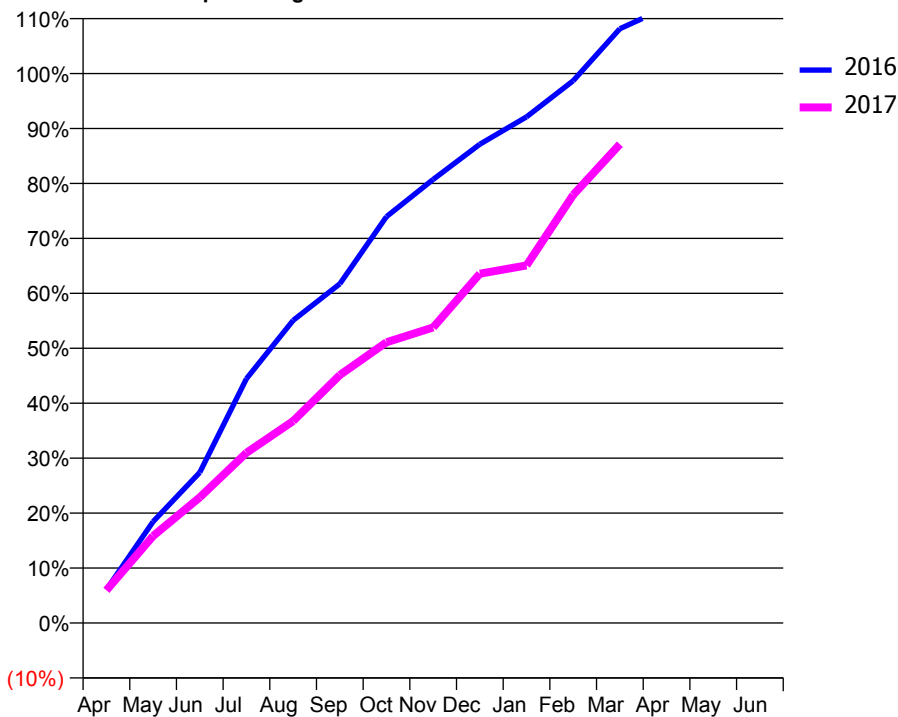
ACCESS*

Patients seen in 24 months	Total	Change since previous quarter
Quarter ending March 2016	2,731	
Quarter ending June 2016	2,666	↓
Quarter ending September 2016	2,518	↓
Quarter ending December 2016	2,352	↓
Quarter ending March 2017	2,196	↓
Variance since March 2016	(19.6%)	↓



ACTIVITY

Cumulative percentage of contracted UDA delivered 2016 & 2017



Adjusted Scheduled Activity (UDA)

Month	2016	2017
April	306	298
May	923	792
June	1,371	1,143
July	2,224	1,549
August	2,753	1,838
September	3,086	2,257
October	3,698	2,554
November	4,036	2,689
December	4,356	3,178
January	4,605	3,253
February	4,935	3,896
March	5,407	4,356
April	5,600	
May	5,639	
June	5,642	

QUALITY

	Quantity	Base Number	Contract	AT	Region	England
% of FP17s for the same patient ID Re-attending within 3 months - Children	51	839	6.1%	13.2%	13.3%	12.3%
% of FP17s for the same patient ID Re-attending within 3 months - Adults	220	1,509	14.6%	17.3%	17.3%	16.7%
% of FP17s for the same patient ID Re-attending between 3 & 9 months - Children	277	839	33.0%	56.9%	58.9%	57.6%
% of FP17s for the same patient ID Re-attending between 3 & 9 months - Adults	432	1,509	28.6%	50.6%	52.2%	50.1%
% of FP17s for Band 1 Urgent Courses	495	2,218	22.3%	10.9%	9.2%	9.1%
% of FP17s Relating to Free Repair or Replacements	25	2,218	1.1%	0.9%	1.0%	0.8%
% of FP17s Relating to Continuations	4	2,218	0.2%	1.2%	1.4%	1.2%
% of Patients satisfied with the dentistry they have received	0	1	N/A	92.2%	93.1%	92.8%
% of Patients satisfied with the time they had to wait for an appointment	0	1	N/A	88.3%	89.5%	88.7%

* This is based on patients treated on this contract for their most recent course of treatment. Figures in italics indicate the base number of FP17s or Patient Questionnaire responses are less than 100. N/A is shown where the base number of responses is less than 10 during the period. % is calculated as Quantity/Base number*100

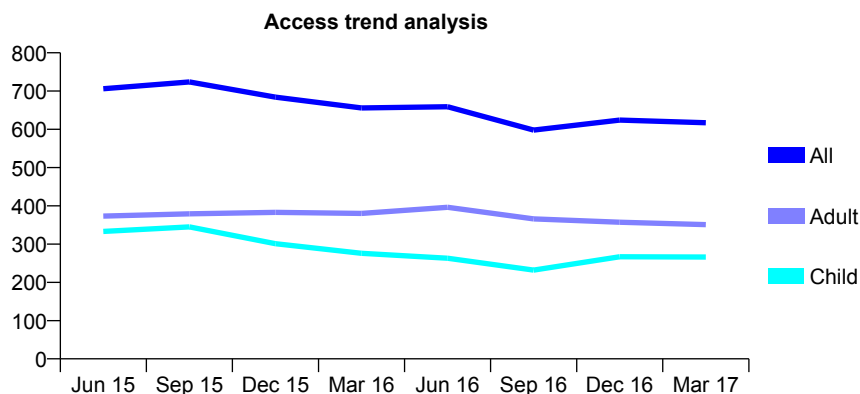
Q47 - Vital Signs At a Glance Contract Report for 158240/0011 - March 2017

Name or company name	East Lancashire Dental Service
Contract type name	PDS Contract
Purpose of contract	General and Orthodontic
Contract start date	01/04/2009
Contract end date	31/03/2018

16/17 Contracted general activity (UDA)	3,150
Carry forward general activity (UDA)	0
16/17 Contracted orthodontic activity (UOA)	3,150
Carry forward orthodontic activity (UOA)	0
Baseline contract value	£0.00

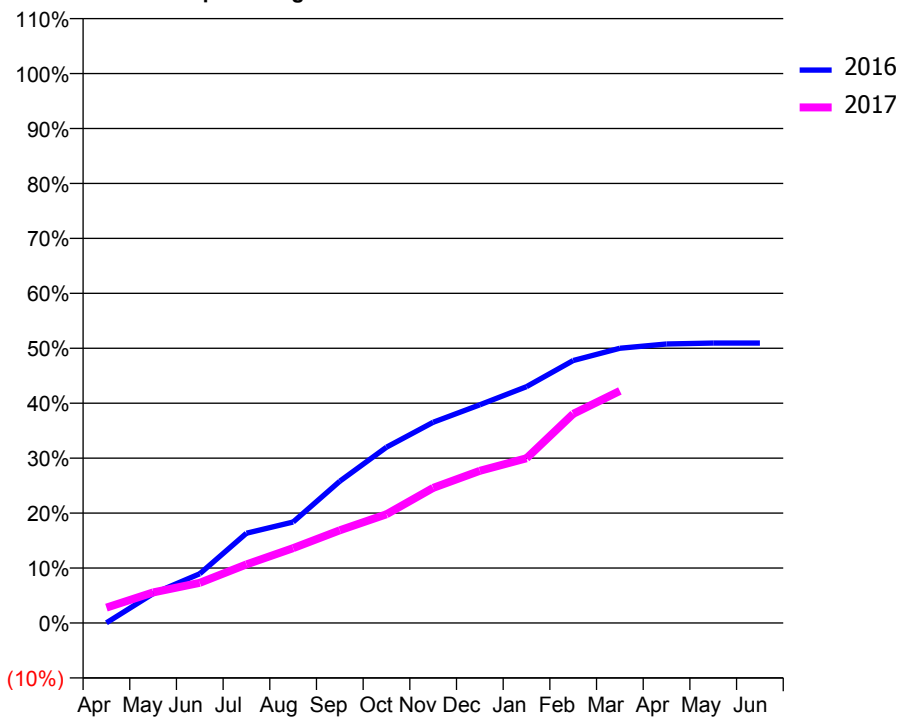
ACCESS*

Patients seen in 24 months	Total	Change since previous quarter
Quarter ending March 2016	656	
Quarter ending June 2016	659	→
Quarter ending September 2016	598	↓
Quarter ending December 2016	624	↑
Quarter ending March 2017	617	↓
Variance since March 2016	(5.9%)	↓



ACTIVITY

Cumulative percentage of contracted UDA delivered 2016 & 2017



Month	Adjusted Scheduled Activity (UDA)	
	2016	2017
April	1	88
May	168	176
June	282	231
July	515	336
August	579	429
September	813	532
October	1,008	623
November	1,151	775
December	1,251	872
January	1,355	944
February	1,505	1,199
March	1,575	1,330
April	1,600	
May	1,605	
June	1,605	

QUALITY

	Quantity	Base Number	Contract	AT	Region	England
% of FP17s for the same patient ID Re-attending within 3 months - Children	24	568	4.2%	13.2%	13.3%	12.3%
% of FP17s for the same patient ID Re-attending within 3 months - Adults	50	350	14.3%	17.3%	17.3%	16.7%
% of FP17s for the same patient ID Re-attending between 3 & 9 months - Children	64	568	11.3%	56.9%	58.9%	57.6%
% of FP17s for the same patient ID Re-attending between 3 & 9 months - Adults	116	350	33.1%	50.6%	52.2%	50.1%
% of FP17s for Band 1 Urgent Courses	41	799	5.1%	10.9%	9.2%	9.1%
% of FP17s Relating to Free Repair or Replacements	0	799	0.0%	0.9%	1.0%	0.8%
% of FP17s Relating to Continuations	1	799	0.1%	1.2%	1.4%	1.2%
% of Patients satisfied with the dentistry they have received	1	1	N/A	92.2%	93.1%	92.8%
% of Patients satisfied with the time they had to wait for an appointment	1	1	N/A	88.3%	89.5%	88.7%

* This is based on patients treated on this contract for their most recent course of treatment. Figures in italics indicate the base number of FP17s or Patient Questionnaire responses are less than 100. N/A is shown where the base number of responses is less than 10 during the period. % is calculated as Quantity/Base number*100

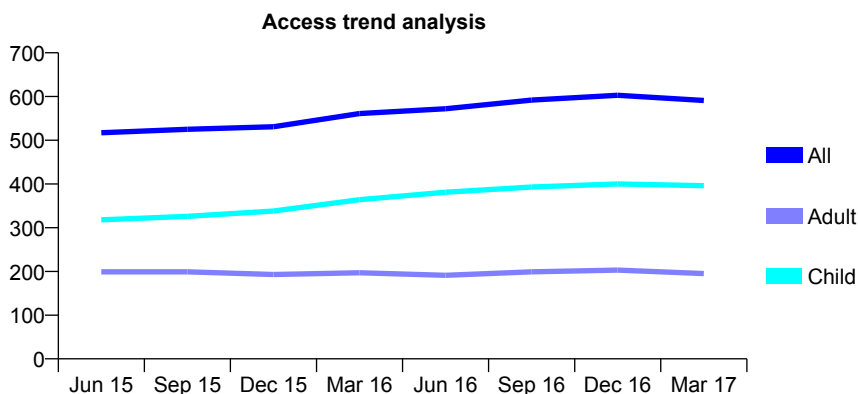
Q47 - Vital Signs At a Glance Contract Report for 158739/0001 - March 2017

Name or company name	Colne Dental Care
Contract type name	GDS Contract
Purpose of contract	General
Contract start date	01/04/2009
Contract end date	

16/17 Contracted general activity (UDA)	2,150
Carry forward general activity (UDA)	0
16/17 Contracted orthodontic activity (UOA)	0
Carry forward orthodontic activity (UOA)	0
Baseline contract value	£49,117.04

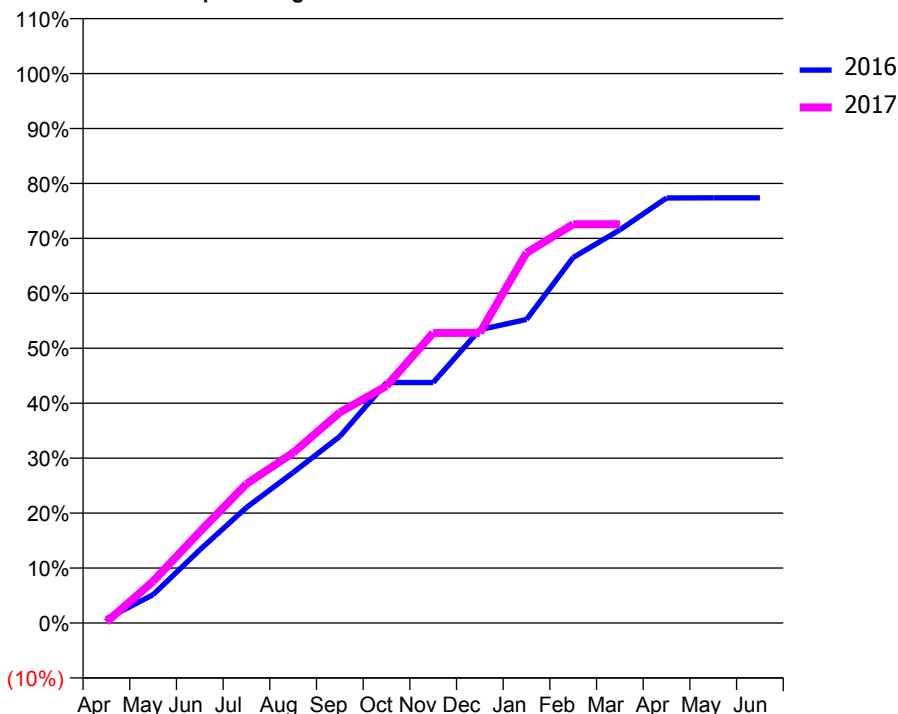
ACCESS*

Patients seen in 24 months	Total	Change since previous quarter
Quarter ending March 2016	561	
Quarter ending June 2016	572	→
Quarter ending September 2016	592	↑
Quarter ending December 2016	603	→
Quarter ending March 2017	591	↓
Variance since March 2016	5.3%	↑



ACTIVITY

Cumulative percentage of contracted UDA delivered 2016 & 2017



Month	Adjusted Scheduled Activity (UDA)	
	2016	2017
April	16	4
May	111	163
June	286	357
July	452	545
August	589	666
September	730	824
October	941	928
November	941	1,135
December	1,147	1,135
January	1,188	1,448
February	1,430	1,560
March	1,538	1,560
April	1,663	
May	1,664	
June	1,664	

QUALITY

	Quantity	Base Number	Contract	AT	Region	England
% of FP17s for the same patient ID Re-attending within 3 months - Children	179	768	23.3%	13.2%	13.3%	12.3%
% of FP17s for the same patient ID Re-attending within 3 months - Adults	45	218	20.6%	17.3%	17.3%	16.7%
% of FP17s for the same patient ID Re-attending between 3 & 9 months - Children	378	768	49.2%	56.9%	58.9%	57.6%
% of FP17s for the same patient ID Re-attending between 3 & 9 months - Adults	108	218	49.5%	50.6%	52.2%	50.1%
% of FP17s for Band 1 Urgent Courses	66	905	7.3%	10.9%	9.2%	9.1%
% of FP17s Relating to Free Repair or Replacements	1	905	0.1%	0.9%	1.0%	0.8%
% of FP17s Relating to Continuations	4	905	0.4%	1.2%	1.4%	1.2%
% of Patients satisfied with the dentistry they have received	1	1	N/A	92.2%	93.1%	92.8%
% of Patients satisfied with the time they had to wait for an appointment	1	1	N/A	88.3%	89.5%	88.7%

* This is based on patients treated on this contract for their most recent course of treatment. Figures in italics indicate the base number of FP17s or Patient Questionnaire responses are less than 100. N/A is shown where the base number of responses is less than 10 during the period. % is calculated as Quantity/Base number*100

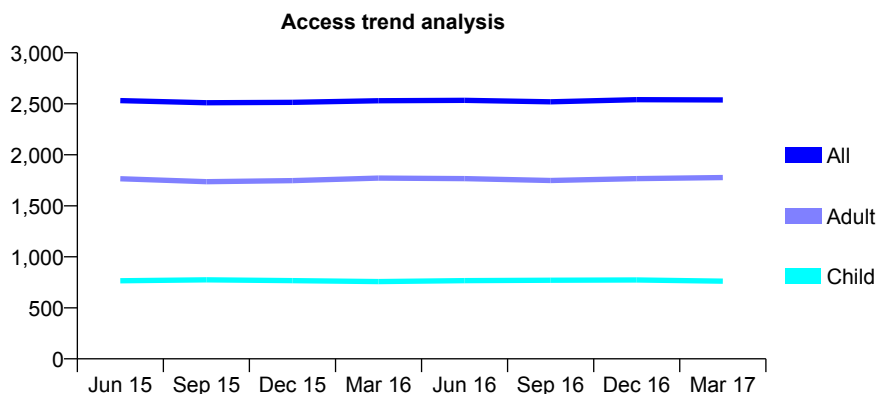
Q47 - Vital Signs At a Glance Contract Report for 159468/0001 - March 2017

Name or company name	Eccleston Dental Practice (Ltd)
Contract type name	GDS Contract
Purpose of contract	General
Contract start date	01/04/2008
Contract end date	

16/17 Contracted general activity (UDA)	10,559
Carry forward general activity (UDA)	-196
16/17 Contracted orthodontic activity (UOA)	0
Carry forward orthodontic activity (UOA)	0
Baseline contract value	£287,128.44

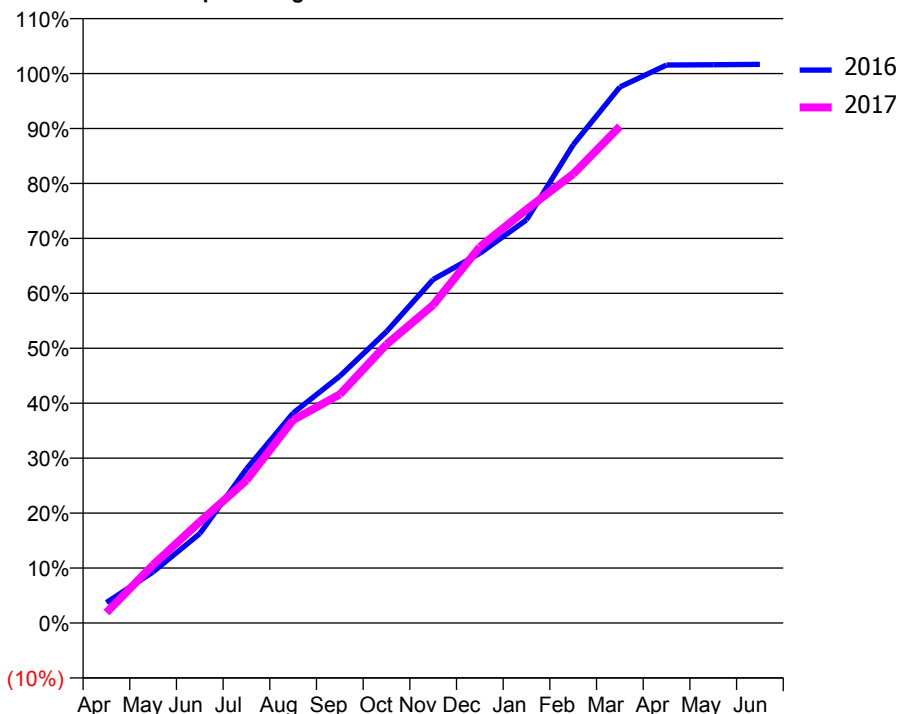
ACCESS*

Patients seen in 24 months	Total	Change since previous quarter
Quarter ending March 2016	2,530	
Quarter ending June 2016	2,534	→
Quarter ending September 2016	2,519	→
Quarter ending December 2016	2,540	→
Quarter ending March 2017	2,538	→
Variance since March 2016	0.3%	→



ACTIVITY

Cumulative percentage of contracted UDA delivered 2016 & 2017



Month	Adjusted Scheduled Activity (UDA)	
	2016	2017
April	393	202
May	982	1,118
June	1,719	1,946
July	2,961	2,743
August	4,035	3,901
September	4,744	4,394
October	5,600	5,353
November	6,602	6,113
December	7,103	7,228
January	7,747	7,947
February	9,190	8,629
March	10,300	9,544
April	10,723	
May	10,727	
June	10,734	

QUALITY

	Quantity	Base Number	Contract	AT	Region	England
% of FP17s for the same patient ID Re-attending within 3 months - Children	122	1,136	10.7%	13.2%	13.3%	12.3%
% of FP17s for the same patient ID Re-attending within 3 months - Adults	700	2,904	24.1%	17.3%	17.3%	16.7%
% of FP17s for the same patient ID Re-attending between 3 & 9 months - Children	597	1,136	52.6%	56.9%	58.9%	57.6%
% of FP17s for the same patient ID Re-attending between 3 & 9 months - Adults	1,525	2,904	52.5%	50.6%	52.2%	50.1%
% of FP17s for Band 1 Urgent Courses	285	3,874	7.4%	10.9%	9.2%	9.1%
% of FP17s Relating to Free Repair or Replacements	80	3,874	2.1%	0.9%	1.0%	0.8%
% of FP17s Relating to Continuations	158	3,874	4.1%	1.2%	1.4%	1.2%
% of Patients satisfied with the dentistry they have received	5	6	N/A	92.2%	93.1%	92.8%
% of Patients satisfied with the time they had to wait for an appointment	6	6	N/A	88.3%	89.5%	88.7%

* This is based on patients treated on this contract for their most recent course of treatment. Figures in italics indicate the base number of FP17s or Patient Questionnaire responses are less than 100. N/A is shown where the base number of responses is less than 10 during the period. % is calculated as Quantity/Base number*100

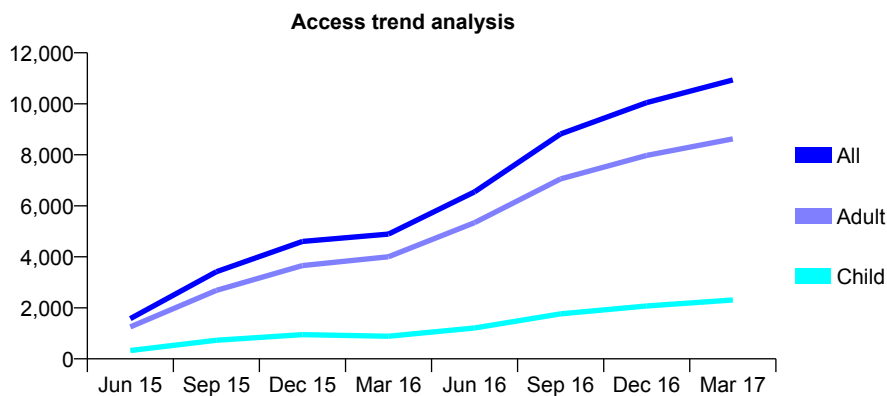
Q47 - Vital Signs At a Glance Contract Report for 159859/0001 - March 2017

Name or company name	Hardhorn Dental Practice
Contract type name	GDS Contract
Purpose of contract	General
Contract start date	01/04/2015
Contract end date	

16/17 Contracted general activity (UDA)	39,516
Carry forward general activity (UDA)	-17
16/17 Contracted orthodontic activity (UOA)	0
Carry forward orthodontic activity (UOA)	0
Baseline contract value	£1,137,220.75

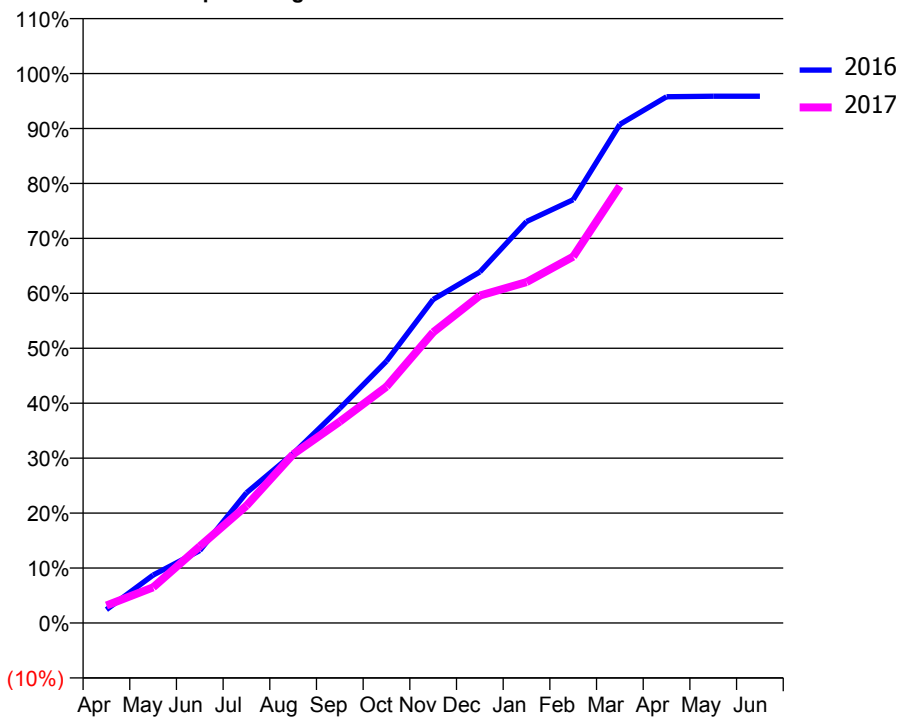
ACCESS*

Patients seen in 24 months	Total	Change since previous quarter
Quarter ending March 2016	4,892	
Quarter ending June 2016	6,550	↑
Quarter ending September 2016	8,819	↑
Quarter ending December 2016	10,049	↑
Quarter ending March 2017	10,936	↑
Variance since March 2016	123.5%	↑



ACTIVITY

Cumulative percentage of contracted UDA delivered 2016 & 2017



Month	Adjusted Scheduled Activity (UDA)	
	2016	2017
April	441	1,262
May	1,572	2,568
June	2,374	5,518
July	4,264	8,434
August	5,549	12,133
September	7,028	14,482
October	8,575	17,001
November	10,594	20,913
December	11,496	23,544
January	13,143	24,514
February	13,860	26,348
March	16,327	31,416
April	17,231	
May	17,249	
June	17,248	

QUALITY

	Quantity	Base Number	Contract	AT	Region	England
% of FP17s for the same patient ID Re-attending within 3 months - Children	274	3,421	8.0%	13.2%	13.3%	12.3%
% of FP17s for the same patient ID Re-attending within 3 months - Adults	1,878	12,613	14.9%	17.3%	17.3%	16.7%
% of FP17s for the same patient ID Re-attending between 3 & 9 months - Children	1,151	3,421	33.6%	56.9%	58.9%	57.6%
% of FP17s for the same patient ID Re-attending between 3 & 9 months - Adults	4,331	12,613	34.3%	50.6%	52.2%	50.1%
% of FP17s for Band 1 Urgent Courses	1,109	15,033	7.4%	10.9%	9.2%	9.1%
% of FP17s Relating to Free Repair or Replacements	119	15,033	0.8%	0.9%	1.0%	0.8%
% of FP17s Relating to Continuations	73	15,033	0.5%	1.2%	1.4%	1.2%
% of Patients satisfied with the dentistry they have received	21	23	91.3%	92.2%	93.1%	92.8%
% of Patients satisfied with the time they had to wait for an appointment	21	23	91.3%	88.3%	89.5%	88.7%

* This is based on patients treated on this contract for their most recent course of treatment. Figures in italics indicate the base number of FP17s or Patient Questionnaire responses are less than 100. N/A is shown where the base number of responses is less than 10 during the period. % is calculated as Quantity/Base number*100

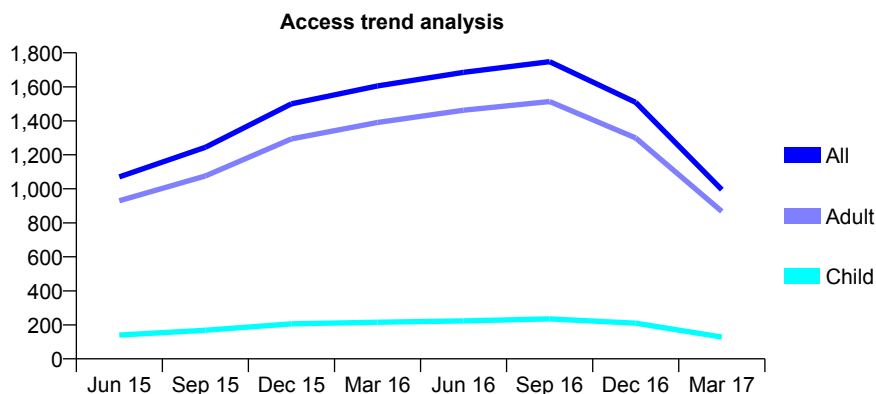
Q47 - Vital Signs At a Glance Contract Report for 160660/0001 - March 2017

Name or company name	Blackpool PCT
Contract type name	PDS Contract
Purpose of contract	General
Contract start date	01/04/2006
Contract end date	

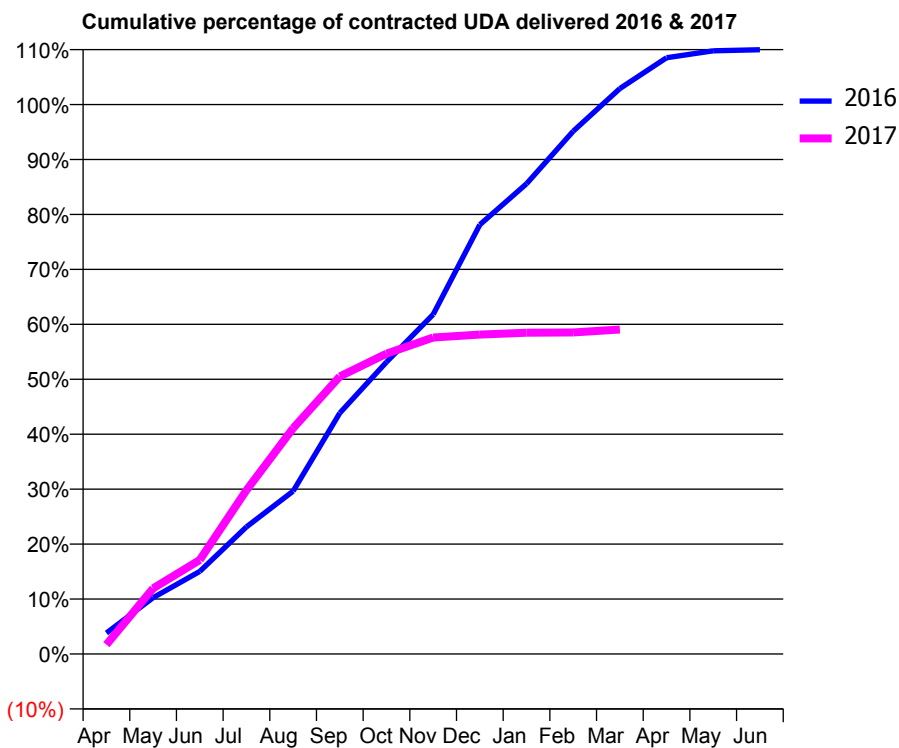
16/17 Contracted general activity (UDA)	6,200
Carry forward general activity (UDA)	0
16/17 Contracted orthodontic activity (UOA)	0
Carry forward orthodontic activity (UOA)	0
Baseline contract value	£0.00

ACCESS*

Patients seen in 24 months	Total	Change since previous quarter
Quarter ending March 2016	1,605	
Quarter ending June 2016	1,685	↑
Quarter ending September 2016	1,748	↑
Quarter ending December 2016	1,509	↓
Quarter ending March 2017	995	↓
Variance since March 2016	(38.0%)	↓



ACTIVITY



Month	Adjusted Scheduled Activity (UDA)	
	2016	2017
April	237	106
May	635	741
June	932	1,061
July	1,435	1,849
August	1,838	2,549
September	2,720	3,131
October	3,294	3,389
November	3,831	3,572
December	4,844	3,605
January	5,306	3,626
February	5,898	3,629
March	6,381	3,662
April	6,727	
May	6,806	
June	6,818	

QUALITY

	Quantity	Base Number	Contract	AT	Region	England
% of FP17s for the same patient ID Re-attending within 3 months - Children	14	175	8.0%	13.2%	13.3%	12.3%
% of FP17s for the same patient ID Re-attending within 3 months - Adults	224	1,229	18.2%	17.3%	17.3%	16.7%
% of FP17s for the same patient ID Re-attending between 3 & 9 months - Children	62	175	35.4%	56.9%	58.9%	57.6%
% of FP17s for the same patient ID Re-attending between 3 & 9 months - Adults	531	1,229	43.2%	50.6%	52.2%	50.1%
% of FP17s for Band 1 Urgent Courses	80	1,261	6.3%	10.9%	9.2%	9.1%
% of FP17s Relating to Free Repair or Replacements	70	1,261	5.6%	0.9%	1.0%	0.8%
% of FP17s Relating to Continuations	44	1,261	3.5%	1.2%	1.4%	1.2%
% of Patients satisfied with the dentistry they have received	4	4	N/A	92.2%	93.1%	92.8%
% of Patients satisfied with the time they had to wait for an appointment	4	4	N/A	88.3%	89.5%	88.7%

* This is based on patients treated on this contract for their most recent course of treatment. Figures in italics indicate the base number of FP17s or Patient Questionnaire responses are less than 100. N/A is shown where the base number of responses is less than 10 during the period. % is calculated as Quantity/Base number*100

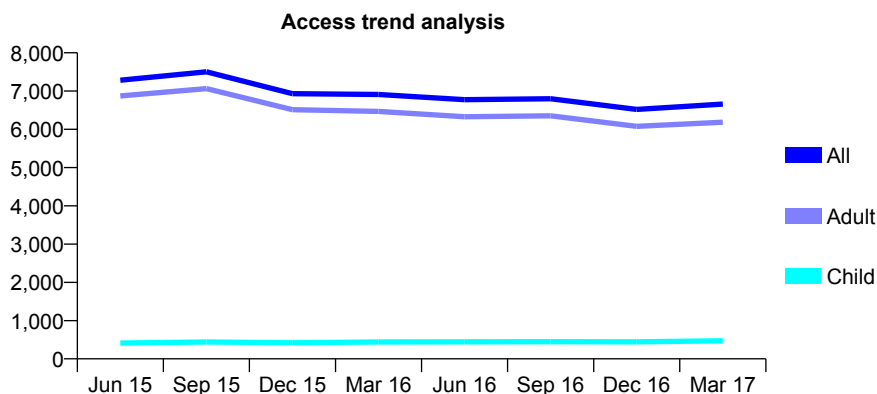
Q47 - Vital Signs At a Glance Contract Report for 160660/0002 - March 2017

Name or company name	Blackpool PCT
Contract type name	PDS Contract
Purpose of contract	General
Contract start date	01/04/2006
Contract end date	

16/17 Contracted general activity (UDA)	12,480
Carry forward general activity (UDA)	0
16/17 Contracted orthodontic activity (UOA)	0
Carry forward orthodontic activity (UOA)	0
Baseline contract value	£0.00

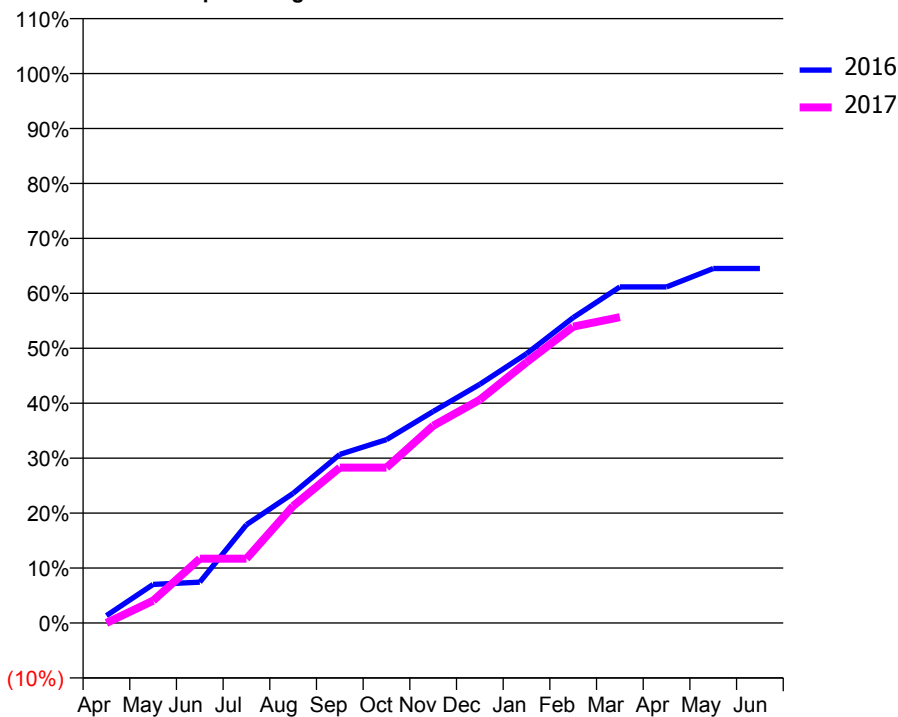
ACCESS*

Patients seen in 24 months	Total	Change since previous quarter
Quarter ending March 2016	6,909	
Quarter ending June 2016	6,773	↓
Quarter ending September 2016	6,799	→
Quarter ending December 2016	6,520	↓
Quarter ending March 2017	6,659	↑
Variance since March 2016	(3.6%)	↓



ACTIVITY

Cumulative percentage of contracted UDA delivered 2016 & 2017



Month	Adjusted Scheduled Activity (UDA)	
	2016	2017
April	167	0
May	878	506
June	929	1,461
July	2,232	1,461
August	2,944	2,659
September	3,829	3,530
October	4,166	3,530
November	4,806	4,481
December	5,422	5,072
January	6,116	5,923
February	6,936	6,731
March	7,634	6,946
April	7,634	
May	8,052	
June	8,052	

QUALITY

	Quantity	Base Number	Contract	AT	Region	England
% of FP17s for the same patient ID Re-attending within 3 months - Children	47	609	7.7%	13.2%	13.3%	12.3%
% of FP17s for the same patient ID Re-attending within 3 months - Adults	462	5,499	8.4%	17.3%	17.3%	16.7%
% of FP17s for the same patient ID Re-attending between 3 & 9 months - Children	18	609	3.0%	56.9%	58.9%	57.6%
% of FP17s for the same patient ID Re-attending between 3 & 9 months - Adults	287	5,499	5.2%	50.6%	52.2%	50.1%
% of FP17s for Band 1 Urgent Courses	5,692	5,734	99.3%	10.9%	9.2%	9.1%
% of FP17s Relating to Free Repair or Replacements	0	5,734	0.0%	0.9%	1.0%	0.8%
% of FP17s Relating to Continuations	0	5,734	0.0%	1.2%	1.4%	1.2%
% of Patients satisfied with the dentistry they have received	2	2	N/A	92.2%	93.1%	92.8%
% of Patients satisfied with the time they had to wait for an appointment	2	2	N/A	88.3%	89.5%	88.7%

* This is based on patients treated on this contract for their most recent course of treatment. Figures in italics indicate the base number of FP17s or Patient Questionnaire responses are less than 100. N/A is shown where the base number of responses is less than 10 during the period. % is calculated as Quantity/Base number*100

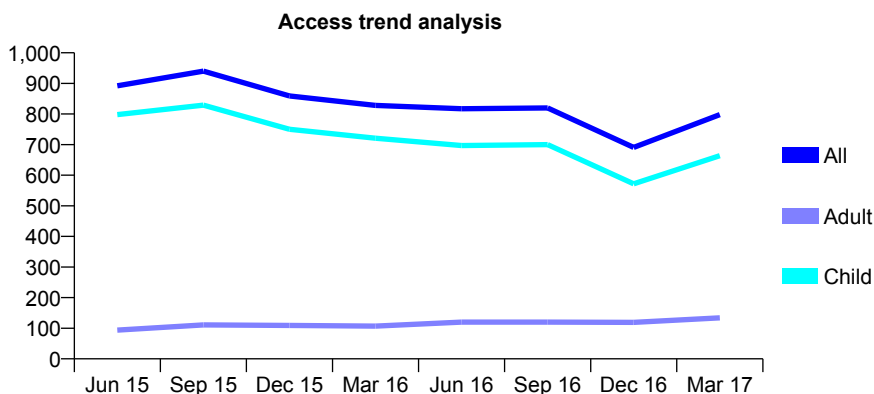
Q47 - Vital Signs At a Glance Contract Report for 160660/0005 - March 2017

Name or company name	Blackpool PCT
Contract type name	PDS Contract
Purpose of contract	General
Contract start date	01/04/2006
Contract end date	

16/17 Contracted general activity (UDA)	1,460
Carry forward general activity (UDA)	0
16/17 Contracted orthodontic activity (UOA)	0
Carry forward orthodontic activity (UOA)	0
Baseline contract value	£0.00

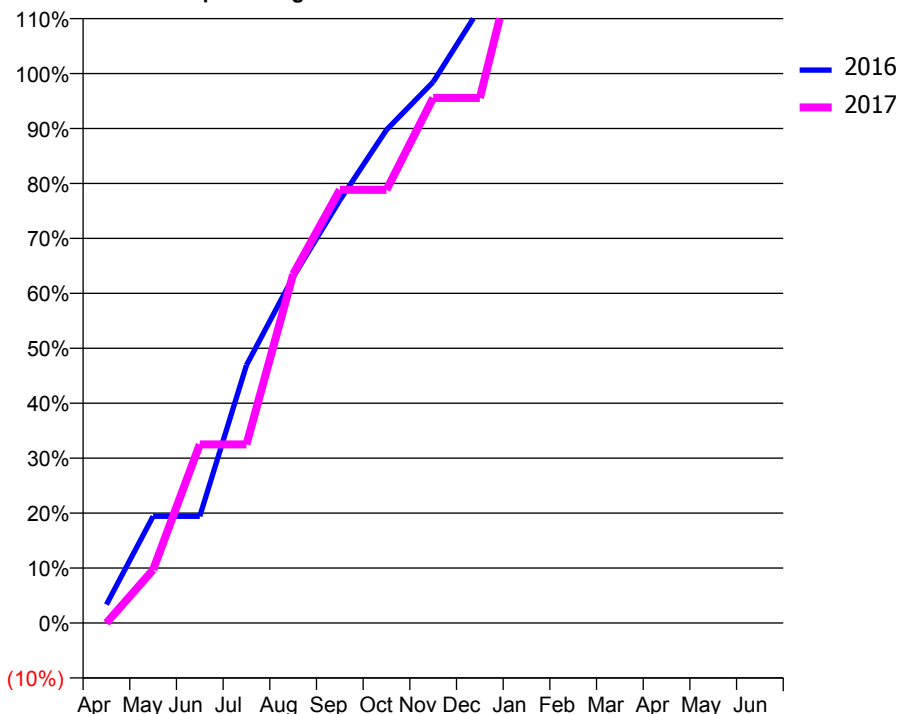
ACCESS*

Patients seen in 24 months	Total	Change since previous quarter
Quarter ending March 2016	828	
Quarter ending June 2016	817	↓
Quarter ending September 2016	820	→
Quarter ending December 2016	691	↓
Quarter ending March 2017	798	↑
Variance since March 2016	(3.6%)	↓



ACTIVITY

Cumulative percentage of contracted UDA delivered 2016 & 2017



Month	Adjusted Scheduled Activity (UDA)	
	2016	2017
April	49	0
May	284	141
June	284	475
July	685	475
August	919	927
September	1,123	1,151
October	1,310	1,151
November	1,438	1,395
December	1,633	1,395
January	1,889	1,888
February	2,036	2,128
March	2,290	2,130
April	2,293	
May	2,428	
June	2,429	

QUALITY

	Quantity	Base Number	Contract	AT	Region	England
% of FP17s for the same patient ID Re-attending within 3 months - Children	7	738	0.9%	13.2%	13.3%	12.3%
% of FP17s for the same patient ID Re-attending within 3 months - Adults	1	124	0.8%	17.3%	17.3%	16.7%
% of FP17s for the same patient ID Re-attending between 3 & 9 months - Children	8	738	1.1%	56.9%	58.9%	57.6%
% of FP17s for the same patient ID Re-attending between 3 & 9 months - Adults	1	124	0.8%	50.6%	52.2%	50.1%
% of FP17s for Band 1 Urgent Courses	7	809	0.9%	10.9%	9.2%	9.1%
% of FP17s Relating to Free Repair or Replacements	0	809	0.0%	0.9%	1.0%	0.8%
% of FP17s Relating to Continuations	1	809	0.1%	1.2%	1.4%	1.2%
% of Patients satisfied with the dentistry they have received	1	1	N/A	92.2%	93.1%	92.8%
% of Patients satisfied with the time they had to wait for an appointment	0	1	N/A	88.3%	89.5%	88.7%

* This is based on patients treated on this contract for their most recent course of treatment. Figures in italics indicate the base number of FP17s or Patient Questionnaire responses are less than 100. N/A is shown where the base number of responses is less than 10 during the period. % is calculated as Quantity/Base number*100

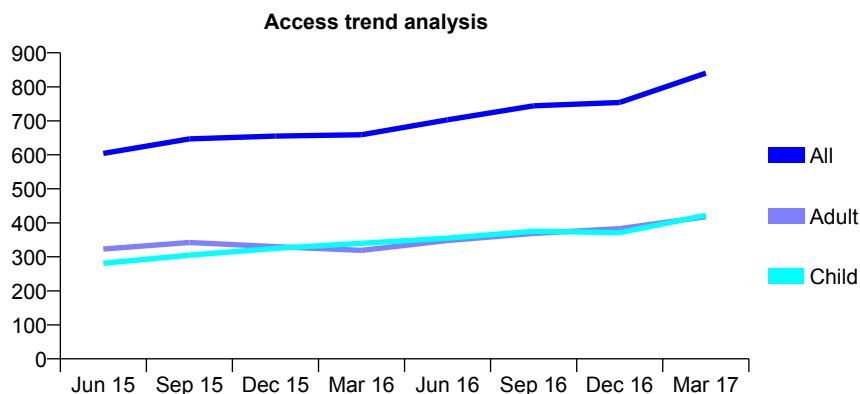
Q47 - Vital Signs At a Glance Contract Report for 160660/0008 - March 2017

Name or company name	Blackpool PCT
Contract type name	PDS Contract
Purpose of contract	General
Contract start date	01/04/2006
Contract end date	

16/17 Contracted general activity (UDA)	2,903
Carry forward general activity (UDA)	0
16/17 Contracted orthodontic activity (UOA)	0
Carry forward orthodontic activity (UOA)	0
Baseline contract value	£0.00

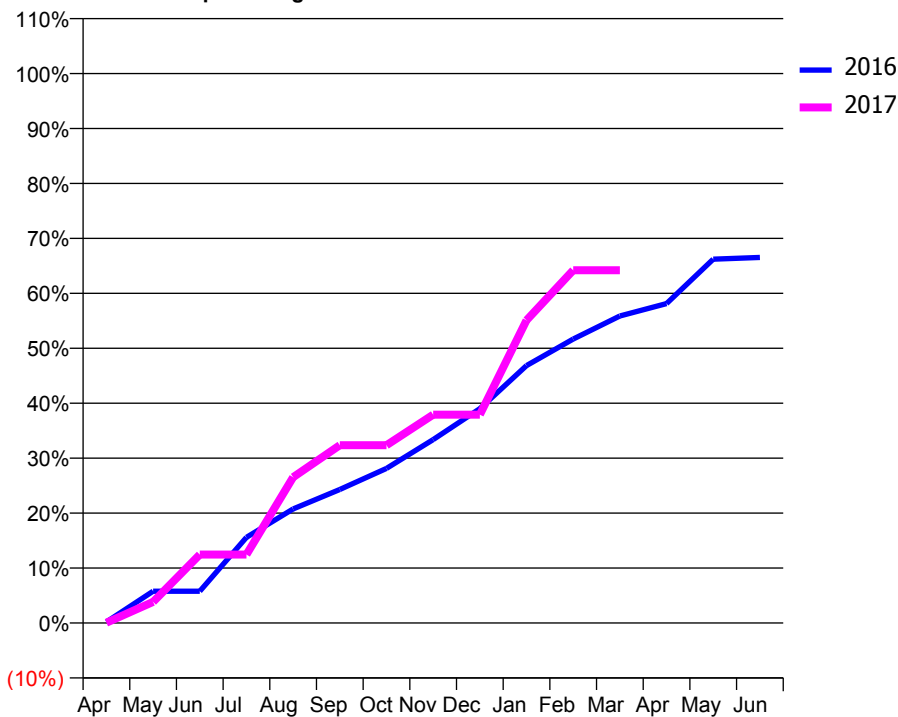
ACCESS*

Patients seen in 24 months	Total	Change since previous quarter
Quarter ending March 2016	659	
Quarter ending June 2016	703	↑
Quarter ending September 2016	744	↑
Quarter ending December 2016	754	→
Quarter ending March 2017	840	↑
Variance since March 2016	27.5%	↑



ACTIVITY

Cumulative percentage of contracted UDA delivered 2016 & 2017



Adjusted Scheduled Activity (UDA)

Month	2016	2017
April	6	2
May	168	112
June	168	362
July	453	362
August	603	770
September	705	939
October	817	939
November	969	1,101
December	1,132	1,101
January	1,360	1,600
February	1,500	1,864
March	1,622	1,864
April	1,688	
May	1,922	
June	1,931	

QUALITY

	Quantity	Base Number	Contract	AT	Region	England
% of FP17s for the same patient ID Re-attending within 3 months - Children	32	655	4.9%	13.2%	13.3%	12.3%
% of FP17s for the same patient ID Re-attending within 3 months - Adults	72	636	11.3%	17.3%	17.3%	16.7%
% of FP17s for the same patient ID Re-attending between 3 & 9 months - Children	342	655	52.2%	56.9%	58.9%	57.6%
% of FP17s for the same patient ID Re-attending between 3 & 9 months - Adults	325	636	51.1%	50.6%	52.2%	50.1%
% of FP17s for Band 1 Urgent Courses	34	1,136	3.0%	10.9%	9.2%	9.1%
% of FP17s Relating to Free Repair or Replacements	5	1,136	0.4%	0.9%	1.0%	0.8%
% of FP17s Relating to Continuations	0	1,136	0.0%	1.2%	1.4%	1.2%
% of Patients satisfied with the dentistry they have received	0	0	N/A	92.2%	93.1%	92.8%
% of Patients satisfied with the time they had to wait for an appointment	0	0	N/A	88.3%	89.5%	88.7%

* This is based on patients treated on this contract for their most recent course of treatment. Figures in italics indicate the base number of FP17s or Patient Questionnaire responses are less than 100. N/A is shown where the base number of responses is less than 10 during the period. % is calculated as Quantity/Base number*100

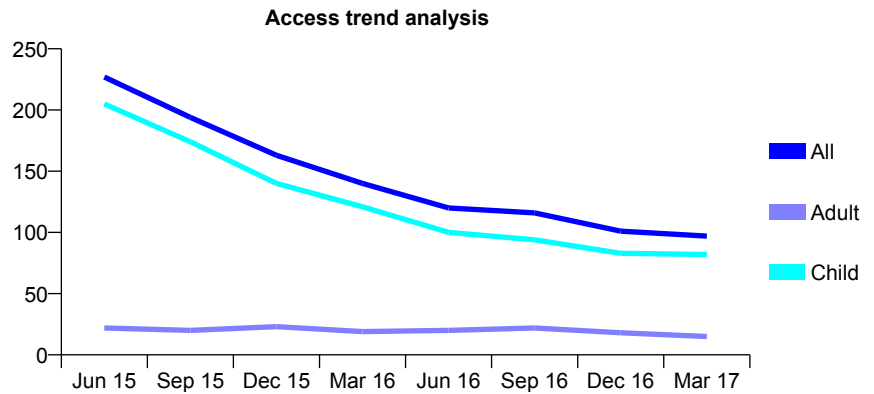
Q47 - Vital Signs At a Glance Contract Report for 160660/0009 - March 2017

Name or company name	Blackpool PCT
Contract type name	PDS Contract
Purpose of contract	General
Contract start date	01/04/2006
Contract end date	

16/17 Contracted general activity (UDA)	2,208
Carry forward general activity (UDA)	0
16/17 Contracted orthodontic activity (UOA)	0
Carry forward orthodontic activity (UOA)	0
Baseline contract value	£0.00

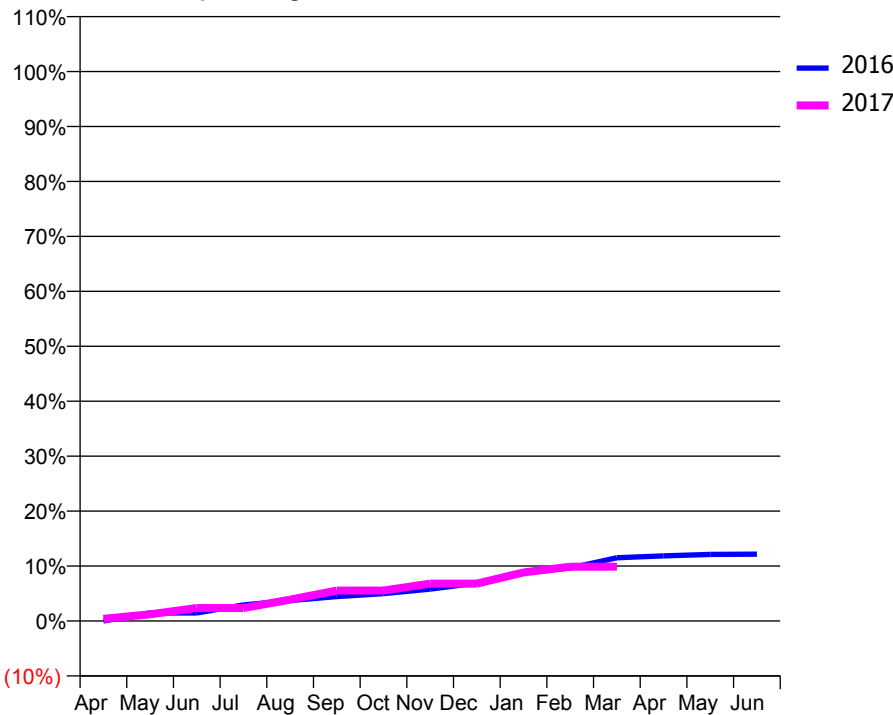
ACCESS*

Patients seen in 24 months	Total	Change since previous quarter
Quarter ending March 2016	140	
Quarter ending June 2016	120	↓
Quarter ending September 2016	116	↓
Quarter ending December 2016	101	↓
Quarter ending March 2017	97	↓
Variance since March 2016	(30.7%)	↓



ACTIVITY

Cumulative percentage of contracted UDA delivered 2016 & 2017



Month	Adjusted Scheduled Activity (UDA)	
	2016	2017
April	0	9
May	32	27
June	32	52
July	65	52
August	82	86
September	98	122
October	110	122
November	128	150
December	152	150
January	195	195
February	213	218
March	254	218
April	262	
May	268	
June	269	

QUALITY

	Quantity	Base Number	Contract	AT	Region	England
% of FP17s for the same patient ID Re-attending within 3 months - Children	0	78	0.0%	13.2%	13.3%	12.3%
% of FP17s for the same patient ID Re-attending within 3 months - Adults	0	17	0.0%	17.3%	17.3%	16.7%
% of FP17s for the same patient ID Re-attending between 3 & 9 months - Children	1	78	1.3%	56.9%	58.9%	57.6%
% of FP17s for the same patient ID Re-attending between 3 & 9 months - Adults	0	17	0.0%	50.6%	52.2%	50.1%
% of FP17s for Band 1 Urgent Courses	1	87	1.1%	10.9%	9.2%	9.1%
% of FP17s Relating to Free Repair or Replacements	0	87	0.0%	0.9%	1.0%	0.8%
% of FP17s Relating to Continuations	0	87	0.0%	1.2%	1.4%	1.2%
% of Patients satisfied with the dentistry they have received	0	0	N/A	92.2%	93.1%	92.8%
% of Patients satisfied with the time they had to wait for an appointment	0	0	N/A	88.3%	89.5%	88.7%

* This is based on patients treated on this contract for their most recent course of treatment. Figures in italics indicate the base number of FP17s or Patient Questionnaire responses are less than 100. N/A is shown where the base number of responses is less than 10 during the period. % is calculated as Quantity/Base number*100

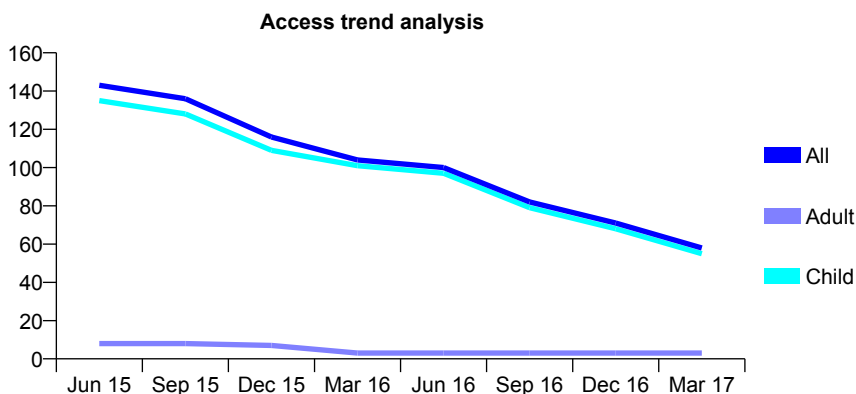
Q47 - Vital Signs At a Glance Contract Report for 160660/0011 - March 2017

Name or company name	Blackpool PCT
Contract type name	PDS Contract
Purpose of contract	General
Contract start date	17/09/2009
Contract end date	

16/17 Contracted general activity (UDA)	3,390
Carry forward general activity (UDA)	0
16/17 Contracted orthodontic activity (UOA)	0
Carry forward orthodontic activity (UOA)	0
Baseline contract value	£0.00

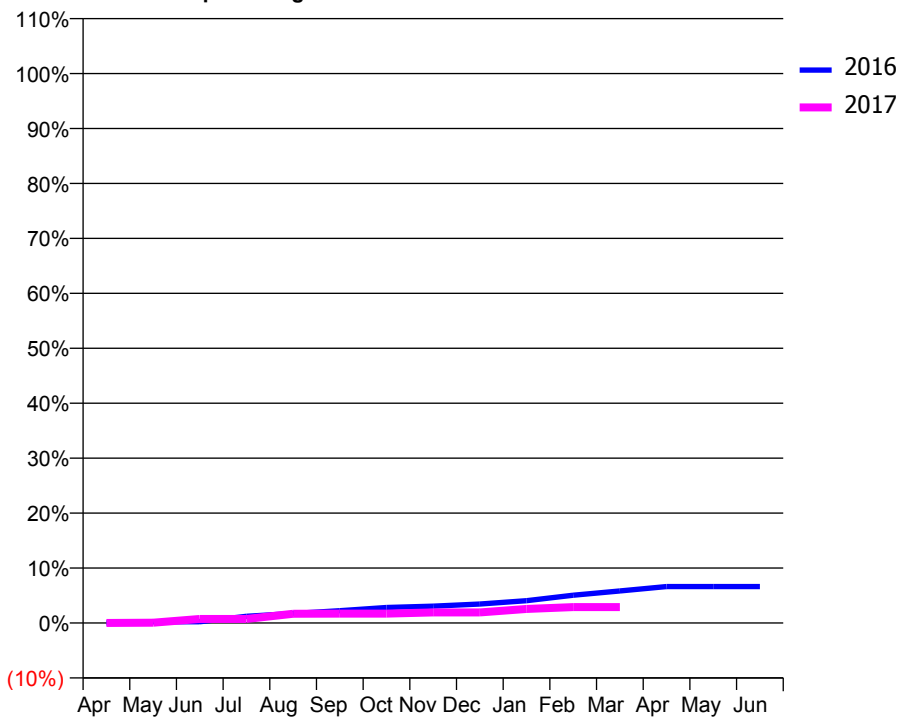
ACCESS*

Patients seen in 24 months	Total	Change since previous quarter
Quarter ending March 2016	104	
Quarter ending June 2016	100	↓
Quarter ending September 2016	82	↓
Quarter ending December 2016	71	↓
Quarter ending March 2017	58	↓
Variance since March 2016	(44.2%)	↓



ACTIVITY

Cumulative percentage of contracted UDA delivered 2016 & 2017



Month	Adjusted Scheduled Activity (UDA)	
	2016	2017
April	0	0
May	8	2
June	8	25
July	42	25
August	59	57
September	76	58
October	96	58
November	104	65
December	117	65
January	138	87
February	171	98
March	198	98
April	225	
May	225	
June	225	

QUALITY

	Quantity	Base Number	Contract	AT	Region	England
% of FP17s for the same patient ID Re-attending within 3 months - Children	4	69	5.8%	13.2%	13.3%	12.3%
% of FP17s for the same patient ID Re-attending within 3 months - Adults	0	3	0.0%	17.3%	17.3%	16.7%
% of FP17s for the same patient ID Re-attending between 3 & 9 months - Children	23	69	33.3%	56.9%	58.9%	57.6%
% of FP17s for the same patient ID Re-attending between 3 & 9 months - Adults	0	3	0.0%	50.6%	52.2%	50.1%
% of FP17s for Band 1 Urgent Courses	0	59	0.0%	10.9%	9.2%	9.1%
% of FP17s Relating to Free Repair or Replacements	0	59	0.0%	0.9%	1.0%	0.8%
% of FP17s Relating to Continuations	0	59	0.0%	1.2%	1.4%	1.2%
% of Patients satisfied with the dentistry they have received	0	0	N/A	92.2%	93.1%	92.8%
% of Patients satisfied with the time they had to wait for an appointment	0	0	N/A	88.3%	89.5%	88.7%

* This is based on patients treated on this contract for their most recent course of treatment. Figures in italics indicate the base number of FP17s or Patient Questionnaire responses are less than 100. N/A is shown where the base number of responses is less than 10 during the period. % is calculated as Quantity/Base number*100

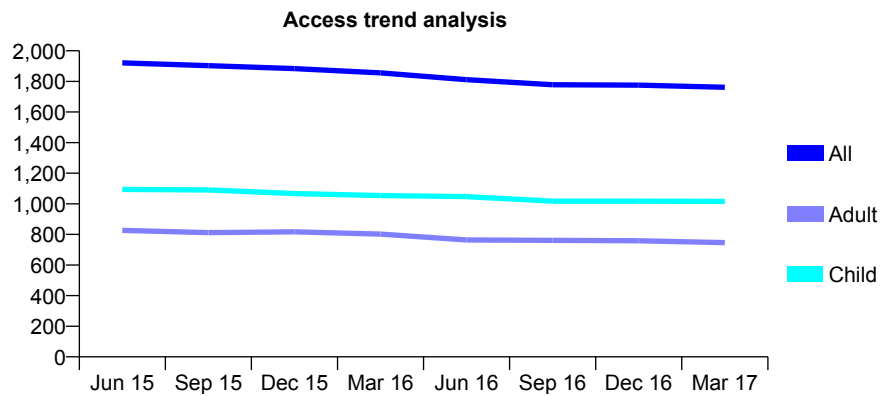
Q47 - Vital Signs At a Glance Contract Report for 161470/0001 - March 2017

Name or company name	Cottage Dental Practice
Contract type name	GDS Contract
Purpose of contract	General
Contract start date	01/01/2011
Contract end date	

16/17 Contracted general activity (UDA)	5,004
Carry forward general activity (UDA)	110
16/17 Contracted orthodontic activity (UOA)	0
Carry forward orthodontic activity (UOA)	0
Baseline contract value	£145,812.02

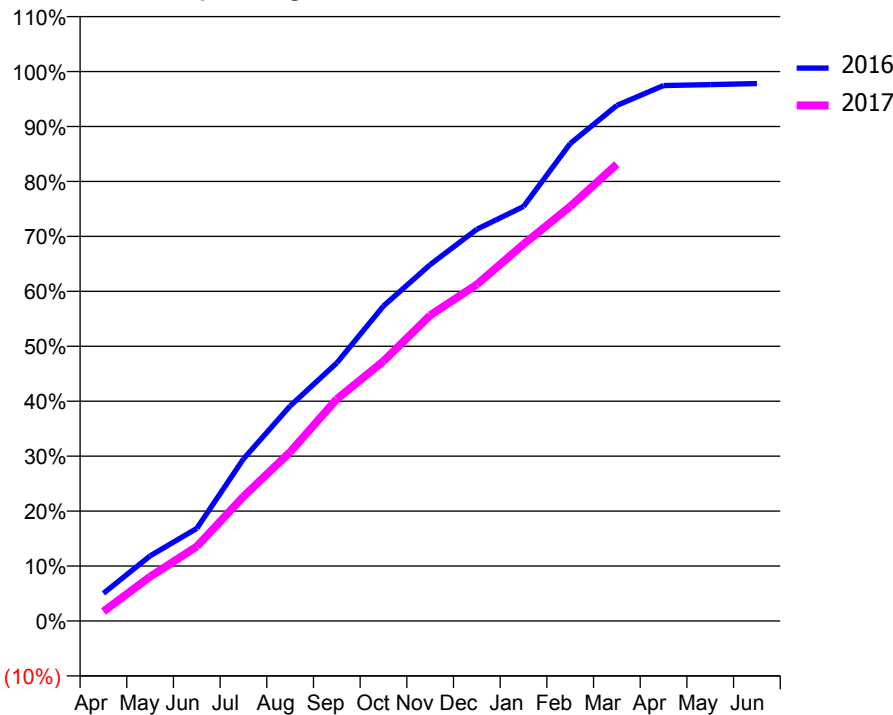
ACCESS*

Patients seen in 24 months	Total	Change since previous quarter
Quarter ending March 2016	1,856	
Quarter ending June 2016	1,811	↓
Quarter ending September 2016	1,778	↓
Quarter ending December 2016	1,776	→
Quarter ending March 2017	1,762	→
Variance since March 2016	(5.1%)	↓



ACTIVITY

Cumulative percentage of contracted UDA delivered 2016 & 2017



Month	Adjusted Scheduled Activity (UDA)	
	2016	2017
April	252	86
May	593	404
June	843	678
July	1,477	1,133
August	1,958	1,539
September	2,350	2,021
October	2,868	2,366
November	3,245	2,784
December	3,567	3,065
January	3,775	3,431
February	4,348	3,774
March	4,695	4,160
April	4,876	
May	4,884	
June	4,894	

QUALITY

	Quantity	Base Number	Contract	AT	Region	England
% of FP17s for the same patient ID Re-attending within 3 months - Children	369	2,165	17.0%	13.2%	13.3%	12.3%
% of FP17s for the same patient ID Re-attending within 3 months - Adults	161	1,007	16.0%	17.3%	17.3%	16.7%
% of FP17s for the same patient ID Re-attending between 3 & 9 months - Children	1,464	2,165	67.6%	56.9%	58.9%	57.6%
% of FP17s for the same patient ID Re-attending between 3 & 9 months - Adults	646	1,007	64.2%	50.6%	52.2%	50.1%
% of FP17s for Band 1 Urgent Courses	124	3,019	4.1%	10.9%	9.2%	9.1%
% of FP17s Relating to Free Repair or Replacements	4	3,019	0.1%	0.9%	1.0%	0.8%
% of FP17s Relating to Continuations	12	3,019	0.4%	1.2%	1.4%	1.2%
% of Patients satisfied with the dentistry they have received	4	4	N/A	92.2%	93.1%	92.8%
% of Patients satisfied with the time they had to wait for an appointment	4	4	N/A	88.3%	89.5%	88.7%

* This is based on patients treated on this contract for their most recent course of treatment. Figures in italics indicate the base number of FP17s or Patient Questionnaire responses are less than 100. N/A is shown where the base number of responses is less than 10 during the period. % is calculated as Quantity/Base number*100

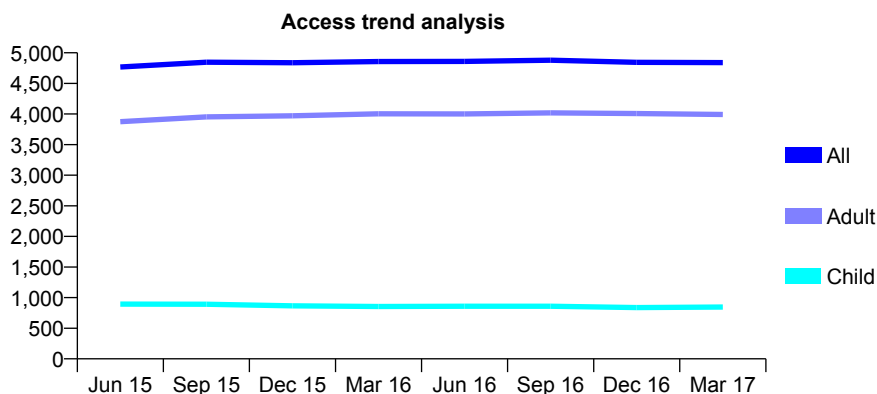
Q47 - Vital Signs At a Glance Contract Report for 164143/0001 - March 2017

Name or company name	Warner Dental Practice Partnership
Contract type name	GDS Contract
Purpose of contract	General
Contract start date	01/08/2013
Contract end date	

16/17 Contracted general activity (UDA)	15,296
Carry forward general activity (UDA)	612
16/17 Contracted orthodontic activity (UOA)	0
Carry forward orthodontic activity (UOA)	0
Baseline contract value	£400,781.04

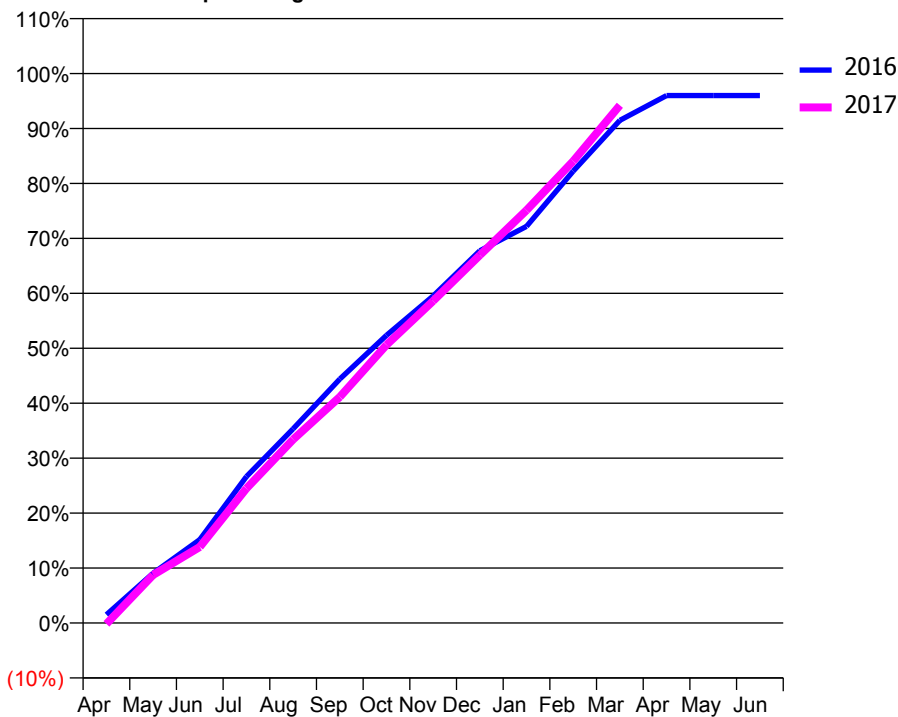
ACCESS*

Patients seen in 24 months	Total	Change since previous quarter
Quarter ending March 2016	4,858	
Quarter ending June 2016	4,859	→
Quarter ending September 2016	4,879	→
Quarter ending December 2016	4,844	→
Quarter ending March 2017	4,839	→
Variance since March 2016	(0.4%)	→



ACTIVITY

Cumulative percentage of contracted UDA delivered 2016 & 2017



Month	Adjusted Scheduled Activity (UDA)	
	2016	2017
April	233	-29
May	1,387	1,339
June	2,321	2,116
July	4,077	3,747
August	5,407	5,110
September	6,789	6,294
October	8,010	7,743
November	9,105	8,967
December	10,361	10,238
January	11,043	11,491
February	12,576	12,857
March	13,992	14,412
April	14,681	
May	14,683	
June	14,684	

QUALITY

	Quantity	Base Number	Contract	AT	Region	England
% of FP17s for the same patient ID Re-attending within 3 months - Children	66	1,274	5.2%	13.2%	13.3%	12.3%
% of FP17s for the same patient ID Re-attending within 3 months - Adults	830	5,930	14.0%	17.3%	17.3%	16.7%
% of FP17s for the same patient ID Re-attending between 3 & 9 months - Children	658	1,274	51.6%	56.9%	58.9%	57.6%
% of FP17s for the same patient ID Re-attending between 3 & 9 months - Adults	2,725	5,930	46.0%	50.6%	52.2%	50.1%
% of FP17s for Band 1 Urgent Courses	543	6,909	7.9%	10.9%	9.2%	9.1%
% of FP17s Relating to Free Repair or Replacements	58	6,909	0.8%	0.9%	1.0%	0.8%
% of FP17s Relating to Continuations	158	6,909	2.3%	1.2%	1.4%	1.2%
% of Patients satisfied with the dentistry they have received	15	17	88.2%	92.2%	93.1%	92.8%
% of Patients satisfied with the time they had to wait for an appointment	9	17	52.9%	88.3%	89.5%	88.7%

* This is based on patients treated on this contract for their most recent course of treatment. Figures in italics indicate the base number of FP17s or Patient Questionnaire responses are less than 100. N/A is shown where the base number of responses is less than 10 during the period. % is calculated as Quantity/Base number*100

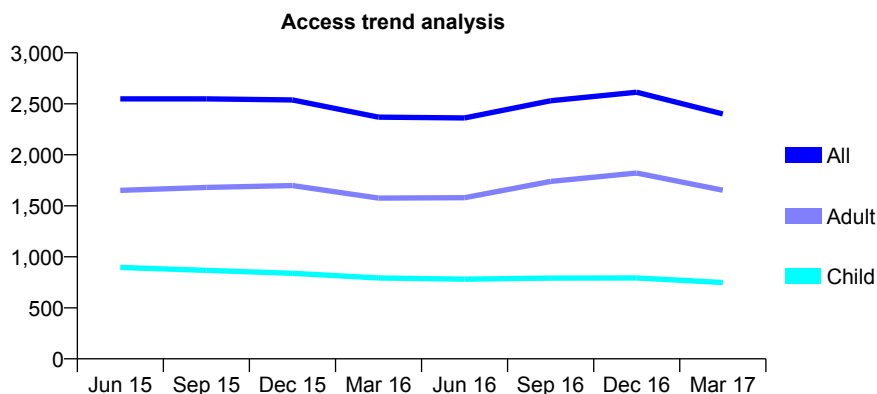
Q47 - Vital Signs At a Glance Contract Report for 166537/0001 - March 2017

Name or company name	Shaw and Dhariwal - Rishton Dental Centre
Contract type name	GDS Contract
Purpose of contract	General and Orthodontic
Contract start date	01/08/2010
Contract end date	

16/17 Contracted general activity (UDA)	6,200
Carry forward general activity (UDA)	-121
16/17 Contracted orthodontic activity (UOA)	146
Carry forward orthodontic activity (UOA)	0
Baseline contract value	£200,505.17

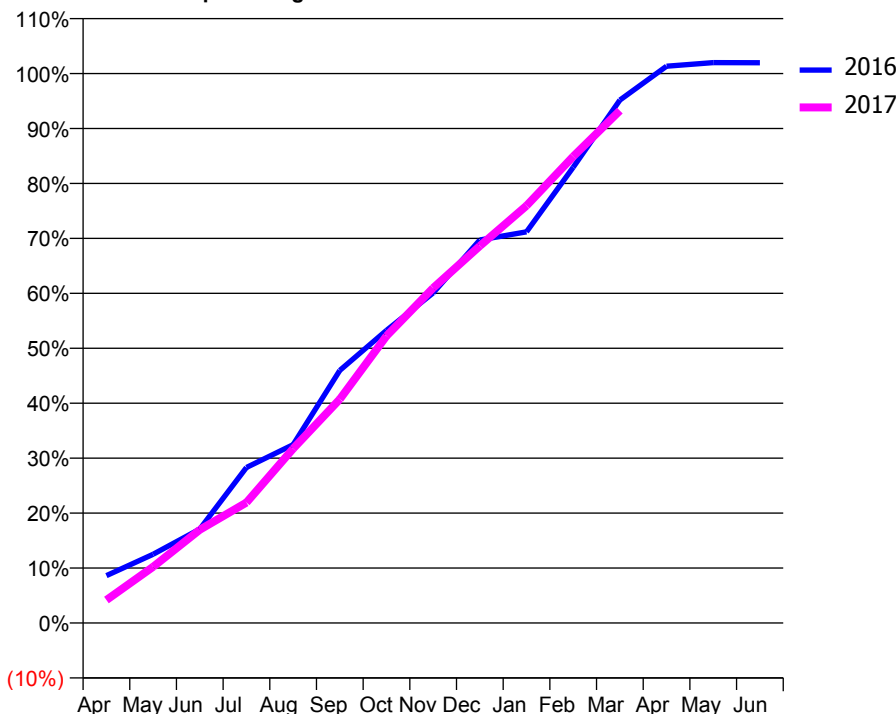
ACCESS*

Patients seen in 24 months	Total	Change since previous quarter
Quarter ending March 2016	2,369	
Quarter ending June 2016	2,361	→
Quarter ending September 2016	2,530	↑
Quarter ending December 2016	2,614	↑
Quarter ending March 2017	2,401	↓
Variance since March 2016	1.4%	→



ACTIVITY

Cumulative percentage of contracted UDA delivered 2016 & 2017



Month	Adjusted Scheduled Activity (UDA)	
	2016	2017
April	535	260
May	775	634
June	1,060	1,052
July	1,754	1,360
August	2,013	1,967
September	2,850	2,526
October	3,301	3,238
November	3,725	3,781
December	4,322	4,254
January	4,414	4,708
February	5,142	5,263
March	5,900	5,781
April	6,282	
May	6,323	
June	6,321	

QUALITY

	Quantity	Base Number	Contract	AT	Region	England
% of FP17s for the same patient ID Re-attending within 3 months - Children	40	793	5.0%	13.2%	13.3%	12.3%
% of FP17s for the same patient ID Re-attending within 3 months - Adults	247	1,762	14.0%	17.3%	17.3%	16.7%
% of FP17s for the same patient ID Re-attending between 3 & 9 months - Children	323	793	40.7%	56.9%	58.9%	57.6%
% of FP17s for the same patient ID Re-attending between 3 & 9 months - Adults	526	1,762	29.9%	50.6%	52.2%	50.1%
% of FP17s for Band 1 Urgent Courses	309	2,427	12.7%	10.9%	9.2%	9.1%
% of FP17s Relating to Free Repair or Replacements	0	2,427	0.0%	0.9%	1.0%	0.8%
% of FP17s Relating to Continuations	13	2,427	0.5%	1.2%	1.4%	1.2%
% of Patients satisfied with the dentistry they have received	4	4	N/A	92.2%	93.1%	92.8%
% of Patients satisfied with the time they had to wait for an appointment	4	4	N/A	88.3%	89.5%	88.7%

* This is based on patients treated on this contract for their most recent course of treatment. Figures in italics indicate the base number of FP17s or Patient Questionnaire responses are less than 100. N/A is shown where the base number of responses is less than 10 during the period. % is calculated as Quantity/Base number*100

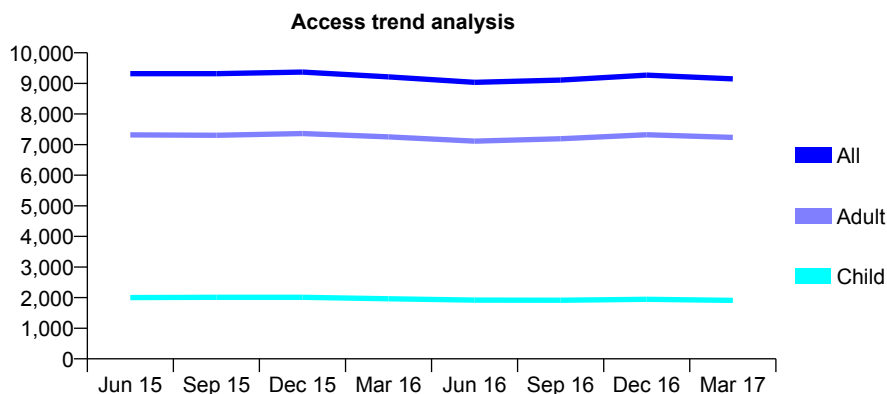
Q47 - Vital Signs At a Glance Contract Report for 167339/0001 - March 2017

Name or company name	St Annes Dental Clinic Ltd
Contract type name	GDS Contract
Purpose of contract	General
Contract start date	06/04/2013
Contract end date	

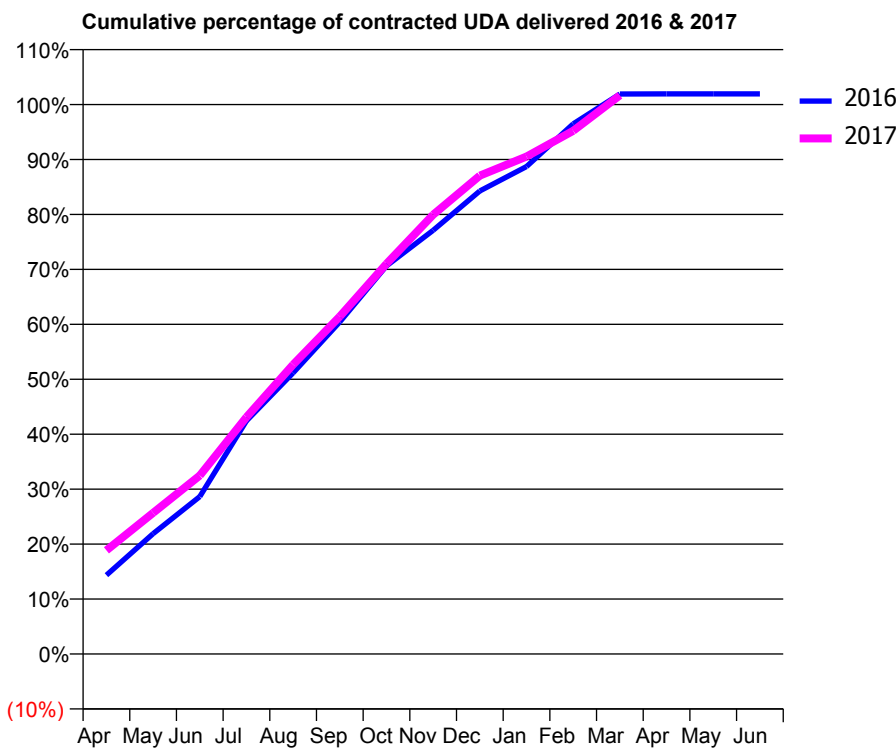
16/17 Contracted general activity (UDA)	27,421
Carry forward general activity (UDA)	-529
16/17 Contracted orthodontic activity (UOA)	0
Carry forward orthodontic activity (UOA)	0
Baseline contract value	£866,076.74

ACCESS*

Patients seen in 24 months	Total	Change since previous quarter
Quarter ending March 2016	9,214	
Quarter ending June 2016	9,035	↓
Quarter ending September 2016	9,108	→
Quarter ending December 2016	9,268	→
Quarter ending March 2017	9,148	↓
Variance since March 2016	(0.7%)	→



ACTIVITY



Month	Adjusted Scheduled Activity (UDA)	
	2016	2017
April	3,938	5,175
May	6,004	7,044
June	7,852	8,908
July	11,635	11,822
August	14,028	14,443
September	16,570	16,845
October	19,369	19,471
November	21,146	21,925
December	23,107	23,873
January	24,322	24,823
February	26,452	26,108
March	27,943	27,878
April	27,954	
May	27,951	
June	27,950	

QUALITY

	Quantity	Base Number	Contract	AT	Region	England
% of FP17s for the same patient ID Re-attending within 3 months - Children	156	2,587	6.0%	13.2%	13.3%	12.3%
% of FP17s for the same patient ID Re-attending within 3 months - Adults	1,480	10,108	14.6%	17.3%	17.3%	16.7%
% of FP17s for the same patient ID Re-attending between 3 & 9 months - Children	1,470	2,587	56.8%	56.9%	58.9%	57.6%
% of FP17s for the same patient ID Re-attending between 3 & 9 months - Adults	5,461	10,108	54.0%	50.6%	52.2%	50.1%
% of FP17s for Band 1 Urgent Courses	938	12,689	7.4%	10.9%	9.2%	9.1%
% of FP17s Relating to Free Repair or Replacements	103	12,689	0.8%	0.9%	1.0%	0.8%
% of FP17s Relating to Continuations	122	12,689	1.0%	1.2%	1.4%	1.2%
% of Patients satisfied with the dentistry they have received	23	26	88.5%	92.2%	93.1%	92.8%
% of Patients satisfied with the time they had to wait for an appointment	22	26	84.6%	88.3%	89.5%	88.7%

* This is based on patients treated on this contract for their most recent course of treatment. Figures in italics indicate the base number of FP17s or Patient Questionnaire responses are less than 100. N/A is shown where the base number of responses is less than 10 during the period. % is calculated as Quantity/Base number*100

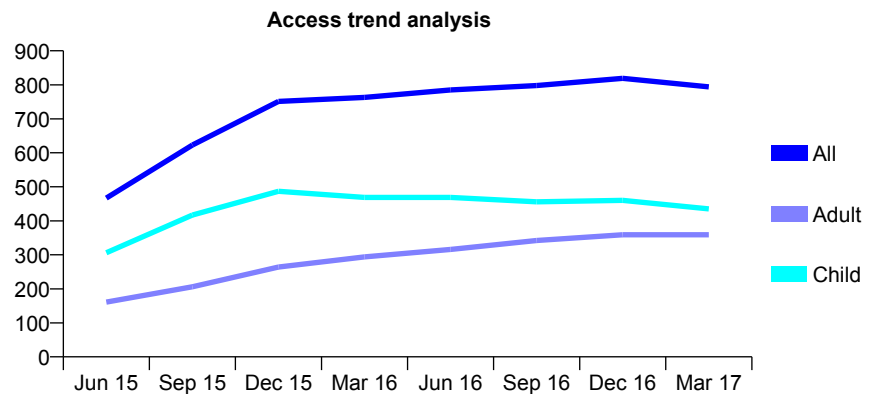
Q47 - Vital Signs At a Glance Contract Report for 167711/0001 - March 2017

Name or company name	Bridge Dental Practice
Contract type name	GDS Contract
Purpose of contract	General and Orthodontic
Contract start date	01/09/2014
Contract end date	

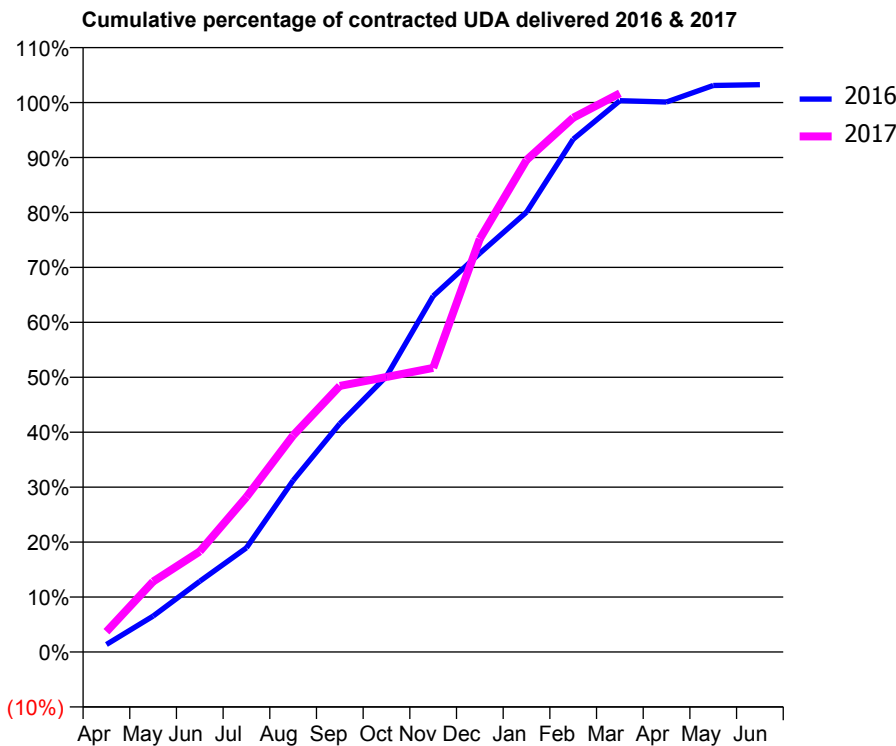
16/17 Contracted general activity (UDA)	2,000
Carry forward general activity (UDA)	-40
16/17 Contracted orthodontic activity (UOA)	617
Carry forward orthodontic activity (UOA)	0
Baseline contract value	£80,887.20

ACCESS*

Patients seen in 24 months	Total	Change since previous quarter
Quarter ending March 2016	763	
Quarter ending June 2016	785	↑
Quarter ending September 2016	798	→
Quarter ending December 2016	819	↑
Quarter ending March 2017	794	↓
Variance since March 2016	4.1%	↑



ACTIVITY



Month	Adjusted Scheduled Activity (UDA)	
	2016	2017
April	27	74
May	131	257
June	257	366
July	379	564
August	624	788
September	831	969
October	1,003	1,001
November	1,296	1,034
December	1,451	1,504
January	1,601	1,791
February	1,866	1,945
March	2,007	2,033
April	2,002	
May	2,062	
June	2,065	

QUALITY

	Quantity	Base Number	Contract	AT	Region	England
% of FP17s for the same patient ID Re-attending within 3 months - Children	113	645	17.5%	13.2%	13.3%	12.3%
% of FP17s for the same patient ID Re-attending within 3 months - Adults	124	484	25.6%	17.3%	17.3%	16.7%
% of FP17s for the same patient ID Re-attending between 3 & 9 months - Children	283	645	43.9%	56.9%	58.9%	57.6%
% of FP17s for the same patient ID Re-attending between 3 & 9 months - Adults	195	484	40.3%	50.6%	52.2%	50.1%
% of FP17s for Band 1 Urgent Courses	117	1,042	11.2%	10.9%	9.2%	9.1%
% of FP17s Relating to Free Repair or Replacements	1	1,042	0.1%	0.9%	1.0%	0.8%
% of FP17s Relating to Continuations	1	1,042	0.1%	1.2%	1.4%	1.2%
% of Patients satisfied with the dentistry they have received	0	0	N/A	92.2%	93.1%	92.8%
% of Patients satisfied with the time they had to wait for an appointment	0	0	N/A	88.3%	89.5%	88.7%

* This is based on patients treated on this contract for their most recent course of treatment. Figures in italics indicate the base number of FP17s or Patient Questionnaire responses are less than 100. N/A is shown where the base number of responses is less than 10 during the period. % is calculated as Quantity/Base number*100

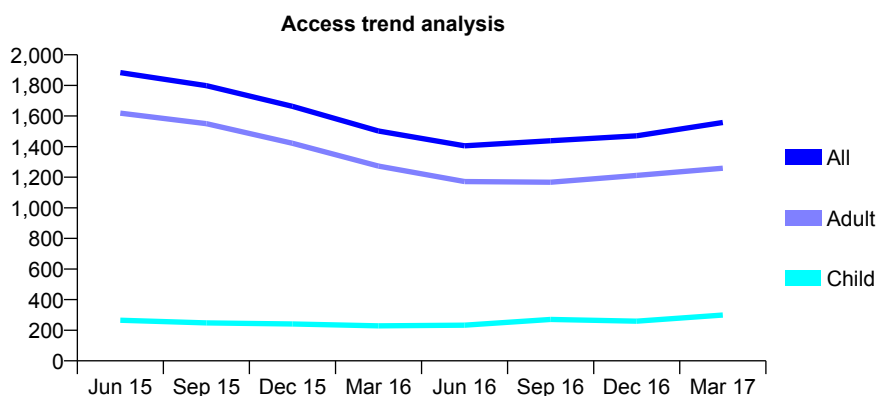
Q47 - Vital Signs At a Glance Contract Report for 168416/0001 - March 2017

Name or company name	Dr Suresh Balasubramniam and Katherine
Contract type name	GDS Contract
Purpose of contract	General
Contract start date	01/04/2013
Contract end date	

16/17 Contracted general activity (UDA)	5,750
Carry forward general activity (UDA)	-115
16/17 Contracted orthodontic activity (UOA)	0
Carry forward orthodontic activity (UOA)	0
Baseline contract value	£185,371.31

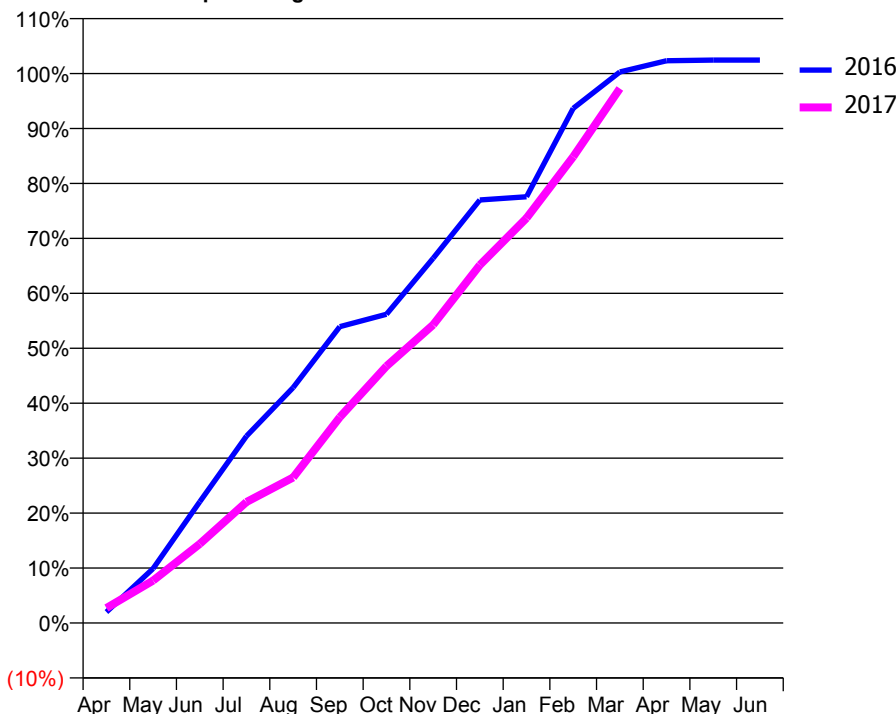
ACCESS*

Patients seen in 24 months	Total	Change since previous quarter
Quarter ending March 2016	1,502	
Quarter ending June 2016	1,405	↓
Quarter ending September 2016	1,438	↑
Quarter ending December 2016	1,471	↑
Quarter ending March 2017	1,558	↑
Variance since March 2016	3.7%	↑



ACTIVITY

Cumulative percentage of contracted UDA delivered 2016 & 2017



Adjusted Scheduled Activity (UDA)

Month	2016	2017
April	115	157
May	570	444
June	1,270	828
July	1,956	1,266
August	2,463	1,523
September	3,102	2,153
October	3,231	2,689
November	3,816	3,120
December	4,426	3,745
January	4,460	4,237
February	5,386	4,879
March	5,767	5,594
April	5,883	
May	5,890	
June	5,890	

QUALITY

	Quantity	Base Number	Contract	AT	Region	England
% of FP17s for the same patient ID Re-attending within 3 months - Children	20	476	4.2%	13.2%	13.3%	12.3%
% of FP17s for the same patient ID Re-attending within 3 months - Adults	218	1,762	12.4%	17.3%	17.3%	16.7%
% of FP17s for the same patient ID Re-attending between 3 & 9 months - Children	217	476	45.6%	56.9%	58.9%	57.6%
% of FP17s for the same patient ID Re-attending between 3 & 9 months - Adults	768	1,762	43.6%	50.6%	52.2%	50.1%
% of FP17s for Band 1 Urgent Courses	149	2,204	6.8%	10.9%	9.2%	9.1%
% of FP17s Relating to Free Repair or Replacements	31	2,204	1.4%	0.9%	1.0%	0.8%
% of FP17s Relating to Continuations	70	2,204	3.2%	1.2%	1.4%	1.2%
% of Patients satisfied with the dentistry they have received	23	26	88.5%	92.2%	93.1%	92.8%
% of Patients satisfied with the time they had to wait for an appointment	24	26	92.3%	88.3%	89.5%	88.7%

* This is based on patients treated on this contract for their most recent course of treatment. Figures in italics indicate the base number of FP17s or Patient Questionnaire responses are less than 100. N/A is shown where the base number of responses is less than 10 during the period. % is calculated as Quantity/Base number*100

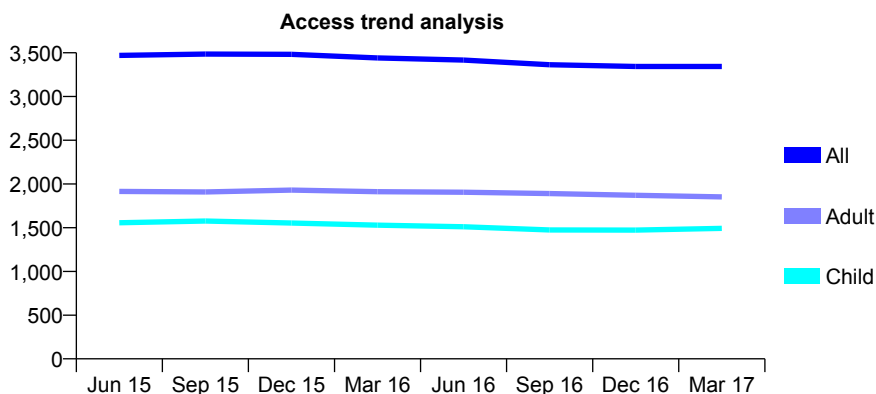
Q47 - Vital Signs At a Glance Contract Report for 168467/0001 - March 2017

Name or company name	Schofield & Pickup
Contract type name	GDS Contract
Purpose of contract	General
Contract start date	22/10/2012
Contract end date	

16/17 Contracted general activity (UDA)	9,500
Carry forward general activity (UDA)	0
16/17 Contracted orthodontic activity (UOA)	0
Carry forward orthodontic activity (UOA)	0
Baseline contract value	£253,517.01

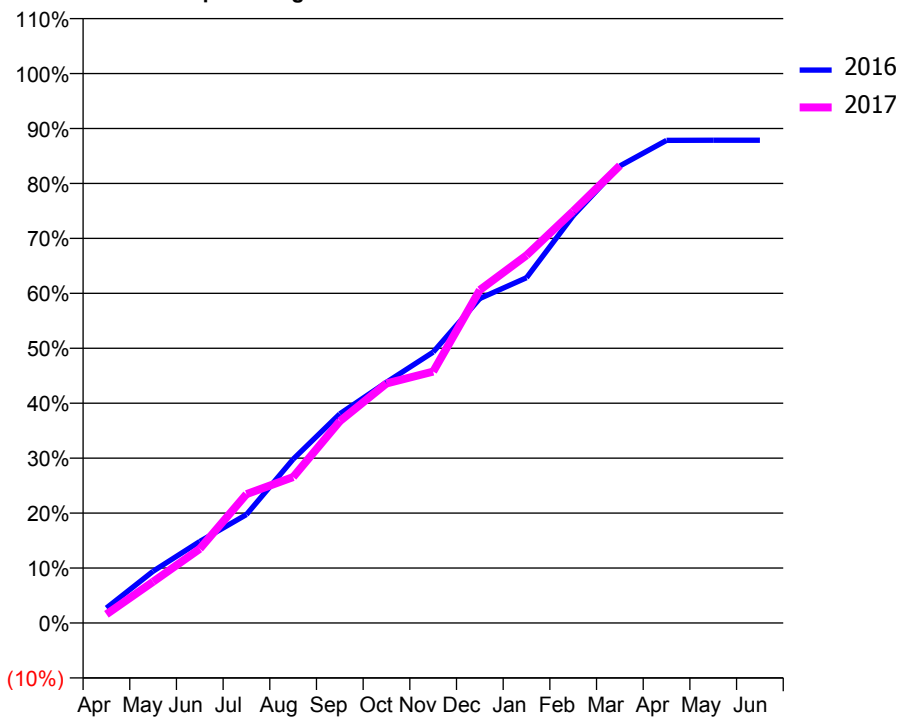
ACCESS*

Patients seen in 24 months	Total	Change since previous quarter
Quarter ending March 2016	3,441	
Quarter ending June 2016	3,417	→
Quarter ending September 2016	3,364	↓
Quarter ending December 2016	3,343	→
Quarter ending March 2017	3,344	→
Variance since March 2016	(2.8%)	↓



ACTIVITY

Cumulative percentage of contracted UDA delivered 2016 & 2017



Adjusted Scheduled Activity (UDA)

Month	2016	2017
April	260	151
May	897	713
June	1,409	1,284
July	1,875	2,227
August	2,833	2,524
September	3,616	3,489
October	4,162	4,143
November	4,684	4,346
December	5,610	5,759
January	5,970	6,357
February	7,041	7,120
March	7,902	7,908
April	8,345	
May	8,347	
June	8,347	

QUALITY

	Quantity	Base Number	Contract	AT	Region	England
% of FP17s for the same patient ID Re-attending within 3 months - Children	244	2,660	9.2%	13.2%	13.3%	12.3%
% of FP17s for the same patient ID Re-attending within 3 months - Adults	325	2,568	12.7%	17.3%	17.3%	16.7%
% of FP17s for the same patient ID Re-attending between 3 & 9 months - Children	1,771	2,660	66.6%	56.9%	58.9%	57.6%
% of FP17s for the same patient ID Re-attending between 3 & 9 months - Adults	1,612	2,568	62.8%	50.6%	52.2%	50.1%
% of FP17s for Band 1 Urgent Courses	254	4,958	5.1%	10.9%	9.2%	9.1%
% of FP17s Relating to Free Repair or Replacements	38	4,958	0.8%	0.9%	1.0%	0.8%
% of FP17s Relating to Continuations	83	4,958	1.7%	1.2%	1.4%	1.2%
% of Patients satisfied with the dentistry they have received	7	7	N/A	92.2%	93.1%	92.8%
% of Patients satisfied with the time they had to wait for an appointment	7	7	N/A	88.3%	89.5%	88.7%

* This is based on patients treated on this contract for their most recent course of treatment. Figures in italics indicate the base number of FP17s or Patient Questionnaire responses are less than 100. N/A is shown where the base number of responses is less than 10 during the period. % is calculated as Quantity/Base number*100

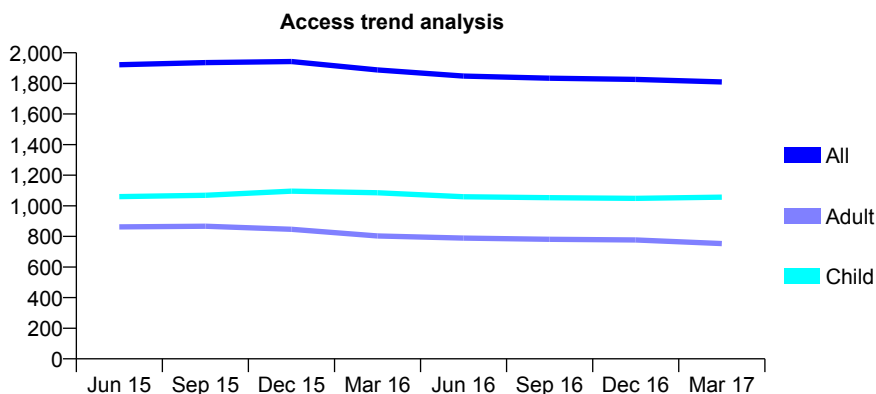
Q47 - Vital Signs At a Glance Contract Report for 171859/0004 - March 2017

Name or company name	Oak Dental Care Limited
Contract type name	GDS Contract
Purpose of contract	General and Orthodontic
Contract start date	01/04/2009
Contract end date	

16/17 Contracted general activity (UDA)	4,600
Carry forward general activity (UDA)	29
16/17 Contracted orthodontic activity (UOA)	1,000
Carry forward orthodontic activity (UOA)	-20
Baseline contract value	£199,727.46

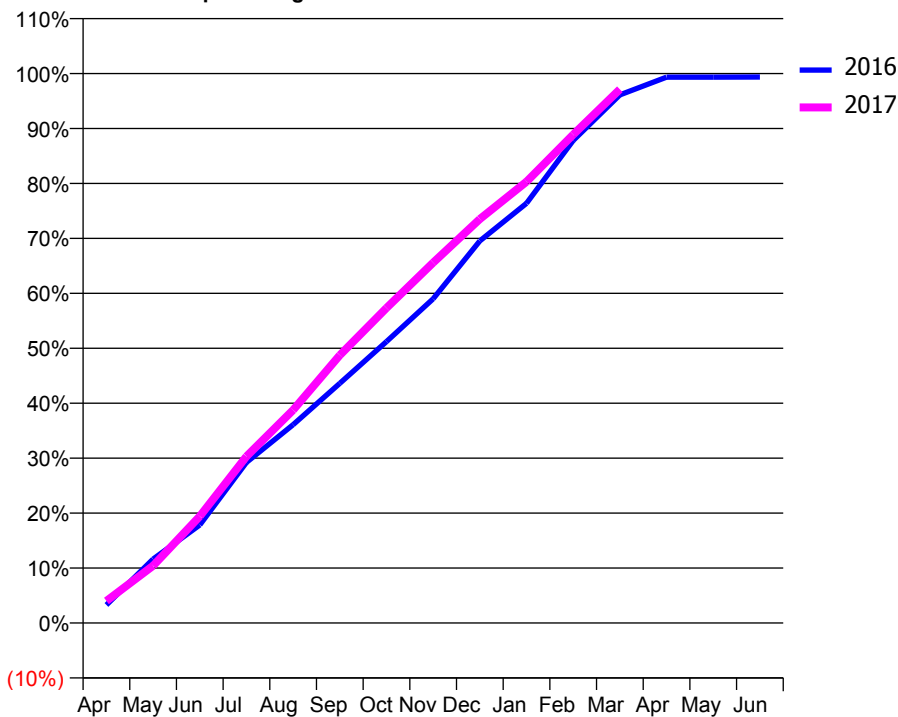
ACCESS*

Patients seen in 24 months	Total	Change since previous quarter
Quarter ending March 2016	1,888	
Quarter ending June 2016	1,848	↓
Quarter ending September 2016	1,834	→
Quarter ending December 2016	1,826	→
Quarter ending March 2017	1,810	→
Variance since March 2016	(4.1%)	↓



ACTIVITY

Cumulative percentage of contracted UDA delivered 2016 & 2017



Month	Adjusted Scheduled Activity (UDA)	
	2016	2017
April	152	185
May	535	479
June	821	894
July	1,345	1,395
August	1,660	1,783
September	2,006	2,242
October	2,356	2,637
November	2,715	3,016
December	3,198	3,382
January	3,514	3,694
February	4,039	4,089
March	4,421	4,468
April	4,570	
May	4,570	
June	4,571	

QUALITY

	Quantity	Base Number	Contract	AT	Region	England
% of FP17s for the same patient ID Re-attending within 3 months - Children	147	1,565	9.4%	13.2%	13.3%	12.3%
% of FP17s for the same patient ID Re-attending within 3 months - Adults	200	824	24.3%	17.3%	17.3%	16.7%
% of FP17s for the same patient ID Re-attending between 3 & 9 months - Children	890	1,565	56.9%	56.9%	58.9%	57.6%
% of FP17s for the same patient ID Re-attending between 3 & 9 months - Adults	308	824	37.4%	50.6%	52.2%	50.1%
% of FP17s for Band 1 Urgent Courses	206	2,229	9.2%	10.9%	9.2%	9.1%
% of FP17s Relating to Free Repair or Replacements	0	2,229	0.0%	0.9%	1.0%	0.8%
% of FP17s Relating to Continuations	23	2,229	1.0%	1.2%	1.4%	1.2%
% of Patients satisfied with the dentistry they have received	4	4	N/A	92.2%	93.1%	92.8%
% of Patients satisfied with the time they had to wait for an appointment	4	4	N/A	88.3%	89.5%	88.7%

* This is based on patients treated on this contract for their most recent course of treatment. Figures in italics indicate the base number of FP17s or Patient Questionnaire responses are less than 100. N/A is shown where the base number of responses is less than 10 during the period. % is calculated as Quantity/Base number*100

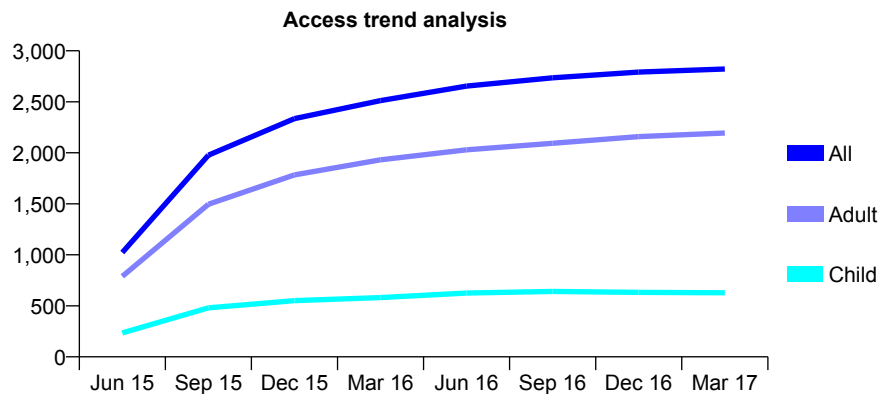
Q47 - Vital Signs At a Glance Contract Report for 175161/0001 - March 2017

Name or company name	Arena Dental Care
Contract type name	GDS Contract
Purpose of contract	General
Contract start date	01/04/2015
Contract end date	

16/17 Contracted general activity (UDA)	10,034
Carry forward general activity (UDA)	394
16/17 Contracted orthodontic activity (UOA)	0
Carry forward orthodontic activity (UOA)	0
Baseline contract value	£244,501.25

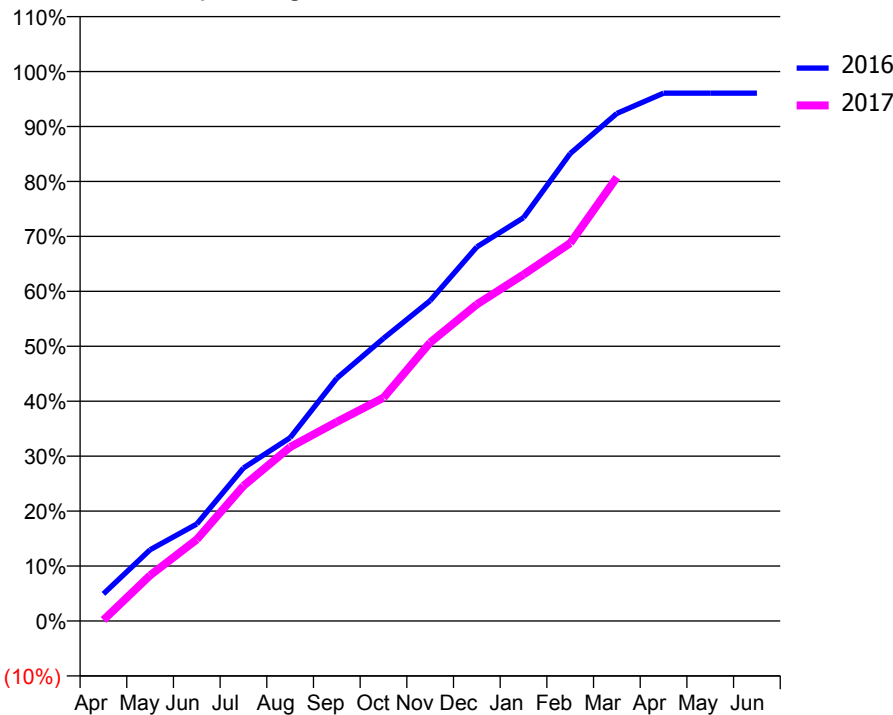
ACCESS*

Patients seen in 24 months	Total	Change since previous quarter
Quarter ending March 2016	2,512	
Quarter ending June 2016	2,654	↑
Quarter ending September 2016	2,735	↑
Quarter ending December 2016	2,791	↑
Quarter ending March 2017	2,822	→
Variance since March 2016	12.3%	↑



ACTIVITY

Cumulative percentage of contracted UDA delivered 2016 & 2017



Month	Adjusted Scheduled Activity (UDA)	
	2016	2017
April	494	18
May	1,300	834
June	1,770	1,489
July	2,792	2,468
August	3,344	3,176
September	4,429	3,637
October	5,156	4,077
November	5,843	5,084
December	6,824	5,782
January	7,358	6,327
February	8,526	6,900
March	9,260	8,103
April	9,630	
May	9,630	
June	9,630	

QUALITY

	Quantity	Base Number	Contract	AT	Region	England
% of FP17s for the same patient ID Re-attending within 3 months - Children	72	972	7.4%	13.2%	13.3%	12.3%
% of FP17s for the same patient ID Re-attending within 3 months - Adults	605	3,392	17.8%	17.3%	17.3%	16.7%
% of FP17s for the same patient ID Re-attending between 3 & 9 months - Children	618	972	63.6%	56.9%	58.9%	57.6%
% of FP17s for the same patient ID Re-attending between 3 & 9 months - Adults	2,038	3,392	60.1%	50.6%	52.2%	50.1%
% of FP17s for Band 1 Urgent Courses	317	4,218	7.5%	10.9%	9.2%	9.1%
% of FP17s Relating to Free Repair or Replacements	38	4,218	0.9%	0.9%	1.0%	0.8%
% of FP17s Relating to Continuations	58	4,218	1.4%	1.2%	1.4%	1.2%
% of Patients satisfied with the dentistry they have received	4	4	N/A	92.2%	93.1%	92.8%
% of Patients satisfied with the time they had to wait for an appointment	4	4	N/A	88.3%	89.5%	88.7%

* This is based on patients treated on this contract for their most recent course of treatment. Figures in italics indicate the base number of FP17s or Patient Questionnaire responses are less than 100. N/A is shown where the base number of responses is less than 10 during the period. % is calculated as Quantity/Base number*100

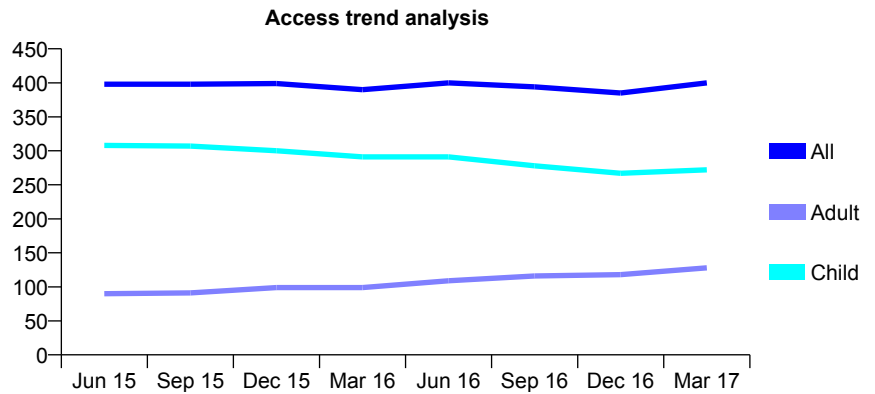
Q47 - Vital Signs At a Glance Contract Report for 176788/0001 - March 2017

Name or company name	Parbold Dental Practice
Contract type name	GDS Contract
Purpose of contract	General
Contract start date	01/04/2012
Contract end date	

16/17 Contracted general activity (UDA)	950
Carry forward general activity (UDA)	-19
16/17 Contracted orthodontic activity (UOA)	0
Carry forward orthodontic activity (UOA)	0
Baseline contract value	£23,613.26

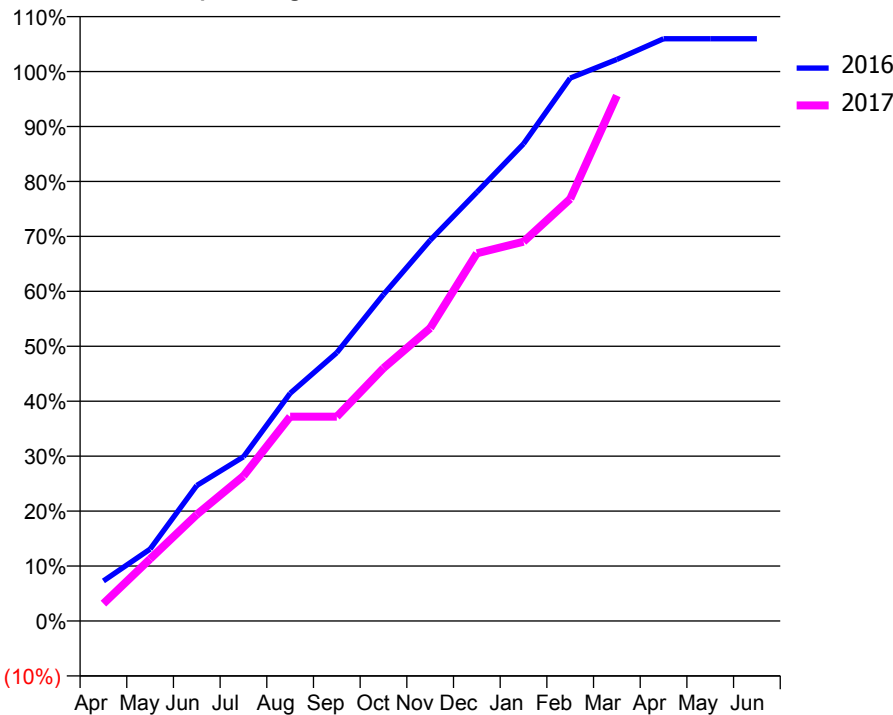
ACCESS*

Patients seen in 24 months	Total	Change since previous quarter
Quarter ending March 2016	390	
Quarter ending June 2016	400	↑
Quarter ending September 2016	394	↓
Quarter ending December 2016	385	↓
Quarter ending March 2017	400	↑
Variance since March 2016	2.6%	↑



ACTIVITY

Cumulative percentage of contracted UDA delivered 2016 & 2017



Month	Adjusted Scheduled Activity (UDA)	
	2016	2017
April	69	30
May	124	107
June	234	184
July	284	251
August	394	353
September	464	353
October	564	437
November	658	506
December	741	636
January	825	656
February	939	730
March	971	908
April	1,007	
May	1,007	
June	1,007	

QUALITY

	Quantity	Base Number	Contract	AT	Region	England
% of FP17s for the same patient ID Re-attending within 3 months - Children	93	550	16.9%	13.2%	13.3%	12.3%
% of FP17s for the same patient ID Re-attending within 3 months - Adults	8	121	6.6%	17.3%	17.3%	16.7%
% of FP17s for the same patient ID Re-attending between 3 & 9 months - Children	345	550	62.7%	56.9%	58.9%	57.6%
% of FP17s for the same patient ID Re-attending between 3 & 9 months - Adults	74	121	61.2%	50.6%	52.2%	50.1%
% of FP17s for Band 1 Urgent Courses	32	639	5.0%	10.9%	9.2%	9.1%
% of FP17s Relating to Free Repair or Replacements	2	639	0.3%	0.9%	1.0%	0.8%
% of FP17s Relating to Continuations	1	639	0.2%	1.2%	1.4%	1.2%
% of Patients satisfied with the dentistry they have received	0	0	N/A	92.2%	93.1%	92.8%
% of Patients satisfied with the time they had to wait for an appointment	0	0	N/A	88.3%	89.5%	88.7%

* This is based on patients treated on this contract for their most recent course of treatment. Figures in italics indicate the base number of FP17s or Patient Questionnaire responses are less than 100. N/A is shown where the base number of responses is less than 10 during the period. % is calculated as Quantity/Base number*100

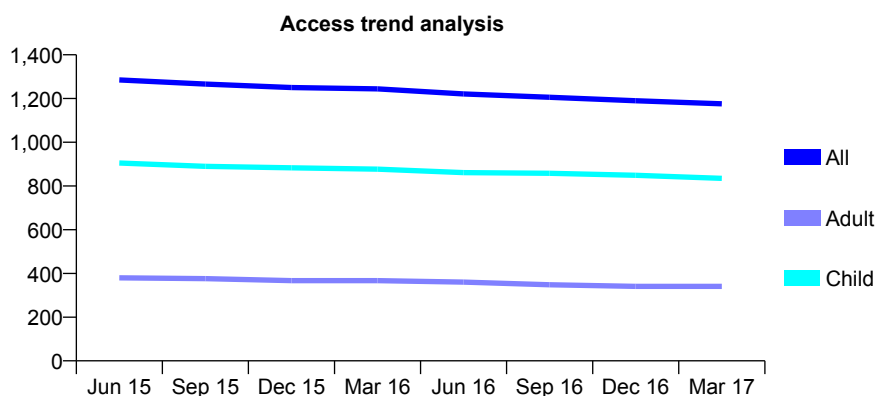
Q47 - Vital Signs At a Glance Contract Report for 177539/0001 - March 2017

Name or company name	Bank View Smile Studios
Contract type name	GDS Contract
Purpose of contract	General
Contract start date	01/02/2010
Contract end date	

16/17 Contracted general activity (UDA)	4,177
Carry forward general activity (UDA)	-84
16/17 Contracted orthodontic activity (UOA)	0
Carry forward orthodontic activity (UOA)	0
Baseline contract value	£98,486.37

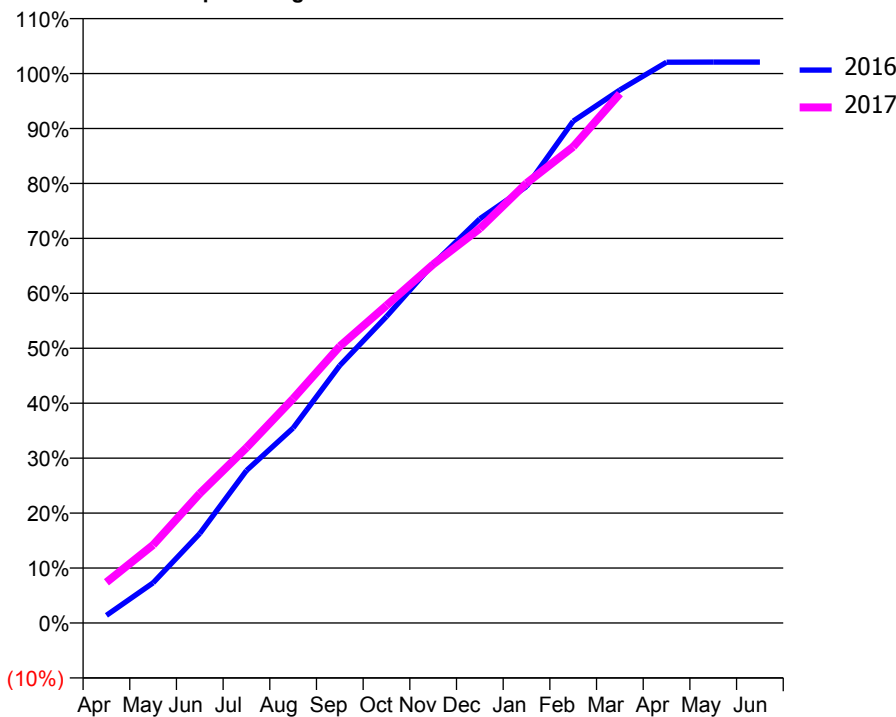
ACCESS*

Patients seen in 24 months	Total	Change since previous quarter
Quarter ending March 2016	1,244	
Quarter ending June 2016	1,221	↓
Quarter ending September 2016	1,206	↓
Quarter ending December 2016	1,190	↓
Quarter ending March 2017	1,176	↓
Variance since March 2016	(5.5%)	↓



ACTIVITY

Cumulative percentage of contracted UDA delivered 2016 & 2017



Adjusted Scheduled Activity (UDA)

Month	2016	2017
April	58	309
May	305	593
June	681	984
July	1,159	1,332
August	1,482	1,706
September	1,958	2,104
October	2,330	2,414
November	2,729	2,726
December	3,073	2,999
January	3,318	3,344
February	3,815	3,620
March	4,052	4,024
April	4,263	
May	4,264	
June	4,264	

QUALITY

	Quantity	Base Number	Contract	AT	Region	England
% of FP17s for the same patient ID Re-attending within 3 months - Children	372	1,909	19.5%	13.2%	13.3%	12.3%
% of FP17s for the same patient ID Re-attending within 3 months - Adults	51	442	11.5%	17.3%	17.3%	16.7%
% of FP17s for the same patient ID Re-attending between 3 & 9 months - Children	1,274	1,909	66.7%	56.9%	58.9%	57.6%
% of FP17s for the same patient ID Re-attending between 3 & 9 months - Adults	306	442	69.2%	50.6%	52.2%	50.1%
% of FP17s for Band 1 Urgent Courses	110	2,231	4.9%	10.9%	9.2%	9.1%
% of FP17s Relating to Free Repair or Replacements	0	2,231	0.0%	0.9%	1.0%	0.8%
% of FP17s Relating to Continuations	0	2,231	0.0%	1.2%	1.4%	1.2%
% of Patients satisfied with the dentistry they have received	6	6	N/A	92.2%	93.1%	92.8%
% of Patients satisfied with the time they had to wait for an appointment	6	6	N/A	88.3%	89.5%	88.7%

* This is based on patients treated on this contract for their most recent course of treatment. Figures in italics indicate the base number of FP17s or Patient Questionnaire responses are less than 100. N/A is shown where the base number of responses is less than 10 during the period. % is calculated as Quantity/Base number*100

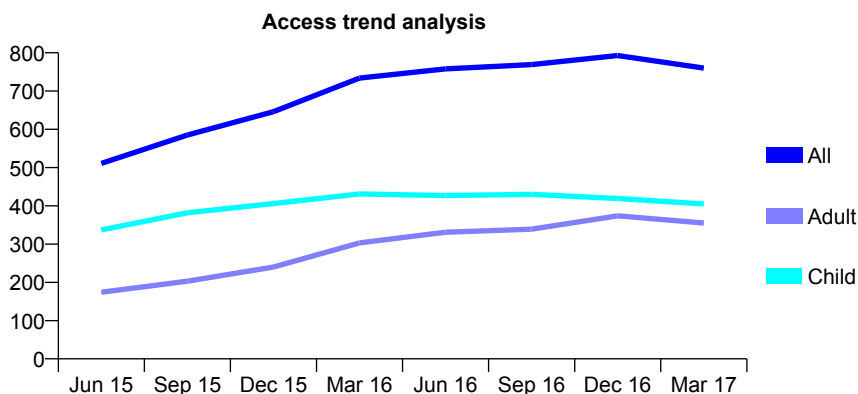
Q47 - Vital Signs At a Glance Contract Report for 181838/0001 - March 2017

Name or company name	Mansion House Dental Practice
Contract type name	GDS Contract
Purpose of contract	General
Contract start date	01/12/2014
Contract end date	

16/17 Contracted general activity (UDA)	2,250
Carry forward general activity (UDA)	-39
16/17 Contracted orthodontic activity (UOA)	0
Carry forward orthodontic activity (UOA)	0
Baseline contract value	£62,525.58

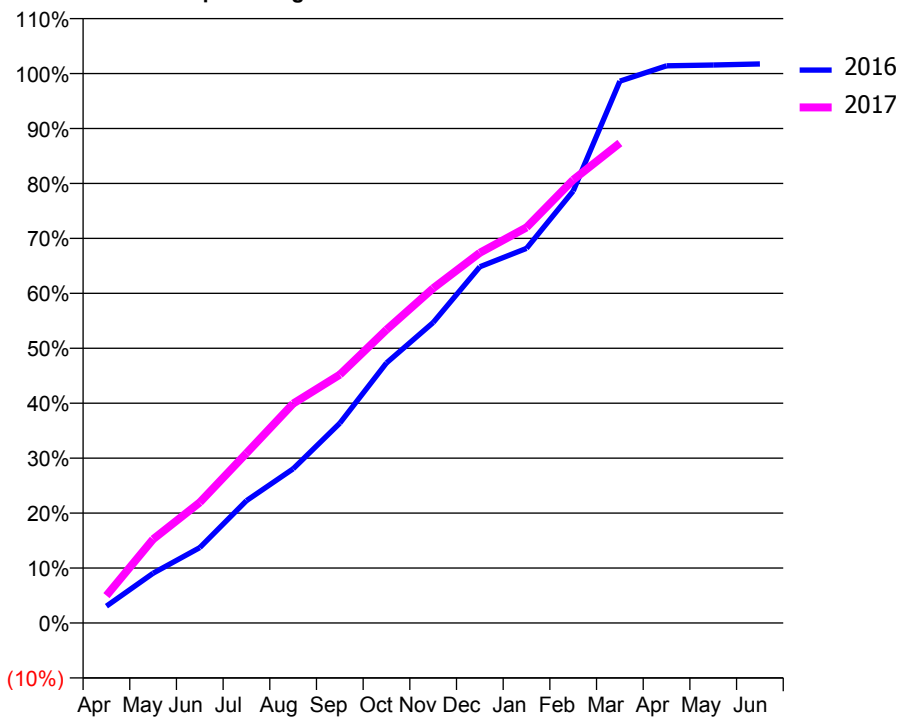
ACCESS*

Patients seen in 24 months	Total	Change since previous quarter
Quarter ending March 2016	734	
Quarter ending June 2016	758	↑
Quarter ending September 2016	769	→
Quarter ending December 2016	793	↑
Quarter ending March 2017	760	↓
Variance since March 2016	3.5%	↑



ACTIVITY

Cumulative percentage of contracted UDA delivered 2016 & 2017



Month	Adjusted Scheduled Activity (UDA)	
	2016	2017
April	69	112
May	204	343
June	309	494
July	501	696
August	631	899
September	818	1,017
October	1,065	1,201
November	1,231	1,371
December	1,459	1,516
January	1,534	1,620
February	1,769	1,815
March	2,219	1,965
April	2,282	
May	2,285	
June	2,289	

QUALITY

	Quantity	Base Number	Contract	AT	Region	England
% of FP17s for the same patient ID Re-attending within 3 months - Children	99	737	13.4%	13.2%	13.3%	12.3%
% of FP17s for the same patient ID Re-attending within 3 months - Adults	70	411	17.0%	17.3%	17.3%	16.7%
% of FP17s for the same patient ID Re-attending between 3 & 9 months - Children	496	737	67.3%	56.9%	58.9%	57.6%
% of FP17s for the same patient ID Re-attending between 3 & 9 months - Adults	196	411	47.7%	50.6%	52.2%	50.1%
% of FP17s for Band 1 Urgent Courses	92	1,126	8.2%	10.9%	9.2%	9.1%
% of FP17s Relating to Free Repair or Replacements	1	1,126	0.1%	0.9%	1.0%	0.8%
% of FP17s Relating to Continuations	10	1,126	0.9%	1.2%	1.4%	1.2%
% of Patients satisfied with the dentistry they have received	5	5	N/A	92.2%	93.1%	92.8%
% of Patients satisfied with the time they had to wait for an appointment	5	5	N/A	88.3%	89.5%	88.7%

* This is based on patients treated on this contract for their most recent course of treatment. Figures in italics indicate the base number of FP17s or Patient Questionnaire responses are less than 100. N/A is shown where the base number of responses is less than 10 during the period. % is calculated as Quantity/Base number*100

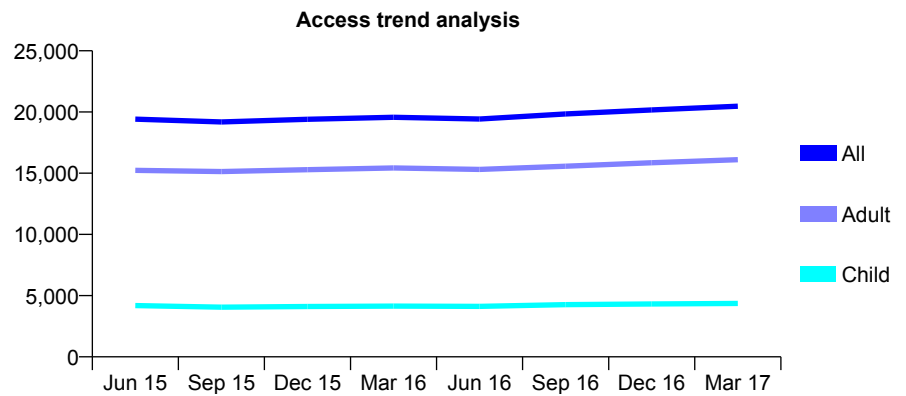
Q47 - Vital Signs At a Glance Contract Report for 182265/0001 - March 2017

Name or company name	King Street Dental Surgery
Contract type name	GDS Contract
Purpose of contract	General
Contract start date	01/04/2009
Contract end date	

16/17 Contracted general activity (UDA)	74,660
Carry forward general activity (UDA)	2,090
16/17 Contracted orthodontic activity (UOA)	0
Carry forward orthodontic activity (UOA)	0
Baseline contract value	£2,133,691.68

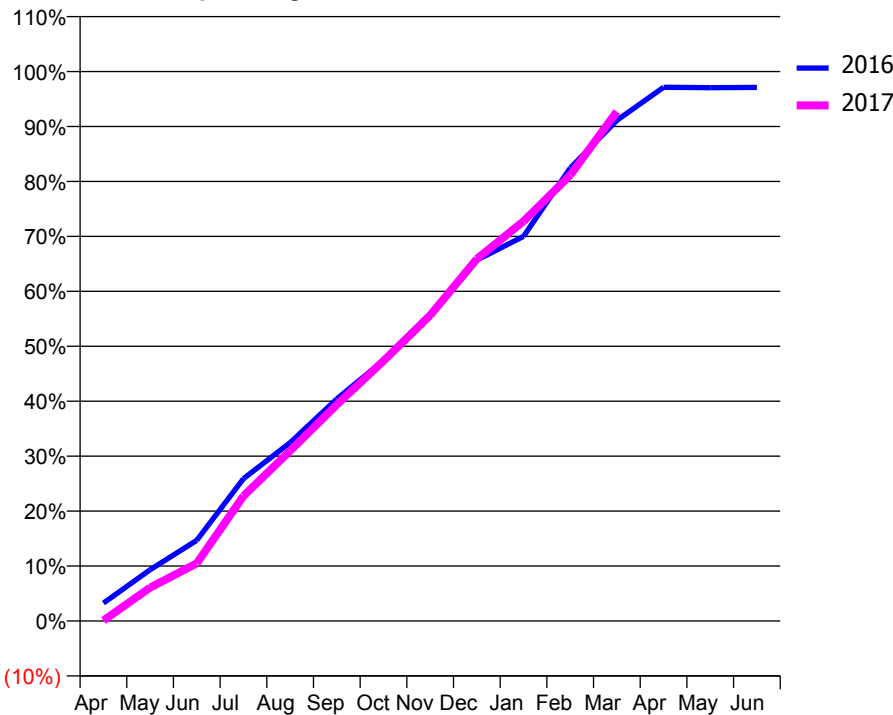
ACCESS*

Patients seen in 24 months	Total	Change since previous quarter
Quarter ending March 2016	19,574	
Quarter ending June 2016	19,428	→
Quarter ending September 2016	19,840	↑
Quarter ending December 2016	20,170	→
Quarter ending March 2017	20,470	→
Variance since March 2016	4.6%	↑



ACTIVITY

Cumulative percentage of contracted UDA delivered 2016 & 2017



Month	Adjusted Scheduled Activity (UDA)	
	2016	2017
April	2,356	60
May	6,720	4,530
June	10,570	7,827
July	18,650	16,989
August	23,369	23,131
September	29,092	29,400
October	34,144	35,334
November	40,191	41,529
December	47,276	49,204
January	50,393	54,306
February	59,338	60,571
March	65,585	69,218
April	69,924	
May	69,881	
June	69,903	

QUALITY

	Quantity	Base Number	Contract	AT	Region	England
% of FP17s for the same patient ID Re-attending within 3 months - Children	617	6,671	9.2%	13.2%	13.3%	12.3%
% of FP17s for the same patient ID Re-attending within 3 months - Adults	4,492	25,537	17.6%	17.3%	17.3%	16.7%
% of FP17s for the same patient ID Re-attending between 3 & 9 months - Children	3,744	6,671	56.1%	56.9%	58.9%	57.6%
% of FP17s for the same patient ID Re-attending between 3 & 9 months - Adults	14,635	25,537	57.3%	50.6%	52.2%	50.1%
% of FP17s for Band 1 Urgent Courses	2,912	30,689	9.5%	10.9%	9.2%	9.1%
% of FP17s Relating to Free Repair or Replacements	516	30,689	1.7%	0.9%	1.0%	0.8%
% of FP17s Relating to Continuations	328	30,689	1.1%	1.2%	1.4%	1.2%
% of Patients satisfied with the dentistry they have received	53	55	96.4%	92.2%	93.1%	92.8%
% of Patients satisfied with the time they had to wait for an appointment	49	55	89.1%	88.3%	89.5%	88.7%

* This is based on patients treated on this contract for their most recent course of treatment. Figures in italics indicate the base number of FP17s or Patient Questionnaire responses are less than 100. N/A is shown where the base number of responses is less than 10 during the period. % is calculated as Quantity/Base number*100

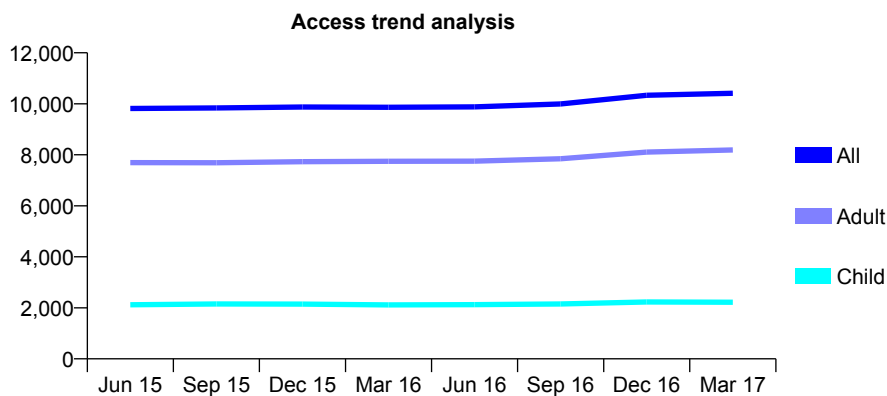
Q47 - Vital Signs At a Glance Contract Report for 183490/0001 - March 2017

Name or company name	MAINSTREAM DENTAL CARE LTD
Contract type name	GDS Contract
Purpose of contract	General
Contract start date	01/04/2010
Contract end date	

16/17 Contracted general activity (UDA)	31,462
Carry forward general activity (UDA)	-428
16/17 Contracted orthodontic activity (UOA)	0
Carry forward orthodontic activity (UOA)	0
Baseline contract value	£915,025.26

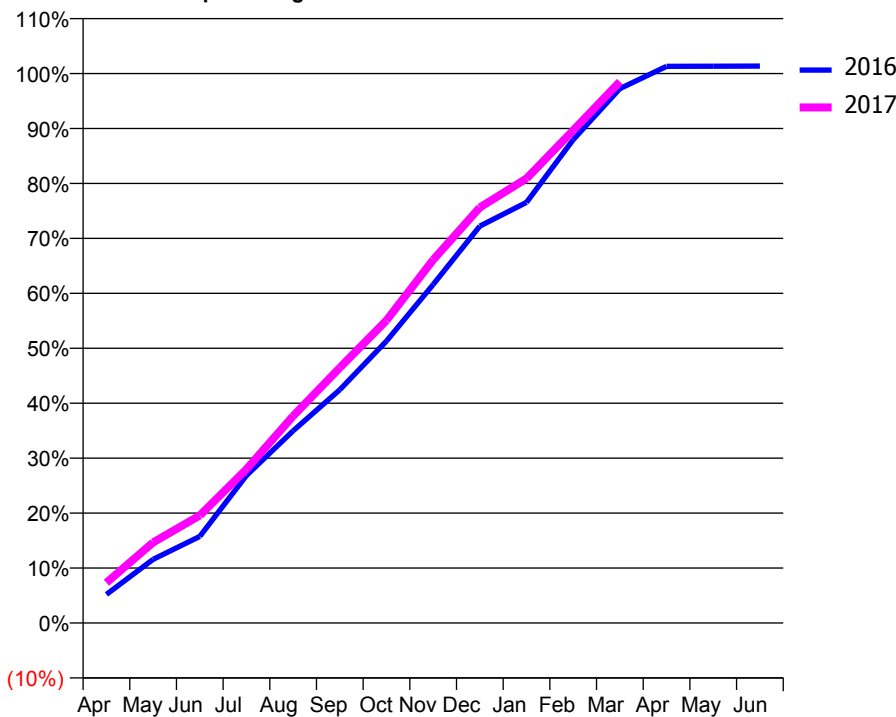
ACCESS*

Patients seen in 24 months	Total	Change since previous quarter
Quarter ending March 2016	9,865	
Quarter ending June 2016	9,879	→
Quarter ending September 2016	9,996	→
Quarter ending December 2016	10,337	↑
Quarter ending March 2017	10,413	→
Variance since March 2016	5.6%	↑



ACTIVITY

Cumulative percentage of contracted UDA delivered 2016 & 2017



Month	Adjusted Scheduled Activity (UDA)	
	2016	2017
April	1,634	2,312
May	3,648	4,619
June	4,958	6,157
July	8,450	8,810
August	11,003	11,853
September	13,355	14,620
October	16,142	17,327
November	19,380	20,796
December	22,723	23,795
January	24,087	25,454
February	27,669	28,207
March	30,599	30,995
April	31,869	
May	31,878	
June	31,890	

QUALITY

	Quantity	Base Number	Contract	AT	Region	England
% of FP17s for the same patient ID Re-attending within 3 months - Children	294	3,610	8.1%	13.2%	13.3%	12.3%
% of FP17s for the same patient ID Re-attending within 3 months - Adults	1,693	12,294	13.8%	17.3%	17.3%	16.7%
% of FP17s for the same patient ID Re-attending between 3 & 9 months - Children	2,263	3,610	62.7%	56.9%	58.9%	57.6%
% of FP17s for the same patient ID Re-attending between 3 & 9 months - Adults	7,342	12,294	59.7%	50.6%	52.2%	50.1%
% of FP17s for Band 1 Urgent Courses	1,138	15,178	7.5%	10.9%	9.2%	9.1%
% of FP17s Relating to Free Repair or Replacements	244	15,178	1.6%	0.9%	1.0%	0.8%
% of FP17s Relating to Continuations	149	15,178	1.0%	1.2%	1.4%	1.2%
% of Patients satisfied with the dentistry they have received	26	28	92.9%	92.2%	93.1%	92.8%
% of Patients satisfied with the time they had to wait for an appointment	22	28	78.6%	88.3%	89.5%	88.7%

* This is based on patients treated on this contract for their most recent course of treatment. Figures in italics indicate the base number of FP17s or Patient Questionnaire responses are less than 100. N/A is shown where the base number of responses is less than 10 during the period. % is calculated as Quantity/Base number*100

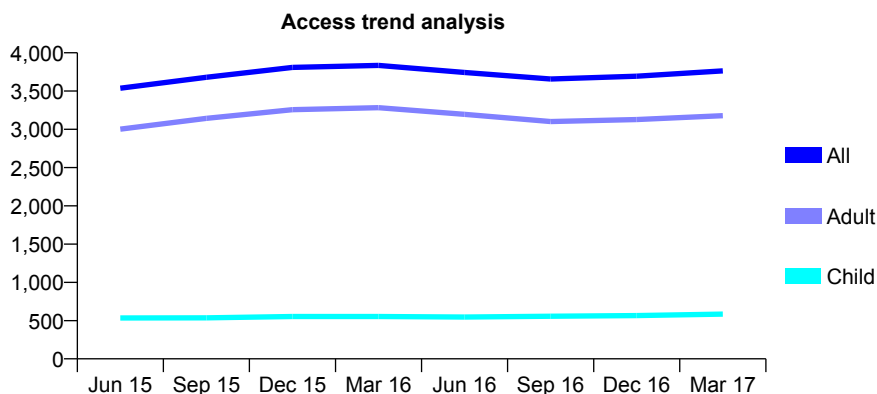
Q47 - Vital Signs At a Glance Contract Report for 183741/0001 - March 2017

Name or company name	Windmill Dental Practice
Contract type name	GDS Contract
Purpose of contract	General
Contract start date	09/09/2013
Contract end date	

16/17 Contracted general activity (UDA)	12,522
Carry forward general activity (UDA)	-250
16/17 Contracted orthodontic activity (UOA)	0
Carry forward orthodontic activity (UOA)	0
Baseline contract value	£276,593.55

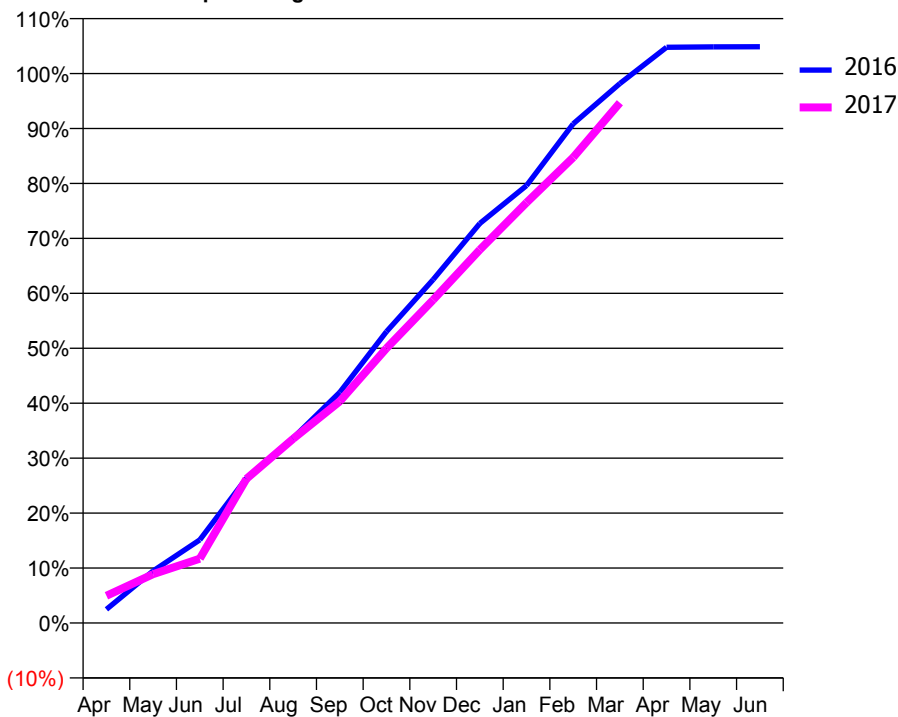
ACCESS*

Patients seen in 24 months	Total	Change since previous quarter
Quarter ending March 2016	3,835	
Quarter ending June 2016	3,743	↓
Quarter ending September 2016	3,658	↓
Quarter ending December 2016	3,694	→
Quarter ending March 2017	3,763	→
Variance since March 2016	(1.9%)	↓



ACTIVITY

Cumulative percentage of contracted UDA delivered 2016 & 2017



Month	Adjusted Scheduled Activity (UDA)	
	2016	2017
April	310	622
May	1,186	1,113
June	1,896	1,465
July	3,303	3,287
August	4,217	4,199
September	5,258	5,051
October	6,640	6,261
November	7,826	7,366
December	9,106	8,507
January	9,970	9,579
February	11,375	10,608
March	12,294	11,855
April	13,121	
May	13,129	
June	13,132	

QUALITY

	Quantity	Base Number	Contract	AT	Region	England
% of FP17s for the same patient ID Re-attending within 3 months - Children	83	969	8.6%	13.2%	13.3%	12.3%
% of FP17s for the same patient ID Re-attending within 3 months - Adults	908	5,263	17.3%	17.3%	17.3%	16.7%
% of FP17s for the same patient ID Re-attending between 3 & 9 months - Children	576	969	59.4%	56.9%	58.9%	57.6%
% of FP17s for the same patient ID Re-attending between 3 & 9 months - Adults	3,270	5,263	62.1%	50.6%	52.2%	50.1%
% of FP17s for Band 1 Urgent Courses	605	5,895	10.3%	10.9%	9.2%	9.1%
% of FP17s Relating to Free Repair or Replacements	14	5,895	0.2%	0.9%	1.0%	0.8%
% of FP17s Relating to Continuations	14	5,895	0.2%	1.2%	1.4%	1.2%
% of Patients satisfied with the dentistry they have received	16	18	88.9%	92.2%	93.1%	92.8%
% of Patients satisfied with the time they had to wait for an appointment	14	18	77.8%	88.3%	89.5%	88.7%

* This is based on patients treated on this contract for their most recent course of treatment. Figures in italics indicate the base number of FP17s or Patient Questionnaire responses are less than 100. N/A is shown where the base number of responses is less than 10 during the period. % is calculated as Quantity/Base number*100

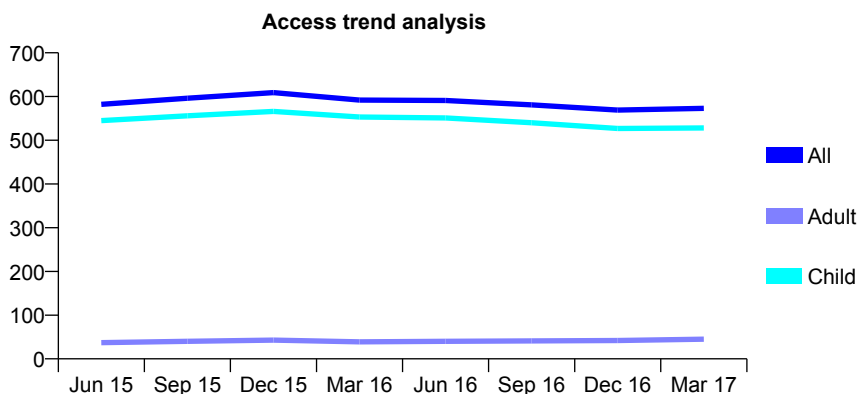
Q47 - Vital Signs At a Glance Contract Report for 183911/0001 - March 2017

Name or company name	Southport Road Dental Practice
Contract type name	GDS Contract
Purpose of contract	General
Contract start date	28/05/2010
Contract end date	

16/17 Contracted general activity (UDA)	1,367
Carry forward general activity (UDA)	-27
16/17 Contracted orthodontic activity (UOA)	0
Carry forward orthodontic activity (UOA)	0
Baseline contract value	£32,616.36

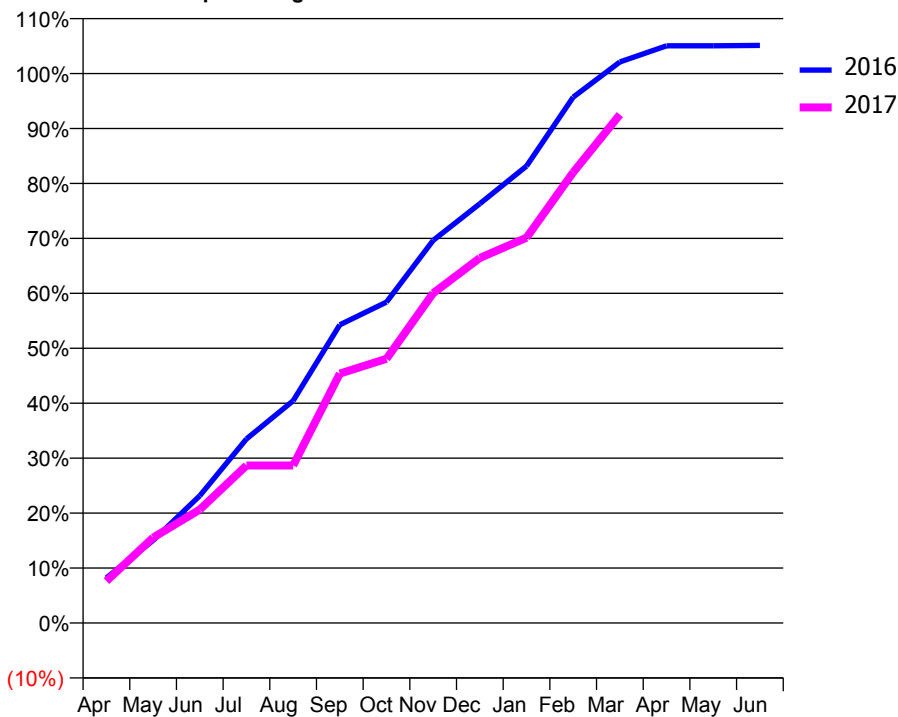
ACCESS*

Patients seen in 24 months	Total	Change since previous quarter
Quarter ending March 2016	592	
Quarter ending June 2016	591	→
Quarter ending September 2016	581	↓
Quarter ending December 2016	569	↓
Quarter ending March 2017	573	→
Variance since March 2016	(3.2%)	↓



ACTIVITY

Cumulative percentage of contracted UDA delivered 2016 & 2017



Month	Adjusted Scheduled Activity (UDA)	
	2016	2017
April	112	104
May	205	212
June	317	282
July	458	392
August	553	392
September	742	620
October	798	657
November	952	820
December	1,043	908
January	1,137	958
February	1,308	1,121
March	1,396	1,265
April	1,436	
May	1,436	
June	1,437	

QUALITY

	Quantity	Base Number	Contract	AT	Region	England
% of FP17s for the same patient ID Re-attending within 3 months - Children	78	928	8.4%	13.2%	13.3%	12.3%
% of FP17s for the same patient ID Re-attending within 3 months - Adults	0	0	N/A	17.3%	17.3%	16.7%
% of FP17s for the same patient ID Re-attending between 3 & 9 months - Children	659	928	71.0%	56.9%	58.9%	57.6%
% of FP17s for the same patient ID Re-attending between 3 & 9 months - Adults	0	0	N/A	50.6%	52.2%	50.1%
% of FP17s for Band 1 Urgent Courses	33	886	3.7%	10.9%	9.2%	9.1%
% of FP17s Relating to Free Repair or Replacements	0	886	0.0%	0.9%	1.0%	0.8%
% of FP17s Relating to Continuations	0	886	0.0%	1.2%	1.4%	1.2%
% of Patients satisfied with the dentistry they have received	1	1	N/A	92.2%	93.1%	92.8%
% of Patients satisfied with the time they had to wait for an appointment	1	1	N/A	88.3%	89.5%	88.7%

* This is based on patients treated on this contract for their most recent course of treatment. Figures in italics indicate the base number of FP17s or Patient Questionnaire responses are less than 100. N/A is shown where the base number of responses is less than 10 during the period. % is calculated as Quantity/Base number*100

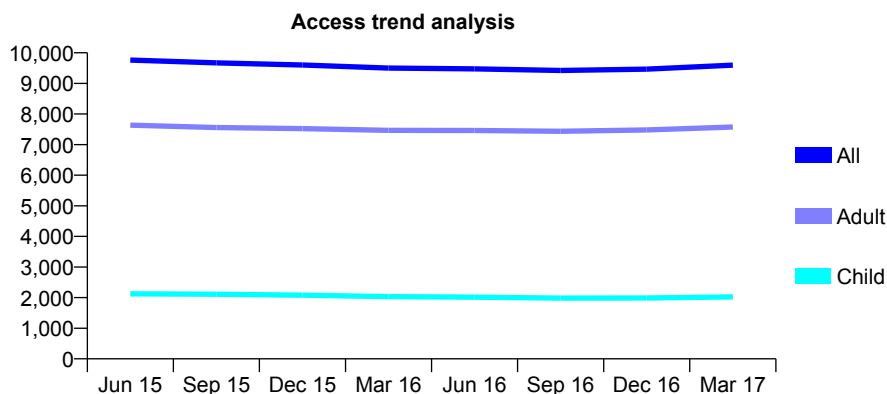
Q47 - Vital Signs At a Glance Contract Report for 184705/0001 - March 2017

Name or company name	Hesketh Lane Dental Practice
Contract type name	GDS Contract
Purpose of contract	General
Contract start date	01/04/2013
Contract end date	

16/17 Contracted general activity (UDA)	27,309
Carry forward general activity (UDA)	284
16/17 Contracted orthodontic activity (UOA)	0
Carry forward orthodontic activity (UOA)	0
Baseline contract value	£766,817.07

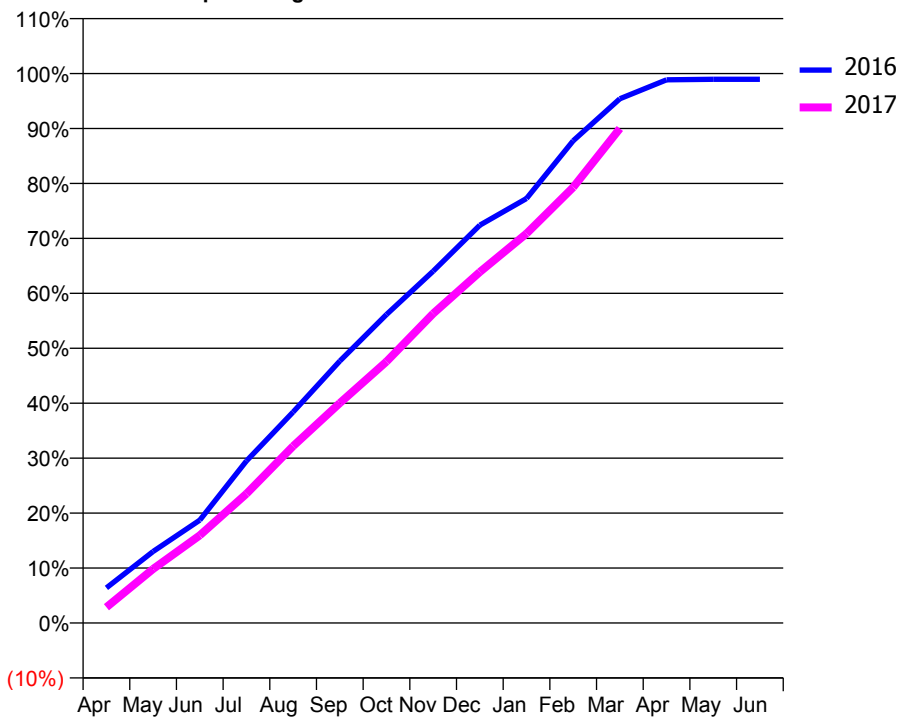
ACCESS*

Patients seen in 24 months	Total	Change since previous quarter
Quarter ending March 2016	9,499	
Quarter ending June 2016	9,477	→
Quarter ending September 2016	9,423	→
Quarter ending December 2016	9,468	→
Quarter ending March 2017	9,599	→
Variance since March 2016	1.1%	→



ACTIVITY

Cumulative percentage of contracted UDA delivered 2016 & 2017



Month	Adjusted Scheduled Activity (UDA)	
	2016	2017
April	1,748	787
May	3,557	2,687
June	5,113	4,358
July	8,057	6,422
August	10,485	8,789
September	13,019	10,935
October	15,331	12,994
November	17,483	15,377
December	19,773	17,448
January	21,098	19,355
February	23,964	21,651
March	26,055	24,579
April	26,996	
May	27,021	
June	27,025	

QUALITY

	Quantity	Base Number	Contract	AT	Region	England
% of FP17s for the same patient ID Re-attending within 3 months - Children	360	3,690	9.8%	13.2%	13.3%	12.3%
% of FP17s for the same patient ID Re-attending within 3 months - Adults	2,025	12,417	16.3%	17.3%	17.3%	16.7%
% of FP17s for the same patient ID Re-attending between 3 & 9 months - Children	2,407	3,690	65.2%	56.9%	58.9%	57.6%
% of FP17s for the same patient ID Re-attending between 3 & 9 months - Adults	6,996	12,417	56.3%	50.6%	52.2%	50.1%
% of FP17s for Band 1 Urgent Courses	1,020	14,348	7.1%	10.9%	9.2%	9.1%
% of FP17s Relating to Free Repair or Replacements	38	14,348	0.3%	0.9%	1.0%	0.8%
% of FP17s Relating to Continuations	275	14,348	1.9%	1.2%	1.4%	1.2%
% of Patients satisfied with the dentistry they have received	23	25	92.0%	92.2%	93.1%	92.8%
% of Patients satisfied with the time they had to wait for an appointment	24	25	96.0%	88.3%	89.5%	88.7%

* This is based on patients treated on this contract for their most recent course of treatment. Figures in italics indicate the base number of FP17s or Patient Questionnaire responses are less than 100. N/A is shown where the base number of responses is less than 10 during the period. % is calculated as Quantity/Base number*100

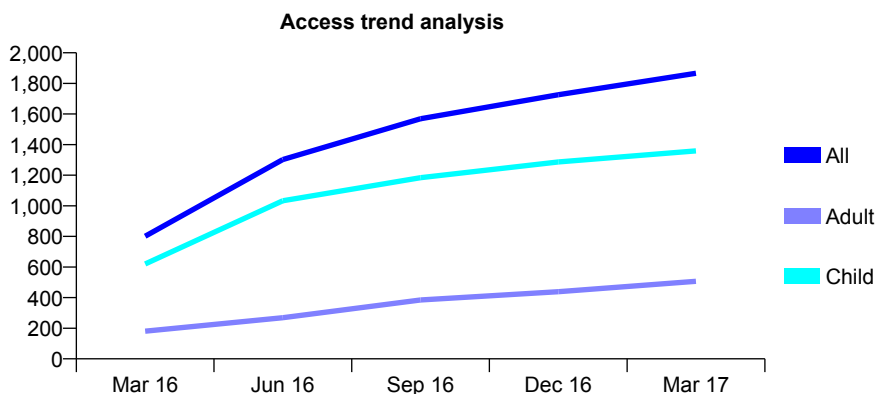
Q47 - Vital Signs At a Glance Contract Report for 185450/0001 - March 2017

Name or company name	Matterson and Partners
Contract type name	GDS Contract
Purpose of contract	General and Orthodontic
Contract start date	01/01/2016
Contract end date	

16/17 Contracted general activity (UDA)	5,600
Carry forward general activity (UDA)	0
16/17 Contracted orthodontic activity (UOA)	2,427
Carry forward orthodontic activity (UOA)	-319
Baseline contract value	£300,548.96

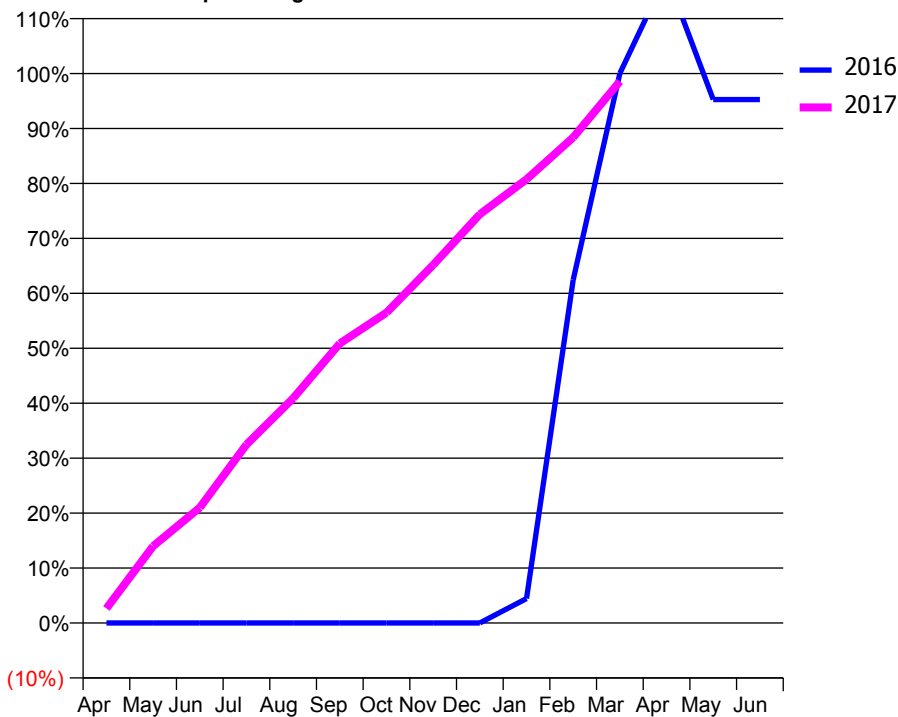
ACCESS*

Patients seen in 24 months	Total	Change since previous quarter
Quarter ending March 2016	801	
Quarter ending June 2016	1,302	↑
Quarter ending September 2016	1,569	↑
Quarter ending December 2016	1,726	↑
Quarter ending March 2017	1,866	↑
Variance since March 2016	133.0%	↑



ACTIVITY

Cumulative percentage of contracted UDA delivered 2016 & 2017



Month	Adjusted Scheduled Activity (UDA)	
	2016	2017
April	0	149
May	0	783
June	0	1,177
July	0	1,819
August	0	2,291
September	0	2,849
October	0	3,162
November	0	3,649
December	0	4,166
January	62	4,522
February	874	4,949
March	1,400	5,520
April	1,650	
May	1,334	
June	1,334	

QUALITY

	Quantity	Base Number	Contract	AT	Region	England
% of FP17s for the same patient ID Re-attending within 3 months - Children	337	2,851	11.8%	13.2%	13.3%	12.3%
% of FP17s for the same patient ID Re-attending within 3 months - Adults	116	688	16.9%	17.3%	17.3%	16.7%
% of FP17s for the same patient ID Re-attending between 3 & 9 months - Children	1,025	2,851	36.0%	56.9%	58.9%	57.6%
% of FP17s for the same patient ID Re-attending between 3 & 9 months - Adults	264	688	38.4%	50.6%	52.2%	50.1%
% of FP17s for Band 1 Urgent Courses	213	3,300	6.5%	10.9%	9.2%	9.1%
% of FP17s Relating to Free Repair or Replacements	3	3,300	0.1%	0.9%	1.0%	0.8%
% of FP17s Relating to Continuations	3	3,300	0.1%	1.2%	1.4%	1.2%
% of Patients satisfied with the dentistry they have received	1	1	N/A	92.2%	93.1%	92.8%
% of Patients satisfied with the time they had to wait for an appointment	1	1	N/A	88.3%	89.5%	88.7%

* This is based on patients treated on this contract for their most recent course of treatment. Figures in italics indicate the base number of FP17s or Patient Questionnaire responses are less than 100. N/A is shown where the base number of responses is less than 10 during the period. % is calculated as Quantity/Base number*100

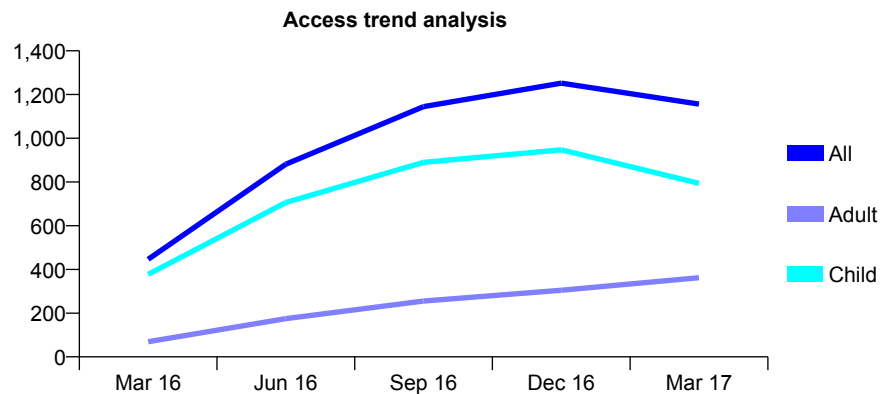
Q47 - Vital Signs At a Glance Contract Report for 185450/0002 - March 2017

Name or company name	Matterson and Partners
Contract type name	GDS Contract
Purpose of contract	General and Orthodontic
Contract start date	01/01/2016
Contract end date	

16/17 Contracted general activity (UDA)	3,700
Carry forward general activity (UDA)	51
16/17 Contracted orthodontic activity (UOA)	5,196
Carry forward orthodontic activity (UOA)	-12
Baseline contract value	£439,201.00

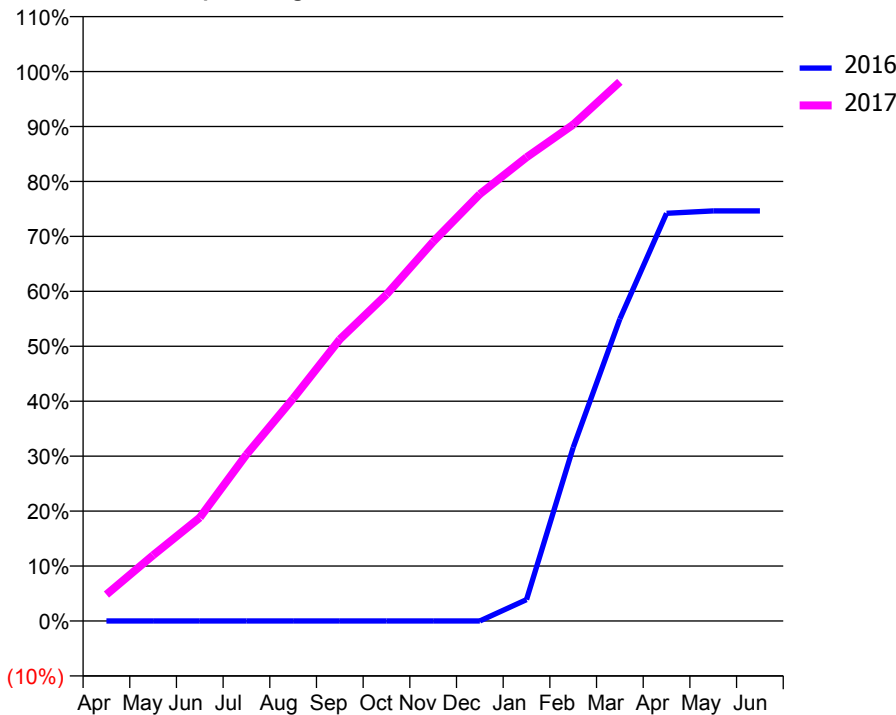
ACCESS*

Patients seen in 24 months	Total	Change since previous quarter
Quarter ending March 2016	446	
Quarter ending June 2016	881	↑
Quarter ending September 2016	1,145	↑
Quarter ending December 2016	1,252	↑
Quarter ending March 2017	1,156	↓
Variance since March 2016	159.2%	↑



ACTIVITY

Cumulative percentage of contracted UDA delivered 2016 & 2017



Month	Adjusted Scheduled Activity (UDA)	
	2016	2017
April	0	178
May	0	443
June	0	696
July	0	1,121
August	0	1,498
September	0	1,897
October	0	2,198
November	0	2,554
December	0	2,874
January	36	3,122
February	292	3,342
March	509	3,630
April	686	
May	690	
June	690	

QUALITY

	Quantity	Base Number	Contract	AT	Region	England
% of FP17s for the same patient ID Re-attending within 3 months - Children	366	2,664	13.7%	13.2%	13.3%	12.3%
% of FP17s for the same patient ID Re-attending within 3 months - Adults	99	580	17.1%	17.3%	17.3%	16.7%
% of FP17s for the same patient ID Re-attending between 3 & 9 months - Children	692	2,664	26.0%	56.9%	58.9%	57.6%
% of FP17s for the same patient ID Re-attending between 3 & 9 months - Adults	178	580	30.7%	50.6%	52.2%	50.1%
% of FP17s for Band 1 Urgent Courses	192	2,565	7.5%	10.9%	9.2%	9.1%
% of FP17s Relating to Free Repair or Replacements	3	2,565	0.1%	0.9%	1.0%	0.8%
% of FP17s Relating to Continuations	7	2,565	0.3%	1.2%	1.4%	1.2%
% of Patients satisfied with the dentistry they have received	1	1	N/A	92.2%	93.1%	92.8%
% of Patients satisfied with the time they had to wait for an appointment	1	1	N/A	88.3%	89.5%	88.7%

* This is based on patients treated on this contract for their most recent course of treatment. Figures in italics indicate the base number of FP17s or Patient Questionnaire responses are less than 100. N/A is shown where the base number of responses is less than 10 during the period. % is calculated as Quantity/Base number*100

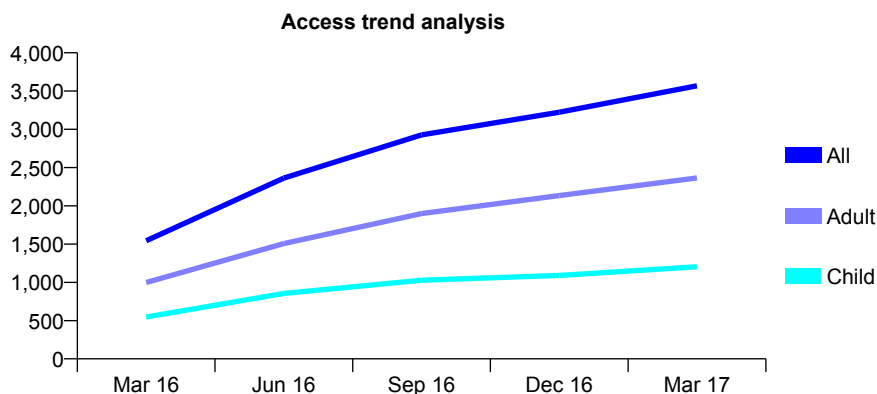
Q47 - Vital Signs At a Glance Contract Report for 185450/0003 - March 2017

Name or company name	Matterson and Partners
Contract type name	GDS Contract
Purpose of contract	General
Contract start date	01/01/2016
Contract end date	

16/17 Contracted general activity (UDA)	15,166
Carry forward general activity (UDA)	-322
16/17 Contracted orthodontic activity (UOA)	0
Carry forward orthodontic activity (UOA)	0
Baseline contract value	£416,926.03

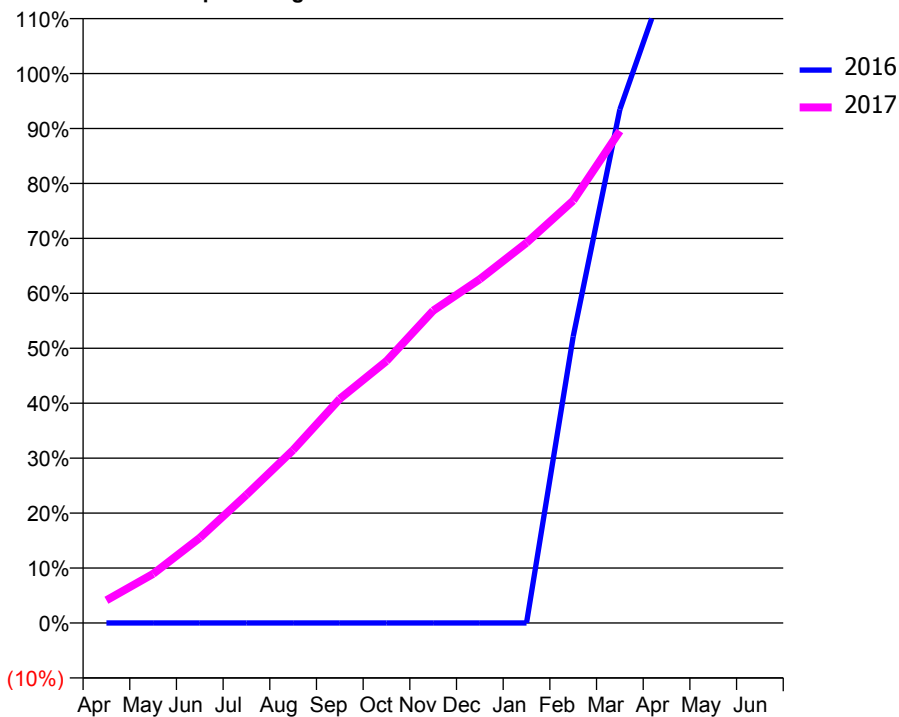
ACCESS*

Patients seen in 24 months	Total	Change since previous quarter
Quarter ending March 2016	1,544	
Quarter ending June 2016	2,362	↑
Quarter ending September 2016	2,927	↑
Quarter ending December 2016	3,224	↑
Quarter ending March 2017	3,569	↑
Variance since March 2016	131.2%	↑



ACTIVITY

Cumulative percentage of contracted UDA delivered 2016 & 2017



Adjusted Scheduled Activity (UDA)

Month	2016	2017
April	0	626
May	0	1,356
June	0	2,349
July	0	3,539
August	0	4,774
September	0	6,190
October	0	7,228
November	0	8,622
December	0	9,490
January	0	10,495
February	1,780	11,658
March	3,190	13,579
April	4,017	
May	4,023	
June	4,028	

QUALITY

	Quantity	Base Number	Contract	AT	Region	England
% of FP17s for the same patient ID Re-attending within 3 months - Children	254	2,286	11.1%	13.2%	13.3%	12.3%
% of FP17s for the same patient ID Re-attending within 3 months - Adults	556	3,718	15.0%	17.3%	17.3%	16.7%
% of FP17s for the same patient ID Re-attending between 3 & 9 months - Children	1,039	2,286	45.5%	56.9%	58.9%	57.6%
% of FP17s for the same patient ID Re-attending between 3 & 9 months - Adults	1,438	3,718	38.7%	50.6%	52.2%	50.1%
% of FP17s for Band 1 Urgent Courses	353	5,707	6.2%	10.9%	9.2%	9.1%
% of FP17s Relating to Free Repair or Replacements	54	5,707	0.9%	0.9%	1.0%	0.8%
% of FP17s Relating to Continuations	36	5,707	0.6%	1.2%	1.4%	1.2%
% of Patients satisfied with the dentistry they have received	7	7	N/A	92.2%	93.1%	92.8%
% of Patients satisfied with the time they had to wait for an appointment	5	7	N/A	88.3%	89.5%	88.7%

* This is based on patients treated on this contract for their most recent course of treatment. Figures in italics indicate the base number of FP17s or Patient Questionnaire responses are less than 100. N/A is shown where the base number of responses is less than 10 during the period. % is calculated as Quantity/Base number*100

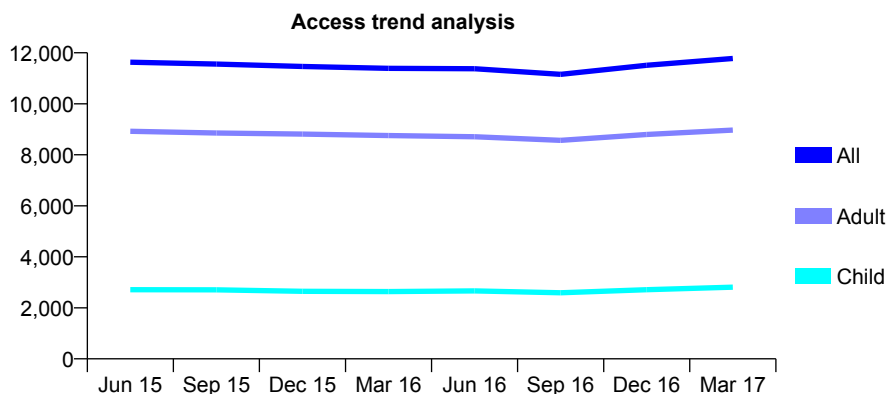
Q47 - Vital Signs At a Glance Contract Report for 188433/0002 - March 2017

Name or company name	Fleetwood Practice Ltd
Contract type name	GDS Contract
Purpose of contract	General
Contract start date	01/04/2013
Contract end date	

16/17 Contracted general activity (UDA)	44,423
Carry forward general activity (UDA)	0
16/17 Contracted orthodontic activity (UOA)	0
Carry forward orthodontic activity (UOA)	0
Baseline contract value	£1,276,671.87

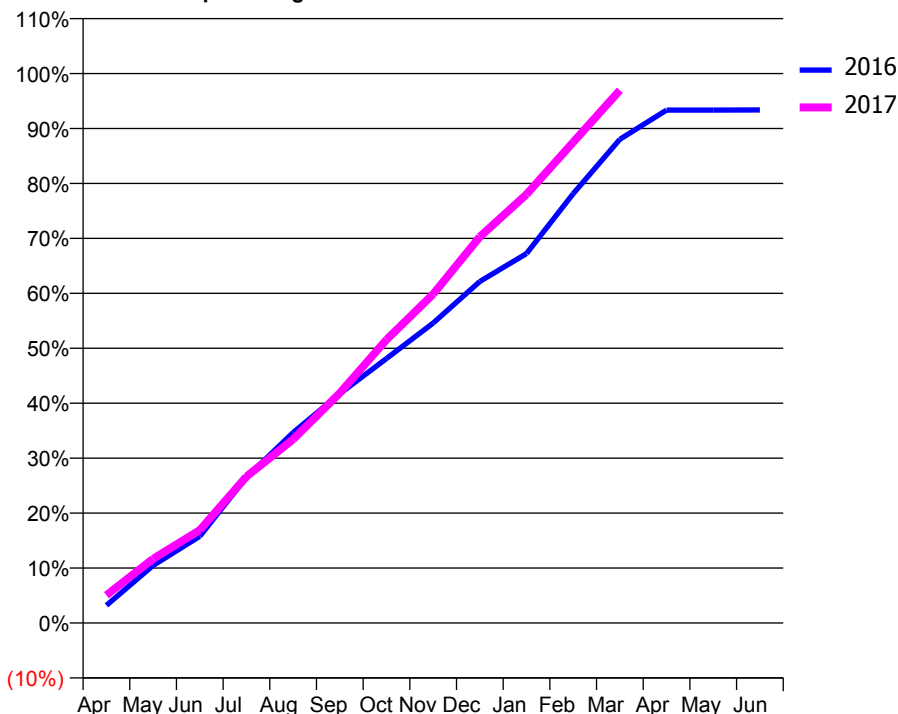
ACCESS*

Patients seen in 24 months	Total	Change since previous quarter
Quarter ending March 2016	11,392	
Quarter ending June 2016	11,376	→
Quarter ending September 2016	11,157	↓
Quarter ending December 2016	11,509	↑
Quarter ending March 2017	11,779	↑
Variance since March 2016	3.4%	↑



ACTIVITY

Cumulative percentage of contracted UDA delivered 2016 & 2017



Adjusted Scheduled Activity (UDA)

Month	2016	2017
April	1,433	2,252
May	4,652	5,194
June	7,010	7,514
July	11,772	11,843
August	15,397	14,847
September	18,535	18,588
October	21,382	22,903
November	24,253	26,589
December	27,609	31,229
January	29,862	34,649
February	34,710	38,868
March	39,110	43,073
April	41,468	
May	41,466	
June	41,478	

QUALITY

	Quantity	Base Number	Contract	AT	Region	England
% of FP17s for the same patient ID Re-attending within 3 months - Children	287	4,529	6.3%	13.2%	13.3%	12.3%
% of FP17s for the same patient ID Re-attending within 3 months - Adults	2,119	14,553	14.6%	17.3%	17.3%	16.7%
% of FP17s for the same patient ID Re-attending between 3 & 9 months - Children	2,798	4,529	61.8%	56.9%	58.9%	57.6%
% of FP17s for the same patient ID Re-attending between 3 & 9 months - Adults	8,761	14,553	60.2%	50.6%	52.2%	50.1%
% of FP17s for Band 1 Urgent Courses	1,200	18,017	6.7%	10.9%	9.2%	9.1%
% of FP17s Relating to Free Repair or Replacements	168	18,017	0.9%	0.9%	1.0%	0.8%
% of FP17s Relating to Continuations	379	18,017	2.1%	1.2%	1.4%	1.2%
% of Patients satisfied with the dentistry they have received	28	35	80.0%	92.2%	93.1%	92.8%
% of Patients satisfied with the time they had to wait for an appointment	29	35	82.9%	88.3%	89.5%	88.7%

* This is based on patients treated on this contract for their most recent course of treatment. Figures in italics indicate the base number of FP17s or Patient Questionnaire responses are less than 100. N/A is shown where the base number of responses is less than 10 during the period. % is calculated as Quantity/Base number*100

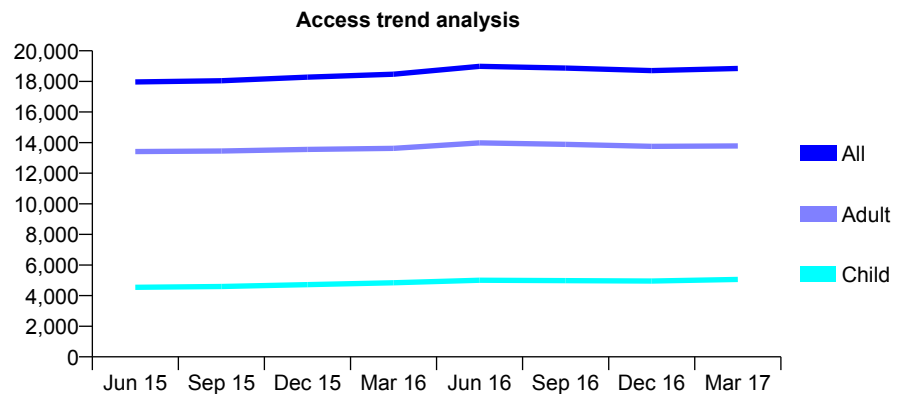
Q47 - Vital Signs At a Glance Contract Report for 189421/0002 - March 2017

Name or company name	Mayo Dental Clinic
Contract type name	GDS Contract
Purpose of contract	General
Contract start date	01/01/2012
Contract end date	

16/17 Contracted general activity (UDA)	61,000
Carry forward general activity (UDA)	612
16/17 Contracted orthodontic activity (UOA)	0
Carry forward orthodontic activity (UOA)	0
Baseline contract value	£1,565,732.41

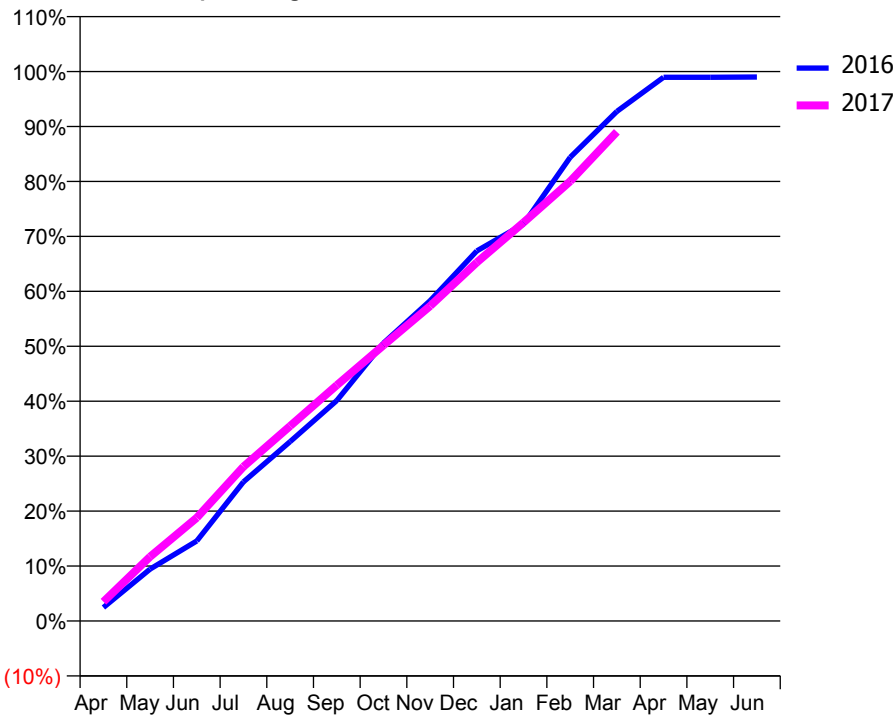
ACCESS*

Patients seen in 24 months	Total	Change since previous quarter
Quarter ending March 2016	18,474	
Quarter ending June 2016	18,985	↑
Quarter ending September 2016	18,868	→
Quarter ending December 2016	18,706	→
Quarter ending March 2017	18,846	→
Variance since March 2016	2.0%	↑



ACTIVITY

Cumulative percentage of contracted UDA delivered 2016 & 2017



Month	Adjusted Scheduled Activity (UDA)	
	2016	2017
April	1,507	2,138
May	5,765	7,142
June	8,883	11,458
July	15,447	17,132
August	19,916	21,650
September	24,475	26,173
October	30,850	30,605
November	35,566	34,970
December	41,087	39,815
January	44,061	44,241
February	51,477	48,805
March	56,563	54,309
April	60,353	
May	60,357	
June	60,388	

QUALITY

	Quantity	Base Number	Contract	AT	Region	England
% of FP17s for the same patient ID Re-attending within 3 months - Children	499	7,187	6.9%	13.2%	13.3%	12.3%
% of FP17s for the same patient ID Re-attending within 3 months - Adults	3,334	20,208	16.5%	17.3%	17.3%	16.7%
% of FP17s for the same patient ID Re-attending between 3 & 9 months - Children	3,918	7,187	54.5%	56.9%	58.9%	57.6%
% of FP17s for the same patient ID Re-attending between 3 & 9 months - Adults	10,902	20,208	53.9%	50.6%	52.2%	50.1%
% of FP17s for Band 1 Urgent Courses	2,862	25,724	11.1%	10.9%	9.2%	9.1%
% of FP17s Relating to Free Repair or Replacements	189	25,724	0.7%	0.9%	1.0%	0.8%
% of FP17s Relating to Continuations	382	25,724	1.5%	1.2%	1.4%	1.2%
% of Patients satisfied with the dentistry they have received	60	66	90.9%	92.2%	93.1%	92.8%
% of Patients satisfied with the time they had to wait for an appointment	52	66	78.8%	88.3%	89.5%	88.7%

* This is based on patients treated on this contract for their most recent course of treatment. Figures in italics indicate the base number of FP17s or Patient Questionnaire responses are less than 100. N/A is shown where the base number of responses is less than 10 during the period. % is calculated as Quantity/Base number*100

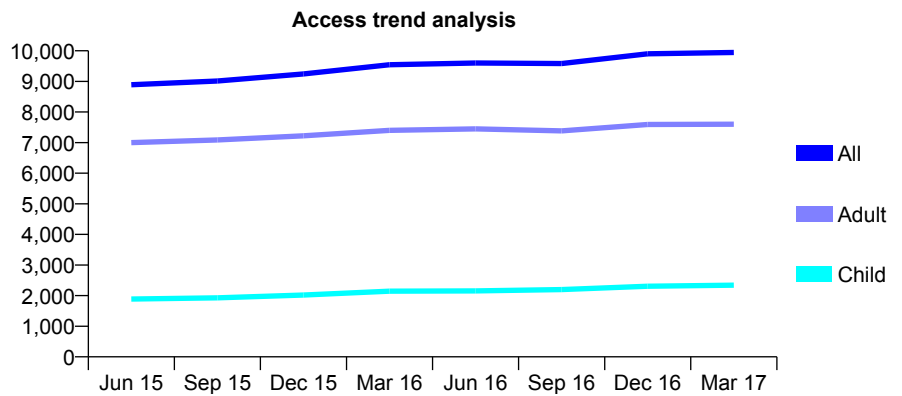
Q47 - Vital Signs At a Glance Contract Report for 191035/0001 - March 2017

Name or company name	Colne and Earby Dental Practice
Contract type name	GDS Contract
Purpose of contract	General
Contract start date	14/12/2009
Contract end date	

16/17 Contracted general activity (UDA)	27,500
Carry forward general activity (UDA)	0
16/17 Contracted orthodontic activity (UOA)	0
Carry forward orthodontic activity (UOA)	0
Baseline contract value	£854,185.50

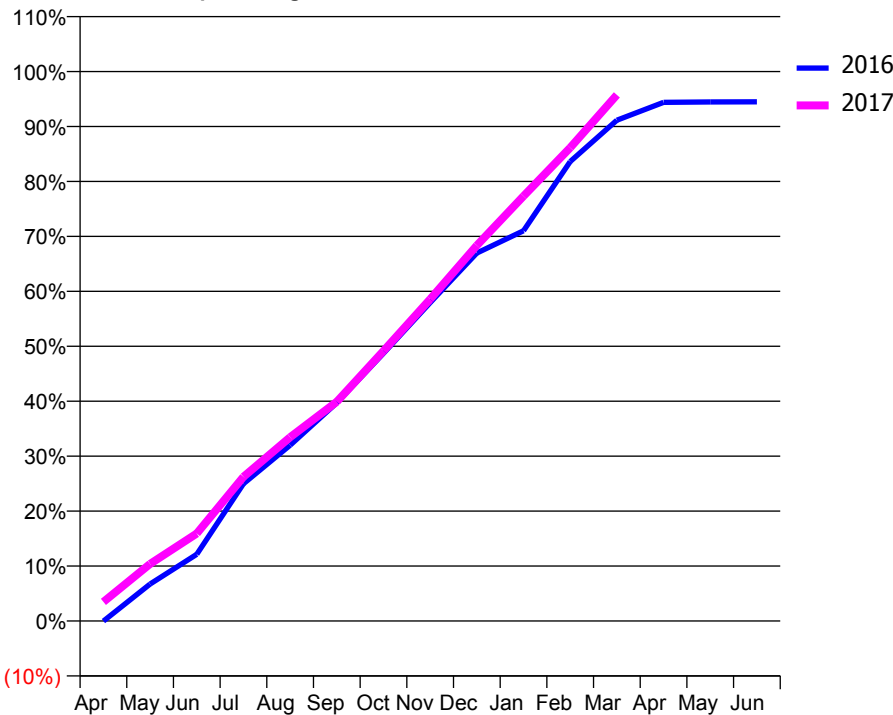
ACCESS*

Patients seen in 24 months	Total	Change since previous quarter
Quarter ending March 2016	9,545	
Quarter ending June 2016	9,601	→
Quarter ending September 2016	9,583	→
Quarter ending December 2016	9,901	↑
Quarter ending March 2017	9,945	→
Variance since March 2016	4.2%	↑



ACTIVITY

Cumulative percentage of contracted UDA delivered 2016 & 2017



Month	Adjusted Scheduled Activity (UDA)	
	2016	2017
April	-9	958
May	1,852	2,860
June	3,339	4,380
July	6,874	7,215
August	8,802	9,196
September	10,920	10,971
October	13,395	13,518
November	15,934	16,107
December	18,419	18,794
January	19,531	21,264
February	22,996	23,687
March	25,063	26,329
April	25,955	
May	25,977	
June	25,985	

QUALITY

	Quantity	Base Number	Contract	AT	Region	England
% of FP17s for the same patient ID Re-attending within 3 months - Children	170	2,822	6.0%	13.2%	13.3%	12.3%
% of FP17s for the same patient ID Re-attending within 3 months - Adults	984	8,546	11.5%	17.3%	17.3%	16.7%
% of FP17s for the same patient ID Re-attending between 3 & 9 months - Children	957	2,822	33.9%	56.9%	58.9%	57.6%
% of FP17s for the same patient ID Re-attending between 3 & 9 months - Adults	3,112	8,546	36.4%	50.6%	52.2%	50.1%
% of FP17s for Band 1 Urgent Courses	388	10,919	3.6%	10.9%	9.2%	9.1%
% of FP17s Relating to Free Repair or Replacements	125	10,919	1.1%	0.9%	1.0%	0.8%
% of FP17s Relating to Continuations	211	10,919	1.9%	1.2%	1.4%	1.2%
% of Patients satisfied with the dentistry they have received	15	15	100.0%	92.2%	93.1%	92.8%
% of Patients satisfied with the time they had to wait for an appointment	14	15	93.3%	88.3%	89.5%	88.7%

* This is based on patients treated on this contract for their most recent course of treatment. Figures in italics indicate the base number of FP17s or Patient Questionnaire responses are less than 100. N/A is shown where the base number of responses is less than 10 during the period. % is calculated as Quantity/Base number*100

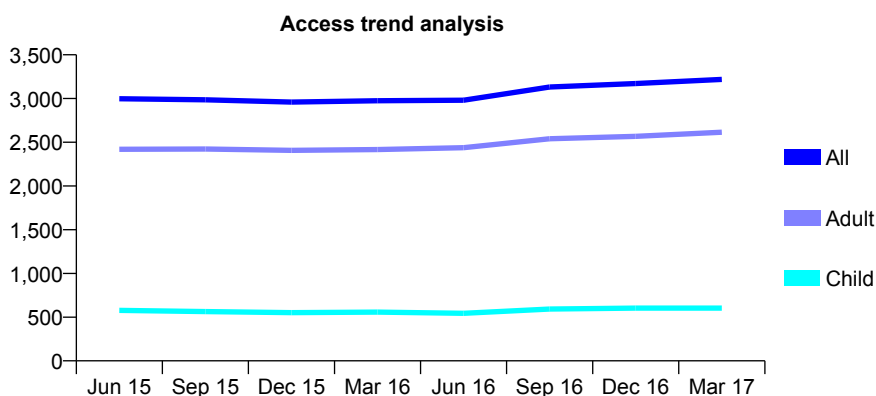
Q47 - Vital Signs At a Glance Contract Report for 191035/0002 - March 2017

Name or company name	Colne and Earby Dental Practice
Contract type name	GDS Contract
Purpose of contract	General
Contract start date	14/12/2009
Contract end date	

16/17 Contracted general activity (UDA)	10,200
Carry forward general activity (UDA)	0
16/17 Contracted orthodontic activity (UOA)	0
Carry forward orthodontic activity (UOA)	0
Baseline contract value	£254,262.53

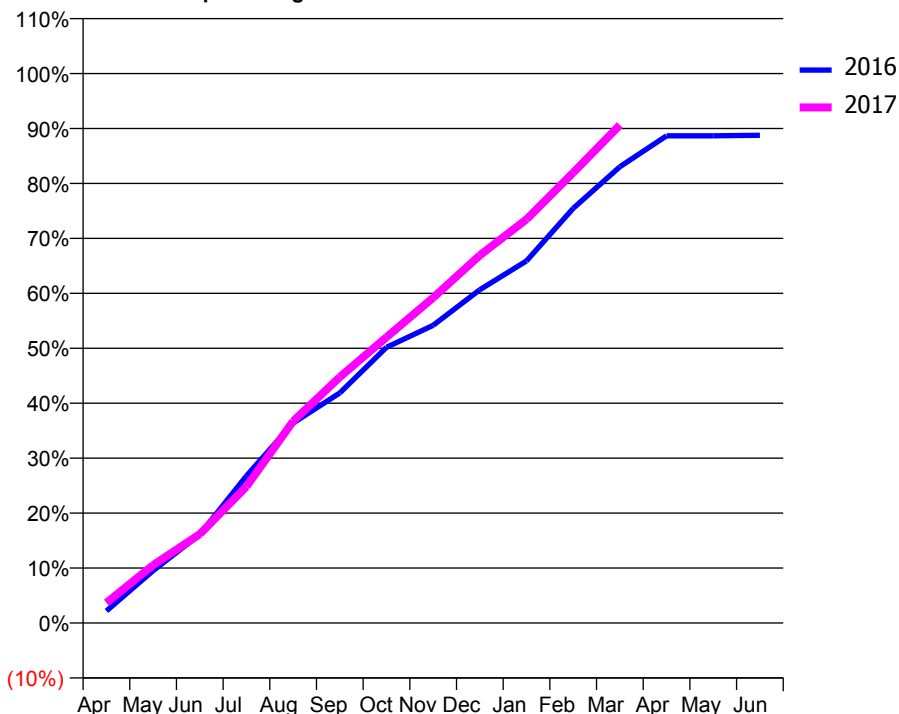
ACCESS*

Patients seen in 24 months	Total	Change since previous quarter
Quarter ending March 2016	2,974	
Quarter ending June 2016	2,981	→
Quarter ending September 2016	3,132	↑
Quarter ending December 2016	3,171	→
Quarter ending March 2017	3,218	→
Variance since March 2016	8.2%	↑



ACTIVITY

Cumulative percentage of contracted UDA delivered 2016 & 2017



Month	Adjusted Scheduled Activity (UDA)	
	2016	2017
April	225	375
May	971	1,075
June	1,646	1,649
July	2,731	2,533
August	3,710	3,745
September	4,271	4,565
October	5,117	5,307
November	5,525	6,038
December	6,188	6,827
January	6,721	7,493
February	7,697	8,361
March	8,469	9,244
April	9,044	
May	9,044	
June	9,053	

QUALITY

	Quantity	Base Number	Contract	AT	Region	England
% of FP17s for the same patient ID Re-attending within 3 months - Children	44	866	5.1%	13.2%	13.3%	12.3%
% of FP17s for the same patient ID Re-attending within 3 months - Adults	497	3,592	13.8%	17.3%	17.3%	16.7%
% of FP17s for the same patient ID Re-attending between 3 & 9 months - Children	439	866	50.7%	56.9%	58.9%	57.6%
% of FP17s for the same patient ID Re-attending between 3 & 9 months - Adults	1,693	3,592	47.1%	50.6%	52.2%	50.1%
% of FP17s for Band 1 Urgent Courses	206	4,194	4.9%	10.9%	9.2%	9.1%
% of FP17s Relating to Free Repair or Replacements	59	4,194	1.4%	0.9%	1.0%	0.8%
% of FP17s Relating to Continuations	91	4,194	2.2%	1.2%	1.4%	1.2%
% of Patients satisfied with the dentistry they have received	12	12	100.0%	92.2%	93.1%	92.8%
% of Patients satisfied with the time they had to wait for an appointment	11	12	91.7%	88.3%	89.5%	88.7%

* This is based on patients treated on this contract for their most recent course of treatment. Figures in italics indicate the base number of FP17s or Patient Questionnaire responses are less than 100. N/A is shown where the base number of responses is less than 10 during the period. % is calculated as Quantity/Base number*100

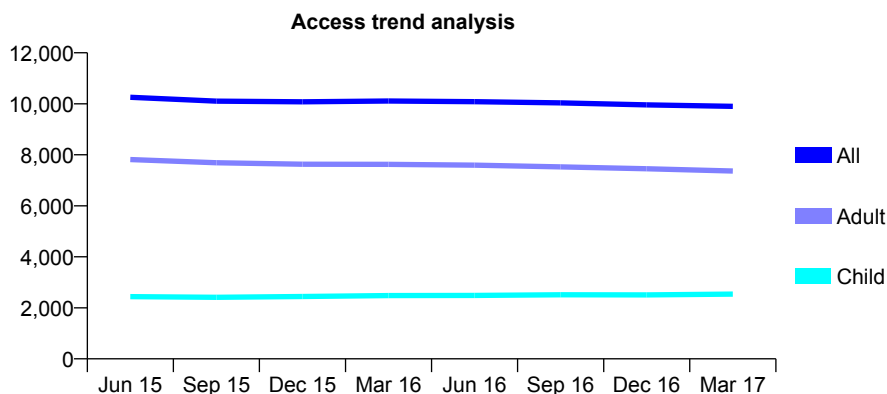
Q47 - Vital Signs At a Glance Contract Report for 191493/0001 - March 2017

Name or company name	Euxton (No1) Limited
Contract type name	GDS Contract
Purpose of contract	General
Contract start date	01/11/2007
Contract end date	

16/17 Contracted general activity (UDA)	28,458
Carry forward general activity (UDA)	821
16/17 Contracted orthodontic activity (UOA)	0
Carry forward orthodontic activity (UOA)	0
Baseline contract value	£763,511.49

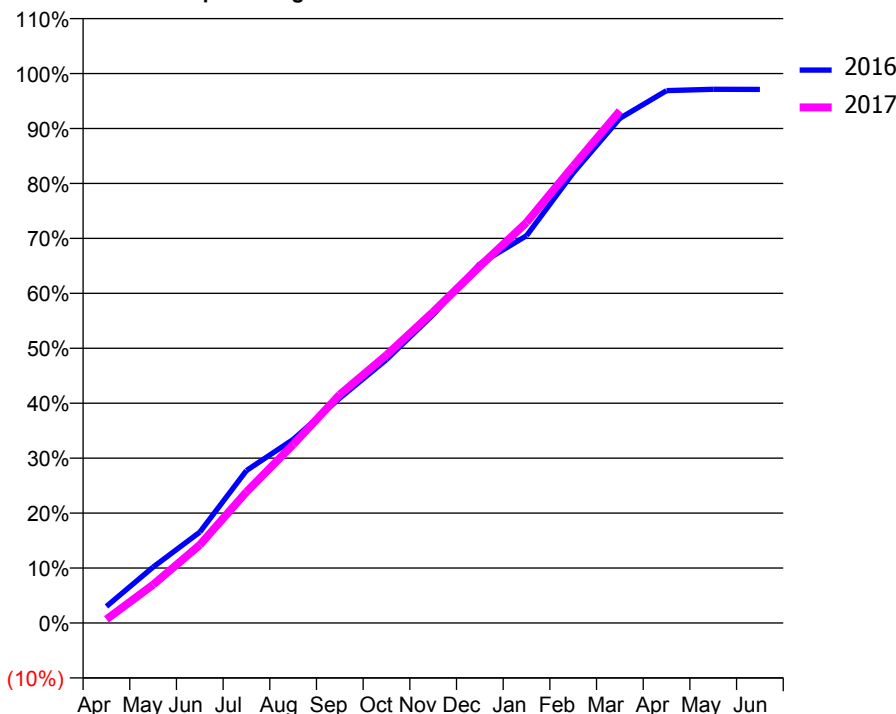
ACCESS*

Patients seen in 24 months	Total	Change since previous quarter
Quarter ending March 2016	10,108	
Quarter ending June 2016	10,084	→
Quarter ending September 2016	10,039	→
Quarter ending December 2016	9,959	→
Quarter ending March 2017	9,901	→
Variance since March 2016	(2.0%)	↓



ACTIVITY

Cumulative percentage of contracted UDA delivered 2016 & 2017



Month	Adjusted Scheduled Activity (UDA)	
	2016	2017
April	857	187
May	2,897	1,988
June	4,708	4,043
July	7,896	6,791
August	9,506	9,244
September	11,646	11,831
October	13,639	13,877
November	15,973	16,115
December	18,599	18,477
January	20,057	20,739
February	23,312	23,664
March	26,133	26,519
April	27,569	
May	27,638	
June	27,637	

QUALITY

	Quantity	Base Number	Contract	AT	Region	England
% of FP17s for the same patient ID Re-attending within 3 months - Children	339	4,124	8.2%	13.2%	13.3%	12.3%
% of FP17s for the same patient ID Re-attending within 3 months - Adults	1,289	10,424	12.4%	17.3%	17.3%	16.7%
% of FP17s for the same patient ID Re-attending between 3 & 9 months - Children	2,461	4,124	59.7%	56.9%	58.9%	57.6%
% of FP17s for the same patient ID Re-attending between 3 & 9 months - Adults	5,865	10,424	56.3%	50.6%	52.2%	50.1%
% of FP17s for Band 1 Urgent Courses	602	13,980	4.3%	10.9%	9.2%	9.1%
% of FP17s Relating to Free Repair or Replacements	176	13,980	1.3%	0.9%	1.0%	0.8%
% of FP17s Relating to Continuations	400	13,980	2.9%	1.2%	1.4%	1.2%
% of Patients satisfied with the dentistry they have received	16	19	84.2%	92.2%	93.1%	92.8%
% of Patients satisfied with the time they had to wait for an appointment	13	19	68.4%	88.3%	89.5%	88.7%

* This is based on patients treated on this contract for their most recent course of treatment. Figures in italics indicate the base number of FP17s or Patient Questionnaire responses are less than 100. N/A is shown where the base number of responses is less than 10 during the period. % is calculated as Quantity/Base number*100

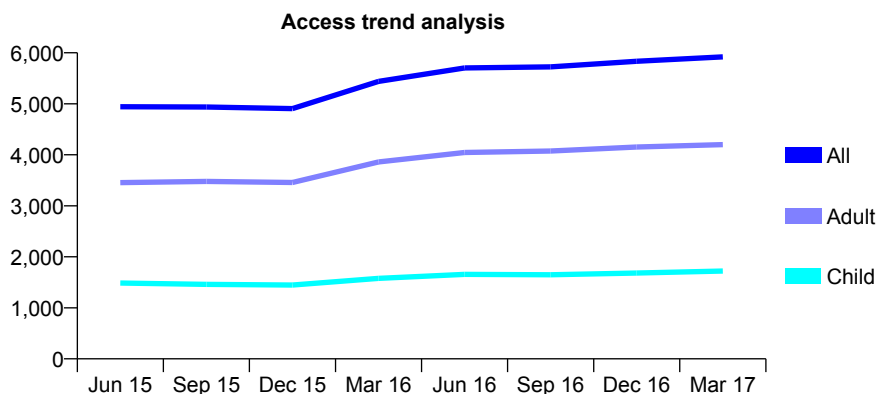
Q47 - Vital Signs At a Glance Contract Report for 194573/0001 - March 2017

Name or company name	Jones Dental Practice
Contract type name	GDS Contract
Purpose of contract	General
Contract start date	01/06/2010
Contract end date	

16/17 Contracted general activity (UDA)	16,357
Carry forward general activity (UDA)	523
16/17 Contracted orthodontic activity (UOA)	0
Carry forward orthodontic activity (UOA)	0
Baseline contract value	£438,111.58

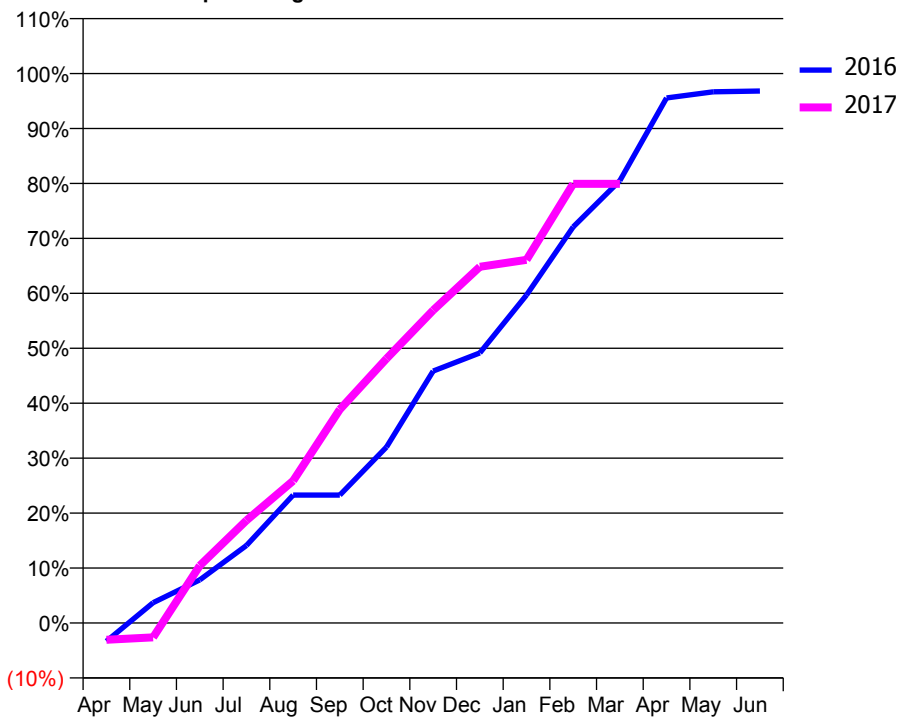
ACCESS*

Patients seen in 24 months	Total	Change since previous quarter
Quarter ending March 2016	5,438	
Quarter ending June 2016	5,702	↑
Quarter ending September 2016	5,723	→
Quarter ending December 2016	5,835	→
Quarter ending March 2017	5,921	→
Variance since March 2016	8.9%	↑



ACTIVITY

Cumulative percentage of contracted UDA delivered 2016 & 2017



Adjusted Scheduled Activity (UDA)

Month	2016	2017
April	-546	-502
May	606	-429
June	1,285	1,710
July	2,310	3,053
August	3,808	4,235
September	3,808	6,355
October	5,238	7,870
November	7,499	9,309
December	8,040	10,605
January	9,761	10,811
February	11,790	13,073
March	13,168	13,073
April	15,630	
May	15,813	
June	15,834	

QUALITY

	Quantity	Base Number	Contract	AT	Region	England
% of FP17s for the same patient ID Re-attending within 3 months - Children	767	3,094	24.8%	13.2%	13.3%	12.3%
% of FP17s for the same patient ID Re-attending within 3 months - Adults	1,046	6,185	16.9%	17.3%	17.3%	16.7%
% of FP17s for the same patient ID Re-attending between 3 & 9 months - Children	1,692	3,094	54.7%	56.9%	58.9%	57.6%
% of FP17s for the same patient ID Re-attending between 3 & 9 months - Adults	3,631	6,185	58.7%	50.6%	52.2%	50.1%
% of FP17s for Band 1 Urgent Courses	378	6,750	5.6%	10.9%	9.2%	9.1%
% of FP17s Relating to Free Repair or Replacements	17	6,750	0.3%	0.9%	1.0%	0.8%
% of FP17s Relating to Continuations	18	6,750	0.3%	1.2%	1.4%	1.2%
% of Patients satisfied with the dentistry they have received	10	12	83.3%	92.2%	93.1%	92.8%
% of Patients satisfied with the time they had to wait for an appointment	9	12	75.0%	88.3%	89.5%	88.7%

* This is based on patients treated on this contract for their most recent course of treatment. Figures in italics indicate the base number of FP17s or Patient Questionnaire responses are less than 100. N/A is shown where the base number of responses is less than 10 during the period. % is calculated as Quantity/Base number*100

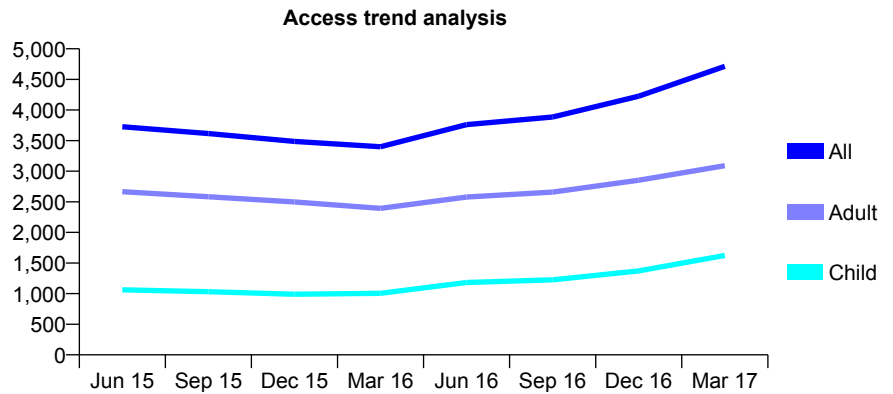
Q47 - Vital Signs At a Glance Contract Report for 197211/0001 - March 2017

Name or company name	Drakes Dental Care
Contract type name	GDS Contract
Purpose of contract	General
Contract start date	26/12/2012
Contract end date	

16/17 Contracted general activity (UDA)	13,053
Carry forward general activity (UDA)	4,898
16/17 Contracted orthodontic activity (UOA)	0
Carry forward orthodontic activity (UOA)	0
Baseline contract value	£327,053.68

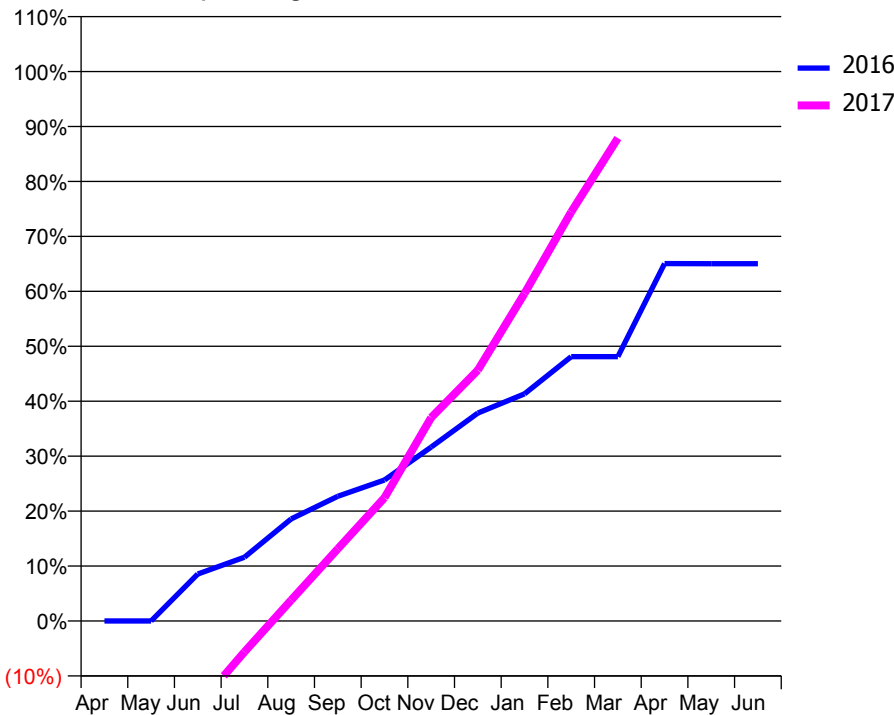
ACCESS*

Patients seen in 24 months	Total	Change since previous quarter
Quarter ending March 2016	3,400	
Quarter ending June 2016	3,761	↑
Quarter ending September 2016	3,886	↑
Quarter ending December 2016	4,226	↑
Quarter ending March 2017	4,714	↑
Variance since March 2016	38.6%	↑



ACTIVITY

Cumulative percentage of contracted UDA delivered 2016 & 2017



Month	Adjusted Scheduled Activity (UDA)	
	2016	2017
April	0	-4,189
May	0	-3,225
June	1,198	-2,032
July	1,625	-738
August	2,600	495
September	3,178	1,714
October	3,594	2,927
November	4,431	4,833
December	5,298	5,959
January	5,789	7,780
February	6,734	9,718
March	6,734	11,471
April	9,105	
May	9,102	
June	9,102	

QUALITY

	Quantity	Base Number	Contract	AT	Region	England
% of FP17s for the same patient ID Re-attending within 3 months - Children	488	3,125	15.6%	13.2%	13.3%	12.3%
% of FP17s for the same patient ID Re-attending within 3 months - Adults	1,024	5,518	18.6%	17.3%	17.3%	16.7%
% of FP17s for the same patient ID Re-attending between 3 & 9 months - Children	1,241	3,125	39.7%	56.9%	58.9%	57.6%
% of FP17s for the same patient ID Re-attending between 3 & 9 months - Adults	2,411	5,518	43.7%	50.6%	52.2%	50.1%
% of FP17s for Band 1 Urgent Courses	684	7,656	8.9%	10.9%	9.2%	9.1%
% of FP17s Relating to Free Repair or Replacements	62	7,656	0.8%	0.9%	1.0%	0.8%
% of FP17s Relating to Continuations	27	7,656	0.4%	1.2%	1.4%	1.2%
% of Patients satisfied with the dentistry they have received	19	22	86.4%	92.2%	93.1%	92.8%
% of Patients satisfied with the time they had to wait for an appointment	19	22	86.4%	88.3%	89.5%	88.7%

* This is based on patients treated on this contract for their most recent course of treatment. Figures in italics indicate the base number of FP17s or Patient Questionnaire responses are less than 100. N/A is shown where the base number of responses is less than 10 during the period. % is calculated as Quantity/Base number*100

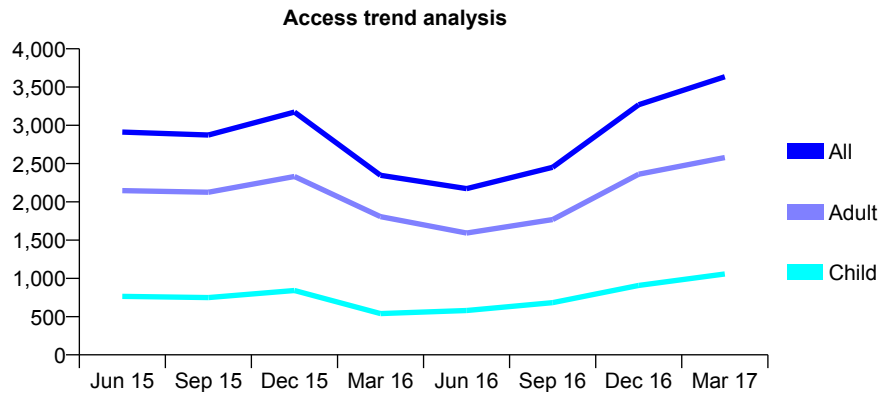
Q47 - Vital Signs At a Glance Contract Report for 197416/0002 - March 2017

Name or company name	Individual Dental
Contract type name	GDS Contract
Purpose of contract	General
Contract start date	01/04/2013
Contract end date	

16/17 Contracted general activity (UDA)	9,000
Carry forward general activity (UDA)	299
16/17 Contracted orthodontic activity (UOA)	0
Carry forward orthodontic activity (UOA)	0
Baseline contract value	£290,180.50

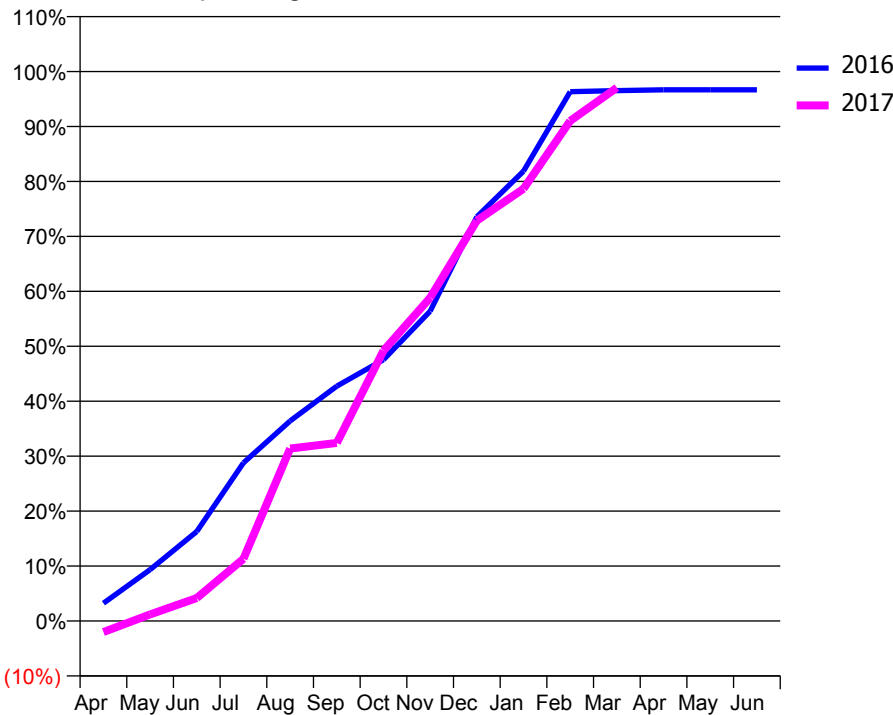
ACCESS*

Patients seen in 24 months	Total	Change since previous quarter
Quarter ending March 2016	2,346	
Quarter ending June 2016	2,172	↓
Quarter ending September 2016	2,452	↑
Quarter ending December 2016	3,268	↑
Quarter ending March 2017	3,635	↑
Variance since March 2016	54.9%	↑



ACTIVITY

Cumulative percentage of contracted UDA delivered 2016 & 2017



Month	Adjusted Scheduled Activity (UDA)	
	2016	2017
April	291	-182
May	841	108
June	1,466	377
July	2,591	1,019
August	3,277	2,824
September	3,847	2,917
October	4,281	4,428
November	5,074	5,296
December	6,621	6,558
January	7,367	7,080
February	8,670	8,192
March	8,688	8,735
April	8,701	
May	8,701	
June	8,701	

QUALITY

	Quantity	Base Number	Contract	AT	Region	England
% of FP17s for the same patient ID Re-attending within 3 months - Children	176	2,001	8.8%	13.2%	13.3%	12.3%
% of FP17s for the same patient ID Re-attending within 3 months - Adults	134	2,887	4.6%	17.3%	17.3%	16.7%
% of FP17s for the same patient ID Re-attending between 3 & 9 months - Children	588	2,001	29.4%	56.9%	58.9%	57.6%
% of FP17s for the same patient ID Re-attending between 3 & 9 months - Adults	695	2,887	24.1%	50.6%	52.2%	50.1%
% of FP17s for Band 1 Urgent Courses	191	4,476	4.3%	10.9%	9.2%	9.1%
% of FP17s Relating to Free Repair or Replacements	6	4,476	0.1%	0.9%	1.0%	0.8%
% of FP17s Relating to Continuations	8	4,476	0.2%	1.2%	1.4%	1.2%
% of Patients satisfied with the dentistry they have received	8	9	N/A	92.2%	93.1%	92.8%
% of Patients satisfied with the time they had to wait for an appointment	8	9	N/A	88.3%	89.5%	88.7%

* This is based on patients treated on this contract for their most recent course of treatment. Figures in italics indicate the base number of FP17s or Patient Questionnaire responses are less than 100. N/A is shown where the base number of responses is less than 10 during the period. % is calculated as Quantity/Base number*100

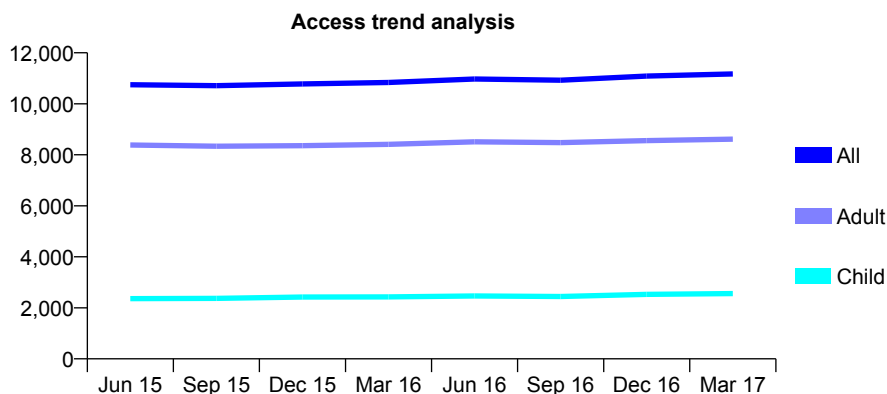
Q47 - Vital Signs At a Glance Contract Report for 198447/0001 - March 2017

Name or company name	Dentistry 4 All
Contract type name	Pilot Contract
Purpose of contract	General and Orthodontic
Contract start date	01/04/2009
Contract end date	

16/17 Contracted general activity (UDA)	34,000
Carry forward general activity (UDA)	0
16/17 Contracted orthodontic activity (UOA)	1,000
Carry forward orthodontic activity (UOA)	-10
Baseline contract value	£1,146,258.20

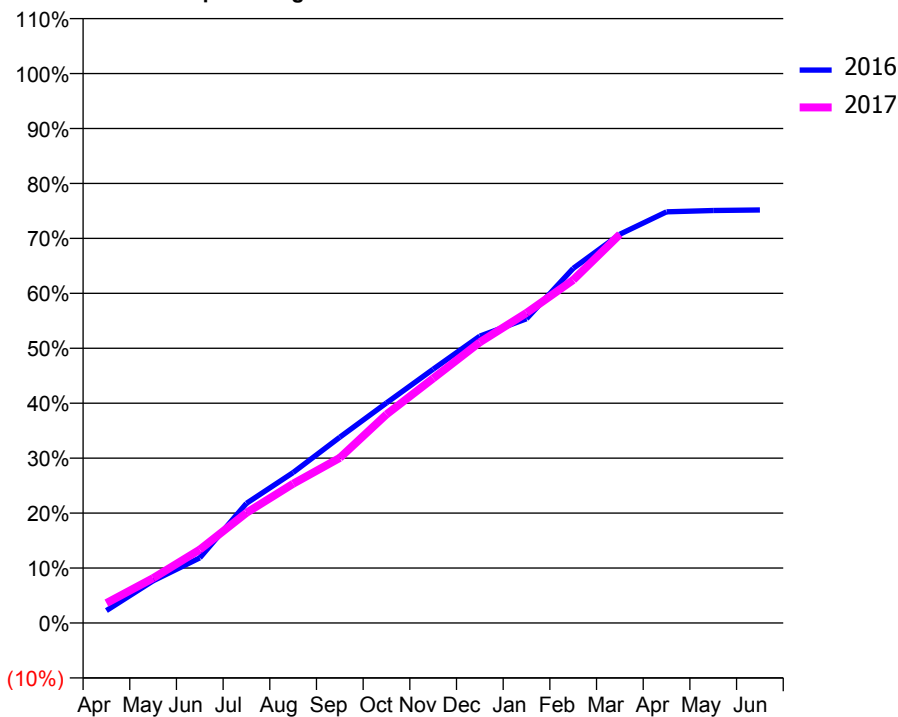
ACCESS*

Patients seen in 24 months	Total	Change since previous quarter
Quarter ending March 2016	10,837	
Quarter ending June 2016	10,975	→
Quarter ending September 2016	10,923	→
Quarter ending December 2016	11,086	→
Quarter ending March 2017	11,173	→
Variance since March 2016	3.1%	↑



ACTIVITY

Cumulative percentage of contracted UDA delivered 2016 & 2017



Month	Adjusted Scheduled Activity (UDA)	
	2016	2017
April	769	1,230
May	2,615	2,775
June	4,030	4,543
July	7,401	6,817
August	9,307	8,619
September	11,499	10,220
October	13,617	12,906
November	15,707	15,135
December	17,755	17,370
January	18,825	19,186
February	21,943	21,228
March	24,053	24,048
April	25,438	
May	25,526	
June	25,560	

QUALITY

	Quantity	Base Number	Contract	AT	Region	England
% of FP17s for the same patient ID Re-attending within 3 months - Children	391	3,880	10.1%	13.2%	13.3%	12.3%
% of FP17s for the same patient ID Re-attending within 3 months - Adults	1,581	10,722	14.7%	17.3%	17.3%	16.7%
% of FP17s for the same patient ID Re-attending between 3 & 9 months - Children	2,147	3,880	55.3%	56.9%	58.9%	57.6%
% of FP17s for the same patient ID Re-attending between 3 & 9 months - Adults	4,627	10,722	43.2%	50.6%	52.2%	50.1%
% of FP17s for Band 1 Urgent Courses	919	12,279	7.5%	10.9%	9.2%	9.1%
% of FP17s Relating to Free Repair or Replacements	41	12,279	0.3%	0.9%	1.0%	0.8%
% of FP17s Relating to Continuations	48	12,279	0.4%	1.2%	1.4%	1.2%
% of Patients satisfied with the dentistry they have received	21	21	100.0%	92.2%	93.1%	92.8%
% of Patients satisfied with the time they had to wait for an appointment	18	21	85.7%	88.3%	89.5%	88.7%

* This is based on patients treated on this contract for their most recent course of treatment. Figures in italics indicate the base number of FP17s or Patient Questionnaire responses are less than 100. N/A is shown where the base number of responses is less than 10 during the period. % is calculated as Quantity/Base number*100

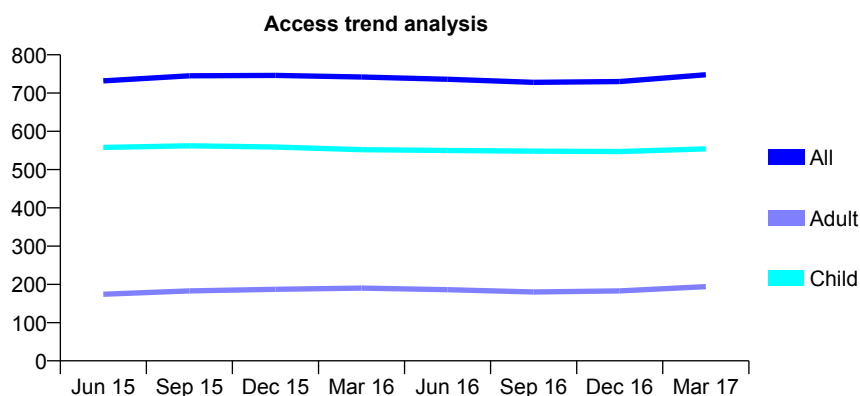
Q47 - Vital Signs At a Glance Contract Report for 199095/0001 - March 2017

Name or company name	Aughton Dental Practice
Contract type name	GDS Contract
Purpose of contract	General
Contract start date	31/08/2012
Contract end date	

16/17 Contracted general activity (UDA)	2,000
Carry forward general activity (UDA)	44
16/17 Contracted orthodontic activity (UOA)	0
Carry forward orthodontic activity (UOA)	0
Baseline contract value	£57,887.00

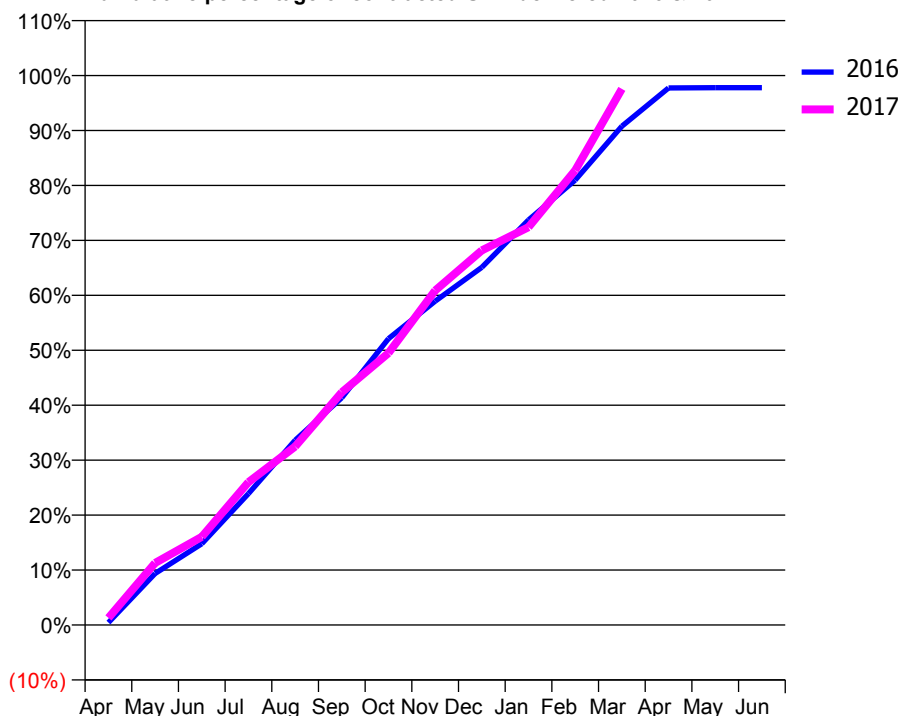
ACCESS*

Patients seen in 24 months	Total	Change since previous quarter
Quarter ending March 2016	742	
Quarter ending June 2016	736	→
Quarter ending September 2016	728	↓
Quarter ending December 2016	730	→
Quarter ending March 2017	748	↑
Variance since March 2016	0.8%	→



ACTIVITY

Cumulative percentage of contracted UDA delivered 2016 & 2017



Month	Adjusted Scheduled Activity (UDA)	
	2016	2017
April	9	26
May	187	226
June	296	321
July	478	520
August	672	650
September	827	847
October	1,042	990
November	1,179	1,218
December	1,302	1,364
January	1,474	1,448
February	1,619	1,655
March	1,816	1,951
April	1,955	
May	1,956	
June	1,956	

QUALITY

	Quantity	Base Number	Contract	AT	Region	England
% of FP17s for the same patient ID Re-attending within 3 months - Children	289	1,356	21.3%	13.2%	13.3%	12.3%
% of FP17s for the same patient ID Re-attending within 3 months - Adults	22	210	10.5%	17.3%	17.3%	16.7%
% of FP17s for the same patient ID Re-attending between 3 & 9 months - Children	850	1,356	62.7%	56.9%	58.9%	57.6%
% of FP17s for the same patient ID Re-attending between 3 & 9 months - Adults	119	210	56.7%	50.6%	52.2%	50.1%
% of FP17s for Band 1 Urgent Courses	42	1,465	2.9%	10.9%	9.2%	9.1%
% of FP17s Relating to Free Repair or Replacements	1	1,465	0.1%	0.9%	1.0%	0.8%
% of FP17s Relating to Continuations	33	1,465	2.3%	1.2%	1.4%	1.2%
% of Patients satisfied with the dentistry they have received	8	8	N/A	92.2%	93.1%	92.8%
% of Patients satisfied with the time they had to wait for an appointment	8	8	N/A	88.3%	89.5%	88.7%

* This is based on patients treated on this contract for their most recent course of treatment. Figures in italics indicate the base number of FP17s or Patient Questionnaire responses are less than 100. N/A is shown where the base number of responses is less than 10 during the period. % is calculated as Quantity/Base number*100

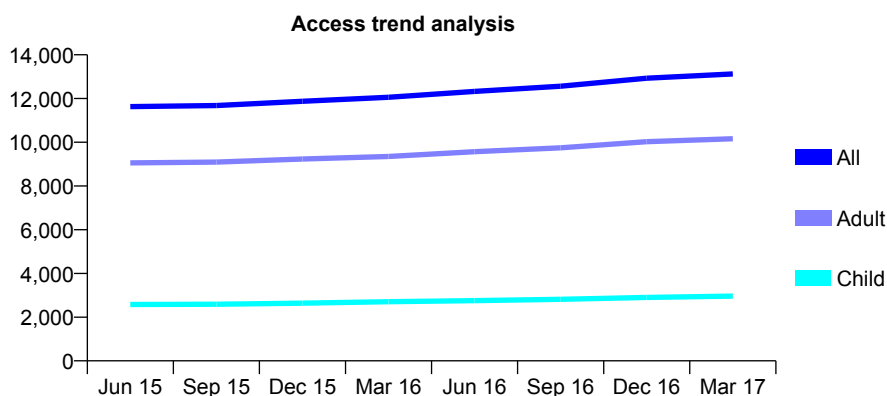
Q47 - Vital Signs At a Glance Contract Report for 199710/0001 - March 2017

Name or company name	BROCK STREET DENTAL PRACTICE LTI
Contract type name	GDS Contract
Purpose of contract	General
Contract start date	01/04/2010
Contract end date	

16/17 Contracted general activity (UDA)	36,251
Carry forward general activity (UDA)	608
16/17 Contracted orthodontic activity (UOA)	0
Carry forward orthodontic activity (UOA)	0
Baseline contract value	£1,043,044.50

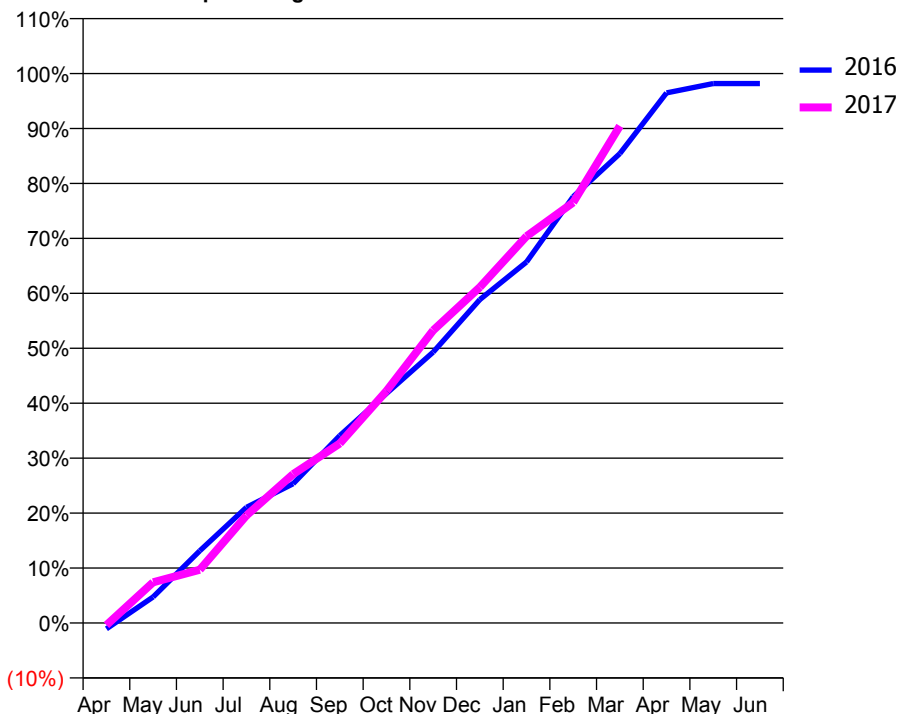
ACCESS*

Patients seen in 24 months	Total	Change since previous quarter
Quarter ending March 2016	12,059	
Quarter ending June 2016	12,324	↑
Quarter ending September 2016	12,561	→
Quarter ending December 2016	12,927	↑
Quarter ending March 2017	13,124	→
Variance since March 2016	8.8%	↑



ACTIVITY

Cumulative percentage of contracted UDA delivered 2016 & 2017



Month	Adjusted Scheduled Activity (UDA)	
	2016	2017
April	-360	-143
May	1,586	2,685
June	4,399	3,515
July	7,044	7,094
August	8,482	9,820
September	11,405	11,849
October	13,978	15,307
November	16,492	19,308
December	19,686	22,151
January	21,981	25,519
February	25,955	27,744
March	28,574	32,793
April	32,270	
May	32,839	
June	32,843	

QUALITY

	Quantity	Base Number	Contract	AT	Region	England
% of FP17s for the same patient ID Re-attending within 3 months - Children	443	5,196	8.5%	13.2%	13.3%	12.3%
% of FP17s for the same patient ID Re-attending within 3 months - Adults	3,199	15,245	21.0%	17.3%	17.3%	16.7%
% of FP17s for the same patient ID Re-attending between 3 & 9 months - Children	3,277	5,196	63.1%	56.9%	58.9%	57.6%
% of FP17s for the same patient ID Re-attending between 3 & 9 months - Adults	5,310	15,245	34.8%	50.6%	52.2%	50.1%
% of FP17s for Band 1 Urgent Courses	2,690	18,104	14.9%	10.9%	9.2%	9.1%
% of FP17s Relating to Free Repair or Replacements	283	18,104	1.6%	0.9%	1.0%	0.8%
% of FP17s Relating to Continuations	184	18,104	1.0%	1.2%	1.4%	1.2%
% of Patients satisfied with the dentistry they have received	22	22	100.0%	92.2%	93.1%	92.8%
% of Patients satisfied with the time they had to wait for an appointment	21	22	95.5%	88.3%	89.5%	88.7%

* This is based on patients treated on this contract for their most recent course of treatment. Figures in italics indicate the base number of FP17s or Patient Questionnaire responses are less than 100. N/A is shown where the base number of responses is less than 10 during the period. % is calculated as Quantity/Base number*100

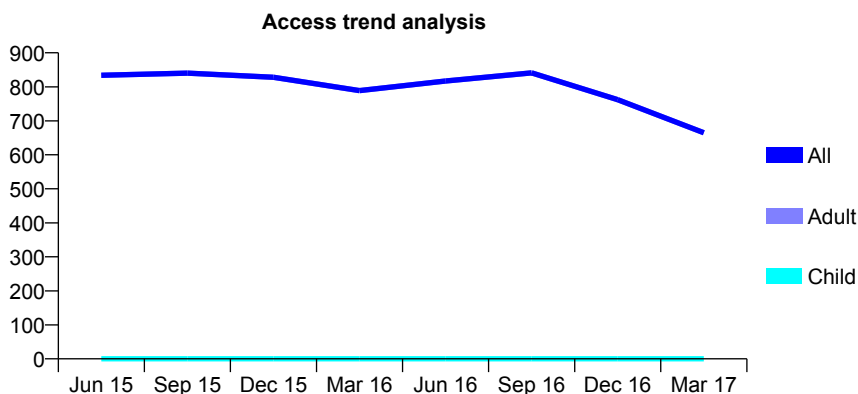
Q47 - Vital Signs At a Glance Contract Report for 206040/0004 - March 2017

Name or company name	MR MJ CHEADLE
Contract type name	GDS Contract
Purpose of contract	General
Contract start date	08/05/2013
Contract end date	29/09/2016

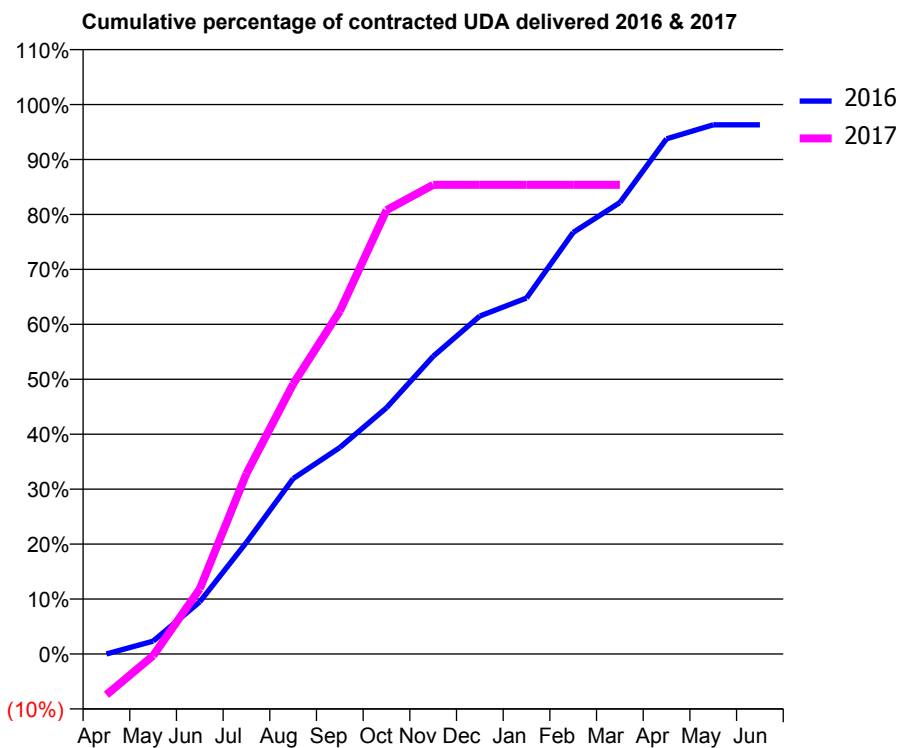
16/17 Contracted general activity (UDA)	1,492
Carry forward general activity (UDA)	111
16/17 Contracted orthodontic activity (UOA)	0
Carry forward orthodontic activity (UOA)	0
Baseline contract value	£43,483.46

ACCESS*

Patients seen in 24 months	Total	Change since previous quarter
Quarter ending March 2016	789	
Quarter ending June 2016	817	↑
Quarter ending September 2016	841	↑
Quarter ending December 2016	762	↓
Quarter ending March 2017	665	↓
Variance since March 2016	(15.7%)	↓



ACTIVITY



Month	Adjusted Scheduled Activity (UDA)	
	2016	2017
April	0	-111
May	70	-5
June	285	177
July	610	490
August	958	733
September	1,127	931
October	1,344	1,205
November	1,625	1,274
December	1,845	1,274
January	1,943	1,274
February	2,301	1,274
March	2,464	1,274
April	2,812	
May	2,889	
June	2,889	

QUALITY

	Quantity	Base Number	Contract	AT	Region	England
% of FP17s for the same patient ID Re-attending within 3 months - Children	0	0	N/A	13.2%	13.3%	12.3%
% of FP17s for the same patient ID Re-attending within 3 months - Adults	61	468	13.0%	17.3%	17.3%	16.7%
% of FP17s for the same patient ID Re-attending between 3 & 9 months - Children	0	0	N/A	56.9%	58.9%	57.6%
% of FP17s for the same patient ID Re-attending between 3 & 9 months - Adults	74	468	15.8%	50.6%	52.2%	50.1%
% of FP17s for Band 1 Urgent Courses	0	366	0.0%	10.9%	9.2%	9.1%
% of FP17s Relating to Free Repair or Replacements	0	366	0.0%	0.9%	1.0%	0.8%
% of FP17s Relating to Continuations	5	366	1.4%	1.2%	1.4%	1.2%
% of Patients satisfied with the dentistry they have received	6	6	N/A	92.2%	93.1%	92.8%
% of Patients satisfied with the time they had to wait for an appointment	5	6	N/A	88.3%	89.5%	88.7%

* This is based on patients treated on this contract for their most recent course of treatment. Figures in italics indicate the base number of FP17s or Patient Questionnaire responses are less than 100. N/A is shown where the base number of responses is less than 10 during the period. % is calculated as Quantity/Base number*100

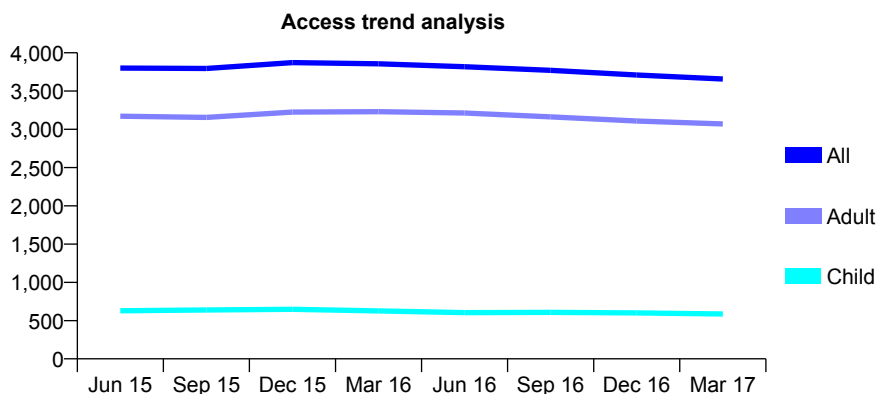
Q47 - Vital Signs At a Glance Contract Report for 208582/0001 - March 2017

Name or company name	MR S DITCHFIELD
Contract type name	GDS Contract
Purpose of contract	General
Contract start date	01/04/2006
Contract end date	

16/17 Contracted general activity (UDA)	11,235
Carry forward general activity (UDA)	0
16/17 Contracted orthodontic activity (UOA)	0
Carry forward orthodontic activity (UOA)	0
Baseline contract value	£362,246.38

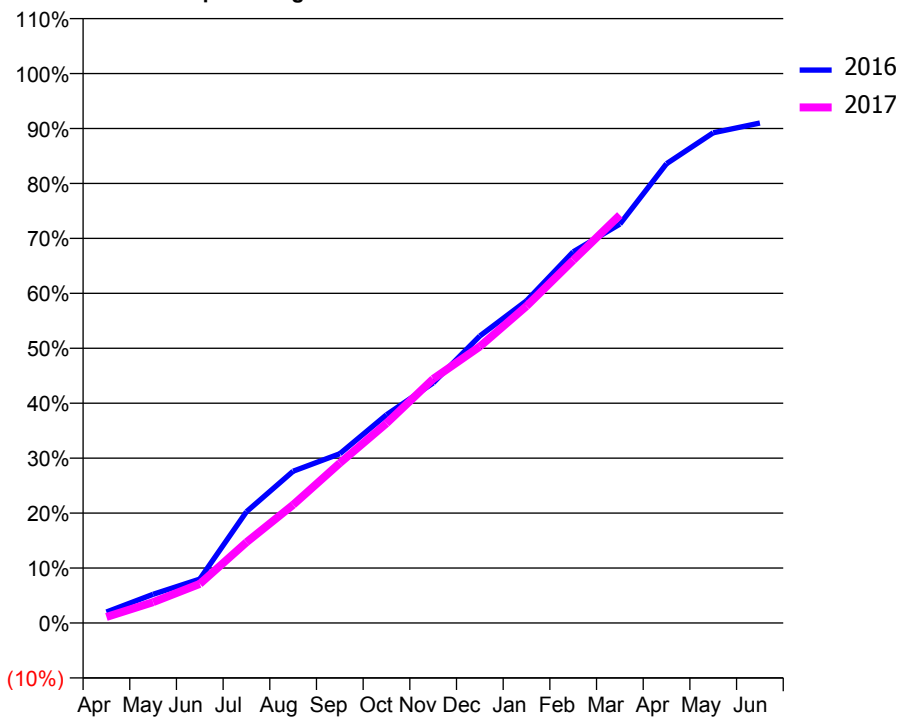
ACCESS*

Patients seen in 24 months	Total	Change since previous quarter
Quarter ending March 2016	3,857	
Quarter ending June 2016	3,817	↓
Quarter ending September 2016	3,770	↓
Quarter ending December 2016	3,710	↓
Quarter ending March 2017	3,658	↓
Variance since March 2016	(5.2%)	↓



ACTIVITY

Cumulative percentage of contracted UDA delivered 2016 & 2017



Month	Adjusted Scheduled Activity (UDA)	
	2016	2017
April	225	124
May	586	426
June	898	800
July	2,276	1,651
August	3,103	2,416
September	3,461	3,270
October	4,257	4,083
November	4,909	4,991
December	5,869	5,653
January	6,589	6,481
February	7,588	7,417
March	8,157	8,343
April	9,392	
May	10,024	
June	10,223	

QUALITY

	Quantity	Base Number	Contract	AT	Region	England
% of FP17s for the same patient ID Re-attending within 3 months - Children	43	749	5.7%	13.2%	13.3%	12.3%
% of FP17s for the same patient ID Re-attending within 3 months - Adults	498	4,529	11.0%	17.3%	17.3%	16.7%
% of FP17s for the same patient ID Re-attending between 3 & 9 months - Children	270	749	36.0%	56.9%	58.9%	57.6%
% of FP17s for the same patient ID Re-attending between 3 & 9 months - Adults	2,568	4,529	56.7%	50.6%	52.2%	50.1%
% of FP17s for Band 1 Urgent Courses	298	4,318	6.9%	10.9%	9.2%	9.1%
% of FP17s Relating to Free Repair or Replacements	25	4,318	0.6%	0.9%	1.0%	0.8%
% of FP17s Relating to Continuations	71	4,318	1.6%	1.2%	1.4%	1.2%
% of Patients satisfied with the dentistry they have received	24	27	88.9%	92.2%	93.1%	92.8%
% of Patients satisfied with the time they had to wait for an appointment	26	27	96.3%	88.3%	89.5%	88.7%

* This is based on patients treated on this contract for their most recent course of treatment. Figures in italics indicate the base number of FP17s or Patient Questionnaire responses are less than 100. N/A is shown where the base number of responses is less than 10 during the period. % is calculated as Quantity/Base number*100

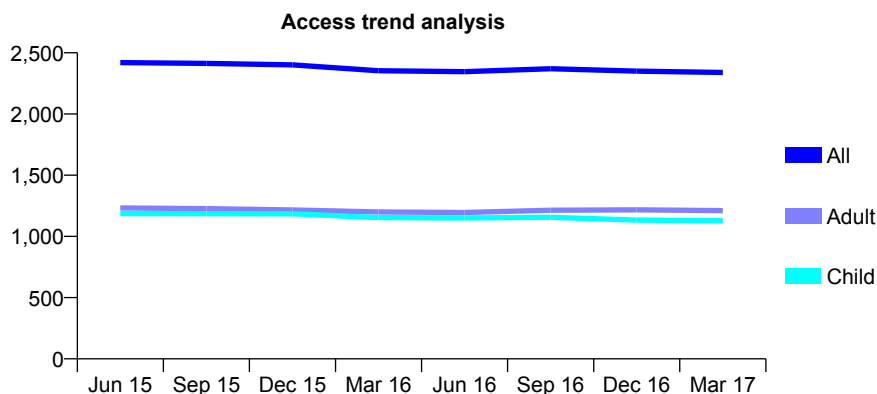
Q47 - Vital Signs At a Glance Contract Report for 208949/0001 - March 2017

Name or company name	Mr R Shimmin
Contract type name	GDS Contract
Purpose of contract	General
Contract start date	01/04/2006
Contract end date	

16/17 Contracted general activity (UDA)	6,500
Carry forward general activity (UDA)	0
16/17 Contracted orthodontic activity (UOA)	0
Carry forward orthodontic activity (UOA)	0
Baseline contract value	£139,728.45

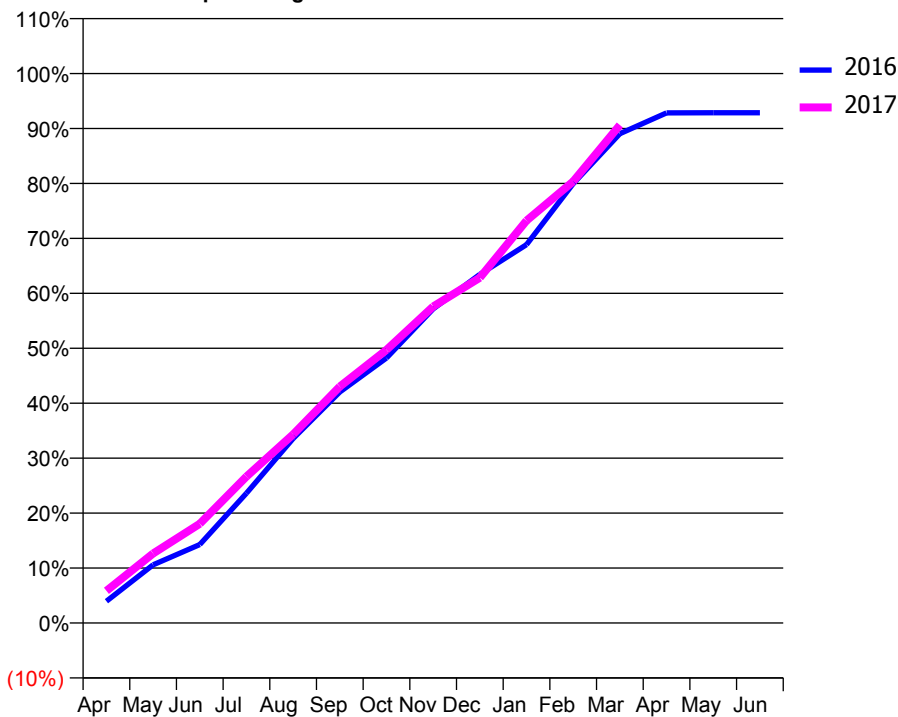
ACCESS*

Patients seen in 24 months	Total	Change since previous quarter
Quarter ending March 2016	2,354	
Quarter ending June 2016	2,346	→
Quarter ending September 2016	2,370	→
Quarter ending December 2016	2,350	→
Quarter ending March 2017	2,339	→
Variance since March 2016	(0.6%)	→



ACTIVITY

Cumulative percentage of contracted UDA delivered 2016 & 2017



Month	Adjusted Scheduled Activity (UDA)	
	2016	2017
April	258	381
May	689	823
June	929	1,174
July	1,535	1,733
August	2,182	2,231
September	2,733	2,798
October	3,135	3,231
November	3,716	3,745
December	4,124	4,085
January	4,476	4,760
February	5,197	5,223
March	5,788	5,891
April	6,034	
May	6,035	
June	6,035	

QUALITY

	Quantity	Base Number	Contract	AT	Region	England
% of FP17s for the same patient ID Re-attending within 3 months - Children	147	1,966	7.5%	13.2%	13.3%	12.3%
% of FP17s for the same patient ID Re-attending within 3 months - Adults	245	1,768	13.9%	17.3%	17.3%	16.7%
% of FP17s for the same patient ID Re-attending between 3 & 9 months - Children	1,323	1,966	67.3%	56.9%	58.9%	57.6%
% of FP17s for the same patient ID Re-attending between 3 & 9 months - Adults	1,143	1,768	64.6%	50.6%	52.2%	50.1%
% of FP17s for Band 1 Urgent Courses	130	3,573	3.6%	10.9%	9.2%	9.1%
% of FP17s Relating to Free Repair or Replacements	0	3,573	0.0%	0.9%	1.0%	0.8%
% of FP17s Relating to Continuations	3	3,573	0.1%	1.2%	1.4%	1.2%
% of Patients satisfied with the dentistry they have received	6	6	N/A	92.2%	93.1%	92.8%
% of Patients satisfied with the time they had to wait for an appointment	6	6	N/A	88.3%	89.5%	88.7%

* This is based on patients treated on this contract for their most recent course of treatment. Figures in italics indicate the base number of FP17s or Patient Questionnaire responses are less than 100. N/A is shown where the base number of responses is less than 10 during the period. % is calculated as Quantity/Base number*100

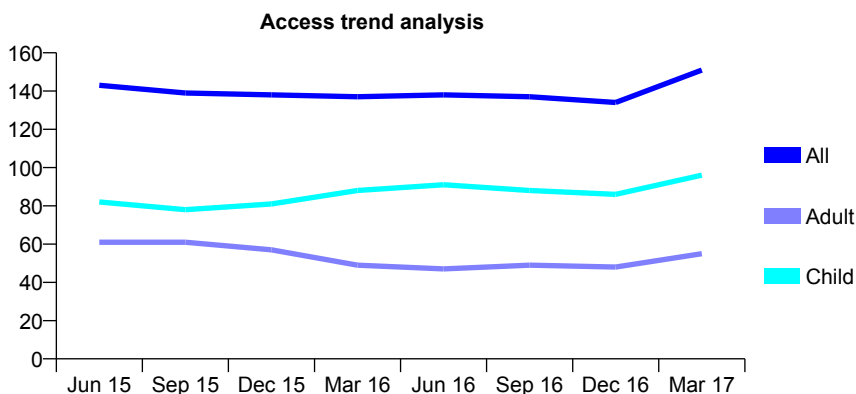
Q47 - Vital Signs At a Glance Contract Report for 215694/0001 - March 2017

Name or company name	MISS SL CARO
Contract type name	GDS Contract
Purpose of contract	General
Contract start date	01/04/2006
Contract end date	

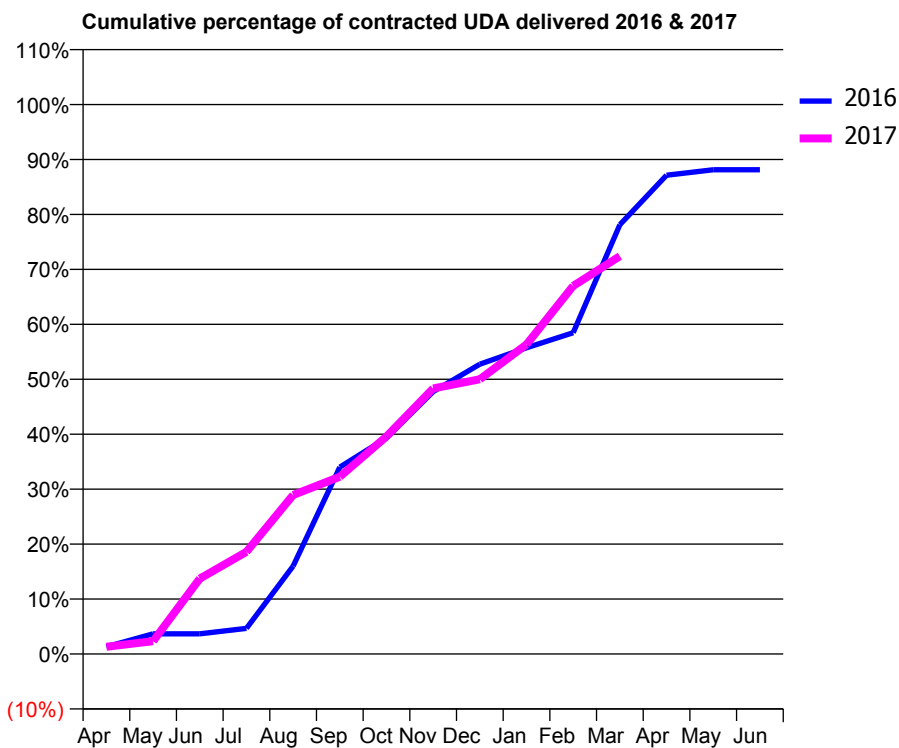
16/17 Contracted general activity (UDA)	300
Carry forward general activity (UDA)	0
16/17 Contracted orthodontic activity (UOA)	0
Carry forward orthodontic activity (UOA)	0
Baseline contract value	£6,385.60

ACCESS*

Patients seen in 24 months	Total	Change since previous quarter
Quarter ending March 2016	137	
Quarter ending June 2016	138	→
Quarter ending September 2016	137	→
Quarter ending December 2016	134	↓
Quarter ending March 2017	151	↑
Variance since March 2016	10.2%	↑



ACTIVITY



Month	Adjusted Scheduled Activity (UDA)	
	2016	2017
April	4	4
May	11	7
June	11	41
July	14	56
August	48	87
September	102	97
October	118	119
November	143	145
December	158	150
January	167	169
February	175	201
March	234	217
April	261	
May	264	
June	264	

QUALITY

	Quantity	Base Number	Contract	AT	Region	England
% of FP17s for the same patient ID Re-attending within 3 months - Children	5	116	4.3%	13.2%	13.3%	12.3%
% of FP17s for the same patient ID Re-attending within 3 months - Adults	2	49	4.1%	17.3%	17.3%	16.7%
% of FP17s for the same patient ID Re-attending between 3 & 9 months - Children	60	116	51.7%	56.9%	58.9%	57.6%
% of FP17s for the same patient ID Re-attending between 3 & 9 months - Adults	29	49	59.2%	50.6%	52.2%	50.1%
% of FP17s for Band 1 Urgent Courses	6	150	4.0%	10.9%	9.2%	9.1%
% of FP17s Relating to Free Repair or Replacements	0	150	0.0%	0.9%	1.0%	0.8%
% of FP17s Relating to Continuations	0	150	0.0%	1.2%	1.4%	1.2%
% of Patients satisfied with the dentistry they have received	0	1	N/A	92.2%	93.1%	92.8%
% of Patients satisfied with the time they had to wait for an appointment	1	1	N/A	88.3%	89.5%	88.7%

* This is based on patients treated on this contract for their most recent course of treatment. Figures in italics indicate the base number of FP17s or Patient Questionnaire responses are less than 100. N/A is shown where the base number of responses is less than 10 during the period. % is calculated as Quantity/Base number*100

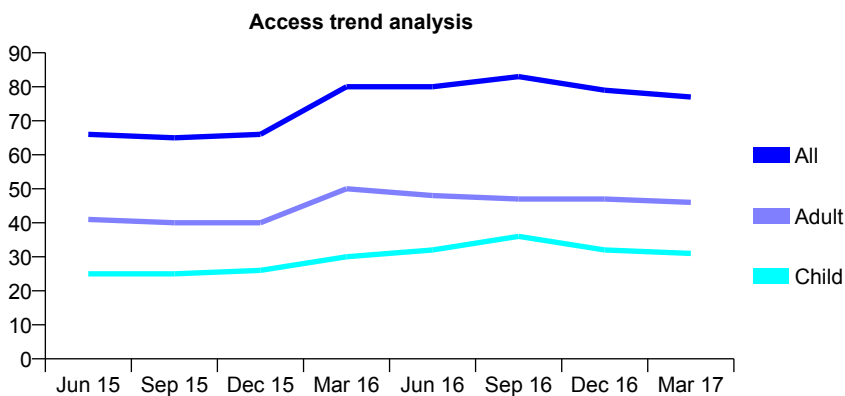
Q47 - Vital Signs At a Glance Contract Report for 215694/0002 - March 2017

Name or company name	MISS SL CARO
Contract type name	GDS Contract
Purpose of contract	General
Contract start date	01/01/2012
Contract end date	

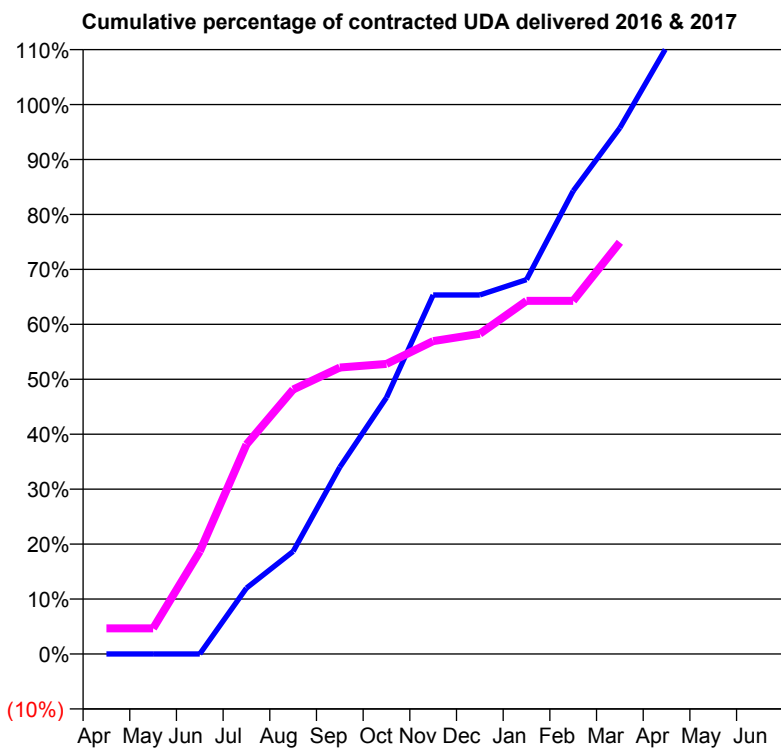
16/17 Contracted general activity (UDA)	150
Carry forward general activity (UDA)	-3
16/17 Contracted orthodontic activity (UOA)	0
Carry forward orthodontic activity (UOA)	0
Baseline contract value	£2,960.07

ACCESS*

Patients seen in 24 months	Total	Change since previous quarter
Quarter ending March 2016	80	
Quarter ending June 2016	80	→
Quarter ending September 2016	83	↑
Quarter ending December 2016	79	↓
Quarter ending March 2017	77	↓
Variance since March 2016	(3.8%)	↓



ACTIVITY



Month	Adjusted Scheduled Activity (UDA)	
	2016	2017
April	0	7
May	0	7
June	0	28
July	18	57
August	28	72
September	51	78
October	70	79
November	98	85
December	98	87
January	102	96
February	126	96
March	144	112
April	166	
May	166	
June	169	

QUALITY

	Quantity	Base Number	Contract	AT	Region	England
% of FP17s for the same patient ID Re-attending within 3 months - Children	0	34	0.0%	13.2%	13.3%	12.3%
% of FP17s for the same patient ID Re-attending within 3 months - Adults	2	51	3.9%	17.3%	17.3%	16.7%
% of FP17s for the same patient ID Re-attending between 3 & 9 months - Children	19	34	55.9%	56.9%	58.9%	57.6%
% of FP17s for the same patient ID Re-attending between 3 & 9 months - Adults	30	51	58.8%	50.6%	52.2%	50.1%
% of FP17s for Band 1 Urgent Courses	2	76	2.6%	10.9%	9.2%	9.1%
% of FP17s Relating to Free Repair or Replacements	0	76	0.0%	0.9%	1.0%	0.8%
% of FP17s Relating to Continuations	0	76	0.0%	1.2%	1.4%	1.2%
% of Patients satisfied with the dentistry they have received	0	0	N/A	92.2%	93.1%	92.8%
% of Patients satisfied with the time they had to wait for an appointment	0	0	N/A	88.3%	89.5%	88.7%

* This is based on patients treated on this contract for their most recent course of treatment. Figures in italics indicate the base number of FP17s or Patient Questionnaire responses are less than 100. N/A is shown where the base number of responses is less than 10 during the period. % is calculated as Quantity/Base number*100

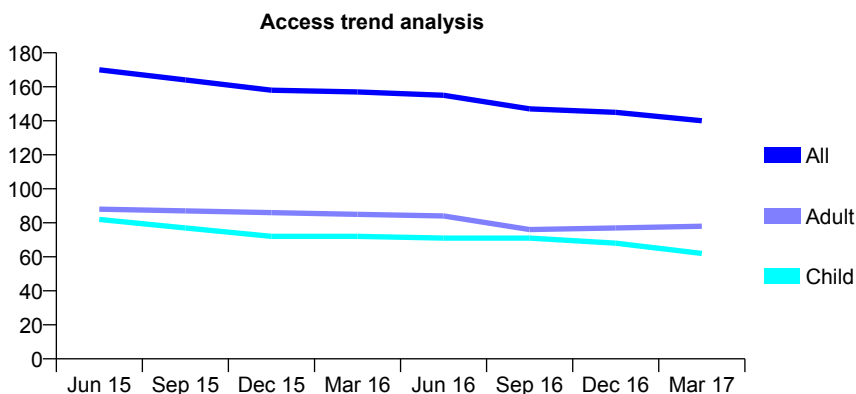
Q47 - Vital Signs At a Glance Contract Report for 221236/0002 - March 2017

Name or company name	MR PG WINSTANLEY
Contract type name	GDS Contract
Purpose of contract	General
Contract start date	01/05/2012
Contract end date	

16/17 Contracted general activity (UDA)	342
Carry forward general activity (UDA)	0
16/17 Contracted orthodontic activity (UOA)	0
Carry forward orthodontic activity (UOA)	0
Baseline contract value	£12,617.48

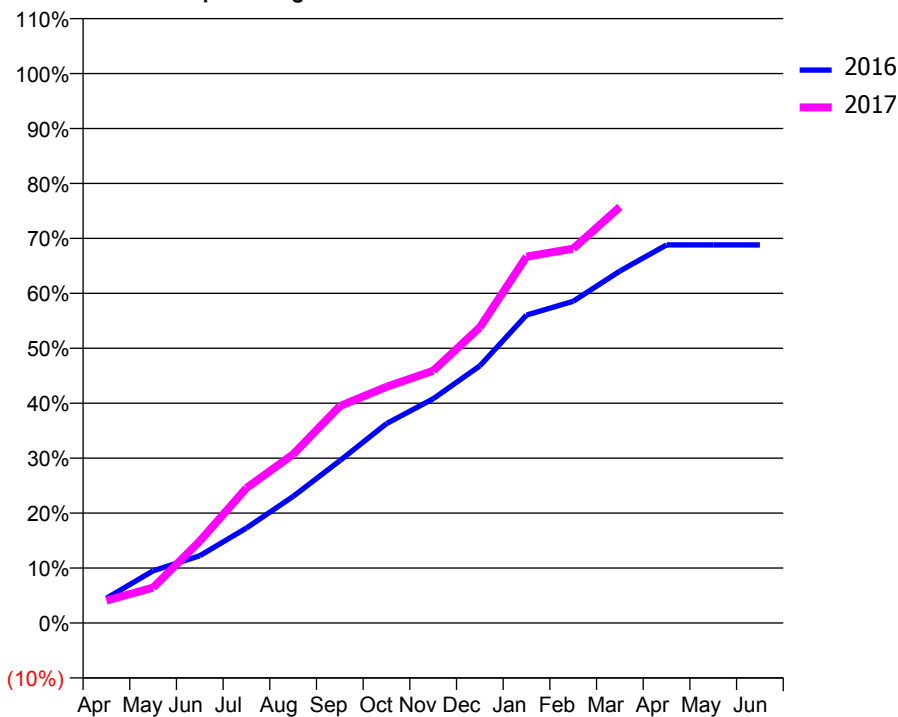
ACCESS*

Patients seen in 24 months	Total	Change since previous quarter
Quarter ending March 2016	157	
Quarter ending June 2016	155	↓
Quarter ending September 2016	147	↓
Quarter ending December 2016	145	↓
Quarter ending March 2017	140	↓
Variance since March 2016	(10.8%)	↓



ACTIVITY

Cumulative percentage of contracted UDA delivered 2016 & 2017



Adjusted Scheduled Activity (UDA)

Month	2016	2017
April	18	14
May	38	22
June	49	51
July	69	84
August	92	105
September	118	135
October	145	147
November	163	157
December	187	184
January	224	228
February	234	233
March	256	259
April	275	
May	275	
June	275	

QUALITY

	Quantity	Base Number	Contract	AT	Region	England
% of FP17s for the same patient ID Re-attending within 3 months - Children	2	113	1.8%	13.2%	13.3%	12.3%
% of FP17s for the same patient ID Re-attending within 3 months - Adults	5	87	5.7%	17.3%	17.3%	16.7%
% of FP17s for the same patient ID Re-attending between 3 & 9 months - Children	85	113	75.2%	56.9%	58.9%	57.6%
% of FP17s for the same patient ID Re-attending between 3 & 9 months - Adults	62	87	71.3%	50.6%	52.2%	50.1%
% of FP17s for Band 1 Urgent Courses	0	185	0.0%	10.9%	9.2%	9.1%
% of FP17s Relating to Free Repair or Replacements	0	185	0.0%	0.9%	1.0%	0.8%
% of FP17s Relating to Continuations	0	185	0.0%	1.2%	1.4%	1.2%
% of Patients satisfied with the dentistry they have received	0	0	N/A	92.2%	93.1%	92.8%
% of Patients satisfied with the time they had to wait for an appointment	0	0	N/A	88.3%	89.5%	88.7%

* This is based on patients treated on this contract for their most recent course of treatment. Figures in italics indicate the base number of FP17s or Patient Questionnaire responses are less than 100. N/A is shown where the base number of responses is less than 10 during the period. % is calculated as Quantity/Base number*100

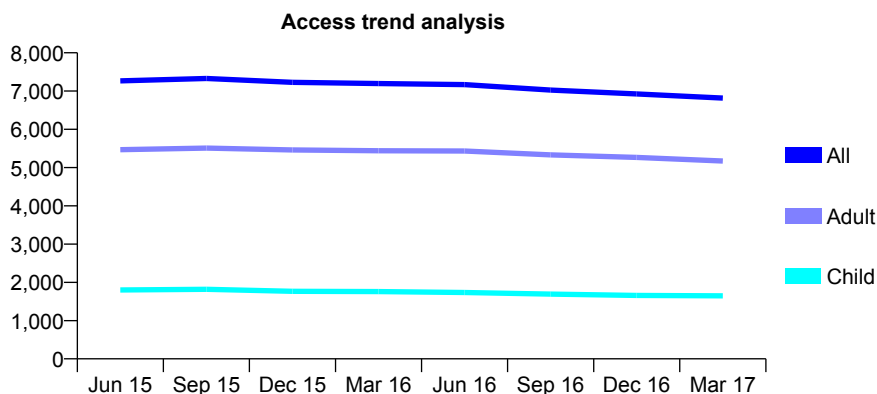
Q47 - Vital Signs At a Glance Contract Report for 222003/0001 - March 2017

Name or company name	MISS LA SOUTHWORTH
Contract type name	GDS Contract
Purpose of contract	General
Contract start date	01/04/2006
Contract end date	

16/17 Contracted general activity (UDA)	24,250
Carry forward general activity (UDA)	0
16/17 Contracted orthodontic activity (UOA)	0
Carry forward orthodontic activity (UOA)	0
Baseline contract value	£587,752.24

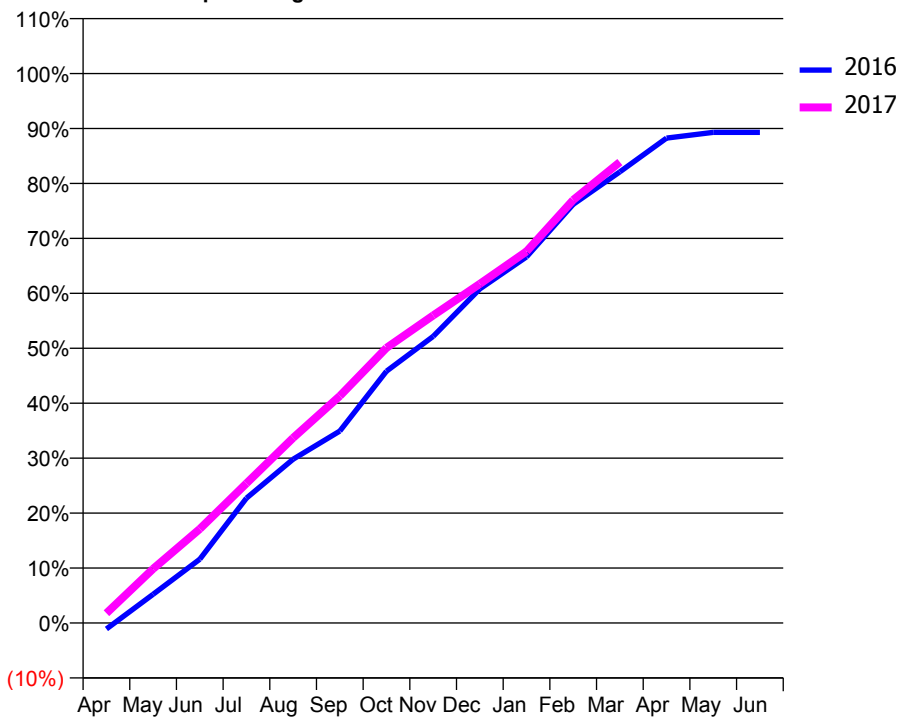
ACCESS*

Patients seen in 24 months	Total	Change since previous quarter
Quarter ending March 2016	7,196	
Quarter ending June 2016	7,167	→
Quarter ending September 2016	7,025	↓
Quarter ending December 2016	6,923	↓
Quarter ending March 2017	6,818	↓
Variance since March 2016	(5.3%)	↓



ACTIVITY

Cumulative percentage of contracted UDA delivered 2016 & 2017



Month	Adjusted Scheduled Activity (UDA)	
	2016	2017
April	-266	433
May	1,268	2,393
June	2,816	4,152
July	5,510	6,164
August	7,228	8,169
September	8,472	10,018
October	11,116	12,145
November	12,650	13,570
December	14,746	14,970
January	16,155	16,398
February	18,478	18,669
March	19,913	20,342
April	21,397	
May	21,651	
June	21,651	

QUALITY

	Quantity	Base Number	Contract	AT	Region	England
% of FP17s for the same patient ID Re-attending within 3 months - Children	375	3,054	12.3%	13.2%	13.3%	12.3%
% of FP17s for the same patient ID Re-attending within 3 months - Adults	1,674	8,428	19.9%	17.3%	17.3%	16.7%
% of FP17s for the same patient ID Re-attending between 3 & 9 months - Children	1,883	3,054	61.7%	56.9%	58.9%	57.6%
% of FP17s for the same patient ID Re-attending between 3 & 9 months - Adults	4,680	8,428	55.5%	50.6%	52.2%	50.1%
% of FP17s for Band 1 Urgent Courses	1,179	10,614	11.1%	10.9%	9.2%	9.1%
% of FP17s Relating to Free Repair or Replacements	136	10,614	1.3%	0.9%	1.0%	0.8%
% of FP17s Relating to Continuations	65	10,614	0.6%	1.2%	1.4%	1.2%
% of Patients satisfied with the dentistry they have received	15	16	93.8%	92.2%	93.1%	92.8%
% of Patients satisfied with the time they had to wait for an appointment	14	16	87.5%	88.3%	89.5%	88.7%

* This is based on patients treated on this contract for their most recent course of treatment. Figures in italics indicate the base number of FP17s or Patient Questionnaire responses are less than 100. N/A is shown where the base number of responses is less than 10 during the period. % is calculated as Quantity/Base number*100

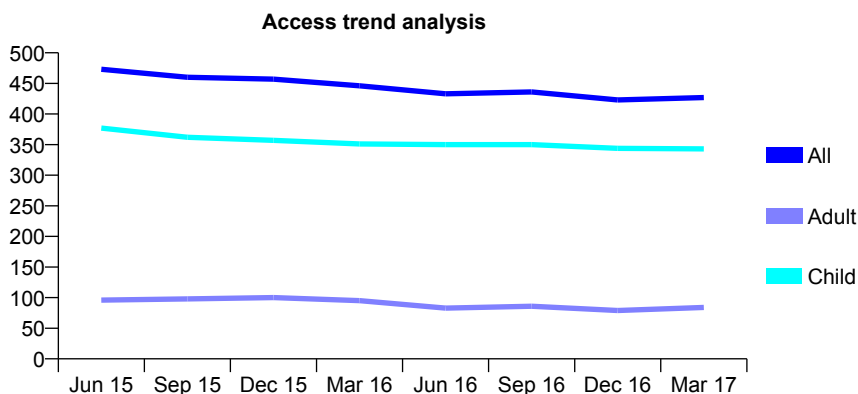
Q47 - Vital Signs At a Glance Contract Report for 229555/0001 - March 2017

Name or company name	MR D ALLEN
Contract type name	GDS Contract
Purpose of contract	General
Contract start date	01/04/2006
Contract end date	

16/17 Contracted general activity (UDA)	1,600
Carry forward general activity (UDA)	0
16/17 Contracted orthodontic activity (UOA)	0
Carry forward orthodontic activity (UOA)	0
Baseline contract value	£35,182.78

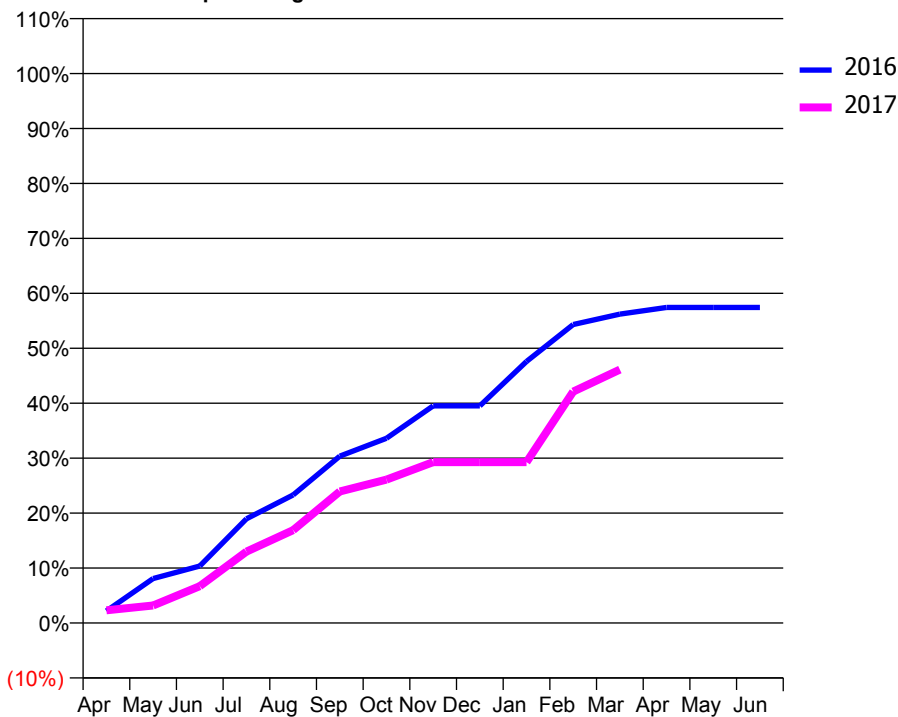
ACCESS*

Patients seen in 24 months	Total	Change since previous quarter
Quarter ending March 2016	446	
Quarter ending June 2016	433	↓
Quarter ending September 2016	436	→
Quarter ending December 2016	423	↓
Quarter ending March 2017	427	→
Variance since March 2016	(4.3%)	↓



ACTIVITY

Cumulative percentage of contracted UDA delivered 2016 & 2017



Adjusted Scheduled Activity (UDA)

Month	2016	2017
April	35	37
May	129	51
June	166	107
July	304	208
August	373	270
September	486	383
October	538	417
November	632	468
December	632	468
January	762	468
February	869	674
March	899	738
April	919	
May	919	
June	919	

QUALITY

	Quantity	Base Number	Contract	AT	Region	England
% of FP17s for the same patient ID Re-attending within 3 months - Children	28	553	5.1%	13.2%	13.3%	12.3%
% of FP17s for the same patient ID Re-attending within 3 months - Adults	4	44	9.1%	17.3%	17.3%	16.7%
% of FP17s for the same patient ID Re-attending between 3 & 9 months - Children	375	553	67.8%	56.9%	58.9%	57.6%
% of FP17s for the same patient ID Re-attending between 3 & 9 months - Adults	30	44	68.2%	50.6%	52.2%	50.1%
% of FP17s for Band 1 Urgent Courses	15	576	2.6%	10.9%	9.2%	9.1%
% of FP17s Relating to Free Repair or Replacements	0	576	0.0%	0.9%	1.0%	0.8%
% of FP17s Relating to Continuations	0	576	0.0%	1.2%	1.4%	1.2%
% of Patients satisfied with the dentistry they have received	1	1	N/A	92.2%	93.1%	92.8%
% of Patients satisfied with the time they had to wait for an appointment	1	1	N/A	88.3%	89.5%	88.7%

* This is based on patients treated on this contract for their most recent course of treatment. Figures in italics indicate the base number of FP17s or Patient Questionnaire responses are less than 100. N/A is shown where the base number of responses is less than 10 during the period. % is calculated as Quantity/Base number*100

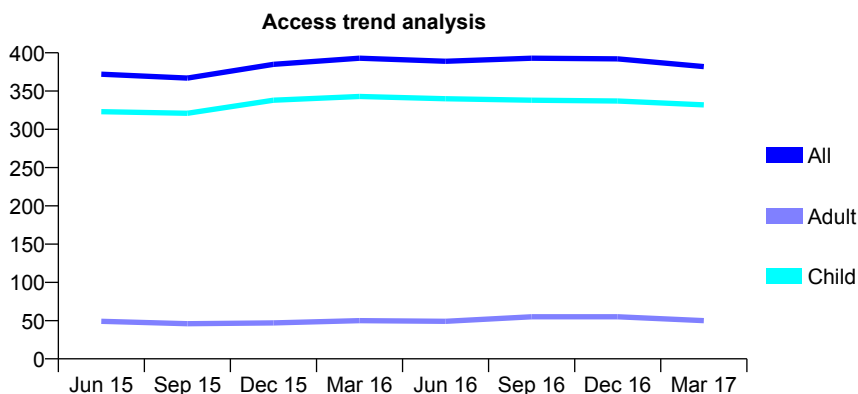
Q47 - Vital Signs At a Glance Contract Report for 230766/0001 - March 2017

Name or company name	MR CJ BROADBENT
Contract type name	GDS Contract
Purpose of contract	General
Contract start date	01/04/2006
Contract end date	

16/17 Contracted general activity (UDA)	800
Carry forward general activity (UDA)	0
16/17 Contracted orthodontic activity (UOA)	0
Carry forward orthodontic activity (UOA)	0
Baseline contract value	£15,661.15

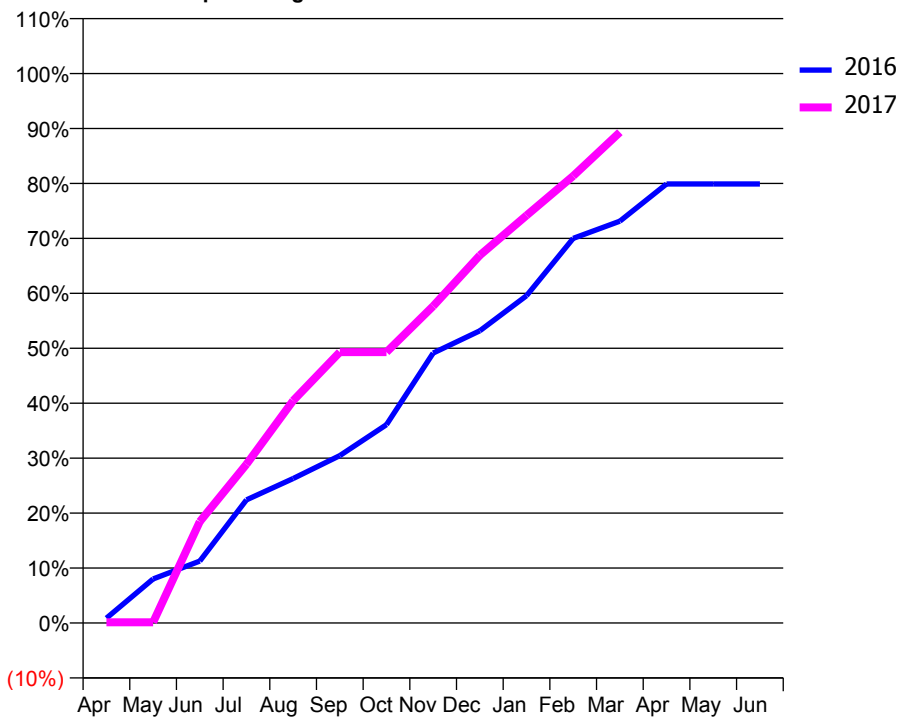
ACCESS*

Patients seen in 24 months	Total	Change since previous quarter
Quarter ending March 2016	393	
Quarter ending June 2016	389	↓
Quarter ending September 2016	393	→
Quarter ending December 2016	392	→
Quarter ending March 2017	382	↓
Variance since March 2016	(2.8%)	↓



ACTIVITY

Cumulative percentage of contracted UDA delivered 2016 & 2017



Adjusted Scheduled Activity (UDA)

Month	2016	2017
April	7	1
May	64	1
June	90	148
July	179	231
August	210	324
September	244	394
October	289	394
November	393	461
December	425	535
January	477	593
February	560	651
March	585	715
April	639	
May	639	
June	639	

QUALITY

	Quantity	Base Number	Contract	AT	Region	England
% of FP17s for the same patient ID Re-attending within 3 months - Children	41	546	7.5%	13.2%	13.3%	12.3%
% of FP17s for the same patient ID Re-attending within 3 months - Adults	0	1	0.0%	17.3%	17.3%	16.7%
% of FP17s for the same patient ID Re-attending between 3 & 9 months - Children	345	546	63.2%	56.9%	58.9%	57.6%
% of FP17s for the same patient ID Re-attending between 3 & 9 months - Adults	1	1	100.0%	50.6%	52.2%	50.1%
% of FP17s for Band 1 Urgent Courses	18	508	3.5%	10.9%	9.2%	9.1%
% of FP17s Relating to Free Repair or Replacements	0	508	0.0%	0.9%	1.0%	0.8%
% of FP17s Relating to Continuations	0	508	0.0%	1.2%	1.4%	1.2%
% of Patients satisfied with the dentistry they have received	0	0	N/A	92.2%	93.1%	92.8%
% of Patients satisfied with the time they had to wait for an appointment	0	0	N/A	88.3%	89.5%	88.7%

* This is based on patients treated on this contract for their most recent course of treatment. Figures in italics indicate the base number of FP17s or Patient Questionnaire responses are less than 100. N/A is shown where the base number of responses is less than 10 during the period. % is calculated as Quantity/Base number*100

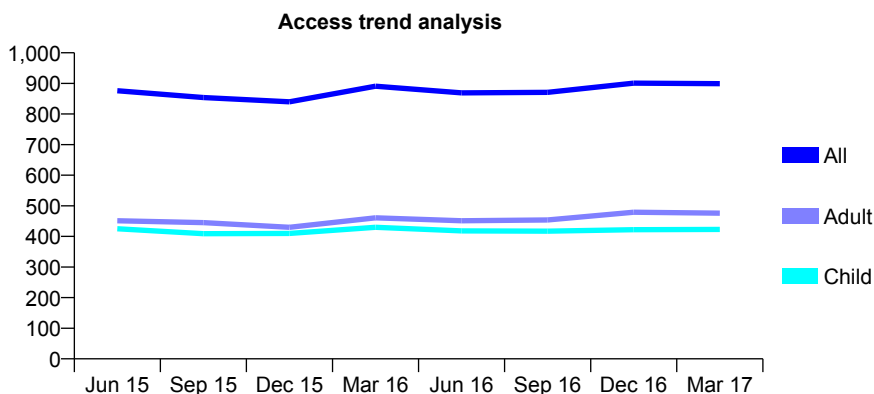
Q47 - Vital Signs At a Glance Contract Report for 235474/0001 - March 2017

Name or company name	MR MS COLLINSON
Contract type name	GDS Contract
Purpose of contract	General
Contract start date	01/04/2006
Contract end date	

16/17 Contracted general activity (UDA)	1,770
Carry forward general activity (UDA)	-35
16/17 Contracted orthodontic activity (UOA)	0
Carry forward orthodontic activity (UOA)	0
Baseline contract value	£39,377.20

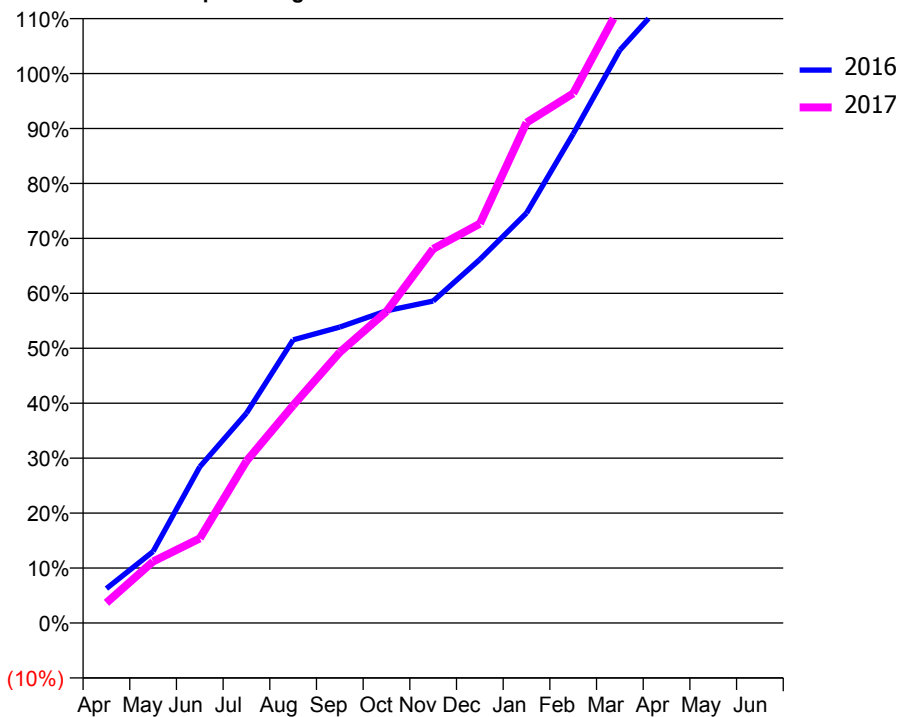
ACCESS*

Patients seen in 24 months	Total	Change since previous quarter
Quarter ending March 2016	891	
Quarter ending June 2016	869	↓
Quarter ending September 2016	871	→
Quarter ending December 2016	901	↑
Quarter ending March 2017	899	→
Variance since March 2016	0.9%	→



ACTIVITY

Cumulative percentage of contracted UDA delivered 2016 & 2017



Adjusted Scheduled Activity (UDA)

Month	2016	2017
April	111	65
May	230	198
June	503	272
July	676	522
August	912	701
September	953	872
October	1,006	1,004
November	1,037	1,205
December	1,171	1,286
January	1,320	1,612
February	1,576	1,706
March	1,846	1,985
April	2,011	
May	2,011	
June	2,014	

QUALITY

	Quantity	Base Number	Contract	AT	Region	England
% of FP17s for the same patient ID Re-attending within 3 months - Children	34	573	5.9%	13.2%	13.3%	12.3%
% of FP17s for the same patient ID Re-attending within 3 months - Adults	38	502	7.6%	17.3%	17.3%	16.7%
% of FP17s for the same patient ID Re-attending between 3 & 9 months - Children	340	573	59.3%	56.9%	58.9%	57.6%
% of FP17s for the same patient ID Re-attending between 3 & 9 months - Adults	263	502	52.4%	50.6%	52.2%	50.1%
% of FP17s for Band 1 Urgent Courses	10	997	1.0%	10.9%	9.2%	9.1%
% of FP17s Relating to Free Repair or Replacements	0	997	0.0%	0.9%	1.0%	0.8%
% of FP17s Relating to Continuations	26	997	2.6%	1.2%	1.4%	1.2%
% of Patients satisfied with the dentistry they have received	3	3	N/A	92.2%	93.1%	92.8%
% of Patients satisfied with the time they had to wait for an appointment	3	3	N/A	88.3%	89.5%	88.7%

* This is based on patients treated on this contract for their most recent course of treatment. Figures in italics indicate the base number of FP17s or Patient Questionnaire responses are less than 100. N/A is shown where the base number of responses is less than 10 during the period. % is calculated as Quantity/Base number*100

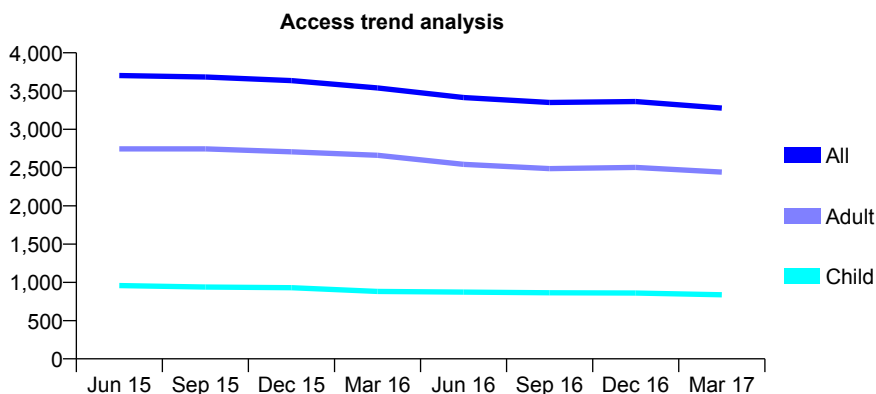
Q47 - Vital Signs At a Glance Contract Report for 235903/0001 - March 2017

Name or company name	MR J IKRAM
Contract type name	GDS Contract
Purpose of contract	General
Contract start date	02/11/2012
Contract end date	

16/17 Contracted general activity (UDA)	10,181
Carry forward general activity (UDA)	-20
16/17 Contracted orthodontic activity (UOA)	0
Carry forward orthodontic activity (UOA)	0
Baseline contract value	£229,718.22

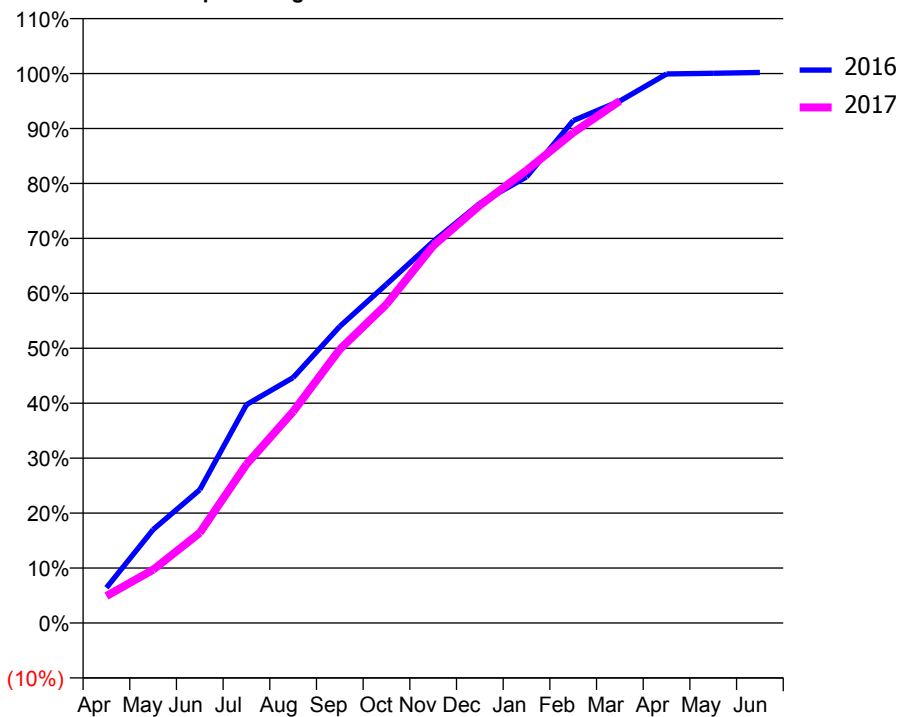
ACCESS*

Patients seen in 24 months	Total	Change since previous quarter
Quarter ending March 2016	3,541	
Quarter ending June 2016	3,415	↓
Quarter ending September 2016	3,351	↓
Quarter ending December 2016	3,363	→
Quarter ending March 2017	3,278	↓
Variance since March 2016	(7.4%)	↓



ACTIVITY

Cumulative percentage of contracted UDA delivered 2016 & 2017



Month	Adjusted Scheduled Activity (UDA)	
	2016	2017
April	718	499
May	1,901	986
June	2,712	1,672
July	4,444	2,941
August	4,993	3,917
September	6,037	5,070
October	6,894	5,905
November	7,760	6,989
December	8,538	7,738
January	9,078	8,386
February	10,223	9,085
March	10,621	9,675
April	11,172	
May	11,187	
June	11,201	

QUALITY

	Quantity	Base Number	Contract	AT	Region	England
% of FP17s for the same patient ID Re-attending within 3 months - Children	157	1,111	14.1%	13.2%	13.3%	12.3%
% of FP17s for the same patient ID Re-attending within 3 months - Adults	682	3,291	20.7%	17.3%	17.3%	16.7%
% of FP17s for the same patient ID Re-attending between 3 & 9 months - Children	506	1,111	45.5%	56.9%	58.9%	57.6%
% of FP17s for the same patient ID Re-attending between 3 & 9 months - Adults	1,644	3,291	50.0%	50.6%	52.2%	50.1%
% of FP17s for Band 1 Urgent Courses	562	4,095	13.7%	10.9%	9.2%	9.1%
% of FP17s Relating to Free Repair or Replacements	18	4,095	0.4%	0.9%	1.0%	0.8%
% of FP17s Relating to Continuations	23	4,095	0.6%	1.2%	1.4%	1.2%
% of Patients satisfied with the dentistry they have received	10	11	90.9%	92.2%	93.1%	92.8%
% of Patients satisfied with the time they had to wait for an appointment	10	11	90.9%	88.3%	89.5%	88.7%

* This is based on patients treated on this contract for their most recent course of treatment. Figures in italics indicate the base number of FP17s or Patient Questionnaire responses are less than 100. N/A is shown where the base number of responses is less than 10 during the period. % is calculated as Quantity/Base number*100

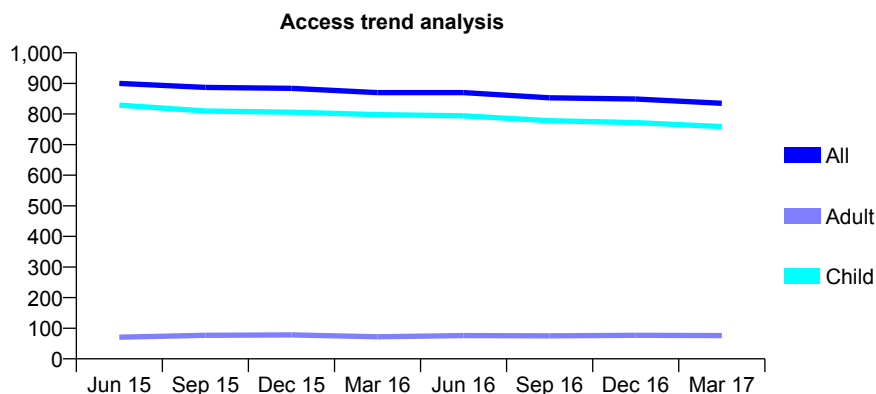
Q47 - Vital Signs At a Glance Contract Report for 245305/0001 - March 2017

Name or company name	MR DJ PATTISON
Contract type name	GDS Contract
Purpose of contract	General
Contract start date	01/04/2006
Contract end date	

16/17 Contracted general activity (UDA)	1,800
Carry forward general activity (UDA)	0
16/17 Contracted orthodontic activity (UOA)	0
Carry forward orthodontic activity (UOA)	0
Baseline contract value	£43,232.83

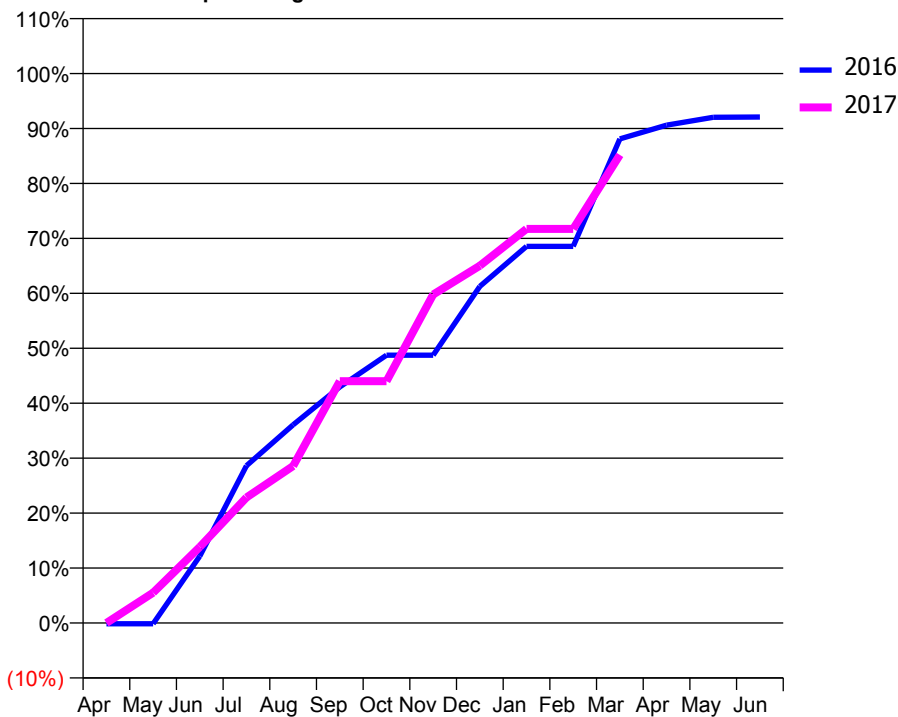
ACCESS*

Patients seen in 24 months	Total	Change since previous quarter
Quarter ending March 2016	870	
Quarter ending June 2016	870	→
Quarter ending September 2016	853	↓
Quarter ending December 2016	849	→
Quarter ending March 2017	835	↓
Variance since March 2016	(4.0%)	↓



ACTIVITY

Cumulative percentage of contracted UDA delivered 2016 & 2017



Adjusted Scheduled Activity (UDA)

Month	2016	2017
April	-3	0
May	-3	99
June	219	249
July	515	411
August	649	514
September	773	792
October	877	792
November	877	1,076
December	1,103	1,170
January	1,234	1,291
February	1,234	1,291
March	1,586	1,534
April	1,631	
May	1,656	
June	1,657	

QUALITY

	Quantity	Base Number	Contract	AT	Region	England
% of FP17s for the same patient ID Re-attending within 3 months - Children	86	1,236	7.0%	13.2%	13.3%	12.3%
% of FP17s for the same patient ID Re-attending within 3 months - Adults	0	3	0.0%	17.3%	17.3%	16.7%
% of FP17s for the same patient ID Re-attending between 3 & 9 months - Children	903	1,236	73.1%	56.9%	58.9%	57.6%
% of FP17s for the same patient ID Re-attending between 3 & 9 months - Adults	3	3	100.0%	50.6%	52.2%	50.1%
% of FP17s for Band 1 Urgent Courses	8	1,182	0.7%	10.9%	9.2%	9.1%
% of FP17s Relating to Free Repair or Replacements	0	1,182	0.0%	0.9%	1.0%	0.8%
% of FP17s Relating to Continuations	0	1,182	0.0%	1.2%	1.4%	1.2%
% of Patients satisfied with the dentistry they have received	0	0	N/A	92.2%	93.1%	92.8%
% of Patients satisfied with the time they had to wait for an appointment	0	0	N/A	88.3%	89.5%	88.7%

* This is based on patients treated on this contract for their most recent course of treatment. Figures in italics indicate the base number of FP17s or Patient Questionnaire responses are less than 100. N/A is shown where the base number of responses is less than 10 during the period. % is calculated as Quantity/Base number*100

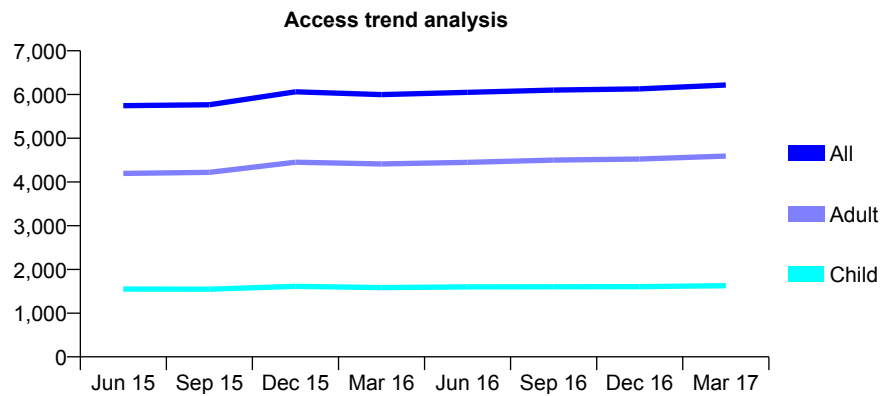
Q47 - Vital Signs At a Glance Contract Report for 258733/0001 - March 2017

Name or company name	MR A GHAFLOOR
Contract type name	GDS Contract
Purpose of contract	General
Contract start date	01/04/2006
Contract end date	

16/17 Contracted general activity (UDA)	22,515
Carry forward general activity (UDA)	109
16/17 Contracted orthodontic activity (UOA)	0
Carry forward orthodontic activity (UOA)	0
Baseline contract value	£664,821.37

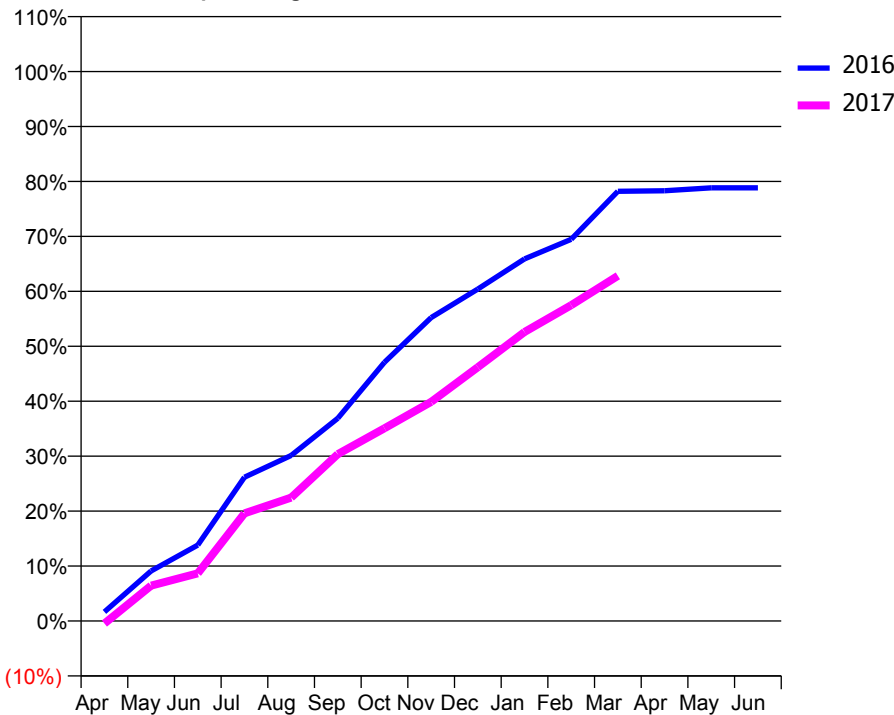
ACCESS*

Patients seen in 24 months	Total	Change since previous quarter
Quarter ending March 2016	5,998	
Quarter ending June 2016	6,051	→
Quarter ending September 2016	6,101	→
Quarter ending December 2016	6,130	→
Quarter ending March 2017	6,218	→
Variance since March 2016	3.7%	↑



ACTIVITY

Cumulative percentage of contracted UDA delivered 2016 & 2017



Month	Adjusted Scheduled Activity (UDA)	
	2016	2017
April	323	-109
May	1,777	1,453
June	2,696	1,954
July	5,110	4,414
August	5,881	5,057
September	7,200	6,836
October	9,191	7,896
November	10,778	8,981
December	11,791	10,402
January	12,861	11,840
February	13,557	12,941
March	15,262	14,145
April	15,282	
May	15,383	
June	15,383	

QUALITY

	Quantity	Base Number	Contract	AT	Region	England
% of FP17s for the same patient ID Re-attending within 3 months - Children	471	2,938	16.0%	13.2%	13.3%	12.3%
% of FP17s for the same patient ID Re-attending within 3 months - Adults	1,025	6,793	15.1%	17.3%	17.3%	16.7%
% of FP17s for the same patient ID Re-attending between 3 & 9 months - Children	1,908	2,938	64.9%	56.9%	58.9%	57.6%
% of FP17s for the same patient ID Re-attending between 3 & 9 months - Adults	4,135	6,793	60.9%	50.6%	52.2%	50.1%
% of FP17s for Band 1 Urgent Courses	399	8,953	4.5%	10.9%	9.2%	9.1%
% of FP17s Relating to Free Repair or Replacements	36	8,953	0.4%	0.9%	1.0%	0.8%
% of FP17s Relating to Continuations	35	8,953	0.4%	1.2%	1.4%	1.2%
% of Patients satisfied with the dentistry they have received	8	8	N/A	92.2%	93.1%	92.8%
% of Patients satisfied with the time they had to wait for an appointment	7	8	N/A	88.3%	89.5%	88.7%

* This is based on patients treated on this contract for their most recent course of treatment. Figures in italics indicate the base number of FP17s or Patient Questionnaire responses are less than 100. N/A is shown where the base number of responses is less than 10 during the period. % is calculated as Quantity/Base number*100

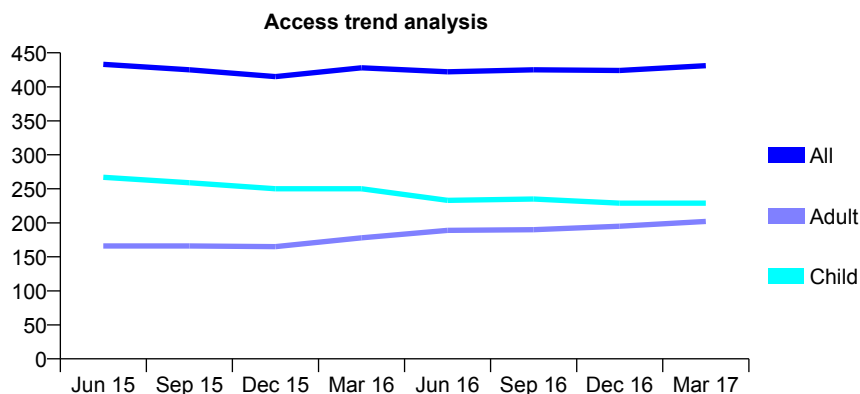
Q47 - Vital Signs At a Glance Contract Report for 293172/0002 - March 2017

Name or company name	MR DE BOWLES
Contract type name	GDS Contract
Purpose of contract	General
Contract start date	01/04/2006
Contract end date	

16/17 Contracted general activity (UDA)	1,830
Carry forward general activity (UDA)	0
16/17 Contracted orthodontic activity (UOA)	0
Carry forward orthodontic activity (UOA)	0
Baseline contract value	£35,891.23

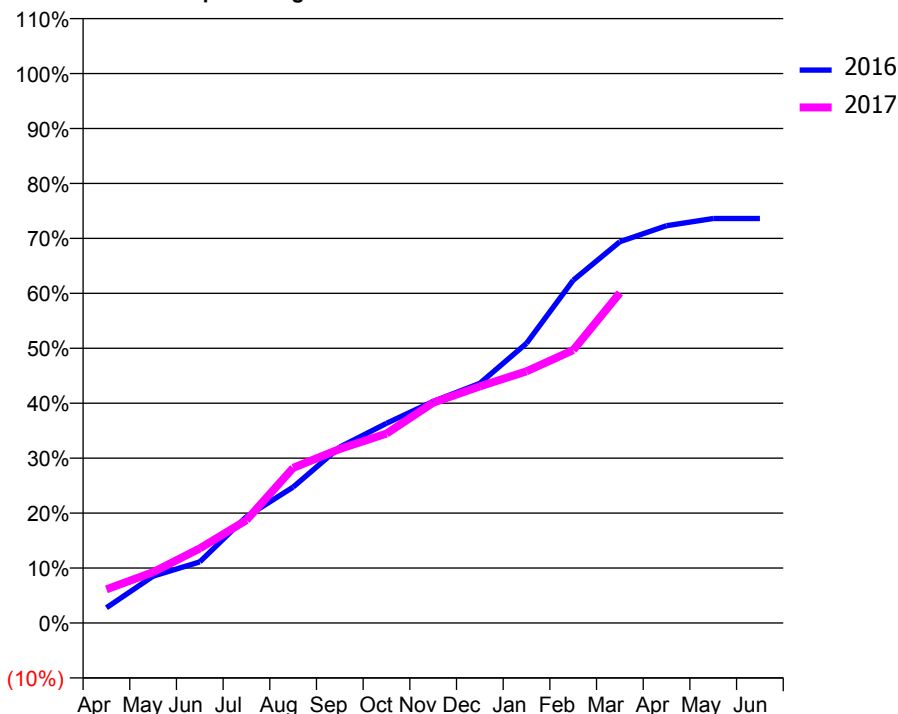
ACCESS*

Patients seen in 24 months	Total	Change since previous quarter
Quarter ending March 2016	428	
Quarter ending June 2016	422	↓
Quarter ending September 2016	425	→
Quarter ending December 2016	424	→
Quarter ending March 2017	431	→
Variance since March 2016	0.7%	→



ACTIVITY

Cumulative percentage of contracted UDA delivered 2016 & 2017



Month	Adjusted Scheduled Activity (UDA)	
	2016	2017
April	51	112
May	156	169
June	204	248
July	354	342
August	453	517
September	586	580
October	665	631
November	738	734
December	798	788
January	931	838
February	1,141	909
March	1,270	1,099
April	1,323	
May	1,347	
June	1,347	

QUALITY

	Quantity	Base Number	Contract	AT	Region	England
% of FP17s for the same patient ID Re-attending within 3 months - Children	34	369	9.2%	13.2%	13.3%	12.3%
% of FP17s for the same patient ID Re-attending within 3 months - Adults	36	250	14.4%	17.3%	17.3%	16.7%
% of FP17s for the same patient ID Re-attending between 3 & 9 months - Children	242	369	65.6%	56.9%	58.9%	57.6%
% of FP17s for the same patient ID Re-attending between 3 & 9 months - Adults	155	250	62.0%	50.6%	52.2%	50.1%
% of FP17s for Band 1 Urgent Courses	7	587	1.2%	10.9%	9.2%	9.1%
% of FP17s Relating to Free Repair or Replacements	0	587	0.0%	0.9%	1.0%	0.8%
% of FP17s Relating to Continuations	28	587	4.8%	1.2%	1.4%	1.2%
% of Patients satisfied with the dentistry they have received	2	2	N/A	92.2%	93.1%	92.8%
% of Patients satisfied with the time they had to wait for an appointment	2	2	N/A	88.3%	89.5%	88.7%

* This is based on patients treated on this contract for their most recent course of treatment. Figures in italics indicate the base number of FP17s or Patient Questionnaire responses are less than 100. N/A is shown where the base number of responses is less than 10 during the period. % is calculated as Quantity/Base number*100

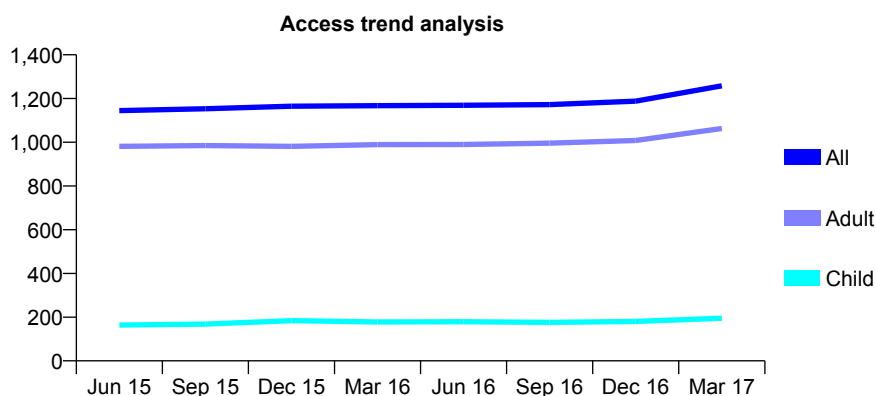
Q47 - Vital Signs At a Glance Contract Report for 310395/0001 - March 2017

Name or company name	MR PD MITCHELL
Contract type name	GDS Contract
Purpose of contract	General
Contract start date	01/04/2006
Contract end date	

16/17 Contracted general activity (UDA)	4,491
Carry forward general activity (UDA)	343
16/17 Contracted orthodontic activity (UOA)	0
Carry forward orthodontic activity (UOA)	0
Baseline contract value	£106,260.11

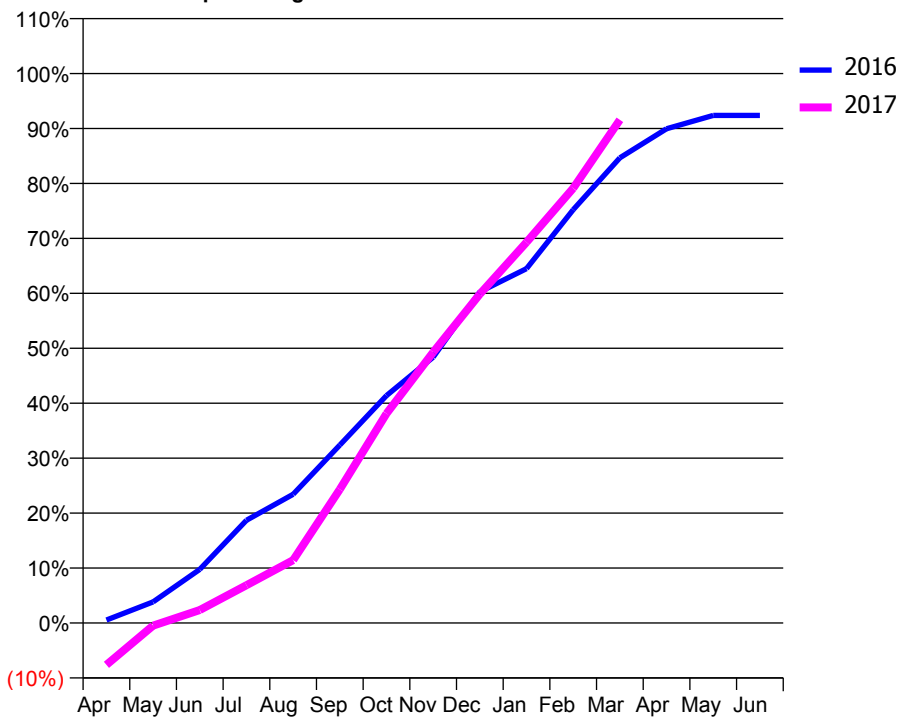
ACCESS*

Patients seen in 24 months	Total	Change since previous quarter
Quarter ending March 2016	1,167	
Quarter ending June 2016	1,169	→
Quarter ending September 2016	1,172	→
Quarter ending December 2016	1,188	→
Quarter ending March 2017	1,258	↑
Variance since March 2016	7.8%	↑



ACTIVITY

Cumulative percentage of contracted UDA delivered 2016 & 2017



Month	Adjusted Scheduled Activity (UDA)	
	2016	2017
April	25	-343
May	172	-22
June	439	106
July	840	309
August	1,052	514
September	1,455	1,093
October	1,859	1,712
November	2,173	2,213
December	2,706	2,688
January	2,896	3,112
February	3,378	3,554
March	3,802	4,113
April	4,039	
May	4,148	
June	4,148	

QUALITY

	Quantity	Base Number	Contract	AT	Region	England
% of FP17s for the same patient ID Re-attending within 3 months - Children	17	301	5.6%	13.2%	13.3%	12.3%
% of FP17s for the same patient ID Re-attending within 3 months - Adults	312	1,757	17.8%	17.3%	17.3%	16.7%
% of FP17s for the same patient ID Re-attending between 3 & 9 months - Children	168	301	55.8%	56.9%	58.9%	57.6%
% of FP17s for the same patient ID Re-attending between 3 & 9 months - Adults	1,019	1,757	58.0%	50.6%	52.2%	50.1%
% of FP17s for Band 1 Urgent Courses	70	1,889	3.7%	10.9%	9.2%	9.1%
% of FP17s Relating to Free Repair or Replacements	37	1,889	2.0%	0.9%	1.0%	0.8%
% of FP17s Relating to Continuations	35	1,889	1.9%	1.2%	1.4%	1.2%
% of Patients satisfied with the dentistry they have received	9	9	N/A	92.2%	93.1%	92.8%
% of Patients satisfied with the time they had to wait for an appointment	9	9	N/A	88.3%	89.5%	88.7%

* This is based on patients treated on this contract for their most recent course of treatment. Figures in italics indicate the base number of FP17s or Patient Questionnaire responses are less than 100. N/A is shown where the base number of responses is less than 10 during the period. % is calculated as Quantity/Base number*100

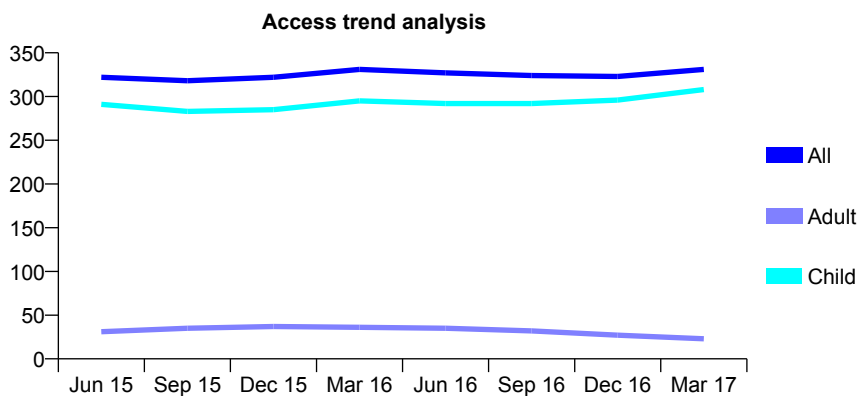
Q47 - Vital Signs At a Glance Contract Report for 322938/0001 - March 2017

Name or company name	MISS DE HASLEHURST
Contract type name	GDS Contract
Purpose of contract	General
Contract start date	01/04/2006
Contract end date	

16/17 Contracted general activity (UDA)	785
Carry forward general activity (UDA)	-7
16/17 Contracted orthodontic activity (UOA)	0
Carry forward orthodontic activity (UOA)	0
Baseline contract value	£18,064.11

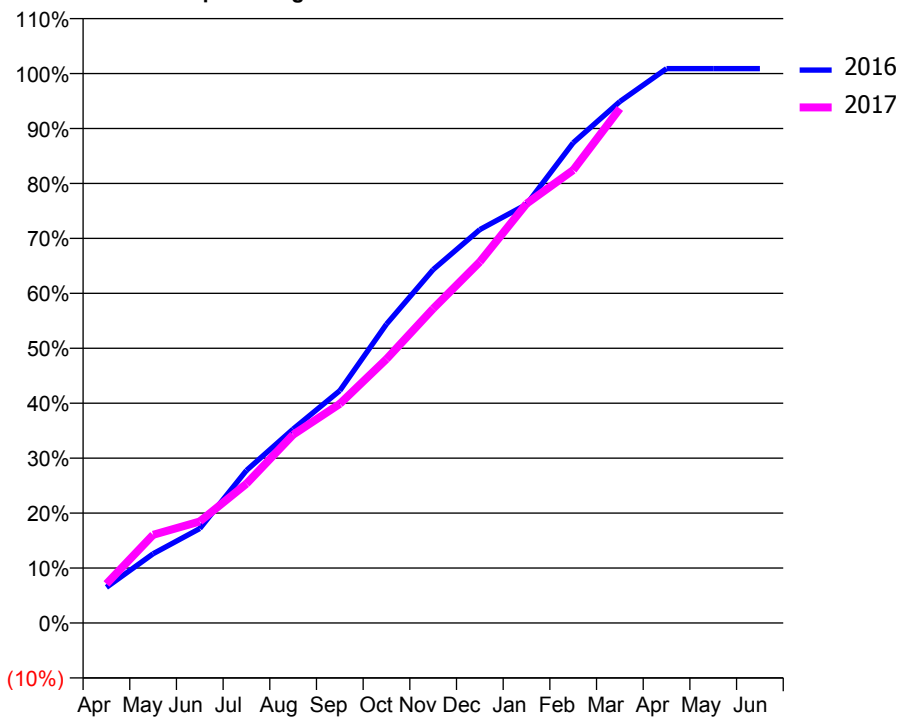
ACCESS*

Patients seen in 24 months	Total	Change since previous quarter
Quarter ending March 2016	331	
Quarter ending June 2016	327	↓
Quarter ending September 2016	324	→
Quarter ending December 2016	323	→
Quarter ending March 2017	331	↑
Variance since March 2016	0.0%	→



ACTIVITY

Cumulative percentage of contracted UDA delivered 2016 & 2017



Month	Adjusted Scheduled Activity (UDA)	
	2016	2017
April	51	56
May	99	126
June	135	145
July	218	199
August	277	269
September	332	313
October	427	377
November	505	449
December	562	516
January	598	599
February	686	647
March	745	735
April	792	
May	792	
June	792	

QUALITY

	Quantity	Base Number	Contract	AT	Region	England
% of FP17s for the same patient ID Re-attending within 3 months - Children	70	556	12.6%	13.2%	13.3%	12.3%
% of FP17s for the same patient ID Re-attending within 3 months - Adults	0	0	N/A	17.3%	17.3%	16.7%
% of FP17s for the same patient ID Re-attending between 3 & 9 months - Children	381	556	68.5%	56.9%	58.9%	57.6%
% of FP17s for the same patient ID Re-attending between 3 & 9 months - Adults	0	0	N/A	50.6%	52.2%	50.1%
% of FP17s for Band 1 Urgent Courses	0	519	0.0%	10.9%	9.2%	9.1%
% of FP17s Relating to Free Repair or Replacements	0	519	0.0%	0.9%	1.0%	0.8%
% of FP17s Relating to Continuations	5	519	1.0%	1.2%	1.4%	1.2%
% of Patients satisfied with the dentistry they have received	0	0	N/A	92.2%	93.1%	92.8%
% of Patients satisfied with the time they had to wait for an appointment	0	0	N/A	88.3%	89.5%	88.7%

* This is based on patients treated on this contract for their most recent course of treatment. Figures in italics indicate the base number of FP17s or Patient Questionnaire responses are less than 100. N/A is shown where the base number of responses is less than 10 during the period. % is calculated as Quantity/Base number*100

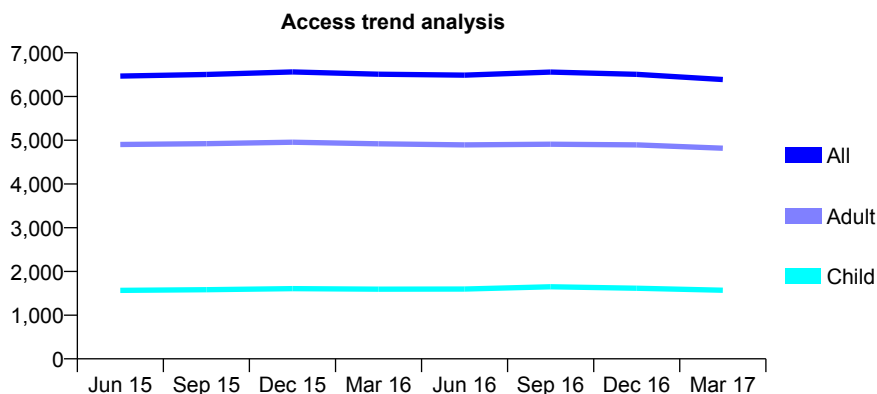
Q47 - Vital Signs At a Glance Contract Report for 323918/0001 - March 2017

Name or company name	MR K NANTHEESAN
Contract type name	GDS Contract
Purpose of contract	General
Contract start date	01/04/2006
Contract end date	

16/17 Contracted general activity (UDA)	23,517
Carry forward general activity (UDA)	-188
16/17 Contracted orthodontic activity (UOA)	0
Carry forward orthodontic activity (UOA)	0
Baseline contract value	£647,021.19

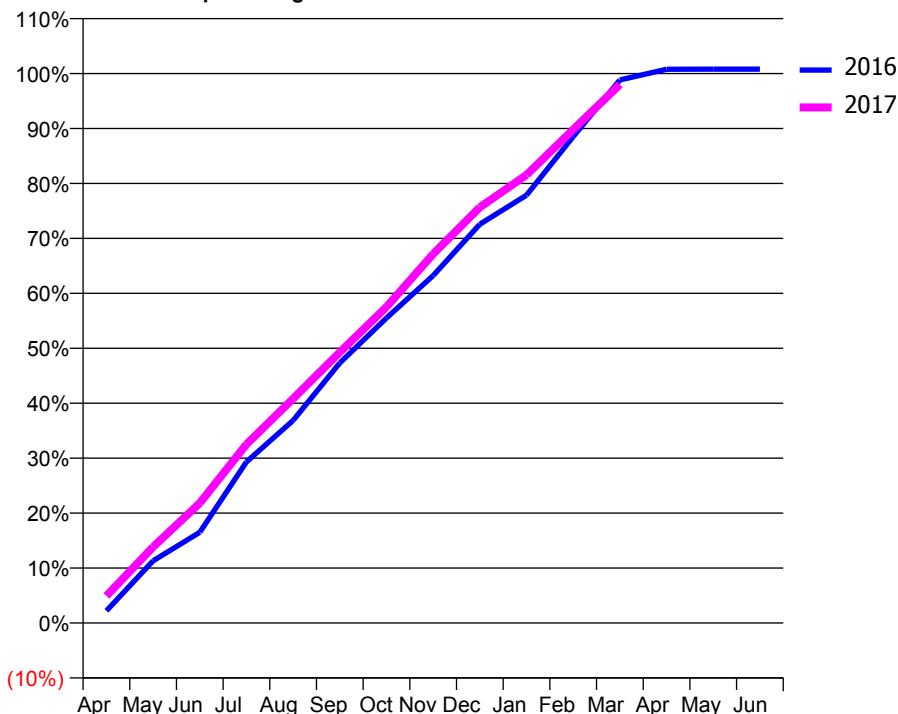
ACCESS*

Patients seen in 24 months	Total	Change since previous quarter
Quarter ending March 2016	6,511	
Quarter ending June 2016	6,490	→
Quarter ending September 2016	6,558	→
Quarter ending December 2016	6,508	→
Quarter ending March 2017	6,387	↓
Variance since March 2016	(1.9%)	↓



ACTIVITY

Cumulative percentage of contracted UDA delivered 2016 & 2017



Month	Adjusted Scheduled Activity (UDA)	
	2016	2017
April	522	1,162
May	2,661	3,258
June	3,883	5,133
July	6,899	7,651
August	8,671	9,602
September	11,130	11,590
October	13,052	13,528
November	14,871	15,792
December	17,068	17,792
January	18,309	19,178
February	20,816	21,118
March	23,239	23,046
April	23,695	
May	23,704	
June	23,705	

QUALITY

	Quantity	Base Number	Contract	AT	Region	England
% of FP17s for the same patient ID Re-attending within 3 months - Children	124	2,283	5.4%	13.2%	13.3%	12.3%
% of FP17s for the same patient ID Re-attending within 3 months - Adults	888	6,588	13.5%	17.3%	17.3%	16.7%
% of FP17s for the same patient ID Re-attending between 3 & 9 months - Children	1,416	2,283	62.0%	56.9%	58.9%	57.6%
% of FP17s for the same patient ID Re-attending between 3 & 9 months - Adults	3,706	6,588	56.3%	50.6%	52.2%	50.1%
% of FP17s for Band 1 Urgent Courses	495	8,640	5.7%	10.9%	9.2%	9.1%
% of FP17s Relating to Free Repair or Replacements	84	8,640	1.0%	0.9%	1.0%	0.8%
% of FP17s Relating to Continuations	50	8,640	0.6%	1.2%	1.4%	1.2%
% of Patients satisfied with the dentistry they have received	19	19	100.0%	92.2%	93.1%	92.8%
% of Patients satisfied with the time they had to wait for an appointment	18	19	94.7%	88.3%	89.5%	88.7%

* This is based on patients treated on this contract for their most recent course of treatment. Figures in italics indicate the base number of FP17s or Patient Questionnaire responses are less than 100. N/A is shown where the base number of responses is less than 10 during the period. % is calculated as Quantity/Base number*100

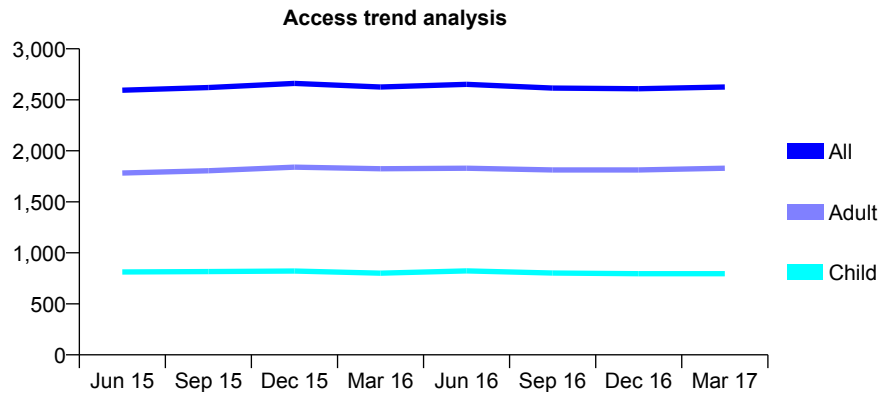
Q47 - Vital Signs At a Glance Contract Report for 330426/0001 - March 2017

Name or company name	MR P BARRAND
Contract type name	GDS Contract
Purpose of contract	General
Contract start date	01/04/2006
Contract end date	

16/17 Contracted general activity (UDA)	7,666
Carry forward general activity (UDA)	101
16/17 Contracted orthodontic activity (UOA)	0
Carry forward orthodontic activity (UOA)	0
Baseline contract value	£214,970.50

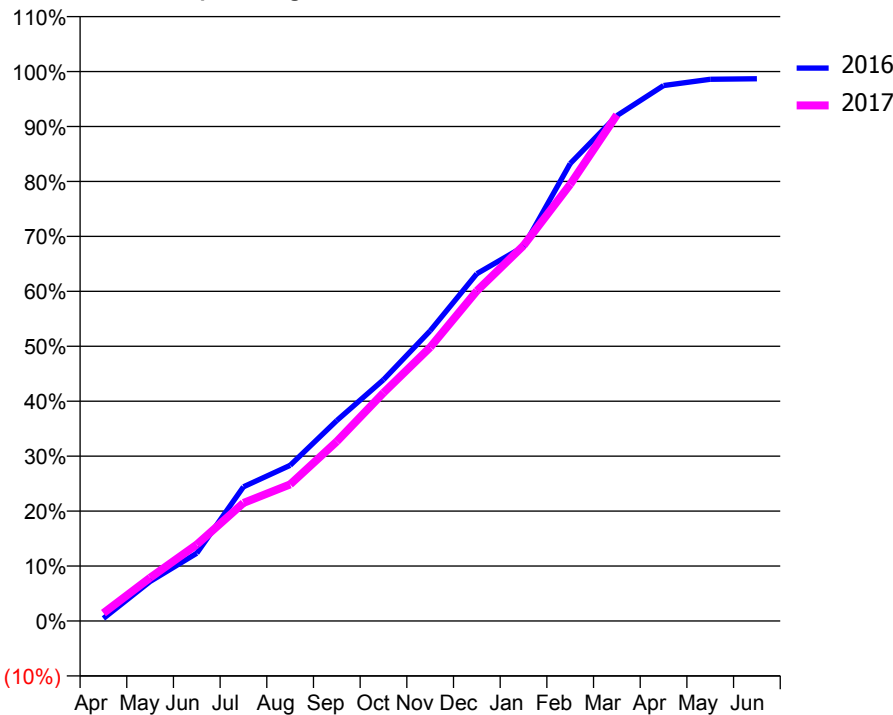
ACCESS*

Patients seen in 24 months	Total	Change since previous quarter
Quarter ending March 2016	2,625	
Quarter ending June 2016	2,652	→
Quarter ending September 2016	2,615	↓
Quarter ending December 2016	2,608	→
Quarter ending March 2017	2,625	→
Variance since March 2016	0.0%	→



ACTIVITY

Cumulative percentage of contracted UDA delivered 2016 & 2017



Month	Adjusted Scheduled Activity (UDA)	
	2016	2017
April	37	110
May	552	604
June	946	1,068
July	1,872	1,646
August	2,172	1,905
September	2,797	2,505
October	3,366	3,184
November	4,049	3,818
December	4,846	4,606
January	5,222	5,238
February	6,381	6,092
March	7,049	7,062
April	7,470	
May	7,558	
June	7,565	

QUALITY

	Quantity	Base Number	Contract	AT	Region	England
% of FP17s for the same patient ID Re-attending within 3 months - Children	92	1,077	8.5%	13.2%	13.3%	12.3%
% of FP17s for the same patient ID Re-attending within 3 months - Adults	253	2,006	12.6%	17.3%	17.3%	16.7%
% of FP17s for the same patient ID Re-attending between 3 & 9 months - Children	514	1,077	47.7%	56.9%	58.9%	57.6%
% of FP17s for the same patient ID Re-attending between 3 & 9 months - Adults	679	2,006	33.8%	50.6%	52.2%	50.1%
% of FP17s for Band 1 Urgent Courses	123	2,883	4.3%	10.9%	9.2%	9.1%
% of FP17s Relating to Free Repair or Replacements	11	2,883	0.4%	0.9%	1.0%	0.8%
% of FP17s Relating to Continuations	44	2,883	1.5%	1.2%	1.4%	1.2%
% of Patients satisfied with the dentistry they have received	6	6	N/A	92.2%	93.1%	92.8%
% of Patients satisfied with the time they had to wait for an appointment	6	6	N/A	88.3%	89.5%	88.7%

* This is based on patients treated on this contract for their most recent course of treatment. Figures in italics indicate the base number of FP17s or Patient Questionnaire responses are less than 100. N/A is shown where the base number of responses is less than 10 during the period. % is calculated as Quantity/Base number*100

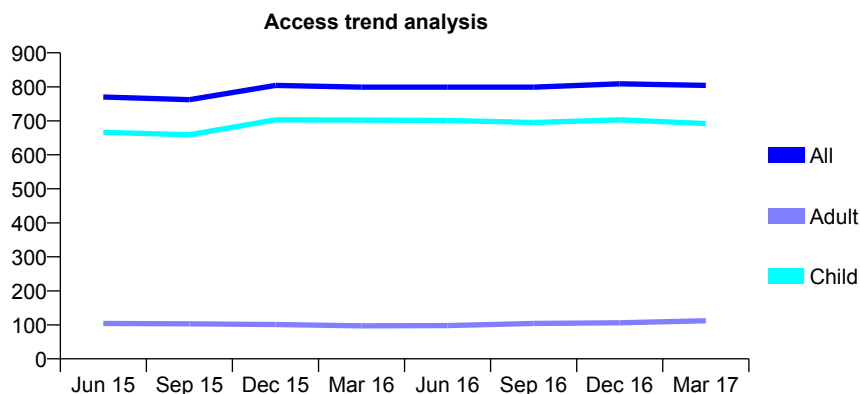
Q47 - Vital Signs At a Glance Contract Report for 330892/0001 - March 2017

Name or company name	MISS KG LAMB
Contract type name	GDS Contract
Purpose of contract	General
Contract start date	01/04/2006
Contract end date	

16/17 Contracted general activity (UDA)	1,500
Carry forward general activity (UDA)	25
16/17 Contracted orthodontic activity (UOA)	0
Carry forward orthodontic activity (UOA)	0
Baseline contract value	£35,368.97

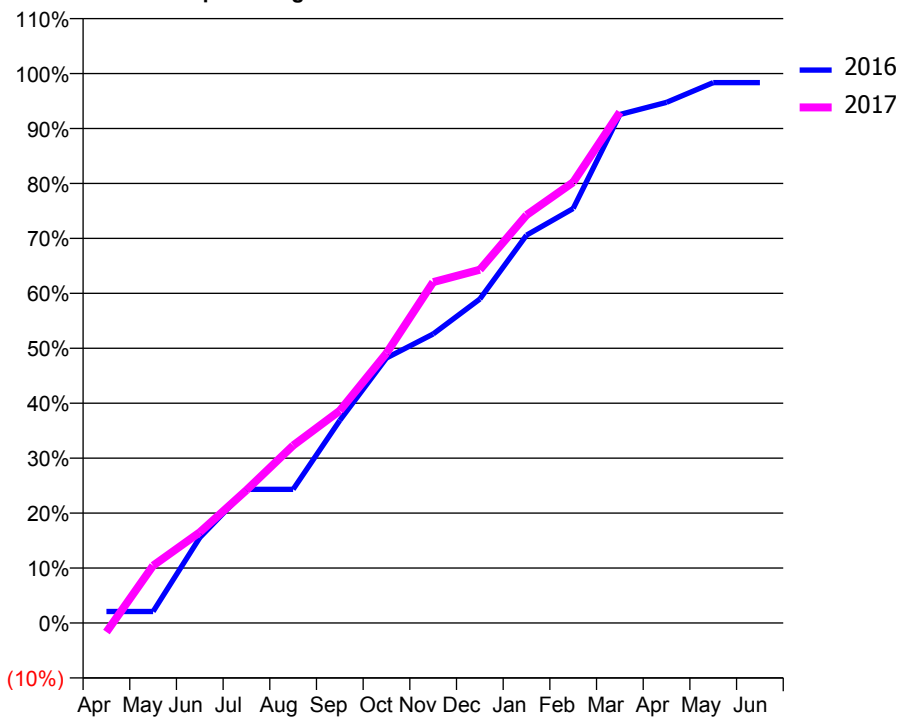
ACCESS*

Patients seen in 24 months	Total	Change since previous quarter
Quarter ending March 2016	799	
Quarter ending June 2016	799	→
Quarter ending September 2016	799	→
Quarter ending December 2016	809	→
Quarter ending March 2017	804	→
Variance since March 2016	0.6%	→



ACTIVITY

Cumulative percentage of contracted UDA delivered 2016 & 2017



Month	Adjusted Scheduled Activity (UDA)	
	2016	2017
April	31	-25
May	31	157
June	233	248
July	365	363
August	365	485
September	553	580
October	723	737
November	789	930
December	884	964
January	1,059	1,114
February	1,131	1,203
March	1,388	1,395
April	1,421	
May	1,475	
June	1,475	

QUALITY

	Quantity	Base Number	Contract	AT	Region	England
% of FP17s for the same patient ID Re-attending within 3 months - Children	68	1,069	6.4%	13.2%	13.3%	12.3%
% of FP17s for the same patient ID Re-attending within 3 months - Adults	1	50	2.0%	17.3%	17.3%	16.7%
% of FP17s for the same patient ID Re-attending between 3 & 9 months - Children	690	1,069	64.5%	56.9%	58.9%	57.6%
% of FP17s for the same patient ID Re-attending between 3 & 9 months - Adults	36	50	72.0%	50.6%	52.2%	50.1%
% of FP17s for Band 1 Urgent Courses	49	1,053	4.7%	10.9%	9.2%	9.1%
% of FP17s Relating to Free Repair or Replacements	0	1,053	0.0%	0.9%	1.0%	0.8%
% of FP17s Relating to Continuations	2	1,053	0.2%	1.2%	1.4%	1.2%
% of Patients satisfied with the dentistry they have received	1	1	N/A	92.2%	93.1%	92.8%
% of Patients satisfied with the time they had to wait for an appointment	1	1	N/A	88.3%	89.5%	88.7%

* This is based on patients treated on this contract for their most recent course of treatment. Figures in italics indicate the base number of FP17s or Patient Questionnaire responses are less than 100. N/A is shown where the base number of responses is less than 10 during the period. % is calculated as Quantity/Base number*100

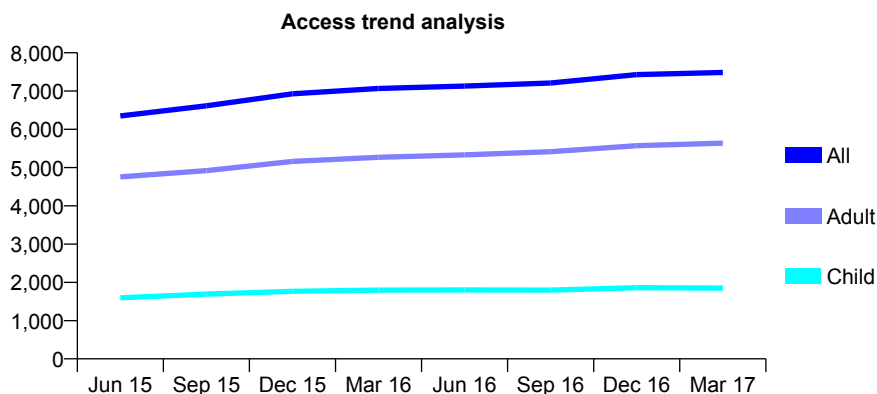
Q47 - Vital Signs At a Glance Contract Report for 339717/0001 - March 2017

Name or company name	MR IC WALSH
Contract type name	Pilot Contract
Purpose of contract	General
Contract start date	01/04/2006
Contract end date	

16/17 Contracted general activity (UDA)	26,877
Carry forward general activity (UDA)	0
16/17 Contracted orthodontic activity (UOA)	0
Carry forward orthodontic activity (UOA)	0
Baseline contract value	£754,142.40

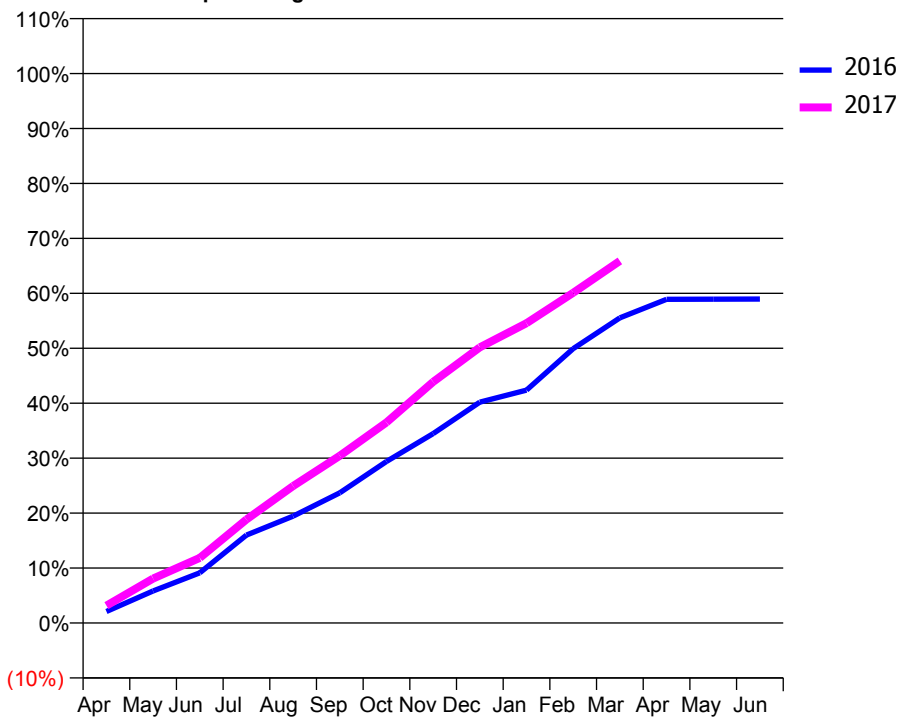
ACCESS*

Patients seen in 24 months	Total	Change since previous quarter
Quarter ending March 2016	7,068	
Quarter ending June 2016	7,131	→
Quarter ending September 2016	7,210	→
Quarter ending December 2016	7,431	↑
Quarter ending March 2017	7,487	→
Variance since March 2016	5.9%	↑



ACTIVITY

Cumulative percentage of contracted UDA delivered 2016 & 2017



Month	Adjusted Scheduled Activity (UDA)	
	2016	2017
April	565	852
May	1,569	2,173
June	2,455	3,185
July	4,300	5,065
August	5,231	6,700
September	6,366	8,180
October	7,899	9,811
November	9,262	11,797
December	10,802	13,484
January	11,391	14,668
February	13,417	16,150
March	14,928	17,710
April	15,833	
May	15,841	
June	15,847	

QUALITY

	Quantity	Base Number	Contract	AT	Region	England
% of FP17s for the same patient ID Re-attending within 3 months - Children	241	2,473	9.7%	13.2%	13.3%	12.3%
% of FP17s for the same patient ID Re-attending within 3 months - Adults	1,153	6,415	18.0%	17.3%	17.3%	16.7%
% of FP17s for the same patient ID Re-attending between 3 & 9 months - Children	1,242	2,473	50.2%	56.9%	58.9%	57.6%
% of FP17s for the same patient ID Re-attending between 3 & 9 months - Adults	2,007	6,415	31.3%	50.6%	52.2%	50.1%
% of FP17s for Band 1 Urgent Courses	688	8,453	8.1%	10.9%	9.2%	9.1%
% of FP17s Relating to Free Repair or Replacements	174	8,453	2.1%	0.9%	1.0%	0.8%
% of FP17s Relating to Continuations	91	8,453	1.1%	1.2%	1.4%	1.2%
% of Patients satisfied with the dentistry they have received	6	8	N/A	92.2%	93.1%	92.8%
% of Patients satisfied with the time they had to wait for an appointment	7	8	N/A	88.3%	89.5%	88.7%

* This is based on patients treated on this contract for their most recent course of treatment. Figures in italics indicate the base number of FP17s or Patient Questionnaire responses are less than 100. N/A is shown where the base number of responses is less than 10 during the period. % is calculated as Quantity/Base number*100

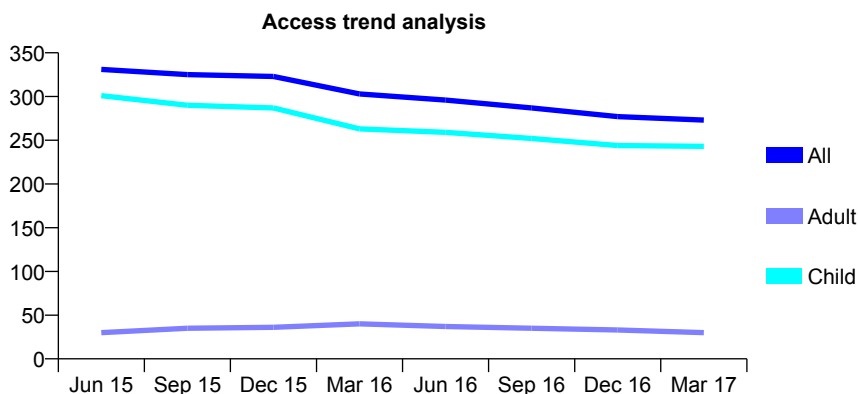
Q47 - Vital Signs At a Glance Contract Report for 356093/0001 - March 2017

Name or company name	MR K KHAN
Contract type name	GDS Contract
Purpose of contract	General
Contract start date	01/01/2010
Contract end date	

16/17 Contracted general activity (UDA)	1,491
Carry forward general activity (UDA)	0
16/17 Contracted orthodontic activity (UOA)	0
Carry forward orthodontic activity (UOA)	0
Baseline contract value	£35,322.96

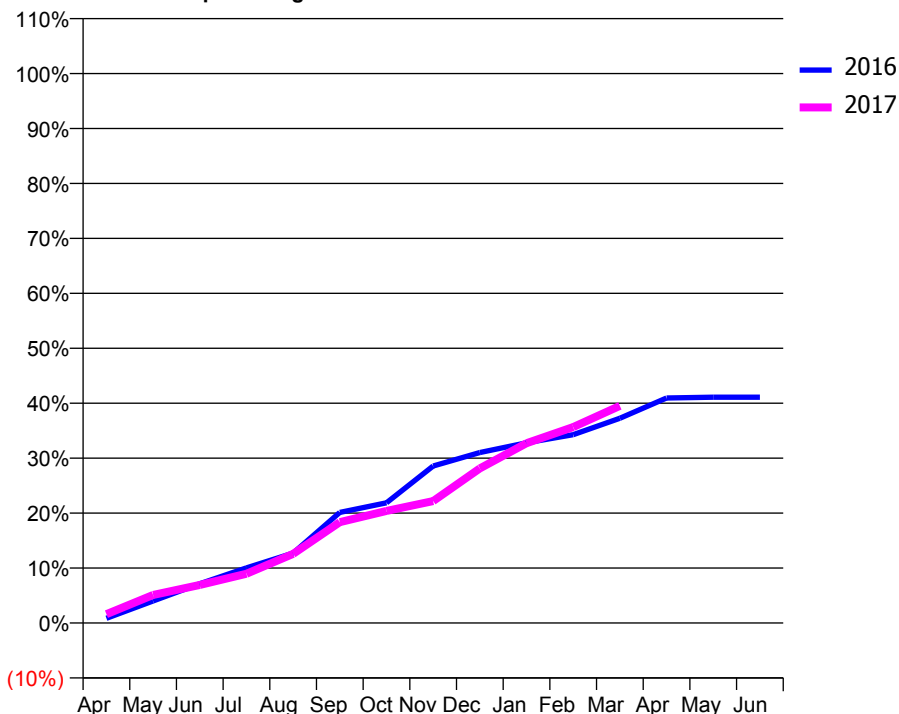
ACCESS*

Patients seen in 24 months	Total	Change since previous quarter
Quarter ending March 2016	303	
Quarter ending June 2016	296	↓
Quarter ending September 2016	287	↓
Quarter ending December 2016	277	↓
Quarter ending March 2017	273	↓
Variance since March 2016	(9.9%)	↓



ACTIVITY

Cumulative percentage of contracted UDA delivered 2016 & 2017



Month	Adjusted Scheduled Activity (UDA)	
	2016	2017
April	13	24
May	60	76
June	107	103
July	150	134
August	190	188
September	300	274
October	326	304
November	426	331
December	463	419
January	489	488
February	511	532
March	556	589
April	611	
May	613	
June	613	

QUALITY

	Quantity	Base Number	Contract	AT	Region	England
% of FP17s for the same patient ID Re-attending within 3 months - Children	42	437	9.6%	13.2%	13.3%	12.3%
% of FP17s for the same patient ID Re-attending within 3 months - Adults	0	0	N/A	17.3%	17.3%	16.7%
% of FP17s for the same patient ID Re-attending between 3 & 9 months - Children	262	437	60.0%	56.9%	58.9%	57.6%
% of FP17s for the same patient ID Re-attending between 3 & 9 months - Adults	0	0	N/A	50.6%	52.2%	50.1%
% of FP17s for Band 1 Urgent Courses	27	396	6.8%	10.9%	9.2%	9.1%
% of FP17s Relating to Free Repair or Replacements	0	396	0.0%	0.9%	1.0%	0.8%
% of FP17s Relating to Continuations	0	396	0.0%	1.2%	1.4%	1.2%
% of Patients satisfied with the dentistry they have received	1	1	N/A	92.2%	93.1%	92.8%
% of Patients satisfied with the time they had to wait for an appointment	1	1	N/A	88.3%	89.5%	88.7%

* This is based on patients treated on this contract for their most recent course of treatment. Figures in italics indicate the base number of FP17s or Patient Questionnaire responses are less than 100. N/A is shown where the base number of responses is less than 10 during the period. % is calculated as Quantity/Base number*100

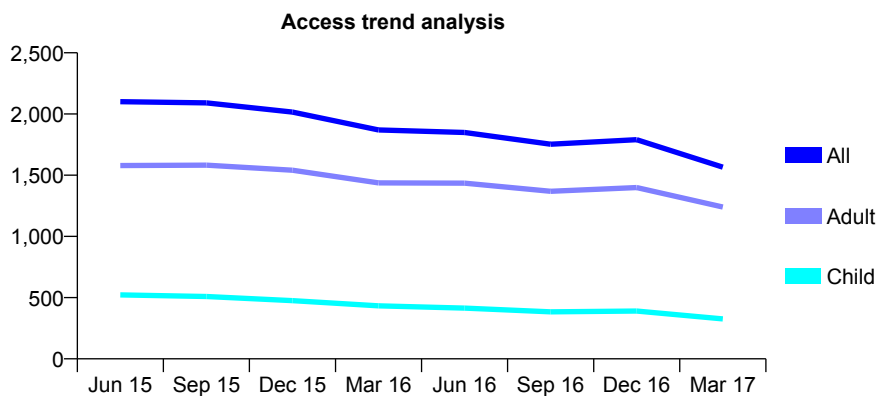
Q47 - Vital Signs At a Glance Contract Report for 364525/0001 - March 2017

Name or company name	Dr Sima Kothiwala
Contract type name	GDS Contract
Purpose of contract	General
Contract start date	01/07/2007
Contract end date	

16/17 Contracted general activity (UDA)	10,662
Carry forward general activity (UDA)	0
16/17 Contracted orthodontic activity (UOA)	0
Carry forward orthodontic activity (UOA)	0
Baseline contract value	£300,235.42

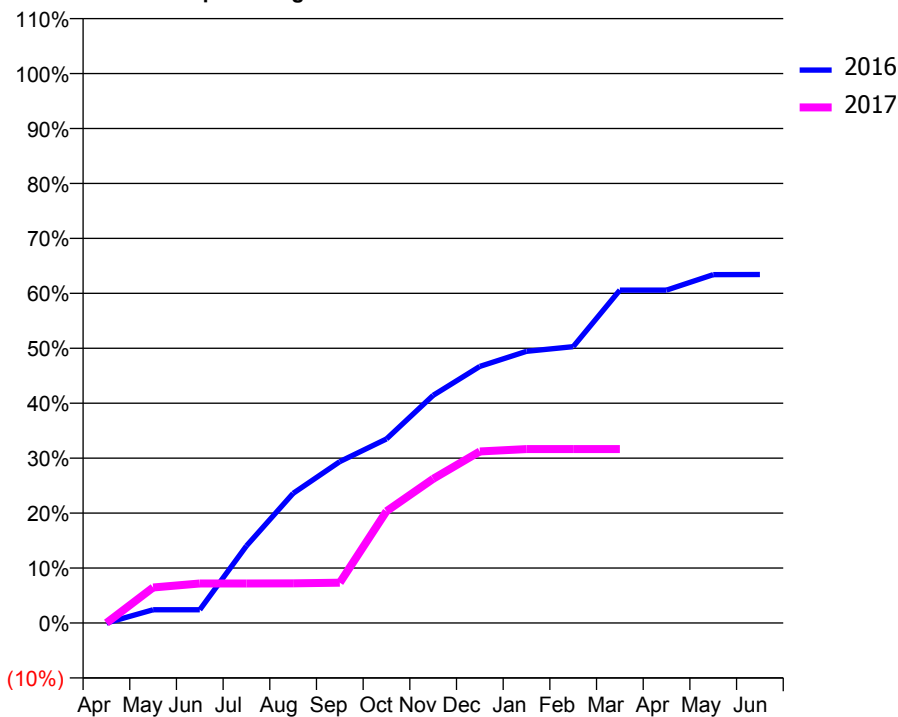
ACCESS*

Patients seen in 24 months	Total	Change since previous quarter
Quarter ending March 2016	1,870	
Quarter ending June 2016	1,849	↓
Quarter ending September 2016	1,753	↓
Quarter ending December 2016	1,790	↑
Quarter ending March 2017	1,566	↓
Variance since March 2016	(16.3%)	↓



ACTIVITY

Cumulative percentage of contracted UDA delivered 2016 & 2017



Month	Adjusted Scheduled Activity (UDA)	
	2016	2017
April	0	0
May	257	690
June	257	768
July	1,496	768
August	2,516	771
September	3,132	784
October	3,572	2,169
November	4,418	2,798
December	4,978	3,328
January	5,273	3,375
February	5,362	3,375
March	6,460	3,375
April	6,460	
May	6,760	
June	6,761	

QUALITY

	Quantity	Base Number	Contract	AT	Region	England
% of FP17s for the same patient ID Re-attending within 3 months - Children	34	435	7.8%	13.2%	13.3%	12.3%
% of FP17s for the same patient ID Re-attending within 3 months - Adults	144	1,208	11.9%	17.3%	17.3%	16.7%
% of FP17s for the same patient ID Re-attending between 3 & 9 months - Children	238	435	54.7%	56.9%	58.9%	57.6%
% of FP17s for the same patient ID Re-attending between 3 & 9 months - Adults	536	1,208	44.4%	50.6%	52.2%	50.1%
% of FP17s for Band 1 Urgent Courses	134	1,533	8.7%	10.9%	9.2%	9.1%
% of FP17s Relating to Free Repair or Replacements	3	1,533	0.2%	0.9%	1.0%	0.8%
% of FP17s Relating to Continuations	34	1,533	2.2%	1.2%	1.4%	1.2%
% of Patients satisfied with the dentistry they have received	4	4	N/A	92.2%	93.1%	92.8%
% of Patients satisfied with the time they had to wait for an appointment	4	4	N/A	88.3%	89.5%	88.7%

* This is based on patients treated on this contract for their most recent course of treatment. Figures in italics indicate the base number of FP17s or Patient Questionnaire responses are less than 100. N/A is shown where the base number of responses is less than 10 during the period. % is calculated as Quantity/Base number*100

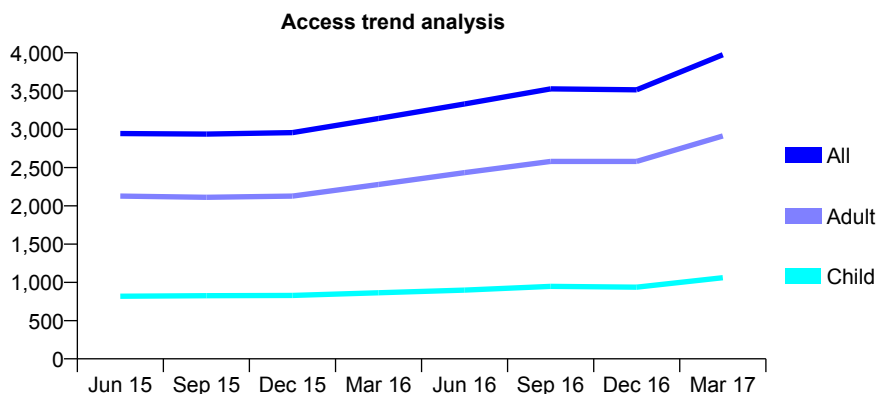
Q47 - Vital Signs At a Glance Contract Report for 366102/0001 - March 2017

Name or company name	MR A RAFIQ
Contract type name	GDS Contract
Purpose of contract	General
Contract start date	01/02/2008
Contract end date	

16/17 Contracted general activity (UDA)	11,612
Carry forward general activity (UDA)	-18
16/17 Contracted orthodontic activity (UOA)	0
Carry forward orthodontic activity (UOA)	0
Baseline contract value	£316,108.29

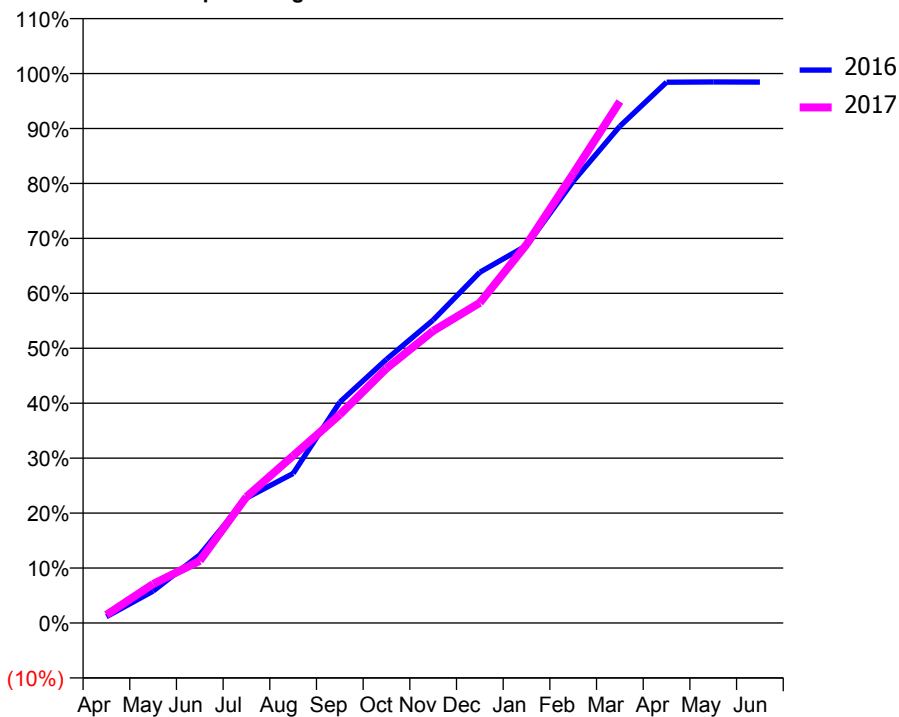
ACCESS*

Patients seen in 24 months	Total	Change since previous quarter
Quarter ending March 2016	3,142	
Quarter ending June 2016	3,332	↑
Quarter ending September 2016	3,529	↑
Quarter ending December 2016	3,517	→
Quarter ending March 2017	3,974	↑
Variance since March 2016	26.5%	↑



ACTIVITY

Cumulative percentage of contracted UDA delivered 2016 & 2017



Month	Adjusted Scheduled Activity (UDA)	
	2016	2017
April	110	175
May	550	824
June	1,172	1,315
July	2,149	2,666
August	2,572	3,536
September	3,799	4,404
October	4,534	5,382
November	5,212	6,173
December	6,032	6,766
January	6,491	7,998
February	7,597	9,495
March	8,544	11,018
April	9,301	
May	9,305	
June	9,302	

QUALITY

	Quantity	Base Number	Contract	AT	Region	England
% of FP17s for the same patient ID Re-attending within 3 months - Children	148	1,616	9.2%	13.2%	13.3%	12.3%
% of FP17s for the same patient ID Re-attending within 3 months - Adults	444	4,319	10.3%	17.3%	17.3%	16.7%
% of FP17s for the same patient ID Re-attending between 3 & 9 months - Children	872	1,616	54.0%	56.9%	58.9%	57.6%
% of FP17s for the same patient ID Re-attending between 3 & 9 months - Adults	2,294	4,319	53.1%	50.6%	52.2%	50.1%
% of FP17s for Band 1 Urgent Courses	261	5,540	4.7%	10.9%	9.2%	9.1%
% of FP17s Relating to Free Repair or Replacements	93	5,540	1.7%	0.9%	1.0%	0.8%
% of FP17s Relating to Continuations	28	5,540	0.5%	1.2%	1.4%	1.2%
% of Patients satisfied with the dentistry they have received	8	8	N/A	92.2%	93.1%	92.8%
% of Patients satisfied with the time they had to wait for an appointment	8	8	N/A	88.3%	89.5%	88.7%

* This is based on patients treated on this contract for their most recent course of treatment. Figures in italics indicate the base number of FP17s or Patient Questionnaire responses are less than 100. N/A is shown where the base number of responses is less than 10 during the period. % is calculated as Quantity/Base number*100

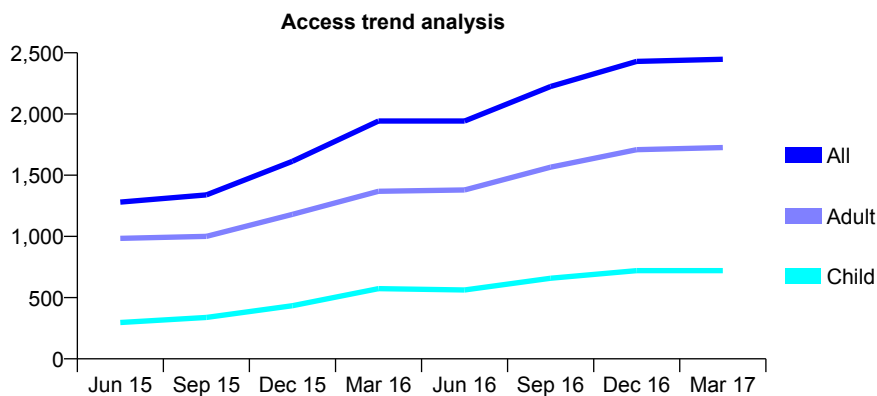
Q47 - Vital Signs At a Glance Contract Report for 366102/0002 - March 2017

Name or company name	MR A RAFIQ
Contract type name	GDS Contract
Purpose of contract	General
Contract start date	01/04/2008
Contract end date	

16/17 Contracted general activity (UDA)	8,271
Carry forward general activity (UDA)	0
16/17 Contracted orthodontic activity (UOA)	0
Carry forward orthodontic activity (UOA)	0
Baseline contract value	£200,180.04

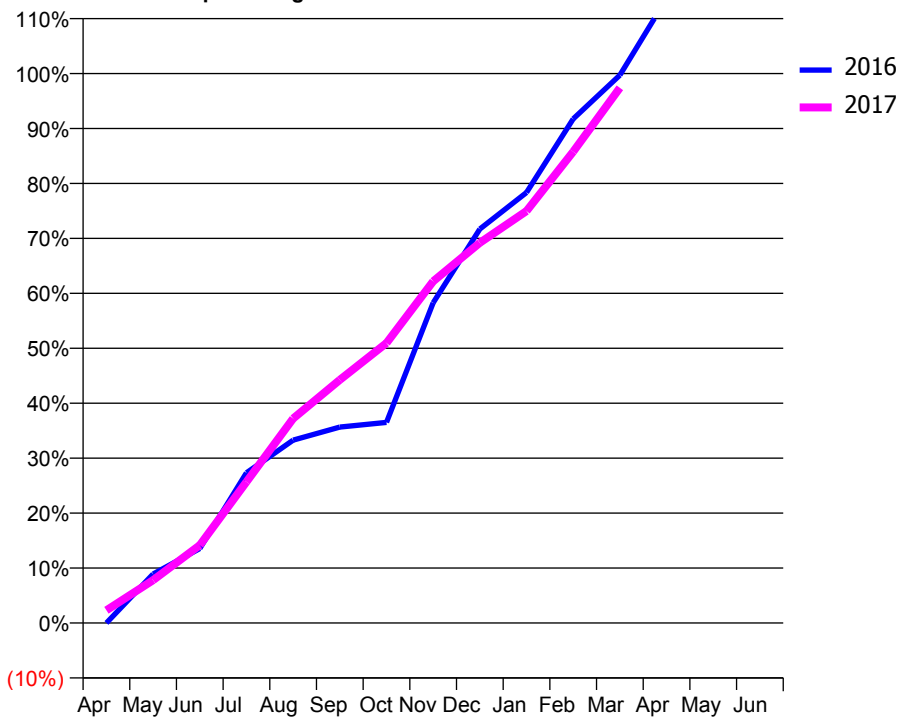
ACCESS*

Patients seen in 24 months	Total	Change since previous quarter
Quarter ending March 2016	1,943	
Quarter ending June 2016	1,943	→
Quarter ending September 2016	2,225	↑
Quarter ending December 2016	2,430	↑
Quarter ending March 2017	2,447	→
Variance since March 2016	25.9%	↑



ACTIVITY

Cumulative percentage of contracted UDA delivered 2016 & 2017



Month	Adjusted Scheduled Activity (UDA)	
	2016	2017
April	0	191
May	611	645
June	930	1,172
July	1,876	2,125
August	2,283	3,077
September	2,447	3,660
October	2,504	4,213
November	3,998	5,142
December	4,918	5,723
January	5,375	6,202
February	6,294	7,095
March	6,839	8,055
April	7,795	
May	7,802	
June	7,803	

QUALITY

	Quantity	Base Number	Contract	AT	Region	England
% of FP17s for the same patient ID Re-attending within 3 months - Children	122	1,328	9.2%	13.2%	13.3%	12.3%
% of FP17s for the same patient ID Re-attending within 3 months - Adults	409	2,993	13.7%	17.3%	17.3%	16.7%
% of FP17s for the same patient ID Re-attending between 3 & 9 months - Children	438	1,328	33.0%	56.9%	58.9%	57.6%
% of FP17s for the same patient ID Re-attending between 3 & 9 months - Adults	1,024	2,993	34.2%	50.6%	52.2%	50.1%
% of FP17s for Band 1 Urgent Courses	437	4,014	10.9%	10.9%	9.2%	9.1%
% of FP17s Relating to Free Repair or Replacements	28	4,014	0.7%	0.9%	1.0%	0.8%
% of FP17s Relating to Continuations	21	4,014	0.5%	1.2%	1.4%	1.2%
% of Patients satisfied with the dentistry they have received	9	9	N/A	92.2%	93.1%	92.8%
% of Patients satisfied with the time they had to wait for an appointment	9	9	N/A	88.3%	89.5%	88.7%

* This is based on patients treated on this contract for their most recent course of treatment. Figures in italics indicate the base number of FP17s or Patient Questionnaire responses are less than 100. N/A is shown where the base number of responses is less than 10 during the period. % is calculated as Quantity/Base number*100

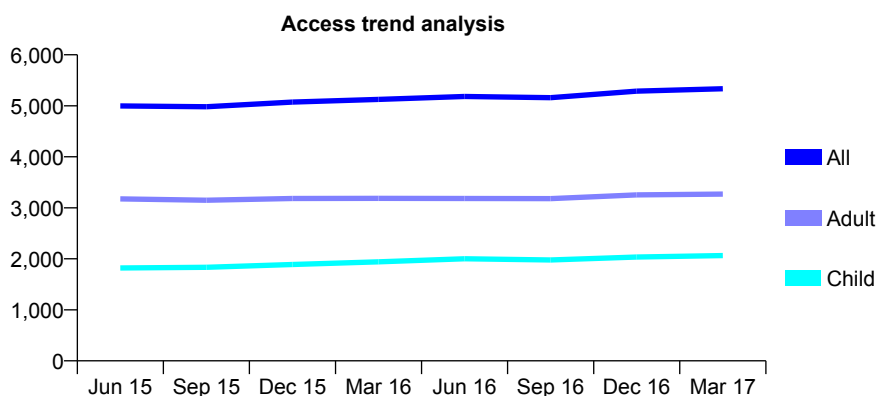
Q47 - Vital Signs At a Glance Contract Report for 366102/0003 - March 2017

Name or company name	MR A RAFIQ
Contract type name	GDS Contract
Purpose of contract	General
Contract start date	01/02/2010
Contract end date	

16/17 Contracted general activity (UDA)	15,500
Carry forward general activity (UDA)	-205
16/17 Contracted orthodontic activity (UOA)	0
Carry forward orthodontic activity (UOA)	0
Baseline contract value	£415,384.56

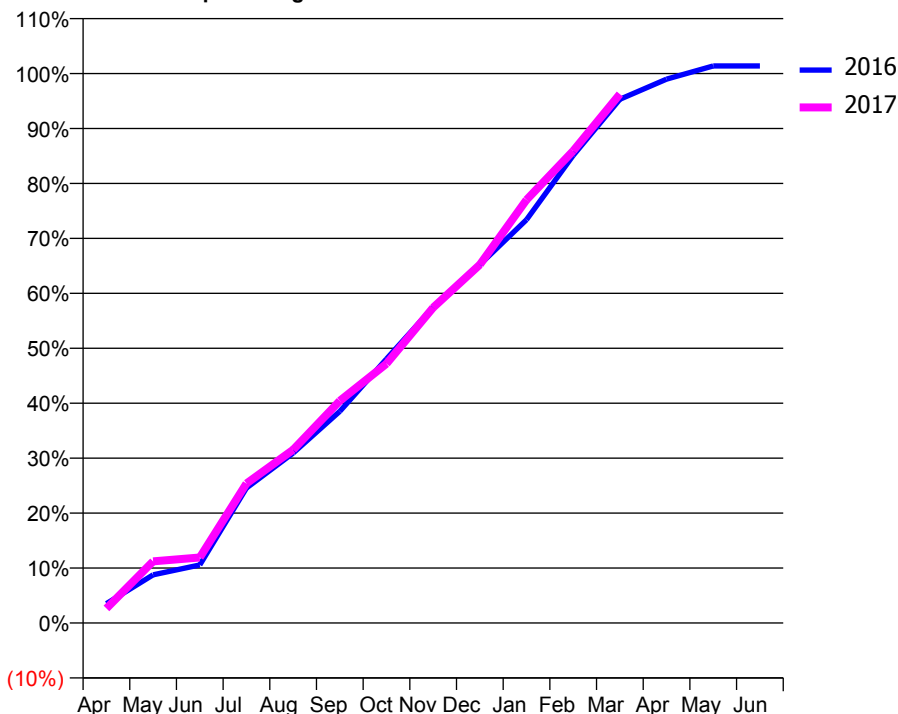
ACCESS*

Patients seen in 24 months	Total	Change since previous quarter
Quarter ending March 2016	5,126	
Quarter ending June 2016	5,184	→
Quarter ending September 2016	5,159	→
Quarter ending December 2016	5,288	↑
Quarter ending March 2017	5,335	→
Variance since March 2016	4.1%	↑



ACTIVITY

Cumulative percentage of contracted UDA delivered 2016 & 2017



Month	Adjusted Scheduled Activity (UDA)	
	2016	2017
April	529	413
May	1,317	1,739
June	1,585	1,849
July	3,687	3,938
August	4,638	4,886
September	5,779	6,268
October	7,208	7,313
November	8,620	8,899
December	9,782	10,109
January	11,010	11,936
February	12,763	13,316
March	14,296	14,920
April	14,847	
May	15,205	
June	15,205	

QUALITY

	Quantity	Base Number	Contract	AT	Region	England
% of FP17s for the same patient ID Re-attending within 3 months - Children	513	3,031	16.9%	13.2%	13.3%	12.3%
% of FP17s for the same patient ID Re-attending within 3 months - Adults	684	4,364	15.7%	17.3%	17.3%	16.7%
% of FP17s for the same patient ID Re-attending between 3 & 9 months - Children	1,495	3,031	49.3%	56.9%	58.9%	57.6%
% of FP17s for the same patient ID Re-attending between 3 & 9 months - Adults	2,243	4,364	51.4%	50.6%	52.2%	50.1%
% of FP17s for Band 1 Urgent Courses	550	6,999	7.9%	10.9%	9.2%	9.1%
% of FP17s Relating to Free Repair or Replacements	65	6,999	0.9%	0.9%	1.0%	0.8%
% of FP17s Relating to Continuations	20	6,999	0.3%	1.2%	1.4%	1.2%
% of Patients satisfied with the dentistry they have received	3	3	N/A	92.2%	93.1%	92.8%
% of Patients satisfied with the time they had to wait for an appointment	3	3	N/A	88.3%	89.5%	88.7%

* This is based on patients treated on this contract for their most recent course of treatment. Figures in italics indicate the base number of FP17s or Patient Questionnaire responses are less than 100. N/A is shown where the base number of responses is less than 10 during the period. % is calculated as Quantity/Base number*100

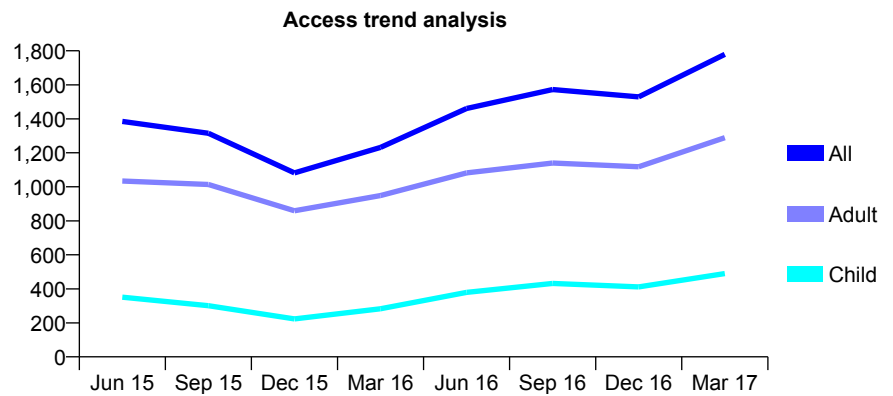
Q47 - Vital Signs At a Glance Contract Report for 366102/0004 - March 2017

Name or company name	MR A RAFIQ
Contract type name	GDS Contract
Purpose of contract	General
Contract start date	17/12/2010
Contract end date	

16/17 Contracted general activity (UDA)	6,854
Carry forward general activity (UDA)	128
16/17 Contracted orthodontic activity (UOA)	0
Carry forward orthodontic activity (UOA)	0
Baseline contract value	£164,026.91

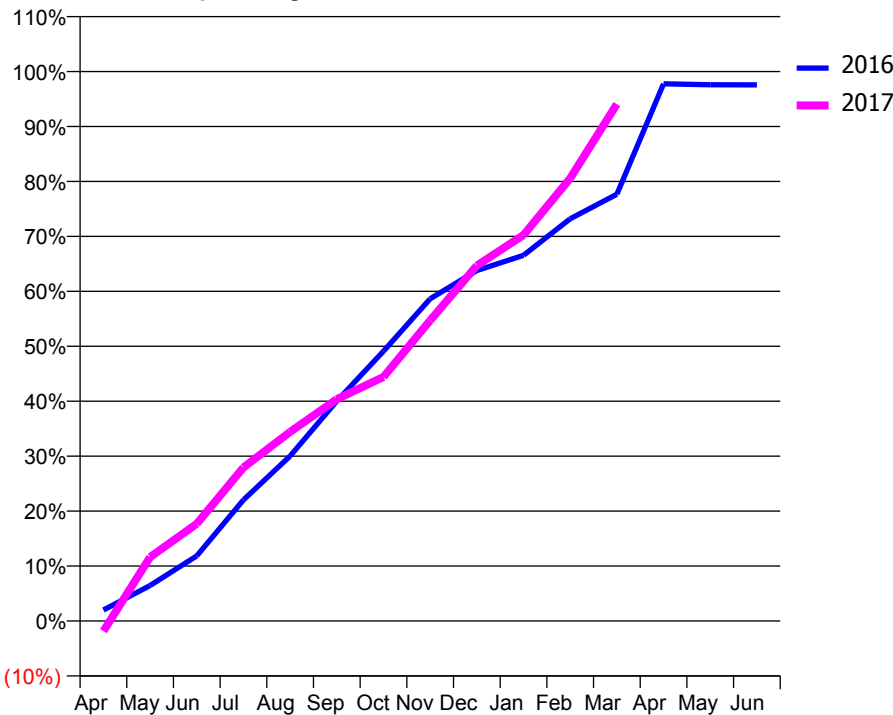
ACCESS*

Patients seen in 24 months	Total	Change since previous quarter
Quarter ending March 2016	1,232	
Quarter ending June 2016	1,461	↑
Quarter ending September 2016	1,572	↑
Quarter ending December 2016	1,529	↓
Quarter ending March 2017	1,779	↑
Variance since March 2016	44.4%	↑



ACTIVITY

Cumulative percentage of contracted UDA delivered 2016 & 2017



Month	Adjusted Scheduled Activity (UDA)	
	2016	2017
April	105	-128
May	340	797
June	623	1,213
July	1,159	1,916
August	1,579	2,359
September	2,104	2,767
October	2,581	3,045
November	3,083	3,750
December	3,354	4,433
January	3,499	4,815
February	3,849	5,523
March	4,084	6,448
April	5,140	
May	5,131	
June	5,130	

QUALITY

	Quantity	Base Number	Contract	AT	Region	England
% of FP17s for the same patient ID Re-attending within 3 months - Children	38	914	4.2%	13.2%	13.3%	12.3%
% of FP17s for the same patient ID Re-attending within 3 months - Adults	232	2,257	10.3%	17.3%	17.3%	16.7%
% of FP17s for the same patient ID Re-attending between 3 & 9 months - Children	172	914	18.8%	56.9%	58.9%	57.6%
% of FP17s for the same patient ID Re-attending between 3 & 9 months - Adults	526	2,257	23.3%	50.6%	52.2%	50.1%
% of FP17s for Band 1 Urgent Courses	262	2,743	9.6%	10.9%	9.2%	9.1%
% of FP17s Relating to Free Repair or Replacements	21	2,743	0.8%	0.9%	1.0%	0.8%
% of FP17s Relating to Continuations	17	2,743	0.6%	1.2%	1.4%	1.2%
% of Patients satisfied with the dentistry they have received	8	9	N/A	92.2%	93.1%	92.8%
% of Patients satisfied with the time they had to wait for an appointment	8	9	N/A	88.3%	89.5%	88.7%

* This is based on patients treated on this contract for their most recent course of treatment. Figures in italics indicate the base number of FP17s or Patient Questionnaire responses are less than 100. N/A is shown where the base number of responses is less than 10 during the period. % is calculated as Quantity/Base number*100

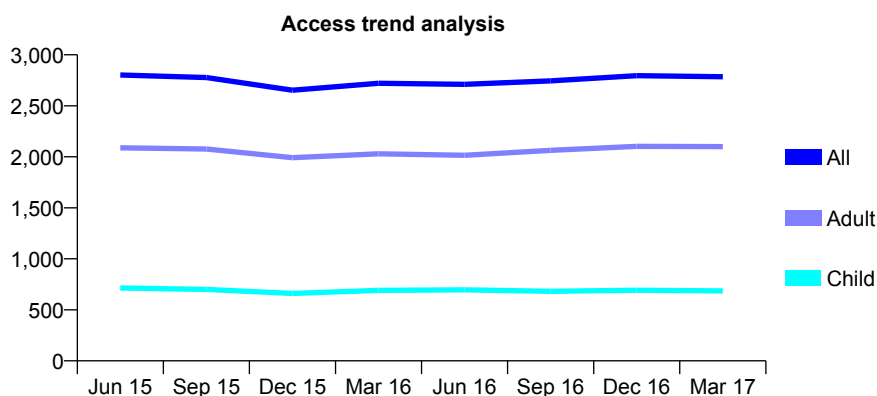
Q47 - Vital Signs At a Glance Contract Report for 565938/0001 - March 2017

Name or company name	MR SR BASS
Contract type name	GDS Contract
Purpose of contract	General
Contract start date	01/04/2006
Contract end date	

16/17 Contracted general activity (UDA)	8,759
Carry forward general activity (UDA)	0
16/17 Contracted orthodontic activity (UOA)	0
Carry forward orthodontic activity (UOA)	0
Baseline contract value	£248,155.70

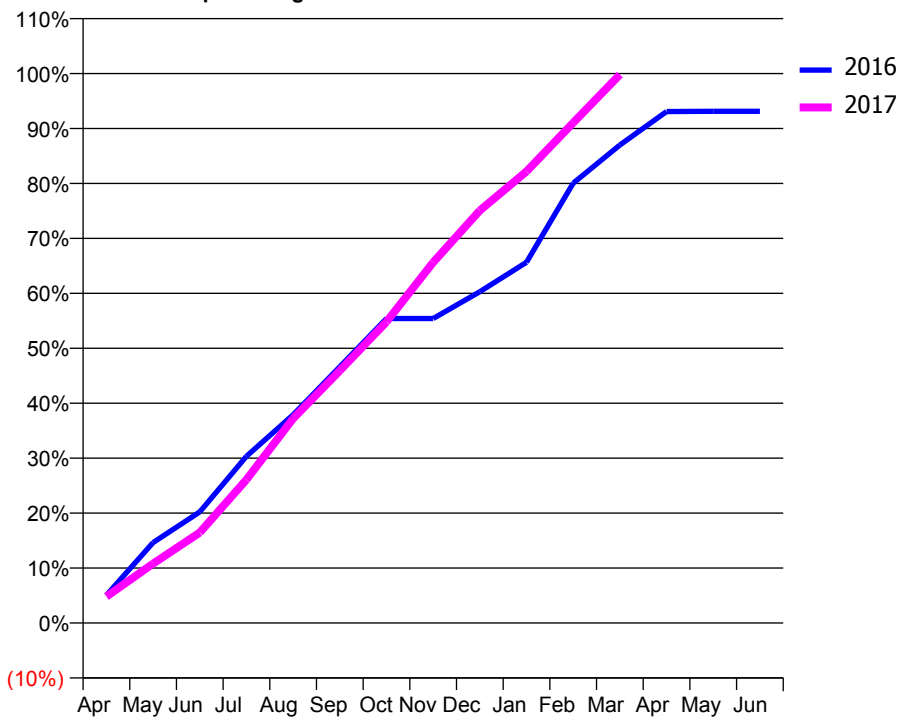
ACCESS*

Patients seen in 24 months	Total	Change since previous quarter
Quarter ending March 2016	2,721	
Quarter ending June 2016	2,711	→
Quarter ending September 2016	2,745	→
Quarter ending December 2016	2,795	→
Quarter ending March 2017	2,785	→
Variance since March 2016	2.4%	↑



ACTIVITY

Cumulative percentage of contracted UDA delivered 2016 & 2017



Month	Adjusted Scheduled Activity (UDA)	
	2016	2017
April	443	422
May	1,283	948
June	1,771	1,441
July	2,658	2,286
August	3,319	3,260
September	4,085	4,023
October	4,853	4,801
November	4,853	5,748
December	5,281	6,575
January	5,751	7,198
February	7,011	7,973
March	7,618	8,740
April	8,152	
May	8,157	
June	8,157	

QUALITY

	Quantity	Base Number	Contract	AT	Region	England
% of FP17s for the same patient ID Re-attending within 3 months - Children	131	1,064	12.3%	13.2%	13.3%	12.3%
% of FP17s for the same patient ID Re-attending within 3 months - Adults	430	2,705	15.9%	17.3%	17.3%	16.7%
% of FP17s for the same patient ID Re-attending between 3 & 9 months - Children	505	1,064	47.5%	56.9%	58.9%	57.6%
% of FP17s for the same patient ID Re-attending between 3 & 9 months - Adults	983	2,705	36.3%	50.6%	52.2%	50.1%
% of FP17s for Band 1 Urgent Courses	291	3,550	8.2%	10.9%	9.2%	9.1%
% of FP17s Relating to Free Repair or Replacements	33	3,550	0.9%	0.9%	1.0%	0.8%
% of FP17s Relating to Continuations	66	3,550	1.9%	1.2%	1.4%	1.2%
% of Patients satisfied with the dentistry they have received	7	9	N/A	92.2%	93.1%	92.8%
% of Patients satisfied with the time they had to wait for an appointment	8	9	N/A	88.3%	89.5%	88.7%

* This is based on patients treated on this contract for their most recent course of treatment. Figures in italics indicate the base number of FP17s or Patient Questionnaire responses are less than 100. N/A is shown where the base number of responses is less than 10 during the period. % is calculated as Quantity/Base number*100

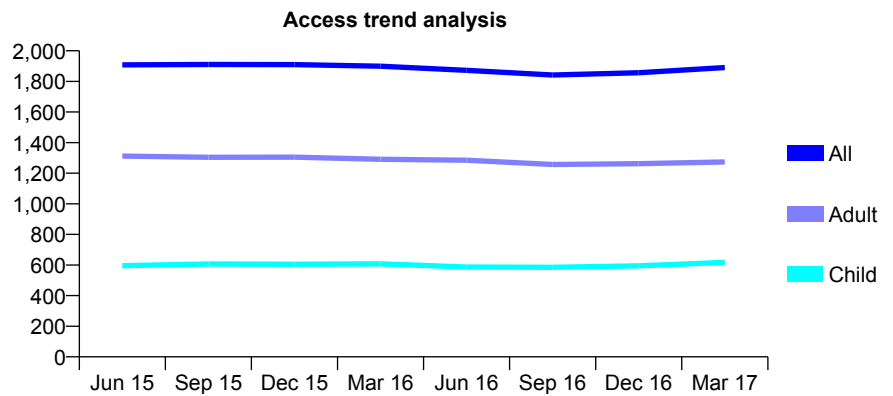
Q47 - Vital Signs At a Glance Contract Report for 565938/0002 - March 2017

Name or company name	MR SR BASS
Contract type name	GDS Contract
Purpose of contract	General
Contract start date	20/08/2007
Contract end date	

16/17 Contracted general activity (UDA)	6,003
Carry forward general activity (UDA)	40
16/17 Contracted orthodontic activity (UOA)	0
Carry forward orthodontic activity (UOA)	0
Baseline contract value	£155,936.01

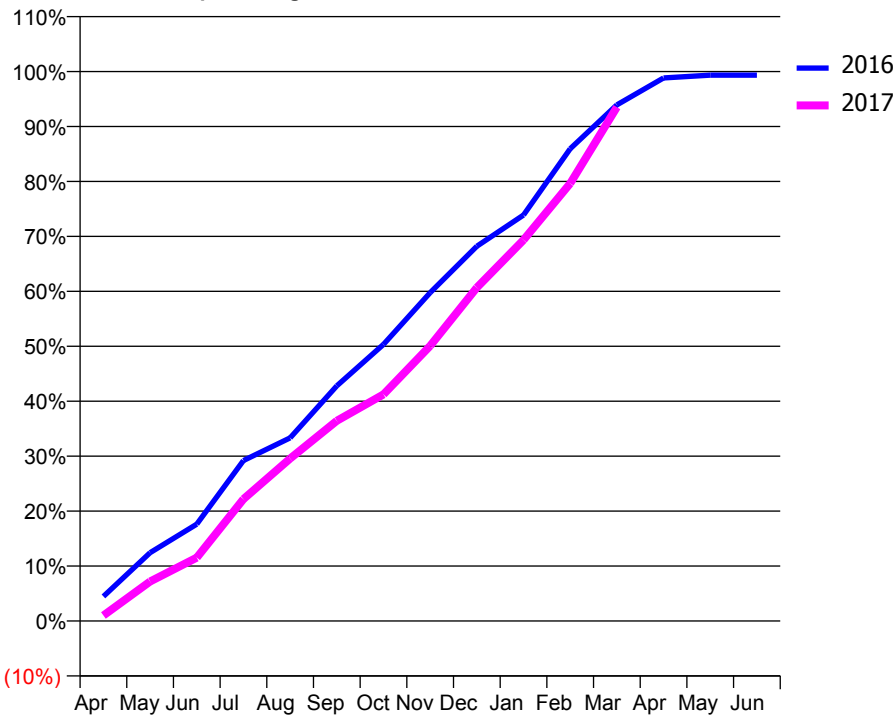
ACCESS*

Patients seen in 24 months	Total	Change since previous quarter
Quarter ending March 2016	1,899	
Quarter ending June 2016	1,872	↓
Quarter ending September 2016	1,842	↓
Quarter ending December 2016	1,857	→
Quarter ending March 2017	1,891	→
Variance since March 2016	(0.4%)	→



ACTIVITY

Cumulative percentage of contracted UDA delivered 2016 & 2017



Month	Adjusted Scheduled Activity (UDA)	
	2016	2017
April	269	60
May	746	432
June	1,058	692
July	1,754	1,332
August	2,000	1,775
September	2,569	2,188
October	3,022	2,476
November	3,587	3,006
December	4,094	3,643
January	4,436	4,162
February	5,159	4,780
March	5,639	5,613
April	5,933	
May	5,963	
June	5,963	

QUALITY

	Quantity	Base Number	Contract	AT	Region	England
% of FP17s for the same patient ID Re-attending within 3 months - Children	60	769	7.8%	13.2%	13.3%	12.3%
% of FP17s for the same patient ID Re-attending within 3 months - Adults	226	1,584	14.3%	17.3%	17.3%	16.7%
% of FP17s for the same patient ID Re-attending between 3 & 9 months - Children	346	769	45.0%	56.9%	58.9%	57.6%
% of FP17s for the same patient ID Re-attending between 3 & 9 months - Adults	617	1,584	39.0%	50.6%	52.2%	50.1%
% of FP17s for Band 1 Urgent Courses	111	2,225	5.0%	10.9%	9.2%	9.1%
% of FP17s Relating to Free Repair or Replacements	9	2,225	0.4%	0.9%	1.0%	0.8%
% of FP17s Relating to Continuations	45	2,225	2.0%	1.2%	1.4%	1.2%
% of Patients satisfied with the dentistry they have received	4	4	N/A	92.2%	93.1%	92.8%
% of Patients satisfied with the time they had to wait for an appointment	4	4	N/A	88.3%	89.5%	88.7%

* This is based on patients treated on this contract for their most recent course of treatment. Figures in italics indicate the base number of FP17s or Patient Questionnaire responses are less than 100. N/A is shown where the base number of responses is less than 10 during the period. % is calculated as Quantity/Base number*100

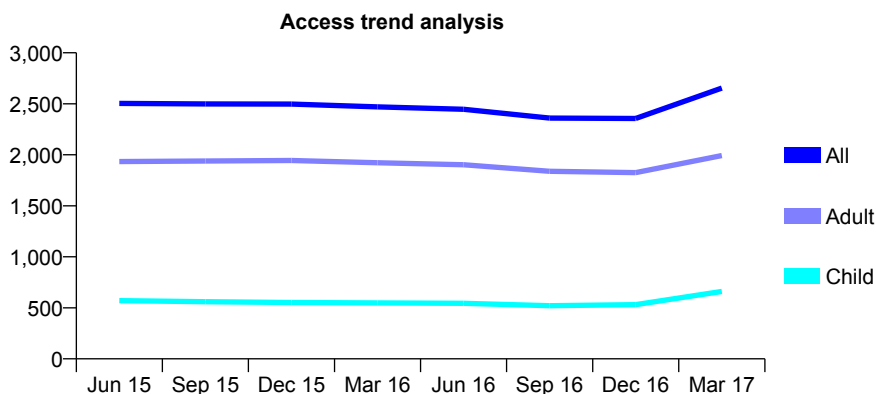
Q47 - Vital Signs At a Glance Contract Report for 567256/0001 - March 2017

Name or company name	Mr Zuber Bagasi
Contract type name	GDS Contract
Purpose of contract	General
Contract start date	01/04/2006
Contract end date	

16/17 Contracted general activity (UDA)	7,600
Carry forward general activity (UDA)	50
16/17 Contracted orthodontic activity (UOA)	0
Carry forward orthodontic activity (UOA)	0
Baseline contract value	£186,970.31

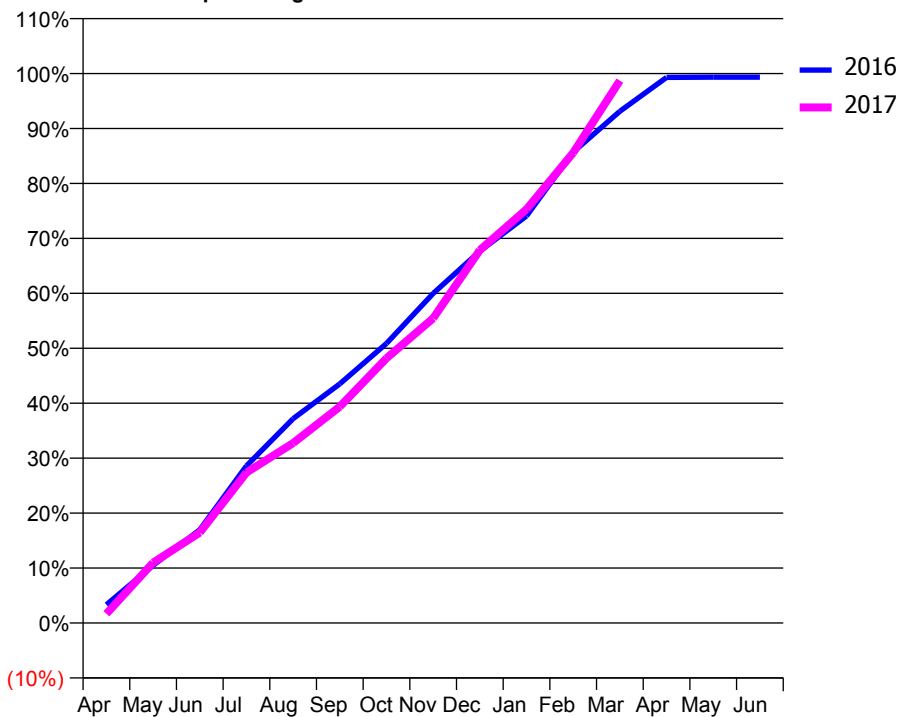
ACCESS*

Patients seen in 24 months	Total	Change since previous quarter
Quarter ending March 2016	2,470	
Quarter ending June 2016	2,446	→
Quarter ending September 2016	2,360	↓
Quarter ending December 2016	2,356	→
Quarter ending March 2017	2,654	↑
Variance since March 2016	7.4%	↑



ACTIVITY

Cumulative percentage of contracted UDA delivered 2016 & 2017



Month	Adjusted Scheduled Activity (UDA)	
	2016	2017
April	253	128
May	798	835
June	1,290	1,251
July	2,174	2,082
August	2,827	2,489
September	3,308	2,993
October	3,866	3,662
November	4,559	4,215
December	5,144	5,158
January	5,629	5,722
February	6,513	6,504
March	7,078	7,501
April	7,546	
May	7,550	
June	7,550	

QUALITY

	Quantity	Base Number	Contract	AT	Region	England
% of FP17s for the same patient ID Re-attending within 3 months - Children	51	822	6.2%	13.2%	13.3%	12.3%
% of FP17s for the same patient ID Re-attending within 3 months - Adults	402	2,438	16.5%	17.3%	17.3%	16.7%
% of FP17s for the same patient ID Re-attending between 3 & 9 months - Children	332	822	40.4%	56.9%	58.9%	57.6%
% of FP17s for the same patient ID Re-attending between 3 & 9 months - Adults	937	2,438	38.4%	50.6%	52.2%	50.1%
% of FP17s for Band 1 Urgent Courses	145	3,069	4.7%	10.9%	9.2%	9.1%
% of FP17s Relating to Free Repair or Replacements	33	3,069	1.1%	0.9%	1.0%	0.8%
% of FP17s Relating to Continuations	31	3,069	1.0%	1.2%	1.4%	1.2%
% of Patients satisfied with the dentistry they have received	6	6	N/A	92.2%	93.1%	92.8%
% of Patients satisfied with the time they had to wait for an appointment	6	6	N/A	88.3%	89.5%	88.7%

* This is based on patients treated on this contract for their most recent course of treatment. Figures in italics indicate the base number of FP17s or Patient Questionnaire responses are less than 100. N/A is shown where the base number of responses is less than 10 during the period. % is calculated as Quantity/Base number*100

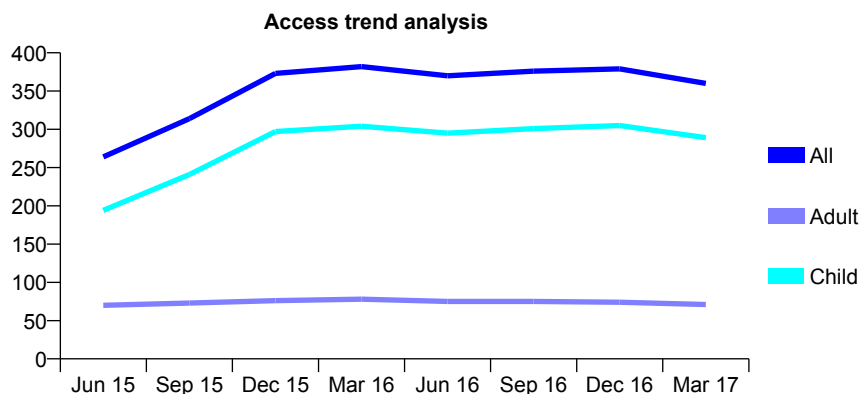
Q47 - Vital Signs At a Glance Contract Report for 570656/0001 - March 2017

Name or company name	MR M WILKINSON
Contract type name	GDS Contract
Purpose of contract	General
Contract start date	01/04/2006
Contract end date	

16/17 Contracted general activity (UDA)	720
Carry forward general activity (UDA)	0
16/17 Contracted orthodontic activity (UOA)	0
Carry forward orthodontic activity (UOA)	0
Baseline contract value	£16,304.27

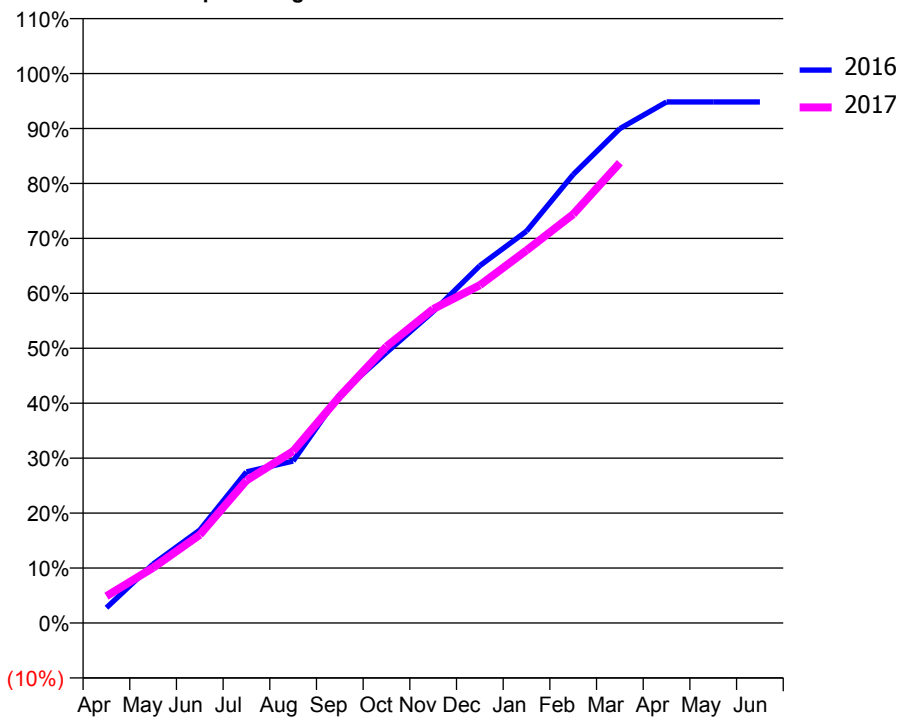
ACCESS*

Patients seen in 24 months	Total	Change since previous quarter
Quarter ending March 2016	382	
Quarter ending June 2016	370	↓
Quarter ending September 2016	376	→
Quarter ending December 2016	379	→
Quarter ending March 2017	360	↓
Variance since March 2016	(5.8%)	↓



ACTIVITY

Cumulative percentage of contracted UDA delivered 2016 & 2017



Month	Adjusted Scheduled Activity (UDA)	
	2016	2017
April	20	35
May	77	72
June	122	116
July	198	187
August	212	225
September	299	297
October	354	362
November	408	411
December	468	443
January	513	488
February	588	536
March	648	603
April	683	
May	683	
June	683	

QUALITY

	Quantity	Base Number	Contract	AT	Region	England
% of FP17s for the same patient ID Re-attending within 3 months - Children	30	502	6.0%	13.2%	13.3%	12.3%
% of FP17s for the same patient ID Re-attending within 3 months - Adults	6	58	10.3%	17.3%	17.3%	16.7%
% of FP17s for the same patient ID Re-attending between 3 & 9 months - Children	356	502	70.9%	56.9%	58.9%	57.6%
% of FP17s for the same patient ID Re-attending between 3 & 9 months - Adults	34	58	58.6%	50.6%	52.2%	50.1%
% of FP17s for Band 1 Urgent Courses	20	531	3.8%	10.9%	9.2%	9.1%
% of FP17s Relating to Free Repair or Replacements	0	531	0.0%	0.9%	1.0%	0.8%
% of FP17s Relating to Continuations	0	531	0.0%	1.2%	1.4%	1.2%
% of Patients satisfied with the dentistry they have received	3	3	N/A	92.2%	93.1%	92.8%
% of Patients satisfied with the time they had to wait for an appointment	3	3	N/A	88.3%	89.5%	88.7%

* This is based on patients treated on this contract for their most recent course of treatment. Figures in italics indicate the base number of FP17s or Patient Questionnaire responses are less than 100. N/A is shown where the base number of responses is less than 10 during the period. % is calculated as Quantity/Base number*100

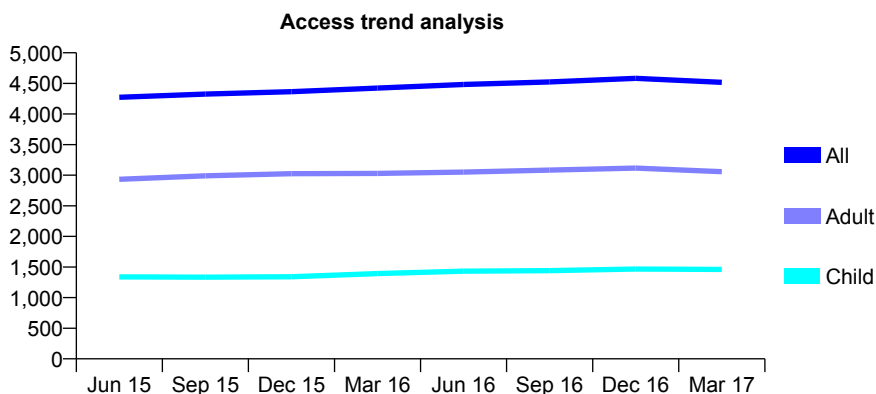
Q47 - Vital Signs At a Glance Contract Report for 572608/0001 - March 2017

Name or company name	Mr A Malik
Contract type name	GDS Contract
Purpose of contract	General
Contract start date	01/04/2006
Contract end date	

16/17 Contracted general activity (UDA)	12,946
Carry forward general activity (UDA)	-242
16/17 Contracted orthodontic activity (UOA)	0
Carry forward orthodontic activity (UOA)	0
Baseline contract value	£369,651.83

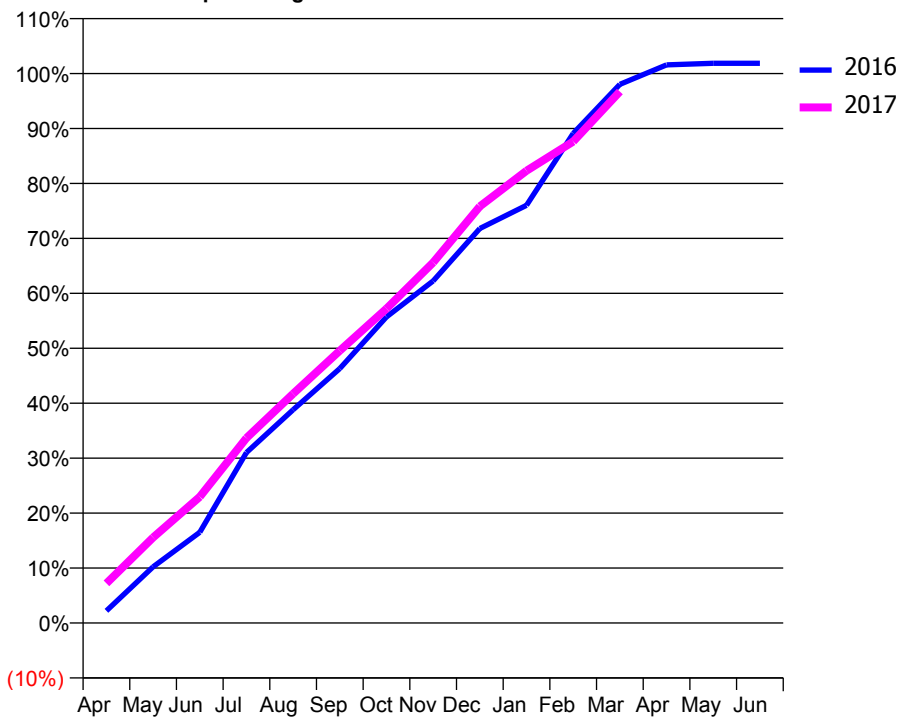
ACCESS*

Patients seen in 24 months	Total	Change since previous quarter
Quarter ending March 2016	4,423	
Quarter ending June 2016	4,483	→
Quarter ending September 2016	4,524	→
Quarter ending December 2016	4,583	→
Quarter ending March 2017	4,518	↓
Variance since March 2016	2.1%	↑



ACTIVITY

Cumulative percentage of contracted UDA delivered 2016 & 2017



Month	Adjusted Scheduled Activity (UDA)	
	2016	2017
April	288	934
May	1,323	2,016
June	2,138	2,972
July	4,016	4,359
August	5,024	5,403
September	5,996	6,416
October	7,210	7,406
November	8,059	8,492
December	9,294	9,817
January	9,840	10,653
February	11,535	11,344
March	12,689	12,522
April	13,148	
May	13,186	
June	13,188	

QUALITY

	Quantity	Base Number	Contract	AT	Region	England
% of FP17s for the same patient ID Re-attending within 3 months - Children	176	1,805	9.8%	13.2%	13.3%	12.3%
% of FP17s for the same patient ID Re-attending within 3 months - Adults	752	3,781	19.9%	17.3%	17.3%	16.7%
% of FP17s for the same patient ID Re-attending between 3 & 9 months - Children	875	1,805	48.5%	56.9%	58.9%	57.6%
% of FP17s for the same patient ID Re-attending between 3 & 9 months - Adults	1,603	3,781	42.4%	50.6%	52.2%	50.1%
% of FP17s for Band 1 Urgent Courses	621	5,320	11.7%	10.9%	9.2%	9.1%
% of FP17s Relating to Free Repair or Replacements	65	5,320	1.2%	0.9%	1.0%	0.8%
% of FP17s Relating to Continuations	86	5,320	1.6%	1.2%	1.4%	1.2%
% of Patients satisfied with the dentistry they have received	4	5	N/A	92.2%	93.1%	92.8%
% of Patients satisfied with the time they had to wait for an appointment	4	5	N/A	88.3%	89.5%	88.7%

* This is based on patients treated on this contract for their most recent course of treatment. Figures in italics indicate the base number of FP17s or Patient Questionnaire responses are less than 100. N/A is shown where the base number of responses is less than 10 during the period. % is calculated as Quantity/Base number*100

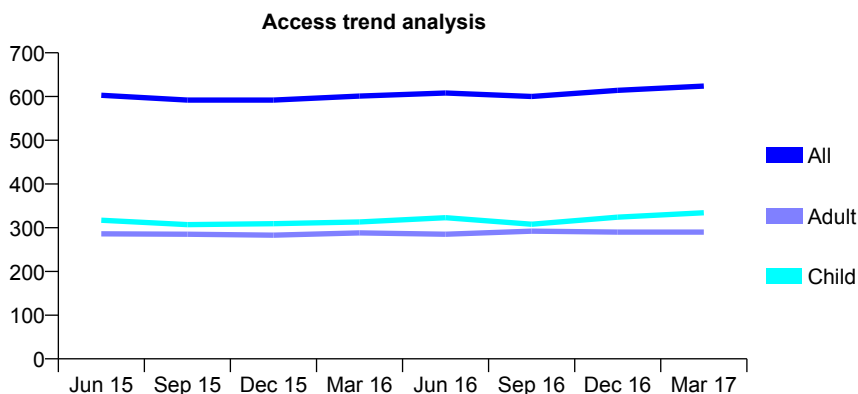
Q47 - Vital Signs At a Glance Contract Report for 574651/0001 - March 2017

Name or company name	MISS CL ALLEN
Contract type name	GDS Contract
Purpose of contract	General
Contract start date	01/04/2006
Contract end date	

16/17 Contracted general activity (UDA)	1,561
Carry forward general activity (UDA)	-9
16/17 Contracted orthodontic activity (UOA)	0
Carry forward orthodontic activity (UOA)	0
Baseline contract value	£42,105.06

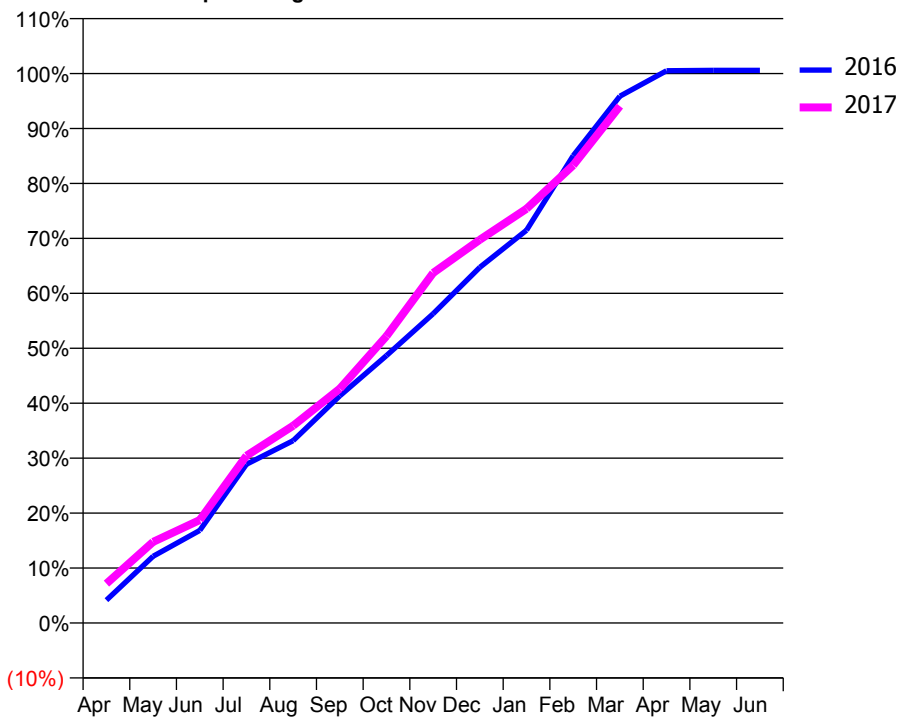
ACCESS*

Patients seen in 24 months	Total	Change since previous quarter
Quarter ending March 2016	601	
Quarter ending June 2016	608	→
Quarter ending September 2016	600	↓
Quarter ending December 2016	614	↑
Quarter ending March 2017	624	→
Variance since March 2016	3.8%	↑



ACTIVITY

Cumulative percentage of contracted UDA delivered 2016 & 2017



Month	Adjusted Scheduled Activity (UDA)	
	2016	2017
April	65	112
May	190	230
June	263	293
July	451	475
August	518	561
September	645	666
October	760	815
November	879	995
December	1,011	1,089
January	1,116	1,177
February	1,327	1,300
March	1,496	1,469
April	1,569	
May	1,570	
June	1,570	

QUALITY

	Quantity	Base Number	Contract	AT	Region	England
% of FP17s for the same patient ID Re-attending within 3 months - Children	53	576	9.2%	13.2%	13.3%	12.3%
% of FP17s for the same patient ID Re-attending within 3 months - Adults	44	387	11.4%	17.3%	17.3%	16.7%
% of FP17s for the same patient ID Re-attending between 3 & 9 months - Children	393	576	68.2%	56.9%	58.9%	57.6%
% of FP17s for the same patient ID Re-attending between 3 & 9 months - Adults	221	387	57.1%	50.6%	52.2%	50.1%
% of FP17s for Band 1 Urgent Courses	53	904	5.9%	10.9%	9.2%	9.1%
% of FP17s Relating to Free Repair or Replacements	0	904	0.0%	0.9%	1.0%	0.8%
% of FP17s Relating to Continuations	0	904	0.0%	1.2%	1.4%	1.2%
% of Patients satisfied with the dentistry they have received	2	2	N/A	92.2%	93.1%	92.8%
% of Patients satisfied with the time they had to wait for an appointment	2	2	N/A	88.3%	89.5%	88.7%

* This is based on patients treated on this contract for their most recent course of treatment. Figures in italics indicate the base number of FP17s or Patient Questionnaire responses are less than 100. N/A is shown where the base number of responses is less than 10 during the period. % is calculated as Quantity/Base number*100

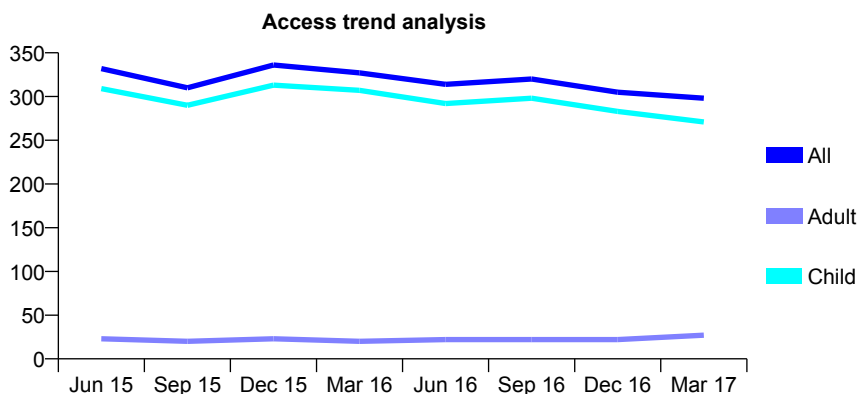
Q47 - Vital Signs At a Glance Contract Report for 575577/0001 - March 2017

Name or company name	MR JR VALENTINE
Contract type name	GDS Contract
Purpose of contract	General
Contract start date	01/04/2006
Contract end date	

16/17 Contracted general activity (UDA)	600
Carry forward general activity (UDA)	0
16/17 Contracted orthodontic activity (UOA)	0
Carry forward orthodontic activity (UOA)	0
Baseline contract value	£11,052.44

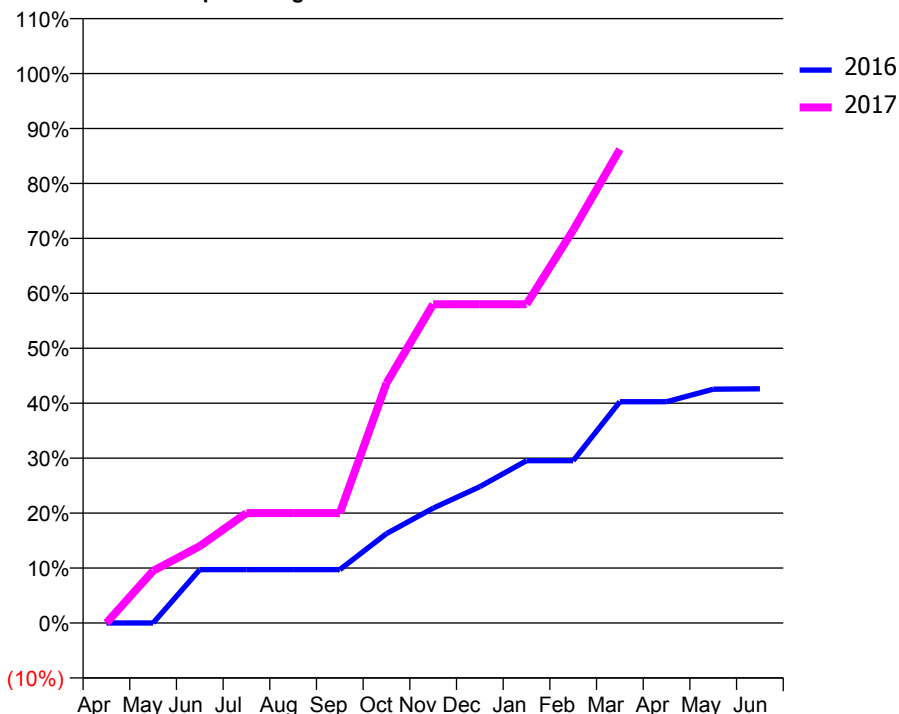
ACCESS*

Patients seen in 24 months	Total	Change since previous quarter
Quarter ending March 2016	327	
Quarter ending June 2016	314	↓
Quarter ending September 2016	320	→
Quarter ending December 2016	305	↓
Quarter ending March 2017	298	↓
Variance since March 2016	(8.9%)	↓



ACTIVITY

Cumulative percentage of contracted UDA delivered 2016 & 2017



Adjusted Scheduled Activity (UDA)

Month	2016	2017
April	0	0
May	0	57
June	107	84
July	107	120
August	107	120
September	107	120
October	179	262
November	230	348
December	273	348
January	325	348
February	325	429
March	443	517
April	443	
May	468	
June	469	

QUALITY

	Quantity	Base Number	Contract	AT	Region	England
% of FP17s for the same patient ID Re-attending within 3 months - Children	35	425	8.2%	13.2%	13.3%	12.3%
% of FP17s for the same patient ID Re-attending within 3 months - Adults	0	2	0.0%	17.3%	17.3%	16.7%
% of FP17s for the same patient ID Re-attending between 3 & 9 months - Children	253	425	59.5%	56.9%	58.9%	57.6%
% of FP17s for the same patient ID Re-attending between 3 & 9 months - Adults	1	2	50.0%	50.6%	52.2%	50.1%
% of FP17s for Band 1 Urgent Courses	1	406	0.2%	10.9%	9.2%	9.1%
% of FP17s Relating to Free Repair or Replacements	0	406	0.0%	0.9%	1.0%	0.8%
% of FP17s Relating to Continuations	0	406	0.0%	1.2%	1.4%	1.2%
% of Patients satisfied with the dentistry they have received	0	0	N/A	92.2%	93.1%	92.8%
% of Patients satisfied with the time they had to wait for an appointment	0	0	N/A	88.3%	89.5%	88.7%

* This is based on patients treated on this contract for their most recent course of treatment. Figures in italics indicate the base number of FP17s or Patient Questionnaire responses are less than 100. N/A is shown where the base number of responses is less than 10 during the period. % is calculated as Quantity/Base number*100

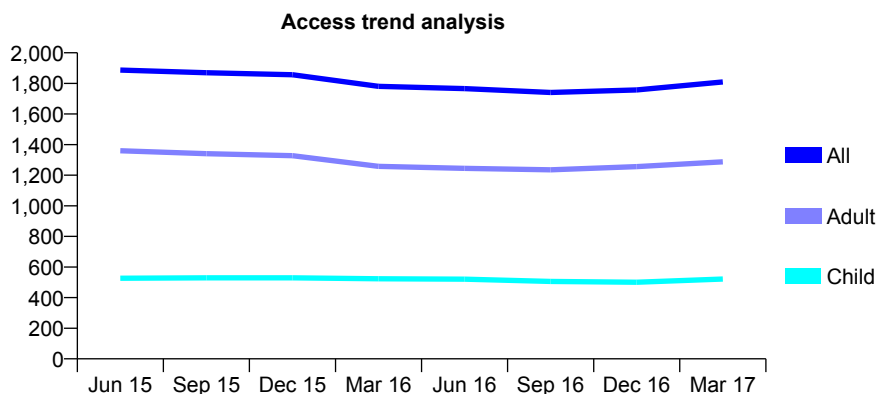
Q47 - Vital Signs At a Glance Contract Report for 604860/0001 - March 2017

Name or company name	MR SA BATE
Contract type name	GDS Contract
Purpose of contract	General
Contract start date	01/10/2010
Contract end date	

16/17 Contracted general activity (UDA)	7,000
Carry forward general activity (UDA)	236
16/17 Contracted orthodontic activity (UOA)	0
Carry forward orthodontic activity (UOA)	0
Baseline contract value	£171,130.78

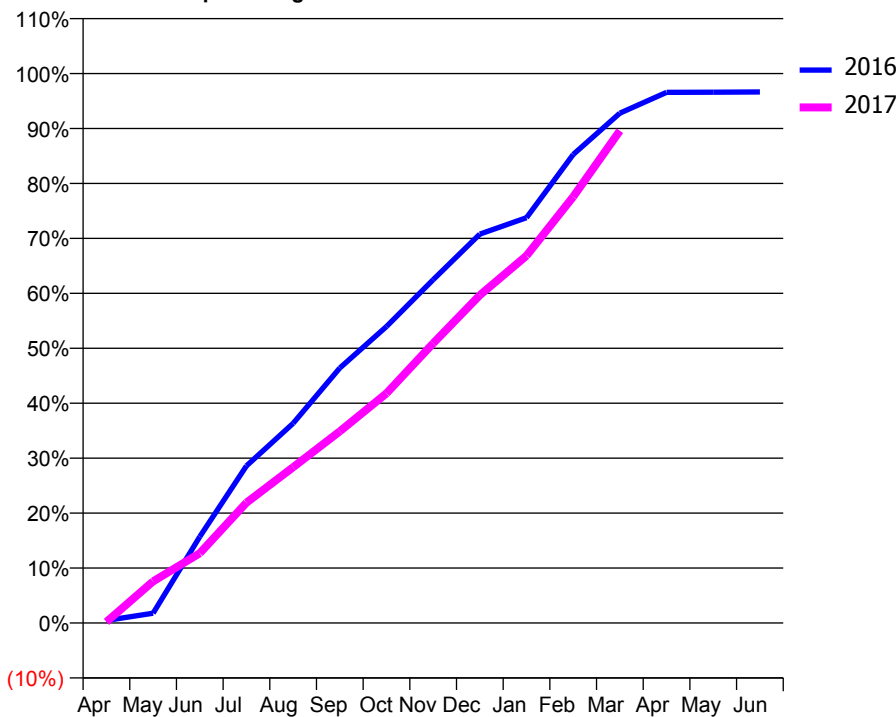
ACCESS*

Patients seen in 24 months	Total	Change since previous quarter
Quarter ending March 2016	1,781	
Quarter ending June 2016	1,766	→
Quarter ending September 2016	1,741	↓
Quarter ending December 2016	1,757	→
Quarter ending March 2017	1,810	↑
Variance since March 2016	1.6%	→



ACTIVITY

Cumulative percentage of contracted UDA delivered 2016 & 2017



Month	Adjusted Scheduled Activity (UDA)	
	2016	2017
April	32	15
May	125	531
June	1,100	889
July	2,002	1,533
August	2,545	1,985
September	3,248	2,442
October	3,777	2,926
November	4,373	3,562
December	4,953	4,176
January	5,163	4,678
February	5,969	5,430
March	6,495	6,271
April	6,760	
May	6,761	
June	6,764	

QUALITY

	Quantity	Base Number	Contract	AT	Region	England
% of FP17s for the same patient ID Re-attending within 3 months - Children	154	1,110	13.9%	13.2%	13.3%	12.3%
% of FP17s for the same patient ID Re-attending within 3 months - Adults	459	2,355	19.5%	17.3%	17.3%	16.7%
% of FP17s for the same patient ID Re-attending between 3 & 9 months - Children	758	1,110	68.3%	56.9%	58.9%	57.6%
% of FP17s for the same patient ID Re-attending between 3 & 9 months - Adults	1,402	2,355	59.5%	50.6%	52.2%	50.1%
% of FP17s for Band 1 Urgent Courses	198	3,327	6.0%	10.9%	9.2%	9.1%
% of FP17s Relating to Free Repair or Replacements	57	3,327	1.7%	0.9%	1.0%	0.8%
% of FP17s Relating to Continuations	28	3,327	0.8%	1.2%	1.4%	1.2%
% of Patients satisfied with the dentistry they have received	7	7	N/A	92.2%	93.1%	92.8%
% of Patients satisfied with the time they had to wait for an appointment	6	7	N/A	88.3%	89.5%	88.7%

* This is based on patients treated on this contract for their most recent course of treatment. Figures in italics indicate the base number of FP17s or Patient Questionnaire responses are less than 100. N/A is shown where the base number of responses is less than 10 during the period. % is calculated as Quantity/Base number*100

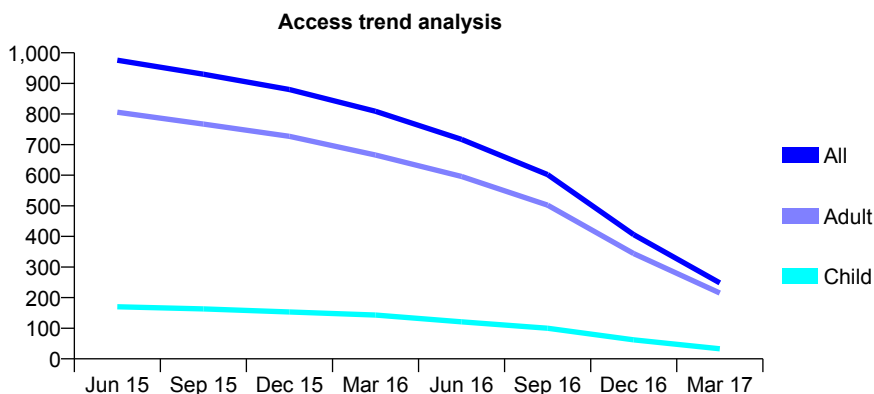
Q47 - Vital Signs At a Glance Contract Report for 629081/0001 - March 2017

Name or company name	MR JM MUSGRAVE
Contract type name	GDS Contract
Purpose of contract	General
Contract start date	01/04/2006
Contract end date	

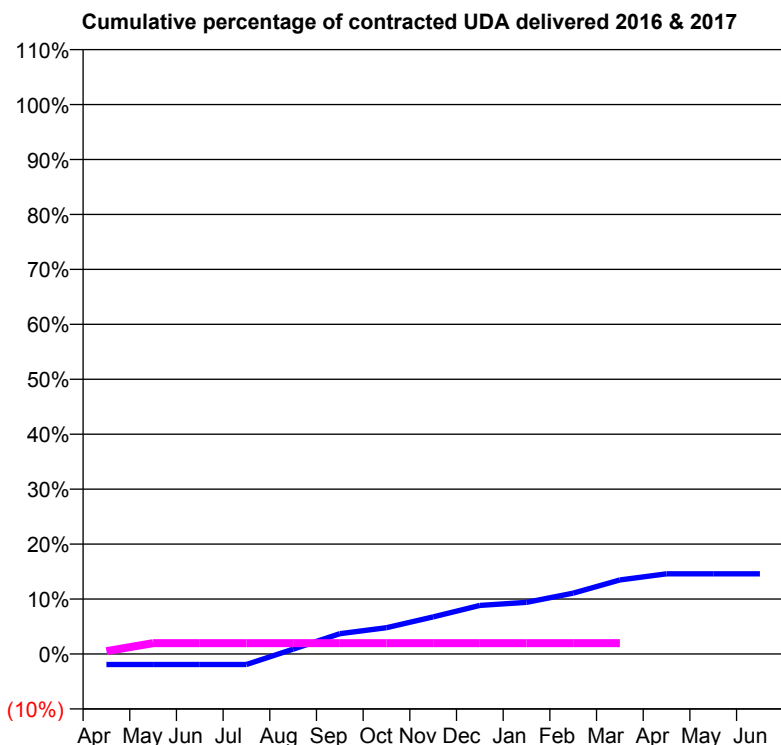
16/17 Contracted general activity (UDA)	5,275
Carry forward general activity (UDA)	0
16/17 Contracted orthodontic activity (UOA)	0
Carry forward orthodontic activity (UOA)	0
Baseline contract value	£121,995.80

ACCESS*

Patients seen in 24 months	Total	Change since previous quarter
Quarter ending March 2016	809	
Quarter ending June 2016	717	↓
Quarter ending September 2016	602	↓
Quarter ending December 2016	406	↓
Quarter ending March 2017	248	↓
Variance since March 2016	(69.3%)	↓



ACTIVITY



Month	Adjusted Scheduled Activity (UDA)	
	2016	2017
April	-102	27
May	-102	104
June	-102	104
July	-102	104
August	47	104
September	195	104
October	253	104
November	357	104
December	466	104
January	496	104
February	585	104
March	711	104
April	770	
May	770	
June	770	

QUALITY

	Quantity	Base Number	Contract	AT	Region	England
% of FP17s for the same patient ID Re-attending within 3 months - Children	0	14	0.0%	13.2%	13.3%	12.3%
% of FP17s for the same patient ID Re-attending within 3 months - Adults	4	62	6.5%	17.3%	17.3%	16.7%
% of FP17s for the same patient ID Re-attending between 3 & 9 months - Children	8	14	57.1%	56.9%	58.9%	57.6%
% of FP17s for the same patient ID Re-attending between 3 & 9 months - Adults	28	62	45.2%	50.6%	52.2%	50.1%
% of FP17s for Band 1 Urgent Courses	6	53	11.3%	10.9%	9.2%	9.1%
% of FP17s Relating to Free Repair or Replacements	0	53	0.0%	0.9%	1.0%	0.8%
% of FP17s Relating to Continuations	1	53	1.9%	1.2%	1.4%	1.2%
% of Patients satisfied with the dentistry they have received	0	0	N/A	92.2%	93.1%	92.8%
% of Patients satisfied with the time they had to wait for an appointment	0	0	N/A	88.3%	89.5%	88.7%

* This is based on patients treated on this contract for their most recent course of treatment. Figures in italics indicate the base number of FP17s or Patient Questionnaire responses are less than 100. N/A is shown where the base number of responses is less than 10 during the period. % is calculated as Quantity/Base number*100

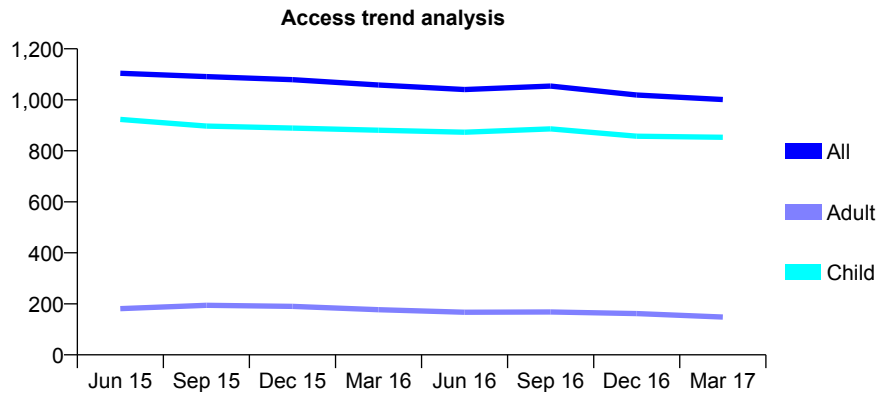
Q47 - Vital Signs At a Glance Contract Report for 629154/0003 - March 2017

Name or company name	MR M DUFFY
Contract type name	GDS Contract
Purpose of contract	General and Orthodontic
Contract start date	01/06/2008
Contract end date	

16/17 Contracted general activity (UDA)	3,050
Carry forward general activity (UDA)	0
16/17 Contracted orthodontic activity (UOA)	1,150
Carry forward orthodontic activity (UOA)	0
Baseline contract value	£154,438.72

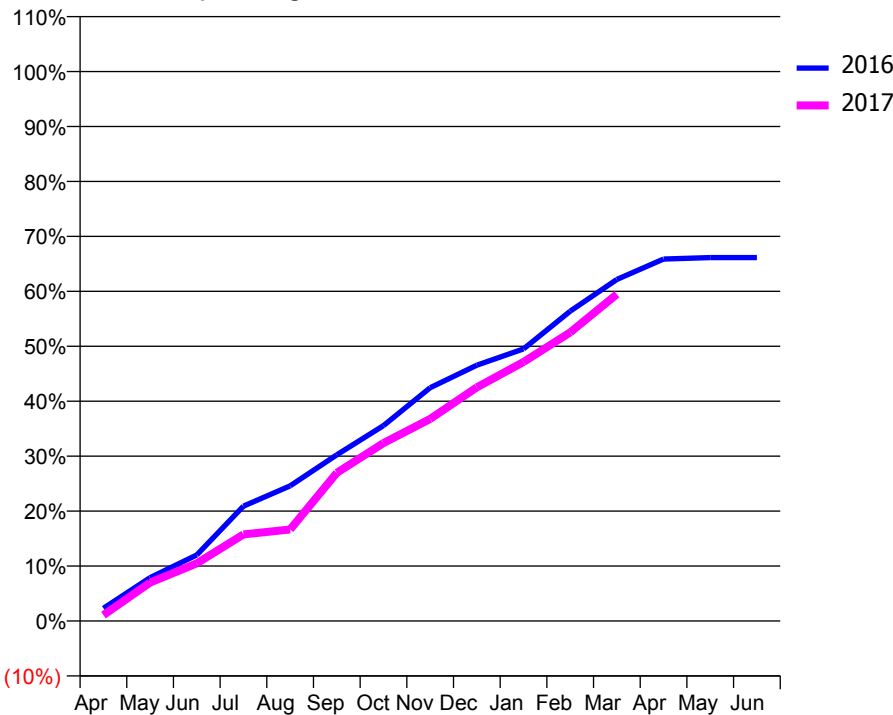
ACCESS*

Patients seen in 24 months	Total	Change since previous quarter
Quarter ending March 2016	1,058	
Quarter ending June 2016	1,040	↓
Quarter ending September 2016	1,054	→
Quarter ending December 2016	1,019	↓
Quarter ending March 2017	1,001	↓
Variance since March 2016	(5.4%)	↓



ACTIVITY

Cumulative percentage of contracted UDA delivered 2016 & 2017



Month	Adjusted Scheduled Activity (UDA)	
	2016	2017
April	71	33
May	241	213
June	367	320
July	638	480
August	750	508
September	922	823
October	1,085	987
November	1,295	1,121
December	1,420	1,297
January	1,510	1,438
February	1,719	1,602
March	1,896	1,813
April	2,009	
May	2,017	
June	2,017	

QUALITY

	Quantity	Base Number	Contract	AT	Region	England
% of FP17s for the same patient ID Re-attending within 3 months - Children	211	1,532	13.8%	13.2%	13.3%	12.3%
% of FP17s for the same patient ID Re-attending within 3 months - Adults	3	38	7.9%	17.3%	17.3%	16.7%
% of FP17s for the same patient ID Re-attending between 3 & 9 months - Children	813	1,532	53.1%	56.9%	58.9%	57.6%
% of FP17s for the same patient ID Re-attending between 3 & 9 months - Adults	17	38	44.7%	50.6%	52.2%	50.1%
% of FP17s for Band 1 Urgent Courses	54	1,359	4.0%	10.9%	9.2%	9.1%
% of FP17s Relating to Free Repair or Replacements	0	1,359	0.0%	0.9%	1.0%	0.8%
% of FP17s Relating to Continuations	1	1,359	0.1%	1.2%	1.4%	1.2%
% of Patients satisfied with the dentistry they have received	0	0	N/A	92.2%	93.1%	92.8%
% of Patients satisfied with the time they had to wait for an appointment	0	0	N/A	88.3%	89.5%	88.7%

* This is based on patients treated on this contract for their most recent course of treatment. Figures in italics indicate the base number of FP17s or Patient Questionnaire responses are less than 100. N/A is shown where the base number of responses is less than 10 during the period. % is calculated as Quantity/Base number*100

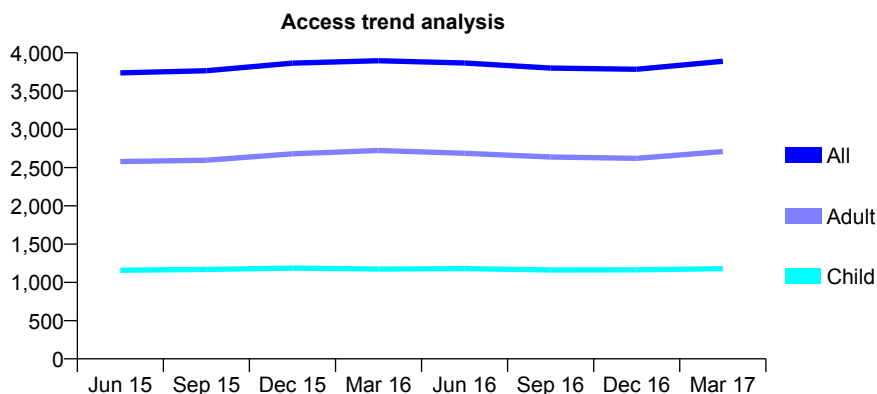
Q47 - Vital Signs At a Glance Contract Report for 629316/0001 - March 2017

Name or company name	Mr Waqar Mohammed
Contract type name	GDS Contract
Purpose of contract	General
Contract start date	01/04/2006
Contract end date	

16/17 Contracted general activity (UDA)	13,319
Carry forward general activity (UDA)	-84
16/17 Contracted orthodontic activity (UOA)	0
Carry forward orthodontic activity (UOA)	0
Baseline contract value	£397,229.95

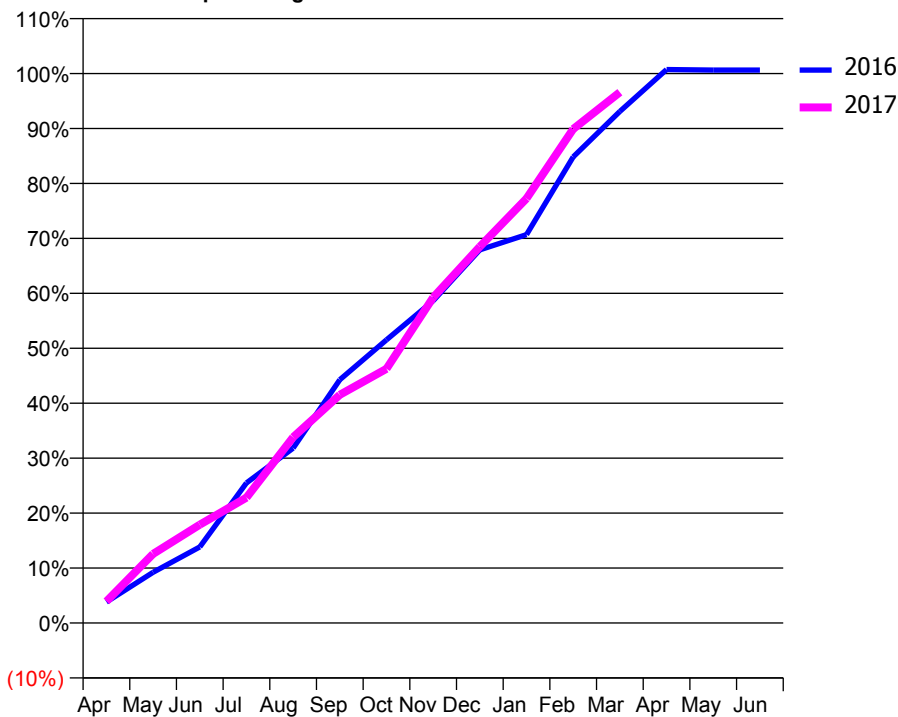
ACCESS*

Patients seen in 24 months	Total	Change since previous quarter
Quarter ending March 2016	3,897	
Quarter ending June 2016	3,866	→
Quarter ending September 2016	3,800	↓
Quarter ending December 2016	3,784	→
Quarter ending March 2017	3,889	↑
Variance since March 2016	(0.2%)	→



ACTIVITY

Cumulative percentage of contracted UDA delivered 2016 & 2017



QUALITY

	Quantity	Base Number	Contract	AT	Region	England
% of FP17s for the same patient ID Re-attending within 3 months - Children	142	1,705	8.3%	13.2%	13.3%	12.3%
% of FP17s for the same patient ID Re-attending within 3 months - Adults	624	3,733	16.7%	17.3%	17.3%	16.7%
% of FP17s for the same patient ID Re-attending between 3 & 9 months - Children	927	1,705	54.4%	56.9%	58.9%	57.6%
% of FP17s for the same patient ID Re-attending between 3 & 9 months - Adults	1,710	3,733	45.8%	50.6%	52.2%	50.1%
% of FP17s for Band 1 Urgent Courses	602	5,063	11.9%	10.9%	9.2%	9.1%
% of FP17s Relating to Free Repair or Replacements	33	5,063	0.7%	0.9%	1.0%	0.8%
% of FP17s Relating to Continuations	76	5,063	1.5%	1.2%	1.4%	1.2%
% of Patients satisfied with the dentistry they have received	23	24	95.8%	92.2%	93.1%	92.8%
% of Patients satisfied with the time they had to wait for an appointment	24	24	100.0%	88.3%	89.5%	88.7%

* This is based on patients treated on this contract for their most recent course of treatment. Figures in italics indicate the base number of FP17s or Patient Questionnaire responses are less than 100. N/A is shown where the base number of responses is less than 10 during the period. % is calculated as Quantity/Base number*100

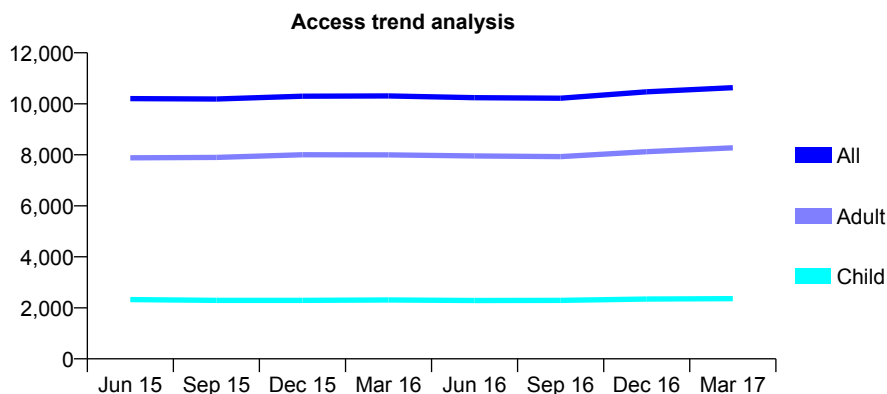
Q47 - Vital Signs At a Glance Contract Report for 635944/0001 - March 2017

Name or company name	Dr J E Cornall and Dr A Giaziri
Contract type name	GDS Contract
Purpose of contract	General
Contract start date	01/04/2006
Contract end date	

16/17 Contracted general activity (UDA)	23,341
Carry forward general activity (UDA)	959
16/17 Contracted orthodontic activity (UOA)	0
Carry forward orthodontic activity (UOA)	0
Baseline contract value	£583,026.43

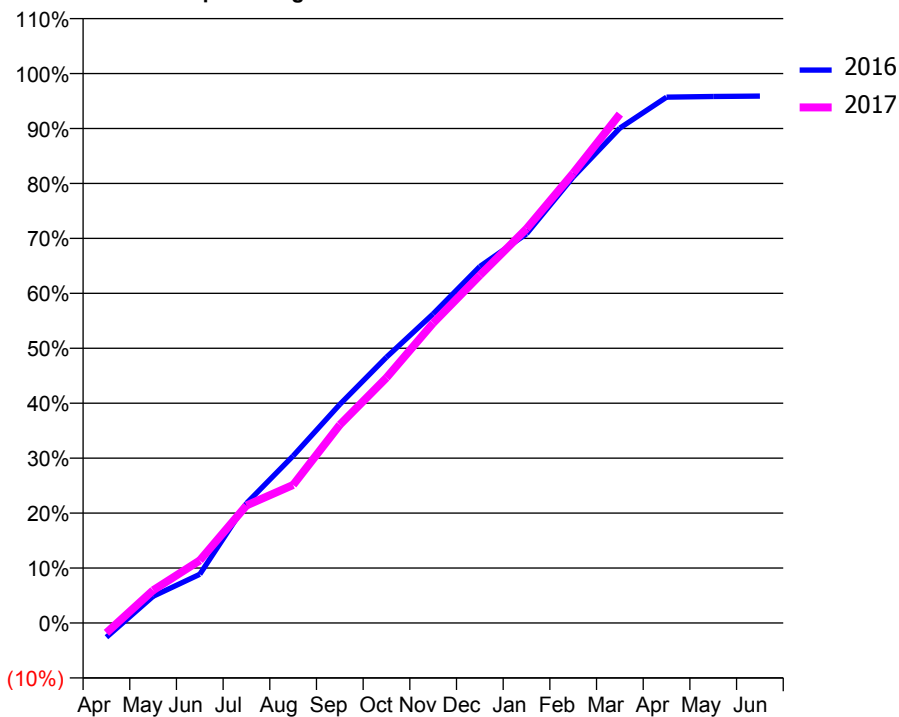
ACCESS*

Patients seen in 24 months	Total	Change since previous quarter
Quarter ending March 2016	10,308	
Quarter ending June 2016	10,238	→
Quarter ending September 2016	10,220	→
Quarter ending December 2016	10,468	↑
Quarter ending March 2017	10,634	→
Variance since March 2016	3.2%	↑



ACTIVITY

Cumulative percentage of contracted UDA delivered 2016 & 2017



Month	Adjusted Scheduled Activity (UDA)	
	2016	2017
April	-607	-423
May	1,134	1,389
June	2,072	2,661
July	5,084	4,990
August	7,099	5,863
September	9,286	8,420
October	11,289	10,421
November	13,132	12,740
December	15,144	14,772
January	16,534	16,744
February	18,941	19,109
March	21,023	21,619
April	22,336	
May	22,364	
June	22,382	

QUALITY

	Quantity	Base Number	Contract	AT	Region	England
% of FP17s for the same patient ID Re-attending within 3 months - Children	208	2,997	6.9%	13.2%	13.3%	12.3%
% of FP17s for the same patient ID Re-attending within 3 months - Adults	1,713	10,175	16.8%	17.3%	17.3%	16.7%
% of FP17s for the same patient ID Re-attending between 3 & 9 months - Children	1,421	2,997	47.4%	56.9%	58.9%	57.6%
% of FP17s for the same patient ID Re-attending between 3 & 9 months - Adults	3,781	10,175	37.2%	50.6%	52.2%	50.1%
% of FP17s for Band 1 Urgent Courses	2,174	12,463	17.4%	10.9%	9.2%	9.1%
% of FP17s Relating to Free Repair or Replacements	31	12,463	0.2%	0.9%	1.0%	0.8%
% of FP17s Relating to Continuations	70	12,463	0.6%	1.2%	1.4%	1.2%
% of Patients satisfied with the dentistry they have received	37	39	94.9%	92.2%	93.1%	92.8%
% of Patients satisfied with the time they had to wait for an appointment	39	39	100.0%	88.3%	89.5%	88.7%

* This is based on patients treated on this contract for their most recent course of treatment. Figures in italics indicate the base number of FP17s or Patient Questionnaire responses are less than 100. N/A is shown where the base number of responses is less than 10 during the period. % is calculated as Quantity/Base number*100

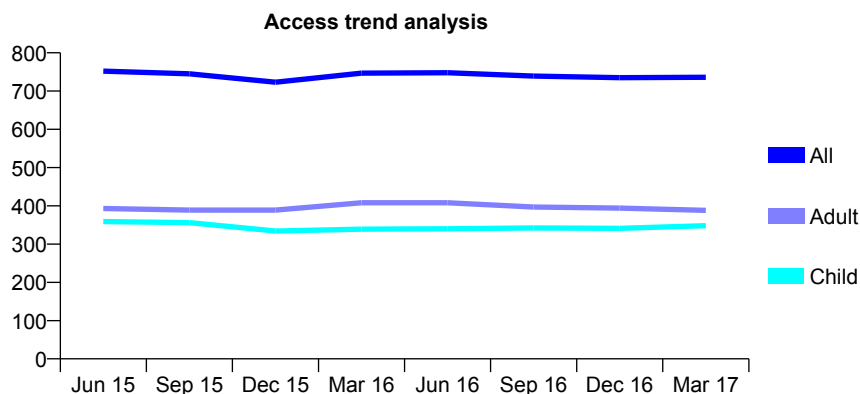
Q47 - Vital Signs At a Glance Contract Report for 635960/0001 - March 2017

Name or company name	MR AP OVENDEN
Contract type name	GDS Contract
Purpose of contract	General
Contract start date	01/04/2006
Contract end date	

16/17 Contracted general activity (UDA)	2,076
Carry forward general activity (UDA)	0
16/17 Contracted orthodontic activity (UOA)	0
Carry forward orthodontic activity (UOA)	0
Baseline contract value	£55,889.99

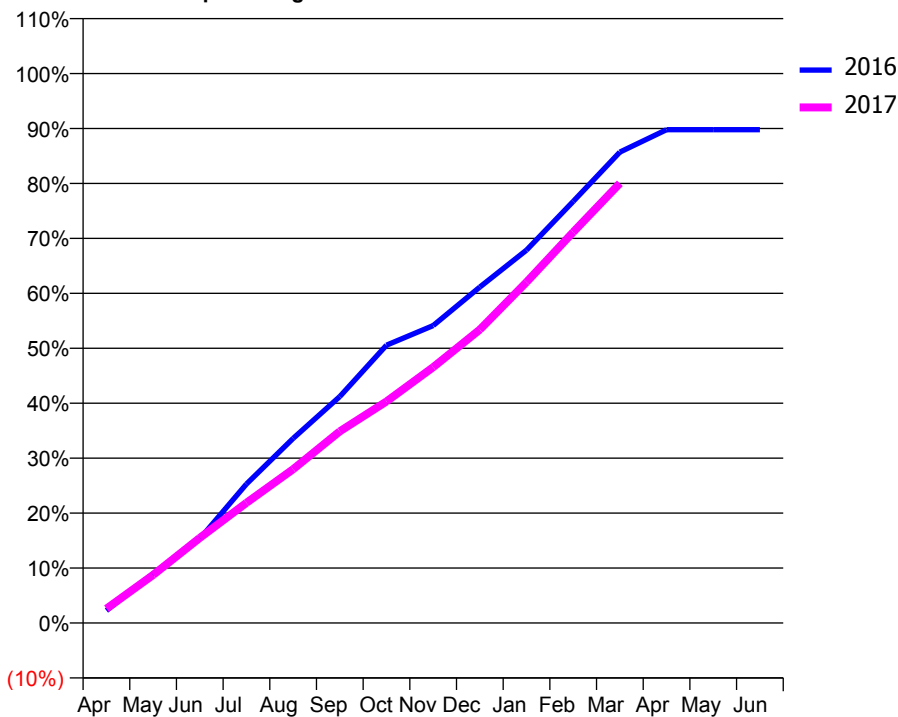
ACCESS*

Patients seen in 24 months	Total	Change since previous quarter
Quarter ending March 2016	747	
Quarter ending June 2016	748	→
Quarter ending September 2016	739	↓
Quarter ending December 2016	735	→
Quarter ending March 2017	736	→
Variance since March 2016	(1.5%)	↓



ACTIVITY

Cumulative percentage of contracted UDA delivered 2016 & 2017



Adjusted Scheduled Activity (UDA)

Month	2016	2017
April	47	54
May	186	181
June	318	322
July	525	454
August	697	581
September	856	724
October	1,050	837
November	1,124	966
December	1,269	1,108
January	1,409	1,288
February	1,593	1,477
March	1,779	1,661
April	1,864	
May	1,864	
June	1,864	

QUALITY

	Quantity	Base Number	Contract	AT	Region	England
% of FP17s for the same patient ID Re-attending within 3 months - Children	22	551	4.0%	13.2%	13.3%	12.3%
% of FP17s for the same patient ID Re-attending within 3 months - Adults	52	489	10.6%	17.3%	17.3%	16.7%
% of FP17s for the same patient ID Re-attending between 3 & 9 months - Children	413	551	75.0%	56.9%	58.9%	57.6%
% of FP17s for the same patient ID Re-attending between 3 & 9 months - Adults	311	489	63.6%	50.6%	52.2%	50.1%
% of FP17s for Band 1 Urgent Courses	12	985	1.2%	10.9%	9.2%	9.1%
% of FP17s Relating to Free Repair or Replacements	0	985	0.0%	0.9%	1.0%	0.8%
% of FP17s Relating to Continuations	1	985	0.1%	1.2%	1.4%	1.2%
% of Patients satisfied with the dentistry they have received	0	0	N/A	92.2%	93.1%	92.8%
% of Patients satisfied with the time they had to wait for an appointment	0	0	N/A	88.3%	89.5%	88.7%

* This is based on patients treated on this contract for their most recent course of treatment. Figures in italics indicate the base number of FP17s or Patient Questionnaire responses are less than 100. N/A is shown where the base number of responses is less than 10 during the period. % is calculated as Quantity/Base number*100

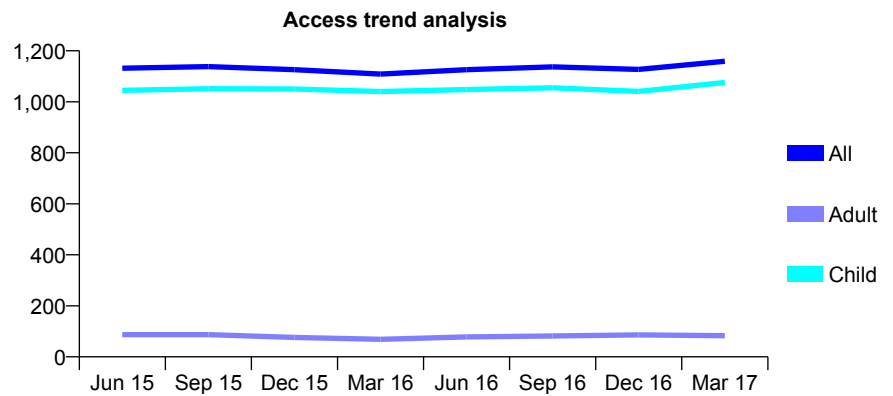
Q47 - Vital Signs At a Glance Contract Report for 638552/0001 - March 2017

Name or company name	MR PM BROOKS
Contract type name	GDS Contract
Purpose of contract	General
Contract start date	01/04/2006
Contract end date	

16/17 Contracted general activity (UDA)	2,300
Carry forward general activity (UDA)	0
16/17 Contracted orthodontic activity (UOA)	0
Carry forward orthodontic activity (UOA)	0
Baseline contract value	£49,384.94

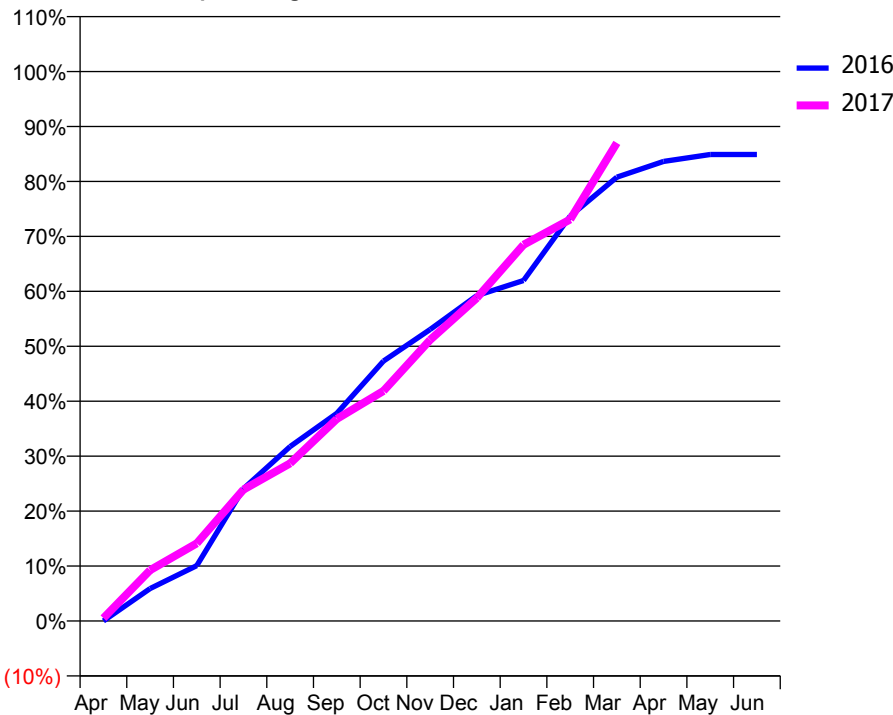
ACCESS*

Patients seen in 24 months	Total	Change since previous quarter
Quarter ending March 2016	1,109	
Quarter ending June 2016	1,126	→
Quarter ending September 2016	1,137	→
Quarter ending December 2016	1,127	→
Quarter ending March 2017	1,159	↑
Variance since March 2016	4.5%	↑



ACTIVITY

Cumulative percentage of contracted UDA delivered 2016 & 2017



Month	Adjusted Scheduled Activity (UDA)	
	2016	2017
April	0	12
May	136	213
June	232	325
July	554	550
August	730	660
September	869	846
October	1,088	963
November	1,220	1,177
December	1,362	1,352
January	1,425	1,575
February	1,695	1,681
March	1,858	2,001
April	1,924	
May	1,953	
June	1,953	

QUALITY

	Quantity	Base Number	Contract	AT	Region	England
% of FP17s for the same patient ID Re-attending within 3 months - Children	64	1,407	4.5%	13.2%	13.3%	12.3%
% of FP17s for the same patient ID Re-attending within 3 months - Adults	0	1	0.0%	17.3%	17.3%	16.7%
% of FP17s for the same patient ID Re-attending between 3 & 9 months - Children	754	1,407	53.6%	56.9%	58.9%	57.6%
% of FP17s for the same patient ID Re-attending between 3 & 9 months - Adults	0	1	0.0%	50.6%	52.2%	50.1%
% of FP17s for Band 1 Urgent Courses	0	1,338	0.0%	10.9%	9.2%	9.1%
% of FP17s Relating to Free Repair or Replacements	0	1,338	0.0%	0.9%	1.0%	0.8%
% of FP17s Relating to Continuations	1	1,338	0.1%	1.2%	1.4%	1.2%
% of Patients satisfied with the dentistry they have received	3	3	N/A	92.2%	93.1%	92.8%
% of Patients satisfied with the time they had to wait for an appointment	3	3	N/A	88.3%	89.5%	88.7%

* This is based on patients treated on this contract for their most recent course of treatment. Figures in italics indicate the base number of FP17s or Patient Questionnaire responses are less than 100. N/A is shown where the base number of responses is less than 10 during the period. % is calculated as Quantity/Base number*100

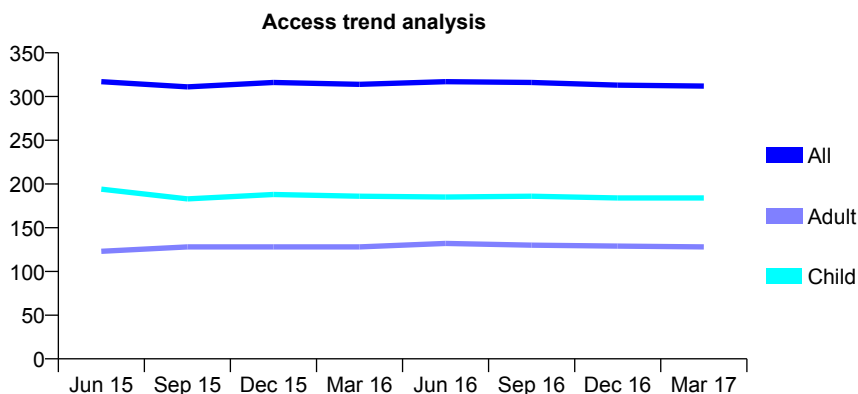
Q47 - Vital Signs At a Glance Contract Report for 641812/0001 - March 2017

Name or company name	MR C WOODALL
Contract type name	GDS Contract
Purpose of contract	General
Contract start date	01/04/2006
Contract end date	

16/17 Contracted general activity (UDA)	600
Carry forward general activity (UDA)	-12
16/17 Contracted orthodontic activity (UOA)	0
Carry forward orthodontic activity (UOA)	0
Baseline contract value	£16,284.44

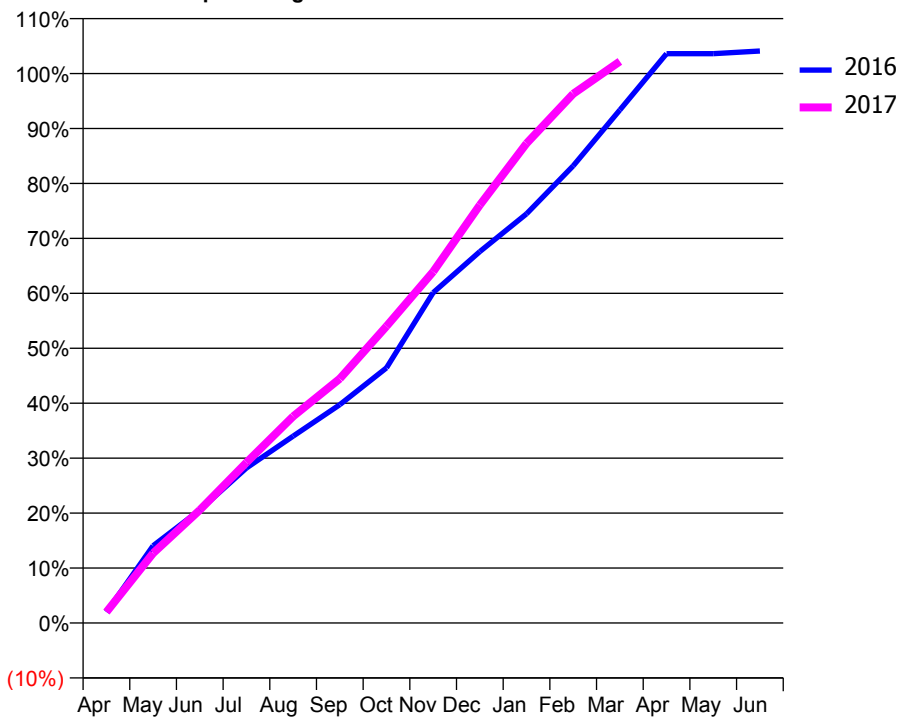
ACCESS*

Patients seen in 24 months	Total	Change since previous quarter
Quarter ending March 2016	314	
Quarter ending June 2016	317	→
Quarter ending September 2016	316	→
Quarter ending December 2016	313	→
Quarter ending March 2017	312	→
Variance since March 2016	(0.6%)	→



ACTIVITY

Cumulative percentage of contracted UDA delivered 2016 & 2017



Month	Adjusted Scheduled Activity (UDA)	
	2016	2017
April	12	12
May	84	76
June	123	123
July	169	175
August	204	226
September	238	267
October	279	324
November	361	384
December	406	456
January	447	524
February	499	578
March	560	613
April	622	
May	622	
June	625	

QUALITY

	Quantity	Base Number	Contract	AT	Region	England
% of FP17s for the same patient ID Re-attending within 3 months - Children	21	315	6.7%	13.2%	13.3%	12.3%
% of FP17s for the same patient ID Re-attending within 3 months - Adults	8	169	4.7%	17.3%	17.3%	16.7%
% of FP17s for the same patient ID Re-attending between 3 & 9 months - Children	220	315	69.8%	56.9%	58.9%	57.6%
% of FP17s for the same patient ID Re-attending between 3 & 9 months - Adults	113	169	66.9%	50.6%	52.2%	50.1%
% of FP17s for Band 1 Urgent Courses	31	440	7.0%	10.9%	9.2%	9.1%
% of FP17s Relating to Free Repair or Replacements	0	440	0.0%	0.9%	1.0%	0.8%
% of FP17s Relating to Continuations	0	440	0.0%	1.2%	1.4%	1.2%
% of Patients satisfied with the dentistry they have received	0	0	N/A	92.2%	93.1%	92.8%
% of Patients satisfied with the time they had to wait for an appointment	0	0	N/A	88.3%	89.5%	88.7%

* This is based on patients treated on this contract for their most recent course of treatment. Figures in italics indicate the base number of FP17s or Patient Questionnaire responses are less than 100. N/A is shown where the base number of responses is less than 10 during the period. % is calculated as Quantity/Base number*100

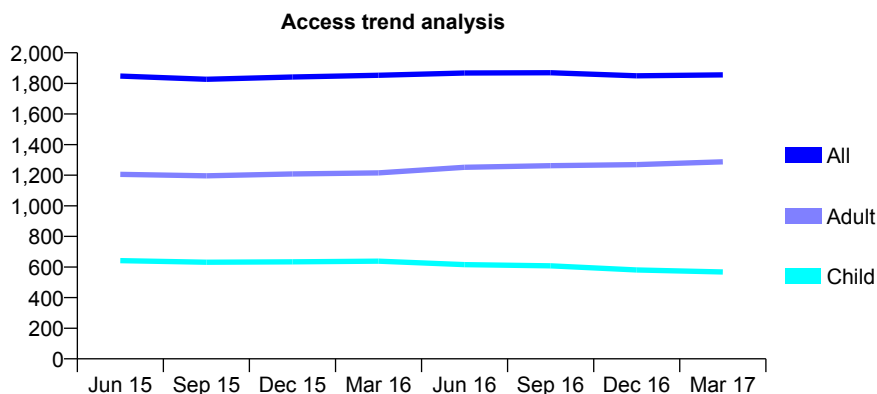
Q47 - Vital Signs At a Glance Contract Report for 643157/0001 - March 2017

Name or company name	MR AJ HARVEY
Contract type name	GDS Contract
Purpose of contract	General
Contract start date	01/04/2006
Contract end date	

16/17 Contracted general activity (UDA)	6,780
Carry forward general activity (UDA)	203
16/17 Contracted orthodontic activity (UOA)	0
Carry forward orthodontic activity (UOA)	0
Baseline contract value	£203,581.30

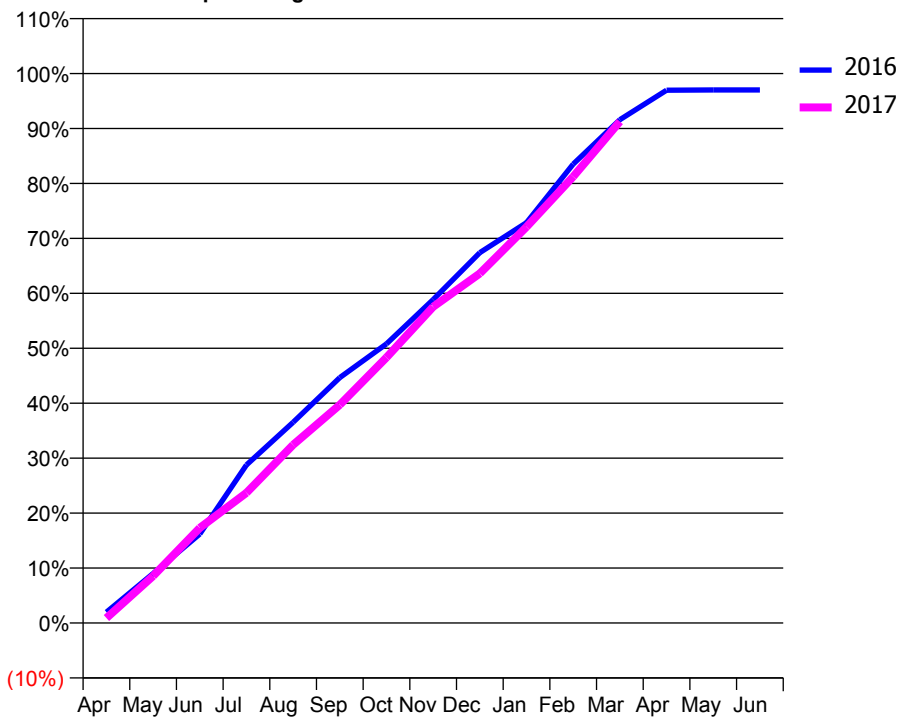
ACCESS*

Patients seen in 24 months	Total	Change since previous quarter
Quarter ending March 2016	1,853	
Quarter ending June 2016	1,868	→
Quarter ending September 2016	1,870	→
Quarter ending December 2016	1,850	↓
Quarter ending March 2017	1,856	→
Variance since March 2016	0.2%	→



ACTIVITY

Cumulative percentage of contracted UDA delivered 2016 & 2017



Adjusted Scheduled Activity (UDA)

Month	2016	2017
April	134	62
May	611	580
June	1,098	1,175
July	1,951	1,607
August	2,477	2,199
September	3,028	2,693
October	3,444	3,277
November	3,991	3,902
December	4,570	4,313
January	4,939	4,888
February	5,662	5,508
March	6,209	6,187
April	6,573	
May	6,577	
June	6,577	

QUALITY

	Quantity	Base Number	Contract	AT	Region	England
% of FP17s for the same patient ID Re-attending within 3 months - Children	128	961	13.3%	13.2%	13.3%	12.3%
% of FP17s for the same patient ID Re-attending within 3 months - Adults	337	1,838	18.3%	17.3%	17.3%	16.7%
% of FP17s for the same patient ID Re-attending between 3 & 9 months - Children	569	961	59.2%	56.9%	58.9%	57.6%
% of FP17s for the same patient ID Re-attending between 3 & 9 months - Adults	873	1,838	47.5%	50.6%	52.2%	50.1%
% of FP17s for Band 1 Urgent Courses	177	2,646	6.7%	10.9%	9.2%	9.1%
% of FP17s Relating to Free Repair or Replacements	20	2,646	0.8%	0.9%	1.0%	0.8%
% of FP17s Relating to Continuations	35	2,646	1.3%	1.2%	1.4%	1.2%
% of Patients satisfied with the dentistry they have received	2	3	N/A	92.2%	93.1%	92.8%
% of Patients satisfied with the time they had to wait for an appointment	3	3	N/A	88.3%	89.5%	88.7%

* This is based on patients treated on this contract for their most recent course of treatment. Figures in italics indicate the base number of FP17s or Patient Questionnaire responses are less than 100. N/A is shown where the base number of responses is less than 10 during the period. % is calculated as Quantity/Base number*100

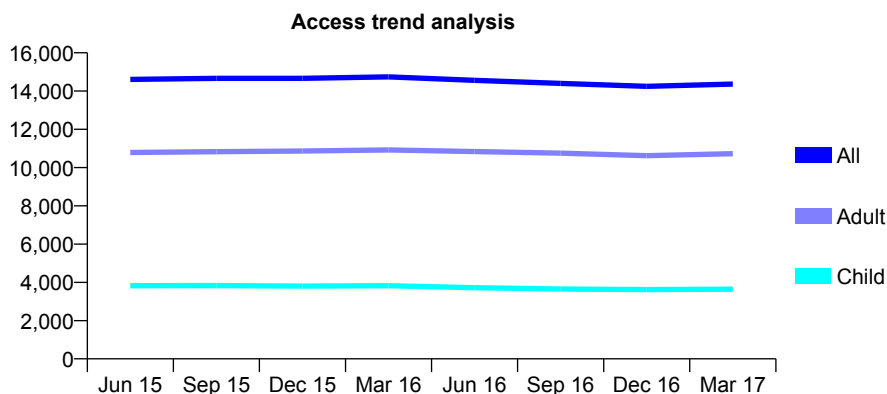
Q47 - Vital Signs At a Glance Contract Report for 649295/0001 - March 2017

Name or company name	MR YM CAMUS
Contract type name	Pilot Contract
Purpose of contract	General and Orthodontic
Contract start date	01/04/2006
Contract end date	

16/17 Contracted general activity (UDA)	55,732
Carry forward general activity (UDA)	0
16/17 Contracted orthodontic activity (UOA)	2,904
Carry forward orthodontic activity (UOA)	0
Baseline contract value	£1,515,936.17

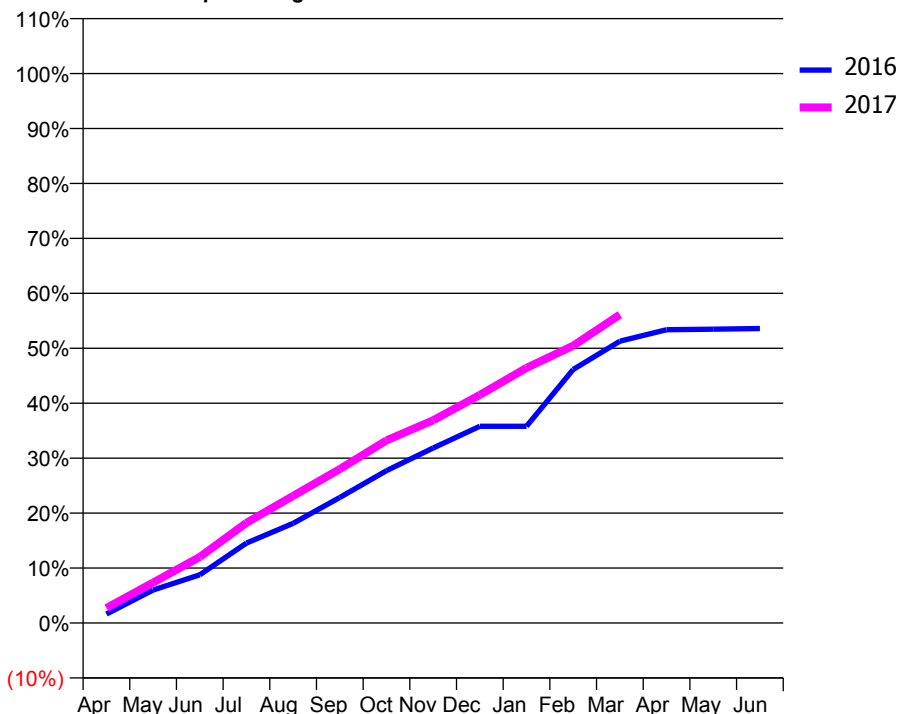
ACCESS*

Patients seen in 24 months	Total	Change since previous quarter
Quarter ending March 2016	14,745	
Quarter ending June 2016	14,559	↓
Quarter ending September 2016	14,398	↓
Quarter ending December 2016	14,246	↓
Quarter ending March 2017	14,368	→
Variance since March 2016	(2.6%)	↓



ACTIVITY

Cumulative percentage of contracted UDA delivered 2016 & 2017



Month	Adjusted Scheduled Activity (UDA)	
	2016	2017
April	911	1,522
May	3,341	4,111
June	4,895	6,707
July	8,114	10,161
August	10,116	12,900
September	12,728	15,611
October	15,447	18,526
November	17,757	20,558
December	19,961	23,129
January	19,953	25,874
February	25,721	28,124
March	28,589	31,278
April	29,752	
May	29,804	
June	29,867	

QUALITY

	Quantity	Base Number	Contract	AT	Region	England
% of FP17s for the same patient ID Re-attending within 3 months - Children	406	5,004	8.1%	13.2%	13.3%	12.3%
% of FP17s for the same patient ID Re-attending within 3 months - Adults	1,773	12,312	14.4%	17.3%	17.3%	16.7%
% of FP17s for the same patient ID Re-attending between 3 & 9 months - Children	2,439	5,004	48.7%	56.9%	58.9%	57.6%
% of FP17s for the same patient ID Re-attending between 3 & 9 months - Adults	4,498	12,312	36.5%	50.6%	52.2%	50.1%
% of FP17s for Band 1 Urgent Courses	1,563	16,138	9.7%	10.9%	9.2%	9.1%
% of FP17s Relating to Free Repair or Replacements	78	16,138	0.5%	0.9%	1.0%	0.8%
% of FP17s Relating to Continuations	18	16,138	0.1%	1.2%	1.4%	1.2%
% of Patients satisfied with the dentistry they have received	27	29	93.1%	92.2%	93.1%	92.8%
% of Patients satisfied with the time they had to wait for an appointment	24	29	82.8%	88.3%	89.5%	88.7%

* This is based on patients treated on this contract for their most recent course of treatment. Figures in italics indicate the base number of FP17s or Patient Questionnaire responses are less than 100. N/A is shown where the base number of responses is less than 10 during the period. % is calculated as Quantity/Base number*100

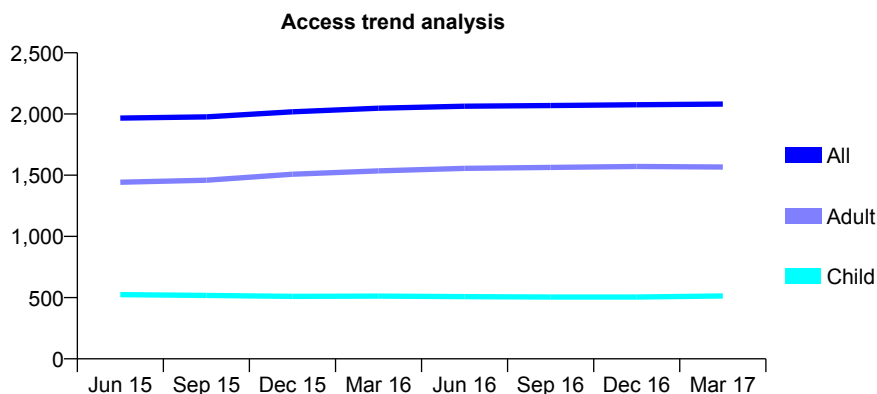
Q47 - Vital Signs At a Glance Contract Report for 652229/0001 - March 2017

Name or company name	MR AK RAO
Contract type name	GDS Contract
Purpose of contract	General
Contract start date	01/04/2006
Contract end date	

16/17 Contracted general activity (UDA)	7,598
Carry forward general activity (UDA)	222
16/17 Contracted orthodontic activity (UOA)	0
Carry forward orthodontic activity (UOA)	0
Baseline contract value	£213,806.10

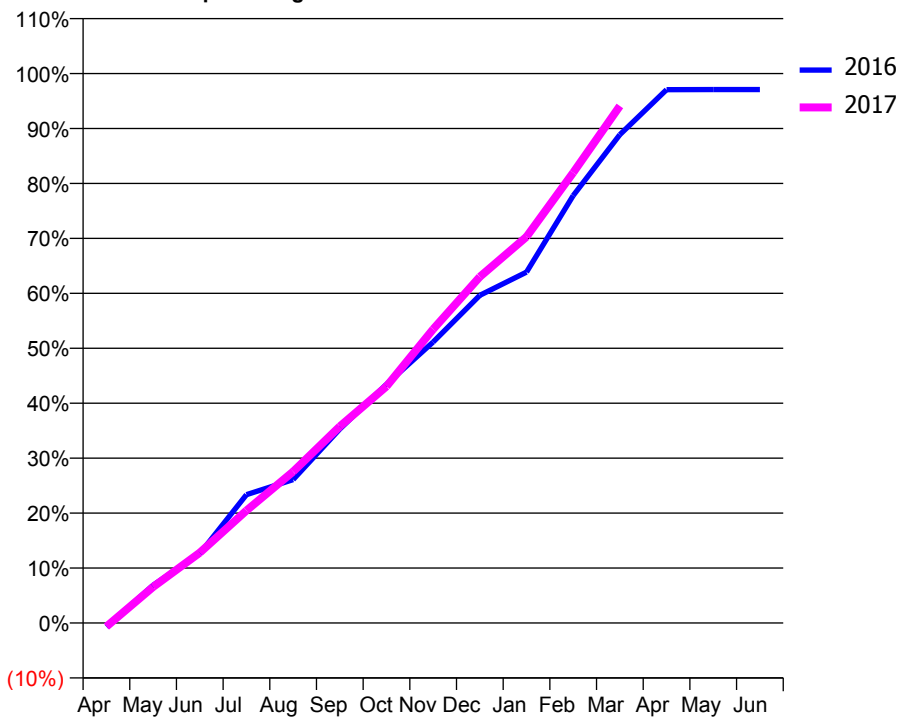
ACCESS*

Patients seen in 24 months	Total	Change since previous quarter
Quarter ending March 2016	2,047	
Quarter ending June 2016	2,064	→
Quarter ending September 2016	2,069	→
Quarter ending December 2016	2,076	→
Quarter ending March 2017	2,081	→
Variance since March 2016	1.7%	→



ACTIVITY

Cumulative percentage of contracted UDA delivered 2016 & 2017



Month	Adjusted Scheduled Activity (UDA)	
	2016	2017
April	-54	-51
May	522	499
June	960	973
July	1,774	1,556
August	1,983	2,094
September	2,683	2,719
October	3,302	3,272
November	3,886	4,063
December	4,531	4,787
January	4,852	5,341
February	5,910	6,228
March	6,753	7,150
April	7,375	
May	7,376	
June	7,376	

QUALITY

	Quantity	Base Number	Contract	AT	Region	England
% of FP17s for the same patient ID Re-attending within 3 months - Children	69	721	9.6%	13.2%	13.3%	12.3%
% of FP17s for the same patient ID Re-attending within 3 months - Adults	402	2,036	19.7%	17.3%	17.3%	16.7%
% of FP17s for the same patient ID Re-attending between 3 & 9 months - Children	312	721	43.3%	56.9%	58.9%	57.6%
% of FP17s for the same patient ID Re-attending between 3 & 9 months - Adults	811	2,036	39.8%	50.6%	52.2%	50.1%
% of FP17s for Band 1 Urgent Courses	255	2,585	9.9%	10.9%	9.2%	9.1%
% of FP17s Relating to Free Repair or Replacements	34	2,585	1.3%	0.9%	1.0%	0.8%
% of FP17s Relating to Continuations	33	2,585	1.3%	1.2%	1.4%	1.2%
% of Patients satisfied with the dentistry they have received	5	5	N/A	92.2%	93.1%	92.8%
% of Patients satisfied with the time they had to wait for an appointment	5	5	N/A	88.3%	89.5%	88.7%

* This is based on patients treated on this contract for their most recent course of treatment. Figures in italics indicate the base number of FP17s or Patient Questionnaire responses are less than 100. N/A is shown where the base number of responses is less than 10 during the period. % is calculated as Quantity/Base number*100

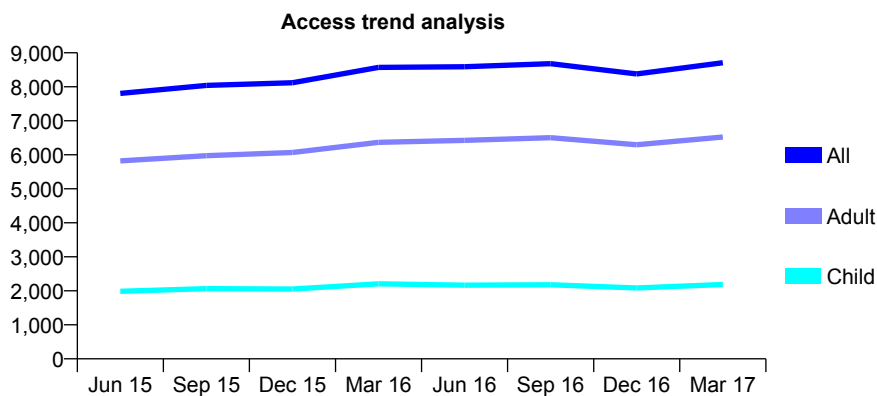
Q47 - Vital Signs At a Glance Contract Report for 653543/0001 - March 2017

Name or company name	MR K POWELL
Contract type name	GDS Contract
Purpose of contract	General
Contract start date	10/07/2006
Contract end date	

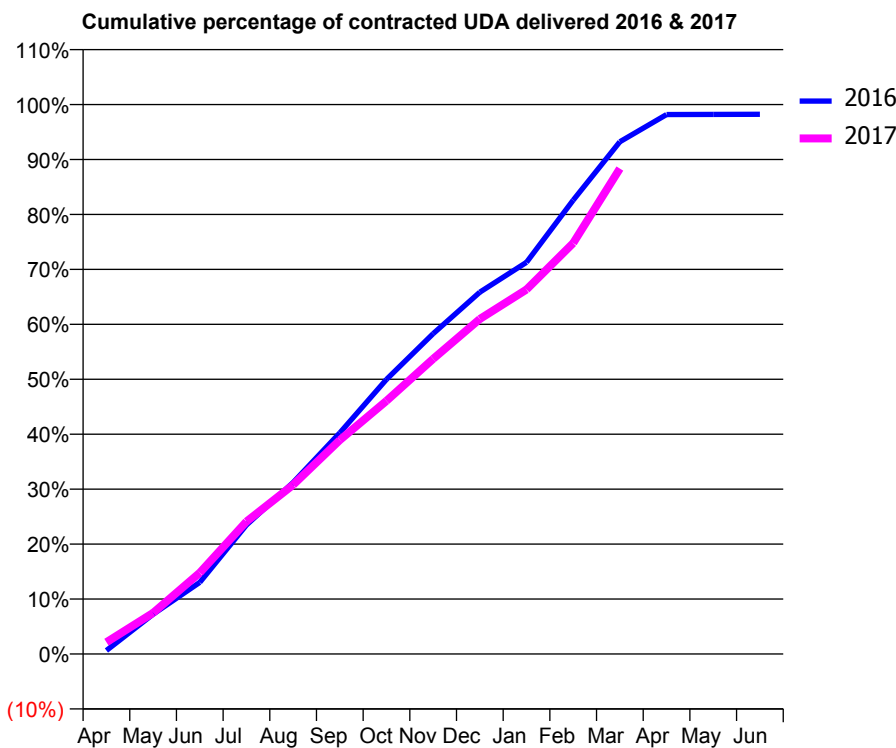
16/17 Contracted general activity (UDA)	30,800
Carry forward general activity (UDA)	357
16/17 Contracted orthodontic activity (UOA)	0
Carry forward orthodontic activity (UOA)	0
Baseline contract value	£814,646.79

ACCESS*

Patients seen in 24 months	Total	Change since previous quarter
Quarter ending March 2016	8,571	
Quarter ending June 2016	8,591	→
Quarter ending September 2016	8,680	→
Quarter ending December 2016	8,378	↓
Quarter ending March 2017	8,709	↑
Variance since March 2016	1.6%	→



ACTIVITY



Month	Adjusted Scheduled Activity (UDA)	
	2016	2017
April	179	663
May	2,026	2,303
June	3,655	4,552
July	6,576	7,429
August	8,743	9,482
September	11,268	11,995
October	13,995	14,187
November	16,323	16,542
December	18,436	18,777
January	19,956	20,429
February	23,123	23,034
March	26,099	27,212
April	27,488	
May	27,497	
June	27,500	

QUALITY

	Quantity	Base Number	Contract	AT	Region	England
% of FP17s for the same patient ID Re-attending within 3 months - Children	635	4,657	13.6%	13.2%	13.3%	12.3%
% of FP17s for the same patient ID Re-attending within 3 months - Adults	1,754	10,487	16.7%	17.3%	17.3%	16.7%
% of FP17s for the same patient ID Re-attending between 3 & 9 months - Children	3,032	4,657	65.1%	56.9%	58.9%	57.6%
% of FP17s for the same patient ID Re-attending between 3 & 9 months - Adults	5,612	10,487	53.5%	50.6%	52.2%	50.1%
% of FP17s for Band 1 Urgent Courses	774	14,466	5.4%	10.9%	9.2%	9.1%
% of FP17s Relating to Free Repair or Replacements	79	14,466	0.5%	0.9%	1.0%	0.8%
% of FP17s Relating to Continuations	343	14,466	2.4%	1.2%	1.4%	1.2%
% of Patients satisfied with the dentistry they have received	15	18	83.3%	92.2%	93.1%	92.8%
% of Patients satisfied with the time they had to wait for an appointment	17	18	94.4%	88.3%	89.5%	88.7%

* This is based on patients treated on this contract for their most recent course of treatment. Figures in italics indicate the base number of FP17s or Patient Questionnaire responses are less than 100. N/A is shown where the base number of responses is less than 10 during the period. % is calculated as Quantity/Base number*100

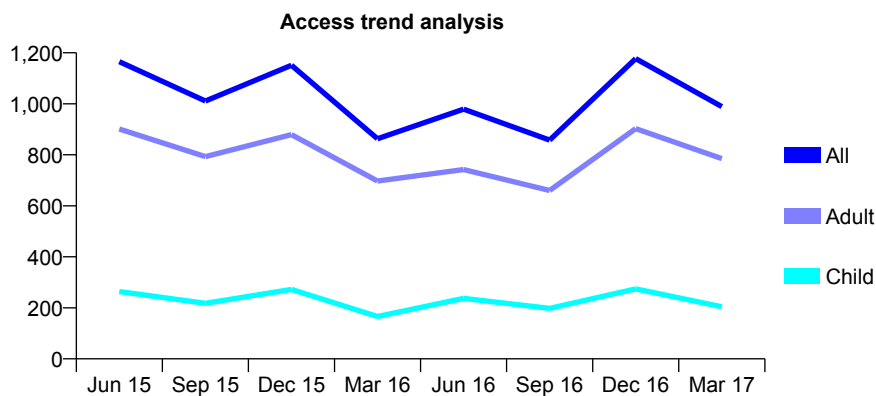
Q47 - Vital Signs At a Glance Contract Report for 653543/0002 - March 2017

Name or company name	MR K POWELL
Contract type name	GDS Contract
Purpose of contract	General
Contract start date	01/06/2013
Contract end date	

16/17 Contracted general activity (UDA)	4,240
Carry forward general activity (UDA)	0
16/17 Contracted orthodontic activity (UOA)	0
Carry forward orthodontic activity (UOA)	0
Baseline contract value	£116,356.08

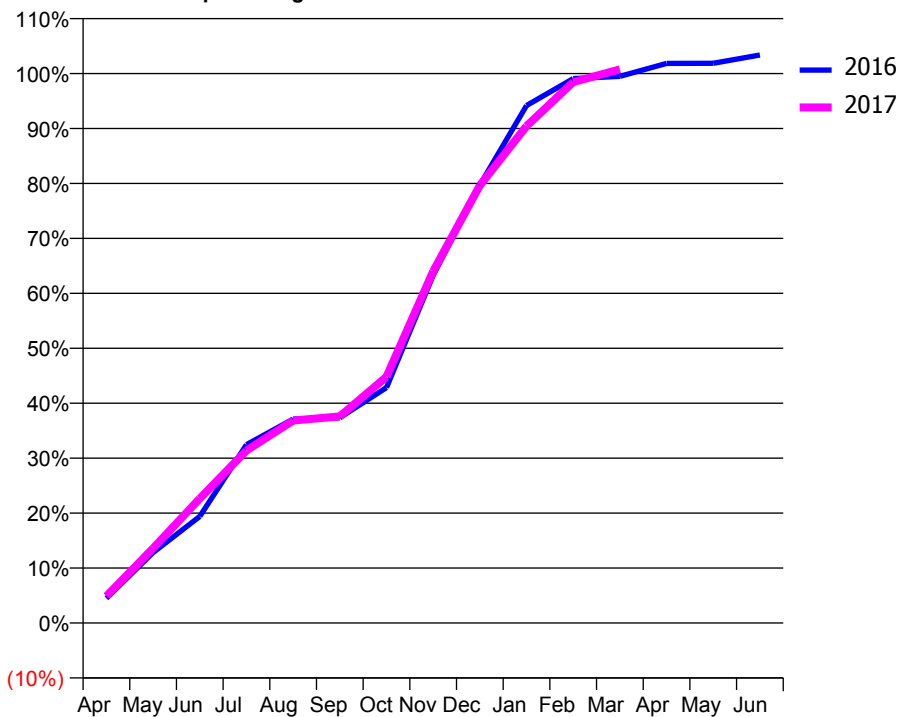
ACCESS*

Patients seen in 24 months	Total	Change since previous quarter
Quarter ending March 2016	863	
Quarter ending June 2016	979	↑
Quarter ending September 2016	858	↓
Quarter ending December 2016	1,177	↑
Quarter ending March 2017	989	↓
Variance since March 2016	14.6%	↑



ACTIVITY

Cumulative percentage of contracted UDA delivered 2016 & 2017



Month	Adjusted Scheduled Activity (UDA)	
	2016	2017
April	191	207
May	544	576
June	822	960
July	1,376	1,331
August	1,574	1,562
September	1,584	1,594
October	1,816	1,900
November	2,683	2,714
December	3,379	3,376
January	3,993	3,834
February	4,200	4,174
March	4,218	4,272
April	4,318	
May	4,319	
June	4,382	

QUALITY

	Quantity	Base Number	Contract	AT	Region	England
% of FP17s for the same patient ID Re-attending within 3 months - Children	14	436	3.2%	13.2%	13.3%	12.3%
% of FP17s for the same patient ID Re-attending within 3 months - Adults	101	1,223	8.3%	17.3%	17.3%	16.7%
% of FP17s for the same patient ID Re-attending between 3 & 9 months - Children	68	436	15.6%	56.9%	58.9%	57.6%
% of FP17s for the same patient ID Re-attending between 3 & 9 months - Adults	199	1,223	16.3%	50.6%	52.2%	50.1%
% of FP17s for Band 1 Urgent Courses	73	1,578	4.6%	10.9%	9.2%	9.1%
% of FP17s Relating to Free Repair or Replacements	17	1,578	1.1%	0.9%	1.0%	0.8%
% of FP17s Relating to Continuations	47	1,578	3.0%	1.2%	1.4%	1.2%
% of Patients satisfied with the dentistry they have received	3	3	N/A	92.2%	93.1%	92.8%
% of Patients satisfied with the time they had to wait for an appointment	3	3	N/A	88.3%	89.5%	88.7%

* This is based on patients treated on this contract for their most recent course of treatment. Figures in italics indicate the base number of FP17s or Patient Questionnaire responses are less than 100. N/A is shown where the base number of responses is less than 10 during the period. % is calculated as Quantity/Base number*100

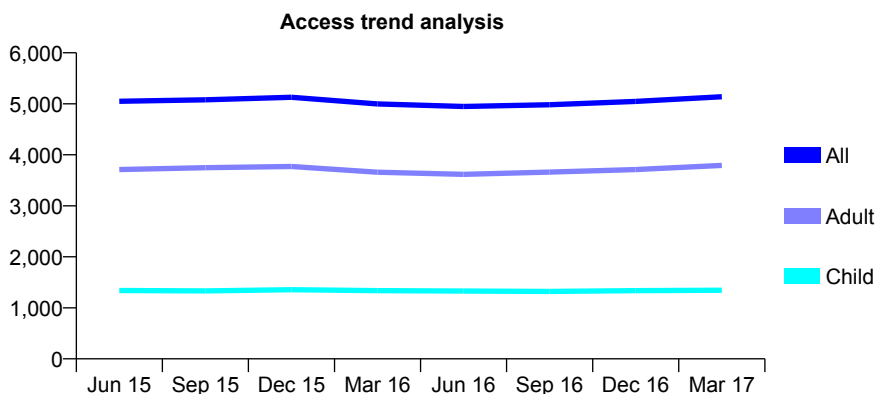
Q47 - Vital Signs At a Glance Contract Report for 675695/0001 - March 2017

Name or company name	MR F PATEL
Contract type name	GDS Contract
Purpose of contract	General
Contract start date	01/04/2006
Contract end date	

16/17 Contracted general activity (UDA)	16,658
Carry forward general activity (UDA)	-150
16/17 Contracted orthodontic activity (UOA)	0
Carry forward orthodontic activity (UOA)	0
Baseline contract value	£383,894.28

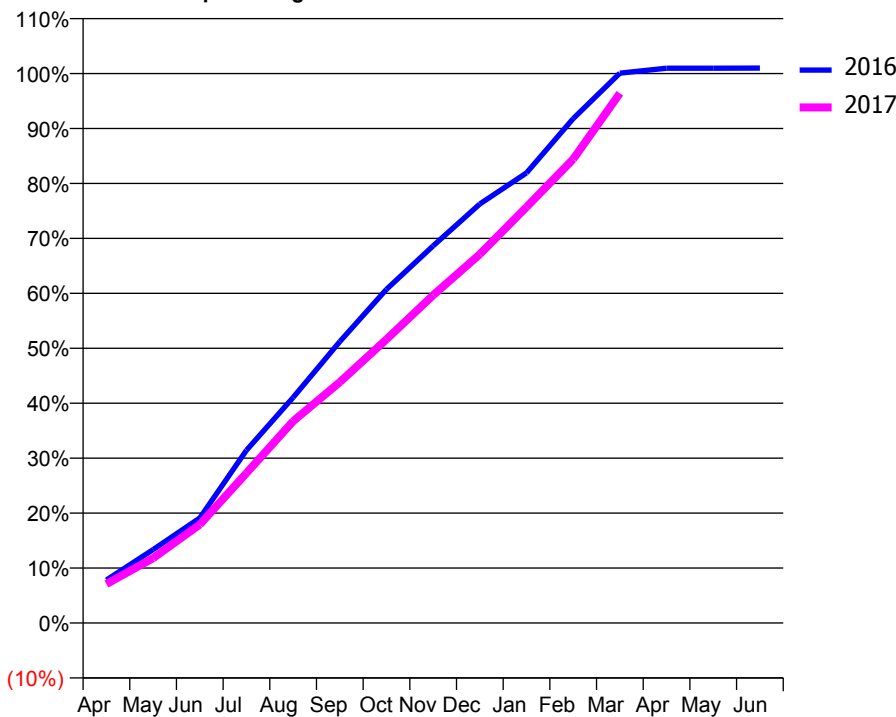
ACCESS*

Patients seen in 24 months	Total	Change since previous quarter
Quarter ending March 2016	4,998	
Quarter ending June 2016	4,948	↓
Quarter ending September 2016	4,982	→
Quarter ending December 2016	5,048	→
Quarter ending March 2017	5,138	→
Variance since March 2016	2.8%	↑



ACTIVITY

Cumulative percentage of contracted UDA delivered 2016 & 2017



Month	Adjusted Scheduled Activity (UDA)	
	2016	2017
April	1,195	1,184
May	2,041	1,965
June	2,919	2,987
July	4,801	4,547
August	6,268	6,118
September	7,822	7,302
October	9,276	8,598
November	10,483	9,937
December	11,648	11,178
January	12,509	12,609
February	14,017	14,060
March	15,281	16,056
April	15,418	
May	15,418	
June	15,422	

QUALITY

	Quantity	Base Number	Contract	AT	Region	England
% of FP17s for the same patient ID Re-attending within 3 months - Children	204	2,067	9.9%	13.2%	13.3%	12.3%
% of FP17s for the same patient ID Re-attending within 3 months - Adults	875	5,610	15.6%	17.3%	17.3%	16.7%
% of FP17s for the same patient ID Re-attending between 3 & 9 months - Children	1,202	2,067	58.2%	56.9%	58.9%	57.6%
% of FP17s for the same patient ID Re-attending between 3 & 9 months - Adults	2,931	5,610	52.2%	50.6%	52.2%	50.1%
% of FP17s for Band 1 Urgent Courses	686	7,585	9.0%	10.9%	9.2%	9.1%
% of FP17s Relating to Free Repair or Replacements	72	7,585	0.9%	0.9%	1.0%	0.8%
% of FP17s Relating to Continuations	23	7,585	0.3%	1.2%	1.4%	1.2%
% of Patients satisfied with the dentistry they have received	11	12	91.7%	92.2%	93.1%	92.8%
% of Patients satisfied with the time they had to wait for an appointment	11	12	91.7%	88.3%	89.5%	88.7%

* This is based on patients treated on this contract for their most recent course of treatment. Figures in italics indicate the base number of FP17s or Patient Questionnaire responses are less than 100. N/A is shown where the base number of responses is less than 10 during the period. % is calculated as Quantity/Base number*100

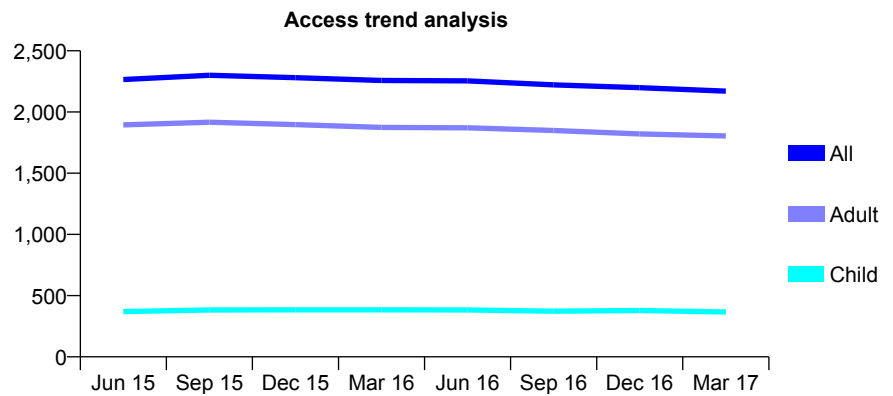
Q47 - Vital Signs At a Glance Contract Report for 675733/0001 - March 2017

Name or company name	MR M DUNKOW
Contract type name	GDS Contract
Purpose of contract	General
Contract start date	01/04/2006
Contract end date	

16/17 Contracted general activity (UDA)	7,200
Carry forward general activity (UDA)	0
16/17 Contracted orthodontic activity (UOA)	0
Carry forward orthodontic activity (UOA)	0
Baseline contract value	£252,985.27

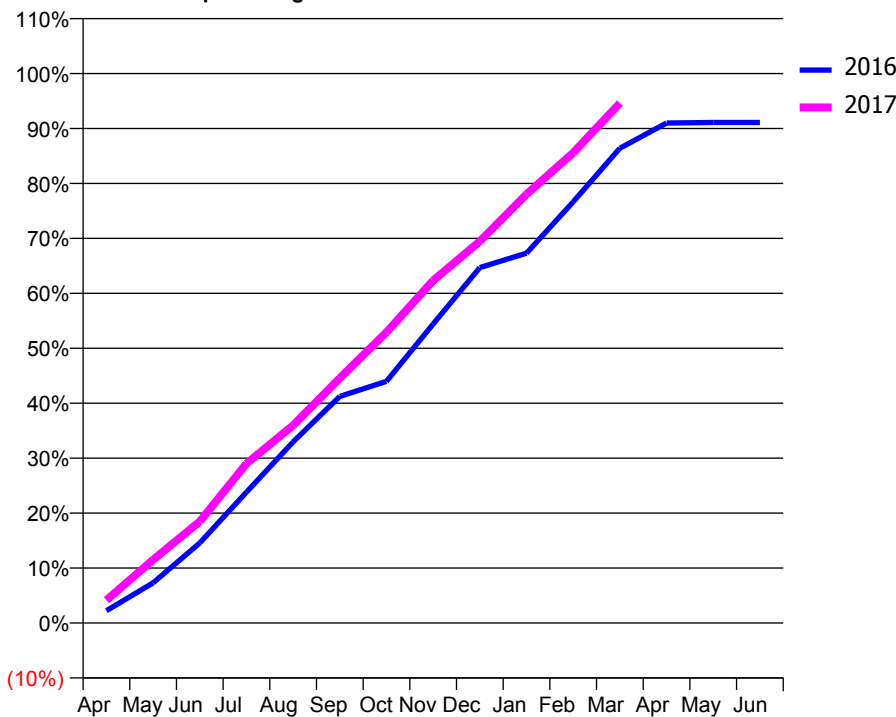
ACCESS*

Patients seen in 24 months	Total	Change since previous quarter
Quarter ending March 2016	2,258	
Quarter ending June 2016	2,254	→
Quarter ending September 2016	2,222	↓
Quarter ending December 2016	2,199	↓
Quarter ending March 2017	2,171	↓
Variance since March 2016	(3.9%)	↓



ACTIVITY

Cumulative percentage of contracted UDA delivered 2016 & 2017



Month	Adjusted Scheduled Activity (UDA)	
	2016	2017
April	161	299
May	526	828
June	1,049	1,331
July	1,715	2,089
August	2,374	2,591
September	2,970	3,208
October	3,167	3,809
November	3,918	4,487
December	4,657	5,001
January	4,846	5,618
February	5,518	6,161
March	6,221	6,811
April	6,552	
May	6,558	
June	6,558	

QUALITY

	Quantity	Base Number	Contract	AT	Region	England
% of FP17s for the same patient ID Re-attending within 3 months - Children	25	592	4.2%	13.2%	13.3%	12.3%
% of FP17s for the same patient ID Re-attending within 3 months - Adults	324	2,642	12.3%	17.3%	17.3%	16.7%
% of FP17s for the same patient ID Re-attending between 3 & 9 months - Children	405	592	68.4%	56.9%	58.9%	57.6%
% of FP17s for the same patient ID Re-attending between 3 & 9 months - Adults	1,279	2,642	48.4%	50.6%	52.2%	50.1%
% of FP17s for Band 1 Urgent Courses	175	3,126	5.6%	10.9%	9.2%	9.1%
% of FP17s Relating to Free Repair or Replacements	34	3,126	1.1%	0.9%	1.0%	0.8%
% of FP17s Relating to Continuations	27	3,126	0.9%	1.2%	1.4%	1.2%
% of Patients satisfied with the dentistry they have received	8	8	N/A	92.2%	93.1%	92.8%
% of Patients satisfied with the time they had to wait for an appointment	8	8	N/A	88.3%	89.5%	88.7%

* This is based on patients treated on this contract for their most recent course of treatment. Figures in italics indicate the base number of FP17s or Patient Questionnaire responses are less than 100. N/A is shown where the base number of responses is less than 10 during the period. % is calculated as Quantity/Base number*100

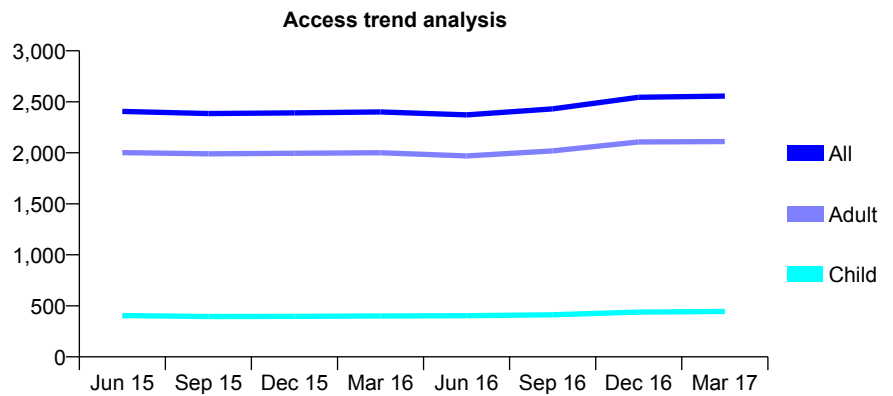
Q47 - Vital Signs At a Glance Contract Report for 675830/0001 - March 2017

Name or company name	MR JL COOPER
Contract type name	GDS Contract
Purpose of contract	General
Contract start date	01/04/2006
Contract end date	

16/17 Contracted general activity (UDA)	7,034
Carry forward general activity (UDA)	137
16/17 Contracted orthodontic activity (UOA)	0
Carry forward orthodontic activity (UOA)	0
Baseline contract value	£252,985.27

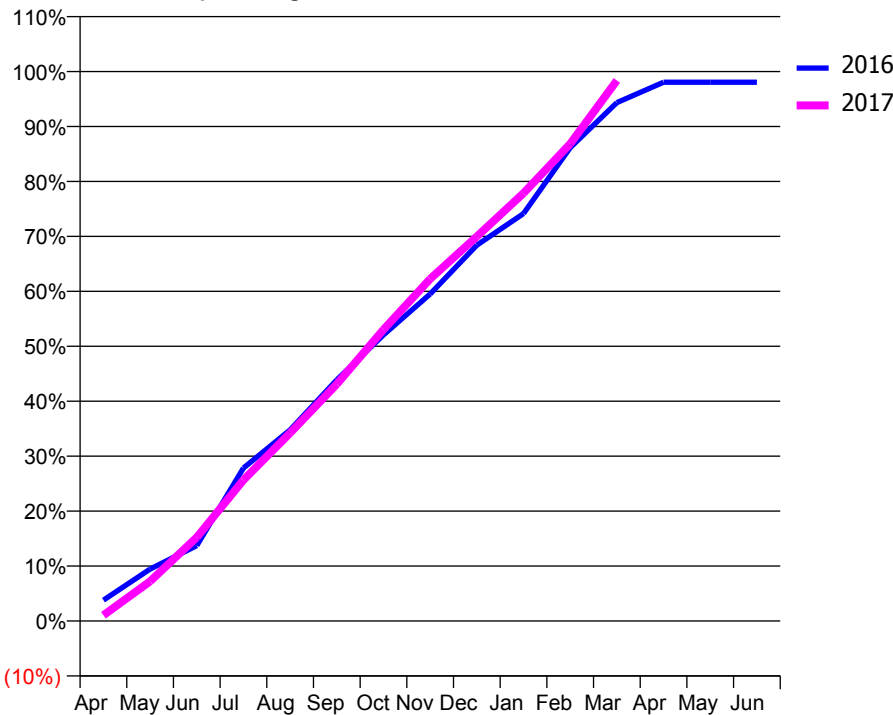
ACCESS*

Patients seen in 24 months	Total	Change since previous quarter
Quarter ending March 2016	2,400	
Quarter ending June 2016	2,372	↓
Quarter ending September 2016	2,431	↑
Quarter ending December 2016	2,545	↑
Quarter ending March 2017	2,556	→
Variance since March 2016	6.5%	↑



ACTIVITY

Cumulative percentage of contracted UDA delivered 2016 & 2017



Month	Adjusted Scheduled Activity (UDA)	
	2016	2017
April	268	73
May	665	508
June	965	1,072
July	1,958	1,806
August	2,447	2,408
September	3,086	3,033
October	3,663	3,730
November	4,187	4,379
December	4,811	4,922
January	5,216	5,477
February	6,059	6,108
March	6,635	6,918
April	6,897	
May	6,897	
June	6,897	

QUALITY

	Quantity	Base Number	Contract	AT	Region	England
% of FP17s for the same patient ID Re-attending within 3 months - Children	18	668	2.7%	13.2%	13.3%	12.3%
% of FP17s for the same patient ID Re-attending within 3 months - Adults	359	3,142	11.4%	17.3%	17.3%	16.7%
% of FP17s for the same patient ID Re-attending between 3 & 9 months - Children	459	668	68.7%	56.9%	58.9%	57.6%
% of FP17s for the same patient ID Re-attending between 3 & 9 months - Adults	1,833	3,142	58.3%	50.6%	52.2%	50.1%
% of FP17s for Band 1 Urgent Courses	177	3,686	4.8%	10.9%	9.2%	9.1%
% of FP17s Relating to Free Repair or Replacements	18	3,686	0.5%	0.9%	1.0%	0.8%
% of FP17s Relating to Continuations	67	3,686	1.8%	1.2%	1.4%	1.2%
% of Patients satisfied with the dentistry they have received	7	7	N/A	92.2%	93.1%	92.8%
% of Patients satisfied with the time they had to wait for an appointment	7	7	N/A	88.3%	89.5%	88.7%

* This is based on patients treated on this contract for their most recent course of treatment. Figures in italics indicate the base number of FP17s or Patient Questionnaire responses are less than 100. N/A is shown where the base number of responses is less than 10 during the period. % is calculated as Quantity/Base number*100

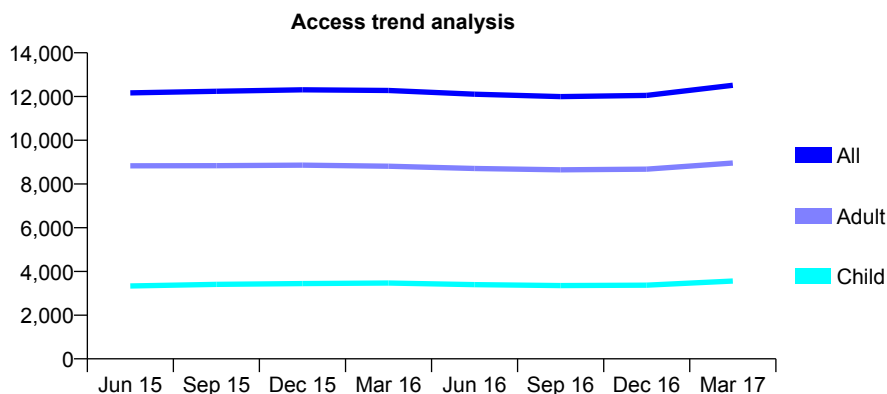
Q47 - Vital Signs At a Glance Contract Report for 676209/0001 - March 2017

Name or company name	MR SL MORGAN
Contract type name	GDS Contract
Purpose of contract	General and Orthodontic
Contract start date	01/04/2006
Contract end date	

16/17 Contracted general activity (UDA)	38,336
Carry forward general activity (UDA)	708
16/17 Contracted orthodontic activity (UOA)	6,289
Carry forward orthodontic activity (UOA)	-391
Baseline contract value	£1,376,986.10

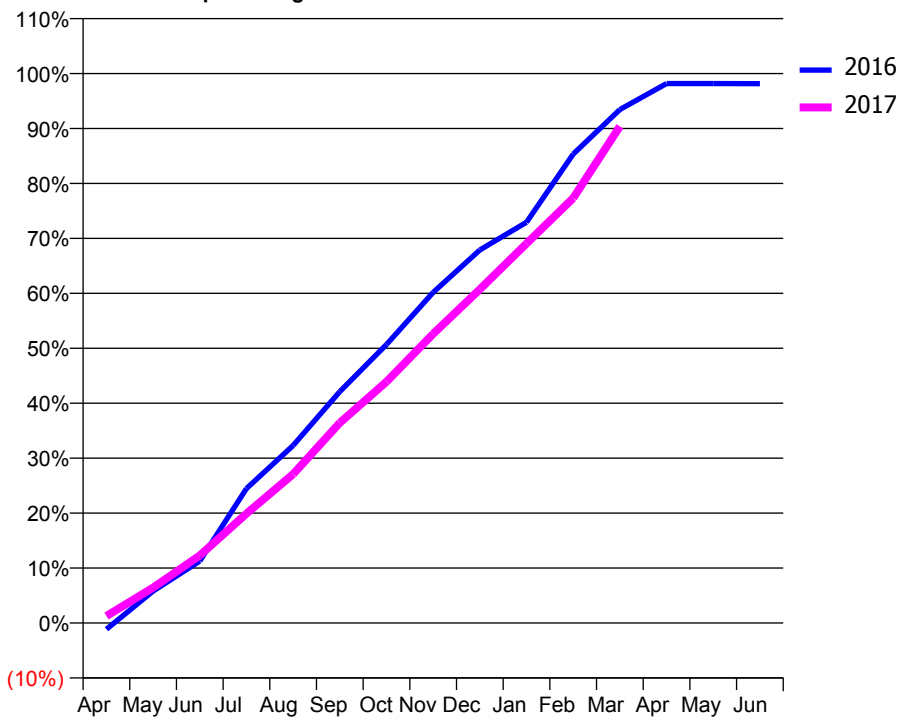
ACCESS*

Patients seen in 24 months	Total	Change since previous quarter
Quarter ending March 2016	12,278	
Quarter ending June 2016	12,103	↓
Quarter ending September 2016	11,998	→
Quarter ending December 2016	12,048	→
Quarter ending March 2017	12,514	↑
Variance since March 2016	1.9%	→



ACTIVITY

Cumulative percentage of contracted UDA delivered 2016 & 2017



Month	Adjusted Scheduled Activity (UDA)	
	2016	2017
April	-437	491
May	2,232	2,467
June	4,317	4,716
July	9,380	7,629
August	12,387	10,391
September	16,148	13,964
October	19,427	16,835
November	23,062	20,171
December	26,027	23,277
January	27,958	26,469
February	32,712	29,646
March	35,821	34,653
April	37,631	
May	37,631	
June	37,628	

QUALITY

	Quantity	Base Number	Contract	AT	Region	England
% of FP17s for the same patient ID Re-attending within 3 months - Children	472	5,720	8.3%	13.2%	13.3%	12.3%
% of FP17s for the same patient ID Re-attending within 3 months - Adults	1,971	12,716	15.5%	17.3%	17.3%	16.7%
% of FP17s for the same patient ID Re-attending between 3 & 9 months - Children	3,281	5,720	57.4%	56.9%	58.9%	57.6%
% of FP17s for the same patient ID Re-attending between 3 & 9 months - Adults	6,941	12,716	54.6%	50.6%	52.2%	50.1%
% of FP17s for Band 1 Urgent Courses	1,348	16,593	8.1%	10.9%	9.2%	9.1%
% of FP17s Relating to Free Repair or Replacements	251	16,593	1.5%	0.9%	1.0%	0.8%
% of FP17s Relating to Continuations	278	16,593	1.7%	1.2%	1.4%	1.2%
% of Patients satisfied with the dentistry they have received	21	22	95.5%	92.2%	93.1%	92.8%
% of Patients satisfied with the time they had to wait for an appointment	16	22	72.7%	88.3%	89.5%	88.7%

* This is based on patients treated on this contract for their most recent course of treatment. Figures in italics indicate the base number of FP17s or Patient Questionnaire responses are less than 100. N/A is shown where the base number of responses is less than 10 during the period. % is calculated as Quantity/Base number*100

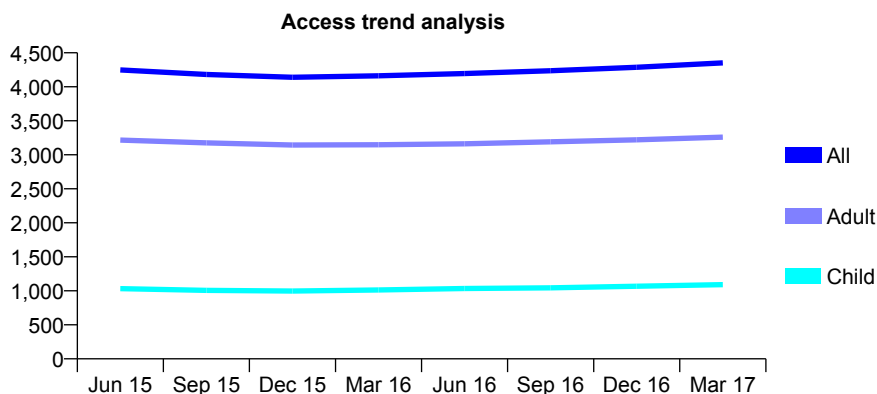
Q47 - Vital Signs At a Glance Contract Report for 676306/0001 - March 2017

Name or company name	MR BS AARON
Contract type name	GDS Contract
Purpose of contract	General
Contract start date	01/04/2006
Contract end date	

16/17 Contracted general activity (UDA)	12,200
Carry forward general activity (UDA)	-170
16/17 Contracted orthodontic activity (UOA)	0
Carry forward orthodontic activity (UOA)	0
Baseline contract value	£379,095.28

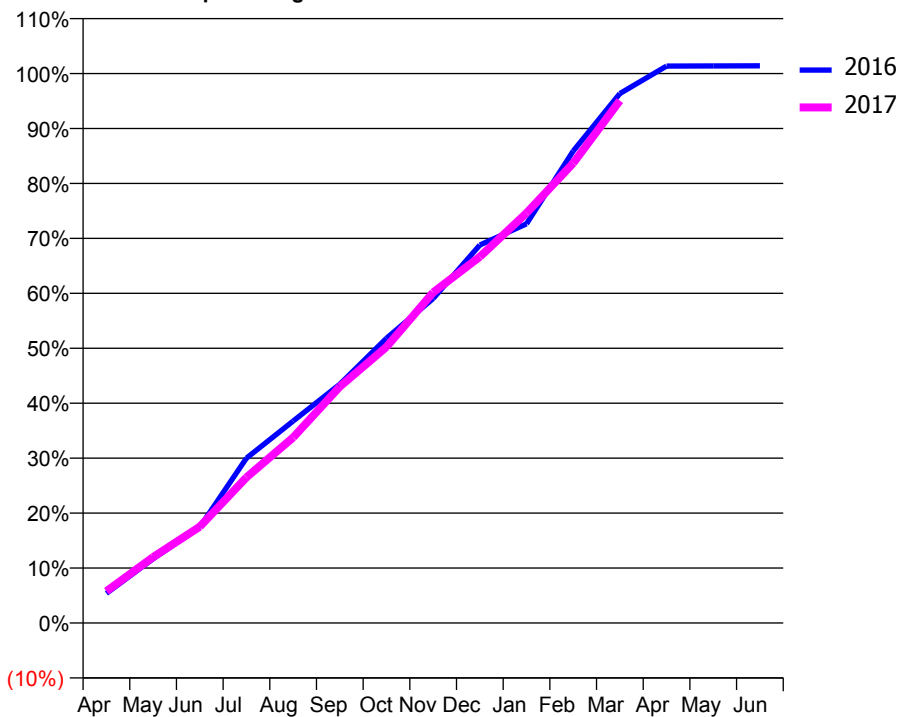
ACCESS*

Patients seen in 24 months	Total	Change since previous quarter
Quarter ending March 2016	4,161	
Quarter ending June 2016	4,196	→
Quarter ending September 2016	4,236	→
Quarter ending December 2016	4,287	→
Quarter ending March 2017	4,351	→
Variance since March 2016	4.6%	↑



ACTIVITY

Cumulative percentage of contracted UDA delivered 2016 & 2017



Month	Adjusted Scheduled Activity (UDA)	
	2016	2017
April	660	705
May	1,426	1,464
June	2,131	2,138
July	3,661	3,234
August	4,483	4,121
September	5,301	5,249
October	6,321	6,130
November	7,204	7,340
December	8,391	8,130
January	8,861	9,102
February	10,478	10,209
March	11,755	11,598
April	12,364	
May	12,367	
June	12,370	

QUALITY

	Quantity	Base Number	Contract	AT	Region	England
% of FP17s for the same patient ID Re-attending within 3 months - Children	137	1,847	7.4%	13.2%	13.3%	12.3%
% of FP17s for the same patient ID Re-attending within 3 months - Adults	437	5,085	8.6%	17.3%	17.3%	16.7%
% of FP17s for the same patient ID Re-attending between 3 & 9 months - Children	1,219	1,847	66.0%	56.9%	58.9%	57.6%
% of FP17s for the same patient ID Re-attending between 3 & 9 months - Adults	3,665	5,085	72.1%	50.6%	52.2%	50.1%
% of FP17s for Band 1 Urgent Courses	341	5,949	5.7%	10.9%	9.2%	9.1%
% of FP17s Relating to Free Repair or Replacements	46	5,949	0.8%	0.9%	1.0%	0.8%
% of FP17s Relating to Continuations	27	5,949	0.5%	1.2%	1.4%	1.2%
% of Patients satisfied with the dentistry they have received	18	18	100.0%	92.2%	93.1%	92.8%
% of Patients satisfied with the time they had to wait for an appointment	17	18	94.4%	88.3%	89.5%	88.7%

* This is based on patients treated on this contract for their most recent course of treatment. Figures in italics indicate the base number of FP17s or Patient Questionnaire responses are less than 100. N/A is shown where the base number of responses is less than 10 during the period. % is calculated as Quantity/Base number*100

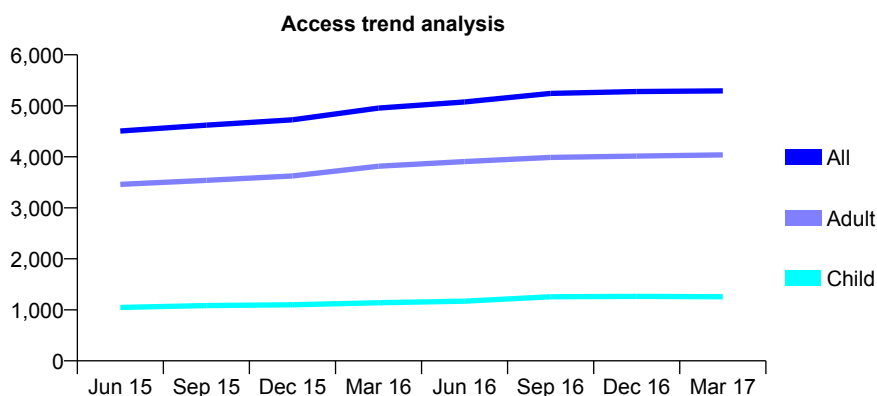
Q47 - Vital Signs At a Glance Contract Report for 676659/0001 - March 2017

Name or company name	Mr Hitesh Nayar and Mr Abraham Malik
Contract type name	GDS Contract
Purpose of contract	General
Contract start date	01/04/2006
Contract end date	

16/17 Contracted general activity (UDA)	14,620
Carry forward general activity (UDA)	-292
16/17 Contracted orthodontic activity (UOA)	0
Carry forward orthodontic activity (UOA)	0
Baseline contract value	£416,229.10

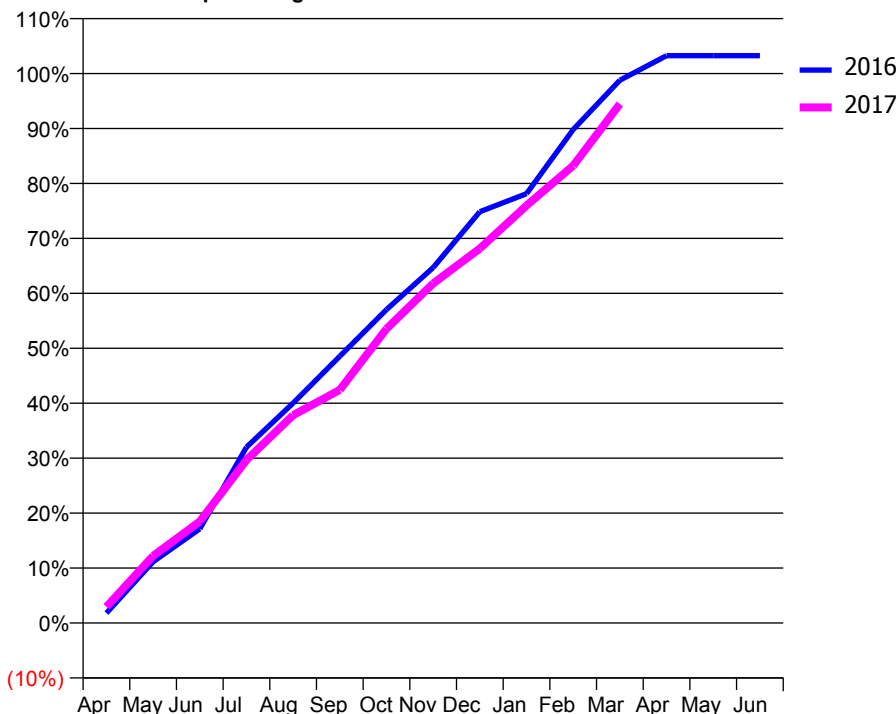
ACCESS*

Patients seen in 24 months	Total	Change since previous quarter
Quarter ending March 2016	4,955	
Quarter ending June 2016	5,076	↑
Quarter ending September 2016	5,244	↑
Quarter ending December 2016	5,279	→
Quarter ending March 2017	5,294	→
Variance since March 2016	6.8%	↑



ACTIVITY

Cumulative percentage of contracted UDA delivered 2016 & 2017



Month	Adjusted Scheduled Activity (UDA)	
	2016	2017
April	266	431
May	1,630	1,786
June	2,507	2,702
July	4,677	4,337
August	5,852	5,528
September	7,097	6,205
October	8,340	7,829
November	9,456	9,036
December	10,943	9,966
January	11,422	11,105
February	13,129	12,166
March	14,443	13,811
April	15,095	
May	15,094	
June	15,094	

QUALITY

	Quantity	Base Number	Contract	AT	Region	England
% of FP17s for the same patient ID Re-attending within 3 months - Children	98	1,640	6.0%	13.2%	13.3%	12.3%
% of FP17s for the same patient ID Re-attending within 3 months - Adults	599	5,069	11.8%	17.3%	17.3%	16.7%
% of FP17s for the same patient ID Re-attending between 3 & 9 months - Children	651	1,640	39.7%	56.9%	58.9%	57.6%
% of FP17s for the same patient ID Re-attending between 3 & 9 months - Adults	2,286	5,069	45.1%	50.6%	52.2%	50.1%
% of FP17s for Band 1 Urgent Courses	491	6,394	7.7%	10.9%	9.2%	9.1%
% of FP17s Relating to Free Repair or Replacements	45	6,394	0.7%	0.9%	1.0%	0.8%
% of FP17s Relating to Continuations	105	6,394	1.6%	1.2%	1.4%	1.2%
% of Patients satisfied with the dentistry they have received	8	8	N/A	92.2%	93.1%	92.8%
% of Patients satisfied with the time they had to wait for an appointment	7	8	N/A	88.3%	89.5%	88.7%

* This is based on patients treated on this contract for their most recent course of treatment. Figures in italics indicate the base number of FP17s or Patient Questionnaire responses are less than 100. N/A is shown where the base number of responses is less than 10 during the period. % is calculated as Quantity/Base number*100

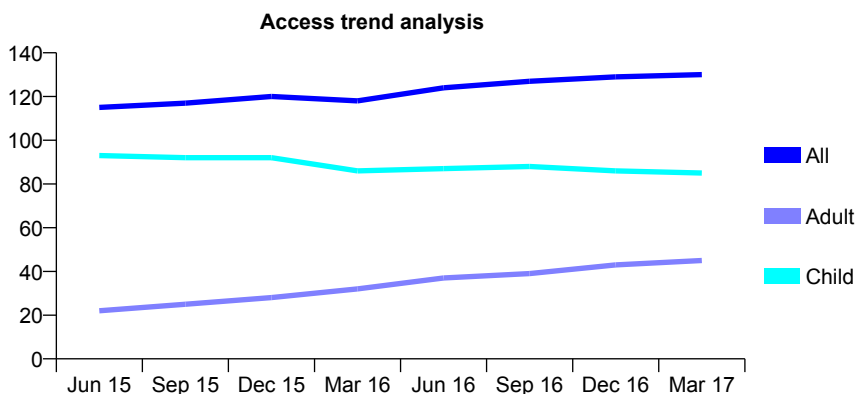
Q47 - Vital Signs At a Glance Contract Report for 677612/0001 - March 2017

Name or company name	MR S ALLAN
Contract type name	GDS Contract
Purpose of contract	General
Contract start date	01/04/2006
Contract end date	

16/17 Contracted general activity (UDA)	400
Carry forward general activity (UDA)	0
16/17 Contracted orthodontic activity (UOA)	0
Carry forward orthodontic activity (UOA)	0
Baseline contract value	£9,004.98

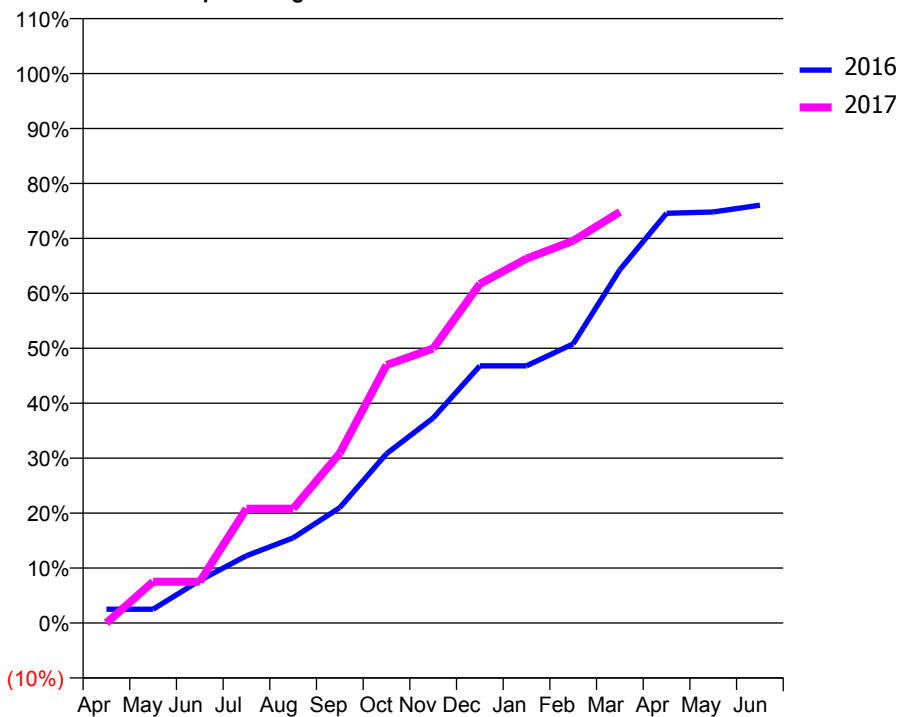
ACCESS*

Patients seen in 24 months	Total	Change since previous quarter
Quarter ending March 2016	118	
Quarter ending June 2016	124	↑
Quarter ending September 2016	127	↑
Quarter ending December 2016	129	→
Quarter ending March 2017	130	→
Variance since March 2016	10.2%	↑



ACTIVITY

Cumulative percentage of contracted UDA delivered 2016 & 2017



Month	Adjusted Scheduled Activity (UDA)	
	2016	2017
April	10	0
May	10	30
June	31	30
July	49	83
August	62	83
September	84	124
October	123	188
November	149	200
December	187	247
January	187	265
February	203	278
March	257	299
April	298	
May	299	
June	304	

QUALITY

	Quantity	Base Number	Contract	AT	Region	England
% of FP17s for the same patient ID Re-attending within 3 months - Children	11	123	8.9%	13.2%	13.3%	12.3%
% of FP17s for the same patient ID Re-attending within 3 months - Adults	6	38	15.8%	17.3%	17.3%	16.7%
% of FP17s for the same patient ID Re-attending between 3 & 9 months - Children	57	123	46.3%	56.9%	58.9%	57.6%
% of FP17s for the same patient ID Re-attending between 3 & 9 months - Adults	10	38	26.3%	50.6%	52.2%	50.1%
% of FP17s for Band 1 Urgent Courses	6	142	4.2%	10.9%	9.2%	9.1%
% of FP17s Relating to Free Repair or Replacements	0	142	0.0%	0.9%	1.0%	0.8%
% of FP17s Relating to Continuations	0	142	0.0%	1.2%	1.4%	1.2%
% of Patients satisfied with the dentistry they have received	2	2	N/A	92.2%	93.1%	92.8%
% of Patients satisfied with the time they had to wait for an appointment	2	2	N/A	88.3%	89.5%	88.7%

* This is based on patients treated on this contract for their most recent course of treatment. Figures in italics indicate the base number of FP17s or Patient Questionnaire responses are less than 100. N/A is shown where the base number of responses is less than 10 during the period. % is calculated as Quantity/Base number*100

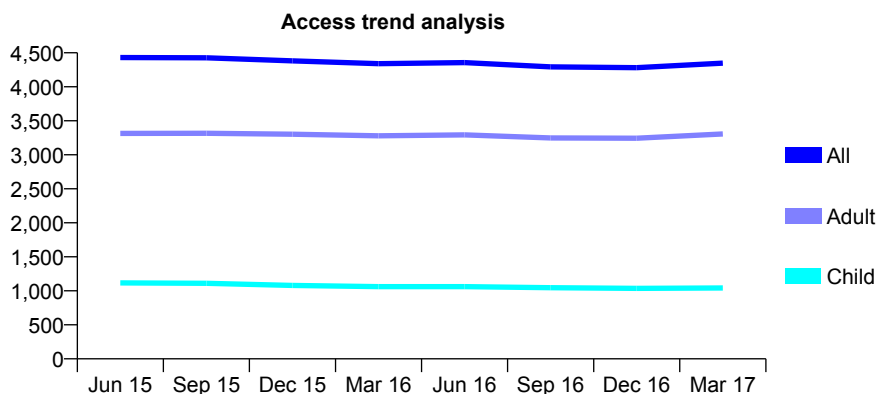
Q47 - Vital Signs At a Glance Contract Report for 679313/0001 - March 2017

Name or company name	MR CS WONG
Contract type name	GDS Contract
Purpose of contract	General
Contract start date	01/06/2008
Contract end date	

16/17 Contracted general activity (UDA)	16,856
Carry forward general activity (UDA)	648
16/17 Contracted orthodontic activity (UOA)	0
Carry forward orthodontic activity (UOA)	0
Baseline contract value	£505,771.79

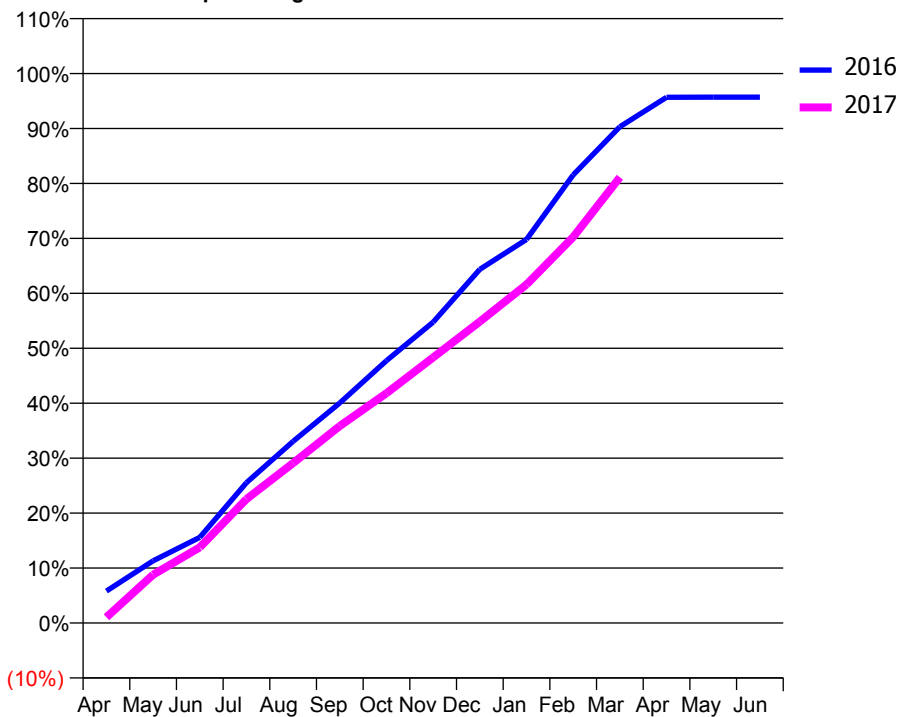
ACCESS*

Patients seen in 24 months	Total	Change since previous quarter
Quarter ending March 2016	4,341	
Quarter ending June 2016	4,356	→
Quarter ending September 2016	4,294	↓
Quarter ending December 2016	4,282	→
Quarter ending March 2017	4,349	→
Variance since March 2016	0.2%	→



ACTIVITY

Cumulative percentage of contracted UDA delivered 2016 & 2017



Adjusted Scheduled Activity (UDA)

Month	2016	2017
April	873	180
May	1,700	1,483
June	2,342	2,322
July	3,840	3,801
August	4,968	4,907
September	6,018	6,043
October	7,175	7,048
November	8,231	8,146
December	9,673	9,245
January	10,491	10,382
February	12,255	11,840
March	13,575	13,673
April	14,380	
May	14,385	
June	14,382	

QUALITY

	Quantity	Base Number	Contract	AT	Region	England
% of FP17s for the same patient ID Re-attending within 3 months - Children	124	1,576	7.9%	13.2%	13.3%	12.3%
% of FP17s for the same patient ID Re-attending within 3 months - Adults	813	5,201	15.6%	17.3%	17.3%	16.7%
% of FP17s for the same patient ID Re-attending between 3 & 9 months - Children	921	1,576	58.4%	56.9%	58.9%	57.6%
% of FP17s for the same patient ID Re-attending between 3 & 9 months - Adults	3,207	5,201	61.7%	50.6%	52.2%	50.1%
% of FP17s for Band 1 Urgent Courses	492	6,371	7.7%	10.9%	9.2%	9.1%
% of FP17s Relating to Free Repair or Replacements	55	6,371	0.9%	0.9%	1.0%	0.8%
% of FP17s Relating to Continuations	151	6,371	2.4%	1.2%	1.4%	1.2%
% of Patients satisfied with the dentistry they have received	9	11	81.8%	92.2%	93.1%	92.8%
% of Patients satisfied with the time they had to wait for an appointment	8	11	72.7%	88.3%	89.5%	88.7%

* This is based on patients treated on this contract for their most recent course of treatment. Figures in italics indicate the base number of FP17s or Patient Questionnaire responses are less than 100. N/A is shown where the base number of responses is less than 10 during the period. % is calculated as Quantity/Base number*100

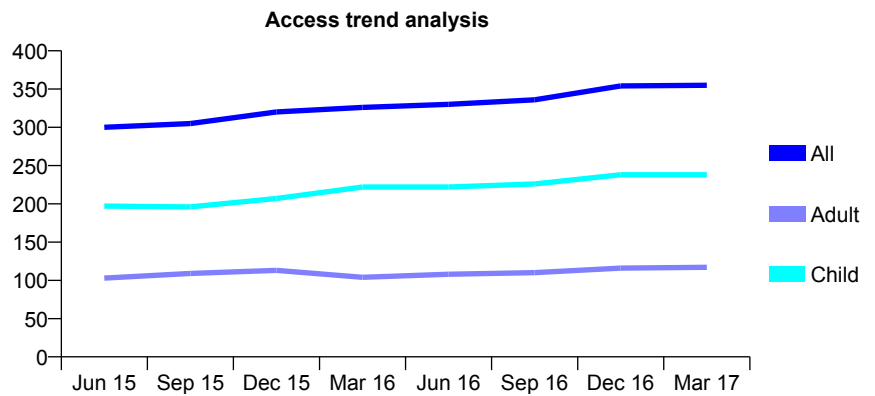
Q47 - Vital Signs At a Glance Contract Report for 680214/0001 - March 2017

Name or company name	MR JA SILCOX
Contract type name	GDS Contract
Purpose of contract	General
Contract start date	01/04/2008
Contract end date	

16/17 Contracted general activity (UDA)	910
Carry forward general activity (UDA)	13
16/17 Contracted orthodontic activity (UOA)	0
Carry forward orthodontic activity (UOA)	0
Baseline contract value	£25,001.13

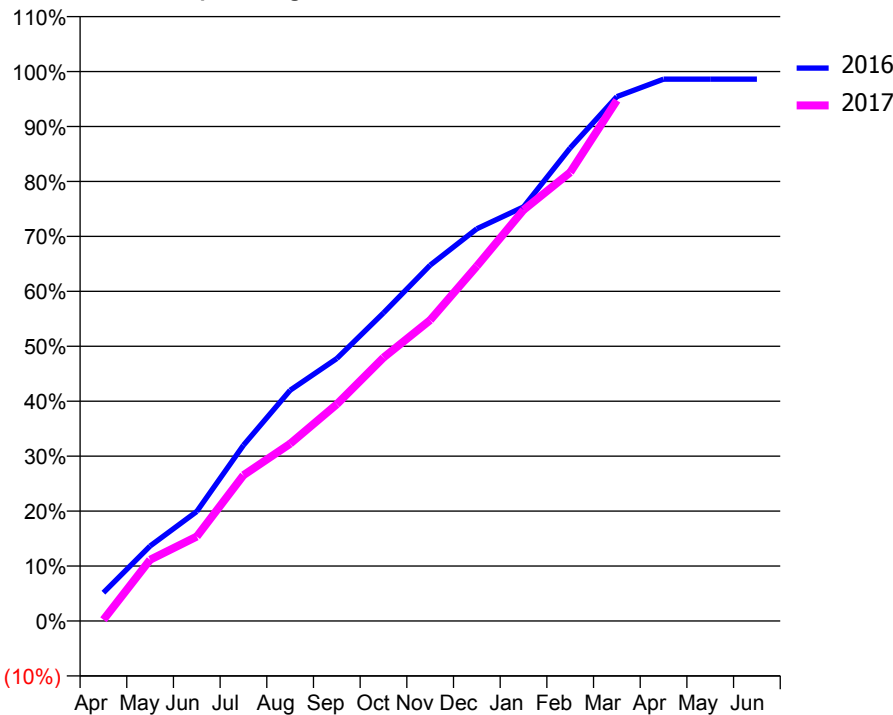
ACCESS*

Patients seen in 24 months	Total	Change since previous quarter
Quarter ending March 2016	326	
Quarter ending June 2016	330	→
Quarter ending September 2016	336	→
Quarter ending December 2016	354	↑
Quarter ending March 2017	355	→
Variance since March 2016	8.9%	↑



ACTIVITY

Cumulative percentage of contracted UDA delivered 2016 & 2017



Month	Adjusted Scheduled Activity (UDA)	
	2016	2017
April	47	2
May	124	101
June	181	140
July	291	241
August	382	294
September	435	359
October	510	436
November	589	498
December	650	588
January	686	681
February	783	743
March	868	862
April	897	
May	897	
June	897	

QUALITY

	Quantity	Base Number	Contract	AT	Region	England
% of FP17s for the same patient ID Re-attending within 3 months - Children	26	426	6.1%	13.2%	13.3%	12.3%
% of FP17s for the same patient ID Re-attending within 3 months - Adults	8	157	5.1%	17.3%	17.3%	16.7%
% of FP17s for the same patient ID Re-attending between 3 & 9 months - Children	299	426	70.2%	56.9%	58.9%	57.6%
% of FP17s for the same patient ID Re-attending between 3 & 9 months - Adults	82	157	52.2%	50.6%	52.2%	50.1%
% of FP17s for Band 1 Urgent Courses	31	558	5.6%	10.9%	9.2%	9.1%
% of FP17s Relating to Free Repair or Replacements	0	558	0.0%	0.9%	1.0%	0.8%
% of FP17s Relating to Continuations	0	558	0.0%	1.2%	1.4%	1.2%
% of Patients satisfied with the dentistry they have received	0	0	N/A	92.2%	93.1%	92.8%
% of Patients satisfied with the time they had to wait for an appointment	0	0	N/A	88.3%	89.5%	88.7%

* This is based on patients treated on this contract for their most recent course of treatment. Figures in italics indicate the base number of FP17s or Patient Questionnaire responses are less than 100. N/A is shown where the base number of responses is less than 10 during the period. % is calculated as Quantity/Base number*100

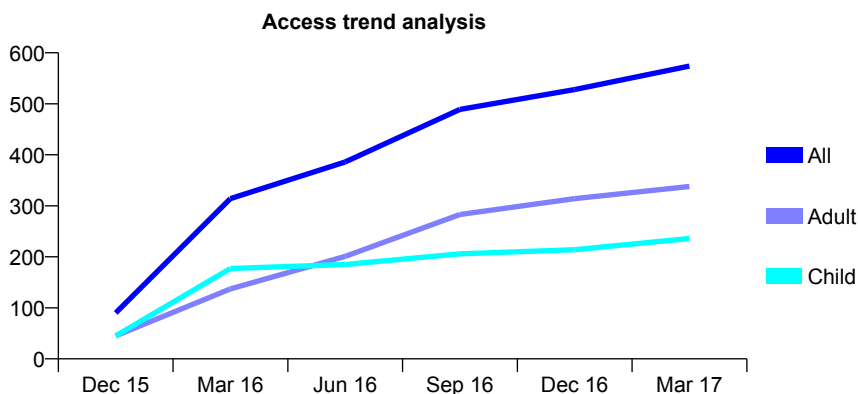
Q47 - Vital Signs At a Glance Contract Report for 696293/0001 - March 2017

Name or company name	MR V PATEL
Contract type name	GDS Contract
Purpose of contract	General
Contract start date	01/11/2015
Contract end date	

16/17 Contracted general activity (UDA)	2,790
Carry forward general activity (UDA)	-3
16/17 Contracted orthodontic activity (UOA)	0
Carry forward orthodontic activity (UOA)	0
Baseline contract value	£60,699.06

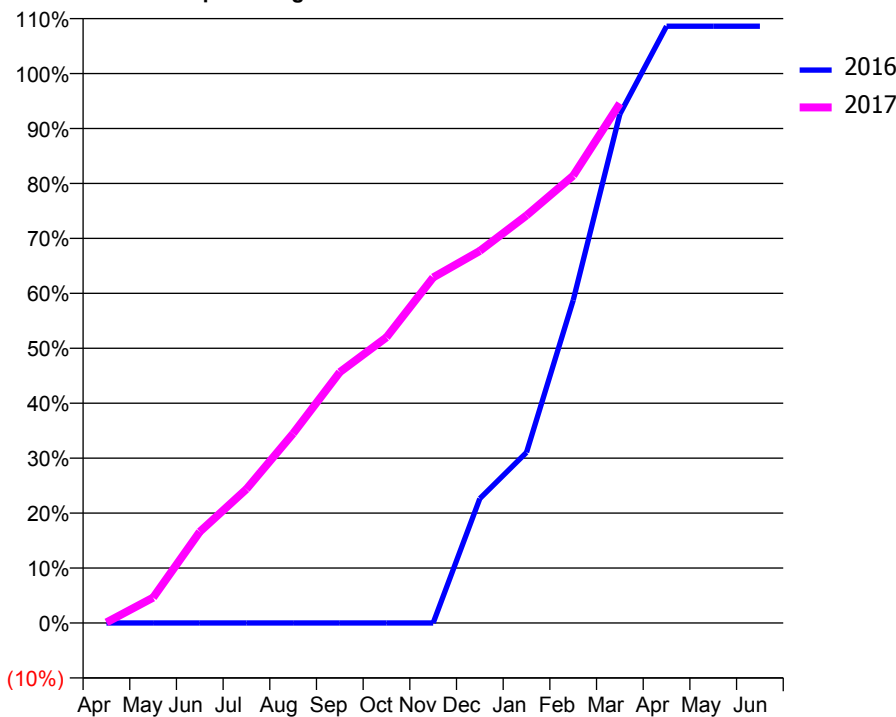
ACCESS*

Patients seen in 24 months	Total	Change since previous quarter
Quarter ending March 2016	314	
Quarter ending June 2016	386	↑
Quarter ending September 2016	489	↑
Quarter ending December 2016	528	↑
Quarter ending March 2017	574	↑
Variance since March 2016	82.8%	↑



ACTIVITY

Cumulative percentage of contracted UDA delivered 2016 & 2017



Month	Adjusted Scheduled Activity (UDA)	
	2016	2017
April	0	3
May	0	129
June	0	464
July	0	680
August	0	962
September	0	1,274
October	0	1,451
November	0	1,755
December	263	1,889
January	361	2,069
February	683	2,271
March	1,077	2,638
April	1,263	
May	1,263	
June	1,263	

QUALITY

	Quantity	Base Number	Contract	AT	Region	England
% of FP17s for the same patient ID Re-attending within 3 months - Children	45	411	10.9%	13.2%	13.3%	12.3%
% of FP17s for the same patient ID Re-attending within 3 months - Adults	66	417	15.8%	17.3%	17.3%	16.7%
% of FP17s for the same patient ID Re-attending between 3 & 9 months - Children	216	411	52.6%	56.9%	58.9%	57.6%
% of FP17s for the same patient ID Re-attending between 3 & 9 months - Adults	121	417	29.0%	50.6%	52.2%	50.1%
% of FP17s for Band 1 Urgent Courses	44	788	5.6%	10.9%	9.2%	9.1%
% of FP17s Relating to Free Repair or Replacements	0	788	0.0%	0.9%	1.0%	0.8%
% of FP17s Relating to Continuations	1	788	0.1%	1.2%	1.4%	1.2%
% of Patients satisfied with the dentistry they have received	0	0	N/A	92.2%	93.1%	92.8%
% of Patients satisfied with the time they had to wait for an appointment	0	0	N/A	88.3%	89.5%	88.7%

* This is based on patients treated on this contract for their most recent course of treatment. Figures in italics indicate the base number of FP17s or Patient Questionnaire responses are less than 100. N/A is shown where the base number of responses is less than 10 during the period. % is calculated as Quantity/Base number*100

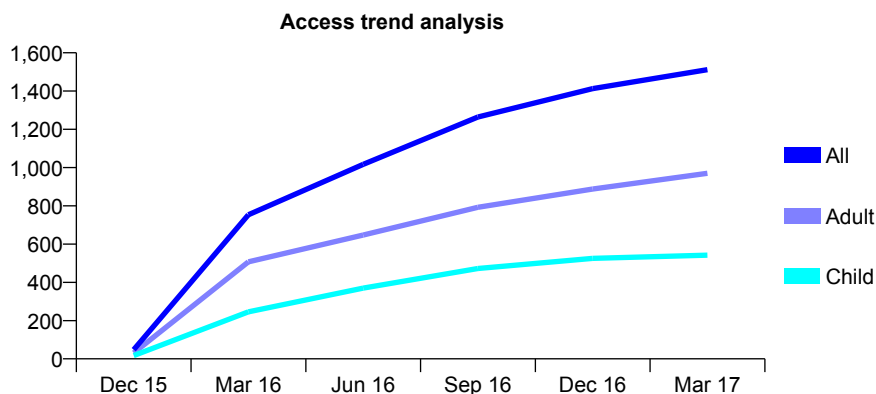
Q47 - Vital Signs At a Glance Contract Report for 723967/0002 - March 2017

Name or company name	Lowerbank Dental Practice
Contract type name	GDS Contract
Purpose of contract	General
Contract start date	21/12/2015
Contract end date	

16/17 Contracted general activity (UDA)	4,446
Carry forward general activity (UDA)	-89
16/17 Contracted orthodontic activity (UOA)	0
Carry forward orthodontic activity (UOA)	0
Baseline contract value	£119,235.80

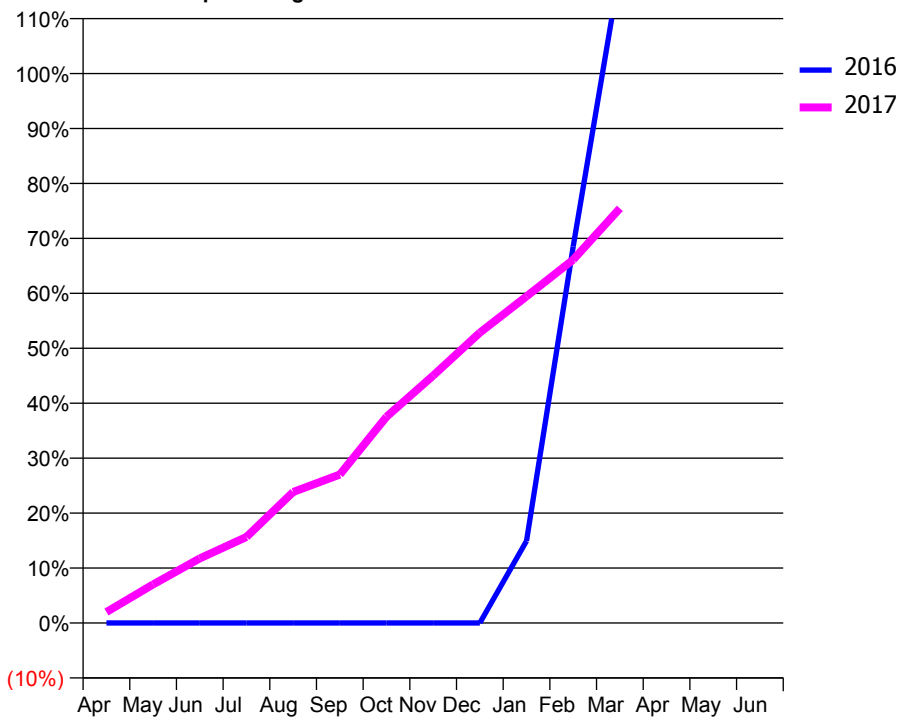
ACCESS*

Patients seen in 24 months	Total	Change since previous quarter
Quarter ending March 2016	753	
Quarter ending June 2016	1,017	↑
Quarter ending September 2016	1,264	↑
Quarter ending December 2016	1,413	↑
Quarter ending March 2017	1,512	↑
Variance since March 2016	100.8%	↑



ACTIVITY

Cumulative percentage of contracted UDA delivered 2016 & 2017



Month	Adjusted Scheduled Activity (UDA)	
	2016	2017
April	0	89
May	0	313
June	0	523
July	0	697
August	0	1,060
September	0	1,201
October	0	1,668
November	0	2,001
December	0	2,349
January	166	2,643
February	762	2,940
March	1,320	3,355
April	1,530	
May	1,530	
June	1,530	

QUALITY

	Quantity	Base Number	Contract	AT	Region	England
% of FP17s for the same patient ID Re-attending within 3 months - Children	31	729	4.3%	13.2%	13.3%	12.3%
% of FP17s for the same patient ID Re-attending within 3 months - Adults	112	1,142	9.8%	17.3%	17.3%	16.7%
% of FP17s for the same patient ID Re-attending between 3 & 9 months - Children	226	729	31.0%	56.9%	58.9%	57.6%
% of FP17s for the same patient ID Re-attending between 3 & 9 months - Adults	349	1,142	30.6%	50.6%	52.2%	50.1%
% of FP17s for Band 1 Urgent Courses	118	1,760	6.7%	10.9%	9.2%	9.1%
% of FP17s Relating to Free Repair or Replacements	4	1,760	0.2%	0.9%	1.0%	0.8%
% of FP17s Relating to Continuations	13	1,760	0.7%	1.2%	1.4%	1.2%
% of Patients satisfied with the dentistry they have received	2	2	N/A	92.2%	93.1%	92.8%
% of Patients satisfied with the time they had to wait for an appointment	1	2	N/A	88.3%	89.5%	88.7%

* This is based on patients treated on this contract for their most recent course of treatment. Figures in italics indicate the base number of FP17s or Patient Questionnaire responses are less than 100. N/A is shown where the base number of responses is less than 10 during the period. % is calculated as Quantity/Base number*100

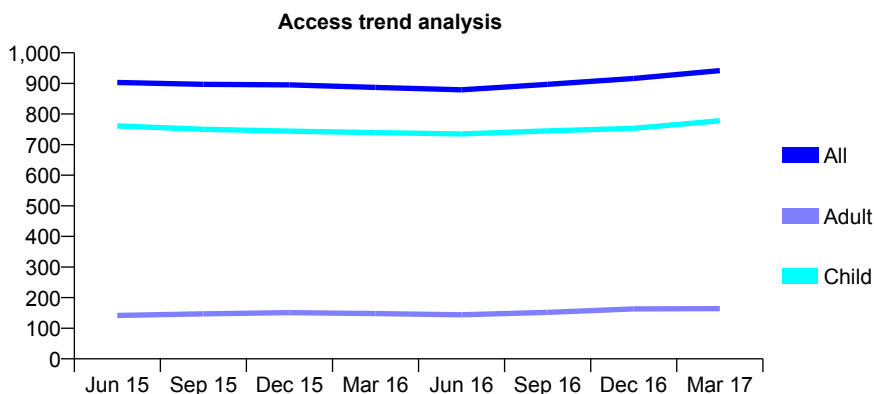
Q47 - Vital Signs At a Glance Contract Report for 729272/0001 - March 2017

Name or company name	MR MP LANE
Contract type name	GDS Contract
Purpose of contract	General
Contract start date	01/04/2006
Contract end date	

16/17 Contracted general activity (UDA)	2,485
Carry forward general activity (UDA)	0
16/17 Contracted orthodontic activity (UOA)	0
Carry forward orthodontic activity (UOA)	0
Baseline contract value	£55,800.41

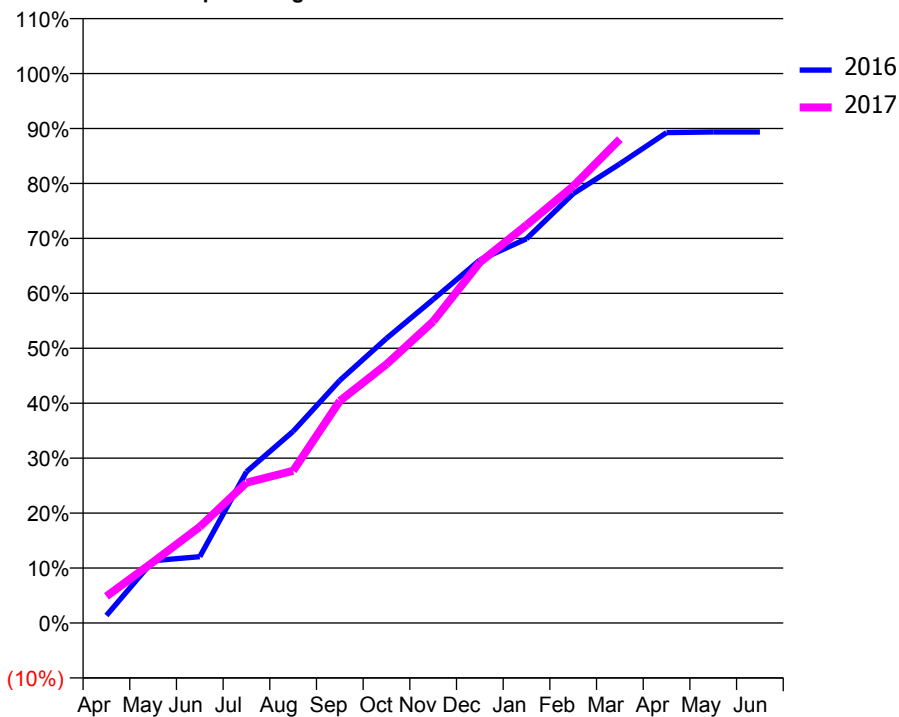
ACCESS*

Patients seen in 24 months	Total	Change since previous quarter
Quarter ending March 2016	887	
Quarter ending June 2016	879	→
Quarter ending September 2016	897	↑
Quarter ending December 2016	916	↑
Quarter ending March 2017	942	↑
Variance since March 2016	6.2%	↑



ACTIVITY

Cumulative percentage of contracted UDA delivered 2016 & 2017



Month	Adjusted Scheduled Activity (UDA)	
	2016	2017
April	34	121
May	282	276
June	300	435
July	684	635
August	867	688
September	1,097	1,004
October	1,287	1,170
November	1,463	1,364
December	1,642	1,631
January	1,738	1,800
February	1,941	1,975
March	2,077	2,188
April	2,218	
May	2,221	
June	2,221	

QUALITY

	Quantity	Base Number	Contract	AT	Region	England
% of FP17s for the same patient ID Re-attending within 3 months - Children	101	1,303	7.8%	13.2%	13.3%	12.3%
% of FP17s for the same patient ID Re-attending within 3 months - Adults	22	158	13.9%	17.3%	17.3%	16.7%
% of FP17s for the same patient ID Re-attending between 3 & 9 months - Children	877	1,303	67.3%	56.9%	58.9%	57.6%
% of FP17s for the same patient ID Re-attending between 3 & 9 months - Adults	118	158	74.7%	50.6%	52.2%	50.1%
% of FP17s for Band 1 Urgent Courses	67	1,368	4.9%	10.9%	9.2%	9.1%
% of FP17s Relating to Free Repair or Replacements	0	1,368	0.0%	0.9%	1.0%	0.8%
% of FP17s Relating to Continuations	0	1,368	0.0%	1.2%	1.4%	1.2%
% of Patients satisfied with the dentistry they have received	2	2	N/A	92.2%	93.1%	92.8%
% of Patients satisfied with the time they had to wait for an appointment	1	2	N/A	88.3%	89.5%	88.7%

* This is based on patients treated on this contract for their most recent course of treatment. Figures in italics indicate the base number of FP17s or Patient Questionnaire responses are less than 100. N/A is shown where the base number of responses is less than 10 during the period. % is calculated as Quantity/Base number*100

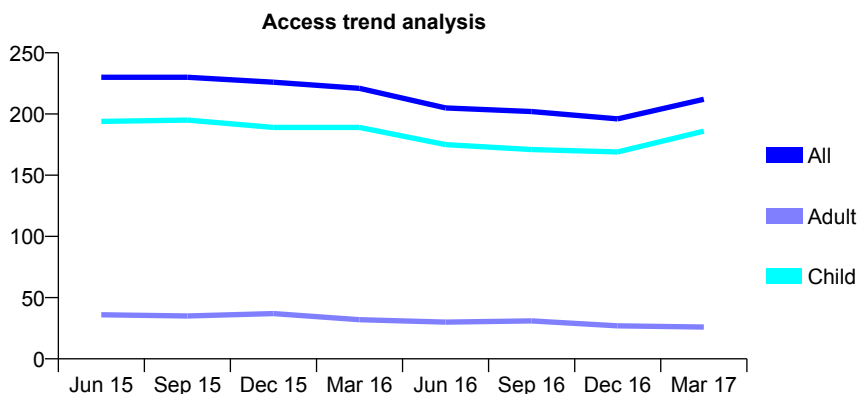
Q47 - Vital Signs At a Glance Contract Report for 731501/0001 - March 2017

Name or company name	MR MJ GLOVER
Contract type name	GDS Contract
Purpose of contract	General
Contract start date	01/04/2006
Contract end date	

16/17 Contracted general activity (UDA)	1,100
Carry forward general activity (UDA)	0
16/17 Contracted orthodontic activity (UOA)	0
Carry forward orthodontic activity (UOA)	0
Baseline contract value	£22,580.34

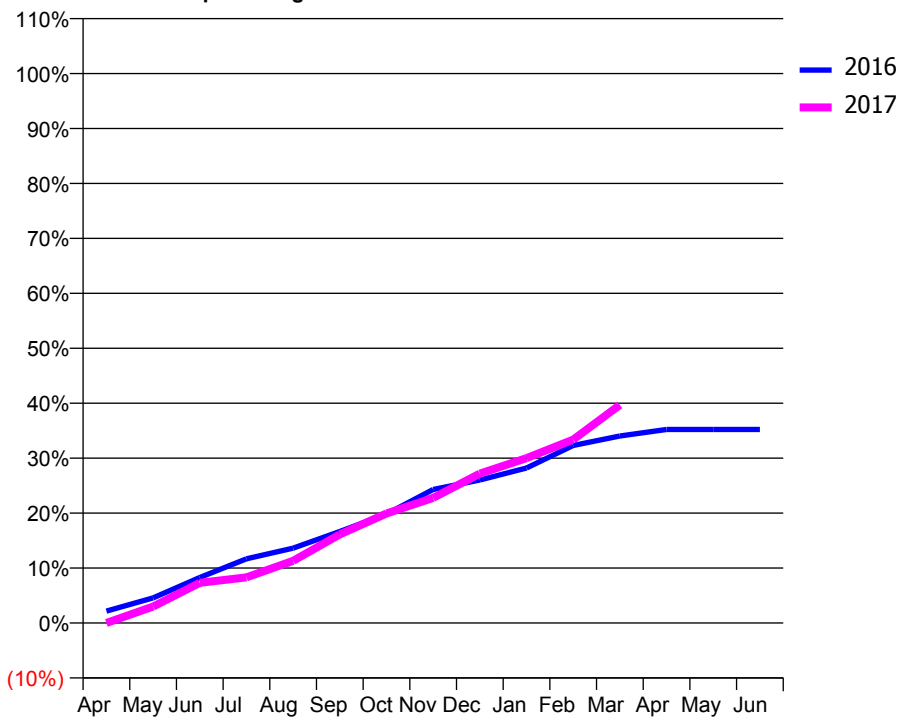
ACCESS*

Patients seen in 24 months	Total	Change since previous quarter
Quarter ending March 2016	221	
Quarter ending June 2016	205	↓
Quarter ending September 2016	202	↓
Quarter ending December 2016	196	↓
Quarter ending March 2017	212	↑
Variance since March 2016	(4.1%)	↓



ACTIVITY

Cumulative percentage of contracted UDA delivered 2016 & 2017



Month	Adjusted Scheduled Activity (UDA)	
	2016	2017
April	24	0
May	50	33
June	91	80
July	129	91
August	150	124
September	183	177
October	218	219
November	267	250
December	286	299
January	310	330
February	355	367
March	374	437
April	387	
May	387	
June	387	

QUALITY

	Quantity	Base Number	Contract	AT	Region	England
% of FP17s for the same patient ID Re-attending within 3 months - Children	25	306	8.2%	13.2%	13.3%	12.3%
% of FP17s for the same patient ID Re-attending within 3 months - Adults	0	0	N/A	17.3%	17.3%	16.7%
% of FP17s for the same patient ID Re-attending between 3 & 9 months - Children	186	306	60.8%	56.9%	58.9%	57.6%
% of FP17s for the same patient ID Re-attending between 3 & 9 months - Adults	0	0	N/A	50.6%	52.2%	50.1%
% of FP17s for Band 1 Urgent Courses	8	293	2.7%	10.9%	9.2%	9.1%
% of FP17s Relating to Free Repair or Replacements	0	293	0.0%	0.9%	1.0%	0.8%
% of FP17s Relating to Continuations	1	293	0.3%	1.2%	1.4%	1.2%
% of Patients satisfied with the dentistry they have received	1	1	N/A	92.2%	93.1%	92.8%
% of Patients satisfied with the time they had to wait for an appointment	1	1	N/A	88.3%	89.5%	88.7%

* This is based on patients treated on this contract for their most recent course of treatment. Figures in italics indicate the base number of FP17s or Patient Questionnaire responses are less than 100. N/A is shown where the base number of responses is less than 10 during the period. % is calculated as Quantity/Base number*100

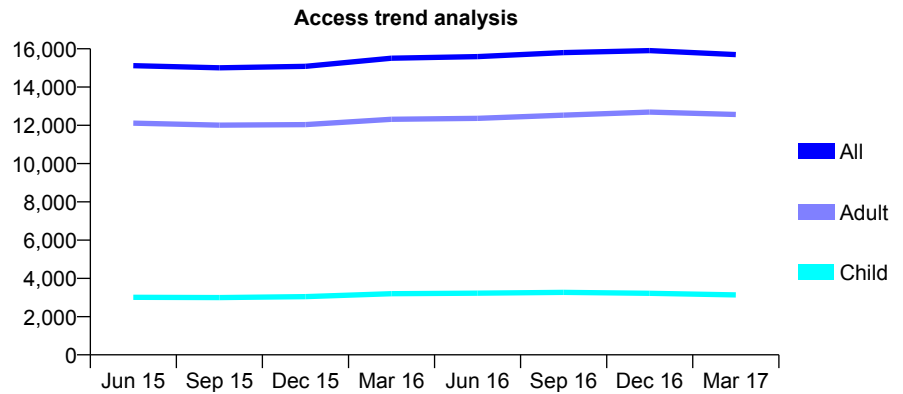
Q47 - Vital Signs At a Glance Contract Report for 732141/0001 - March 2017

Name or company name	MR MJ KENYON
Contract type name	GDS Contract
Purpose of contract	General
Contract start date	01/04/2006
Contract end date	

16/17 Contracted general activity (UDA)	45,968
Carry forward general activity (UDA)	0
16/17 Contracted orthodontic activity (UOA)	0
Carry forward orthodontic activity (UOA)	0
Baseline contract value	£1,661,279.26

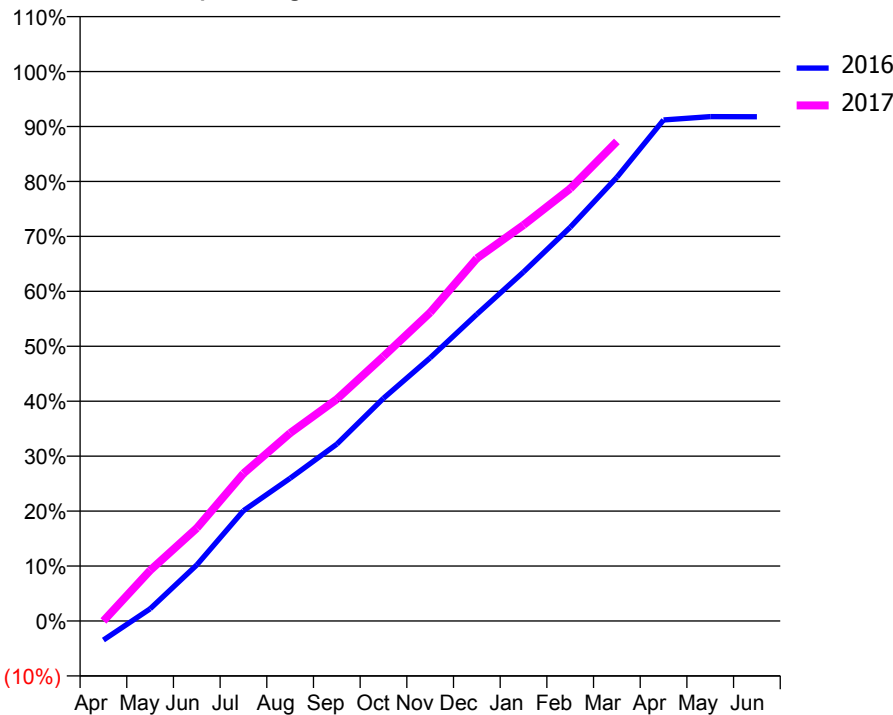
ACCESS*

Patients seen in 24 months	Total	Change since previous quarter
Quarter ending March 2016	15,507	
Quarter ending June 2016	15,589	→
Quarter ending September 2016	15,801	→
Quarter ending December 2016	15,905	→
Quarter ending March 2017	15,697	↓
Variance since March 2016	1.2%	→



ACTIVITY

Cumulative percentage of contracted UDA delivered 2016 & 2017



Month	Adjusted Scheduled Activity (UDA)	
	2016	2017
April	-1,600	0
May	1,025	4,230
June	4,685	7,773
July	9,232	12,342
August	11,943	15,719
September	14,795	18,554
October	18,639	22,141
November	22,014	25,810
December	25,667	30,339
January	29,193	33,125
February	32,937	36,169
March	37,119	40,122
April	41,914	
May	42,194	
June	42,188	

QUALITY

	Quantity	Base Number	Contract	AT	Region	England
% of FP17s for the same patient ID Re-attending within 3 months - Children	372	4,446	8.4%	13.2%	13.3%	12.3%
% of FP17s for the same patient ID Re-attending within 3 months - Adults	2,051	16,370	12.5%	17.3%	17.3%	16.7%
% of FP17s for the same patient ID Re-attending between 3 & 9 months - Children	2,070	4,446	46.6%	56.9%	58.9%	57.6%
% of FP17s for the same patient ID Re-attending between 3 & 9 months - Adults	8,397	16,370	51.3%	50.6%	52.2%	50.1%
% of FP17s for Band 1 Urgent Courses	448	18,548	2.4%	10.9%	9.2%	9.1%
% of FP17s Relating to Free Repair or Replacements	51	18,548	0.3%	0.9%	1.0%	0.8%
% of FP17s Relating to Continuations	534	18,548	2.9%	1.2%	1.4%	1.2%
% of Patients satisfied with the dentistry they have received	68	77	88.3%	92.2%	93.1%	92.8%
% of Patients satisfied with the time they had to wait for an appointment	70	77	90.9%	88.3%	89.5%	88.7%

* This is based on patients treated on this contract for their most recent course of treatment. Figures in italics indicate the base number of FP17s or Patient Questionnaire responses are less than 100. N/A is shown where the base number of responses is less than 10 during the period. % is calculated as Quantity/Base number*100

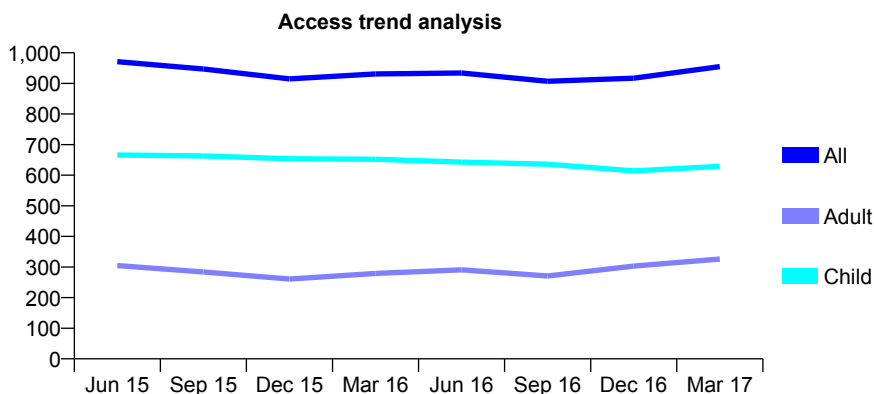
Q47 - Vital Signs At a Glance Contract Report for 736554/0001 - March 2017

Name or company name	MR NM GOODWIN
Contract type name	GDS Contract
Purpose of contract	General
Contract start date	01/04/2006
Contract end date	

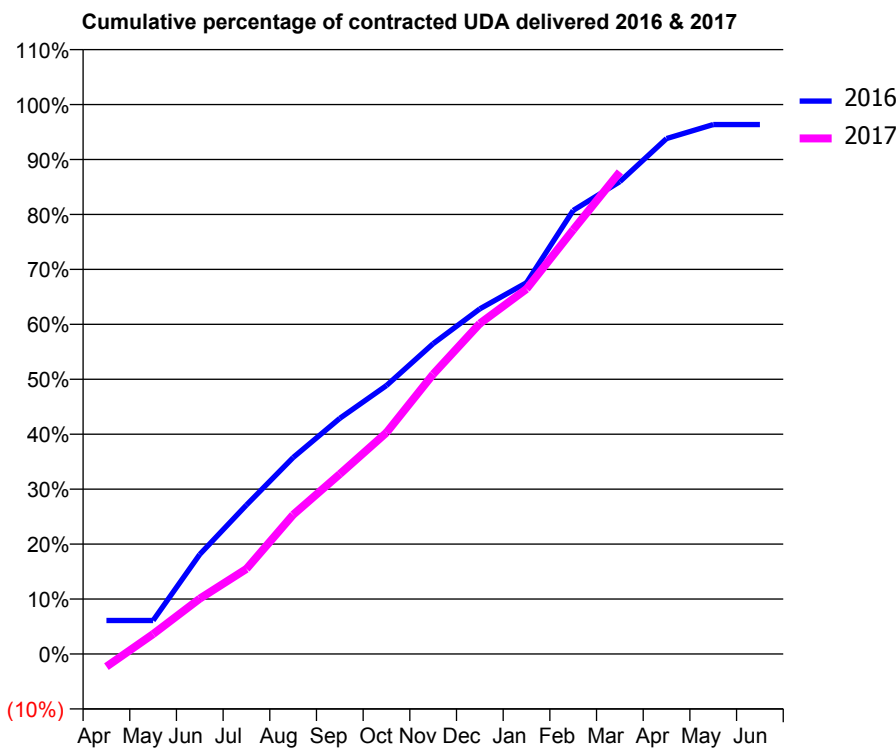
16/17 Contracted general activity (UDA)	3,000
Carry forward general activity (UDA)	109
16/17 Contracted orthodontic activity (UOA)	0
Carry forward orthodontic activity (UOA)	0
Baseline contract value	£70,806.09

ACCESS*

Patients seen in 24 months	Total	Change since previous quarter
Quarter ending March 2016	931	
Quarter ending June 2016	934	→
Quarter ending September 2016	907	↓
Quarter ending December 2016	917	→
Quarter ending March 2017	955	↑
Variance since March 2016	2.6%	↑



ACTIVITY



Month	Adjusted Scheduled Activity (UDA)	
	2016	2017
April	183	-69
May	183	109
June	544	303
July	814	465
August	1,073	761
September	1,286	982
October	1,466	1,209
November	1,694	1,527
December	1,885	1,805
January	2,027	1,993
February	2,421	2,316
March	2,579	2,632
April	2,814	
May	2,891	
June	2,891	

QUALITY

	Quantity	Base Number	Contract	AT	Region	England
% of FP17s for the same patient ID Re-attending within 3 months - Children	211	1,075	19.6%	13.2%	13.3%	12.3%
% of FP17s for the same patient ID Re-attending within 3 months - Adults	57	333	17.1%	17.3%	17.3%	16.7%
% of FP17s for the same patient ID Re-attending between 3 & 9 months - Children	542	1,075	50.4%	56.9%	58.9%	57.6%
% of FP17s for the same patient ID Re-attending between 3 & 9 months - Adults	81	333	24.3%	50.6%	52.2%	50.1%
% of FP17s for Band 1 Urgent Courses	85	1,293	6.6%	10.9%	9.2%	9.1%
% of FP17s Relating to Free Repair or Replacements	1	1,293	0.1%	0.9%	1.0%	0.8%
% of FP17s Relating to Continuations	2	1,293	0.2%	1.2%	1.4%	1.2%
% of Patients satisfied with the dentistry they have received	1	2	N/A	92.2%	93.1%	92.8%
% of Patients satisfied with the time they had to wait for an appointment	0	2	N/A	88.3%	89.5%	88.7%

* This is based on patients treated on this contract for their most recent course of treatment. Figures in italics indicate the base number of FP17s or Patient Questionnaire responses are less than 100. N/A is shown where the base number of responses is less than 10 during the period. % is calculated as Quantity/Base number*100

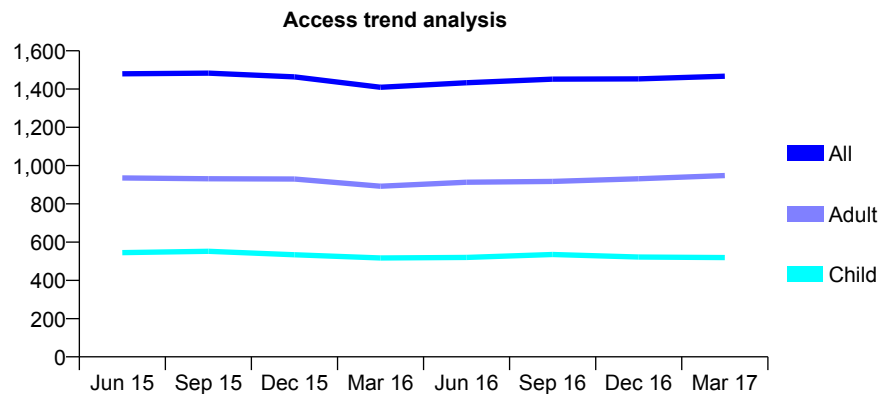
Q47 - Vital Signs At a Glance Contract Report for 739693/0001 - March 2017

Name or company name	MR JC LORD
Contract type name	GDS Contract
Purpose of contract	General
Contract start date	01/04/2006
Contract end date	

16/17 Contracted general activity (UDA)	1,760
Carry forward general activity (UDA)	-7
16/17 Contracted orthodontic activity (UOA)	0
Carry forward orthodontic activity (UOA)	0
Baseline contract value	£41,697.89

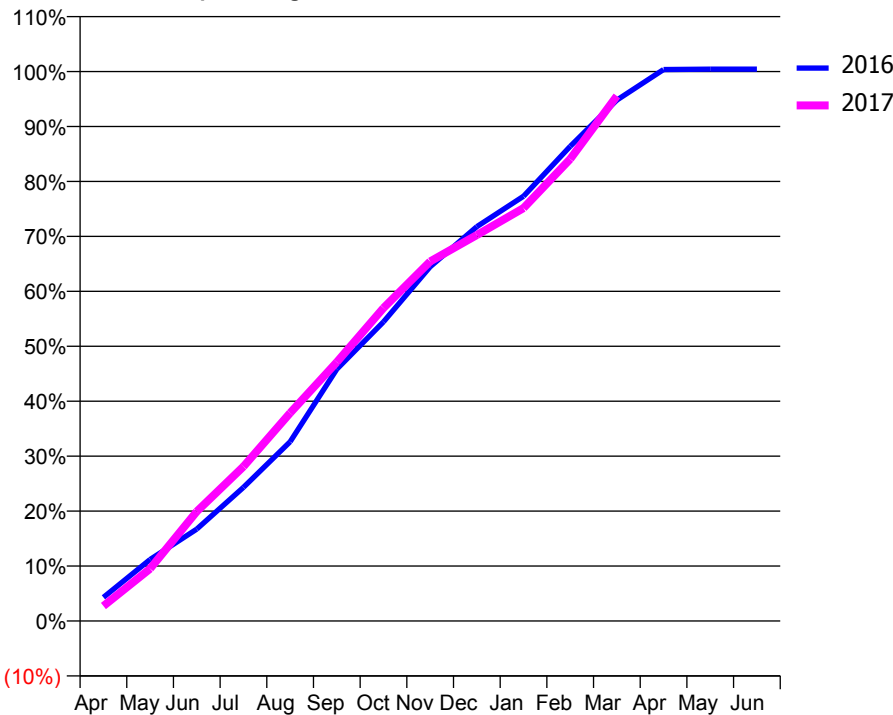
ACCESS*

Patients seen in 24 months	Total	Change since previous quarter
Quarter ending March 2016	1,409	
Quarter ending June 2016	1,433	→
Quarter ending September 2016	1,452	→
Quarter ending December 2016	1,453	→
Quarter ending March 2017	1,467	→
Variance since March 2016	4.1%	↑



ACTIVITY

Cumulative percentage of contracted UDA delivered 2016 & 2017



Month	Adjusted Scheduled Activity (UDA)	
	2016	2017
April	69	48
May	179	168
June	268	351
July	389	495
August	522	666
September	733	829
October	871	1,003
November	1,032	1,152
December	1,148	1,236
January	1,237	1,323
February	1,382	1,480
March	1,517	1,682
April	1,606	
May	1,607	
June	1,607	

QUALITY

	Quantity	Base Number	Contract	AT	Region	England
% of FP17s for the same patient ID Re-attending within 3 months - Children	34	671	5.1%	13.2%	13.3%	12.3%
% of FP17s for the same patient ID Re-attending within 3 months - Adults	167	1,276	13.1%	17.3%	17.3%	16.7%
% of FP17s for the same patient ID Re-attending between 3 & 9 months - Children	265	671	39.5%	56.9%	58.9%	57.6%
% of FP17s for the same patient ID Re-attending between 3 & 9 months - Adults	605	1,276	47.4%	50.6%	52.2%	50.1%
% of FP17s for Band 1 Urgent Courses	54	967	5.6%	10.9%	9.2%	9.1%
% of FP17s Relating to Free Repair or Replacements	0	967	0.0%	0.9%	1.0%	0.8%
% of FP17s Relating to Continuations	16	967	1.7%	1.2%	1.4%	1.2%
% of Patients satisfied with the dentistry they have received	1	1	N/A	92.2%	93.1%	92.8%
% of Patients satisfied with the time they had to wait for an appointment	1	1	N/A	88.3%	89.5%	88.7%

* This is based on patients treated on this contract for their most recent course of treatment. Figures in italics indicate the base number of FP17s or Patient Questionnaire responses are less than 100. N/A is shown where the base number of responses is less than 10 during the period. % is calculated as Quantity/Base number*100

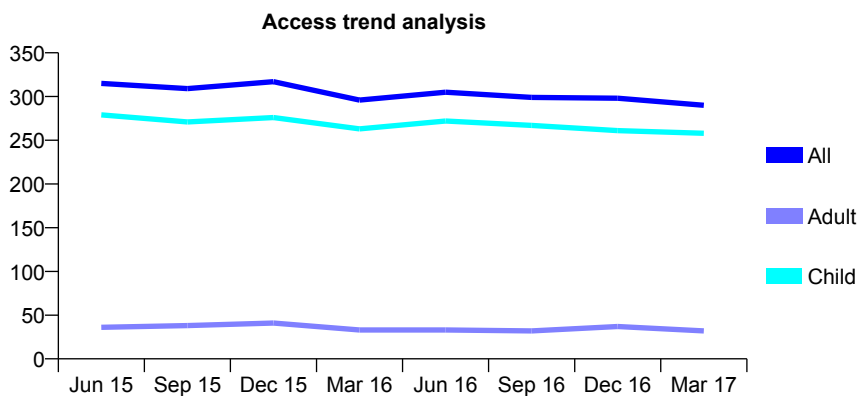
Q47 - Vital Signs At a Glance Contract Report for 740756/0002 - March 2017

Name or company name	MR MP COYLE
Contract type name	GDS Contract
Purpose of contract	General
Contract start date	01/04/2012
Contract end date	

16/17 Contracted general activity (UDA)	1,400
Carry forward general activity (UDA)	0
16/17 Contracted orthodontic activity (UOA)	0
Carry forward orthodontic activity (UOA)	0
Baseline contract value	£31,724.69

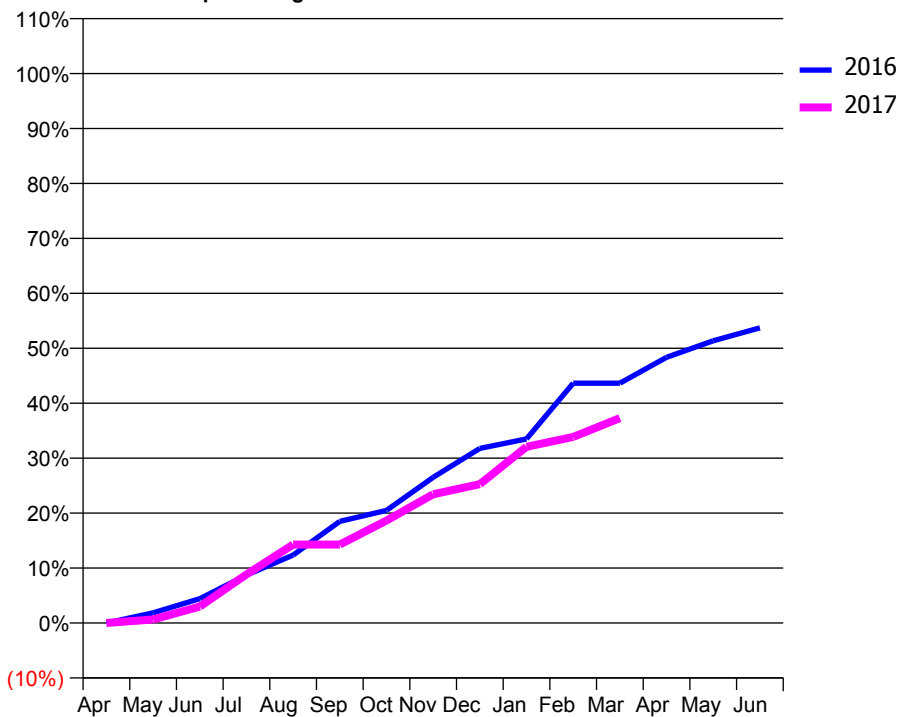
ACCESS*

Patients seen in 24 months	Total	Change since previous quarter
Quarter ending March 2016	296	
Quarter ending June 2016	305	↑
Quarter ending September 2016	299	↓
Quarter ending December 2016	298	→
Quarter ending March 2017	290	↓
Variance since March 2016	(2.0%)	↓



ACTIVITY

Cumulative percentage of contracted UDA delivered 2016 & 2017



Month	Adjusted Scheduled Activity (UDA)	
	2016	2017
April	0	0
May	26	9
June	62	42
July	122	124
August	173	200
September	259	200
October	287	261
November	371	328
December	445	354
January	469	449
February	611	474
March	611	522
April	677	
May	719	
June	752	

QUALITY

	Quantity	Base Number	Contract	AT	Region	England
% of FP17s for the same patient ID Re-attending within 3 months - Children	30	379	7.9%	13.2%	13.3%	12.3%
% of FP17s for the same patient ID Re-attending within 3 months - Adults	0	2	0.0%	17.3%	17.3%	16.7%
% of FP17s for the same patient ID Re-attending between 3 & 9 months - Children	202	379	53.3%	56.9%	58.9%	57.6%
% of FP17s for the same patient ID Re-attending between 3 & 9 months - Adults	1	2	50.0%	50.6%	52.2%	50.1%
% of FP17s for Band 1 Urgent Courses	0	308	0.0%	10.9%	9.2%	9.1%
% of FP17s Relating to Free Repair or Replacements	0	308	0.0%	0.9%	1.0%	0.8%
% of FP17s Relating to Continuations	0	308	0.0%	1.2%	1.4%	1.2%
% of Patients satisfied with the dentistry they have received	0	1	N/A	92.2%	93.1%	92.8%
% of Patients satisfied with the time they had to wait for an appointment	0	1	N/A	88.3%	89.5%	88.7%

* This is based on patients treated on this contract for their most recent course of treatment. Figures in italics indicate the base number of FP17s or Patient Questionnaire responses are less than 100. N/A is shown where the base number of responses is less than 10 during the period. % is calculated as Quantity/Base number*100

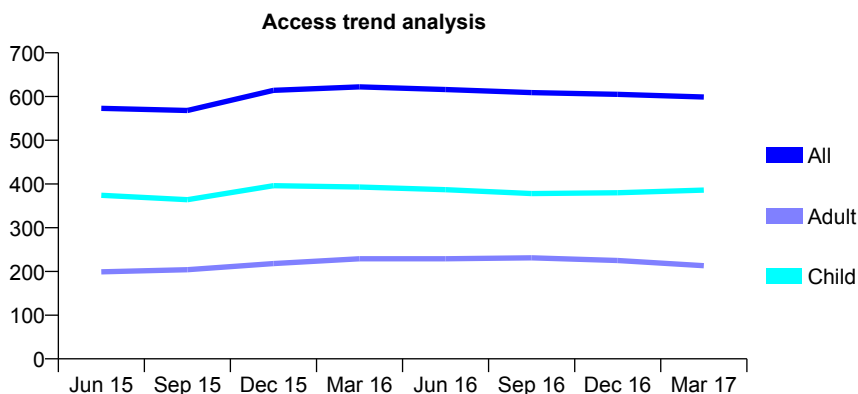
Q47 - Vital Signs At a Glance Contract Report for 741493/0001 - March 2017

Name or company name	MISS IE GOTT
Contract type name	GDS Contract
Purpose of contract	General
Contract start date	01/04/2006
Contract end date	

16/17 Contracted general activity (UDA)	1,370
Carry forward general activity (UDA)	0
16/17 Contracted orthodontic activity (UOA)	0
Carry forward orthodontic activity (UOA)	0
Baseline contract value	£28,755.91

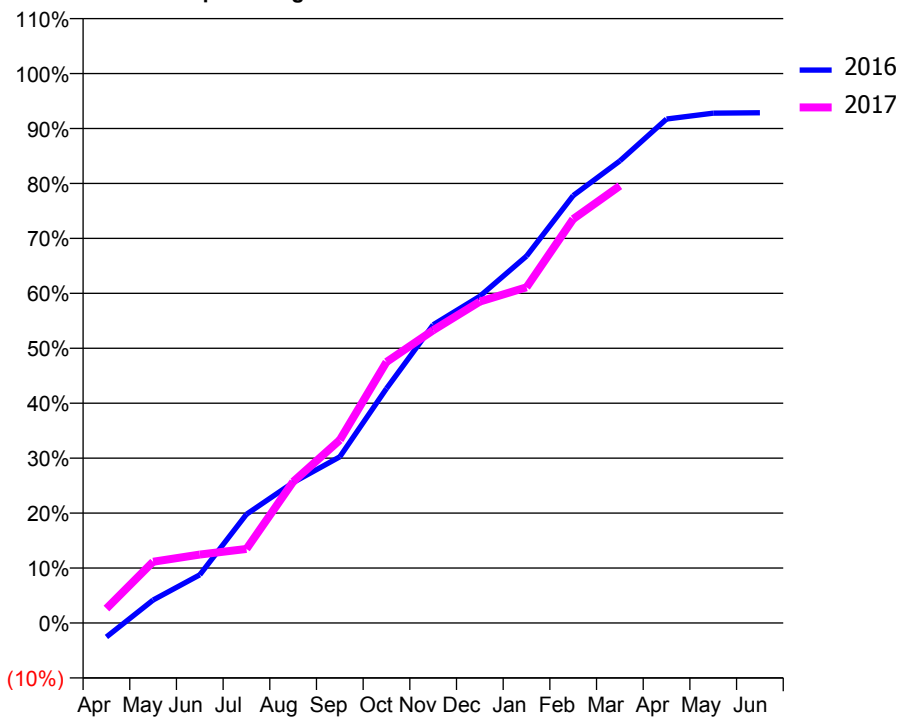
ACCESS*

Patients seen in 24 months	Total	Change since previous quarter
Quarter ending March 2016	622	
Quarter ending June 2016	616	→
Quarter ending September 2016	609	↓
Quarter ending December 2016	605	→
Quarter ending March 2017	599	→
Variance since March 2016	(3.7%)	↓



ACTIVITY

Cumulative percentage of contracted UDA delivered 2016 & 2017



Month	Adjusted Scheduled Activity (UDA)	
	2016	2017
April	-35	36
May	57	153
June	120	171
July	271	185
August	350	352
September	414	456
October	585	651
November	744	730
December	815	801
January	915	837
February	1,066	1,007
March	1,152	1,090
April	1,256	
May	1,271	
June	1,272	

QUALITY

	Quantity	Base Number	Contract	AT	Region	England
% of FP17s for the same patient ID Re-attending within 3 months - Children	57	544	10.5%	13.2%	13.3%	12.3%
% of FP17s for the same patient ID Re-attending within 3 months - Adults	36	178	20.2%	17.3%	17.3%	16.7%
% of FP17s for the same patient ID Re-attending between 3 & 9 months - Children	302	544	55.5%	56.9%	58.9%	57.6%
% of FP17s for the same patient ID Re-attending between 3 & 9 months - Adults	62	178	34.8%	50.6%	52.2%	50.1%
% of FP17s for Band 1 Urgent Courses	54	648	8.3%	10.9%	9.2%	9.1%
% of FP17s Relating to Free Repair or Replacements	0	648	0.0%	0.9%	1.0%	0.8%
% of FP17s Relating to Continuations	1	648	0.2%	1.2%	1.4%	1.2%
% of Patients satisfied with the dentistry they have received	1	1	N/A	92.2%	93.1%	92.8%
% of Patients satisfied with the time they had to wait for an appointment	1	1	N/A	88.3%	89.5%	88.7%

* This is based on patients treated on this contract for their most recent course of treatment. Figures in italics indicate the base number of FP17s or Patient Questionnaire responses are less than 100. N/A is shown where the base number of responses is less than 10 during the period. % is calculated as Quantity/Base number*100

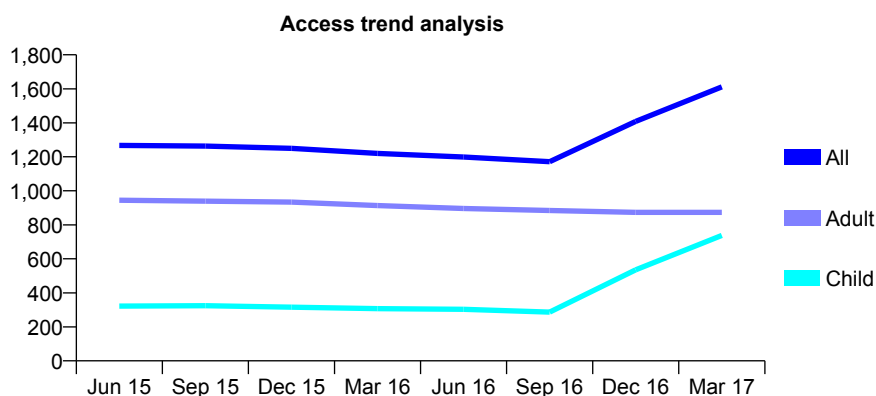
Q47 - Vital Signs At a Glance Contract Report for 743313/0002 - March 2017

Name or company name	Mr David Melia, Mr Frederick Reeves, and I
Contract type name	GDS Contract
Purpose of contract	General
Contract start date	15/06/2013
Contract end date	

16/17 Contracted general activity (UDA)	3,246
Carry forward general activity (UDA)	45
16/17 Contracted orthodontic activity (UOA)	0
Carry forward orthodontic activity (UOA)	0
Baseline contract value	£74,342.01

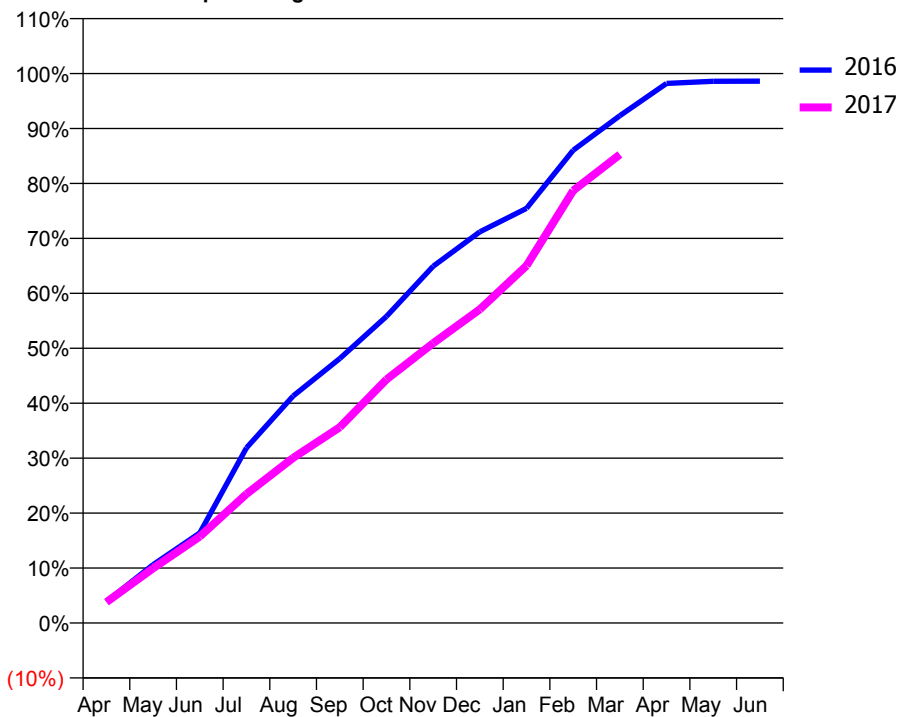
ACCESS*

Patients seen in 24 months	Total	Change since previous quarter
Quarter ending March 2016	1,220	
Quarter ending June 2016	1,199	↓
Quarter ending September 2016	1,171	↓
Quarter ending December 2016	1,408	↑
Quarter ending March 2017	1,611	↑
Variance since March 2016	32.0%	↑



ACTIVITY

Cumulative percentage of contracted UDA delivered 2016 & 2017



Month	Adjusted Scheduled Activity (UDA)	
	2016	2017
April	127	124
May	345	323
June	532	511
July	1,035	762
August	1,341	975
September	1,563	1,156
October	1,811	1,439
November	2,108	1,653
December	2,311	1,853
January	2,449	2,111
February	2,793	2,554
March	2,997	2,768
April	3,188	
May	3,200	
June	3,201	

QUALITY

	Quantity	Base Number	Contract	AT	Region	England
% of FP17s for the same patient ID Re-attending within 3 months - Children	39	878	4.4%	13.2%	13.3%	12.3%
% of FP17s for the same patient ID Re-attending within 3 months - Adults	78	1,097	7.1%	17.3%	17.3%	16.7%
% of FP17s for the same patient ID Re-attending between 3 & 9 months - Children	318	878	36.2%	56.9%	58.9%	57.6%
% of FP17s for the same patient ID Re-attending between 3 & 9 months - Adults	594	1,097	54.1%	50.6%	52.2%	50.1%
% of FP17s for Band 1 Urgent Courses	74	1,885	3.9%	10.9%	9.2%	9.1%
% of FP17s Relating to Free Repair or Replacements	4	1,885	0.2%	0.9%	1.0%	0.8%
% of FP17s Relating to Continuations	5	1,885	0.3%	1.2%	1.4%	1.2%
% of Patients satisfied with the dentistry they have received	3	3	N/A	92.2%	93.1%	92.8%
% of Patients satisfied with the time they had to wait for an appointment	3	3	N/A	88.3%	89.5%	88.7%

* This is based on patients treated on this contract for their most recent course of treatment. Figures in italics indicate the base number of FP17s or Patient Questionnaire responses are less than 100. N/A is shown where the base number of responses is less than 10 during the period. % is calculated as Quantity/Base number*100

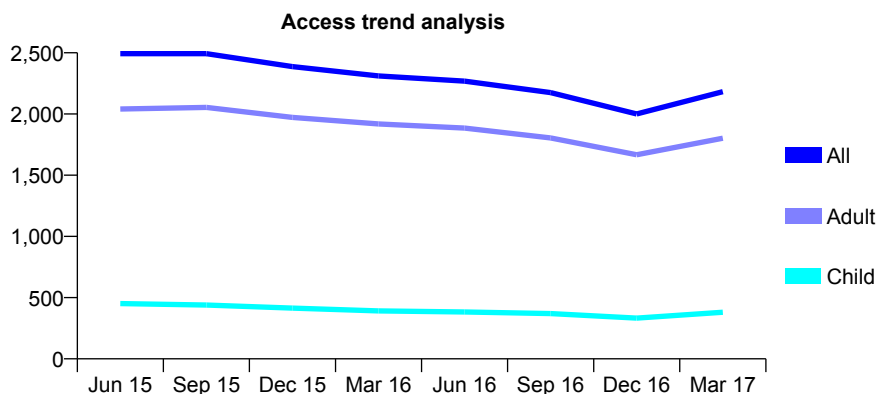
Q47 - Vital Signs At a Glance Contract Report for 748501/0001 - March 2017

Name or company name	Miss K Mayle and Mr J Tidswell
Contract type name	GDS Contract
Purpose of contract	General
Contract start date	01/04/2006
Contract end date	

16/17 Contracted general activity (UDA)	6,998
Carry forward general activity (UDA)	0
16/17 Contracted orthodontic activity (UOA)	0
Carry forward orthodontic activity (UOA)	0
Baseline contract value	£161,349.42

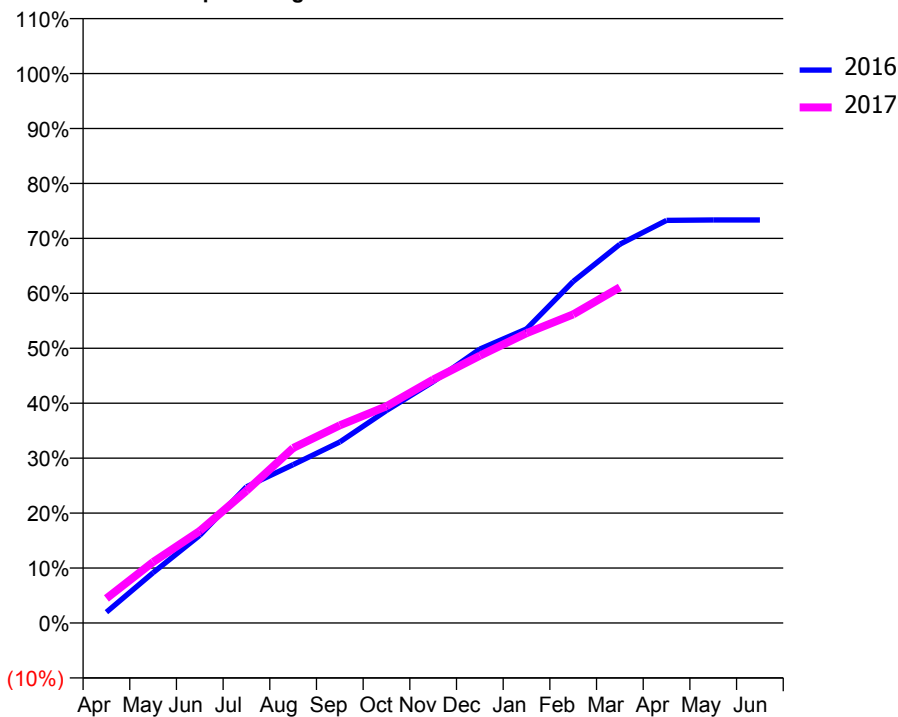
ACCESS*

Patients seen in 24 months	Total	Change since previous quarter
Quarter ending March 2016	2,311	
Quarter ending June 2016	2,268	↓
Quarter ending September 2016	2,175	↓
Quarter ending December 2016	2,000	↓
Quarter ending March 2017	2,183	↑
Variance since March 2016	(5.5%)	↓



ACTIVITY

Cumulative percentage of contracted UDA delivered 2016 & 2017



Adjusted Scheduled Activity (UDA)

Month	2016	2017
April	138	313
May	641	778
June	1,116	1,172
July	1,735	1,684
August	2,017	2,228
September	2,306	2,517
October	2,706	2,761
November	3,072	3,101
December	3,490	3,405
January	3,746	3,691
February	4,351	3,930
March	4,824	4,275
April	5,128	
May	5,133	
June	5,133	

QUALITY

	Quantity	Base Number	Contract	AT	Region	England
% of FP17s for the same patient ID Re-attending within 3 months - Children	21	385	5.5%	13.2%	13.3%	12.3%
% of FP17s for the same patient ID Re-attending within 3 months - Adults	176	1,919	9.2%	17.3%	17.3%	16.7%
% of FP17s for the same patient ID Re-attending between 3 & 9 months - Children	173	385	44.9%	56.9%	58.9%	57.6%
% of FP17s for the same patient ID Re-attending between 3 & 9 months - Adults	853	1,919	44.5%	50.6%	52.2%	50.1%
% of FP17s for Band 1 Urgent Courses	108	2,189	4.9%	10.9%	9.2%	9.1%
% of FP17s Relating to Free Repair or Replacements	15	2,189	0.7%	0.9%	1.0%	0.8%
% of FP17s Relating to Continuations	38	2,189	1.7%	1.2%	1.4%	1.2%
% of Patients satisfied with the dentistry they have received	5	5	N/A	92.2%	93.1%	92.8%
% of Patients satisfied with the time they had to wait for an appointment	4	5	N/A	88.3%	89.5%	88.7%

* This is based on patients treated on this contract for their most recent course of treatment. Figures in italics indicate the base number of FP17s or Patient Questionnaire responses are less than 100. N/A is shown where the base number of responses is less than 10 during the period. % is calculated as Quantity/Base number*100

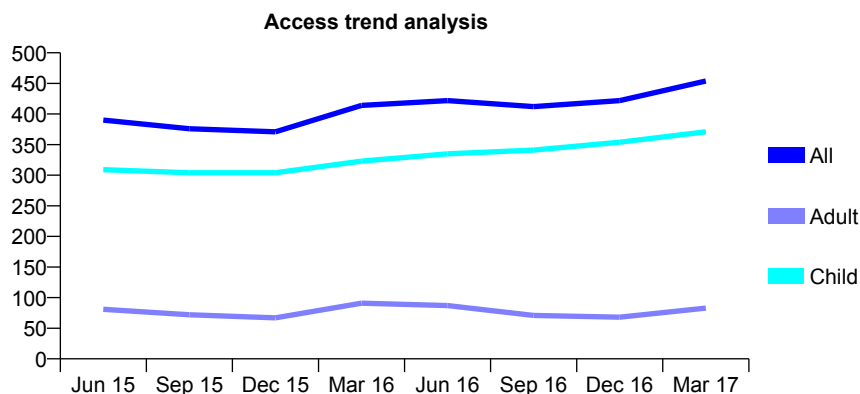
Q47 - Vital Signs At a Glance Contract Report for 751650/0001 - March 2017

Name or company name	MISS ST KHAN
Contract type name	GDS Contract
Purpose of contract	General
Contract start date	01/07/2010
Contract end date	

16/17 Contracted general activity (UDA)	1,235
Carry forward general activity (UDA)	20
16/17 Contracted orthodontic activity (UOA)	0
Carry forward orthodontic activity (UOA)	0
Baseline contract value	£29,301.87

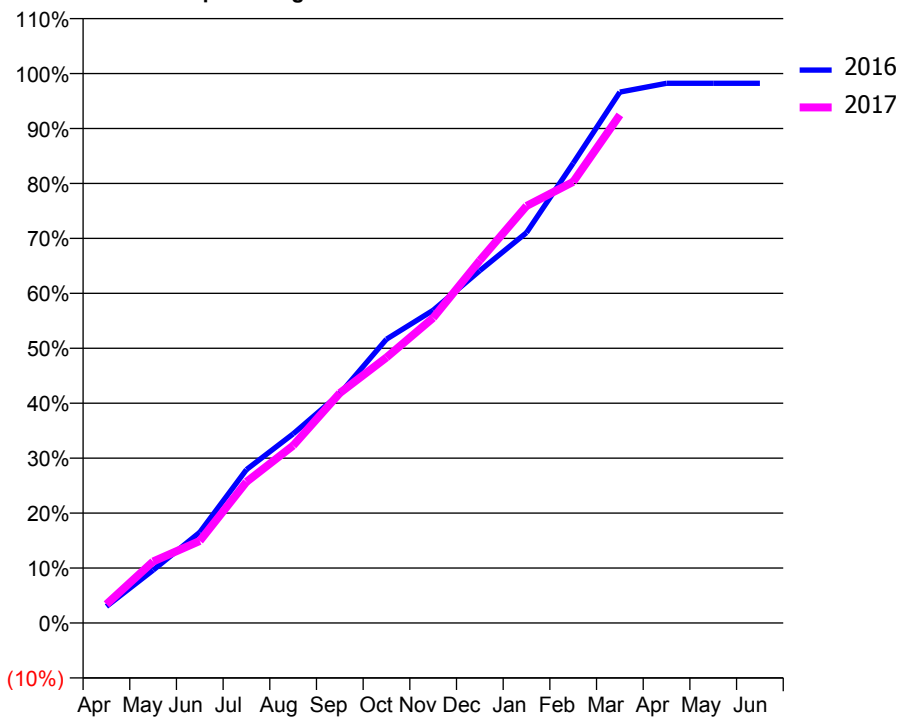
ACCESS*

Patients seen in 24 months	Total	Change since previous quarter
Quarter ending March 2016	414	
Quarter ending June 2016	422	→
Quarter ending September 2016	412	↓
Quarter ending December 2016	422	↑
Quarter ending March 2017	454	↑
Variance since March 2016	9.7%	↑



ACTIVITY

Cumulative percentage of contracted UDA delivered 2016 & 2017



Month	Adjusted Scheduled Activity (UDA)	
	2016	2017
April	34	42
May	108	138
June	186	185
July	315	317
August	388	399
September	471	517
October	583	597
November	642	686
December	723	815
January	801	937
February	944	992
March	1,090	1,142
April	1,108	
May	1,108	
June	1,108	

QUALITY

	Quantity	Base Number	Contract	AT	Region	England
% of FP17s for the same patient ID Re-attending within 3 months - Children	87	707	12.3%	13.2%	13.3%	12.3%
% of FP17s for the same patient ID Re-attending within 3 months - Adults	2	65	3.1%	17.3%	17.3%	16.7%
% of FP17s for the same patient ID Re-attending between 3 & 9 months - Children	462	707	65.3%	56.9%	58.9%	57.6%
% of FP17s for the same patient ID Re-attending between 3 & 9 months - Adults	4	65	6.2%	50.6%	52.2%	50.1%
% of FP17s for Band 1 Urgent Courses	20	760	2.6%	10.9%	9.2%	9.1%
% of FP17s Relating to Free Repair or Replacements	0	760	0.0%	0.9%	1.0%	0.8%
% of FP17s Relating to Continuations	0	760	0.0%	1.2%	1.4%	1.2%
% of Patients satisfied with the dentistry they have received	0	0	N/A	92.2%	93.1%	92.8%
% of Patients satisfied with the time they had to wait for an appointment	0	0	N/A	88.3%	89.5%	88.7%

* This is based on patients treated on this contract for their most recent course of treatment. Figures in italics indicate the base number of FP17s or Patient Questionnaire responses are less than 100. N/A is shown where the base number of responses is less than 10 during the period. % is calculated as Quantity/Base number*100

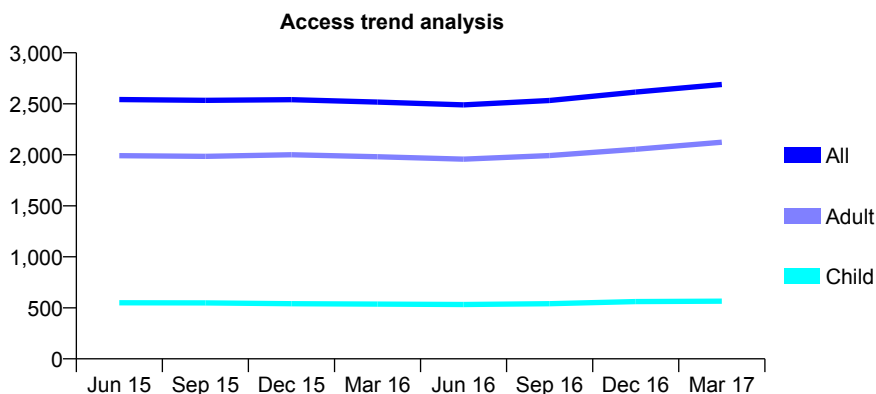
Q47 - Vital Signs At a Glance Contract Report for 751650/0002 - March 2017

Name or company name	MISS ST KHAN
Contract type name	GDS Contract
Purpose of contract	General
Contract start date	01/08/2010
Contract end date	

16/17 Contracted general activity (UDA)	9,458
Carry forward general activity (UDA)	55
16/17 Contracted orthodontic activity (UOA)	0
Carry forward orthodontic activity (UOA)	0
Baseline contract value	£232,468.60

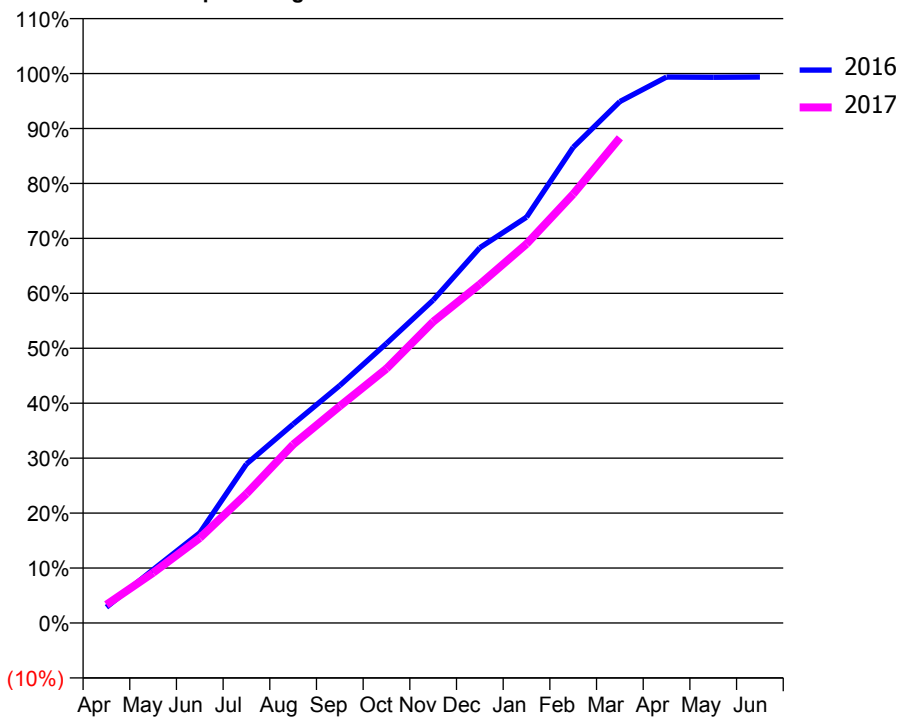
ACCESS*

Patients seen in 24 months	Total	Change since previous quarter
Quarter ending March 2016	2,517	
Quarter ending June 2016	2,490	↓
Quarter ending September 2016	2,533	→
Quarter ending December 2016	2,615	↑
Quarter ending March 2017	2,689	↑
Variance since March 2016	6.8%	↑



ACTIVITY

Cumulative percentage of contracted UDA delivered 2016 & 2017



Month	Adjusted Scheduled Activity (UDA)	
	2016	2017
April	247	315
May	836	864
June	1,414	1,463
July	2,493	2,224
August	3,117	3,071
September	3,723	3,733
October	4,382	4,378
November	5,062	5,186
December	5,883	5,830
January	6,360	6,524
February	7,457	7,383
March	8,173	8,350
April	8,558	
May	8,555	
June	8,558	

QUALITY

	Quantity	Base Number	Contract	AT	Region	England
% of FP17s for the same patient ID Re-attending within 3 months - Children	153	1,042	14.7%	13.2%	13.3%	12.3%
% of FP17s for the same patient ID Re-attending within 3 months - Adults	606	3,715	16.3%	17.3%	17.3%	16.7%
% of FP17s for the same patient ID Re-attending between 3 & 9 months - Children	653	1,042	62.7%	56.9%	58.9%	57.6%
% of FP17s for the same patient ID Re-attending between 3 & 9 months - Adults	2,353	3,715	63.3%	50.6%	52.2%	50.1%
% of FP17s for Band 1 Urgent Courses	150	4,582	3.3%	10.9%	9.2%	9.1%
% of FP17s Relating to Free Repair or Replacements	64	4,582	1.4%	0.9%	1.0%	0.8%
% of FP17s Relating to Continuations	19	4,582	0.4%	1.2%	1.4%	1.2%
% of Patients satisfied with the dentistry they have received	5	5	N/A	92.2%	93.1%	92.8%
% of Patients satisfied with the time they had to wait for an appointment	5	5	N/A	88.3%	89.5%	88.7%

* This is based on patients treated on this contract for their most recent course of treatment. Figures in italics indicate the base number of FP17s or Patient Questionnaire responses are less than 100. N/A is shown where the base number of responses is less than 10 during the period. % is calculated as Quantity/Base number*100

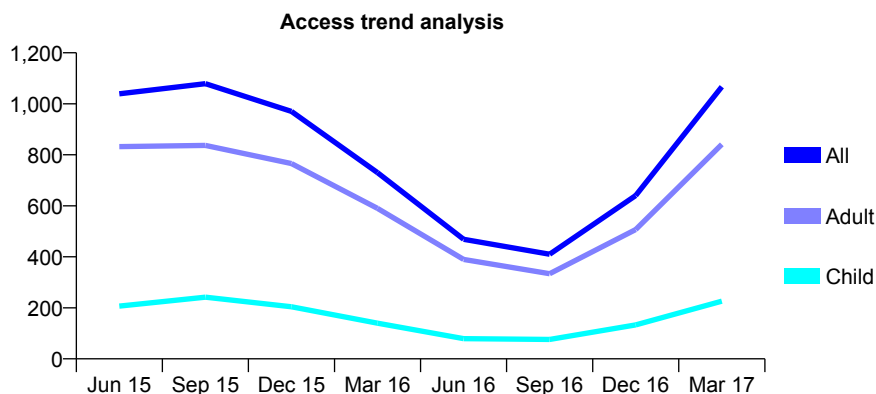
Q47 - Vital Signs At a Glance Contract Report for 752398/0002 - March 2017

Name or company name	MISS KE MAYLE
Contract type name	GDS Contract
Purpose of contract	General
Contract start date	01/04/2006
Contract end date	

16/17 Contracted general activity (UDA)	2,409
Carry forward general activity (UDA)	0
16/17 Contracted orthodontic activity (UOA)	0
Carry forward orthodontic activity (UOA)	0
Baseline contract value	£53,698.39

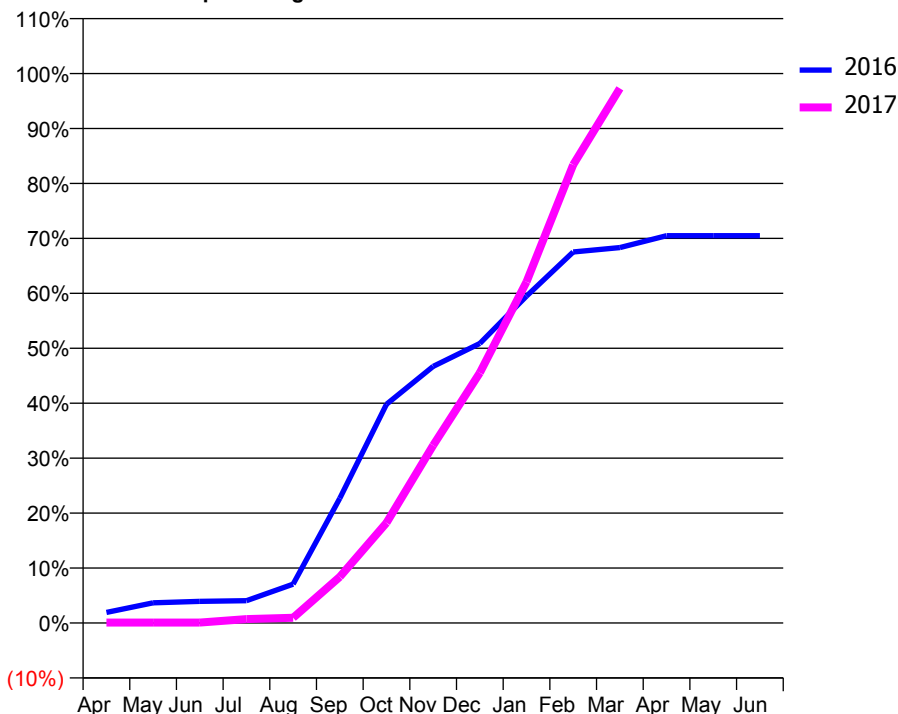
ACCESS*

Patients seen in 24 months	Total	Change since previous quarter
Quarter ending March 2016	730	
Quarter ending June 2016	469	↓
Quarter ending September 2016	410	↓
Quarter ending December 2016	640	↑
Quarter ending March 2017	1,067	↑
Variance since March 2016	46.2%	↑



ACTIVITY

Cumulative percentage of contracted UDA delivered 2016 & 2017



Adjusted Scheduled Activity (UDA)

Month	2016	2017
April	47	2
May	89	2
June	95	2
July	98	17
August	170	23
September	547	202
October	959	439
November	1,125	779
December	1,226	1,097
January	1,433	1,496
February	1,627	2,009
March	1,646	2,344
April	1,698	
May	1,698	
June	1,698	

QUALITY

	Quantity	Base Number	Contract	AT	Region	England
% of FP17s for the same patient ID Re-attending within 3 months - Children	23	266	8.6%	13.2%	13.3%	12.3%
% of FP17s for the same patient ID Re-attending within 3 months - Adults	92	960	9.6%	17.3%	17.3%	16.7%
% of FP17s for the same patient ID Re-attending between 3 & 9 months - Children	15	266	5.6%	56.9%	58.9%	57.6%
% of FP17s for the same patient ID Re-attending between 3 & 9 months - Adults	44	960	4.6%	50.6%	52.2%	50.1%
% of FP17s for Band 1 Urgent Courses	119	1,200	9.9%	10.9%	9.2%	9.1%
% of FP17s Relating to Free Repair or Replacements	5	1,200	0.4%	0.9%	1.0%	0.8%
% of FP17s Relating to Continuations	26	1,200	2.2%	1.2%	1.4%	1.2%
% of Patients satisfied with the dentistry they have received	2	2	N/A	92.2%	93.1%	92.8%
% of Patients satisfied with the time they had to wait for an appointment	2	2	N/A	88.3%	89.5%	88.7%

* This is based on patients treated on this contract for their most recent course of treatment. Figures in italics indicate the base number of FP17s or Patient Questionnaire responses are less than 100. N/A is shown where the base number of responses is less than 10 during the period. % is calculated as Quantity/Base number*100

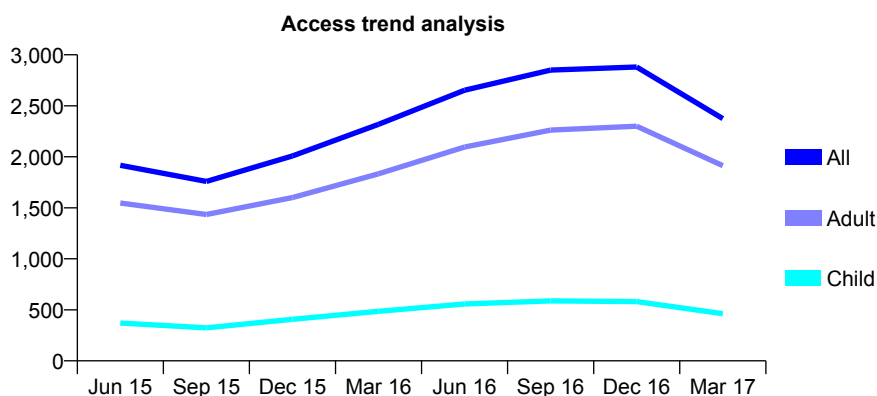
Q47 - Vital Signs At a Glance Contract Report for 752398/0003 - March 2017

Name or company name	MISS KE MAYLE
Contract type name	GDS Contract
Purpose of contract	General
Contract start date	31/08/2011
Contract end date	

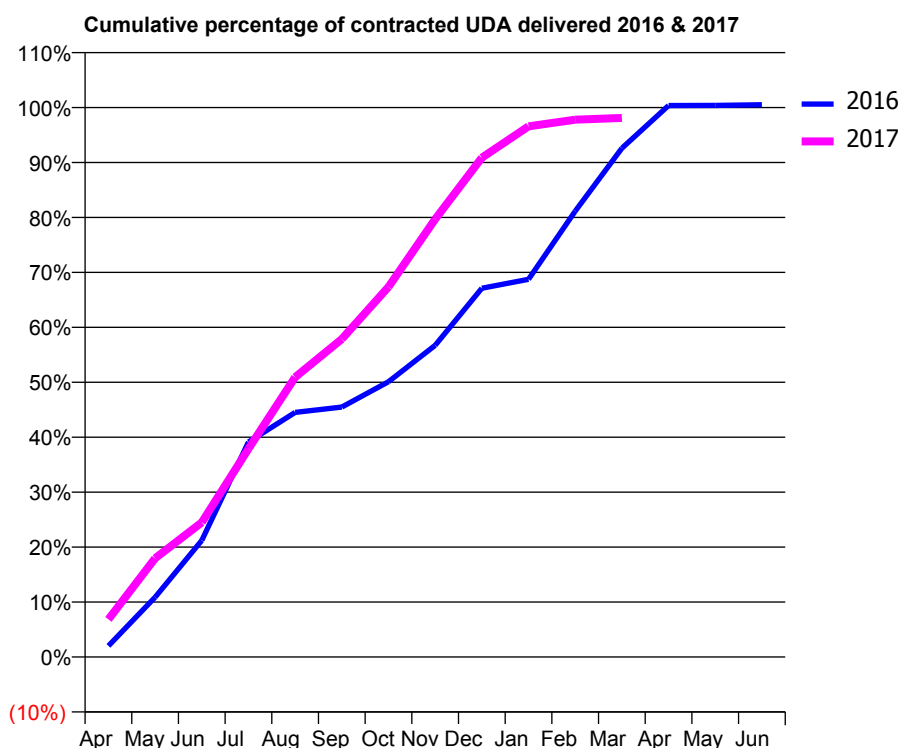
16/17 Contracted general activity (UDA)	4,800
Carry forward general activity (UDA)	-25
16/17 Contracted orthodontic activity (UOA)	0
Carry forward orthodontic activity (UOA)	0
Baseline contract value	£126,346.10

ACCESS*

Patients seen in 24 months	Total	Change since previous quarter
Quarter ending March 2016	2,318	
Quarter ending June 2016	2,653	↑
Quarter ending September 2016	2,850	↑
Quarter ending December 2016	2,881	→
Quarter ending March 2017	2,375	↓
Variance since March 2016	2.5%	↑



ACTIVITY



Month	Adjusted Scheduled Activity (UDA)	
	2016	2017
April	98	329
May	522	863
June	1,019	1,176
July	1,879	1,819
August	2,137	2,445
September	2,183	2,777
October	2,405	3,232
November	2,722	3,825
December	3,221	4,361
January	3,299	4,636
February	3,894	4,694
March	4,445	4,709
April	4,818	
May	4,819	
June	4,825	

QUALITY

	Quantity	Base Number	Contract	AT	Region	England
% of FP17s for the same patient ID Re-attending within 3 months - Children	64	779	8.2%	13.2%	13.3%	12.3%
% of FP17s for the same patient ID Re-attending within 3 months - Adults	387	2,808	13.8%	17.3%	17.3%	16.7%
% of FP17s for the same patient ID Re-attending between 3 & 9 months - Children	338	779	43.4%	56.9%	58.9%	57.6%
% of FP17s for the same patient ID Re-attending between 3 & 9 months - Adults	859	2,808	30.6%	50.6%	52.2%	50.1%
% of FP17s for Band 1 Urgent Courses	181	2,533	7.1%	10.9%	9.2%	9.1%
% of FP17s Relating to Free Repair or Replacements	52	2,533	2.1%	0.9%	1.0%	0.8%
% of FP17s Relating to Continuations	70	2,533	2.8%	1.2%	1.4%	1.2%
% of Patients satisfied with the dentistry they have received	4	7	N/A	92.2%	93.1%	92.8%
% of Patients satisfied with the time they had to wait for an appointment	6	7	N/A	88.3%	89.5%	88.7%

* This is based on patients treated on this contract for their most recent course of treatment. Figures in italics indicate the base number of FP17s or Patient Questionnaire responses are less than 100. N/A is shown where the base number of responses is less than 10 during the period. % is calculated as Quantity/Base number*100

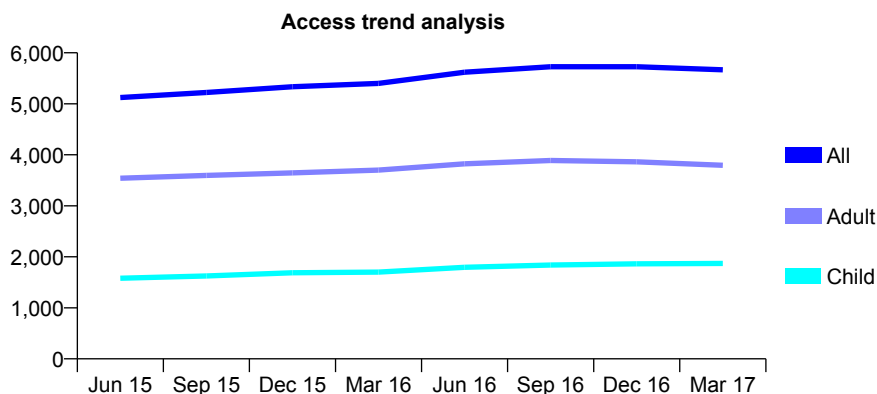
Q47 - Vital Signs At a Glance Contract Report for 755125/0003 - March 2017

Name or company name	MR AM MALIK
Contract type name	GDS Contract
Purpose of contract	General
Contract start date	01/04/2006
Contract end date	

16/17 Contracted general activity (UDA)	15,265
Carry forward general activity (UDA)	-270
16/17 Contracted orthodontic activity (UOA)	0
Carry forward orthodontic activity (UOA)	0
Baseline contract value	£396,872.95

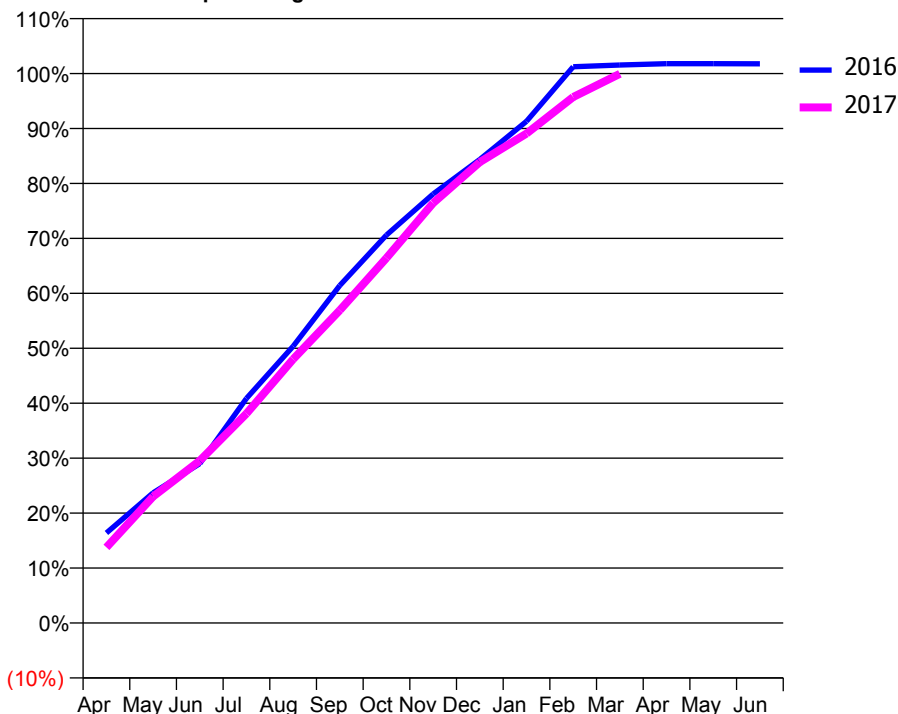
ACCESS*

Patients seen in 24 months	Total	Change since previous quarter
Quarter ending March 2016	5,401	
Quarter ending June 2016	5,619	↑
Quarter ending September 2016	5,728	→
Quarter ending December 2016	5,727	→
Quarter ending March 2017	5,666	↓
Variance since March 2016	4.9%	↑



ACTIVITY

Cumulative percentage of contracted UDA delivered 2016 & 2017



Month	Adjusted Scheduled Activity (UDA)	
	2016	2017
April	2,501	2,101
May	3,617	3,513
June	4,429	4,509
July	6,239	5,817
August	7,690	7,330
September	9,377	8,688
October	10,777	10,140
November	11,918	11,665
December	12,878	12,804
January	13,938	13,596
February	15,452	14,612
March	15,502	15,256
April	15,537	
May	15,536	
June	15,535	

QUALITY

	Quantity	Base Number	Contract	AT	Region	England
% of FP17s for the same patient ID Re-attending within 3 months - Children	208	2,521	8.3%	13.2%	13.3%	12.3%
% of FP17s for the same patient ID Re-attending within 3 months - Adults	1,077	5,050	21.3%	17.3%	17.3%	16.7%
% of FP17s for the same patient ID Re-attending between 3 & 9 months - Children	1,188	2,521	47.1%	56.9%	58.9%	57.6%
% of FP17s for the same patient ID Re-attending between 3 & 9 months - Adults	2,170	5,050	43.0%	50.6%	52.2%	50.1%
% of FP17s for Band 1 Urgent Courses	1,086	6,887	15.8%	10.9%	9.2%	9.1%
% of FP17s Relating to Free Repair or Replacements	26	6,887	0.4%	0.9%	1.0%	0.8%
% of FP17s Relating to Continuations	33	6,887	0.5%	1.2%	1.4%	1.2%
% of Patients satisfied with the dentistry they have received	5	8	N/A	92.2%	93.1%	92.8%
% of Patients satisfied with the time they had to wait for an appointment	3	8	N/A	88.3%	89.5%	88.7%

* This is based on patients treated on this contract for their most recent course of treatment. Figures in italics indicate the base number of FP17s or Patient Questionnaire responses are less than 100. N/A is shown where the base number of responses is less than 10 during the period. % is calculated as Quantity/Base number*100

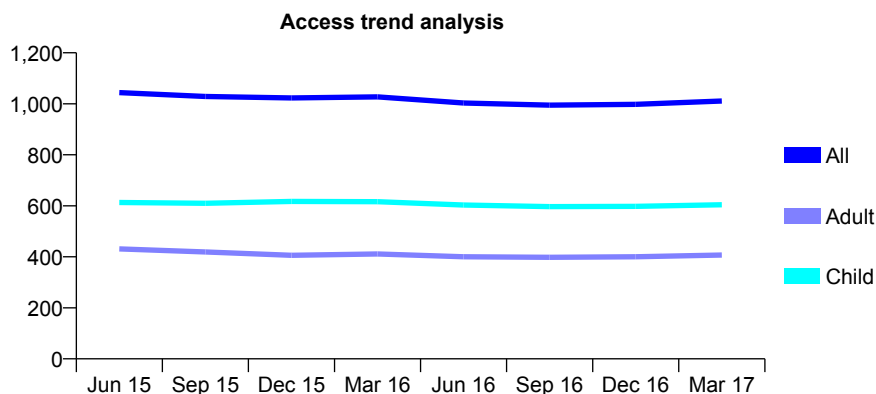
Q47 - Vital Signs At a Glance Contract Report for 75559/0001 - March 2017

Name or company name	MR SA DADABHAI
Contract type name	GDS Contract
Purpose of contract	General
Contract start date	01/04/2006
Contract end date	

16/17 Contracted general activity (UDA)	3,006
Carry forward general activity (UDA)	-60
16/17 Contracted orthodontic activity (UOA)	0
Carry forward orthodontic activity (UOA)	0
Baseline contract value	£75,696.42

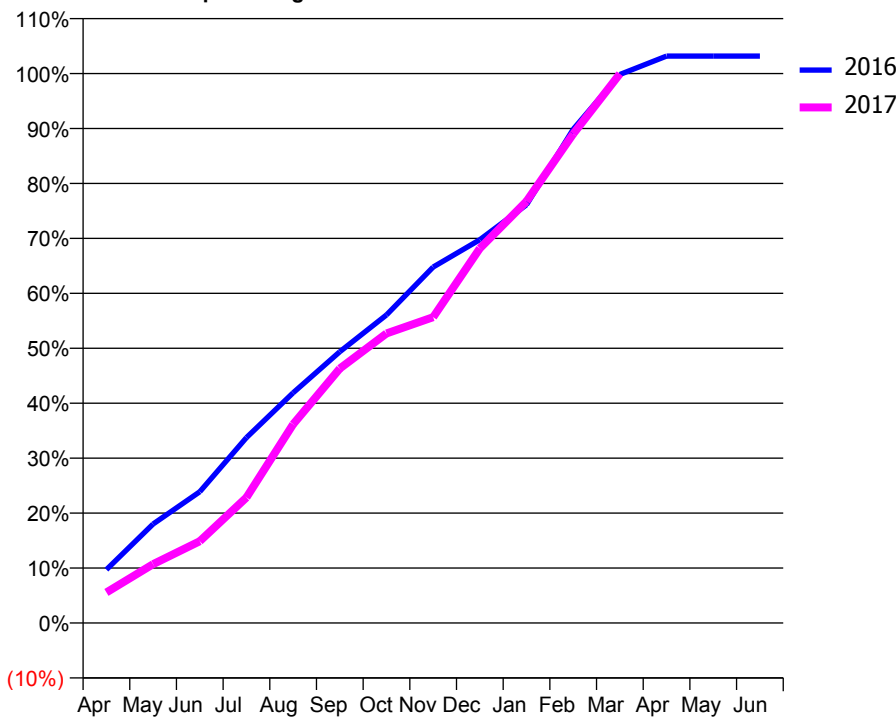
ACCESS*

Patients seen in 24 months	Total	Change since previous quarter
Quarter ending March 2016	1,027	
Quarter ending June 2016	1,003	↓
Quarter ending September 2016	995	→
Quarter ending December 2016	998	→
Quarter ending March 2017	1,011	→
Variance since March 2016	(1.6%)	↓



ACTIVITY

Cumulative percentage of contracted UDA delivered 2016 & 2017



Adjusted Scheduled Activity (UDA)

Month	2016	2017
April	292	167
May	542	322
June	718	448
July	1,014	687
August	1,259	1,087
September	1,484	1,392
October	1,686	1,584
November	1,947	1,673
December	2,097	2,049
January	2,288	2,307
February	2,701	2,676
March	3,001	3,004
April	3,101	
May	3,101	
June	3,101	

QUALITY

	Quantity	Base Number	Contract	AT	Region	England
% of FP17s for the same patient ID Re-attending within 3 months - Children	184	1,169	15.7%	13.2%	13.3%	12.3%
% of FP17s for the same patient ID Re-attending within 3 months - Adults	74	525	14.1%	17.3%	17.3%	16.7%
% of FP17s for the same patient ID Re-attending between 3 & 9 months - Children	767	1,169	65.6%	56.9%	58.9%	57.6%
% of FP17s for the same patient ID Re-attending between 3 & 9 months - Adults	301	525	57.3%	50.6%	52.2%	50.1%
% of FP17s for Band 1 Urgent Courses	65	1,644	4.0%	10.9%	9.2%	9.1%
% of FP17s Relating to Free Repair or Replacements	0	1,644	0.0%	0.9%	1.0%	0.8%
% of FP17s Relating to Continuations	1	1,644	0.1%	1.2%	1.4%	1.2%
% of Patients satisfied with the dentistry they have received	2	2	N/A	92.2%	93.1%	92.8%
% of Patients satisfied with the time they had to wait for an appointment	2	2	N/A	88.3%	89.5%	88.7%

* This is based on patients treated on this contract for their most recent course of treatment. Figures in italics indicate the base number of FP17s or Patient Questionnaire responses are less than 100. N/A is shown where the base number of responses is less than 10 during the period. % is calculated as Quantity/Base number*100

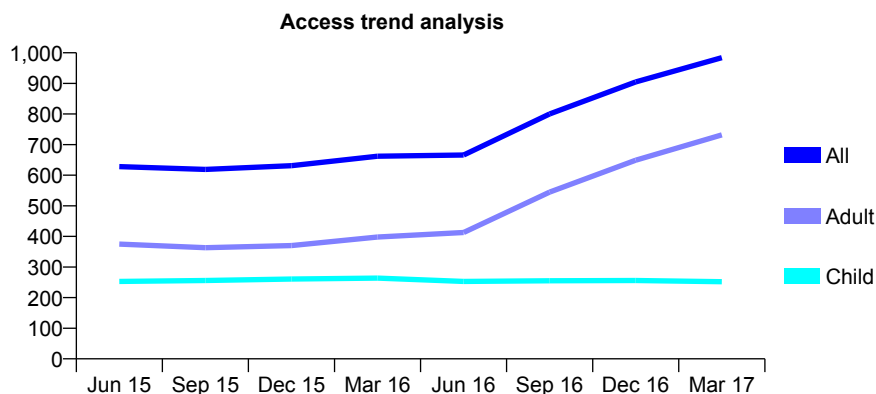
Q47 - Vital Signs At a Glance Contract Report for 779490/0001 - March 2017

Name or company name	MR M RADOVANOVICH
Contract type name	GDS Contract
Purpose of contract	General
Contract start date	05/05/2006
Contract end date	

16/17 Contracted general activity (UDA)	2,315
Carry forward general activity (UDA)	0
16/17 Contracted orthodontic activity (UOA)	0
Carry forward orthodontic activity (UOA)	0
Baseline contract value	£51,136.15

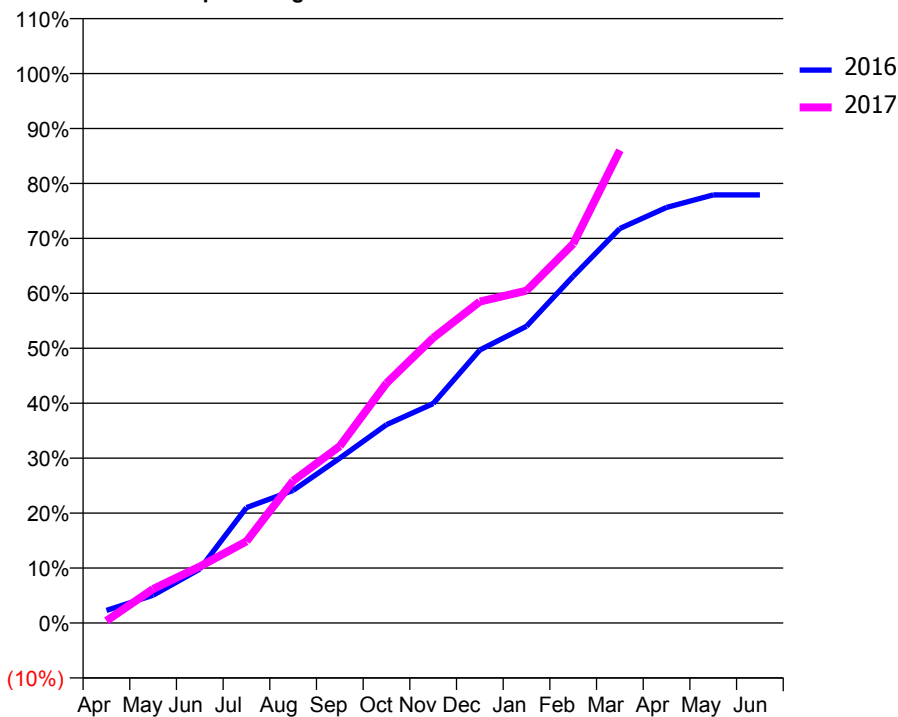
ACCESS*

Patients seen in 24 months	Total	Change since previous quarter
Quarter ending March 2016	662	
Quarter ending June 2016	666	→
Quarter ending September 2016	800	↑
Quarter ending December 2016	905	↑
Quarter ending March 2017	984	↑
Variance since March 2016	48.6%	↑



ACTIVITY

Cumulative percentage of contracted UDA delivered 2016 & 2017



Month	Adjusted Scheduled Activity (UDA)	
	2016	2017
April	53	9
May	117	144
June	227	238
July	486	344
August	559	599
September	695	745
October	836	1,010
November	924	1,201
December	1,150	1,354
January	1,250	1,400
February	1,461	1,597
March	1,662	1,992
April	1,751	
May	1,804	
June	1,804	

QUALITY

	Quantity	Base Number	Contract	AT	Region	England
% of FP17s for the same patient ID Re-attending within 3 months - Children	32	372	8.6%	13.2%	13.3%	12.3%
% of FP17s for the same patient ID Re-attending within 3 months - Adults	74	819	9.0%	17.3%	17.3%	16.7%
% of FP17s for the same patient ID Re-attending between 3 & 9 months - Children	241	372	64.8%	56.9%	58.9%	57.6%
% of FP17s for the same patient ID Re-attending between 3 & 9 months - Adults	240	819	29.3%	50.6%	52.2%	50.1%
% of FP17s for Band 1 Urgent Courses	7	1,134	0.6%	10.9%	9.2%	9.1%
% of FP17s Relating to Free Repair or Replacements	0	1,134	0.0%	0.9%	1.0%	0.8%
% of FP17s Relating to Continuations	0	1,134	0.0%	1.2%	1.4%	1.2%
% of Patients satisfied with the dentistry they have received	3	3	N/A	92.2%	93.1%	92.8%
% of Patients satisfied with the time they had to wait for an appointment	3	3	N/A	88.3%	89.5%	88.7%

* This is based on patients treated on this contract for their most recent course of treatment. Figures in italics indicate the base number of FP17s or Patient Questionnaire responses are less than 100. N/A is shown where the base number of responses is less than 10 during the period. % is calculated as Quantity/Base number*100

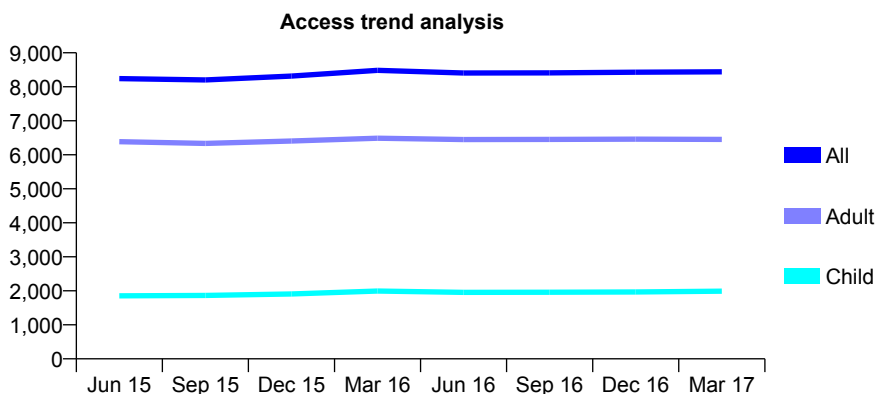
Q47 - Vital Signs At a Glance Contract Report for 788511/0001 - March 2017

Name or company name	MR MA BEST
Contract type name	GDS Contract
Purpose of contract	General
Contract start date	01/09/2011
Contract end date	

16/17 Contracted general activity (UDA)	26,540
Carry forward general activity (UDA)	0
16/17 Contracted orthodontic activity (UOA)	0
Carry forward orthodontic activity (UOA)	0
Baseline contract value	£841,896.43

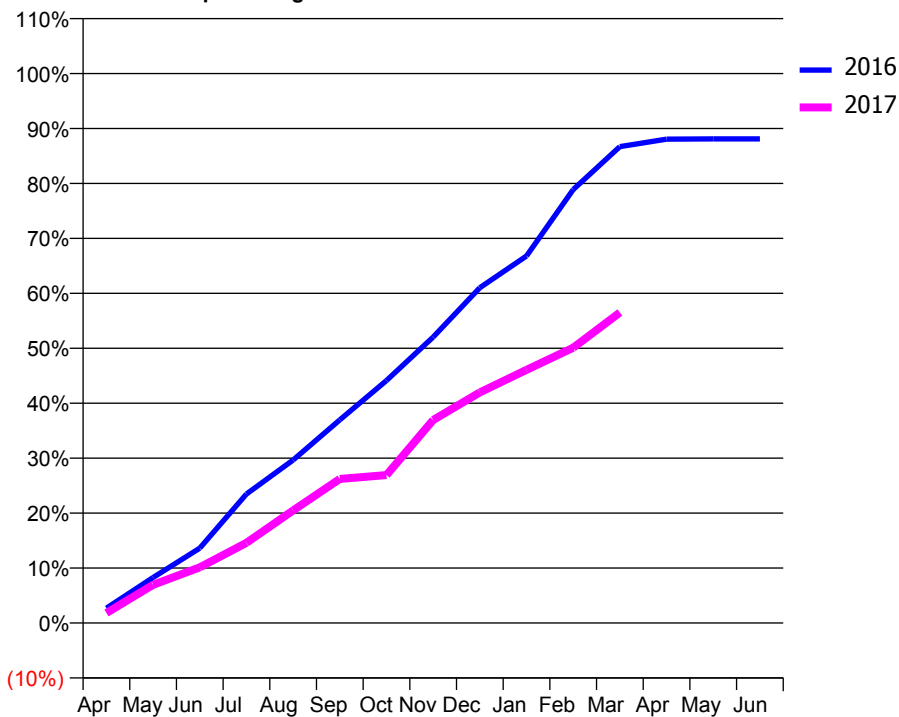
ACCESS*

Patients seen in 24 months	Total	Change since previous quarter
Quarter ending March 2016	8,483	
Quarter ending June 2016	8,404	→
Quarter ending September 2016	8,408	→
Quarter ending December 2016	8,429	→
Quarter ending March 2017	8,442	→
Variance since March 2016	(0.5%)	→



ACTIVITY

Cumulative percentage of contracted UDA delivered 2016 & 2017



Month	Adjusted Scheduled Activity (UDA)	
	2016	2017
April	637	487
May	1,949	1,847
June	3,201	2,688
July	5,517	3,873
August	6,974	5,439
September	8,690	6,958
October	10,373	7,147
November	12,229	9,805
December	14,342	11,138
January	15,698	12,226
February	18,537	13,295
March	20,371	14,999
April	20,690	
May	20,704	
June	20,704	

QUALITY

	Quantity	Base Number	Contract	AT	Region	England
% of FP17s for the same patient ID Re-attending within 3 months - Children	378	2,720	13.9%	13.2%	13.3%	12.3%
% of FP17s for the same patient ID Re-attending within 3 months - Adults	1,055	6,491	16.3%	17.3%	17.3%	16.7%
% of FP17s for the same patient ID Re-attending between 3 & 9 months - Children	1,433	2,720	52.7%	56.9%	58.9%	57.6%
% of FP17s for the same patient ID Re-attending between 3 & 9 months - Adults	2,273	6,491	35.0%	50.6%	52.2%	50.1%
% of FP17s for Band 1 Urgent Courses	784	8,020	9.8%	10.9%	9.2%	9.1%
% of FP17s Relating to Free Repair or Replacements	58	8,020	0.7%	0.9%	1.0%	0.8%
% of FP17s Relating to Continuations	121	8,020	1.5%	1.2%	1.4%	1.2%
% of Patients satisfied with the dentistry they have received	11	11	100.0%	92.2%	93.1%	92.8%
% of Patients satisfied with the time they had to wait for an appointment	11	11	100.0%	88.3%	89.5%	88.7%

* This is based on patients treated on this contract for their most recent course of treatment. Figures in italics indicate the base number of FP17s or Patient Questionnaire responses are less than 100. N/A is shown where the base number of responses is less than 10 during the period. % is calculated as Quantity/Base number*100

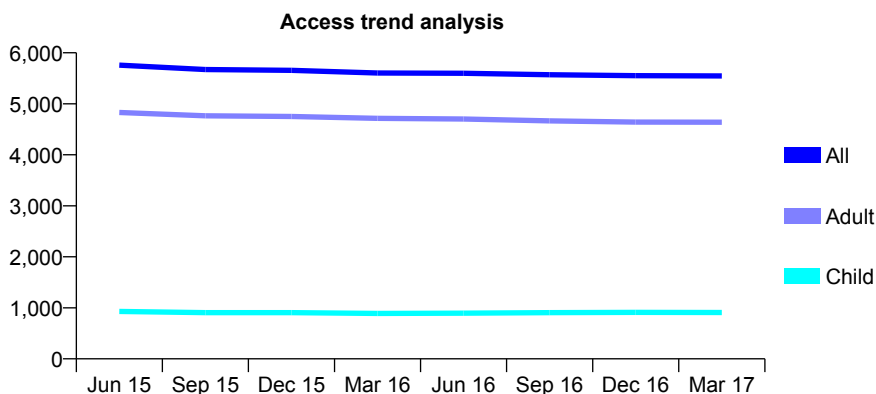
Q47 - Vital Signs At a Glance Contract Report for 801968/0001 - March 2017

Name or company name	MR J BENSON
Contract type name	GDS Contract
Purpose of contract	General
Contract start date	01/04/2006
Contract end date	

16/17 Contracted general activity (UDA)	18,391
Carry forward general activity (UDA)	133
16/17 Contracted orthodontic activity (UOA)	0
Carry forward orthodontic activity (UOA)	0
Baseline contract value	£449,119.36

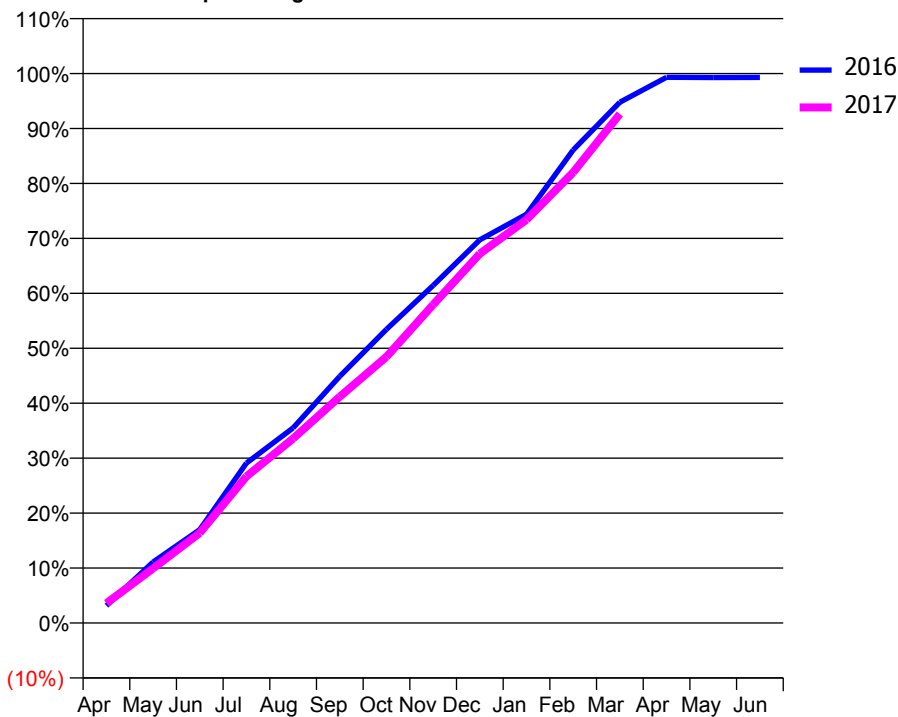
ACCESS*

Patients seen in 24 months	Total	Change since previous quarter
Quarter ending March 2016	5,605	
Quarter ending June 2016	5,599	→
Quarter ending September 2016	5,571	→
Quarter ending December 2016	5,552	→
Quarter ending March 2017	5,546	→
Variance since March 2016	(1.1%)	↓



ACTIVITY

Cumulative percentage of contracted UDA delivered 2016 & 2017



QUALITY

	Quantity	Base Number	Contract	AT	Region	England
% of FP17s for the same patient ID Re-attending within 3 months - Children	80	1,312	6.1%	13.2%	13.3%	12.3%
% of FP17s for the same patient ID Re-attending within 3 months - Adults	1,071	7,112	15.1%	17.3%	17.3%	16.7%
% of FP17s for the same patient ID Re-attending between 3 & 9 months - Children	793	1,312	60.4%	56.9%	58.9%	57.6%
% of FP17s for the same patient ID Re-attending between 3 & 9 months - Adults	4,337	7,112	61.0%	50.6%	52.2%	50.1%
% of FP17s for Band 1 Urgent Courses	284	8,111	3.5%	10.9%	9.2%	9.1%
% of FP17s Relating to Free Repair or Replacements	129	8,111	1.6%	0.9%	1.0%	0.8%
% of FP17s Relating to Continuations	84	8,111	1.0%	1.2%	1.4%	1.2%
% of Patients satisfied with the dentistry they have received	18	19	94.7%	92.2%	93.1%	92.8%
% of Patients satisfied with the time they had to wait for an appointment	18	19	94.7%	88.3%	89.5%	88.7%

* This is based on patients treated on this contract for their most recent course of treatment. Figures in italics indicate the base number of FP17s or Patient Questionnaire responses are less than 100. N/A is shown where the base number of responses is less than 10 during the period. % is calculated as Quantity/Base number*100

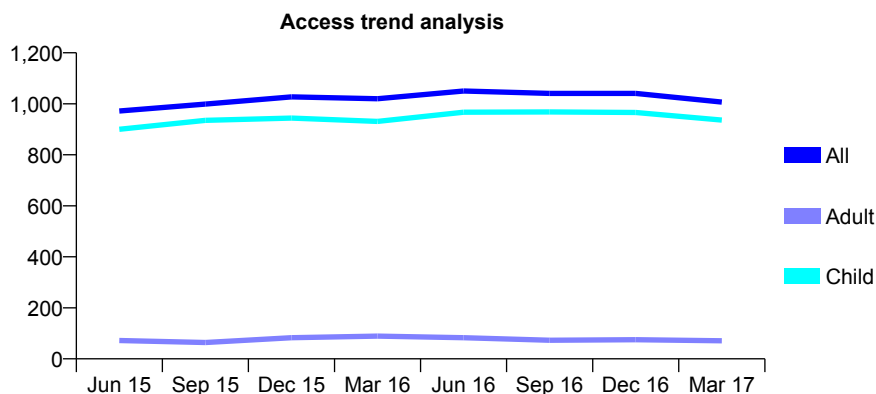
Q47 - Vital Signs At a Glance Contract Report for 814296/0001 - March 2017

Name or company name	MR AW ROBINSON
Contract type name	GDS Contract
Purpose of contract	General
Contract start date	01/04/2006
Contract end date	

16/17 Contracted general activity (UDA)	1,500
Carry forward general activity (UDA)	-30
16/17 Contracted orthodontic activity (UOA)	0
Carry forward orthodontic activity (UOA)	0
Baseline contract value	£43,853.84

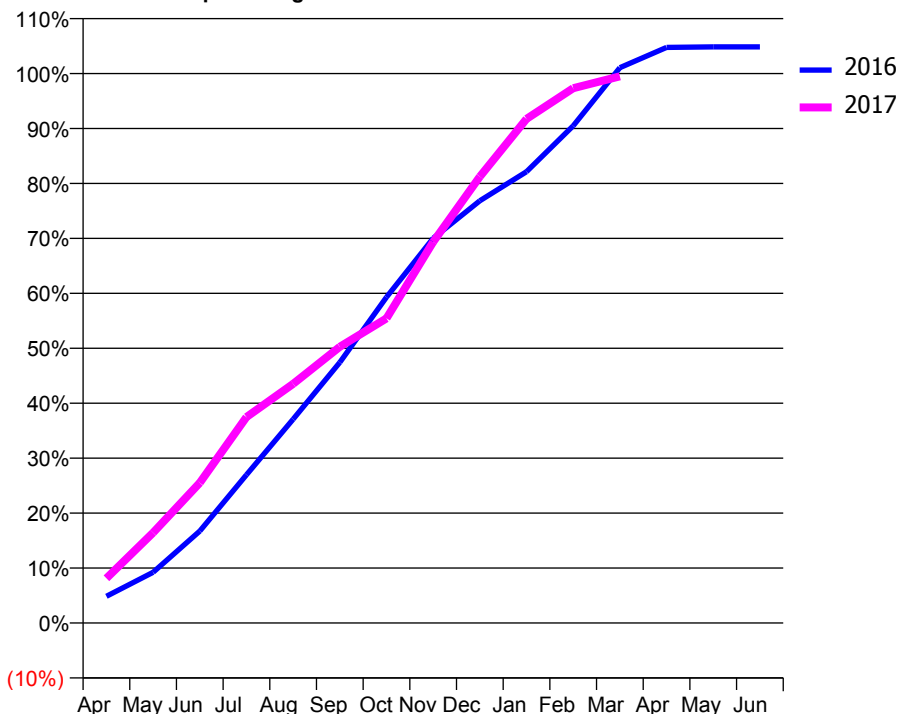
ACCESS*

Patients seen in 24 months	Total	Change since previous quarter
Quarter ending March 2016	1,020	
Quarter ending June 2016	1,050	↑
Quarter ending September 2016	1,041	→
Quarter ending December 2016	1,041	→
Quarter ending March 2017	1,007	↓
Variance since March 2016	(1.3%)	↓



ACTIVITY

Cumulative percentage of contracted UDA delivered 2016 & 2017



Month	Adjusted Scheduled Activity (UDA)	
	2016	2017
April	73	122
May	139	247
June	251	383
July	405	562
August	556	653
September	712	754
October	889	832
November	1,050	1,040
December	1,153	1,219
January	1,232	1,376
February	1,357	1,460
March	1,516	1,492
April	1,571	
May	1,573	
June	1,573	

QUALITY

	Quantity	Base Number	Contract	AT	Region	England
% of FP17s for the same patient ID Re-attending within 3 months - Children	102	1,133	9.0%	13.2%	13.3%	12.3%
% of FP17s for the same patient ID Re-attending within 3 months - Adults	0	0	N/A	17.3%	17.3%	16.7%
% of FP17s for the same patient ID Re-attending between 3 & 9 months - Children	594	1,133	52.4%	56.9%	58.9%	57.6%
% of FP17s for the same patient ID Re-attending between 3 & 9 months - Adults	0	0	N/A	50.6%	52.2%	50.1%
% of FP17s for Band 1 Urgent Courses	101	1,081	9.3%	10.9%	9.2%	9.1%
% of FP17s Relating to Free Repair or Replacements	0	1,081	0.0%	0.9%	1.0%	0.8%
% of FP17s Relating to Continuations	0	1,081	0.0%	1.2%	1.4%	1.2%
% of Patients satisfied with the dentistry they have received	0	0	N/A	92.2%	93.1%	92.8%
% of Patients satisfied with the time they had to wait for an appointment	0	0	N/A	88.3%	89.5%	88.7%

* This is based on patients treated on this contract for their most recent course of treatment. Figures in italics indicate the base number of FP17s or Patient Questionnaire responses are less than 100. N/A is shown where the base number of responses is less than 10 during the period. % is calculated as Quantity/Base number*100

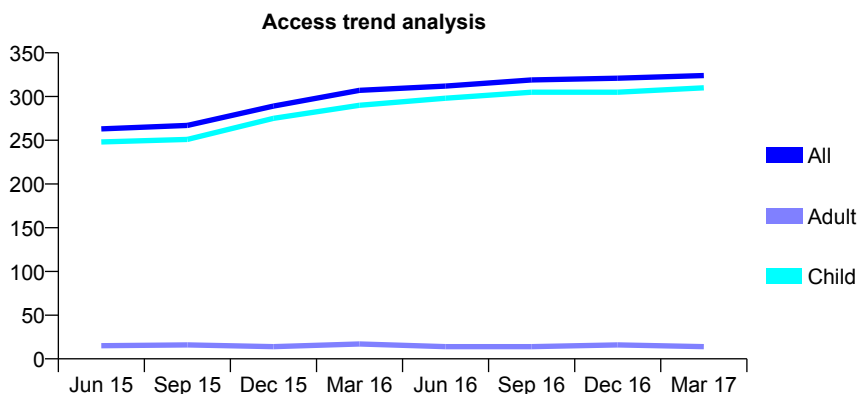
Q47 - Vital Signs At a Glance Contract Report for 814490/0001 - March 2017

Name or company name	MR MA POWELL
Contract type name	GDS Contract
Purpose of contract	General
Contract start date	01/04/2006
Contract end date	

16/17 Contracted general activity (UDA)	795
Carry forward general activity (UDA)	-3
16/17 Contracted orthodontic activity (UOA)	0
Carry forward orthodontic activity (UOA)	0
Baseline contract value	£18,815.74

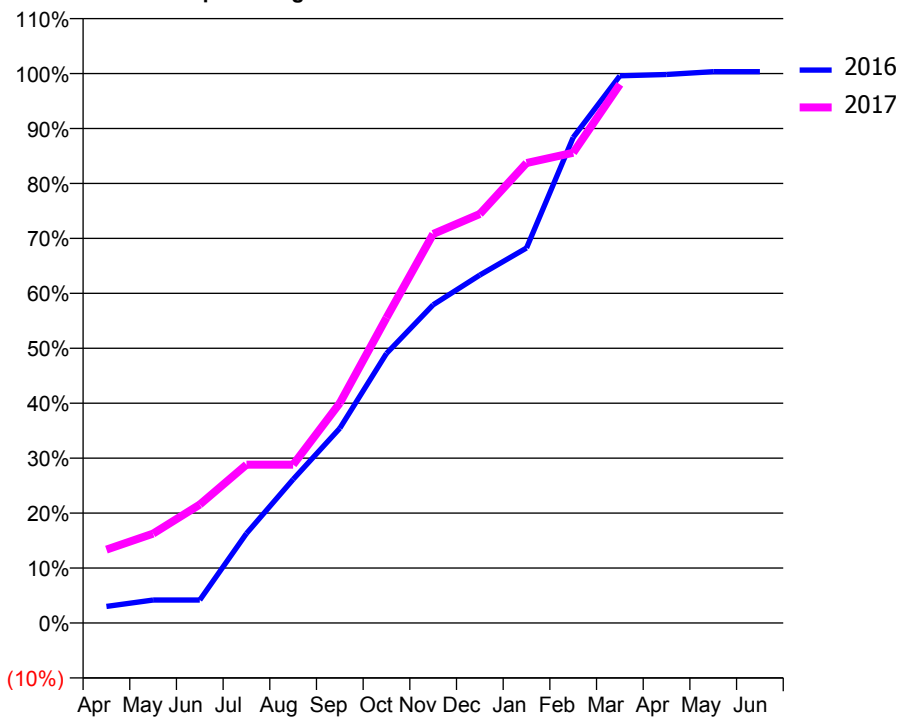
ACCESS*

Patients seen in 24 months	Total	Change since previous quarter
Quarter ending March 2016	307	
Quarter ending June 2016	312	→
Quarter ending September 2016	319	↑
Quarter ending December 2016	321	→
Quarter ending March 2017	324	→
Variance since March 2016	5.5%	↑



ACTIVITY

Cumulative percentage of contracted UDA delivered 2016 & 2017



Month	Adjusted Scheduled Activity (UDA)	
	2016	2017
April	24	106
May	33	129
June	33	171
July	130	229
August	208	229
September	282	318
October	390	442
November	460	563
December	503	592
January	543	665
February	703	680
March	792	779
April	794	
May	798	
June	798	

QUALITY

	Quantity	Base Number	Contract	AT	Region	England
% of FP17s for the same patient ID Re-attending within 3 months - Children	50	517	9.7%	13.2%	13.3%	12.3%
% of FP17s for the same patient ID Re-attending within 3 months - Adults	0	0	N/A	17.3%	17.3%	16.7%
% of FP17s for the same patient ID Re-attending between 3 & 9 months - Children	349	517	67.5%	56.9%	58.9%	57.6%
% of FP17s for the same patient ID Re-attending between 3 & 9 months - Adults	0	0	N/A	50.6%	52.2%	50.1%
% of FP17s for Band 1 Urgent Courses	12	513	2.3%	10.9%	9.2%	9.1%
% of FP17s Relating to Free Repair or Replacements	0	513	0.0%	0.9%	1.0%	0.8%
% of FP17s Relating to Continuations	0	513	0.0%	1.2%	1.4%	1.2%
% of Patients satisfied with the dentistry they have received	0	0	N/A	92.2%	93.1%	92.8%
% of Patients satisfied with the time they had to wait for an appointment	0	0	N/A	88.3%	89.5%	88.7%

* This is based on patients treated on this contract for their most recent course of treatment. Figures in italics indicate the base number of FP17s or Patient Questionnaire responses are less than 100. N/A is shown where the base number of responses is less than 10 during the period. % is calculated as Quantity/Base number*100

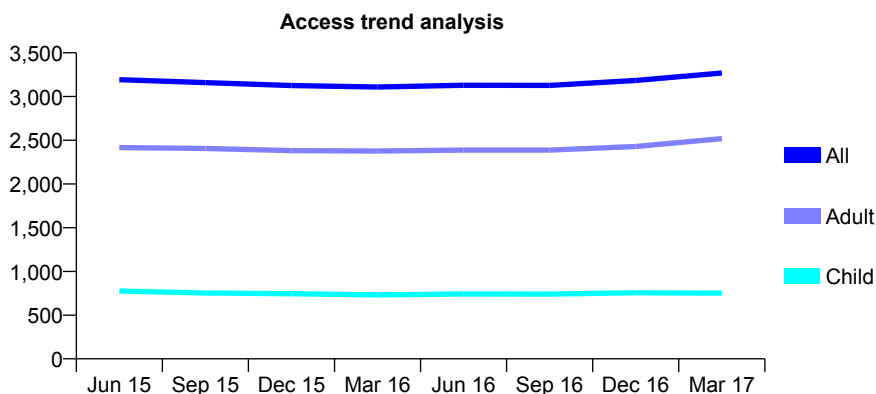
Q47 - Vital Signs At a Glance Contract Report for 819964/0001 - March 2017

Name or company name	MRS A KING
Contract type name	GDS Contract
Purpose of contract	General
Contract start date	01/04/2006
Contract end date	

16/17 Contracted general activity (UDA)	10,098
Carry forward general activity (UDA)	143
16/17 Contracted orthodontic activity (UOA)	0
Carry forward orthodontic activity (UOA)	0
Baseline contract value	£287,353.45

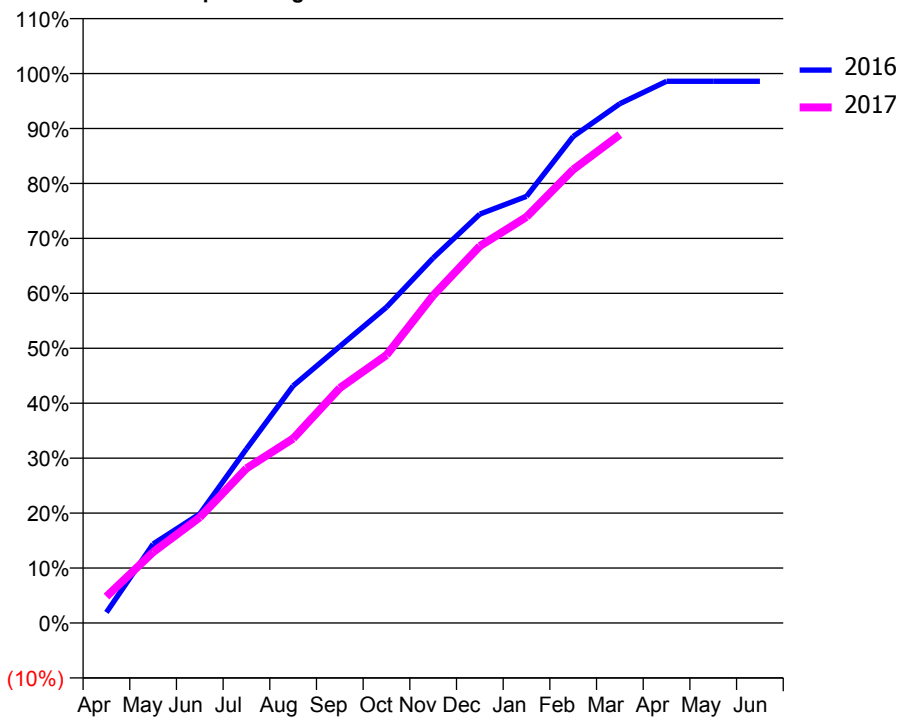
ACCESS*

Patients seen in 24 months	Total	Change since previous quarter
Quarter ending March 2016	3,109	
Quarter ending June 2016	3,129	→
Quarter ending September 2016	3,127	→
Quarter ending December 2016	3,183	→
Quarter ending March 2017	3,269	↑
Variance since March 2016	5.1%	↑



ACTIVITY

Cumulative percentage of contracted UDA delivered 2016 & 2017



Month	Adjusted Scheduled Activity (UDA)	
	2016	2017
April	196	488
May	1,451	1,303
June	2,006	1,941
July	3,198	2,841
August	4,358	3,390
September	5,084	4,318
October	5,804	4,924
November	6,709	6,020
December	7,516	6,926
January	7,840	7,462
February	8,942	8,333
March	9,544	8,974
April	9,955	
May	9,955	
June	9,955	

QUALITY

	Quantity	Base Number	Contract	AT	Region	England
% of FP17s for the same patient ID Re-attending within 3 months - Children	183	1,419	12.9%	13.2%	13.3%	12.3%
% of FP17s for the same patient ID Re-attending within 3 months - Adults	570	4,363	13.1%	17.3%	17.3%	16.7%
% of FP17s for the same patient ID Re-attending between 3 & 9 months - Children	924	1,419	65.1%	56.9%	58.9%	57.6%
% of FP17s for the same patient ID Re-attending between 3 & 9 months - Adults	3,051	4,363	69.9%	50.6%	52.2%	50.1%
% of FP17s for Band 1 Urgent Courses	327	5,518	5.9%	10.9%	9.2%	9.1%
% of FP17s Relating to Free Repair or Replacements	55	5,518	1.0%	0.9%	1.0%	0.8%
% of FP17s Relating to Continuations	137	5,518	2.5%	1.2%	1.4%	1.2%
% of Patients satisfied with the dentistry they have received	11	12	91.7%	92.2%	93.1%	92.8%
% of Patients satisfied with the time they had to wait for an appointment	11	12	91.7%	88.3%	89.5%	88.7%

* This is based on patients treated on this contract for their most recent course of treatment. Figures in italics indicate the base number of FP17s or Patient Questionnaire responses are less than 100. N/A is shown where the base number of responses is less than 10 during the period. % is calculated as Quantity/Base number*100

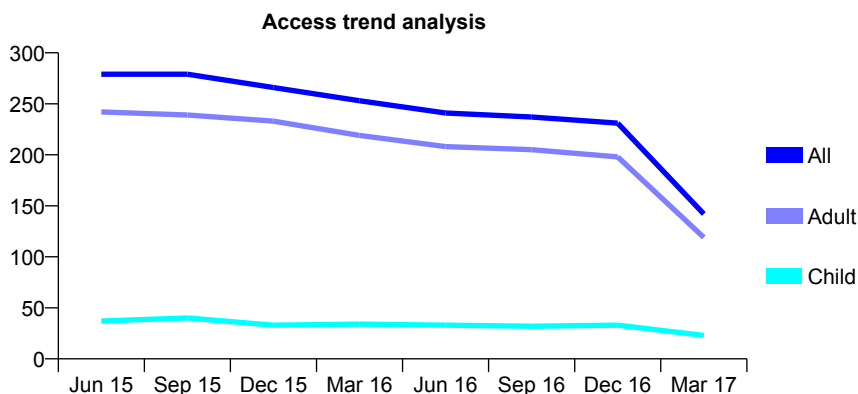
Q47 - Vital Signs At a Glance Contract Report for 819964/0003 - March 2017

Name or company name	MRS A KING
Contract type name	GDS Contract
Purpose of contract	General
Contract start date	01/04/2013
Contract end date	

16/17 Contracted general activity (UDA)	594
Carry forward general activity (UDA)	-12
16/17 Contracted orthodontic activity (UOA)	0
Carry forward orthodontic activity (UOA)	0
Baseline contract value	£56,314.80

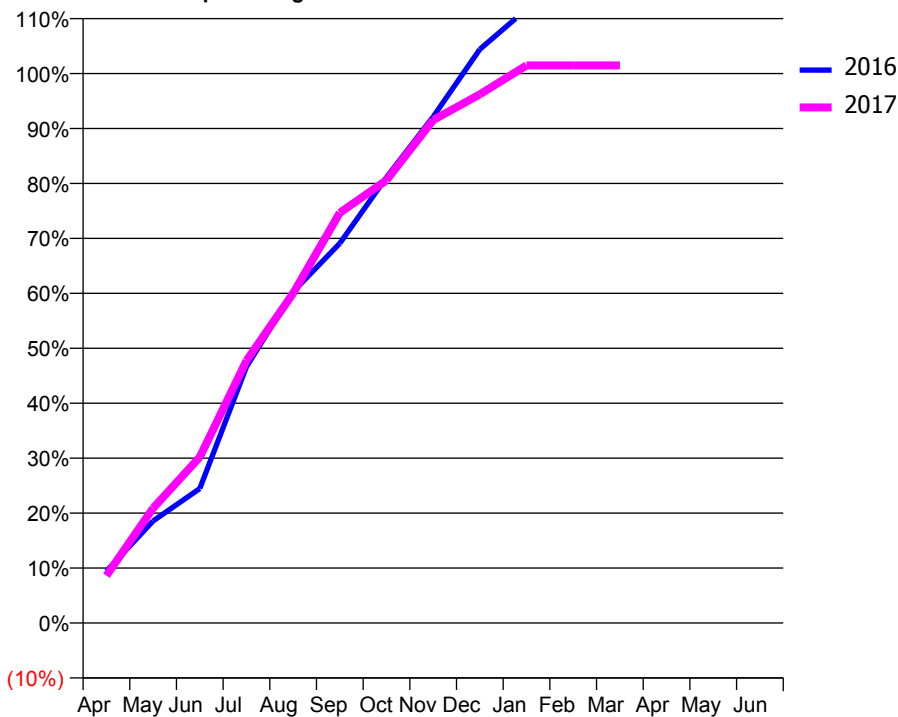
ACCESS*

Patients seen in 24 months	Total	Change since previous quarter
Quarter ending March 2016	253	
Quarter ending June 2016	241	↓
Quarter ending September 2016	237	↓
Quarter ending December 2016	231	↓
Quarter ending March 2017	142	↓
Variance since March 2016	(43.9%)	↓



ACTIVITY

Cumulative percentage of contracted UDA delivered 2016 & 2017



Month	Adjusted Scheduled Activity (UDA)	
	2016	2017
April	56	51
May	110	124
June	145	179
July	277	284
August	358	356
September	410	443
October	482	479
November	547	544
December	620	571
January	663	603
February	747	603
March	771	603
April	790	
May	790	
June	790	

QUALITY

	Quantity	Base Number	Contract	AT	Region	England
% of FP17s for the same patient ID Re-attending within 3 months - Children	16	58	27.6%	13.2%	13.3%	12.3%
% of FP17s for the same patient ID Re-attending within 3 months - Adults	53	277	19.1%	17.3%	17.3%	16.7%
% of FP17s for the same patient ID Re-attending between 3 & 9 months - Children	17	58	29.3%	56.9%	58.9%	57.6%
% of FP17s for the same patient ID Re-attending between 3 & 9 months - Adults	150	277	54.2%	50.6%	52.2%	50.1%
% of FP17s for Band 1 Urgent Courses	34	322	10.6%	10.9%	9.2%	9.1%
% of FP17s Relating to Free Repair or Replacements	3	322	0.9%	0.9%	1.0%	0.8%
% of FP17s Relating to Continuations	12	322	3.7%	1.2%	1.4%	1.2%
% of Patients satisfied with the dentistry they have received	1	1	N/A	92.2%	93.1%	92.8%
% of Patients satisfied with the time they had to wait for an appointment	1	1	N/A	88.3%	89.5%	88.7%

* This is based on patients treated on this contract for their most recent course of treatment. Figures in italics indicate the base number of FP17s or Patient Questionnaire responses are less than 100. N/A is shown where the base number of responses is less than 10 during the period. % is calculated as Quantity/Base number*100

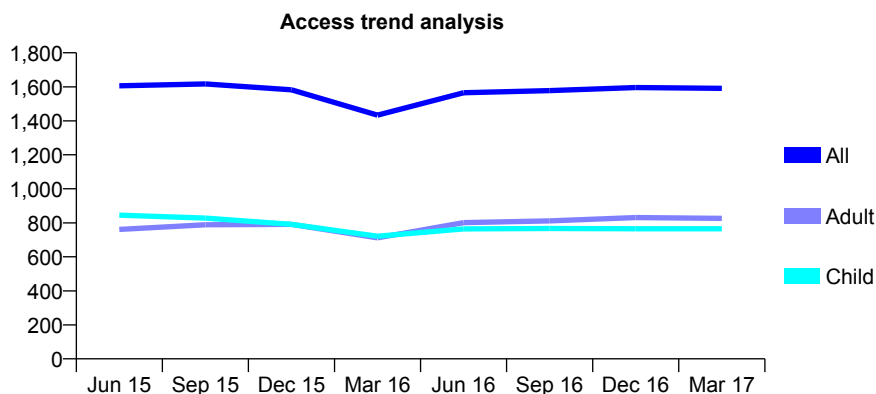
Q47 - Vital Signs At a Glance Contract Report for 821969/0003 - March 2017

Name or company name	MRS H BURNS
Contract type name	GDS Contract
Purpose of contract	General
Contract start date	04/05/2009
Contract end date	

16/17 Contracted general activity (UDA)	6,025
Carry forward general activity (UDA)	0
16/17 Contracted orthodontic activity (UOA)	0
Carry forward orthodontic activity (UOA)	0
Baseline contract value	£110,077.60

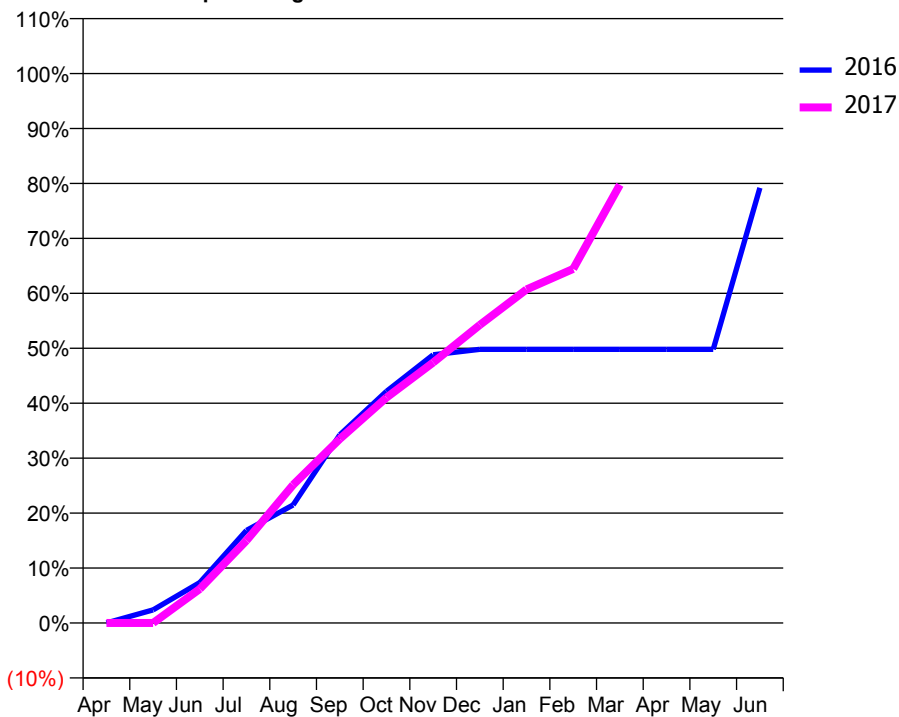
ACCESS*

Patients seen in 24 months	Total	Change since previous quarter
Quarter ending March 2016	1,433	
Quarter ending June 2016	1,565	↑
Quarter ending September 2016	1,578	→
Quarter ending December 2016	1,596	→
Quarter ending March 2017	1,591	→
Variance since March 2016	11.0%	↑



ACTIVITY

Cumulative percentage of contracted UDA delivered 2016 & 2017



Month	Adjusted Scheduled Activity (UDA)	
	2016	2017
April	0	0
May	144	0
June	443	374
July	1,015	904
August	1,294	1,515
September	2,064	2,018
October	2,541	2,471
November	2,941	2,856
December	3,002	3,269
January	3,002	3,657
February	3,002	3,882
March	3,002	4,805
April	3,002	
May	3,002	
June	4,771	

QUALITY

	Quantity	Base Number	Contract	AT	Region	England
% of FP17s for the same patient ID Re-attending within 3 months - Children	24	1,212	2.0%	13.2%	13.3%	12.3%
% of FP17s for the same patient ID Re-attending within 3 months - Adults	40	995	4.0%	17.3%	17.3%	16.7%
% of FP17s for the same patient ID Re-attending between 3 & 9 months - Children	617	1,212	50.9%	56.9%	58.9%	57.6%
% of FP17s for the same patient ID Re-attending between 3 & 9 months - Adults	414	995	41.6%	50.6%	52.2%	50.1%
% of FP17s for Band 1 Urgent Courses	6	1,473	0.4%	10.9%	9.2%	9.1%
% of FP17s Relating to Free Repair or Replacements	0	1,473	0.0%	0.9%	1.0%	0.8%
% of FP17s Relating to Continuations	0	1,473	0.0%	1.2%	1.4%	1.2%
% of Patients satisfied with the dentistry they have received	1	1	N/A	92.2%	93.1%	92.8%
% of Patients satisfied with the time they had to wait for an appointment	1	1	N/A	88.3%	89.5%	88.7%

* This is based on patients treated on this contract for their most recent course of treatment. Figures in italics indicate the base number of FP17s or Patient Questionnaire responses are less than 100. N/A is shown where the base number of responses is less than 10 during the period. % is calculated as Quantity/Base number*100

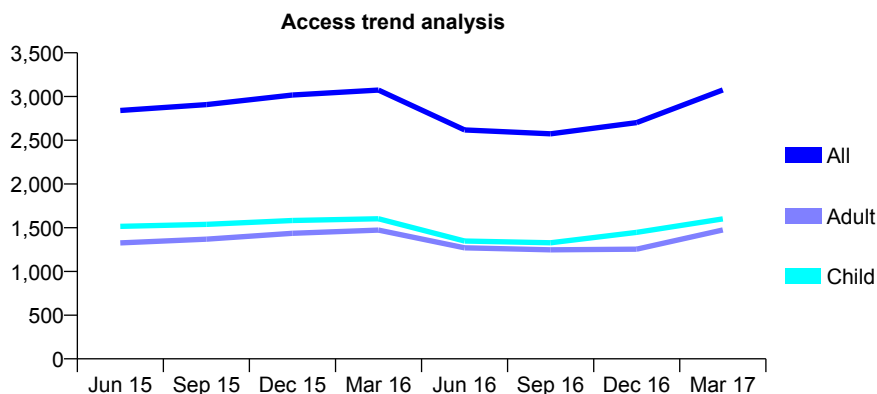
Q47 - Vital Signs At a Glance Contract Report for 842540/0006 - March 2017

Name or company name	MISS JS PRASAD
Contract type name	GDS Contract
Purpose of contract	General
Contract start date	01/04/2014
Contract end date	

16/17 Contracted general activity (UDA)	11,007
Carry forward general activity (UDA)	-137
16/17 Contracted orthodontic activity (UOA)	0
Carry forward orthodontic activity (UOA)	0
Baseline contract value	£257,505.86

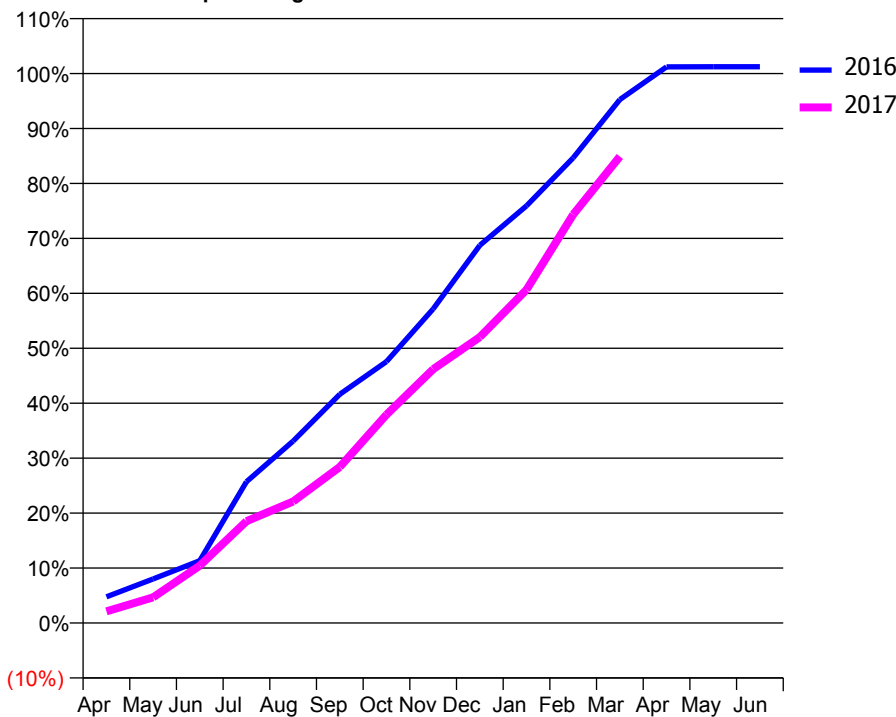
ACCESS*

Patients seen in 24 months	Total	Change since previous quarter
Quarter ending March 2016	3,074	
Quarter ending June 2016	2,617	↓
Quarter ending September 2016	2,574	↓
Quarter ending December 2016	2,701	↑
Quarter ending March 2017	3,075	↑
Variance since March 2016	0.0%	→



ACTIVITY

Cumulative percentage of contracted UDA delivered 2016 & 2017



Month	Adjusted Scheduled Activity (UDA)	
	2016	2017
April	481	234
May	808	514
June	1,144	1,150
July	2,589	2,039
August	3,336	2,435
September	4,193	3,125
October	4,792	4,172
November	5,756	5,085
December	6,922	5,727
January	7,646	6,677
February	8,525	8,183
March	9,593	9,344
April	10,191	
May	10,195	
June	10,195	

QUALITY

	Quantity	Base Number	Contract	AT	Region	England
% of FP17s for the same patient ID Re-attending within 3 months - Children	268	2,655	10.1%	13.2%	13.3%	12.3%
% of FP17s for the same patient ID Re-attending within 3 months - Adults	450	2,169	20.7%	17.3%	17.3%	16.7%
% of FP17s for the same patient ID Re-attending between 3 & 9 months - Children	1,572	2,655	59.2%	56.9%	58.9%	57.6%
% of FP17s for the same patient ID Re-attending between 3 & 9 months - Adults	1,139	2,169	52.5%	50.6%	52.2%	50.1%
% of FP17s for Band 1 Urgent Courses	194	4,549	4.3%	10.9%	9.2%	9.1%
% of FP17s Relating to Free Repair or Replacements	0	4,549	0.0%	0.9%	1.0%	0.8%
% of FP17s Relating to Continuations	2	4,549	0.0%	1.2%	1.4%	1.2%
% of Patients satisfied with the dentistry they have received	1	1	N/A	92.2%	93.1%	92.8%
% of Patients satisfied with the time they had to wait for an appointment	1	1	N/A	88.3%	89.5%	88.7%

* This is based on patients treated on this contract for their most recent course of treatment. Figures in italics indicate the base number of FP17s or Patient Questionnaire responses are less than 100. N/A is shown where the base number of responses is less than 10 during the period. % is calculated as Quantity/Base number*100

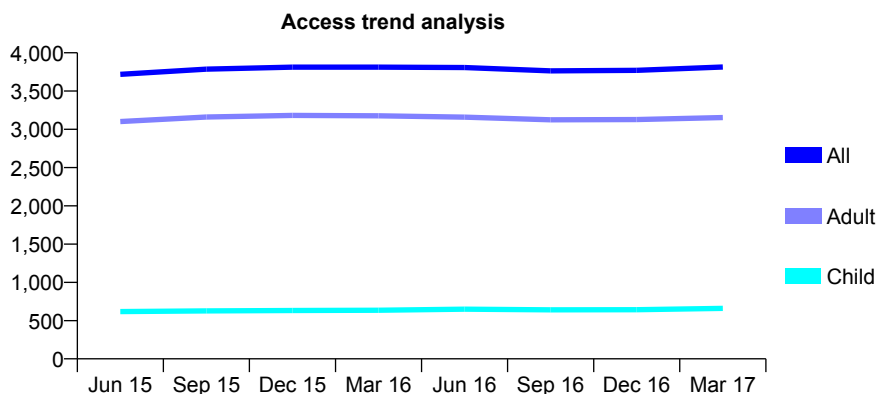
Q47 - Vital Signs At a Glance Contract Report for 865087/0001 - March 2017

Name or company name	MR VB SOMISETTY
Contract type name	GDS Contract
Purpose of contract	General
Contract start date	01/11/2013
Contract end date	

16/17 Contracted general activity (UDA)	15,000
Carry forward general activity (UDA)	-115
16/17 Contracted orthodontic activity (UOA)	0
Carry forward orthodontic activity (UOA)	0
Baseline contract value	£410,944.06

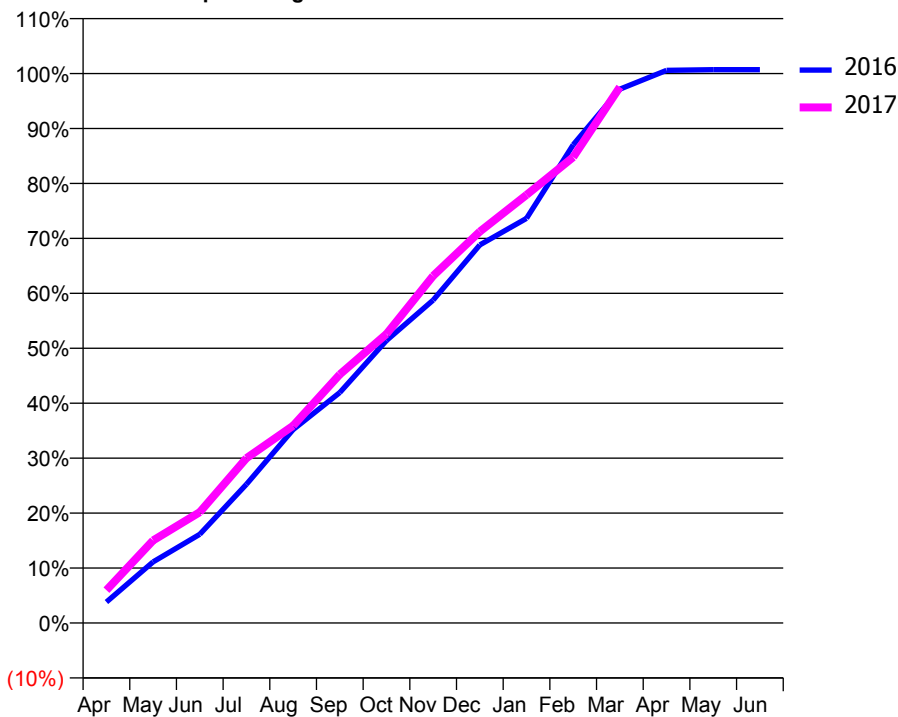
ACCESS*

Patients seen in 24 months	Total	Change since previous quarter
Quarter ending March 2016	3,812	
Quarter ending June 2016	3,808	→
Quarter ending September 2016	3,764	↓
Quarter ending December 2016	3,770	→
Quarter ending March 2017	3,814	→
Variance since March 2016	0.1%	→



ACTIVITY

Cumulative percentage of contracted UDA delivered 2016 & 2017



Month	Adjusted Scheduled Activity (UDA)	
	2016	2017
April	574	896
May	1,667	2,254
June	2,423	3,025
July	3,787	4,501
August	5,280	5,386
September	6,292	6,789
October	7,710	7,889
November	8,814	9,477
December	10,321	10,686
January	11,044	11,686
February	13,055	12,715
March	14,573	14,630
April	15,088	
May	15,103	
June	15,103	

QUALITY

	Quantity	Base Number	Contract	AT	Region	England
% of FP17s for the same patient ID Re-attending within 3 months - Children	78	1,103	7.1%	13.2%	13.3%	12.3%
% of FP17s for the same patient ID Re-attending within 3 months - Adults	832	5,063	16.4%	17.3%	17.3%	16.7%
% of FP17s for the same patient ID Re-attending between 3 & 9 months - Children	695	1,103	63.0%	56.9%	58.9%	57.6%
% of FP17s for the same patient ID Re-attending between 3 & 9 months - Adults	3,109	5,063	61.4%	50.6%	52.2%	50.1%
% of FP17s for Band 1 Urgent Courses	429	5,910	7.3%	10.9%	9.2%	9.1%
% of FP17s Relating to Free Repair or Replacements	70	5,910	1.2%	0.9%	1.0%	0.8%
% of FP17s Relating to Continuations	144	5,910	2.4%	1.2%	1.4%	1.2%
% of Patients satisfied with the dentistry they have received	26	27	96.3%	92.2%	93.1%	92.8%
% of Patients satisfied with the time they had to wait for an appointment	26	27	96.3%	88.3%	89.5%	88.7%

* This is based on patients treated on this contract for their most recent course of treatment. Figures in italics indicate the base number of FP17s or Patient Questionnaire responses are less than 100. N/A is shown where the base number of responses is less than 10 during the period. % is calculated as Quantity/Base number*100

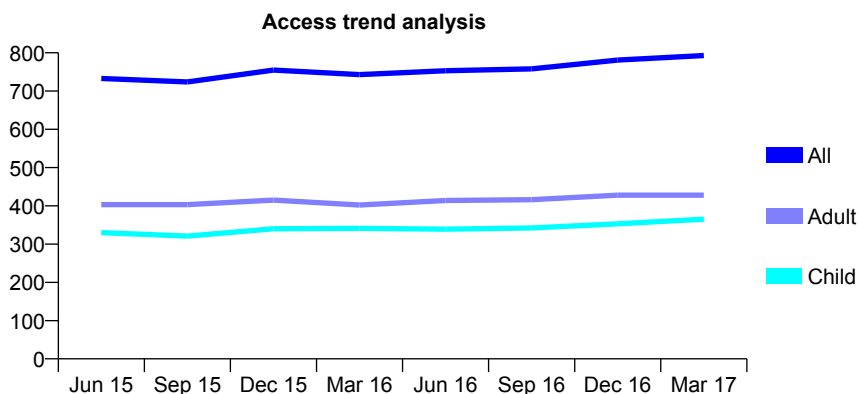
Q47 - Vital Signs At a Glance Contract Report for 908851/0002 - March 2017

Name or company name	MR A SARAVANAMUTTU
Contract type name	GDS Contract
Purpose of contract	General
Contract start date	02/06/2009
Contract end date	

16/17 Contracted general activity (UDA)	3,550
Carry forward general activity (UDA)	0
16/17 Contracted orthodontic activity (UOA)	0
Carry forward orthodontic activity (UOA)	0
Baseline contract value	£102,010.81

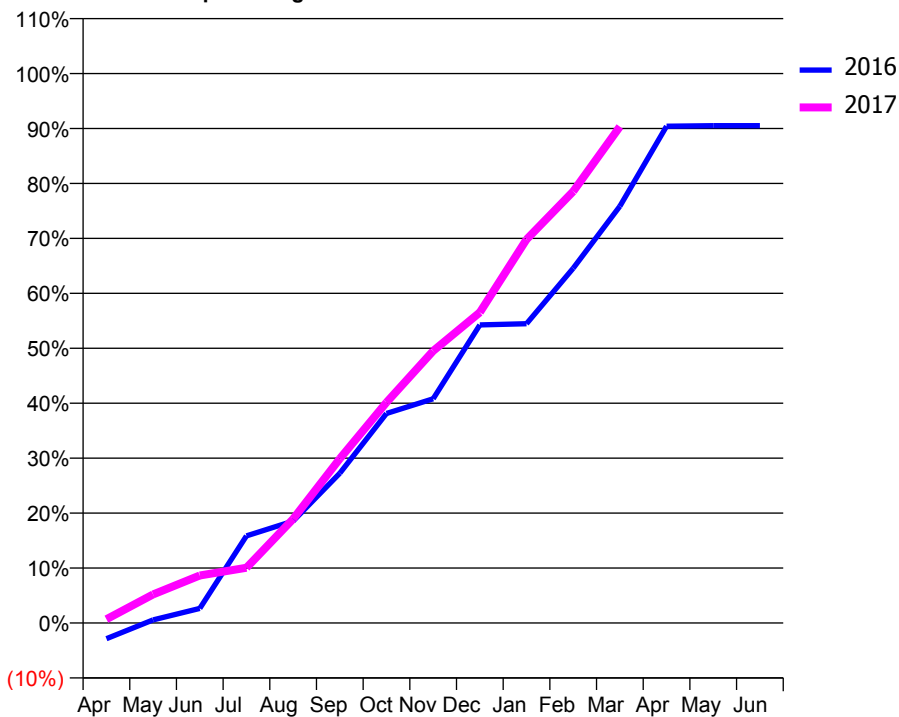
ACCESS*

Patients seen in 24 months	Total	Change since previous quarter
Quarter ending March 2016	743	
Quarter ending June 2016	753	→
Quarter ending September 2016	758	→
Quarter ending December 2016	781	↑
Quarter ending March 2017	793	→
Variance since March 2016	6.7%	↑



ACTIVITY

Cumulative percentage of contracted UDA delivered 2016 & 2017



Month	Adjusted Scheduled Activity (UDA)	
	2016	2017
April	-102	24
May	20	184
June	94	307
July	563	357
August	658	672
September	968	1,062
October	1,354	1,425
November	1,449	1,758
December	1,926	2,007
January	1,934	2,478
February	2,292	2,788
March	2,693	3,207
April	3,209	
May	3,213	
June	3,213	

QUALITY

	Quantity	Base Number	Contract	AT	Region	England
% of FP17s for the same patient ID Re-attending within 3 months - Children	33	543	6.1%	13.2%	13.3%	12.3%
% of FP17s for the same patient ID Re-attending within 3 months - Adults	130	568	22.9%	17.3%	17.3%	16.7%
% of FP17s for the same patient ID Re-attending between 3 & 9 months - Children	309	543	56.9%	56.9%	58.9%	57.6%
% of FP17s for the same patient ID Re-attending between 3 & 9 months - Adults	247	568	43.5%	50.6%	52.2%	50.1%
% of FP17s for Band 1 Urgent Courses	29	969	3.0%	10.9%	9.2%	9.1%
% of FP17s Relating to Free Repair or Replacements	0	969	0.0%	0.9%	1.0%	0.8%
% of FP17s Relating to Continuations	11	969	1.1%	1.2%	1.4%	1.2%
% of Patients satisfied with the dentistry they have received	0	0	N/A	92.2%	93.1%	92.8%
% of Patients satisfied with the time they had to wait for an appointment	0	0	N/A	88.3%	89.5%	88.7%

* This is based on patients treated on this contract for their most recent course of treatment. Figures in italics indicate the base number of FP17s or Patient Questionnaire responses are less than 100. N/A is shown where the base number of responses is less than 10 during the period. % is calculated as Quantity/Base number*100

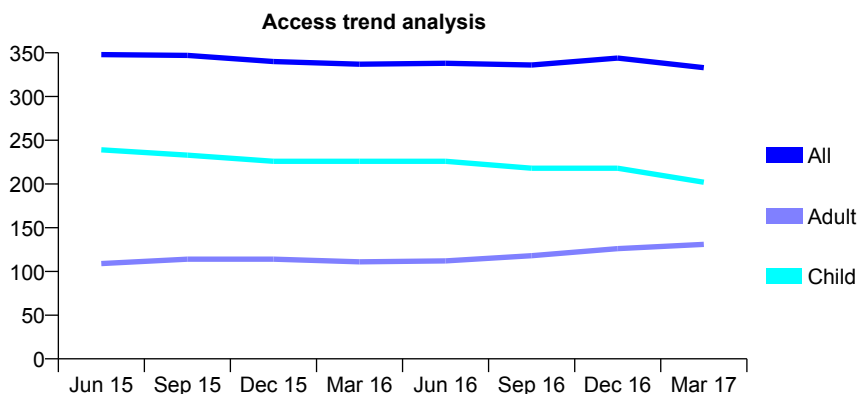
Q47 - Vital Signs At a Glance Contract Report for 911461/0001 - March 2017

Name or company name	MISS GM LAWSON
Contract type name	GDS Contract
Purpose of contract	General
Contract start date	01/04/2006
Contract end date	

16/17 Contracted general activity (UDA)	1,000
Carry forward general activity (UDA)	0
16/17 Contracted orthodontic activity (UOA)	0
Carry forward orthodontic activity (UOA)	0
Baseline contract value	£22,064.47

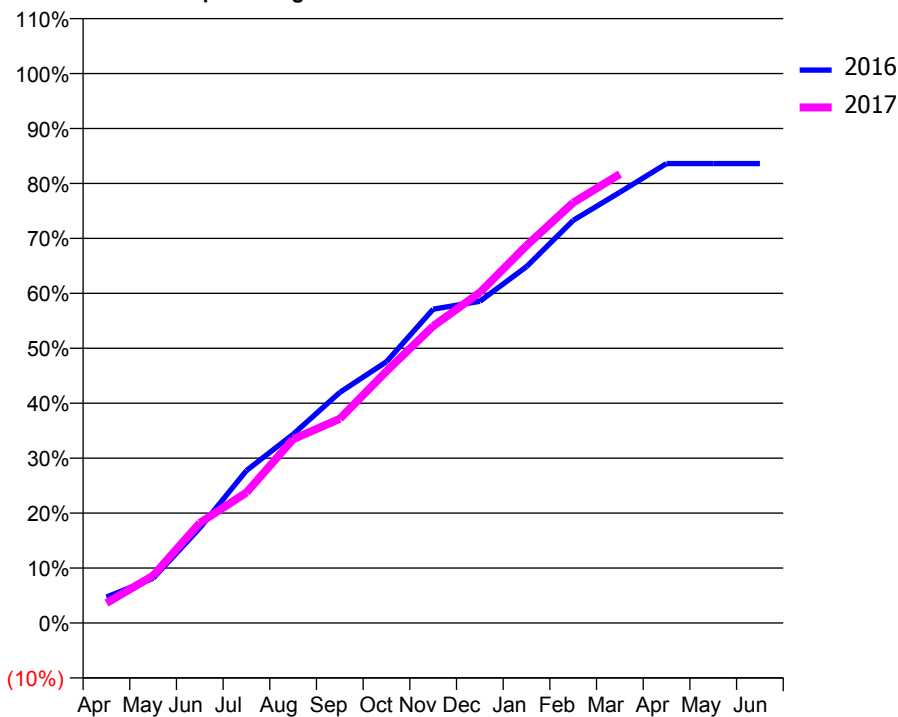
ACCESS*

Patients seen in 24 months	Total	Change since previous quarter
Quarter ending March 2016	337	
Quarter ending June 2016	338	→
Quarter ending September 2016	336	→
Quarter ending December 2016	344	↑
Quarter ending March 2017	333	↓
Variance since March 2016	(1.2%)	↓



ACTIVITY

Cumulative percentage of contracted UDA delivered 2016 & 2017



Adjusted Scheduled Activity (UDA)

Month	2016	2017
April	47	36
May	81	86
June	173	182
July	277	237
August	344	335
September	420	372
October	476	458
November	571	540
December	585	601
January	649	687
February	733	765
March	784	817
April	836	
May	836	
June	836	

QUALITY

	Quantity	Base Number	Contract	AT	Region	England
% of FP17s for the same patient ID Re-attending within 3 months - Children	30	389	7.7%	13.2%	13.3%	12.3%
% of FP17s for the same patient ID Re-attending within 3 months - Adults	11	158	7.0%	17.3%	17.3%	16.7%
% of FP17s for the same patient ID Re-attending between 3 & 9 months - Children	286	389	73.5%	56.9%	58.9%	57.6%
% of FP17s for the same patient ID Re-attending between 3 & 9 months - Adults	95	158	60.1%	50.6%	52.2%	50.1%
% of FP17s for Band 1 Urgent Courses	10	511	2.0%	10.9%	9.2%	9.1%
% of FP17s Relating to Free Repair or Replacements	0	511	0.0%	0.9%	1.0%	0.8%
% of FP17s Relating to Continuations	10	511	2.0%	1.2%	1.4%	1.2%
% of Patients satisfied with the dentistry they have received	1	1	N/A	92.2%	93.1%	92.8%
% of Patients satisfied with the time they had to wait for an appointment	1	1	N/A	88.3%	89.5%	88.7%

* This is based on patients treated on this contract for their most recent course of treatment. Figures in italics indicate the base number of FP17s or Patient Questionnaire responses are less than 100. N/A is shown where the base number of responses is less than 10 during the period. % is calculated as Quantity/Base number*100

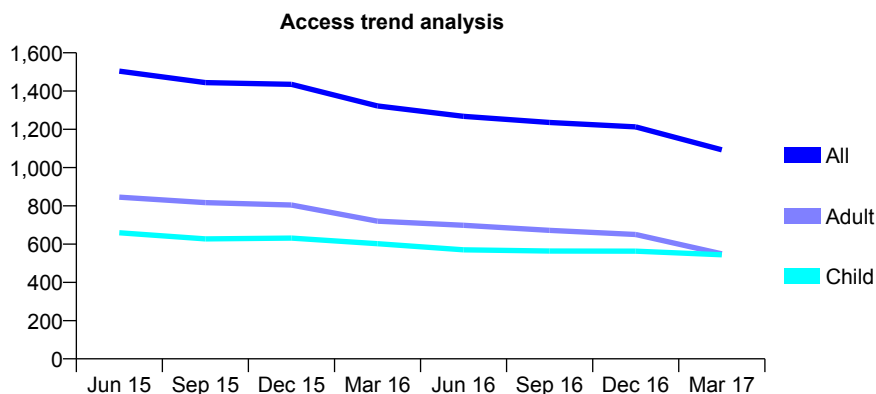
Q47 - Vital Signs At a Glance Contract Report for 913529/0002 - March 2017

Name or company name	MR PH THOMPSON
Contract type name	GDS Contract
Purpose of contract	General
Contract start date	01/12/2011
Contract end date	

16/17 Contracted general activity (UDA)	2,500
Carry forward general activity (UDA)	-50
16/17 Contracted orthodontic activity (UOA)	0
Carry forward orthodontic activity (UOA)	0
Baseline contract value	£71,839.92

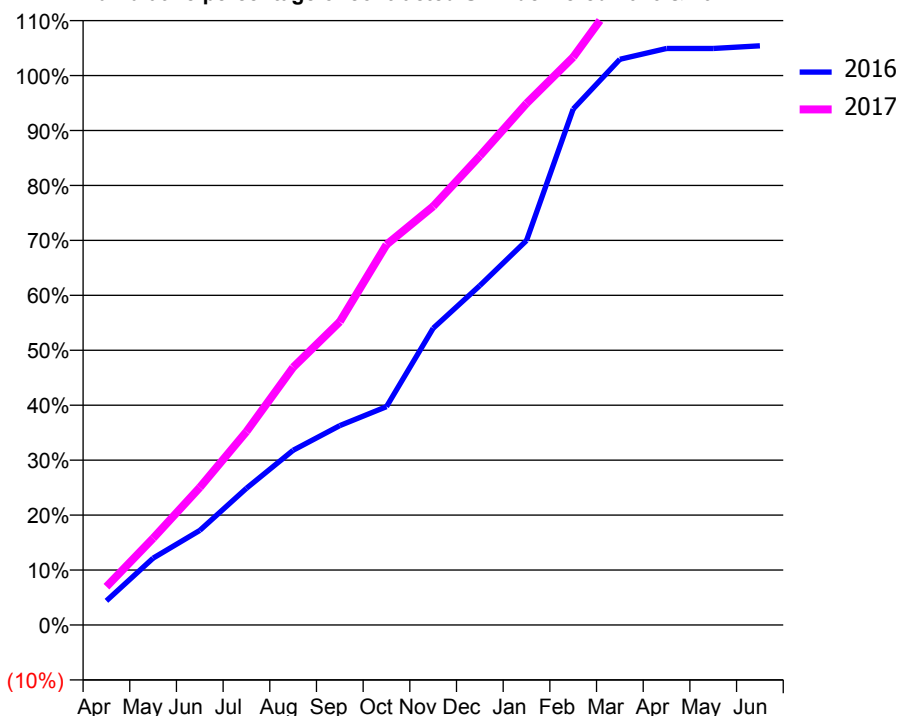
ACCESS*

Patients seen in 24 months	Total	Change since previous quarter
Quarter ending March 2016	1,322	
Quarter ending June 2016	1,268	↓
Quarter ending September 2016	1,236	↓
Quarter ending December 2016	1,213	↓
Quarter ending March 2017	1,093	↓
Variance since March 2016	(17.3%)	↓



ACTIVITY

Cumulative percentage of contracted UDA delivered 2016 & 2017



Adjusted Scheduled Activity (UDA)

Month	2016	2017
April	110	174
May	304	395
June	431	626
July	622	880
August	795	1,173
September	907	1,380
October	994	1,731
November	1,350	1,904
December	1,544	2,134
January	1,749	2,373
February	2,348	2,584
March	2,574	2,874
April	2,623	
May	2,623	
June	2,635	

QUALITY

	Quantity	Base Number	Contract	AT	Region	England
% of FP17s for the same patient ID Re-attending within 3 months - Children	58	814	7.1%	13.2%	13.3%	12.3%
% of FP17s for the same patient ID Re-attending within 3 months - Adults	122	652	18.7%	17.3%	17.3%	16.7%
% of FP17s for the same patient ID Re-attending between 3 & 9 months - Children	543	814	66.7%	56.9%	58.9%	57.6%
% of FP17s for the same patient ID Re-attending between 3 & 9 months - Adults	384	652	58.9%	50.6%	52.2%	50.1%
% of FP17s for Band 1 Urgent Courses	54	1,423	3.8%	10.9%	9.2%	9.1%
% of FP17s Relating to Free Repair or Replacements	8	1,423	0.6%	0.9%	1.0%	0.8%
% of FP17s Relating to Continuations	0	1,423	0.0%	1.2%	1.4%	1.2%
% of Patients satisfied with the dentistry they have received	2	2	N/A	92.2%	93.1%	92.8%
% of Patients satisfied with the time they had to wait for an appointment	2	2	N/A	88.3%	89.5%	88.7%

* This is based on patients treated on this contract for their most recent course of treatment. Figures in italics indicate the base number of FP17s or Patient Questionnaire responses are less than 100. N/A is shown where the base number of responses is less than 10 during the period. % is calculated as Quantity/Base number*100

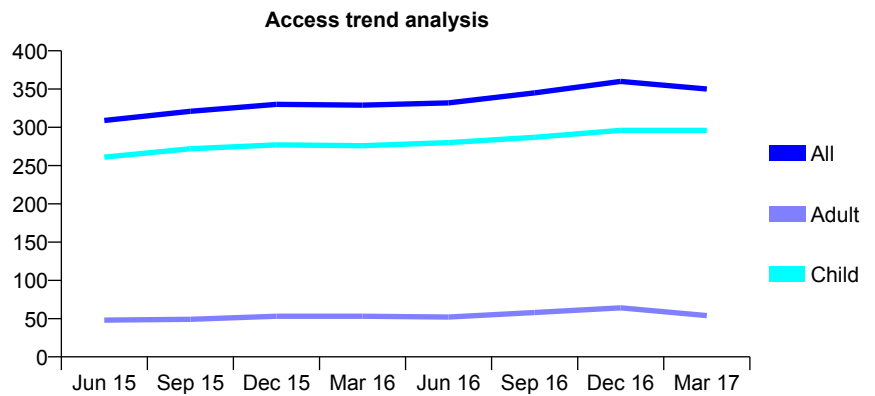
Q47 - Vital Signs At a Glance Contract Report for 913774/0001 - March 2017

Name or company name	MISS DE BROOKS
Contract type name	GDS Contract
Purpose of contract	General
Contract start date	01/04/2006
Contract end date	

16/17 Contracted general activity (UDA)	770
Carry forward general activity (UDA)	0
16/17 Contracted orthodontic activity (UOA)	0
Carry forward orthodontic activity (UOA)	0
Baseline contract value	£17,875.12

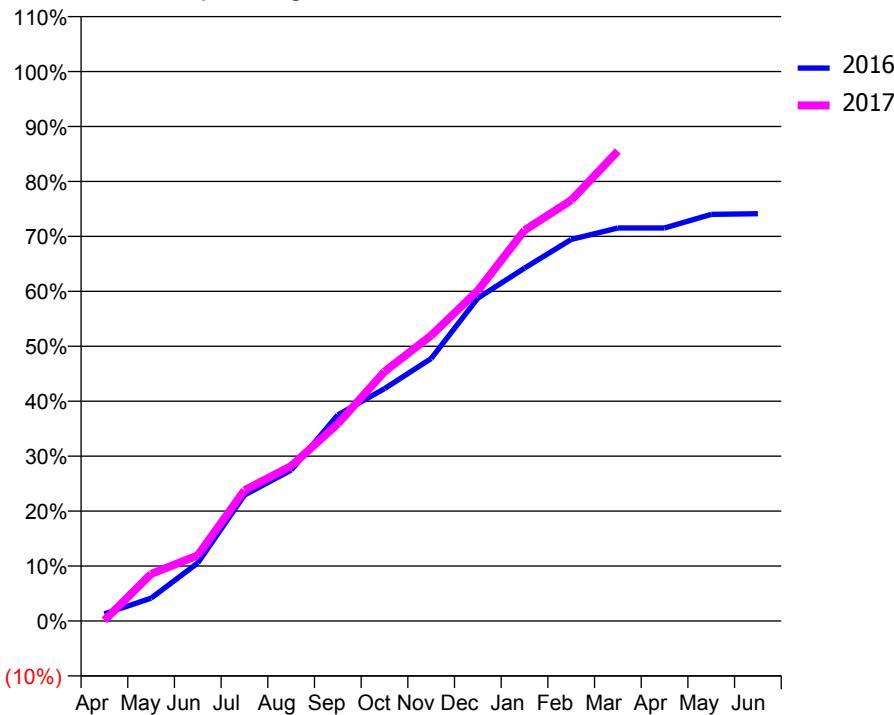
ACCESS*

Patients seen in 24 months	Total	Change since previous quarter
Quarter ending March 2016	329	
Quarter ending June 2016	332	→
Quarter ending September 2016	345	↑
Quarter ending December 2016	360	↑
Quarter ending March 2017	350	↓
Variance since March 2016	6.4%	↑



ACTIVITY

Cumulative percentage of contracted UDA delivered 2016 & 2017



Month	Adjusted Scheduled Activity (UDA)	
	2016	2017
April	10	1
May	32	66
June	81	92
July	176	183
August	211	217
September	289	276
October	326	350
November	368	400
December	452	463
January	495	548
February	535	590
March	551	659
April	551	
May	570	
June	571	

QUALITY

	Quantity	Base Number	Contract	AT	Region	England
% of FP17s for the same patient ID Re-attending within 3 months - Children	10	513	1.9%	13.2%	13.3%	12.3%
% of FP17s for the same patient ID Re-attending within 3 months - Adults	1	37	2.7%	17.3%	17.3%	16.7%
% of FP17s for the same patient ID Re-attending between 3 & 9 months - Children	325	513	63.4%	56.9%	58.9%	57.6%
% of FP17s for the same patient ID Re-attending between 3 & 9 months - Adults	25	37	67.6%	50.6%	52.2%	50.1%
% of FP17s for Band 1 Urgent Courses	8	489	1.6%	10.9%	9.2%	9.1%
% of FP17s Relating to Free Repair or Replacements	0	489	0.0%	0.9%	1.0%	0.8%
% of FP17s Relating to Continuations	0	489	0.0%	1.2%	1.4%	1.2%
% of Patients satisfied with the dentistry they have received	0	0	N/A	92.2%	93.1%	92.8%
% of Patients satisfied with the time they had to wait for an appointment	0	0	N/A	88.3%	89.5%	88.7%

* This is based on patients treated on this contract for their most recent course of treatment. Figures in italics indicate the base number of FP17s or Patient Questionnaire responses are less than 100. N/A is shown where the base number of responses is less than 10 during the period. % is calculated as Quantity/Base number*100

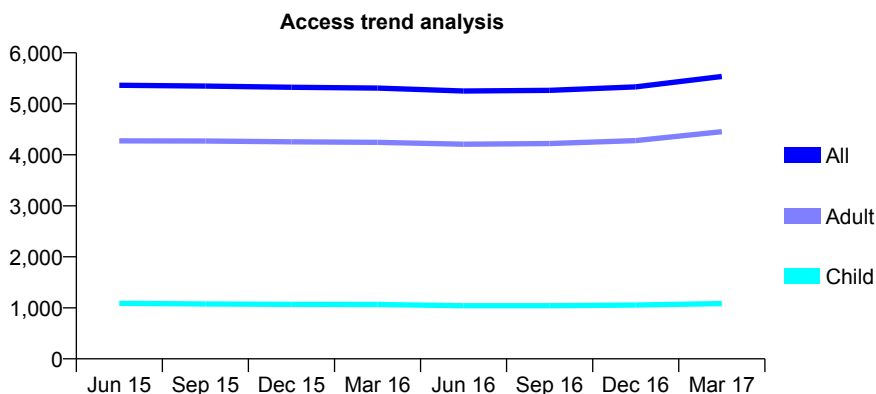
Q47 - Vital Signs At a Glance Contract Report for 916455/0001 - March 2017

Name or company name	Schonberg and Staneviciene
Contract type name	GDS Contract
Purpose of contract	General
Contract start date	01/04/2006
Contract end date	

16/17 Contracted general activity (UDA)	18,751
Carry forward general activity (UDA)	0
16/17 Contracted orthodontic activity (UOA)	0
Carry forward orthodontic activity (UOA)	0
Baseline contract value	£573,690.48

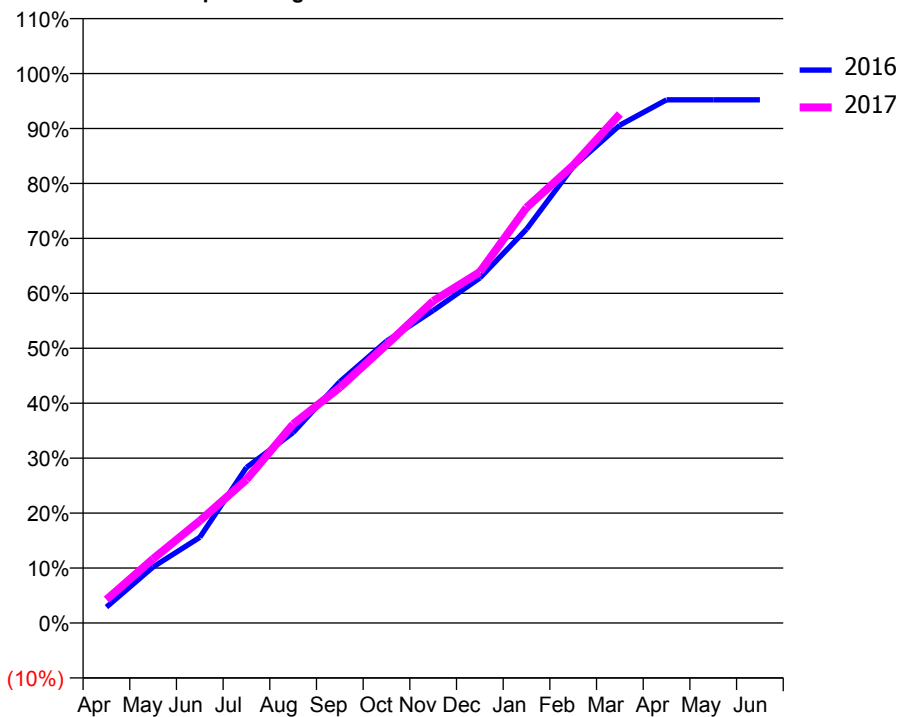
ACCESS*

Patients seen in 24 months	Total	Change since previous quarter
Quarter ending March 2016	5,309	
Quarter ending June 2016	5,250	↓
Quarter ending September 2016	5,265	→
Quarter ending December 2016	5,333	→
Quarter ending March 2017	5,536	↑
Variance since March 2016	4.3%	↑



ACTIVITY

Cumulative percentage of contracted UDA delivered 2016 & 2017



Month	Adjusted Scheduled Activity (UDA)	
	2016	2017
April	542	797
May	1,913	2,192
June	2,924	3,488
July	5,308	4,892
August	6,500	6,785
September	8,233	8,038
October	9,615	9,496
November	10,662	10,989
December	11,775	11,979
January	13,441	14,175
February	15,575	15,619
March	16,987	17,370
April	17,853	
May	17,853	
June	17,853	

QUALITY

	Quantity	Base Number	Contract	AT	Region	England
% of FP17s for the same patient ID Re-attending within 3 months - Children	163	1,890	8.6%	13.2%	13.3%	12.3%
% of FP17s for the same patient ID Re-attending within 3 months - Adults	1,495	7,915	18.9%	17.3%	17.3%	16.7%
% of FP17s for the same patient ID Re-attending between 3 & 9 months - Children	938	1,890	49.6%	56.9%	58.9%	57.6%
% of FP17s for the same patient ID Re-attending between 3 & 9 months - Adults	3,764	7,915	47.6%	50.6%	52.2%	50.1%
% of FP17s for Band 1 Urgent Courses	1,109	9,353	11.9%	10.9%	9.2%	9.1%
% of FP17s Relating to Free Repair or Replacements	242	9,353	2.6%	0.9%	1.0%	0.8%
% of FP17s Relating to Continuations	199	9,353	2.1%	1.2%	1.4%	1.2%
% of Patients satisfied with the dentistry they have received	13	13	100.0%	92.2%	93.1%	92.8%
% of Patients satisfied with the time they had to wait for an appointment	11	13	84.6%	88.3%	89.5%	88.7%

* This is based on patients treated on this contract for their most recent course of treatment. Figures in italics indicate the base number of FP17s or Patient Questionnaire responses are less than 100. N/A is shown where the base number of responses is less than 10 during the period. % is calculated as Quantity/Base number*100

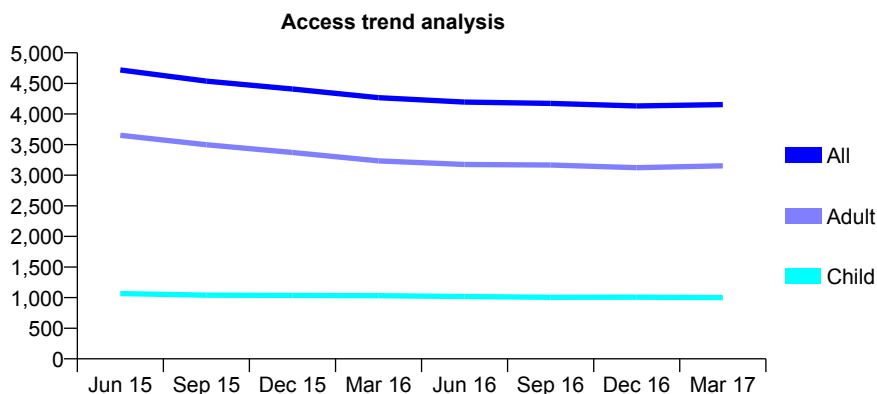
Q47 - Vital Signs At a Glance Contract Report for 917389/0002 - March 2017

Name or company name	MR GN BARLOW
Contract type name	GDS Contract
Purpose of contract	General
Contract start date	01/04/2006
Contract end date	

16/17 Contracted general activity (UDA)	13,141
Carry forward general activity (UDA)	-150
16/17 Contracted orthodontic activity (UOA)	0
Carry forward orthodontic activity (UOA)	0
Baseline contract value	£365,282.87

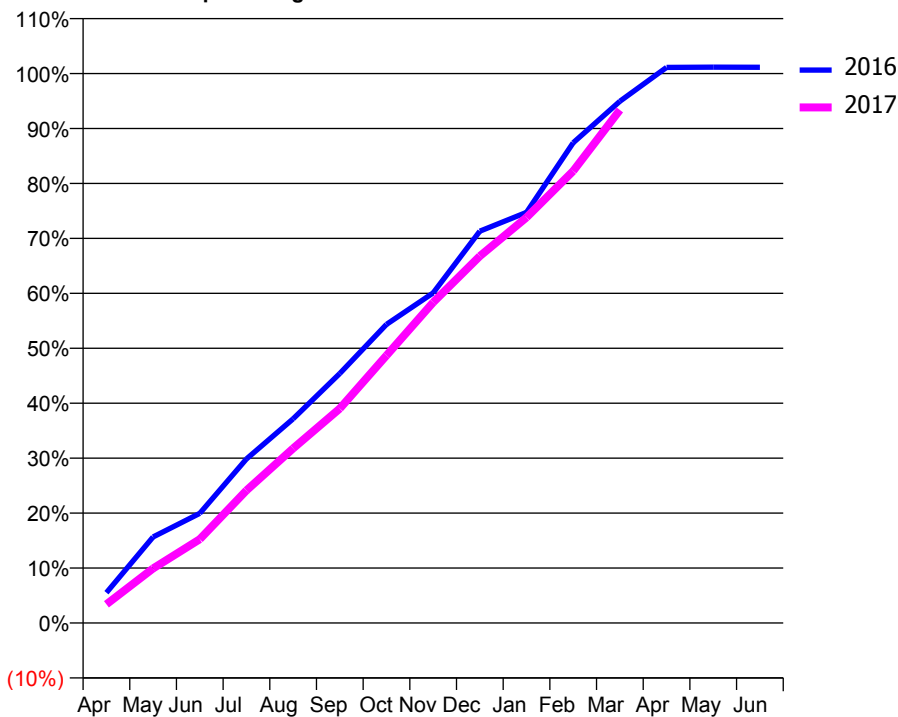
ACCESS*

Patients seen in 24 months	Total	Change since previous quarter
Quarter ending March 2016	4,266	
Quarter ending June 2016	4,195	↓
Quarter ending September 2016	4,173	→
Quarter ending December 2016	4,131	↓
Quarter ending March 2017	4,154	→
Variance since March 2016	(2.6%)	↓



ACTIVITY

Cumulative percentage of contracted UDA delivered 2016 & 2017



Adjusted Scheduled Activity (UDA)

Month	2016	2017
April	727	447
May	2,058	1,305
June	2,624	2,004
July	3,923	3,170
August	4,885	4,175
September	5,967	5,131
October	7,142	6,400
November	7,895	7,666
December	9,370	8,775
January	9,821	9,698
February	11,484	10,809
March	12,476	12,271
April	13,287	
May	13,292	
June	13,291	

QUALITY

	Quantity	Base Number	Contract	AT	Region	England
% of FP17s for the same patient ID Re-attending within 3 months - Children	196	1,484	13.2%	13.2%	13.3%	12.3%
% of FP17s for the same patient ID Re-attending within 3 months - Adults	974	4,383	22.2%	17.3%	17.3%	16.7%
% of FP17s for the same patient ID Re-attending between 3 & 9 months - Children	660	1,484	44.5%	56.9%	58.9%	57.6%
% of FP17s for the same patient ID Re-attending between 3 & 9 months - Adults	1,596	4,383	36.4%	50.6%	52.2%	50.1%
% of FP17s for Band 1 Urgent Courses	559	5,545	10.1%	10.9%	9.2%	9.1%
% of FP17s Relating to Free Repair or Replacements	179	5,545	3.2%	0.9%	1.0%	0.8%
% of FP17s Relating to Continuations	140	5,545	2.5%	1.2%	1.4%	1.2%
% of Patients satisfied with the dentistry they have received	13	14	92.9%	92.2%	93.1%	92.8%
% of Patients satisfied with the time they had to wait for an appointment	11	14	78.6%	88.3%	89.5%	88.7%

* This is based on patients treated on this contract for their most recent course of treatment. Figures in italics indicate the base number of FP17s or Patient Questionnaire responses are less than 100. N/A is shown where the base number of responses is less than 10 during the period. % is calculated as Quantity/Base number*100

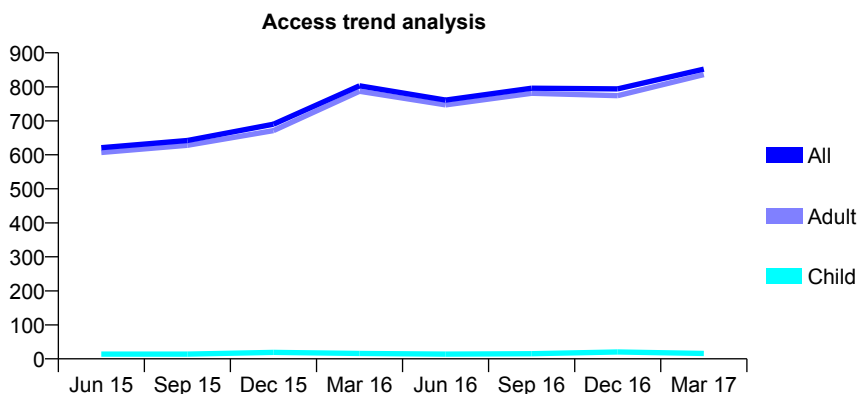
Q47 - Vital Signs At a Glance Contract Report for 917389/0003 - March 2017

Name or company name	MR GN BARLOW
Contract type name	GDS Contract
Purpose of contract	General
Contract start date	01/04/2014
Contract end date	

16/17 Contracted general activity (UDA)	3,124
Carry forward general activity (UDA)	54
16/17 Contracted orthodontic activity (UOA)	0
Carry forward orthodontic activity (UOA)	0
Baseline contract value	£295,154.99

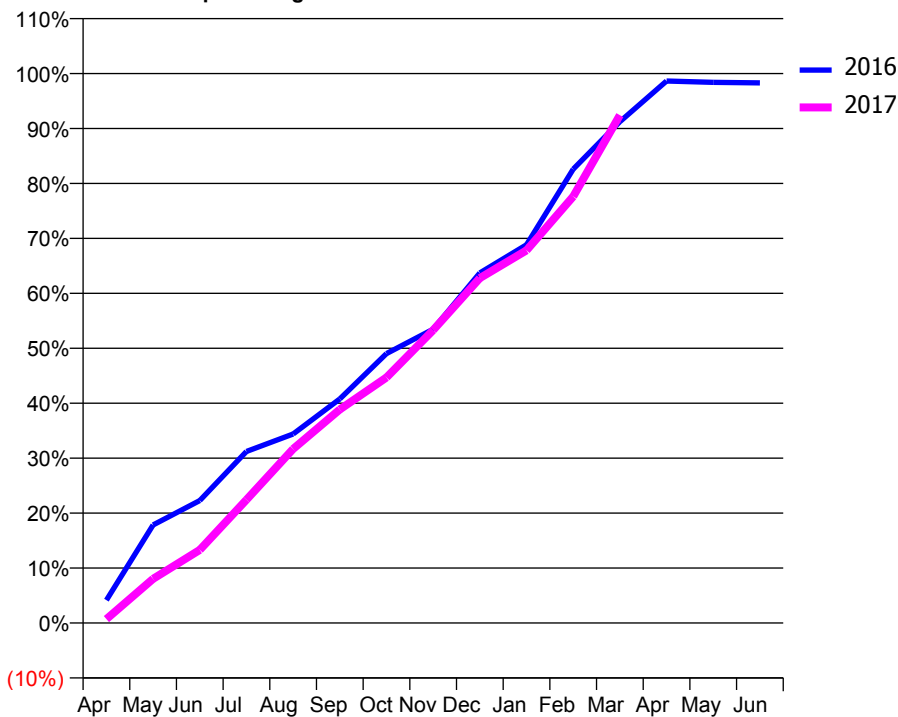
ACCESS*

Patients seen in 24 months	Total	Change since previous quarter
Quarter ending March 2016	803	
Quarter ending June 2016	761	↓
Quarter ending September 2016	796	↑
Quarter ending December 2016	794	→
Quarter ending March 2017	852	↑
Variance since March 2016	6.1%	↑



ACTIVITY

Cumulative percentage of contracted UDA delivered 2016 & 2017



Adjusted Scheduled Activity (UDA)

Month	2016	2017
April	130	22
May	558	251
June	696	416
July	975	701
August	1,075	990
September	1,274	1,214
October	1,532	1,396
November	1,671	1,665
December	1,990	1,961
January	2,150	2,118
February	2,580	2,425
March	2,850	2,887
April	3,081	
May	3,073	
June	3,070	

QUALITY

	Quantity	Base Number	Contract	AT	Region	England
% of FP17s for the same patient ID Re-attending within 3 months - Children	7	26	26.9%	13.2%	13.3%	12.3%
% of FP17s for the same patient ID Re-attending within 3 months - Adults	121	990	12.2%	17.3%	17.3%	16.7%
% of FP17s for the same patient ID Re-attending between 3 & 9 months - Children	0	26	0.0%	56.9%	58.9%	57.6%
% of FP17s for the same patient ID Re-attending between 3 & 9 months - Adults	26	990	2.6%	50.6%	52.2%	50.1%
% of FP17s for Band 1 Urgent Courses	77	948	8.1%	10.9%	9.2%	9.1%
% of FP17s Relating to Free Repair or Replacements	1	948	0.1%	0.9%	1.0%	0.8%
% of FP17s Relating to Continuations	20	948	2.1%	1.2%	1.4%	1.2%
% of Patients satisfied with the dentistry they have received	0	0	N/A	92.2%	93.1%	92.8%
% of Patients satisfied with the time they had to wait for an appointment	0	0	N/A	88.3%	89.5%	88.7%

* This is based on patients treated on this contract for their most recent course of treatment. Figures in italics indicate the base number of FP17s or Patient Questionnaire responses are less than 100. N/A is shown where the base number of responses is less than 10 during the period. % is calculated as Quantity/Base number*100

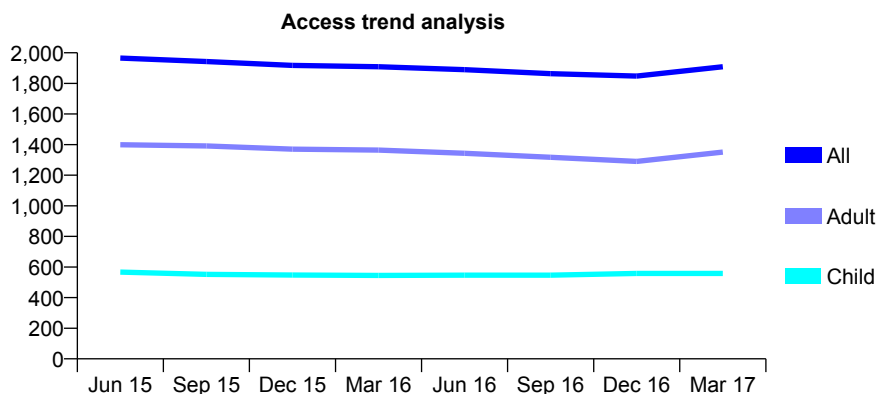
Q47 - Vital Signs At a Glance Contract Report for 917672/0001 - March 2017

Name or company name	MR MJ HOLYOAK
Contract type name	GDS Contract
Purpose of contract	General
Contract start date	01/04/2006
Contract end date	

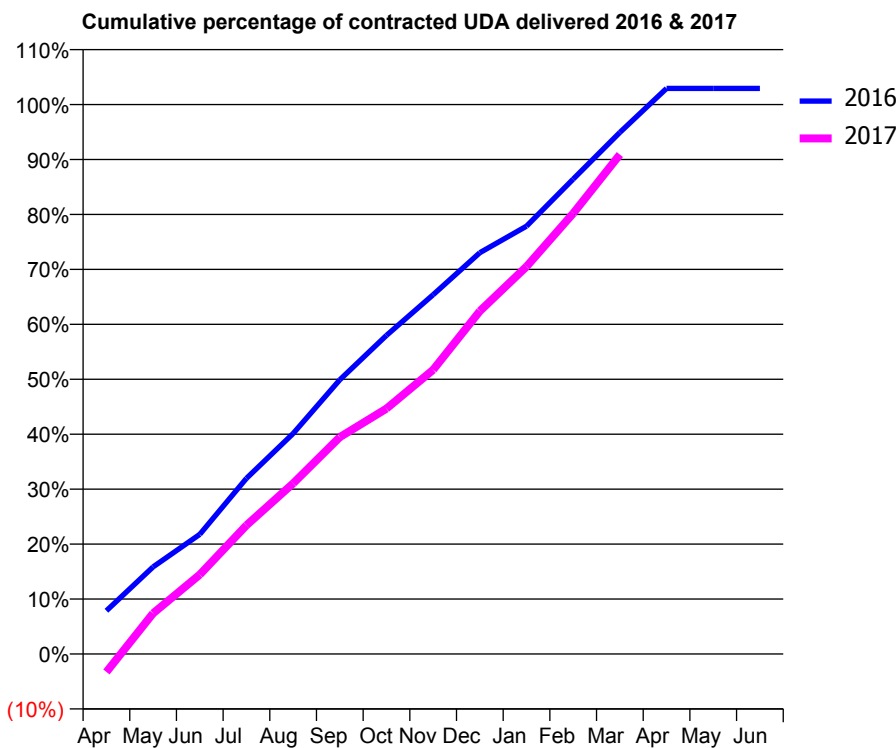
16/17 Contracted general activity (UDA)	4,900
Carry forward general activity (UDA)	406
16/17 Contracted orthodontic activity (UOA)	0
Carry forward orthodontic activity (UOA)	0
Baseline contract value	£101,269.77

ACCESS*

Patients seen in 24 months	Total	Change since previous quarter
Quarter ending March 2016	1,909	
Quarter ending June 2016	1,890	→
Quarter ending September 2016	1,864	↓
Quarter ending December 2016	1,848	→
Quarter ending March 2017	1,909	↑
Variance since March 2016	0.0%	→



ACTIVITY



Month	Adjusted Scheduled Activity (UDA)	
	2016	2017
April	386	-161
May	777	363
June	1,067	708
July	1,566	1,148
August	1,967	1,522
September	2,446	1,934
October	2,841	2,189
November	3,204	2,534
December	3,578	3,058
January	3,815	3,455
February	4,234	3,929
March	4,651	4,454
April	5,043	
May	5,044	
June	5,044	

QUALITY

	Quantity	Base Number	Contract	AT	Region	England
% of FP17s for the same patient ID Re-attending within 3 months - Children	66	945	7.0%	13.2%	13.3%	12.3%
% of FP17s for the same patient ID Re-attending within 3 months - Adults	352	2,154	16.3%	17.3%	17.3%	16.7%
% of FP17s for the same patient ID Re-attending between 3 & 9 months - Children	633	945	67.0%	56.9%	58.9%	57.6%
% of FP17s for the same patient ID Re-attending between 3 & 9 months - Adults	1,323	2,154	61.4%	50.6%	52.2%	50.1%
% of FP17s for Band 1 Urgent Courses	84	2,866	2.9%	10.9%	9.2%	9.1%
% of FP17s Relating to Free Repair or Replacements	5	2,866	0.2%	0.9%	1.0%	0.8%
% of FP17s Relating to Continuations	109	2,866	3.8%	1.2%	1.4%	1.2%
% of Patients satisfied with the dentistry they have received	5	5	N/A	92.2%	93.1%	92.8%
% of Patients satisfied with the time they had to wait for an appointment	5	5	N/A	88.3%	89.5%	88.7%

* This is based on patients treated on this contract for their most recent course of treatment. Figures in italics indicate the base number of FP17s or Patient Questionnaire responses are less than 100. N/A is shown where the base number of responses is less than 10 during the period. % is calculated as Quantity/Base number*100

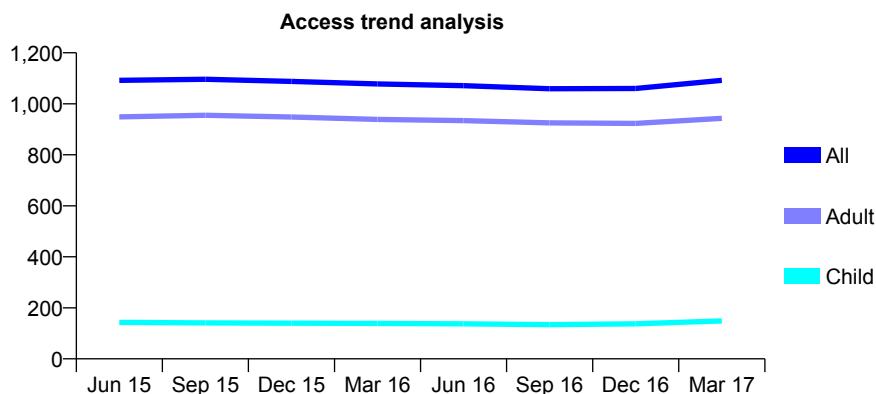
Q47 - Vital Signs At a Glance Contract Report for 928429/0001 - March 2017

Name or company name	MRS SJ WOODHEAD
Contract type name	GDS Contract
Purpose of contract	General
Contract start date	01/04/2006
Contract end date	

16/17 Contracted general activity (UDA)	6,000
Carry forward general activity (UDA)	0
16/17 Contracted orthodontic activity (UOA)	0
Carry forward orthodontic activity (UOA)	0
Baseline contract value	£128,969.11

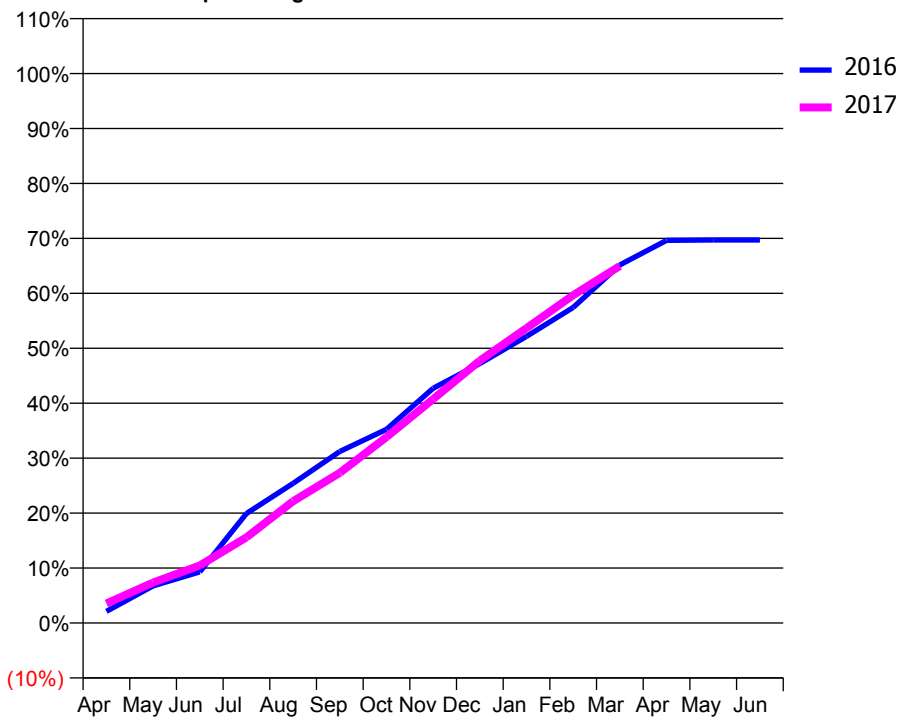
ACCESS*

Patients seen in 24 months	Total	Change since previous quarter
Quarter ending March 2016	1,078	
Quarter ending June 2016	1,071	→
Quarter ending September 2016	1,059	↓
Quarter ending December 2016	1,060	→
Quarter ending March 2017	1,092	↑
Variance since March 2016	1.3%	→



ACTIVITY

Cumulative percentage of contracted UDA delivered 2016 & 2017



Month	Adjusted Scheduled Activity (UDA)	
	2016	2017
April	128	213
May	406	443
June	559	628
July	1,196	935
August	1,525	1,330
September	1,873	1,640
October	2,115	2,031
November	2,563	2,445
December	2,832	2,865
January	3,129	3,220
February	3,446	3,580
March	3,910	3,899
April	4,178	
May	4,182	
June	4,182	

QUALITY

	Quantity	Base Number	Contract	AT	Region	England
% of FP17s for the same patient ID Re-attending within 3 months - Children	14	182	7.7%	13.2%	13.3%	12.3%
% of FP17s for the same patient ID Re-attending within 3 months - Adults	491	1,545	31.8%	17.3%	17.3%	16.7%
% of FP17s for the same patient ID Re-attending between 3 & 9 months - Children	91	182	50.0%	56.9%	58.9%	57.6%
% of FP17s for the same patient ID Re-attending between 3 & 9 months - Adults	591	1,545	38.3%	50.6%	52.2%	50.1%
% of FP17s for Band 1 Urgent Courses	190	1,636	11.6%	10.9%	9.2%	9.1%
% of FP17s Relating to Free Repair or Replacements	120	1,636	7.3%	0.9%	1.0%	0.8%
% of FP17s Relating to Continuations	86	1,636	5.3%	1.2%	1.4%	1.2%
% of Patients satisfied with the dentistry they have received	1	1	N/A	92.2%	93.1%	92.8%
% of Patients satisfied with the time they had to wait for an appointment	1	1	N/A	88.3%	89.5%	88.7%

* This is based on patients treated on this contract for their most recent course of treatment. Figures in italics indicate the base number of FP17s or Patient Questionnaire responses are less than 100. N/A is shown where the base number of responses is less than 10 during the period. % is calculated as Quantity/Base number*100

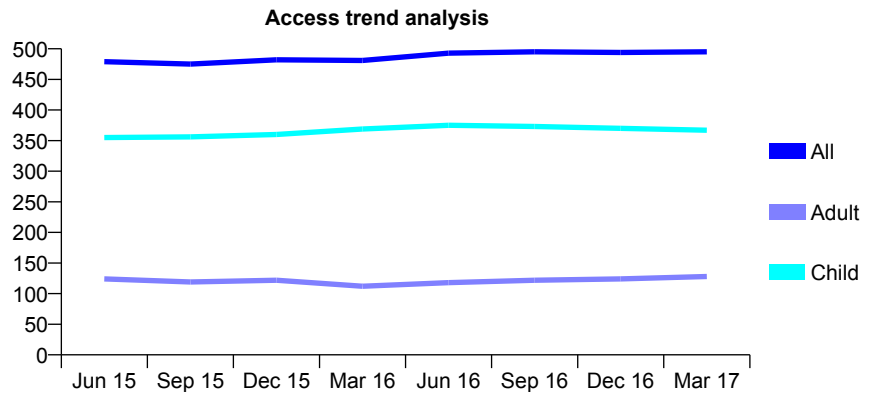
Q47 - Vital Signs At a Glance Contract Report for 931195/0001 - March 2017

Name or company name	MR DJ QUINN
Contract type name	GDS Contract
Purpose of contract	General
Contract start date	05/05/2009
Contract end date	

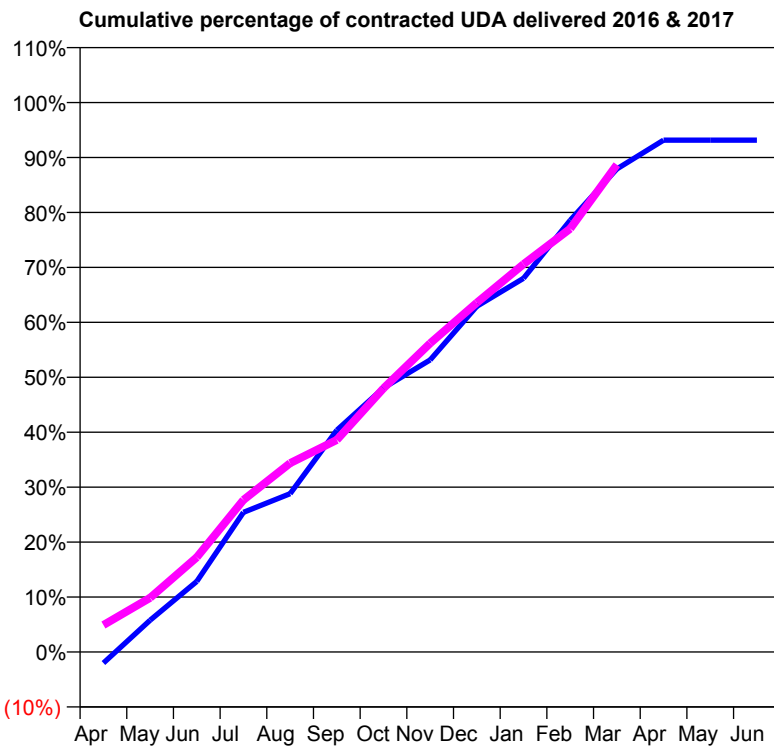
16/17 Contracted general activity (UDA)	1,281
Carry forward general activity (UDA)	0
16/17 Contracted orthodontic activity (UOA)	0
Carry forward orthodontic activity (UOA)	0
Baseline contract value	£34,608.51

ACCESS*

Patients seen in 24 months	Total	Change since previous quarter
Quarter ending March 2016	481	
Quarter ending June 2016	493	↑
Quarter ending September 2016	495	→
Quarter ending December 2016	494	→
Quarter ending March 2017	495	→
Variance since March 2016	2.9%	↑



ACTIVITY



Month	Adjusted Scheduled Activity (UDA)	
	2016	2017
April	-26	63
May	74	126
June	165	221
July	326	354
August	369	440
September	517	494
October	616	615
November	681	720
December	806	814
January	871	904
February	1,006	987
March	1,126	1,136
April	1,193	
May	1,193	
June	1,193	

QUALITY

	Quantity	Base Number	Contract	AT	Region	England
% of FP17s for the same patient ID Re-attending within 3 months - Children	29	605	4.8%	13.2%	13.3%	12.3%
% of FP17s for the same patient ID Re-attending within 3 months - Adults	11	152	7.2%	17.3%	17.3%	16.7%
% of FP17s for the same patient ID Re-attending between 3 & 9 months - Children	414	605	68.4%	56.9%	58.9%	57.6%
% of FP17s for the same patient ID Re-attending between 3 & 9 months - Adults	86	152	56.6%	50.6%	52.2%	50.1%
% of FP17s for Band 1 Urgent Courses	15	713	2.1%	10.9%	9.2%	9.1%
% of FP17s Relating to Free Repair or Replacements	1	713	0.1%	0.9%	1.0%	0.8%
% of FP17s Relating to Continuations	0	713	0.0%	1.2%	1.4%	1.2%
% of Patients satisfied with the dentistry they have received	0	0	N/A	92.2%	93.1%	92.8%
% of Patients satisfied with the time they had to wait for an appointment	0	0	N/A	88.3%	89.5%	88.7%

* This is based on patients treated on this contract for their most recent course of treatment. Figures in italics indicate the base number of FP17s or Patient Questionnaire responses are less than 100. N/A is shown where the base number of responses is less than 10 during the period. % is calculated as Quantity/Base number*100

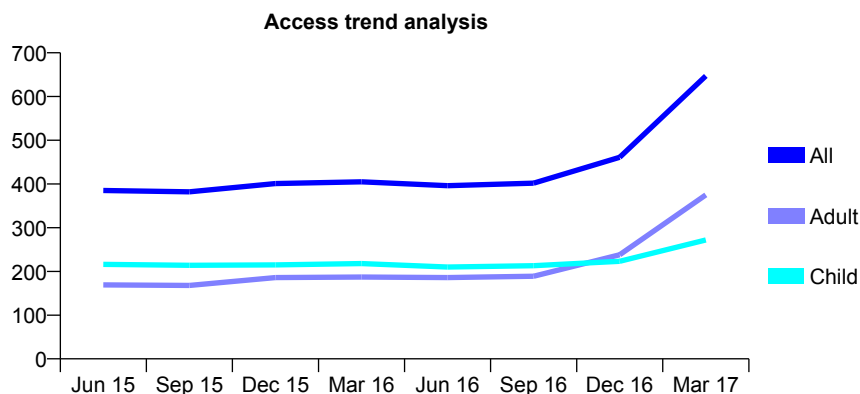
Q47 - Vital Signs At a Glance Contract Report for 934658/0001 - March 2017

Name or company name	Banner and Best
Contract type name	GDS Contract
Purpose of contract	General
Contract start date	01/04/2006
Contract end date	

16/17 Contracted general activity (UDA)	2,544
Carry forward general activity (UDA)	0
16/17 Contracted orthodontic activity (UOA)	0
Carry forward orthodontic activity (UOA)	0
Baseline contract value	£68,353.63

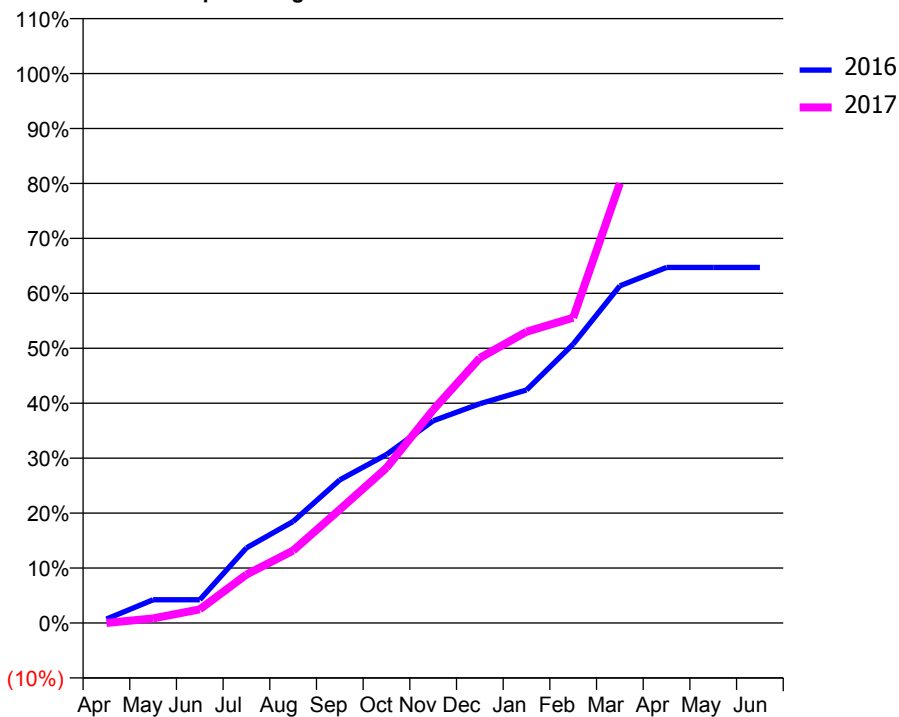
ACCESS*

Patients seen in 24 months	Total	Change since previous quarter
Quarter ending March 2016	405	
Quarter ending June 2016	396	↓
Quarter ending September 2016	402	→
Quarter ending December 2016	461	↑
Quarter ending March 2017	647	↑
Variance since March 2016	59.8%	↑



ACTIVITY

Cumulative percentage of contracted UDA delivered 2016 & 2017



Month	Adjusted Scheduled Activity (UDA)	
	2016	2017
April	18	0
May	108	21
June	108	63
July	348	225
August	470	336
September	663	526
October	780	718
November	936	987
December	1,015	1,227
January	1,079	1,349
February	1,291	1,413
March	1,561	2,036
April	1,646	
May	1,646	
June	1,646	

QUALITY

	Quantity	Base Number	Contract	AT	Region	England
% of FP17s for the same patient ID Re-attending within 3 months - Children	27	346	7.8%	13.2%	13.3%	12.3%
% of FP17s for the same patient ID Re-attending within 3 months - Adults	74	424	17.5%	17.3%	17.3%	16.7%
% of FP17s for the same patient ID Re-attending between 3 & 9 months - Children	155	346	44.8%	56.9%	58.9%	57.6%
% of FP17s for the same patient ID Re-attending between 3 & 9 months - Adults	140	424	33.0%	50.6%	52.2%	50.1%
% of FP17s for Band 1 Urgent Courses	34	730	4.7%	10.9%	9.2%	9.1%
% of FP17s Relating to Free Repair or Replacements	0	730	0.0%	0.9%	1.0%	0.8%
% of FP17s Relating to Continuations	7	730	1.0%	1.2%	1.4%	1.2%
% of Patients satisfied with the dentistry they have received	1	1	N/A	92.2%	93.1%	92.8%
% of Patients satisfied with the time they had to wait for an appointment	1	1	N/A	88.3%	89.5%	88.7%

* This is based on patients treated on this contract for their most recent course of treatment. Figures in italics indicate the base number of FP17s or Patient Questionnaire responses are less than 100. N/A is shown where the base number of responses is less than 10 during the period. % is calculated as Quantity/Base number*100

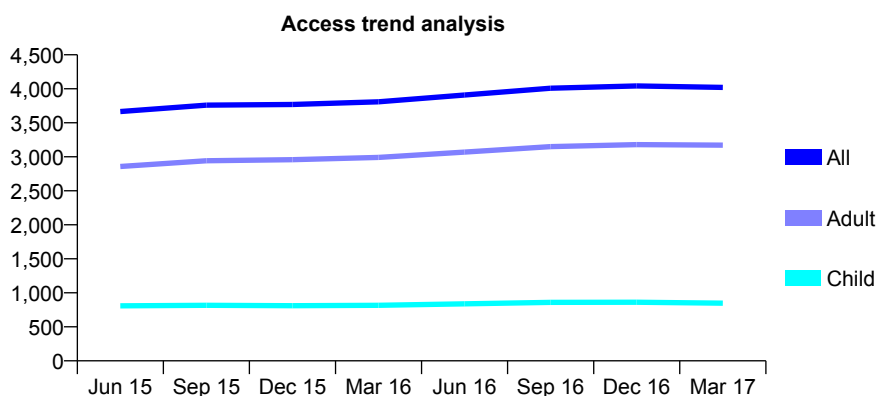
Q47 - Vital Signs At a Glance Contract Report for 942235/0001 - March 2017

Name or company name	MRS CA LEADBETTER
Contract type name	GDS Contract
Purpose of contract	General
Contract start date	01/04/2006
Contract end date	

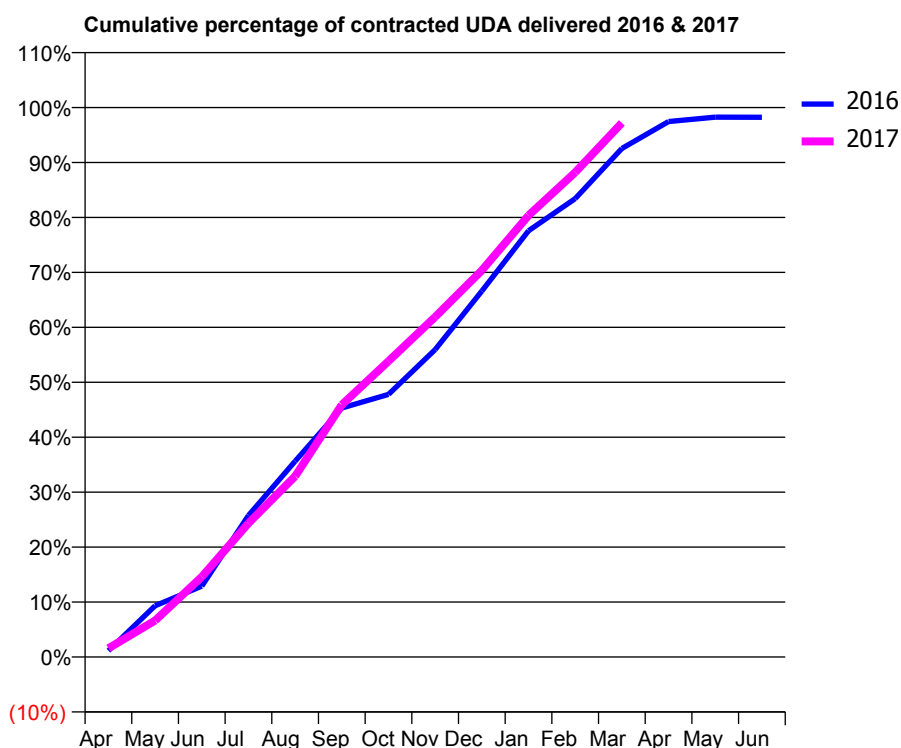
16/17 Contracted general activity (UDA)	10,453
Carry forward general activity (UDA)	187
16/17 Contracted orthodontic activity (UOA)	0
Carry forward orthodontic activity (UOA)	0
Baseline contract value	£224,440.60

ACCESS*

Patients seen in 24 months	Total	Change since previous quarter
Quarter ending March 2016	3,808	
Quarter ending June 2016	3,908	↑
Quarter ending September 2016	4,009	↑
Quarter ending December 2016	4,042	→
Quarter ending March 2017	4,020	→
Variance since March 2016	5.6%	↑



ACTIVITY



Month	Adjusted Scheduled Activity (UDA)	
	2016	2017
April	120	167
May	975	695
June	1,348	1,526
July	2,692	2,547
August	3,725	3,438
September	4,737	4,799
October	4,996	5,627
November	5,849	6,470
December	6,962	7,355
January	8,107	8,400
February	8,721	9,221
March	9,673	10,161
April	10,185	
May	10,269	
June	10,266	

QUALITY

	Quantity	Base Number	Contract	AT	Region	England
% of FP17s for the same patient ID Re-attending within 3 months - Children	76	1,222	6.2%	13.2%	13.3%	12.3%
% of FP17s for the same patient ID Re-attending within 3 months - Adults	630	4,821	13.1%	17.3%	17.3%	16.7%
% of FP17s for the same patient ID Re-attending between 3 & 9 months - Children	737	1,222	60.3%	56.9%	58.9%	57.6%
% of FP17s for the same patient ID Re-attending between 3 & 9 months - Adults	2,613	4,821	54.2%	50.6%	52.2%	50.1%
% of FP17s for Band 1 Urgent Courses	852	5,749	14.8%	10.9%	9.2%	9.1%
% of FP17s Relating to Free Repair or Replacements	88	5,749	1.5%	0.9%	1.0%	0.8%
% of FP17s Relating to Continuations	71	5,749	1.2%	1.2%	1.4%	1.2%
% of Patients satisfied with the dentistry they have received	8	8	N/A	92.2%	93.1%	92.8%
% of Patients satisfied with the time they had to wait for an appointment	8	8	N/A	88.3%	89.5%	88.7%

* This is based on patients treated on this contract for their most recent course of treatment. Figures in italics indicate the base number of FP17s or Patient Questionnaire responses are less than 100. N/A is shown where the base number of responses is less than 10 during the period. % is calculated as Quantity/Base number*100

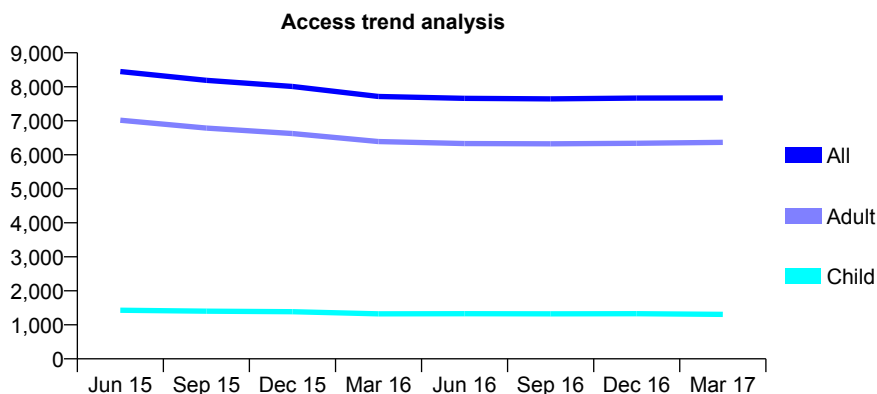
Q47 - Vital Signs At a Glance Contract Report for 997307/0001 - March 2017

Name or company name	Dr S Hanlon and Dr H Kadri
Contract type name	GDS Contract
Purpose of contract	General
Contract start date	01/04/2006
Contract end date	

16/17 Contracted general activity (UDA)	21,231
Carry forward general activity (UDA)	-152
16/17 Contracted orthodontic activity (UOA)	0
Carry forward orthodontic activity (UOA)	0
Baseline contract value	£572,069.12

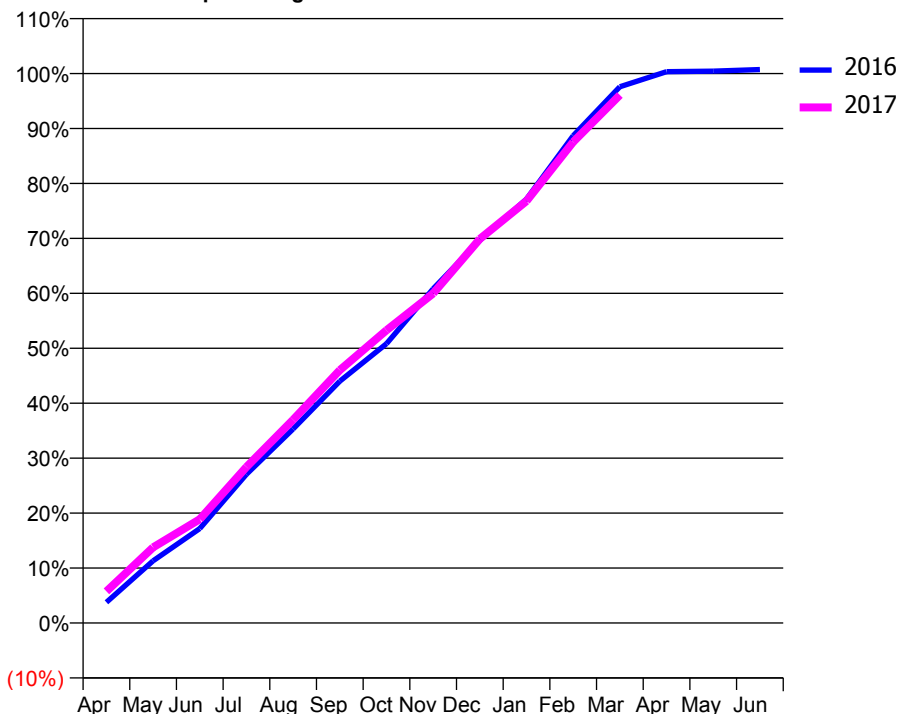
ACCESS*

Patients seen in 24 months	Total	Change since previous quarter
Quarter ending March 2016	7,716	
Quarter ending June 2016	7,662	→
Quarter ending September 2016	7,647	→
Quarter ending December 2016	7,668	→
Quarter ending March 2017	7,673	→
Variance since March 2016	(0.6%)	→



ACTIVITY

Cumulative percentage of contracted UDA delivered 2016 & 2017



Month	Adjusted Scheduled Activity (UDA)	
	2016	2017
April	801	1,226
May	2,402	2,925
June	3,650	4,011
July	5,747	6,032
August	7,497	7,853
September	9,341	9,769
October	10,791	11,309
November	12,911	12,734
December	14,787	14,842
January	16,380	16,304
February	18,830	18,587
March	20,717	20,400
April	21,301	
May	21,323	
June	21,383	

QUALITY

	Quantity	Base Number	Contract	AT	Region	England
% of FP17s for the same patient ID Re-attending within 3 months - Children	154	2,250	6.8%	13.2%	13.3%	12.3%
% of FP17s for the same patient ID Re-attending within 3 months - Adults	1,776	10,205	17.4%	17.3%	17.3%	16.7%
% of FP17s for the same patient ID Re-attending between 3 & 9 months - Children	1,562	2,250	69.4%	56.9%	58.9%	57.6%
% of FP17s for the same patient ID Re-attending between 3 & 9 months - Adults	5,386	10,205	52.8%	50.6%	52.2%	50.1%
% of FP17s for Band 1 Urgent Courses	1,155	12,044	9.6%	10.9%	9.2%	9.1%
% of FP17s Relating to Free Repair or Replacements	157	12,044	1.3%	0.9%	1.0%	0.8%
% of FP17s Relating to Continuations	54	12,044	0.4%	1.2%	1.4%	1.2%
% of Patients satisfied with the dentistry they have received	13	16	81.3%	92.2%	93.1%	92.8%
% of Patients satisfied with the time they had to wait for an appointment	15	16	93.8%	88.3%	89.5%	88.7%

* This is based on patients treated on this contract for their most recent course of treatment. Figures in italics indicate the base number of FP17s or Patient Questionnaire responses are less than 100. N/A is shown where the base number of responses is less than 10 during the period. % is calculated as Quantity/Base number*100

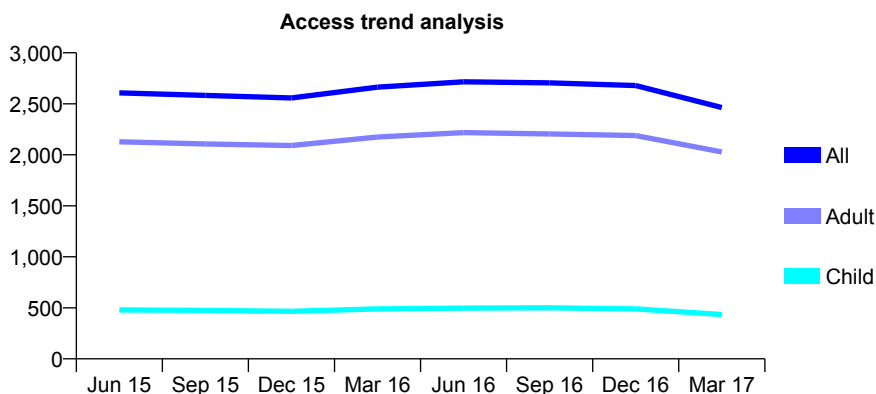
Q47 - Vital Signs At a Glance Contract Report for 999350/0001 - March 2017

Name or company name	MISS EA LEAVER
Contract type name	GDS Contract
Purpose of contract	General
Contract start date	01/04/2006
Contract end date	

16/17 Contracted general activity (UDA)	8,727
Carry forward general activity (UDA)	35
16/17 Contracted orthodontic activity (UOA)	0
Carry forward orthodontic activity (UOA)	0
Baseline contract value	£167,605.19

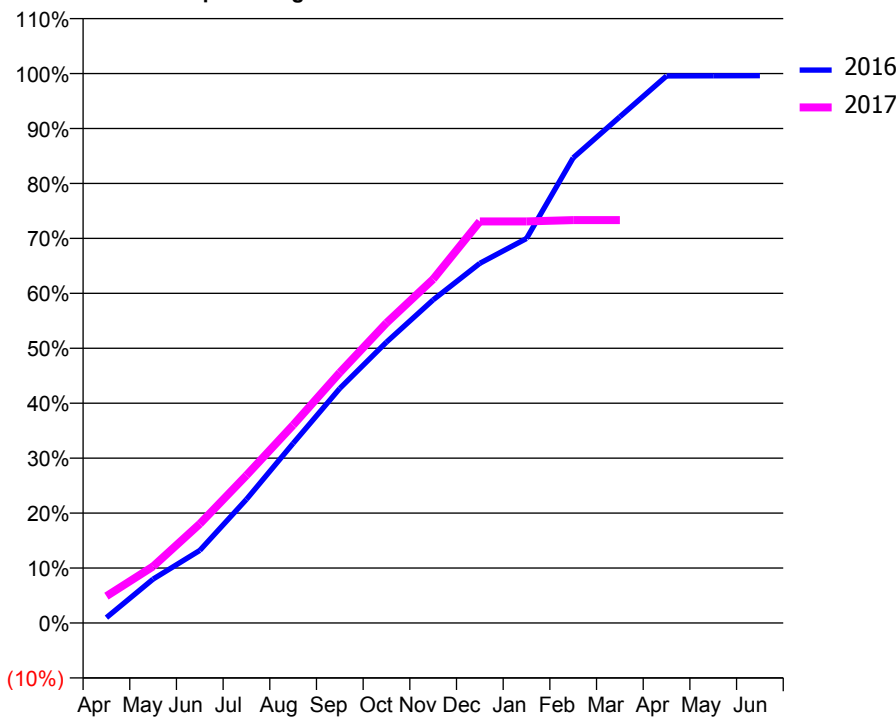
ACCESS*

Patients seen in 24 months	Total	Change since previous quarter
Quarter ending March 2016	2,664	
Quarter ending June 2016	2,716	→
Quarter ending September 2016	2,705	→
Quarter ending December 2016	2,679	→
Quarter ending March 2017	2,463	↓
Variance since March 2016	(7.5%)	↓



ACTIVITY

Cumulative percentage of contracted UDA delivered 2016 & 2017



Month	Adjusted Scheduled Activity (UDA)	
	2016	2017
April	87	426
May	698	899
June	1,153	1,575
July	1,963	2,345
August	2,854	3,143
September	3,727	3,978
October	4,462	4,767
November	5,132	5,460
December	5,713	6,378
January	6,106	6,378
February	7,389	6,398
March	8,040	6,398
April	8,689	
May	8,690	
June	8,692	

QUALITY

	Quantity	Base Number	Contract	AT	Region	England
% of FP17s for the same patient ID Re-attending within 3 months - Children	61	625	9.8%	13.2%	13.3%	12.3%
% of FP17s for the same patient ID Re-attending within 3 months - Adults	561	2,884	19.5%	17.3%	17.3%	16.7%
% of FP17s for the same patient ID Re-attending between 3 & 9 months - Children	368	625	58.9%	56.9%	58.9%	57.6%
% of FP17s for the same patient ID Re-attending between 3 & 9 months - Adults	1,430	2,884	49.6%	50.6%	52.2%	50.1%
% of FP17s for Band 1 Urgent Courses	497	3,178	15.6%	10.9%	9.2%	9.1%
% of FP17s Relating to Free Repair or Replacements	0	3,178	0.0%	0.9%	1.0%	0.8%
% of FP17s Relating to Continuations	21	3,178	0.7%	1.2%	1.4%	1.2%
% of Patients satisfied with the dentistry they have received	6	8	N/A	92.2%	93.1%	92.8%
% of Patients satisfied with the time they had to wait for an appointment	7	8	N/A	88.3%	89.5%	88.7%

* This is based on patients treated on this contract for their most recent course of treatment. Figures in italics indicate the base number of FP17s or Patient Questionnaire responses are less than 100. N/A is shown where the base number of responses is less than 10 during the period. % is calculated as Quantity/Base number*100

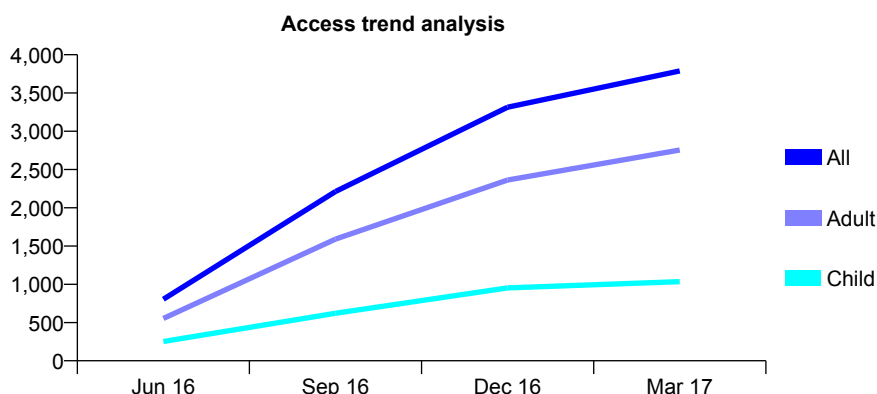
Q48 - Vital Signs At a Glance Contract Report for 100096/0000 - March 2017

Name or company name	Care (Lancashire) Ltd
Contract type name	GDS Contract
Purpose of contract	General
Contract start date	01/04/2016
Contract end date	

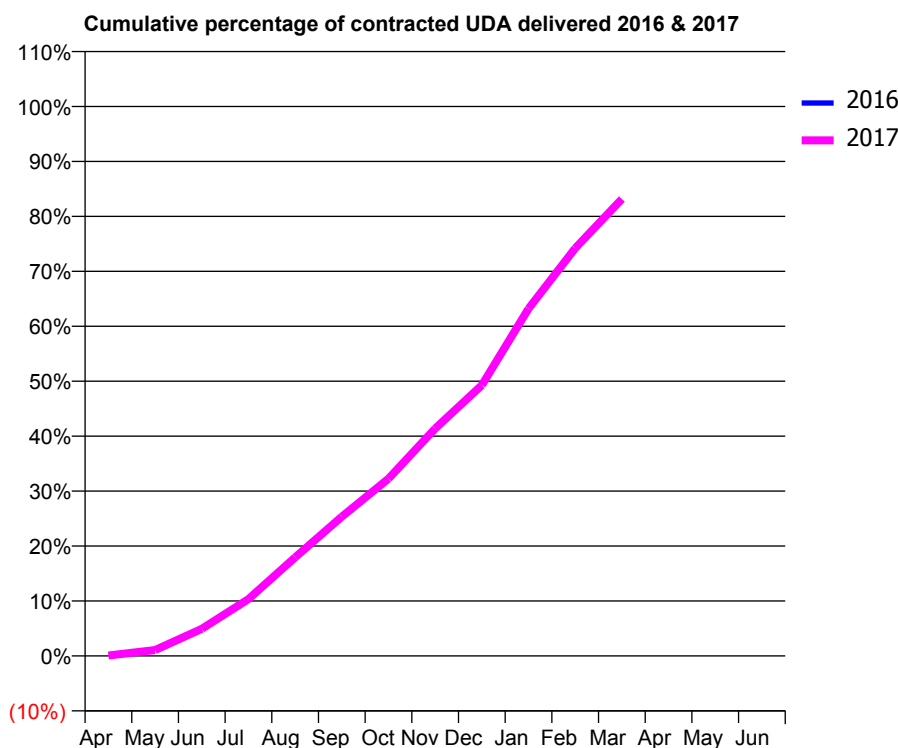
16/17 Contracted general activity (UDA)	19,000
Carry forward general activity (UDA)	0
16/17 Contracted orthodontic activity (UOA)	0
Carry forward orthodontic activity (UOA)	0
Baseline contract value	£490,371.00

ACCESS*

Patients seen in 24 months	Total	Change since previous quarter
Quarter ending March 2016	0	
Quarter ending June 2016	804	↑
Quarter ending September 2016	2,212	↑
Quarter ending December 2016	3,314	↑
Quarter ending March 2017	3,788	↑
Variance since March 2016	N/A	



ACTIVITY



Month	Adjusted Scheduled Activity (UDA)	
	2016	2017
April	0	15
May	0	205
June	0	937
July	0	1,966
August	0	3,409
September	0	4,816
October	0	6,128
November	0	7,866
December	0	9,361
January	0	12,009
February	0	14,097
March	0	15,801
April	0	
May	0	
June	0	

QUALITY

	Quantity	Base Number	Contract	AT	Region	England
% of FP17s for the same patient ID Re-attending within 3 months - Children	129	1,874	6.9%	12.4%	13.3%	12.3%
% of FP17s for the same patient ID Re-attending within 3 months - Adults	578	4,817	12.0%	17.7%	17.3%	16.7%
% of FP17s for the same patient ID Re-attending between 3 & 9 months - Children	519	1,874	27.7%	53.8%	58.9%	57.6%
% of FP17s for the same patient ID Re-attending between 3 & 9 months - Adults	1,151	4,817	23.9%	44.6%	52.2%	50.1%
% of FP17s for Band 1 Urgent Courses	410	6,691	6.1%	11.5%	9.2%	9.1%
% of FP17s Relating to Free Repair or Replacements	10	6,691	0.1%	1.0%	1.0%	0.8%
% of FP17s Relating to Continuations	158	6,691	2.4%	1.4%	1.4%	1.2%
% of Patients satisfied with the dentistry they have received	6	7	N/A	93.9%	93.1%	92.8%
% of Patients satisfied with the time they had to wait for an appointment	5	7	N/A	89.4%	89.5%	88.7%

* This is based on patients treated on this contract for their most recent course of treatment. Figures in italics indicate the base number of FP17s or Patient Questionnaire responses are less than 100. N/A is shown where the base number of responses is less than 10 during the period. % is calculated as Quantity/Base number*100

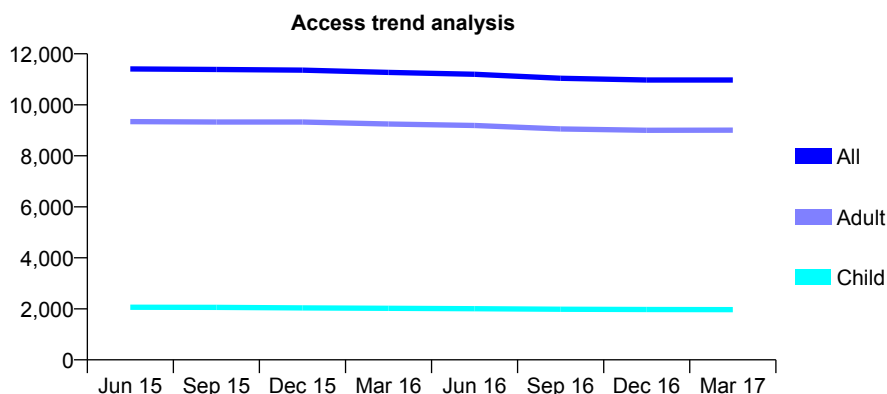
Q48 - Vital Signs At a Glance Contract Report for 101281/0115 - March 2017

Name or company name	OASIS DENTAL CARE LTD
Contract type name	GDS Contract
Purpose of contract	General
Contract start date	01/04/2006
Contract end date	

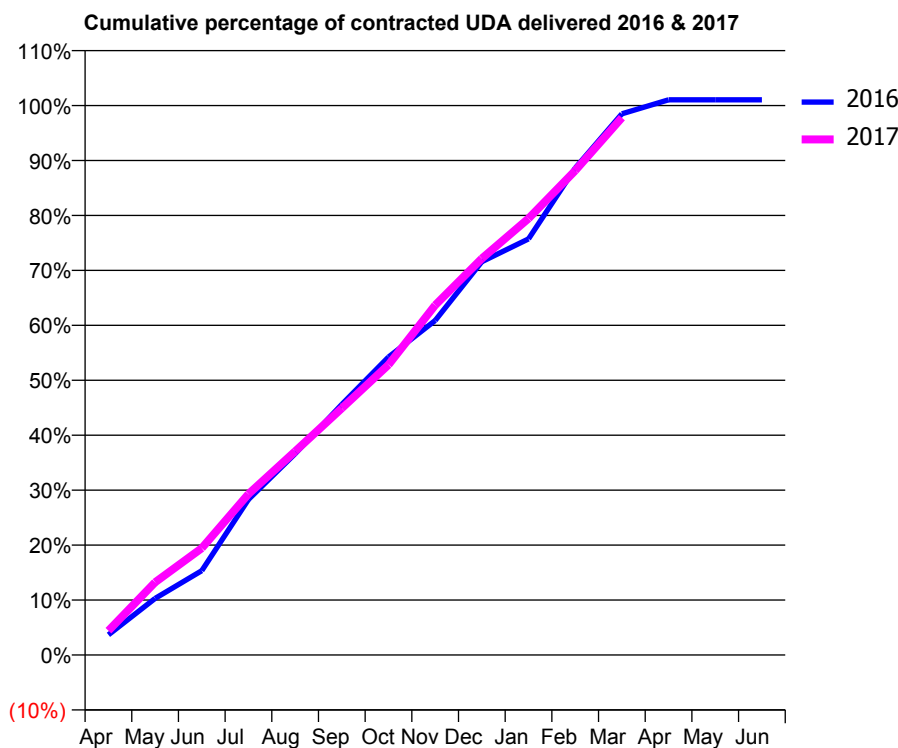
16/17 Contracted general activity (UDA)	34,474
Carry forward general activity (UDA)	0
16/17 Contracted orthodontic activity (UOA)	0
Carry forward orthodontic activity (UOA)	0
Baseline contract value	£947,884.99

ACCESS*

Patients seen in 24 months	Total	Change since previous quarter
Quarter ending March 2016	11,270	
Quarter ending June 2016	11,195	→
Quarter ending September 2016	11,039	↓
Quarter ending December 2016	10,971	→
Quarter ending March 2017	10,973	→
Variance since March 2016	(2.6%)	↓



ACTIVITY



Month	Adjusted Scheduled Activity (UDA)	
	2016	2017
April	1,268	1,527
May	3,550	4,563
June	5,288	6,704
July	9,763	10,104
August	12,629	12,778
September	15,723	15,480
October	18,690	18,205
November	20,983	21,947
December	24,676	24,875
January	26,106	27,387
February	30,551	30,388
March	33,950	33,712
April	34,828	
May	34,828	
June	34,829	

QUALITY

	Quantity	Base Number	Contract	AT	Region	England
% of FP17s for the same patient ID Re-attending within 3 months - Children	351	3,512	10.0%	12.4%	13.3%	12.3%
% of FP17s for the same patient ID Re-attending within 3 months - Adults	2,547	15,418	16.5%	17.7%	17.3%	16.7%
% of FP17s for the same patient ID Re-attending between 3 & 9 months - Children	2,464	3,512	70.2%	53.8%	58.9%	57.6%
% of FP17s for the same patient ID Re-attending between 3 & 9 months - Adults	9,877	15,418	64.1%	44.6%	52.2%	50.1%
% of FP17s for Band 1 Urgent Courses	1,150	18,364	6.3%	11.5%	9.2%	9.1%
% of FP17s Relating to Free Repair or Replacements	385	18,364	2.1%	1.0%	1.0%	0.8%
% of FP17s Relating to Continuations	303	18,364	1.6%	1.4%	1.4%	1.2%
% of Patients satisfied with the dentistry they have received	35	36	97.2%	93.9%	93.1%	92.8%
% of Patients satisfied with the time they had to wait for an appointment	32	36	88.9%	89.4%	89.5%	88.7%

* This is based on patients treated on this contract for their most recent course of treatment. Figures in italics indicate the base number of FP17s or Patient Questionnaire responses are less than 100. N/A is shown where the base number of responses is less than 10 during the period. % is calculated as Quantity/Base number*100

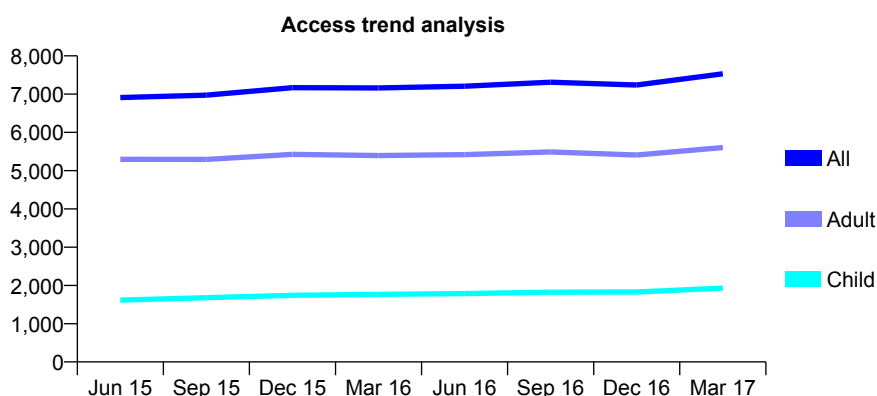
Q48 - Vital Signs At a Glance Contract Report for 101281/0168 - March 2017

Name or company name	OASIS DENTAL CARE LTD
Contract type name	GDS Contract
Purpose of contract	General
Contract start date	29/05/2007
Contract end date	

16/17 Contracted general activity (UDA)	20,675
Carry forward general activity (UDA)	0
16/17 Contracted orthodontic activity (UOA)	0
Carry forward orthodontic activity (UOA)	0
Baseline contract value	£562,627.31

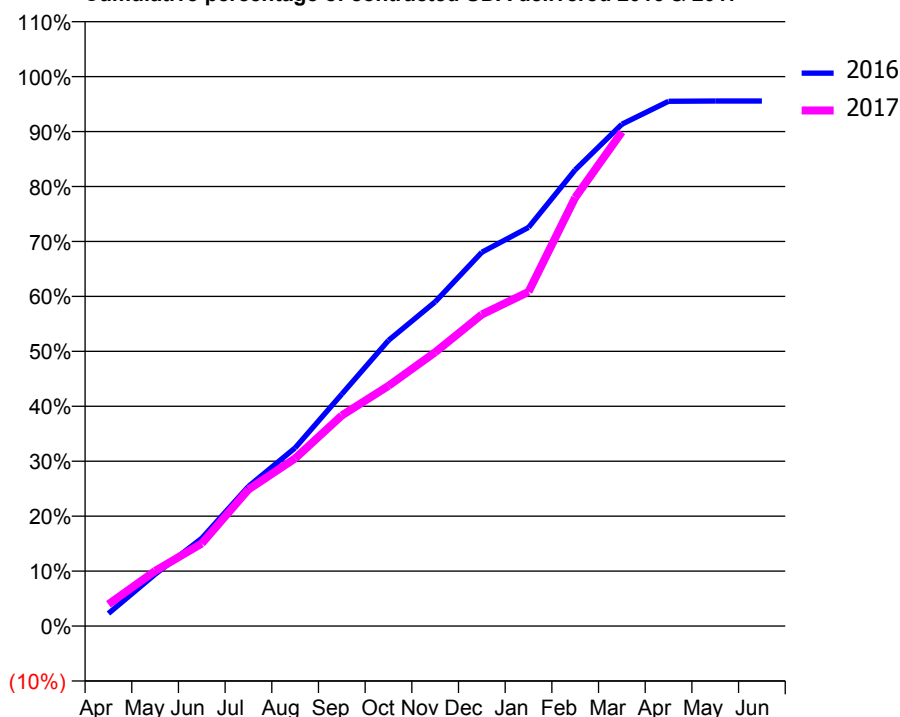
ACCESS*

Patients seen in 24 months	Total	Change since previous quarter
Quarter ending March 2016	7,161	
Quarter ending June 2016	7,207	→
Quarter ending September 2016	7,310	→
Quarter ending December 2016	7,237	→
Quarter ending March 2017	7,531	↑
Variance since March 2016	5.2%	↑



ACTIVITY

Cumulative percentage of contracted UDA delivered 2016 & 2017



Adjusted Scheduled Activity (UDA)

Month	2016	2017
April	473	820
May	1,950	2,077
June	3,305	3,107
July	5,253	5,141
August	6,706	6,309
September	8,730	7,923
October	10,749	9,040
November	12,199	10,302
December	14,064	11,722
January	15,001	12,575
February	17,164	16,124
March	18,880	18,591
April	19,747	
May	19,754	
June	19,757	

QUALITY

	Quantity	Base Number	Contract	AT	Region	England
% of FP17s for the same patient ID Re-attending within 3 months - Children	271	2,562	10.6%	12.4%	13.3%	12.3%
% of FP17s for the same patient ID Re-attending within 3 months - Adults	1,191	7,085	16.8%	17.7%	17.3%	16.7%
% of FP17s for the same patient ID Re-attending between 3 & 9 months - Children	1,229	2,562	48.0%	53.8%	58.9%	57.6%
% of FP17s for the same patient ID Re-attending between 3 & 9 months - Adults	2,971	7,085	41.9%	44.6%	52.2%	50.1%
% of FP17s for Band 1 Urgent Courses	2,214	9,286	23.8%	11.5%	9.2%	9.1%
% of FP17s Relating to Free Repair or Replacements	29	9,286	0.3%	1.0%	1.0%	0.8%
% of FP17s Relating to Continuations	95	9,286	1.0%	1.4%	1.4%	1.2%
% of Patients satisfied with the dentistry they have received	11	11	100.0%	93.9%	93.1%	92.8%
% of Patients satisfied with the time they had to wait for an appointment	11	11	100.0%	89.4%	89.5%	88.7%

* This is based on patients treated on this contract for their most recent course of treatment. Figures in italics indicate the base number of FP17s or Patient Questionnaire responses are less than 100. N/A is shown where the base number of responses is less than 10 during the period. % is calculated as Quantity/Base number*100

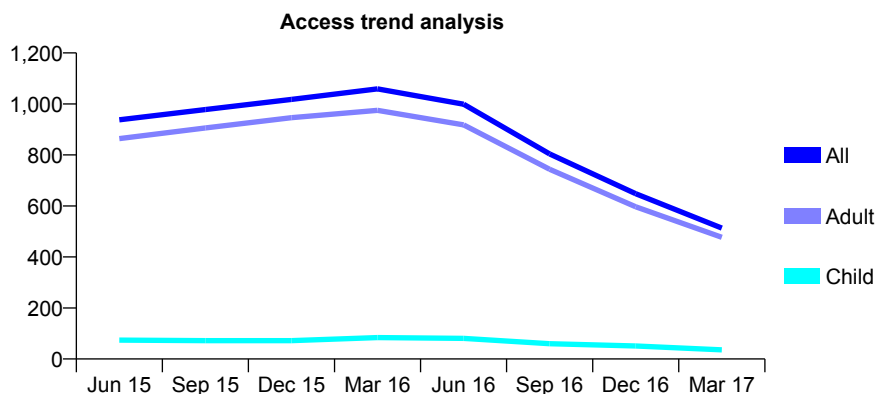
Q48 - Vital Signs At a Glance Contract Report for 101281/0174 - March 2017

Name or company name	OASIS DENTAL CARE LTD
Contract type name	GDS Contract
Purpose of contract	General
Contract start date	08/10/2007
Contract end date	31/05/2016

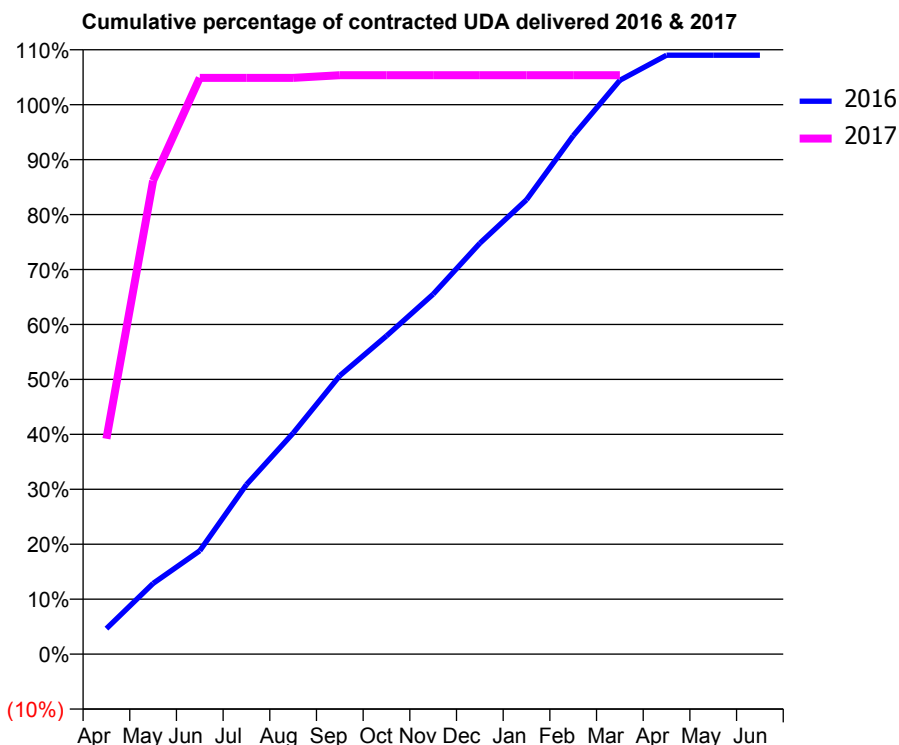
16/17 Contracted general activity (UDA)	250
Carry forward general activity (UDA)	0
16/17 Contracted orthodontic activity (UOA)	0
Carry forward orthodontic activity (UOA)	0
Baseline contract value	£13,020.66

ACCESS*

Patients seen in 24 months	Total	Change since previous quarter
Quarter ending March 2016	1,059	
Quarter ending June 2016	999	↓
Quarter ending September 2016	804	↓
Quarter ending December 2016	648	↓
Quarter ending March 2017	513	↓
Variance since March 2016	(51.6%)	↓



ACTIVITY



Month	Adjusted Scheduled Activity (UDA)	
	2016	2017
April	70	98
May	193	215
June	282	262
July	463	262
August	603	262
September	760	263
October	869	263
November	983	263
December	1,122	263
January	1,240	263
February	1,415	263
March	1,566	263
April	1,635	
May	1,635	
June	1,635	

QUALITY

	Quantity	Base Number	Contract	AT	Region	England
% of FP17s for the same patient ID Re-attending within 3 months - Children	1	22	4.5%	12.4%	13.3%	12.3%
% of FP17s for the same patient ID Re-attending within 3 months - Adults	34	260	13.1%	17.7%	17.3%	16.7%
% of FP17s for the same patient ID Re-attending between 3 & 9 months - Children	0	22	0.0%	53.8%	58.9%	57.6%
% of FP17s for the same patient ID Re-attending between 3 & 9 months - Adults	12	260	4.6%	44.6%	52.2%	50.1%
% of FP17s for Band 1 Urgent Courses	212	225	94.2%	11.5%	9.2%	9.1%
% of FP17s Relating to Free Repair or Replacements	0	225	0.0%	1.0%	1.0%	0.8%
% of FP17s Relating to Continuations	0	225	0.0%	1.4%	1.4%	1.2%
% of Patients satisfied with the dentistry they have received	0	0	N/A	93.9%	93.1%	92.8%
% of Patients satisfied with the time they had to wait for an appointment	0	0	N/A	89.4%	89.5%	88.7%

* This is based on patients treated on this contract for their most recent course of treatment. Figures in italics indicate the base number of FP17s or Patient Questionnaire responses are less than 100. N/A is shown where the base number of responses is less than 10 during the period. % is calculated as Quantity/Base number*100

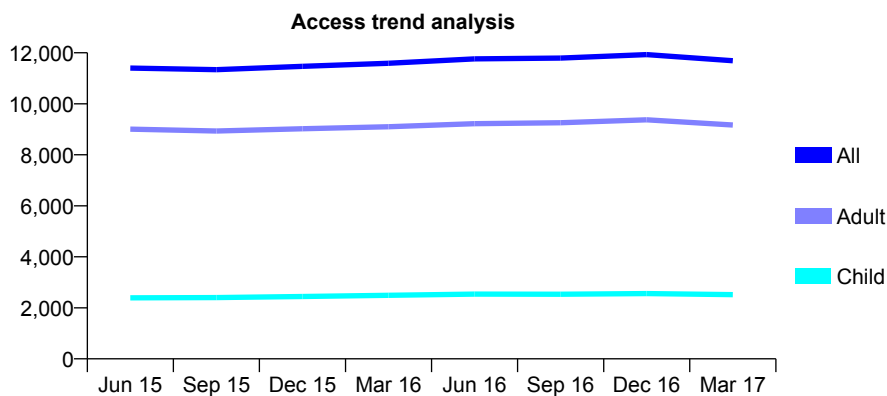
Q48 - Vital Signs At a Glance Contract Report for 101338/0039 - March 2017

Name or company name	Whitecross Dental Care Limited
Contract type name	GDS Contract
Purpose of contract	General
Contract start date	01/04/2006
Contract end date	

16/17 Contracted general activity (UDA)	39,698
Carry forward general activity (UDA)	215
16/17 Contracted orthodontic activity (UOA)	0
Carry forward orthodontic activity (UOA)	0
Baseline contract value	£1,012,703.04

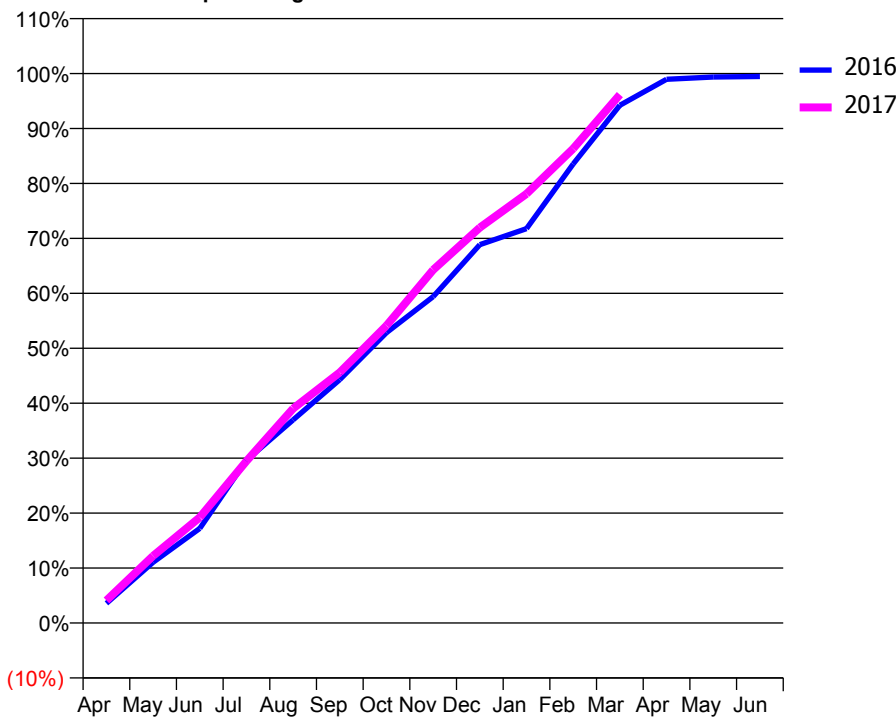
ACCESS*

Patients seen in 24 months	Total	Change since previous quarter
Quarter ending March 2016	11,590	
Quarter ending June 2016	11,760	→
Quarter ending September 2016	11,793	→
Quarter ending December 2016	11,930	→
Quarter ending March 2017	11,687	↓
Variance since March 2016	0.8%	→



ACTIVITY

Cumulative percentage of contracted UDA delivered 2016 & 2017



Month	Adjusted Scheduled Activity (UDA)	
	2016	2017
April	1,420	1,629
May	4,385	4,852
June	6,838	7,632
July	11,762	11,701
August	14,672	15,491
September	17,584	18,106
October	20,973	21,488
November	23,583	25,515
December	27,334	28,570
January	28,493	31,005
February	33,166	34,273
March	37,406	38,176
April	39,276	
May	39,440	
June	39,483	

QUALITY

	Quantity	Base Number	Contract	AT	Region	England
% of FP17s for the same patient ID Re-attending within 3 months - Children	326	3,241	10.1%	12.4%	13.3%	12.3%
% of FP17s for the same patient ID Re-attending within 3 months - Adults	1,764	10,962	16.1%	17.7%	17.3%	16.7%
% of FP17s for the same patient ID Re-attending between 3 & 9 months - Children	1,529	3,241	47.2%	53.8%	58.9%	57.6%
% of FP17s for the same patient ID Re-attending between 3 & 9 months - Adults	4,617	10,962	42.1%	44.6%	52.2%	50.1%
% of FP17s for Band 1 Urgent Courses	1,258	13,467	9.3%	11.5%	9.2%	9.1%
% of FP17s Relating to Free Repair or Replacements	59	13,467	0.4%	1.0%	1.0%	0.8%
% of FP17s Relating to Continuations	251	13,467	1.9%	1.4%	1.4%	1.2%
% of Patients satisfied with the dentistry they have received	26	30	86.7%	93.9%	93.1%	92.8%
% of Patients satisfied with the time they had to wait for an appointment	27	30	90.0%	89.4%	89.5%	88.7%

* This is based on patients treated on this contract for their most recent course of treatment. Figures in italics indicate the base number of FP17s or Patient Questionnaire responses are less than 100. N/A is shown where the base number of responses is less than 10 during the period. % is calculated as Quantity/Base number*100

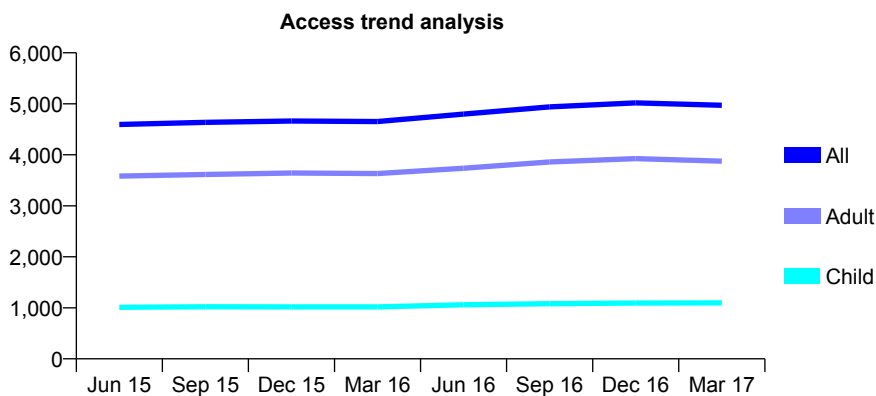
Q48 - Vital Signs At a Glance Contract Report for 101338/0061 - March 2017

Name or company name	Whitecross Dental Care Limited
Contract type name	GDS Contract
Purpose of contract	General
Contract start date	01/03/2008
Contract end date	

16/17 Contracted general activity (UDA)	18,976
Carry forward general activity (UDA)	0
16/17 Contracted orthodontic activity (UOA)	0
Carry forward orthodontic activity (UOA)	0
Baseline contract value	£484,187.27

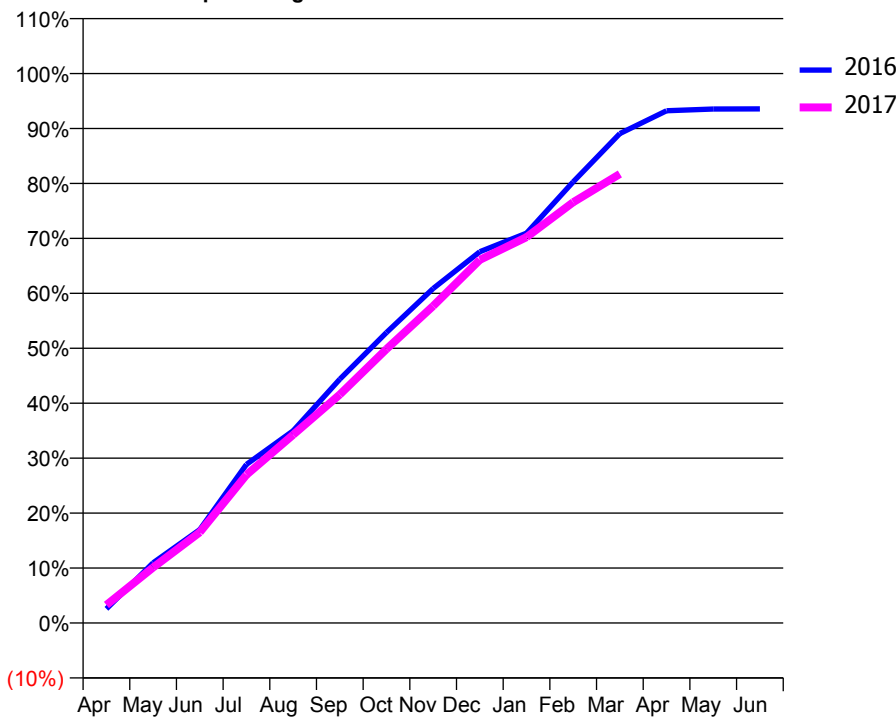
ACCESS*

Patients seen in 24 months	Total	Change since previous quarter
Quarter ending March 2016	4,651	
Quarter ending June 2016	4,798	↑
Quarter ending September 2016	4,941	↑
Quarter ending December 2016	5,018	→
Quarter ending March 2017	4,971	→
Variance since March 2016	6.9%	↑



ACTIVITY

Cumulative percentage of contracted UDA delivered 2016 & 2017



Month	Adjusted Scheduled Activity (UDA)	
	2016	2017
April	492	622
May	2,079	1,917
June	3,225	3,132
July	5,477	5,117
August	6,638	6,501
September	8,418	7,891
October	10,030	9,461
November	11,551	10,946
December	12,821	12,542
January	13,465	13,322
February	15,236	14,531
March	16,902	15,505
April	17,690	
May	17,751	
June	17,752	

QUALITY

	Quantity	Base Number	Contract	AT	Region	England
% of FP17s for the same patient ID Re-attending within 3 months - Children	118	1,364	8.7%	12.4%	13.3%	12.3%
% of FP17s for the same patient ID Re-attending within 3 months - Adults	583	4,056	14.4%	17.7%	17.3%	16.7%
% of FP17s for the same patient ID Re-attending between 3 & 9 months - Children	612	1,364	44.9%	53.8%	58.9%	57.6%
% of FP17s for the same patient ID Re-attending between 3 & 9 months - Adults	1,501	4,056	37.0%	44.6%	52.2%	50.1%
% of FP17s for Band 1 Urgent Courses	444	5,188	8.6%	11.5%	9.2%	9.1%
% of FP17s Relating to Free Repair or Replacements	58	5,188	1.1%	1.0%	1.0%	0.8%
% of FP17s Relating to Continuations	102	5,188	2.0%	1.4%	1.4%	1.2%
% of Patients satisfied with the dentistry they have received	11	11	100.0%	93.9%	93.1%	92.8%
% of Patients satisfied with the time they had to wait for an appointment	11	11	100.0%	89.4%	89.5%	88.7%

* This is based on patients treated on this contract for their most recent course of treatment. Figures in italics indicate the base number of FP17s or Patient Questionnaire responses are less than 100. N/A is shown where the base number of responses is less than 10 during the period. % is calculated as Quantity/Base number*100

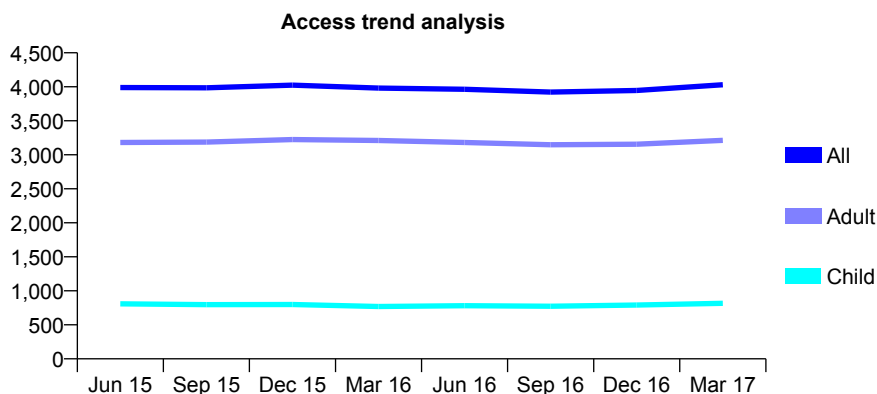
Q48 - Vital Signs At a Glance Contract Report for 101338/0063 - March 2017

Name or company name	Whitecross Dental Care Limited
Contract type name	GDS Contract
Purpose of contract	General
Contract start date	01/04/2008
Contract end date	

16/17 Contracted general activity (UDA)	13,627
Carry forward general activity (UDA)	0
16/17 Contracted orthodontic activity (UOA)	0
Carry forward orthodontic activity (UOA)	0
Baseline contract value	£351,940.61

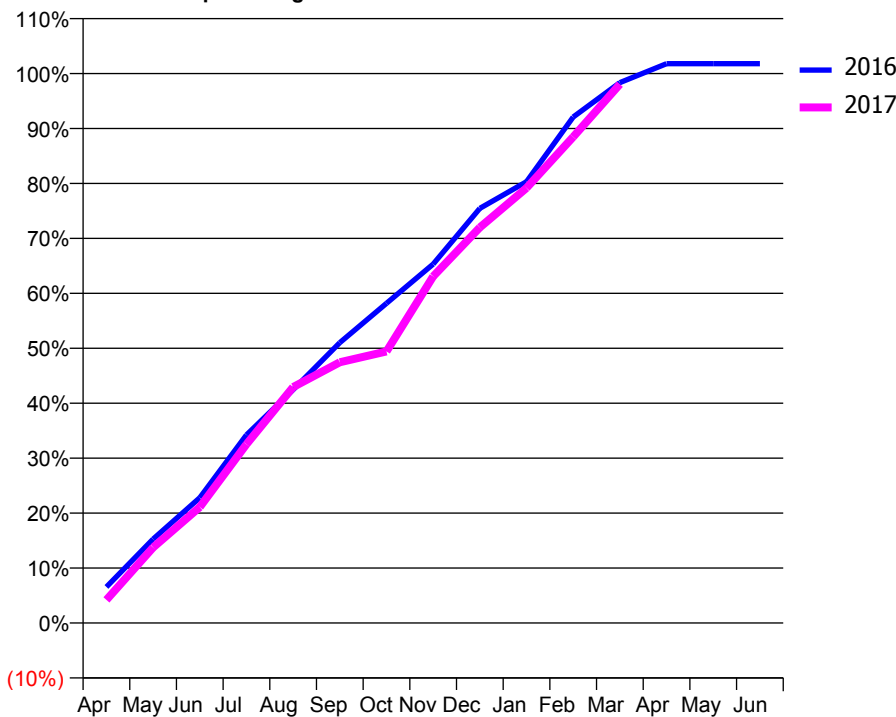
ACCESS*

Patients seen in 24 months	Total	Change since previous quarter
Quarter ending March 2016	3,981	
Quarter ending June 2016	3,963	→
Quarter ending September 2016	3,923	↓
Quarter ending December 2016	3,946	→
Quarter ending March 2017	4,030	↑
Variance since March 2016	1.2%	→



ACTIVITY

Cumulative percentage of contracted UDA delivered 2016 & 2017



Adjusted Scheduled Activity (UDA)

Month	2016	2017
April	893	574
May	2,082	1,873
June	3,105	2,876
July	4,663	4,433
August	5,786	5,852
September	6,952	6,467
October	7,927	6,735
November	8,901	8,595
December	10,284	9,811
January	10,945	10,790
February	12,549	12,056
March	13,402	13,361
April	13,871	
May	13,871	
June	13,872	

QUALITY

	Quantity	Base Number	Contract	AT	Region	England
% of FP17s for the same patient ID Re-attending within 3 months - Children	54	986	5.5%	12.4%	13.3%	12.3%
% of FP17s for the same patient ID Re-attending within 3 months - Adults	472	3,885	12.1%	17.7%	17.3%	16.7%
% of FP17s for the same patient ID Re-attending between 3 & 9 months - Children	450	986	45.6%	53.8%	58.9%	57.6%
% of FP17s for the same patient ID Re-attending between 3 & 9 months - Adults	1,938	3,885	49.9%	44.6%	52.2%	50.1%
% of FP17s for Band 1 Urgent Courses	276	4,747	5.8%	11.5%	9.2%	9.1%
% of FP17s Relating to Free Repair or Replacements	30	4,747	0.6%	1.0%	1.0%	0.8%
% of FP17s Relating to Continuations	67	4,747	1.4%	1.4%	1.4%	1.2%
% of Patients satisfied with the dentistry they have received	7	8	N/A	93.9%	93.1%	92.8%
% of Patients satisfied with the time they had to wait for an appointment	8	8	N/A	89.4%	89.5%	88.7%

* This is based on patients treated on this contract for their most recent course of treatment. Figures in italics indicate the base number of FP17s or Patient Questionnaire responses are less than 100. N/A is shown where the base number of responses is less than 10 during the period. % is calculated as Quantity/Base number*100

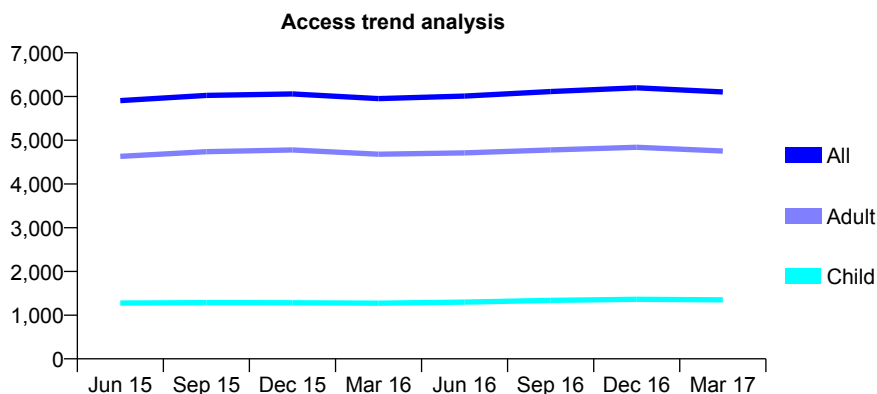
Q48 - Vital Signs At a Glance Contract Report for 101370/0051 - March 2017

Name or company name	Petrie Tucker and Partners Ltd
Contract type name	GDS Contract
Purpose of contract	General
Contract start date	01/04/2006
Contract end date	

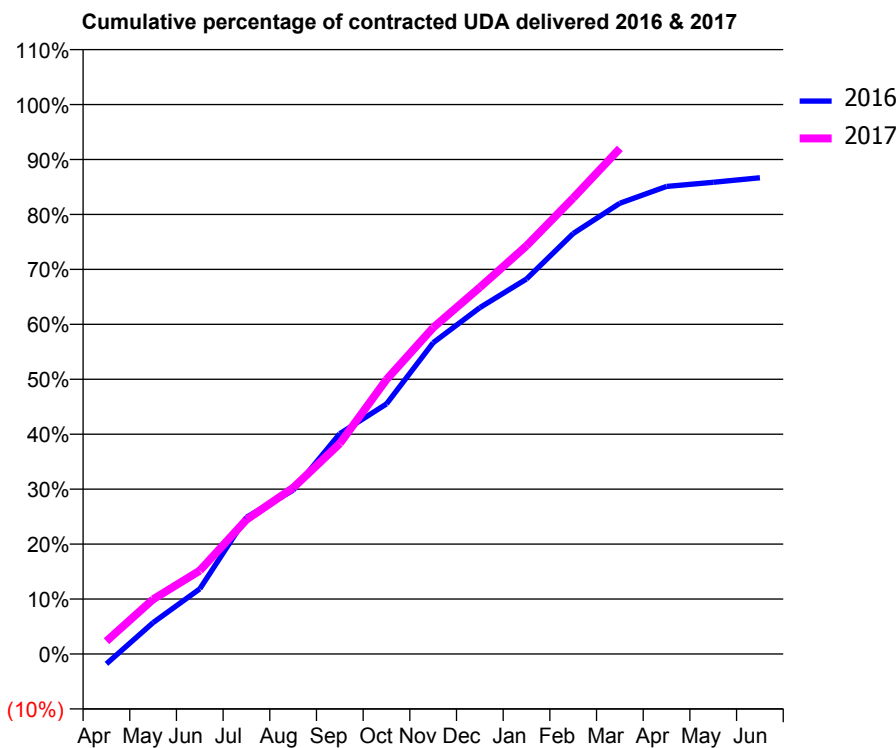
16/17 Contracted general activity (UDA)	20,143
Carry forward general activity (UDA)	0
16/17 Contracted orthodontic activity (UOA)	0
Carry forward orthodontic activity (UOA)	0
Baseline contract value	£513,854.39

ACCESS*

Patients seen in 24 months	Total	Change since previous quarter
Quarter ending March 2016	5,953	
Quarter ending June 2016	6,009	→
Quarter ending September 2016	6,115	→
Quarter ending December 2016	6,199	→
Quarter ending March 2017	6,104	↓
Variance since March 2016	2.5%	↑



ACTIVITY



Month	Adjusted Scheduled Activity (UDA)	
	2016	2017
April	-362	469
May	1,149	2,006
June	2,389	3,057
July	5,011	4,923
August	6,006	6,092
September	8,078	7,714
October	9,169	10,062
November	11,410	11,964
December	12,697	13,439
January	13,749	14,966
February	15,413	16,713
March	16,526	18,533
April	17,139	
May	17,292	
June	17,458	

QUALITY

	Quantity	Base Number	Contract	AT	Region	England
% of FP17s for the same patient ID Re-attending within 3 months - Children	129	1,852	7.0%	12.4%	13.3%	12.3%
% of FP17s for the same patient ID Re-attending within 3 months - Adults	957	5,941	16.1%	17.7%	17.3%	16.7%
% of FP17s for the same patient ID Re-attending between 3 & 9 months - Children	826	1,852	44.6%	53.8%	58.9%	57.6%
% of FP17s for the same patient ID Re-attending between 3 & 9 months - Adults	2,358	5,941	39.7%	44.6%	52.2%	50.1%
% of FP17s for Band 1 Urgent Courses	558	7,395	7.5%	11.5%	9.2%	9.1%
% of FP17s Relating to Free Repair or Replacements	48	7,395	0.6%	1.0%	1.0%	0.8%
% of FP17s Relating to Continuations	188	7,395	2.5%	1.4%	1.4%	1.2%
% of Patients satisfied with the dentistry they have received	15	16	93.8%	93.9%	93.1%	92.8%
% of Patients satisfied with the time they had to wait for an appointment	15	16	93.8%	89.4%	89.5%	88.7%

* This is based on patients treated on this contract for their most recent course of treatment. Figures in italics indicate the base number of FP17s or Patient Questionnaire responses are less than 100. N/A is shown where the base number of responses is less than 10 during the period. % is calculated as Quantity/Base number*100

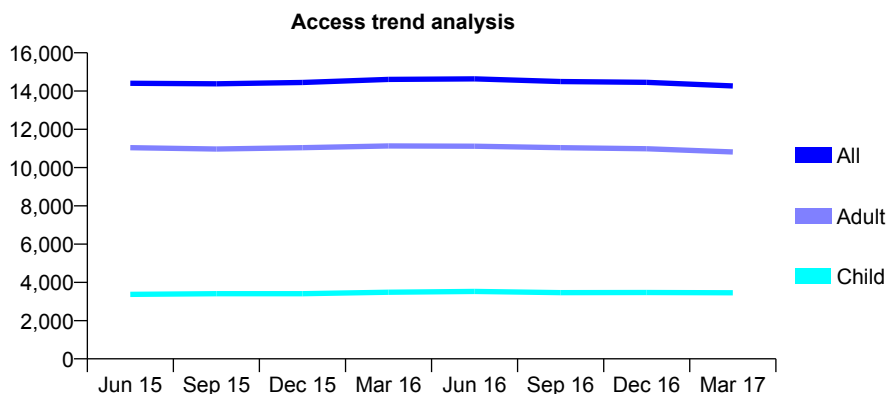
Q48 - Vital Signs At a Glance Contract Report for 101370/0052 - March 2017

Name or company name	Petrie Tucker and Partners Ltd
Contract type name	GDS Contract
Purpose of contract	General
Contract start date	01/04/2006
Contract end date	

16/17 Contracted general activity (UDA)	49,672
Carry forward general activity (UDA)	-44
16/17 Contracted orthodontic activity (UOA)	0
Carry forward orthodontic activity (UOA)	0
Baseline contract value	£1,267,141.55

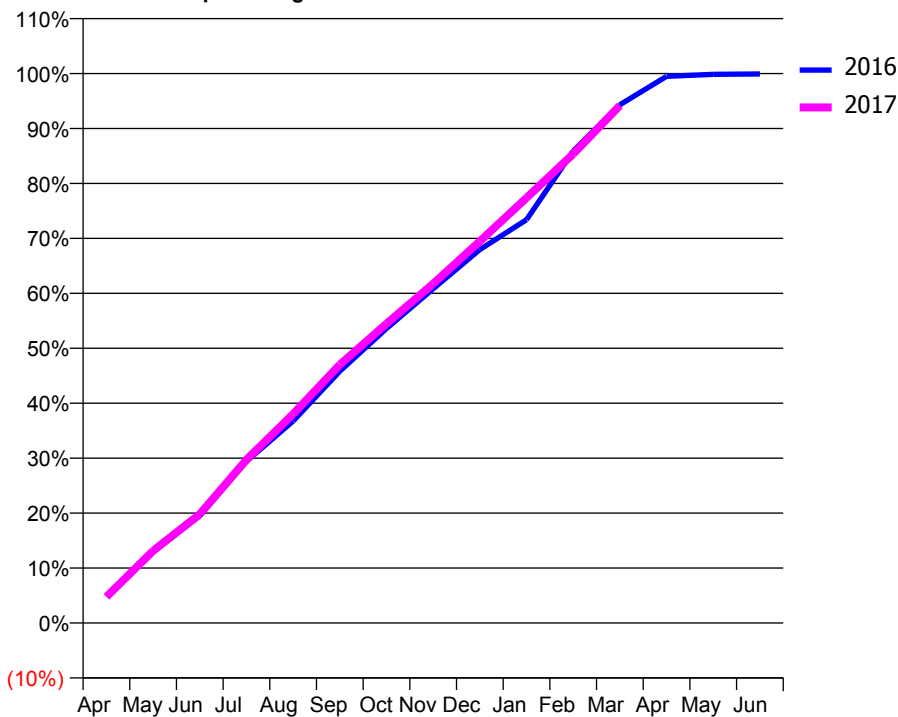
ACCESS*

Patients seen in 24 months	Total	Change since previous quarter
Quarter ending March 2016	14,612	
Quarter ending June 2016	14,638	→
Quarter ending September 2016	14,498	→
Quarter ending December 2016	14,454	→
Quarter ending March 2017	14,270	↓
Variance since March 2016	(2.3%)	↓



ACTIVITY

Cumulative percentage of contracted UDA delivered 2016 & 2017



Month	Adjusted Scheduled Activity (UDA)	
	2016	2017
April	2,417	2,373
May	6,431	6,521
June	9,699	9,840
July	14,617	14,760
August	18,257	18,895
September	22,759	23,358
October	26,622	27,054
November	30,216	30,674
December	33,760	34,503
January	36,459	38,430
February	42,664	42,394
March	46,842	46,770
April	49,416	
May	49,600	
June	49,628	

QUALITY

	Quantity	Base Number	Contract	AT	Region	England
% of FP17s for the same patient ID Re-attending within 3 months - Children	348	4,525	7.7%	12.4%	13.3%	12.3%
% of FP17s for the same patient ID Re-attending within 3 months - Adults	1,621	12,299	13.2%	17.7%	17.3%	16.7%
% of FP17s for the same patient ID Re-attending between 3 & 9 months - Children	2,134	4,525	47.2%	53.8%	58.9%	57.6%
% of FP17s for the same patient ID Re-attending between 3 & 9 months - Adults	5,264	12,299	42.8%	44.6%	52.2%	50.1%
% of FP17s for Band 1 Urgent Courses	1,331	16,001	8.3%	11.5%	9.2%	9.1%
% of FP17s Relating to Free Repair or Replacements	77	16,001	0.5%	1.0%	1.0%	0.8%
% of FP17s Relating to Continuations	211	16,001	1.3%	1.4%	1.4%	1.2%
% of Patients satisfied with the dentistry they have received	24	28	85.7%	93.9%	93.1%	92.8%
% of Patients satisfied with the time they had to wait for an appointment	26	28	92.9%	89.4%	89.5%	88.7%

* This is based on patients treated on this contract for their most recent course of treatment. Figures in italics indicate the base number of FP17s or Patient Questionnaire responses are less than 100. N/A is shown where the base number of responses is less than 10 during the period. % is calculated as Quantity/Base number*100

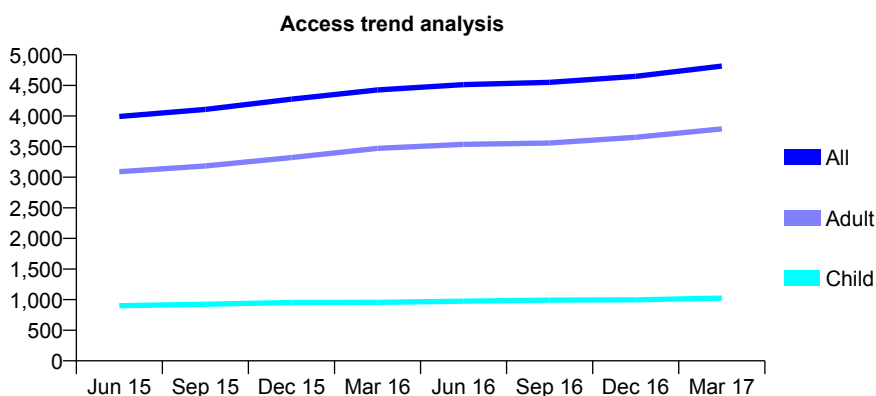
Q48 - Vital Signs At a Glance Contract Report for 101370/0059 - March 2017

Name or company name	Petrie Tucker and Partners Ltd
Contract type name	GDS Contract
Purpose of contract	General
Contract start date	01/04/2006
Contract end date	

16/17 Contracted general activity (UDA)	15,940
Carry forward general activity (UDA)	0
16/17 Contracted orthodontic activity (UOA)	0
Carry forward orthodontic activity (UOA)	0
Baseline contract value	£440,544.98

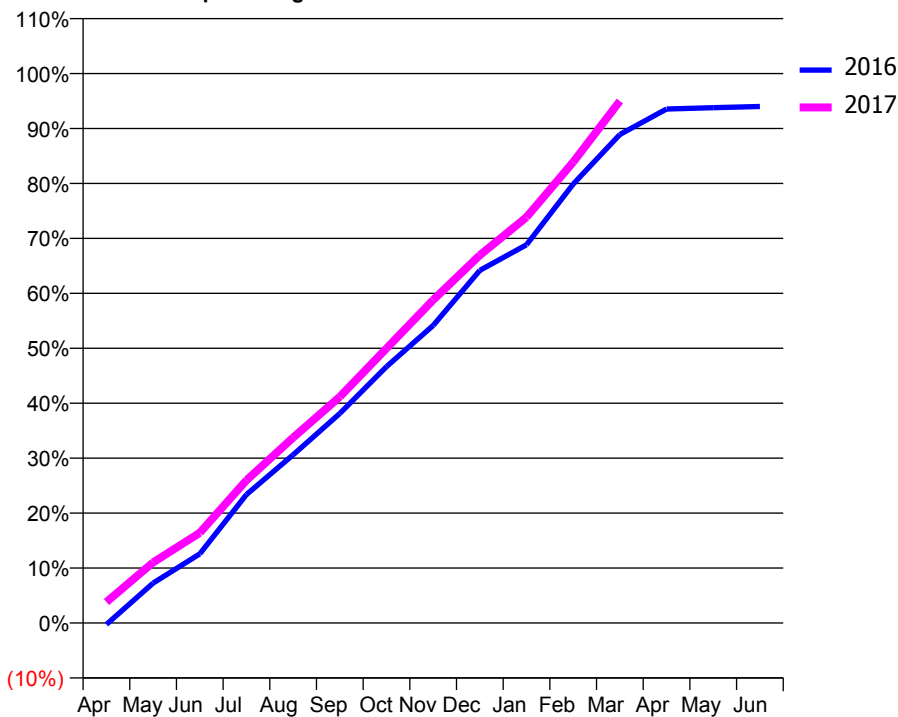
ACCESS*

Patients seen in 24 months	Total	Change since previous quarter
Quarter ending March 2016	4,426	
Quarter ending June 2016	4,514	→
Quarter ending September 2016	4,551	→
Quarter ending December 2016	4,649	↑
Quarter ending March 2017	4,816	↑
Variance since March 2016	8.8%	↑



ACTIVITY

Cumulative percentage of contracted UDA delivered 2016 & 2017



Month	Adjusted Scheduled Activity (UDA)	
	2016	2017
April	-43	610
May	1,158	1,758
June	2,005	2,617
July	3,728	4,141
August	4,878	5,380
September	6,079	6,562
October	7,437	7,966
November	8,631	9,372
December	10,229	10,671
January	10,973	11,773
February	12,733	13,369
March	14,171	15,143
April	14,910	
May	14,948	
June	14,982	

QUALITY

	Quantity	Base Number	Contract	AT	Region	England
% of FP17s for the same patient ID Re-attending within 3 months - Children	136	1,536	8.9%	12.4%	13.3%	12.3%
% of FP17s for the same patient ID Re-attending within 3 months - Adults	583	4,553	12.8%	17.7%	17.3%	16.7%
% of FP17s for the same patient ID Re-attending between 3 & 9 months - Children	810	1,536	52.7%	53.8%	58.9%	57.6%
% of FP17s for the same patient ID Re-attending between 3 & 9 months - Adults	1,985	4,553	43.6%	44.6%	52.2%	50.1%
% of FP17s for Band 1 Urgent Courses	418	5,843	7.2%	11.5%	9.2%	9.1%
% of FP17s Relating to Free Repair or Replacements	24	5,843	0.4%	1.0%	1.0%	0.8%
% of FP17s Relating to Continuations	126	5,843	2.2%	1.4%	1.4%	1.2%
% of Patients satisfied with the dentistry they have received	9	9	N/A	93.9%	93.1%	92.8%
% of Patients satisfied with the time they had to wait for an appointment	8	9	N/A	89.4%	89.5%	88.7%

* This is based on patients treated on this contract for their most recent course of treatment. Figures in italics indicate the base number of FP17s or Patient Questionnaire responses are less than 100. N/A is shown where the base number of responses is less than 10 during the period. % is calculated as Quantity/Base number*100

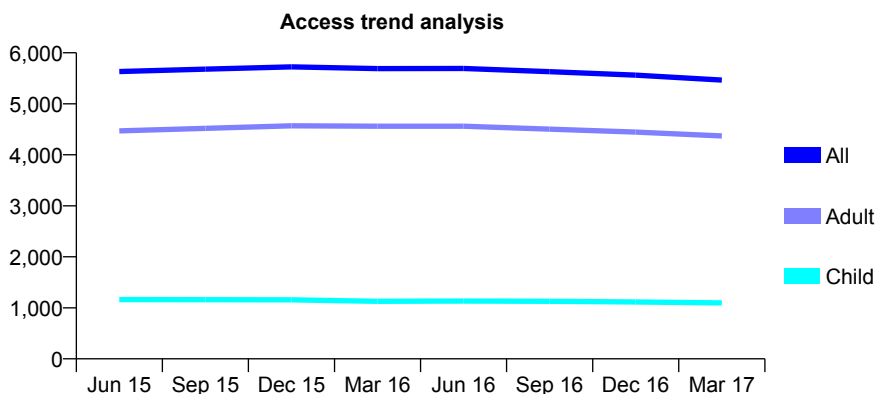
Q48 - Vital Signs At a Glance Contract Report for 101370/0060 - March 2017

Name or company name	Petrie Tucker and Partners Ltd
Contract type name	GDS Contract
Purpose of contract	General
Contract start date	01/04/2006
Contract end date	

16/17 Contracted general activity (UDA)	15,393
Carry forward general activity (UDA)	0
16/17 Contracted orthodontic activity (UOA)	0
Carry forward orthodontic activity (UOA)	0
Baseline contract value	£474,220.92

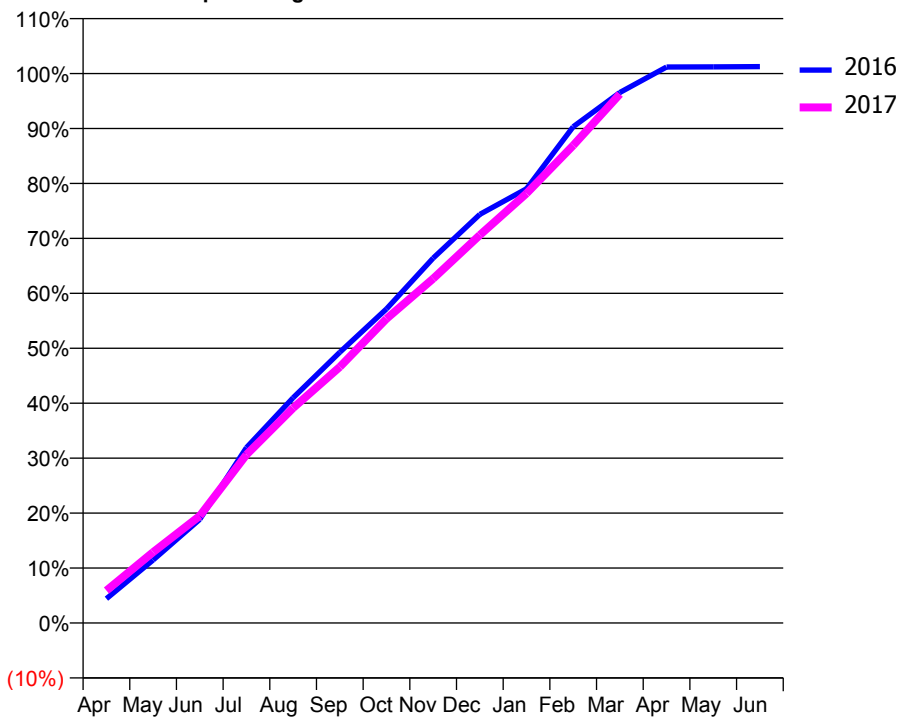
ACCESS*

Patients seen in 24 months	Total	Change since previous quarter
Quarter ending March 2016	5,691	
Quarter ending June 2016	5,694	→
Quarter ending September 2016	5,631	↓
Quarter ending December 2016	5,561	↓
Quarter ending March 2017	5,466	↓
Variance since March 2016	(4.0%)	↓



ACTIVITY

Cumulative percentage of contracted UDA delivered 2016 & 2017



QUALITY

	Quantity	Base Number	Contract	AT	Region	England
% of FP17s for the same patient ID Re-attending within 3 months - Children	63	1,546	4.1%	12.4%	13.3%	12.3%
% of FP17s for the same patient ID Re-attending within 3 months - Adults	442	4,925	9.0%	17.7%	17.3%	16.7%
% of FP17s for the same patient ID Re-attending between 3 & 9 months - Children	872	1,546	56.4%	53.8%	58.9%	57.6%
% of FP17s for the same patient ID Re-attending between 3 & 9 months - Adults	2,127	4,925	43.2%	44.6%	52.2%	50.1%
% of FP17s for Band 1 Urgent Courses	428	6,167	6.9%	11.5%	9.2%	9.1%
% of FP17s Relating to Free Repair or Replacements	7	6,167	0.1%	1.0%	1.0%	0.8%
% of FP17s Relating to Continuations	32	6,167	0.5%	1.4%	1.4%	1.2%
% of Patients satisfied with the dentistry they have received	13	13	100.0%	93.9%	93.1%	92.8%
% of Patients satisfied with the time they had to wait for an appointment	11	13	84.6%	89.4%	89.5%	88.7%

* This is based on patients treated on this contract for their most recent course of treatment. Figures in italics indicate the base number of FP17s or Patient Questionnaire responses are less than 100. N/A is shown where the base number of responses is less than 10 during the period. % is calculated as Quantity/Base number*100

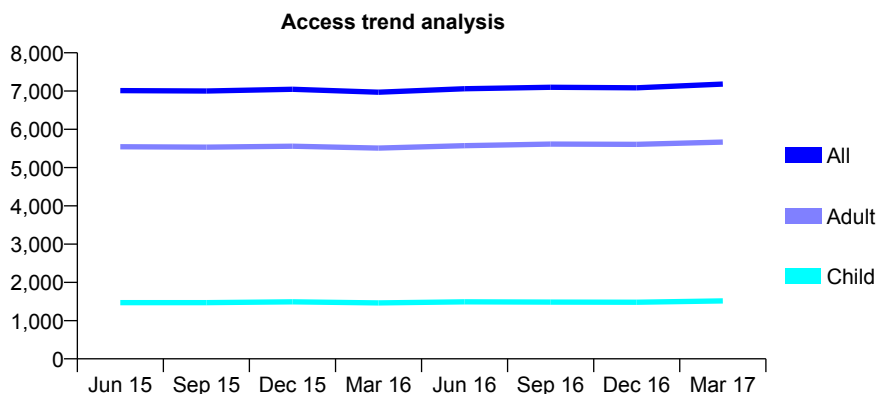
Q48 - Vital Signs At a Glance Contract Report for 103071/0001 - March 2017

Name or company name	200 Picton Road
Contract type name	GDS Contract
Purpose of contract	General
Contract start date	01/07/2009
Contract end date	

16/17 Contracted general activity (UDA)	24,363
Carry forward general activity (UDA)	0
16/17 Contracted orthodontic activity (UOA)	0
Carry forward orthodontic activity (UOA)	0
Baseline contract value	£621,520.25

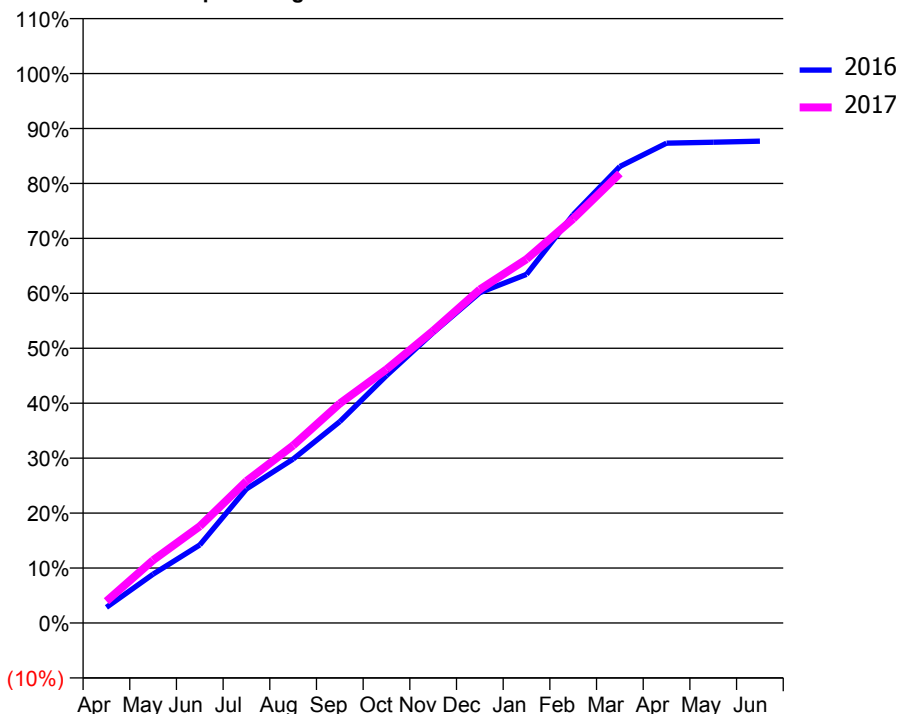
ACCESS*

Patients seen in 24 months	Total	Change since previous quarter
Quarter ending March 2016	6,971	
Quarter ending June 2016	7,062	→
Quarter ending September 2016	7,098	→
Quarter ending December 2016	7,085	→
Quarter ending March 2017	7,182	→
Variance since March 2016	3.0%	↑



ACTIVITY

Cumulative percentage of contracted UDA delivered 2016 & 2017



Month	Adjusted Scheduled Activity (UDA)	
	2016	2017
April	694	966
May	2,164	2,788
June	3,464	4,291
July	5,945	6,291
August	7,266	7,870
September	8,929	9,734
October	10,968	11,250
November	12,874	12,956
December	14,648	14,791
January	15,460	16,133
February	18,106	17,923
March	20,237	19,935
April	21,277	
May	21,316	
June	21,363	

QUALITY

	Quantity	Base Number	Contract	AT	Region	England
% of FP17s for the same patient ID Re-attending within 3 months - Children	119	1,699	7.0%	12.4%	13.3%	12.3%
% of FP17s for the same patient ID Re-attending within 3 months - Adults	567	5,454	10.4%	17.7%	17.3%	16.7%
% of FP17s for the same patient ID Re-attending between 3 & 9 months - Children	708	1,699	41.7%	53.8%	58.9%	57.6%
% of FP17s for the same patient ID Re-attending between 3 & 9 months - Adults	1,791	5,454	32.8%	44.6%	52.2%	50.1%
% of FP17s for Band 1 Urgent Courses	390	6,850	5.7%	11.5%	9.2%	9.1%
% of FP17s Relating to Free Repair or Replacements	23	6,850	0.3%	1.0%	1.0%	0.8%
% of FP17s Relating to Continuations	97	6,850	1.4%	1.4%	1.4%	1.2%
% of Patients satisfied with the dentistry they have received	10	11	90.9%	93.9%	93.1%	92.8%
% of Patients satisfied with the time they had to wait for an appointment	11	11	100.0%	89.4%	89.5%	88.7%

* This is based on patients treated on this contract for their most recent course of treatment. Figures in italics indicate the base number of FP17s or Patient Questionnaire responses are less than 100. N/A is shown where the base number of responses is less than 10 during the period. % is calculated as Quantity/Base number*100

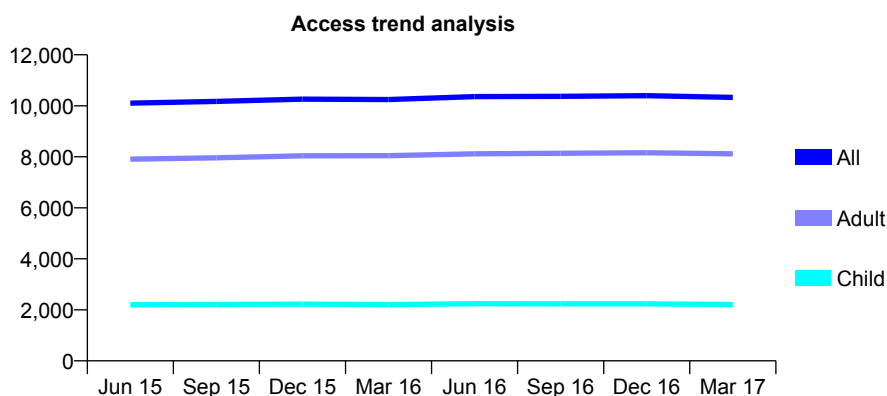
Q48 - Vital Signs At a Glance Contract Report for 107050/0001 - March 2017

Name or company name	BARSCO
Contract type name	GDS Contract
Purpose of contract	General
Contract start date	01/09/2009
Contract end date	

16/17 Contracted general activity (UDA)	30,500
Carry forward general activity (UDA)	0
16/17 Contracted orthodontic activity (UOA)	0
Carry forward orthodontic activity (UOA)	0
Baseline contract value	£742,780.80

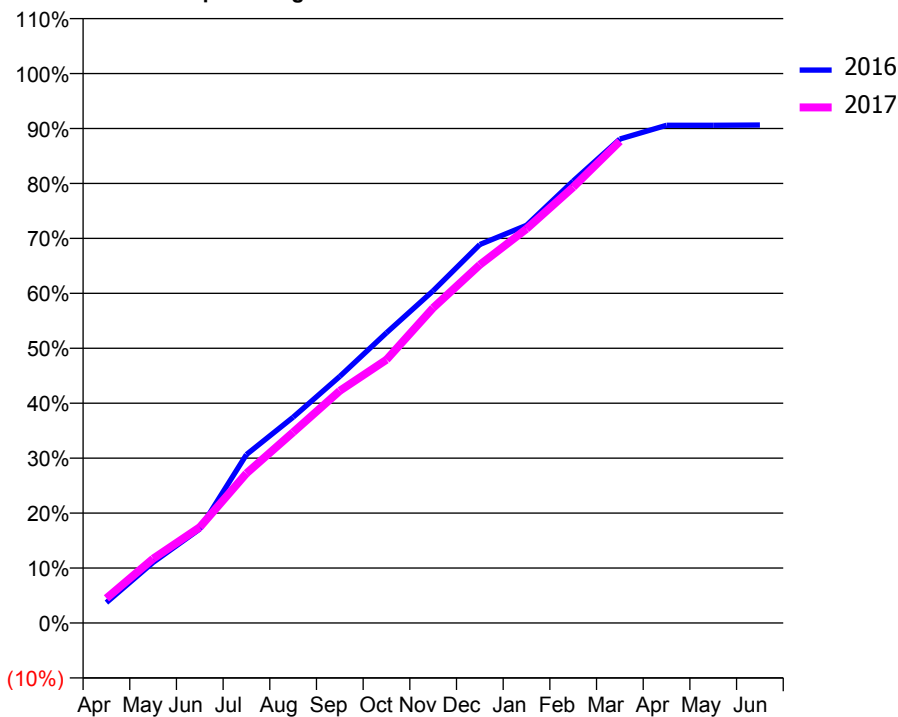
ACCESS*

Patients seen in 24 months	Total	Change since previous quarter
Quarter ending March 2016	10,248	
Quarter ending June 2016	10,359	→
Quarter ending September 2016	10,373	→
Quarter ending December 2016	10,399	→
Quarter ending March 2017	10,328	→
Variance since March 2016	0.8%	→



ACTIVITY

Cumulative percentage of contracted UDA delivered 2016 & 2017



Month	Adjusted Scheduled Activity (UDA)	
	2016	2017
April	1,133	1,371
May	3,361	3,571
June	5,224	5,315
July	9,348	8,306
August	11,425	10,589
September	13,689	12,890
October	16,110	14,613
November	18,442	17,496
December	21,006	19,887
January	22,074	21,871
February	24,530	24,191
March	26,864	26,738
April	27,623	
May	27,627	
June	27,638	

QUALITY

	Quantity	Base Number	Contract	AT	Region	England
% of FP17s for the same patient ID Re-attending within 3 months - Children	245	3,199	7.7%	12.4%	13.3%	12.3%
% of FP17s for the same patient ID Re-attending within 3 months - Adults	1,308	9,178	14.3%	17.7%	17.3%	16.7%
% of FP17s for the same patient ID Re-attending between 3 & 9 months - Children	1,719	3,199	53.7%	53.8%	58.9%	57.6%
% of FP17s for the same patient ID Re-attending between 3 & 9 months - Adults	3,169	9,178	34.5%	44.6%	52.2%	50.1%
% of FP17s for Band 1 Urgent Courses	948	12,010	7.9%	11.5%	9.2%	9.1%
% of FP17s Relating to Free Repair or Replacements	78	12,010	0.6%	1.0%	1.0%	0.8%
% of FP17s Relating to Continuations	293	12,010	2.4%	1.4%	1.4%	1.2%
% of Patients satisfied with the dentistry they have received	43	44	97.7%	93.9%	93.1%	92.8%
% of Patients satisfied with the time they had to wait for an appointment	32	44	72.7%	89.4%	89.5%	88.7%

* This is based on patients treated on this contract for their most recent course of treatment. Figures in italics indicate the base number of FP17s or Patient Questionnaire responses are less than 100. N/A is shown where the base number of responses is less than 10 during the period. % is calculated as Quantity/Base number*100

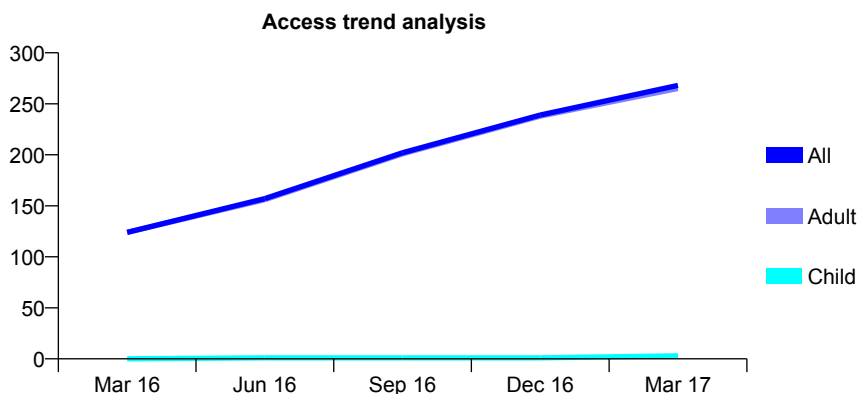
Q48 - Vital Signs At a Glance Contract Report for 107735/0001 - March 2017

Name or company name	Deysbrook Lane Partnership
Contract type name	PDS Contract
Purpose of contract	General
Contract start date	01/10/2015
Contract end date	31/03/2018

16/17 Contracted general activity (UDA)	800
Carry forward general activity (UDA)	0
16/17 Contracted orthodontic activity (UOA)	0
Carry forward orthodontic activity (UOA)	0
Baseline contract value	£25,383.27

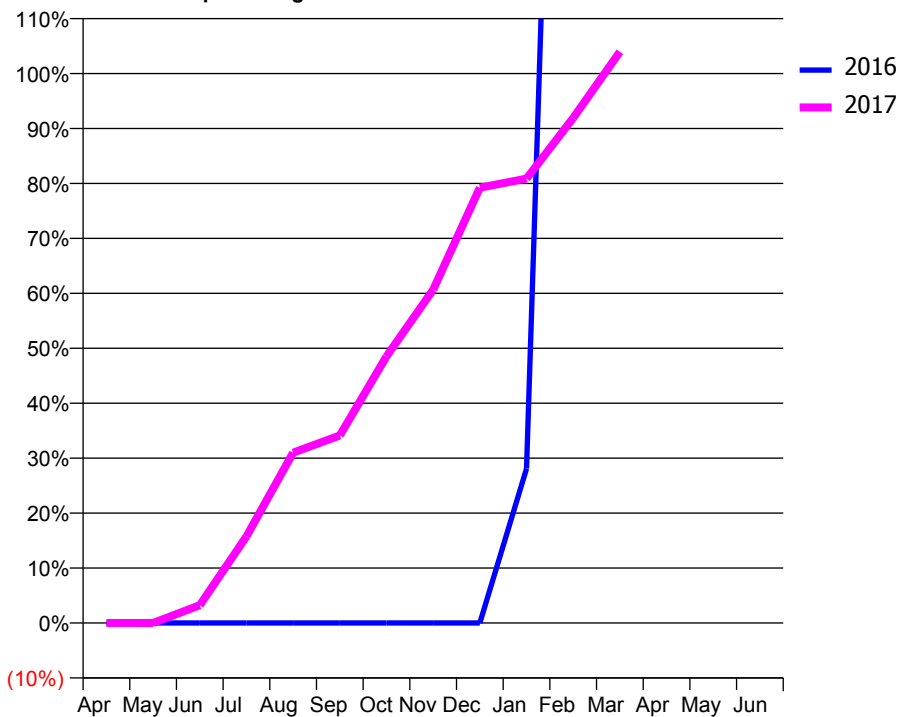
ACCESS*

Patients seen in 24 months	Total	Change since previous quarter
Quarter ending March 2016	124	
Quarter ending June 2016	157	↑
Quarter ending September 2016	202	↑
Quarter ending December 2016	239	↑
Quarter ending March 2017	268	↑
Variance since March 2016	116.1%	↑



ACTIVITY

Cumulative percentage of contracted UDA delivered 2016 & 2017



Month	Adjusted Scheduled Activity (UDA)	
	2016	2017
April	0	0
May	0	0
June	0	26
July	0	126
August	0	248
September	0	273
October	0	388
November	0	485
December	0	634
January	56	647
February	578	735
March	703	832
April	703	
May	704	
June	704	

QUALITY

	Quantity	Base Number	Contract	AT	Region	England
% of FP17s for the same patient ID Re-attending within 3 months - Children	0	3	0.0%	12.4%	13.3%	12.3%
% of FP17s for the same patient ID Re-attending within 3 months - Adults	25	238	10.5%	17.7%	17.3%	16.7%
% of FP17s for the same patient ID Re-attending between 3 & 9 months - Children	0	3	0.0%	53.8%	58.9%	57.6%
% of FP17s for the same patient ID Re-attending between 3 & 9 months - Adults	51	238	21.4%	44.6%	52.2%	50.1%
% of FP17s for Band 1 Urgent Courses	38	240	15.8%	11.5%	9.2%	9.1%
% of FP17s Relating to Free Repair or Replacements	2	240	0.8%	1.0%	1.0%	0.8%
% of FP17s Relating to Continuations	0	240	0.0%	1.4%	1.4%	1.2%
% of Patients satisfied with the dentistry they have received	0	0	N/A	93.9%	93.1%	92.8%
% of Patients satisfied with the time they had to wait for an appointment	0	0	N/A	89.4%	89.5%	88.7%

* This is based on patients treated on this contract for their most recent course of treatment. Figures in italics indicate the base number of FP17s or Patient Questionnaire responses are less than 100. N/A is shown where the base number of responses is less than 10 during the period. % is calculated as Quantity/Base number*100

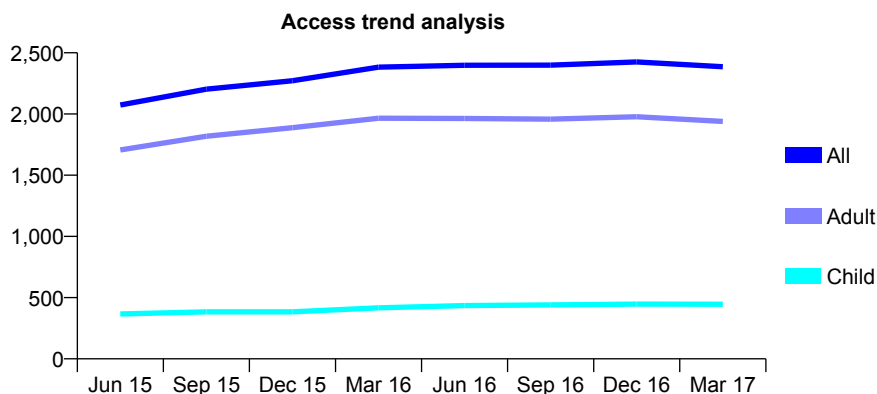
Q48 - Vital Signs At a Glance Contract Report for 108073/0001 - March 2017

Name or company name	Esteem Dental Care Limited
Contract type name	GDS Contract
Purpose of contract	General
Contract start date	01/04/2014
Contract end date	

16/17 Contracted general activity (UDA)	7,971
Carry forward general activity (UDA)	0
16/17 Contracted orthodontic activity (UOA)	0
Carry forward orthodontic activity (UOA)	0
Baseline contract value	£203,341.63

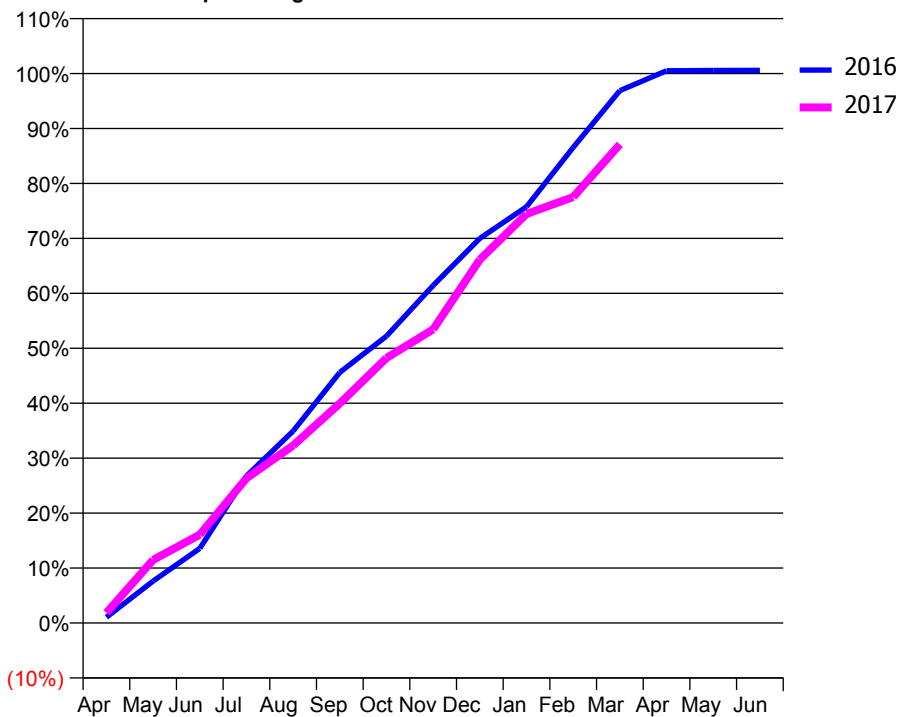
ACCESS*

Patients seen in 24 months	Total	Change since previous quarter
Quarter ending March 2016	2,383	
Quarter ending June 2016	2,398	→
Quarter ending September 2016	2,399	→
Quarter ending December 2016	2,425	→
Quarter ending March 2017	2,386	↓
Variance since March 2016	0.1%	→



ACTIVITY

Cumulative percentage of contracted UDA delivered 2016 & 2017



Month	Adjusted Scheduled Activity (UDA)	
	2016	2017
April	84	149
May	608	917
June	1,083	1,282
July	2,133	2,099
August	2,785	2,576
September	3,635	3,185
October	4,161	3,845
November	4,896	4,261
December	5,580	5,271
January	6,038	5,934
February	6,899	6,178
March	7,723	6,943
April	8,010	
May	8,015	
June	8,017	

QUALITY

	Quantity	Base Number	Contract	AT	Region	England
% of FP17s for the same patient ID Re-attending within 3 months - Children	76	707	10.7%	12.4%	13.3%	12.3%
% of FP17s for the same patient ID Re-attending within 3 months - Adults	375	2,304	16.3%	17.7%	17.3%	16.7%
% of FP17s for the same patient ID Re-attending between 3 & 9 months - Children	402	707	56.9%	53.8%	58.9%	57.6%
% of FP17s for the same patient ID Re-attending between 3 & 9 months - Adults	842	2,304	36.5%	44.6%	52.2%	50.1%
% of FP17s for Band 1 Urgent Courses	281	2,872	9.8%	11.5%	9.2%	9.1%
% of FP17s Relating to Free Repair or Replacements	45	2,872	1.6%	1.0%	1.0%	0.8%
% of FP17s Relating to Continuations	48	2,872	1.7%	1.4%	1.4%	1.2%
% of Patients satisfied with the dentistry they have received	24	26	92.3%	93.9%	93.1%	92.8%
% of Patients satisfied with the time they had to wait for an appointment	25	26	96.2%	89.4%	89.5%	88.7%

* This is based on patients treated on this contract for their most recent course of treatment. Figures in italics indicate the base number of FP17s or Patient Questionnaire responses are less than 100. N/A is shown where the base number of responses is less than 10 during the period. % is calculated as Quantity/Base number*100

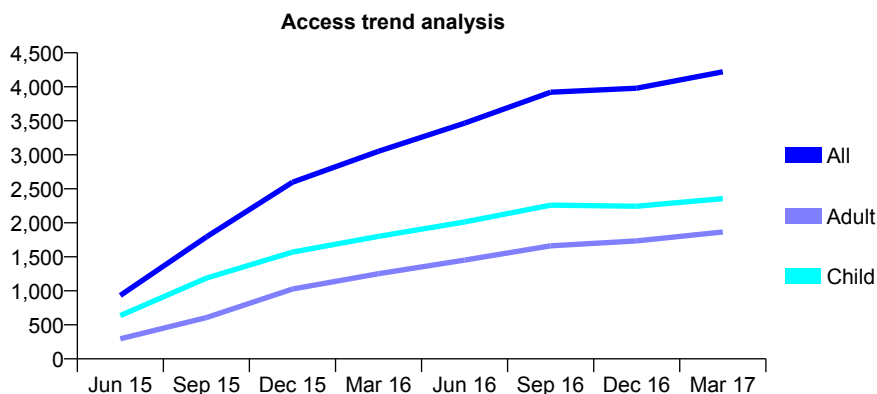
Q48 - Vital Signs At a Glance Contract Report for 109525/0005 - March 2017

Name or company name	Liverpool Dental Directorate
Contract type name	PDS Contract
Purpose of contract	General
Contract start date	01/04/2015
Contract end date	31/03/2018

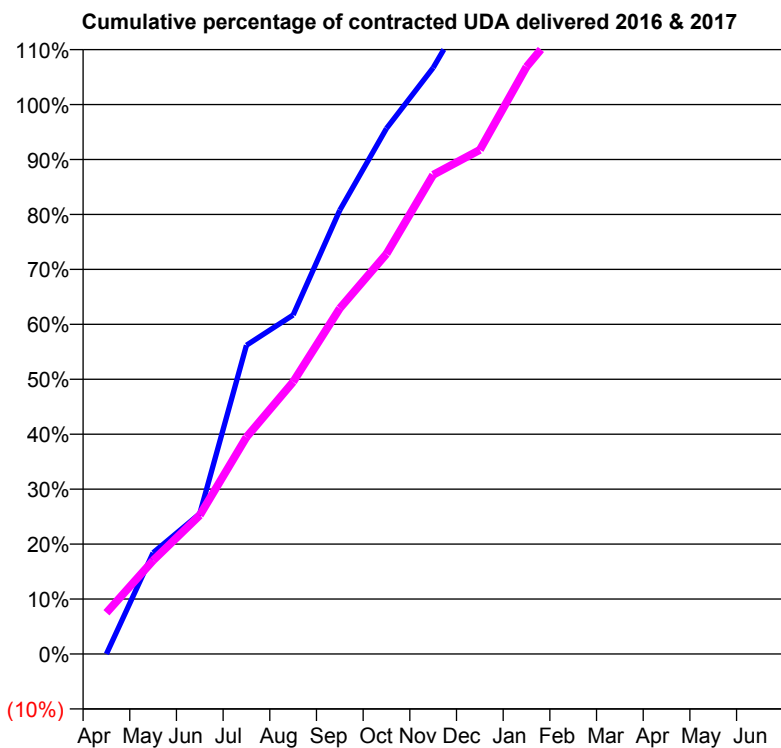
16/17 Contracted general activity (UDA)	5,695
Carry forward general activity (UDA)	0
16/17 Contracted orthodontic activity (UOA)	0
Carry forward orthodontic activity (UOA)	0
Baseline contract value	£1,981,398.93

ACCESS*

Patients seen in 24 months	Total	Change since previous quarter
Quarter ending March 2016	3,052	
Quarter ending June 2016	3,465	↑
Quarter ending September 2016	3,921	↑
Quarter ending December 2016	3,980	→
Quarter ending March 2017	4,221	↑
Variance since March 2016	38.3%	↑



ACTIVITY



Month	Adjusted Scheduled Activity (UDA)	
	2016	2017
April	1	428
May	1,050	969
June	1,455	1,438
July	3,200	2,248
August	3,513	2,820
September	4,600	3,583
October	5,447	4,147
November	6,076	4,966
December	6,895	5,224
January	7,366	6,085
February	8,160	6,666
March	8,900	7,553
April	9,122	
May	9,160	
June	9,184	

QUALITY

	Quantity	Base Number	Contract	AT	Region	England
% of FP17s for the same patient ID Re-attending within 3 months - Children	165	2,853	5.8%	12.4%	13.3%	12.3%
% of FP17s for the same patient ID Re-attending within 3 months - Adults	178	1,886	9.4%	17.7%	17.3%	16.7%
% of FP17s for the same patient ID Re-attending between 3 & 9 months - Children	640	2,853	22.4%	53.8%	58.9%	57.6%
% of FP17s for the same patient ID Re-attending between 3 & 9 months - Adults	666	1,886	35.3%	44.6%	52.2%	50.1%
% of FP17s for Band 1 Urgent Courses	249	4,295	5.8%	11.5%	9.2%	9.1%
% of FP17s Relating to Free Repair or Replacements	0	4,295	0.0%	1.0%	1.0%	0.8%
% of FP17s Relating to Continuations	5	4,295	0.1%	1.4%	1.4%	1.2%
% of Patients satisfied with the dentistry they have received	1	1	N/A	93.9%	93.1%	92.8%
% of Patients satisfied with the time they had to wait for an appointment	1	1	N/A	89.4%	89.5%	88.7%

* This is based on patients treated on this contract for their most recent course of treatment. Figures in italics indicate the base number of FP17s or Patient Questionnaire responses are less than 100. N/A is shown where the base number of responses is less than 10 during the period. % is calculated as Quantity/Base number*100

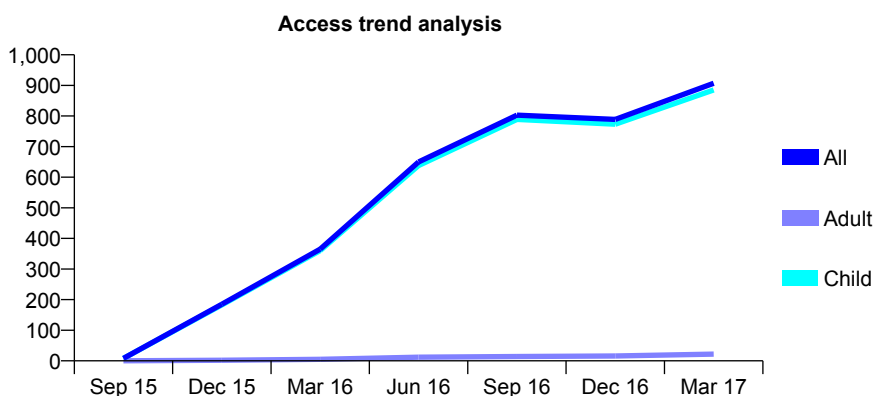
Q48 - Vital Signs At a Glance Contract Report for 109525/0006 - March 2017

Name or company name	Liverpool Dental Directorate
Contract type name	PDS Contract
Purpose of contract	General
Contract start date	01/04/2015
Contract end date	31/03/2018

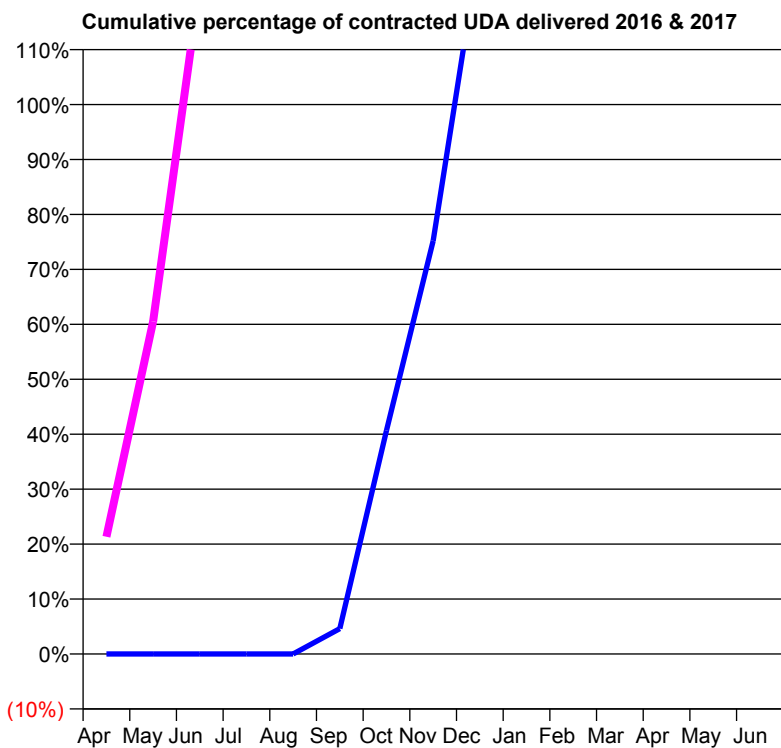
16/17 Contracted general activity (UDA)	433
Carry forward general activity (UDA)	0
16/17 Contracted orthodontic activity (UOA)	0
Carry forward orthodontic activity (UOA)	0
Baseline contract value	£826,832.66

ACCESS*

Patients seen in 24 months	Total	Change since previous quarter
Quarter ending March 2016	365	
Quarter ending June 2016	650	↑
Quarter ending September 2016	803	↑
Quarter ending December 2016	789	↓
Quarter ending March 2017	907	↑
Variance since March 2016	148.5%	↑



ACTIVITY



Month	Adjusted Scheduled Activity (UDA)	
	2016	2017
April	0	92
May	0	262
June	0	528
July	0	747
August	0	906
September	20	1,218
October	176	1,521
November	326	1,749
December	559	1,830
January	683	2,028
February	923	2,224
March	1,184	2,594
April	1,524	
May	1,530	
June	1,563	

QUALITY

	Quantity	Base Number	Contract	AT	Region	England
% of FP17s for the same patient ID Re-attending within 3 months - Children	10	1,227	0.8%	12.4%	13.3%	12.3%
% of FP17s for the same patient ID Re-attending within 3 months - Adults	0	22	0.0%	17.7%	17.3%	16.7%
% of FP17s for the same patient ID Re-attending between 3 & 9 months - Children	5	1,227	0.4%	53.8%	58.9%	57.6%
% of FP17s for the same patient ID Re-attending between 3 & 9 months - Adults	0	22	0.0%	44.6%	52.2%	50.1%
% of FP17s for Band 1 Urgent Courses	17	1,033	1.6%	11.5%	9.2%	9.1%
% of FP17s Relating to Free Repair or Replacements	0	1,033	0.0%	1.0%	1.0%	0.8%
% of FP17s Relating to Continuations	0	1,033	0.0%	1.4%	1.4%	1.2%
% of Patients satisfied with the dentistry they have received	0	0	N/A	93.9%	93.1%	92.8%
% of Patients satisfied with the time they had to wait for an appointment	0	0	N/A	89.4%	89.5%	88.7%

* This is based on patients treated on this contract for their most recent course of treatment. Figures in italics indicate the base number of FP17s or Patient Questionnaire responses are less than 100. N/A is shown where the base number of responses is less than 10 during the period. % is calculated as Quantity/Base number*100

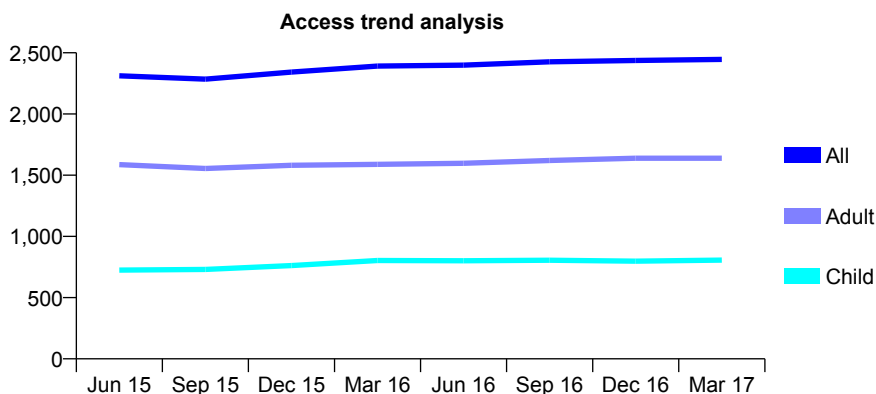
Q48 - Vital Signs At a Glance Contract Report for 109568/0001 - March 2017

Name or company name	Childwall Fiveways Dental Practice
Contract type name	GDS Contract
Purpose of contract	General
Contract start date	05/10/2012
Contract end date	

16/17 Contracted general activity (UDA)	8,307
Carry forward general activity (UDA)	304
16/17 Contracted orthodontic activity (UOA)	0
Carry forward orthodontic activity (UOA)	0
Baseline contract value	£211,913.04

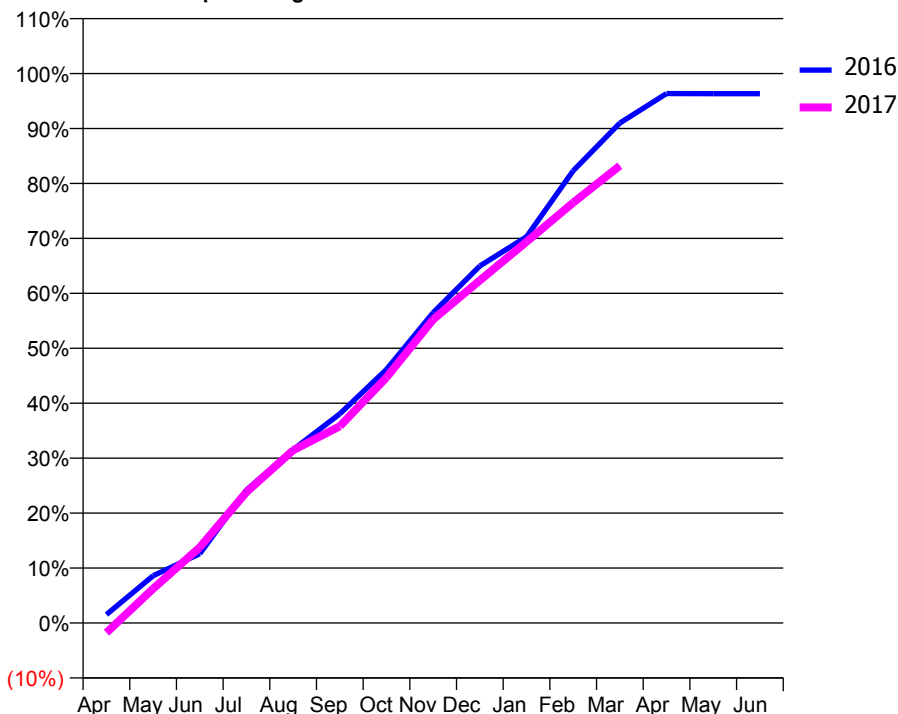
ACCESS*

Patients seen in 24 months	Total	Change since previous quarter
Quarter ending March 2016	2,392	
Quarter ending June 2016	2,399	→
Quarter ending September 2016	2,426	→
Quarter ending December 2016	2,437	→
Quarter ending March 2017	2,446	→
Variance since March 2016	2.3%	↑



ACTIVITY

Cumulative percentage of contracted UDA delivered 2016 & 2017



Month	Adjusted Scheduled Activity (UDA)	
	2016	2017
April	129	-148
May	716	520
June	1,047	1,144
July	2,010	1,978
August	2,623	2,611
September	3,163	2,975
October	3,833	3,711
November	4,692	4,588
December	5,397	5,179
January	5,839	5,763
February	6,837	6,355
March	7,559	6,913
April	8,004	
May	8,003	
June	8,003	

QUALITY

	Quantity	Base Number	Contract	AT	Region	England
% of FP17s for the same patient ID Re-attending within 3 months - Children	161	1,834	8.8%	12.4%	13.3%	12.3%
% of FP17s for the same patient ID Re-attending within 3 months - Adults	287	2,326	12.3%	17.7%	17.3%	16.7%
% of FP17s for the same patient ID Re-attending between 3 & 9 months - Children	1,382	1,834	75.4%	53.8%	58.9%	57.6%
% of FP17s for the same patient ID Re-attending between 3 & 9 months - Adults	1,468	2,326	63.1%	44.6%	52.2%	50.1%
% of FP17s for Band 1 Urgent Courses	260	3,982	6.5%	11.5%	9.2%	9.1%
% of FP17s Relating to Free Repair or Replacements	34	3,982	0.9%	1.0%	1.0%	0.8%
% of FP17s Relating to Continuations	15	3,982	0.4%	1.4%	1.4%	1.2%
% of Patients satisfied with the dentistry they have received	8	9	N/A	93.9%	93.1%	92.8%
% of Patients satisfied with the time they had to wait for an appointment	9	9	N/A	89.4%	89.5%	88.7%

* This is based on patients treated on this contract for their most recent course of treatment. Figures in italics indicate the base number of FP17s or Patient Questionnaire responses are less than 100. N/A is shown where the base number of responses is less than 10 during the period. % is calculated as Quantity/Base number*100

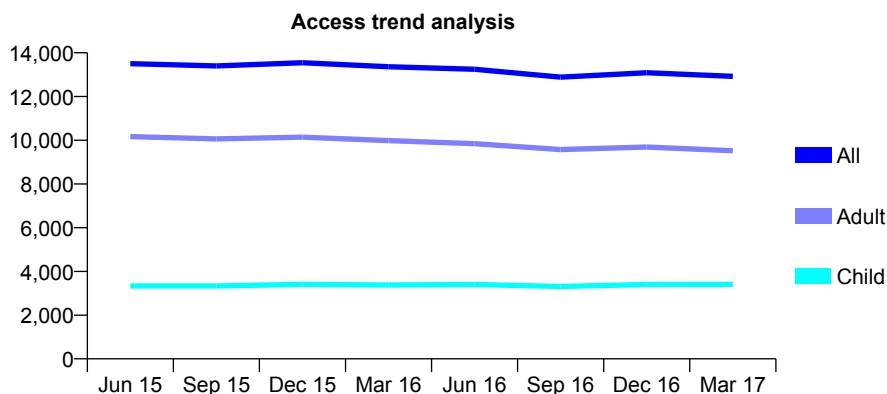
Q48 - Vital Signs At a Glance Contract Report for 111716/0001 - March 2017

Name or company name	Church St Dentists Ltd
Contract type name	GDS Contract
Purpose of contract	General
Contract start date	01/01/2011
Contract end date	

16/17 Contracted general activity (UDA)	53,000
Carry forward general activity (UDA)	0
16/17 Contracted orthodontic activity (UOA)	0
Carry forward orthodontic activity (UOA)	0
Baseline contract value	£1,425,274.89

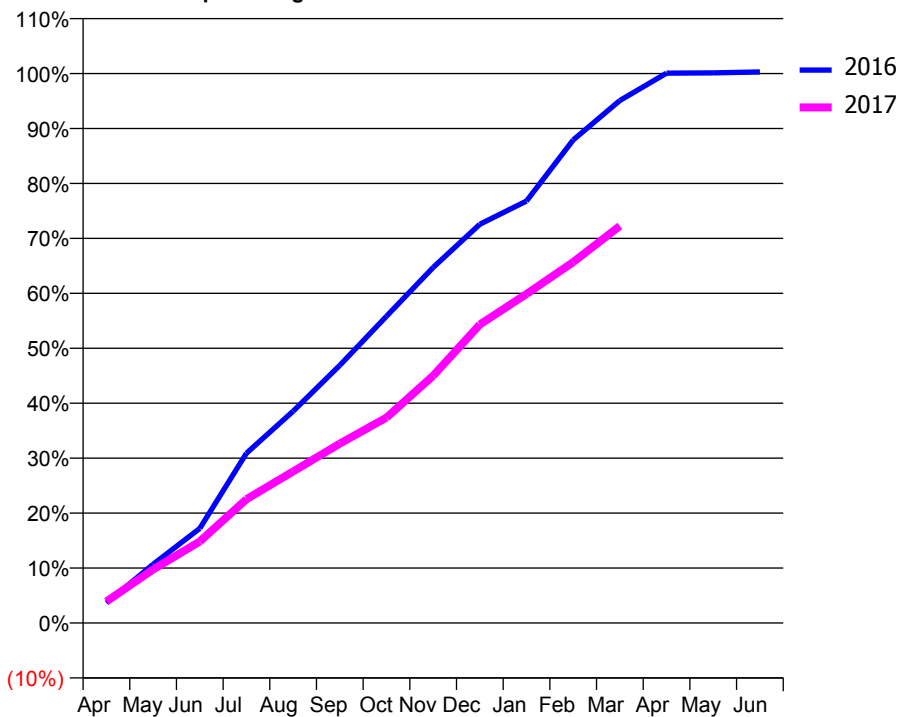
ACCESS*

Patients seen in 24 months	Total	Change since previous quarter
Quarter ending March 2016	13,365	
Quarter ending June 2016	13,244	→
Quarter ending September 2016	12,886	↓
Quarter ending December 2016	13,091	→
Quarter ending March 2017	12,923	↓
Variance since March 2016	(3.3%)	↓



ACTIVITY

Cumulative percentage of contracted UDA delivered 2016 & 2017



Month	Adjusted Scheduled Activity (UDA)	
	2016	2017
April	1,646	2,076
May	4,814	5,164
June	7,753	7,860
July	13,905	11,938
August	17,350	14,614
September	21,102	17,302
October	25,125	19,817
November	29,119	23,849
December	32,660	28,786
January	34,560	31,737
February	39,558	34,812
March	42,795	38,293
April	45,031	
May	45,055	
June	45,128	

QUALITY

	Quantity	Base Number	Contract	AT	Region	England
% of FP17s for the same patient ID Re-attending within 3 months - Children	490	5,632	8.7%	12.4%	13.3%	12.3%
% of FP17s for the same patient ID Re-attending within 3 months - Adults	2,320	13,156	17.6%	17.7%	17.3%	16.7%
% of FP17s for the same patient ID Re-attending between 3 & 9 months - Children	3,498	5,632	62.1%	53.8%	58.9%	57.6%
% of FP17s for the same patient ID Re-attending between 3 & 9 months - Adults	6,844	13,156	52.0%	44.6%	52.2%	50.1%
% of FP17s for Band 1 Urgent Courses	2,108	17,753	11.9%	11.5%	9.2%	9.1%
% of FP17s Relating to Free Repair or Replacements	154	17,753	0.9%	1.0%	1.0%	0.8%
% of FP17s Relating to Continuations	224	17,753	1.3%	1.4%	1.4%	1.2%
% of Patients satisfied with the dentistry they have received	20	23	87.0%	93.9%	93.1%	92.8%
% of Patients satisfied with the time they had to wait for an appointment	21	23	91.3%	89.4%	89.5%	88.7%

* This is based on patients treated on this contract for their most recent course of treatment. Figures in italics indicate the base number of FP17s or Patient Questionnaire responses are less than 100. N/A is shown where the base number of responses is less than 10 during the period. % is calculated as Quantity/Base number*100

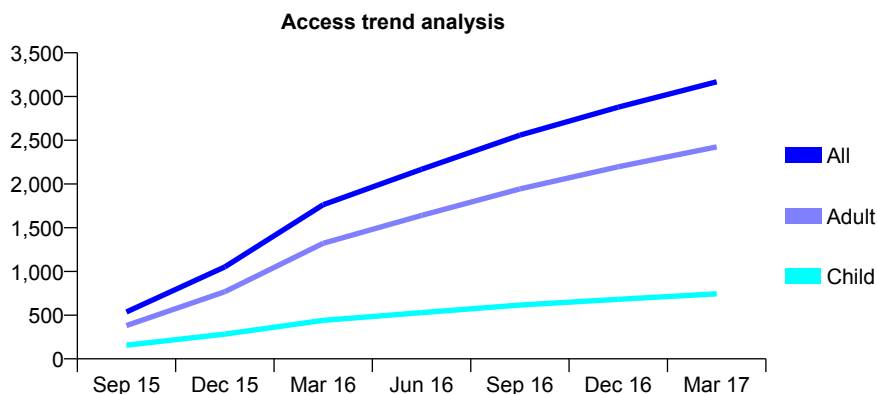
Q48 - Vital Signs At a Glance Contract Report for 112046/0001 - March 2017

Name or company name	Whiston Village Dental Practice Partnership
Contract type name	GDS Contract
Purpose of contract	General
Contract start date	27/03/2015
Contract end date	

16/17 Contracted general activity (UDA)	13,431
Carry forward general activity (UDA)	0
16/17 Contracted orthodontic activity (UOA)	0
Carry forward orthodontic activity (UOA)	0
Baseline contract value	£353,921.82

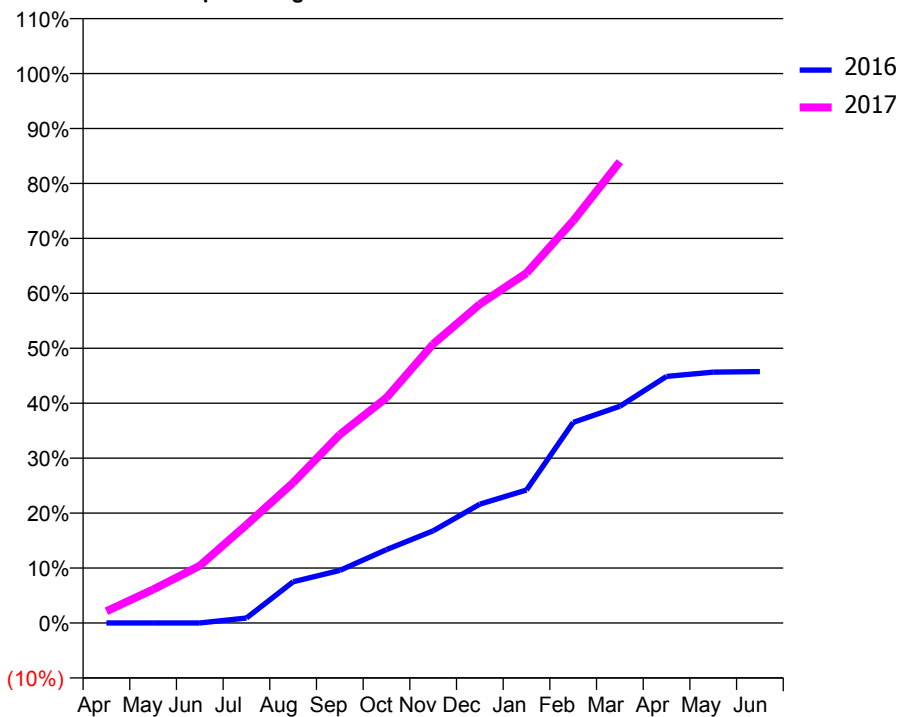
ACCESS*

Patients seen in 24 months	Total	Change since previous quarter
Quarter ending March 2016	1,762	
Quarter ending June 2016	2,168	↑
Quarter ending September 2016	2,559	↑
Quarter ending December 2016	2,878	↑
Quarter ending March 2017	3,168	↑
Variance since March 2016	79.8%	↑



ACTIVITY

Cumulative percentage of contracted UDA delivered 2016 & 2017



Adjusted Scheduled Activity (UDA)

Month	2016	2017
April	0	290
May	0	819
June	0	1,400
July	122	2,400
August	1,007	3,430
September	1,287	4,606
October	1,794	5,507
November	2,253	6,820
December	2,905	7,796
January	3,251	8,554
February	4,903	9,833
March	5,298	11,277
April	6,028	
May	6,133	
June	6,145	

QUALITY

	Quantity	Base Number	Contract	AT	Region	England
% of FP17s for the same patient ID Re-attending within 3 months - Children	70	1,078	6.5%	12.4%	13.3%	12.3%
% of FP17s for the same patient ID Re-attending within 3 months - Adults	464	3,442	13.5%	17.7%	17.3%	16.7%
% of FP17s for the same patient ID Re-attending between 3 & 9 months - Children	407	1,078	37.8%	53.8%	58.9%	57.6%
% of FP17s for the same patient ID Re-attending between 3 & 9 months - Adults	1,372	3,442	39.9%	44.6%	52.2%	50.1%
% of FP17s for Band 1 Urgent Courses	362	4,134	8.8%	11.5%	9.2%	9.1%
% of FP17s Relating to Free Repair or Replacements	25	4,134	0.6%	1.0%	1.0%	0.8%
% of FP17s Relating to Continuations	66	4,134	1.6%	1.4%	1.4%	1.2%
% of Patients satisfied with the dentistry they have received	7	7	N/A	93.9%	93.1%	92.8%
% of Patients satisfied with the time they had to wait for an appointment	6	7	N/A	89.4%	89.5%	88.7%

* This is based on patients treated on this contract for their most recent course of treatment. Figures in italics indicate the base number of FP17s or Patient Questionnaire responses are less than 100. N/A is shown where the base number of responses is less than 10 during the period. % is calculated as Quantity/Base number*100

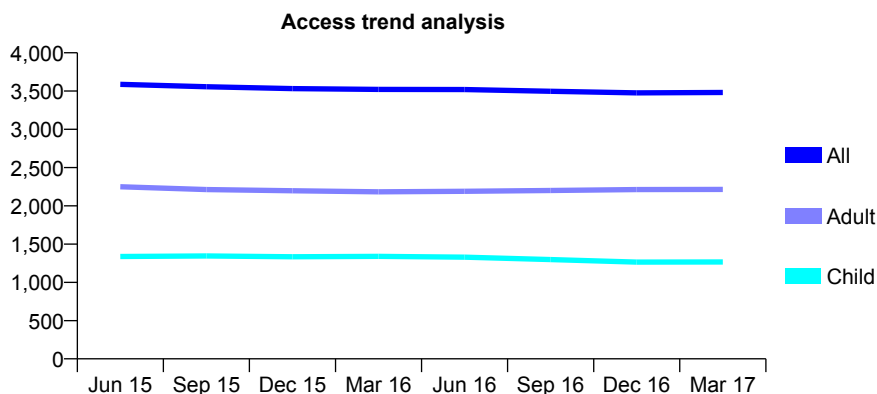
Q48 - Vital Signs At a Glance Contract Report for 113433/0001 - March 2017

Name or company name	Deysbrook Lane Partnership
Contract type name	GDS Contract
Purpose of contract	General
Contract start date	01/07/2011
Contract end date	

16/17 Contracted general activity (UDA)	11,000
Carry forward general activity (UDA)	62
16/17 Contracted orthodontic activity (UOA)	0
Carry forward orthodontic activity (UOA)	0
Baseline contract value	£280,611.96

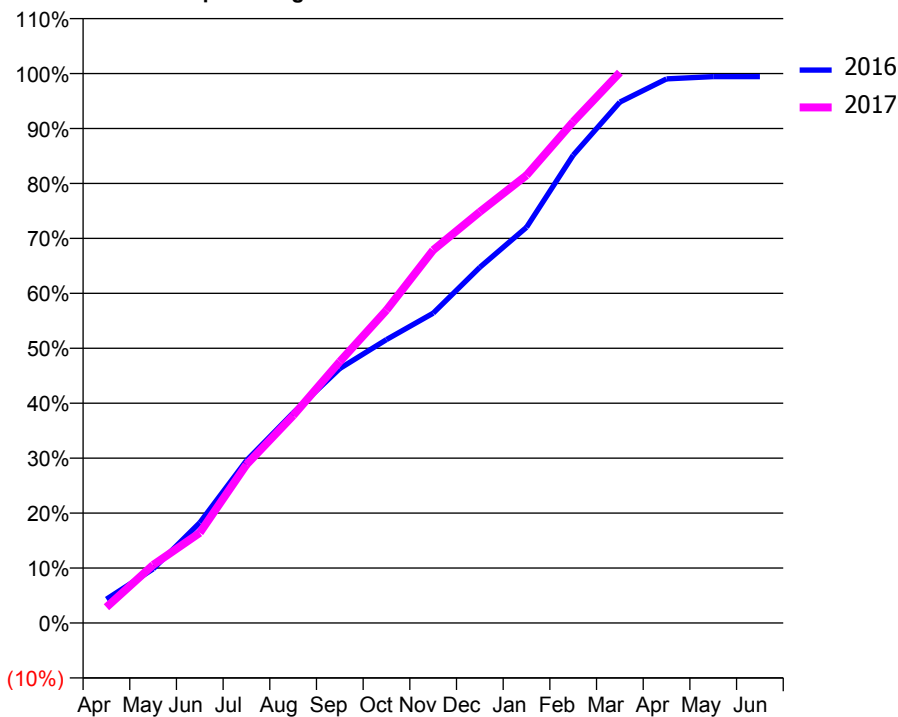
ACCESS*

Patients seen in 24 months	Total	Change since previous quarter
Quarter ending March 2016	3,522	
Quarter ending June 2016	3,519	→
Quarter ending September 2016	3,497	→
Quarter ending December 2016	3,477	→
Quarter ending March 2017	3,481	→
Variance since March 2016	(1.2%)	↓



ACTIVITY

Cumulative percentage of contracted UDA delivered 2016 & 2017



Month	Adjusted Scheduled Activity (UDA)	
	2016	2017
April	477	316
May	1,082	1,161
June	2,009	1,807
July	3,254	3,170
August	4,206	4,153
September	5,096	5,233
October	5,674	6,265
November	6,201	7,466
December	7,121	8,232
January	7,921	8,961
February	9,366	10,037
March	10,429	11,021
April	10,893	
May	10,938	
June	10,938	

QUALITY

	Quantity	Base Number	Contract	AT	Region	England
% of FP17s for the same patient ID Re-attending within 3 months - Children	227	2,107	10.8%	12.4%	13.3%	12.3%
% of FP17s for the same patient ID Re-attending within 3 months - Adults	637	3,157	20.2%	17.7%	17.3%	16.7%
% of FP17s for the same patient ID Re-attending between 3 & 9 months - Children	1,279	2,107	60.7%	53.8%	58.9%	57.6%
% of FP17s for the same patient ID Re-attending between 3 & 9 months - Adults	1,532	3,157	48.5%	44.6%	52.2%	50.1%
% of FP17s for Band 1 Urgent Courses	526	5,058	10.4%	11.5%	9.2%	9.1%
% of FP17s Relating to Free Repair or Replacements	58	5,058	1.1%	1.0%	1.0%	0.8%
% of FP17s Relating to Continuations	14	5,058	0.3%	1.4%	1.4%	1.2%
% of Patients satisfied with the dentistry they have received	10	10	100.0%	93.9%	93.1%	92.8%
% of Patients satisfied with the time they had to wait for an appointment	8	10	80.0%	89.4%	89.5%	88.7%

* This is based on patients treated on this contract for their most recent course of treatment. Figures in italics indicate the base number of FP17s or Patient Questionnaire responses are less than 100. N/A is shown where the base number of responses is less than 10 during the period. % is calculated as Quantity/Base number*100

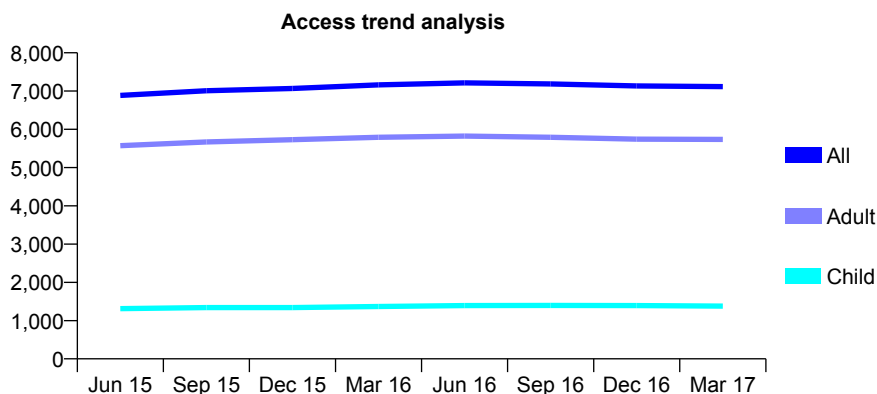
Q48 - Vital Signs At a Glance Contract Report for 116467/0001 - March 2017

Name or company name	Billinge DP Limited
Contract type name	GDS Contract
Purpose of contract	General
Contract start date	01/01/2010
Contract end date	

16/17 Contracted general activity (UDA)	19,900
Carry forward general activity (UDA)	0
16/17 Contracted orthodontic activity (UOA)	0
Carry forward orthodontic activity (UOA)	0
Baseline contract value	£469,749.71

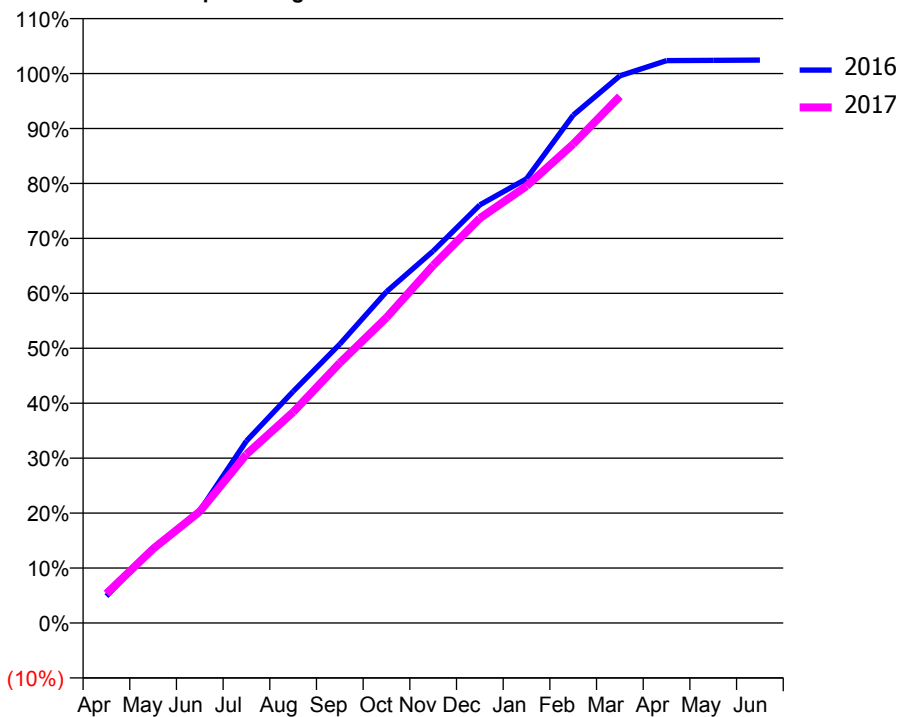
ACCESS*

Patients seen in 24 months	Total	Change since previous quarter
Quarter ending March 2016	7,162	
Quarter ending June 2016	7,215	→
Quarter ending September 2016	7,187	→
Quarter ending December 2016	7,135	→
Quarter ending March 2017	7,115	→
Variance since March 2016	(0.7%)	→



ACTIVITY

Cumulative percentage of contracted UDA delivered 2016 & 2017



Month	Adjusted Scheduled Activity (UDA)	
	2016	2017
April	971	1,063
May	2,721	2,689
June	4,068	4,040
July	6,592	6,113
August	8,386	7,638
September	10,102	9,421
October	11,997	11,060
November	13,471	12,951
December	15,142	14,659
January	16,089	15,821
February	18,391	17,343
March	19,818	19,075
April	20,366	
May	20,375	
June	20,386	

QUALITY

	Quantity	Base Number	Contract	AT	Region	England
% of FP17s for the same patient ID Re-attending within 3 months - Children	117	2,083	5.6%	12.4%	13.3%	12.3%
% of FP17s for the same patient ID Re-attending within 3 months - Adults	1,095	7,626	14.4%	17.7%	17.3%	16.7%
% of FP17s for the same patient ID Re-attending between 3 & 9 months - Children	1,320	2,083	63.4%	53.8%	58.9%	57.6%
% of FP17s for the same patient ID Re-attending between 3 & 9 months - Adults	3,700	7,626	48.5%	44.6%	52.2%	50.1%
% of FP17s for Band 1 Urgent Courses	588	9,403	6.3%	11.5%	9.2%	9.1%
% of FP17s Relating to Free Repair or Replacements	99	9,403	1.1%	1.0%	1.0%	0.8%
% of FP17s Relating to Continuations	263	9,403	2.8%	1.4%	1.4%	1.2%
% of Patients satisfied with the dentistry they have received	27	27	100.0%	93.9%	93.1%	92.8%
% of Patients satisfied with the time they had to wait for an appointment	25	27	92.6%	89.4%	89.5%	88.7%

* This is based on patients treated on this contract for their most recent course of treatment. Figures in italics indicate the base number of FP17s or Patient Questionnaire responses are less than 100. N/A is shown where the base number of responses is less than 10 during the period. % is calculated as Quantity/Base number*100

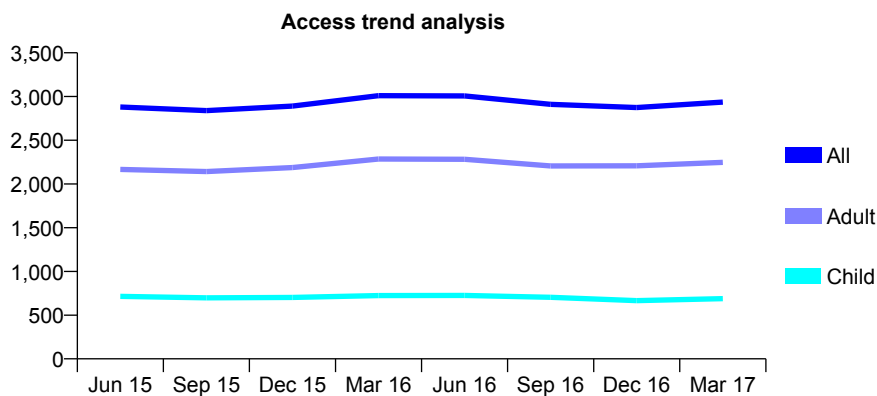
Q48 - Vital Signs At a Glance Contract Report for 117005/0001 - March 2017

Name or company name	Stecewicz
Contract type name	GDS Contract
Purpose of contract	General
Contract start date	01/04/2012
Contract end date	

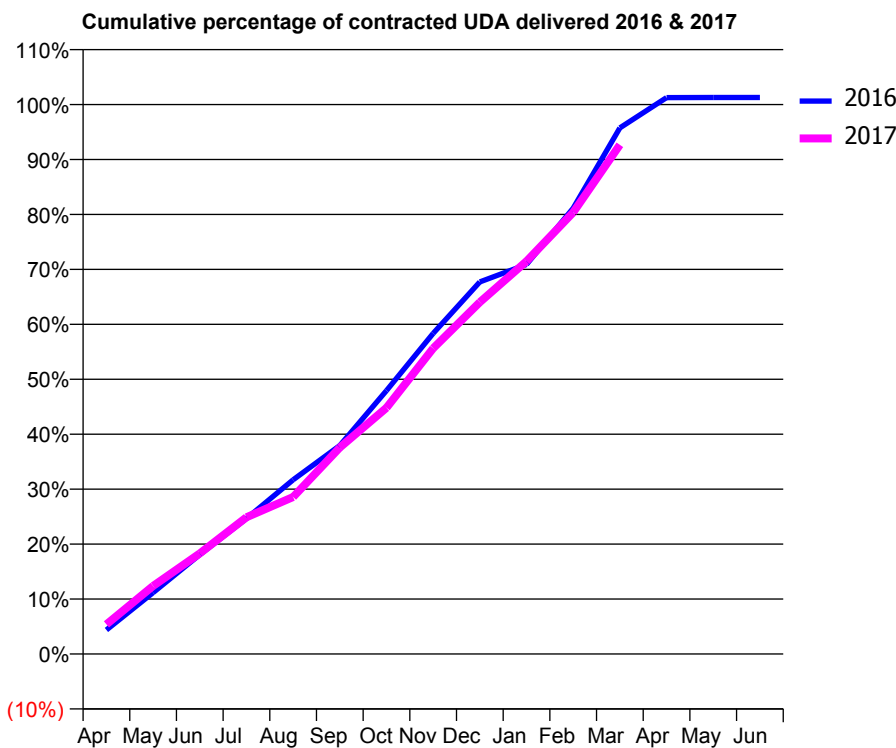
16/17 Contracted general activity (UDA)	10,700
Carry forward general activity (UDA)	0
16/17 Contracted orthodontic activity (UOA)	0
Carry forward orthodontic activity (UOA)	0
Baseline contract value	£234,651.30

ACCESS*

Patients seen in 24 months	Total	Change since previous quarter
Quarter ending March 2016	3,010	
Quarter ending June 2016	3,007	→
Quarter ending September 2016	2,910	↓
Quarter ending December 2016	2,874	↓
Quarter ending March 2017	2,936	↑
Variance since March 2016	(2.5%)	↓



ACTIVITY



Month	Adjusted Scheduled Activity (UDA)	
	2016	2017
April	468	577
May	1,196	1,325
June	1,935	1,959
July	2,638	2,662
August	3,391	3,058
September	4,059	4,021
October	5,130	4,794
November	6,245	5,953
December	7,246	6,851
January	7,587	7,649
February	8,680	8,599
March	10,245	9,915
April	10,833	
May	10,836	
June	10,836	

QUALITY

	Quantity	Base Number	Contract	AT	Region	England
% of FP17s for the same patient ID Re-attending within 3 months - Children	82	895	9.2%	12.4%	13.3%	12.3%
% of FP17s for the same patient ID Re-attending within 3 months - Adults	355	2,735	13.0%	17.7%	17.3%	16.7%
% of FP17s for the same patient ID Re-attending between 3 & 9 months - Children	426	895	47.6%	53.8%	58.9%	57.6%
% of FP17s for the same patient ID Re-attending between 3 & 9 months - Adults	1,269	2,735	46.4%	44.6%	52.2%	50.1%
% of FP17s for Band 1 Urgent Courses	301	3,436	8.8%	11.5%	9.2%	9.1%
% of FP17s Relating to Free Repair or Replacements	17	3,436	0.5%	1.0%	1.0%	0.8%
% of FP17s Relating to Continuations	16	3,436	0.5%	1.4%	1.4%	1.2%
% of Patients satisfied with the dentistry they have received	47	52	90.4%	93.9%	93.1%	92.8%
% of Patients satisfied with the time they had to wait for an appointment	43	52	82.7%	89.4%	89.5%	88.7%

* This is based on patients treated on this contract for their most recent course of treatment. Figures in italics indicate the base number of FP17s or Patient Questionnaire responses are less than 100. N/A is shown where the base number of responses is less than 10 during the period. % is calculated as Quantity/Base number*100

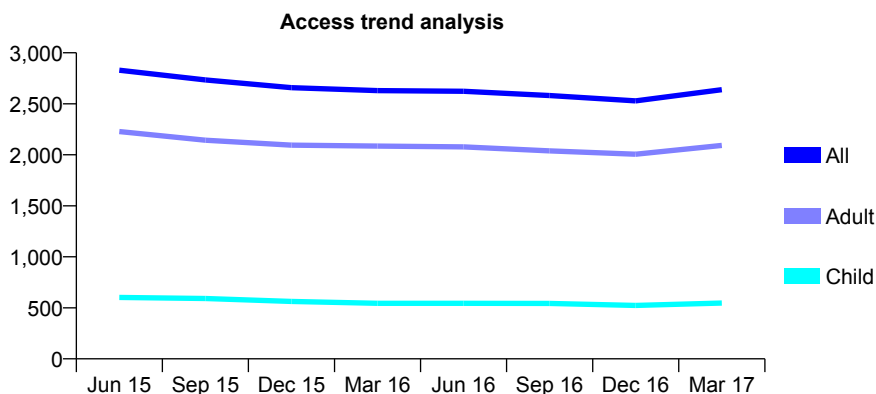
Q48 - Vital Signs At a Glance Contract Report for 121355/0001 - March 2017

Name or company name	J Walker & A Dunn
Contract type name	GDS Contract
Purpose of contract	General
Contract start date	01/04/2007
Contract end date	

16/17 Contracted general activity (UDA)	9,392
Carry forward general activity (UDA)	104
16/17 Contracted orthodontic activity (UOA)	0
Carry forward orthodontic activity (UOA)	0
Baseline contract value	£239,591.59

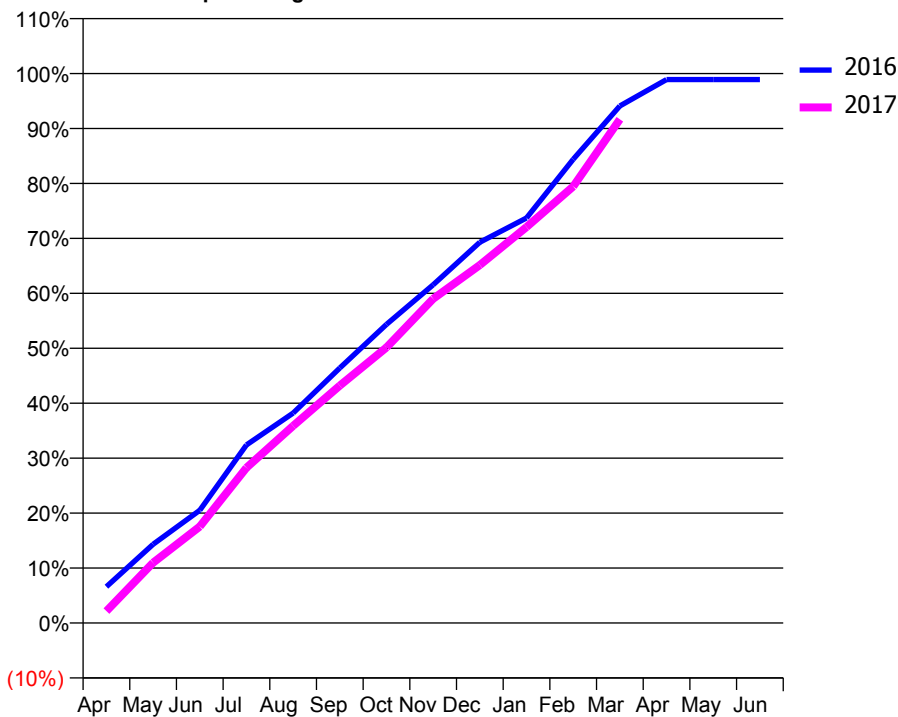
ACCESS*

Patients seen in 24 months	Total	Change since previous quarter
Quarter ending March 2016	2,630	
Quarter ending June 2016	2,623	→
Quarter ending September 2016	2,581	↓
Quarter ending December 2016	2,529	↓
Quarter ending March 2017	2,639	↑
Variance since March 2016	0.3%	→



ACTIVITY

Cumulative percentage of contracted UDA delivered 2016 & 2017



Month	Adjusted Scheduled Activity (UDA)	
	2016	2017
April	622	204
May	1,346	1,031
June	1,927	1,649
July	3,043	2,654
August	3,588	3,369
September	4,359	4,058
October	5,104	4,709
November	5,780	5,541
December	6,509	6,117
January	6,923	6,768
February	7,925	7,461
March	8,837	8,610
April	9,288	
May	9,288	
June	9,288	

QUALITY

	Quantity	Base Number	Contract	AT	Region	England
% of FP17s for the same patient ID Re-attending within 3 months - Children	72	765	9.4%	12.4%	13.3%	12.3%
% of FP17s for the same patient ID Re-attending within 3 months - Adults	788	3,227	24.4%	17.7%	17.3%	16.7%
% of FP17s for the same patient ID Re-attending between 3 & 9 months - Children	409	765	53.5%	53.8%	58.9%	57.6%
% of FP17s for the same patient ID Re-attending between 3 & 9 months - Adults	1,506	3,227	46.7%	44.6%	52.2%	50.1%
% of FP17s for Band 1 Urgent Courses	613	3,810	16.1%	11.5%	9.2%	9.1%
% of FP17s Relating to Free Repair or Replacements	18	3,810	0.5%	1.0%	1.0%	0.8%
% of FP17s Relating to Continuations	98	3,810	2.6%	1.4%	1.4%	1.2%
% of Patients satisfied with the dentistry they have received	9	9	N/A	93.9%	93.1%	92.8%
% of Patients satisfied with the time they had to wait for an appointment	9	9	N/A	89.4%	89.5%	88.7%

* This is based on patients treated on this contract for their most recent course of treatment. Figures in italics indicate the base number of FP17s or Patient Questionnaire responses are less than 100. N/A is shown where the base number of responses is less than 10 during the period. % is calculated as Quantity/Base number*100

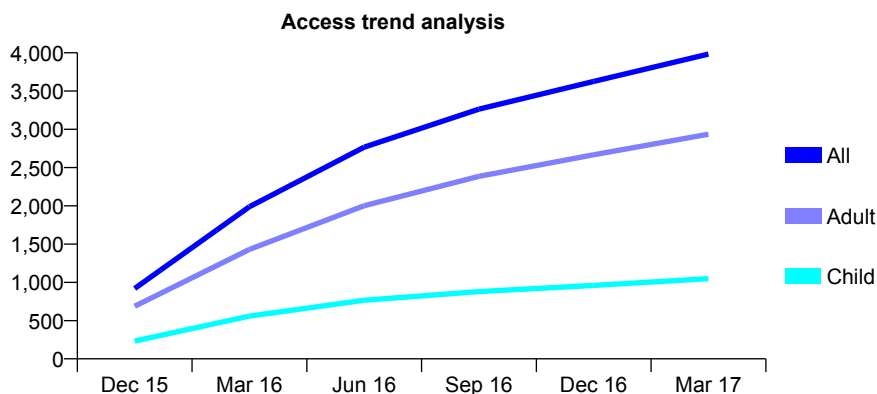
Q48 - Vital Signs At a Glance Contract Report for 121681/0001 - March 2017

Name or company name	Laurel Villa Dental
Contract type name	GDS Contract
Purpose of contract	General
Contract start date	01/10/2015
Contract end date	

16/17 Contracted general activity (UDA)	16,000
Carry forward general activity (UDA)	0
16/17 Contracted orthodontic activity (UOA)	0
Carry forward orthodontic activity (UOA)	0
Baseline contract value	£386,904.36

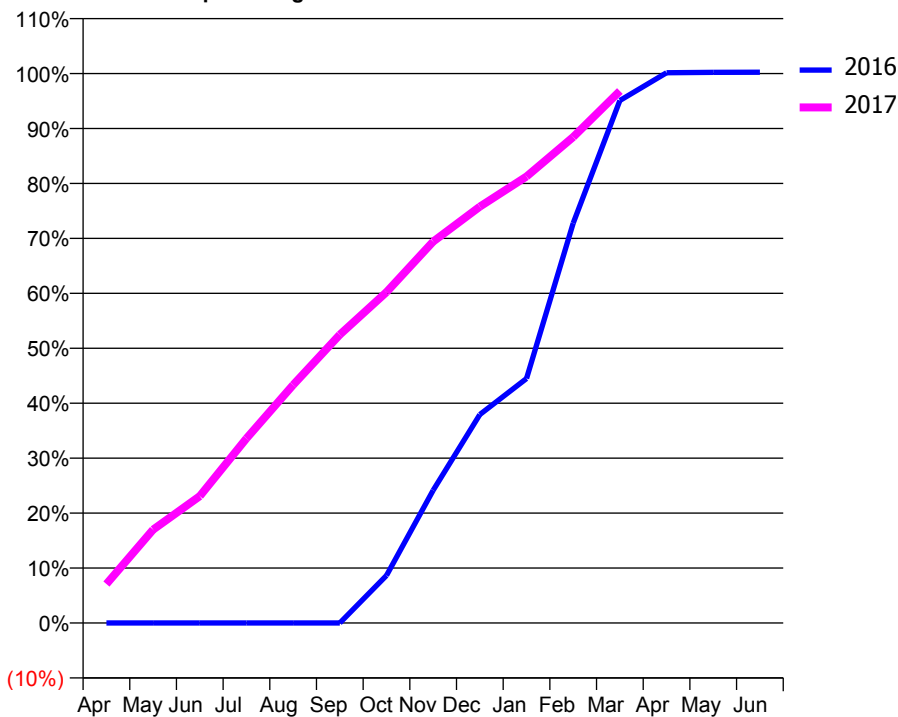
ACCESS*

Patients seen in 24 months	Total	Change since previous quarter
Quarter ending March 2016	1,988	
Quarter ending June 2016	2,767	↑
Quarter ending September 2016	3,264	↑
Quarter ending December 2016	3,626	↑
Quarter ending March 2017	3,984	↑
Variance since March 2016	100.4%	↑



ACTIVITY

Cumulative percentage of contracted UDA delivered 2016 & 2017



Month	Adjusted Scheduled Activity (UDA)	
	2016	2017
April	0	1,134
May	0	2,719
June	0	3,695
July	0	5,377
August	0	6,933
September	0	8,397
October	692	9,634
November	1,932	11,105
December	3,035	12,125
January	3,559	13,000
February	5,821	14,152
March	7,607	15,491
April	8,011	
May	8,017	
June	8,018	

QUALITY

	Quantity	Base Number	Contract	AT	Region	England
% of FP17s for the same patient ID Re-attending within 3 months - Children	134	1,360	9.9%	12.4%	13.3%	12.3%
% of FP17s for the same patient ID Re-attending within 3 months - Adults	840	4,021	20.9%	17.7%	17.3%	16.7%
% of FP17s for the same patient ID Re-attending between 3 & 9 months - Children	557	1,360	41.0%	53.8%	58.9%	57.6%
% of FP17s for the same patient ID Re-attending between 3 & 9 months - Adults	1,366	4,021	34.0%	44.6%	52.2%	50.1%
% of FP17s for Band 1 Urgent Courses	707	5,259	13.4%	11.5%	9.2%	9.1%
% of FP17s Relating to Free Repair or Replacements	44	5,259	0.8%	1.0%	1.0%	0.8%
% of FP17s Relating to Continuations	72	5,259	1.4%	1.4%	1.4%	1.2%
% of Patients satisfied with the dentistry they have received	9	9	N/A	93.9%	93.1%	92.8%
% of Patients satisfied with the time they had to wait for an appointment	7	9	N/A	89.4%	89.5%	88.7%

* This is based on patients treated on this contract for their most recent course of treatment. Figures in italics indicate the base number of FP17s or Patient Questionnaire responses are less than 100. N/A is shown where the base number of responses is less than 10 during the period. % is calculated as Quantity/Base number*100

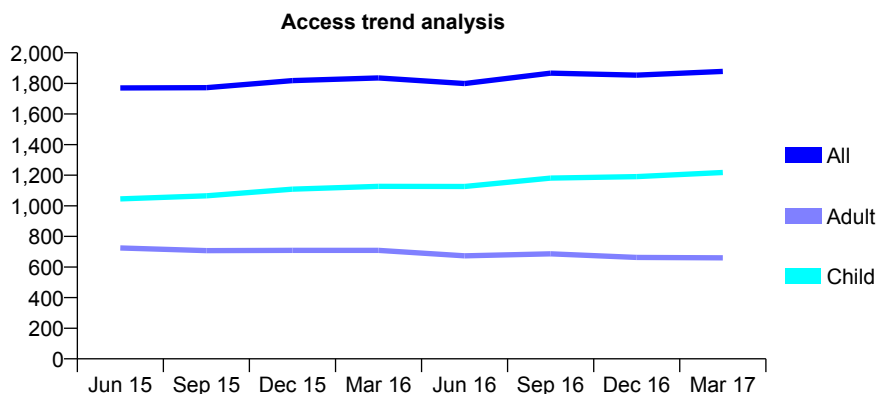
Q48 - Vital Signs At a Glance Contract Report for 122653/0001 - March 2017

Name or company name	Rose Lane Dental Practice
Contract type name	GDS Contract
Purpose of contract	General
Contract start date	01/04/2010
Contract end date	

16/17 Contracted general activity (UDA)	4,452
Carry forward general activity (UDA)	0
16/17 Contracted orthodontic activity (UOA)	0
Carry forward orthodontic activity (UOA)	0
Baseline contract value	£113,571.31

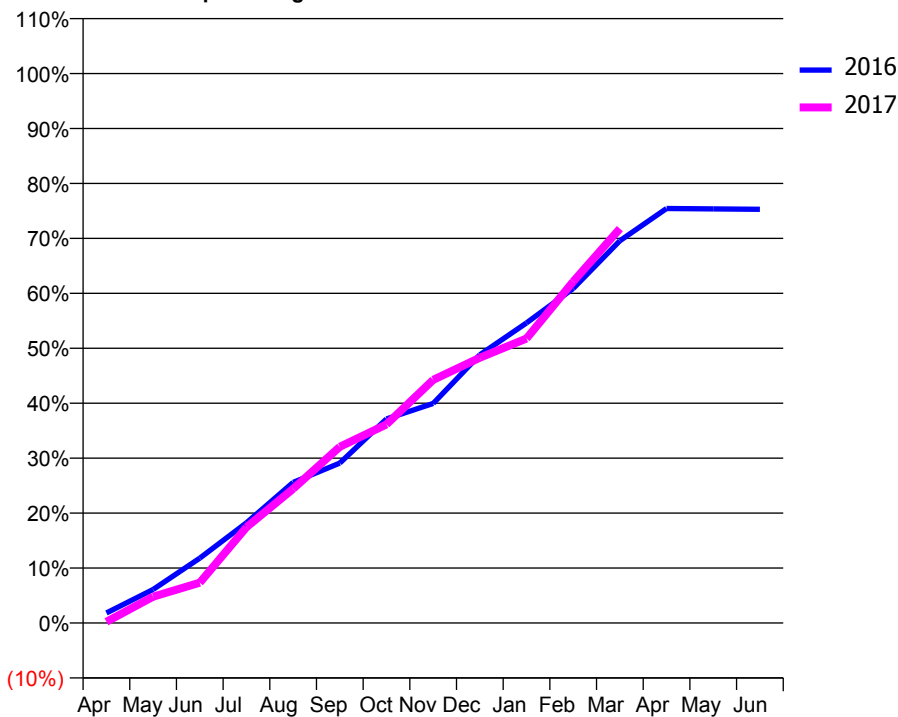
ACCESS*

Patients seen in 24 months	Total	Change since previous quarter
Quarter ending March 2016	1,836	
Quarter ending June 2016	1,799	↓
Quarter ending September 2016	1,867	↑
Quarter ending December 2016	1,854	→
Quarter ending March 2017	1,878	→
Variance since March 2016	2.3%	↑



ACTIVITY

Cumulative percentage of contracted UDA delivered 2016 & 2017



Adjusted Scheduled Activity (UDA)

Month	2016	2017
April	81	10
May	272	214
June	525	327
July	812	776
August	1,140	1,088
September	1,295	1,428
October	1,654	1,609
November	1,779	1,970
December	2,173	2,150
January	2,431	2,305
February	2,710	2,766
March	3,097	3,195
April	3,358	
May	3,355	
June	3,352	

QUALITY

	Quantity	Base Number	Contract	AT	Region	England
% of FP17s for the same patient ID Re-attending within 3 months - Children	133	1,559	8.5%	12.4%	13.3%	12.3%
% of FP17s for the same patient ID Re-attending within 3 months - Adults	35	569	6.2%	17.7%	17.3%	16.7%
% of FP17s for the same patient ID Re-attending between 3 & 9 months - Children	703	1,559	45.1%	53.8%	58.9%	57.6%
% of FP17s for the same patient ID Re-attending between 3 & 9 months - Adults	197	569	34.6%	44.6%	52.2%	50.1%
% of FP17s for Band 1 Urgent Courses	34	1,953	1.7%	11.5%	9.2%	9.1%
% of FP17s Relating to Free Repair or Replacements	0	1,953	0.0%	1.0%	1.0%	0.8%
% of FP17s Relating to Continuations	1	1,953	0.1%	1.4%	1.4%	1.2%
% of Patients satisfied with the dentistry they have received	4	4	N/A	93.9%	93.1%	92.8%
% of Patients satisfied with the time they had to wait for an appointment	4	4	N/A	89.4%	89.5%	88.7%

* This is based on patients treated on this contract for their most recent course of treatment. Figures in italics indicate the base number of FP17s or Patient Questionnaire responses are less than 100. N/A is shown where the base number of responses is less than 10 during the period. % is calculated as Quantity/Base number*100

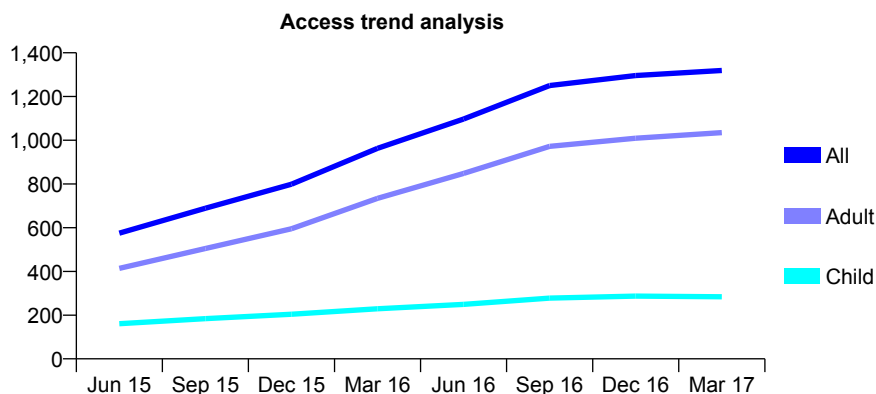
Q48 - Vital Signs At a Glance Contract Report for 122858/0001 - March 2017

Name or company name	Baycliff Dental Practices
Contract type name	GDS Contract
Purpose of contract	General
Contract start date	01/10/2014
Contract end date	

16/17 Contracted general activity (UDA)	6,769
Carry forward general activity (UDA)	0
16/17 Contracted orthodontic activity (UOA)	0
Carry forward orthodontic activity (UOA)	0
Baseline contract value	£172,678.39

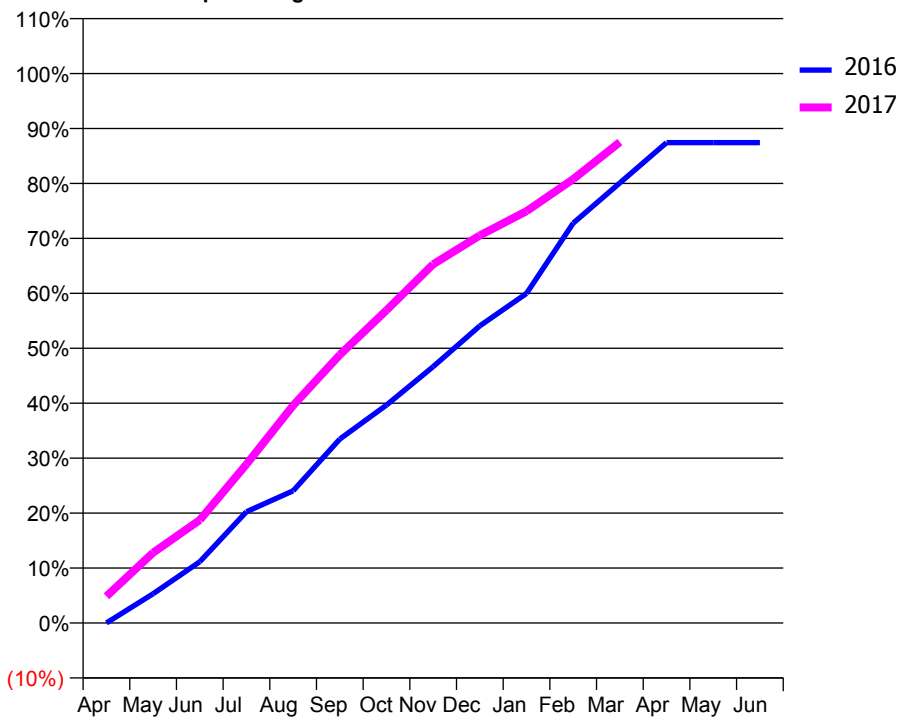
ACCESS*

Patients seen in 24 months	Total	Change since previous quarter
Quarter ending March 2016	963	
Quarter ending June 2016	1,097	↑
Quarter ending September 2016	1,250	↑
Quarter ending December 2016	1,296	↑
Quarter ending March 2017	1,319	→
Variance since March 2016	37.0%	↑



ACTIVITY

Cumulative percentage of contracted UDA delivered 2016 & 2017



Month	Adjusted Scheduled Activity (UDA)	
	2016	2017
April	0	329
May	361	866
June	756	1,269
July	1,371	1,955
August	1,629	2,680
September	2,267	3,304
October	2,685	3,854
November	3,158	4,419
December	3,661	4,774
January	4,059	5,074
February	4,926	5,468
March	5,422	5,924
April	5,918	
May	5,918	
June	5,918	

QUALITY

	Quantity	Base Number	Contract	AT	Region	England
% of FP17s for the same patient ID Re-attending within 3 months - Children	31	344	9.0%	12.4%	13.3%	12.3%
% of FP17s for the same patient ID Re-attending within 3 months - Adults	228	1,237	18.4%	17.7%	17.3%	16.7%
% of FP17s for the same patient ID Re-attending between 3 & 9 months - Children	119	344	34.6%	53.8%	58.9%	57.6%
% of FP17s for the same patient ID Re-attending between 3 & 9 months - Adults	393	1,237	31.8%	44.6%	52.2%	50.1%
% of FP17s for Band 1 Urgent Courses	224	1,473	15.2%	11.5%	9.2%	9.1%
% of FP17s Relating to Free Repair or Replacements	0	1,473	0.0%	1.0%	1.0%	0.8%
% of FP17s Relating to Continuations	11	1,473	0.7%	1.4%	1.4%	1.2%
% of Patients satisfied with the dentistry they have received	4	5	N/A	93.9%	93.1%	92.8%
% of Patients satisfied with the time they had to wait for an appointment	5	5	N/A	89.4%	89.5%	88.7%

* This is based on patients treated on this contract for their most recent course of treatment. Figures in italics indicate the base number of FP17s or Patient Questionnaire responses are less than 100. N/A is shown where the base number of responses is less than 10 during the period. % is calculated as Quantity/Base number*100

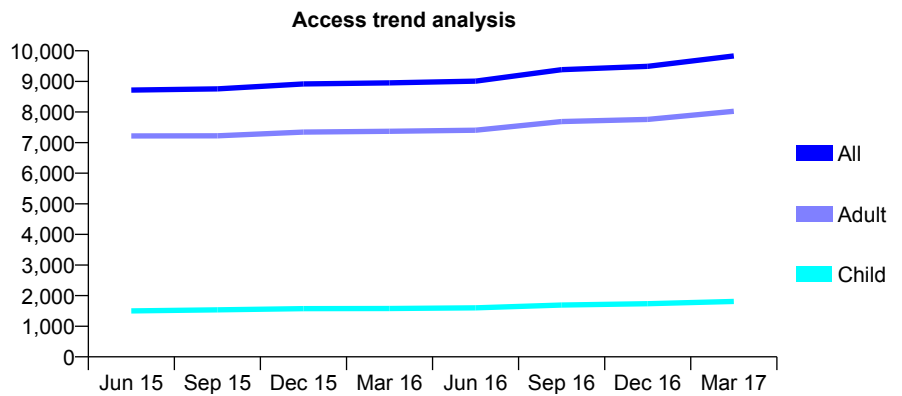
Q48 - Vital Signs At a Glance Contract Report for 123293/0001 - March 2017

Name or company name	Smithdown Dental Practice
Contract type name	GDS Contract
Purpose of contract	General
Contract start date	01/10/2011
Contract end date	

16/17 Contracted general activity (UDA)	27,825
Carry forward general activity (UDA)	0
16/17 Contracted orthodontic activity (UOA)	0
Carry forward orthodontic activity (UOA)	0
Baseline contract value	£753,500.70

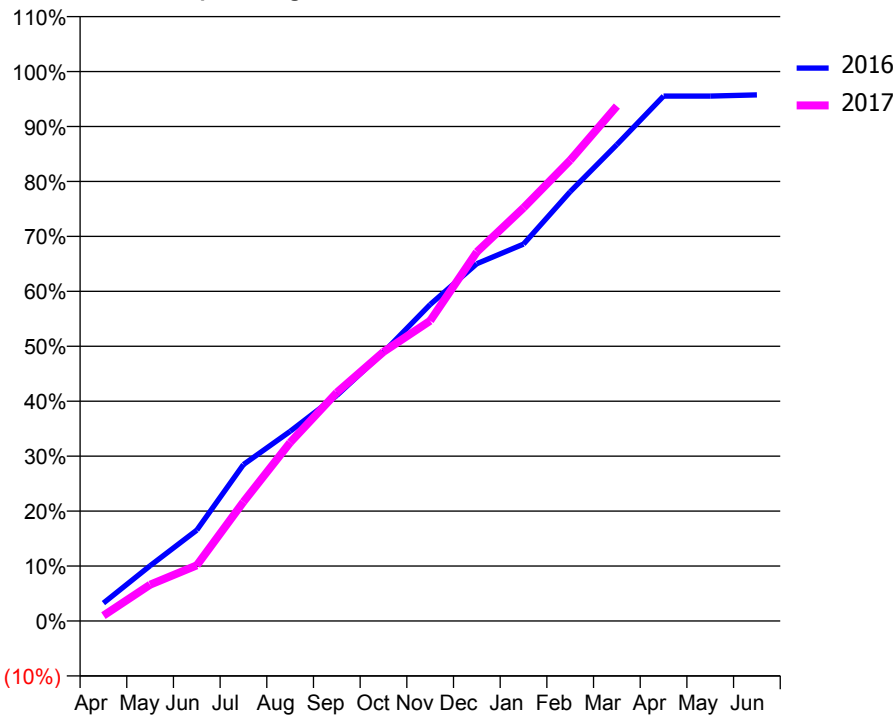
ACCESS*

Patients seen in 24 months	Total	Change since previous quarter
Quarter ending March 2016	8,952	
Quarter ending June 2016	9,007	→
Quarter ending September 2016	9,382	↑
Quarter ending December 2016	9,493	→
Quarter ending March 2017	9,833	↑
Variance since March 2016	9.8%	↑



ACTIVITY

Cumulative percentage of contracted UDA delivered 2016 & 2017



Month	Adjusted Scheduled Activity (UDA)	
	2016	2017
April	908	272
May	2,797	1,842
June	4,601	2,822
July	7,921	6,030
August	9,606	9,036
September	11,424	11,572
October	13,611	13,627
November	16,028	15,202
December	18,094	18,687
January	19,083	20,921
February	21,741	23,331
March	24,126	26,075
April	26,580	
May	26,578	
June	26,644	

QUALITY

	Quantity	Base Number	Contract	AT	Region	England
% of FP17s for the same patient ID Re-attending within 3 months - Children	78	2,074	3.8%	12.4%	13.3%	12.3%
% of FP17s for the same patient ID Re-attending within 3 months - Adults	669	8,566	7.8%	17.7%	17.3%	16.7%
% of FP17s for the same patient ID Re-attending between 3 & 9 months - Children	628	2,074	30.3%	53.8%	58.9%	57.6%
% of FP17s for the same patient ID Re-attending between 3 & 9 months - Adults	2,539	8,566	29.6%	44.6%	52.2%	50.1%
% of FP17s for Band 1 Urgent Courses	1,366	9,719	14.1%	11.5%	9.2%	9.1%
% of FP17s Relating to Free Repair or Replacements	44	9,719	0.5%	1.0%	1.0%	0.8%
% of FP17s Relating to Continuations	1	9,719	0.0%	1.4%	1.4%	1.2%
% of Patients satisfied with the dentistry they have received	21	25	84.0%	93.9%	93.1%	92.8%
% of Patients satisfied with the time they had to wait for an appointment	22	25	88.0%	89.4%	89.5%	88.7%

* This is based on patients treated on this contract for their most recent course of treatment. Figures in italics indicate the base number of FP17s or Patient Questionnaire responses are less than 100. N/A is shown where the base number of responses is less than 10 during the period. % is calculated as Quantity/Base number*100

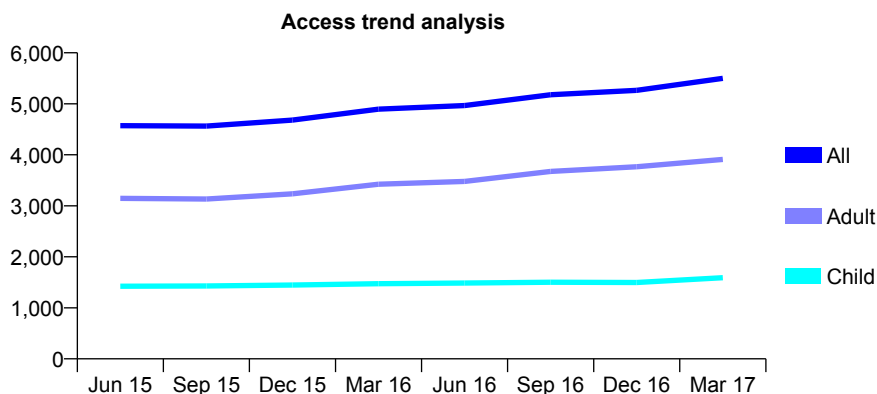
Q48 - Vital Signs At a Glance Contract Report for 124494/0001 - March 2017

Name or company name	J Powell & D Collins
Contract type name	GDS Contract
Purpose of contract	General
Contract start date	01/04/2010
Contract end date	

16/17 Contracted general activity (UDA)	15,654
Carry forward general activity (UDA)	0
16/17 Contracted orthodontic activity (UOA)	0
Carry forward orthodontic activity (UOA)	0
Baseline contract value	£495,644.72

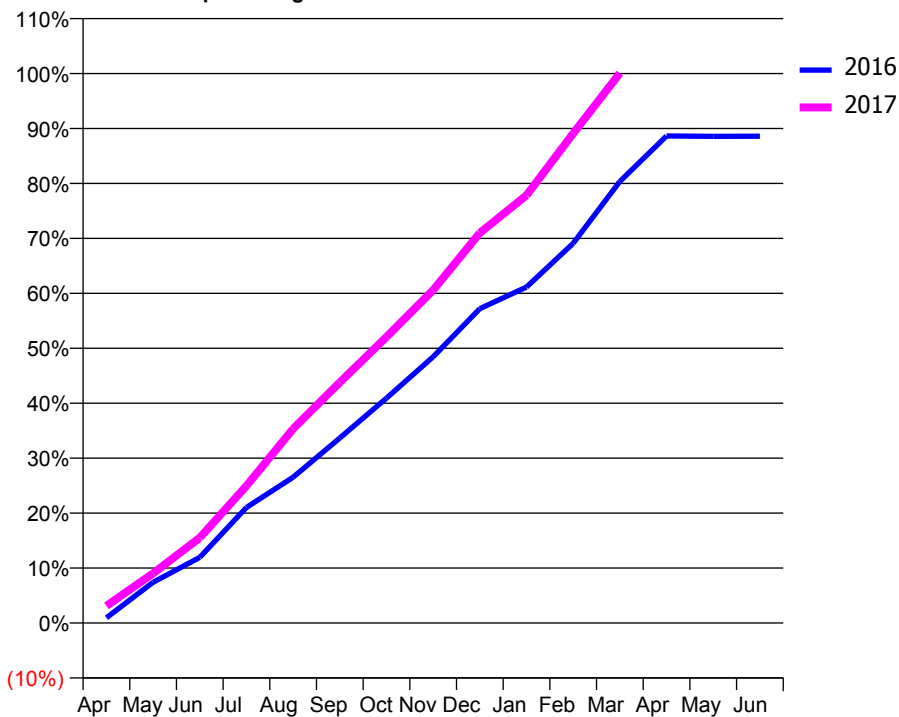
ACCESS*

Patients seen in 24 months	Total	Change since previous quarter
Quarter ending March 2016	4,895	
Quarter ending June 2016	4,966	→
Quarter ending September 2016	5,177	↑
Quarter ending December 2016	5,263	→
Quarter ending March 2017	5,500	↑
Variance since March 2016	12.4%	↑



ACTIVITY

Cumulative percentage of contracted UDA delivered 2016 & 2017



Month	Adjusted Scheduled Activity (UDA)	
	2016	2017
April	149	487
May	1,162	1,416
June	1,872	2,429
July	3,292	3,905
August	4,154	5,534
September	5,270	6,856
October	6,408	8,150
November	7,586	9,483
December	8,954	11,114
January	9,572	12,185
February	10,816	13,948
March	12,581	15,663
April	13,877	
May	13,865	
June	13,868	

QUALITY

	Quantity	Base Number	Contract	AT	Region	England
% of FP17s for the same patient ID Re-attending within 3 months - Children	233	2,395	9.7%	12.4%	13.3%	12.3%
% of FP17s for the same patient ID Re-attending within 3 months - Adults	1,419	6,071	23.4%	17.7%	17.3%	16.7%
% of FP17s for the same patient ID Re-attending between 3 & 9 months - Children	1,123	2,395	46.9%	53.8%	58.9%	57.6%
% of FP17s for the same patient ID Re-attending between 3 & 9 months - Adults	2,547	6,071	42.0%	44.6%	52.2%	50.1%
% of FP17s for Band 1 Urgent Courses	808	7,957	10.2%	11.5%	9.2%	9.1%
% of FP17s Relating to Free Repair or Replacements	155	7,957	1.9%	1.0%	1.0%	0.8%
% of FP17s Relating to Continuations	241	7,957	3.0%	1.4%	1.4%	1.2%
% of Patients satisfied with the dentistry they have received	11	11	100.0%	93.9%	93.1%	92.8%
% of Patients satisfied with the time they had to wait for an appointment	10	11	90.9%	89.4%	89.5%	88.7%

* This is based on patients treated on this contract for their most recent course of treatment. Figures in italics indicate the base number of FP17s or Patient Questionnaire responses are less than 100. N/A is shown where the base number of responses is less than 10 during the period. % is calculated as Quantity/Base number*100

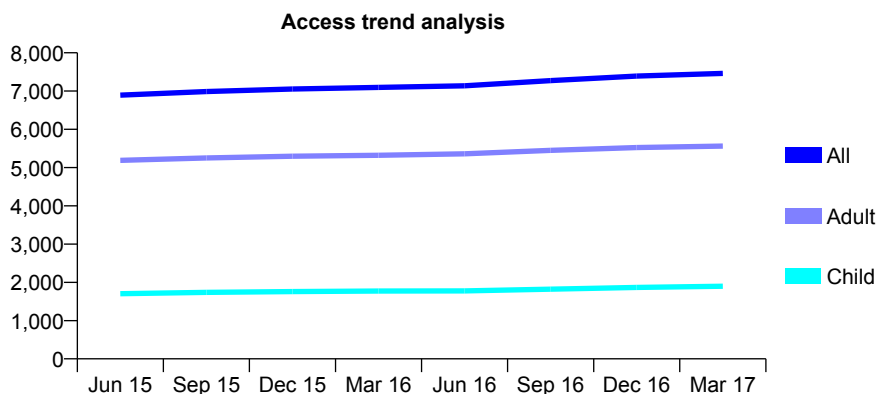
Q48 - Vital Signs At a Glance Contract Report for 124834/0001 - March 2017

Name or company name	Alverna House Dental Practice Ltd
Contract type name	GDS Contract
Purpose of contract	General
Contract start date	01/04/2009
Contract end date	

16/17 Contracted general activity (UDA)	21,000
Carry forward general activity (UDA)	0
16/17 Contracted orthodontic activity (UOA)	0
Carry forward orthodontic activity (UOA)	0
Baseline contract value	£592,942.37

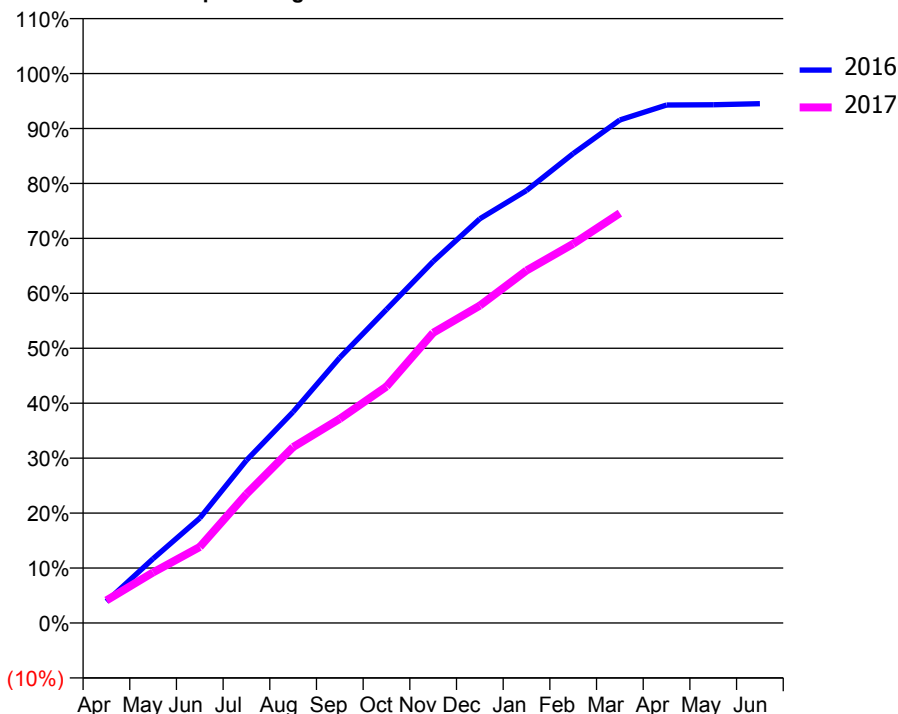
ACCESS*

Patients seen in 24 months	Total	Change since previous quarter
Quarter ending March 2016	7,094	
Quarter ending June 2016	7,138	→
Quarter ending September 2016	7,273	→
Quarter ending December 2016	7,392	→
Quarter ending March 2017	7,461	→
Variance since March 2016	5.2%	↑



ACTIVITY

Cumulative percentage of contracted UDA delivered 2016 & 2017



Month	Adjusted Scheduled Activity (UDA)	
	2016	2017
April	825	866
May	2,458	1,934
June	4,010	2,910
July	6,220	4,929
August	8,072	6,727
September	10,141	7,806
October	11,984	9,040
November	13,816	11,091
December	15,450	12,132
January	16,530	13,471
February	17,941	14,489
March	19,227	15,663
April	19,797	
May	19,804	
June	19,848	

QUALITY

	Quantity	Base Number	Contract	AT	Region	England
% of FP17s for the same patient ID Re-attending within 3 months - Children	383	2,717	14.1%	12.4%	13.3%	12.3%
% of FP17s for the same patient ID Re-attending within 3 months - Adults	1,043	6,444	16.2%	17.7%	17.3%	16.7%
% of FP17s for the same patient ID Re-attending between 3 & 9 months - Children	1,380	2,717	50.8%	53.8%	58.9%	57.6%
% of FP17s for the same patient ID Re-attending between 3 & 9 months - Adults	2,744	6,444	42.6%	44.6%	52.2%	50.1%
% of FP17s for Band 1 Urgent Courses	983	7,995	12.3%	11.5%	9.2%	9.1%
% of FP17s Relating to Free Repair or Replacements	60	7,995	0.8%	1.0%	1.0%	0.8%
% of FP17s Relating to Continuations	37	7,995	0.5%	1.4%	1.4%	1.2%
% of Patients satisfied with the dentistry they have received	5	8	N/A	93.9%	93.1%	92.8%
% of Patients satisfied with the time they had to wait for an appointment	7	8	N/A	89.4%	89.5%	88.7%

* This is based on patients treated on this contract for their most recent course of treatment. Figures in italics indicate the base number of FP17s or Patient Questionnaire responses are less than 100. N/A is shown where the base number of responses is less than 10 during the period. % is calculated as Quantity/Base number*100

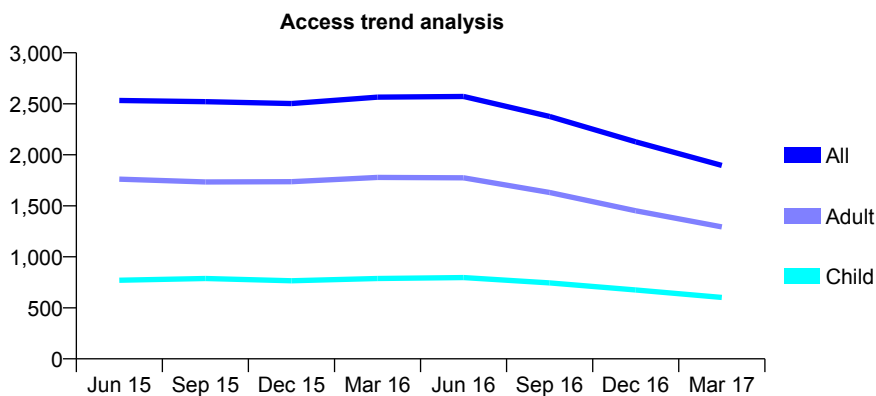
Q48 - Vital Signs At a Glance Contract Report for 125547/0001 - March 2017

Name or company name	Parr Dental Surgery Limited
Contract type name	GDS Contract
Purpose of contract	General
Contract start date	01/01/2012
Contract end date	

16/17 Contracted general activity (UDA)	8,000
Carry forward general activity (UDA)	0
16/17 Contracted orthodontic activity (UOA)	0
Carry forward orthodontic activity (UOA)	0
Baseline contract value	£188,524.88

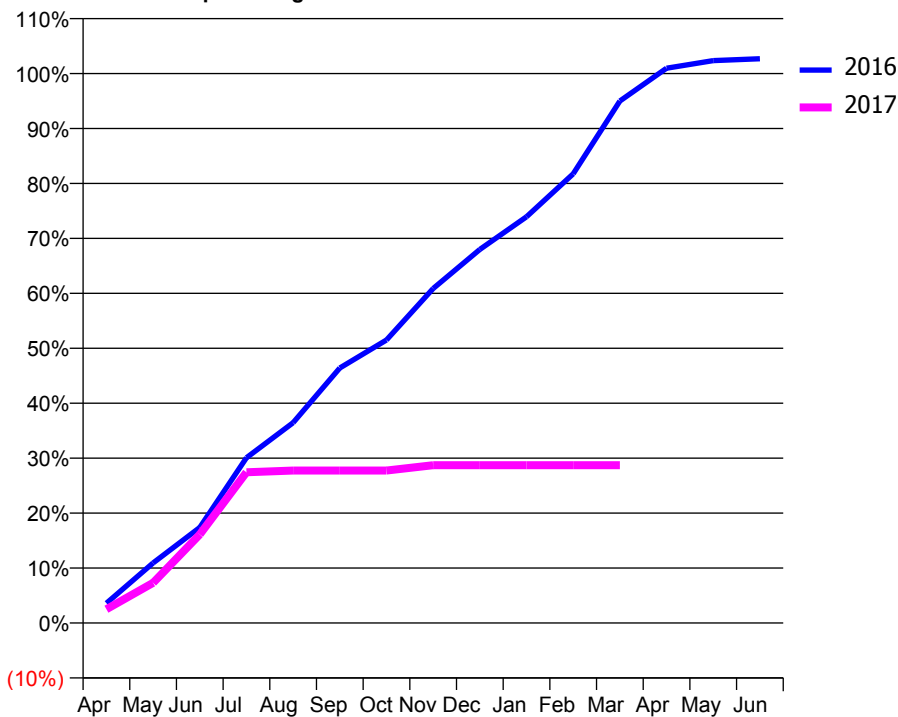
ACCESS*

Patients seen in 24 months	Total	Change since previous quarter
Quarter ending March 2016	2,565	
Quarter ending June 2016	2,572	→
Quarter ending September 2016	2,376	↓
Quarter ending December 2016	2,127	↓
Quarter ending March 2017	1,896	↓
Variance since March 2016	(26.1%)	↓



ACTIVITY

Cumulative percentage of contracted UDA delivered 2016 & 2017



Month	Adjusted Scheduled Activity (UDA)	
	2016	2017
April	288	200
May	875	585
June	1,391	1,289
July	2,406	2,195
August	2,918	2,219
September	3,714	2,219
October	4,121	2,219
November	4,870	2,298
December	5,438	2,298
January	5,914	2,298
February	6,540	2,298
March	7,599	2,298
April	8,076	
May	8,187	
June	8,216	

QUALITY

	Quantity	Base Number	Contract	AT	Region	England
% of FP17s for the same patient ID Re-attending within 3 months - Children	23	330	7.0%	12.4%	13.3%	12.3%
% of FP17s for the same patient ID Re-attending within 3 months - Adults	82	598	13.7%	17.7%	17.3%	16.7%
% of FP17s for the same patient ID Re-attending between 3 & 9 months - Children	135	330	40.9%	53.8%	58.9%	57.6%
% of FP17s for the same patient ID Re-attending between 3 & 9 months - Adults	191	598	31.9%	44.6%	52.2%	50.1%
% of FP17s for Band 1 Urgent Courses	81	725	11.2%	11.5%	9.2%	9.1%
% of FP17s Relating to Free Repair or Replacements	2	725	0.3%	1.0%	1.0%	0.8%
% of FP17s Relating to Continuations	4	725	0.6%	1.4%	1.4%	1.2%
% of Patients satisfied with the dentistry they have received	5	6	N/A	93.9%	93.1%	92.8%
% of Patients satisfied with the time they had to wait for an appointment	5	6	N/A	89.4%	89.5%	88.7%

* This is based on patients treated on this contract for their most recent course of treatment. Figures in italics indicate the base number of FP17s or Patient Questionnaire responses are less than 100. N/A is shown where the base number of responses is less than 10 during the period. % is calculated as Quantity/Base number*100

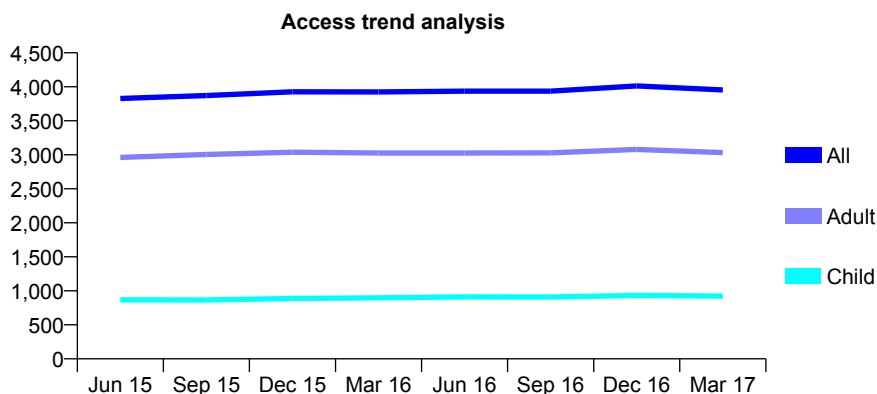
Q48 - Vital Signs At a Glance Contract Report for 126942/0001 - March 2017

Name or company name	Windle House Dental
Contract type name	PDS Contract
Purpose of contract	General
Contract start date	21/03/2013
Contract end date	20/03/2023

16/17 Contracted general activity (UDA)	15,000
Carry forward general activity (UDA)	0
16/17 Contracted orthodontic activity (UOA)	0
Carry forward orthodontic activity (UOA)	0
Baseline contract value	£404,275.24

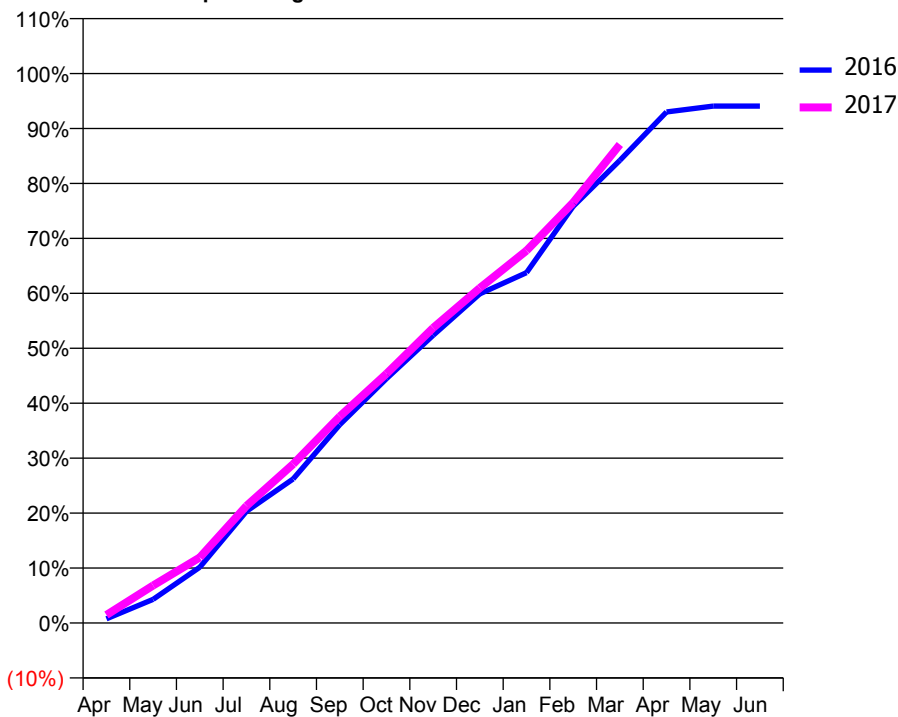
ACCESS*

Patients seen in 24 months	Total	Change since previous quarter
Quarter ending March 2016	3,924	
Quarter ending June 2016	3,937	→
Quarter ending September 2016	3,937	→
Quarter ending December 2016	4,012	→
Quarter ending March 2017	3,954	↓
Variance since March 2016	0.8%	→



ACTIVITY

Cumulative percentage of contracted UDA delivered 2016 & 2017



Month	Adjusted Scheduled Activity (UDA)	
	2016	2017
April	115	221
May	647	1,024
June	1,522	1,791
July	3,047	3,197
August	3,935	4,337
September	5,416	5,641
October	6,671	6,806
November	7,854	8,057
December	8,986	9,145
January	9,564	10,164
February	11,373	11,480
March	12,628	13,064
April	13,951	
May	14,112	
June	14,112	

QUALITY

	Quantity	Base Number	Contract	AT	Region	England
% of FP17s for the same patient ID Re-attending within 3 months - Children	186	1,482	12.6%	12.4%	13.3%	12.3%
% of FP17s for the same patient ID Re-attending within 3 months - Adults	912	4,257	21.4%	17.7%	17.3%	16.7%
% of FP17s for the same patient ID Re-attending between 3 & 9 months - Children	874	1,482	59.0%	53.8%	58.9%	57.6%
% of FP17s for the same patient ID Re-attending between 3 & 9 months - Adults	1,983	4,257	46.6%	44.6%	52.2%	50.1%
% of FP17s for Band 1 Urgent Courses	703	5,214	13.5%	11.5%	9.2%	9.1%
% of FP17s Relating to Free Repair or Replacements	143	5,214	2.7%	1.0%	1.0%	0.8%
% of FP17s Relating to Continuations	67	5,214	1.3%	1.4%	1.4%	1.2%
% of Patients satisfied with the dentistry they have received	10	10	100.0%	93.9%	93.1%	92.8%
% of Patients satisfied with the time they had to wait for an appointment	10	10	100.0%	89.4%	89.5%	88.7%

* This is based on patients treated on this contract for their most recent course of treatment. Figures in italics indicate the base number of FP17s or Patient Questionnaire responses are less than 100. N/A is shown where the base number of responses is less than 10 during the period. % is calculated as Quantity/Base number*100

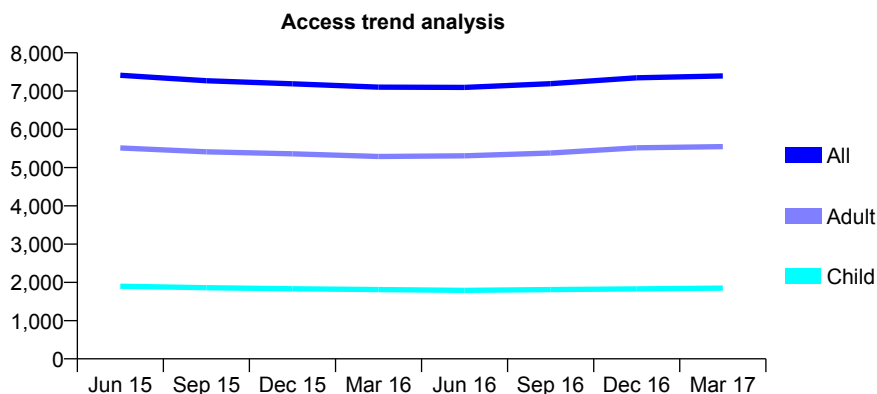
Q48 - Vital Signs At a Glance Contract Report for 127450/0001 - March 2017

Name or company name	The Kirkby Family Dental Centre
Contract type name	GDS Contract
Purpose of contract	General
Contract start date	01/04/2006
Contract end date	

16/17 Contracted general activity (UDA)	31,738
Carry forward general activity (UDA)	0
16/17 Contracted orthodontic activity (UOA)	0
Carry forward orthodontic activity (UOA)	0
Baseline contract value	£813,668.77

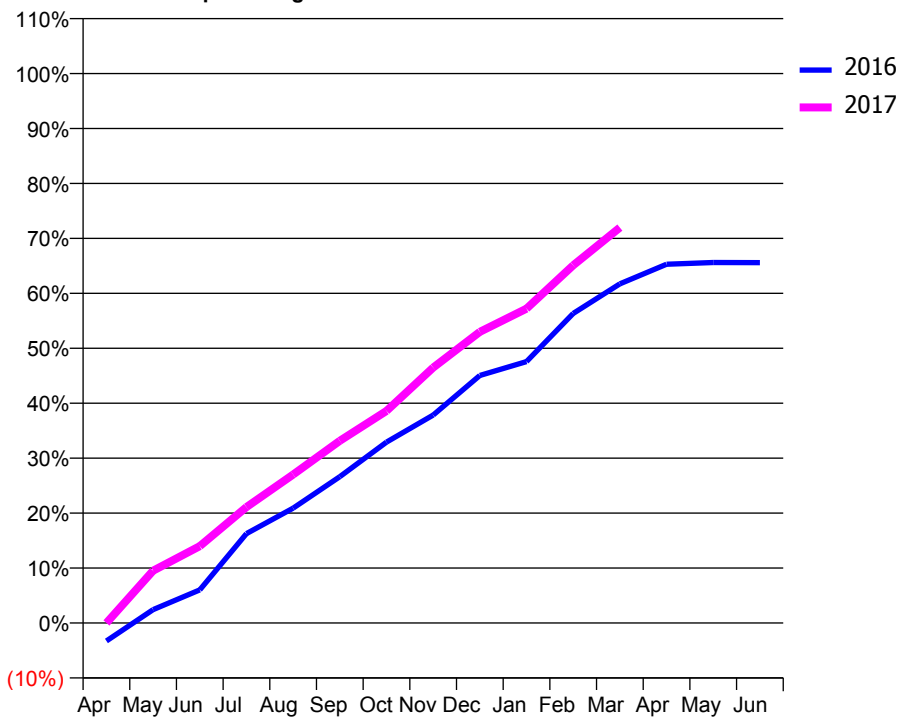
ACCESS*

Patients seen in 24 months	Total	Change since previous quarter
Quarter ending March 2016	7,102	
Quarter ending June 2016	7,097	→
Quarter ending September 2016	7,193	→
Quarter ending December 2016	7,345	↑
Quarter ending March 2017	7,395	→
Variance since March 2016	4.1%	↑



ACTIVITY

Cumulative percentage of contracted UDA delivered 2016 & 2017



Month	Adjusted Scheduled Activity (UDA)	
	2016	2017
April	-1,043	0
May	778	3,021
June	1,917	4,437
July	5,162	6,697
August	6,639	8,575
September	8,451	10,521
October	10,445	12,250
November	12,008	14,750
December	14,301	16,816
January	15,100	18,161
February	17,881	20,663
March	19,590	22,838
April	20,720	
May	20,825	
June	20,816	

QUALITY

	Quantity	Base Number	Contract	AT	Region	England
% of FP17s for the same patient ID Re-attending within 3 months - Children	173	2,341	7.4%	12.4%	13.3%	12.3%
% of FP17s for the same patient ID Re-attending within 3 months - Adults	793	6,533	12.1%	17.7%	17.3%	16.7%
% of FP17s for the same patient ID Re-attending between 3 & 9 months - Children	1,106	2,341	47.2%	53.8%	58.9%	57.6%
% of FP17s for the same patient ID Re-attending between 3 & 9 months - Adults	2,982	6,533	45.6%	44.6%	52.2%	50.1%
% of FP17s for Band 1 Urgent Courses	694	8,361	8.3%	11.5%	9.2%	9.1%
% of FP17s Relating to Free Repair or Replacements	41	8,361	0.5%	1.0%	1.0%	0.8%
% of FP17s Relating to Continuations	34	8,361	0.4%	1.4%	1.4%	1.2%
% of Patients satisfied with the dentistry they have received	10	11	90.9%	93.9%	93.1%	92.8%
% of Patients satisfied with the time they had to wait for an appointment	8	11	72.7%	89.4%	89.5%	88.7%

* This is based on patients treated on this contract for their most recent course of treatment. Figures in italics indicate the base number of FP17s or Patient Questionnaire responses are less than 100. N/A is shown where the base number of responses is less than 10 during the period. % is calculated as Quantity/Base number*100

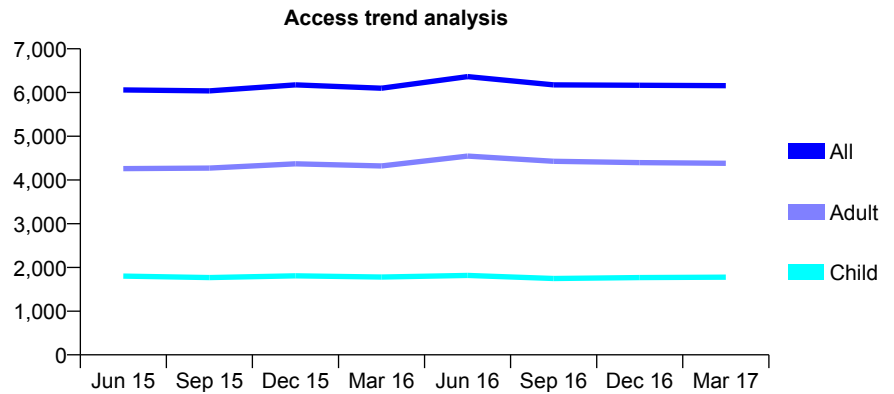
Q48 - Vital Signs At a Glance Contract Report for 128058/0001 - March 2017

Name or company name	The Towerhill Family Dental Centre
Contract type name	GDS Contract
Purpose of contract	General
Contract start date	01/04/2006
Contract end date	

16/17 Contracted general activity (UDA)	21,158
Carry forward general activity (UDA)	0
16/17 Contracted orthodontic activity (UOA)	0
Carry forward orthodontic activity (UOA)	0
Baseline contract value	£542,445.86

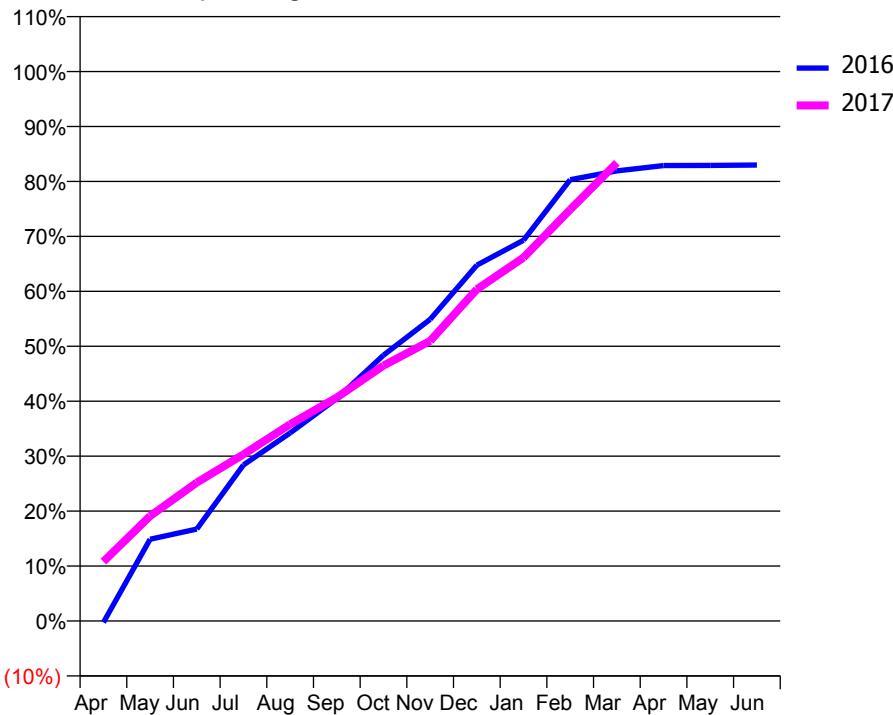
ACCESS*

Patients seen in 24 months	Total	Change since previous quarter
Quarter ending March 2016	6,098	
Quarter ending June 2016	6,363	↑
Quarter ending September 2016	6,174	↓
Quarter ending December 2016	6,165	→
Quarter ending March 2017	6,156	→
Variance since March 2016	1.0%	→



ACTIVITY

Cumulative percentage of contracted UDA delivered 2016 & 2017



Month	Adjusted Scheduled Activity (UDA)	
	2016	2017
April	-59	2,288
May	3,150	4,045
June	3,539	5,331
July	6,008	6,417
August	7,240	7,573
September	8,567	8,607
October	10,235	9,837
November	11,619	10,784
December	13,702	12,769
January	14,659	13,993
February	16,990	15,840
March	17,329	17,644
April	17,538	
May	17,541	
June	17,555	

QUALITY

	Quantity	Base Number	Contract	AT	Region	England
% of FP17s for the same patient ID Re-attending within 3 months - Children	158	2,314	6.8%	12.4%	13.3%	12.3%
% of FP17s for the same patient ID Re-attending within 3 months - Adults	540	5,168	10.4%	17.7%	17.3%	16.7%
% of FP17s for the same patient ID Re-attending between 3 & 9 months - Children	1,043	2,314	45.1%	53.8%	58.9%	57.6%
% of FP17s for the same patient ID Re-attending between 3 & 9 months - Adults	2,558	5,168	49.5%	44.6%	52.2%	50.1%
% of FP17s for Band 1 Urgent Courses	656	7,404	8.9%	11.5%	9.2%	9.1%
% of FP17s Relating to Free Repair or Replacements	13	7,404	0.2%	1.0%	1.0%	0.8%
% of FP17s Relating to Continuations	22	7,404	0.3%	1.4%	1.4%	1.2%
% of Patients satisfied with the dentistry they have received	7	10	70.0%	93.9%	93.1%	92.8%
% of Patients satisfied with the time they had to wait for an appointment	7	10	70.0%	89.4%	89.5%	88.7%

* This is based on patients treated on this contract for their most recent course of treatment. Figures in italics indicate the base number of FP17s or Patient Questionnaire responses are less than 100. N/A is shown where the base number of responses is less than 10 during the period. % is calculated as Quantity/Base number*100

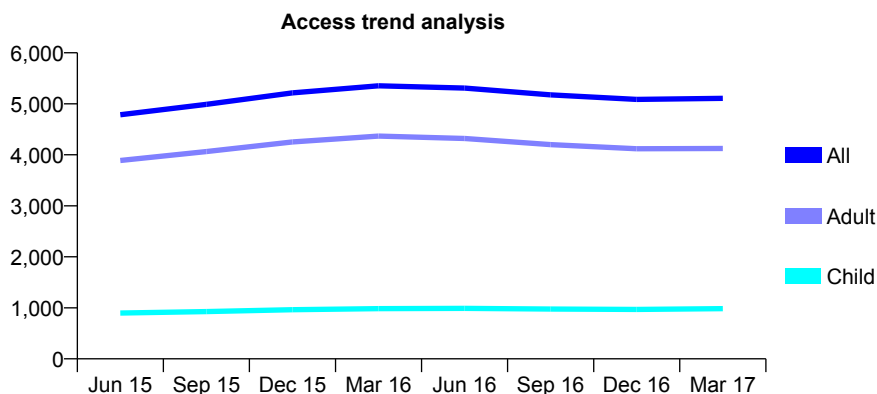
Q48 - Vital Signs At a Glance Contract Report for 131571/0001 - March 2017

Name or company name	Northway Dental Limited
Contract type name	GDS Contract
Purpose of contract	General
Contract start date	01/05/2014
Contract end date	

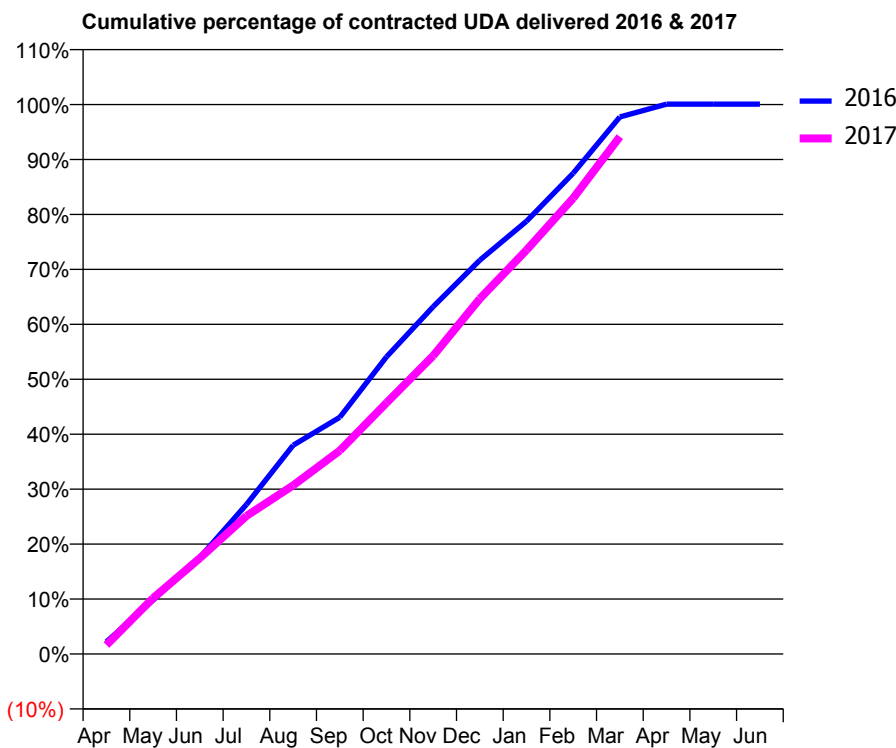
16/17 Contracted general activity (UDA)	13,869
Carry forward general activity (UDA)	0
16/17 Contracted orthodontic activity (UOA)	0
Carry forward orthodontic activity (UOA)	0
Baseline contract value	£418,524.16

ACCESS*

Patients seen in 24 months	Total	Change since previous quarter
Quarter ending March 2016	5,352	
Quarter ending June 2016	5,308	→
Quarter ending September 2016	5,176	↓
Quarter ending December 2016	5,087	↓
Quarter ending March 2017	5,108	→
Variance since March 2016	(4.6%)	↓



ACTIVITY



Month	Adjusted Scheduled Activity (UDA)	
	2016	2017
April	307	227
May	1,363	1,413
June	2,434	2,418
July	3,773	3,483
August	5,268	4,256
September	5,977	5,136
October	7,500	6,338
November	8,765	7,527
December	9,939	8,966
January	10,922	10,194
February	12,135	11,505
March	13,553	13,056
April	13,877	
May	13,879	
June	13,880	

QUALITY

	Quantity	Base Number	Contract	AT	Region	England
% of FP17s for the same patient ID Re-attending within 3 months - Children	309	1,790	17.3%	12.4%	13.3%	12.3%
% of FP17s for the same patient ID Re-attending within 3 months - Adults	787	4,992	15.8%	17.7%	17.3%	16.7%
% of FP17s for the same patient ID Re-attending between 3 & 9 months - Children	955	1,790	53.4%	53.8%	58.9%	57.6%
% of FP17s for the same patient ID Re-attending between 3 & 9 months - Adults	1,991	4,992	39.9%	44.6%	52.2%	50.1%
% of FP17s for Band 1 Urgent Courses	272	5,615	4.8%	11.5%	9.2%	9.1%
% of FP17s Relating to Free Repair or Replacements	176	5,615	3.1%	1.0%	1.0%	0.8%
% of FP17s Relating to Continuations	193	5,615	3.4%	1.4%	1.4%	1.2%
% of Patients satisfied with the dentistry they have received	11	12	91.7%	93.9%	93.1%	92.8%
% of Patients satisfied with the time they had to wait for an appointment	12	12	100.0%	89.4%	89.5%	88.7%

* This is based on patients treated on this contract for their most recent course of treatment. Figures in italics indicate the base number of FP17s or Patient Questionnaire responses are less than 100. N/A is shown where the base number of responses is less than 10 during the period. % is calculated as Quantity/Base number*100

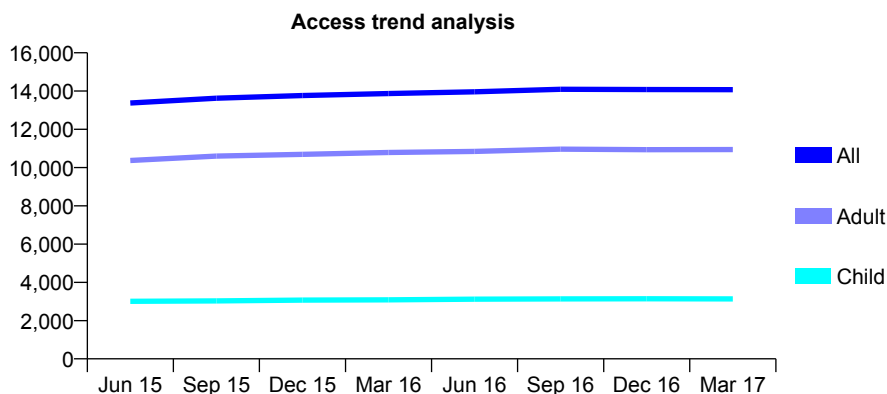
Q48 - Vital Signs At a Glance Contract Report for 131938/0001 - March 2017

Name or company name	Newtown (No 1) Ltd
Contract type name	GDS Contract
Purpose of contract	General
Contract start date	01/04/2009
Contract end date	

16/17 Contracted general activity (UDA)	49,700
Carry forward general activity (UDA)	-1,282
16/17 Contracted orthodontic activity (UOA)	0
Carry forward orthodontic activity (UOA)	0
Baseline contract value	£1,230,761.03

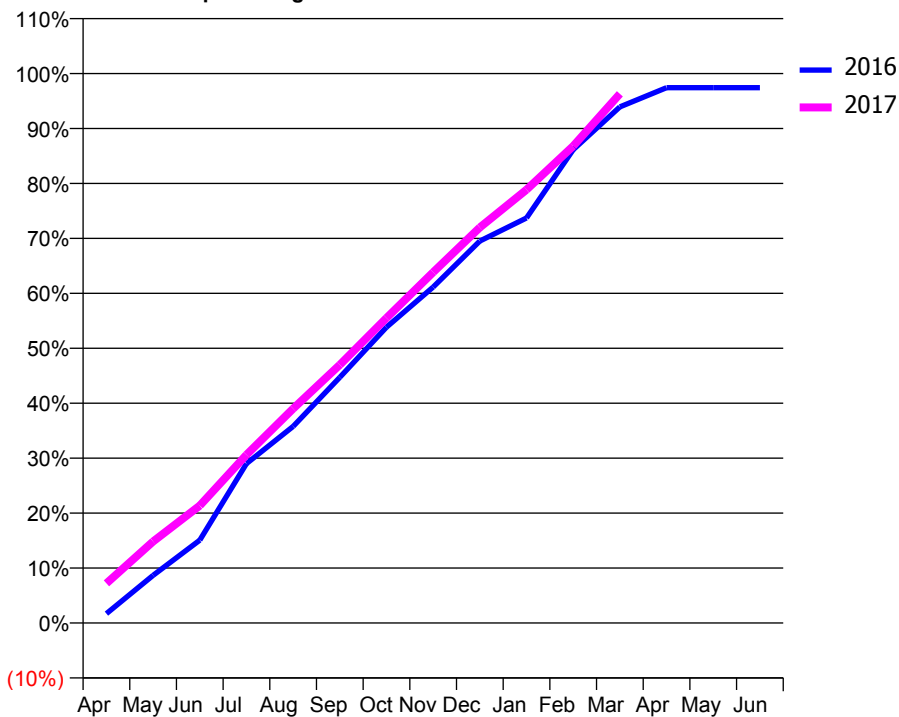
ACCESS*

Patients seen in 24 months	Total	Change since previous quarter
Quarter ending March 2016	13,873	
Quarter ending June 2016	13,960	→
Quarter ending September 2016	14,093	→
Quarter ending December 2016	14,080	→
Quarter ending March 2017	14,075	→
Variance since March 2016	1.5%	→



ACTIVITY

Cumulative percentage of contracted UDA delivered 2016 & 2017



Month	Adjusted Scheduled Activity (UDA)	
	2016	2017
April	852	3,589
May	4,306	7,378
June	7,496	10,616
July	14,415	15,217
August	17,784	19,388
September	22,226	23,352
October	26,761	27,590
November	30,388	31,723
December	34,546	35,774
January	36,629	39,186
February	42,809	43,132
March	46,683	47,866
April	48,423	
May	48,419	
June	48,418	

QUALITY

	Quantity	Base Number	Contract	AT	Region	England
% of FP17s for the same patient ID Re-attending within 3 months - Children	785	7,061	11.1%	12.4%	13.3%	12.3%
% of FP17s for the same patient ID Re-attending within 3 months - Adults	2,713	17,701	15.3%	17.7%	17.3%	16.7%
% of FP17s for the same patient ID Re-attending between 3 & 9 months - Children	5,176	7,061	73.3%	53.8%	58.9%	57.6%
% of FP17s for the same patient ID Re-attending between 3 & 9 months - Adults	11,093	17,701	62.7%	44.6%	52.2%	50.1%
% of FP17s for Band 1 Urgent Courses	1,318	23,837	5.5%	11.5%	9.2%	9.1%
% of FP17s Relating to Free Repair or Replacements	487	23,837	2.0%	1.0%	1.0%	0.8%
% of FP17s Relating to Continuations	383	23,837	1.6%	1.4%	1.4%	1.2%
% of Patients satisfied with the dentistry they have received	34	35	97.1%	93.9%	93.1%	92.8%
% of Patients satisfied with the time they had to wait for an appointment	35	35	100.0%	89.4%	89.5%	88.7%

* This is based on patients treated on this contract for their most recent course of treatment. Figures in italics indicate the base number of FP17s or Patient Questionnaire responses are less than 100. N/A is shown where the base number of responses is less than 10 during the period. % is calculated as Quantity/Base number*100

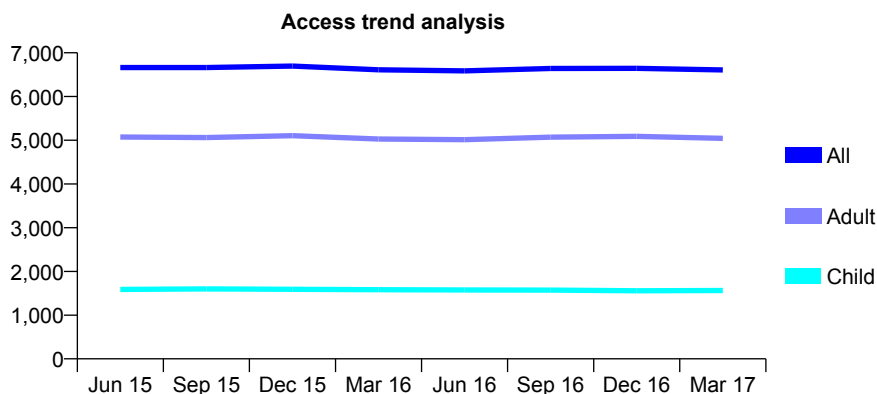
Q48 - Vital Signs At a Glance Contract Report for 136395/0001 - March 2017

Name or company name	Victoria Square Smile Centre Ltd
Contract type name	GDS Contract
Purpose of contract	General
Contract start date	01/05/2010
Contract end date	

16/17 Contracted general activity (UDA)	25,400
Carry forward general activity (UDA)	0
16/17 Contracted orthodontic activity (UOA)	0
Carry forward orthodontic activity (UOA)	0
Baseline contract value	£581,538.98

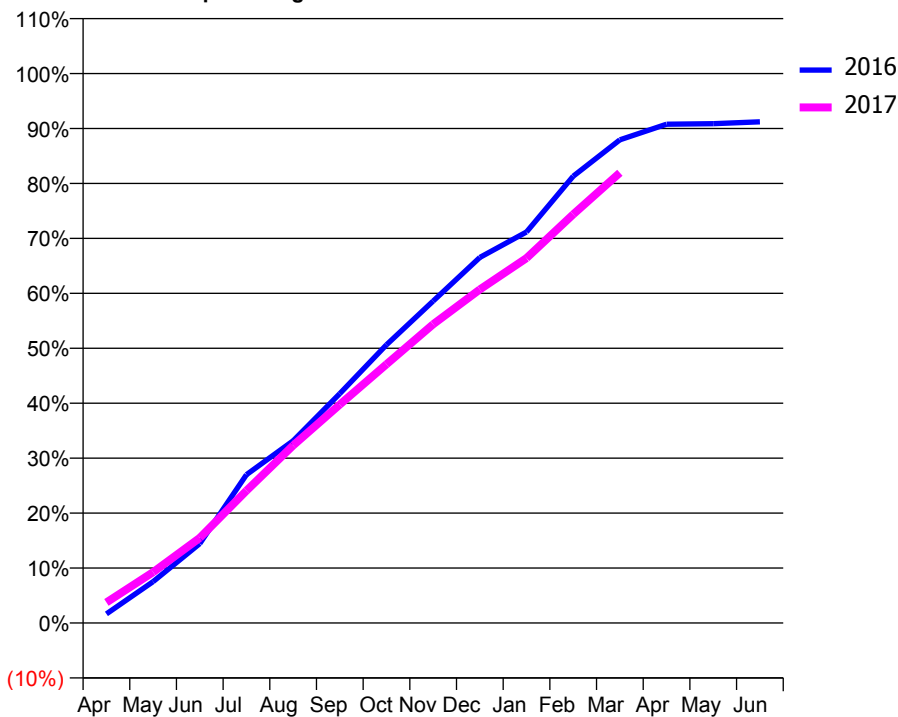
ACCESS*

Patients seen in 24 months	Total	Change since previous quarter
Quarter ending March 2016	6,610	
Quarter ending June 2016	6,588	→
Quarter ending September 2016	6,643	→
Quarter ending December 2016	6,645	→
Quarter ending March 2017	6,607	→
Variance since March 2016	(0.0%)	→



ACTIVITY

Cumulative percentage of contracted UDA delivered 2016 & 2017



Month	Adjusted Scheduled Activity (UDA)	
	2016	2017
April	423	951
May	1,915	2,350
June	3,668	3,935
July	6,856	6,119
August	8,425	8,204
September	10,606	10,102
October	12,862	11,961
November	14,883	13,811
December	16,901	15,421
January	18,075	16,865
February	20,653	18,887
March	22,337	20,813
April	23,055	
May	23,082	
June	23,166	

QUALITY

	Quantity	Base Number	Contract	AT	Region	England
% of FP17s for the same patient ID Re-attending within 3 months - Children	233	2,166	10.8%	12.4%	13.3%	12.3%
% of FP17s for the same patient ID Re-attending within 3 months - Adults	837	5,584	15.0%	17.7%	17.3%	16.7%
% of FP17s for the same patient ID Re-attending between 3 & 9 months - Children	1,086	2,166	50.1%	53.8%	58.9%	57.6%
% of FP17s for the same patient ID Re-attending between 3 & 9 months - Adults	2,127	5,584	38.1%	44.6%	52.2%	50.1%
% of FP17s for Band 1 Urgent Courses	508	7,475	6.8%	11.5%	9.2%	9.1%
% of FP17s Relating to Free Repair or Replacements	60	7,475	0.8%	1.0%	1.0%	0.8%
% of FP17s Relating to Continuations	192	7,475	2.6%	1.4%	1.4%	1.2%
% of Patients satisfied with the dentistry they have received	10	10	100.0%	93.9%	93.1%	92.8%
% of Patients satisfied with the time they had to wait for an appointment	9	10	90.0%	89.4%	89.5%	88.7%

* This is based on patients treated on this contract for their most recent course of treatment. Figures in italics indicate the base number of FP17s or Patient Questionnaire responses are less than 100. N/A is shown where the base number of responses is less than 10 during the period. % is calculated as Quantity/Base number*100

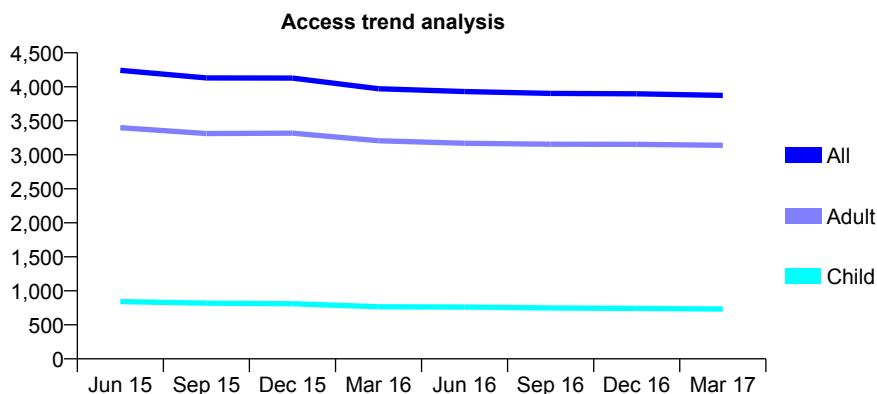
Q48 - Vital Signs At a Glance Contract Report for 136786/0001 - March 2017

Name or company name	Low House Dental Care
Contract type name	GDS Contract
Purpose of contract	General
Contract start date	01/04/2011
Contract end date	

16/17 Contracted general activity (UDA)	17,000
Carry forward general activity (UDA)	0
16/17 Contracted orthodontic activity (UOA)	0
Carry forward orthodontic activity (UOA)	0
Baseline contract value	£420,301.45

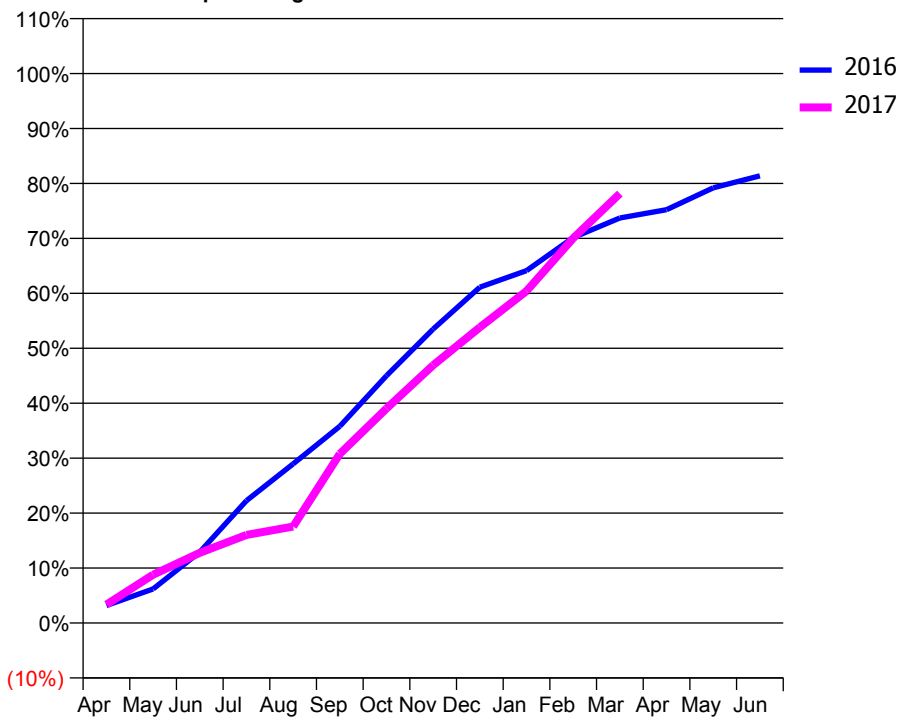
ACCESS*

Patients seen in 24 months	Total	Change since previous quarter
Quarter ending March 2016	3,972	
Quarter ending June 2016	3,931	↓
Quarter ending September 2016	3,903	→
Quarter ending December 2016	3,897	→
Quarter ending March 2017	3,874	→
Variance since March 2016	(2.5%)	↓



ACTIVITY

Cumulative percentage of contracted UDA delivered 2016 & 2017



Month	Adjusted Scheduled Activity (UDA)	
	2016	2017
April	541	573
May	1,054	1,494
June	2,197	2,173
July	3,783	2,724
August	4,923	2,985
September	6,087	5,234
October	7,652	6,635
November	9,096	7,975
December	10,391	9,147
January	10,900	10,272
February	11,925	11,902
March	12,529	13,285
April	12,788	
May	13,462	
June	13,834	

QUALITY

	Quantity	Base Number	Contract	AT	Region	England
% of FP17s for the same patient ID Re-attending within 3 months - Children	88	1,041	8.5%	12.4%	13.3%	12.3%
% of FP17s for the same patient ID Re-attending within 3 months - Adults	662	4,569	14.5%	17.7%	17.3%	16.7%
% of FP17s for the same patient ID Re-attending between 3 & 9 months - Children	557	1,041	53.5%	53.8%	58.9%	57.6%
% of FP17s for the same patient ID Re-attending between 3 & 9 months - Adults	2,489	4,569	54.5%	44.6%	52.2%	50.1%
% of FP17s for Band 1 Urgent Courses	251	4,965	5.1%	11.5%	9.2%	9.1%
% of FP17s Relating to Free Repair or Replacements	29	4,965	0.6%	1.0%	1.0%	0.8%
% of FP17s Relating to Continuations	85	4,965	1.7%	1.4%	1.4%	1.2%
% of Patients satisfied with the dentistry they have received	11	12	91.7%	93.9%	93.1%	92.8%
% of Patients satisfied with the time they had to wait for an appointment	9	12	75.0%	89.4%	89.5%	88.7%

* This is based on patients treated on this contract for their most recent course of treatment. Figures in italics indicate the base number of FP17s or Patient Questionnaire responses are less than 100. N/A is shown where the base number of responses is less than 10 during the period. % is calculated as Quantity/Base number*100

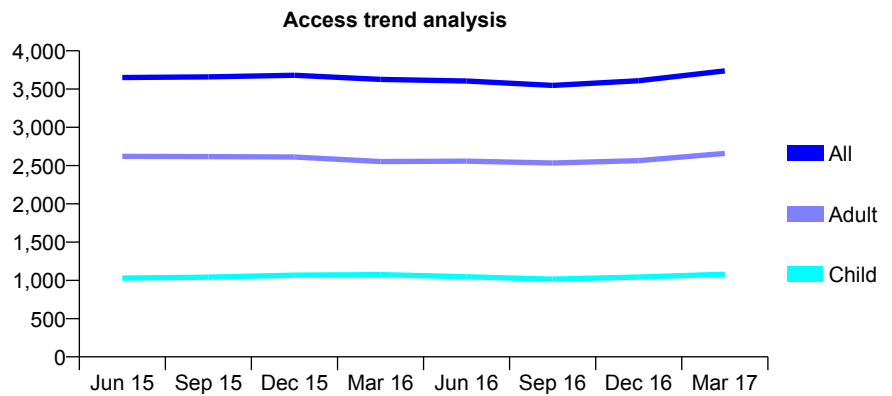
Q48 - Vital Signs At a Glance Contract Report for 137847/0001 - March 2017

Name or company name	North Huyton Dental Practice
Contract type name	GDS Contract
Purpose of contract	General
Contract start date	01/03/2013
Contract end date	

16/17 Contracted general activity (UDA)	13,000
Carry forward general activity (UDA)	0
16/17 Contracted orthodontic activity (UOA)	0
Carry forward orthodontic activity (UOA)	0
Baseline contract value	£332,308.14

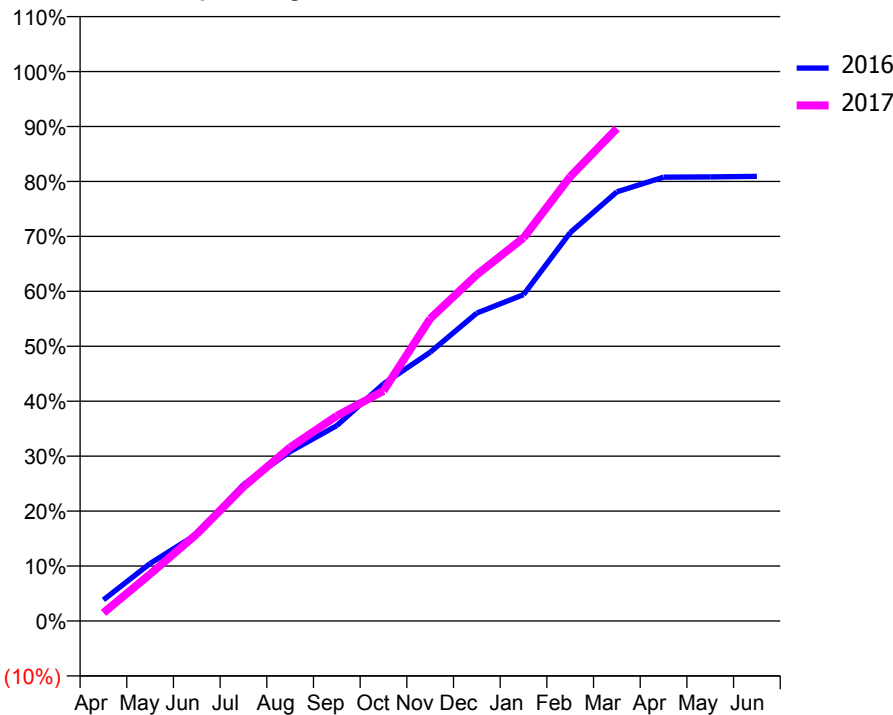
ACCESS*

Patients seen in 24 months	Total	Change since previous quarter
Quarter ending March 2016	3,626	
Quarter ending June 2016	3,605	→
Quarter ending September 2016	3,548	↓
Quarter ending December 2016	3,609	→
Quarter ending March 2017	3,738	↑
Variance since March 2016	3.1%	↑



ACTIVITY

Cumulative percentage of contracted UDA delivered 2016 & 2017



Month	Adjusted Scheduled Activity (UDA)	
	2016	2017
April	499	194
May	1,362	1,109
June	2,054	2,058
July	3,229	3,176
August	4,008	4,108
September	4,622	4,855
October	5,612	5,445
November	6,357	7,152
December	7,285	8,193
January	7,722	9,064
February	9,188	10,513
March	10,153	11,653
April	10,499	
May	10,505	
June	10,518	

QUALITY

	Quantity	Base Number	Contract	AT	Region	England
% of FP17s for the same patient ID Re-attending within 3 months - Children	93	1,165	8.0%	12.4%	13.3%	12.3%
% of FP17s for the same patient ID Re-attending within 3 months - Adults	405	2,892	14.0%	17.7%	17.3%	16.7%
% of FP17s for the same patient ID Re-attending between 3 & 9 months - Children	379	1,165	32.5%	53.8%	58.9%	57.6%
% of FP17s for the same patient ID Re-attending between 3 & 9 months - Adults	966	2,892	33.4%	44.6%	52.2%	50.1%
% of FP17s for Band 1 Urgent Courses	230	3,918	5.9%	11.5%	9.2%	9.1%
% of FP17s Relating to Free Repair or Replacements	24	3,918	0.6%	1.0%	1.0%	0.8%
% of FP17s Relating to Continuations	31	3,918	0.8%	1.4%	1.4%	1.2%
% of Patients satisfied with the dentistry they have received	6	6	N/A	93.9%	93.1%	92.8%
% of Patients satisfied with the time they had to wait for an appointment	5	6	N/A	89.4%	89.5%	88.7%

* This is based on patients treated on this contract for their most recent course of treatment. Figures in italics indicate the base number of FP17s or Patient Questionnaire responses are less than 100. N/A is shown where the base number of responses is less than 10 during the period. % is calculated as Quantity/Base number*100

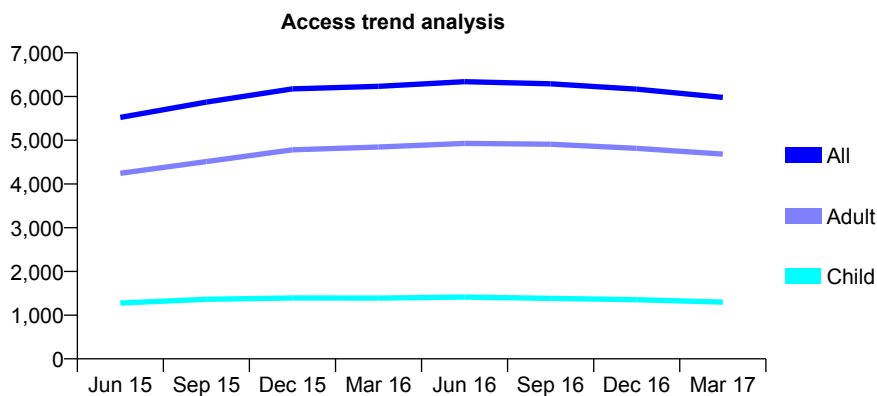
Q48 - Vital Signs At a Glance Contract Report for 138568/0001 - March 2017

Name or company name	Farnworth Dental
Contract type name	GDS Contract
Purpose of contract	General
Contract start date	01/05/2014
Contract end date	

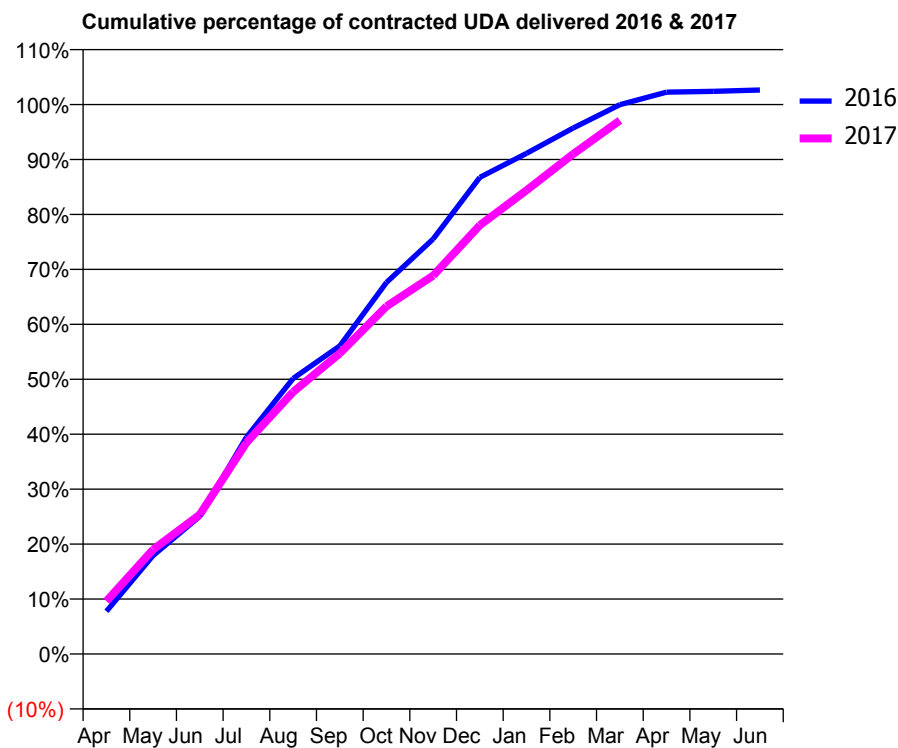
16/17 Contracted general activity (UDA)	17,598
Carry forward general activity (UDA)	0
16/17 Contracted orthodontic activity (UOA)	0
Carry forward orthodontic activity (UOA)	0
Baseline contract value	£509,589.52

ACCESS*

Patients seen in 24 months	Total	Change since previous quarter
Quarter ending March 2016	6,234	
Quarter ending June 2016	6,341	→
Quarter ending September 2016	6,292	→
Quarter ending December 2016	6,168	↓
Quarter ending March 2017	5,981	↓
Variance since March 2016	(4.1%)	↓



ACTIVITY



Month	Adjusted Scheduled Activity (UDA)	
	2016	2017
April	1,369	1,693
May	3,153	3,344
June	4,407	4,464
July	6,946	6,773
August	8,824	8,394
September	9,868	9,626
October	11,899	11,137
November	13,292	12,119
December	15,264	13,732
January	16,034	14,853
February	16,846	16,014
March	17,592	17,087
April	17,995	
May	18,018	
June	18,061	

QUALITY

	Quantity	Base Number	Contract	AT	Region	England
% of FP17s for the same patient ID Re-attending within 3 months - Children	259	2,109	12.3%	12.4%	13.3%	12.3%
% of FP17s for the same patient ID Re-attending within 3 months - Adults	1,061	6,874	15.4%	17.7%	17.3%	16.7%
% of FP17s for the same patient ID Re-attending between 3 & 9 months - Children	1,292	2,109	61.3%	53.8%	58.9%	57.6%
% of FP17s for the same patient ID Re-attending between 3 & 9 months - Adults	4,083	6,874	59.4%	44.6%	52.2%	50.1%
% of FP17s for Band 1 Urgent Courses	308	8,724	3.5%	11.5%	9.2%	9.1%
% of FP17s Relating to Free Repair or Replacements	149	8,724	1.7%	1.0%	1.0%	0.8%
% of FP17s Relating to Continuations	124	8,724	1.4%	1.4%	1.4%	1.2%
% of Patients satisfied with the dentistry they have received	27	27	100.0%	93.9%	93.1%	92.8%
% of Patients satisfied with the time they had to wait for an appointment	26	27	96.3%	89.4%	89.5%	88.7%

* This is based on patients treated on this contract for their most recent course of treatment. Figures in italics indicate the base number of FP17s or Patient Questionnaire responses are less than 100. N/A is shown where the base number of responses is less than 10 during the period. % is calculated as Quantity/Base number*100

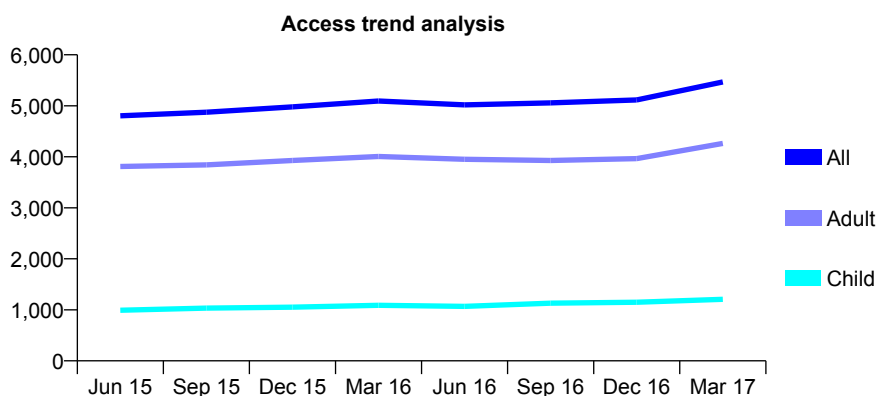
Q48 - Vital Signs At a Glance Contract Report for 139394/0001 - March 2017

Name or company name	Garston Dental Surgery
Contract type name	GDS Contract
Purpose of contract	General
Contract start date	02/07/2012
Contract end date	

16/17 Contracted general activity (UDA)	19,133
Carry forward general activity (UDA)	0
16/17 Contracted orthodontic activity (UOA)	0
Carry forward orthodontic activity (UOA)	0
Baseline contract value	£488,086.23

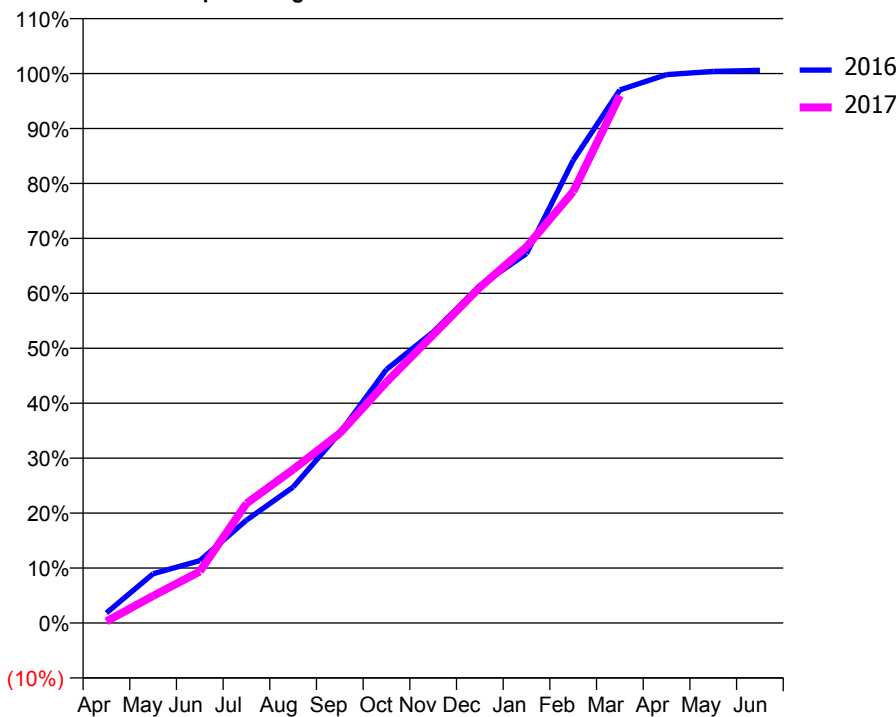
ACCESS*

Patients seen in 24 months	Total	Change since previous quarter
Quarter ending March 2016	5,095	
Quarter ending June 2016	5,018	↓
Quarter ending September 2016	5,058	→
Quarter ending December 2016	5,116	→
Quarter ending March 2017	5,468	↑
Variance since March 2016	7.3%	↑



ACTIVITY

Cumulative percentage of contracted UDA delivered 2016 & 2017



Month	Adjusted Scheduled Activity (UDA)	
	2016	2017
April	350	57
May	1,716	946
June	2,169	1,797
July	3,580	4,160
August	4,735	5,347
September	6,618	6,606
October	8,830	8,394
November	10,134	10,035
December	11,743	11,690
January	12,862	13,094
February	16,108	15,022
March	18,561	18,365
April	19,093	
May	19,205	
June	19,243	

QUALITY

	Quantity	Base Number	Contract	AT	Region	England
% of FP17s for the same patient ID Re-attending within 3 months - Children	192	1,781	10.8%	12.4%	13.3%	12.3%
% of FP17s for the same patient ID Re-attending within 3 months - Adults	1,032	5,612	18.4%	17.7%	17.3%	16.7%
% of FP17s for the same patient ID Re-attending between 3 & 9 months - Children	996	1,781	55.9%	53.8%	58.9%	57.6%
% of FP17s for the same patient ID Re-attending between 3 & 9 months - Adults	2,448	5,612	43.6%	44.6%	52.2%	50.1%
% of FP17s for Band 1 Urgent Courses	765	7,136	10.7%	11.5%	9.2%	9.1%
% of FP17s Relating to Free Repair or Replacements	99	7,136	1.4%	1.0%	1.0%	0.8%
% of FP17s Relating to Continuations	46	7,136	0.6%	1.4%	1.4%	1.2%
% of Patients satisfied with the dentistry they have received	11	12	91.7%	93.9%	93.1%	92.8%
% of Patients satisfied with the time they had to wait for an appointment	11	12	91.7%	89.4%	89.5%	88.7%

* This is based on patients treated on this contract for their most recent course of treatment. Figures in italics indicate the base number of FP17s or Patient Questionnaire responses are less than 100. N/A is shown where the base number of responses is less than 10 during the period. % is calculated as Quantity/Base number*100

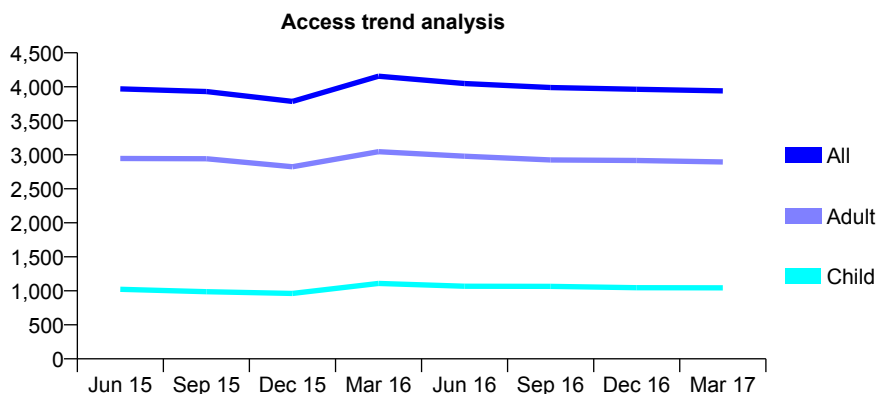
Q48 - Vital Signs At a Glance Contract Report for 140287/0001 - March 2017

Name or company name	Smile Clinic UK Ltd
Contract type name	GDS Contract
Purpose of contract	General
Contract start date	01/10/2009
Contract end date	

16/17 Contracted general activity (UDA)	15,360
Carry forward general activity (UDA)	0
16/17 Contracted orthodontic activity (UOA)	0
Carry forward orthodontic activity (UOA)	0
Baseline contract value	£464,940.12

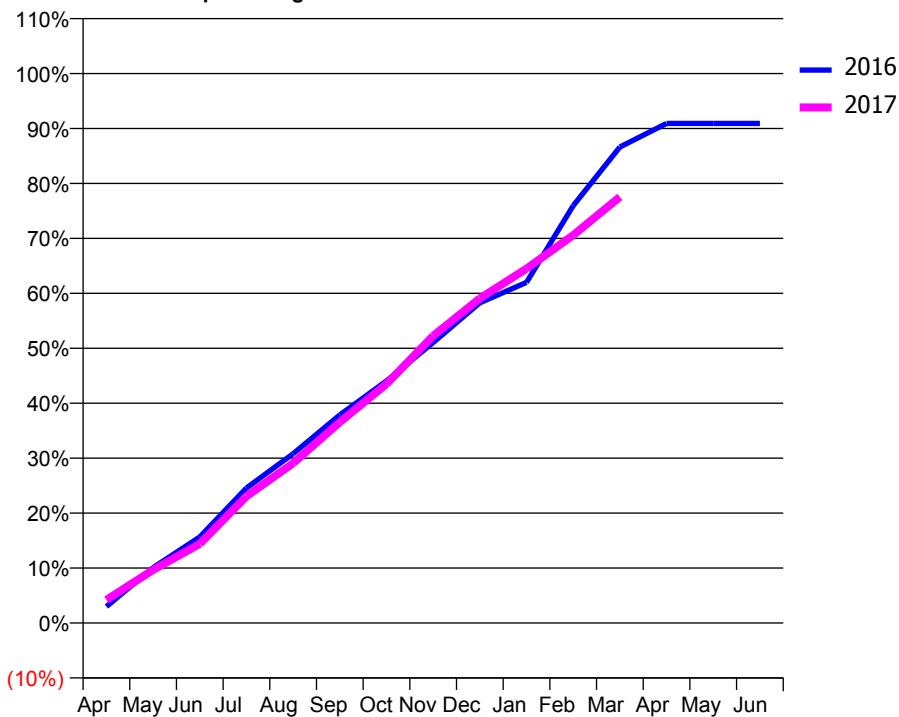
ACCESS*

Patients seen in 24 months	Total	Change since previous quarter
Quarter ending March 2016	4,155	
Quarter ending June 2016	4,048	↓
Quarter ending September 2016	3,989	↓
Quarter ending December 2016	3,963	→
Quarter ending March 2017	3,940	→
Variance since March 2016	(5.2%)	↓



ACTIVITY

Cumulative percentage of contracted UDA delivered 2016 & 2017



Month	Adjusted Scheduled Activity (UDA)	
	2016	2017
April	459	648
May	1,550	1,487
June	2,405	2,211
July	3,775	3,544
August	4,733	4,468
September	5,818	5,616
October	6,767	6,683
November	7,841	8,028
December	8,953	9,073
January	9,522	9,906
February	11,664	10,839
March	13,305	11,911
April	13,964	
May	13,965	
June	13,965	

QUALITY

	Quantity	Base Number	Contract	AT	Region	England
% of FP17s for the same patient ID Re-attending within 3 months - Children	154	1,419	10.9%	12.4%	13.3%	12.3%
% of FP17s for the same patient ID Re-attending within 3 months - Adults	756	3,475	21.8%	17.7%	17.3%	16.7%
% of FP17s for the same patient ID Re-attending between 3 & 9 months - Children	645	1,419	45.5%	53.8%	58.9%	57.6%
% of FP17s for the same patient ID Re-attending between 3 & 9 months - Adults	1,167	3,475	33.6%	44.6%	52.2%	50.1%
% of FP17s for Band 1 Urgent Courses	900	4,641	19.4%	11.5%	9.2%	9.1%
% of FP17s Relating to Free Repair or Replacements	30	4,641	0.6%	1.0%	1.0%	0.8%
% of FP17s Relating to Continuations	72	4,641	1.6%	1.4%	1.4%	1.2%
% of Patients satisfied with the dentistry they have received	5	7	N/A	93.9%	93.1%	92.8%
% of Patients satisfied with the time they had to wait for an appointment	5	7	N/A	89.4%	89.5%	88.7%

* This is based on patients treated on this contract for their most recent course of treatment. Figures in italics indicate the base number of FP17s or Patient Questionnaire responses are less than 100. N/A is shown where the base number of responses is less than 10 during the period. % is calculated as Quantity/Base number*100

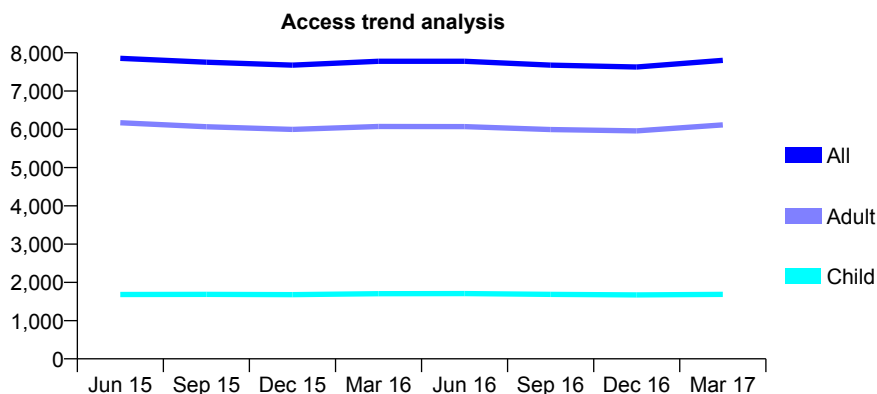
Q48 - Vital Signs At a Glance Contract Report for 141119/0001 - March 2017

Name or company name	Churchtown Dental Practice
Contract type name	GDS Contract
Purpose of contract	General
Contract start date	30/05/2012
Contract end date	

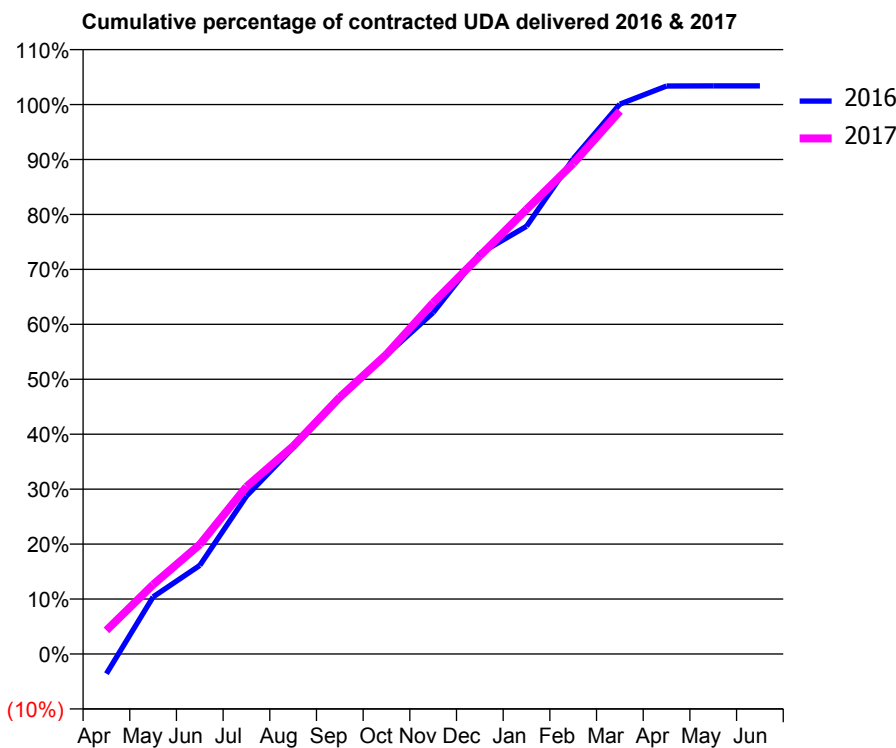
16/17 Contracted general activity (UDA)	23,442
Carry forward general activity (UDA)	0
16/17 Contracted orthodontic activity (UOA)	0
Carry forward orthodontic activity (UOA)	0
Baseline contract value	£712,744.06

ACCESS*

Patients seen in 24 months	Total	Change since previous quarter
Quarter ending March 2016	7,778	
Quarter ending June 2016	7,777	→
Quarter ending September 2016	7,678	↓
Quarter ending December 2016	7,630	→
Quarter ending March 2017	7,802	↑
Variance since March 2016	0.3%	→



ACTIVITY



Month	Adjusted Scheduled Activity (UDA)	
	2016	2017
April	-847	1,012
May	2,437	2,964
June	3,782	4,672
July	6,739	7,136
August	8,804	8,864
September	10,892	10,962
October	12,760	12,783
November	14,568	14,989
December	17,085	16,982
January	18,247	18,967
February	21,125	20,927
March	23,459	23,163
April	24,228	
May	24,234	
June	24,234	

QUALITY

	Quantity	Base Number	Contract	AT	Region	England
% of FP17s for the same patient ID Re-attending within 3 months - Children	274	2,741	10.0%	12.4%	13.3%	12.3%
% of FP17s for the same patient ID Re-attending within 3 months - Adults	1,608	8,298	19.4%	17.7%	17.3%	16.7%
% of FP17s for the same patient ID Re-attending between 3 & 9 months - Children	1,828	2,741	66.7%	53.8%	58.9%	57.6%
% of FP17s for the same patient ID Re-attending between 3 & 9 months - Adults	3,418	8,298	41.2%	44.6%	52.2%	50.1%
% of FP17s for Band 1 Urgent Courses	872	10,693	8.2%	11.5%	9.2%	9.1%
% of FP17s Relating to Free Repair or Replacements	241	10,693	2.3%	1.0%	1.0%	0.8%
% of FP17s Relating to Continuations	461	10,693	4.3%	1.4%	1.4%	1.2%
% of Patients satisfied with the dentistry they have received	25	26	96.2%	93.9%	93.1%	92.8%
% of Patients satisfied with the time they had to wait for an appointment	23	26	88.5%	89.4%	89.5%	88.7%

* This is based on patients treated on this contract for their most recent course of treatment. Figures in italics indicate the base number of FP17s or Patient Questionnaire responses are less than 100. N/A is shown where the base number of responses is less than 10 during the period. % is calculated as Quantity/Base number*100

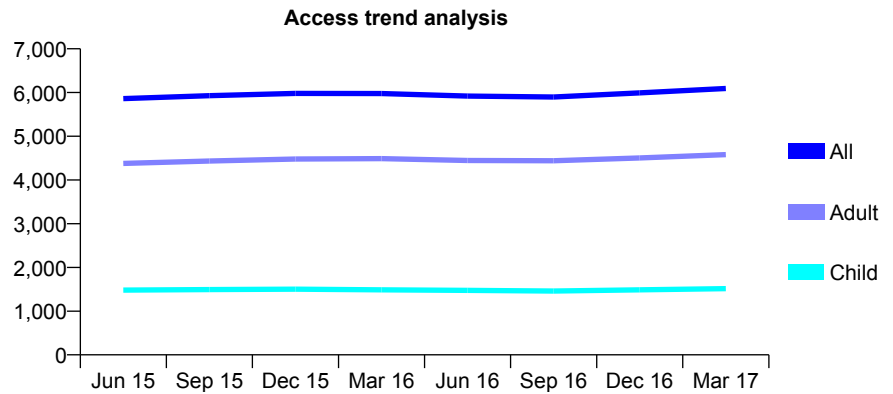
Q48 - Vital Signs At a Glance Contract Report for 141488/0001 - March 2017

Name or company name	Croft Dental Care Ltd
Contract type name	GDS Contract
Purpose of contract	General
Contract start date	01/07/2011
Contract end date	

16/17 Contracted general activity (UDA)	28,481
Carry forward general activity (UDA)	1,005
16/17 Contracted orthodontic activity (UOA)	0
Carry forward orthodontic activity (UOA)	0
Baseline contract value	£750,052.12

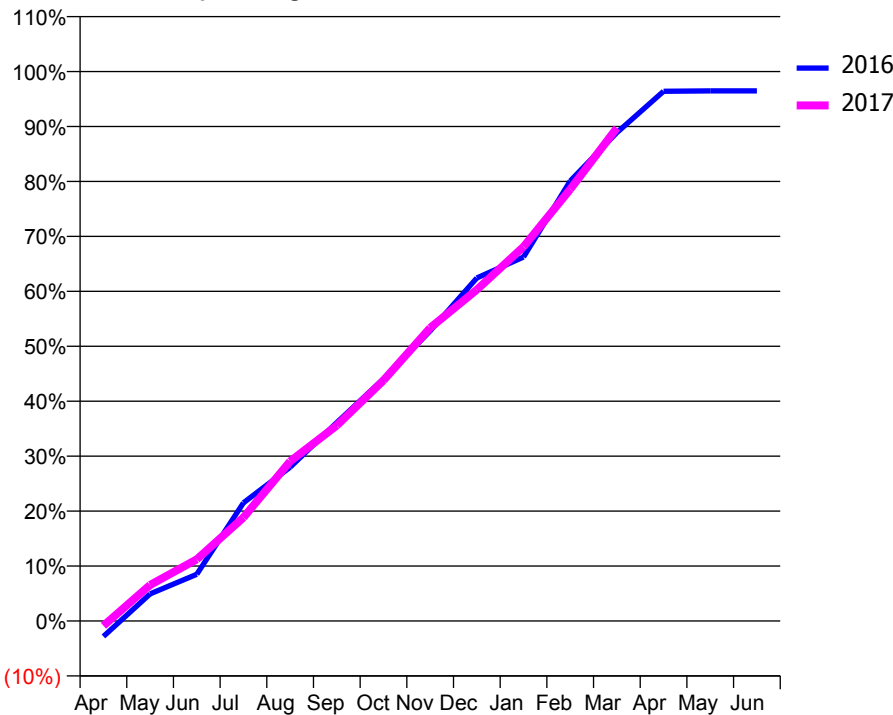
ACCESS*

Patients seen in 24 months	Total	Change since previous quarter
Quarter ending March 2016	5,976	
Quarter ending June 2016	5,920	→
Quarter ending September 2016	5,896	→
Quarter ending December 2016	5,992	→
Quarter ending March 2017	6,094	→
Variance since March 2016	2.0%	→



ACTIVITY

Cumulative percentage of contracted UDA delivered 2016 & 2017



Month	Adjusted Scheduled Activity (UDA)	
	2016	2017
April	-804	-252
May	1,406	1,868
June	2,425	3,199
July	6,125	5,367
August	7,974	8,277
September	10,290	10,137
October	12,546	12,475
November	15,033	15,193
December	17,780	17,173
January	18,866	19,397
February	22,805	22,374
March	25,312	25,555
April	27,452	
May	27,476	
June	27,476	

QUALITY

	Quantity	Base Number	Contract	AT	Region	England
% of FP17s for the same patient ID Re-attending within 3 months - Children	393	2,454	16.0%	12.4%	13.3%	12.3%
% of FP17s for the same patient ID Re-attending within 3 months - Adults	1,158	6,029	19.2%	17.7%	17.3%	16.7%
% of FP17s for the same patient ID Re-attending between 3 & 9 months - Children	1,177	2,454	48.0%	53.8%	58.9%	57.6%
% of FP17s for the same patient ID Re-attending between 3 & 9 months - Adults	2,605	6,029	43.2%	44.6%	52.2%	50.1%
% of FP17s for Band 1 Urgent Courses	854	8,004	10.7%	11.5%	9.2%	9.1%
% of FP17s Relating to Free Repair or Replacements	67	8,004	0.8%	1.0%	1.0%	0.8%
% of FP17s Relating to Continuations	198	8,004	2.5%	1.4%	1.4%	1.2%
% of Patients satisfied with the dentistry they have received	8	8	N/A	93.9%	93.1%	92.8%
% of Patients satisfied with the time they had to wait for an appointment	7	8	N/A	89.4%	89.5%	88.7%

* This is based on patients treated on this contract for their most recent course of treatment. Figures in italics indicate the base number of FP17s or Patient Questionnaire responses are less than 100. N/A is shown where the base number of responses is less than 10 during the period. % is calculated as Quantity/Base number*100

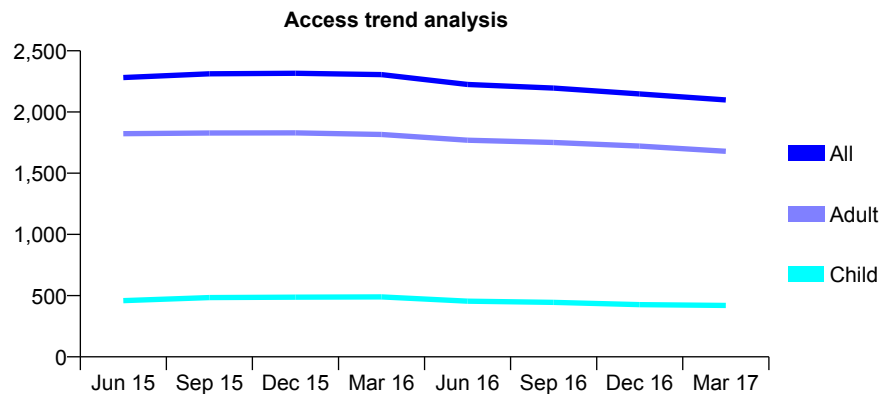
Q48 - Vital Signs At a Glance Contract Report for 142999/0001 - March 2017

Name or company name	Church Road Dental Practice
Contract type name	GDS Contract
Purpose of contract	General
Contract start date	06/07/2011
Contract end date	

16/17 Contracted general activity (UDA)	7,500
Carry forward general activity (UDA)	0
16/17 Contracted orthodontic activity (UOA)	0
Carry forward orthodontic activity (UOA)	0
Baseline contract value	£177,048.25

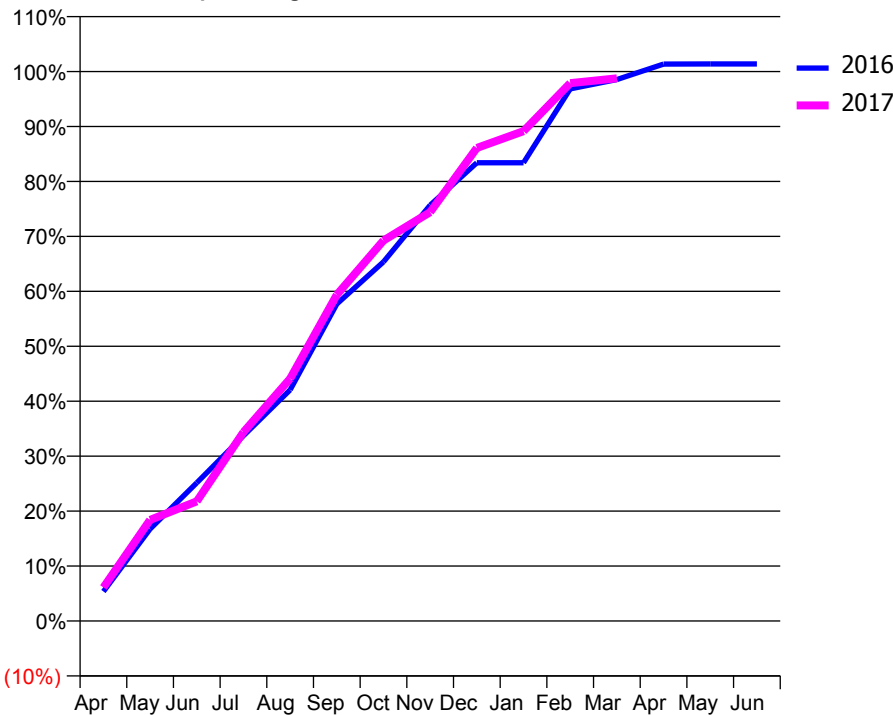
ACCESS*

Patients seen in 24 months	Total	Change since previous quarter
Quarter ending March 2016	2,306	
Quarter ending June 2016	2,225	↓
Quarter ending September 2016	2,196	↓
Quarter ending December 2016	2,148	↓
Quarter ending March 2017	2,099	↓
Variance since March 2016	(9.0%)	↓



ACTIVITY

Cumulative percentage of contracted UDA delivered 2016 & 2017



Month	Adjusted Scheduled Activity (UDA)	
	2016	2017
April	402	457
May	1,257	1,380
June	1,887	1,634
July	2,529	2,579
August	3,155	3,308
September	4,326	4,452
October	4,902	5,193
November	5,676	5,582
December	6,255	6,456
January	6,255	6,685
February	7,264	7,341
March	7,390	7,407
April	7,602	
May	7,603	
June	7,603	

QUALITY

	Quantity	Base Number	Contract	AT	Region	England
% of FP17s for the same patient ID Re-attending within 3 months - Children	87	654	13.3%	12.4%	13.3%	12.3%
% of FP17s for the same patient ID Re-attending within 3 months - Adults	241	2,499	9.6%	17.7%	17.3%	16.7%
% of FP17s for the same patient ID Re-attending between 3 & 9 months - Children	408	654	62.4%	53.8%	58.9%	57.6%
% of FP17s for the same patient ID Re-attending between 3 & 9 months - Adults	1,801	2,499	72.1%	44.6%	52.2%	50.1%
% of FP17s for Band 1 Urgent Courses	101	2,994	3.4%	11.5%	9.2%	9.1%
% of FP17s Relating to Free Repair or Replacements	21	2,994	0.7%	1.0%	1.0%	0.8%
% of FP17s Relating to Continuations	18	2,994	0.6%	1.4%	1.4%	1.2%
% of Patients satisfied with the dentistry they have received	15	15	100.0%	93.9%	93.1%	92.8%
% of Patients satisfied with the time they had to wait for an appointment	14	15	93.3%	89.4%	89.5%	88.7%

* This is based on patients treated on this contract for their most recent course of treatment. Figures in italics indicate the base number of FP17s or Patient Questionnaire responses are less than 100. N/A is shown where the base number of responses is less than 10 during the period. % is calculated as Quantity/Base number*100

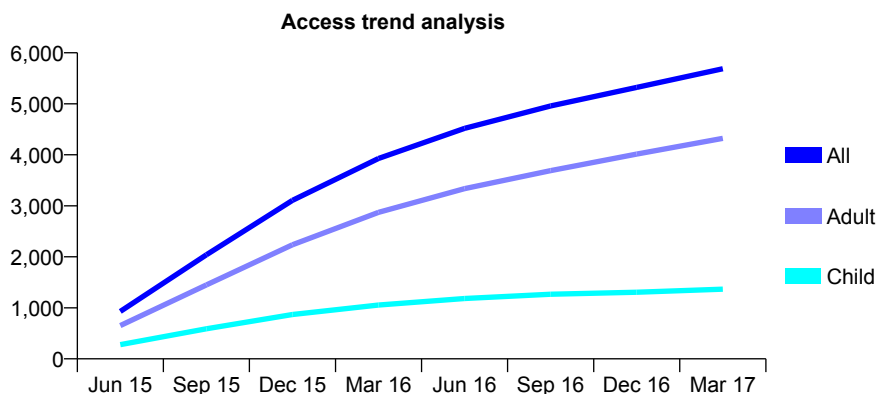
Q48 - Vital Signs At a Glance Contract Report for 143731/0001 - March 2017

Name or company name	P J Burridge Limited
Contract type name	GDS Contract
Purpose of contract	General
Contract start date	01/04/2015
Contract end date	

16/17 Contracted general activity (UDA)	16,530
Carry forward general activity (UDA)	0
16/17 Contracted orthodontic activity (UOA)	0
Carry forward orthodontic activity (UOA)	0
Baseline contract value	£518,251.08

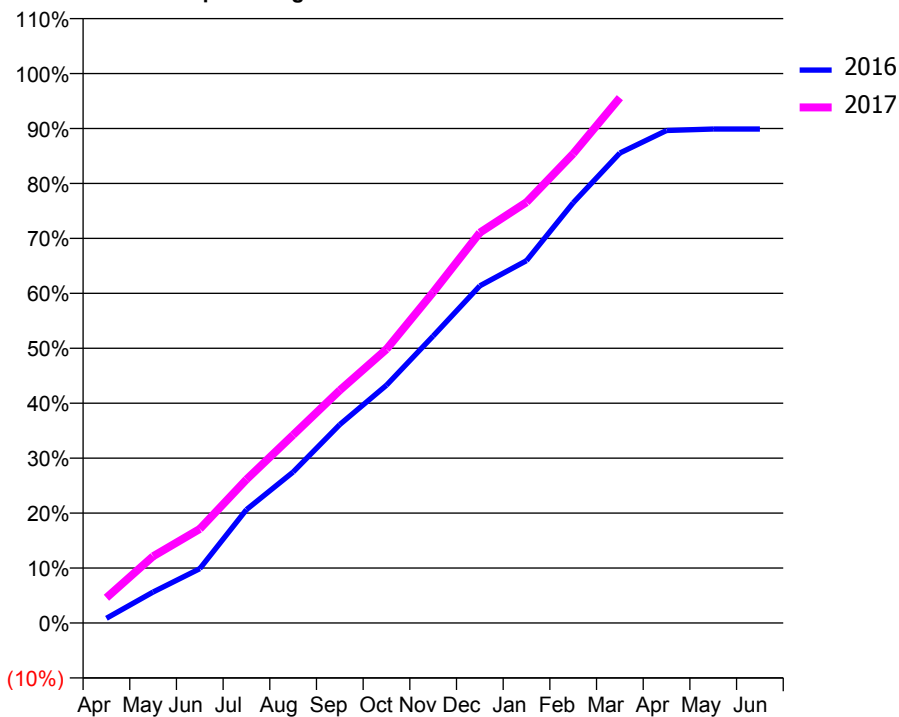
ACCESS*

Patients seen in 24 months	Total	Change since previous quarter
Quarter ending March 2016	3,927	
Quarter ending June 2016	4,520	↑
Quarter ending September 2016	4,958	↑
Quarter ending December 2016	5,321	↑
Quarter ending March 2017	5,687	↑
Variance since March 2016	44.8%	↑



ACTIVITY

Cumulative percentage of contracted UDA delivered 2016 & 2017



Month	Adjusted Scheduled Activity (UDA)	
	2016	2017
April	144	761
May	928	2,009
June	1,630	2,831
July	3,403	4,317
August	4,531	5,657
September	5,955	7,000
October	7,135	8,236
November	8,610	9,951
December	10,113	11,743
January	10,869	12,656
February	12,606	14,118
March	14,099	15,801
April	14,774	
May	14,817	
June	14,817	

QUALITY

	Quantity	Base Number	Contract	AT	Region	England
% of FP17s for the same patient ID Re-attending within 3 months - Children	167	1,766	9.5%	12.4%	13.3%	12.3%
% of FP17s for the same patient ID Re-attending within 3 months - Adults	790	5,095	15.5%	17.7%	17.3%	16.7%
% of FP17s for the same patient ID Re-attending between 3 & 9 months - Children	723	1,766	40.9%	53.8%	58.9%	57.6%
% of FP17s for the same patient ID Re-attending between 3 & 9 months - Adults	1,789	5,095	35.1%	44.6%	52.2%	50.1%
% of FP17s for Band 1 Urgent Courses	735	6,652	11.0%	11.5%	9.2%	9.1%
% of FP17s Relating to Free Repair or Replacements	38	6,652	0.6%	1.0%	1.0%	0.8%
% of FP17s Relating to Continuations	107	6,652	1.6%	1.4%	1.4%	1.2%
% of Patients satisfied with the dentistry they have received	4	4	N/A	93.9%	93.1%	92.8%
% of Patients satisfied with the time they had to wait for an appointment	3	4	N/A	89.4%	89.5%	88.7%

* This is based on patients treated on this contract for their most recent course of treatment. Figures in italics indicate the base number of FP17s or Patient Questionnaire responses are less than 100. N/A is shown where the base number of responses is less than 10 during the period. % is calculated as Quantity/Base number*100

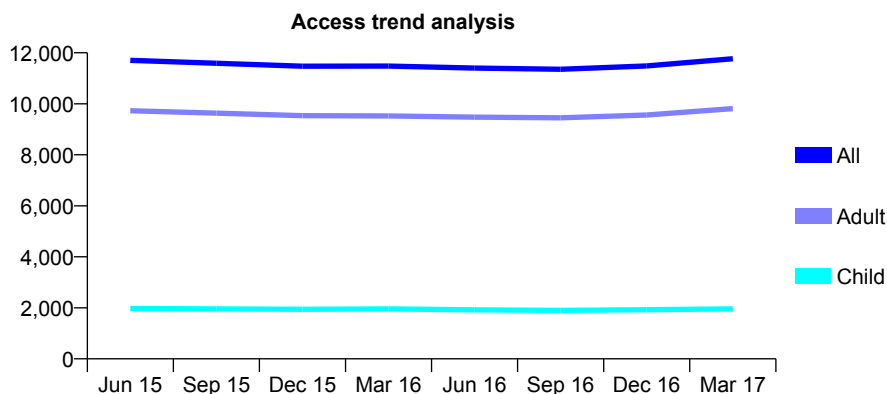
Q48 - Vital Signs At a Glance Contract Report for 145963/0001 - March 2017

Name or company name	Hoghton Street Dental Care Limited
Contract type name	GDS Contract
Purpose of contract	General
Contract start date	01/06/2012
Contract end date	

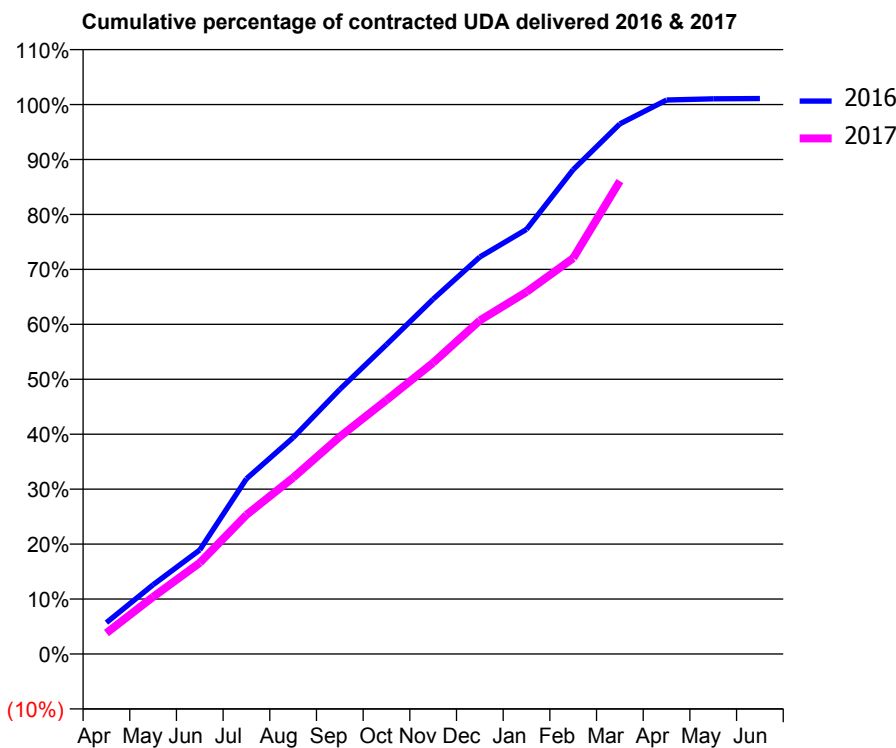
16/17 Contracted general activity (UDA)	36,616
Carry forward general activity (UDA)	0
16/17 Contracted orthodontic activity (UOA)	0
Carry forward orthodontic activity (UOA)	0
Baseline contract value	£1,175,261.75

ACCESS*

Patients seen in 24 months	Total	Change since previous quarter
Quarter ending March 2016	11,480	
Quarter ending June 2016	11,401	→
Quarter ending September 2016	11,352	→
Quarter ending December 2016	11,487	→
Quarter ending March 2017	11,769	↑
Variance since March 2016	2.5%	↑



ACTIVITY



Month	Adjusted Scheduled Activity (UDA)	
	2016	2017
April	2,091	1,399
May	4,614	3,807
June	6,935	6,087
July	11,676	9,268
August	14,421	11,756
September	17,631	14,481
October	20,621	16,926
November	23,653	19,409
December	26,461	22,232
January	28,294	24,126
February	32,275	26,381
March	35,325	31,512
April	36,911	
May	36,996	
June	37,016	

QUALITY

	Quantity	Base Number	Contract	AT	Region	England
% of FP17s for the same patient ID Re-attending within 3 months - Children	501	3,610	13.9%	12.4%	13.3%	12.3%
% of FP17s for the same patient ID Re-attending within 3 months - Adults	2,349	14,550	16.1%	17.7%	17.3%	16.7%
% of FP17s for the same patient ID Re-attending between 3 & 9 months - Children	2,250	3,610	62.3%	53.8%	58.9%	57.6%
% of FP17s for the same patient ID Re-attending between 3 & 9 months - Adults	7,477	14,550	51.4%	44.6%	52.2%	50.1%
% of FP17s for Band 1 Urgent Courses	1,350	16,288	8.3%	11.5%	9.2%	9.1%
% of FP17s Relating to Free Repair or Replacements	89	16,288	0.5%	1.0%	1.0%	0.8%
% of FP17s Relating to Continuations	259	16,288	1.6%	1.4%	1.4%	1.2%
% of Patients satisfied with the dentistry they have received	36	38	94.7%	93.9%	93.1%	92.8%
% of Patients satisfied with the time they had to wait for an appointment	36	38	94.7%	89.4%	89.5%	88.7%

* This is based on patients treated on this contract for their most recent course of treatment. Figures in italics indicate the base number of FP17s or Patient Questionnaire responses are less than 100. N/A is shown where the base number of responses is less than 10 during the period. % is calculated as Quantity/Base number*100

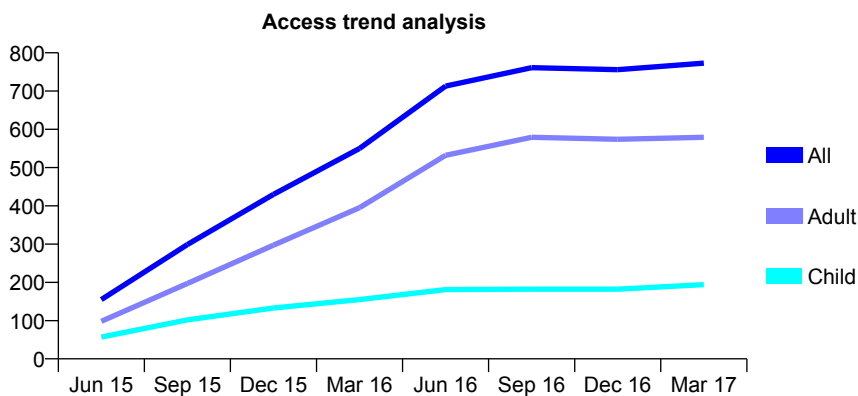
Q48 - Vital Signs At a Glance Contract Report for 146331/0003 - March 2017

Name or company name	Vauxhall Dental Care
Contract type name	PDS Contract
Purpose of contract	General
Contract start date	01/04/2015
Contract end date	31/03/2018

16/17 Contracted general activity (UDA)	5,195
Carry forward general activity (UDA)	0
16/17 Contracted orthodontic activity (UOA)	0
Carry forward orthodontic activity (UOA)	0
Baseline contract value	£430,779.34

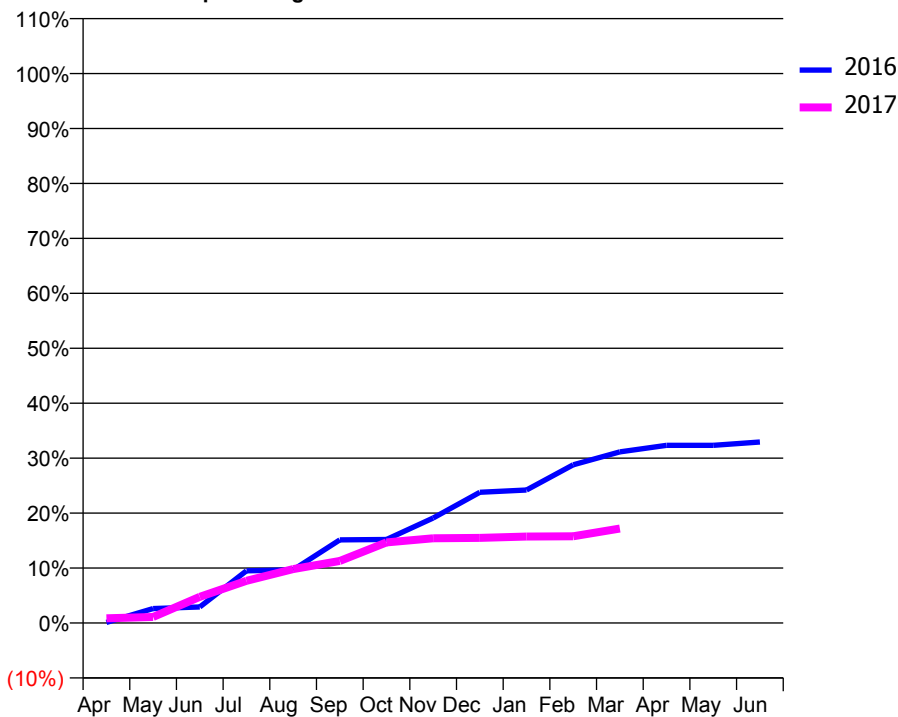
ACCESS*

Patients seen in 24 months	Total	Change since previous quarter
Quarter ending March 2016	550	
Quarter ending June 2016	713	↑
Quarter ending September 2016	761	↑
Quarter ending December 2016	756	→
Quarter ending March 2017	773	↑
Variance since March 2016	40.5%	↑



ACTIVITY

Cumulative percentage of contracted UDA delivered 2016 & 2017



Month	Adjusted Scheduled Activity (UDA)	
	2016	2017
April	5	44
May	137	58
June	152	248
July	493	399
August	502	510
September	786	587
October	790	762
November	992	801
December	1,237	805
January	1,258	817
February	1,496	821
March	1,618	893
April	1,680	
May	1,680	
June	1,711	

QUALITY

	Quantity	Base Number	Contract	AT	Region	England
% of FP17s for the same patient ID Re-attending within 3 months - Children	9	90	10.0%	12.4%	13.3%	12.3%
% of FP17s for the same patient ID Re-attending within 3 months - Adults	74	469	15.8%	17.7%	17.3%	16.7%
% of FP17s for the same patient ID Re-attending between 3 & 9 months - Children	15	90	16.7%	53.8%	58.9%	57.6%
% of FP17s for the same patient ID Re-attending between 3 & 9 months - Adults	127	469	27.1%	44.6%	52.2%	50.1%
% of FP17s for Band 1 Urgent Courses	56	366	15.3%	11.5%	9.2%	9.1%
% of FP17s Relating to Free Repair or Replacements	0	366	0.0%	1.0%	1.0%	0.8%
% of FP17s Relating to Continuations	7	366	1.9%	1.4%	1.4%	1.2%
% of Patients satisfied with the dentistry they have received	0	0	N/A	93.9%	93.1%	92.8%
% of Patients satisfied with the time they had to wait for an appointment	0	0	N/A	89.4%	89.5%	88.7%

* This is based on patients treated on this contract for their most recent course of treatment. Figures in italics indicate the base number of FP17s or Patient Questionnaire responses are less than 100. N/A is shown where the base number of responses is less than 10 during the period. % is calculated as Quantity/Base number*100

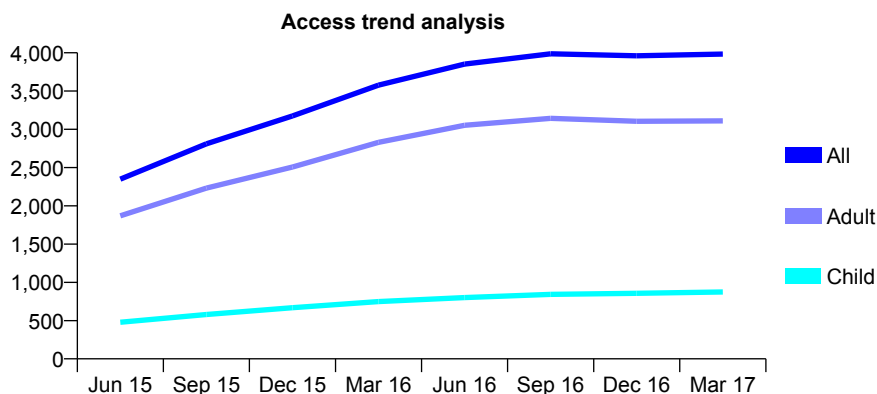
Q48 - Vital Signs At a Glance Contract Report for 147753/0001 - March 2017

Name or company name	Abercromby Health Centre Partnership
Contract type name	GDS Contract
Purpose of contract	General
Contract start date	15/08/2014
Contract end date	

16/17 Contracted general activity (UDA)	13,675
Carry forward general activity (UDA)	0
16/17 Contracted orthodontic activity (UOA)	0
Carry forward orthodontic activity (UOA)	0
Baseline contract value	£417,289.52

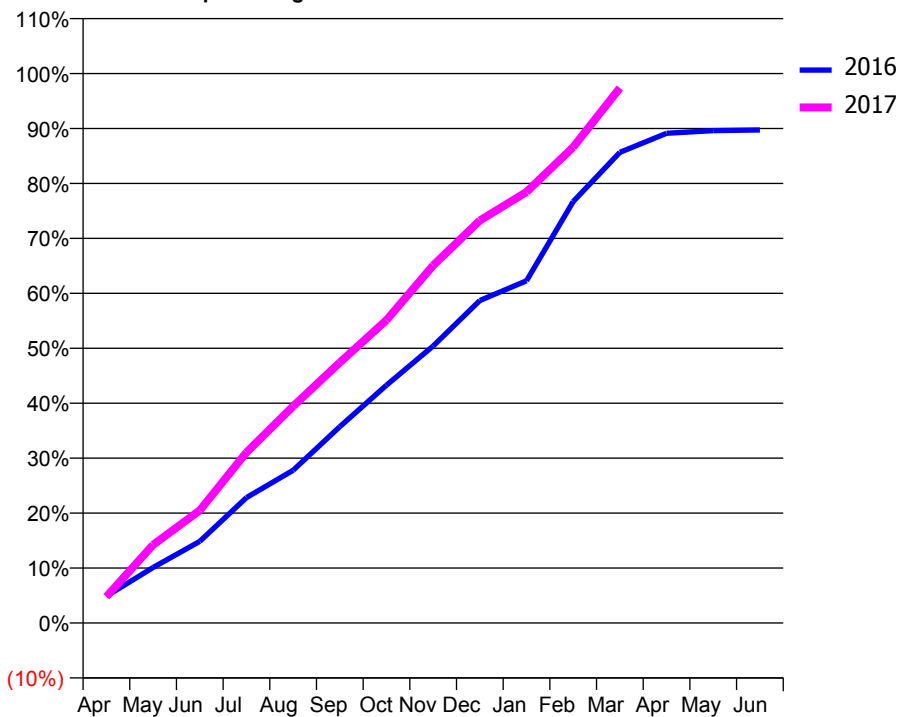
ACCESS*

Patients seen in 24 months	Total	Change since previous quarter
Quarter ending March 2016	3,578	
Quarter ending June 2016	3,853	↑
Quarter ending September 2016	3,987	↑
Quarter ending December 2016	3,961	→
Quarter ending March 2017	3,984	→
Variance since March 2016	11.3%	↑



ACTIVITY

Cumulative percentage of contracted UDA delivered 2016 & 2017



Month	Adjusted Scheduled Activity (UDA)	
	2016	2017
April	667	655
May	1,383	1,947
June	2,032	2,802
July	3,121	4,246
August	3,800	5,393
September	4,885	6,482
October	5,919	7,539
November	6,894	8,900
December	8,024	10,018
January	8,516	10,726
February	10,487	11,842
March	11,712	13,315
April	12,188	
May	12,254	
June	12,272	

QUALITY

	Quantity	Base Number	Contract	AT	Region	England
% of FP17s for the same patient ID Re-attending within 3 months - Children	85	988	8.6%	12.4%	13.3%	12.3%
% of FP17s for the same patient ID Re-attending within 3 months - Adults	758	3,651	20.8%	17.7%	17.3%	16.7%
% of FP17s for the same patient ID Re-attending between 3 & 9 months - Children	420	988	42.5%	53.8%	58.9%	57.6%
% of FP17s for the same patient ID Re-attending between 3 & 9 months - Adults	1,368	3,651	37.5%	44.6%	52.2%	50.1%
% of FP17s for Band 1 Urgent Courses	434	4,431	9.8%	11.5%	9.2%	9.1%
% of FP17s Relating to Free Repair or Replacements	35	4,431	0.8%	1.0%	1.0%	0.8%
% of FP17s Relating to Continuations	141	4,431	3.2%	1.4%	1.4%	1.2%
% of Patients satisfied with the dentistry they have received	11	11	100.0%	93.9%	93.1%	92.8%
% of Patients satisfied with the time they had to wait for an appointment	11	11	100.0%	89.4%	89.5%	88.7%

* This is based on patients treated on this contract for their most recent course of treatment. Figures in italics indicate the base number of FP17s or Patient Questionnaire responses are less than 100. N/A is shown where the base number of responses is less than 10 during the period. % is calculated as Quantity/Base number*100

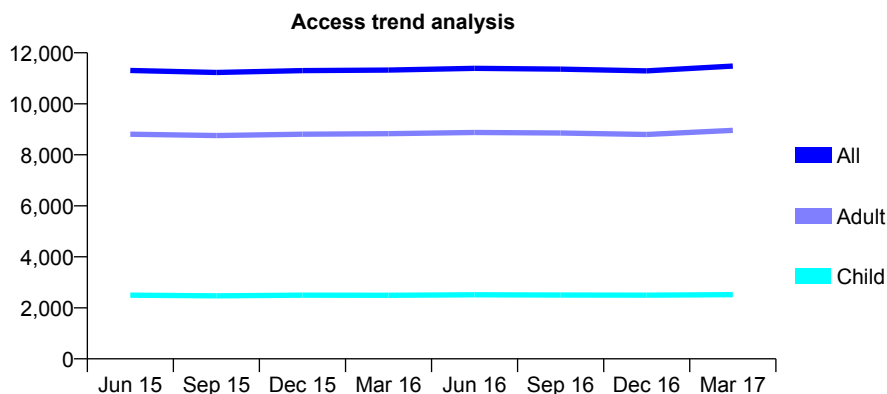
Q48 - Vital Signs At a Glance Contract Report for 148806/0001 - March 2017

Name or company name	The Corner Dental Surgery Ltd
Contract type name	GDS Contract
Purpose of contract	General
Contract start date	01/04/2009
Contract end date	31/03/2019

16/17 Contracted general activity (UDA)	42,000
Carry forward general activity (UDA)	0
16/17 Contracted orthodontic activity (UOA)	0
Carry forward orthodontic activity (UOA)	0
Baseline contract value	£1,059,373.91

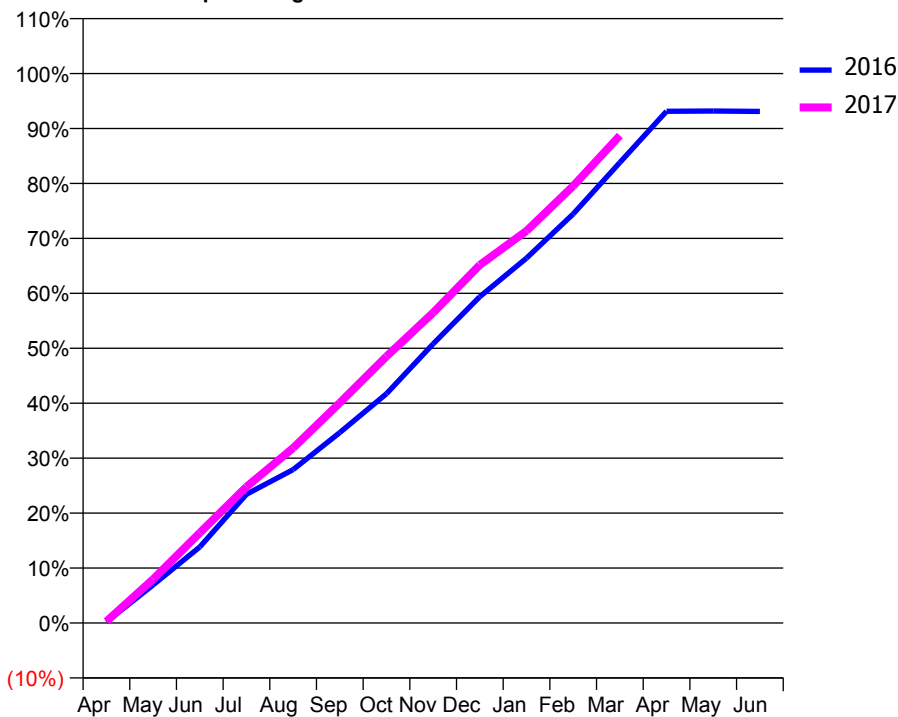
ACCESS*

Patients seen in 24 months	Total	Change since previous quarter
Quarter ending March 2016	11,322	
Quarter ending June 2016	11,392	→
Quarter ending September 2016	11,358	→
Quarter ending December 2016	11,290	→
Quarter ending March 2017	11,480	→
Variance since March 2016	1.4%	→



ACTIVITY

Cumulative percentage of contracted UDA delivered 2016 & 2017



Month	Adjusted Scheduled Activity (UDA)	
	2016	2017
April	85	126
May	2,907	3,345
June	5,813	6,893
July	9,843	10,414
August	11,728	13,376
September	14,562	16,835
October	17,524	20,381
November	21,336	23,727
December	24,942	27,374
January	27,888	29,968
February	31,262	33,409
March	35,198	37,253
April	39,109	
May	39,128	
June	39,102	

QUALITY

	Quantity	Base Number	Contract	AT	Region	England
% of FP17s for the same patient ID Re-attending within 3 months - Children	652	5,070	12.9%	12.4%	13.3%	12.3%
% of FP17s for the same patient ID Re-attending within 3 months - Adults	2,052	13,648	15.0%	17.7%	17.3%	16.7%
% of FP17s for the same patient ID Re-attending between 3 & 9 months - Children	3,480	5,070	68.6%	53.8%	58.9%	57.6%
% of FP17s for the same patient ID Re-attending between 3 & 9 months - Adults	7,755	13,648	56.8%	44.6%	52.2%	50.1%
% of FP17s for Band 1 Urgent Courses	1,183	17,076	6.9%	11.5%	9.2%	9.1%
% of FP17s Relating to Free Repair or Replacements	152	17,076	0.9%	1.0%	1.0%	0.8%
% of FP17s Relating to Continuations	166	17,076	1.0%	1.4%	1.4%	1.2%
% of Patients satisfied with the dentistry they have received	34	36	94.4%	93.9%	93.1%	92.8%
% of Patients satisfied with the time they had to wait for an appointment	34	36	94.4%	89.4%	89.5%	88.7%

* This is based on patients treated on this contract for their most recent course of treatment. Figures in italics indicate the base number of FP17s or Patient Questionnaire responses are less than 100. N/A is shown where the base number of responses is less than 10 during the period. % is calculated as Quantity/Base number*100

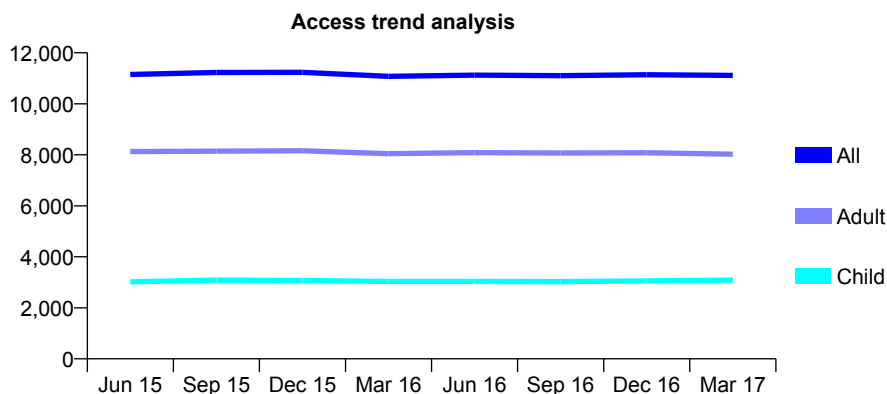
Q48 - Vital Signs At a Glance Contract Report for 149861/0001 - March 2017

Name or company name	Muirhead Dental Practice
Contract type name	GDS Contract
Purpose of contract	General and Orthodontic
Contract start date	01/12/2010
Contract end date	

16/17 Contracted general activity (UDA)	33,903
Carry forward general activity (UDA)	0
16/17 Contracted orthodontic activity (UOA)	70
Carry forward orthodontic activity (UOA)	0
Baseline contract value	£869,401.32

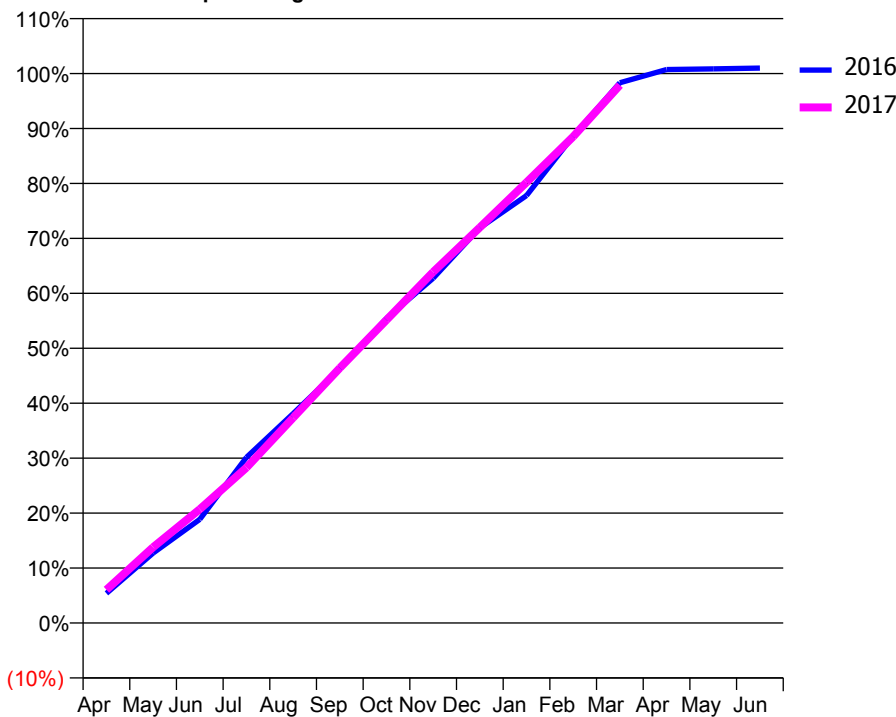
ACCESS*

Patients seen in 24 months	Total	Change since previous quarter
Quarter ending March 2016	11,078	
Quarter ending June 2016	11,125	→
Quarter ending September 2016	11,102	→
Quarter ending December 2016	11,141	→
Quarter ending March 2017	11,113	→
Variance since March 2016	0.3%	→



ACTIVITY

Cumulative percentage of contracted UDA delivered 2016 & 2017



Month	Adjusted Scheduled Activity (UDA)	
	2016	2017
April	1,834	2,057
May	4,313	4,675
June	6,399	7,021
July	10,223	9,586
August	12,920	12,670
September	15,690	15,733
October	18,793	18,699
November	21,272	21,661
December	24,382	24,407
January	26,372	27,187
February	30,038	30,005
March	33,330	33,185
April	34,144	
May	34,189	
June	34,237	

QUALITY

	Quantity	Base Number	Contract	AT	Region	England
% of FP17s for the same patient ID Re-attending within 3 months - Children	316	4,134	7.6%	12.4%	13.3%	12.3%
% of FP17s for the same patient ID Re-attending within 3 months - Adults	1,427	10,015	14.2%	17.7%	17.3%	16.7%
% of FP17s for the same patient ID Re-attending between 3 & 9 months - Children	2,162	4,134	52.3%	53.8%	58.9%	57.6%
% of FP17s for the same patient ID Re-attending between 3 & 9 months - Adults	4,715	10,015	47.1%	44.6%	52.2%	50.1%
% of FP17s for Band 1 Urgent Courses	1,287	13,178	9.8%	11.5%	9.2%	9.1%
% of FP17s Relating to Free Repair or Replacements	85	13,178	0.6%	1.0%	1.0%	0.8%
% of FP17s Relating to Continuations	207	13,178	1.6%	1.4%	1.4%	1.2%
% of Patients satisfied with the dentistry they have received	27	28	96.4%	93.9%	93.1%	92.8%
% of Patients satisfied with the time they had to wait for an appointment	26	28	92.9%	89.4%	89.5%	88.7%

* This is based on patients treated on this contract for their most recent course of treatment. Figures in italics indicate the base number of FP17s or Patient Questionnaire responses are less than 100. N/A is shown where the base number of responses is less than 10 during the period. % is calculated as Quantity/Base number*100

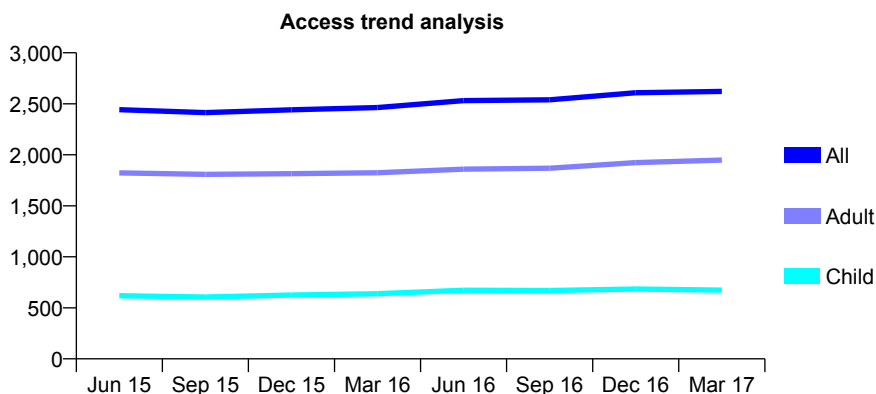
Q48 - Vital Signs At a Glance Contract Report for 158801/0001 - March 2017

Name or company name	kotecha & Partners
Contract type name	GDS Contract
Purpose of contract	General
Contract start date	01/11/2010
Contract end date	

16/17 Contracted general activity (UDA)	8,050
Carry forward general activity (UDA)	0
16/17 Contracted orthodontic activity (UOA)	0
Carry forward orthodontic activity (UOA)	0
Baseline contract value	£315,556.18

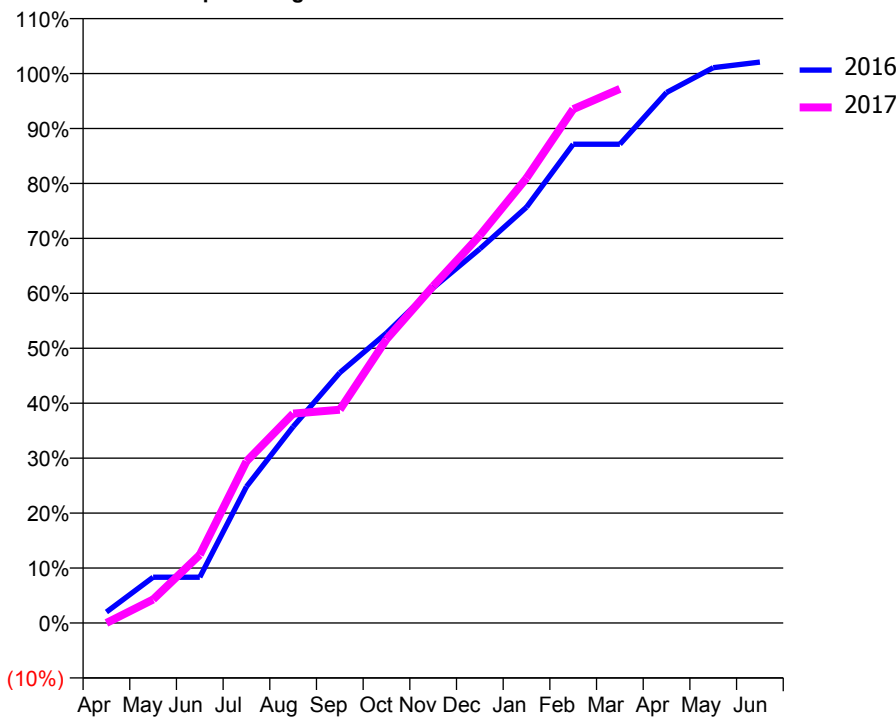
ACCESS*

Patients seen in 24 months	Total	Change since previous quarter
Quarter ending March 2016	2,463	
Quarter ending June 2016	2,531	↑
Quarter ending September 2016	2,539	→
Quarter ending December 2016	2,608	↑
Quarter ending March 2017	2,622	→
Variance since March 2016	6.5%	↑



ACTIVITY

Cumulative percentage of contracted UDA delivered 2016 & 2017



Adjusted Scheduled Activity (UDA)

Month	2016	2017
April	161	0
May	671	346
June	671	999
July	1,998	2,369
August	2,877	3,067
September	3,667	3,125
October	4,248	4,156
November	4,910	4,936
December	5,481	5,677
January	6,091	6,517
February	7,014	7,528
March	7,014	7,825
April	7,772	
May	8,136	
June	8,216	

QUALITY

	Quantity	Base Number	Contract	AT	Region	England
% of FP17s for the same patient ID Re-attending within 3 months - Children	145	1,236	11.7%	12.4%	13.3%	12.3%
% of FP17s for the same patient ID Re-attending within 3 months - Adults	617	3,072	20.1%	17.7%	17.3%	16.7%
% of FP17s for the same patient ID Re-attending between 3 & 9 months - Children	683	1,236	55.3%	53.8%	58.9%	57.6%
% of FP17s for the same patient ID Re-attending between 3 & 9 months - Adults	1,574	3,072	51.2%	44.6%	52.2%	50.1%
% of FP17s for Band 1 Urgent Courses	567	3,751	15.1%	11.5%	9.2%	9.1%
% of FP17s Relating to Free Repair or Replacements	13	3,751	0.3%	1.0%	1.0%	0.8%
% of FP17s Relating to Continuations	27	3,751	0.7%	1.4%	1.4%	1.2%
% of Patients satisfied with the dentistry they have received	12	15	80.0%	93.9%	93.1%	92.8%
% of Patients satisfied with the time they had to wait for an appointment	13	15	86.7%	89.4%	89.5%	88.7%

* This is based on patients treated on this contract for their most recent course of treatment. Figures in italics indicate the base number of FP17s or Patient Questionnaire responses are less than 100. N/A is shown where the base number of responses is less than 10 during the period. % is calculated as Quantity/Base number*100

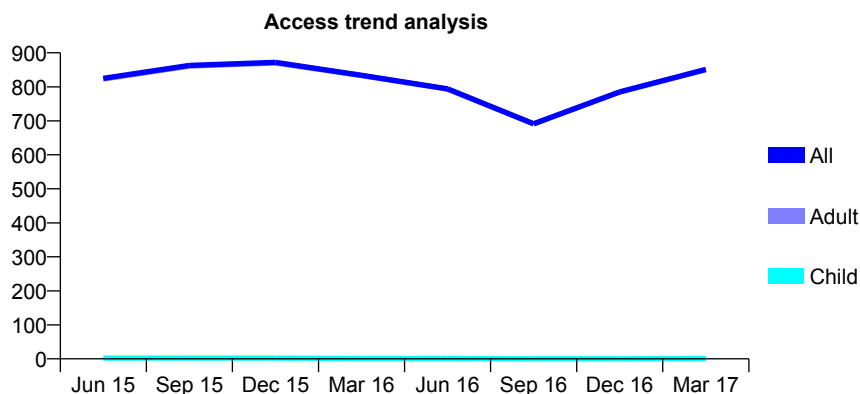
Q48 - Vital Signs At a Glance Contract Report for 159255/0001 - March 2017

Name or company name	Prison Dental Service - HMP Liverpool
Contract type name	GDS Contract
Purpose of contract	General
Contract start date	01/10/2007
Contract end date	

16/17 Contracted general activity (UDA)	4,000
Carry forward general activity (UDA)	0
16/17 Contracted orthodontic activity (UOA)	0
Carry forward orthodontic activity (UOA)	0
Baseline contract value	£0.00

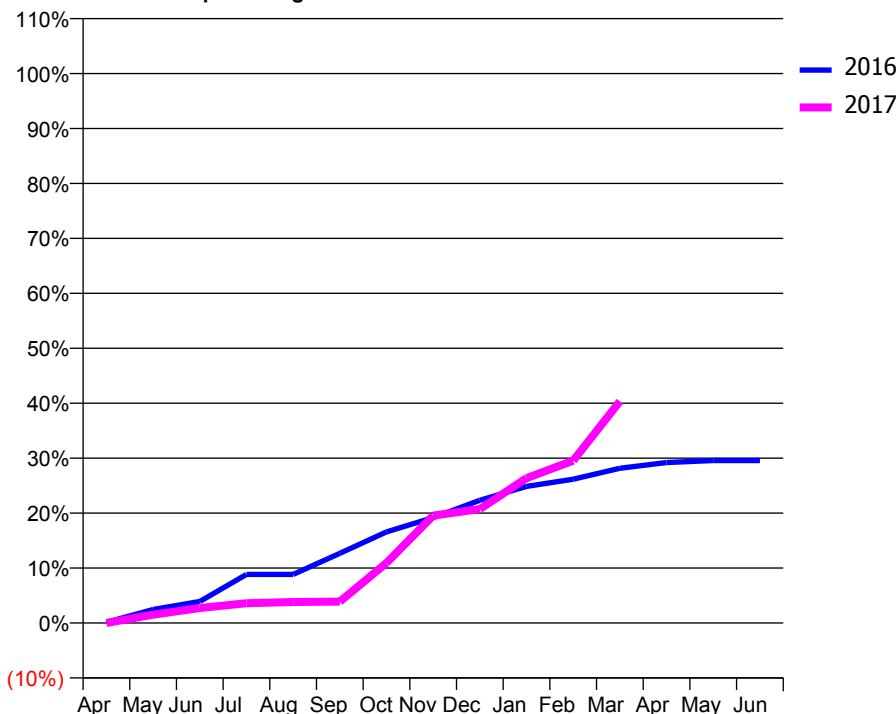
ACCESS*

Patients seen in 24 months	Total	Change since previous quarter
Quarter ending March 2016	834	
Quarter ending June 2016	794	↓
Quarter ending September 2016	691	↓
Quarter ending December 2016	785	↑
Quarter ending March 2017	851	↑
Variance since March 2016	2.0%	↑



ACTIVITY

Cumulative percentage of contracted UDA delivered 2016 & 2017



Month	Adjusted Scheduled Activity (UDA)	
	2016	2017
April	6	0
May	98	61
June	157	109
July	354	144
August	354	153
September	507	156
October	663	437
November	768	782
December	894	829
January	994	1,055
February	1,046	1,181
March	1,127	1,614
April	1,168	
May	1,183	
June	1,183	

QUALITY

	Quantity	Base Number	Contract	AT	Region	England
% of FP17s for the same patient ID Re-attending within 3 months - Children	0	1	0.0%	12.4%	13.3%	12.3%
% of FP17s for the same patient ID Re-attending within 3 months - Adults	90	737	12.2%	17.7%	17.3%	16.7%
% of FP17s for the same patient ID Re-attending between 3 & 9 months - Children	0	1	0.0%	53.8%	58.9%	57.6%
% of FP17s for the same patient ID Re-attending between 3 & 9 months - Adults	52	737	7.1%	44.6%	52.2%	50.1%
% of FP17s for Band 1 Urgent Courses	394	664	59.3%	11.5%	9.2%	9.1%
% of FP17s Relating to Free Repair or Replacements	0	664	0.0%	1.0%	1.0%	0.8%
% of FP17s Relating to Continuations	0	664	0.0%	1.4%	1.4%	1.2%
% of Patients satisfied with the dentistry they have received	0	1	N/A	93.9%	93.1%	92.8%
% of Patients satisfied with the time they had to wait for an appointment	0	1	N/A	89.4%	89.5%	88.7%

* This is based on patients treated on this contract for their most recent course of treatment. Figures in italics indicate the base number of FP17s or Patient Questionnaire responses are less than 100. N/A is shown where the base number of responses is less than 10 during the period. % is calculated as Quantity/Base number*100

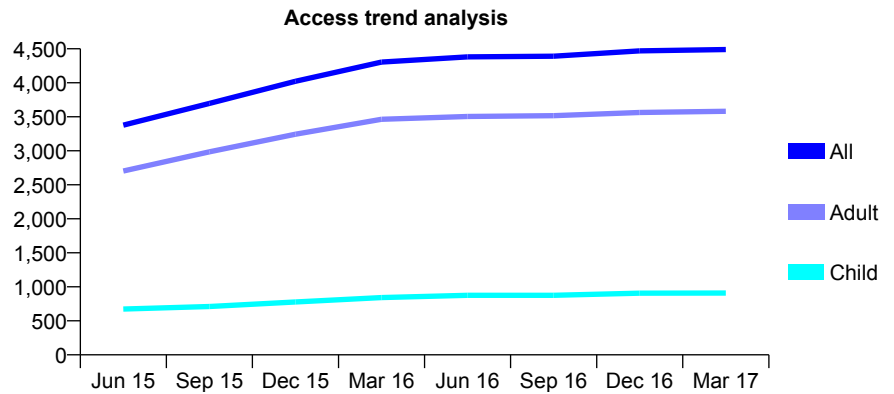
Q48 - Vital Signs At a Glance Contract Report for 161039/0001 - March 2017

Name or company name	Latham Court Smile Centre Limited
Contract type name	GDS Contract
Purpose of contract	General
Contract start date	01/04/2014
Contract end date	

16/17 Contracted general activity (UDA)	15,735
Carry forward general activity (UDA)	0
16/17 Contracted orthodontic activity (UOA)	0
Carry forward orthodontic activity (UOA)	0
Baseline contract value	£401,402.66

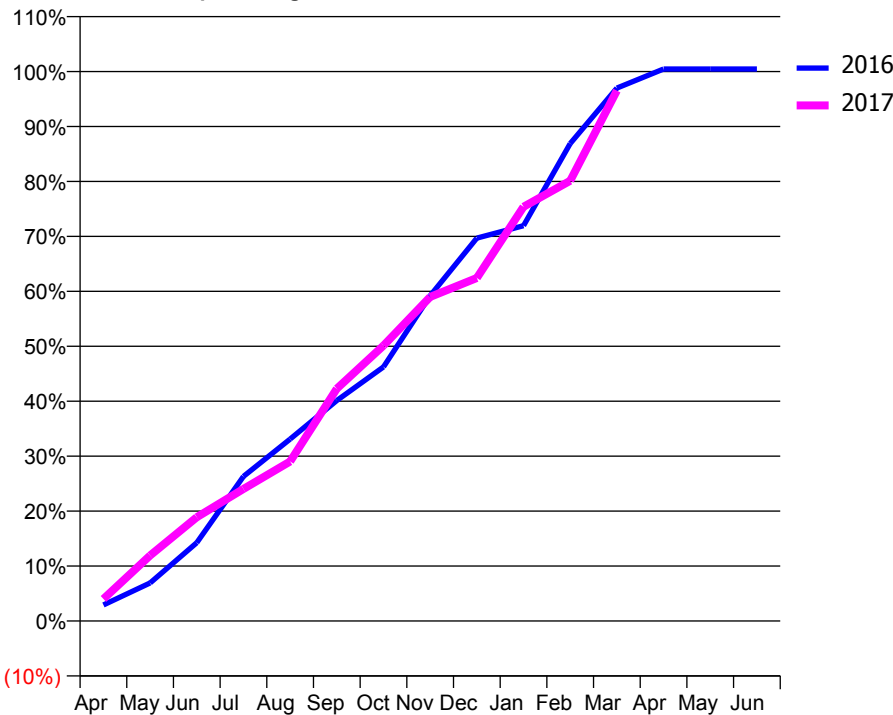
ACCESS*

Patients seen in 24 months	Total	Change since previous quarter
Quarter ending March 2016	4,305	
Quarter ending June 2016	4,381	→
Quarter ending September 2016	4,391	→
Quarter ending December 2016	4,469	→
Quarter ending March 2017	4,489	→
Variance since March 2016	4.3%	↑



ACTIVITY

Cumulative percentage of contracted UDA delivered 2016 & 2017



Month	Adjusted Scheduled Activity (UDA)	
	2016	2017
April	462	633
May	1,090	1,878
June	2,244	2,971
July	4,142	3,781
August	5,212	4,570
September	6,315	6,654
October	7,277	7,887
November	9,314	9,282
December	10,965	9,822
January	11,318	11,861
February	13,673	12,606
March	15,262	15,189
April	15,807	
May	15,804	
June	15,804	

QUALITY

	Quantity	Base Number	Contract	AT	Region	England
% of FP17s for the same patient ID Re-attending within 3 months - Children	68	1,244	5.5%	12.4%	13.3%	12.3%
% of FP17s for the same patient ID Re-attending within 3 months - Adults	417	4,179	10.0%	17.7%	17.3%	16.7%
% of FP17s for the same patient ID Re-attending between 3 & 9 months - Children	648	1,244	52.1%	53.8%	58.9%	57.6%
% of FP17s for the same patient ID Re-attending between 3 & 9 months - Adults	2,036	4,179	48.7%	44.6%	52.2%	50.1%
% of FP17s for Band 1 Urgent Courses	191	4,669	4.1%	11.5%	9.2%	9.1%
% of FP17s Relating to Free Repair or Replacements	41	4,669	0.9%	1.0%	1.0%	0.8%
% of FP17s Relating to Continuations	22	4,669	0.5%	1.4%	1.4%	1.2%
% of Patients satisfied with the dentistry they have received	8	8	N/A	93.9%	93.1%	92.8%
% of Patients satisfied with the time they had to wait for an appointment	8	8	N/A	89.4%	89.5%	88.7%

* This is based on patients treated on this contract for their most recent course of treatment. Figures in italics indicate the base number of FP17s or Patient Questionnaire responses are less than 100. N/A is shown where the base number of responses is less than 10 during the period. % is calculated as Quantity/Base number*100

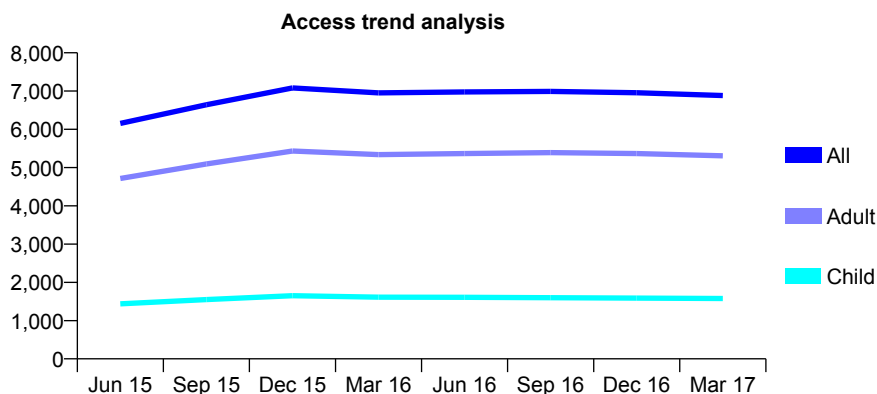
Q48 - Vital Signs At a Glance Contract Report for 161314/0001 - March 2017

Name or company name	Chantastic Limited
Contract type name	GDS Contract
Purpose of contract	General
Contract start date	01/01/2014
Contract end date	

16/17 Contracted general activity (UDA)	30,685
Carry forward general activity (UDA)	0
16/17 Contracted orthodontic activity (UOA)	0
Carry forward orthodontic activity (UOA)	0
Baseline contract value	£782,782.98

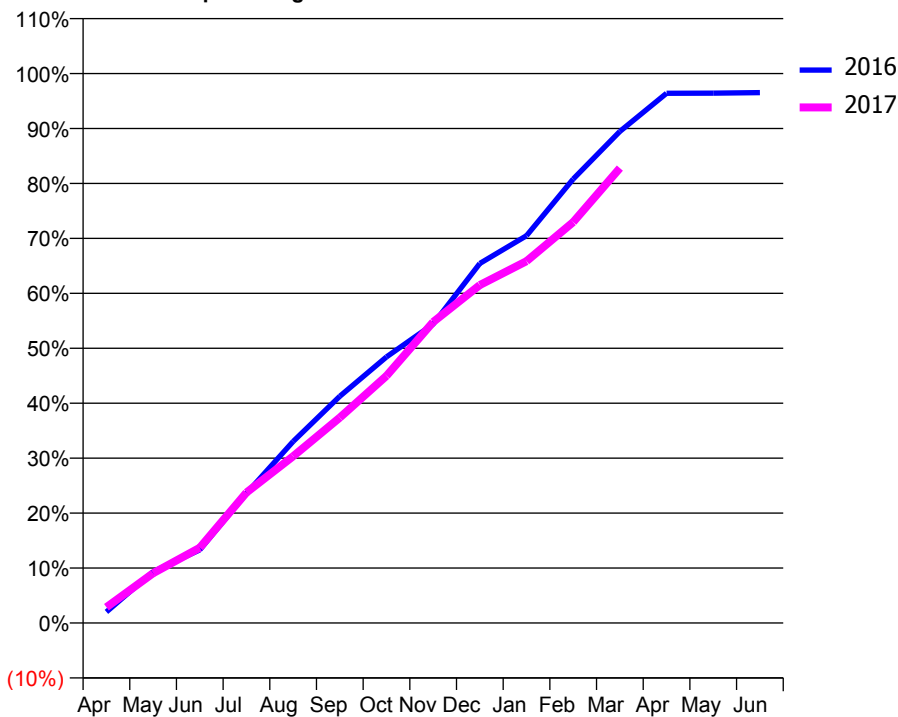
ACCESS*

Patients seen in 24 months	Total	Change since previous quarter
Quarter ending March 2016	6,953	
Quarter ending June 2016	6,976	→
Quarter ending September 2016	6,991	→
Quarter ending December 2016	6,955	→
Quarter ending March 2017	6,882	↓
Variance since March 2016	(1.0%)	↓



ACTIVITY

Cumulative percentage of contracted UDA delivered 2016 & 2017



Month	Adjusted Scheduled Activity (UDA)	
	2016	2017
April	621	880
May	2,867	2,785
June	4,088	4,207
July	7,241	7,288
August	10,136	9,311
September	12,665	11,473
October	14,860	13,802
November	16,690	16,810
December	20,080	18,875
January	21,628	20,202
February	24,792	22,391
March	27,450	25,403
April	29,582	
May	29,590	
June	29,617	

QUALITY

	Quantity	Base Number	Contract	AT	Region	England
% of FP17s for the same patient ID Re-attending within 3 months - Children	154	2,007	7.7%	12.4%	13.3%	12.3%
% of FP17s for the same patient ID Re-attending within 3 months - Adults	882	6,479	13.6%	17.7%	17.3%	16.7%
% of FP17s for the same patient ID Re-attending between 3 & 9 months - Children	1,055	2,007	52.6%	53.8%	58.9%	57.6%
% of FP17s for the same patient ID Re-attending between 3 & 9 months - Adults	3,157	6,479	48.7%	44.6%	52.2%	50.1%
% of FP17s for Band 1 Urgent Courses	672	7,950	8.5%	11.5%	9.2%	9.1%
% of FP17s Relating to Free Repair or Replacements	80	7,950	1.0%	1.0%	1.0%	0.8%
% of FP17s Relating to Continuations	75	7,950	0.9%	1.4%	1.4%	1.2%
% of Patients satisfied with the dentistry they have received	26	27	96.3%	93.9%	93.1%	92.8%
% of Patients satisfied with the time they had to wait for an appointment	27	27	100.0%	89.4%	89.5%	88.7%

* This is based on patients treated on this contract for their most recent course of treatment. Figures in italics indicate the base number of FP17s or Patient Questionnaire responses are less than 100. N/A is shown where the base number of responses is less than 10 during the period. % is calculated as Quantity/Base number*100

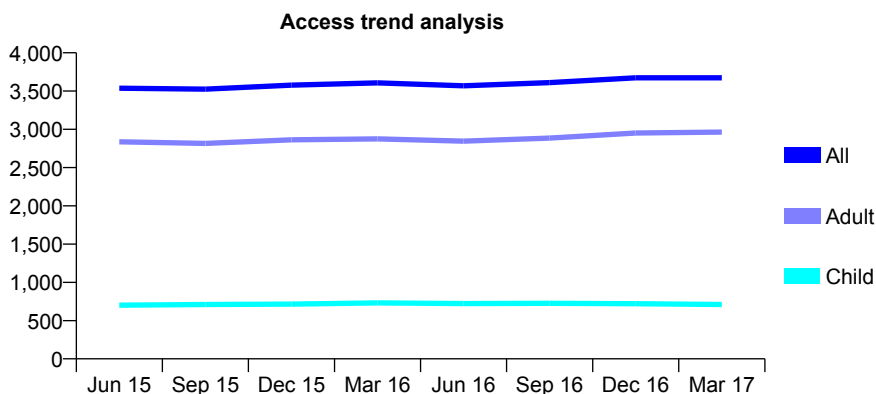
Q48 - Vital Signs At a Glance Contract Report for 161500/0001 - March 2017

Name or company name	T & T Dental
Contract type name	GDS Contract
Purpose of contract	General
Contract start date	01/04/2010
Contract end date	

16/17 Contracted general activity (UDA)	13,652
Carry forward general activity (UDA)	0
16/17 Contracted orthodontic activity (UOA)	0
Carry forward orthodontic activity (UOA)	0
Baseline contract value	£348,264.95

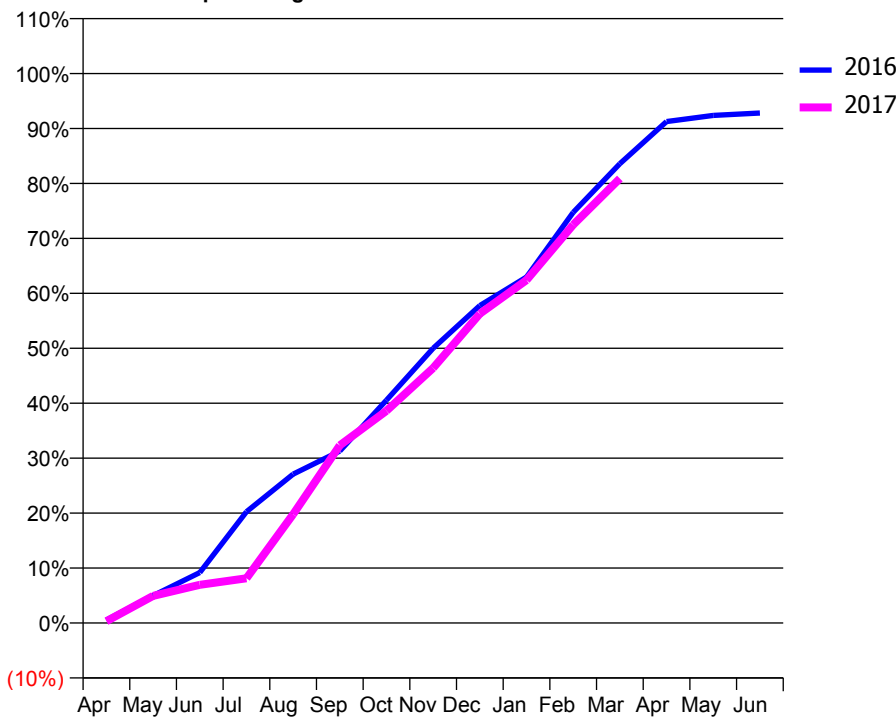
ACCESS*

Patients seen in 24 months	Total	Change since previous quarter
Quarter ending March 2016	3,607	
Quarter ending June 2016	3,569	↓
Quarter ending September 2016	3,611	→
Quarter ending December 2016	3,673	→
Quarter ending March 2017	3,673	→
Variance since March 2016	1.8%	→



ACTIVITY

Cumulative percentage of contracted UDA delivered 2016 & 2017



Adjusted Scheduled Activity (UDA)

Month	2016	2017
April	76	44
May	680	675
June	1,255	949
July	2,763	1,112
August	3,698	2,702
September	4,272	4,415
October	5,539	5,271
November	6,825	6,338
December	7,886	7,683
January	8,595	8,518
February	10,201	9,894
March	11,413	11,044
April	12,459	
May	12,611	
June	12,671	

QUALITY

	Quantity	Base Number	Contract	AT	Region	England
% of FP17s for the same patient ID Re-attending within 3 months - Children	173	1,079	16.0%	12.4%	13.3%	12.3%
% of FP17s for the same patient ID Re-attending within 3 months - Adults	878	4,345	20.2%	17.7%	17.3%	16.7%
% of FP17s for the same patient ID Re-attending between 3 & 9 months - Children	552	1,079	51.2%	53.8%	58.9%	57.6%
% of FP17s for the same patient ID Re-attending between 3 & 9 months - Adults	2,170	4,345	49.9%	44.6%	52.2%	50.1%
% of FP17s for Band 1 Urgent Courses	607	4,800	12.6%	11.5%	9.2%	9.1%
% of FP17s Relating to Free Repair or Replacements	79	4,800	1.6%	1.0%	1.0%	0.8%
% of FP17s Relating to Continuations	62	4,800	1.3%	1.4%	1.4%	1.2%
% of Patients satisfied with the dentistry they have received	19	19	100.0%	93.9%	93.1%	92.8%
% of Patients satisfied with the time they had to wait for an appointment	18	19	94.7%	89.4%	89.5%	88.7%

* This is based on patients treated on this contract for their most recent course of treatment. Figures in italics indicate the base number of FP17s or Patient Questionnaire responses are less than 100. N/A is shown where the base number of responses is less than 10 during the period. % is calculated as Quantity/Base number*100

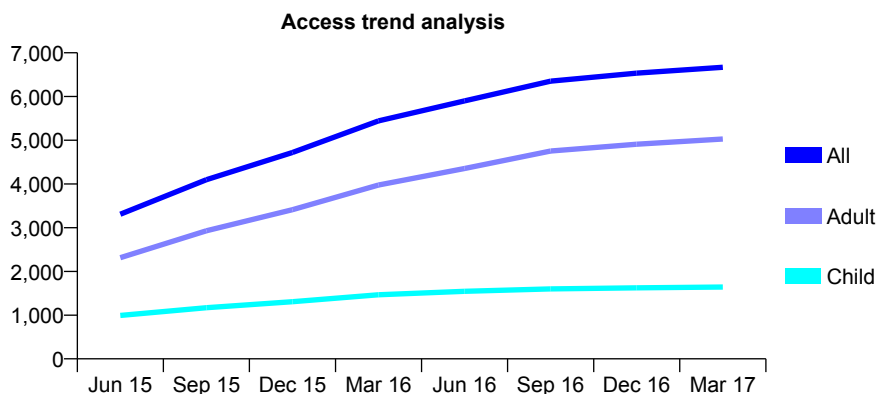
Q48 - Vital Signs At a Glance Contract Report for 165239/0001 - March 2017

Name or company name	Ventre & Ventre Limited
Contract type name	GDS Contract
Purpose of contract	General and Orthodontic
Contract start date	01/11/2014
Contract end date	

16/17 Contracted general activity (UDA)	24,053
Carry forward general activity (UDA)	359
16/17 Contracted orthodontic activity (UOA)	400
Carry forward orthodontic activity (UOA)	0
Baseline contract value	£779,162.21

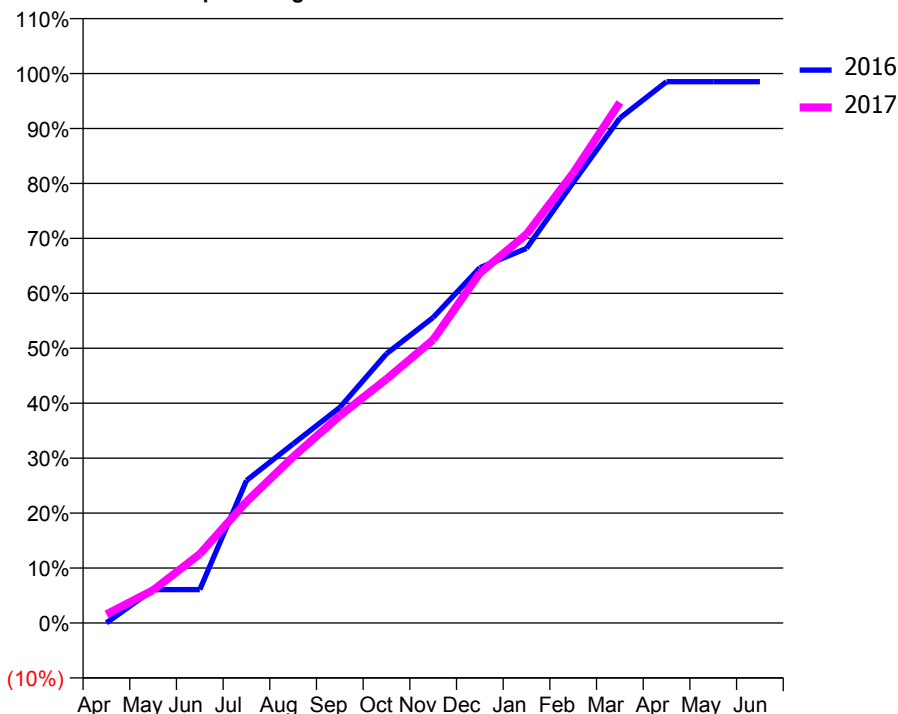
ACCESS*

Patients seen in 24 months	Total	Change since previous quarter
Quarter ending March 2016	5,443	
Quarter ending June 2016	5,899	↑
Quarter ending September 2016	6,353	↑
Quarter ending December 2016	6,535	↑
Quarter ending March 2017	6,669	↑
Variance since March 2016	22.5%	↑



ACTIVITY

Cumulative percentage of contracted UDA delivered 2016 & 2017



Month	Adjusted Scheduled Activity (UDA)	
	2016	2017
April	8	385
May	1,459	1,441
June	1,459	3,021
July	6,237	5,311
August	7,840	7,277
September	9,433	9,074
October	11,785	10,679
November	13,373	12,398
December	15,555	15,316
January	16,400	17,019
February	19,279	19,694
March	22,100	22,782
April	23,693	
May	23,694	
June	23,694	

QUALITY

	Quantity	Base Number	Contract	AT	Region	England
% of FP17s for the same patient ID Re-attending within 3 months - Children	410	2,448	16.7%	12.4%	13.3%	12.3%
% of FP17s for the same patient ID Re-attending within 3 months - Adults	1,480	6,309	23.5%	17.7%	17.3%	16.7%
% of FP17s for the same patient ID Re-attending between 3 & 9 months - Children	1,159	2,448	47.3%	53.8%	58.9%	57.6%
% of FP17s for the same patient ID Re-attending between 3 & 9 months - Adults	2,235	6,309	35.4%	44.6%	52.2%	50.1%
% of FP17s for Band 1 Urgent Courses	1,596	8,253	19.3%	11.5%	9.2%	9.1%
% of FP17s Relating to Free Repair or Replacements	79	8,253	1.0%	1.0%	1.0%	0.8%
% of FP17s Relating to Continuations	82	8,253	1.0%	1.4%	1.4%	1.2%
% of Patients satisfied with the dentistry they have received	8	8	N/A	93.9%	93.1%	92.8%
% of Patients satisfied with the time they had to wait for an appointment	7	8	N/A	89.4%	89.5%	88.7%

* This is based on patients treated on this contract for their most recent course of treatment. Figures in italics indicate the base number of FP17s or Patient Questionnaire responses are less than 100. N/A is shown where the base number of responses is less than 10 during the period. % is calculated as Quantity/Base number*100

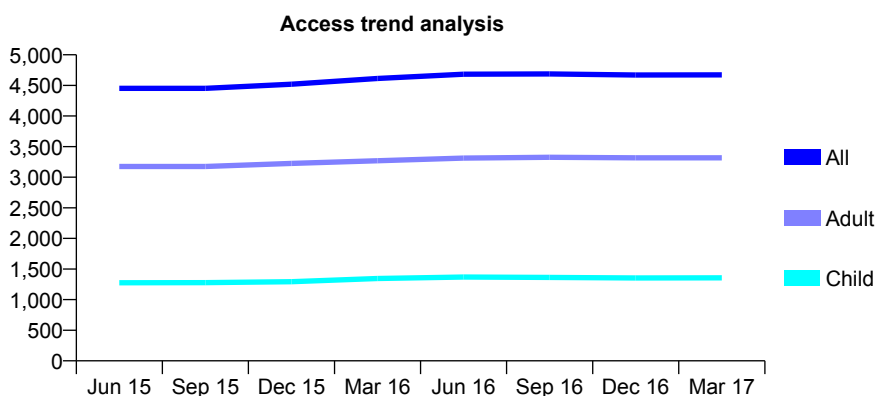
Q48 - Vital Signs At a Glance Contract Report for 166731/0001 - March 2017

Name or company name	Dental Elements
Contract type name	GDS Contract
Purpose of contract	General
Contract start date	30/03/2012
Contract end date	

16/17 Contracted general activity (UDA)	13,000
Carry forward general activity (UDA)	120
16/17 Contracted orthodontic activity (UOA)	0
Carry forward orthodontic activity (UOA)	0
Baseline contract value	£385,035.77

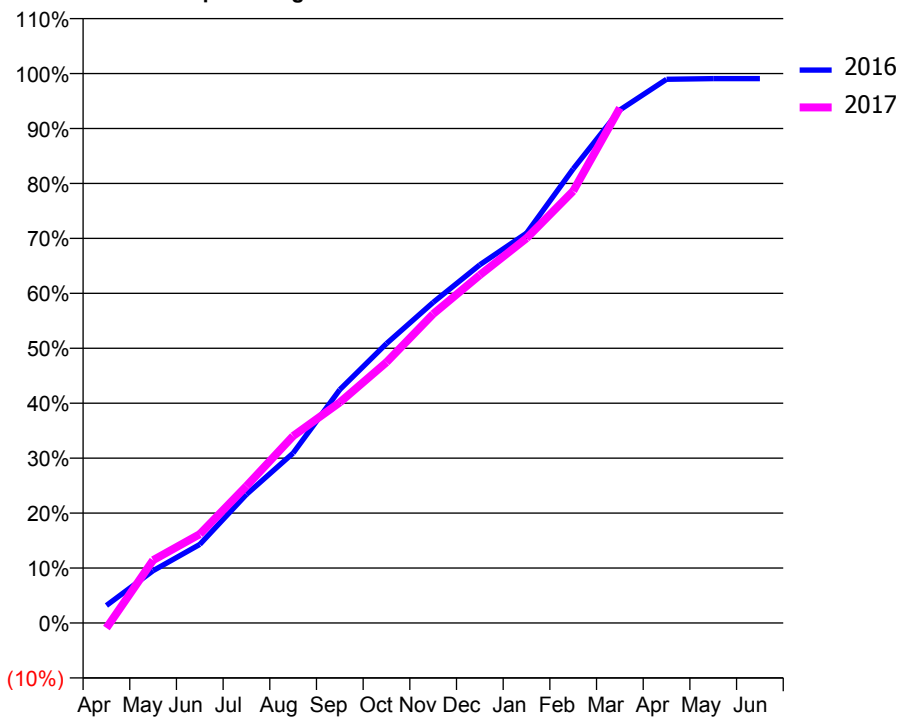
ACCESS*

Patients seen in 24 months	Total	Change since previous quarter
Quarter ending March 2016	4,613	
Quarter ending June 2016	4,683	→
Quarter ending September 2016	4,688	→
Quarter ending December 2016	4,671	→
Quarter ending March 2017	4,673	→
Variance since March 2016	1.3%	→



ACTIVITY

Cumulative percentage of contracted UDA delivered 2016 & 2017



Month	Adjusted Scheduled Activity (UDA)	
	2016	2017
April	415	-120
May	1,238	1,487
June	1,861	2,104
July	3,043	3,241
August	4,019	4,424
September	5,522	5,221
October	6,611	6,170
November	7,584	7,312
December	8,476	8,231
January	9,221	9,103
February	10,743	10,219
March	12,138	12,184
April	12,864	
May	12,880	
June	12,880	

QUALITY

	Quantity	Base Number	Contract	AT	Region	England
% of FP17s for the same patient ID Re-attending within 3 months - Children	191	2,147	8.9%	12.4%	13.3%	12.3%
% of FP17s for the same patient ID Re-attending within 3 months - Adults	696	4,139	16.8%	17.7%	17.3%	16.7%
% of FP17s for the same patient ID Re-attending between 3 & 9 months - Children	1,132	2,147	52.7%	53.8%	58.9%	57.6%
% of FP17s for the same patient ID Re-attending between 3 & 9 months - Adults	1,738	4,139	42.0%	44.6%	52.2%	50.1%
% of FP17s for Band 1 Urgent Courses	368	5,891	6.2%	11.5%	9.2%	9.1%
% of FP17s Relating to Free Repair or Replacements	64	5,891	1.1%	1.0%	1.0%	0.8%
% of FP17s Relating to Continuations	184	5,891	3.1%	1.4%	1.4%	1.2%
% of Patients satisfied with the dentistry they have received	9	9	N/A	93.9%	93.1%	92.8%
% of Patients satisfied with the time they had to wait for an appointment	9	9	N/A	89.4%	89.5%	88.7%

* This is based on patients treated on this contract for their most recent course of treatment. Figures in italics indicate the base number of FP17s or Patient Questionnaire responses are less than 100. N/A is shown where the base number of responses is less than 10 during the period. % is calculated as Quantity/Base number*100

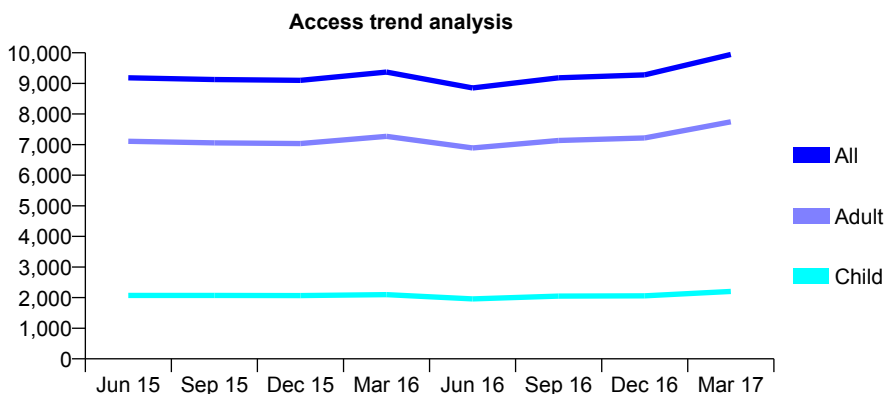
Q48 - Vital Signs At a Glance Contract Report for 169196/0001 - March 2017

Name or company name	Zein and Alraslani
Contract type name	GDS Contract
Purpose of contract	General
Contract start date	01/06/2012
Contract end date	

16/17 Contracted general activity (UDA)	34,141
Carry forward general activity (UDA)	0
16/17 Contracted orthodontic activity (UOA)	0
Carry forward orthodontic activity (UOA)	0
Baseline contract value	£915,925.91

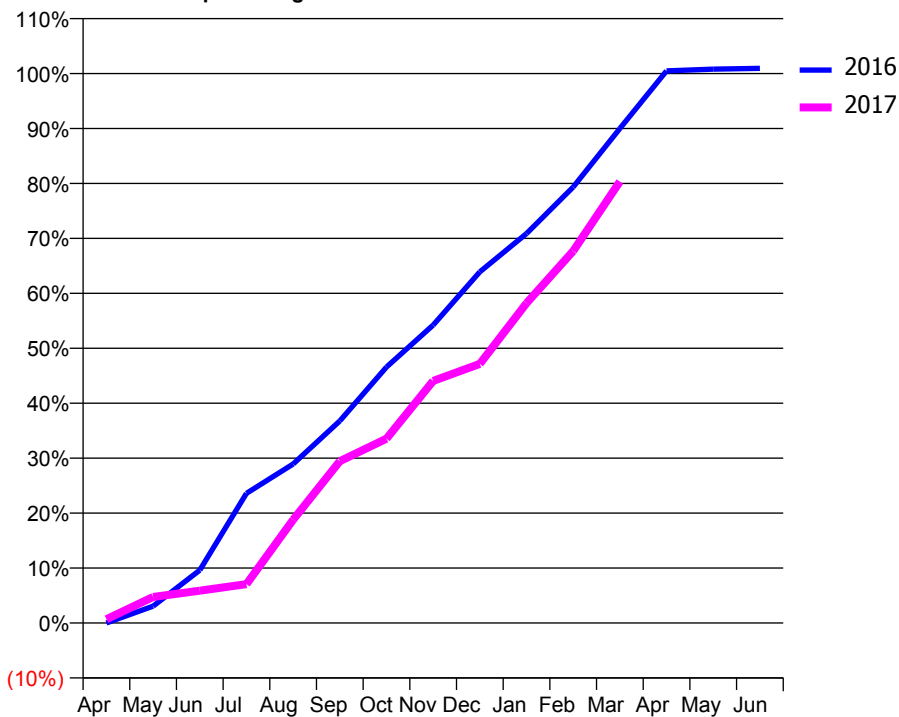
ACCESS*

Patients seen in 24 months	Total	Change since previous quarter
Quarter ending March 2016	9,369	
Quarter ending June 2016	8,853	↓
Quarter ending September 2016	9,185	↑
Quarter ending December 2016	9,279	→
Quarter ending March 2017	9,947	↑
Variance since March 2016	6.2%	↑



ACTIVITY

Cumulative percentage of contracted UDA delivered 2016 & 2017



Month	Adjusted Scheduled Activity (UDA)	
	2016	2017
April	0	236
May	924	1,616
June	2,885	2,006
July	7,081	2,418
August	8,685	6,416
September	11,033	10,055
October	13,975	11,454
November	16,267	15,044
December	19,170	16,100
January	21,265	19,869
February	23,800	23,113
March	26,998	27,427
April	30,141	
May	30,237	
June	30,283	

QUALITY

	Quantity	Base Number	Contract	AT	Region	England
% of FP17s for the same patient ID Re-attending within 3 months - Children	245	2,718	9.0%	12.4%	13.3%	12.3%
% of FP17s for the same patient ID Re-attending within 3 months - Adults	1,454	8,628	16.9%	17.7%	17.3%	16.7%
% of FP17s for the same patient ID Re-attending between 3 & 9 months - Children	1,091	2,718	40.1%	53.8%	58.9%	57.6%
% of FP17s for the same patient ID Re-attending between 3 & 9 months - Adults	2,458	8,628	28.5%	44.6%	52.2%	50.1%
% of FP17s for Band 1 Urgent Courses	1,914	10,353	18.5%	11.5%	9.2%	9.1%
% of FP17s Relating to Free Repair or Replacements	125	10,353	1.2%	1.0%	1.0%	0.8%
% of FP17s Relating to Continuations	47	10,353	0.5%	1.4%	1.4%	1.2%
% of Patients satisfied with the dentistry they have received	18	18	100.0%	93.9%	93.1%	92.8%
% of Patients satisfied with the time they had to wait for an appointment	14	18	77.8%	89.4%	89.5%	88.7%

* This is based on patients treated on this contract for their most recent course of treatment. Figures in italics indicate the base number of FP17s or Patient Questionnaire responses are less than 100. N/A is shown where the base number of responses is less than 10 during the period. % is calculated as Quantity/Base number*100

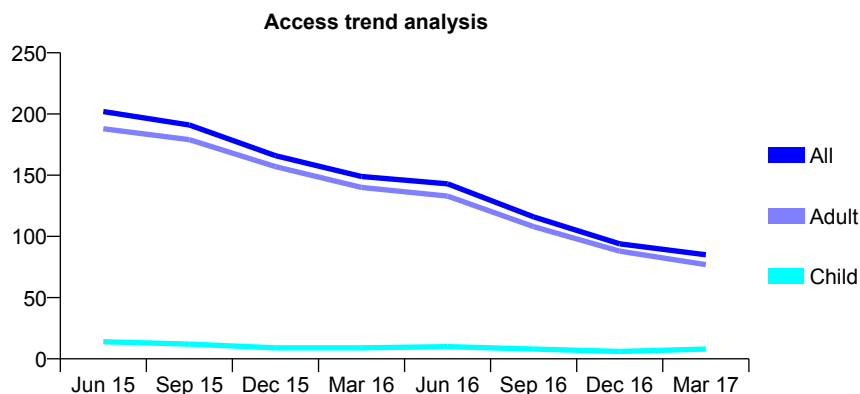
Q48 - Vital Signs At a Glance Contract Report for 169196/0002 - March 2017

Name or company name	Zein and Alraslani
Contract type name	GDS Contract
Purpose of contract	General
Contract start date	01/09/2013
Contract end date	01/06/2016

16/17 Contracted general activity (UDA)	333
Carry forward general activity (UDA)	0
16/17 Contracted orthodontic activity (UOA)	0
Carry forward orthodontic activity (UOA)	0
Baseline contract value	£0.00

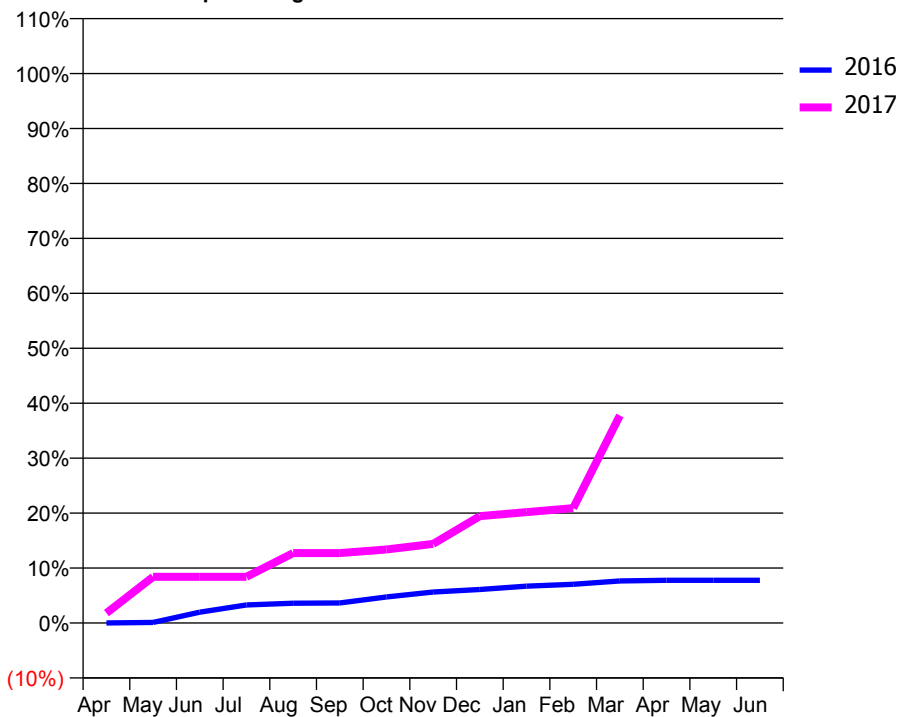
ACCESS*

Patients seen in 24 months	Total	Change since previous quarter
Quarter ending March 2016	149	
Quarter ending June 2016	143	↓
Quarter ending September 2016	116	↓
Quarter ending December 2016	94	↓
Quarter ending March 2017	85	↓
Variance since March 2016	(43.0%)	↓



ACTIVITY

Cumulative percentage of contracted UDA delivered 2016 & 2017



Month	Adjusted Scheduled Activity (UDA)	
	2016	2017
April	0	6
May	2	28
June	40	28
July	66	28
August	72	42
September	73	42
October	95	45
November	113	48
December	122	65
January	134	67
February	141	70
March	153	126
April	155	
May	155	
June	155	

QUALITY

	Quantity	Base Number	Contract	AT	Region	England
% of FP17s for the same patient ID Re-attending within 3 months - Children	0	7	0.0%	12.4%	13.3%	12.3%
% of FP17s for the same patient ID Re-attending within 3 months - Adults	1	92	1.1%	17.7%	17.3%	16.7%
% of FP17s for the same patient ID Re-attending between 3 & 9 months - Children	0	7	0.0%	53.8%	58.9%	57.6%
% of FP17s for the same patient ID Re-attending between 3 & 9 months - Adults	0	92	0.0%	44.6%	52.2%	50.1%
% of FP17s for Band 1 Urgent Courses	84	92	91.3%	11.5%	9.2%	9.1%
% of FP17s Relating to Free Repair or Replacements	0	92	0.0%	1.0%	1.0%	0.8%
% of FP17s Relating to Continuations	0	92	0.0%	1.4%	1.4%	1.2%
% of Patients satisfied with the dentistry they have received	0	0	N/A	93.9%	93.1%	92.8%
% of Patients satisfied with the time they had to wait for an appointment	0	0	N/A	89.4%	89.5%	88.7%

* This is based on patients treated on this contract for their most recent course of treatment. Figures in italics indicate the base number of FP17s or Patient Questionnaire responses are less than 100. N/A is shown where the base number of responses is less than 10 during the period. % is calculated as Quantity/Base number*100

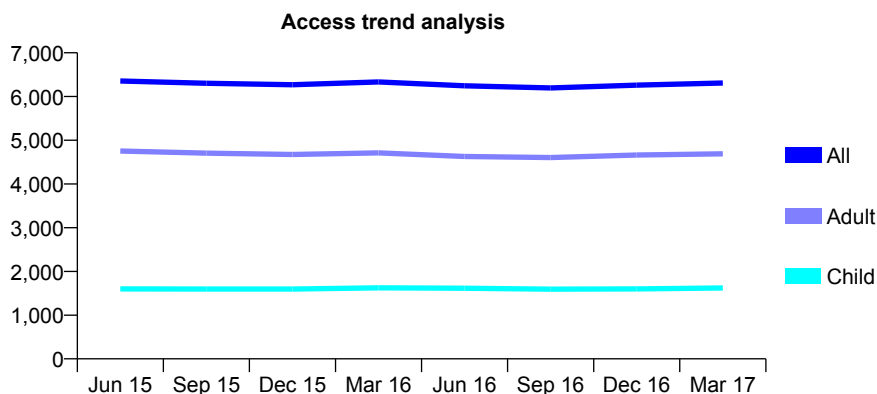
Q48 - Vital Signs At a Glance Contract Report for 170119/0001 - March 2017

Name or company name	Halton Road Family Dental Practice
Contract type name	GDS Contract
Purpose of contract	General
Contract start date	30/03/2012
Contract end date	

16/17 Contracted general activity (UDA)	20,500
Carry forward general activity (UDA)	-687
16/17 Contracted orthodontic activity (UOA)	0
Carry forward orthodontic activity (UOA)	0
Baseline contract value	£462,473.21

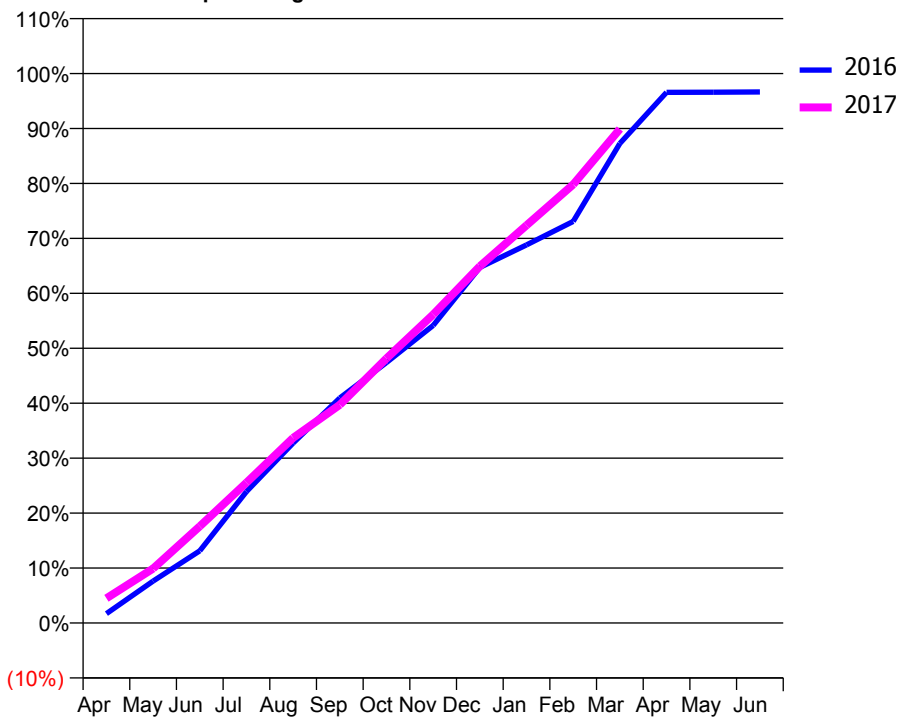
ACCESS*

Patients seen in 24 months	Total	Change since previous quarter
Quarter ending March 2016	6,334	
Quarter ending June 2016	6,244	↓
Quarter ending September 2016	6,196	→
Quarter ending December 2016	6,260	→
Quarter ending March 2017	6,310	→
Variance since March 2016	(0.4%)	→



ACTIVITY

Cumulative percentage of contracted UDA delivered 2016 & 2017



Month	Adjusted Scheduled Activity (UDA)	
	2016	2017
April	352	923
May	1,562	2,030
June	2,693	3,610
July	4,902	5,238
August	6,715	6,908
September	8,395	8,141
October	9,718	9,872
November	11,100	11,508
December	13,266	13,312
January	14,106	14,839
February	14,982	16,361
March	17,893	18,426
April	19,795	
May	19,802	
June	19,813	

QUALITY

	Quantity	Base Number	Contract	AT	Region	England
% of FP17s for the same patient ID Re-attending within 3 months - Children	139	2,187	6.4%	12.4%	13.3%	12.3%
% of FP17s for the same patient ID Re-attending within 3 months - Adults	949	6,028	15.7%	17.7%	17.3%	16.7%
% of FP17s for the same patient ID Re-attending between 3 & 9 months - Children	1,222	2,187	55.9%	53.8%	58.9%	57.6%
% of FP17s for the same patient ID Re-attending between 3 & 9 months - Adults	2,878	6,028	47.7%	44.6%	52.2%	50.1%
% of FP17s for Band 1 Urgent Courses	570	7,585	7.5%	11.5%	9.2%	9.1%
% of FP17s Relating to Free Repair or Replacements	68	7,585	0.9%	1.0%	1.0%	0.8%
% of FP17s Relating to Continuations	269	7,585	3.5%	1.4%	1.4%	1.2%
% of Patients satisfied with the dentistry they have received	17	17	100.0%	93.9%	93.1%	92.8%
% of Patients satisfied with the time they had to wait for an appointment	17	17	100.0%	89.4%	89.5%	88.7%

* This is based on patients treated on this contract for their most recent course of treatment. Figures in italics indicate the base number of FP17s or Patient Questionnaire responses are less than 100. N/A is shown where the base number of responses is less than 10 during the period. % is calculated as Quantity/Base number*100

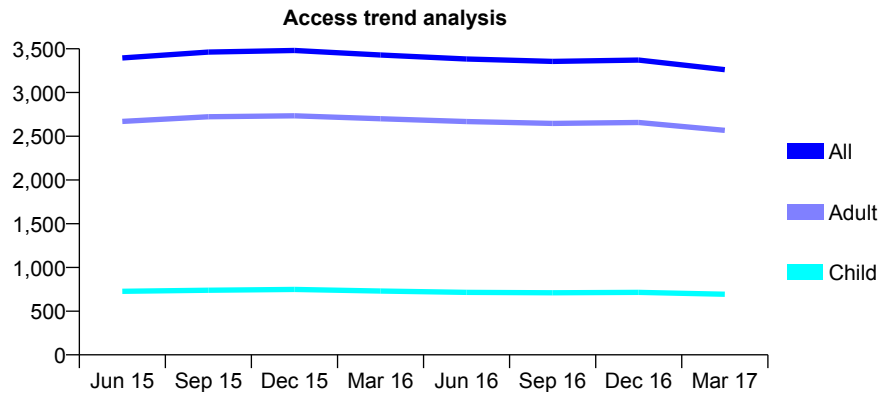
Q48 - Vital Signs At a Glance Contract Report for 170291/0001 - March 2017

Name or company name	Thornton Dental Practice
Contract type name	PDS Contract
Purpose of contract	General
Contract start date	01/04/2011
Contract end date	31/03/2021

16/17 Contracted general activity (UDA)	11,716
Carry forward general activity (UDA)	324
16/17 Contracted orthodontic activity (UOA)	0
Carry forward orthodontic activity (UOA)	0
Baseline contract value	£365,733.71

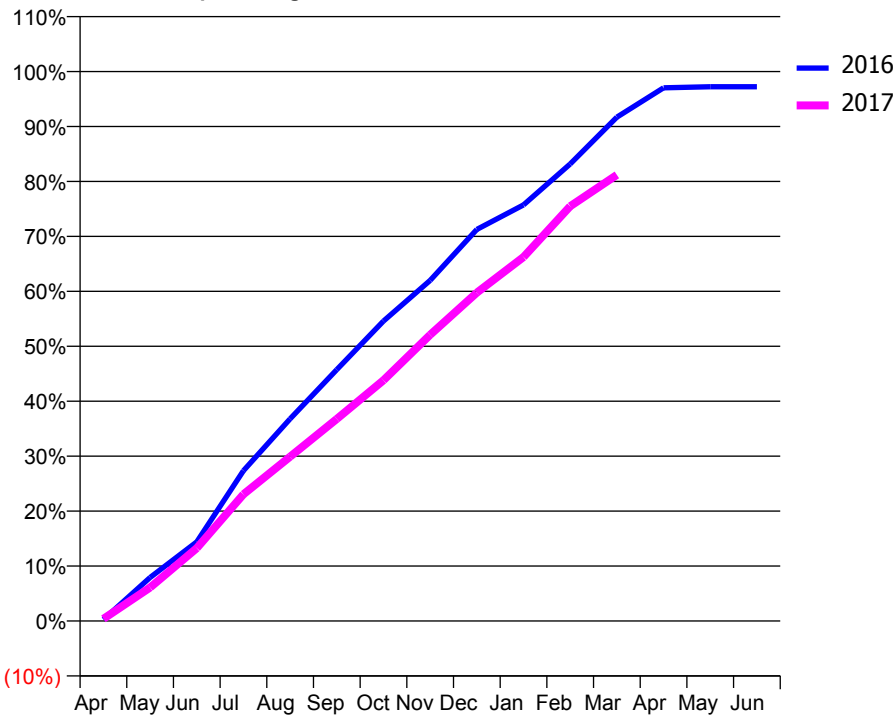
ACCESS*

Patients seen in 24 months	Total	Change since previous quarter
Quarter ending March 2016	3,429	
Quarter ending June 2016	3,383	↓
Quarter ending September 2016	3,356	→
Quarter ending December 2016	3,371	→
Quarter ending March 2017	3,261	↓
Variance since March 2016	(4.9%)	↓



ACTIVITY

Cumulative percentage of contracted UDA delivered 2016 & 2017



Month	Adjusted Scheduled Activity (UDA)	
	2016	2017
April	32	47
May	930	714
June	1,687	1,553
July	3,205	2,704
August	4,313	3,505
September	5,362	4,308
October	6,396	5,134
November	7,262	6,104
December	8,350	7,000
January	8,873	7,760
February	9,744	8,842
March	10,742	9,511
April	11,369	
May	11,392	
June	11,392	

QUALITY

	Quantity	Base Number	Contract	AT	Region	England
% of FP17s for the same patient ID Re-attending within 3 months - Children	92	911	10.1%	12.4%	13.3%	12.3%
% of FP17s for the same patient ID Re-attending within 3 months - Adults	674	3,141	21.5%	17.7%	17.3%	16.7%
% of FP17s for the same patient ID Re-attending between 3 & 9 months - Children	444	911	48.7%	53.8%	58.9%	57.6%
% of FP17s for the same patient ID Re-attending between 3 & 9 months - Adults	1,251	3,141	39.8%	44.6%	52.2%	50.1%
% of FP17s for Band 1 Urgent Courses	655	3,879	16.9%	11.5%	9.2%	9.1%
% of FP17s Relating to Free Repair or Replacements	108	3,879	2.8%	1.0%	1.0%	0.8%
% of FP17s Relating to Continuations	113	3,879	2.9%	1.4%	1.4%	1.2%
% of Patients satisfied with the dentistry they have received	10	10	100.0%	93.9%	93.1%	92.8%
% of Patients satisfied with the time they had to wait for an appointment	8	10	80.0%	89.4%	89.5%	88.7%

* This is based on patients treated on this contract for their most recent course of treatment. Figures in italics indicate the base number of FP17s or Patient Questionnaire responses are less than 100. N/A is shown where the base number of responses is less than 10 during the period. % is calculated as Quantity/Base number*100

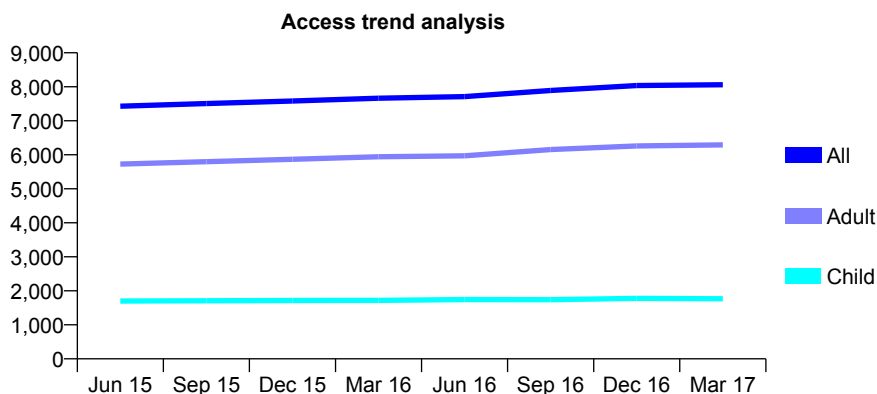
Q48 - Vital Signs At a Glance Contract Report for 171220/0001 - March 2017

Name or company name	L G Woodgate Ltd
Contract type name	GDS Contract
Purpose of contract	General
Contract start date	01/01/2011
Contract end date	

16/17 Contracted general activity (UDA)	27,000
Carry forward general activity (UDA)	0
16/17 Contracted orthodontic activity (UOA)	0
Carry forward orthodontic activity (UOA)	0
Baseline contract value	£672,758.07

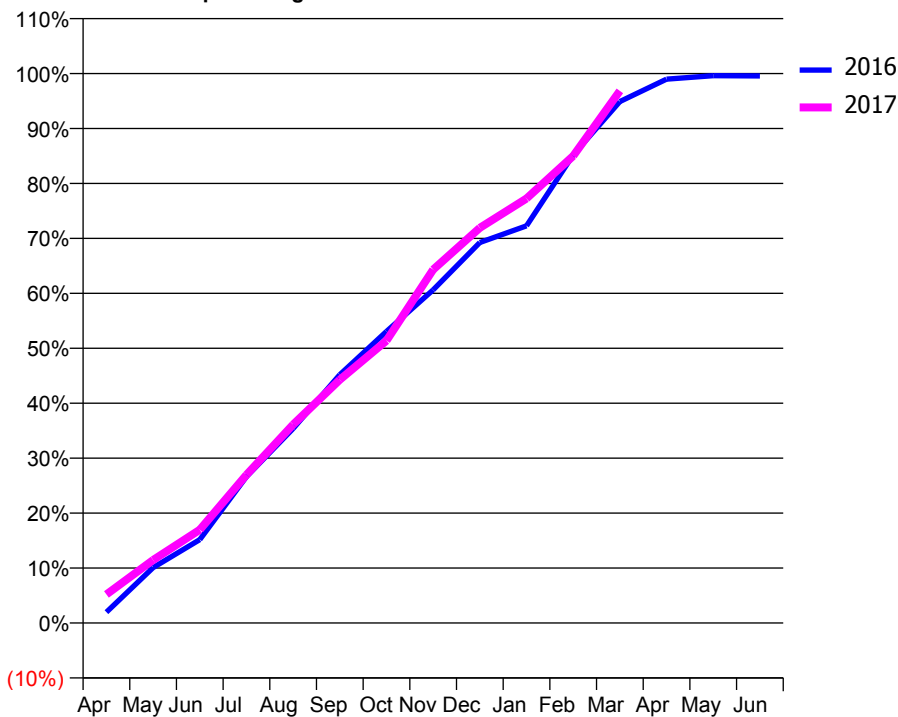
ACCESS*

Patients seen in 24 months	Total	Change since previous quarter
Quarter ending March 2016	7,665	
Quarter ending June 2016	7,712	→
Quarter ending September 2016	7,894	↑
Quarter ending December 2016	8,038	→
Quarter ending March 2017	8,060	→
Variance since March 2016	5.2%	↑



ACTIVITY

Cumulative percentage of contracted UDA delivered 2016 & 2017



Month	Adjusted Scheduled Activity (UDA)	
	2016	2017
April	536	1,407
May	2,721	3,099
June	4,099	4,585
July	7,193	7,280
August	9,558	9,755
September	12,203	11,955
October	14,324	13,876
November	16,373	17,366
December	18,698	19,415
January	19,517	20,860
February	23,000	22,948
March	25,625	26,145
April	26,724	
May	26,890	
June	26,878	

QUALITY

	Quantity	Base Number	Contract	AT	Region	England
% of FP17s for the same patient ID Re-attending within 3 months - Children	259	2,868	9.0%	12.4%	13.3%	12.3%
% of FP17s for the same patient ID Re-attending within 3 months - Adults	1,725	8,575	20.1%	17.7%	17.3%	16.7%
% of FP17s for the same patient ID Re-attending between 3 & 9 months - Children	1,738	2,868	60.6%	53.8%	58.9%	57.6%
% of FP17s for the same patient ID Re-attending between 3 & 9 months - Adults	3,972	8,575	46.3%	44.6%	52.2%	50.1%
% of FP17s for Band 1 Urgent Courses	2,092	11,025	19.0%	11.5%	9.2%	9.1%
% of FP17s Relating to Free Repair or Replacements	339	11,025	3.1%	1.0%	1.0%	0.8%
% of FP17s Relating to Continuations	31	11,025	0.3%	1.4%	1.4%	1.2%
% of Patients satisfied with the dentistry they have received	19	20	95.0%	93.9%	93.1%	92.8%
% of Patients satisfied with the time they had to wait for an appointment	20	20	100.0%	89.4%	89.5%	88.7%

* This is based on patients treated on this contract for their most recent course of treatment. Figures in italics indicate the base number of FP17s or Patient Questionnaire responses are less than 100. N/A is shown where the base number of responses is less than 10 during the period. % is calculated as Quantity/Base number*100

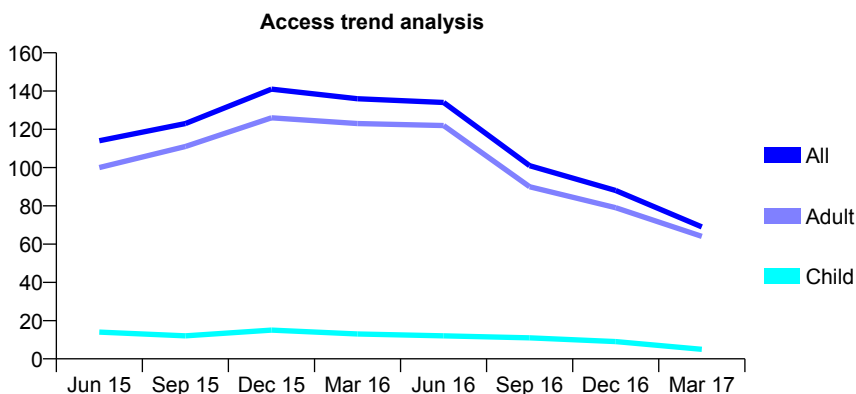
Q48 - Vital Signs At a Glance Contract Report for 171220/0003 - March 2017

Name or company name	L G Woodgate Ltd
Contract type name	PDS Contract
Purpose of contract	General
Contract start date	01/04/2013
Contract end date	31/05/2016

16/17 Contracted general activity (UDA)	260
Carry forward general activity (UDA)	0
16/17 Contracted orthodontic activity (UOA)	0
Carry forward orthodontic activity (UOA)	0
Baseline contract value	£6,774.39

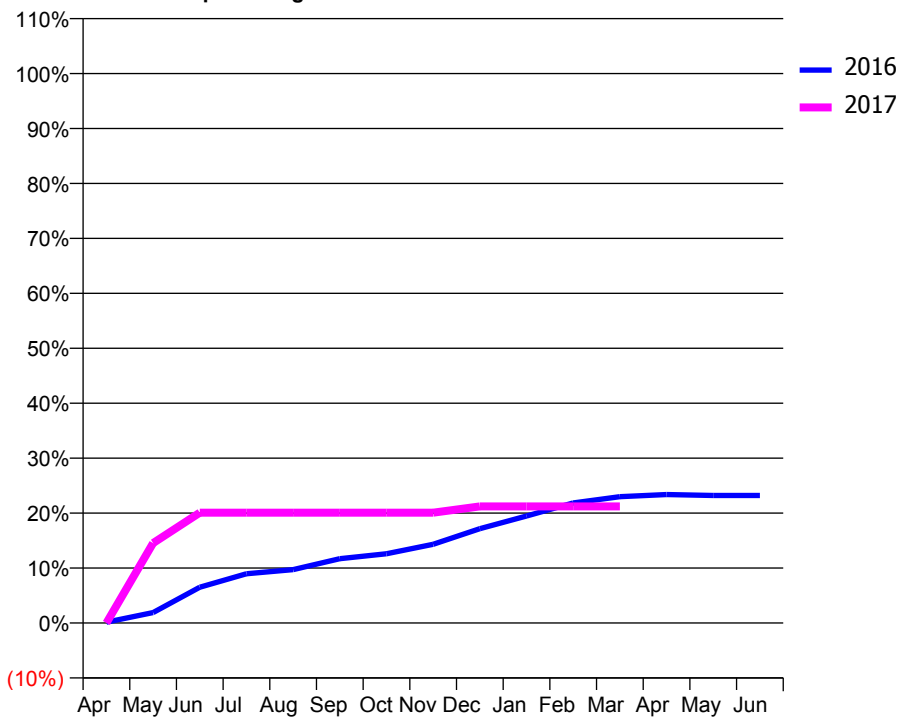
ACCESS*

Patients seen in 24 months	Total	Change since previous quarter
Quarter ending March 2016	136	
Quarter ending June 2016	134	↓
Quarter ending September 2016	101	↓
Quarter ending December 2016	88	↓
Quarter ending March 2017	69	↓
Variance since March 2016	(49.3%)	↓



ACTIVITY

Cumulative percentage of contracted UDA delivered 2016 & 2017



Month	Adjusted Scheduled Activity (UDA)	
	2016	2017
April	2	0
May	30	38
June	102	52
July	140	52
August	152	52
September	183	52
October	197	52
November	224	52
December	268	55
January	304	55
February	341	55
March	359	55
April	365	
May	362	
June	362	

QUALITY

	Quantity	Base Number	Contract	AT	Region	England
% of FP17s for the same patient ID Re-attending within 3 months - Children	0	7	0.0%	12.4%	13.3%	12.3%
% of FP17s for the same patient ID Re-attending within 3 months - Adults	0	37	0.0%	17.7%	17.3%	16.7%
% of FP17s for the same patient ID Re-attending between 3 & 9 months - Children	0	7	0.0%	53.8%	58.9%	57.6%
% of FP17s for the same patient ID Re-attending between 3 & 9 months - Adults	0	37	0.0%	44.6%	52.2%	50.1%
% of FP17s for Band 1 Urgent Courses	36	40	90.0%	11.5%	9.2%	9.1%
% of FP17s Relating to Free Repair or Replacements	1	40	2.5%	1.0%	1.0%	0.8%
% of FP17s Relating to Continuations	0	40	0.0%	1.4%	1.4%	1.2%
% of Patients satisfied with the dentistry they have received	0	0	N/A	93.9%	93.1%	92.8%
% of Patients satisfied with the time they had to wait for an appointment	0	0	N/A	89.4%	89.5%	88.7%

* This is based on patients treated on this contract for their most recent course of treatment. Figures in italics indicate the base number of FP17s or Patient Questionnaire responses are less than 100. N/A is shown where the base number of responses is less than 10 during the period. % is calculated as Quantity/Base number*100

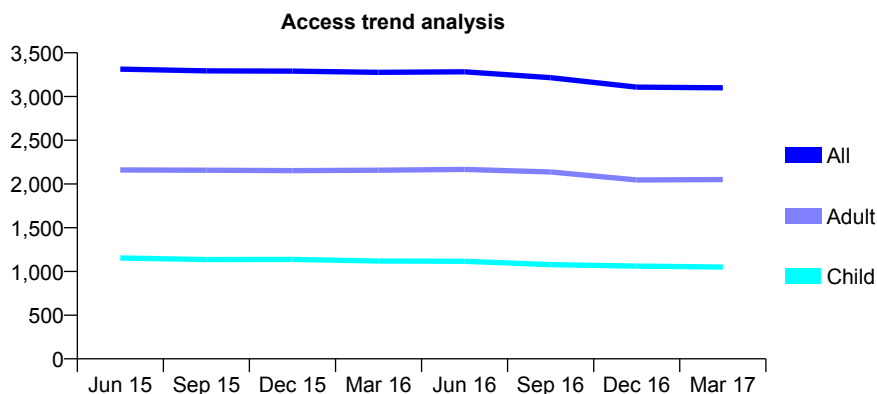
Q48 - Vital Signs At a Glance Contract Report for 171808/0001 - March 2017

Name or company name	Hunts Cross D C Limited
Contract type name	GDS Contract
Purpose of contract	General
Contract start date	01/11/2011
Contract end date	

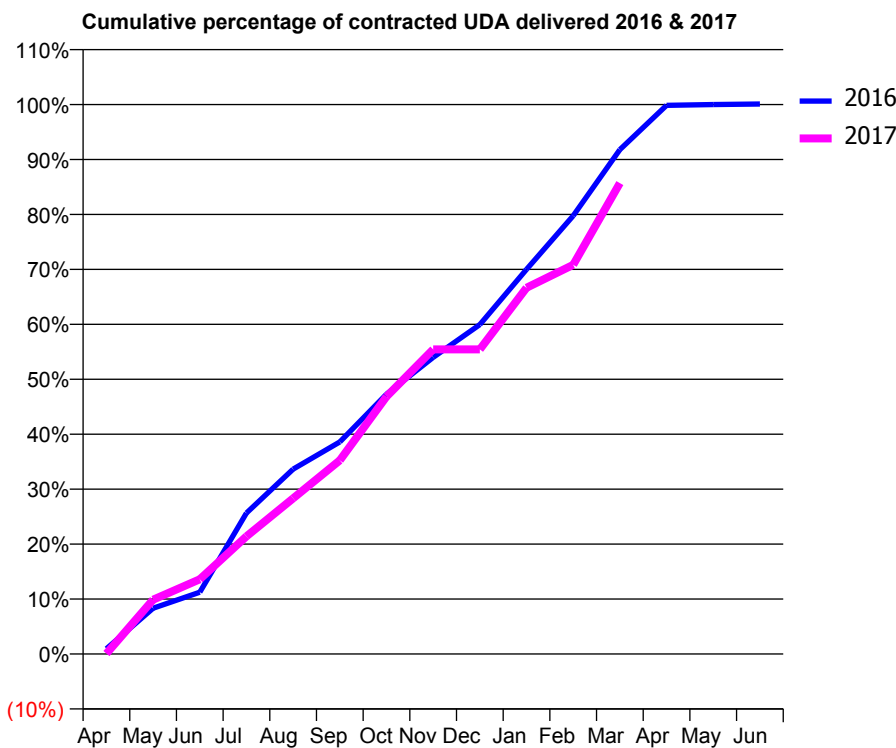
16/17 Contracted general activity (UDA)	7,129
Carry forward general activity (UDA)	0
16/17 Contracted orthodontic activity (UOA)	0
Carry forward orthodontic activity (UOA)	0
Baseline contract value	£185,103.21

ACCESS*

Patients seen in 24 months	Total	Change since previous quarter
Quarter ending March 2016	3,276	
Quarter ending June 2016	3,282	→
Quarter ending September 2016	3,215	↓
Quarter ending December 2016	3,107	↓
Quarter ending March 2017	3,100	→
Variance since March 2016	(5.4%)	↓



ACTIVITY



Month	Adjusted Scheduled Activity (UDA)	
	2016	2017
April	68	6
May	595	706
June	802	970
July	1,830	1,526
August	2,398	2,020
September	2,752	2,513
October	3,371	3,340
November	3,849	3,951
December	4,274	3,951
January	4,991	4,751
February	5,685	5,049
March	6,544	6,109
April	7,118	
May	7,129	
June	7,135	

QUALITY

	Quantity	Base Number	Contract	AT	Region	England
% of FP17s for the same patient ID Re-attending within 3 months - Children	190	1,569	12.1%	12.4%	13.3%	12.3%
% of FP17s for the same patient ID Re-attending within 3 months - Adults	413	2,299	18.0%	17.7%	17.3%	16.7%
% of FP17s for the same patient ID Re-attending between 3 & 9 months - Children	803	1,569	51.2%	53.8%	58.9%	57.6%
% of FP17s for the same patient ID Re-attending between 3 & 9 months - Adults	925	2,299	40.2%	44.6%	52.2%	50.1%
% of FP17s for Band 1 Urgent Courses	420	2,704	15.5%	11.5%	9.2%	9.1%
% of FP17s Relating to Free Repair or Replacements	33	2,704	1.2%	1.0%	1.0%	0.8%
% of FP17s Relating to Continuations	9	2,704	0.3%	1.4%	1.4%	1.2%
% of Patients satisfied with the dentistry they have received	2	2	N/A	93.9%	93.1%	92.8%
% of Patients satisfied with the time they had to wait for an appointment	1	2	N/A	89.4%	89.5%	88.7%

* This is based on patients treated on this contract for their most recent course of treatment. Figures in italics indicate the base number of FP17s or Patient Questionnaire responses are less than 100. N/A is shown where the base number of responses is less than 10 during the period. % is calculated as Quantity/Base number*100

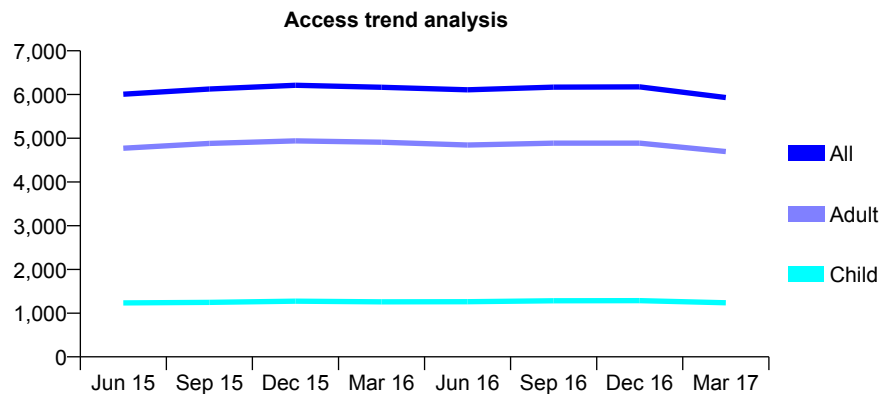
Q48 - Vital Signs At a Glance Contract Report for 171859/0002 - March 2017

Name or company name	Oak Dental Care Limited
Contract type name	GDS Contract
Purpose of contract	General and Orthodontic
Contract start date	01/09/2007
Contract end date	

16/17 Contracted general activity (UDA)	17,512
Carry forward general activity (UDA)	0
16/17 Contracted orthodontic activity (UOA)	300
Carry forward orthodontic activity (UOA)	0
Baseline contract value	£530,051.50

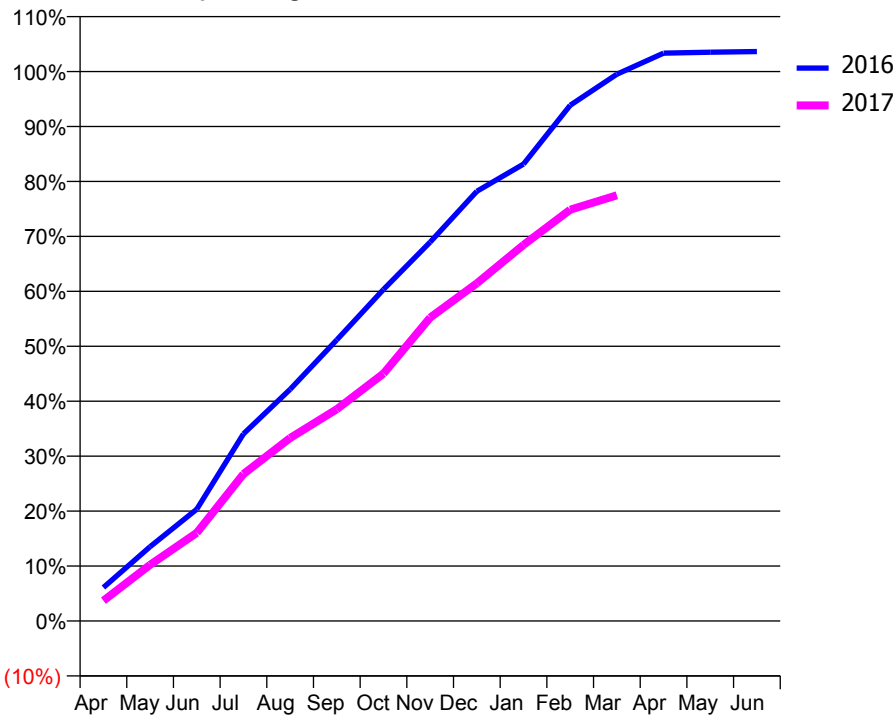
ACCESS*

Patients seen in 24 months	Total	Change since previous quarter
Quarter ending March 2016	6,166	
Quarter ending June 2016	6,108	→
Quarter ending September 2016	6,169	→
Quarter ending December 2016	6,176	→
Quarter ending March 2017	5,931	↓
Variance since March 2016	(3.8%)	↓



ACTIVITY

Cumulative percentage of contracted UDA delivered 2016 & 2017



QUALITY

	Quantity	Base Number	Contract	AT	Region	England
% of FP17s for the same patient ID Re-attending within 3 months - Children	152	1,433	10.6%	12.4%	13.3%	12.3%
% of FP17s for the same patient ID Re-attending within 3 months - Adults	653	4,508	14.5%	17.7%	17.3%	16.7%
% of FP17s for the same patient ID Re-attending between 3 & 9 months - Children	553	1,433	38.6%	53.8%	58.9%	57.6%
% of FP17s for the same patient ID Re-attending between 3 & 9 months - Adults	1,356	4,508	30.1%	44.6%	52.2%	50.1%
% of FP17s for Band 1 Urgent Courses	738	5,653	13.1%	11.5%	9.2%	9.1%
% of FP17s Relating to Free Repair or Replacements	3	5,653	0.1%	1.0%	1.0%	0.8%
% of FP17s Relating to Continuations	73	5,653	1.3%	1.4%	1.4%	1.2%
% of Patients satisfied with the dentistry they have received	6	8	N/A	93.9%	93.1%	92.8%
% of Patients satisfied with the time they had to wait for an appointment	6	8	N/A	89.4%	89.5%	88.7%

* This is based on patients treated on this contract for their most recent course of treatment. Figures in italics indicate the base number of FP17s or Patient Questionnaire responses are less than 100. N/A is shown where the base number of responses is less than 10 during the period. % is calculated as Quantity/Base number*100

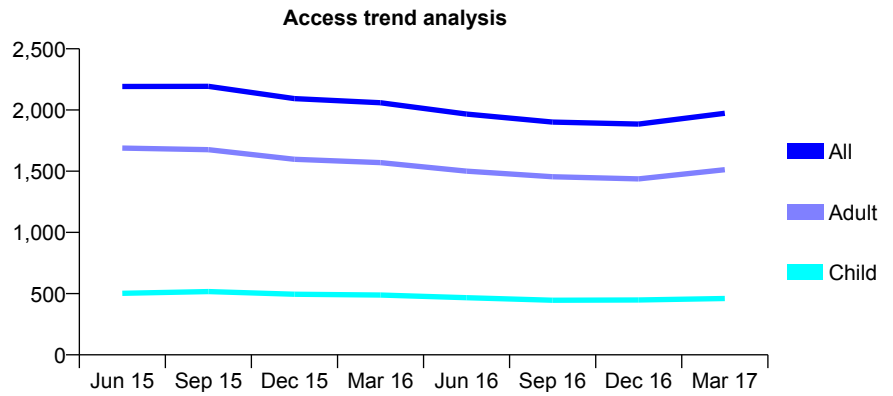
Q48 - Vital Signs At a Glance Contract Report for 171859/0005 - March 2017

Name or company name	Oak Dental Care Limited
Contract type name	GDS Contract
Purpose of contract	General
Contract start date	09/07/2012
Contract end date	

16/17 Contracted general activity (UDA)	6,307
Carry forward general activity (UDA)	30
16/17 Contracted orthodontic activity (UOA)	0
Carry forward orthodontic activity (UOA)	0
Baseline contract value	£187,370.52

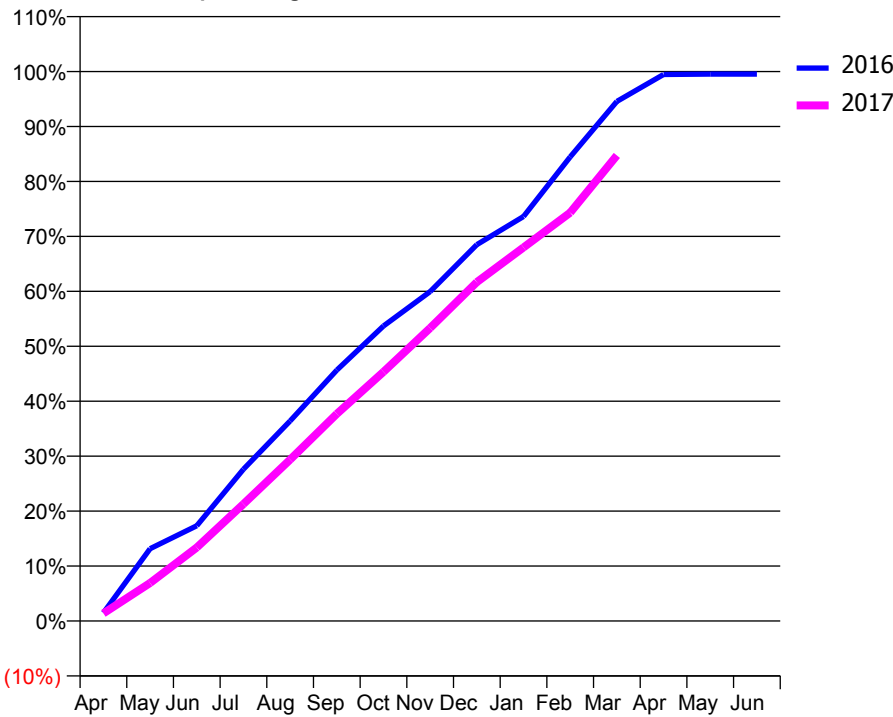
ACCESS*

Patients seen in 24 months	Total	Change since previous quarter
Quarter ending March 2016	2,059	
Quarter ending June 2016	1,967	↓
Quarter ending September 2016	1,901	↓
Quarter ending December 2016	1,885	→
Quarter ending March 2017	1,973	↑
Variance since March 2016	(4.2%)	↓



ACTIVITY

Cumulative percentage of contracted UDA delivered 2016 & 2017



Month	Adjusted Scheduled Activity (UDA)	
	2016	2017
April	93	88
May	830	437
June	1,094	845
July	1,743	1,343
August	2,296	1,853
September	2,880	2,378
October	3,386	2,860
November	3,781	3,363
December	4,320	3,890
January	4,643	4,287
February	5,327	4,687
March	5,964	5,343
April	6,273	
May	6,277	
June	6,277	

QUALITY

	Quantity	Base Number	Contract	AT	Region	England
% of FP17s for the same patient ID Re-attending within 3 months - Children	32	515	6.2%	12.4%	13.3%	12.3%
% of FP17s for the same patient ID Re-attending within 3 months - Adults	174	1,596	10.9%	17.7%	17.3%	16.7%
% of FP17s for the same patient ID Re-attending between 3 & 9 months - Children	229	515	44.5%	53.8%	58.9%	57.6%
% of FP17s for the same patient ID Re-attending between 3 & 9 months - Adults	655	1,596	41.0%	44.6%	52.2%	50.1%
% of FP17s for Band 1 Urgent Courses	136	2,023	6.7%	11.5%	9.2%	9.1%
% of FP17s Relating to Free Repair or Replacements	4	2,023	0.2%	1.0%	1.0%	0.8%
% of FP17s Relating to Continuations	42	2,023	2.1%	1.4%	1.4%	1.2%
% of Patients satisfied with the dentistry they have received	4	5	N/A	93.9%	93.1%	92.8%
% of Patients satisfied with the time they had to wait for an appointment	5	5	N/A	89.4%	89.5%	88.7%

* This is based on patients treated on this contract for their most recent course of treatment. Figures in italics indicate the base number of FP17s or Patient Questionnaire responses are less than 100. N/A is shown where the base number of responses is less than 10 during the period. % is calculated as Quantity/Base number*100

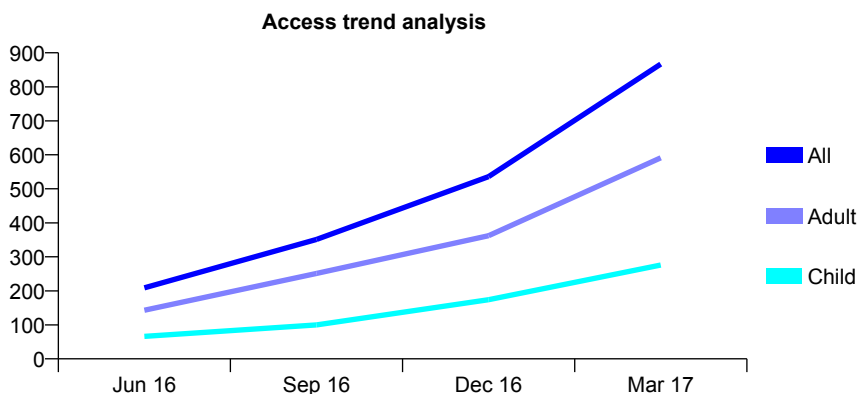
Q48 - Vital Signs At a Glance Contract Report for 174343/0009 - March 2017

Name or company name	Bridgewater Community Healthcare NHS F
Contract type name	PDS Contract
Purpose of contract	General
Contract start date	01/04/2015
Contract end date	31/03/2018

16/17 Contracted general activity (UDA)	992
Carry forward general activity (UDA)	0
16/17 Contracted orthodontic activity (UOA)	0
Carry forward orthodontic activity (UOA)	0
Baseline contract value	£333,089.18

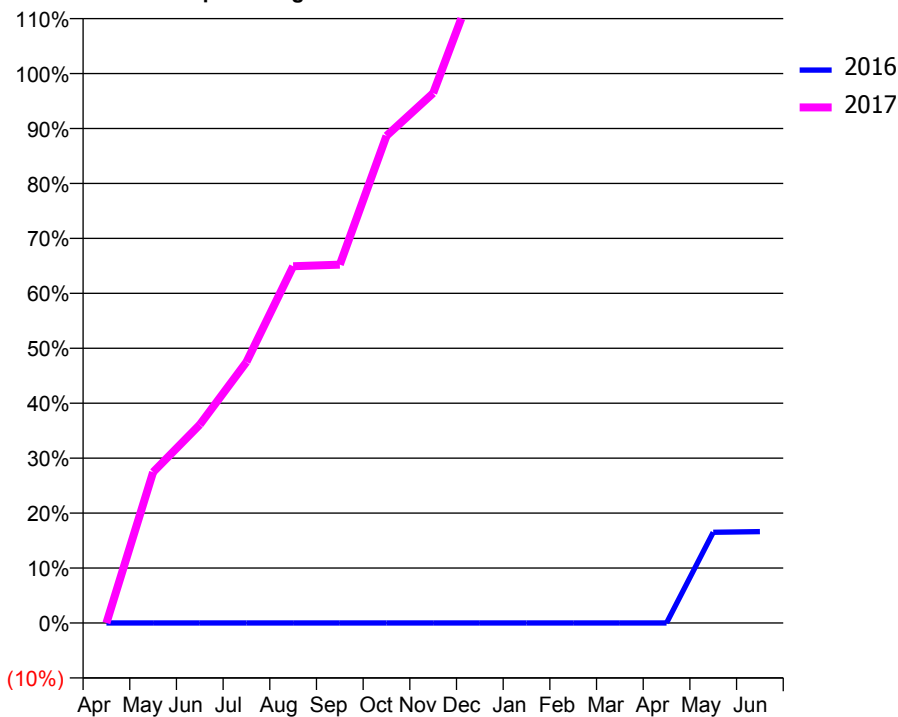
ACCESS*

Patients seen in 24 months	Total	Change since previous quarter
Quarter ending March 2016	0	
Quarter ending June 2016	209	↑
Quarter ending September 2016	351	↑
Quarter ending December 2016	536	↑
Quarter ending March 2017	867	↑
Variance since March 2016	N/A	



ACTIVITY

Cumulative percentage of contracted UDA delivered 2016 & 2017



Month	Adjusted Scheduled Activity (UDA)	
	2016	2017
April	0	0
May	0	272
June	0	358
July	0	471
August	0	644
September	0	647
October	0	880
November	0	957
December	0	1,179
January	0	1,404
February	0	1,594
March	0	2,198
April	0	
May	164	
June	165	

QUALITY

	Quantity	Base Number	Contract	AT	Region	England
% of FP17s for the same patient ID Re-attending within 3 months - Children	18	460	3.9%	12.4%	13.3%	12.3%
% of FP17s for the same patient ID Re-attending within 3 months - Adults	34	910	3.7%	17.7%	17.3%	16.7%
% of FP17s for the same patient ID Re-attending between 3 & 9 months - Children	57	460	12.4%	53.8%	58.9%	57.6%
% of FP17s for the same patient ID Re-attending between 3 & 9 months - Adults	118	910	13.0%	44.6%	52.2%	50.1%
% of FP17s for Band 1 Urgent Courses	32	1,241	2.6%	11.5%	9.2%	9.1%
% of FP17s Relating to Free Repair or Replacements	0	1,241	0.0%	1.0%	1.0%	0.8%
% of FP17s Relating to Continuations	1	1,241	0.1%	1.4%	1.4%	1.2%
% of Patients satisfied with the dentistry they have received	1	1	N/A	93.9%	93.1%	92.8%
% of Patients satisfied with the time they had to wait for an appointment	0	1	N/A	89.4%	89.5%	88.7%

* This is based on patients treated on this contract for their most recent course of treatment. Figures in italics indicate the base number of FP17s or Patient Questionnaire responses are less than 100. N/A is shown where the base number of responses is less than 10 during the period. % is calculated as Quantity/Base number*100

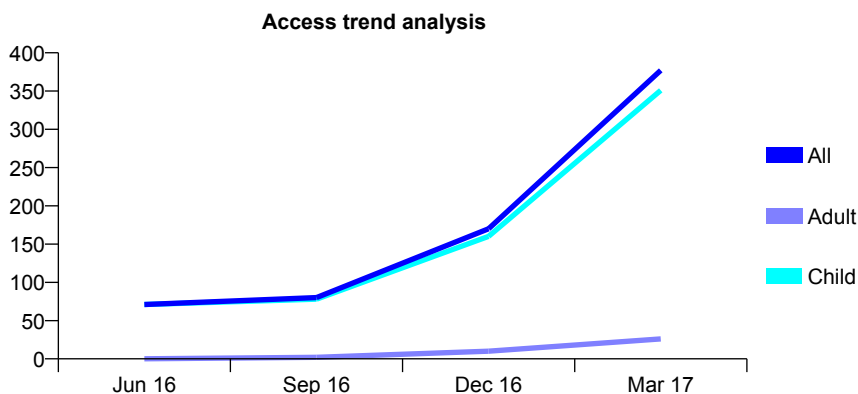
Q48 - Vital Signs At a Glance Contract Report for 174343/0010 - March 2017

Name or company name	Bridgewater Community Healthcare NHS F
Contract type name	PDS Contract
Purpose of contract	General
Contract start date	01/04/2015
Contract end date	31/03/2018

16/17 Contracted general activity (UDA)	771
Carry forward general activity (UDA)	0
16/17 Contracted orthodontic activity (UOA)	0
Carry forward orthodontic activity (UOA)	0
Baseline contract value	£634,948.18

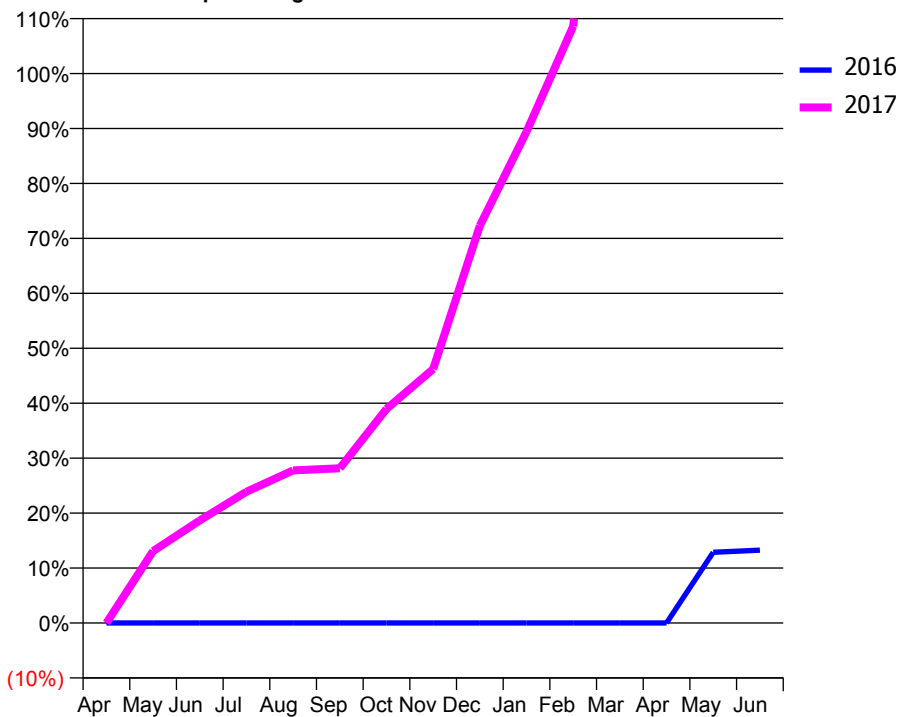
ACCESS*

Patients seen in 24 months	Total	Change since previous quarter
Quarter ending March 2016	0	
Quarter ending June 2016	71	↑
Quarter ending September 2016	80	↑
Quarter ending December 2016	170	↑
Quarter ending March 2017	377	↑
Variance since March 2016	N/A	



ACTIVITY

Cumulative percentage of contracted UDA delivered 2016 & 2017



Month	Adjusted Scheduled Activity (UDA)	
	2016	2017
April	0	0
May	0	101
June	0	144
July	0	184
August	0	214
September	0	217
October	0	300
November	0	356
December	0	557
January	0	689
February	0	837
March	0	1,410
April	0	
May	99	
June	102	

QUALITY

	Quantity	Base Number	Contract	AT	Region	England
% of FP17s for the same patient ID Re-attending within 3 months - Children	0	568	0.0%	12.4%	13.3%	12.3%
% of FP17s for the same patient ID Re-attending within 3 months - Adults	0	27	0.0%	17.7%	17.3%	16.7%
% of FP17s for the same patient ID Re-attending between 3 & 9 months - Children	0	568	0.0%	53.8%	58.9%	57.6%
% of FP17s for the same patient ID Re-attending between 3 & 9 months - Adults	0	27	0.0%	44.6%	52.2%	50.1%
% of FP17s for Band 1 Urgent Courses	2	550	0.4%	11.5%	9.2%	9.1%
% of FP17s Relating to Free Repair or Replacements	0	550	0.0%	1.0%	1.0%	0.8%
% of FP17s Relating to Continuations	0	550	0.0%	1.4%	1.4%	1.2%
% of Patients satisfied with the dentistry they have received	0	0	N/A	93.9%	93.1%	92.8%
% of Patients satisfied with the time they had to wait for an appointment	0	0	N/A	89.4%	89.5%	88.7%

* This is based on patients treated on this contract for their most recent course of treatment. Figures in italics indicate the base number of FP17s or Patient Questionnaire responses are less than 100. N/A is shown where the base number of responses is less than 10 during the period. % is calculated as Quantity/Base number*100

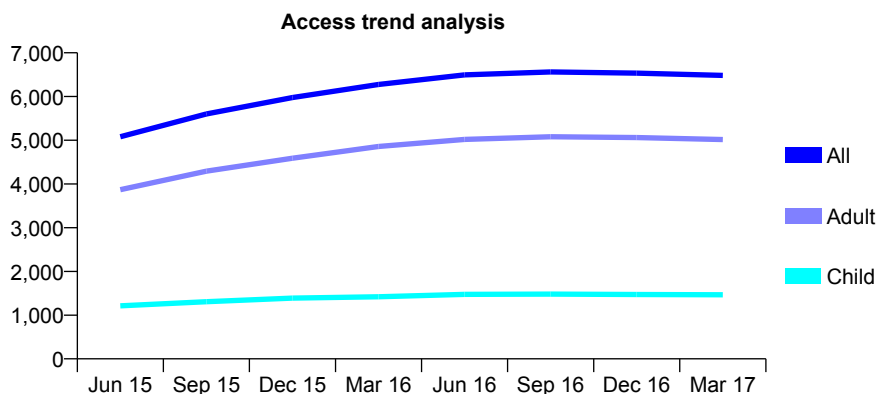
Q48 - Vital Signs At a Glance Contract Report for 176613/0001 - March 2017

Name or company name	Cromer House Dental Practice Limited
Contract type name	GDS Contract
Purpose of contract	General
Contract start date	01/05/2014
Contract end date	

16/17 Contracted general activity (UDA)	19,995
Carry forward general activity (UDA)	0
16/17 Contracted orthodontic activity (UOA)	0
Carry forward orthodontic activity (UOA)	0
Baseline contract value	£511,326.94

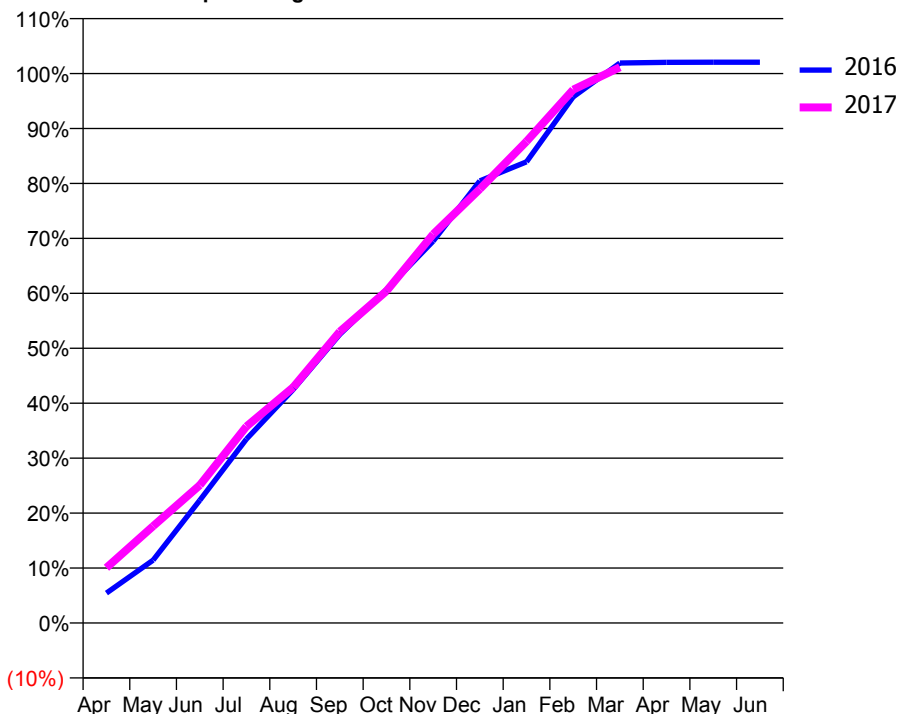
ACCESS*

Patients seen in 24 months	Total	Change since previous quarter
Quarter ending March 2016	6,277	
Quarter ending June 2016	6,494	↑
Quarter ending September 2016	6,562	→
Quarter ending December 2016	6,536	→
Quarter ending March 2017	6,484	→
Variance since March 2016	3.3%	↑



ACTIVITY

Cumulative percentage of contracted UDA delivered 2016 & 2017



Month	Adjusted Scheduled Activity (UDA)	
	2016	2017
April	1,089	2,010
May	2,286	3,524
June	4,465	5,017
July	6,693	7,155
August	8,493	8,574
September	10,504	10,605
October	12,131	12,077
November	13,896	14,145
December	16,087	15,790
January	16,783	17,525
February	19,146	19,407
March	20,377	20,220
April	20,401	
May	20,406	
June	20,407	

QUALITY

	Quantity	Base Number	Contract	AT	Region	England
% of FP17s for the same patient ID Re-attending within 3 months - Children	296	2,234	13.2%	12.4%	13.3%	12.3%
% of FP17s for the same patient ID Re-attending within 3 months - Adults	1,184	6,555	18.1%	17.7%	17.3%	16.7%
% of FP17s for the same patient ID Re-attending between 3 & 9 months - Children	1,089	2,234	48.7%	53.8%	58.9%	57.6%
% of FP17s for the same patient ID Re-attending between 3 & 9 months - Adults	2,879	6,555	43.9%	44.6%	52.2%	50.1%
% of FP17s for Band 1 Urgent Courses	1,159	8,734	13.3%	11.5%	9.2%	9.1%
% of FP17s Relating to Free Repair or Replacements	80	8,734	0.9%	1.0%	1.0%	0.8%
% of FP17s Relating to Continuations	83	8,734	1.0%	1.4%	1.4%	1.2%
% of Patients satisfied with the dentistry they have received	14	14	100.0%	93.9%	93.1%	92.8%
% of Patients satisfied with the time they had to wait for an appointment	11	14	78.6%	89.4%	89.5%	88.7%

* This is based on patients treated on this contract for their most recent course of treatment. Figures in italics indicate the base number of FP17s or Patient Questionnaire responses are less than 100. N/A is shown where the base number of responses is less than 10 during the period. % is calculated as Quantity/Base number*100

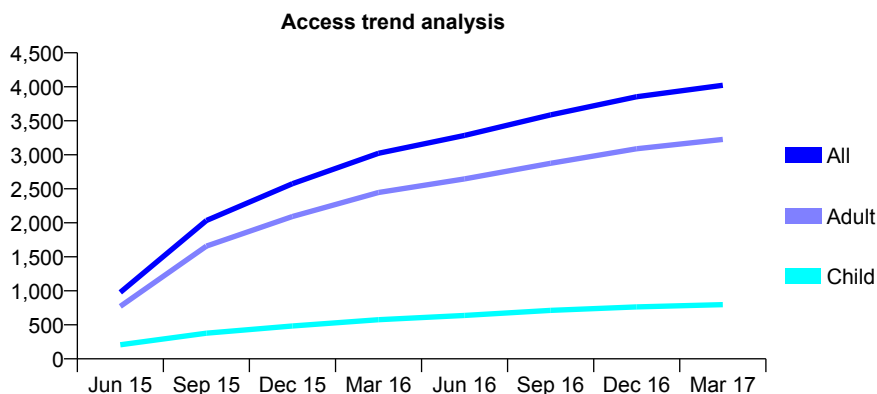
Q48 - Vital Signs At a Glance Contract Report for 177326/0001 - March 2017

Name or company name	The Dental House
Contract type name	GDS Contract
Purpose of contract	General
Contract start date	01/04/2015
Contract end date	

16/17 Contracted general activity (UDA)	13,436
Carry forward general activity (UDA)	0
16/17 Contracted orthodontic activity (UOA)	0
Carry forward orthodontic activity (UOA)	0
Baseline contract value	£342,754.74

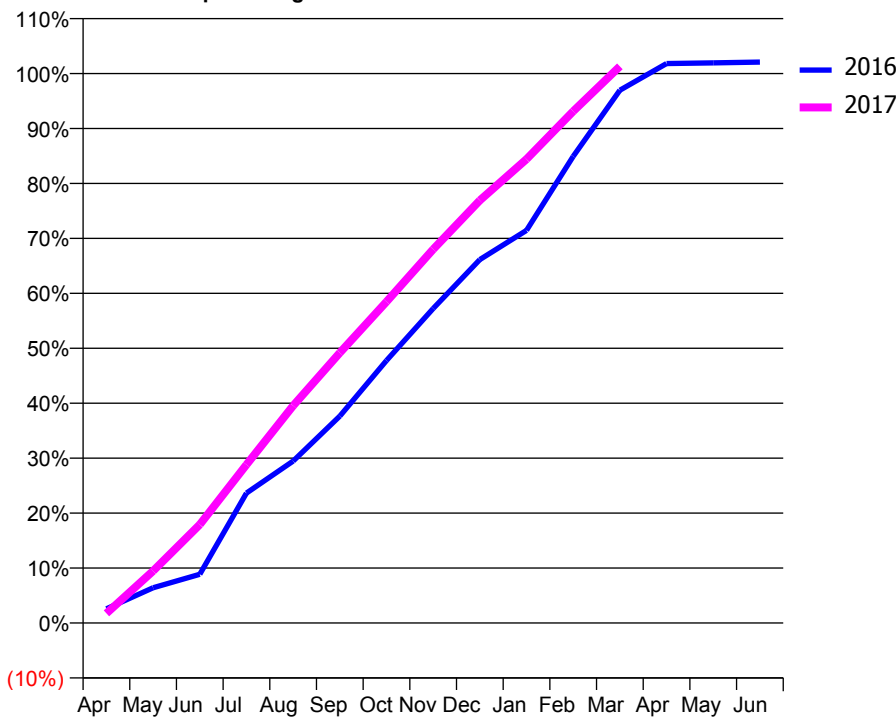
ACCESS*

Patients seen in 24 months	Total	Change since previous quarter
Quarter ending March 2016	3,023	
Quarter ending June 2016	3,285	↑
Quarter ending September 2016	3,587	↑
Quarter ending December 2016	3,853	↑
Quarter ending March 2017	4,023	↑
Variance since March 2016	33.1%	↑



ACTIVITY

Cumulative percentage of contracted UDA delivered 2016 & 2017



Adjusted Scheduled Activity (UDA)

Month	2016	2017
April	346	235
May	863	1,272
June	1,193	2,407
July	3,177	3,871
August	3,960	5,313
September	5,059	6,607
October	6,419	7,857
November	7,691	9,136
December	8,886	10,335
January	9,600	11,343
February	11,411	12,512
March	13,028	13,611
April	13,681	
May	13,696	
June	13,714	

QUALITY

	Quantity	Base Number	Contract	AT	Region	England
% of FP17s for the same patient ID Re-attending within 3 months - Children	72	1,022	7.0%	12.4%	13.3%	12.3%
% of FP17s for the same patient ID Re-attending within 3 months - Adults	524	3,862	13.6%	17.7%	17.3%	16.7%
% of FP17s for the same patient ID Re-attending between 3 & 9 months - Children	377	1,022	36.9%	53.8%	58.9%	57.6%
% of FP17s for the same patient ID Re-attending between 3 & 9 months - Adults	1,613	3,862	41.8%	44.6%	52.2%	50.1%
% of FP17s for Band 1 Urgent Courses	199	4,677	4.3%	11.5%	9.2%	9.1%
% of FP17s Relating to Free Repair or Replacements	21	4,677	0.4%	1.0%	1.0%	0.8%
% of FP17s Relating to Continuations	49	4,677	1.0%	1.4%	1.4%	1.2%
% of Patients satisfied with the dentistry they have received	21	21	100.0%	93.9%	93.1%	92.8%
% of Patients satisfied with the time they had to wait for an appointment	14	21	66.7%	89.4%	89.5%	88.7%

* This is based on patients treated on this contract for their most recent course of treatment. Figures in italics indicate the base number of FP17s or Patient Questionnaire responses are less than 100. N/A is shown where the base number of responses is less than 10 during the period. % is calculated as Quantity/Base number*100

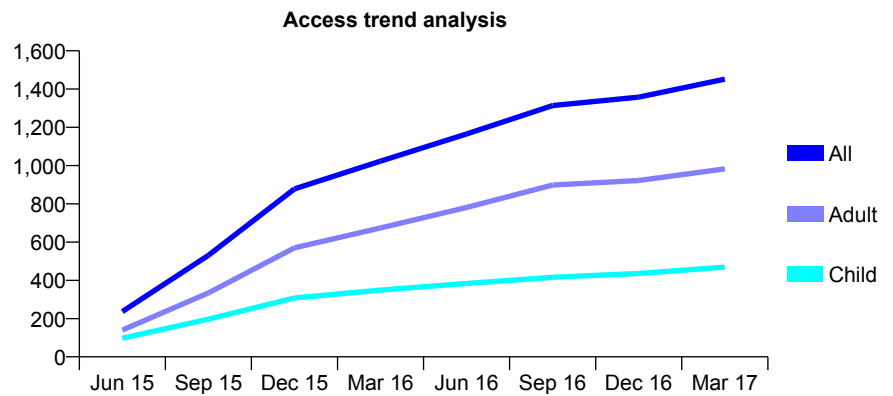
Q48 - Vital Signs At a Glance Contract Report for 181528/0005 - March 2017

Name or company name	Salaried Dental Service, Knowsley
Contract type name	PDS Contract
Purpose of contract	General
Contract start date	01/04/2015
Contract end date	31/03/2018

16/17 Contracted general activity (UDA)	3,393
Carry forward general activity (UDA)	0
16/17 Contracted orthodontic activity (UOA)	0
Carry forward orthodontic activity (UOA)	0
Baseline contract value	£352,500.66

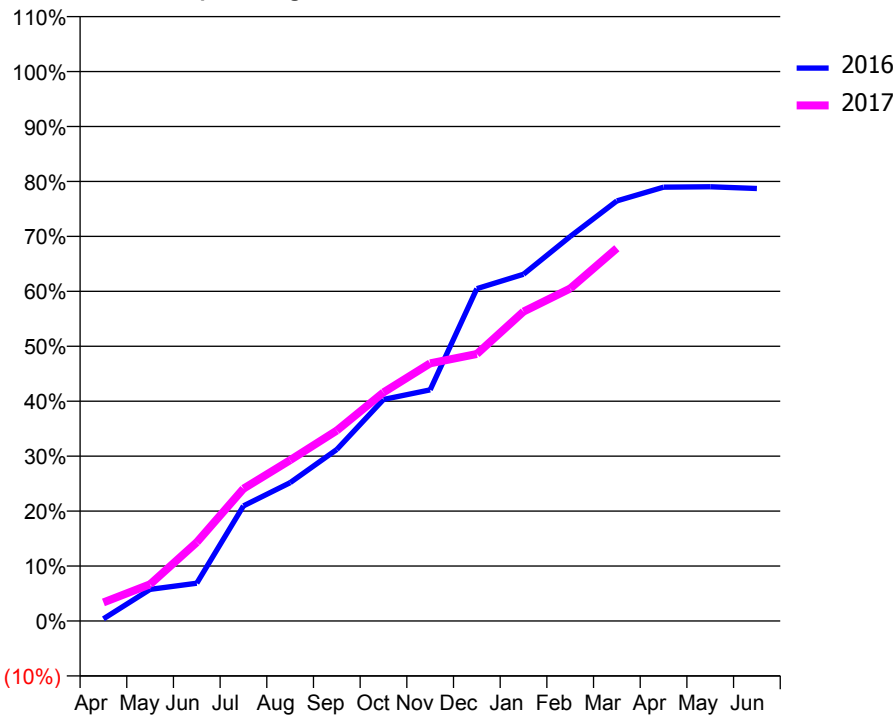
ACCESS*

Patients seen in 24 months	Total	Change since previous quarter
Quarter ending March 2016	1,023	
Quarter ending June 2016	1,165	↑
Quarter ending September 2016	1,314	↑
Quarter ending December 2016	1,358	↑
Quarter ending March 2017	1,452	↑
Variance since March 2016	41.9%	↑



ACTIVITY

Cumulative percentage of contracted UDA delivered 2016 & 2017



Month	Adjusted Scheduled Activity (UDA)	
	2016	2017
April	14	115
May	195	227
June	233	486
July	711	817
August	854	993
September	1,059	1,176
October	1,368	1,412
November	1,427	1,591
December	2,052	1,649
January	2,142	1,911
February	2,374	2,053
March	2,594	2,302
April	2,679	
May	2,682	
June	2,671	

QUALITY

	Quantity	Base Number	Contract	AT	Region	England
% of FP17s for the same patient ID Re-attending within 3 months - Children	50	615	8.1%	12.4%	13.3%	12.3%
% of FP17s for the same patient ID Re-attending within 3 months - Adults	155	1,111	14.0%	17.7%	17.3%	16.7%
% of FP17s for the same patient ID Re-attending between 3 & 9 months - Children	294	615	47.8%	53.8%	58.9%	57.6%
% of FP17s for the same patient ID Re-attending between 3 & 9 months - Adults	498	1,111	44.8%	44.6%	52.2%	50.1%
% of FP17s for Band 1 Urgent Courses	70	1,026	6.8%	11.5%	9.2%	9.1%
% of FP17s Relating to Free Repair or Replacements	14	1,026	1.4%	1.0%	1.0%	0.8%
% of FP17s Relating to Continuations	7	1,026	0.7%	1.4%	1.4%	1.2%
% of Patients satisfied with the dentistry they have received	6	6	N/A	93.9%	93.1%	92.8%
% of Patients satisfied with the time they had to wait for an appointment	6	6	N/A	89.4%	89.5%	88.7%

* This is based on patients treated on this contract for their most recent course of treatment. Figures in italics indicate the base number of FP17s or Patient Questionnaire responses are less than 100. N/A is shown where the base number of responses is less than 10 during the period. % is calculated as Quantity/Base number*100

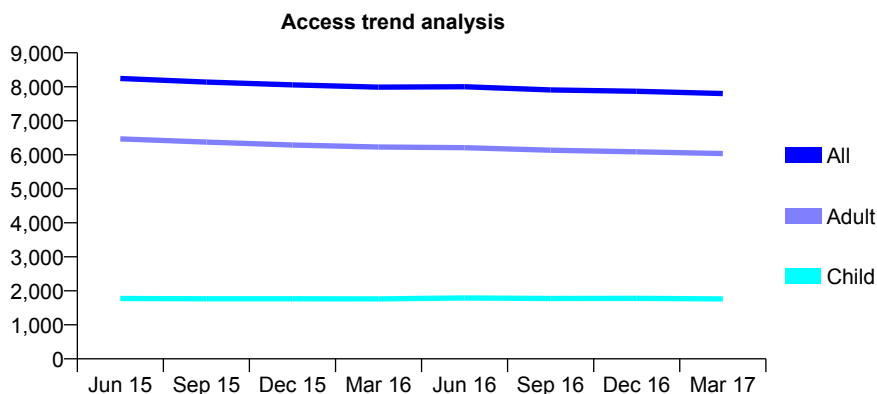
Q48 - Vital Signs At a Glance Contract Report for 182419/0001 - March 2017

Name or company name	Morris & Partners
Contract type name	GDS Contract
Purpose of contract	General
Contract start date	01/04/2011
Contract end date	

16/17 Contracted general activity (UDA)	25,360
Carry forward general activity (UDA)	0
16/17 Contracted orthodontic activity (UOA)	0
Carry forward orthodontic activity (UOA)	0
Baseline contract value	£646,938.12

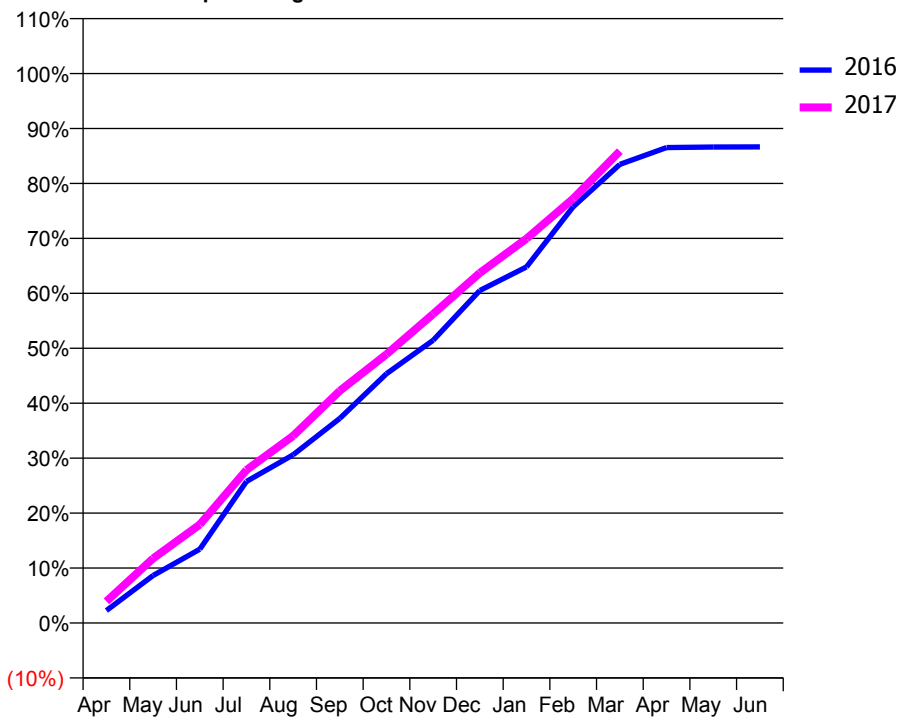
ACCESS*

Patients seen in 24 months	Total	Change since previous quarter
Quarter ending March 2016	7,991	
Quarter ending June 2016	8,003	→
Quarter ending September 2016	7,909	↓
Quarter ending December 2016	7,869	→
Quarter ending March 2017	7,800	→
Variance since March 2016	(2.4%)	↓



ACTIVITY

Cumulative percentage of contracted UDA delivered 2016 & 2017



Month	Adjusted Scheduled Activity (UDA)	
	2016	2017
April	578	1,003
May	2,192	2,981
June	3,408	4,545
July	6,530	7,064
August	7,762	8,636
September	9,443	10,720
October	11,504	12,406
November	13,051	14,263
December	15,343	16,155
January	16,434	17,740
February	19,212	19,583
March	21,167	21,774
April	21,943	
May	21,970	
June	21,972	

QUALITY

	Quantity	Base Number	Contract	AT	Region	England
% of FP17s for the same patient ID Re-attending within 3 months - Children	147	2,320	6.3%	12.4%	13.3%	12.3%
% of FP17s for the same patient ID Re-attending within 3 months - Adults	1,073	7,471	14.4%	17.7%	17.3%	16.7%
% of FP17s for the same patient ID Re-attending between 3 & 9 months - Children	1,164	2,320	50.2%	53.8%	58.9%	57.6%
% of FP17s for the same patient ID Re-attending between 3 & 9 months - Adults	3,481	7,471	46.6%	44.6%	52.2%	50.1%
% of FP17s for Band 1 Urgent Courses	637	9,458	6.7%	11.5%	9.2%	9.1%
% of FP17s Relating to Free Repair or Replacements	77	9,458	0.8%	1.0%	1.0%	0.8%
% of FP17s Relating to Continuations	227	9,458	2.4%	1.4%	1.4%	1.2%
% of Patients satisfied with the dentistry they have received	17	20	85.0%	93.9%	93.1%	92.8%
% of Patients satisfied with the time they had to wait for an appointment	18	20	90.0%	89.4%	89.5%	88.7%

* This is based on patients treated on this contract for their most recent course of treatment. Figures in italics indicate the base number of FP17s or Patient Questionnaire responses are less than 100. N/A is shown where the base number of responses is less than 10 during the period. % is calculated as Quantity/Base number*100

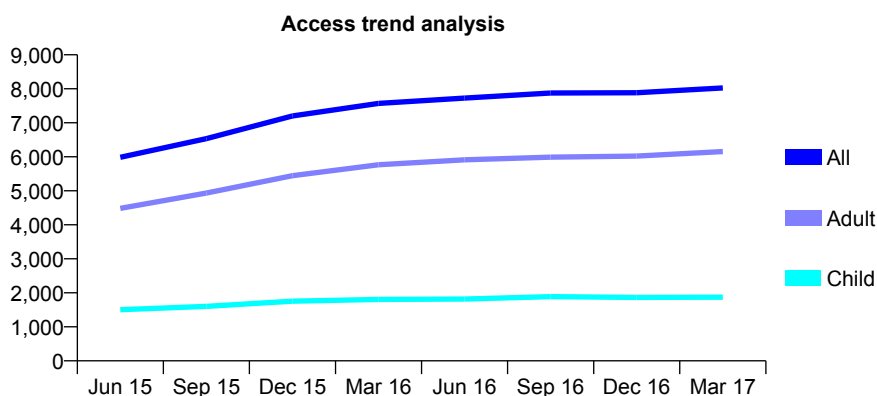
Q48 - Vital Signs At a Glance Contract Report for 184632/0001 - March 2017

Name or company name	Hale Road Dental Practice Limited
Contract type name	GDS Contract
Purpose of contract	General
Contract start date	01/02/2014
Contract end date	

16/17 Contracted general activity (UDA)	22,467
Carry forward general activity (UDA)	-52
16/17 Contracted orthodontic activity (UOA)	0
Carry forward orthodontic activity (UOA)	0
Baseline contract value	£590,609.18

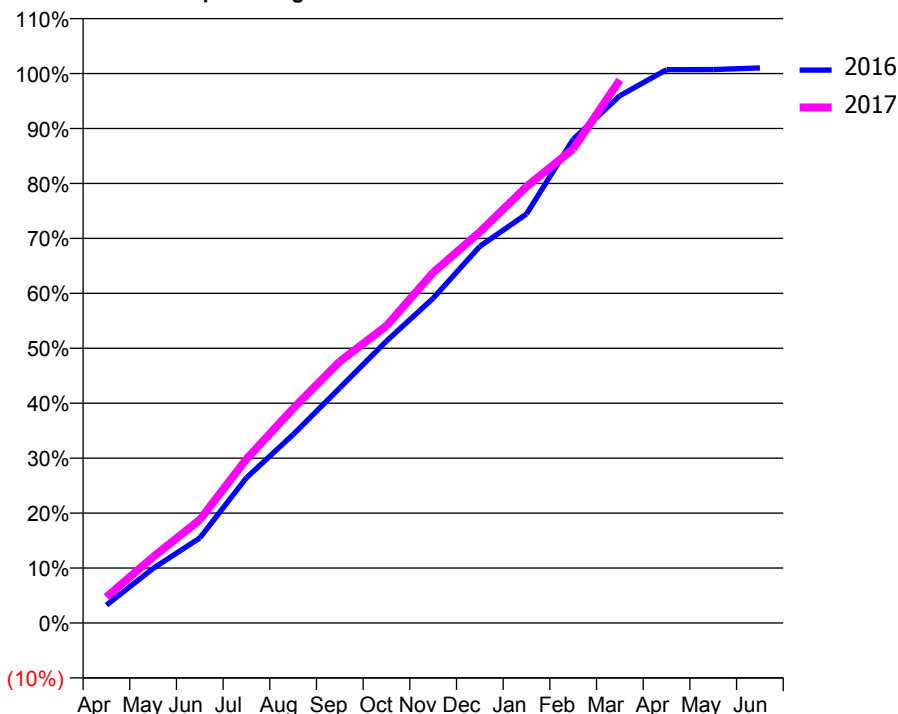
ACCESS*

Patients seen in 24 months	Total	Change since previous quarter
Quarter ending March 2016	7,572	
Quarter ending June 2016	7,729	↑
Quarter ending September 2016	7,876	→
Quarter ending December 2016	7,886	→
Quarter ending March 2017	8,026	→
Variance since March 2016	6.0%	↑



ACTIVITY

Cumulative percentage of contracted UDA delivered 2016 & 2017



Month	Adjusted Scheduled Activity (UDA)	
	2016	2017
April	733	1,060
May	2,234	2,704
June	3,478	4,215
July	5,940	6,703
August	7,707	8,767
September	9,612	10,693
October	11,526	12,151
November	13,279	14,330
December	15,400	15,988
January	16,722	17,841
February	19,776	19,384
March	21,559	22,203
April	22,626	
May	22,627	
June	22,696	

QUALITY

	Quantity	Base Number	Contract	AT	Region	England
% of FP17s for the same patient ID Re-attending within 3 months - Children	151	2,235	6.8%	12.4%	13.3%	12.3%
% of FP17s for the same patient ID Re-attending within 3 months - Adults	711	6,660	10.7%	17.7%	17.3%	16.7%
% of FP17s for the same patient ID Re-attending between 3 & 9 months - Children	892	2,235	39.9%	53.8%	58.9%	57.6%
% of FP17s for the same patient ID Re-attending between 3 & 9 months - Adults	2,338	6,660	35.1%	44.6%	52.2%	50.1%
% of FP17s for Band 1 Urgent Courses	1,165	8,457	13.8%	11.5%	9.2%	9.1%
% of FP17s Relating to Free Repair or Replacements	28	8,457	0.3%	1.0%	1.0%	0.8%
% of FP17s Relating to Continuations	19	8,457	0.2%	1.4%	1.4%	1.2%
% of Patients satisfied with the dentistry they have received	9	9	N/A	93.9%	93.1%	92.8%
% of Patients satisfied with the time they had to wait for an appointment	9	9	N/A	89.4%	89.5%	88.7%

* This is based on patients treated on this contract for their most recent course of treatment. Figures in italics indicate the base number of FP17s or Patient Questionnaire responses are less than 100. N/A is shown where the base number of responses is less than 10 during the period. % is calculated as Quantity/Base number*100

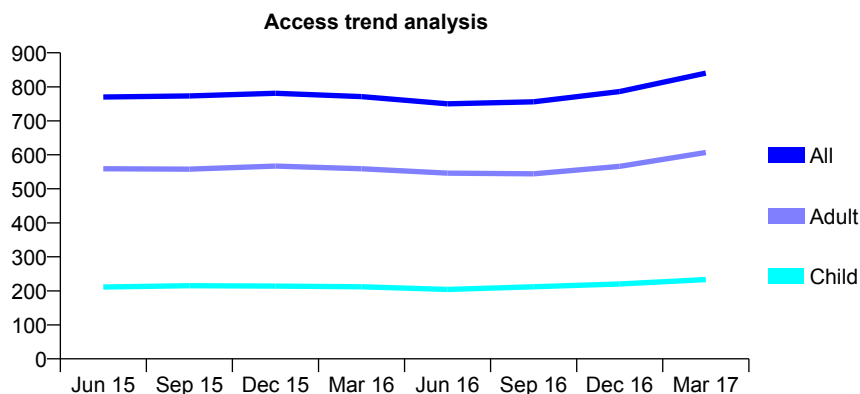
Q48 - Vital Signs At a Glance Contract Report for 185280/0001 - March 2017

Name or company name	Smith, Smith and Melia
Contract type name	GDS Contract
Purpose of contract	General
Contract start date	01/04/2011
Contract end date	

16/17 Contracted general activity (UDA)	2,666
Carry forward general activity (UDA)	0
16/17 Contracted orthodontic activity (UOA)	0
Carry forward orthodontic activity (UOA)	0
Baseline contract value	£68,010.13

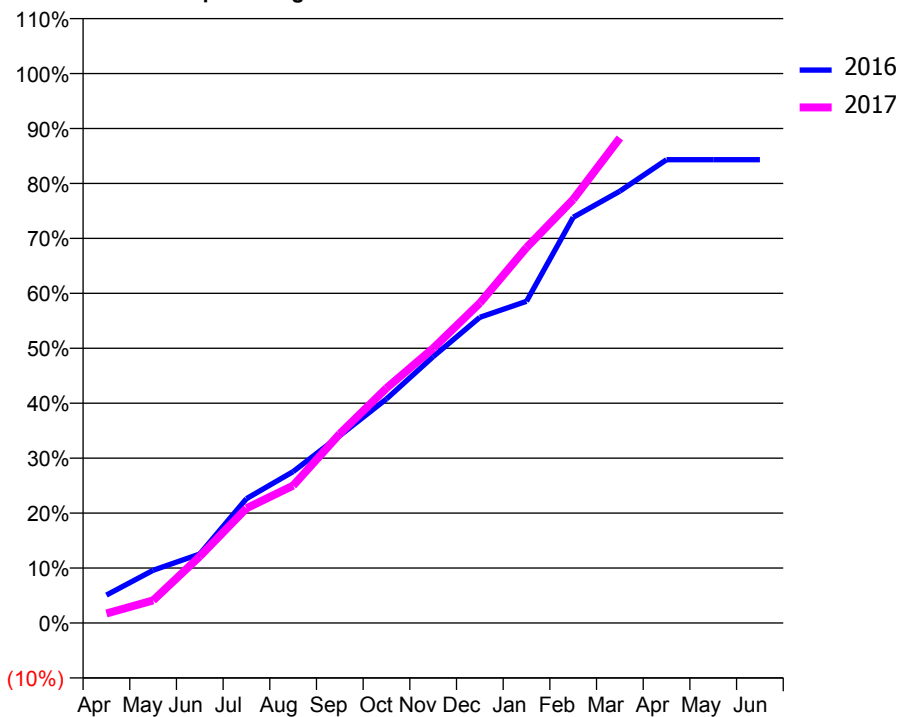
ACCESS*

Patients seen in 24 months	Total	Change since previous quarter
Quarter ending March 2016	771	
Quarter ending June 2016	750	↓
Quarter ending September 2016	756	→
Quarter ending December 2016	786	↑
Quarter ending March 2017	840	↑
Variance since March 2016	8.9%	↑



ACTIVITY

Cumulative percentage of contracted UDA delivered 2016 & 2017



Month	Adjusted Scheduled Activity (UDA)	
	2016	2017
April	136	46
May	256	110
June	335	323
July	603	556
August	735	666
September	909	918
October	1,087	1,139
November	1,292	1,333
December	1,483	1,552
January	1,561	1,822
February	1,969	2,055
March	2,095	2,353
April	2,248	
May	2,248	
June	2,248	

QUALITY

	Quantity	Base Number	Contract	AT	Region	England
% of FP17s for the same patient ID Re-attending within 3 months - Children	34	327	10.4%	12.4%	13.3%	12.3%
% of FP17s for the same patient ID Re-attending within 3 months - Adults	119	745	16.0%	17.7%	17.3%	16.7%
% of FP17s for the same patient ID Re-attending between 3 & 9 months - Children	146	327	44.6%	53.8%	58.9%	57.6%
% of FP17s for the same patient ID Re-attending between 3 & 9 months - Adults	296	745	39.7%	44.6%	52.2%	50.1%
% of FP17s for Band 1 Urgent Courses	67	1,020	6.6%	11.5%	9.2%	9.1%
% of FP17s Relating to Free Repair or Replacements	0	1,020	0.0%	1.0%	1.0%	0.8%
% of FP17s Relating to Continuations	12	1,020	1.2%	1.4%	1.4%	1.2%
% of Patients satisfied with the dentistry they have received	2	3	N/A	93.9%	93.1%	92.8%
% of Patients satisfied with the time they had to wait for an appointment	2	3	N/A	89.4%	89.5%	88.7%

* This is based on patients treated on this contract for their most recent course of treatment. Figures in italics indicate the base number of FP17s or Patient Questionnaire responses are less than 100. N/A is shown where the base number of responses is less than 10 during the period. % is calculated as Quantity/Base number*100

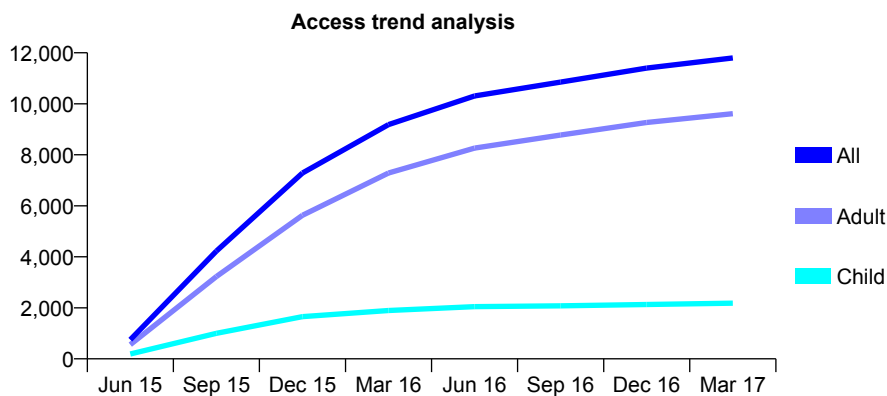
Q48 - Vital Signs At a Glance Contract Report for 187135/0001 - March 2017

Name or company name	Old Mill Lane Dental Practice Partnership
Contract type name	GDS Contract
Purpose of contract	General
Contract start date	01/06/2015
Contract end date	

16/17 Contracted general activity (UDA)	34,136
Carry forward general activity (UDA)	24
16/17 Contracted orthodontic activity (UOA)	0
Carry forward orthodontic activity (UOA)	0
Baseline contract value	£1,118,764.55

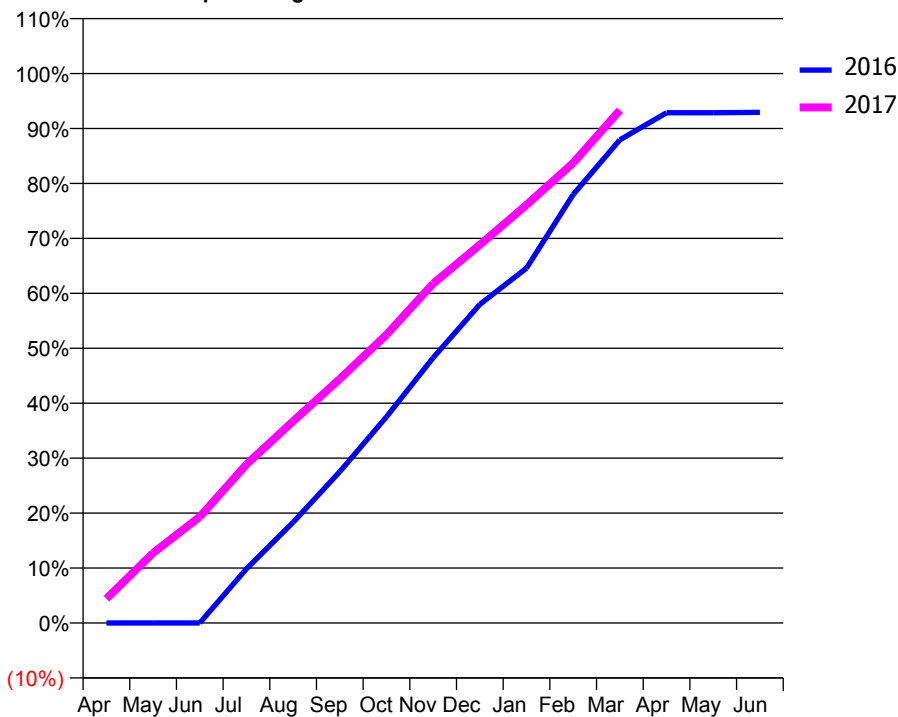
ACCESS*

Patients seen in 24 months	Total	Change since previous quarter
Quarter ending March 2016	9,182	
Quarter ending June 2016	10,311	↑
Quarter ending September 2016	10,853	↑
Quarter ending December 2016	11,401	↑
Quarter ending March 2017	11,798	↑
Variance since March 2016	28.5%	↑



ACTIVITY

Cumulative percentage of contracted UDA delivered 2016 & 2017



Month	Adjusted Scheduled Activity (UDA)	
	2016	2017
April	0	1,512
May	0	4,351
June	0	6,599
July	2,803	9,853
August	5,217	12,540
September	7,839	15,167
October	10,674	17,910
November	13,732	21,086
December	16,496	23,498
January	18,370	25,970
February	22,182	28,581
March	25,017	31,853
April	26,414	
May	26,412	
June	26,433	

QUALITY

	Quantity	Base Number	Contract	AT	Region	England
% of FP17s for the same patient ID Re-attending within 3 months - Children	277	3,783	7.3%	12.4%	13.3%	12.3%
% of FP17s for the same patient ID Re-attending within 3 months - Adults	1,880	13,332	14.1%	17.7%	17.3%	16.7%
% of FP17s for the same patient ID Re-attending between 3 & 9 months - Children	2,584	3,783	68.3%	53.8%	58.9%	57.6%
% of FP17s for the same patient ID Re-attending between 3 & 9 months - Adults	5,187	13,332	38.9%	44.6%	52.2%	50.1%
% of FP17s for Band 1 Urgent Courses	1,395	16,401	8.5%	11.5%	9.2%	9.1%
% of FP17s Relating to Free Repair or Replacements	140	16,401	0.9%	1.0%	1.0%	0.8%
% of FP17s Relating to Continuations	295	16,401	1.8%	1.4%	1.4%	1.2%
% of Patients satisfied with the dentistry they have received	37	38	97.4%	93.9%	93.1%	92.8%
% of Patients satisfied with the time they had to wait for an appointment	35	38	92.1%	89.4%	89.5%	88.7%

* This is based on patients treated on this contract for their most recent course of treatment. Figures in italics indicate the base number of FP17s or Patient Questionnaire responses are less than 100. N/A is shown where the base number of responses is less than 10 during the period. % is calculated as Quantity/Base number*100

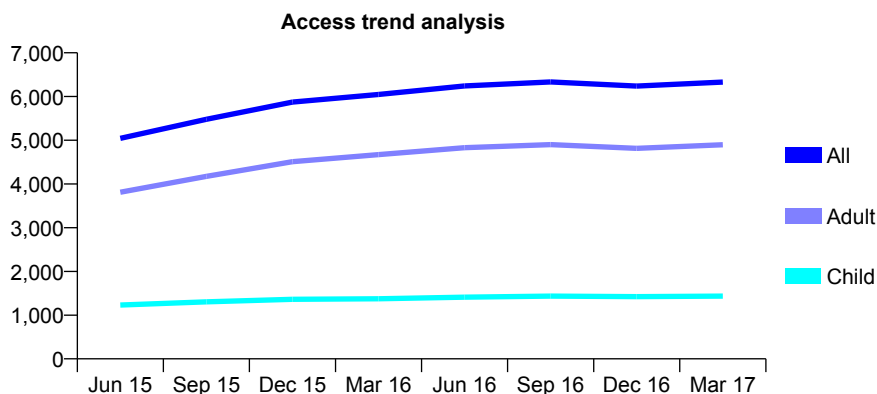
Q48 - Vital Signs At a Glance Contract Report for 187372/0001 - March 2017

Name or company name	KDP Care Limited
Contract type name	GDS Contract
Purpose of contract	General
Contract start date	01/05/2014
Contract end date	

16/17 Contracted general activity (UDA)	18,348
Carry forward general activity (UDA)	51
16/17 Contracted orthodontic activity (UOA)	0
Carry forward orthodontic activity (UOA)	0
Baseline contract value	£586,173.34

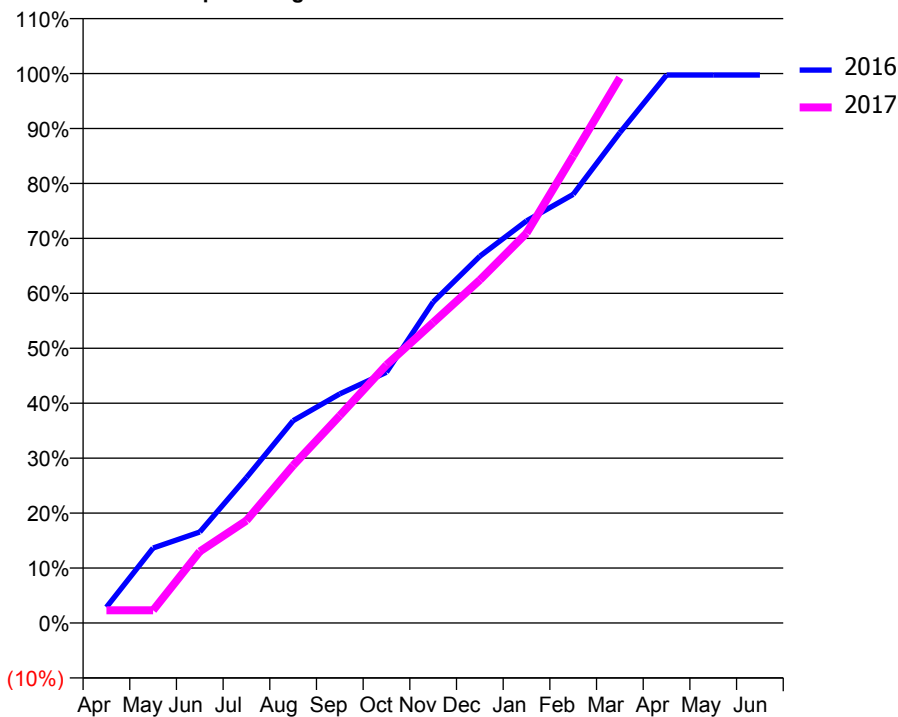
ACCESS*

Patients seen in 24 months	Total	Change since previous quarter
Quarter ending March 2016	6,047	
Quarter ending June 2016	6,241	↑
Quarter ending September 2016	6,335	→
Quarter ending December 2016	6,238	↓
Quarter ending March 2017	6,332	→
Variance since March 2016	4.7%	↑



ACTIVITY

Cumulative percentage of contracted UDA delivered 2016 & 2017



Month	Adjusted Scheduled Activity (UDA)	
	2016	2017
April	527	427
May	2,506	427
June	3,039	2,389
July	4,856	3,420
August	6,758	5,260
September	7,653	6,925
October	8,373	8,618
November	10,720	10,033
December	12,248	11,454
January	13,427	13,016
February	14,312	15,598
March	16,373	18,208
April	18,297	
May	18,297	
June	18,297	

QUALITY

	Quantity	Base Number	Contract	AT	Region	England
% of FP17s for the same patient ID Re-attending within 3 months - Children	194	2,227	8.7%	12.4%	13.3%	12.3%
% of FP17s for the same patient ID Re-attending within 3 months - Adults	1,200	7,054	17.0%	17.7%	17.3%	16.7%
% of FP17s for the same patient ID Re-attending between 3 & 9 months - Children	1,232	2,227	55.3%	53.8%	58.9%	57.6%
% of FP17s for the same patient ID Re-attending between 3 & 9 months - Adults	3,374	7,054	47.8%	44.6%	52.2%	50.1%
% of FP17s for Band 1 Urgent Courses	986	8,366	11.8%	11.5%	9.2%	9.1%
% of FP17s Relating to Free Repair or Replacements	62	8,366	0.7%	1.0%	1.0%	0.8%
% of FP17s Relating to Continuations	225	8,366	2.7%	1.4%	1.4%	1.2%
% of Patients satisfied with the dentistry they have received	3	4	N/A	93.9%	93.1%	92.8%
% of Patients satisfied with the time they had to wait for an appointment	3	4	N/A	89.4%	89.5%	88.7%

* This is based on patients treated on this contract for their most recent course of treatment. Figures in italics indicate the base number of FP17s or Patient Questionnaire responses are less than 100. N/A is shown where the base number of responses is less than 10 during the period. % is calculated as Quantity/Base number*100

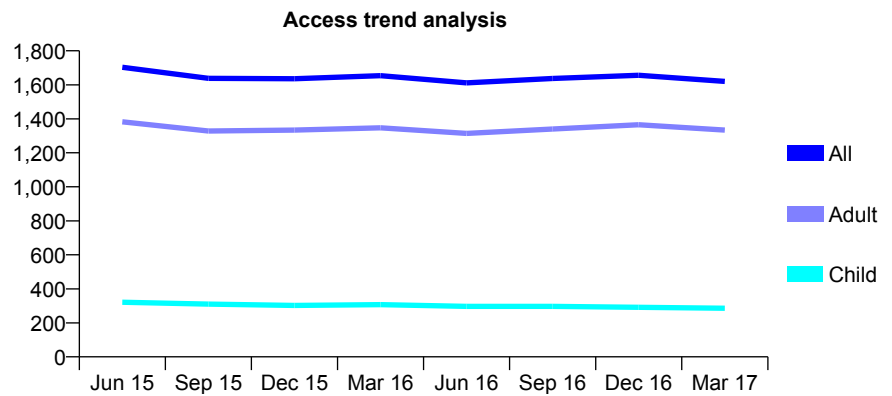
Q48 - Vital Signs At a Glance Contract Report for 189871/0001 - March 2017

Name or company name	St Johns Rd Dental Practice
Contract type name	PDS Contract
Purpose of contract	General
Contract start date	01/07/2011
Contract end date	30/06/2021

16/17 Contracted general activity (UDA)	6,652
Carry forward general activity (UDA)	111
16/17 Contracted orthodontic activity (UOA)	0
Carry forward orthodontic activity (UOA)	0
Baseline contract value	£223,042.01

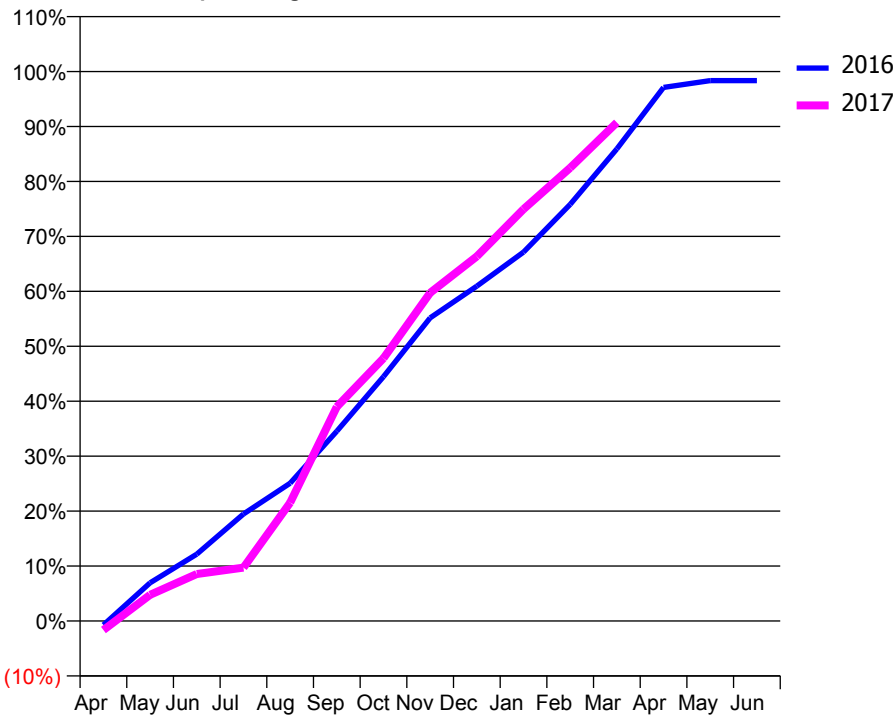
ACCESS*

Patients seen in 24 months	Total	Change since previous quarter
Quarter ending March 2016	1,654	
Quarter ending June 2016	1,611	↓
Quarter ending September 2016	1,637	→
Quarter ending December 2016	1,656	→
Quarter ending March 2017	1,620	↓
Variance since March 2016	(2.1%)	↓



ACTIVITY

Cumulative percentage of contracted UDA delivered 2016 & 2017



Month	Adjusted Scheduled Activity (UDA)	
	2016	2017
April	-50	-111
May	463	318
June	809	568
July	1,295	647
August	1,668	1,433
September	2,297	2,593
October	2,958	3,181
November	3,669	3,973
December	4,054	4,414
January	4,466	4,985
February	5,044	5,486
March	5,715	6,035
April	6,460	
May	6,541	
June	6,541	

QUALITY

	Quantity	Base Number	Contract	AT	Region	England
% of FP17s for the same patient ID Re-attending within 3 months - Children	83	542	15.3%	12.4%	13.3%	12.3%
% of FP17s for the same patient ID Re-attending within 3 months - Adults	538	2,184	24.6%	17.7%	17.3%	16.7%
% of FP17s for the same patient ID Re-attending between 3 & 9 months - Children	339	542	62.5%	53.8%	58.9%	57.6%
% of FP17s for the same patient ID Re-attending between 3 & 9 months - Adults	1,121	2,184	51.3%	44.6%	52.2%	50.1%
% of FP17s for Band 1 Urgent Courses	372	2,482	15.0%	11.5%	9.2%	9.1%
% of FP17s Relating to Free Repair or Replacements	23	2,482	0.9%	1.0%	1.0%	0.8%
% of FP17s Relating to Continuations	13	2,482	0.5%	1.4%	1.4%	1.2%
% of Patients satisfied with the dentistry they have received	10	10	100.0%	93.9%	93.1%	92.8%
% of Patients satisfied with the time they had to wait for an appointment	9	10	90.0%	89.4%	89.5%	88.7%

* This is based on patients treated on this contract for their most recent course of treatment. Figures in italics indicate the base number of FP17s or Patient Questionnaire responses are less than 100. N/A is shown where the base number of responses is less than 10 during the period. % is calculated as Quantity/Base number*100

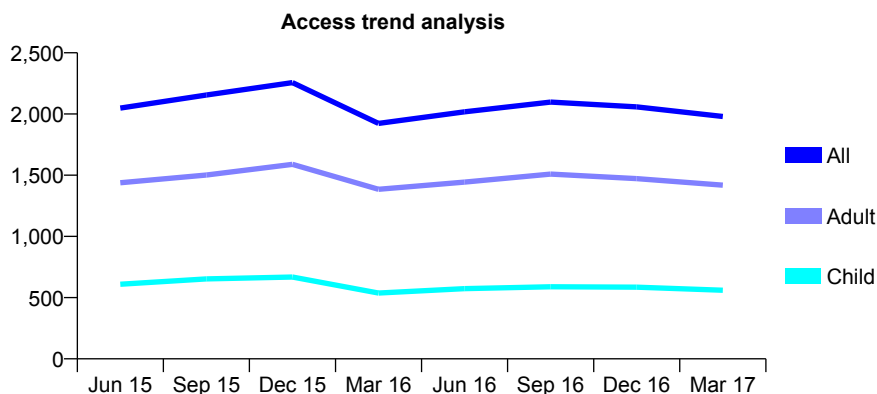
Q48 - Vital Signs At a Glance Contract Report for 190020/0001 - March 2017

Name or company name	Danescroft Dental Practice Ltd
Contract type name	GDS Contract
Purpose of contract	General
Contract start date	01/07/2009
Contract end date	

16/17 Contracted general activity (UDA)	6,926
Carry forward general activity (UDA)	253
16/17 Contracted orthodontic activity (UOA)	0
Carry forward orthodontic activity (UOA)	0
Baseline contract value	£208,574.90

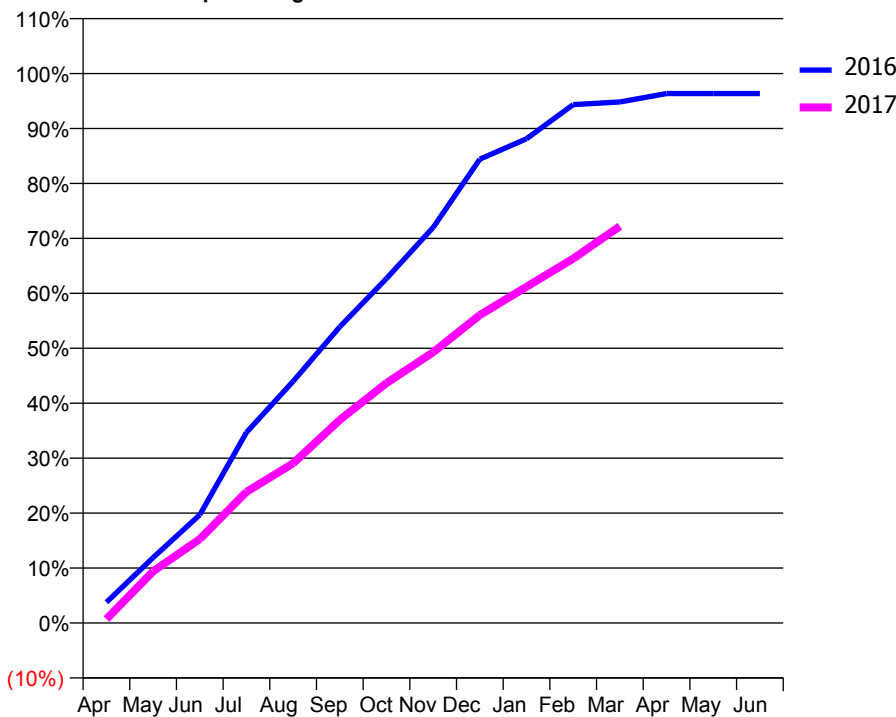
ACCESS*

Patients seen in 24 months	Total	Change since previous quarter
Quarter ending March 2016	1,923	
Quarter ending June 2016	2,018	↑
Quarter ending September 2016	2,098	↑
Quarter ending December 2016	2,058	↓
Quarter ending March 2017	1,980	↓
Variance since March 2016	3.0%	↑



ACTIVITY

Cumulative percentage of contracted UDA delivered 2016 & 2017



Month	Adjusted Scheduled Activity (UDA)	
	2016	2017
April	262	49
May	824	651
June	1,364	1,059
July	2,403	1,654
August	3,046	2,013
September	3,734	2,561
October	4,341	3,025
November	4,986	3,412
December	5,847	3,881
January	6,103	4,238
February	6,534	4,593
March	6,568	5,001
April	6,673	
May	6,673	
June	6,673	

QUALITY

	Quantity	Base Number	Contract	AT	Region	England
% of FP17s for the same patient ID Re-attending within 3 months - Children	92	832	11.1%	12.4%	13.3%	12.3%
% of FP17s for the same patient ID Re-attending within 3 months - Adults	221	1,620	13.6%	17.7%	17.3%	16.7%
% of FP17s for the same patient ID Re-attending between 3 & 9 months - Children	343	832	41.2%	53.8%	58.9%	57.6%
% of FP17s for the same patient ID Re-attending between 3 & 9 months - Adults	523	1,620	32.3%	44.6%	52.2%	50.1%
% of FP17s for Band 1 Urgent Courses	476	2,410	19.8%	11.5%	9.2%	9.1%
% of FP17s Relating to Free Repair or Replacements	1	2,410	0.0%	1.0%	1.0%	0.8%
% of FP17s Relating to Continuations	4	2,410	0.2%	1.4%	1.4%	1.2%
% of Patients satisfied with the dentistry they have received	3	3	N/A	93.9%	93.1%	92.8%
% of Patients satisfied with the time they had to wait for an appointment	2	3	N/A	89.4%	89.5%	88.7%

* This is based on patients treated on this contract for their most recent course of treatment. Figures in italics indicate the base number of FP17s or Patient Questionnaire responses are less than 100. N/A is shown where the base number of responses is less than 10 during the period. % is calculated as Quantity/Base number*100

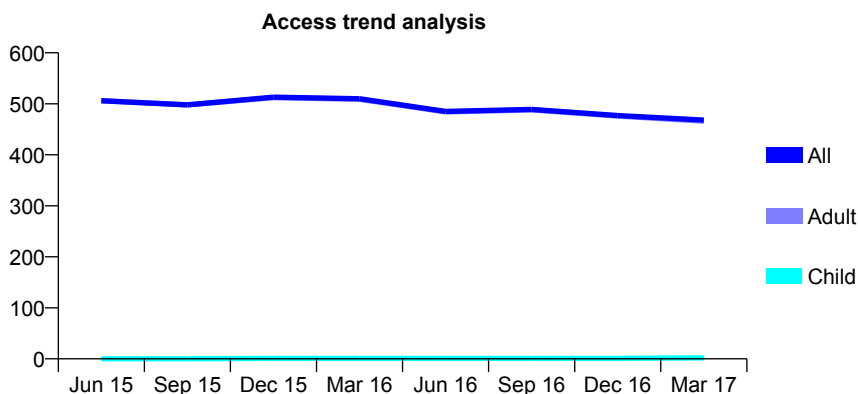
Q48 - Vital Signs At a Glance Contract Report for 190020/0002 - March 2017

Name or company name	Danescroft Dental Practice Ltd
Contract type name	GDS Contract
Purpose of contract	General
Contract start date	01/07/2009
Contract end date	

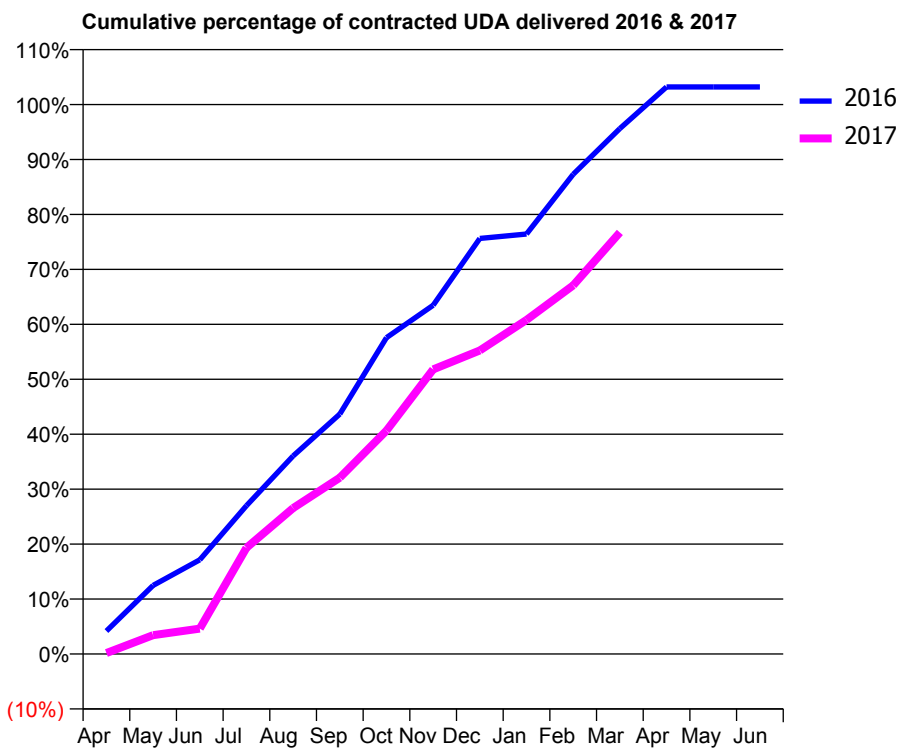
16/17 Contracted general activity (UDA)	2,100
Carry forward general activity (UDA)	0
16/17 Contracted orthodontic activity (UOA)	0
Carry forward orthodontic activity (UOA)	0
Baseline contract value	£190,714.10

ACCESS*

Patients seen in 24 months	Total	Change since previous quarter
Quarter ending March 2016	510	
Quarter ending June 2016	485	↓
Quarter ending September 2016	489	→
Quarter ending December 2016	477	↓
Quarter ending March 2017	468	↓
Variance since March 2016	(8.2%)	↓



ACTIVITY



Month	Adjusted Scheduled Activity (UDA)	
	2016	2017
April	88	4
May	262	72
June	360	97
July	567	406
August	757	558
September	917	674
October	1,209	854
November	1,333	1,088
December	1,588	1,160
January	1,605	1,277
February	1,833	1,409
March	2,008	1,611
April	2,167	
May	2,167	
June	2,167	

QUALITY

	Quantity	Base Number	Contract	AT	Region	England
% of FP17s for the same patient ID Re-attending within 3 months - Children	0	2	0.0%	12.4%	13.3%	12.3%
% of FP17s for the same patient ID Re-attending within 3 months - Adults	26	306	8.5%	17.7%	17.3%	16.7%
% of FP17s for the same patient ID Re-attending between 3 & 9 months - Children	0	2	0.0%	53.8%	58.9%	57.6%
% of FP17s for the same patient ID Re-attending between 3 & 9 months - Adults	38	306	12.4%	44.6%	52.2%	50.1%
% of FP17s for Band 1 Urgent Courses	0	287	0.0%	11.5%	9.2%	9.1%
% of FP17s Relating to Free Repair or Replacements	0	287	0.0%	1.0%	1.0%	0.8%
% of FP17s Relating to Continuations	7	287	2.4%	1.4%	1.4%	1.2%
% of Patients satisfied with the dentistry they have received	0	0	N/A	93.9%	93.1%	92.8%
% of Patients satisfied with the time they had to wait for an appointment	0	0	N/A	89.4%	89.5%	88.7%

* This is based on patients treated on this contract for their most recent course of treatment. Figures in italics indicate the base number of FP17s or Patient Questionnaire responses are less than 100. N/A is shown where the base number of responses is less than 10 during the period. % is calculated as Quantity/Base number*100

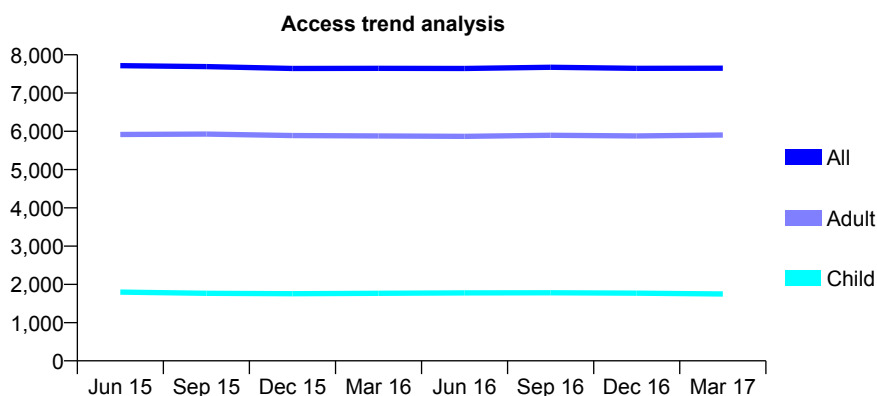
Q48 - Vital Signs At a Glance Contract Report for 190403/0001 - March 2017

Name or company name	Chantastic Limited
Contract type name	GDS Contract
Purpose of contract	General
Contract start date	01/04/2011
Contract end date	

16/17 Contracted general activity (UDA)	24,058
Carry forward general activity (UDA)	0
16/17 Contracted orthodontic activity (UOA)	0
Carry forward orthodontic activity (UOA)	0
Baseline contract value	£615,382.56

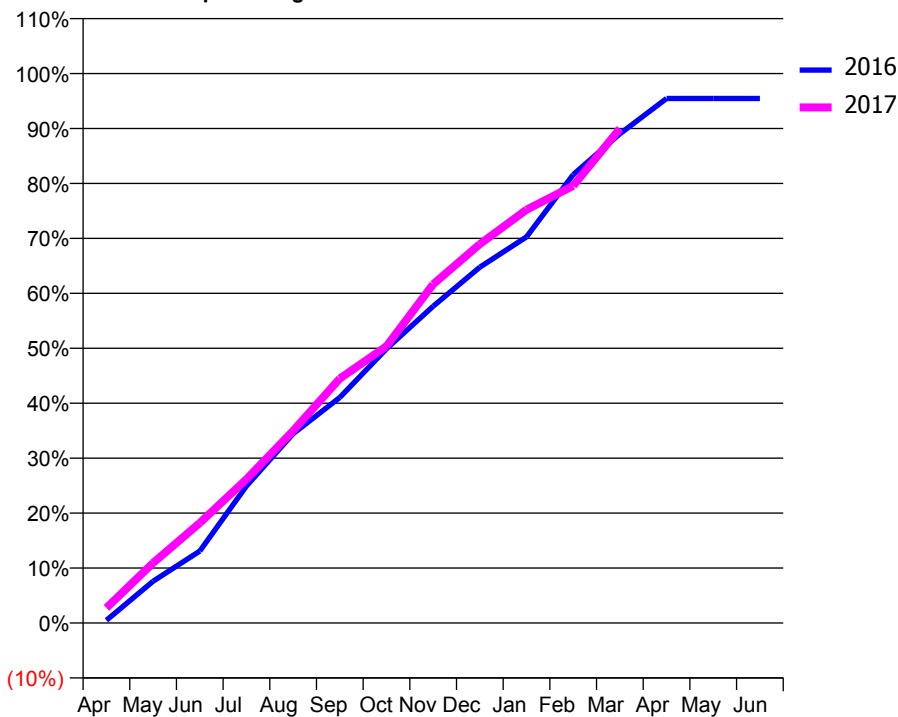
ACCESS*

Patients seen in 24 months	Total	Change since previous quarter
Quarter ending March 2016	7,645	
Quarter ending June 2016	7,644	→
Quarter ending September 2016	7,674	→
Quarter ending December 2016	7,647	→
Quarter ending March 2017	7,650	→
Variance since March 2016	0.1%	→



ACTIVITY

Cumulative percentage of contracted UDA delivered 2016 & 2017



Month	Adjusted Scheduled Activity (UDA)	
	2016	2017
April	118	662
May	1,832	2,628
June	3,152	4,382
July	5,996	6,298
August	8,289	8,417
September	9,877	10,704
October	12,004	12,117
November	13,868	14,834
December	15,580	16,590
January	16,906	18,095
February	19,633	19,139
March	21,416	21,647
April	22,962	
May	22,962	
June	22,962	

QUALITY

	Quantity	Base Number	Contract	AT	Region	England
% of FP17s for the same patient ID Re-attending within 3 months - Children	86	2,360	3.6%	12.4%	13.3%	12.3%
% of FP17s for the same patient ID Re-attending within 3 months - Adults	783	7,479	10.5%	17.7%	17.3%	16.7%
% of FP17s for the same patient ID Re-attending between 3 & 9 months - Children	1,393	2,360	59.0%	53.8%	58.9%	57.6%
% of FP17s for the same patient ID Re-attending between 3 & 9 months - Adults	4,017	7,479	53.7%	44.6%	52.2%	50.1%
% of FP17s for Band 1 Urgent Courses	852	9,330	9.1%	11.5%	9.2%	9.1%
% of FP17s Relating to Free Repair or Replacements	48	9,330	0.5%	1.0%	1.0%	0.8%
% of FP17s Relating to Continuations	74	9,330	0.8%	1.4%	1.4%	1.2%
% of Patients satisfied with the dentistry they have received	10	10	100.0%	93.9%	93.1%	92.8%
% of Patients satisfied with the time they had to wait for an appointment	10	10	100.0%	89.4%	89.5%	88.7%

* This is based on patients treated on this contract for their most recent course of treatment. Figures in italics indicate the base number of FP17s or Patient Questionnaire responses are less than 100. N/A is shown where the base number of responses is less than 10 during the period. % is calculated as Quantity/Base number*100

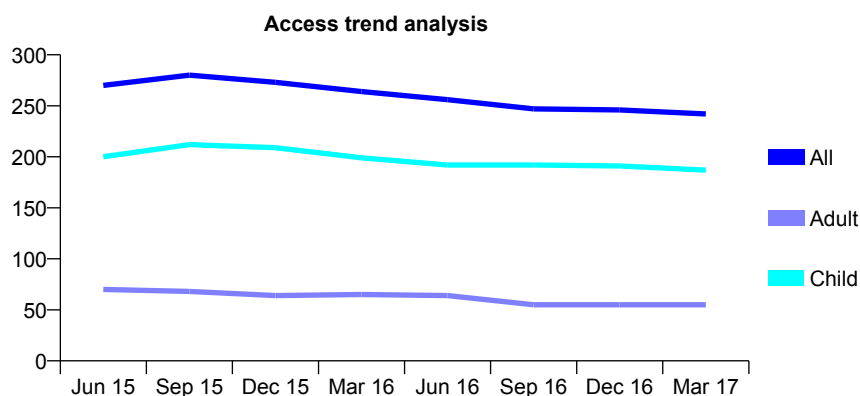
Q48 - Vital Signs At a Glance Contract Report for 190667/0001 - March 2017

Name or company name	Rainford Dental Surgery Limited
Contract type name	GDS Contract
Purpose of contract	General
Contract start date	01/04/2011
Contract end date	

16/17 Contracted general activity (UDA)	500
Carry forward general activity (UDA)	0
16/17 Contracted orthodontic activity (UOA)	0
Carry forward orthodontic activity (UOA)	0
Baseline contract value	£10,593.64

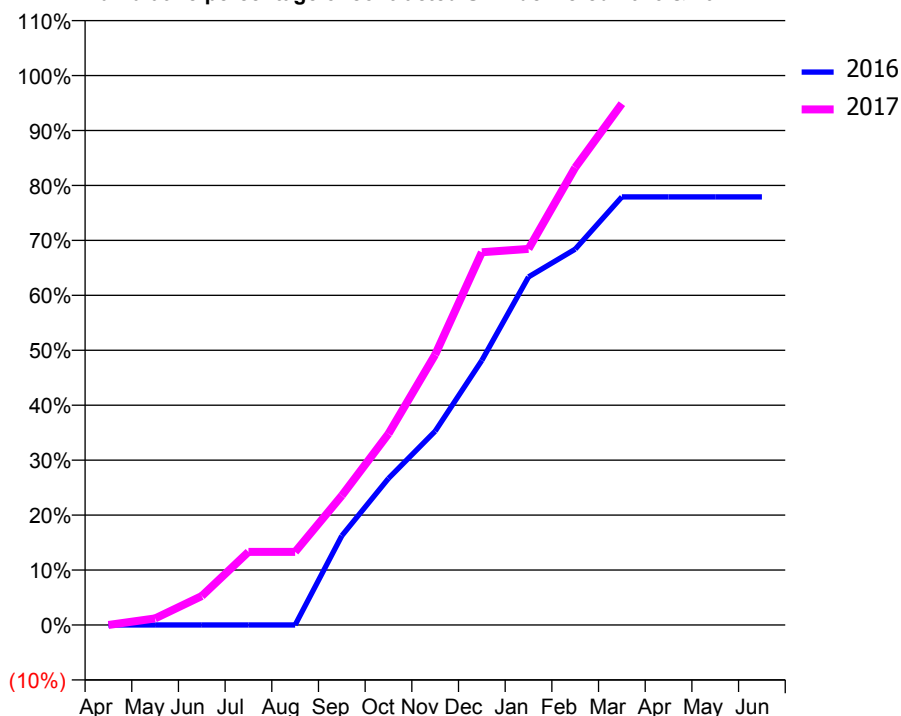
ACCESS*

Patients seen in 24 months	Total	Change since previous quarter
Quarter ending March 2016	264	
Quarter ending June 2016	256	↓
Quarter ending September 2016	247	↓
Quarter ending December 2016	246	→
Quarter ending March 2017	242	↓
Variance since March 2016	(8.3%)	↓



ACTIVITY

Cumulative percentage of contracted UDA delivered 2016 & 2017



Month	Adjusted Scheduled Activity (UDA)	
	2016	2017
April	0	0
May	0	6
June	0	26
July	0	67
August	0	67
September	81	118
October	133	174
November	176	246
December	241	339
January	317	342
February	342	416
March	390	474
April	390	
May	390	
June	390	

QUALITY

	Quantity	Base Number	Contract	AT	Region	England
% of FP17s for the same patient ID Re-attending within 3 months - Children	7	274	2.6%	12.4%	13.3%	12.3%
% of FP17s for the same patient ID Re-attending within 3 months - Adults	3	49	6.1%	17.7%	17.3%	16.7%
% of FP17s for the same patient ID Re-attending between 3 & 9 months - Children	173	274	63.1%	53.8%	58.9%	57.6%
% of FP17s for the same patient ID Re-attending between 3 & 9 months - Adults	29	49	59.2%	44.6%	52.2%	50.1%
% of FP17s for Band 1 Urgent Courses	7	312	2.2%	11.5%	9.2%	9.1%
% of FP17s Relating to Free Repair or Replacements	0	312	0.0%	1.0%	1.0%	0.8%
% of FP17s Relating to Continuations	0	312	0.0%	1.4%	1.4%	1.2%
% of Patients satisfied with the dentistry they have received	1	1	N/A	93.9%	93.1%	92.8%
% of Patients satisfied with the time they had to wait for an appointment	1	1	N/A	89.4%	89.5%	88.7%

* This is based on patients treated on this contract for their most recent course of treatment. Figures in italics indicate the base number of FP17s or Patient Questionnaire responses are less than 100. N/A is shown where the base number of responses is less than 10 during the period. % is calculated as Quantity/Base number*100

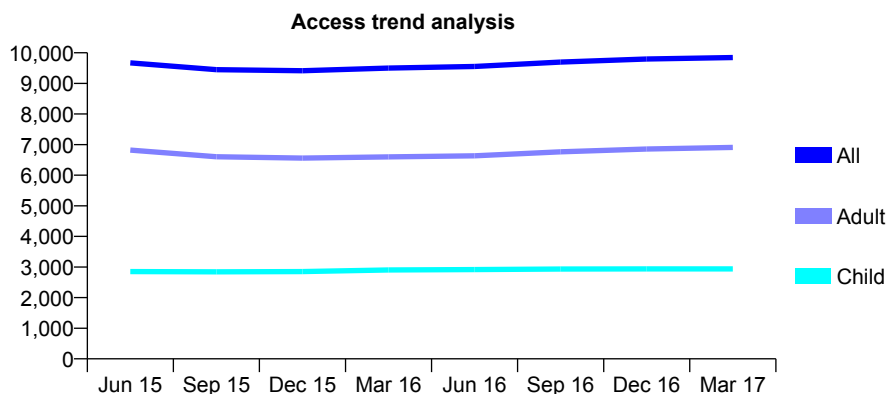
Q48 - Vital Signs At a Glance Contract Report for 190705/0001 - March 2017

Name or company name	J E Thorpe and Associates Ltd
Contract type name	GDS Contract
Purpose of contract	General
Contract start date	01/04/2009
Contract end date	

16/17 Contracted general activity (UDA)	26,250
Carry forward general activity (UDA)	417
16/17 Contracted orthodontic activity (UOA)	0
Carry forward orthodontic activity (UOA)	0
Baseline contract value	£632,595.06

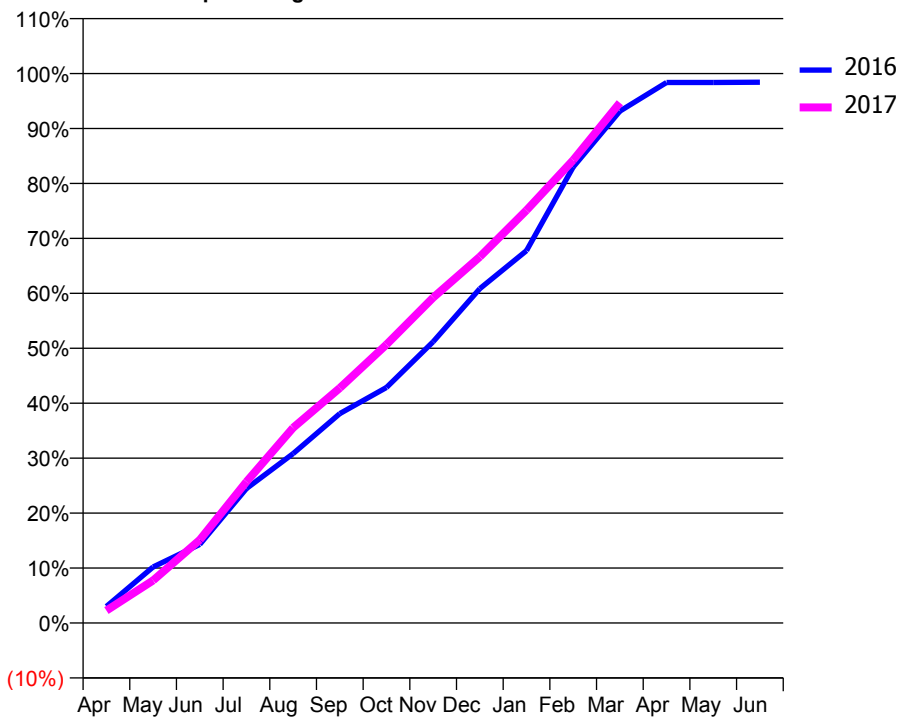
ACCESS*

Patients seen in 24 months	Total	Change since previous quarter
Quarter ending March 2016	9,501	
Quarter ending June 2016	9,554	→
Quarter ending September 2016	9,698	→
Quarter ending December 2016	9,796	→
Quarter ending March 2017	9,845	→
Variance since March 2016	3.6%	↑



ACTIVITY

Cumulative percentage of contracted UDA delivered 2016 & 2017



Month	Adjusted Scheduled Activity (UDA)	
	2016	2017
April	795	596
May	2,676	2,036
June	3,753	3,974
July	6,427	6,752
August	8,090	9,330
September	10,004	11,229
October	11,253	13,305
November	13,440	15,549
December	15,975	17,494
January	17,787	19,720
February	21,780	22,116
March	24,454	24,852
April	25,823	
May	25,824	
June	25,833	

QUALITY

	Quantity	Base Number	Contract	AT	Region	England
% of FP17s for the same patient ID Re-attending within 3 months - Children	391	4,688	8.3%	12.4%	13.3%	12.3%
% of FP17s for the same patient ID Re-attending within 3 months - Adults	1,338	8,197	16.3%	17.7%	17.3%	16.7%
% of FP17s for the same patient ID Re-attending between 3 & 9 months - Children	2,994	4,688	63.9%	53.8%	58.9%	57.6%
% of FP17s for the same patient ID Re-attending between 3 & 9 months - Adults	3,482	8,197	42.5%	44.6%	52.2%	50.1%
% of FP17s for Band 1 Urgent Courses	979	11,697	8.4%	11.5%	9.2%	9.1%
% of FP17s Relating to Free Repair or Replacements	74	11,697	0.6%	1.0%	1.0%	0.8%
% of FP17s Relating to Continuations	244	11,697	2.1%	1.4%	1.4%	1.2%
% of Patients satisfied with the dentistry they have received	33	34	97.1%	93.9%	93.1%	92.8%
% of Patients satisfied with the time they had to wait for an appointment	29	34	85.3%	89.4%	89.5%	88.7%

* This is based on patients treated on this contract for their most recent course of treatment. Figures in italics indicate the base number of FP17s or Patient Questionnaire responses are less than 100. N/A is shown where the base number of responses is less than 10 during the period. % is calculated as Quantity/Base number*100

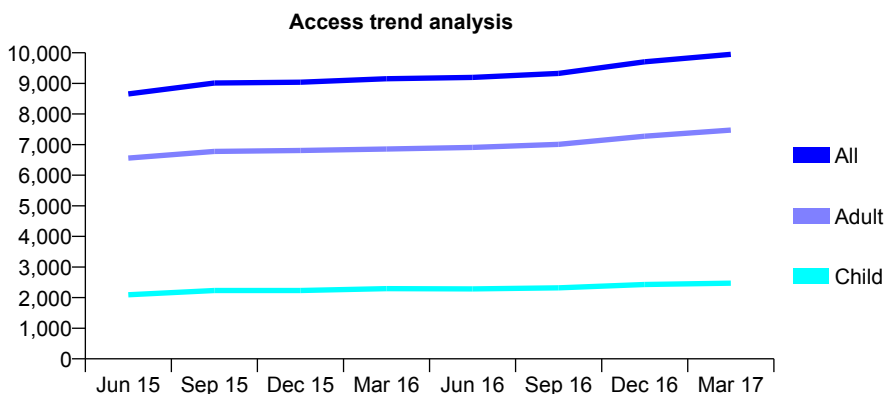
Q48 - Vital Signs At a Glance Contract Report for 190969/0001 - March 2017

Name or company name	Sheil Road Dental Practice
Contract type name	GDS Contract
Purpose of contract	General
Contract start date	01/09/2009
Contract end date	

16/17 Contracted general activity (UDA)	34,500
Carry forward general activity (UDA)	0
16/17 Contracted orthodontic activity (UOA)	0
Carry forward orthodontic activity (UOA)	0
Baseline contract value	£923,353.12

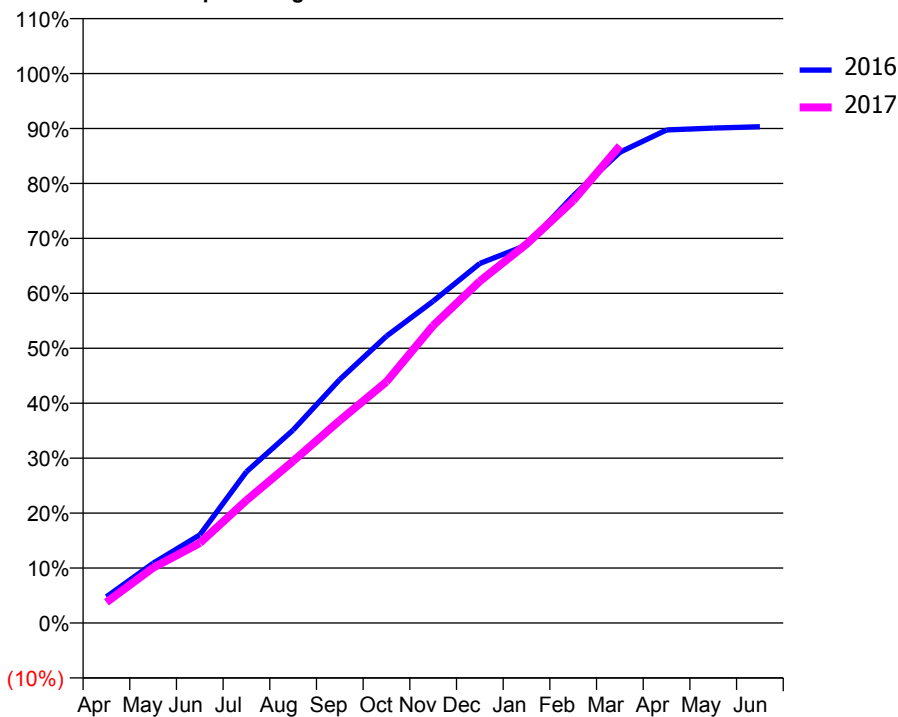
ACCESS*

Patients seen in 24 months	Total	Change since previous quarter
Quarter ending March 2016	9,152	
Quarter ending June 2016	9,195	→
Quarter ending September 2016	9,328	→
Quarter ending December 2016	9,705	↑
Quarter ending March 2017	9,948	↑
Variance since March 2016	8.7%	↑



ACTIVITY

Cumulative percentage of contracted UDA delivered 2016 & 2017



Month	Adjusted Scheduled Activity (UDA)	
	2016	2017
April	1,642	1,306
May	3,758	3,468
June	5,533	5,015
July	9,496	7,705
August	12,121	10,171
September	15,291	12,722
October	18,011	15,146
November	20,202	18,675
December	22,577	21,461
January	23,725	23,787
February	26,823	26,515
March	29,556	29,963
April	30,952	
May	31,074	
June	31,159	

QUALITY

	Quantity	Base Number	Contract	AT	Region	England
% of FP17s for the same patient ID Re-attending within 3 months - Children	405	3,403	11.9%	12.4%	13.3%	12.3%
% of FP17s for the same patient ID Re-attending within 3 months - Adults	1,762	9,461	18.6%	17.7%	17.3%	16.7%
% of FP17s for the same patient ID Re-attending between 3 & 9 months - Children	1,638	3,403	48.1%	53.8%	58.9%	57.6%
% of FP17s for the same patient ID Re-attending between 3 & 9 months - Adults	3,797	9,461	40.1%	44.6%	52.2%	50.1%
% of FP17s for Band 1 Urgent Courses	1,584	11,278	14.0%	11.5%	9.2%	9.1%
% of FP17s Relating to Free Repair or Replacements	45	11,278	0.4%	1.0%	1.0%	0.8%
% of FP17s Relating to Continuations	94	11,278	0.8%	1.4%	1.4%	1.2%
% of Patients satisfied with the dentistry they have received	29	31	93.5%	93.9%	93.1%	92.8%
% of Patients satisfied with the time they had to wait for an appointment	26	31	83.9%	89.4%	89.5%	88.7%

* This is based on patients treated on this contract for their most recent course of treatment. Figures in italics indicate the base number of FP17s or Patient Questionnaire responses are less than 100. N/A is shown where the base number of responses is less than 10 during the period. % is calculated as Quantity/Base number*100

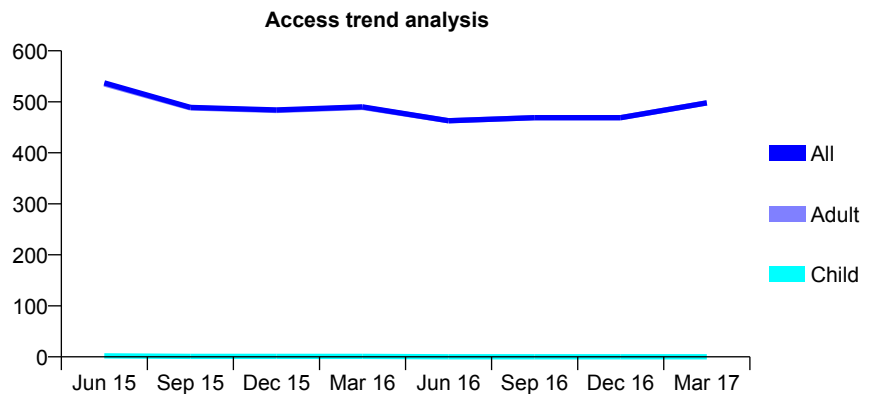
Q48 - Vital Signs At a Glance Contract Report for 190969/0002 - March 2017

Name or company name	Sheil Road Dental Practice
Contract type name	GDS Contract
Purpose of contract	General
Contract start date	01/01/2010
Contract end date	31/03/2018

16/17 Contracted general activity (UDA)	1,750
Carry forward general activity (UDA)	0
16/17 Contracted orthodontic activity (UOA)	0
Carry forward orthodontic activity (UOA)	0
Baseline contract value	£55,525.88

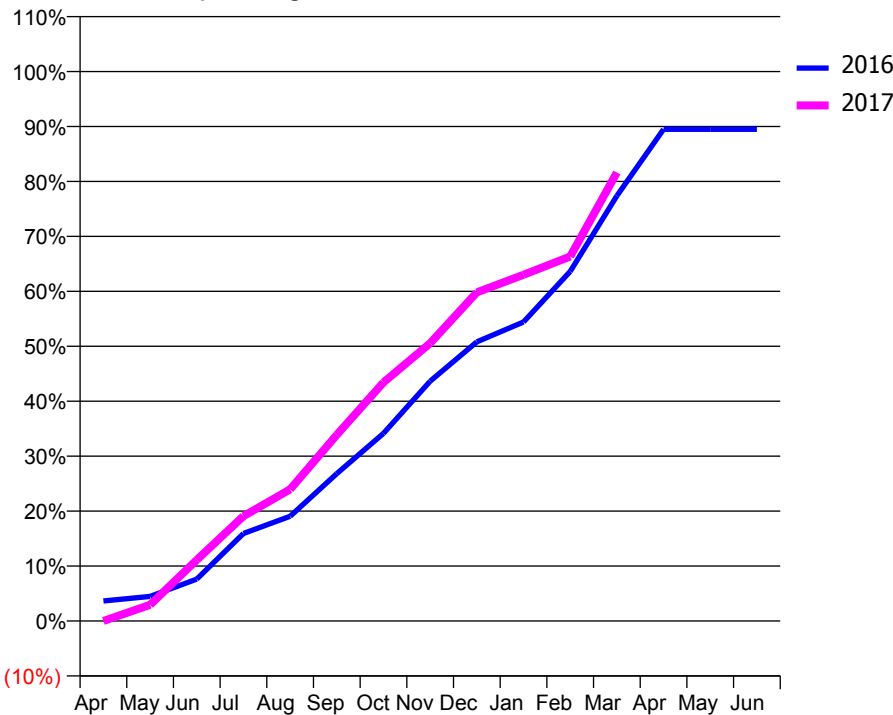
ACCESS*

Patients seen in 24 months	Total	Change since previous quarter
Quarter ending March 2016	490	
Quarter ending June 2016	463	↓
Quarter ending September 2016	469	→
Quarter ending December 2016	469	→
Quarter ending March 2017	498	↑
Variance since March 2016	1.6%	→



ACTIVITY

Cumulative percentage of contracted UDA delivered 2016 & 2017



Month	Adjusted Scheduled Activity (UDA)	
	2016	2017
April	64	0
May	78	52
June	134	195
July	279	334
August	334	419
September	470	593
October	598	760
November	764	885
December	889	1,046
January	952	1,103
February	1,113	1,161
March	1,354	1,428
April	1,566	
May	1,566	
June	1,566	

QUALITY

	Quantity	Base Number	Contract	AT	Region	England
% of FP17s for the same patient ID Re-attending within 3 months - Children	0	0	N/A	12.4%	13.3%	12.3%
% of FP17s for the same patient ID Re-attending within 3 months - Adults	27	425	6.4%	17.7%	17.3%	16.7%
% of FP17s for the same patient ID Re-attending between 3 & 9 months - Children	0	0	N/A	53.8%	58.9%	57.6%
% of FP17s for the same patient ID Re-attending between 3 & 9 months - Adults	66	425	15.5%	44.6%	52.2%	50.1%
% of FP17s for Band 1 Urgent Courses	67	393	17.0%	11.5%	9.2%	9.1%
% of FP17s Relating to Free Repair or Replacements	0	393	0.0%	1.0%	1.0%	0.8%
% of FP17s Relating to Continuations	1	393	0.3%	1.4%	1.4%	1.2%
% of Patients satisfied with the dentistry they have received	1	1	N/A	93.9%	93.1%	92.8%
% of Patients satisfied with the time they had to wait for an appointment	1	1	N/A	89.4%	89.5%	88.7%

* This is based on patients treated on this contract for their most recent course of treatment. Figures in italics indicate the base number of FP17s or Patient Questionnaire responses are less than 100. N/A is shown where the base number of responses is less than 10 during the period. % is calculated as Quantity/Base number*100

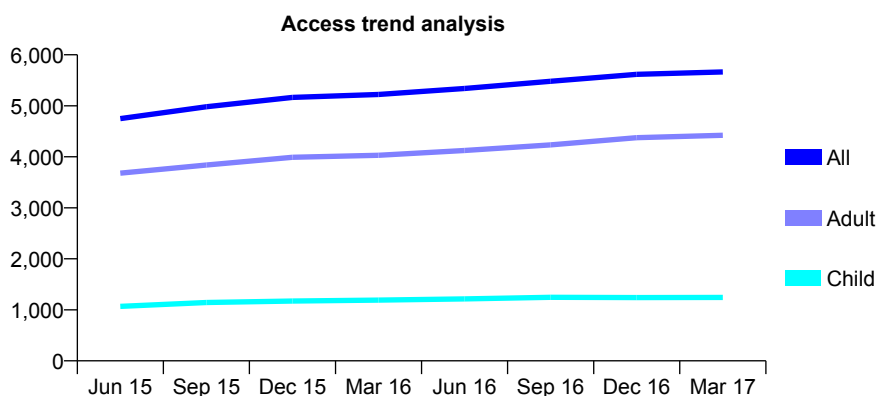
Q48 - Vital Signs At a Glance Contract Report for 193003/0001 - March 2017

Name or company name	Aintree Dental Practice
Contract type name	GDS Contract
Purpose of contract	General
Contract start date	01/06/2009
Contract end date	

16/17 Contracted general activity (UDA)	20,439
Carry forward general activity (UDA)	-564
16/17 Contracted orthodontic activity (UOA)	0
Carry forward orthodontic activity (UOA)	0
Baseline contract value	£521,391.06

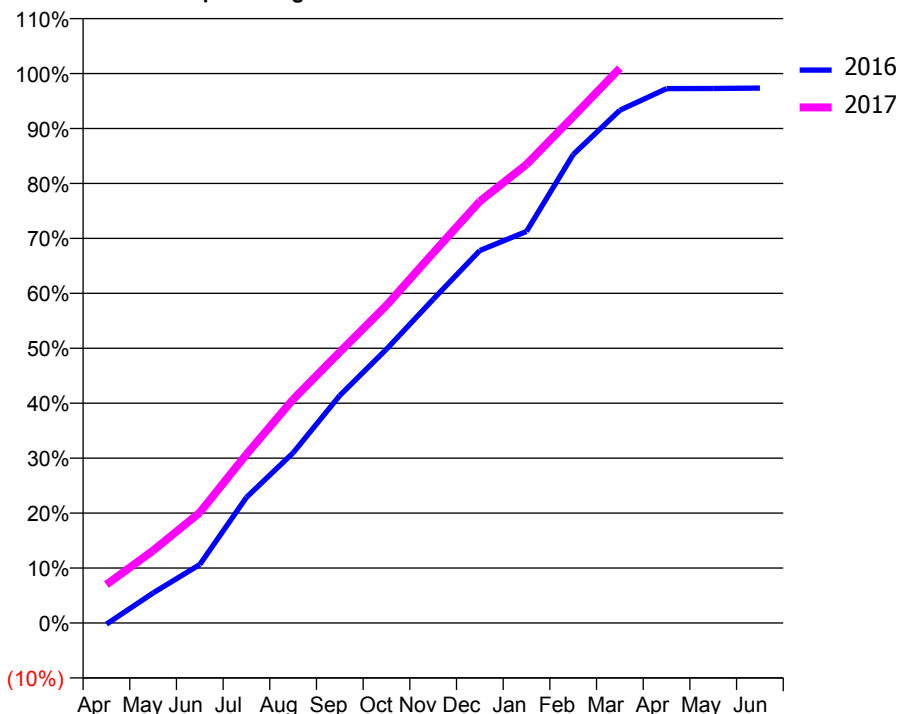
ACCESS*

Patients seen in 24 months	Total	Change since previous quarter
Quarter ending March 2016	5,223	
Quarter ending June 2016	5,339	↑
Quarter ending September 2016	5,480	↑
Quarter ending December 2016	5,617	↑
Quarter ending March 2017	5,665	→
Variance since March 2016	8.5%	↑



ACTIVITY

Cumulative percentage of contracted UDA delivered 2016 & 2017



Month	Adjusted Scheduled Activity (UDA)	
	2016	2017
April	-47	1,432
May	1,120	2,698
June	2,176	4,112
July	4,675	6,274
August	6,331	8,320
September	8,463	10,083
October	10,188	11,816
November	12,039	13,766
December	13,855	15,685
January	14,567	17,061
February	17,429	18,837
March	19,074	20,638
April	19,877	
May	19,881	
June	19,895	

QUALITY

	Quantity	Base Number	Contract	AT	Region	England
% of FP17s for the same patient ID Re-attending within 3 months - Children	224	1,974	11.3%	12.4%	13.3%	12.3%
% of FP17s for the same patient ID Re-attending within 3 months - Adults	781	5,285	14.8%	17.7%	17.3%	16.7%
% of FP17s for the same patient ID Re-attending between 3 & 9 months - Children	1,082	1,974	54.8%	53.8%	58.9%	57.6%
% of FP17s for the same patient ID Re-attending between 3 & 9 months - Adults	2,129	5,285	40.3%	44.6%	52.2%	50.1%
% of FP17s for Band 1 Urgent Courses	570	6,973	8.2%	11.5%	9.2%	9.1%
% of FP17s Relating to Free Repair or Replacements	30	6,973	0.4%	1.0%	1.0%	0.8%
% of FP17s Relating to Continuations	123	6,973	1.8%	1.4%	1.4%	1.2%
% of Patients satisfied with the dentistry they have received	12	14	85.7%	93.9%	93.1%	92.8%
% of Patients satisfied with the time they had to wait for an appointment	10	14	71.4%	89.4%	89.5%	88.7%

* This is based on patients treated on this contract for their most recent course of treatment. Figures in italics indicate the base number of FP17s or Patient Questionnaire responses are less than 100. N/A is shown where the base number of responses is less than 10 during the period. % is calculated as Quantity/Base number*100

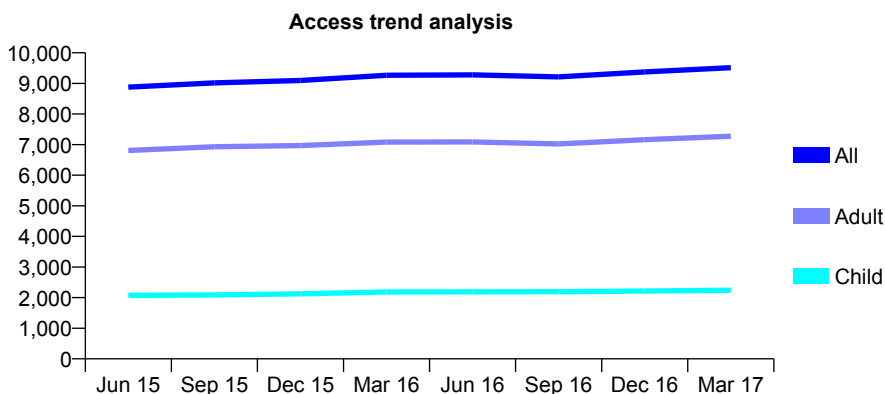
Q48 - Vital Signs At a Glance Contract Report for 195294/0001 - March 2017

Name or company name	Deacon Dental Ltd
Contract type name	GDS Contract
Purpose of contract	General
Contract start date	01/04/2009
Contract end date	

16/17 Contracted general activity (UDA)	33,226
Carry forward general activity (UDA)	-54
16/17 Contracted orthodontic activity (UOA)	0
Carry forward orthodontic activity (UOA)	0
Baseline contract value	£935,453.70

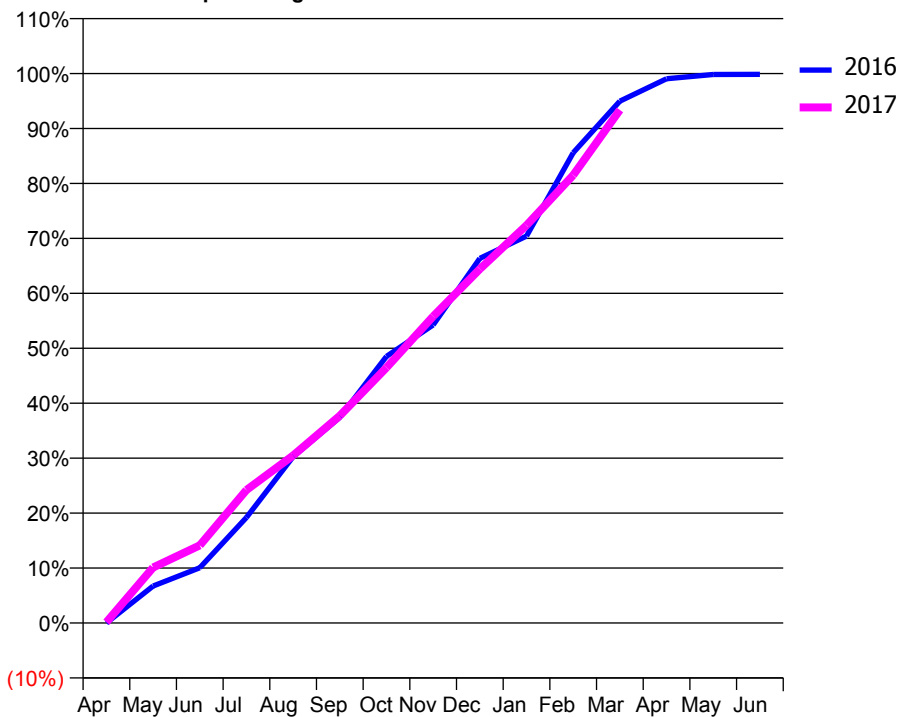
ACCESS*

Patients seen in 24 months	Total	Change since previous quarter
Quarter ending March 2016	9,267	
Quarter ending June 2016	9,277	→
Quarter ending September 2016	9,215	→
Quarter ending December 2016	9,375	→
Quarter ending March 2017	9,514	→
Variance since March 2016	2.7%	↑



ACTIVITY

Cumulative percentage of contracted UDA delivered 2016 & 2017



Month	Adjusted Scheduled Activity (UDA)	
	2016	2017
April	3	54
May	2,241	3,355
June	3,344	4,696
July	6,382	8,044
August	10,058	10,130
September	12,434	12,537
October	16,119	15,447
November	18,028	18,539
December	22,050	21,402
January	23,398	24,047
February	28,436	27,081
March	31,552	31,024
April	32,912	
May	33,169	
June	33,172	

QUALITY

	Quantity	Base Number	Contract	AT	Region	England
% of FP17s for the same patient ID Re-attending within 3 months - Children	621	4,129	15.0%	12.4%	13.3%	12.3%
% of FP17s for the same patient ID Re-attending within 3 months - Adults	1,835	9,187	20.0%	17.7%	17.3%	16.7%
% of FP17s for the same patient ID Re-attending between 3 & 9 months - Children	2,501	4,129	60.6%	53.8%	58.9%	57.6%
% of FP17s for the same patient ID Re-attending between 3 & 9 months - Adults	4,014	9,187	43.7%	44.6%	52.2%	50.1%
% of FP17s for Band 1 Urgent Courses	1,200	12,647	9.5%	11.5%	9.2%	9.1%
% of FP17s Relating to Free Repair or Replacements	81	12,647	0.6%	1.0%	1.0%	0.8%
% of FP17s Relating to Continuations	216	12,647	1.7%	1.4%	1.4%	1.2%
% of Patients satisfied with the dentistry they have received	19	19	100.0%	93.9%	93.1%	92.8%
% of Patients satisfied with the time they had to wait for an appointment	18	19	94.7%	89.4%	89.5%	88.7%

* This is based on patients treated on this contract for their most recent course of treatment. Figures in italics indicate the base number of FP17s or Patient Questionnaire responses are less than 100. N/A is shown where the base number of responses is less than 10 during the period. % is calculated as Quantity/Base number*100

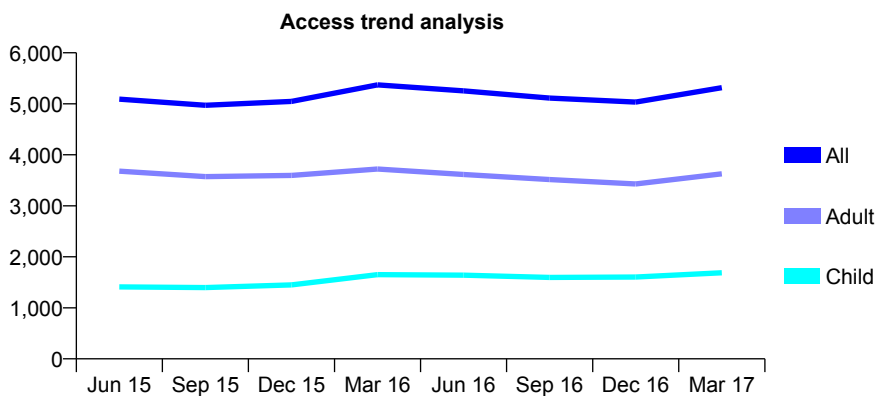
Q48 - Vital Signs At a Glance Contract Report for 197246/0001 - March 2017

Name or company name	Bennett and McGinty
Contract type name	GDS Contract
Purpose of contract	General
Contract start date	01/04/2009
Contract end date	

16/17 Contracted general activity (UDA)	15,282
Carry forward general activity (UDA)	0
16/17 Contracted orthodontic activity (UOA)	0
Carry forward orthodontic activity (UOA)	0
Baseline contract value	£389,846.54

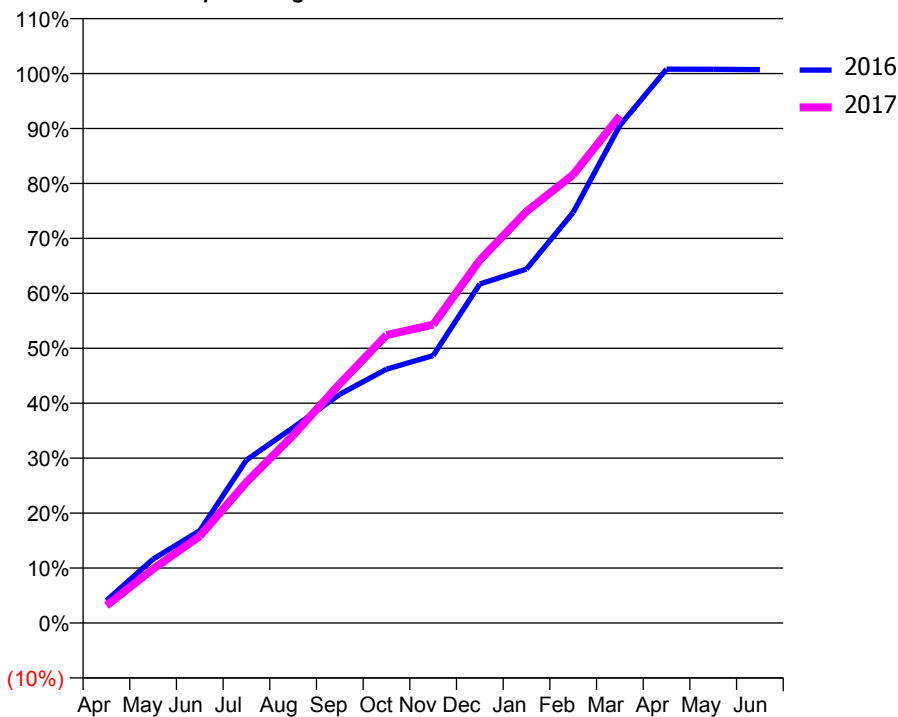
ACCESS*

Patients seen in 24 months	Total	Change since previous quarter
Quarter ending March 2016	5,371	
Quarter ending June 2016	5,254	↓
Quarter ending September 2016	5,113	↓
Quarter ending December 2016	5,033	↓
Quarter ending March 2017	5,316	↑
Variance since March 2016	(1.0%)	↓



ACTIVITY

Cumulative percentage of contracted UDA delivered 2016 & 2017



Month	Adjusted Scheduled Activity (UDA)	
	2016	2017
April	625	485
May	1,778	1,504
June	2,568	2,415
July	4,533	3,918
August	5,436	5,220
September	6,360	6,654
October	7,059	8,007
November	7,438	8,298
December	9,429	10,093
January	9,844	11,447
February	11,419	12,470
March	13,838	14,104
April	15,403	
May	15,401	
June	15,388	

QUALITY

	Quantity	Base Number	Contract	AT	Region	England
% of FP17s for the same patient ID Re-attending within 3 months - Children	222	2,313	9.6%	12.4%	13.3%	12.3%
% of FP17s for the same patient ID Re-attending within 3 months - Adults	1,005	4,712	21.3%	17.7%	17.3%	16.7%
% of FP17s for the same patient ID Re-attending between 3 & 9 months - Children	977	2,313	42.2%	53.8%	58.9%	57.6%
% of FP17s for the same patient ID Re-attending between 3 & 9 months - Adults	1,597	4,712	33.9%	44.6%	52.2%	50.1%
% of FP17s for Band 1 Urgent Courses	842	6,269	13.4%	11.5%	9.2%	9.1%
% of FP17s Relating to Free Repair or Replacements	106	6,269	1.7%	1.0%	1.0%	0.8%
% of FP17s Relating to Continuations	29	6,269	0.5%	1.4%	1.4%	1.2%
% of Patients satisfied with the dentistry they have received	7	8	N/A	93.9%	93.1%	92.8%
% of Patients satisfied with the time they had to wait for an appointment	7	8	N/A	89.4%	89.5%	88.7%

* This is based on patients treated on this contract for their most recent course of treatment. Figures in italics indicate the base number of FP17s or Patient Questionnaire responses are less than 100. N/A is shown where the base number of responses is less than 10 during the period. % is calculated as Quantity/Base number*100

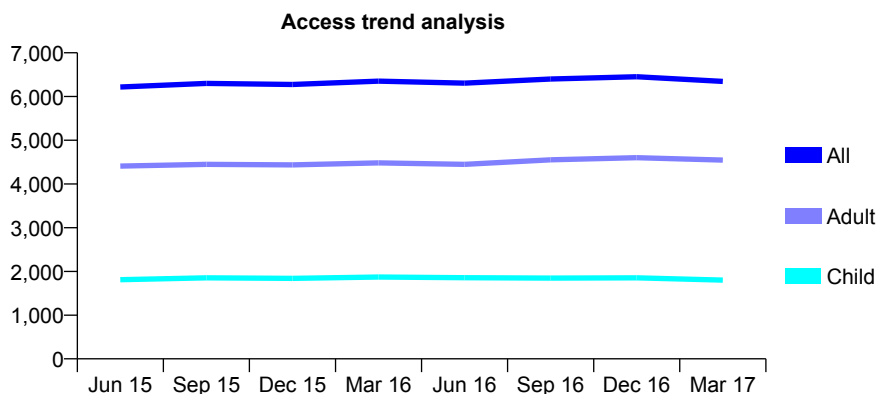
Q48 - Vital Signs At a Glance Contract Report for 197289/0001 - March 2017

Name or company name	PJ Beard & Associates Ltd
Contract type name	GDS Contract
Purpose of contract	General
Contract start date	01/09/2011
Contract end date	

16/17 Contracted general activity (UDA)	19,288
Carry forward general activity (UDA)	0
16/17 Contracted orthodontic activity (UOA)	0
Carry forward orthodontic activity (UOA)	0
Baseline contract value	£454,855.80

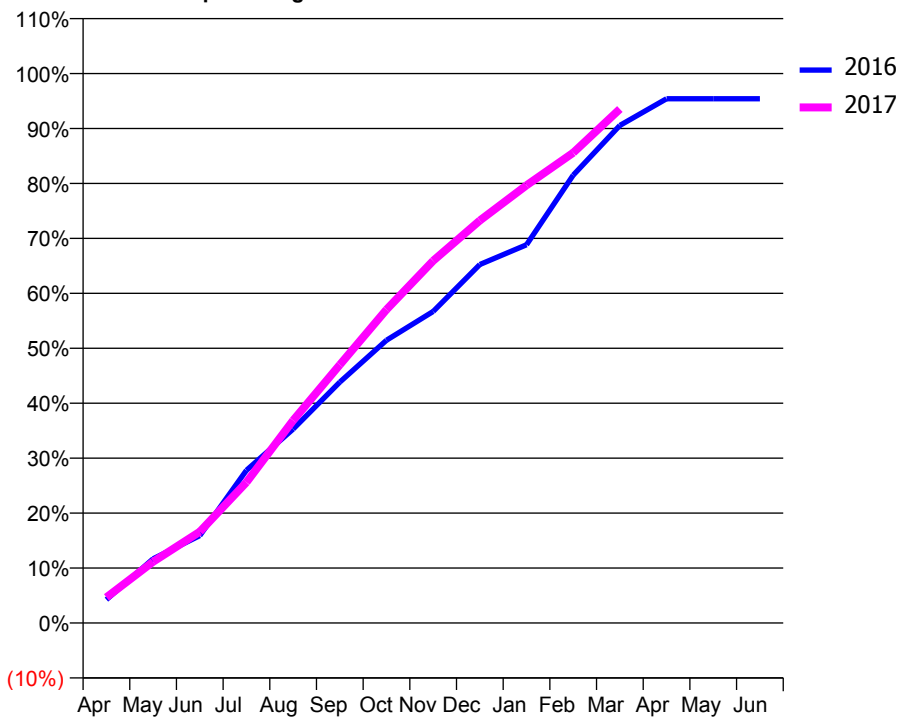
ACCESS*

Patients seen in 24 months	Total	Change since previous quarter
Quarter ending March 2016	6,352	
Quarter ending June 2016	6,307	→
Quarter ending September 2016	6,400	→
Quarter ending December 2016	6,454	→
Quarter ending March 2017	6,347	↓
Variance since March 2016	(0.1%)	→



ACTIVITY

Cumulative percentage of contracted UDA delivered 2016 & 2017



Month	Adjusted Scheduled Activity (UDA)	
	2016	2017
April	823	903
May	2,253	2,153
June	3,067	3,203
July	5,360	4,942
August	6,810	7,114
September	8,455	9,066
October	9,927	11,004
November	10,936	12,717
December	12,584	14,129
January	13,277	15,366
February	15,720	16,508
March	17,464	18,043
April	18,401	
May	18,401	
June	18,402	

QUALITY

	Quantity	Base Number	Contract	AT	Region	England
% of FP17s for the same patient ID Re-attending within 3 months - Children	218	2,875	7.6%	12.4%	13.3%	12.3%
% of FP17s for the same patient ID Re-attending within 3 months - Adults	913	5,855	15.6%	17.7%	17.3%	16.7%
% of FP17s for the same patient ID Re-attending between 3 & 9 months - Children	1,982	2,875	68.9%	53.8%	58.9%	57.6%
% of FP17s for the same patient ID Re-attending between 3 & 9 months - Adults	2,635	5,855	45.0%	44.6%	52.2%	50.1%
% of FP17s for Band 1 Urgent Courses	796	8,348	9.5%	11.5%	9.2%	9.1%
% of FP17s Relating to Free Repair or Replacements	82	8,348	1.0%	1.0%	1.0%	0.8%
% of FP17s Relating to Continuations	139	8,348	1.7%	1.4%	1.4%	1.2%
% of Patients satisfied with the dentistry they have received	18	19	94.7%	93.9%	93.1%	92.8%
% of Patients satisfied with the time they had to wait for an appointment	16	19	84.2%	89.4%	89.5%	88.7%

* This is based on patients treated on this contract for their most recent course of treatment. Figures in italics indicate the base number of FP17s or Patient Questionnaire responses are less than 100. N/A is shown where the base number of responses is less than 10 during the period. % is calculated as Quantity/Base number*100

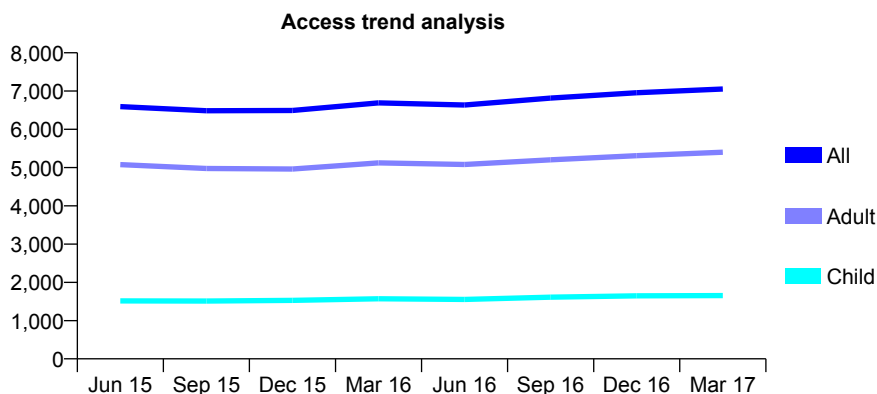
Q48 - Vital Signs At a Glance Contract Report for 198633/0002 - March 2017

Name or company name	Mr O Butt & Mrs S Alam
Contract type name	GDS Contract
Purpose of contract	General
Contract start date	01/04/2008
Contract end date	

16/17 Contracted general activity (UDA)	22,345
Carry forward general activity (UDA)	0
16/17 Contracted orthodontic activity (UOA)	0
Carry forward orthodontic activity (UOA)	0
Baseline contract value	£570,024.93

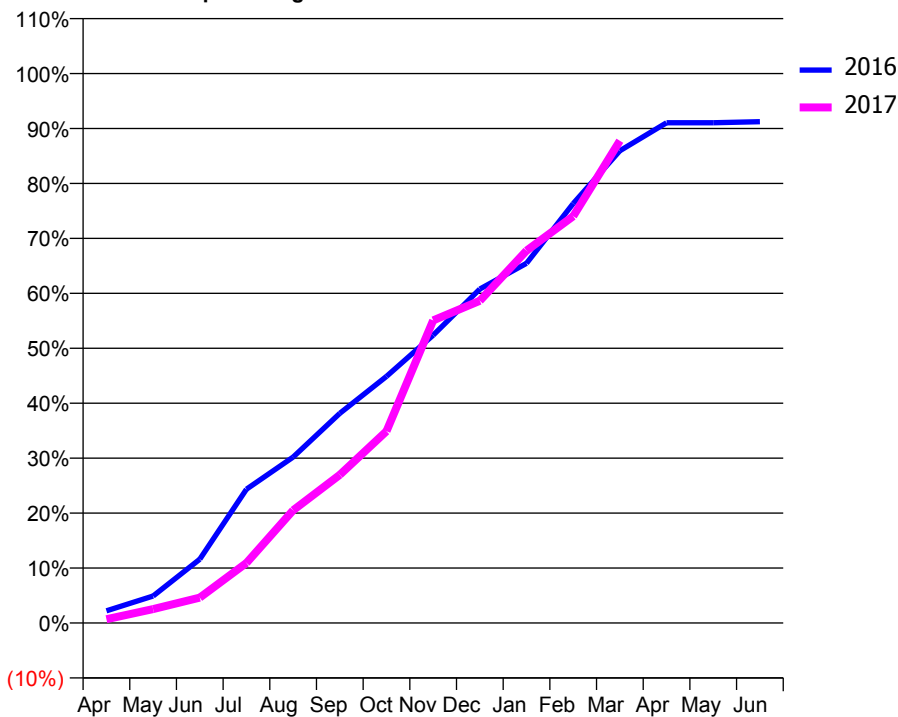
ACCESS*

Patients seen in 24 months	Total	Change since previous quarter
Quarter ending March 2016	6,692	
Quarter ending June 2016	6,634	→
Quarter ending September 2016	6,816	↑
Quarter ending December 2016	6,957	↑
Quarter ending March 2017	7,055	→
Variance since March 2016	5.4%	↑



ACTIVITY

Cumulative percentage of contracted UDA delivered 2016 & 2017



Month	Adjusted Scheduled Activity (UDA)	
	2016	2017
April	498	153
May	1,098	567
June	2,592	1,033
July	5,441	2,444
August	6,746	4,583
September	8,527	6,029
October	10,030	7,799
November	11,705	12,309
December	13,582	13,104
January	14,628	15,140
February	17,057	16,540
March	19,205	19,608
April	20,340	
May	20,345	
June	20,385	

QUALITY

	Quantity	Base Number	Contract	AT	Region	England
% of FP17s for the same patient ID Re-attending within 3 months - Children	190	2,390	7.9%	12.4%	13.3%	12.3%
% of FP17s for the same patient ID Re-attending within 3 months - Adults	1,105	7,416	14.9%	17.7%	17.3%	16.7%
% of FP17s for the same patient ID Re-attending between 3 & 9 months - Children	1,469	2,390	61.5%	53.8%	58.9%	57.6%
% of FP17s for the same patient ID Re-attending between 3 & 9 months - Adults	3,823	7,416	51.6%	44.6%	52.2%	50.1%
% of FP17s for Band 1 Urgent Courses	758	9,262	8.2%	11.5%	9.2%	9.1%
% of FP17s Relating to Free Repair or Replacements	78	9,262	0.8%	1.0%	1.0%	0.8%
% of FP17s Relating to Continuations	88	9,262	1.0%	1.4%	1.4%	1.2%
% of Patients satisfied with the dentistry they have received	48	48	100.0%	93.9%	93.1%	92.8%
% of Patients satisfied with the time they had to wait for an appointment	42	48	87.5%	89.4%	89.5%	88.7%

* This is based on patients treated on this contract for their most recent course of treatment. Figures in italics indicate the base number of FP17s or Patient Questionnaire responses are less than 100. N/A is shown where the base number of responses is less than 10 during the period. % is calculated as Quantity/Base number*100

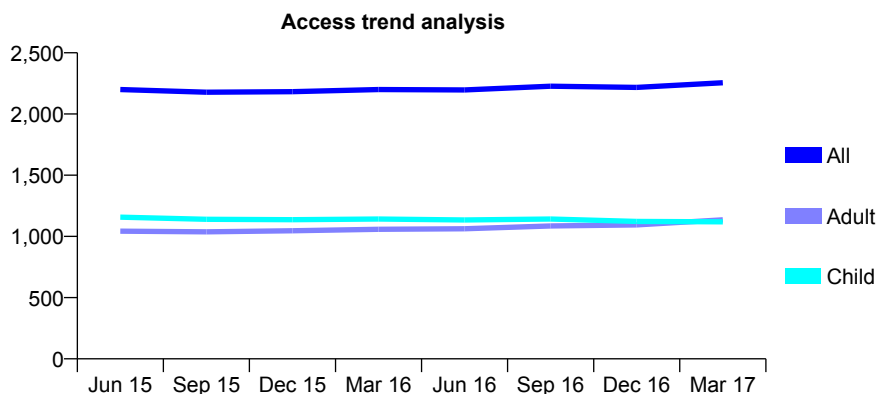
Q48 - Vital Signs At a Glance Contract Report for 199354/0001 - March 2017

Name or company name	Aigburth Dental Practice
Contract type name	GDS Contract
Purpose of contract	General
Contract start date	01/06/2012
Contract end date	

16/17 Contracted general activity (UDA)	6,357
Carry forward general activity (UDA)	0
16/17 Contracted orthodontic activity (UOA)	0
Carry forward orthodontic activity (UOA)	0
Baseline contract value	£219,897.55

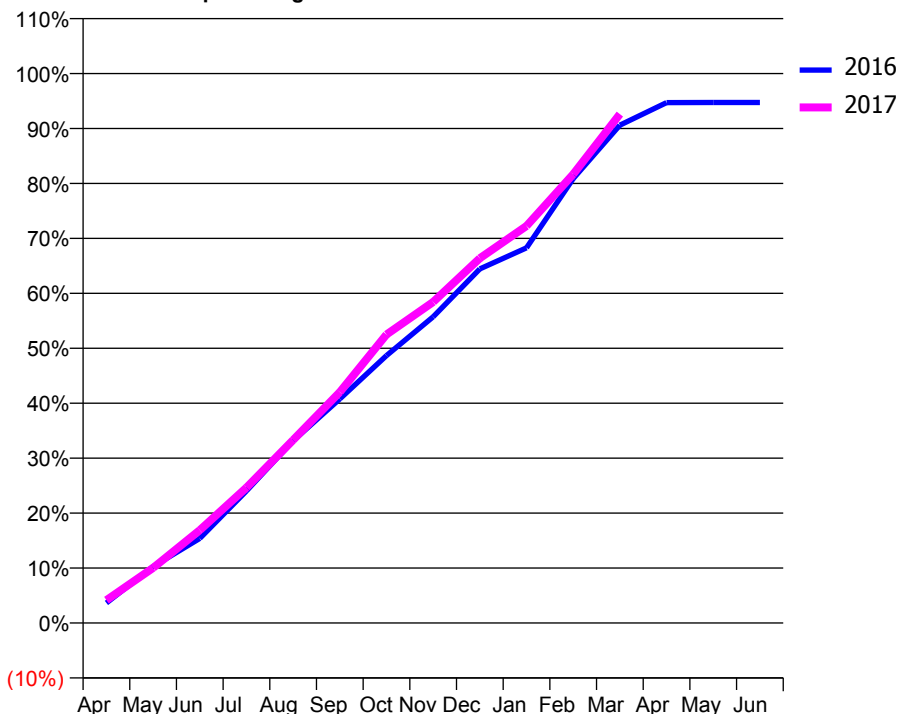
ACCESS*

Patients seen in 24 months	Total	Change since previous quarter
Quarter ending March 2016	2,200	
Quarter ending June 2016	2,197	→
Quarter ending September 2016	2,227	→
Quarter ending December 2016	2,217	→
Quarter ending March 2017	2,255	→
Variance since March 2016	2.5%	↑



ACTIVITY

Cumulative percentage of contracted UDA delivered 2016 & 2017



Month	Adjusted Scheduled Activity (UDA)	
	2016	2017
April	233	264
May	653	637
June	979	1,075
July	1,528	1,566
August	2,109	2,117
September	2,593	2,672
October	3,094	3,338
November	3,543	3,714
December	4,096	4,219
January	4,340	4,593
February	5,142	5,192
March	5,760	5,887
April	6,021	
May	6,022	
June	6,022	

QUALITY

	Quantity	Base Number	Contract	AT	Region	England
% of FP17s for the same patient ID Re-attending within 3 months - Children	157	1,659	9.5%	12.4%	13.3%	12.3%
% of FP17s for the same patient ID Re-attending within 3 months - Adults	184	1,261	14.6%	17.7%	17.3%	16.7%
% of FP17s for the same patient ID Re-attending between 3 & 9 months - Children	934	1,659	56.3%	53.8%	58.9%	57.6%
% of FP17s for the same patient ID Re-attending between 3 & 9 months - Adults	532	1,261	42.2%	44.6%	52.2%	50.1%
% of FP17s for Band 1 Urgent Courses	226	2,785	8.1%	11.5%	9.2%	9.1%
% of FP17s Relating to Free Repair or Replacements	5	2,785	0.2%	1.0%	1.0%	0.8%
% of FP17s Relating to Continuations	46	2,785	1.7%	1.4%	1.4%	1.2%
% of Patients satisfied with the dentistry they have received	3	4	N/A	93.9%	93.1%	92.8%
% of Patients satisfied with the time they had to wait for an appointment	4	4	N/A	89.4%	89.5%	88.7%

* This is based on patients treated on this contract for their most recent course of treatment. Figures in italics indicate the base number of FP17s or Patient Questionnaire responses are less than 100. N/A is shown where the base number of responses is less than 10 during the period. % is calculated as Quantity/Base number*100

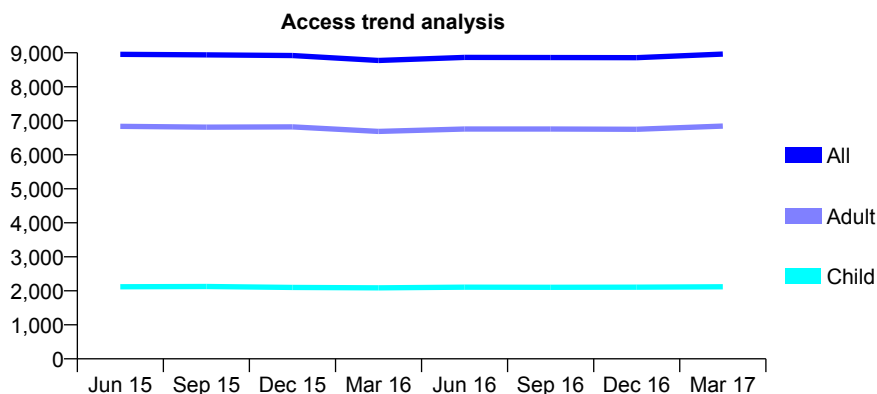
Q48 - Vital Signs At a Glance Contract Report for 199605/0001 - March 2017

Name or company name	Chantastic Limited
Contract type name	GDS Contract
Purpose of contract	General
Contract start date	01/04/2011
Contract end date	

16/17 Contracted general activity (UDA)	35,375
Carry forward general activity (UDA)	0
16/17 Contracted orthodontic activity (UOA)	0
Carry forward orthodontic activity (UOA)	0
Baseline contract value	£1,130,069.31

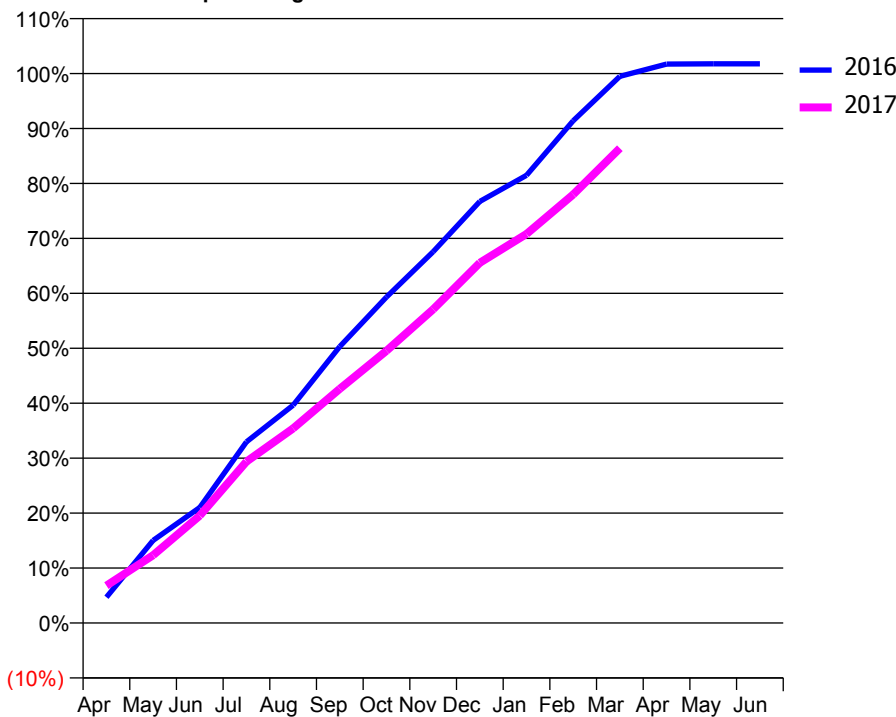
ACCESS*

Patients seen in 24 months	Total	Change since previous quarter
Quarter ending March 2016	8,776	
Quarter ending June 2016	8,866	→
Quarter ending September 2016	8,859	→
Quarter ending December 2016	8,857	→
Quarter ending March 2017	8,963	→
Variance since March 2016	2.1%	↑



ACTIVITY

Cumulative percentage of contracted UDA delivered 2016 & 2017



Month	Adjusted Scheduled Activity (UDA)	
	2016	2017
April	1,659	2,411
May	5,315	4,365
June	7,439	6,912
July	11,661	10,389
August	14,024	12,532
September	17,801	15,079
October	20,987	17,523
November	23,906	20,196
December	27,140	23,187
January	28,823	25,045
February	32,329	27,583
March	35,192	30,566
April	35,986	
May	35,995	
June	35,998	

QUALITY

	Quantity	Base Number	Contract	AT	Region	England
% of FP17s for the same patient ID Re-attending within 3 months - Children	346	3,234	10.7%	12.4%	13.3%	12.3%
% of FP17s for the same patient ID Re-attending within 3 months - Adults	1,415	8,871	16.0%	17.7%	17.3%	16.7%
% of FP17s for the same patient ID Re-attending between 3 & 9 months - Children	1,805	3,234	55.8%	53.8%	58.9%	57.6%
% of FP17s for the same patient ID Re-attending between 3 & 9 months - Adults	4,223	8,871	47.6%	44.6%	52.2%	50.1%
% of FP17s for Band 1 Urgent Courses	1,075	11,636	9.2%	11.5%	9.2%	9.1%
% of FP17s Relating to Free Repair or Replacements	181	11,636	1.6%	1.0%	1.0%	0.8%
% of FP17s Relating to Continuations	86	11,636	0.7%	1.4%	1.4%	1.2%
% of Patients satisfied with the dentistry they have received	27	30	90.0%	93.9%	93.1%	92.8%
% of Patients satisfied with the time they had to wait for an appointment	28	30	93.3%	89.4%	89.5%	88.7%

* This is based on patients treated on this contract for their most recent course of treatment. Figures in italics indicate the base number of FP17s or Patient Questionnaire responses are less than 100. N/A is shown where the base number of responses is less than 10 during the period. % is calculated as Quantity/Base number*100

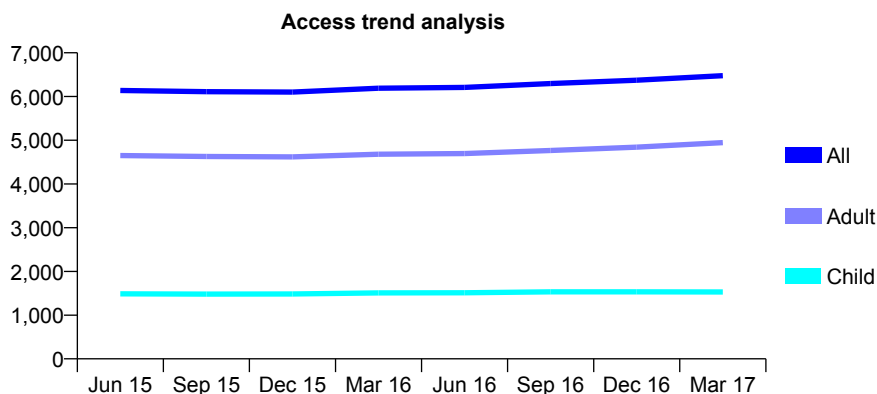
Q48 - Vital Signs At a Glance Contract Report for 199796/0001 - March 2017

Name or company name	Stanley Villas Ltd
Contract type name	GDS Contract
Purpose of contract	General
Contract start date	01/04/2009
Contract end date	

16/17 Contracted general activity (UDA)	22,074
Carry forward general activity (UDA)	134
16/17 Contracted orthodontic activity (UOA)	0
Carry forward orthodontic activity (UOA)	0
Baseline contract value	£637,792.74

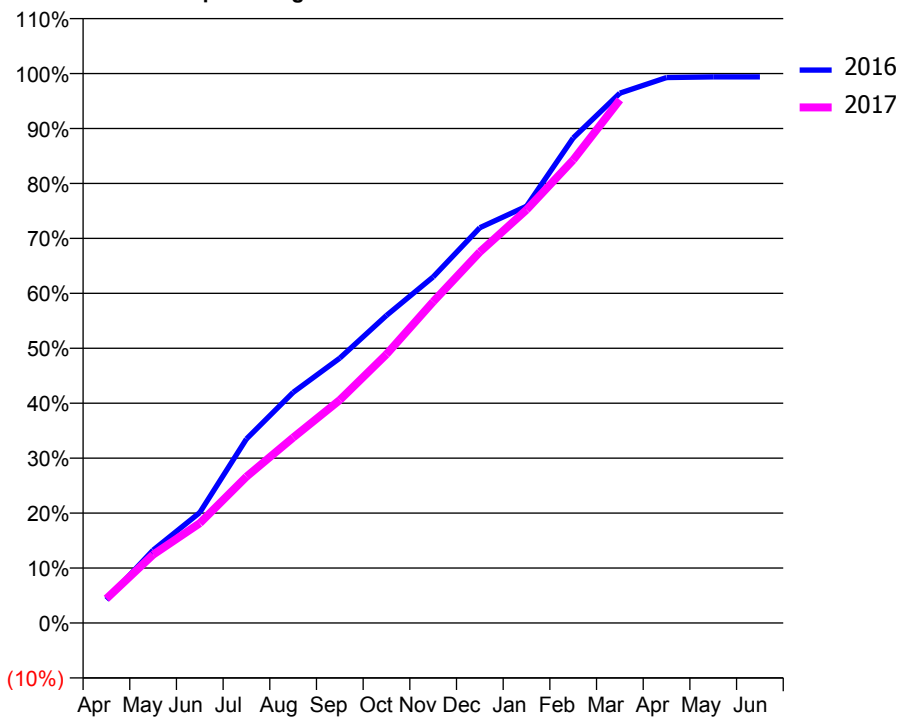
ACCESS*

Patients seen in 24 months	Total	Change since previous quarter
Quarter ending March 2016	6,189	
Quarter ending June 2016	6,208	→
Quarter ending September 2016	6,297	→
Quarter ending December 2016	6,373	→
Quarter ending March 2017	6,477	→
Variance since March 2016	4.7%	↑



ACTIVITY

Cumulative percentage of contracted UDA delivered 2016 & 2017



Month	Adjusted Scheduled Activity (UDA)	
	2016	2017
April	937	975
May	2,926	2,748
June	4,436	4,011
July	7,393	5,881
August	9,264	7,451
September	10,638	8,957
October	12,357	10,796
November	13,904	12,905
December	15,879	14,904
January	16,741	16,598
February	19,486	18,602
March	21,284	21,019
April	21,909	
May	21,940	
June	21,940	

QUALITY

	Quantity	Base Number	Contract	AT	Region	England
% of FP17s for the same patient ID Re-attending within 3 months - Children	243	2,309	10.5%	12.4%	13.3%	12.3%
% of FP17s for the same patient ID Re-attending within 3 months - Adults	897	6,411	14.0%	17.7%	17.3%	16.7%
% of FP17s for the same patient ID Re-attending between 3 & 9 months - Children	1,213	2,309	52.5%	53.8%	58.9%	57.6%
% of FP17s for the same patient ID Re-attending between 3 & 9 months - Adults	3,009	6,411	46.9%	44.6%	52.2%	50.1%
% of FP17s for Band 1 Urgent Courses	624	8,431	7.4%	11.5%	9.2%	9.1%
% of FP17s Relating to Free Repair or Replacements	68	8,431	0.8%	1.0%	1.0%	0.8%
% of FP17s Relating to Continuations	236	8,431	2.8%	1.4%	1.4%	1.2%
% of Patients satisfied with the dentistry they have received	18	19	94.7%	93.9%	93.1%	92.8%
% of Patients satisfied with the time they had to wait for an appointment	18	19	94.7%	89.4%	89.5%	88.7%

* This is based on patients treated on this contract for their most recent course of treatment. Figures in italics indicate the base number of FP17s or Patient Questionnaire responses are less than 100. N/A is shown where the base number of responses is less than 10 during the period. % is calculated as Quantity/Base number*100

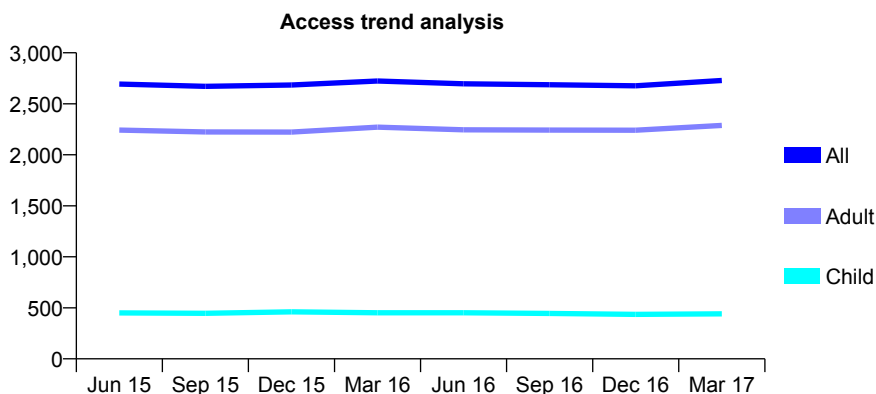
Q48 - Vital Signs At a Glance Contract Report for 209341/0001 - March 2017

Name or company name	Lynwood Dental Surgery Partnership
Contract type name	GDS Contract
Purpose of contract	General
Contract start date	01/04/2006
Contract end date	

16/17 Contracted general activity (UDA)	6,253
Carry forward general activity (UDA)	27
16/17 Contracted orthodontic activity (UOA)	0
Carry forward orthodontic activity (UOA)	0
Baseline contract value	£174,024.41

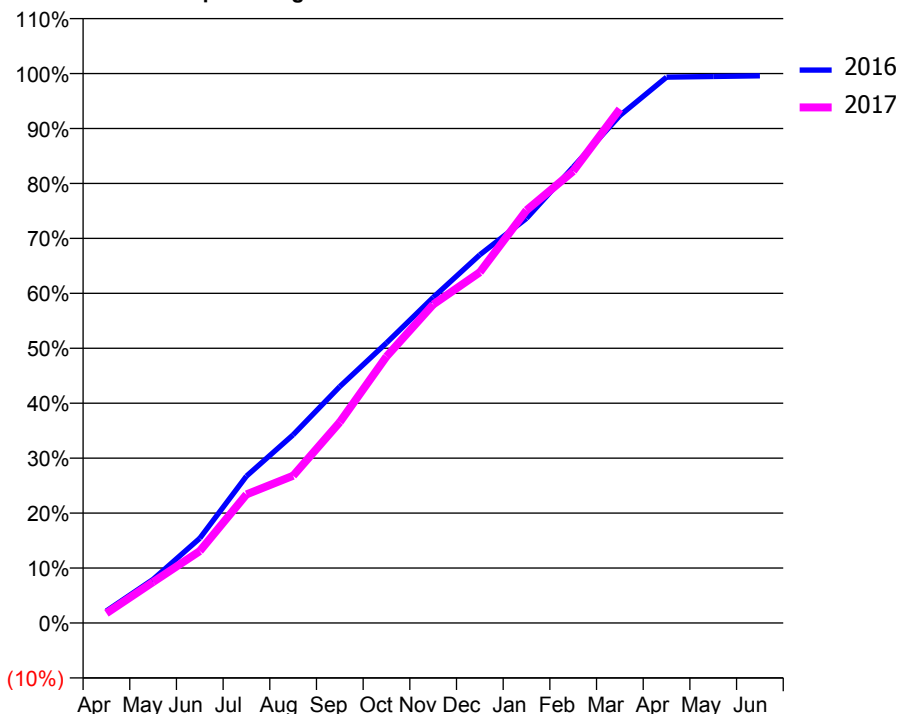
ACCESS*

Patients seen in 24 months	Total	Change since previous quarter
Quarter ending March 2016	2,723	
Quarter ending June 2016	2,696	→
Quarter ending September 2016	2,687	→
Quarter ending December 2016	2,677	→
Quarter ending March 2017	2,729	→
Variance since March 2016	0.2%	→



ACTIVITY

Cumulative percentage of contracted UDA delivered 2016 & 2017



Month	Adjusted Scheduled Activity (UDA)	
	2016	2017
April	138	112
May	497	467
June	964	819
July	1,672	1,463
August	2,142	1,676
September	2,691	2,285
October	3,188	3,032
November	3,705	3,625
December	4,191	3,991
January	4,604	4,697
February	5,189	5,142
March	5,775	5,849
April	6,211	
May	6,219	
June	6,226	

QUALITY

	Quantity	Base Number	Contract	AT	Region	England
% of FP17s for the same patient ID Re-attending within 3 months - Children	51	532	9.6%	12.4%	13.3%	12.3%
% of FP17s for the same patient ID Re-attending within 3 months - Adults	338	2,419	14.0%	17.7%	17.3%	16.7%
% of FP17s for the same patient ID Re-attending between 3 & 9 months - Children	201	532	37.8%	53.8%	58.9%	57.6%
% of FP17s for the same patient ID Re-attending between 3 & 9 months - Adults	635	2,419	26.3%	44.6%	52.2%	50.1%
% of FP17s for Band 1 Urgent Courses	336	2,760	12.2%	11.5%	9.2%	9.1%
% of FP17s Relating to Free Repair or Replacements	15	2,760	0.5%	1.0%	1.0%	0.8%
% of FP17s Relating to Continuations	47	2,760	1.7%	1.4%	1.4%	1.2%
% of Patients satisfied with the dentistry they have received	18	18	100.0%	93.9%	93.1%	92.8%
% of Patients satisfied with the time they had to wait for an appointment	18	18	100.0%	89.4%	89.5%	88.7%

* This is based on patients treated on this contract for their most recent course of treatment. Figures in italics indicate the base number of FP17s or Patient Questionnaire responses are less than 100. N/A is shown where the base number of responses is less than 10 during the period. % is calculated as Quantity/Base number*100

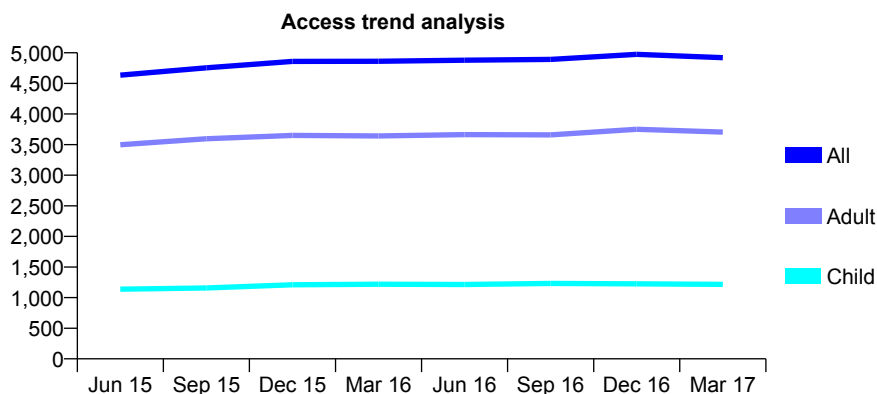
Q48 - Vital Signs At a Glance Contract Report for 221244/0002 - March 2017

Name or company name	MR MJ FARANDOS
Contract type name	GDS Contract
Purpose of contract	General
Contract start date	01/04/2006
Contract end date	

16/17 Contracted general activity (UDA)	17,195
Carry forward general activity (UDA)	0
16/17 Contracted orthodontic activity (UOA)	0
Carry forward orthodontic activity (UOA)	0
Baseline contract value	£438,647.52

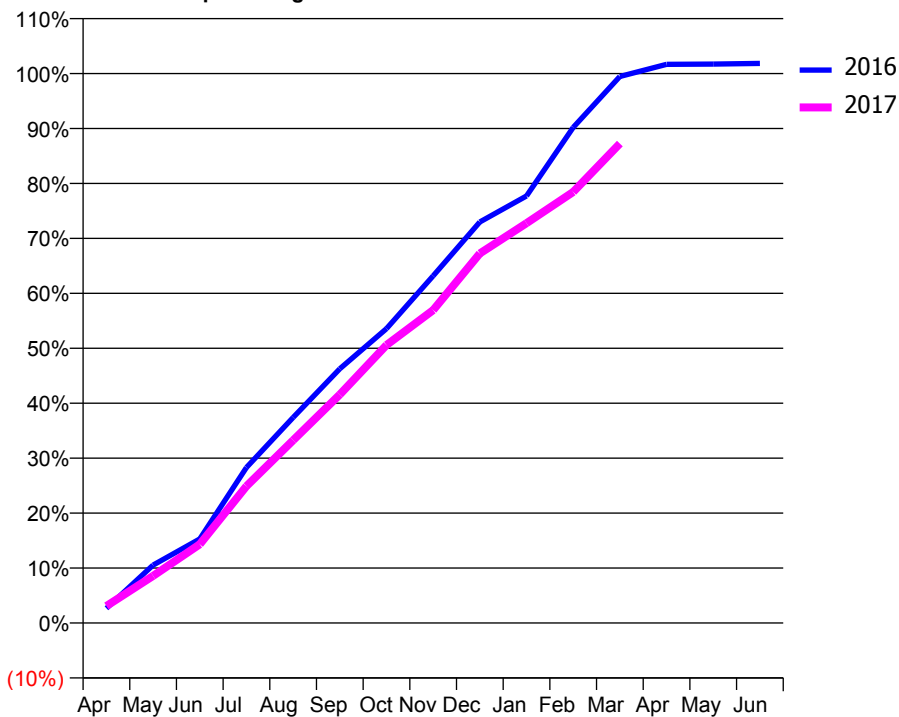
ACCESS*

Patients seen in 24 months	Total	Change since previous quarter
Quarter ending March 2016	4,862	
Quarter ending June 2016	4,878	→
Quarter ending September 2016	4,892	→
Quarter ending December 2016	4,976	→
Quarter ending March 2017	4,921	↓
Variance since March 2016	1.2%	→



ACTIVITY

Cumulative percentage of contracted UDA delivered 2016 & 2017



Month	Adjusted Scheduled Activity (UDA)	
	2016	2017
April	461	530
May	1,812	1,474
June	2,631	2,465
July	4,869	4,283
August	6,430	5,718
September	7,953	7,151
October	9,210	8,697
November	10,864	9,793
December	12,548	11,564
January	13,363	12,511
February	15,506	13,490
March	17,102	15,002
April	17,482	
May	17,489	
June	17,512	

QUALITY

	Quantity	Base Number	Contract	AT	Region	England
% of FP17s for the same patient ID Re-attending within 3 months - Children	156	1,402	11.1%	12.4%	13.3%	12.3%
% of FP17s for the same patient ID Re-attending within 3 months - Adults	676	3,986	17.0%	17.7%	17.3%	16.7%
% of FP17s for the same patient ID Re-attending between 3 & 9 months - Children	590	1,402	42.1%	53.8%	58.9%	57.6%
% of FP17s for the same patient ID Re-attending between 3 & 9 months - Adults	1,543	3,986	38.7%	44.6%	52.2%	50.1%
% of FP17s for Band 1 Urgent Courses	417	5,178	8.1%	11.5%	9.2%	9.1%
% of FP17s Relating to Free Repair or Replacements	35	5,178	0.7%	1.0%	1.0%	0.8%
% of FP17s Relating to Continuations	51	5,178	1.0%	1.4%	1.4%	1.2%
% of Patients satisfied with the dentistry they have received	7	7	N/A	93.9%	93.1%	92.8%
% of Patients satisfied with the time they had to wait for an appointment	7	7	N/A	89.4%	89.5%	88.7%

* This is based on patients treated on this contract for their most recent course of treatment. Figures in italics indicate the base number of FP17s or Patient Questionnaire responses are less than 100. N/A is shown where the base number of responses is less than 10 during the period. % is calculated as Quantity/Base number*100

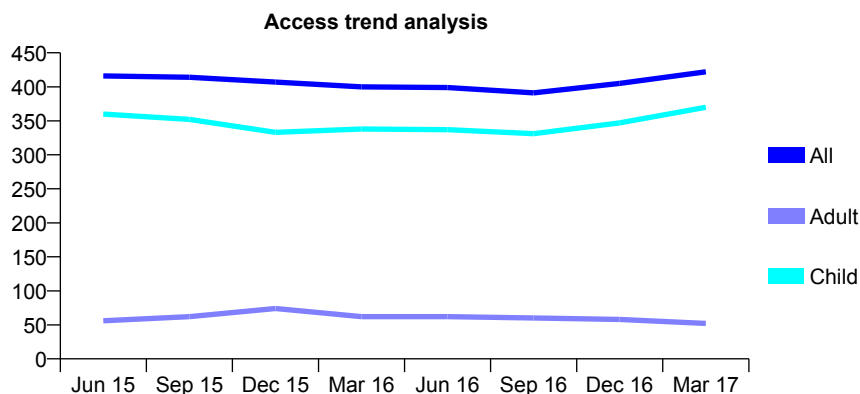
Q48 - Vital Signs At a Glance Contract Report for 231576/0001 - March 2017

Name or company name	MR DJ GARMORY
Contract type name	GDS Contract
Purpose of contract	General
Contract start date	01/04/2006
Contract end date	

16/17 Contracted general activity (UDA)	1,300
Carry forward general activity (UDA)	0
16/17 Contracted orthodontic activity (UOA)	0
Carry forward orthodontic activity (UOA)	0
Baseline contract value	£29,722.54

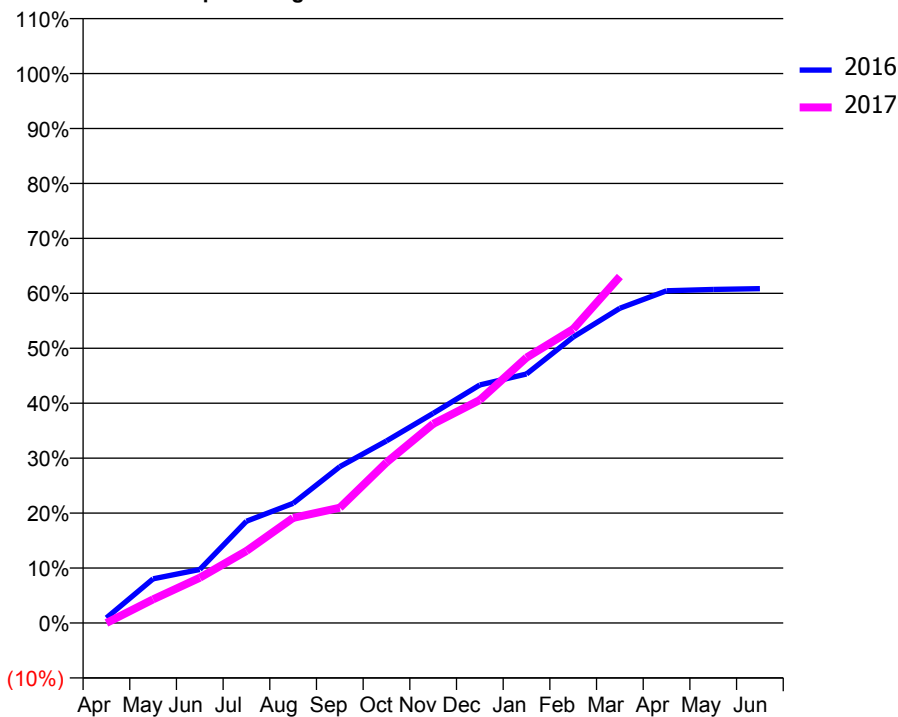
ACCESS*

Patients seen in 24 months	Total	Change since previous quarter
Quarter ending March 2016	400	
Quarter ending June 2016	399	→
Quarter ending September 2016	391	↓
Quarter ending December 2016	405	↑
Quarter ending March 2017	422	↑
Variance since March 2016	5.5%	↑



ACTIVITY

Cumulative percentage of contracted UDA delivered 2016 & 2017



Month	Adjusted Scheduled Activity (UDA)	
	2016	2017
April	12	0
May	105	56
June	127	107
July	241	171
August	283	249
September	370	273
October	431	380
November	496	471
December	563	528
January	589	628
February	677	695
March	745	820
April	786	
May	789	
June	791	

QUALITY

	Quantity	Base Number	Contract	AT	Region	England
% of FP17s for the same patient ID Re-attending within 3 months - Children	65	630	10.3%	12.4%	13.3%	12.3%
% of FP17s for the same patient ID Re-attending within 3 months - Adults	0	0	N/A	17.7%	17.3%	16.7%
% of FP17s for the same patient ID Re-attending between 3 & 9 months - Children	372	630	59.0%	53.8%	58.9%	57.6%
% of FP17s for the same patient ID Re-attending between 3 & 9 months - Adults	0	0	N/A	44.6%	52.2%	50.1%
% of FP17s for Band 1 Urgent Courses	14	588	2.4%	11.5%	9.2%	9.1%
% of FP17s Relating to Free Repair or Replacements	0	588	0.0%	1.0%	1.0%	0.8%
% of FP17s Relating to Continuations	0	588	0.0%	1.4%	1.4%	1.2%
% of Patients satisfied with the dentistry they have received	0	0	N/A	93.9%	93.1%	92.8%
% of Patients satisfied with the time they had to wait for an appointment	0	0	N/A	89.4%	89.5%	88.7%

* This is based on patients treated on this contract for their most recent course of treatment. Figures in italics indicate the base number of FP17s or Patient Questionnaire responses are less than 100. N/A is shown where the base number of responses is less than 10 during the period. % is calculated as Quantity/Base number*100

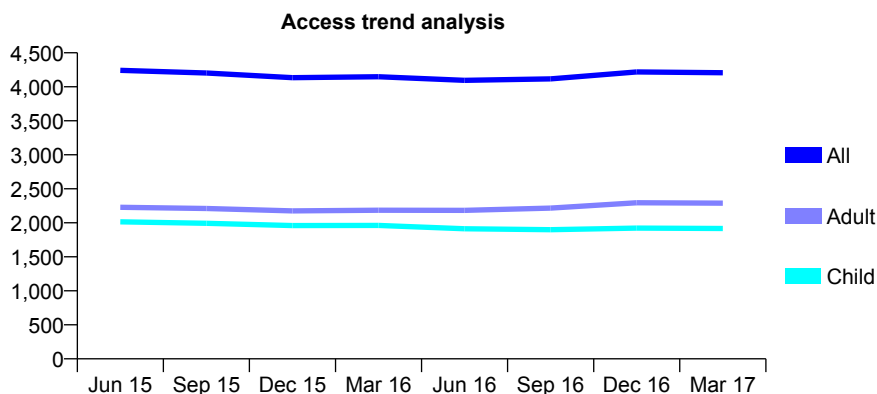
Q48 - Vital Signs At a Glance Contract Report for 243973/0001 - March 2017

Name or company name	MR S SHARMA
Contract type name	GDS Contract
Purpose of contract	General
Contract start date	01/04/2006
Contract end date	

16/17 Contracted general activity (UDA)	12,950
Carry forward general activity (UDA)	0
16/17 Contracted orthodontic activity (UOA)	0
Carry forward orthodontic activity (UOA)	0
Baseline contract value	£330,356.80

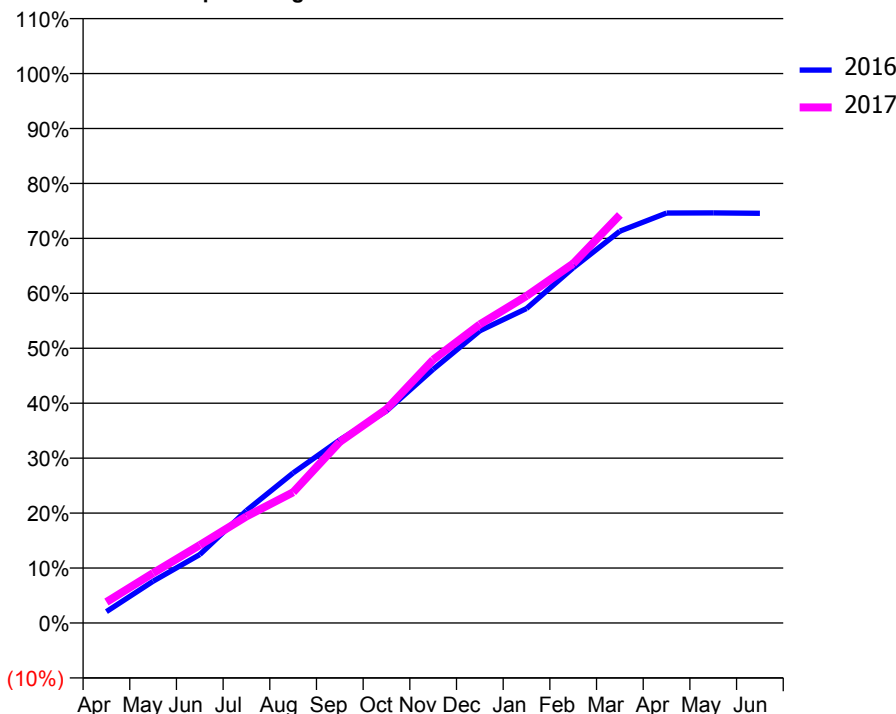
ACCESS*

Patients seen in 24 months	Total	Change since previous quarter
Quarter ending March 2016	4,148	
Quarter ending June 2016	4,096	↓
Quarter ending September 2016	4,116	→
Quarter ending December 2016	4,218	↑
Quarter ending March 2017	4,207	→
Variance since March 2016	1.4%	→



ACTIVITY

Cumulative percentage of contracted UDA delivered 2016 & 2017



Adjusted Scheduled Activity (UDA)

Month	2016	2017
April	269	495
May	984	1,176
June	1,612	1,837
July	2,652	2,514
August	3,537	3,080
September	4,318	4,271
October	4,999	5,038
November	5,977	6,206
December	6,885	7,038
January	7,410	7,708
February	8,372	8,472
March	9,235	9,617
April	9,662	
May	9,666	
June	9,656	

QUALITY

	Quantity	Base Number	Contract	AT	Region	England
% of FP17s for the same patient ID Re-attending within 3 months - Children	223	2,629	8.5%	12.4%	13.3%	12.3%
% of FP17s for the same patient ID Re-attending within 3 months - Adults	363	2,297	15.8%	17.7%	17.3%	16.7%
% of FP17s for the same patient ID Re-attending between 3 & 9 months - Children	1,367	2,629	52.0%	53.8%	58.9%	57.6%
% of FP17s for the same patient ID Re-attending between 3 & 9 months - Adults	754	2,297	32.8%	44.6%	52.2%	50.1%
% of FP17s for Band 1 Urgent Courses	480	4,707	10.2%	11.5%	9.2%	9.1%
% of FP17s Relating to Free Repair or Replacements	32	4,707	0.7%	1.0%	1.0%	0.8%
% of FP17s Relating to Continuations	6	4,707	0.1%	1.4%	1.4%	1.2%
% of Patients satisfied with the dentistry they have received	4	4	N/A	93.9%	93.1%	92.8%
% of Patients satisfied with the time they had to wait for an appointment	3	4	N/A	89.4%	89.5%	88.7%

* This is based on patients treated on this contract for their most recent course of treatment. Figures in italics indicate the base number of FP17s or Patient Questionnaire responses are less than 100. N/A is shown where the base number of responses is less than 10 during the period. % is calculated as Quantity/Base number*100

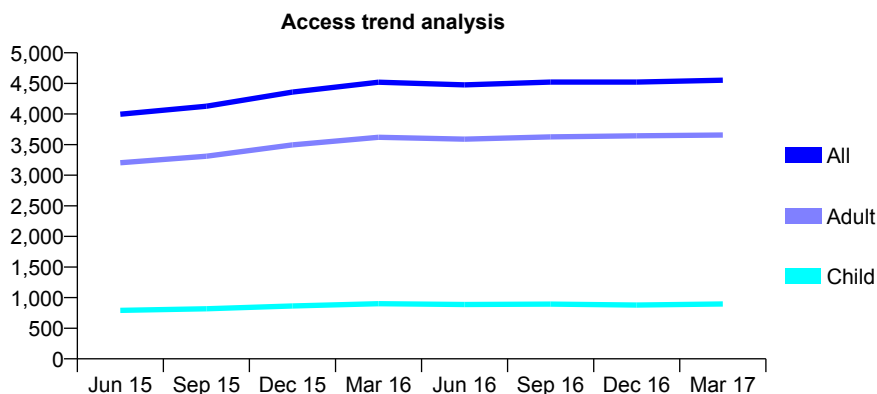
Q48 - Vital Signs At a Glance Contract Report for 277479/0001 - March 2017

Name or company name	MR JR HYSLOP
Contract type name	GDS Contract
Purpose of contract	General
Contract start date	01/04/2014
Contract end date	

16/17 Contracted general activity (UDA)	17,501
Carry forward general activity (UDA)	15
16/17 Contracted orthodontic activity (UOA)	0
Carry forward orthodontic activity (UOA)	0
Baseline contract value	£494,639.98

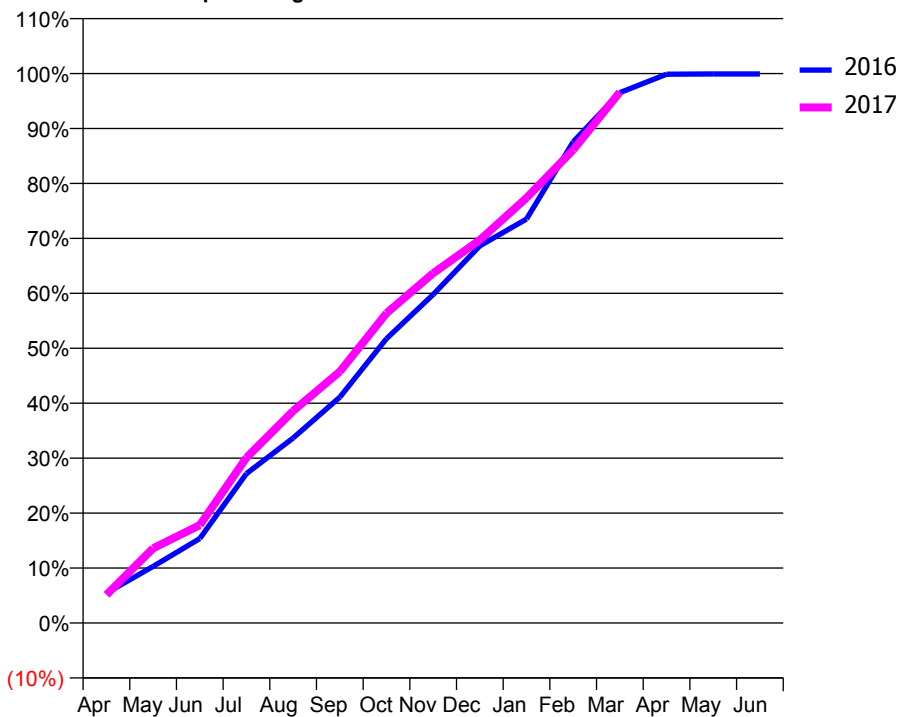
ACCESS*

Patients seen in 24 months	Total	Change since previous quarter
Quarter ending March 2016	4,520	
Quarter ending June 2016	4,477	→
Quarter ending September 2016	4,521	→
Quarter ending December 2016	4,522	→
Quarter ending March 2017	4,553	→
Variance since March 2016	0.7%	→



ACTIVITY

Cumulative percentage of contracted UDA delivered 2016 & 2017



Month	Adjusted Scheduled Activity (UDA)	
	2016	2017
April	954	897
May	1,804	2,382
June	2,689	3,121
July	4,757	5,269
August	5,893	6,754
September	7,194	8,007
October	9,058	9,868
November	10,464	11,143
December	12,010	12,201
January	12,864	13,543
February	15,325	15,072
March	16,890	16,908
April	17,480	
May	17,486	
June	17,486	

QUALITY

	Quantity	Base Number	Contract	AT	Region	England
% of FP17s for the same patient ID Re-attending within 3 months - Children	216	1,697	12.7%	12.4%	13.3%	12.3%
% of FP17s for the same patient ID Re-attending within 3 months - Adults	966	6,019	16.0%	17.7%	17.3%	16.7%
% of FP17s for the same patient ID Re-attending between 3 & 9 months - Children	1,134	1,697	66.8%	53.8%	58.9%	57.6%
% of FP17s for the same patient ID Re-attending between 3 & 9 months - Adults	3,871	6,019	64.3%	44.6%	52.2%	50.1%
% of FP17s for Band 1 Urgent Courses	679	7,419	9.2%	11.5%	9.2%	9.1%
% of FP17s Relating to Free Repair or Replacements	38	7,419	0.5%	1.0%	1.0%	0.8%
% of FP17s Relating to Continuations	105	7,419	1.4%	1.4%	1.4%	1.2%
% of Patients satisfied with the dentistry they have received	12	13	92.3%	93.9%	93.1%	92.8%
% of Patients satisfied with the time they had to wait for an appointment	12	13	92.3%	89.4%	89.5%	88.7%

* This is based on patients treated on this contract for their most recent course of treatment. Figures in italics indicate the base number of FP17s or Patient Questionnaire responses are less than 100. N/A is shown where the base number of responses is less than 10 during the period. % is calculated as Quantity/Base number*100

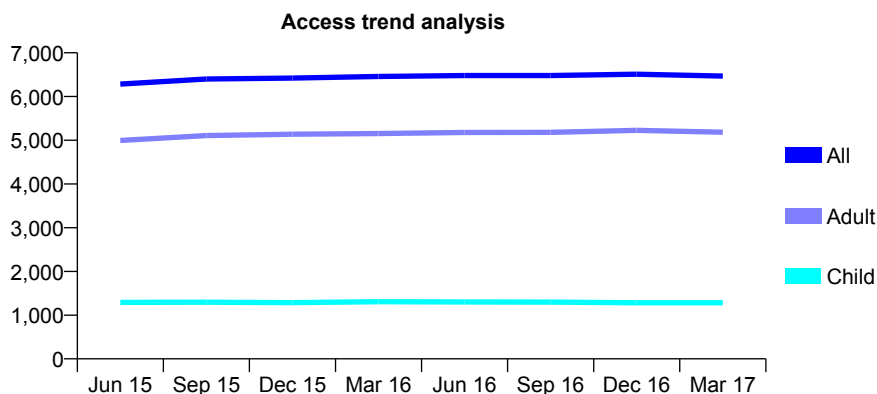
Q48 - Vital Signs At a Glance Contract Report for 301299/0004 - March 2017

Name or company name	MR KH TSAO
Contract type name	GDS Contract
Purpose of contract	General
Contract start date	01/10/2012
Contract end date	

16/17 Contracted general activity (UDA)	23,370
Carry forward general activity (UDA)	0
16/17 Contracted orthodontic activity (UOA)	0
Carry forward orthodontic activity (UOA)	0
Baseline contract value	£522,721.18

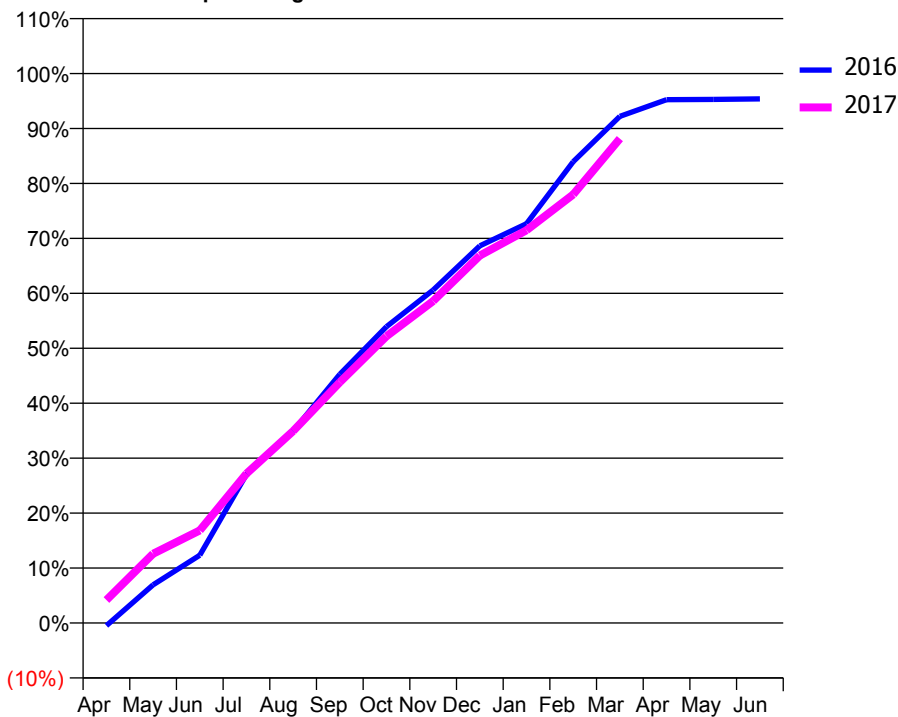
ACCESS*

Patients seen in 24 months	Total	Change since previous quarter
Quarter ending March 2016	6,459	
Quarter ending June 2016	6,479	→
Quarter ending September 2016	6,479	→
Quarter ending December 2016	6,510	→
Quarter ending March 2017	6,467	→
Variance since March 2016	0.1%	→



ACTIVITY

Cumulative percentage of contracted UDA delivered 2016 & 2017



Month	Adjusted Scheduled Activity (UDA)	
	2016	2017
April	-118	979
May	1,626	2,945
June	2,883	3,938
July	6,320	6,356
August	8,166	8,165
September	10,581	10,240
October	12,603	12,195
November	14,163	13,695
December	16,041	15,624
January	16,980	16,703
February	19,619	18,226
March	21,548	20,599
April	22,259	
May	22,270	
June	22,289	

QUALITY

	Quantity	Base Number	Contract	AT	Region	England
% of FP17s for the same patient ID Re-attending within 3 months - Children	238	1,789	13.3%	12.4%	13.3%	12.3%
% of FP17s for the same patient ID Re-attending within 3 months - Adults	1,455	6,487	22.4%	17.7%	17.3%	16.7%
% of FP17s for the same patient ID Re-attending between 3 & 9 months - Children	874	1,789	48.9%	53.8%	58.9%	57.6%
% of FP17s for the same patient ID Re-attending between 3 & 9 months - Adults	2,453	6,487	37.8%	44.6%	52.2%	50.1%
% of FP17s for Band 1 Urgent Courses	1,488	7,991	18.6%	11.5%	9.2%	9.1%
% of FP17s Relating to Free Repair or Replacements	55	7,991	0.7%	1.0%	1.0%	0.8%
% of FP17s Relating to Continuations	84	7,991	1.1%	1.4%	1.4%	1.2%
% of Patients satisfied with the dentistry they have received	19	21	90.5%	93.9%	93.1%	92.8%
% of Patients satisfied with the time they had to wait for an appointment	20	21	95.2%	89.4%	89.5%	88.7%

* This is based on patients treated on this contract for their most recent course of treatment. Figures in italics indicate the base number of FP17s or Patient Questionnaire responses are less than 100. N/A is shown where the base number of responses is less than 10 during the period. % is calculated as Quantity/Base number*100

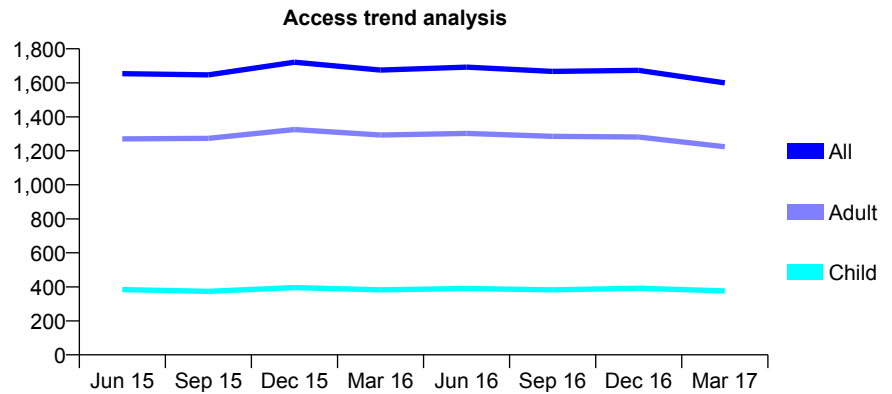
Q48 - Vital Signs At a Glance Contract Report for 301299/0005 - March 2017

Name or company name	MR KH TSAO
Contract type name	GDS Contract
Purpose of contract	General
Contract start date	01/10/2012
Contract end date	

16/17 Contracted general activity (UDA)	4,706
Carry forward general activity (UDA)	0
16/17 Contracted orthodontic activity (UOA)	0
Carry forward orthodontic activity (UOA)	0
Baseline contract value	£120,050.89

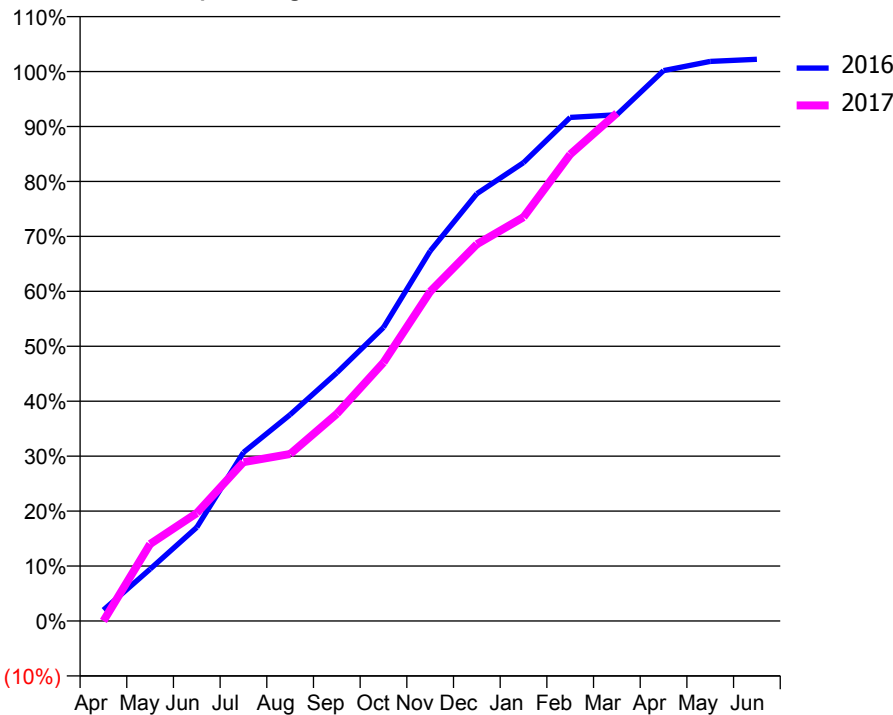
ACCESS*

Patients seen in 24 months	Total	Change since previous quarter
Quarter ending March 2016	1,675	
Quarter ending June 2016	1,692	→
Quarter ending September 2016	1,667	↓
Quarter ending December 2016	1,673	→
Quarter ending March 2017	1,600	↓
Variance since March 2016	(4.5%)	↓



ACTIVITY

Cumulative percentage of contracted UDA delivered 2016 & 2017



Month	Adjusted Scheduled Activity (UDA)	
	2016	2017
April	94	0
May	444	659
June	803	924
July	1,444	1,361
August	1,767	1,430
September	2,126	1,774
October	2,514	2,214
November	3,169	2,822
December	3,659	3,227
January	3,925	3,458
February	4,313	3,997
March	4,336	4,349
April	4,714	
May	4,792	
June	4,811	

QUALITY

	Quantity	Base Number	Contract	AT	Region	England
% of FP17s for the same patient ID Re-attending within 3 months - Children	32	411	7.8%	12.4%	13.3%	12.3%
% of FP17s for the same patient ID Re-attending within 3 months - Adults	206	1,172	17.6%	17.7%	17.3%	16.7%
% of FP17s for the same patient ID Re-attending between 3 & 9 months - Children	125	411	30.4%	53.8%	58.9%	57.6%
% of FP17s for the same patient ID Re-attending between 3 & 9 months - Adults	226	1,172	19.3%	44.6%	52.2%	50.1%
% of FP17s for Band 1 Urgent Courses	271	1,406	19.3%	11.5%	9.2%	9.1%
% of FP17s Relating to Free Repair or Replacements	12	1,406	0.9%	1.0%	1.0%	0.8%
% of FP17s Relating to Continuations	13	1,406	0.9%	1.4%	1.4%	1.2%
% of Patients satisfied with the dentistry they have received	3	3	N/A	93.9%	93.1%	92.8%
% of Patients satisfied with the time they had to wait for an appointment	2	3	N/A	89.4%	89.5%	88.7%

* This is based on patients treated on this contract for their most recent course of treatment. Figures in italics indicate the base number of FP17s or Patient Questionnaire responses are less than 100. N/A is shown where the base number of responses is less than 10 during the period. % is calculated as Quantity/Base number*100

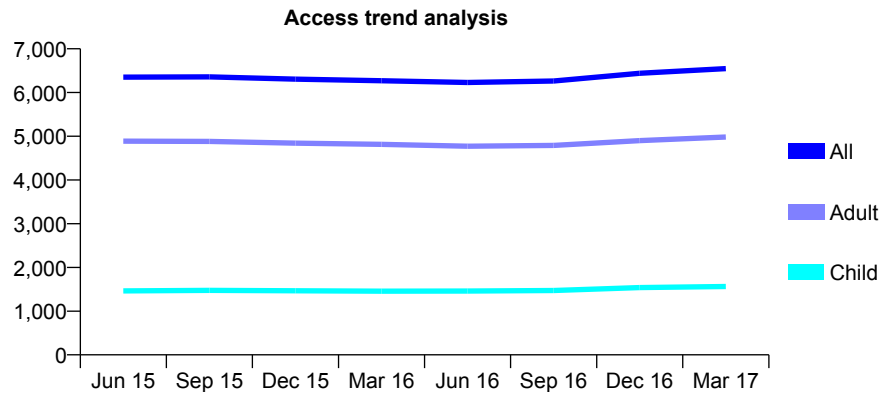
Q48 - Vital Signs At a Glance Contract Report for 304409/0001 - March 2017

Name or company name	MR GM O'HARE
Contract type name	GDS Contract
Purpose of contract	General
Contract start date	01/04/2006
Contract end date	

16/17 Contracted general activity (UDA)	22,316
Carry forward general activity (UDA)	658
16/17 Contracted orthodontic activity (UOA)	0
Carry forward orthodontic activity (UOA)	0
Baseline contract value	£569,285.12

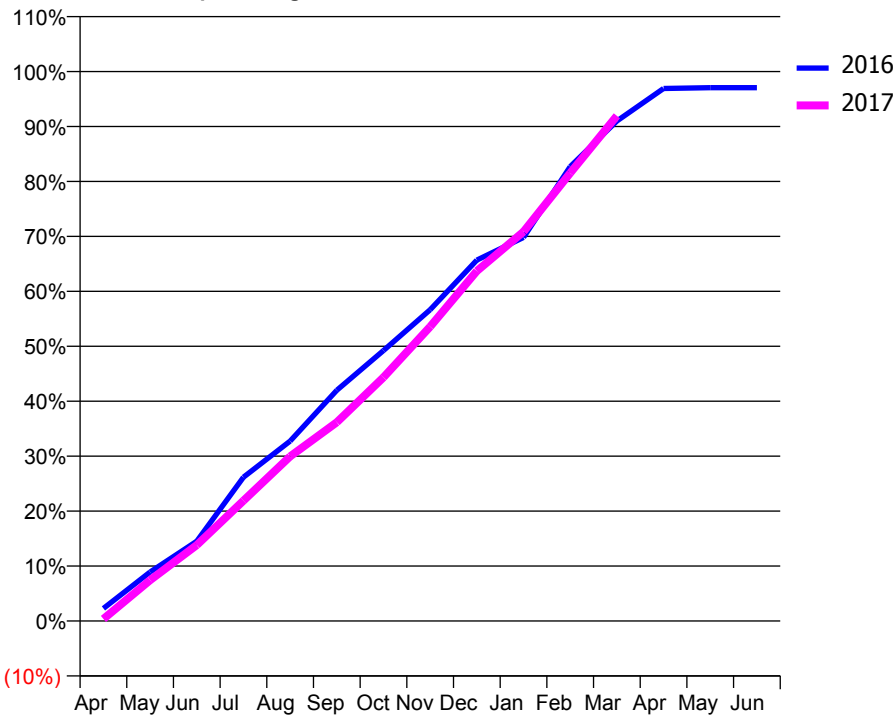
ACCESS*

Patients seen in 24 months	Total	Change since previous quarter
Quarter ending March 2016	6,269	
Quarter ending June 2016	6,229	→
Quarter ending September 2016	6,263	→
Quarter ending December 2016	6,440	↑
Quarter ending March 2017	6,546	→
Variance since March 2016	4.4%	↑



ACTIVITY

Cumulative percentage of contracted UDA delivered 2016 & 2017



Month	Adjusted Scheduled Activity (UDA)	
	2016	2017
April	511	84
May	1,990	1,659
June	3,243	3,084
July	5,840	4,889
August	7,307	6,686
September	9,372	8,073
October	10,984	9,898
November	12,644	11,955
December	14,657	14,215
January	15,575	15,812
February	18,454	18,195
March	20,304	20,517
April	21,628	
May	21,658	
June	21,658	

QUALITY

	Quantity	Base Number	Contract	AT	Region	England
% of FP17s for the same patient ID Re-attending within 3 months - Children	174	2,247	7.7%	12.4%	13.3%	12.3%
% of FP17s for the same patient ID Re-attending within 3 months - Adults	1,442	7,176	20.1%	17.7%	17.3%	16.7%
% of FP17s for the same patient ID Re-attending between 3 & 9 months - Children	1,158	2,247	51.5%	53.8%	58.9%	57.6%
% of FP17s for the same patient ID Re-attending between 3 & 9 months - Adults	3,050	7,176	42.5%	44.6%	52.2%	50.1%
% of FP17s for Band 1 Urgent Courses	1,392	9,022	15.4%	11.5%	9.2%	9.1%
% of FP17s Relating to Free Repair or Replacements	85	9,022	0.9%	1.0%	1.0%	0.8%
% of FP17s Relating to Continuations	92	9,022	1.0%	1.4%	1.4%	1.2%
% of Patients satisfied with the dentistry they have received	11	11	100.0%	93.9%	93.1%	92.8%
% of Patients satisfied with the time they had to wait for an appointment	9	11	81.8%	89.4%	89.5%	88.7%

* This is based on patients treated on this contract for their most recent course of treatment. Figures in italics indicate the base number of FP17s or Patient Questionnaire responses are less than 100. N/A is shown where the base number of responses is less than 10 during the period. % is calculated as Quantity/Base number*100

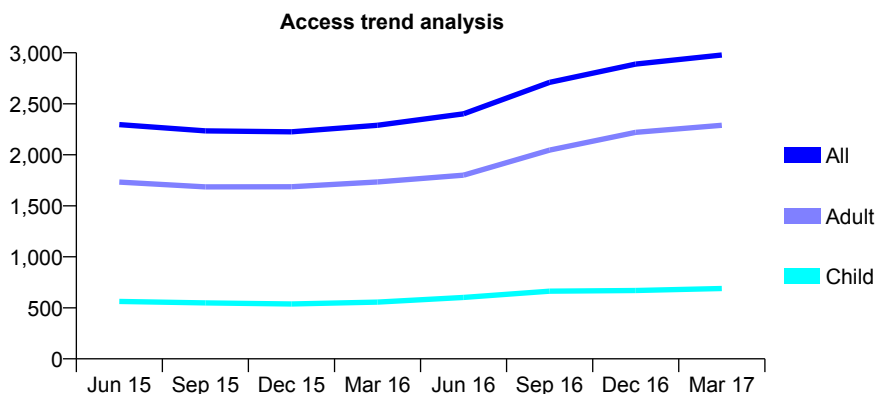
Q48 - Vital Signs At a Glance Contract Report for 320455/0002 - March 2017

Name or company name	MR RA KUNCEWICZ
Contract type name	GDS Contract
Purpose of contract	General
Contract start date	01/04/2006
Contract end date	

16/17 Contracted general activity (UDA)	8,350
Carry forward general activity (UDA)	250
16/17 Contracted orthodontic activity (UOA)	0
Carry forward orthodontic activity (UOA)	0
Baseline contract value	£251,592.79

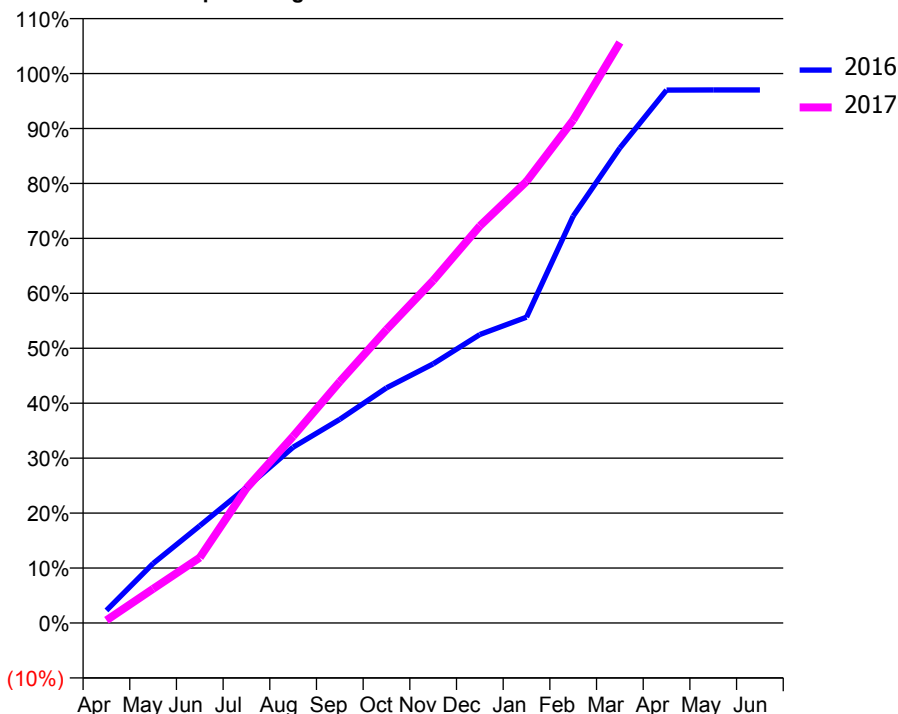
ACCESS*

Patients seen in 24 months	Total	Change since previous quarter
Quarter ending March 2016	2,290	
Quarter ending June 2016	2,402	↑
Quarter ending September 2016	2,711	↑
Quarter ending December 2016	2,890	↑
Quarter ending March 2017	2,979	↑
Variance since March 2016	30.1%	↑



ACTIVITY

Cumulative percentage of contracted UDA delivered 2016 & 2017



Adjusted Scheduled Activity (UDA)

Month	2016	2017
April	192	41
May	904	520
June	1,478	993
July	2,059	2,047
August	2,671	2,838
September	3,095	3,668
October	3,574	4,459
November	3,937	5,205
December	4,383	6,034
January	4,647	6,710
February	6,184	7,643
March	7,219	8,821
April	8,099	
May	8,100	
June	8,100	

QUALITY

	Quantity	Base Number	Contract	AT	Region	England
% of FP17s for the same patient ID Re-attending within 3 months - Children	84	842	10.0%	12.4%	13.3%	12.3%
% of FP17s for the same patient ID Re-attending within 3 months - Adults	389	2,750	14.1%	17.7%	17.3%	16.7%
% of FP17s for the same patient ID Re-attending between 3 & 9 months - Children	253	842	30.0%	53.8%	58.9%	57.6%
% of FP17s for the same patient ID Re-attending between 3 & 9 months - Adults	729	2,750	26.5%	44.6%	52.2%	50.1%
% of FP17s for Band 1 Urgent Courses	835	3,376	24.7%	11.5%	9.2%	9.1%
% of FP17s Relating to Free Repair or Replacements	27	3,376	0.8%	1.0%	1.0%	0.8%
% of FP17s Relating to Continuations	12	3,376	0.4%	1.4%	1.4%	1.2%
% of Patients satisfied with the dentistry they have received	4	4	N/A	93.9%	93.1%	92.8%
% of Patients satisfied with the time they had to wait for an appointment	4	4	N/A	89.4%	89.5%	88.7%

* This is based on patients treated on this contract for their most recent course of treatment. Figures in italics indicate the base number of FP17s or Patient Questionnaire responses are less than 100. N/A is shown where the base number of responses is less than 10 during the period. % is calculated as Quantity/Base number*100

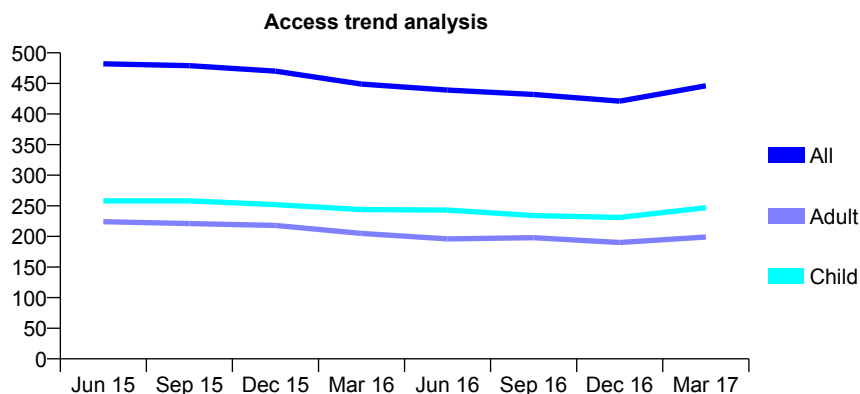
Q48 - Vital Signs At a Glance Contract Report for 325015/0001 - March 2017

Name or company name	MR SA CROSTON
Contract type name	GDS Contract
Purpose of contract	General
Contract start date	01/04/2006
Contract end date	

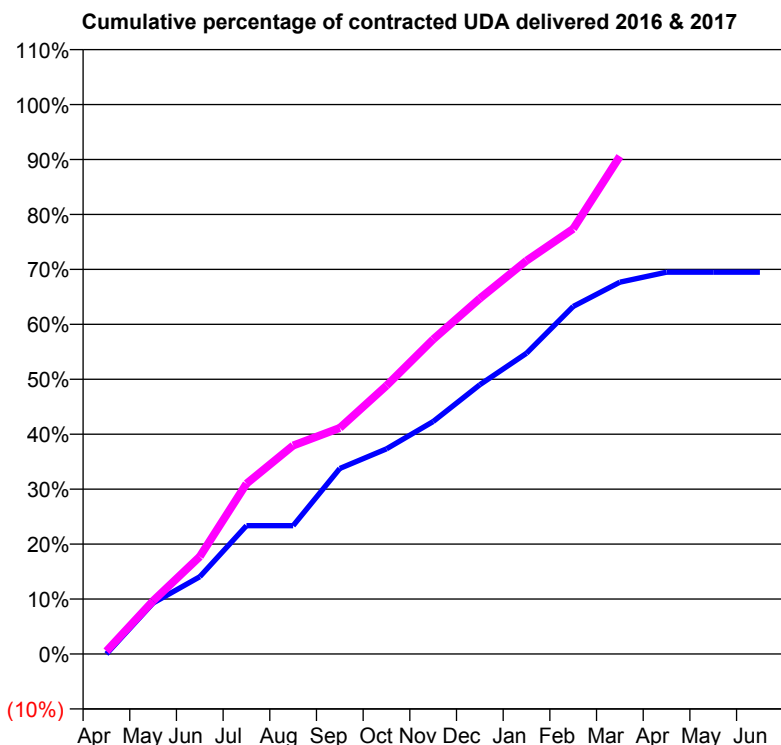
16/17 Contracted general activity (UDA)	1,200
Carry forward general activity (UDA)	0
16/17 Contracted orthodontic activity (UOA)	0
Carry forward orthodontic activity (UOA)	0
Baseline contract value	£30,399.16

ACCESS*

Patients seen in 24 months	Total	Change since previous quarter
Quarter ending March 2016	449	
Quarter ending June 2016	439	↓
Quarter ending September 2016	432	↓
Quarter ending December 2016	421	↓
Quarter ending March 2017	446	↑
Variance since March 2016	(0.7%)	→



ACTIVITY



Month	Adjusted Scheduled Activity (UDA)	
	2016	2017
April	0	6
May	157	116
June	239	213
July	396	372
August	396	455
September	573	494
October	633	586
November	717	687
December	831	776
January	928	859
February	1,073	929
March	1,148	1,087
April	1,178	
May	1,178	
June	1,178	

QUALITY

	Quantity	Base Number	Contract	AT	Region	England
% of FP17s for the same patient ID Re-attending within 3 months - Children	33	408	8.1%	12.4%	13.3%	12.3%
% of FP17s for the same patient ID Re-attending within 3 months - Adults	44	264	16.7%	17.7%	17.3%	16.7%
% of FP17s for the same patient ID Re-attending between 3 & 9 months - Children	272	408	66.7%	53.8%	58.9%	57.6%
% of FP17s for the same patient ID Re-attending between 3 & 9 months - Adults	151	264	57.2%	44.6%	52.2%	50.1%
% of FP17s for Band 1 Urgent Courses	49	644	7.6%	11.5%	9.2%	9.1%
% of FP17s Relating to Free Repair or Replacements	1	644	0.2%	1.0%	1.0%	0.8%
% of FP17s Relating to Continuations	13	644	2.0%	1.4%	1.4%	1.2%
% of Patients satisfied with the dentistry they have received	0	0	N/A	93.9%	93.1%	92.8%
% of Patients satisfied with the time they had to wait for an appointment	0	0	N/A	89.4%	89.5%	88.7%

* This is based on patients treated on this contract for their most recent course of treatment. Figures in italics indicate the base number of FP17s or Patient Questionnaire responses are less than 100. N/A is shown where the base number of responses is less than 10 during the period. % is calculated as Quantity/Base number*100

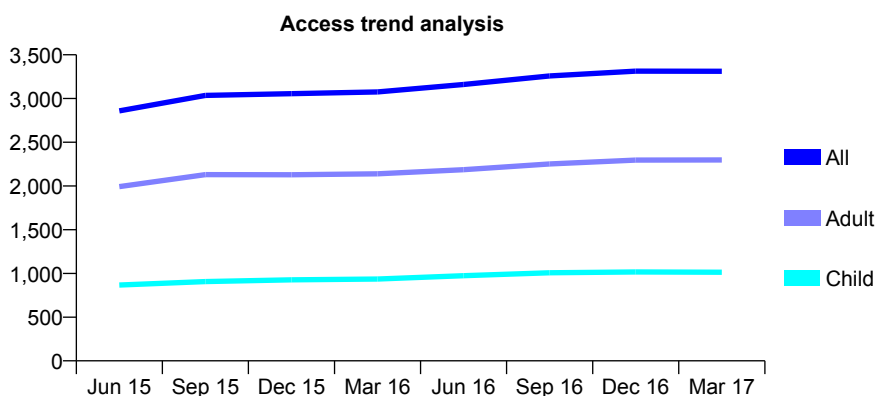
Q48 - Vital Signs At a Glance Contract Report for 325112/0001 - March 2017

Name or company name	MR DJ TILDSLEY
Contract type name	GDS Contract
Purpose of contract	General
Contract start date	01/04/2006
Contract end date	

16/17 Contracted general activity (UDA)	10,904
Carry forward general activity (UDA)	0
16/17 Contracted orthodontic activity (UOA)	0
Carry forward orthodontic activity (UOA)	0
Baseline contract value	£338,371.26

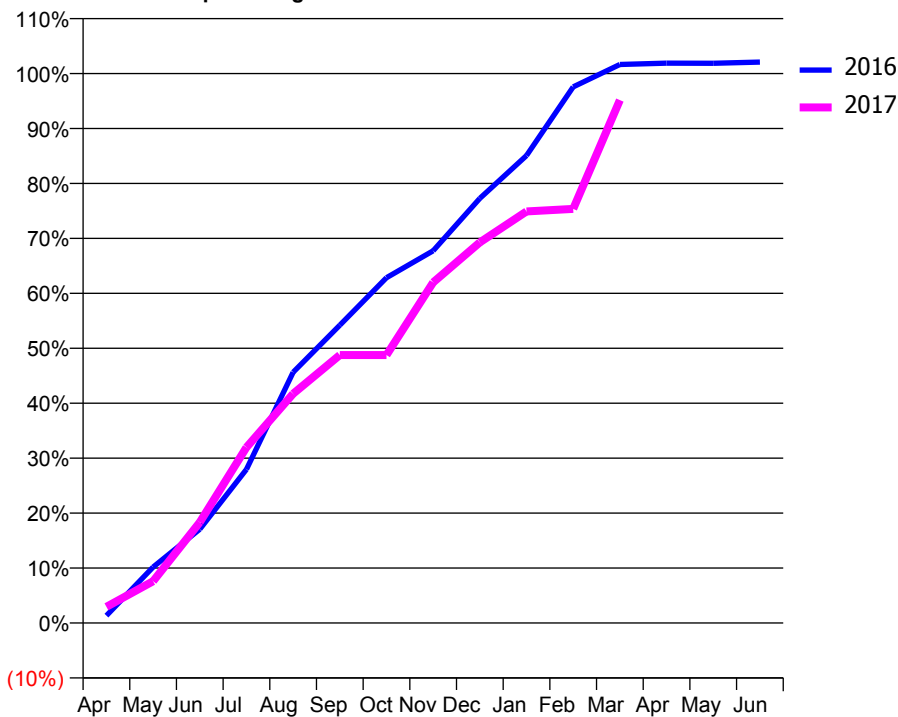
ACCESS*

Patients seen in 24 months	Total	Change since previous quarter
Quarter ending March 2016	3,075	
Quarter ending June 2016	3,160	↑
Quarter ending September 2016	3,258	↑
Quarter ending December 2016	3,313	→
Quarter ending March 2017	3,312	→
Variance since March 2016	7.7%	↑



ACTIVITY

Cumulative percentage of contracted UDA delivered 2016 & 2017



Month	Adjusted Scheduled Activity (UDA)	
	2016	2017
April	148	322
May	1,110	831
June	1,863	2,000
July	3,050	3,486
August	4,977	4,550
September	5,910	5,316
October	6,851	5,316
November	7,388	6,760
December	8,426	7,553
January	9,277	8,166
February	10,639	8,216
March	11,082	10,377
April	11,108	
May	11,107	
June	11,130	

QUALITY

	Quantity	Base Number	Contract	AT	Region	England
% of FP17s for the same patient ID Re-attending within 3 months - Children	587	1,806	32.5%	12.4%	13.3%	12.3%
% of FP17s for the same patient ID Re-attending within 3 months - Adults	580	2,547	22.8%	17.7%	17.3%	16.7%
% of FP17s for the same patient ID Re-attending between 3 & 9 months - Children	680	1,806	37.7%	53.8%	58.9%	57.6%
% of FP17s for the same patient ID Re-attending between 3 & 9 months - Adults	685	2,547	26.9%	44.6%	52.2%	50.1%
% of FP17s for Band 1 Urgent Courses	534	4,322	12.4%	11.5%	9.2%	9.1%
% of FP17s Relating to Free Repair or Replacements	58	4,322	1.3%	1.0%	1.0%	0.8%
% of FP17s Relating to Continuations	32	4,322	0.7%	1.4%	1.4%	1.2%
% of Patients satisfied with the dentistry they have received	5	5	N/A	93.9%	93.1%	92.8%
% of Patients satisfied with the time they had to wait for an appointment	5	5	N/A	89.4%	89.5%	88.7%

* This is based on patients treated on this contract for their most recent course of treatment. Figures in italics indicate the base number of FP17s or Patient Questionnaire responses are less than 100. N/A is shown where the base number of responses is less than 10 during the period. % is calculated as Quantity/Base number*100

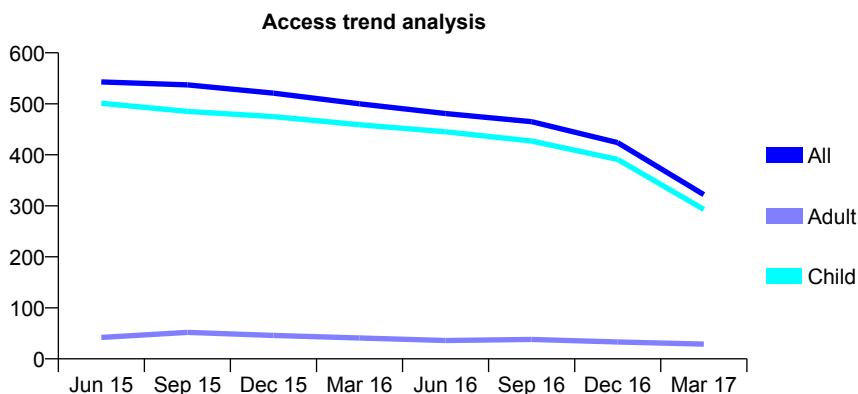
Q48 - Vital Signs At a Glance Contract Report for 327344/0001 - March 2017

Name or company name	MR R PYM
Contract type name	GDS Contract
Purpose of contract	General
Contract start date	01/04/2006
Contract end date	30/11/2016

16/17 Contracted general activity (UDA)	733
Carry forward general activity (UDA)	0
16/17 Contracted orthodontic activity (UOA)	0
Carry forward orthodontic activity (UOA)	0
Baseline contract value	£18,707.46

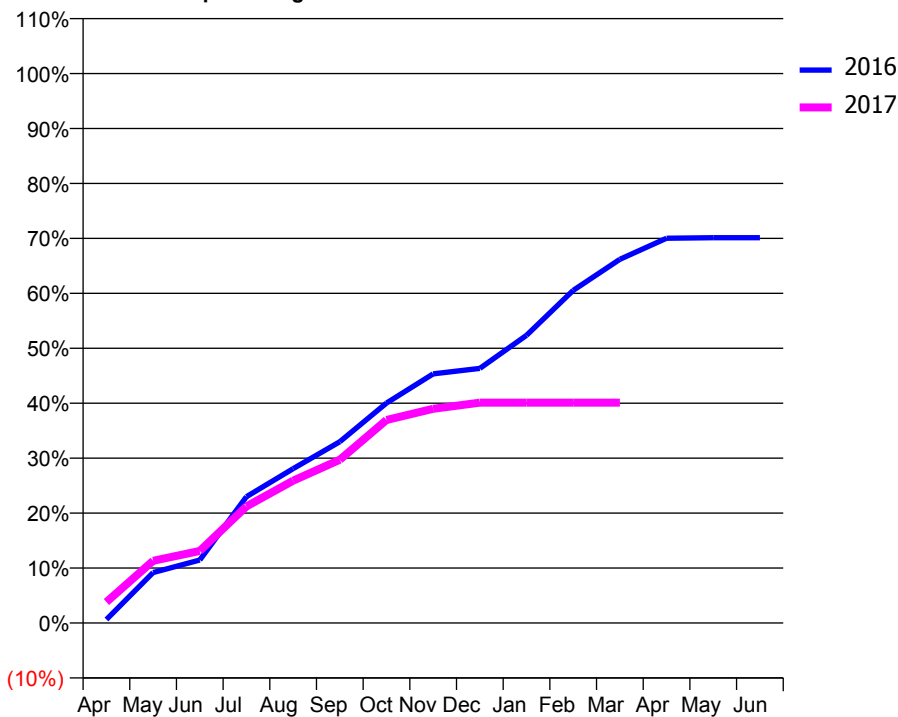
ACCESS*

Patients seen in 24 months	Total	Change since previous quarter
Quarter ending March 2016	500	
Quarter ending June 2016	481	↓
Quarter ending September 2016	465	↓
Quarter ending December 2016	424	↓
Quarter ending March 2017	322	↓
Variance since March 2016	(35.6%)	↓



ACTIVITY

Cumulative percentage of contracted UDA delivered 2016 & 2017



Month	Adjusted Scheduled Activity (UDA)	
	2016	2017
April	7	28
May	101	83
June	126	96
July	253	156
August	309	190
September	363	218
October	440	271
November	499	286
December	510	294
January	576	294
February	666	294
March	728	294
April	770	
May	771	
June	771	

QUALITY

	Quantity	Base Number	Contract	AT	Region	England
% of FP17s for the same patient ID Re-attending within 3 months - Children	18	271	6.6%	12.4%	13.3%	12.3%
% of FP17s for the same patient ID Re-attending within 3 months - Adults	0	0	N/A	17.7%	17.3%	16.7%
% of FP17s for the same patient ID Re-attending between 3 & 9 months - Children	126	271	46.5%	53.8%	58.9%	57.6%
% of FP17s for the same patient ID Re-attending between 3 & 9 months - Adults	0	0	N/A	44.6%	52.2%	50.1%
% of FP17s for Band 1 Urgent Courses	5	236	2.1%	11.5%	9.2%	9.1%
% of FP17s Relating to Free Repair or Replacements	0	236	0.0%	1.0%	1.0%	0.8%
% of FP17s Relating to Continuations	0	236	0.0%	1.4%	1.4%	1.2%
% of Patients satisfied with the dentistry they have received	1	1	N/A	93.9%	93.1%	92.8%
% of Patients satisfied with the time they had to wait for an appointment	1	1	N/A	89.4%	89.5%	88.7%

* This is based on patients treated on this contract for their most recent course of treatment. Figures in italics indicate the base number of FP17s or Patient Questionnaire responses are less than 100. N/A is shown where the base number of responses is less than 10 during the period. % is calculated as Quantity/Base number*100

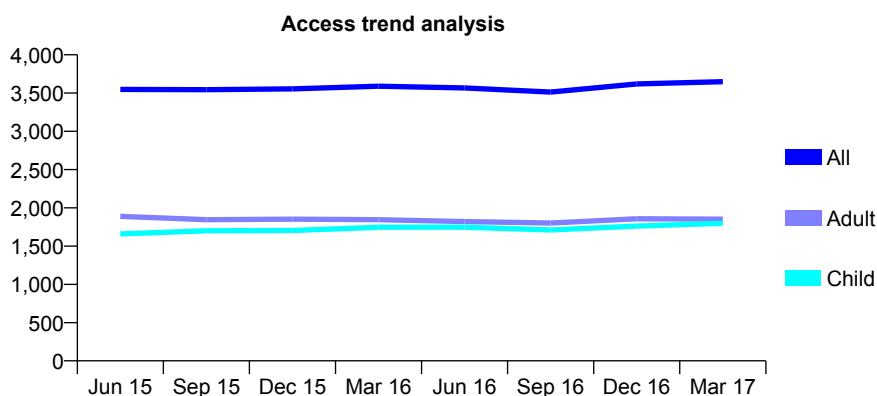
Q48 - Vital Signs At a Glance Contract Report for 328847/0001 - March 2017

Name or company name	MR PA DOYLE
Contract type name	GDS Contract
Purpose of contract	General
Contract start date	01/04/2006
Contract end date	

16/17 Contracted general activity (UDA)	12,787
Carry forward general activity (UDA)	0
16/17 Contracted orthodontic activity (UOA)	0
Carry forward orthodontic activity (UOA)	0
Baseline contract value	£361,820.78

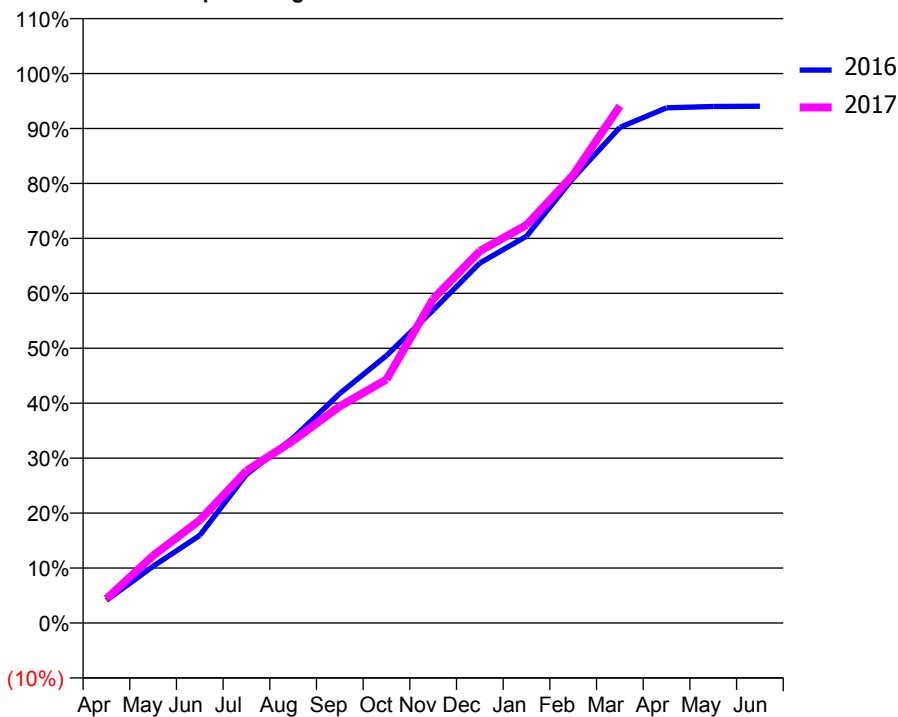
ACCESS*

Patients seen in 24 months	Total	Change since previous quarter
Quarter ending March 2016	3,590	
Quarter ending June 2016	3,567	→
Quarter ending September 2016	3,513	↓
Quarter ending December 2016	3,619	↑
Quarter ending March 2017	3,649	→
Variance since March 2016	1.6%	→



ACTIVITY

Cumulative percentage of contracted UDA delivered 2016 & 2017



Month	Adjusted Scheduled Activity (UDA)	
	2016	2017
April	530	563
May	1,320	1,570
June	2,040	2,393
July	3,458	3,541
August	4,306	4,242
September	5,342	5,044
October	6,222	5,667
November	7,282	7,543
December	8,376	8,656
January	9,001	9,262
February	10,352	10,429
March	11,534	12,032
April	11,987	
May	12,020	
June	12,025	

QUALITY

	Quantity	Base Number	Contract	AT	Region	England
% of FP17s for the same patient ID Re-attending within 3 months - Children	220	2,360	9.3%	12.4%	13.3%	12.3%
% of FP17s for the same patient ID Re-attending within 3 months - Adults	532	2,220	24.0%	17.7%	17.3%	16.7%
% of FP17s for the same patient ID Re-attending between 3 & 9 months - Children	1,102	2,360	46.7%	53.8%	58.9%	57.6%
% of FP17s for the same patient ID Re-attending between 3 & 9 months - Adults	847	2,220	38.2%	44.6%	52.2%	50.1%
% of FP17s for Band 1 Urgent Courses	481	4,425	10.9%	11.5%	9.2%	9.1%
% of FP17s Relating to Free Repair or Replacements	0	4,425	0.0%	1.0%	1.0%	0.8%
% of FP17s Relating to Continuations	71	4,425	1.6%	1.4%	1.4%	1.2%
% of Patients satisfied with the dentistry they have received	6	7	N/A	93.9%	93.1%	92.8%
% of Patients satisfied with the time they had to wait for an appointment	6	7	N/A	89.4%	89.5%	88.7%

* This is based on patients treated on this contract for their most recent course of treatment. Figures in italics indicate the base number of FP17s or Patient Questionnaire responses are less than 100. N/A is shown where the base number of responses is less than 10 during the period. % is calculated as Quantity/Base number*100

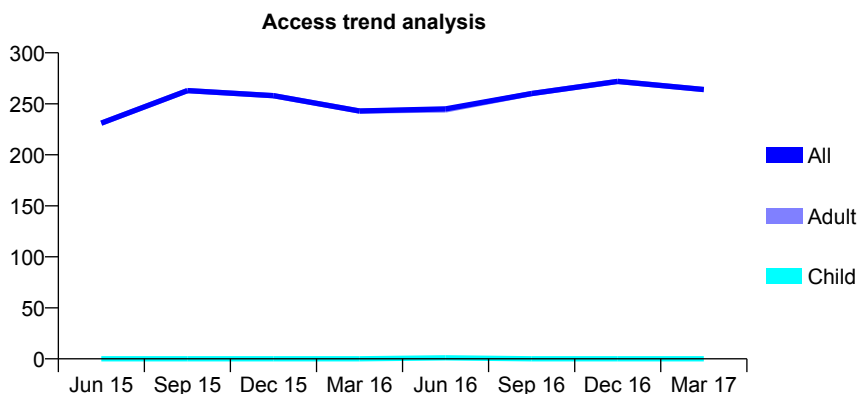
Q48 - Vital Signs At a Glance Contract Report for 351628/0004 - March 2017

Name or company name	MR TC DALEY
Contract type name	GDS Contract
Purpose of contract	General
Contract start date	02/03/2012
Contract end date	31/03/2018

16/17 Contracted general activity (UDA)	848
Carry forward general activity (UDA)	0
16/17 Contracted orthodontic activity (UOA)	0
Carry forward orthodontic activity (UOA)	0
Baseline contract value	£26,969.72

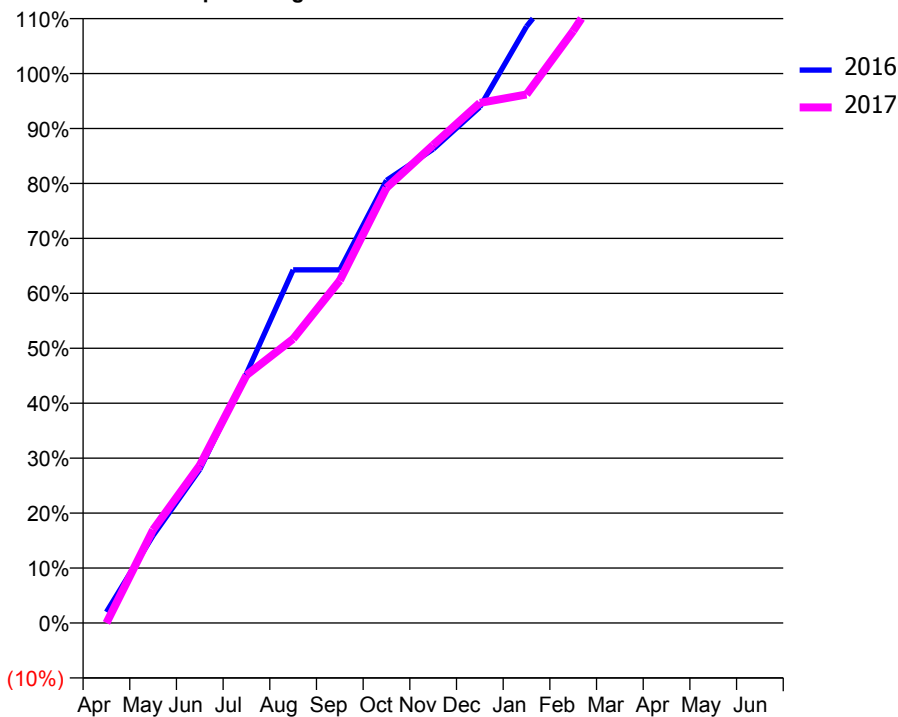
ACCESS*

Patients seen in 24 months	Total	Change since previous quarter
Quarter ending March 2016	243	
Quarter ending June 2016	245	→
Quarter ending September 2016	260	↑
Quarter ending December 2016	272	↑
Quarter ending March 2017	264	↓
Variance since March 2016	8.6%	↑



ACTIVITY

Cumulative percentage of contracted UDA delivered 2016 & 2017



Month	Adjusted Scheduled Activity (UDA)	
	2016	2017
April	17	0
May	135	144
June	237	243
July	385	382
August	545	438
September	545	529
October	683	672
November	731	738
December	796	803
January	921	816
February	1,011	914
March	1,066	1,022
April	1,066	
May	1,070	
June	1,070	

QUALITY

	Quantity	Base Number	Contract	AT	Region	England
% of FP17s for the same patient ID Re-attending within 3 months - Children	0	1	0.0%	12.4%	13.3%	12.3%
% of FP17s for the same patient ID Re-attending within 3 months - Adults	6	181	3.3%	17.7%	17.3%	16.7%
% of FP17s for the same patient ID Re-attending between 3 & 9 months - Children	0	1	0.0%	53.8%	58.9%	57.6%
% of FP17s for the same patient ID Re-attending between 3 & 9 months - Adults	21	181	11.6%	44.6%	52.2%	50.1%
% of FP17s for Band 1 Urgent Courses	3	178	1.7%	11.5%	9.2%	9.1%
% of FP17s Relating to Free Repair or Replacements	0	178	0.0%	1.0%	1.0%	0.8%
% of FP17s Relating to Continuations	0	178	0.0%	1.4%	1.4%	1.2%
% of Patients satisfied with the dentistry they have received	0	0	N/A	93.9%	93.1%	92.8%
% of Patients satisfied with the time they had to wait for an appointment	0	0	N/A	89.4%	89.5%	88.7%

* This is based on patients treated on this contract for their most recent course of treatment. Figures in italics indicate the base number of FP17s or Patient Questionnaire responses are less than 100. N/A is shown where the base number of responses is less than 10 during the period. % is calculated as Quantity/Base number*100

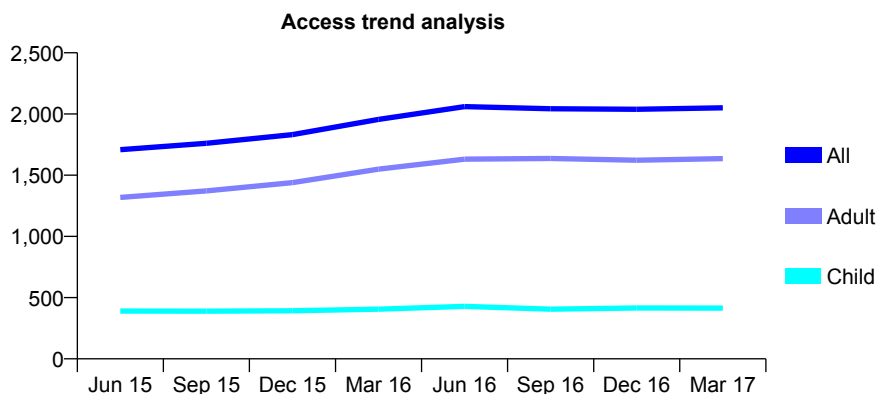
Q48 - Vital Signs At a Glance Contract Report for 357936/0001 - March 2017

Name or company name	MR SR LAKSHMIAH
Contract type name	GDS Contract
Purpose of contract	General
Contract start date	01/04/2006
Contract end date	

16/17 Contracted general activity (UDA)	9,108
Carry forward general activity (UDA)	0
16/17 Contracted orthodontic activity (UOA)	0
Carry forward orthodontic activity (UOA)	0
Baseline contract value	£232,346.89

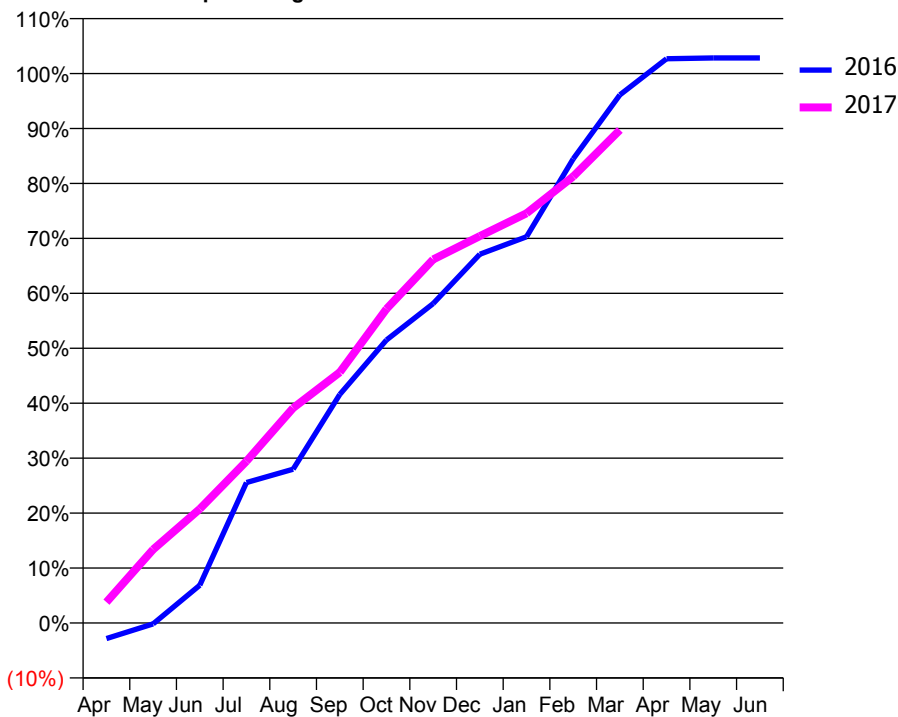
ACCESS*

Patients seen in 24 months	Total	Change since previous quarter
Quarter ending March 2016	1,956	
Quarter ending June 2016	2,060	↑
Quarter ending September 2016	2,043	→
Quarter ending December 2016	2,039	→
Quarter ending March 2017	2,051	→
Variance since March 2016	4.9%	↑



ACTIVITY

Cumulative percentage of contracted UDA delivered 2016 & 2017



Month	Adjusted Scheduled Activity (UDA)	
	2016	2017
April	-260	346
May	-16	1,219
June	627	1,890
July	2,329	2,682
August	2,550	3,564
September	3,790	4,157
October	4,691	5,206
November	5,295	6,025
December	6,113	6,412
January	6,402	6,792
February	7,693	7,400
March	8,754	8,172
April	9,353	
May	9,366	
June	9,366	

QUALITY

	Quantity	Base Number	Contract	AT	Region	England
% of FP17s for the same patient ID Re-attending within 3 months - Children	52	451	11.5%	12.4%	13.3%	12.3%
% of FP17s for the same patient ID Re-attending within 3 months - Adults	332	1,682	19.7%	17.7%	17.3%	16.7%
% of FP17s for the same patient ID Re-attending between 3 & 9 months - Children	136	451	30.2%	53.8%	58.9%	57.6%
% of FP17s for the same patient ID Re-attending between 3 & 9 months - Adults	411	1,682	24.4%	44.6%	52.2%	50.1%
% of FP17s for Band 1 Urgent Courses	405	2,004	20.2%	11.5%	9.2%	9.1%
% of FP17s Relating to Free Repair or Replacements	0	2,004	0.0%	1.0%	1.0%	0.8%
% of FP17s Relating to Continuations	25	2,004	1.2%	1.4%	1.4%	1.2%
% of Patients satisfied with the dentistry they have received	10	12	83.3%	93.9%	93.1%	92.8%
% of Patients satisfied with the time they had to wait for an appointment	11	12	91.7%	89.4%	89.5%	88.7%

* This is based on patients treated on this contract for their most recent course of treatment. Figures in italics indicate the base number of FP17s or Patient Questionnaire responses are less than 100. N/A is shown where the base number of responses is less than 10 during the period. % is calculated as Quantity/Base number*100

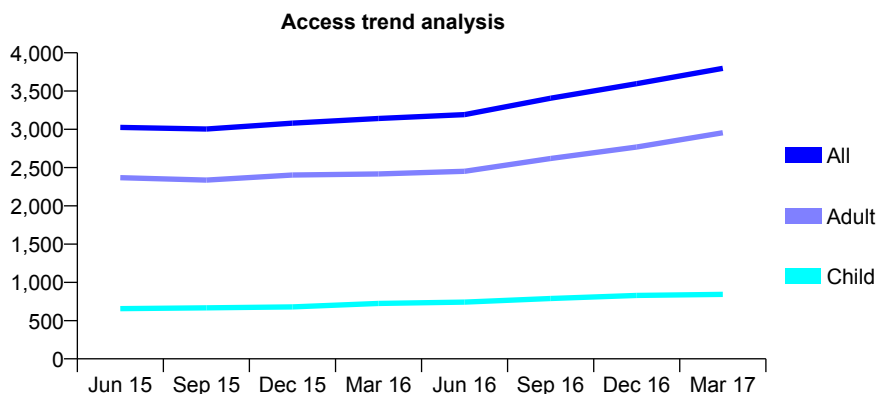
Q48 - Vital Signs At a Glance Contract Report for 358754/0001 - March 2017

Name or company name	MR SW KHAN
Contract type name	GDS Contract
Purpose of contract	General
Contract start date	01/01/2008
Contract end date	

16/17 Contracted general activity (UDA)	11,926
Carry forward general activity (UDA)	0
16/17 Contracted orthodontic activity (UOA)	0
Carry forward orthodontic activity (UOA)	0
Baseline contract value	£343,724.41

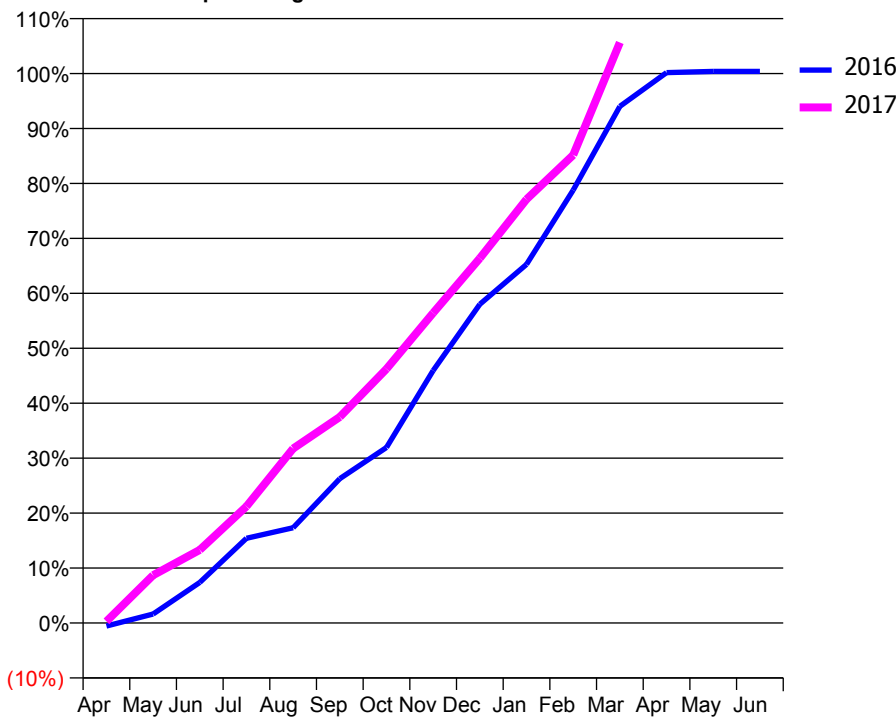
ACCESS*

Patients seen in 24 months	Total	Change since previous quarter
Quarter ending March 2016	3,141	
Quarter ending June 2016	3,192	→
Quarter ending September 2016	3,407	↑
Quarter ending December 2016	3,597	↑
Quarter ending March 2017	3,797	↑
Variance since March 2016	20.9%	↑



ACTIVITY

Cumulative percentage of contracted UDA delivered 2016 & 2017



Month	Adjusted Scheduled Activity (UDA)	
	2016	2017
April	-67	37
May	195	1,037
June	880	1,587
July	1,838	2,532
August	2,069	3,788
September	3,132	4,471
October	3,811	5,516
November	5,480	6,729
December	6,918	7,917
January	7,783	9,195
February	9,395	10,157
March	11,212	12,600
April	11,946	
May	11,972	
June	11,972	

QUALITY

	Quantity	Base Number	Contract	AT	Region	England
% of FP17s for the same patient ID Re-attending within 3 months - Children	101	1,016	9.9%	12.4%	13.3%	12.3%
% of FP17s for the same patient ID Re-attending within 3 months - Adults	578	3,622	16.0%	17.7%	17.3%	16.7%
% of FP17s for the same patient ID Re-attending between 3 & 9 months - Children	336	1,016	33.1%	53.8%	58.9%	57.6%
% of FP17s for the same patient ID Re-attending between 3 & 9 months - Adults	849	3,622	23.4%	44.6%	52.2%	50.1%
% of FP17s for Band 1 Urgent Courses	1,645	4,470	36.8%	11.5%	9.2%	9.1%
% of FP17s Relating to Free Repair or Replacements	64	4,470	1.4%	1.0%	1.0%	0.8%
% of FP17s Relating to Continuations	35	4,470	0.8%	1.4%	1.4%	1.2%
% of Patients satisfied with the dentistry they have received	2	4	N/A	93.9%	93.1%	92.8%
% of Patients satisfied with the time they had to wait for an appointment	2	4	N/A	89.4%	89.5%	88.7%

* This is based on patients treated on this contract for their most recent course of treatment. Figures in italics indicate the base number of FP17s or Patient Questionnaire responses are less than 100. N/A is shown where the base number of responses is less than 10 during the period. % is calculated as Quantity/Base number*100

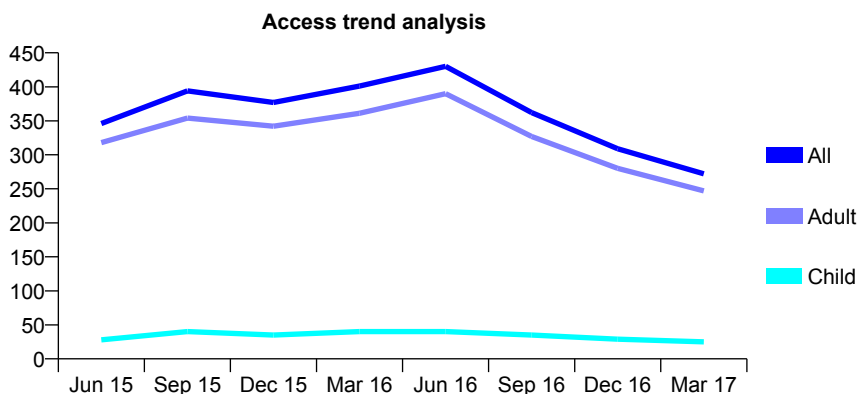
Q48 - Vital Signs At a Glance Contract Report for 358754/0003 - March 2017

Name or company name	MR SW KHAN
Contract type name	PDS Contract
Purpose of contract	General
Contract start date	01/04/2011
Contract end date	31/05/2016

16/17 Contracted general activity (UDA)	260
Carry forward general activity (UDA)	0
16/17 Contracted orthodontic activity (UOA)	0
Carry forward orthodontic activity (UOA)	0
Baseline contract value	£6,876.00

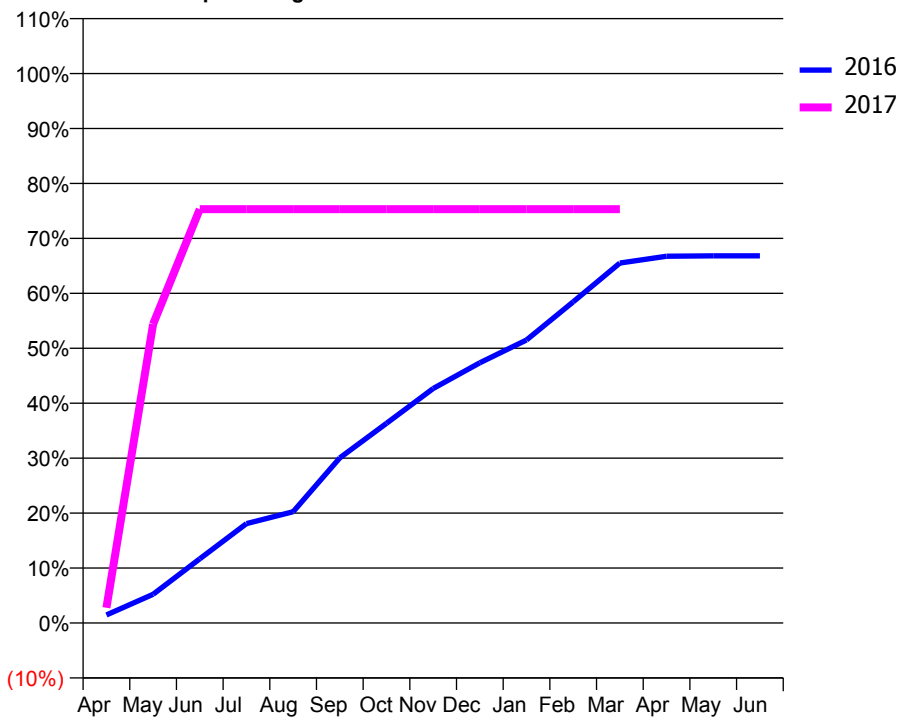
ACCESS*

Patients seen in 24 months	Total	Change since previous quarter
Quarter ending March 2016	401	
Quarter ending June 2016	430	↑
Quarter ending September 2016	362	↓
Quarter ending December 2016	309	↓
Quarter ending March 2017	272	↓
Variance since March 2016	(32.2%)	↓



ACTIVITY

Cumulative percentage of contracted UDA delivered 2016 & 2017



Month	Adjusted Scheduled Activity (UDA)	
	2016	2017
April	23	7
May	82	141
June	182	196
July	282	196
August	316	196
September	469	196
October	567	196
November	666	196
December	739	196
January	803	196
February	912	196
March	1,022	196
April	1,041	
May	1,042	
June	1,042	

QUALITY

	Quantity	Base Number	Contract	AT	Region	England
% of FP17s for the same patient ID Re-attending within 3 months - Children	1	21	4.8%	12.4%	13.3%	12.3%
% of FP17s for the same patient ID Re-attending within 3 months - Adults	2	166	1.2%	17.7%	17.3%	16.7%
% of FP17s for the same patient ID Re-attending between 3 & 9 months - Children	0	21	0.0%	53.8%	58.9%	57.6%
% of FP17s for the same patient ID Re-attending between 3 & 9 months - Adults	2	166	1.2%	44.6%	52.2%	50.1%
% of FP17s for Band 1 Urgent Courses	154	161	95.7%	11.5%	9.2%	9.1%
% of FP17s Relating to Free Repair or Replacements	0	161	0.0%	1.0%	1.0%	0.8%
% of FP17s Relating to Continuations	0	161	0.0%	1.4%	1.4%	1.2%
% of Patients satisfied with the dentistry they have received	0	0	N/A	93.9%	93.1%	92.8%
% of Patients satisfied with the time they had to wait for an appointment	0	0	N/A	89.4%	89.5%	88.7%

* This is based on patients treated on this contract for their most recent course of treatment. Figures in italics indicate the base number of FP17s or Patient Questionnaire responses are less than 100. N/A is shown where the base number of responses is less than 10 during the period. % is calculated as Quantity/Base number*100

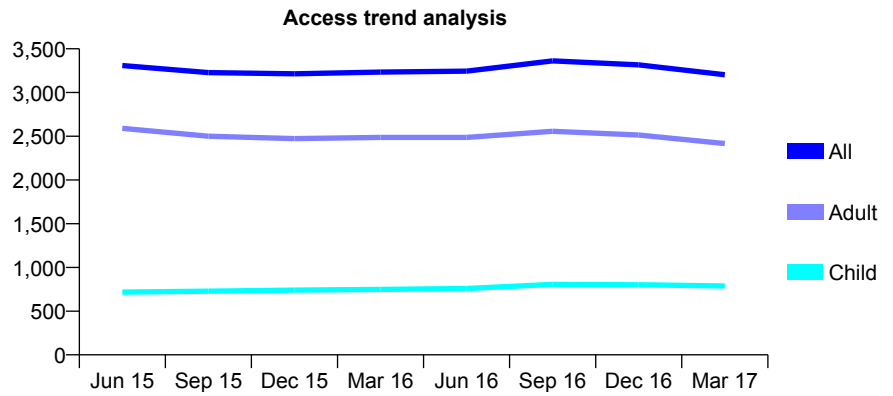
Q48 - Vital Signs At a Glance Contract Report for 383732/0001 - March 2017

Name or company name	MR JP BRACKEN
Contract type name	GDS Contract
Purpose of contract	General
Contract start date	01/04/2006
Contract end date	

16/17 Contracted general activity (UDA)	11,178
Carry forward general activity (UDA)	0
16/17 Contracted orthodontic activity (UOA)	0
Carry forward orthodontic activity (UOA)	0
Baseline contract value	£285,152.76

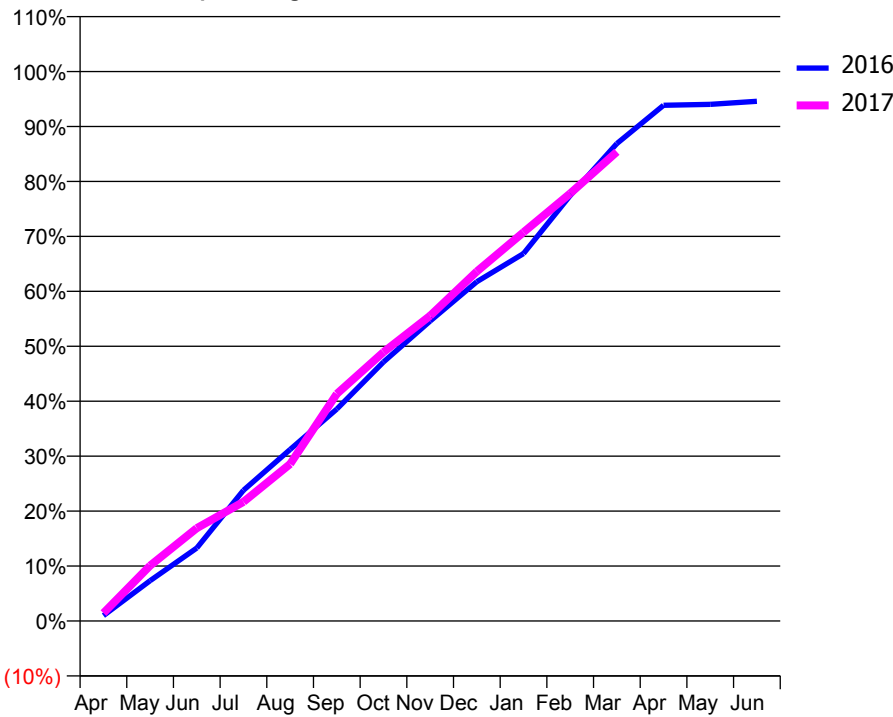
ACCESS*

Patients seen in 24 months	Total	Change since previous quarter
Quarter ending March 2016	3,234	
Quarter ending June 2016	3,245	→
Quarter ending September 2016	3,362	↑
Quarter ending December 2016	3,316	↓
Quarter ending March 2017	3,203	↓
Variance since March 2016	(1.0%)	→



ACTIVITY

Cumulative percentage of contracted UDA delivered 2016 & 2017



Month	Adjusted Scheduled Activity (UDA)	
	2016	2017
April	109	162
May	819	1,128
June	1,486	1,889
July	2,660	2,424
August	3,490	3,193
September	4,311	4,620
October	5,270	5,470
November	6,101	6,209
December	6,902	7,112
January	7,473	7,908
February	8,655	8,697
March	9,712	9,545
April	10,492	
May	10,511	
June	10,573	

QUALITY

	Quantity	Base Number	Contract	AT	Region	England
% of FP17s for the same patient ID Re-attending within 3 months - Children	47	837	5.6%	12.4%	13.3%	12.3%
% of FP17s for the same patient ID Re-attending within 3 months - Adults	380	2,689	14.1%	17.7%	17.3%	16.7%
% of FP17s for the same patient ID Re-attending between 3 & 9 months - Children	226	837	27.0%	53.8%	58.9%	57.6%
% of FP17s for the same patient ID Re-attending between 3 & 9 months - Adults	760	2,689	28.3%	44.6%	52.2%	50.1%
% of FP17s for Band 1 Urgent Courses	343	3,185	10.8%	11.5%	9.2%	9.1%
% of FP17s Relating to Free Repair or Replacements	43	3,185	1.4%	1.0%	1.0%	0.8%
% of FP17s Relating to Continuations	74	3,185	2.3%	1.4%	1.4%	1.2%
% of Patients satisfied with the dentistry they have received	12	13	92.3%	93.9%	93.1%	92.8%
% of Patients satisfied with the time they had to wait for an appointment	13	13	100.0%	89.4%	89.5%	88.7%

* This is based on patients treated on this contract for their most recent course of treatment. Figures in italics indicate the base number of FP17s or Patient Questionnaire responses are less than 100. N/A is shown where the base number of responses is less than 10 during the period. % is calculated as Quantity/Base number*100

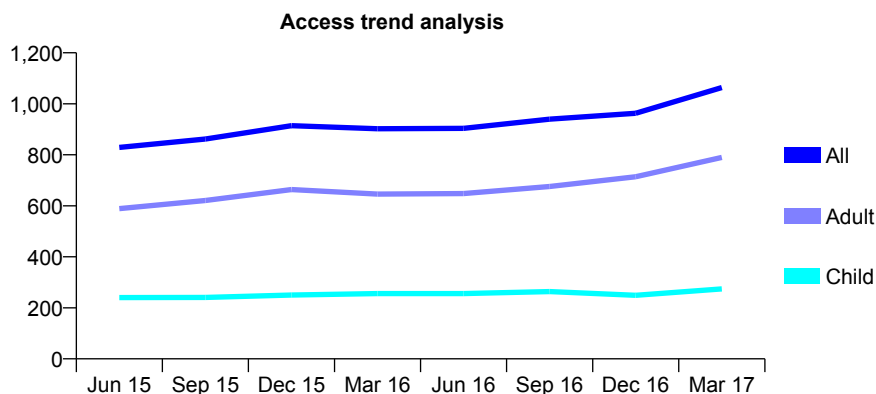
Q48 - Vital Signs At a Glance Contract Report for 383732/0003 - March 2017

Name or company name	MR JP BRACKEN
Contract type name	GDS Contract
Purpose of contract	General
Contract start date	01/04/2006
Contract end date	

16/17 Contracted general activity (UDA)	2,380
Carry forward general activity (UDA)	28
16/17 Contracted orthodontic activity (UOA)	0
Carry forward orthodontic activity (UOA)	0
Baseline contract value	£51,413.48

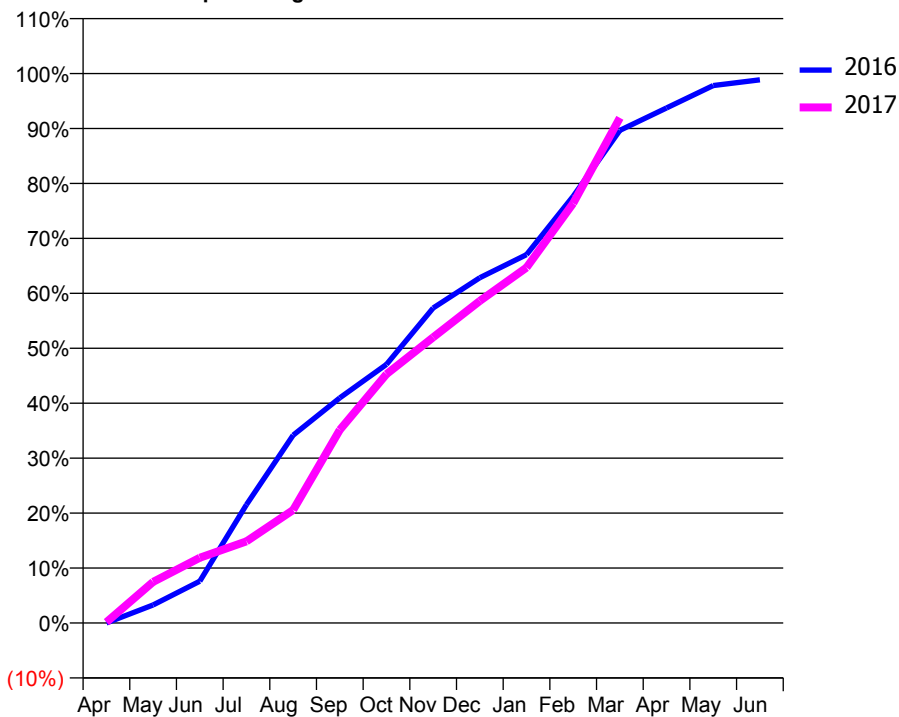
ACCESS*

Patients seen in 24 months	Total	Change since previous quarter
Quarter ending March 2016	902	
Quarter ending June 2016	904	→
Quarter ending September 2016	940	↑
Quarter ending December 2016	963	↑
Quarter ending March 2017	1,064	↑
Variance since March 2016	18.0%	↑



ACTIVITY

Cumulative percentage of contracted UDA delivered 2016 & 2017



Month	Adjusted Scheduled Activity (UDA)	
	2016	2017
April	0	4
May	78	178
June	181	283
July	512	354
August	813	489
September	975	837
October	1,120	1,078
November	1,365	1,237
December	1,496	1,395
January	1,595	1,539
February	1,848	1,818
March	2,134	2,188
April	2,231	
May	2,328	
June	2,352	

QUALITY

	Quantity	Base Number	Contract	AT	Region	England
% of FP17s for the same patient ID Re-attending within 3 months - Children	13	283	4.6%	12.4%	13.3%	12.3%
% of FP17s for the same patient ID Re-attending within 3 months - Adults	45	840	5.4%	17.7%	17.3%	16.7%
% of FP17s for the same patient ID Re-attending between 3 & 9 months - Children	37	283	13.1%	53.8%	58.9%	57.6%
% of FP17s for the same patient ID Re-attending between 3 & 9 months - Adults	97	840	11.5%	44.6%	52.2%	50.1%
% of FP17s for Band 1 Urgent Courses	111	1,003	11.1%	11.5%	9.2%	9.1%
% of FP17s Relating to Free Repair or Replacements	9	1,003	0.9%	1.0%	1.0%	0.8%
% of FP17s Relating to Continuations	10	1,003	1.0%	1.4%	1.4%	1.2%
% of Patients satisfied with the dentistry they have received	1	2	N/A	93.9%	93.1%	92.8%
% of Patients satisfied with the time they had to wait for an appointment	1	2	N/A	89.4%	89.5%	88.7%

* This is based on patients treated on this contract for their most recent course of treatment. Figures in italics indicate the base number of FP17s or Patient Questionnaire responses are less than 100. N/A is shown where the base number of responses is less than 10 during the period. % is calculated as Quantity/Base number*100

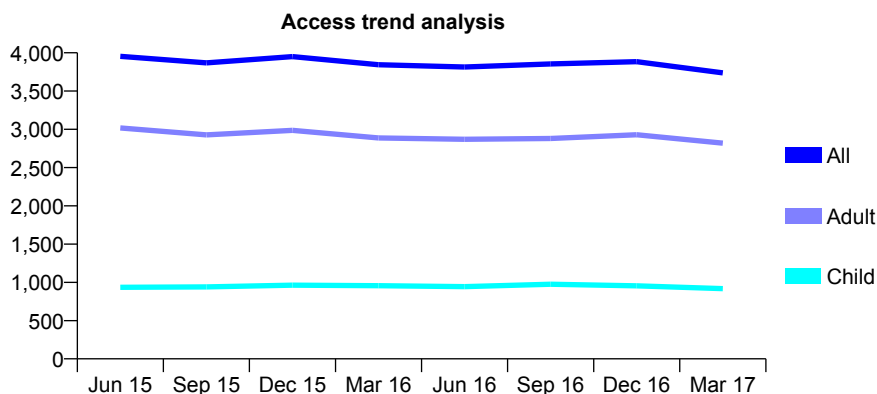
Q48 - Vital Signs At a Glance Contract Report for 396109/0001 - March 2017

Name or company name	MR J BUCKNOR-AJIBADE
Contract type name	GDS Contract
Purpose of contract	General
Contract start date	24/11/2008
Contract end date	

16/17 Contracted general activity (UDA)	16,249
Carry forward general activity (UDA)	0
16/17 Contracted orthodontic activity (UOA)	0
Carry forward orthodontic activity (UOA)	0
Baseline contract value	£414,514.87

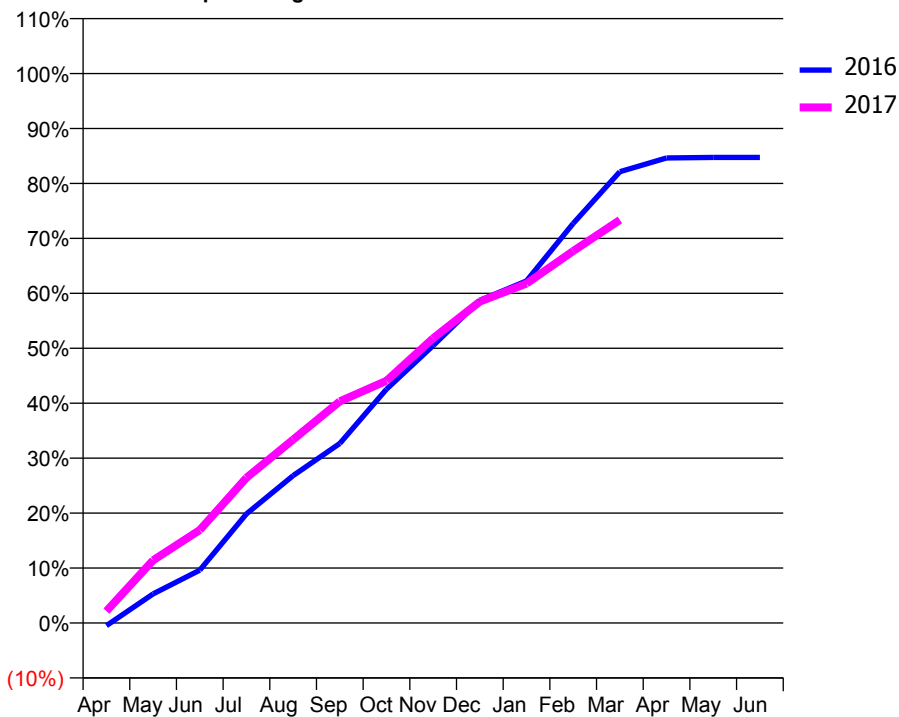
ACCESS*

Patients seen in 24 months	Total	Change since previous quarter
Quarter ending March 2016	3,844	
Quarter ending June 2016	3,814	→
Quarter ending September 2016	3,855	→
Quarter ending December 2016	3,884	→
Quarter ending March 2017	3,738	↓
Variance since March 2016	(2.8%)	↓



ACTIVITY

Cumulative percentage of contracted UDA delivered 2016 & 2017



Month	Adjusted Scheduled Activity (UDA)	
	2016	2017
April	-81	354
May	861	1,854
June	1,562	2,752
July	3,228	4,297
August	4,360	5,425
September	5,311	6,554
October	6,913	7,161
November	8,204	8,421
December	9,541	9,506
January	10,116	10,038
February	11,814	11,000
March	13,347	11,919
April	13,753	
May	13,768	
June	13,768	

QUALITY

	Quantity	Base Number	Contract	AT	Region	England
% of FP17s for the same patient ID Re-attending within 3 months - Children	133	1,134	11.7%	12.4%	13.3%	12.3%
% of FP17s for the same patient ID Re-attending within 3 months - Adults	684	3,580	19.1%	17.7%	17.3%	16.7%
% of FP17s for the same patient ID Re-attending between 3 & 9 months - Children	501	1,134	44.2%	53.8%	58.9%	57.6%
% of FP17s for the same patient ID Re-attending between 3 & 9 months - Adults	1,515	3,580	42.3%	44.6%	52.2%	50.1%
% of FP17s for Band 1 Urgent Courses	469	4,482	10.5%	11.5%	9.2%	9.1%
% of FP17s Relating to Free Repair or Replacements	53	4,482	1.2%	1.0%	1.0%	0.8%
% of FP17s Relating to Continuations	18	4,482	0.4%	1.4%	1.4%	1.2%
% of Patients satisfied with the dentistry they have received	10	12	83.3%	93.9%	93.1%	92.8%
% of Patients satisfied with the time they had to wait for an appointment	10	12	83.3%	89.4%	89.5%	88.7%

* This is based on patients treated on this contract for their most recent course of treatment. Figures in italics indicate the base number of FP17s or Patient Questionnaire responses are less than 100. N/A is shown where the base number of responses is less than 10 during the period. % is calculated as Quantity/Base number*100

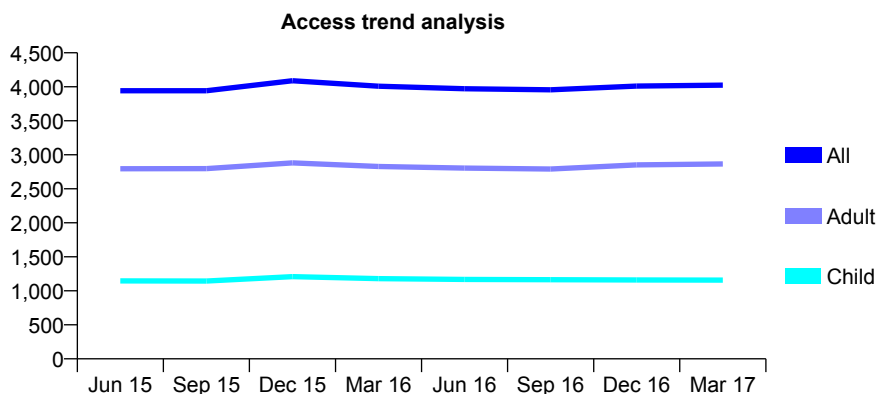
Q48 - Vital Signs At a Glance Contract Report for 568147/0001 - March 2017

Name or company name	MR SA O'HARA
Contract type name	GDS Contract
Purpose of contract	General
Contract start date	01/04/2006
Contract end date	

16/17 Contracted general activity (UDA)	11,616
Carry forward general activity (UDA)	0
16/17 Contracted orthodontic activity (UOA)	0
Carry forward orthodontic activity (UOA)	0
Baseline contract value	£296,326.22

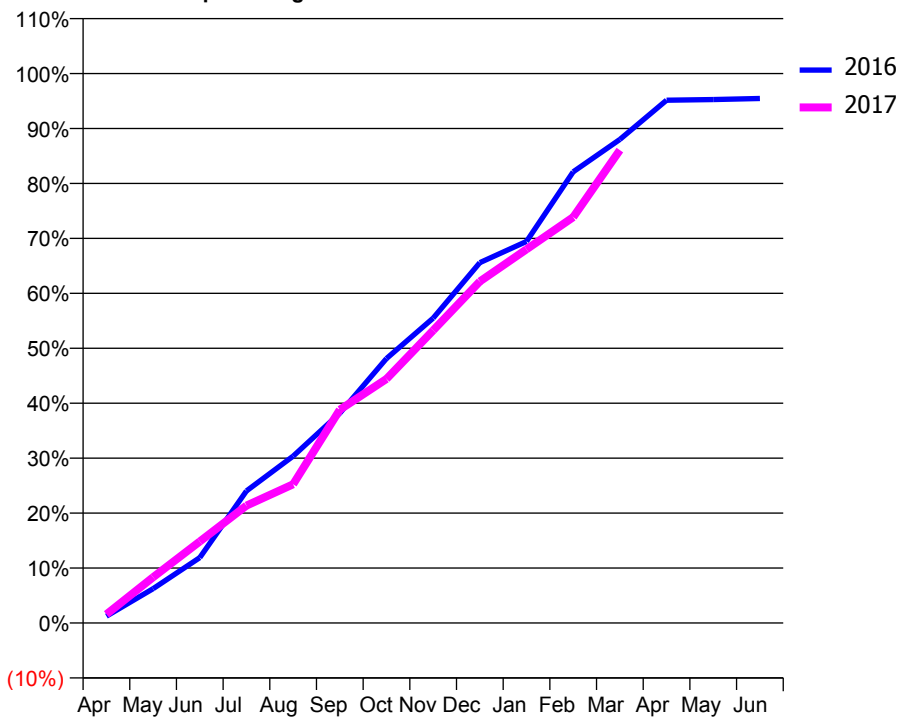
ACCESS*

Patients seen in 24 months	Total	Change since previous quarter
Quarter ending March 2016	4,008	
Quarter ending June 2016	3,972	→
Quarter ending September 2016	3,955	→
Quarter ending December 2016	4,010	→
Quarter ending March 2017	4,024	→
Variance since March 2016	0.4%	→



ACTIVITY

Cumulative percentage of contracted UDA delivered 2016 & 2017



Month	Adjusted Scheduled Activity (UDA)	
	2016	2017
April	146	186
May	725	969
June	1,384	1,724
July	2,793	2,481
August	3,528	2,932
September	4,436	4,508
October	5,592	5,161
November	6,444	6,185
December	7,618	7,221
January	8,067	7,900
February	9,539	8,580
March	10,223	9,996
April	11,051	
May	11,066	
June	11,088	

QUALITY

	Quantity	Base Number	Contract	AT	Region	England
% of FP17s for the same patient ID Re-attending within 3 months - Children	142	1,358	10.5%	12.4%	13.3%	12.3%
% of FP17s for the same patient ID Re-attending within 3 months - Adults	767	3,531	21.7%	17.7%	17.3%	16.7%
% of FP17s for the same patient ID Re-attending between 3 & 9 months - Children	528	1,358	38.9%	53.8%	58.9%	57.6%
% of FP17s for the same patient ID Re-attending between 3 & 9 months - Adults	1,313	3,531	37.2%	44.6%	52.2%	50.1%
% of FP17s for Band 1 Urgent Courses	760	4,486	16.9%	11.5%	9.2%	9.1%
% of FP17s Relating to Free Repair or Replacements	0	4,486	0.0%	1.0%	1.0%	0.8%
% of FP17s Relating to Continuations	0	4,486	0.0%	1.4%	1.4%	1.2%
% of Patients satisfied with the dentistry they have received	4	5	N/A	93.9%	93.1%	92.8%
% of Patients satisfied with the time they had to wait for an appointment	5	5	N/A	89.4%	89.5%	88.7%

* This is based on patients treated on this contract for their most recent course of treatment. Figures in italics indicate the base number of FP17s or Patient Questionnaire responses are less than 100. N/A is shown where the base number of responses is less than 10 during the period. % is calculated as Quantity/Base number*100

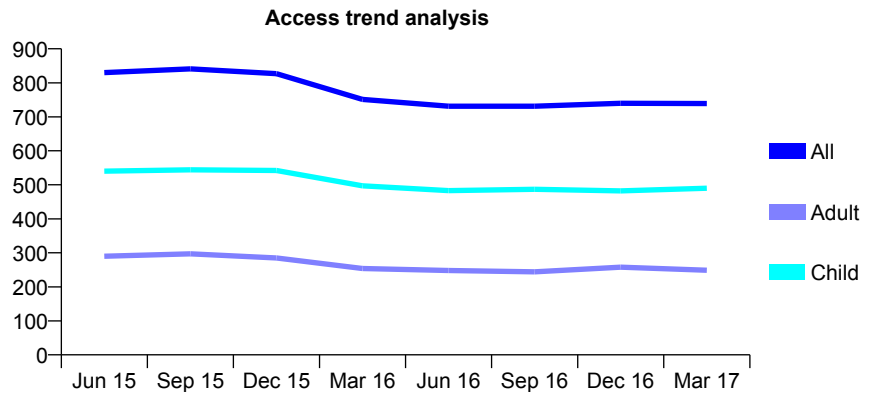
Q48 - Vital Signs At a Glance Contract Report for 573140/0001 - March 2017

Name or company name	MR MJ FORDE
Contract type name	GDS Contract
Purpose of contract	General
Contract start date	01/04/2006
Contract end date	

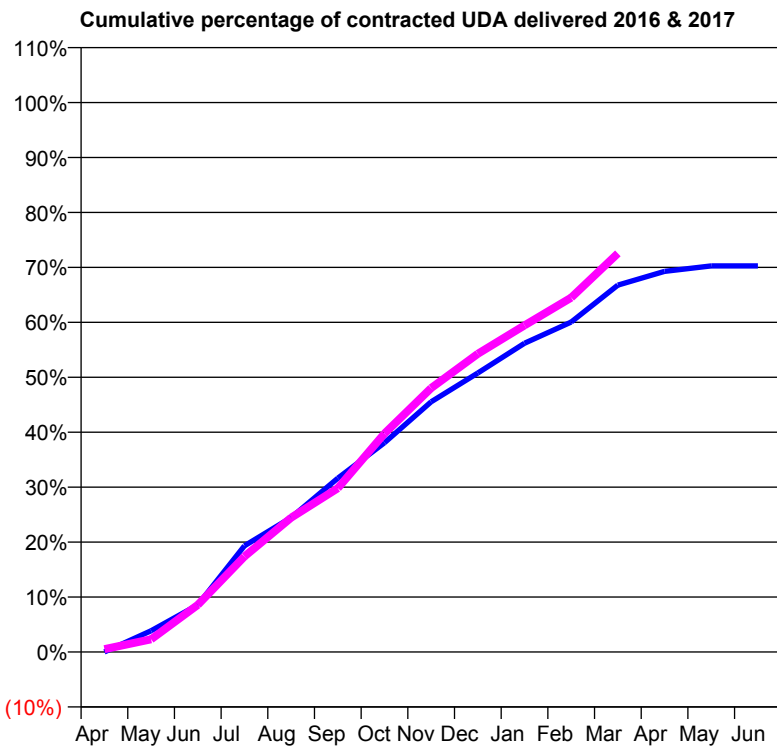
16/17 Contracted general activity (UDA)	2,000
Carry forward general activity (UDA)	0
16/17 Contracted orthodontic activity (UOA)	0
Carry forward orthodontic activity (UOA)	0
Baseline contract value	£51,020.35

ACCESS*

Patients seen in 24 months	Total	Change since previous quarter
Quarter ending March 2016	751	
Quarter ending June 2016	731	↓
Quarter ending September 2016	731	→
Quarter ending December 2016	740	→
Quarter ending March 2017	739	→
Variance since March 2016	(1.6%)	↓



ACTIVITY



Month	Adjusted Scheduled Activity (UDA)	
	2016	2017
April	0	10
May	78	46
June	172	171
July	387	348
August	489	489
September	633	596
October	762	795
November	911	961
December	1,016	1,086
January	1,124	1,189
February	1,201	1,290
March	1,336	1,451
April	1,385	
May	1,405	
June	1,405	

QUALITY

	Quantity	Base Number	Contract	AT	Region	England
% of FP17s for the same patient ID Re-attending within 3 months - Children	64	659	9.7%	12.4%	13.3%	12.3%
% of FP17s for the same patient ID Re-attending within 3 months - Adults	19	181	10.5%	17.7%	17.3%	16.7%
% of FP17s for the same patient ID Re-attending between 3 & 9 months - Children	243	659	36.9%	53.8%	58.9%	57.6%
% of FP17s for the same patient ID Re-attending between 3 & 9 months - Adults	42	181	23.2%	44.6%	52.2%	50.1%
% of FP17s for Band 1 Urgent Courses	41	791	5.2%	11.5%	9.2%	9.1%
% of FP17s Relating to Free Repair or Replacements	0	791	0.0%	1.0%	1.0%	0.8%
% of FP17s Relating to Continuations	0	791	0.0%	1.4%	1.4%	1.2%
% of Patients satisfied with the dentistry they have received	0	0	N/A	93.9%	93.1%	92.8%
% of Patients satisfied with the time they had to wait for an appointment	0	0	N/A	89.4%	89.5%	88.7%

* This is based on patients treated on this contract for their most recent course of treatment. Figures in italics indicate the base number of FP17s or Patient Questionnaire responses are less than 100. N/A is shown where the base number of responses is less than 10 during the period. % is calculated as Quantity/Base number*100

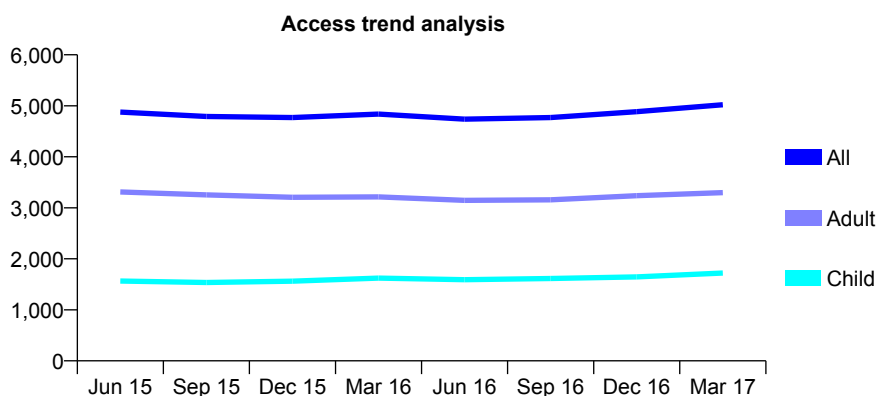
Q48 - Vital Signs At a Glance Contract Report for 576107/0001 - March 2017

Name or company name	MR NP MARRAY
Contract type name	GDS Contract
Purpose of contract	General
Contract start date	01/04/2006
Contract end date	

16/17 Contracted general activity (UDA)	13,731
Carry forward general activity (UDA)	173
16/17 Contracted orthodontic activity (UOA)	0
Carry forward orthodontic activity (UOA)	0
Baseline contract value	£350,280.26

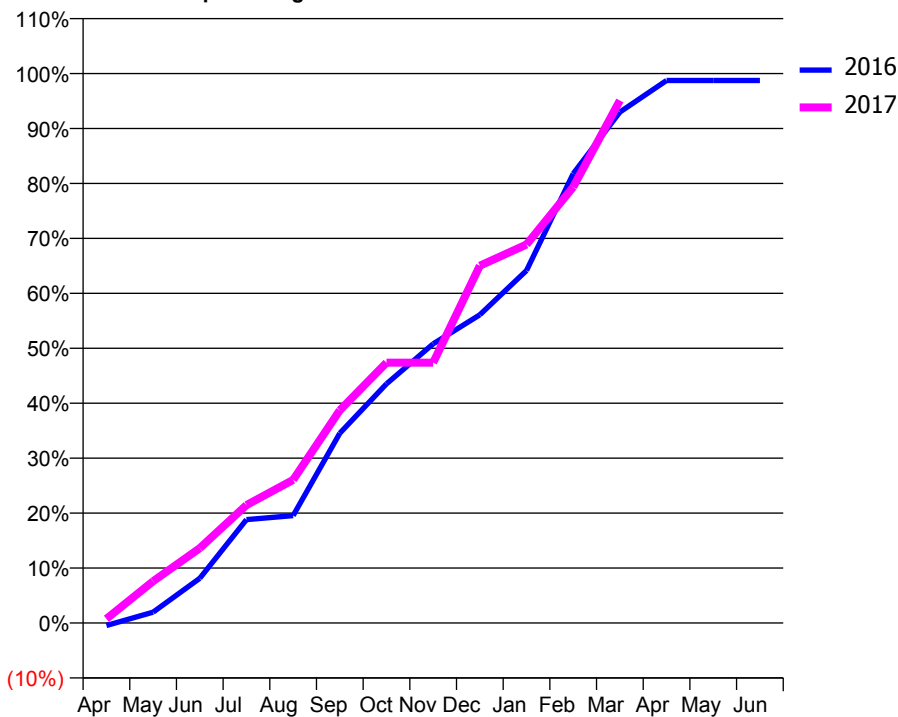
ACCESS*

Patients seen in 24 months	Total	Change since previous quarter
Quarter ending March 2016	4,837	
Quarter ending June 2016	4,739	↓
Quarter ending September 2016	4,771	→
Quarter ending December 2016	4,884	↑
Quarter ending March 2017	5,021	↑
Variance since March 2016	3.8%	↑



ACTIVITY

Cumulative percentage of contracted UDA delivered 2016 & 2017



Month	Adjusted Scheduled Activity (UDA)	
	2016	2017
April	-64	105
May	272	1,044
June	1,119	1,871
July	2,585	2,949
August	2,684	3,575
September	4,742	5,317
October	5,976	6,507
November	6,976	6,507
December	7,703	8,928
January	8,808	9,459
February	11,228	10,895
March	12,767	13,056
April	13,555	
May	13,557	
June	13,558	

QUALITY

	Quantity	Base Number	Contract	AT	Region	England
% of FP17s for the same patient ID Re-attending within 3 months - Children	387	2,336	16.6%	12.4%	13.3%	12.3%
% of FP17s for the same patient ID Re-attending within 3 months - Adults	751	3,778	19.9%	17.7%	17.3%	16.7%
% of FP17s for the same patient ID Re-attending between 3 & 9 months - Children	883	2,336	37.8%	53.8%	58.9%	57.6%
% of FP17s for the same patient ID Re-attending between 3 & 9 months - Adults	1,316	3,778	34.8%	44.6%	52.2%	50.1%
% of FP17s for Band 1 Urgent Courses	810	5,843	13.9%	11.5%	9.2%	9.1%
% of FP17s Relating to Free Repair or Replacements	46	5,843	0.8%	1.0%	1.0%	0.8%
% of FP17s Relating to Continuations	5	5,843	0.1%	1.4%	1.4%	1.2%
% of Patients satisfied with the dentistry they have received	3	3	N/A	93.9%	93.1%	92.8%
% of Patients satisfied with the time they had to wait for an appointment	3	3	N/A	89.4%	89.5%	88.7%

* This is based on patients treated on this contract for their most recent course of treatment. Figures in italics indicate the base number of FP17s or Patient Questionnaire responses are less than 100. N/A is shown where the base number of responses is less than 10 during the period. % is calculated as Quantity/Base number*100

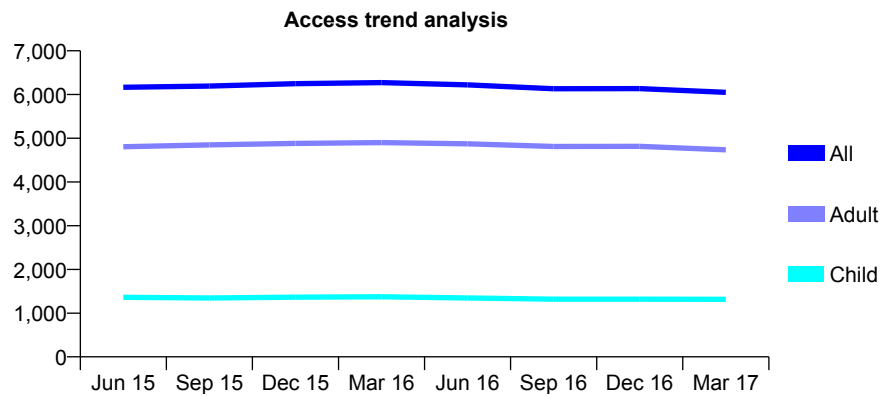
Q48 - Vital Signs At a Glance Contract Report for 577197/0001 - March 2017

Name or company name	MR JN LEA
Contract type name	PDS Contract
Purpose of contract	General
Contract start date	01/04/2006
Contract end date	31/03/2021

16/17 Contracted general activity (UDA)	18,596
Carry forward general activity (UDA)	153
16/17 Contracted orthodontic activity (UOA)	0
Carry forward orthodontic activity (UOA)	0
Baseline contract value	£622,539.35

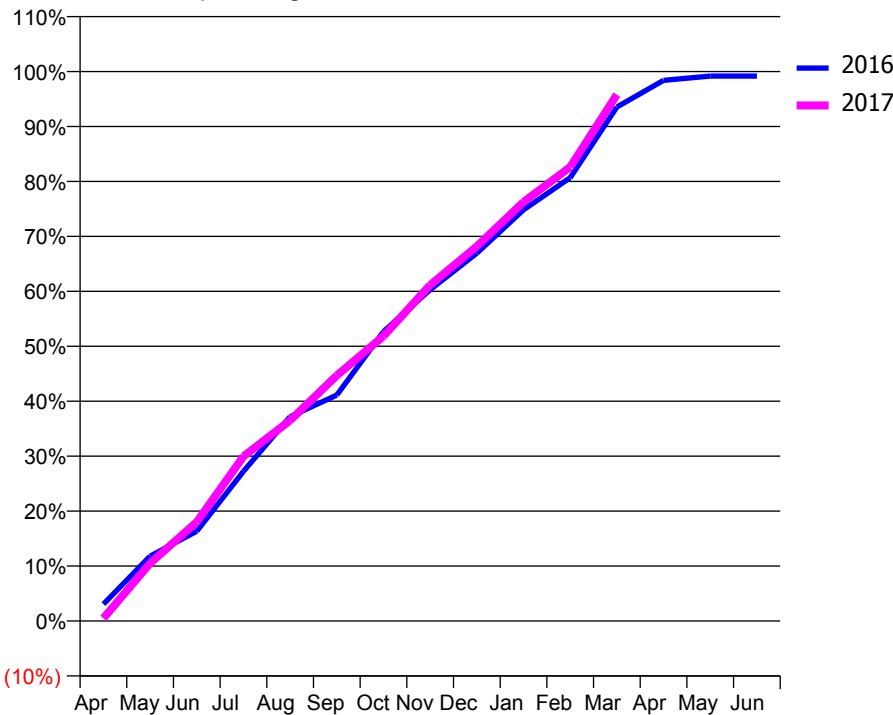
ACCESS*

Patients seen in 24 months	Total	Change since previous quarter
Quarter ending March 2016	6,273	
Quarter ending June 2016	6,220	→
Quarter ending September 2016	6,132	↓
Quarter ending December 2016	6,134	→
Quarter ending March 2017	6,051	↓
Variance since March 2016	(3.5%)	↓



ACTIVITY

Cumulative percentage of contracted UDA delivered 2016 & 2017



QUALITY

	Quantity	Base Number	Contract	AT	Region	England
% of FP17s for the same patient ID Re-attending within 3 months - Children	200	2,058	9.7%	12.4%	13.3%	12.3%
% of FP17s for the same patient ID Re-attending within 3 months - Adults	1,502	7,488	20.1%	17.7%	17.3%	16.7%
% of FP17s for the same patient ID Re-attending between 3 & 9 months - Children	1,298	2,058	63.1%	53.8%	58.9%	57.6%
% of FP17s for the same patient ID Re-attending between 3 & 9 months - Adults	4,299	7,488	57.4%	44.6%	52.2%	50.1%
% of FP17s for Band 1 Urgent Courses	589	8,517	6.9%	11.5%	9.2%	9.1%
% of FP17s Relating to Free Repair or Replacements	59	8,517	0.7%	1.0%	1.0%	0.8%
% of FP17s Relating to Continuations	349	8,517	4.1%	1.4%	1.4%	1.2%
% of Patients satisfied with the dentistry they have received	18	18	100.0%	93.9%	93.1%	92.8%
% of Patients satisfied with the time they had to wait for an appointment	18	18	100.0%	89.4%	89.5%	88.7%

* This is based on patients treated on this contract for their most recent course of treatment. Figures in italics indicate the base number of FP17s or Patient Questionnaire responses are less than 100. N/A is shown where the base number of responses is less than 10 during the period. % is calculated as Quantity/Base number*100

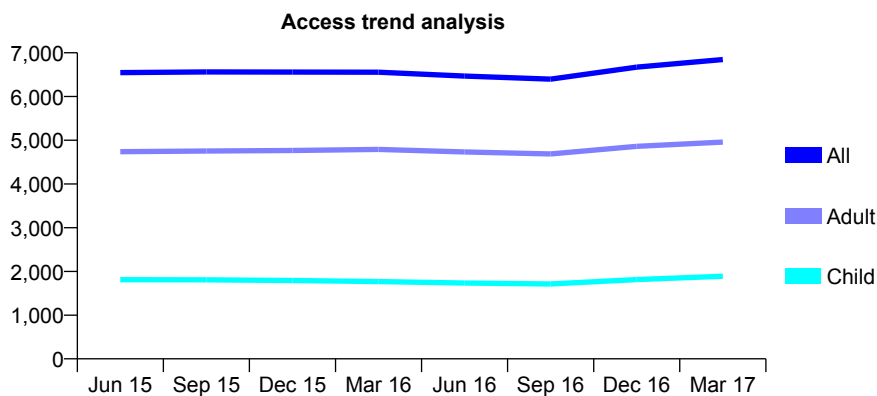
Q48 - Vital Signs At a Glance Contract Report for 635324/0001 - March 2017

Name or company name	Brian O'Gorman and Andrew Bowker
Contract type name	GDS Contract
Purpose of contract	General and Orthodontic
Contract start date	01/04/2006
Contract end date	

16/17 Contracted general activity (UDA)	22,067
Carry forward general activity (UDA)	0
16/17 Contracted orthodontic activity (UOA)	0
Carry forward orthodontic activity (UOA)	0
Baseline contract value	£559,760.59

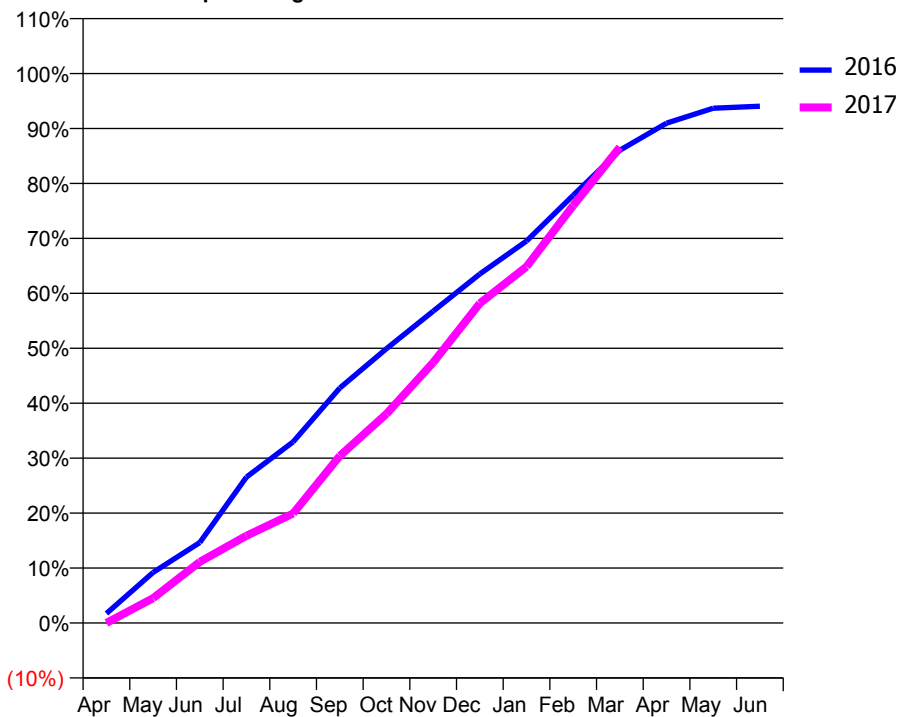
ACCESS*

Patients seen in 24 months	Total	Change since previous quarter
Quarter ending March 2016	6,557	
Quarter ending June 2016	6,467	↓
Quarter ending September 2016	6,399	↓
Quarter ending December 2016	6,673	↑
Quarter ending March 2017	6,847	↑
Variance since March 2016	4.4%	↑



ACTIVITY

Cumulative percentage of contracted UDA delivered 2016 & 2017



Month	Adjusted Scheduled Activity (UDA)	
	2016	2017
April	410	0
May	2,185	1,000
June	3,476	2,457
July	6,300	3,507
August	7,821	4,399
September	10,151	6,712
October	11,845	8,399
November	13,466	10,460
December	15,068	12,836
January	16,492	14,311
February	18,465	16,761
March	20,414	19,108
April	21,584	
May	22,227	
June	22,314	

QUALITY

	Quantity	Base Number	Contract	AT	Region	England
% of FP17s for the same patient ID Re-attending within 3 months - Children	229	2,349	9.7%	12.4%	13.3%	12.3%
% of FP17s for the same patient ID Re-attending within 3 months - Adults	1,086	5,685	19.1%	17.7%	17.3%	16.7%
% of FP17s for the same patient ID Re-attending between 3 & 9 months - Children	874	2,349	37.2%	53.8%	58.9%	57.6%
% of FP17s for the same patient ID Re-attending between 3 & 9 months - Adults	1,893	5,685	33.3%	44.6%	52.2%	50.1%
% of FP17s for Band 1 Urgent Courses	902	7,335	12.3%	11.5%	9.2%	9.1%
% of FP17s Relating to Free Repair or Replacements	49	7,335	0.7%	1.0%	1.0%	0.8%
% of FP17s Relating to Continuations	87	7,335	1.2%	1.4%	1.4%	1.2%
% of Patients satisfied with the dentistry they have received	3	4	N/A	93.9%	93.1%	92.8%
% of Patients satisfied with the time they had to wait for an appointment	3	4	N/A	89.4%	89.5%	88.7%

* This is based on patients treated on this contract for their most recent course of treatment. Figures in italics indicate the base number of FP17s or Patient Questionnaire responses are less than 100. N/A is shown where the base number of responses is less than 10 during the period. % is calculated as Quantity/Base number*100

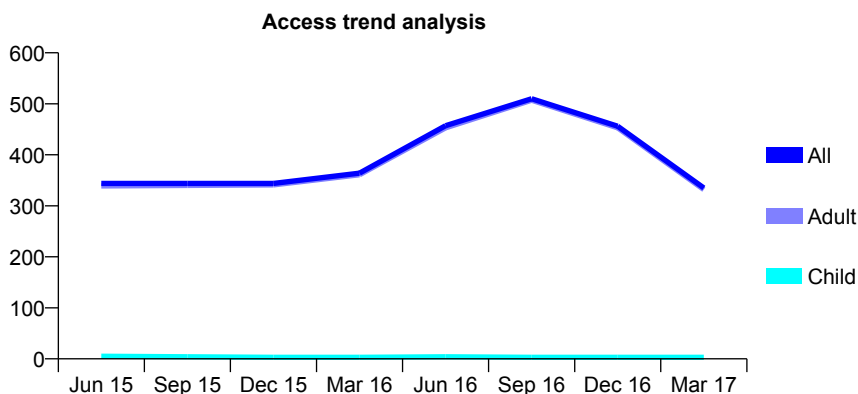
Q48 - Vital Signs At a Glance Contract Report for 635359/0001 - March 2017

Name or company name	MR MP WINSTON
Contract type name	PDS Contract
Purpose of contract	General
Contract start date	01/04/2006
Contract end date	30/11/2016

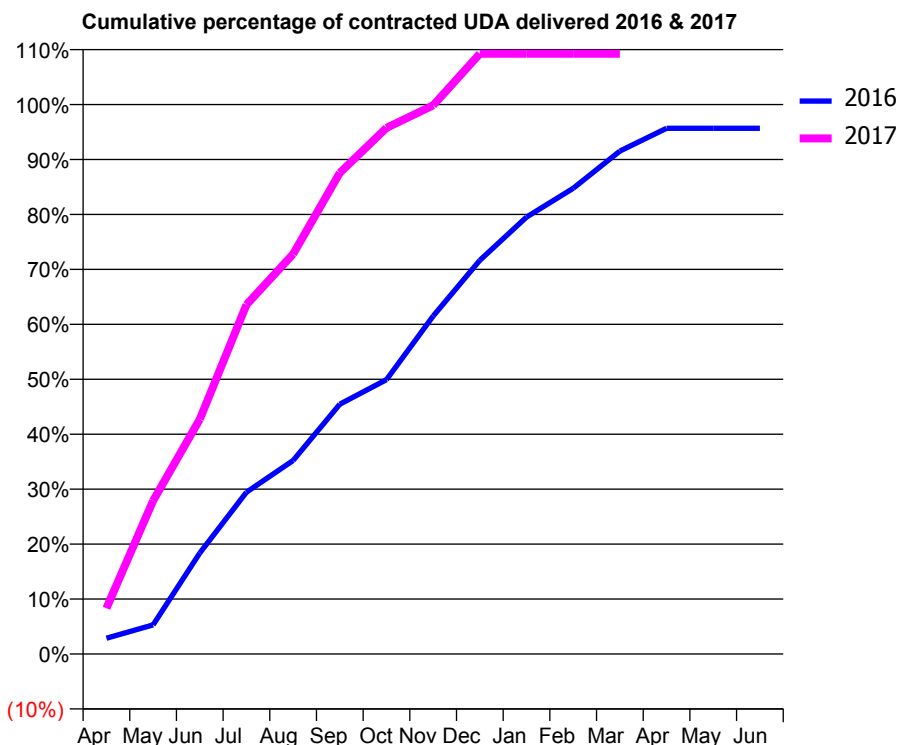
16/17 Contracted general activity (UDA)	1,022
Carry forward general activity (UDA)	0
16/17 Contracted orthodontic activity (UOA)	0
Carry forward orthodontic activity (UOA)	0
Baseline contract value	£76,149.34

ACCESS*

Patients seen in 24 months	Total	Change since previous quarter
Quarter ending March 2016	364	
Quarter ending June 2016	457	↑
Quarter ending September 2016	510	↑
Quarter ending December 2016	456	↓
Quarter ending March 2017	335	↓
Variance since March 2016	(8.0%)	↓



ACTIVITY



Month	Adjusted Scheduled Activity (UDA)	
	2016	2017
April	44	85
May	81	285
June	282	437
July	452	650
August	540	744
September	697	895
October	765	978
November	943	1,020
December	1,098	1,116
January	1,219	1,116
February	1,299	1,116
March	1,403	1,116
April	1,467	
May	1,467	
June	1,467	

QUALITY

	Quantity	Base Number	Contract	AT	Region	England
% of FP17s for the same patient ID Re-attending within 3 months - Children	0	3	0.0%	12.4%	13.3%	12.3%
% of FP17s for the same patient ID Re-attending within 3 months - Adults	6	428	1.4%	17.7%	17.3%	16.7%
% of FP17s for the same patient ID Re-attending between 3 & 9 months - Children	0	3	0.0%	53.8%	58.9%	57.6%
% of FP17s for the same patient ID Re-attending between 3 & 9 months - Adults	0	428	0.0%	44.6%	52.2%	50.1%
% of FP17s for Band 1 Urgent Courses	22	386	5.7%	11.5%	9.2%	9.1%
% of FP17s Relating to Free Repair or Replacements	0	386	0.0%	1.0%	1.0%	0.8%
% of FP17s Relating to Continuations	0	386	0.0%	1.4%	1.4%	1.2%
% of Patients satisfied with the dentistry they have received	1	2	N/A	93.9%	93.1%	92.8%
% of Patients satisfied with the time they had to wait for an appointment	1	2	N/A	89.4%	89.5%	88.7%

* This is based on patients treated on this contract for their most recent course of treatment. Figures in italics indicate the base number of FP17s or Patient Questionnaire responses are less than 100. N/A is shown where the base number of responses is less than 10 during the period. % is calculated as Quantity/Base number*100

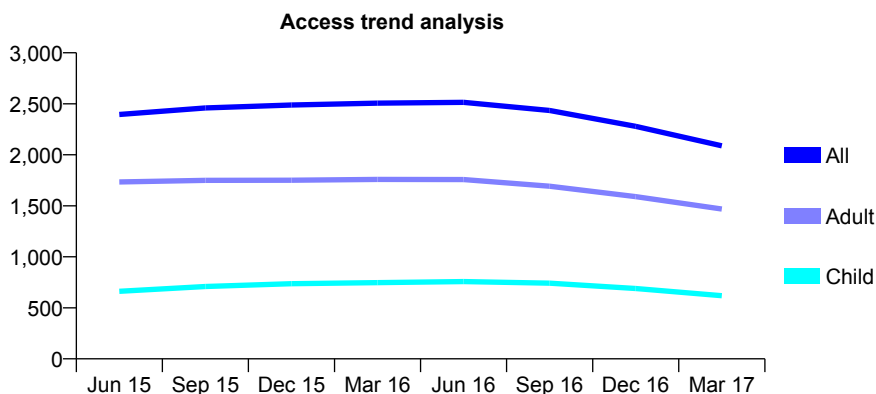
Q48 - Vital Signs At a Glance Contract Report for 635529/0002 - March 2017

Name or company name	Runcorn Dental Practice
Contract type name	GDS Contract
Purpose of contract	General
Contract start date	01/04/2006
Contract end date	

16/17 Contracted general activity (UDA)	6,800
Carry forward general activity (UDA)	-67
16/17 Contracted orthodontic activity (UOA)	0
Carry forward orthodontic activity (UOA)	0
Baseline contract value	£249,855.93

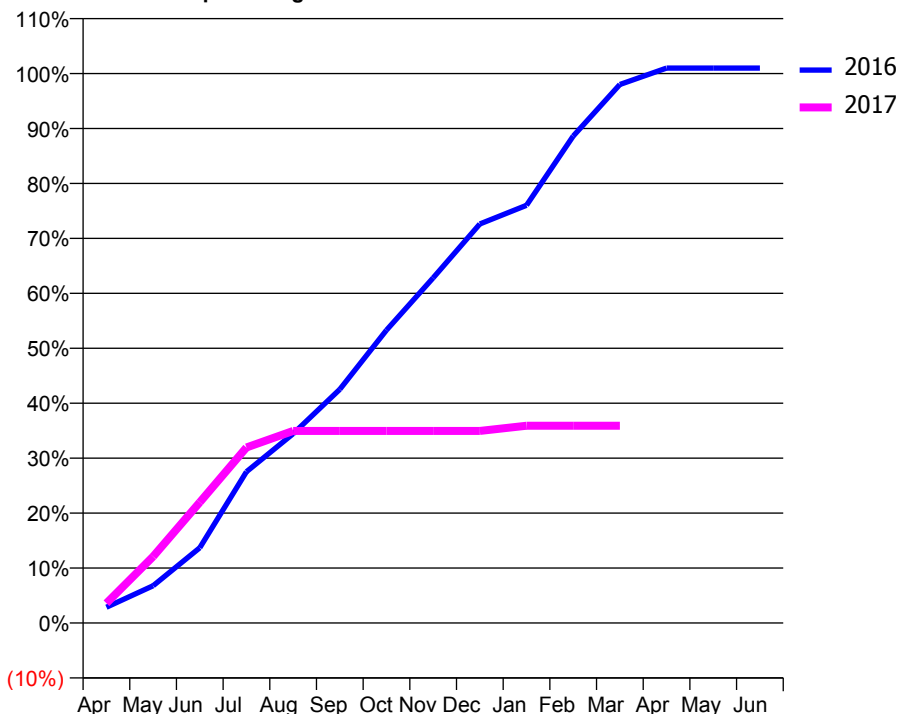
ACCESS*

Patients seen in 24 months	Total	Change since previous quarter
Quarter ending March 2016	2,506	
Quarter ending June 2016	2,515	→
Quarter ending September 2016	2,434	↓
Quarter ending December 2016	2,279	↓
Quarter ending March 2017	2,088	↓
Variance since March 2016	(16.7%)	↓



ACTIVITY

Cumulative percentage of contracted UDA delivered 2016 & 2017



Month	Adjusted Scheduled Activity (UDA)	
	2016	2017
April	195	245
May	461	823
June	932	1,494
July	1,872	2,172
August	2,342	2,377
September	2,892	2,377
October	3,625	2,377
November	4,271	2,377
December	4,938	2,377
January	5,170	2,441
February	6,026	2,441
March	6,664	2,441
April	6,867	
May	6,867	
June	6,867	

QUALITY

	Quantity	Base Number	Contract	AT	Region	England
% of FP17s for the same patient ID Re-attending within 3 months - Children	32	355	9.0%	12.4%	13.3%	12.3%
% of FP17s for the same patient ID Re-attending within 3 months - Adults	120	744	16.1%	17.7%	17.3%	16.7%
% of FP17s for the same patient ID Re-attending between 3 & 9 months - Children	187	355	52.7%	53.8%	58.9%	57.6%
% of FP17s for the same patient ID Re-attending between 3 & 9 months - Adults	247	744	33.2%	44.6%	52.2%	50.1%
% of FP17s for Band 1 Urgent Courses	52	1,013	5.1%	11.5%	9.2%	9.1%
% of FP17s Relating to Free Repair or Replacements	0	1,013	0.0%	1.0%	1.0%	0.8%
% of FP17s Relating to Continuations	16	1,013	1.6%	1.4%	1.4%	1.2%
% of Patients satisfied with the dentistry they have received	1	1	N/A	93.9%	93.1%	92.8%
% of Patients satisfied with the time they had to wait for an appointment	1	1	N/A	89.4%	89.5%	88.7%

* This is based on patients treated on this contract for their most recent course of treatment. Figures in italics indicate the base number of FP17s or Patient Questionnaire responses are less than 100. N/A is shown where the base number of responses is less than 10 during the period. % is calculated as Quantity/Base number*100

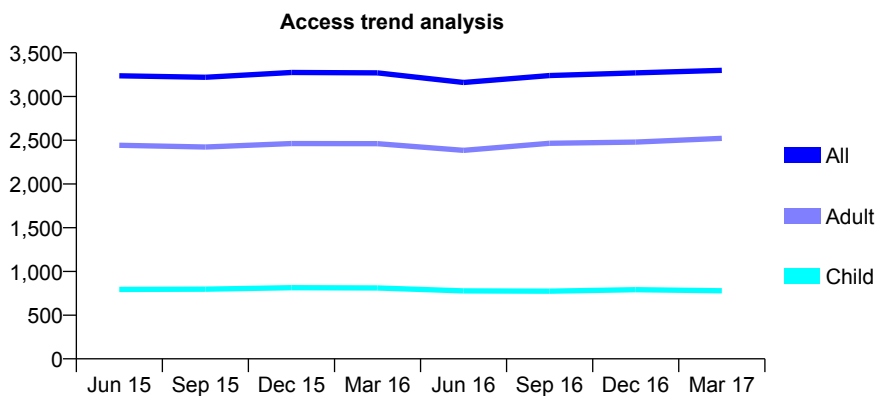
Q48 - Vital Signs At a Glance Contract Report for 644048/0001 - March 2017

Name or company name	MR KL NEO
Contract type name	GDS Contract
Purpose of contract	General
Contract start date	01/04/2006
Contract end date	

16/17 Contracted general activity (UDA)	14,079
Carry forward general activity (UDA)	0
16/17 Contracted orthodontic activity (UOA)	0
Carry forward orthodontic activity (UOA)	0
Baseline contract value	£342,392.63

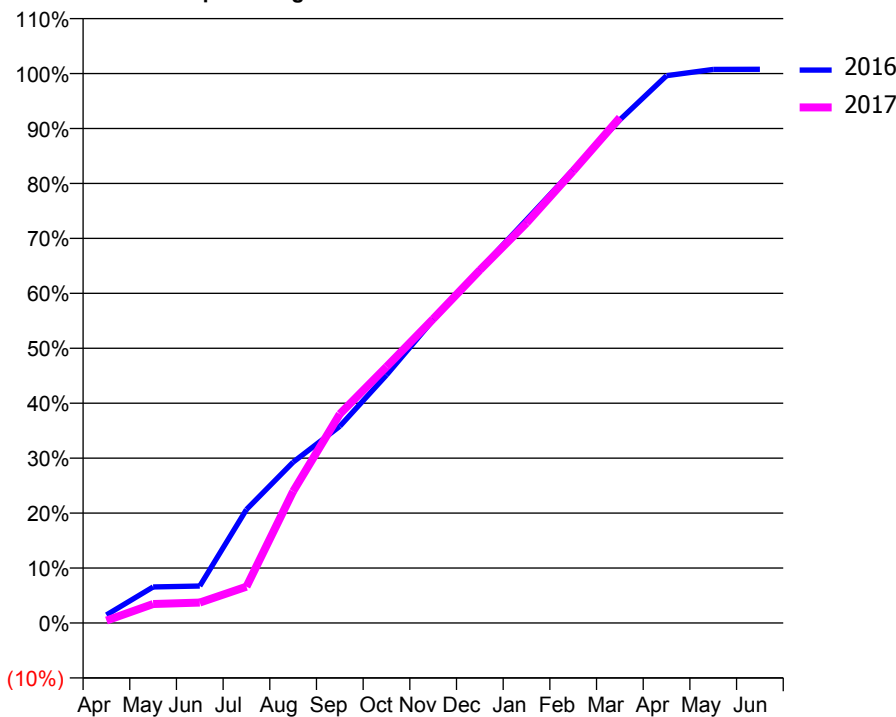
ACCESS*

Patients seen in 24 months	Total	Change since previous quarter
Quarter ending March 2016	3,270	
Quarter ending June 2016	3,161	↓
Quarter ending September 2016	3,240	↑
Quarter ending December 2016	3,270	→
Quarter ending March 2017	3,300	→
Variance since March 2016	0.9%	→



ACTIVITY

Cumulative percentage of contracted UDA delivered 2016 & 2017



Month	Adjusted Scheduled Activity (UDA)	
	2016	2017
April	206	62
May	925	486
June	948	524
July	2,909	932
August	4,122	3,375
September	5,041	5,355
October	6,352	6,564
November	7,763	7,793
December	9,061	9,041
January	10,334	10,246
February	11,613	11,580
March	12,892	12,951
April	14,023	
May	14,184	
June	14,188	

QUALITY

	Quantity	Base Number	Contract	AT	Region	England
% of FP17s for the same patient ID Re-attending within 3 months - Children	85	883	9.6%	12.4%	13.3%	12.3%
% of FP17s for the same patient ID Re-attending within 3 months - Adults	623	2,975	20.9%	17.7%	17.3%	16.7%
% of FP17s for the same patient ID Re-attending between 3 & 9 months - Children	343	883	38.8%	53.8%	58.9%	57.6%
% of FP17s for the same patient ID Re-attending between 3 & 9 months - Adults	995	2,975	33.4%	44.6%	52.2%	50.1%
% of FP17s for Band 1 Urgent Courses	448	3,482	12.9%	11.5%	9.2%	9.1%
% of FP17s Relating to Free Repair or Replacements	69	3,482	2.0%	1.0%	1.0%	0.8%
% of FP17s Relating to Continuations	43	3,482	1.2%	1.4%	1.4%	1.2%
% of Patients satisfied with the dentistry they have received	7	9	N/A	93.9%	93.1%	92.8%
% of Patients satisfied with the time they had to wait for an appointment	9	9	N/A	89.4%	89.5%	88.7%

* This is based on patients treated on this contract for their most recent course of treatment. Figures in italics indicate the base number of FP17s or Patient Questionnaire responses are less than 100. N/A is shown where the base number of responses is less than 10 during the period. % is calculated as Quantity/Base number*100

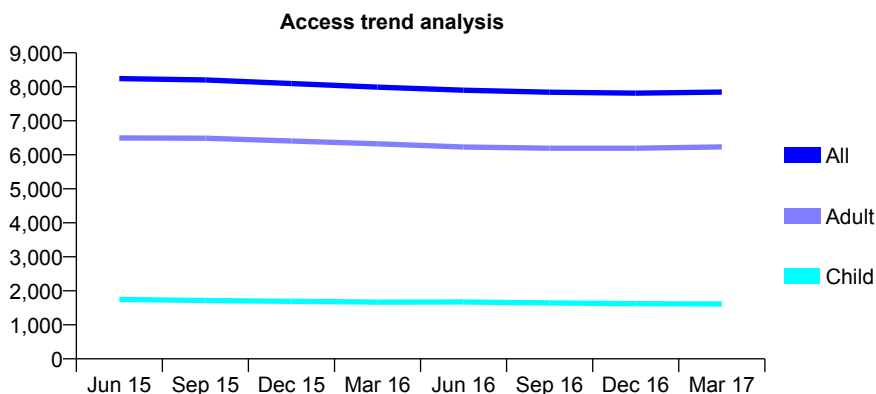
Q48 - Vital Signs At a Glance Contract Report for 644935/0001 - March 2017

Name or company name	MR DA CALDWELL
Contract type name	GDS Contract
Purpose of contract	General
Contract start date	01/05/2008
Contract end date	

16/17 Contracted general activity (UDA)	25,000
Carry forward general activity (UDA)	-223
16/17 Contracted orthodontic activity (UOA)	0
Carry forward orthodontic activity (UOA)	0
Baseline contract value	£651,339.17

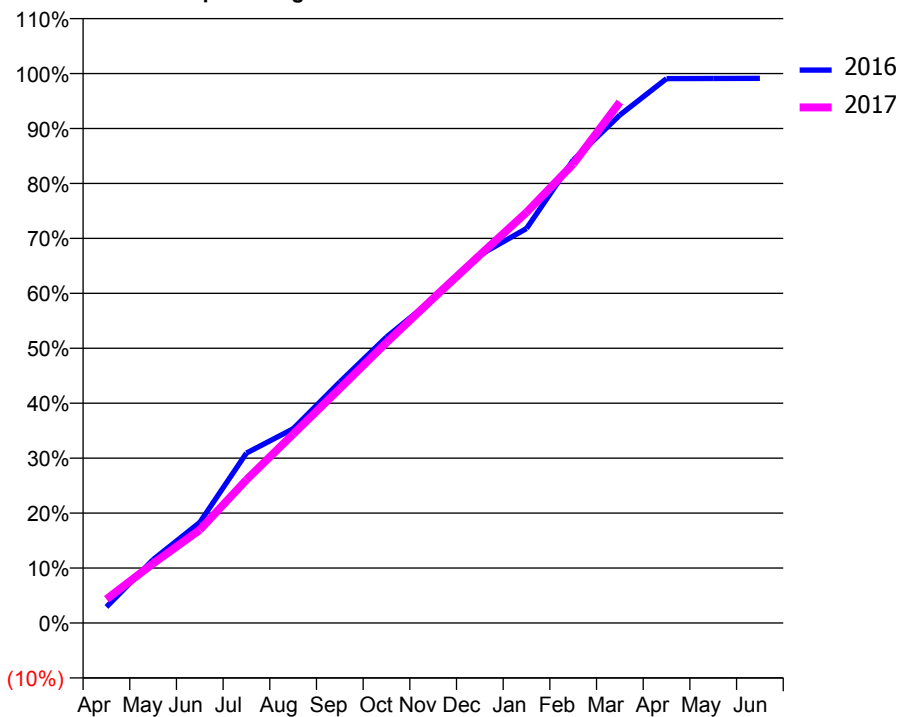
ACCESS*

Patients seen in 24 months	Total	Change since previous quarter
Quarter ending March 2016	7,991	
Quarter ending June 2016	7,901	↓
Quarter ending September 2016	7,840	→
Quarter ending December 2016	7,814	→
Quarter ending March 2017	7,845	→
Variance since March 2016	(1.8%)	↓



ACTIVITY

Cumulative percentage of contracted UDA delivered 2016 & 2017



Month	Adjusted Scheduled Activity (UDA)	
	2016	2017
April	733	1,085
May	2,885	2,710
June	4,577	4,238
July	7,732	6,516
August	8,839	8,595
September	10,965	10,669
October	13,008	12,759
November	14,748	14,768
December	16,739	16,740
January	17,945	18,681
February	21,059	20,883
March	23,114	23,698
April	24,768	
May	24,774	
June	24,777	

QUALITY

	Quantity	Base Number	Contract	AT	Region	England
% of FP17s for the same patient ID Re-attending within 3 months - Children	224	2,993	7.5%	12.4%	13.3%	12.3%
% of FP17s for the same patient ID Re-attending within 3 months - Adults	1,528	8,888	17.2%	17.7%	17.3%	16.7%
% of FP17s for the same patient ID Re-attending between 3 & 9 months - Children	1,985	2,993	66.3%	53.8%	58.9%	57.6%
% of FP17s for the same patient ID Re-attending between 3 & 9 months - Adults	4,301	8,888	48.4%	44.6%	52.2%	50.1%
% of FP17s for Band 1 Urgent Courses	1,023	11,237	9.1%	11.5%	9.2%	9.1%
% of FP17s Relating to Free Repair or Replacements	123	11,237	1.1%	1.0%	1.0%	0.8%
% of FP17s Relating to Continuations	248	11,237	2.2%	1.4%	1.4%	1.2%
% of Patients satisfied with the dentistry they have received	30	30	100.0%	93.9%	93.1%	92.8%
% of Patients satisfied with the time they had to wait for an appointment	29	30	96.7%	89.4%	89.5%	88.7%

* This is based on patients treated on this contract for their most recent course of treatment. Figures in italics indicate the base number of FP17s or Patient Questionnaire responses are less than 100. N/A is shown where the base number of responses is less than 10 during the period. % is calculated as Quantity/Base number*100

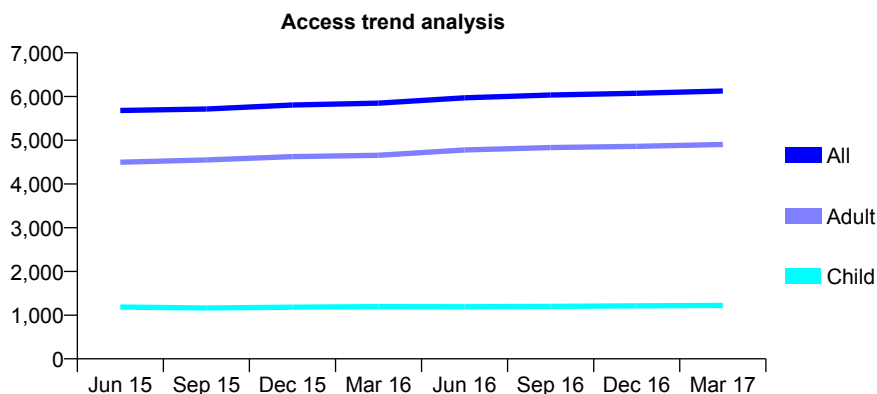
Q48 - Vital Signs At a Glance Contract Report for 651621/0001 - March 2017

Name or company name	MRS A CHAMBERS
Contract type name	GDS Contract
Purpose of contract	General
Contract start date	01/04/2006
Contract end date	

16/17 Contracted general activity (UDA)	15,988
Carry forward general activity (UDA)	337
16/17 Contracted orthodontic activity (UOA)	0
Carry forward orthodontic activity (UOA)	0
Baseline contract value	£372,318.29

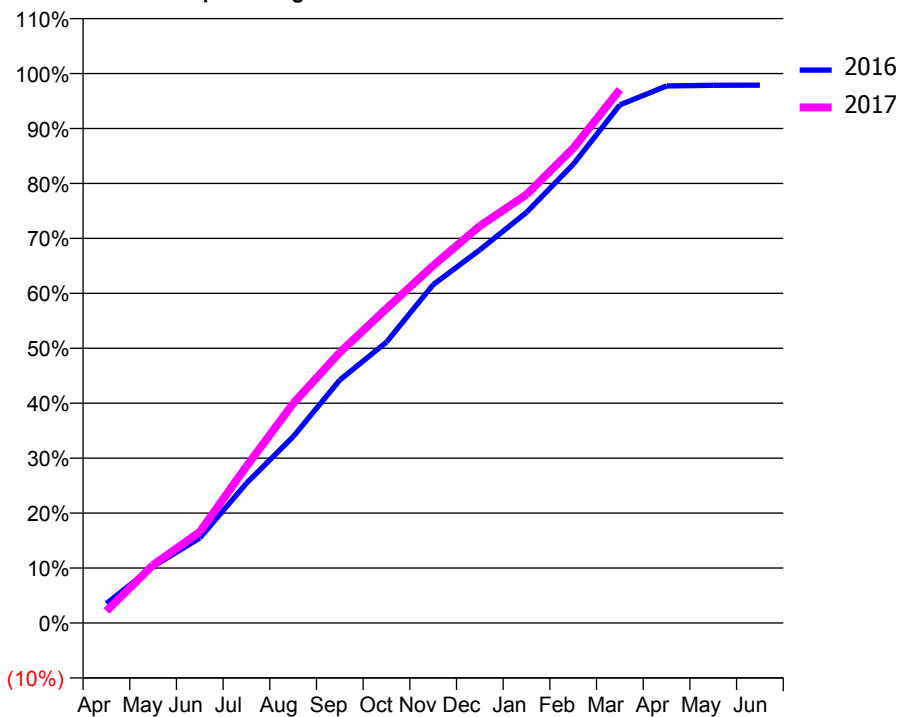
ACCESS*

Patients seen in 24 months	Total	Change since previous quarter
Quarter ending March 2016	5,850	
Quarter ending June 2016	5,971	↑
Quarter ending September 2016	6,034	→
Quarter ending December 2016	6,073	→
Quarter ending March 2017	6,125	→
Variance since March 2016	4.7%	↑



ACTIVITY

Cumulative percentage of contracted UDA delivered 2016 & 2017



Month	Adjusted Scheduled Activity (UDA)	
	2016	2017
April	565	350
May	1,647	1,689
June	2,474	2,652
July	4,069	4,560
August	5,421	6,386
September	7,070	7,873
October	8,172	9,151
November	9,845	10,398
December	10,857	11,551
January	11,946	12,466
February	13,345	13,815
March	15,077	15,521
April	15,625	
May	15,647	
June	15,651	

QUALITY

	Quantity	Base Number	Contract	AT	Region	England
% of FP17s for the same patient ID Re-attending within 3 months - Children	95	1,543	6.2%	12.4%	13.3%	12.3%
% of FP17s for the same patient ID Re-attending within 3 months - Adults	695	5,669	12.3%	17.7%	17.3%	16.7%
% of FP17s for the same patient ID Re-attending between 3 & 9 months - Children	715	1,543	46.3%	53.8%	58.9%	57.6%
% of FP17s for the same patient ID Re-attending between 3 & 9 months - Adults	2,203	5,669	38.9%	44.6%	52.2%	50.1%
% of FP17s for Band 1 Urgent Courses	319	6,300	5.1%	11.5%	9.2%	9.1%
% of FP17s Relating to Free Repair or Replacements	76	6,300	1.2%	1.0%	1.0%	0.8%
% of FP17s Relating to Continuations	169	6,300	2.7%	1.4%	1.4%	1.2%
% of Patients satisfied with the dentistry they have received	10	10	100.0%	93.9%	93.1%	92.8%
% of Patients satisfied with the time they had to wait for an appointment	10	10	100.0%	89.4%	89.5%	88.7%

* This is based on patients treated on this contract for their most recent course of treatment. Figures in italics indicate the base number of FP17s or Patient Questionnaire responses are less than 100. N/A is shown where the base number of responses is less than 10 during the period. % is calculated as Quantity/Base number*100

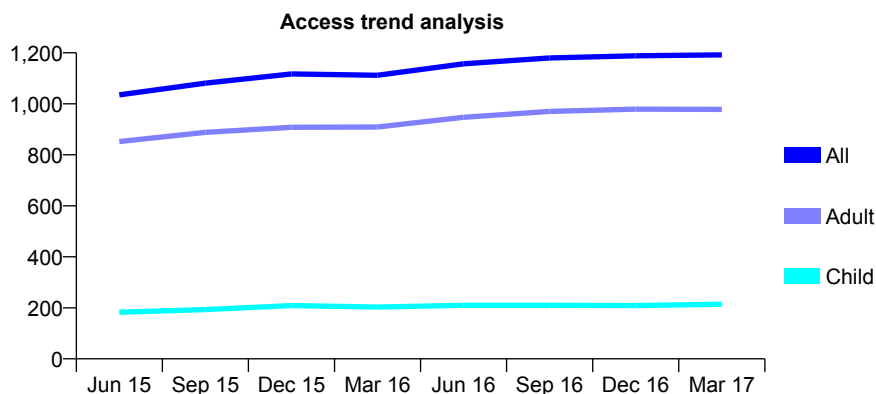
Q48 - Vital Signs At a Glance Contract Report for 659975/0001 - March 2017

Name or company name	MR RP VIJAYANARAYANAN
Contract type name	GDS Contract
Purpose of contract	General
Contract start date	01/04/2006
Contract end date	

16/17 Contracted general activity (UDA)	4,239
Carry forward general activity (UDA)	0
16/17 Contracted orthodontic activity (UOA)	0
Carry forward orthodontic activity (UOA)	0
Baseline contract value	£203,917.31

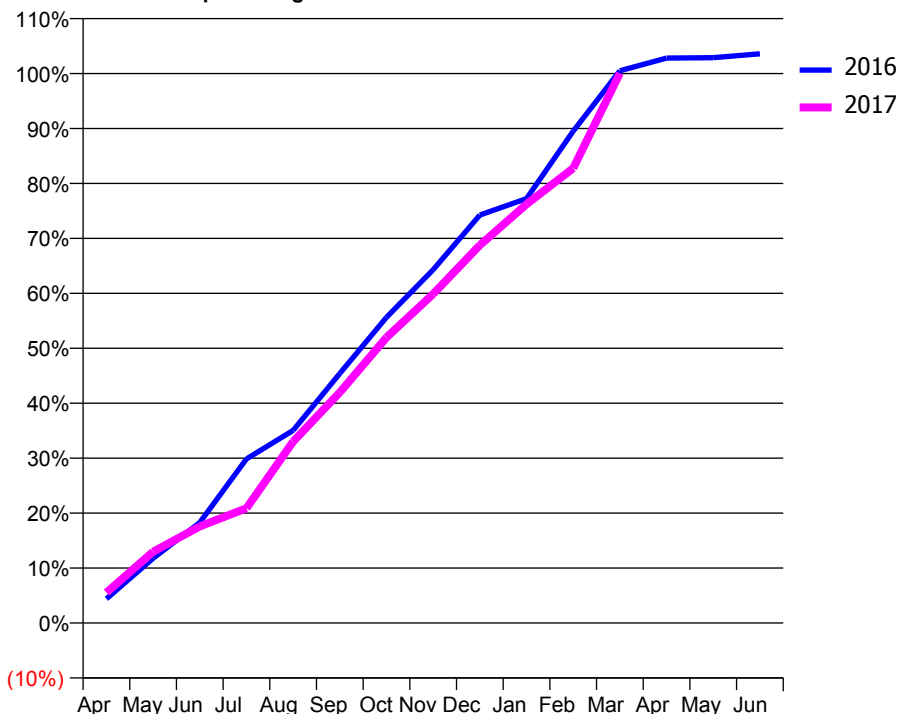
ACCESS*

Patients seen in 24 months	Total	Change since previous quarter
Quarter ending March 2016	1,112	
Quarter ending June 2016	1,157	↑
Quarter ending September 2016	1,180	→
Quarter ending December 2016	1,188	→
Quarter ending March 2017	1,192	→
Variance since March 2016	7.2%	↑



ACTIVITY

Cumulative percentage of contracted UDA delivered 2016 & 2017



Month	Adjusted Scheduled Activity (UDA)	
	2016	2017
April	187	235
May	499	550
June	776	746
July	1,266	886
August	1,486	1,399
September	1,925	1,779
October	2,359	2,202
November	2,725	2,538
December	3,147	2,915
January	3,273	3,231
February	3,795	3,508
March	4,260	4,241
April	4,358	
May	4,361	
June	4,391	

QUALITY

	Quantity	Base Number	Contract	AT	Region	England
% of FP17s for the same patient ID Re-attending within 3 months - Children	6	250	2.4%	12.4%	13.3%	12.3%
% of FP17s for the same patient ID Re-attending within 3 months - Adults	90	1,069	8.4%	17.7%	17.3%	16.7%
% of FP17s for the same patient ID Re-attending between 3 & 9 months - Children	117	250	46.8%	53.8%	58.9%	57.6%
% of FP17s for the same patient ID Re-attending between 3 & 9 months - Adults	501	1,069	46.9%	44.6%	52.2%	50.1%
% of FP17s for Band 1 Urgent Courses	16	1,276	1.3%	11.5%	9.2%	9.1%
% of FP17s Relating to Free Repair or Replacements	4	1,276	0.3%	1.0%	1.0%	0.8%
% of FP17s Relating to Continuations	2	1,276	0.2%	1.4%	1.4%	1.2%
% of Patients satisfied with the dentistry they have received	2	2	N/A	93.9%	93.1%	92.8%
% of Patients satisfied with the time they had to wait for an appointment	1	2	N/A	89.4%	89.5%	88.7%

* This is based on patients treated on this contract for their most recent course of treatment. Figures in italics indicate the base number of FP17s or Patient Questionnaire responses are less than 100. N/A is shown where the base number of responses is less than 10 during the period. % is calculated as Quantity/Base number*100

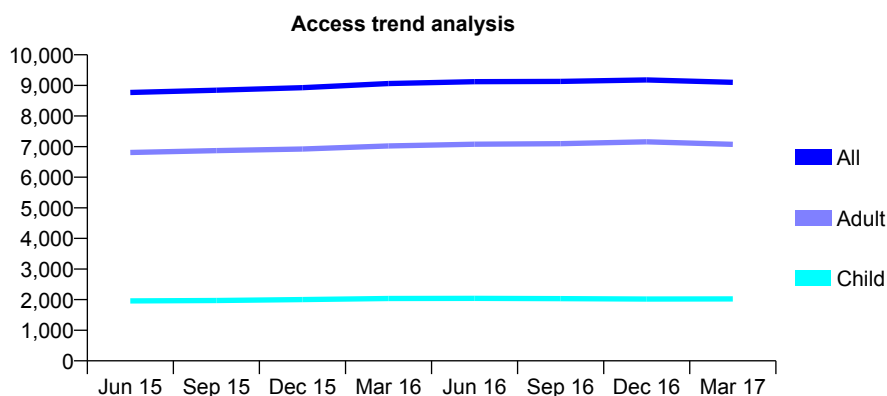
Q48 - Vital Signs At a Glance Contract Report for 672971/0003 - March 2017

Name or company name	MR SA CHU
Contract type name	GDS Contract
Purpose of contract	General
Contract start date	02/01/2013
Contract end date	

16/17 Contracted general activity (UDA)	35,573
Carry forward general activity (UDA)	91
16/17 Contracted orthodontic activity (UOA)	0
Carry forward orthodontic activity (UOA)	0
Baseline contract value	£907,477.73

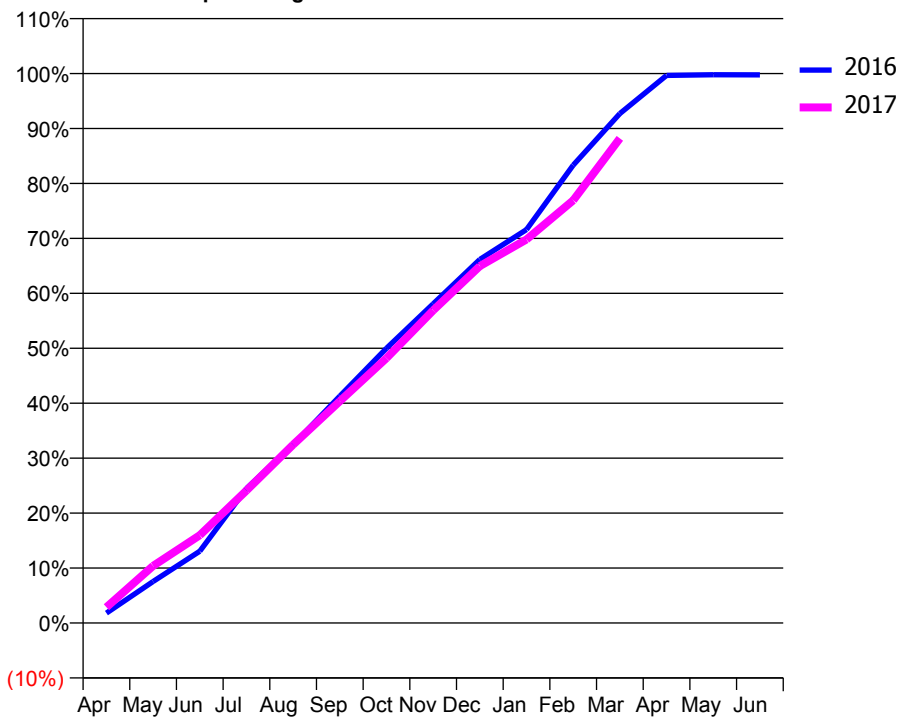
ACCESS*

Patients seen in 24 months	Total	Change since previous quarter
Quarter ending March 2016	9,060	
Quarter ending June 2016	9,122	→
Quarter ending September 2016	9,130	→
Quarter ending December 2016	9,179	→
Quarter ending March 2017	9,099	→
Variance since March 2016	0.4%	→



ACTIVITY

Cumulative percentage of contracted UDA delivered 2016 & 2017



Month	Adjusted Scheduled Activity (UDA)	
	2016	2017
April	642	1,021
May	2,687	3,702
June	4,652	5,683
July	8,704	8,577
August	11,543	11,543
September	14,692	14,363
October	17,785	17,147
November	20,660	20,239
December	23,533	23,109
January	25,474	24,833
February	29,640	27,363
March	32,979	31,372
April	35,447	
May	35,491	
June	35,482	

QUALITY

	Quantity	Base Number	Contract	AT	Region	England
% of FP17s for the same patient ID Re-attending within 3 months - Children	232	2,370	9.8%	12.4%	13.3%	12.3%
% of FP17s for the same patient ID Re-attending within 3 months - Adults	1,909	8,508	22.4%	17.7%	17.3%	16.7%
% of FP17s for the same patient ID Re-attending between 3 & 9 months - Children	873	2,370	36.8%	53.8%	58.9%	57.6%
% of FP17s for the same patient ID Re-attending between 3 & 9 months - Adults	3,172	8,508	37.3%	44.6%	52.2%	50.1%
% of FP17s for Band 1 Urgent Courses	1,921	10,249	18.7%	11.5%	9.2%	9.1%
% of FP17s Relating to Free Repair or Replacements	348	10,249	3.4%	1.0%	1.0%	0.8%
% of FP17s Relating to Continuations	71	10,249	0.7%	1.4%	1.4%	1.2%
% of Patients satisfied with the dentistry they have received	19	20	95.0%	93.9%	93.1%	92.8%
% of Patients satisfied with the time they had to wait for an appointment	18	20	90.0%	89.4%	89.5%	88.7%

* This is based on patients treated on this contract for their most recent course of treatment. Figures in italics indicate the base number of FP17s or Patient Questionnaire responses are less than 100. N/A is shown where the base number of responses is less than 10 during the period. % is calculated as Quantity/Base number*100

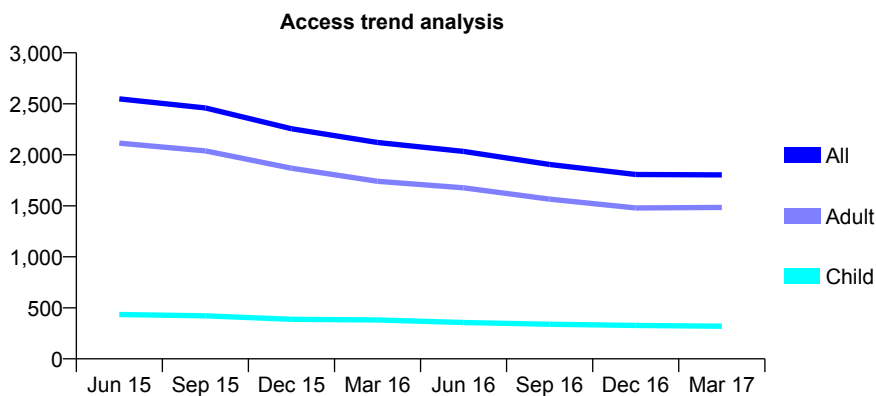
Q48 - Vital Signs At a Glance Contract Report for 674699/0001 - March 2017

Name or company name	MR AA DIRIR
Contract type name	GDS Contract
Purpose of contract	General
Contract start date	01/04/2006
Contract end date	

16/17 Contracted general activity (UDA)	5,213
Carry forward general activity (UDA)	0
16/17 Contracted orthodontic activity (UOA)	0
Carry forward orthodontic activity (UOA)	0
Baseline contract value	£132,984.56

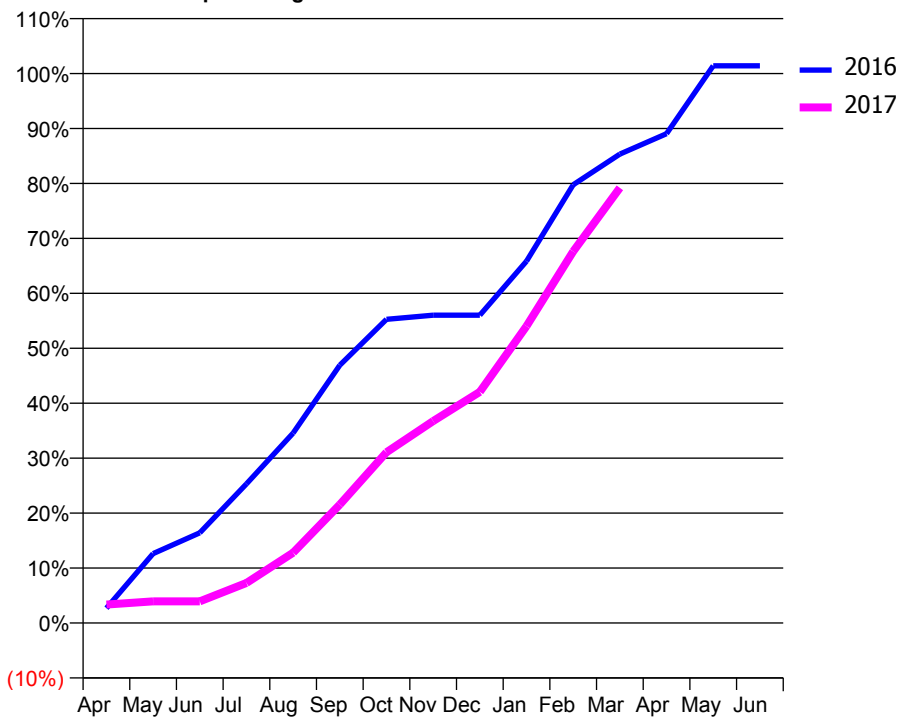
ACCESS*

Patients seen in 24 months	Total	Change since previous quarter
Quarter ending March 2016	2,121	
Quarter ending June 2016	2,033	↓
Quarter ending September 2016	1,905	↓
Quarter ending December 2016	1,807	↓
Quarter ending March 2017	1,803	→
Variance since March 2016	(15.0%)	↓



ACTIVITY

Cumulative percentage of contracted UDA delivered 2016 & 2017



Month	Adjusted Scheduled Activity (UDA)	
	2016	2017
April	168	175
May	785	205
June	1,020	205
July	1,574	380
August	2,147	667
September	2,915	1,123
October	3,434	1,620
November	3,481	1,916
December	3,481	2,193
January	4,091	2,816
February	4,955	3,525
March	5,302	4,129
April	5,533	
May	6,300	
June	6,300	

QUALITY

	Quantity	Base Number	Contract	AT	Region	England
% of FP17s for the same patient ID Re-attending within 3 months - Children	15	256	5.9%	12.4%	13.3%	12.3%
% of FP17s for the same patient ID Re-attending within 3 months - Adults	142	1,343	10.6%	17.7%	17.3%	16.7%
% of FP17s for the same patient ID Re-attending between 3 & 9 months - Children	55	256	21.5%	53.8%	58.9%	57.6%
% of FP17s for the same patient ID Re-attending between 3 & 9 months - Adults	296	1,343	22.0%	44.6%	52.2%	50.1%
% of FP17s for Band 1 Urgent Courses	3	1,274	0.2%	11.5%	9.2%	9.1%
% of FP17s Relating to Free Repair or Replacements	11	1,274	0.9%	1.0%	1.0%	0.8%
% of FP17s Relating to Continuations	24	1,274	1.9%	1.4%	1.4%	1.2%
% of Patients satisfied with the dentistry they have received	5	5	N/A	93.9%	93.1%	92.8%
% of Patients satisfied with the time they had to wait for an appointment	5	5	N/A	89.4%	89.5%	88.7%

* This is based on patients treated on this contract for their most recent course of treatment. Figures in italics indicate the base number of FP17s or Patient Questionnaire responses are less than 100. N/A is shown where the base number of responses is less than 10 during the period. % is calculated as Quantity/Base number*100

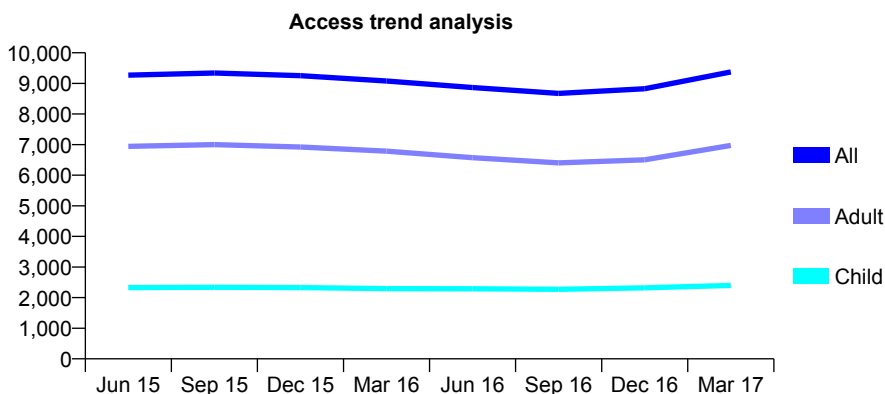
Q48 - Vital Signs At a Glance Contract Report for 682365/0002 - March 2017

Name or company name	MR QM JAFFRI
Contract type name	PDS Contract
Purpose of contract	General
Contract start date	01/04/2006
Contract end date	31/03/2021

16/17 Contracted general activity (UDA)	26,521
Carry forward general activity (UDA)	-130
16/17 Contracted orthodontic activity (UOA)	0
Carry forward orthodontic activity (UOA)	0
Baseline contract value	£765,701.47

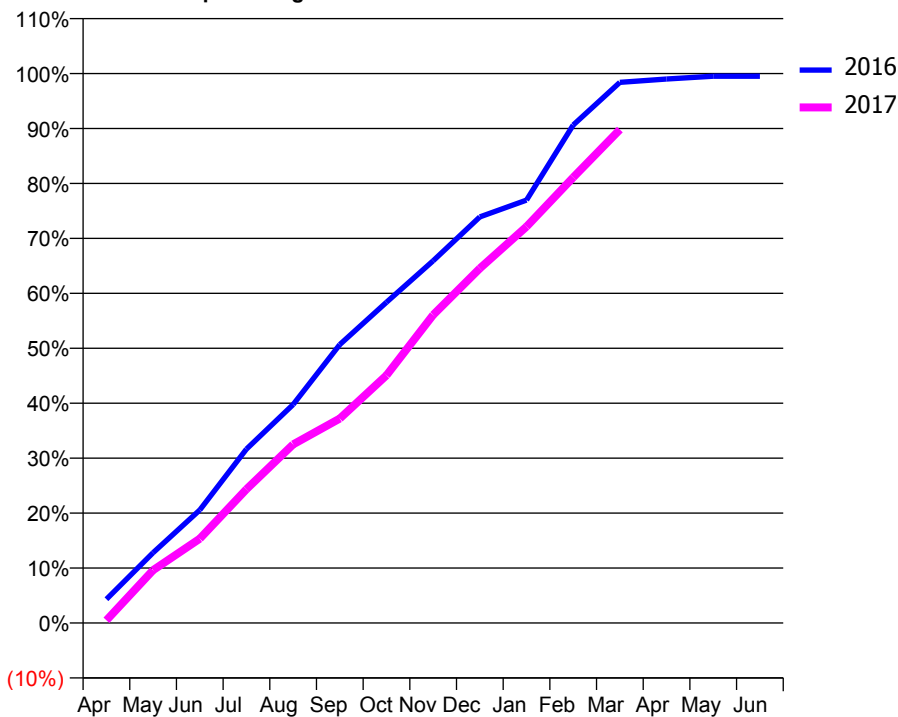
ACCESS*

Patients seen in 24 months	Total	Change since previous quarter
Quarter ending March 2016	9,079	
Quarter ending June 2016	8,865	↓
Quarter ending September 2016	8,673	↓
Quarter ending December 2016	8,827	→
Quarter ending March 2017	9,373	↑
Variance since March 2016	3.2%	↑



ACTIVITY

Cumulative percentage of contracted UDA delivered 2016 & 2017



Month	Adjusted Scheduled Activity (UDA)	
	2016	2017
April	1,149	130
May	3,395	2,554
June	5,457	4,071
July	8,393	6,457
August	10,545	8,619
September	13,443	9,869
October	15,481	11,952
November	17,483	14,868
December	19,597	17,113
January	20,414	19,130
February	24,032	21,507
March	26,097	23,815
April	26,253	
May	26,391	
June	26,391	

QUALITY

	Quantity	Base Number	Contract	AT	Region	England
% of FP17s for the same patient ID Re-attending within 3 months - Children	257	3,734	6.9%	12.4%	13.3%	12.3%
% of FP17s for the same patient ID Re-attending within 3 months - Adults	1,323	8,880	14.9%	17.7%	17.3%	16.7%
% of FP17s for the same patient ID Re-attending between 3 & 9 months - Children	2,292	3,734	61.4%	53.8%	58.9%	57.6%
% of FP17s for the same patient ID Re-attending between 3 & 9 months - Adults	4,467	8,880	50.3%	44.6%	52.2%	50.1%
% of FP17s for Band 1 Urgent Courses	1,819	12,441	14.6%	11.5%	9.2%	9.1%
% of FP17s Relating to Free Repair or Replacements	117	12,441	0.9%	1.0%	1.0%	0.8%
% of FP17s Relating to Continuations	46	12,441	0.4%	1.4%	1.4%	1.2%
% of Patients satisfied with the dentistry they have received	21	21	100.0%	93.9%	93.1%	92.8%
% of Patients satisfied with the time they had to wait for an appointment	20	21	95.2%	89.4%	89.5%	88.7%

* This is based on patients treated on this contract for their most recent course of treatment. Figures in italics indicate the base number of FP17s or Patient Questionnaire responses are less than 100. N/A is shown where the base number of responses is less than 10 during the period. % is calculated as Quantity/Base number*100

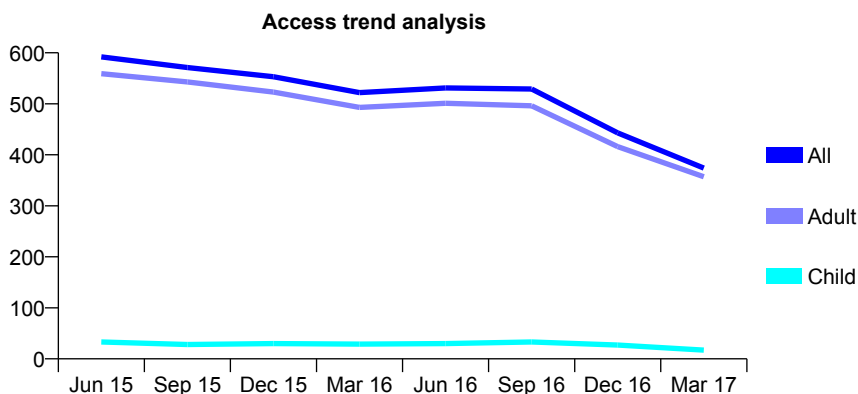
Q48 - Vital Signs At a Glance Contract Report for 682365/0003 - March 2017

Name or company name	MR QM JAFFRI
Contract type name	PDS Contract
Purpose of contract	General
Contract start date	18/04/2006
Contract end date	17/04/2016

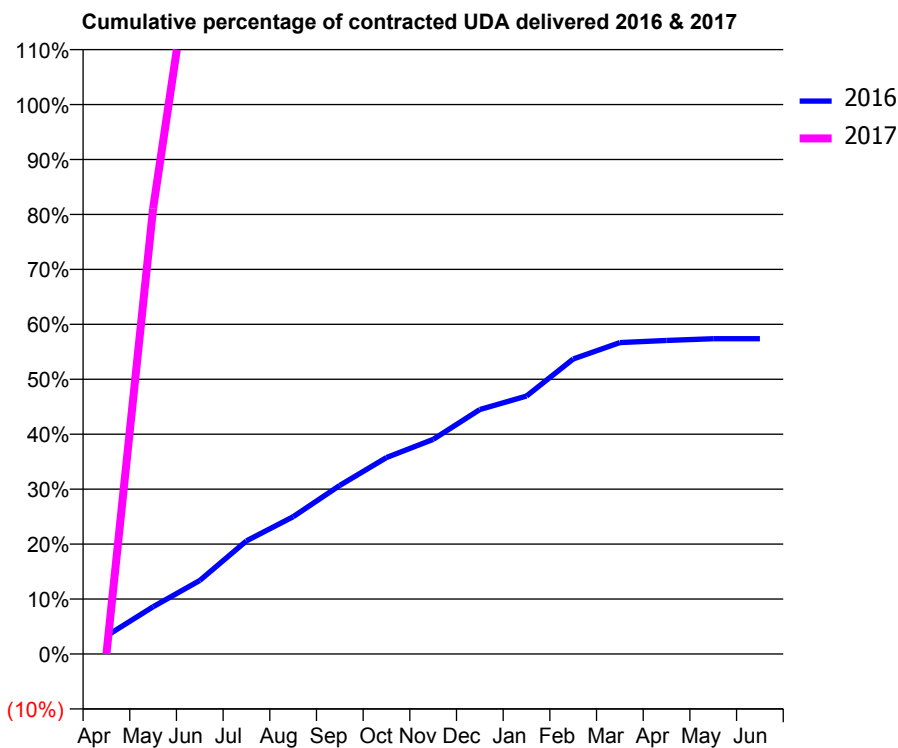
16/17 Contracted general activity (UDA)	74
Carry forward general activity (UDA)	0
16/17 Contracted orthodontic activity (UOA)	0
Carry forward orthodontic activity (UOA)	0
Baseline contract value	£1,948.31

ACCESS*

Patients seen in 24 months	Total	Change since previous quarter
Quarter ending March 2016	522	
Quarter ending June 2016	531	→
Quarter ending September 2016	529	→
Quarter ending December 2016	443	↓
Quarter ending March 2017	374	↓
Variance since March 2016	(28.4%)	↓



ACTIVITY



Month	Adjusted Scheduled Activity (UDA)	
	2016	2017
April	51	0
May	134	60
June	209	102
July	321	188
August	390	284
September	479	328
October	558	398
November	609	461
December	694	468
January	732	468
February	837	468
March	884	468
April	890	
May	895	
June	895	

QUALITY

	Quantity	Base Number	Contract	AT	Region	England
% of FP17s for the same patient ID Re-attending within 3 months - Children	1	35	2.9%	12.4%	13.3%	12.3%
% of FP17s for the same patient ID Re-attending within 3 months - Adults	5	365	1.4%	17.7%	17.3%	16.7%
% of FP17s for the same patient ID Re-attending between 3 & 9 months - Children	0	35	0.0%	53.8%	58.9%	57.6%
% of FP17s for the same patient ID Re-attending between 3 & 9 months - Adults	3	365	0.8%	44.6%	52.2%	50.1%
% of FP17s for Band 1 Urgent Courses	390	390	100.0%	11.5%	9.2%	9.1%
% of FP17s Relating to Free Repair or Replacements	0	390	0.0%	1.0%	1.0%	0.8%
% of FP17s Relating to Continuations	0	390	0.0%	1.4%	1.4%	1.2%
% of Patients satisfied with the dentistry they have received	0	0	N/A	93.9%	93.1%	92.8%
% of Patients satisfied with the time they had to wait for an appointment	0	0	N/A	89.4%	89.5%	88.7%

* This is based on patients treated on this contract for their most recent course of treatment. Figures in italics indicate the base number of FP17s or Patient Questionnaire responses are less than 100. N/A is shown where the base number of responses is less than 10 during the period. % is calculated as Quantity/Base number*100

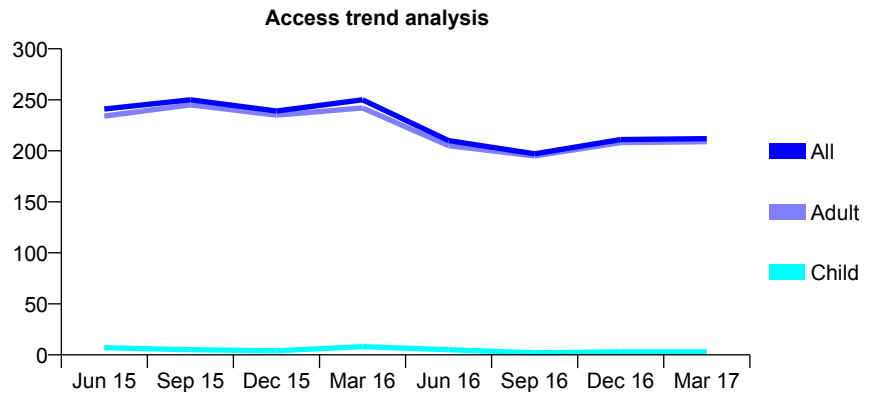
Q48 - Vital Signs At a Glance Contract Report for 685224/0001 - March 2017

Name or company name	MISS J MCGINTY
Contract type name	PDS Contract
Purpose of contract	General
Contract start date	01/04/2006
Contract end date	31/03/2018

16/17 Contracted general activity (UDA)	792
Carry forward general activity (UDA)	0
16/17 Contracted orthodontic activity (UOA)	0
Carry forward orthodontic activity (UOA)	0
Baseline contract value	£68,402.36

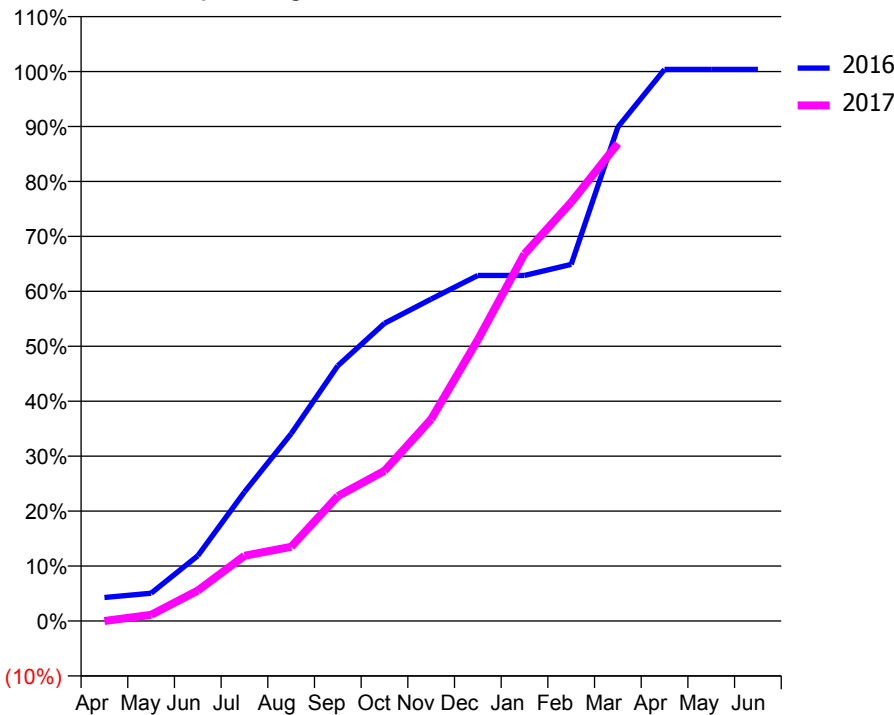
ACCESS*

Patients seen in 24 months	Total	Change since previous quarter
Quarter ending March 2016	250	
Quarter ending June 2016	210	↓
Quarter ending September 2016	197	↓
Quarter ending December 2016	211	↑
Quarter ending March 2017	212	→
Variance since March 2016	(15.2%)	↓



ACTIVITY

Cumulative percentage of contracted UDA delivered 2016 & 2017



Month	Adjusted Scheduled Activity (UDA)	
	2016	2017
April	34	0
May	40	9
June	94	44
July	186	94
August	270	107
September	368	180
October	429	217
November	464	291
December	498	405
January	498	529
February	514	604
March	712	688
April	795	
May	795	
June	795	

QUALITY

	Quantity	Base Number	Contract	AT	Region	England
% of FP17s for the same patient ID Re-attending within 3 months - Children	0	9	0.0%	12.4%	13.3%	12.3%
% of FP17s for the same patient ID Re-attending within 3 months - Adults	9	255	3.5%	17.7%	17.3%	16.7%
% of FP17s for the same patient ID Re-attending between 3 & 9 months - Children	0	9	0.0%	53.8%	58.9%	57.6%
% of FP17s for the same patient ID Re-attending between 3 & 9 months - Adults	4	255	1.6%	44.6%	52.2%	50.1%
% of FP17s for Band 1 Urgent Courses	21	232	9.1%	11.5%	9.2%	9.1%
% of FP17s Relating to Free Repair or Replacements	1	232	0.4%	1.0%	1.0%	0.8%
% of FP17s Relating to Continuations	1	232	0.4%	1.4%	1.4%	1.2%
% of Patients satisfied with the dentistry they have received	0	0	N/A	93.9%	93.1%	92.8%
% of Patients satisfied with the time they had to wait for an appointment	0	0	N/A	89.4%	89.5%	88.7%

* This is based on patients treated on this contract for their most recent course of treatment. Figures in italics indicate the base number of FP17s or Patient Questionnaire responses are less than 100. N/A is shown where the base number of responses is less than 10 during the period. % is calculated as Quantity/Base number*100

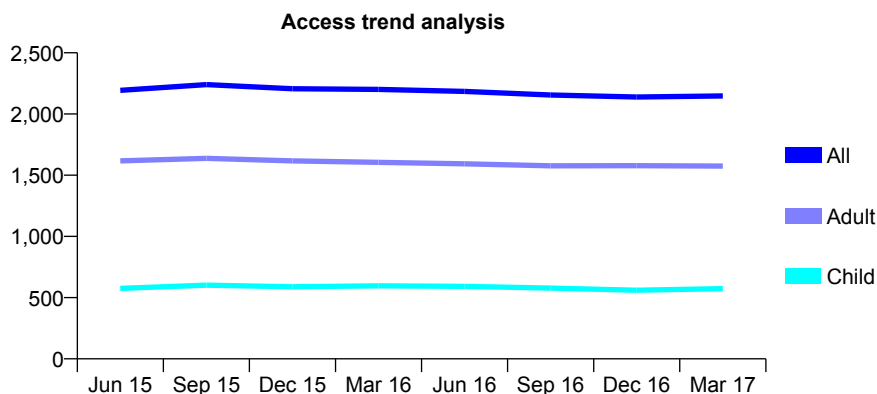
Q48 - Vital Signs At a Glance Contract Report for 732869/0001 - March 2017

Name or company name	MRS CA MCGOWAN-YEO
Contract type name	GDS Contract
Purpose of contract	General
Contract start date	01/04/2006
Contract end date	

16/17 Contracted general activity (UDA)	8,300
Carry forward general activity (UDA)	0
16/17 Contracted orthodontic activity (UOA)	0
Carry forward orthodontic activity (UOA)	0
Baseline contract value	£232,519.14

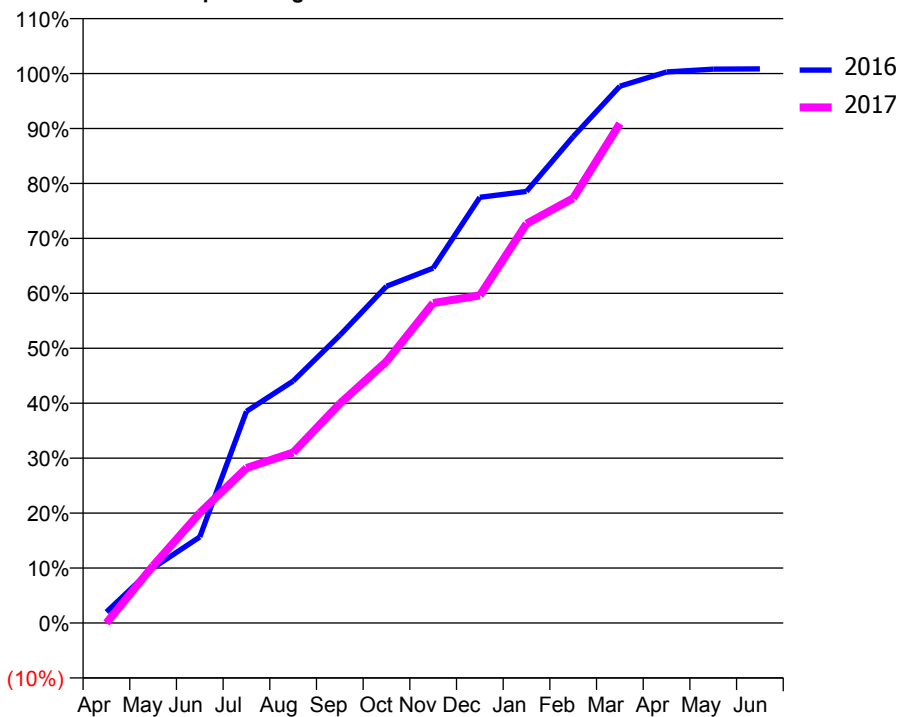
ACCESS*

Patients seen in 24 months	Total	Change since previous quarter
Quarter ending March 2016	2,201	
Quarter ending June 2016	2,185	→
Quarter ending September 2016	2,155	↓
Quarter ending December 2016	2,139	→
Quarter ending March 2017	2,148	→
Variance since March 2016	(2.4%)	↓



ACTIVITY

Cumulative percentage of contracted UDA delivered 2016 & 2017



Month	Adjusted Scheduled Activity (UDA)	
	2016	2017
April	166	0
May	833	866
June	1,300	1,662
July	3,198	2,341
August	3,656	2,575
September	4,346	3,314
October	5,086	3,950
November	5,360	4,833
December	6,429	4,947
January	6,520	6,032
February	7,347	6,415
March	8,108	7,545
April	8,323	
May	8,367	
June	8,370	

QUALITY

	Quantity	Base Number	Contract	AT	Region	England
% of FP17s for the same patient ID Re-attending within 3 months - Children	93	737	12.6%	12.4%	13.3%	12.3%
% of FP17s for the same patient ID Re-attending within 3 months - Adults	1,038	2,621	39.6%	17.7%	17.3%	16.7%
% of FP17s for the same patient ID Re-attending between 3 & 9 months - Children	355	737	48.2%	53.8%	58.9%	57.6%
% of FP17s for the same patient ID Re-attending between 3 & 9 months - Adults	875	2,621	33.4%	44.6%	52.2%	50.1%
% of FP17s for Band 1 Urgent Courses	396	3,253	12.2%	11.5%	9.2%	9.1%
% of FP17s Relating to Free Repair or Replacements	77	3,253	2.4%	1.0%	1.0%	0.8%
% of FP17s Relating to Continuations	345	3,253	10.6%	1.4%	1.4%	1.2%
% of Patients satisfied with the dentistry they have received	5	5	N/A	93.9%	93.1%	92.8%
% of Patients satisfied with the time they had to wait for an appointment	5	5	N/A	89.4%	89.5%	88.7%

* This is based on patients treated on this contract for their most recent course of treatment. Figures in italics indicate the base number of FP17s or Patient Questionnaire responses are less than 100. N/A is shown where the base number of responses is less than 10 during the period. % is calculated as Quantity/Base number*100

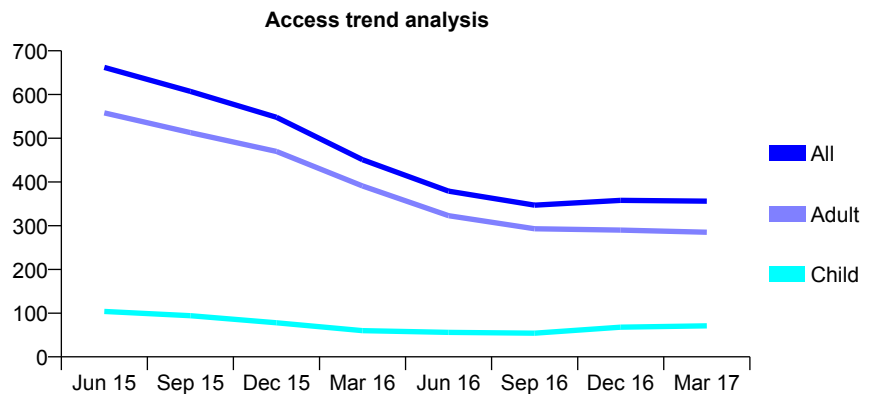
Q48 - Vital Signs At a Glance Contract Report for 737542/0001 - March 2017

Name or company name	MR GJ LUMLEY
Contract type name	PDS Contract
Purpose of contract	General
Contract start date	01/04/2006
Contract end date	31/03/2017

16/17 Contracted general activity (UDA)	2,000
Carry forward general activity (UDA)	0
16/17 Contracted orthodontic activity (UOA)	0
Carry forward orthodontic activity (UOA)	0
Baseline contract value	£47,300.11

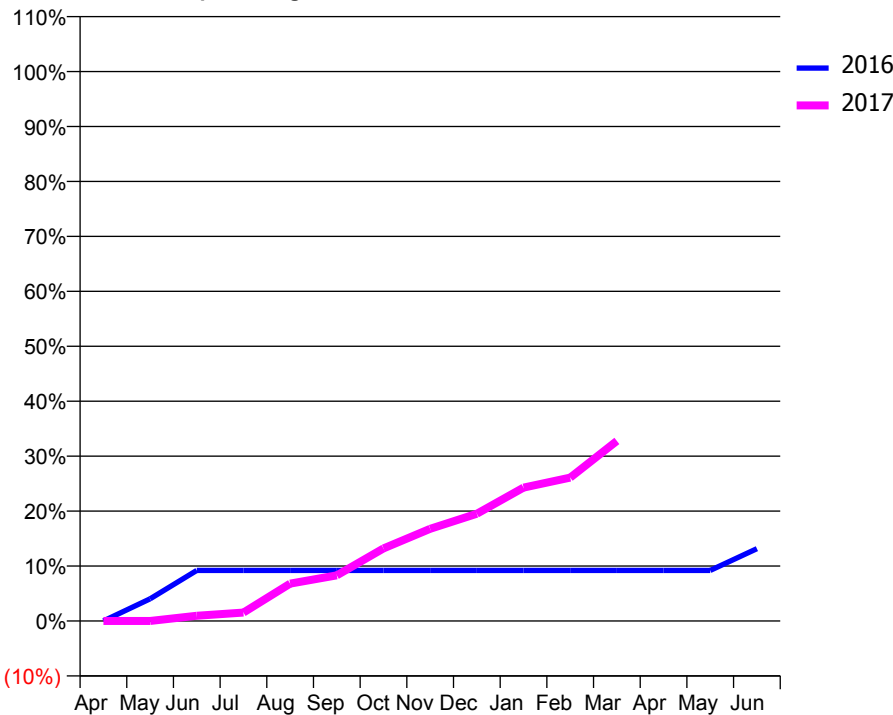
ACCESS*

Patients seen in 24 months	Total	Change since previous quarter
Quarter ending March 2016	451	
Quarter ending June 2016	379	↓
Quarter ending September 2016	347	↓
Quarter ending December 2016	358	↑
Quarter ending March 2017	356	→
Variance since March 2016	(21.1%)	↓



ACTIVITY

Cumulative percentage of contracted UDA delivered 2016 & 2017



Month	Adjusted Scheduled Activity (UDA)	
	2016	2017
April	0	0
May	81	0
June	184	19
July	184	31
August	184	136
September	184	166
October	184	264
November	184	335
December	184	390
January	184	485
February	184	522
March	184	656
April	184	
May	184	
June	263	

QUALITY

	Quantity	Base Number	Contract	AT	Region	England
% of FP17s for the same patient ID Re-attending within 3 months - Children	0	91	0.0%	12.4%	13.3%	12.3%
% of FP17s for the same patient ID Re-attending within 3 months - Adults	8	311	2.6%	17.7%	17.3%	16.7%
% of FP17s for the same patient ID Re-attending between 3 & 9 months - Children	9	91	9.9%	53.8%	58.9%	57.6%
% of FP17s for the same patient ID Re-attending between 3 & 9 months - Adults	22	311	7.1%	44.6%	52.2%	50.1%
% of FP17s for Band 1 Urgent Courses	18	338	5.3%	11.5%	9.2%	9.1%
% of FP17s Relating to Free Repair or Replacements	0	338	0.0%	1.0%	1.0%	0.8%
% of FP17s Relating to Continuations	0	338	0.0%	1.4%	1.4%	1.2%
% of Patients satisfied with the dentistry they have received	1	1	N/A	93.9%	93.1%	92.8%
% of Patients satisfied with the time they had to wait for an appointment	1	1	N/A	89.4%	89.5%	88.7%

* This is based on patients treated on this contract for their most recent course of treatment. Figures in italics indicate the base number of FP17s or Patient Questionnaire responses are less than 100. N/A is shown where the base number of responses is less than 10 during the period. % is calculated as Quantity/Base number*100

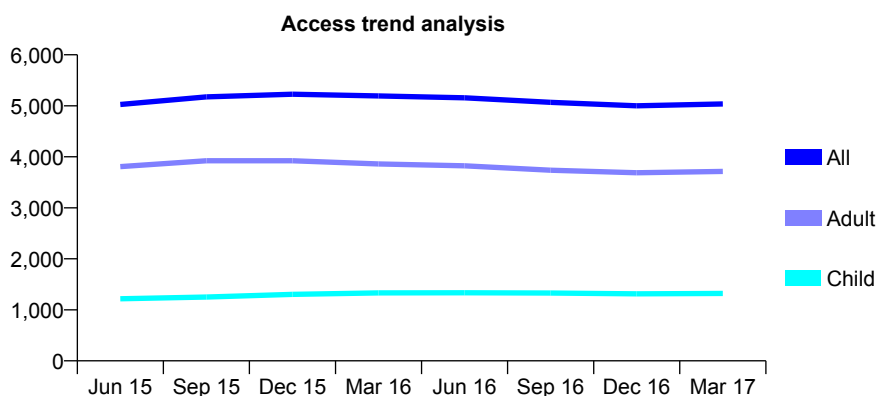
Q48 - Vital Signs At a Glance Contract Report for 738425/0001 - March 2017

Name or company name	MR P MARTIN
Contract type name	GDS Contract
Purpose of contract	General
Contract start date	01/04/2006
Contract end date	

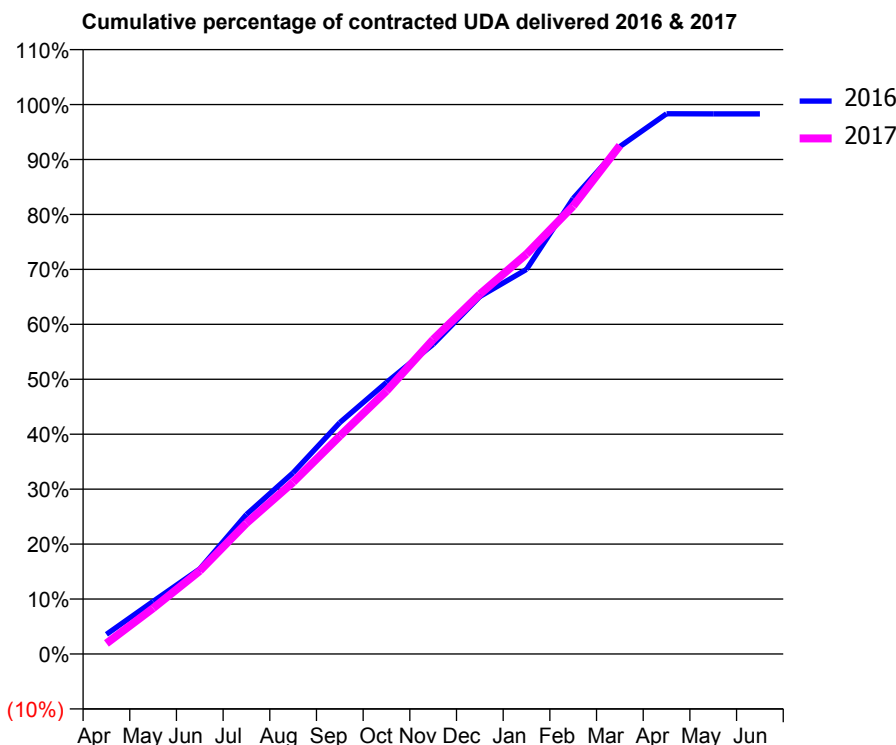
16/17 Contracted general activity (UDA)	12,370
Carry forward general activity (UDA)	210
16/17 Contracted orthodontic activity (UOA)	0
Carry forward orthodontic activity (UOA)	0
Baseline contract value	£330,287.08

ACCESS*

Patients seen in 24 months	Total	Change since previous quarter
Quarter ending March 2016	5,193	
Quarter ending June 2016	5,158	→
Quarter ending September 2016	5,068	↓
Quarter ending December 2016	5,001	↓
Quarter ending March 2017	5,037	→
Variance since March 2016	(3.0%)	↓



ACTIVITY



Month	Adjusted Scheduled Activity (UDA)	
	2016	2017
April	442	238
May	1,184	1,031
June	1,915	1,871
July	3,142	2,946
August	4,080	3,867
September	5,211	4,907
October	6,113	5,920
November	6,973	7,080
December	8,046	8,099
January	8,660	9,005
February	10,254	10,083
March	11,422	11,447
April	12,161	
May	12,160	
June	12,160	

QUALITY

	Quantity	Base Number	Contract	AT	Region	England
% of FP17s for the same patient ID Re-attending within 3 months - Children	218	2,270	9.6%	12.4%	13.3%	12.3%
% of FP17s for the same patient ID Re-attending within 3 months - Adults	960	4,737	20.3%	17.7%	17.3%	16.7%
% of FP17s for the same patient ID Re-attending between 3 & 9 months - Children	1,489	2,270	65.6%	53.8%	58.9%	57.6%
% of FP17s for the same patient ID Re-attending between 3 & 9 months - Adults	2,034	4,737	42.9%	44.6%	52.2%	50.1%
% of FP17s for Band 1 Urgent Courses	768	5,736	13.4%	11.5%	9.2%	9.1%
% of FP17s Relating to Free Repair or Replacements	73	5,736	1.3%	1.0%	1.0%	0.8%
% of FP17s Relating to Continuations	17	5,736	0.3%	1.4%	1.4%	1.2%
% of Patients satisfied with the dentistry they have received	4	4	N/A	93.9%	93.1%	92.8%
% of Patients satisfied with the time they had to wait for an appointment	4	4	N/A	89.4%	89.5%	88.7%

* This is based on patients treated on this contract for their most recent course of treatment. Figures in italics indicate the base number of FP17s or Patient Questionnaire responses are less than 100. N/A is shown where the base number of responses is less than 10 during the period. % is calculated as Quantity/Base number*100

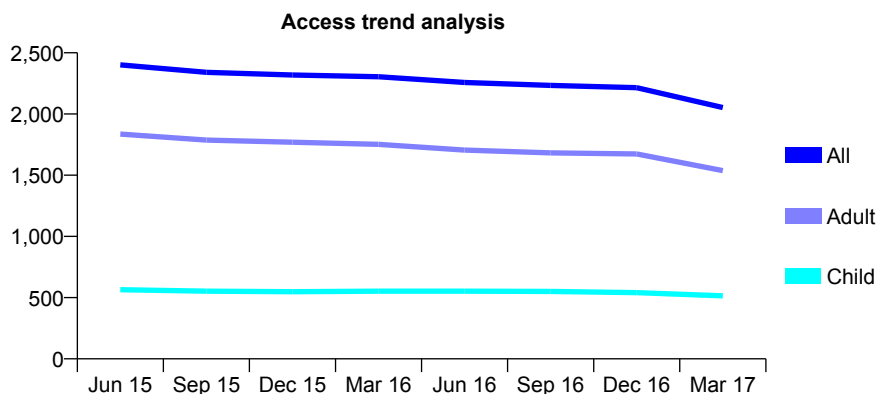
Q48 - Vital Signs At a Glance Contract Report for 742449/0001 - March 2017

Name or company name	MR DK LEE
Contract type name	GDS Contract
Purpose of contract	General
Contract start date	01/04/2006
Contract end date	

16/17 Contracted general activity (UDA)	9,401
Carry forward general activity (UDA)	0
16/17 Contracted orthodontic activity (UOA)	0
Carry forward orthodontic activity (UOA)	0
Baseline contract value	£219,836.09

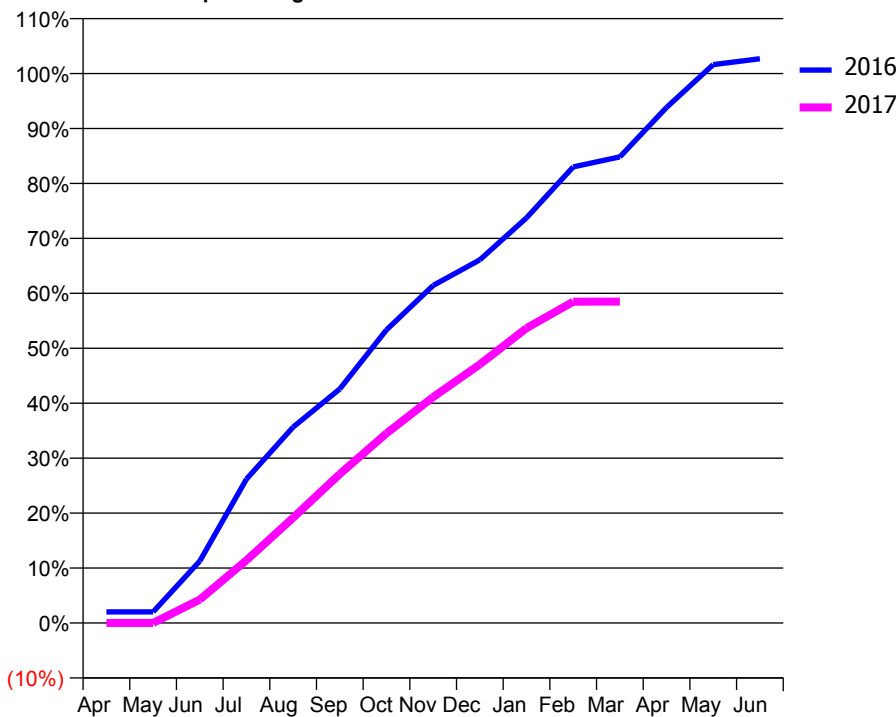
ACCESS*

Patients seen in 24 months	Total	Change since previous quarter
Quarter ending March 2016	2,305	
Quarter ending June 2016	2,258	↓
Quarter ending September 2016	2,234	↓
Quarter ending December 2016	2,215	→
Quarter ending March 2017	2,053	↓
Variance since March 2016	(10.9%)	↓



ACTIVITY

Cumulative percentage of contracted UDA delivered 2016 & 2017



Month	Adjusted Scheduled Activity (UDA)	
	2016	2017
April	191	0
May	191	0
June	1,059	401
July	2,463	1,073
August	3,352	1,801
September	4,005	2,550
October	5,014	3,244
November	5,775	3,865
December	6,214	4,426
January	6,932	5,046
February	7,803	5,498
March	7,973	5,499
April	8,821	
May	9,552	
June	9,653	

QUALITY

	Quantity	Base Number	Contract	AT	Region	England
% of FP17s for the same patient ID Re-attending within 3 months - Children	77	717	10.7%	12.4%	13.3%	12.3%
% of FP17s for the same patient ID Re-attending within 3 months - Adults	473	2,088	22.7%	17.7%	17.3%	16.7%
% of FP17s for the same patient ID Re-attending between 3 & 9 months - Children	402	717	56.1%	53.8%	58.9%	57.6%
% of FP17s for the same patient ID Re-attending between 3 & 9 months - Adults	1,020	2,088	48.9%	44.6%	52.2%	50.1%
% of FP17s for Band 1 Urgent Courses	292	2,094	13.9%	11.5%	9.2%	9.1%
% of FP17s Relating to Free Repair or Replacements	59	2,094	2.8%	1.0%	1.0%	0.8%
% of FP17s Relating to Continuations	0	2,094	0.0%	1.4%	1.4%	1.2%
% of Patients satisfied with the dentistry they have received	5	5	N/A	93.9%	93.1%	92.8%
% of Patients satisfied with the time they had to wait for an appointment	4	5	N/A	89.4%	89.5%	88.7%

* This is based on patients treated on this contract for their most recent course of treatment. Figures in italics indicate the base number of FP17s or Patient Questionnaire responses are less than 100. N/A is shown where the base number of responses is less than 10 during the period. % is calculated as Quantity/Base number*100

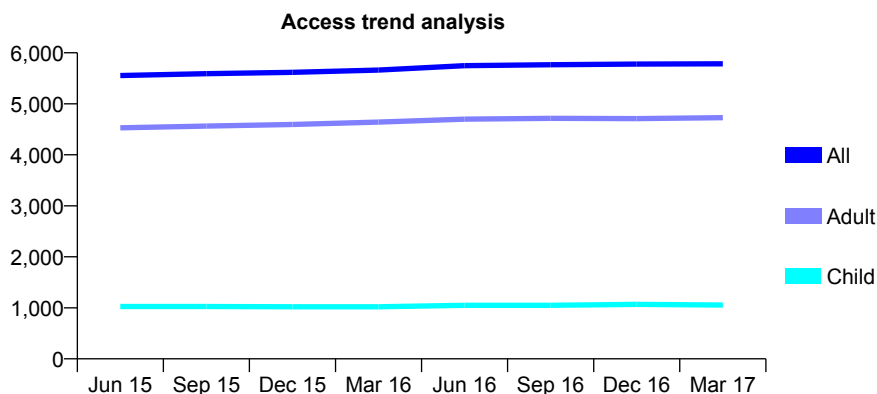
Q48 - Vital Signs At a Glance Contract Report for 742988/0001 - March 2017

Name or company name	MR AJ JONES
Contract type name	GDS Contract
Purpose of contract	General
Contract start date	01/04/2006
Contract end date	

16/17 Contracted general activity (UDA)	19,456
Carry forward general activity (UDA)	0
16/17 Contracted orthodontic activity (UOA)	0
Carry forward orthodontic activity (UOA)	0
Baseline contract value	£642,512.27

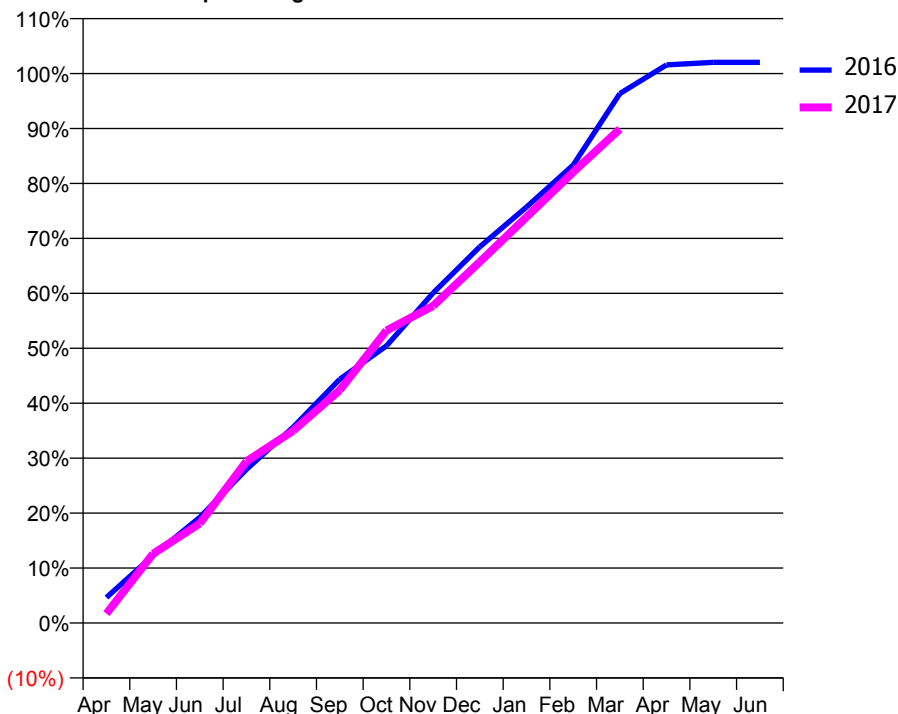
ACCESS*

Patients seen in 24 months	Total	Change since previous quarter
Quarter ending March 2016	5,662	
Quarter ending June 2016	5,748	→
Quarter ending September 2016	5,766	→
Quarter ending December 2016	5,778	→
Quarter ending March 2017	5,784	→
Variance since March 2016	2.2%	↑



ACTIVITY

Cumulative percentage of contracted UDA delivered 2016 & 2017



Month	Adjusted Scheduled Activity (UDA)	
	2016	2017
April	905	334
May	2,392	2,452
June	3,743	3,524
July	5,441	5,724
August	6,931	6,807
September	8,633	8,248
October	9,813	10,358
November	11,687	11,228
December	13,320	12,789
January	14,729	14,376
February	16,215	15,963
March	18,746	17,489
April	19,762	
May	19,849	
June	19,853	

QUALITY

	Quantity	Base Number	Contract	AT	Region	England
% of FP17s for the same patient ID Re-attending within 3 months - Children	240	1,918	12.5%	12.4%	13.3%	12.3%
% of FP17s for the same patient ID Re-attending within 3 months - Adults	1,104	6,479	17.0%	17.7%	17.3%	16.7%
% of FP17s for the same patient ID Re-attending between 3 & 9 months - Children	1,194	1,918	62.3%	53.8%	58.9%	57.6%
% of FP17s for the same patient ID Re-attending between 3 & 9 months - Adults	3,159	6,479	48.8%	44.6%	52.2%	50.1%
% of FP17s for Band 1 Urgent Courses	824	7,924	10.4%	11.5%	9.2%	9.1%
% of FP17s Relating to Free Repair or Replacements	54	7,924	0.7%	1.0%	1.0%	0.8%
% of FP17s Relating to Continuations	138	7,924	1.7%	1.4%	1.4%	1.2%
% of Patients satisfied with the dentistry they have received	24	25	96.0%	93.9%	93.1%	92.8%
% of Patients satisfied with the time they had to wait for an appointment	22	25	88.0%	89.4%	89.5%	88.7%

* This is based on patients treated on this contract for their most recent course of treatment. Figures in italics indicate the base number of FP17s or Patient Questionnaire responses are less than 100. N/A is shown where the base number of responses is less than 10 during the period. % is calculated as Quantity/Base number*100

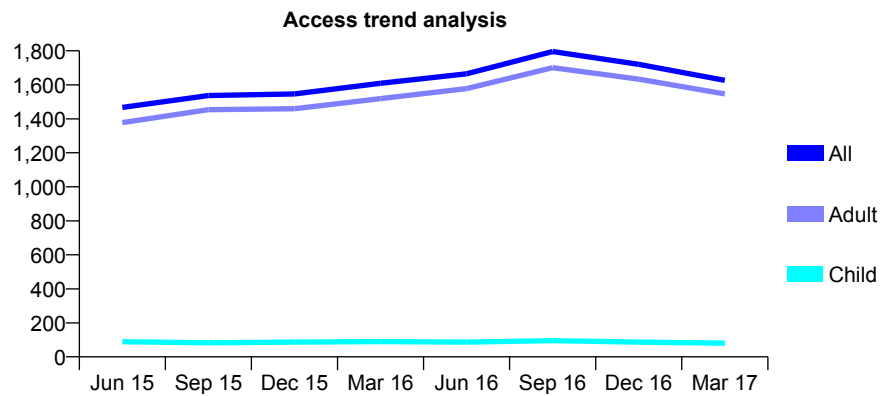
Q48 - Vital Signs At a Glance Contract Report for 742988/0002 - March 2017

Name or company name	MR AJ JONES
Contract type name	PDS Contract
Purpose of contract	General
Contract start date	15/10/2007
Contract end date	31/03/2017

16/17 Contracted general activity (UDA)	750
Carry forward general activity (UDA)	0
16/17 Contracted orthodontic activity (UOA)	0
Carry forward orthodontic activity (UOA)	0
Baseline contract value	£157,193.31

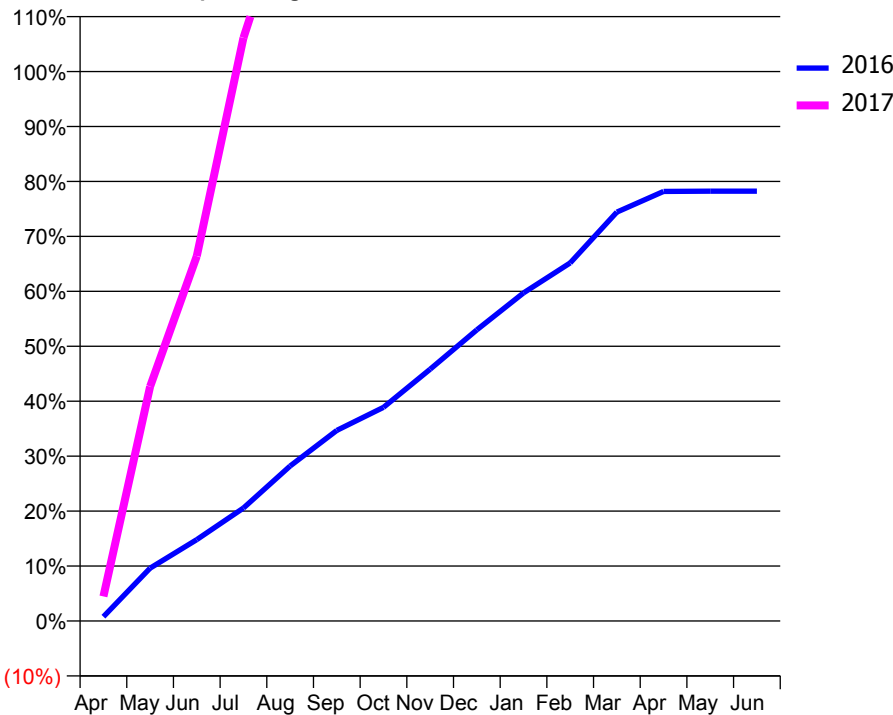
ACCESS*

Patients seen in 24 months	Total	Change since previous quarter
Quarter ending March 2016	1,609	
Quarter ending June 2016	1,665	↑
Quarter ending September 2016	1,796	↑
Quarter ending December 2016	1,720	↓
Quarter ending March 2017	1,626	↓
Variance since March 2016	1.1%	→



ACTIVITY

Cumulative percentage of contracted UDA delivered 2016 & 2017



Month	Adjusted Scheduled Activity (UDA)	
	2016	2017
April	24	34
May	289	320
June	444	498
July	617	796
August	847	989
September	1,041	1,242
October	1,167	1,354
November	1,375	1,533
December	1,590	1,607
January	1,792	1,746
February	1,955	1,793
March	2,233	1,879
April	2,345	
May	2,346	
June	2,346	

QUALITY

	Quantity	Base Number	Contract	AT	Region	England
% of FP17s for the same patient ID Re-attending within 3 months - Children	6	109	5.5%	12.4%	13.3%	12.3%
% of FP17s for the same patient ID Re-attending within 3 months - Adults	87	1,549	5.6%	17.7%	17.3%	16.7%
% of FP17s for the same patient ID Re-attending between 3 & 9 months - Children	4	109	3.7%	53.8%	58.9%	57.6%
% of FP17s for the same patient ID Re-attending between 3 & 9 months - Adults	53	1,549	3.4%	44.6%	52.2%	50.1%
% of FP17s for Band 1 Urgent Courses	1,521	1,555	97.8%	11.5%	9.2%	9.1%
% of FP17s Relating to Free Repair or Replacements	0	1,555	0.0%	1.0%	1.0%	0.8%
% of FP17s Relating to Continuations	0	1,555	0.0%	1.4%	1.4%	1.2%
% of Patients satisfied with the dentistry they have received	1	2	N/A	93.9%	93.1%	92.8%
% of Patients satisfied with the time they had to wait for an appointment	2	2	N/A	89.4%	89.5%	88.7%

* This is based on patients treated on this contract for their most recent course of treatment. Figures in italics indicate the base number of FP17s or Patient Questionnaire responses are less than 100. N/A is shown where the base number of responses is less than 10 during the period. % is calculated as Quantity/Base number*100

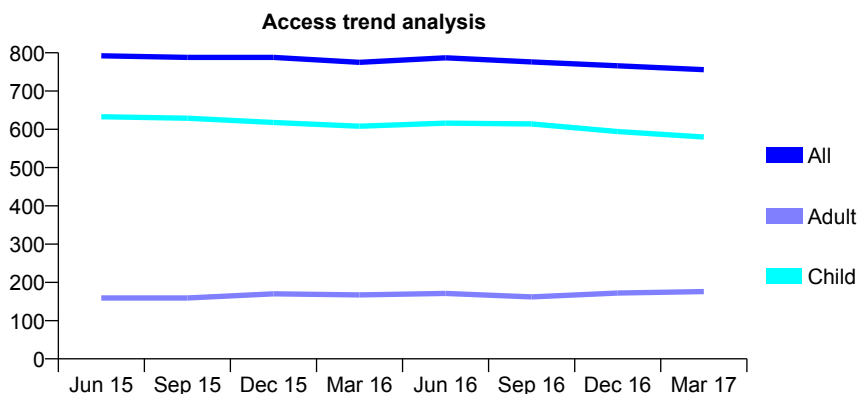
Q48 - Vital Signs At a Glance Contract Report for 755575/0001 - March 2017

Name or company name	MRS LE BACKSTROM
Contract type name	PDS Contract
Purpose of contract	General
Contract start date	01/04/2006
Contract end date	31/03/2018

16/17 Contracted general activity (UDA)	1,700
Carry forward general activity (UDA)	0
16/17 Contracted orthodontic activity (UOA)	0
Carry forward orthodontic activity (UOA)	0
Baseline contract value	£43,367.31

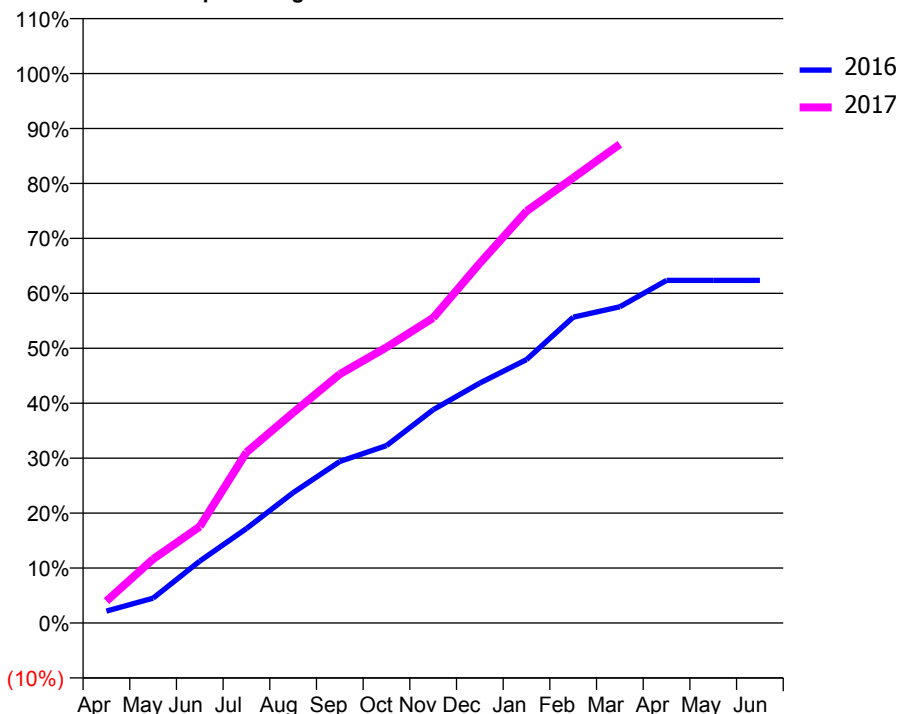
ACCESS*

Patients seen in 24 months	Total	Change since previous quarter
Quarter ending March 2016	775	
Quarter ending June 2016	787	→
Quarter ending September 2016	776	↓
Quarter ending December 2016	766	↓
Quarter ending March 2017	756	↓
Variance since March 2016	(2.5%)	↓



ACTIVITY

Cumulative percentage of contracted UDA delivered 2016 & 2017



Adjusted Scheduled Activity (UDA)

Month	2016	2017
April	59	68
May	123	198
June	307	298
July	468	528
August	646	651
September	802	770
October	880	853
November	1,058	944
December	1,191	1,113
January	1,307	1,274
February	1,517	1,377
March	1,569	1,481
April	1,700	
May	1,700	
June	1,700	

QUALITY

	Quantity	Base Number	Contract	AT	Region	England
% of FP17s for the same patient ID Re-attending within 3 months - Children	99	1,068	9.3%	12.4%	13.3%	12.3%
% of FP17s for the same patient ID Re-attending within 3 months - Adults	12	134	9.0%	17.7%	17.3%	16.7%
% of FP17s for the same patient ID Re-attending between 3 & 9 months - Children	750	1,068	70.2%	53.8%	58.9%	57.6%
% of FP17s for the same patient ID Re-attending between 3 & 9 months - Adults	92	134	68.7%	44.6%	52.2%	50.1%
% of FP17s for Band 1 Urgent Courses	7	1,087	0.6%	11.5%	9.2%	9.1%
% of FP17s Relating to Free Repair or Replacements	0	1,087	0.0%	1.0%	1.0%	0.8%
% of FP17s Relating to Continuations	0	1,087	0.0%	1.4%	1.4%	1.2%
% of Patients satisfied with the dentistry they have received	0	0	N/A	93.9%	93.1%	92.8%
% of Patients satisfied with the time they had to wait for an appointment	0	0	N/A	89.4%	89.5%	88.7%

* This is based on patients treated on this contract for their most recent course of treatment. Figures in italics indicate the base number of FP17s or Patient Questionnaire responses are less than 100. N/A is shown where the base number of responses is less than 10 during the period. % is calculated as Quantity/Base number*100

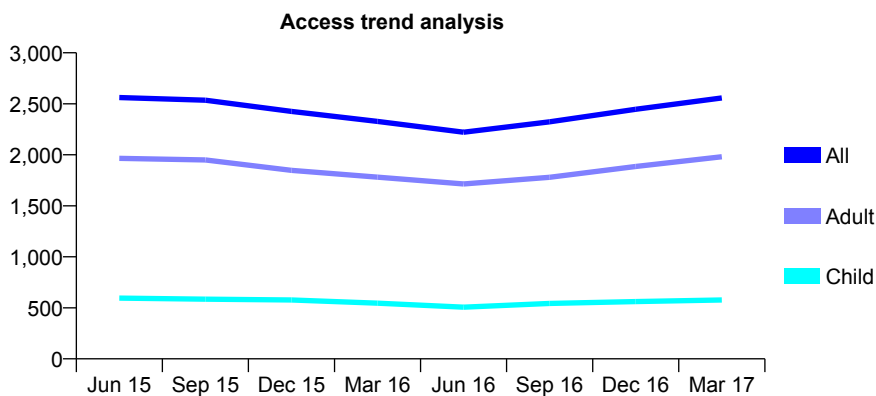
Q48 - Vital Signs At a Glance Contract Report for 761583/0001 - March 2017

Name or company name	MR M MCGOVERN
Contract type name	GDS Contract
Purpose of contract	General
Contract start date	01/04/2006
Contract end date	

16/17 Contracted general activity (UDA)	10,400
Carry forward general activity (UDA)	0
16/17 Contracted orthodontic activity (UOA)	0
Carry forward orthodontic activity (UOA)	0
Baseline contract value	£265,783.68

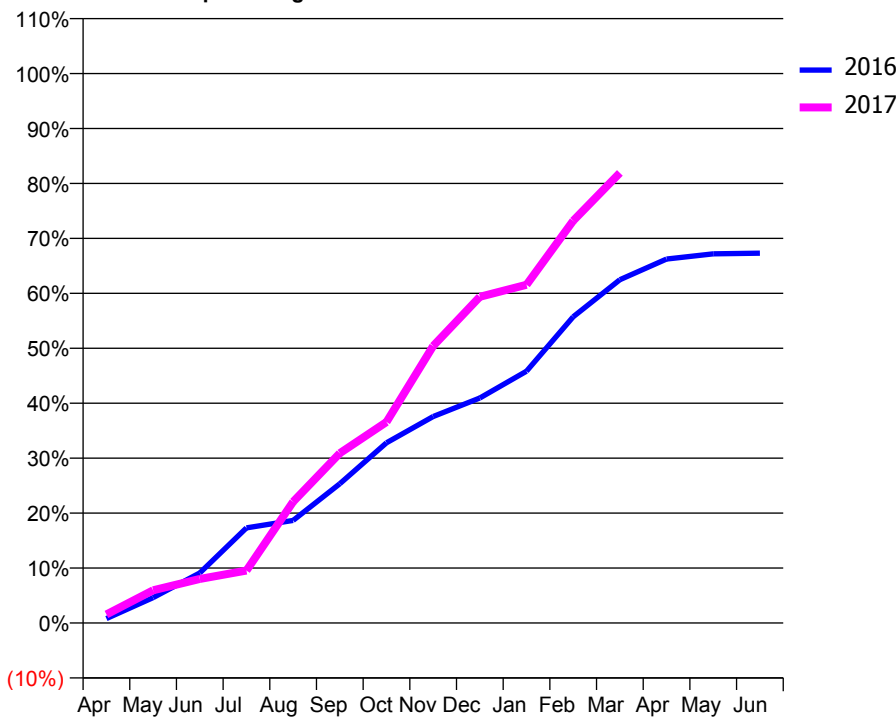
ACCESS*

Patients seen in 24 months	Total	Change since previous quarter
Quarter ending March 2016	2,327	
Quarter ending June 2016	2,221	↓
Quarter ending September 2016	2,323	↑
Quarter ending December 2016	2,446	↑
Quarter ending March 2017	2,558	↑
Variance since March 2016	9.9%	↑



ACTIVITY

Cumulative percentage of contracted UDA delivered 2016 & 2017



Month	Adjusted Scheduled Activity (UDA)	
	2016	2017
April	84	163
May	481	620
June	947	834
July	1,801	992
August	1,942	2,296
September	2,636	3,215
October	3,412	3,804
November	3,908	5,242
December	4,258	6,175
January	4,765	6,401
February	5,795	7,613
March	6,499	8,519
April	6,889	
May	6,988	
June	7,001	

QUALITY

	Quantity	Base Number	Contract	AT	Region	England
% of FP17s for the same patient ID Re-attending within 3 months - Children	87	743	11.7%	12.4%	13.3%	12.3%
% of FP17s for the same patient ID Re-attending within 3 months - Adults	681	2,649	25.7%	17.7%	17.3%	16.7%
% of FP17s for the same patient ID Re-attending between 3 & 9 months - Children	231	743	31.1%	53.8%	58.9%	57.6%
% of FP17s for the same patient ID Re-attending between 3 & 9 months - Adults	754	2,649	28.5%	44.6%	52.2%	50.1%
% of FP17s for Band 1 Urgent Courses	244	3,179	7.7%	11.5%	9.2%	9.1%
% of FP17s Relating to Free Repair or Replacements	78	3,179	2.5%	1.0%	1.0%	0.8%
% of FP17s Relating to Continuations	54	3,179	1.7%	1.4%	1.4%	1.2%
% of Patients satisfied with the dentistry they have received	9	11	81.8%	93.9%	93.1%	92.8%
% of Patients satisfied with the time they had to wait for an appointment	9	11	81.8%	89.4%	89.5%	88.7%

* This is based on patients treated on this contract for their most recent course of treatment. Figures in italics indicate the base number of FP17s or Patient Questionnaire responses are less than 100. N/A is shown where the base number of responses is less than 10 during the period. % is calculated as Quantity/Base number*100

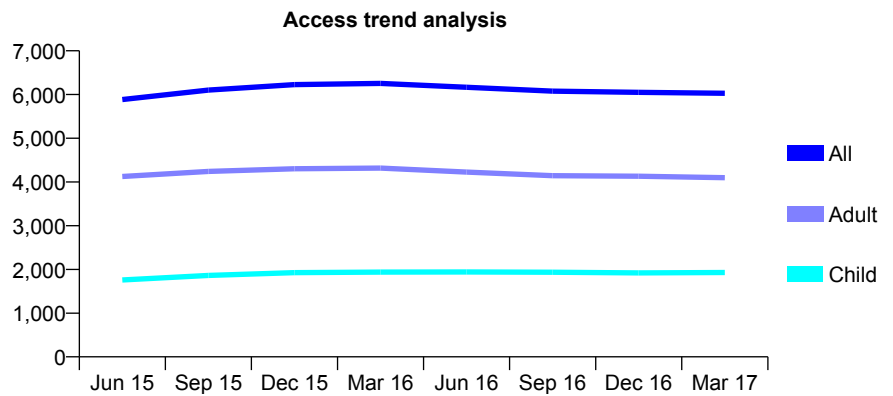
Q48 - Vital Signs At a Glance Contract Report for 780502/0001 - March 2017

Name or company name	MISS ML DUTHIE
Contract type name	GDS Contract
Purpose of contract	General
Contract start date	01/04/2006
Contract end date	

16/17 Contracted general activity (UDA)	18,780
Carry forward general activity (UDA)	0
16/17 Contracted orthodontic activity (UOA)	0
Carry forward orthodontic activity (UOA)	0
Baseline contract value	£479,081.14

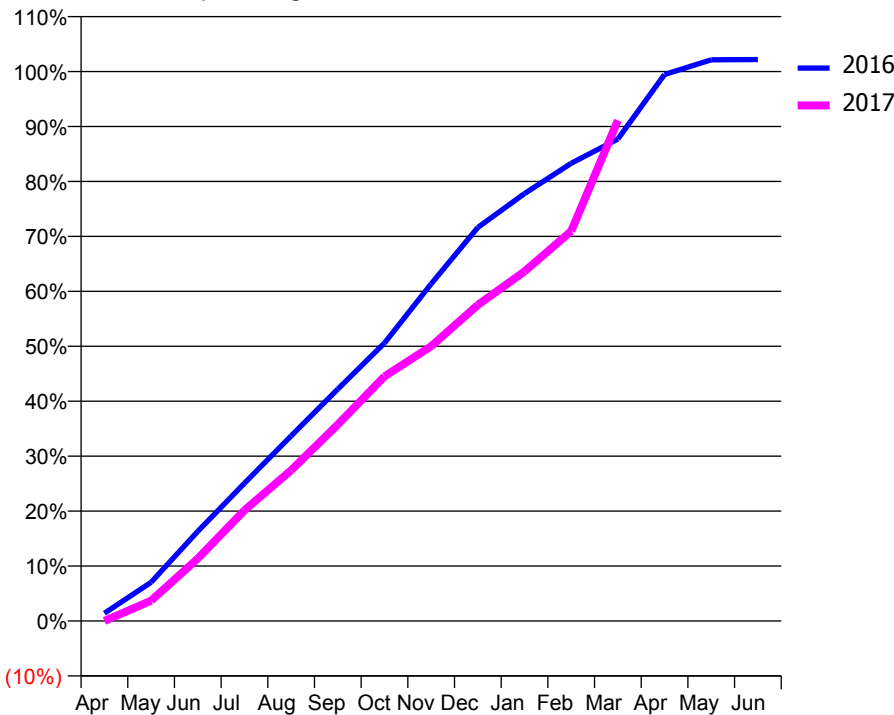
ACCESS*

Patients seen in 24 months	Total	Change since previous quarter
Quarter ending March 2016	6,255	
Quarter ending June 2016	6,165	↓
Quarter ending September 2016	6,078	↓
Quarter ending December 2016	6,049	→
Quarter ending March 2017	6,028	→
Variance since March 2016	(3.6%)	↓



ACTIVITY

Cumulative percentage of contracted UDA delivered 2016 & 2017



Month	Adjusted Scheduled Activity (UDA)	
	2016	2017
April	266	0
May	1,324	694
June	3,064	2,137
July	4,708	3,783
August	6,328	5,153
September	7,928	6,715
October	9,499	8,363
November	11,523	9,388
December	13,453	10,804
January	14,607	11,946
February	15,642	13,325
March	16,475	17,112
April	18,676	
May	19,180	
June	19,189	

QUALITY

	Quantity	Base Number	Contract	AT	Region	England
% of FP17s for the same patient ID Re-attending within 3 months - Children	197	3,709	5.3%	12.4%	13.3%	12.3%
% of FP17s for the same patient ID Re-attending within 3 months - Adults	571	5,103	11.2%	17.7%	17.3%	16.7%
% of FP17s for the same patient ID Re-attending between 3 & 9 months - Children	2,636	3,709	71.1%	53.8%	58.9%	57.6%
% of FP17s for the same patient ID Re-attending between 3 & 9 months - Adults	2,144	5,103	42.0%	44.6%	52.2%	50.1%
% of FP17s for Band 1 Urgent Courses	269	7,578	3.5%	11.5%	9.2%	9.1%
% of FP17s Relating to Free Repair or Replacements	36	7,578	0.5%	1.0%	1.0%	0.8%
% of FP17s Relating to Continuations	43	7,578	0.6%	1.4%	1.4%	1.2%
% of Patients satisfied with the dentistry they have received	7	7	N/A	93.9%	93.1%	92.8%
% of Patients satisfied with the time they had to wait for an appointment	6	7	N/A	89.4%	89.5%	88.7%

* This is based on patients treated on this contract for their most recent course of treatment. Figures in italics indicate the base number of FP17s or Patient Questionnaire responses are less than 100. N/A is shown where the base number of responses is less than 10 during the period. % is calculated as Quantity/Base number*100

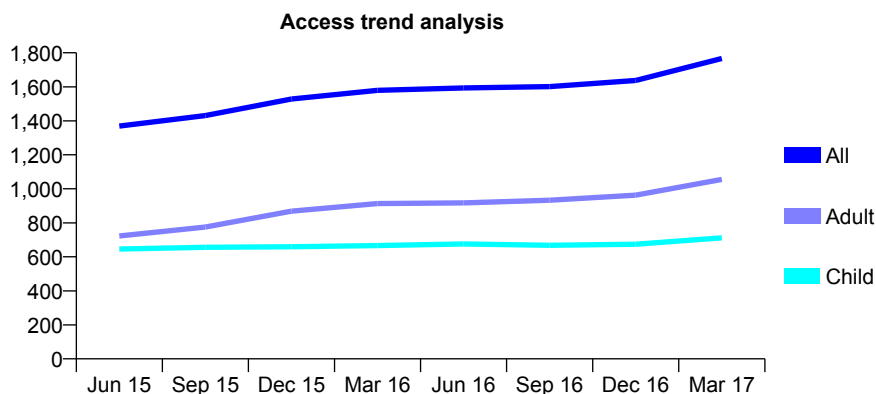
Q48 - Vital Signs At a Glance Contract Report for 787914/0001 - March 2017

Name or company name	MR P SMITH
Contract type name	PDS Contract
Purpose of contract	General
Contract start date	01/01/2011
Contract end date	31/12/2020

16/17 Contracted general activity (UDA)	3,200
Carry forward general activity (UDA)	204
16/17 Contracted orthodontic activity (UOA)	0
Carry forward orthodontic activity (UOA)	0
Baseline contract value	£107,321.32

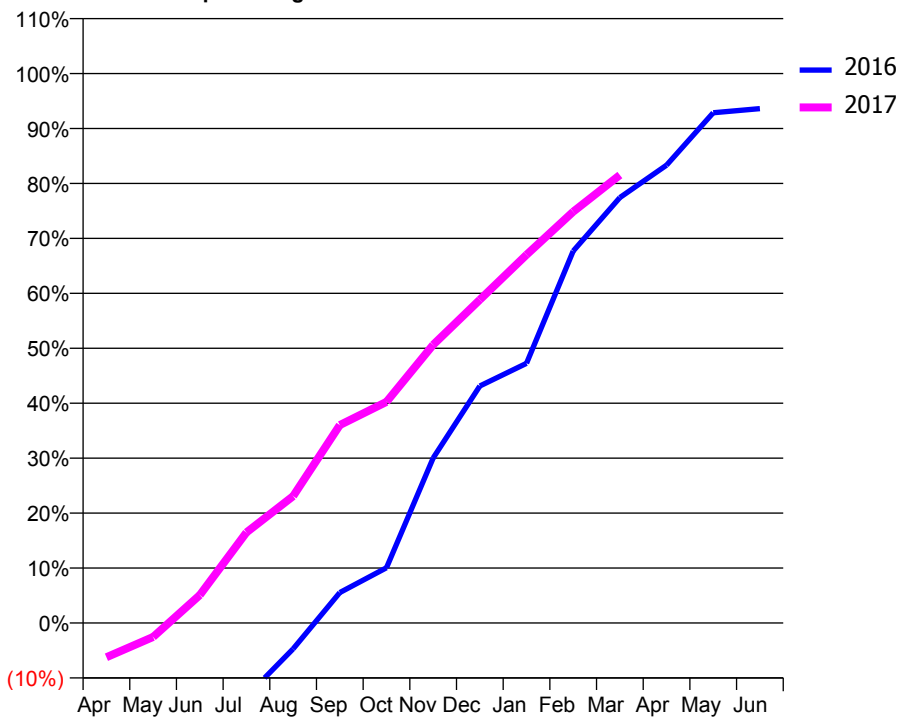
ACCESS*

Patients seen in 24 months	Total	Change since previous quarter
Quarter ending March 2016	1,579	
Quarter ending June 2016	1,593	→
Quarter ending September 2016	1,601	→
Quarter ending December 2016	1,637	↑
Quarter ending March 2017	1,767	↑
Variance since March 2016	11.9%	↑



ACTIVITY

Cumulative percentage of contracted UDA delivered 2016 & 2017



Month	Adjusted Scheduled Activity (UDA)	
	2016	2017
April	-779	-200
May	-649	-82
June	-649	162
July	-429	527
August	-151	739
September	177	1,153
October	322	1,288
November	961	1,620
December	1,381	1,883
January	1,512	2,144
February	2,166	2,395
March	2,478	2,609
April	2,666	
May	2,972	
June	2,996	

QUALITY

	Quantity	Base Number	Contract	AT	Region	England
% of FP17s for the same patient ID Re-attending within 3 months - Children	175	1,197	14.6%	12.4%	13.3%	12.3%
% of FP17s for the same patient ID Re-attending within 3 months - Adults	157	1,024	15.3%	17.7%	17.3%	16.7%
% of FP17s for the same patient ID Re-attending between 3 & 9 months - Children	709	1,197	59.2%	53.8%	58.9%	57.6%
% of FP17s for the same patient ID Re-attending between 3 & 9 months - Adults	354	1,024	34.6%	44.6%	52.2%	50.1%
% of FP17s for Band 1 Urgent Courses	103	1,577	6.5%	11.5%	9.2%	9.1%
% of FP17s Relating to Free Repair or Replacements	1	1,577	0.1%	1.0%	1.0%	0.8%
% of FP17s Relating to Continuations	22	1,577	1.4%	1.4%	1.4%	1.2%
% of Patients satisfied with the dentistry they have received	3	4	N/A	93.9%	93.1%	92.8%
% of Patients satisfied with the time they had to wait for an appointment	4	4	N/A	89.4%	89.5%	88.7%

* This is based on patients treated on this contract for their most recent course of treatment. Figures in italics indicate the base number of FP17s or Patient Questionnaire responses are less than 100. N/A is shown where the base number of responses is less than 10 during the period. % is calculated as Quantity/Base number*100

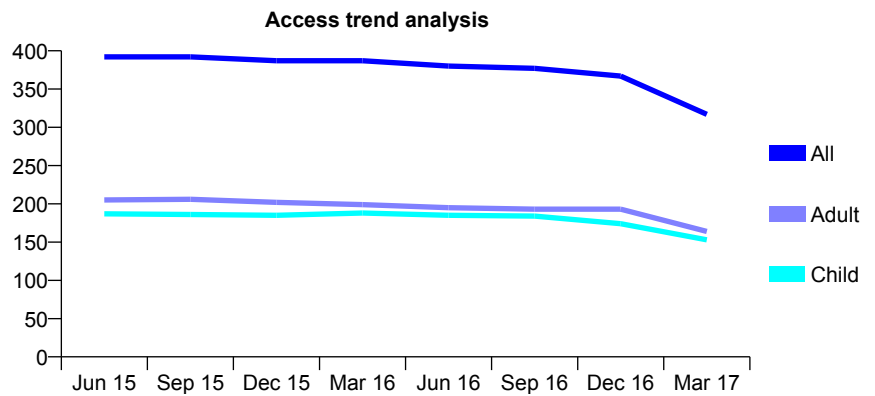
Q48 - Vital Signs At a Glance Contract Report for 803499/0001 - March 2017

Name or company name	MR SA CROSTON
Contract type name	GDS Contract
Purpose of contract	General
Contract start date	01/04/2006
Contract end date	

16/17 Contracted general activity (UDA)	1,696
Carry forward general activity (UDA)	0
16/17 Contracted orthodontic activity (UOA)	0
Carry forward orthodontic activity (UOA)	0
Baseline contract value	£43,265.26

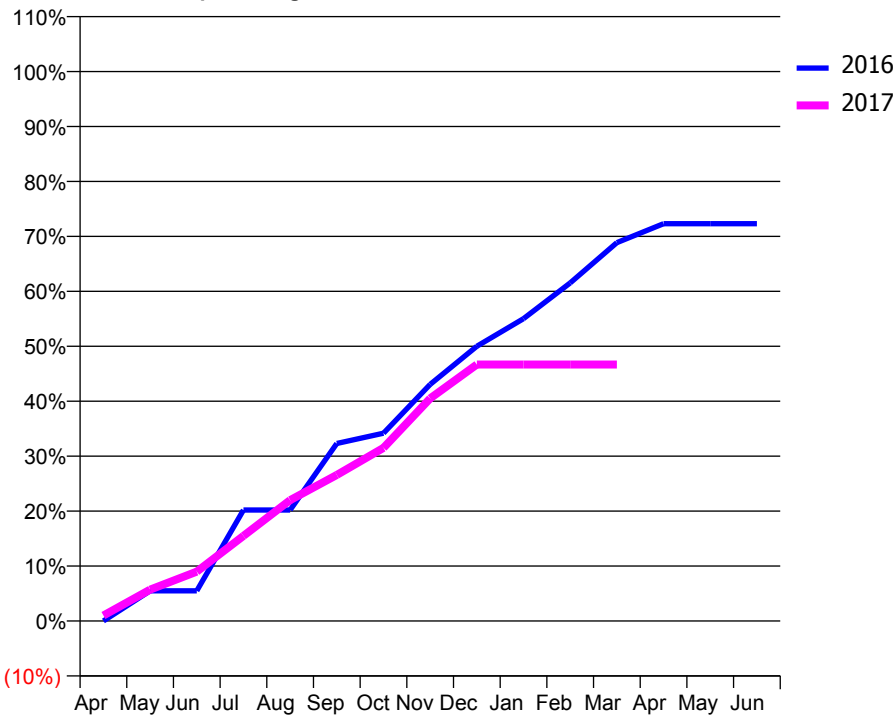
ACCESS*

Patients seen in 24 months	Total	Change since previous quarter
Quarter ending March 2016	387	
Quarter ending June 2016	380	↓
Quarter ending September 2016	377	→
Quarter ending December 2016	367	↓
Quarter ending March 2017	317	↓
Variance since March 2016	(18.1%)	↓



ACTIVITY

Cumulative percentage of contracted UDA delivered 2016 & 2017



Month	Adjusted Scheduled Activity (UDA)	
	2016	2017
April	0	17
May	93	97
June	93	152
July	343	263
August	343	373
September	548	451
October	580	534
November	730	687
December	848	792
January	933	792
February	1,043	792
March	1,168	792
April	1,226	
May	1,226	
June	1,226	

QUALITY

	Quantity	Base Number	Contract	AT	Region	England
% of FP17s for the same patient ID Re-attending within 3 months - Children	12	221	5.4%	12.4%	13.3%	12.3%
% of FP17s for the same patient ID Re-attending within 3 months - Adults	51	207	24.6%	17.7%	17.3%	16.7%
% of FP17s for the same patient ID Re-attending between 3 & 9 months - Children	149	221	67.4%	53.8%	58.9%	57.6%
% of FP17s for the same patient ID Re-attending between 3 & 9 months - Adults	107	207	51.7%	44.6%	52.2%	50.1%
% of FP17s for Band 1 Urgent Courses	28	411	6.8%	11.5%	9.2%	9.1%
% of FP17s Relating to Free Repair or Replacements	0	411	0.0%	1.0%	1.0%	0.8%
% of FP17s Relating to Continuations	9	411	2.2%	1.4%	1.4%	1.2%
% of Patients satisfied with the dentistry they have received	2	2	N/A	93.9%	93.1%	92.8%
% of Patients satisfied with the time they had to wait for an appointment	2	2	N/A	89.4%	89.5%	88.7%

* This is based on patients treated on this contract for their most recent course of treatment. Figures in italics indicate the base number of FP17s or Patient Questionnaire responses are less than 100. N/A is shown where the base number of responses is less than 10 during the period. % is calculated as Quantity/Base number*100

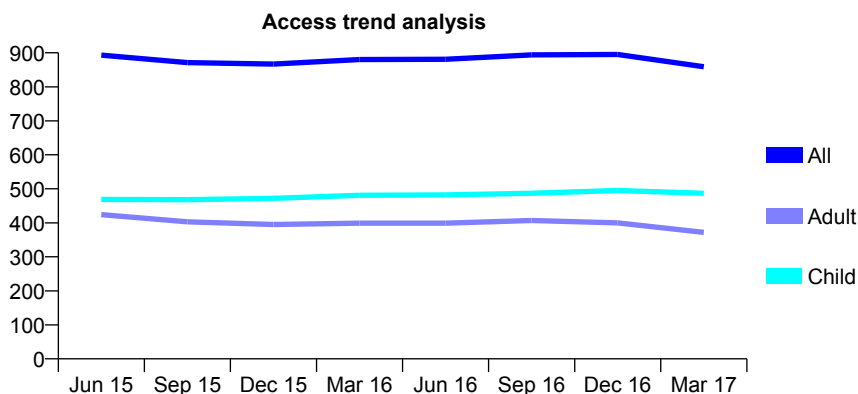
Q48 - Vital Signs At a Glance Contract Report for 809101/0001 - March 2017

Name or company name	MR PA KNIGHT
Contract type name	GDS Contract
Purpose of contract	General
Contract start date	01/04/2006
Contract end date	

16/17 Contracted general activity (UDA)	3,222
Carry forward general activity (UDA)	0
16/17 Contracted orthodontic activity (UOA)	0
Carry forward orthodontic activity (UOA)	0
Baseline contract value	£95,208.49

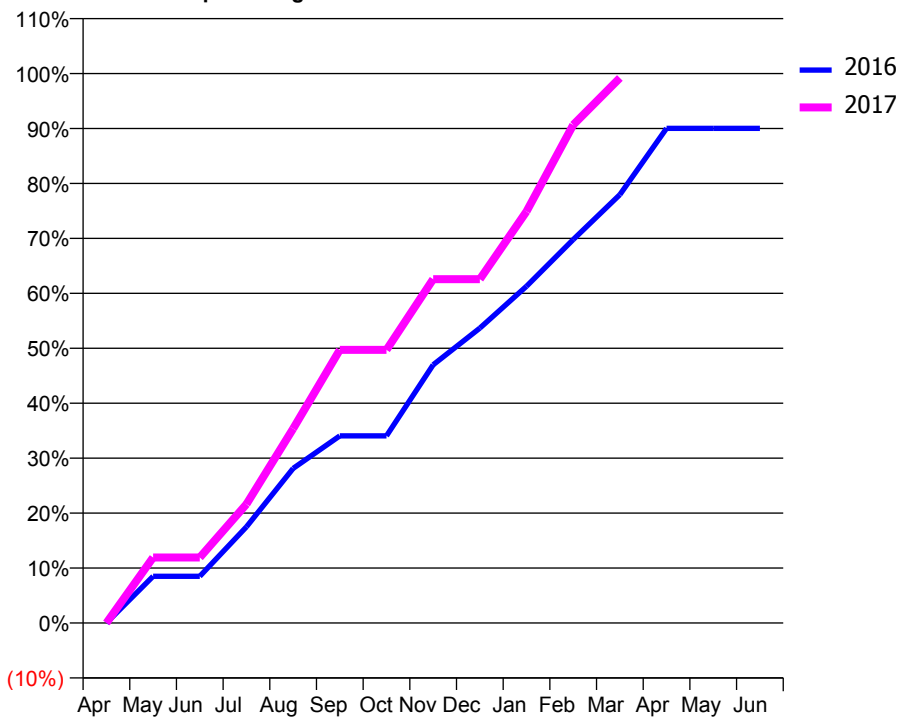
ACCESS*

Patients seen in 24 months	Total	Change since previous quarter
Quarter ending March 2016	880	
Quarter ending June 2016	881	→
Quarter ending September 2016	894	→
Quarter ending December 2016	895	→
Quarter ending March 2017	859	↓
Variance since March 2016	(2.4%)	↓



ACTIVITY

Cumulative percentage of contracted UDA delivered 2016 & 2017



Month	Adjusted Scheduled Activity (UDA)	
	2016	2017
April	0	0
May	274	384
June	274	384
July	564	697
August	906	1,140
September	1,097	1,602
October	1,097	1,602
November	1,514	2,016
December	1,729	2,016
January	1,975	2,413
February	2,248	2,921
March	2,512	3,196
April	2,900	
May	2,900	
June	2,900	

QUALITY

	Quantity	Base Number	Contract	AT	Region	England
% of FP17s for the same patient ID Re-attending within 3 months - Children	55	670	8.2%	12.4%	13.3%	12.3%
% of FP17s for the same patient ID Re-attending within 3 months - Adults	54	372	14.5%	17.7%	17.3%	16.7%
% of FP17s for the same patient ID Re-attending between 3 & 9 months - Children	318	670	47.5%	53.8%	58.9%	57.6%
% of FP17s for the same patient ID Re-attending between 3 & 9 months - Adults	144	372	38.7%	44.6%	52.2%	50.1%
% of FP17s for Band 1 Urgent Courses	32	950	3.4%	11.5%	9.2%	9.1%
% of FP17s Relating to Free Repair or Replacements	0	950	0.0%	1.0%	1.0%	0.8%
% of FP17s Relating to Continuations	16	950	1.7%	1.4%	1.4%	1.2%
% of Patients satisfied with the dentistry they have received	1	1	N/A	93.9%	93.1%	92.8%
% of Patients satisfied with the time they had to wait for an appointment	1	1	N/A	89.4%	89.5%	88.7%

* This is based on patients treated on this contract for their most recent course of treatment. Figures in italics indicate the base number of FP17s or Patient Questionnaire responses are less than 100. N/A is shown where the base number of responses is less than 10 during the period. % is calculated as Quantity/Base number*100

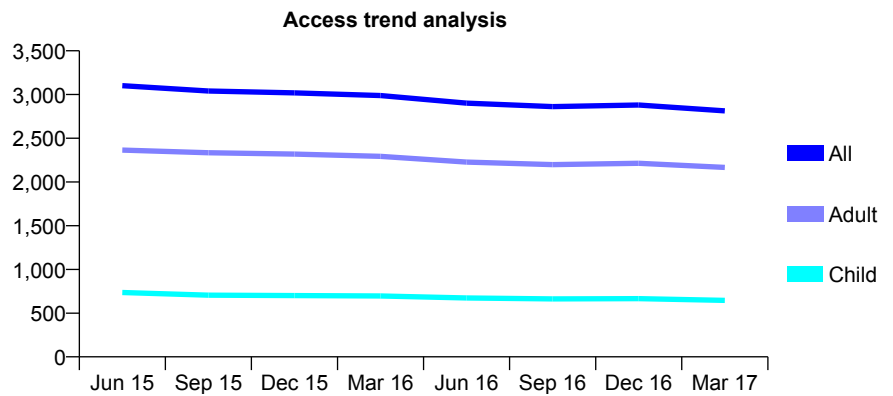
Q48 - Vital Signs At a Glance Contract Report for 841986/0001 - March 2017

Name or company name	MR AP AYRES
Contract type name	PDS Contract
Purpose of contract	General
Contract start date	01/04/2006
Contract end date	31/03/2020

16/17 Contracted general activity (UDA)	8,300
Carry forward general activity (UDA)	200
16/17 Contracted orthodontic activity (UOA)	0
Carry forward orthodontic activity (UOA)	0
Baseline contract value	£238,495.19

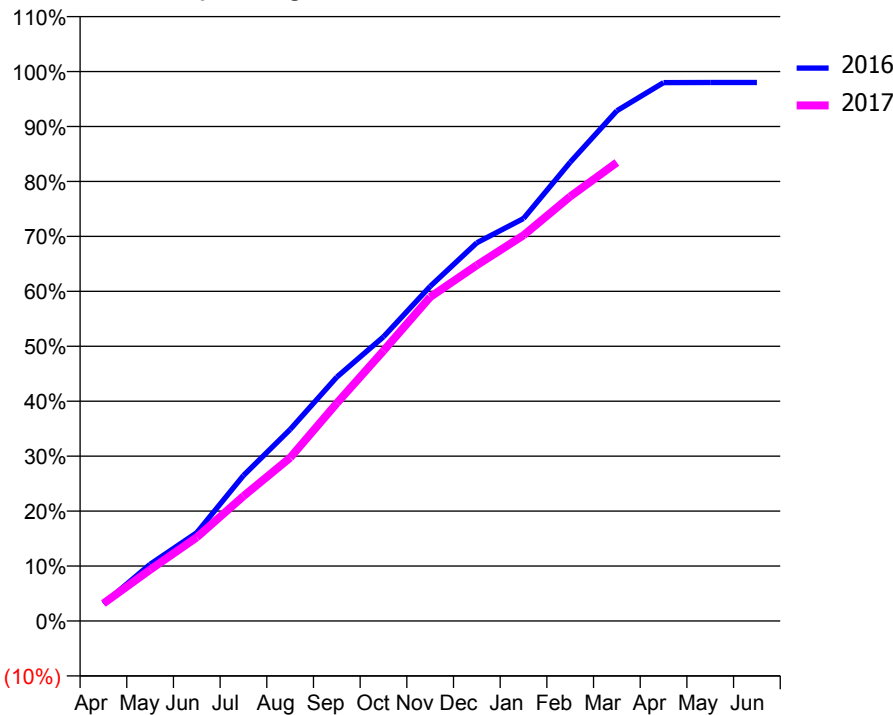
ACCESS*

Patients seen in 24 months	Total	Change since previous quarter
Quarter ending March 2016	2,989	
Quarter ending June 2016	2,901	↓
Quarter ending September 2016	2,862	↓
Quarter ending December 2016	2,880	→
Quarter ending March 2017	2,813	↓
Variance since March 2016	(5.9%)	↓



ACTIVITY

Cumulative percentage of contracted UDA delivered 2016 & 2017



Month	Adjusted Scheduled Activity (UDA)	
	2016	2017
April	298	265
May	982	774
June	1,527	1,264
July	2,516	1,886
August	3,312	2,466
September	4,217	3,289
October	4,913	4,082
November	5,785	4,894
December	6,538	5,374
January	6,958	5,825
February	7,931	6,413
March	8,821	6,925
April	9,307	
May	9,309	
June	9,309	

QUALITY

	Quantity	Base Number	Contract	AT	Region	England
% of FP17s for the same patient ID Re-attending within 3 months - Children	83	968	8.6%	12.4%	13.3%	12.3%
% of FP17s for the same patient ID Re-attending within 3 months - Adults	443	2,992	14.8%	17.7%	17.3%	16.7%
% of FP17s for the same patient ID Re-attending between 3 & 9 months - Children	656	968	67.8%	53.8%	58.9%	57.6%
% of FP17s for the same patient ID Re-attending between 3 & 9 months - Adults	1,866	2,992	62.4%	44.6%	52.2%	50.1%
% of FP17s for Band 1 Urgent Courses	330	3,750	8.8%	11.5%	9.2%	9.1%
% of FP17s Relating to Free Repair or Replacements	31	3,750	0.8%	1.0%	1.0%	0.8%
% of FP17s Relating to Continuations	37	3,750	1.0%	1.4%	1.4%	1.2%
% of Patients satisfied with the dentistry they have received	5	5	N/A	93.9%	93.1%	92.8%
% of Patients satisfied with the time they had to wait for an appointment	5	5	N/A	89.4%	89.5%	88.7%

* This is based on patients treated on this contract for their most recent course of treatment. Figures in italics indicate the base number of FP17s or Patient Questionnaire responses are less than 100. N/A is shown where the base number of responses is less than 10 during the period. % is calculated as Quantity/Base number*100

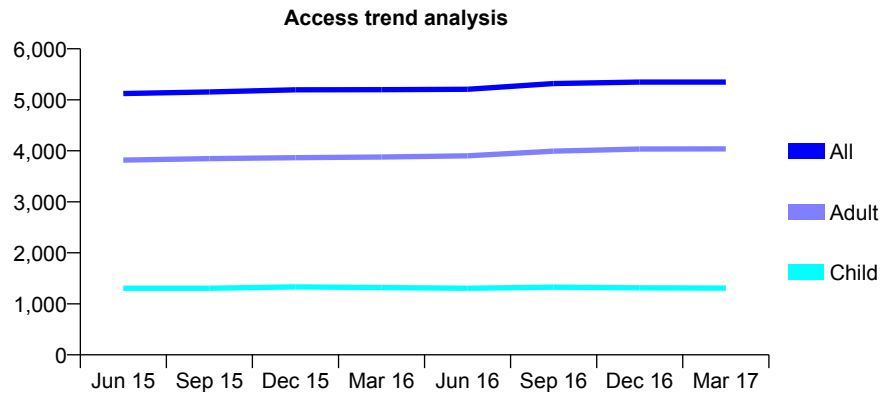
Q48 - Vital Signs At a Glance Contract Report for 851302/0001 - March 2017

Name or company name	MR RK NAGPAUL
Contract type name	GDS Contract
Purpose of contract	General
Contract start date	01/04/2006
Contract end date	

16/17 Contracted general activity (UDA)	21,820
Carry forward general activity (UDA)	0
16/17 Contracted orthodontic activity (UOA)	0
Carry forward orthodontic activity (UOA)	0
Baseline contract value	£548,944.63

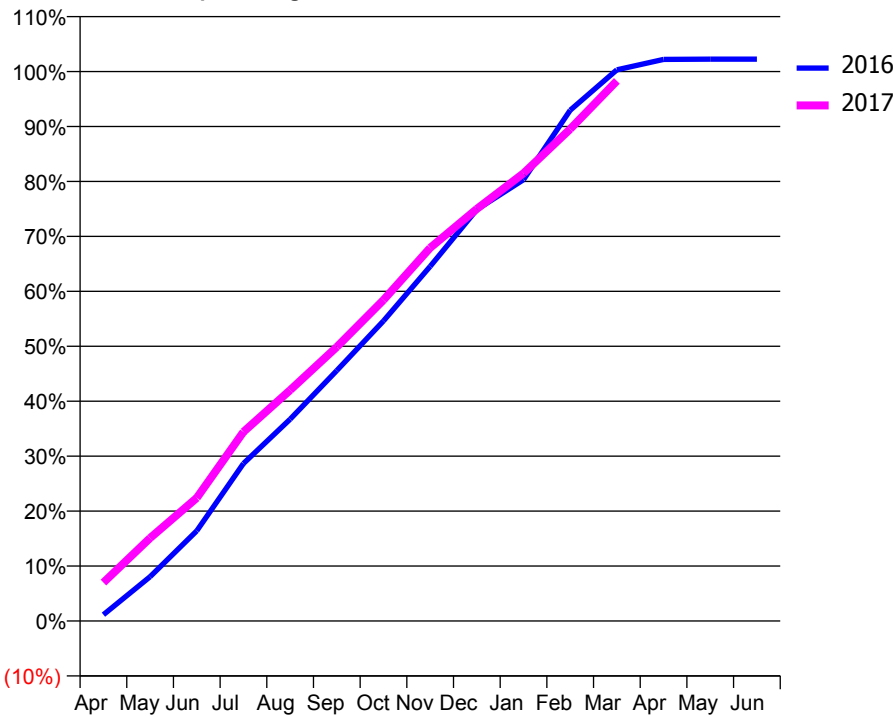
ACCESS*

Patients seen in 24 months	Total	Change since previous quarter
Quarter ending March 2016	5,199	
Quarter ending June 2016	5,207	→
Quarter ending September 2016	5,319	↑
Quarter ending December 2016	5,349	→
Quarter ending March 2017	5,348	→
Variance since March 2016	2.9%	↑



ACTIVITY

Cumulative percentage of contracted UDA delivered 2016 & 2017



Month	Adjusted Scheduled Activity (UDA)	
	2016	2017
April	251	1,530
May	1,761	3,295
June	3,580	4,889
July	6,254	7,512
August	8,013	9,168
September	9,945	10,884
October	11,915	12,746
November	14,082	14,820
December	16,340	16,364
January	17,525	17,781
February	20,282	19,538
March	21,886	21,446
April	22,300	
May	22,310	
June	22,310	

QUALITY

	Quantity	Base Number	Contract	AT	Region	England
% of FP17s for the same patient ID Re-attending within 3 months - Children	380	2,303	16.5%	12.4%	13.3%	12.3%
% of FP17s for the same patient ID Re-attending within 3 months - Adults	1,571	6,534	24.0%	17.7%	17.3%	16.7%
% of FP17s for the same patient ID Re-attending between 3 & 9 months - Children	1,355	2,303	58.8%	53.8%	58.9%	57.6%
% of FP17s for the same patient ID Re-attending between 3 & 9 months - Adults	3,447	6,534	52.8%	44.6%	52.2%	50.1%
% of FP17s for Band 1 Urgent Courses	1,297	8,649	15.0%	11.5%	9.2%	9.1%
% of FP17s Relating to Free Repair or Replacements	166	8,649	1.9%	1.0%	1.0%	0.8%
% of FP17s Relating to Continuations	31	8,649	0.4%	1.4%	1.4%	1.2%
% of Patients satisfied with the dentistry they have received	10	11	90.9%	93.9%	93.1%	92.8%
% of Patients satisfied with the time they had to wait for an appointment	10	11	90.9%	89.4%	89.5%	88.7%

* This is based on patients treated on this contract for their most recent course of treatment. Figures in italics indicate the base number of FP17s or Patient Questionnaire responses are less than 100. N/A is shown where the base number of responses is less than 10 during the period. % is calculated as Quantity/Base number*100

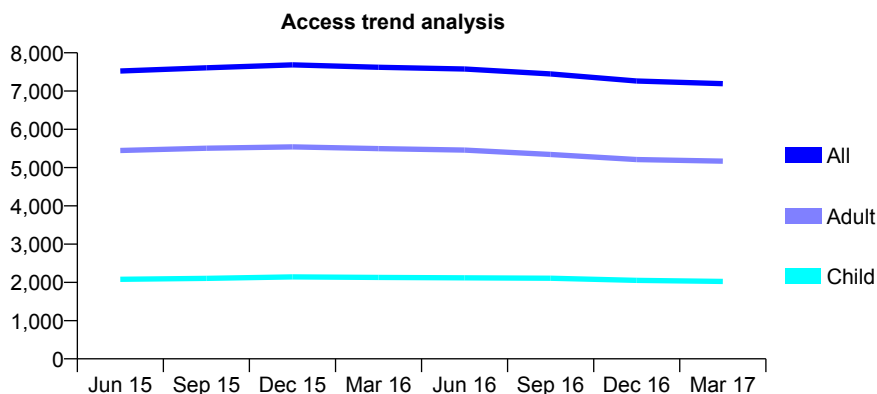
Q48 - Vital Signs At a Glance Contract Report for 891495/0001 - March 2017

Name or company name	MR RK GOLLAPUDI
Contract type name	PDS Plus Contract
Purpose of contract	General
Contract start date	01/01/2011
Contract end date	31/03/2017

16/17 Contracted general activity (UDA)	24,000
Carry forward general activity (UDA)	0
16/17 Contracted orthodontic activity (UOA)	0
Carry forward orthodontic activity (UOA)	0
Baseline contract value	£319,381.22

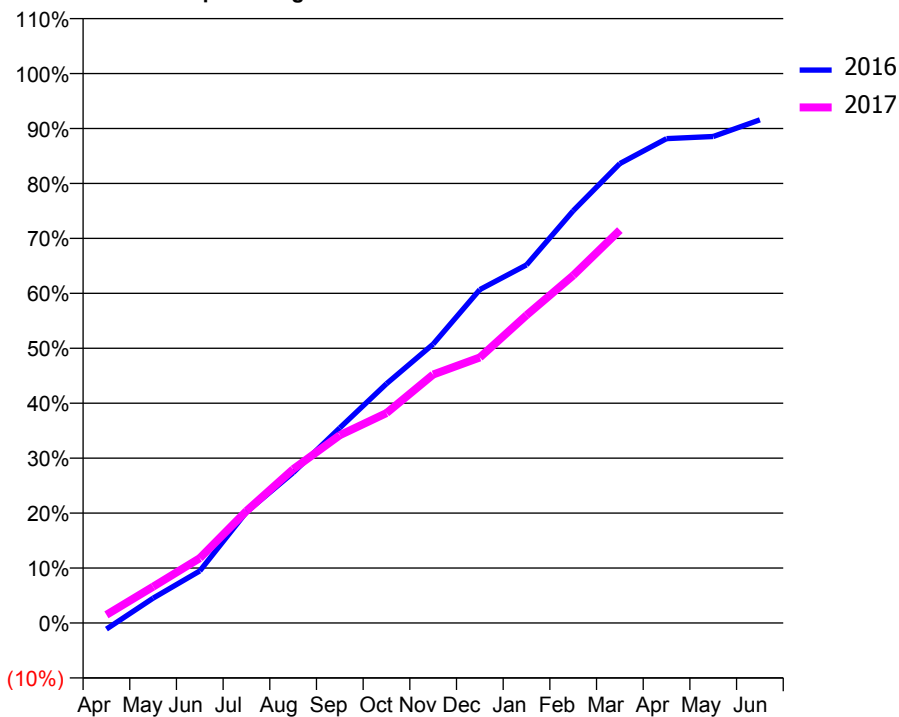
ACCESS*

Patients seen in 24 months	Total	Change since previous quarter
Quarter ending March 2016	7,623	
Quarter ending June 2016	7,575	→
Quarter ending September 2016	7,449	↓
Quarter ending December 2016	7,263	↓
Quarter ending March 2017	7,192	→
Variance since March 2016	(5.7%)	↓



ACTIVITY

Cumulative percentage of contracted UDA delivered 2016 & 2017



Month	Adjusted Scheduled Activity (UDA)	
	2016	2017
April	-271	359
May	1,085	1,585
June	2,272	2,831
July	4,850	4,894
August	6,566	6,716
September	8,525	8,203
October	10,450	9,169
November	12,179	10,851
December	14,562	11,598
January	15,642	13,445
February	18,007	15,180
March	20,066	17,160
April	21,154	
May	21,246	
June	21,975	

QUALITY

	Quantity	Base Number	Contract	AT	Region	England
% of FP17s for the same patient ID Re-attending within 3 months - Children	186	2,305	8.1%	12.4%	13.3%	12.3%
% of FP17s for the same patient ID Re-attending within 3 months - Adults	808	5,457	14.8%	17.7%	17.3%	16.7%
% of FP17s for the same patient ID Re-attending between 3 & 9 months - Children	1,192	2,305	51.7%	53.8%	58.9%	57.6%
% of FP17s for the same patient ID Re-attending between 3 & 9 months - Adults	2,369	5,457	43.4%	44.6%	52.2%	50.1%
% of FP17s for Band 1 Urgent Courses	897	6,967	12.9%	11.5%	9.2%	9.1%
% of FP17s Relating to Free Repair or Replacements	39	6,967	0.6%	1.0%	1.0%	0.8%
% of FP17s Relating to Continuations	72	6,967	1.0%	1.4%	1.4%	1.2%
% of Patients satisfied with the dentistry they have received	22	23	95.7%	93.9%	93.1%	92.8%
% of Patients satisfied with the time they had to wait for an appointment	23	23	100.0%	89.4%	89.5%	88.7%

* This is based on patients treated on this contract for their most recent course of treatment. Figures in italics indicate the base number of FP17s or Patient Questionnaire responses are less than 100. N/A is shown where the base number of responses is less than 10 during the period. % is calculated as Quantity/Base number*100

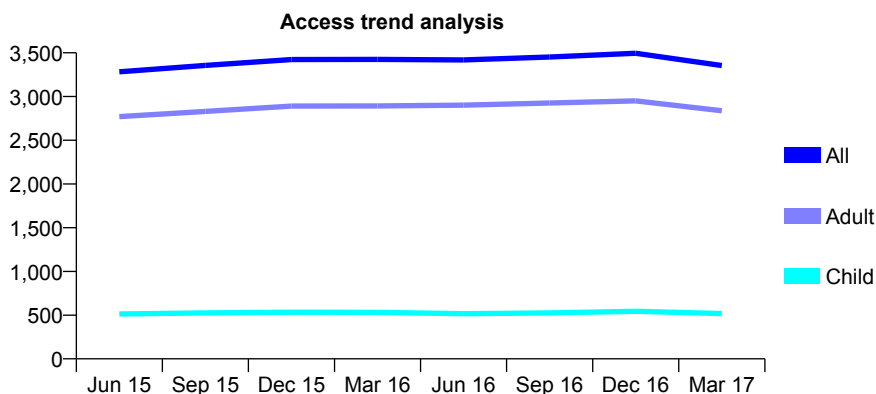
Q48 - Vital Signs At a Glance Contract Report for 895067/0003 - March 2017

Name or company name	FairField Dental Surgery
Contract type name	GDS Contract
Purpose of contract	General and Orthodontic
Contract start date	01/04/2010
Contract end date	

16/17 Contracted general activity (UDA)	9,890
Carry forward general activity (UDA)	0
16/17 Contracted orthodontic activity (UOA)	50
Carry forward orthodontic activity (UOA)	0
Baseline contract value	£300,554.02

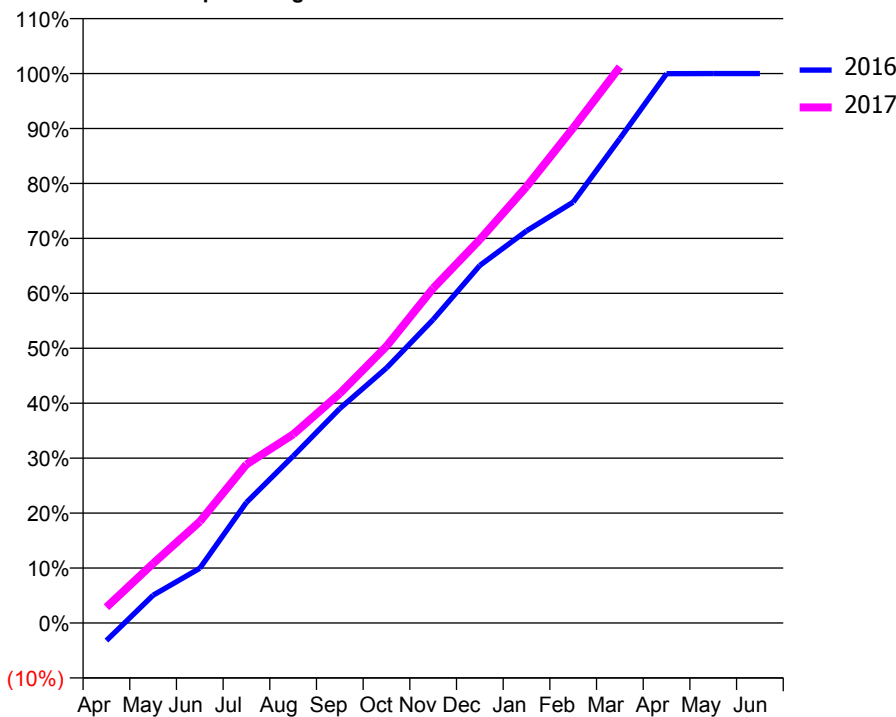
ACCESS*

Patients seen in 24 months	Total	Change since previous quarter
Quarter ending March 2016	3,424	
Quarter ending June 2016	3,418	→
Quarter ending September 2016	3,452	→
Quarter ending December 2016	3,494	→
Quarter ending March 2017	3,355	↓
Variance since March 2016	(2.0%)	↓



ACTIVITY

Cumulative percentage of contracted UDA delivered 2016 & 2017



Month	Adjusted Scheduled Activity (UDA)	
	2016	2017
April	-319	284
May	499	1,072
June	985	1,824
July	2,170	2,855
August	3,005	3,396
September	3,860	4,131
October	4,591	4,981
November	5,461	6,025
December	6,435	6,902
January	7,058	7,853
February	7,575	8,911
March	8,718	10,009
April	9,888	
May	9,890	
June	9,890	

QUALITY

	Quantity	Base Number	Contract	AT	Region	England
% of FP17s for the same patient ID Re-attending within 3 months - Children	89	855	10.4%	12.4%	13.3%	12.3%
% of FP17s for the same patient ID Re-attending within 3 months - Adults	927	4,915	18.9%	17.7%	17.3%	16.7%
% of FP17s for the same patient ID Re-attending between 3 & 9 months - Children	380	855	44.4%	53.8%	58.9%	57.6%
% of FP17s for the same patient ID Re-attending between 3 & 9 months - Adults	2,355	4,915	47.9%	44.6%	52.2%	50.1%
% of FP17s for Band 1 Urgent Courses	808	5,070	15.9%	11.5%	9.2%	9.1%
% of FP17s Relating to Free Repair or Replacements	45	5,070	0.9%	1.0%	1.0%	0.8%
% of FP17s Relating to Continuations	143	5,070	2.8%	1.4%	1.4%	1.2%
% of Patients satisfied with the dentistry they have received	7	7	N/A	93.9%	93.1%	92.8%
% of Patients satisfied with the time they had to wait for an appointment	7	7	N/A	89.4%	89.5%	88.7%

* This is based on patients treated on this contract for their most recent course of treatment. Figures in italics indicate the base number of FP17s or Patient Questionnaire responses are less than 100. N/A is shown where the base number of responses is less than 10 during the period. % is calculated as Quantity/Base number*100

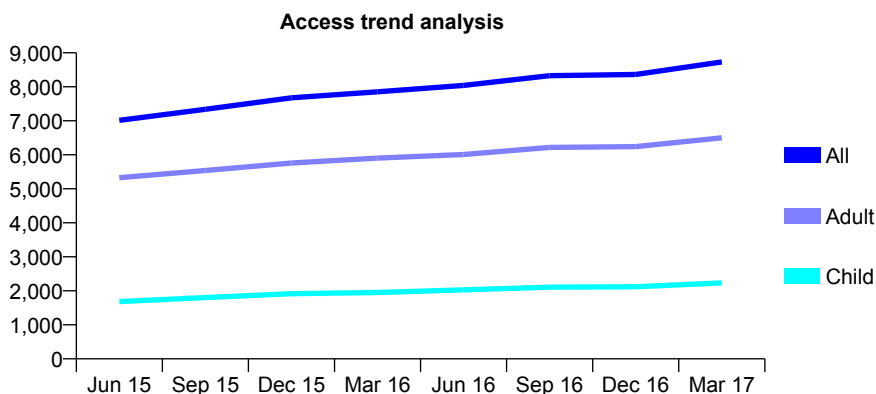
Q48 - Vital Signs At a Glance Contract Report for 905925/0002 - March 2017

Name or company name	MR ND DALEY
Contract type name	Pilot Contract
Purpose of contract	General
Contract start date	01/04/2006
Contract end date	

16/17 Contracted general activity (UDA)	30,000
Carry forward general activity (UDA)	0
16/17 Contracted orthodontic activity (UOA)	0
Carry forward orthodontic activity (UOA)	0
Baseline contract value	£765,305.34

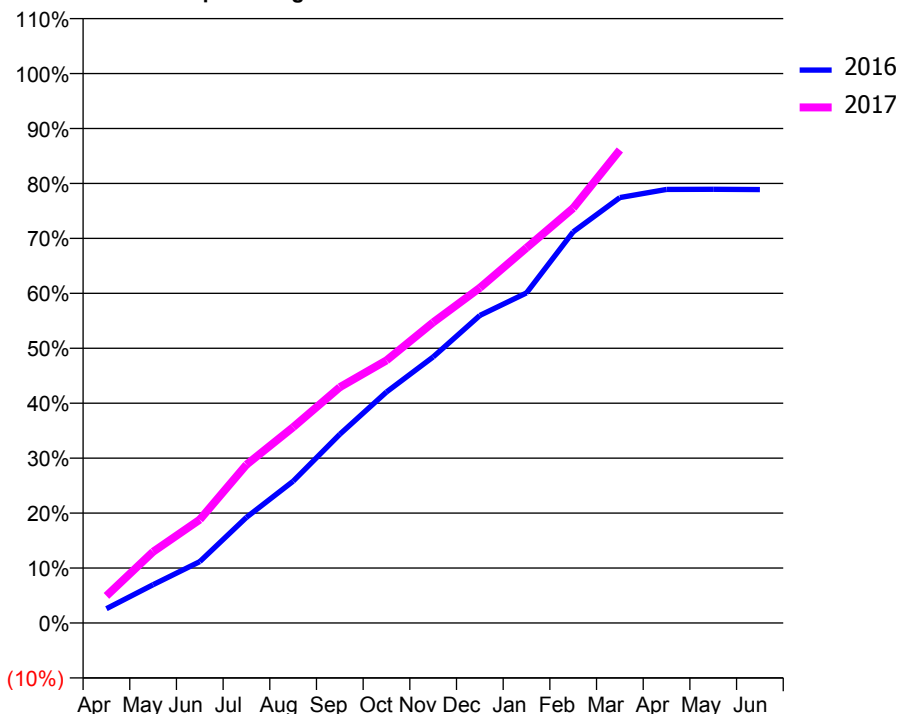
ACCESS*

Patients seen in 24 months	Total	Change since previous quarter
Quarter ending March 2016	7,854	
Quarter ending June 2016	8,040	↑
Quarter ending September 2016	8,328	↑
Quarter ending December 2016	8,363	→
Quarter ending March 2017	8,732	↑
Variance since March 2016	11.2%	↑



ACTIVITY

Cumulative percentage of contracted UDA delivered 2016 & 2017



Month	Adjusted Scheduled Activity (UDA)	
	2016	2017
April	782	1,483
May	2,091	3,888
June	3,350	5,647
July	5,767	8,646
August	7,741	10,691
September	10,302	12,872
October	12,613	14,342
November	14,525	16,414
December	16,791	18,297
January	18,022	20,482
February	21,354	22,651
March	23,227	25,825
April	23,672	
May	23,677	
June	23,664	

QUALITY

	Quantity	Base Number	Contract	AT	Region	England
% of FP17s for the same patient ID Re-attending within 3 months - Children	196	2,942	6.7%	12.4%	13.3%	12.3%
% of FP17s for the same patient ID Re-attending within 3 months - Adults	1,175	7,931	14.8%	17.7%	17.3%	16.7%
% of FP17s for the same patient ID Re-attending between 3 & 9 months - Children	1,362	2,942	46.3%	53.8%	58.9%	57.6%
% of FP17s for the same patient ID Re-attending between 3 & 9 months - Adults	3,027	7,931	38.2%	44.6%	52.2%	50.1%
% of FP17s for Band 1 Urgent Courses	1,305	10,676	12.2%	11.5%	9.2%	9.1%
% of FP17s Relating to Free Repair or Replacements	112	10,676	1.0%	1.0%	1.0%	0.8%
% of FP17s Relating to Continuations	72	10,676	0.7%	1.4%	1.4%	1.2%
% of Patients satisfied with the dentistry they have received	13	16	81.3%	93.9%	93.1%	92.8%
% of Patients satisfied with the time they had to wait for an appointment	12	16	75.0%	89.4%	89.5%	88.7%

* This is based on patients treated on this contract for their most recent course of treatment. Figures in italics indicate the base number of FP17s or Patient Questionnaire responses are less than 100. N/A is shown where the base number of responses is less than 10 during the period. % is calculated as Quantity/Base number*100

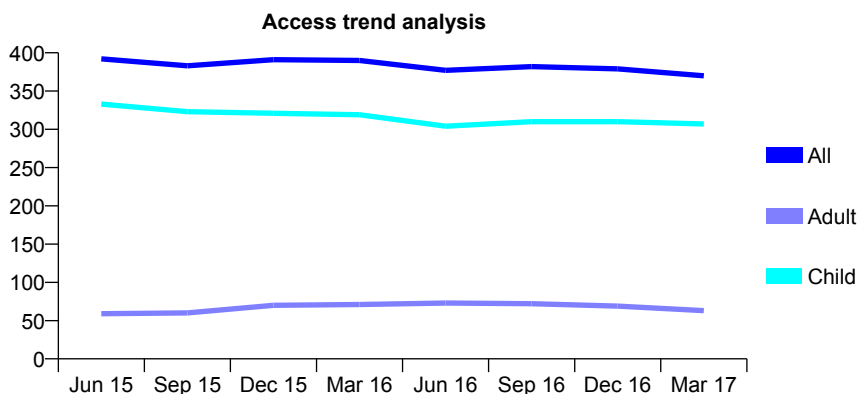
Q48 - Vital Signs At a Glance Contract Report for 906840/0001 - March 2017

Name or company name	MRS HM LLOYD
Contract type name	GDS Contract
Purpose of contract	General
Contract start date	01/04/2006
Contract end date	

16/17 Contracted general activity (UDA)	886
Carry forward general activity (UDA)	0
16/17 Contracted orthodontic activity (UOA)	0
Carry forward orthodontic activity (UOA)	0
Baseline contract value	£32,943.79

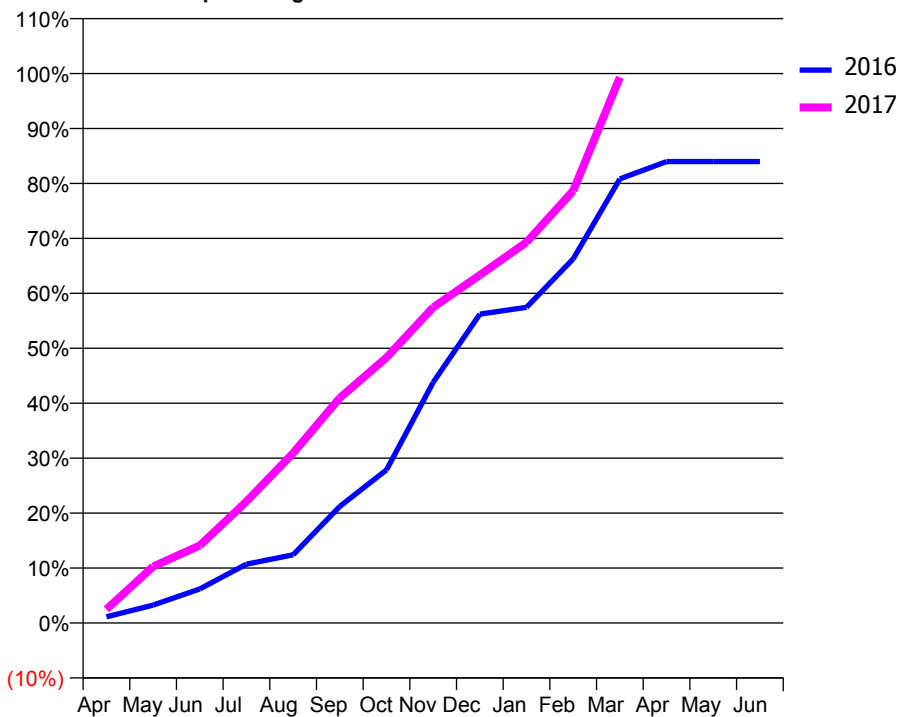
ACCESS*

Patients seen in 24 months	Total	Change since previous quarter
Quarter ending March 2016	390	
Quarter ending June 2016	377	↓
Quarter ending September 2016	382	→
Quarter ending December 2016	379	→
Quarter ending March 2017	370	↓
Variance since March 2016	(5.1%)	↓



ACTIVITY

Cumulative percentage of contracted UDA delivered 2016 & 2017



Month	Adjusted Scheduled Activity (UDA)	
	2016	2017
April	10	22
May	29	91
June	55	125
July	95	196
August	110	274
September	188	363
October	247	428
November	388	509
December	498	561
January	509	614
February	587	697
March	716	880
April	744	
May	744	
June	744	

QUALITY

	Quantity	Base Number	Contract	AT	Region	England
% of FP17s for the same patient ID Re-attending within 3 months - Children	42	527	8.0%	12.4%	13.3%	12.3%
% of FP17s for the same patient ID Re-attending within 3 months - Adults	0	41	0.0%	17.7%	17.3%	16.7%
% of FP17s for the same patient ID Re-attending between 3 & 9 months - Children	347	527	65.8%	53.8%	58.9%	57.6%
% of FP17s for the same patient ID Re-attending between 3 & 9 months - Adults	31	41	75.6%	44.6%	52.2%	50.1%
% of FP17s for Band 1 Urgent Courses	0	550	0.0%	11.5%	9.2%	9.1%
% of FP17s Relating to Free Repair or Replacements	0	550	0.0%	1.0%	1.0%	0.8%
% of FP17s Relating to Continuations	22	550	4.0%	1.4%	1.4%	1.2%
% of Patients satisfied with the dentistry they have received	0	0	N/A	93.9%	93.1%	92.8%
% of Patients satisfied with the time they had to wait for an appointment	0	0	N/A	89.4%	89.5%	88.7%

* This is based on patients treated on this contract for their most recent course of treatment. Figures in italics indicate the base number of FP17s or Patient Questionnaire responses are less than 100. N/A is shown where the base number of responses is less than 10 during the period. % is calculated as Quantity/Base number*100

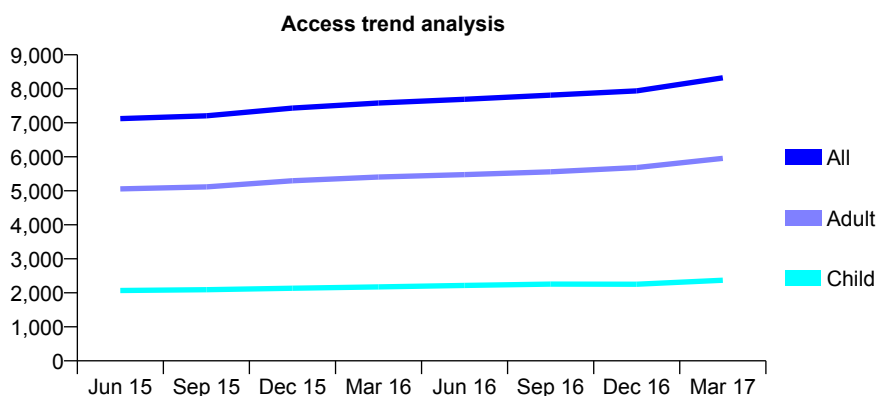
Q48 - Vital Signs At a Glance Contract Report for 907995/0001 - March 2017

Name or company name	MR RJ HOLLINS
Contract type name	GDS Contract
Purpose of contract	General
Contract start date	01/04/2006
Contract end date	

16/17 Contracted general activity (UDA)	29,709
Carry forward general activity (UDA)	0
16/17 Contracted orthodontic activity (UOA)	0
Carry forward orthodontic activity (UOA)	0
Baseline contract value	£757,901.54

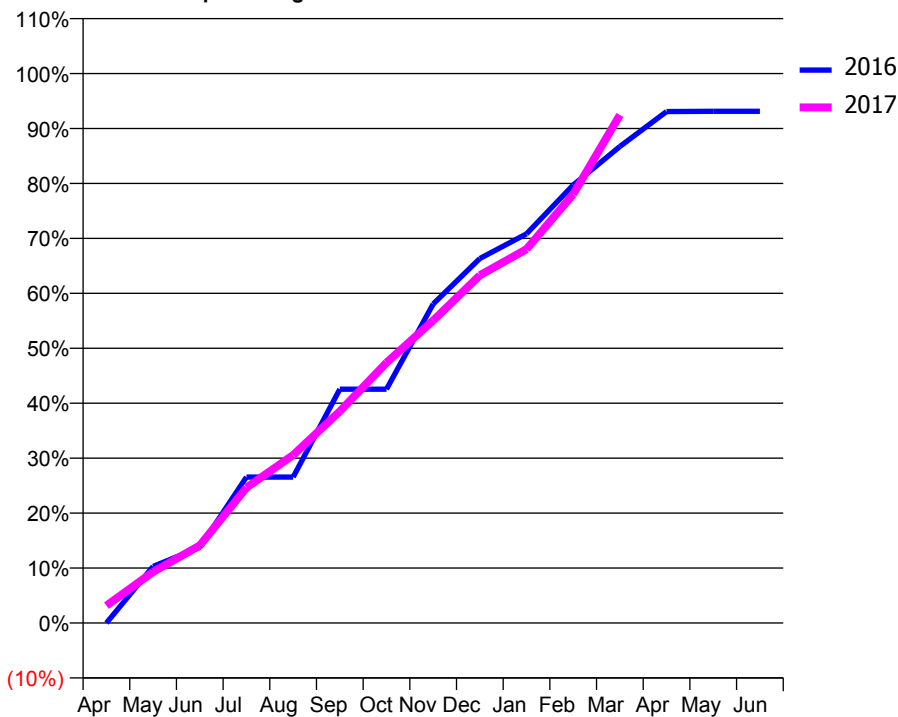
ACCESS*

Patients seen in 24 months	Total	Change since previous quarter
Quarter ending March 2016	7,582	
Quarter ending June 2016	7,693	→
Quarter ending September 2016	7,814	→
Quarter ending December 2016	7,938	→
Quarter ending March 2017	8,324	↑
Variance since March 2016	9.8%	↑



ACTIVITY

Cumulative percentage of contracted UDA delivered 2016 & 2017



Month	Adjusted Scheduled Activity (UDA)	
	2016	2017
April	0	944
May	3,062	2,764
June	4,089	4,195
July	7,893	7,324
August	7,893	9,078
September	12,638	11,447
October	12,638	14,074
November	17,248	16,355
December	19,704	18,802
January	21,040	20,215
February	23,679	23,179
March	25,765	27,464
April	27,653	
May	27,670	
June	27,669	

QUALITY

	Quantity	Base Number	Contract	AT	Region	England
% of FP17s for the same patient ID Re-attending within 3 months - Children	381	3,383	11.3%	12.4%	13.3%	12.3%
% of FP17s for the same patient ID Re-attending within 3 months - Adults	1,556	7,709	20.2%	17.7%	17.3%	16.7%
% of FP17s for the same patient ID Re-attending between 3 & 9 months - Children	1,510	3,383	44.6%	53.8%	58.9%	57.6%
% of FP17s for the same patient ID Re-attending between 3 & 9 months - Adults	2,802	7,709	36.3%	44.6%	52.2%	50.1%
% of FP17s for Band 1 Urgent Courses	1,837	10,272	17.9%	11.5%	9.2%	9.1%
% of FP17s Relating to Free Repair or Replacements	43	10,272	0.4%	1.0%	1.0%	0.8%
% of FP17s Relating to Continuations	147	10,272	1.4%	1.4%	1.4%	1.2%
% of Patients satisfied with the dentistry they have received	9	9	N/A	93.9%	93.1%	92.8%
% of Patients satisfied with the time they had to wait for an appointment	6	9	N/A	89.4%	89.5%	88.7%

* This is based on patients treated on this contract for their most recent course of treatment. Figures in italics indicate the base number of FP17s or Patient Questionnaire responses are less than 100. N/A is shown where the base number of responses is less than 10 during the period. % is calculated as Quantity/Base number*100

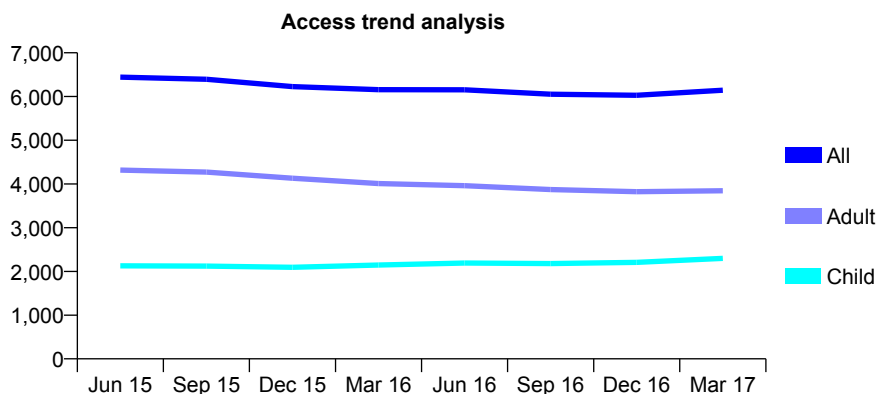
Q48 - Vital Signs At a Glance Contract Report for 907995/0002 - March 2017

Name or company name	MR RJ HOLLINS
Contract type name	GDS Contract
Purpose of contract	General
Contract start date	02/01/2009
Contract end date	

16/17 Contracted general activity (UDA)	21,710
Carry forward general activity (UDA)	0
16/17 Contracted orthodontic activity (UOA)	0
Carry forward orthodontic activity (UOA)	0
Baseline contract value	£553,814.83

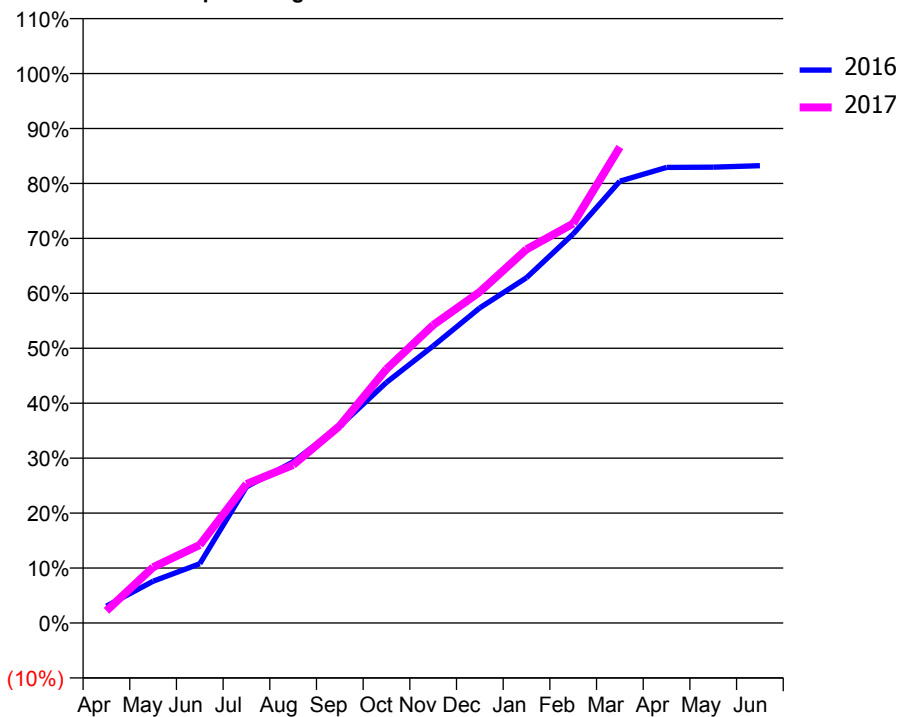
ACCESS*

Patients seen in 24 months	Total	Change since previous quarter
Quarter ending March 2016	6,156	
Quarter ending June 2016	6,153	→
Quarter ending September 2016	6,053	↓
Quarter ending December 2016	6,029	→
Quarter ending March 2017	6,143	→
Variance since March 2016	(0.2%)	→



ACTIVITY

Cumulative percentage of contracted UDA delivered 2016 & 2017



Month	Adjusted Scheduled Activity (UDA)	
	2016	2017
April	665	481
May	1,654	2,202
June	2,341	3,084
July	5,380	5,490
August	6,368	6,246
September	7,782	7,795
October	9,507	10,036
November	10,945	11,772
December	12,450	13,086
January	13,640	14,763
February	15,371	15,783
March	17,456	18,804
April	18,000	
May	18,010	
June	18,070	

QUALITY

	Quantity	Base Number	Contract	AT	Region	England
% of FP17s for the same patient ID Re-attending within 3 months - Children	211	2,784	7.6%	12.4%	13.3%	12.3%
% of FP17s for the same patient ID Re-attending within 3 months - Adults	747	4,615	16.2%	17.7%	17.3%	16.7%
% of FP17s for the same patient ID Re-attending between 3 & 9 months - Children	1,184	2,784	42.5%	53.8%	58.9%	57.6%
% of FP17s for the same patient ID Re-attending between 3 & 9 months - Adults	1,947	4,615	42.2%	44.6%	52.2%	50.1%
% of FP17s for Band 1 Urgent Courses	678	7,181	9.4%	11.5%	9.2%	9.1%
% of FP17s Relating to Free Repair or Replacements	52	7,181	0.7%	1.0%	1.0%	0.8%
% of FP17s Relating to Continuations	55	7,181	0.8%	1.4%	1.4%	1.2%
% of Patients satisfied with the dentistry they have received	8	9	N/A	93.9%	93.1%	92.8%
% of Patients satisfied with the time they had to wait for an appointment	6	9	N/A	89.4%	89.5%	88.7%

* This is based on patients treated on this contract for their most recent course of treatment. Figures in italics indicate the base number of FP17s or Patient Questionnaire responses are less than 100. N/A is shown where the base number of responses is less than 10 during the period. % is calculated as Quantity/Base number*100

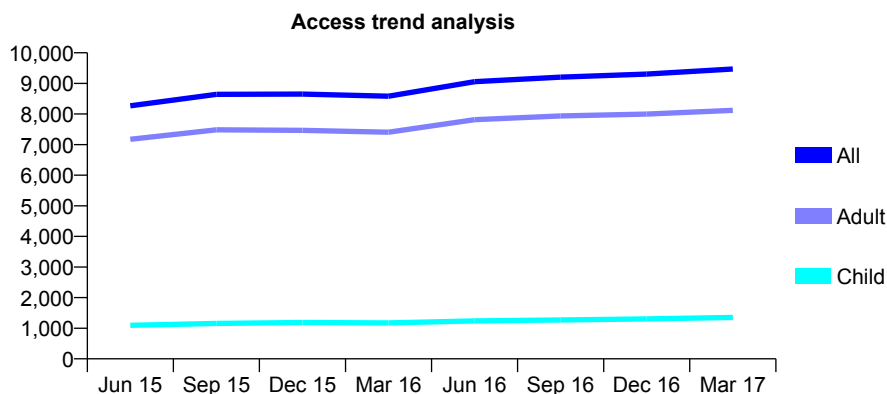
Q48 - Vital Signs At a Glance Contract Report for 907995/0003 - March 2017

Name or company name	MR RJ HOLLINS
Contract type name	GDS Contract
Purpose of contract	General
Contract start date	10/08/2009
Contract end date	

16/17 Contracted general activity (UDA)	30,000
Carry forward general activity (UDA)	0
16/17 Contracted orthodontic activity (UOA)	0
Carry forward orthodontic activity (UOA)	0
Baseline contract value	£844,478.91

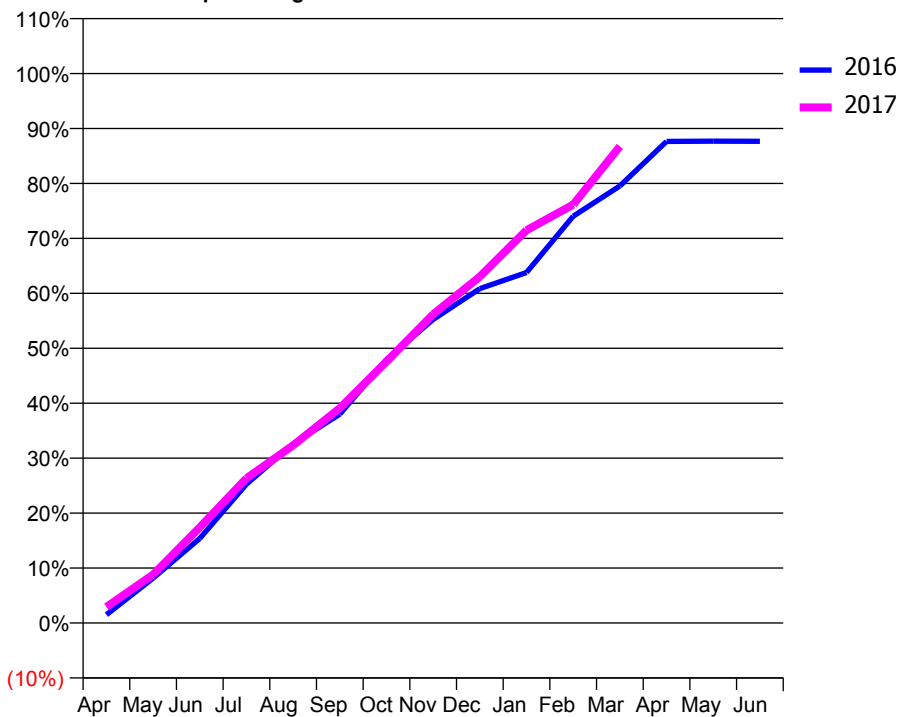
ACCESS*

Patients seen in 24 months	Total	Change since previous quarter
Quarter ending March 2016	8,581	
Quarter ending June 2016	9,055	↑
Quarter ending September 2016	9,206	→
Quarter ending December 2016	9,303	→
Quarter ending March 2017	9,472	→
Variance since March 2016	10.4%	↑



ACTIVITY

Cumulative percentage of contracted UDA delivered 2016 & 2017



Month	Adjusted Scheduled Activity (UDA)	
	2016	2017
April	455	879
May	2,448	2,649
June	4,619	5,226
July	7,584	7,900
August	9,784	9,701
September	11,405	11,731
October	14,390	14,275
November	16,576	16,856
December	18,254	18,912
January	19,136	21,446
February	22,211	22,845
March	23,861	26,023
April	26,289	
May	26,306	
June	26,296	

QUALITY

	Quantity	Base Number	Contract	AT	Region	England
% of FP17s for the same patient ID Re-attending within 3 months - Children	170	1,910	8.9%	12.4%	13.3%	12.3%
% of FP17s for the same patient ID Re-attending within 3 months - Adults	1,534	10,457	14.7%	17.7%	17.3%	16.7%
% of FP17s for the same patient ID Re-attending between 3 & 9 months - Children	927	1,910	48.5%	53.8%	58.9%	57.6%
% of FP17s for the same patient ID Re-attending between 3 & 9 months - Adults	4,593	10,457	43.9%	44.6%	52.2%	50.1%
% of FP17s for Band 1 Urgent Courses	1,175	11,289	10.4%	11.5%	9.2%	9.1%
% of FP17s Relating to Free Repair or Replacements	40	11,289	0.4%	1.0%	1.0%	0.8%
% of FP17s Relating to Continuations	106	11,289	0.9%	1.4%	1.4%	1.2%
% of Patients satisfied with the dentistry they have received	8	10	80.0%	93.9%	93.1%	92.8%
% of Patients satisfied with the time they had to wait for an appointment	7	10	70.0%	89.4%	89.5%	88.7%

* This is based on patients treated on this contract for their most recent course of treatment. Figures in italics indicate the base number of FP17s or Patient Questionnaire responses are less than 100. N/A is shown where the base number of responses is less than 10 during the period. % is calculated as Quantity/Base number*100

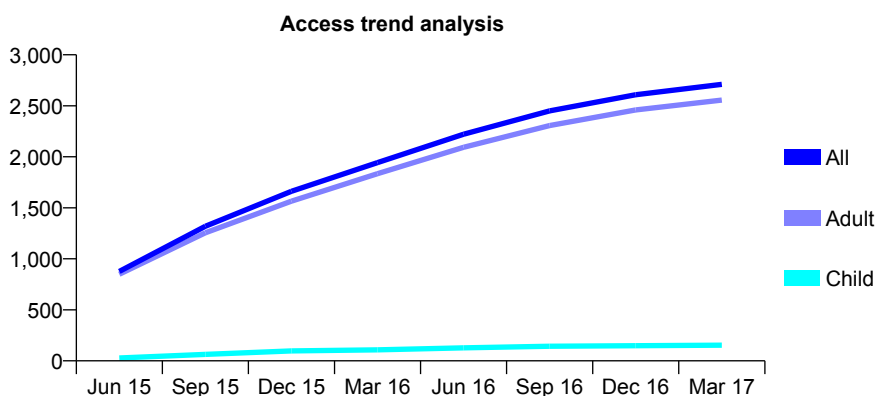
Q48 - Vital Signs At a Glance Contract Report for 907995/0005 - March 2017

Name or company name	MR RJ HOLLINS
Contract type name	PDS Contract
Purpose of contract	General
Contract start date	01/09/2012
Contract end date	31/03/2018

16/17 Contracted general activity (UDA)	3,674
Carry forward general activity (UDA)	0
16/17 Contracted orthodontic activity (UOA)	0
Carry forward orthodontic activity (UOA)	0
Baseline contract value	£238,192.44

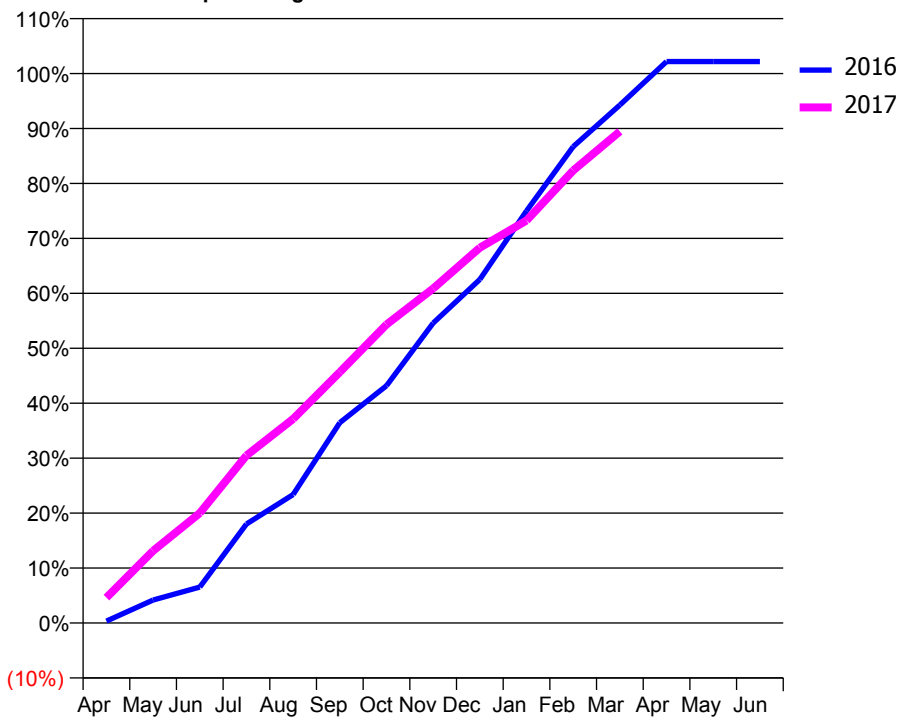
ACCESS*

Patients seen in 24 months	Total	Change since previous quarter
Quarter ending March 2016	1,943	
Quarter ending June 2016	2,221	↑
Quarter ending September 2016	2,450	↑
Quarter ending December 2016	2,609	↑
Quarter ending March 2017	2,710	↑
Variance since March 2016	39.5%	↑



ACTIVITY

Cumulative percentage of contracted UDA delivered 2016 & 2017



Month	Adjusted Scheduled Activity (UDA)	
	2016	2017
April	13	170
May	154	483
June	240	735
July	662	1,120
August	859	1,364
September	1,339	1,677
October	1,586	1,996
November	2,006	2,237
December	2,297	2,509
January	2,756	2,691
February	3,185	3,026
March	3,463	3,287
April	3,754	
May	3,754	
June	3,754	

QUALITY

	Quantity	Base Number	Contract	AT	Region	England
% of FP17s for the same patient ID Re-attending within 3 months - Children	7	259	2.7%	12.4%	13.3%	12.3%
% of FP17s for the same patient ID Re-attending within 3 months - Adults	85	2,773	3.1%	17.7%	17.3%	16.7%
% of FP17s for the same patient ID Re-attending between 3 & 9 months - Children	2	259	0.8%	53.8%	58.9%	57.6%
% of FP17s for the same patient ID Re-attending between 3 & 9 months - Adults	54	2,773	1.9%	44.6%	52.2%	50.1%
% of FP17s for Band 1 Urgent Courses	2,674	2,714	98.5%	11.5%	9.2%	9.1%
% of FP17s Relating to Free Repair or Replacements	0	2,714	0.0%	1.0%	1.0%	0.8%
% of FP17s Relating to Continuations	0	2,714	0.0%	1.4%	1.4%	1.2%
% of Patients satisfied with the dentistry they have received	1	1	N/A	93.9%	93.1%	92.8%
% of Patients satisfied with the time they had to wait for an appointment	1	1	N/A	89.4%	89.5%	88.7%

* This is based on patients treated on this contract for their most recent course of treatment. Figures in italics indicate the base number of FP17s or Patient Questionnaire responses are less than 100. N/A is shown where the base number of responses is less than 10 during the period. % is calculated as Quantity/Base number*100

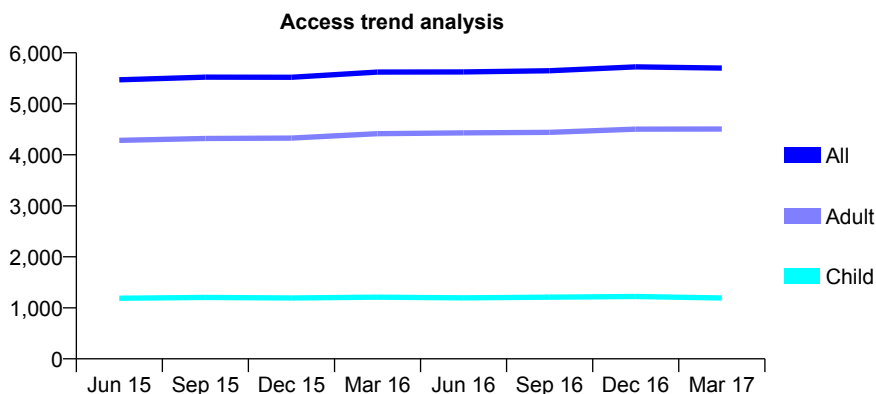
Q48 - Vital Signs At a Glance Contract Report for 909572/0001 - March 2017

Name or company name	MRS JC DUNNINGS
Contract type name	GDS Contract
Purpose of contract	General
Contract start date	01/04/2006
Contract end date	

16/17 Contracted general activity (UDA)	19,259
Carry forward general activity (UDA)	223
16/17 Contracted orthodontic activity (UOA)	0
Carry forward orthodontic activity (UOA)	0
Baseline contract value	£571,313.11

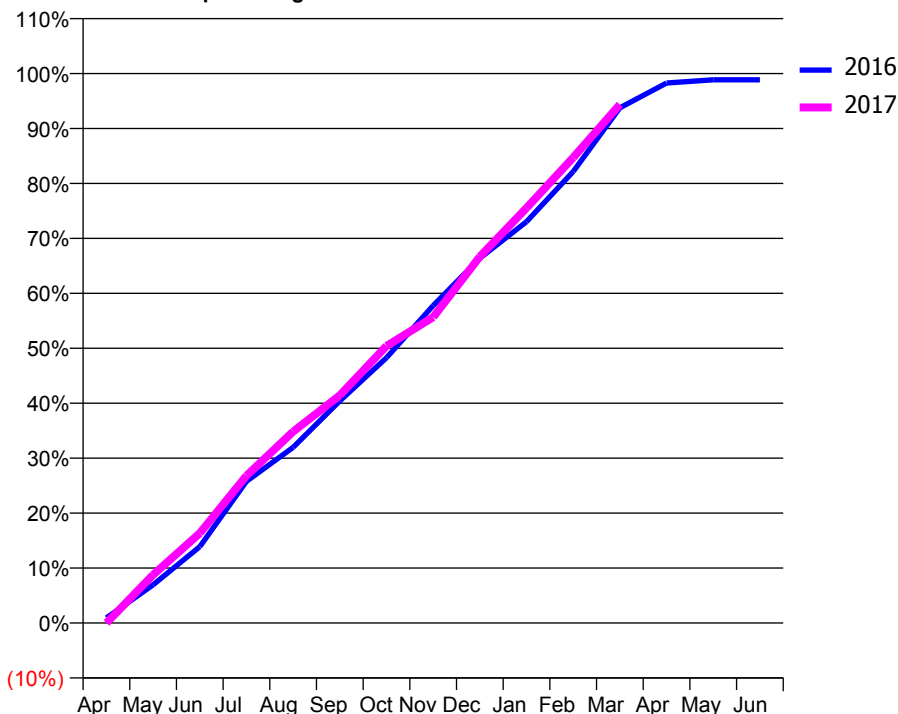
ACCESS*

Patients seen in 24 months	Total	Change since previous quarter
Quarter ending March 2016	5,622	
Quarter ending June 2016	5,626	→
Quarter ending September 2016	5,648	→
Quarter ending December 2016	5,724	→
Quarter ending March 2017	5,700	→
Variance since March 2016	1.4%	→



ACTIVITY

Cumulative percentage of contracted UDA delivered 2016 & 2017



Month	Adjusted Scheduled Activity (UDA)	
	2016	2017
April	179	-3
May	1,341	1,687
June	2,678	3,149
July	4,963	5,162
August	6,157	6,707
September	7,783	7,979
October	9,300	9,711
November	11,125	10,718
December	12,784	12,839
January	14,066	14,548
February	15,820	16,314
March	18,056	18,172
April	18,927	
May	19,036	
June	19,036	

QUALITY

	Quantity	Base Number	Contract	AT	Region	England
% of FP17s for the same patient ID Re-attending within 3 months - Children	340	2,279	14.9%	12.4%	13.3%	12.3%
% of FP17s for the same patient ID Re-attending within 3 months - Adults	1,173	6,126	19.1%	17.7%	17.3%	16.7%
% of FP17s for the same patient ID Re-attending between 3 & 9 months - Children	1,456	2,279	63.9%	53.8%	58.9%	57.6%
% of FP17s for the same patient ID Re-attending between 3 & 9 months - Adults	2,019	6,126	33.0%	44.6%	52.2%	50.1%
% of FP17s for Band 1 Urgent Courses	1,028	8,029	12.8%	11.5%	9.2%	9.1%
% of FP17s Relating to Free Repair or Replacements	129	8,029	1.6%	1.0%	1.0%	0.8%
% of FP17s Relating to Continuations	130	8,029	1.6%	1.4%	1.4%	1.2%
% of Patients satisfied with the dentistry they have received	16	17	94.1%	93.9%	93.1%	92.8%
% of Patients satisfied with the time they had to wait for an appointment	15	17	88.2%	89.4%	89.5%	88.7%

* This is based on patients treated on this contract for their most recent course of treatment. Figures in italics indicate the base number of FP17s or Patient Questionnaire responses are less than 100. N/A is shown where the base number of responses is less than 10 during the period. % is calculated as Quantity/Base number*100

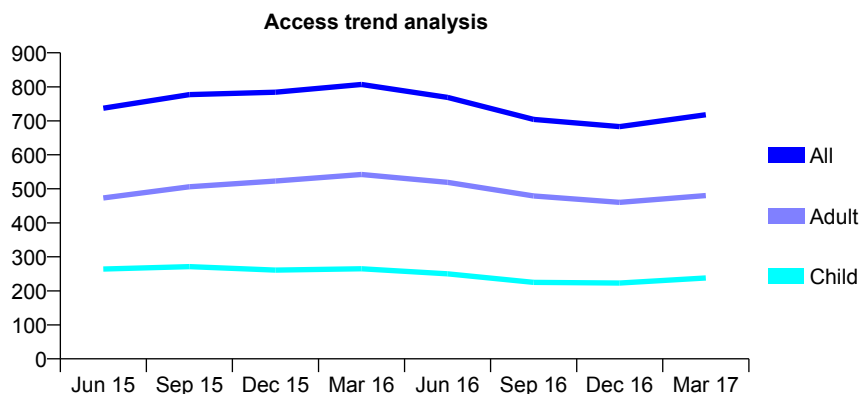
Q48 - Vital Signs At a Glance Contract Report for 914509/0001 - March 2017

Name or company name	MISS LS HUSAIN
Contract type name	GDS Contract
Purpose of contract	General
Contract start date	01/04/2006
Contract end date	

16/17 Contracted general activity (UDA)	2,656
Carry forward general activity (UDA)	0
16/17 Contracted orthodontic activity (UOA)	0
Carry forward orthodontic activity (UOA)	0
Baseline contract value	£133,635.68

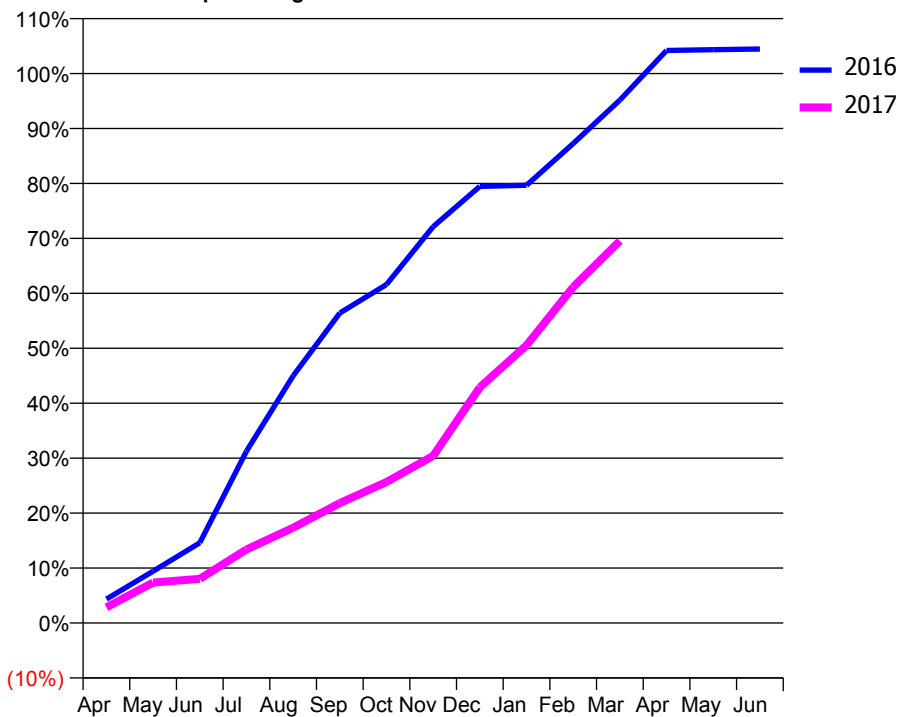
ACCESS*

Patients seen in 24 months	Total	Change since previous quarter
Quarter ending March 2016	807	
Quarter ending June 2016	769	↓
Quarter ending September 2016	704	↓
Quarter ending December 2016	683	↓
Quarter ending March 2017	718	↑
Variance since March 2016	(11.0%)	↓



ACTIVITY

Cumulative percentage of contracted UDA delivered 2016 & 2017



Month	Adjusted Scheduled Activity (UDA)	
	2016	2017
April	116	76
May	251	196
June	388	214
July	831	355
August	1,194	461
September	1,498	580
October	1,636	681
November	1,916	808
December	2,110	1,139
January	2,116	1,342
February	2,317	1,624
March	2,528	1,847
April	2,767	
May	2,771	
June	2,774	

QUALITY

	Quantity	Base Number	Contract	AT	Region	England
% of FP17s for the same patient ID Re-attending within 3 months - Children	80	296	27.0%	12.4%	13.3%	12.3%
% of FP17s for the same patient ID Re-attending within 3 months - Adults	104	519	20.0%	17.7%	17.3%	16.7%
% of FP17s for the same patient ID Re-attending between 3 & 9 months - Children	105	296	35.5%	53.8%	58.9%	57.6%
% of FP17s for the same patient ID Re-attending between 3 & 9 months - Adults	178	519	34.3%	44.6%	52.2%	50.1%
% of FP17s for Band 1 Urgent Courses	96	720	13.3%	11.5%	9.2%	9.1%
% of FP17s Relating to Free Repair or Replacements	8	720	1.1%	1.0%	1.0%	0.8%
% of FP17s Relating to Continuations	3	720	0.4%	1.4%	1.4%	1.2%
% of Patients satisfied with the dentistry they have received	1	1	N/A	93.9%	93.1%	92.8%
% of Patients satisfied with the time they had to wait for an appointment	1	1	N/A	89.4%	89.5%	88.7%

* This is based on patients treated on this contract for their most recent course of treatment. Figures in italics indicate the base number of FP17s or Patient Questionnaire responses are less than 100. N/A is shown where the base number of responses is less than 10 during the period. % is calculated as Quantity/Base number*100

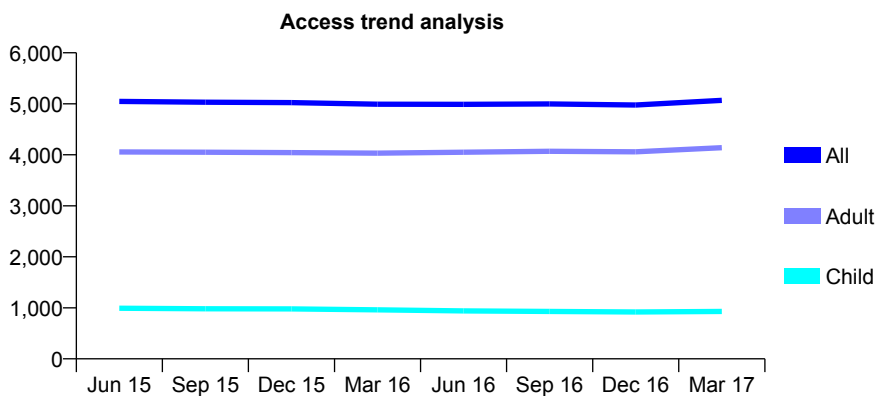
Q48 - Vital Signs At a Glance Contract Report for 916625/0001 - March 2017

Name or company name	MR S ORME
Contract type name	GDS Contract
Purpose of contract	General
Contract start date	01/04/2006
Contract end date	

16/17 Contracted general activity (UDA)	19,957
Carry forward general activity (UDA)	0
16/17 Contracted orthodontic activity (UOA)	0
Carry forward orthodontic activity (UOA)	0
Baseline contract value	£628,939.24

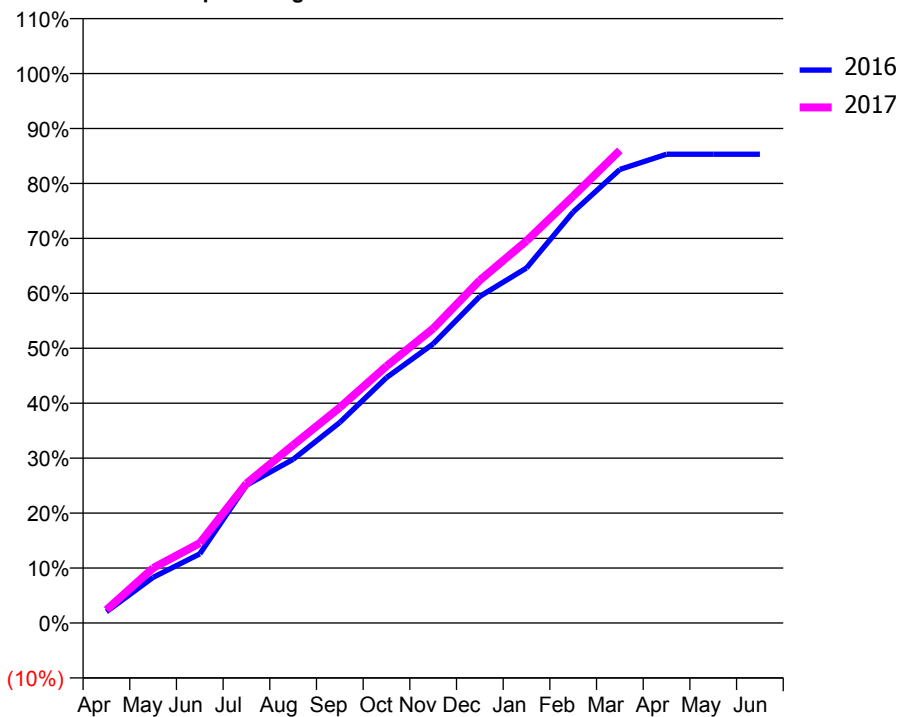
ACCESS*

Patients seen in 24 months	Total	Change since previous quarter
Quarter ending March 2016	4,993	
Quarter ending June 2016	4,990	→
Quarter ending September 2016	4,998	→
Quarter ending December 2016	4,976	→
Quarter ending March 2017	5,069	→
Variance since March 2016	1.5%	→



ACTIVITY

Cumulative percentage of contracted UDA delivered 2016 & 2017



Month	Adjusted Scheduled Activity (UDA)	
	2016	2017
April	408	479
May	1,660	1,997
June	2,513	2,904
July	5,006	5,068
August	5,944	6,465
September	7,285	7,829
October	8,915	9,330
November	10,138	10,696
December	11,861	12,450
January	12,893	13,880
February	14,929	15,502
March	16,475	17,164
April	17,023	
May	17,027	
June	17,027	

QUALITY

	Quantity	Base Number	Contract	AT	Region	England
% of FP17s for the same patient ID Re-attending within 3 months - Children	213	1,751	12.2%	12.4%	13.3%	12.3%
% of FP17s for the same patient ID Re-attending within 3 months - Adults	906	5,412	16.7%	17.7%	17.3%	16.7%
% of FP17s for the same patient ID Re-attending between 3 & 9 months - Children	1,233	1,751	70.4%	53.8%	58.9%	57.6%
% of FP17s for the same patient ID Re-attending between 3 & 9 months - Adults	1,907	5,412	35.2%	44.6%	52.2%	50.1%
% of FP17s for Band 1 Urgent Courses	333	6,960	4.8%	11.5%	9.2%	9.1%
% of FP17s Relating to Free Repair or Replacements	152	6,960	2.2%	1.0%	1.0%	0.8%
% of FP17s Relating to Continuations	68	6,960	1.0%	1.4%	1.4%	1.2%
% of Patients satisfied with the dentistry they have received	25	26	96.2%	93.9%	93.1%	92.8%
% of Patients satisfied with the time they had to wait for an appointment	23	26	88.5%	89.4%	89.5%	88.7%

* This is based on patients treated on this contract for their most recent course of treatment. Figures in italics indicate the base number of FP17s or Patient Questionnaire responses are less than 100. N/A is shown where the base number of responses is less than 10 during the period. % is calculated as Quantity/Base number*100

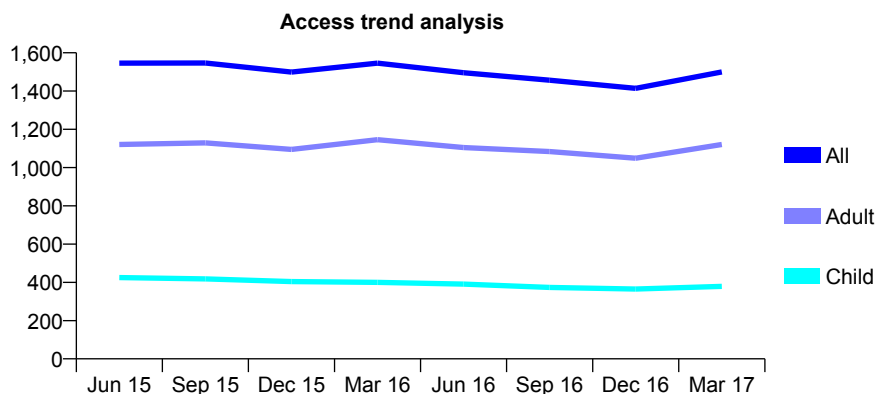
Q48 - Vital Signs At a Glance Contract Report for 916757/0004 - March 2017

Name or company name	MR KJ KHAN
Contract type name	GDS Contract
Purpose of contract	General
Contract start date	01/04/2007
Contract end date	

16/17 Contracted general activity (UDA)	3,428
Carry forward general activity (UDA)	63
16/17 Contracted orthodontic activity (UOA)	0
Carry forward orthodontic activity (UOA)	0
Baseline contract value	£87,448.89

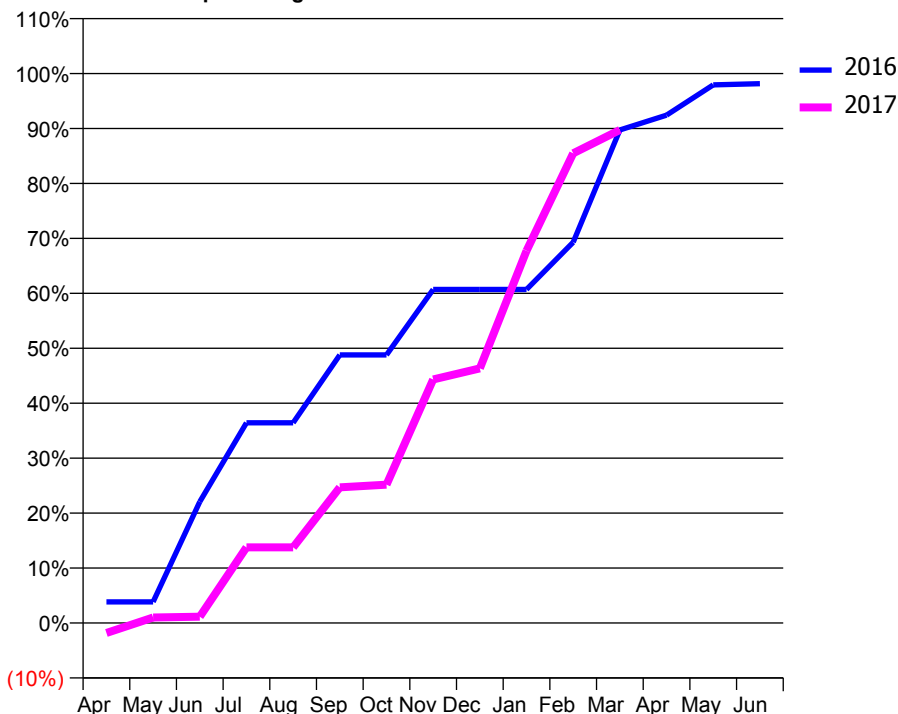
ACCESS*

Patients seen in 24 months	Total	Change since previous quarter
Quarter ending March 2016	1,546	
Quarter ending June 2016	1,496	↓
Quarter ending September 2016	1,457	↓
Quarter ending December 2016	1,414	↓
Quarter ending March 2017	1,500	↑
Variance since March 2016	(3.0%)	↓



ACTIVITY

Cumulative percentage of contracted UDA delivered 2016 & 2017



Adjusted Scheduled Activity (UDA)

Month	2016	2017
April	132	-63
May	132	34
June	757	39
July	1,249	472
August	1,249	472
September	1,672	846
October	1,672	863
November	2,081	1,520
December	2,081	1,589
January	2,081	2,322
February	2,376	2,930
March	3,076	3,076
April	3,168	
May	3,357	
June	3,365	

QUALITY

	Quantity	Base Number	Contract	AT	Region	England
% of FP17s for the same patient ID Re-attending within 3 months - Children	18	414	4.3%	12.4%	13.3%	12.3%
% of FP17s for the same patient ID Re-attending within 3 months - Adults	150	1,139	13.2%	17.7%	17.3%	16.7%
% of FP17s for the same patient ID Re-attending between 3 & 9 months - Children	136	414	32.9%	53.8%	58.9%	57.6%
% of FP17s for the same patient ID Re-attending between 3 & 9 months - Adults	253	1,139	22.2%	44.6%	52.2%	50.1%
% of FP17s for Band 1 Urgent Courses	138	1,397	9.9%	11.5%	9.2%	9.1%
% of FP17s Relating to Free Repair or Replacements	0	1,397	0.0%	1.0%	1.0%	0.8%
% of FP17s Relating to Continuations	4	1,397	0.3%	1.4%	1.4%	1.2%
% of Patients satisfied with the dentistry they have received	4	4	N/A	93.9%	93.1%	92.8%
% of Patients satisfied with the time they had to wait for an appointment	4	4	N/A	89.4%	89.5%	88.7%

* This is based on patients treated on this contract for their most recent course of treatment. Figures in italics indicate the base number of FP17s or Patient Questionnaire responses are less than 100. N/A is shown where the base number of responses is less than 10 during the period. % is calculated as Quantity/Base number*100

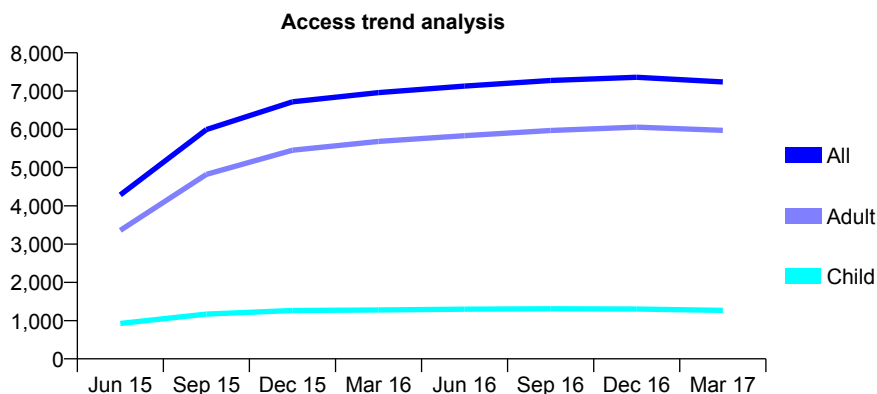
Q48 - Vital Signs At a Glance Contract Report for 931144/0002 - March 2017

Name or company name	ROE LANE FAMILY DENTAL PRACTICE F
Contract type name	GDS Contract
Purpose of contract	General
Contract start date	01/02/2015
Contract end date	

16/17 Contracted general activity (UDA)	25,170
Carry forward general activity (UDA)	178
16/17 Contracted orthodontic activity (UOA)	0
Carry forward orthodontic activity (UOA)	0
Baseline contract value	£779,571.42

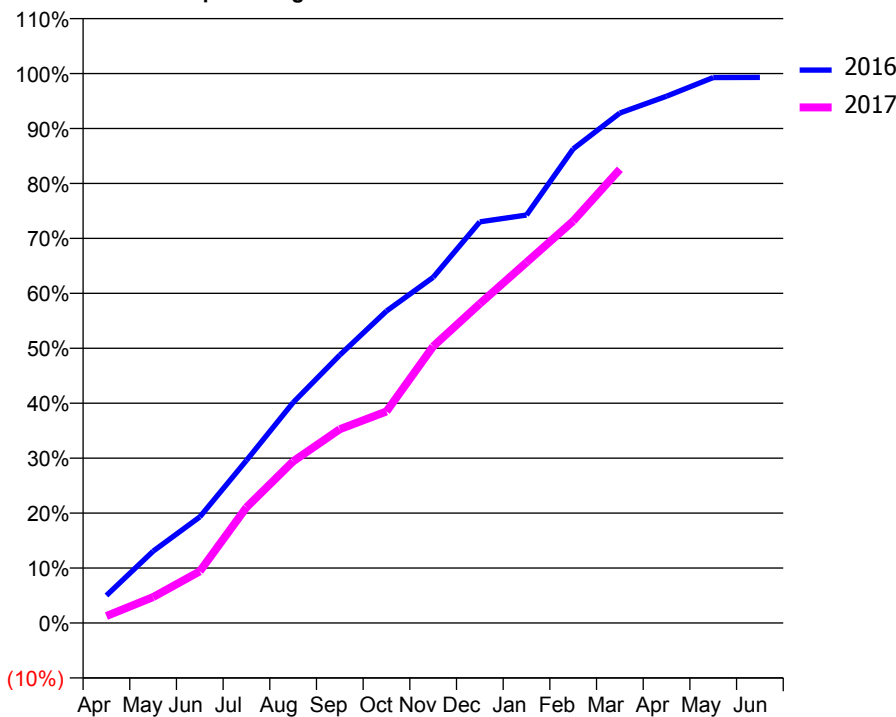
ACCESS*

Patients seen in 24 months	Total	Change since previous quarter
Quarter ending March 2016	6,958	
Quarter ending June 2016	7,132	↑
Quarter ending September 2016	7,278	↑
Quarter ending December 2016	7,360	→
Quarter ending March 2017	7,240	↓
Variance since March 2016	4.1%	↑



ACTIVITY

Cumulative percentage of contracted UDA delivered 2016 & 2017



Month	Adjusted Scheduled Activity (UDA)	
	2016	2017
April	1,262	320
May	3,290	1,189
June	4,856	2,366
July	7,450	5,300
August	10,098	7,408
September	12,272	8,877
October	14,292	9,692
November	15,832	12,670
December	18,377	14,624
January	18,690	16,518
February	21,716	18,411
March	23,362	20,779
April	24,129	
May	24,984	
June	24,992	

QUALITY

	Quantity	Base Number	Contract	AT	Region	England
% of FP17s for the same patient ID Re-attending within 3 months - Children	169	2,112	8.0%	12.4%	13.3%	12.3%
% of FP17s for the same patient ID Re-attending within 3 months - Adults	1,625	9,548	17.0%	17.7%	17.3%	16.7%
% of FP17s for the same patient ID Re-attending between 3 & 9 months - Children	1,372	2,112	65.0%	53.8%	58.9%	57.6%
% of FP17s for the same patient ID Re-attending between 3 & 9 months - Adults	5,852	9,548	61.3%	44.6%	52.2%	50.1%
% of FP17s for Band 1 Urgent Courses	1,092	10,832	10.1%	11.5%	9.2%	9.1%
% of FP17s Relating to Free Repair or Replacements	112	10,832	1.0%	1.0%	1.0%	0.8%
% of FP17s Relating to Continuations	241	10,832	2.2%	1.4%	1.4%	1.2%
% of Patients satisfied with the dentistry they have received	31	32	96.9%	93.9%	93.1%	92.8%
% of Patients satisfied with the time they had to wait for an appointment	28	32	87.5%	89.4%	89.5%	88.7%

* This is based on patients treated on this contract for their most recent course of treatment. Figures in italics indicate the base number of FP17s or Patient Questionnaire responses are less than 100. N/A is shown where the base number of responses is less than 10 during the period. % is calculated as Quantity/Base number*100

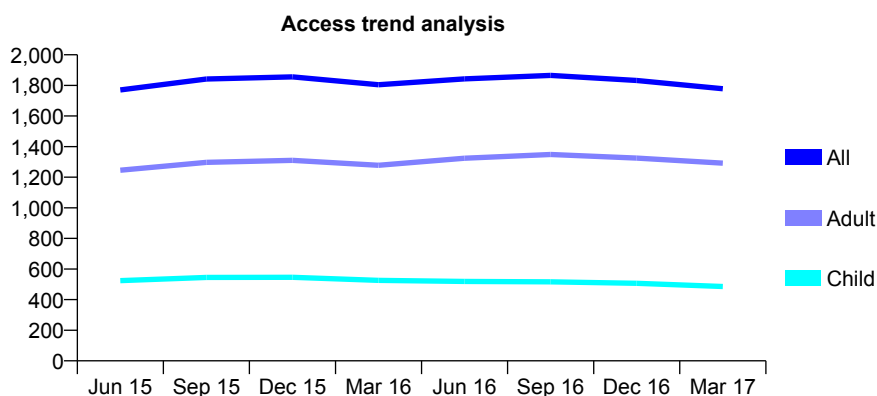
Q48 - Vital Signs At a Glance Contract Report for 935581/0002 - March 2017

Name or company name	MR MH AL-SHARKAWI
Contract type name	GDS Contract
Purpose of contract	General
Contract start date	01/04/2006
Contract end date	

16/17 Contracted general activity (UDA)	4,685
Carry forward general activity (UDA)	0
16/17 Contracted orthodontic activity (UOA)	0
Carry forward orthodontic activity (UOA)	0
Baseline contract value	£127,125.43

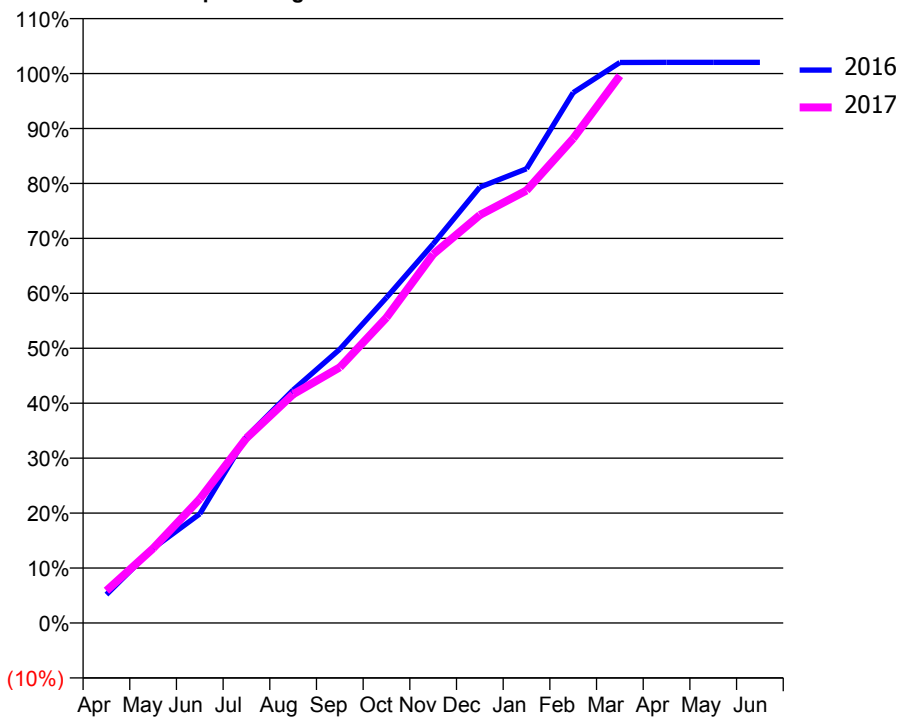
ACCESS*

Patients seen in 24 months	Total	Change since previous quarter
Quarter ending March 2016	1,804	
Quarter ending June 2016	1,843	↑
Quarter ending September 2016	1,865	→
Quarter ending December 2016	1,832	↓
Quarter ending March 2017	1,778	↓
Variance since March 2016	(1.4%)	↓



ACTIVITY

Cumulative percentage of contracted UDA delivered 2016 & 2017



Month	Adjusted Scheduled Activity (UDA)	
	2016	2017
April	243	276
May	637	636
June	930	1,058
July	1,588	1,577
August	1,987	1,951
September	2,335	2,180
October	2,775	2,604
November	3,232	3,144
December	3,716	3,478
January	3,873	3,688
February	4,522	4,130
March	4,779	4,667
April	4,780	
May	4,780	
June	4,780	

QUALITY

	Quantity	Base Number	Contract	AT	Region	England
% of FP17s for the same patient ID Re-attending within 3 months - Children	26	502	5.2%	12.4%	13.3%	12.3%
% of FP17s for the same patient ID Re-attending within 3 months - Adults	95	1,223	7.8%	17.7%	17.3%	16.7%
% of FP17s for the same patient ID Re-attending between 3 & 9 months - Children	168	502	33.5%	53.8%	58.9%	57.6%
% of FP17s for the same patient ID Re-attending between 3 & 9 months - Adults	399	1,223	32.6%	44.6%	52.2%	50.1%
% of FP17s for Band 1 Urgent Courses	119	1,722	6.9%	11.5%	9.2%	9.1%
% of FP17s Relating to Free Repair or Replacements	3	1,722	0.2%	1.0%	1.0%	0.8%
% of FP17s Relating to Continuations	0	1,722	0.0%	1.4%	1.4%	1.2%
% of Patients satisfied with the dentistry they have received	3	3	N/A	93.9%	93.1%	92.8%
% of Patients satisfied with the time they had to wait for an appointment	3	3	N/A	89.4%	89.5%	88.7%

* This is based on patients treated on this contract for their most recent course of treatment. Figures in italics indicate the base number of FP17s or Patient Questionnaire responses are less than 100. N/A is shown where the base number of responses is less than 10 during the period. % is calculated as Quantity/Base number*100

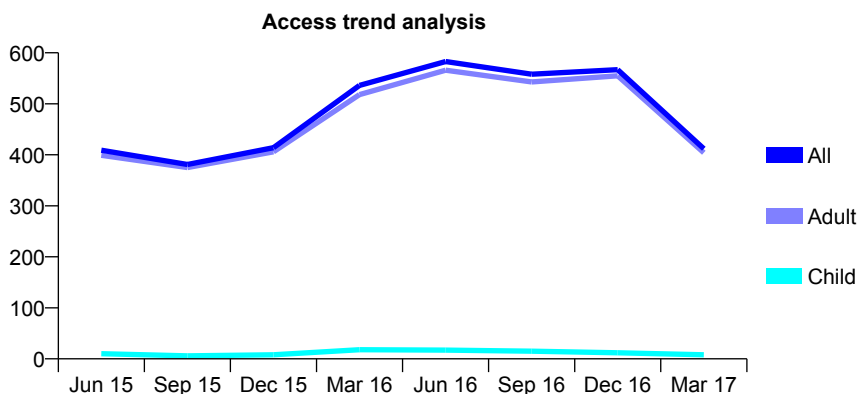
Q48 - Vital Signs At a Glance Contract Report for 947601/0001 - March 2017

Name or company name	MR SS KELSO
Contract type name	PDS Contract
Purpose of contract	General
Contract start date	01/04/2006
Contract end date	30/11/2016

16/17 Contracted general activity (UDA)	1,146
Carry forward general activity (UDA)	0
16/17 Contracted orthodontic activity (UOA)	0
Carry forward orthodontic activity (UOA)	0
Baseline contract value	£63,881.04

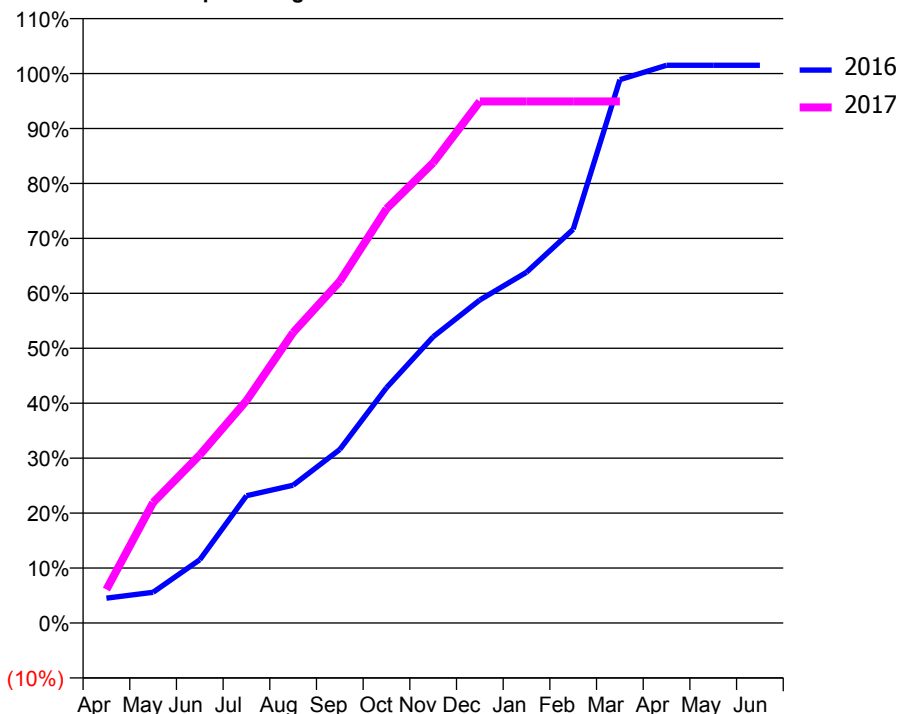
ACCESS*

Patients seen in 24 months	Total	Change since previous quarter
Quarter ending March 2016	536	
Quarter ending June 2016	583	↑
Quarter ending September 2016	558	↓
Quarter ending December 2016	567	→
Quarter ending March 2017	412	↓
Variance since March 2016	(23.1%)	↓



ACTIVITY

Cumulative percentage of contracted UDA delivered 2016 & 2017



Adjusted Scheduled Activity (UDA)

Month	2016	2017
April	78	70
May	96	251
June	198	351
July	398	464
August	431	606
September	543	713
October	736	864
November	895	960
December	1,010	1,088
January	1,097	1,088
February	1,232	1,088
March	1,700	1,088
April	1,745	
May	1,745	
June	1,745	

QUALITY

	Quantity	Base Number	Contract	AT	Region	England
% of FP17s for the same patient ID Re-attending within 3 months - Children	0	11	0.0%	12.4%	13.3%	12.3%
% of FP17s for the same patient ID Re-attending within 3 months - Adults	2	389	0.5%	17.7%	17.3%	16.7%
% of FP17s for the same patient ID Re-attending between 3 & 9 months - Children	0	11	0.0%	53.8%	58.9%	57.6%
% of FP17s for the same patient ID Re-attending between 3 & 9 months - Adults	1	389	0.3%	44.6%	52.2%	50.1%
% of FP17s for Band 1 Urgent Courses	29	386	7.5%	11.5%	9.2%	9.1%
% of FP17s Relating to Free Repair or Replacements	0	386	0.0%	1.0%	1.0%	0.8%
% of FP17s Relating to Continuations	0	386	0.0%	1.4%	1.4%	1.2%
% of Patients satisfied with the dentistry they have received	0	0	N/A	93.9%	93.1%	92.8%
% of Patients satisfied with the time they had to wait for an appointment	0	0	N/A	89.4%	89.5%	88.7%

* This is based on patients treated on this contract for their most recent course of treatment. Figures in italics indicate the base number of FP17s or Patient Questionnaire responses are less than 100. N/A is shown where the base number of responses is less than 10 during the period. % is calculated as Quantity/Base number*100

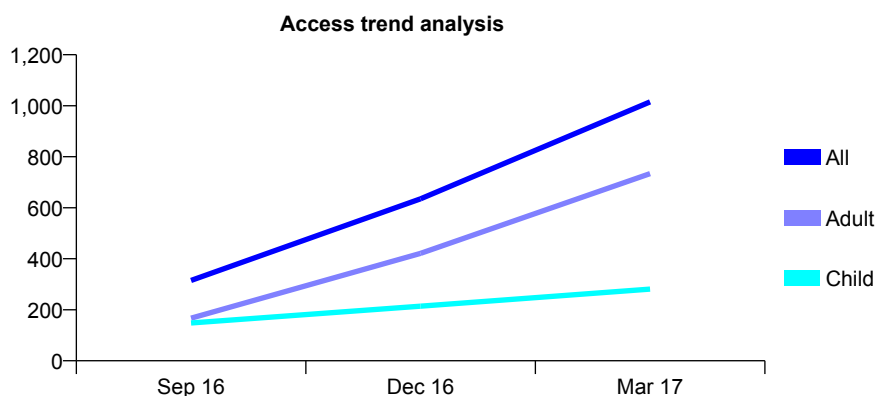
Q49 - Vital Signs At a Glance Contract Report for 100172/0000 - March 2017

Name or company name	No.1 Victoria Terrace Ltd
Contract type name	PDS Contract
Purpose of contract	General
Contract start date	01/07/2016
Contract end date	31/03/2021

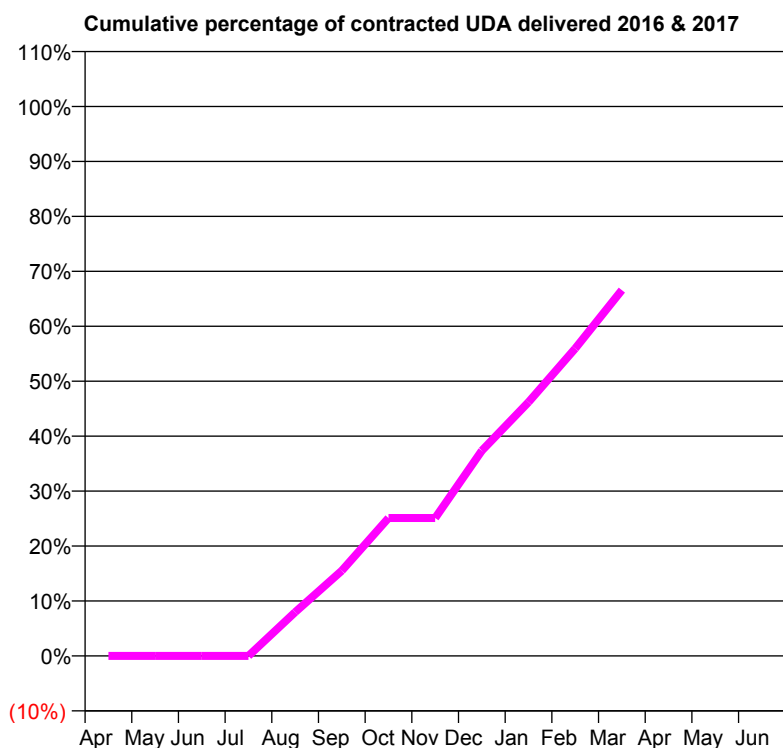
16/17 Contracted general activity (UDA)	3,480
Carry forward general activity (UDA)	0
16/17 Contracted orthodontic activity (UOA)	0
Carry forward orthodontic activity (UOA)	0
Baseline contract value	£75,000.00

ACCESS*

Patients seen in 24 months	Total	Change since previous quarter
Quarter ending March 2016	0	
Quarter ending June 2016	0	
Quarter ending September 2016	315	↑
Quarter ending December 2016	635	↑
Quarter ending March 2017	1,015	↑
Variance since March 2016	N/A	



ACTIVITY



Month	Adjusted Scheduled Activity (UDA)	
	2016	2017
April	0	0
May	0	0
June	0	0
July	0	0
August	0	277
September	0	540
October	0	874
November	0	874
December	0	1,300
January	0	1,607
February	0	1,947
March	0	2,317
April	0	
May	0	
June	0	

QUALITY

	Quantity	Base Number	Contract	AT	Region	England
% of FP17s for the same patient ID Re-attending within 3 months - Children	6	291	2.1%	11.5%	13.3%	12.3%
% of FP17s for the same patient ID Re-attending within 3 months - Adults	46	676	6.8%	15.6%	17.3%	16.7%
% of FP17s for the same patient ID Re-attending between 3 & 9 months - Children	26	291	8.9%	57.3%	58.9%	57.6%
% of FP17s for the same patient ID Re-attending between 3 & 9 months - Adults	37	676	5.5%	52.0%	52.2%	50.1%
% of FP17s for Band 1 Urgent Courses	28	967	2.9%	8.2%	9.2%	9.1%
% of FP17s Relating to Free Repair or Replacements	0	967	0.0%	1.2%	1.0%	0.8%
% of FP17s Relating to Continuations	16	967	1.7%	1.6%	1.4%	1.2%
% of Patients satisfied with the dentistry they have received	1	1	N/A	93.3%	93.1%	92.8%
% of Patients satisfied with the time they had to wait for an appointment	1	1	N/A	90.4%	89.5%	88.7%

* This is based on patients treated on this contract for their most recent course of treatment. Figures in italics indicate the base number of FP17s or Patient Questionnaire responses are less than 100. N/A is shown where the base number of responses is less than 10 during the period. % is calculated as Quantity/Base number*100

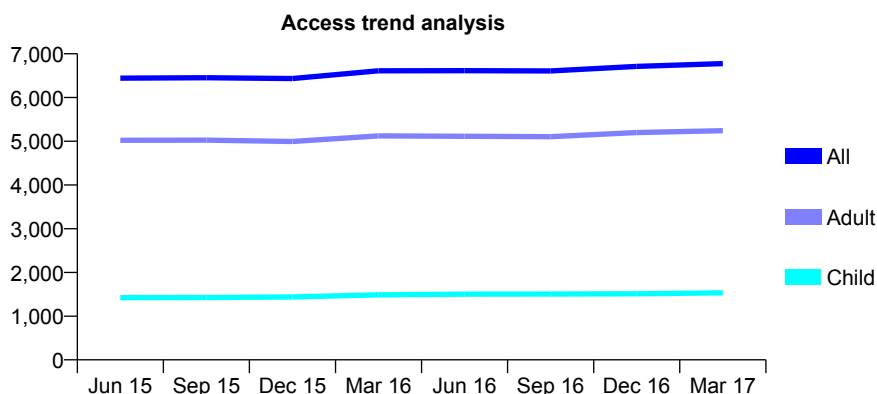
Q49 - Vital Signs At a Glance Contract Report for 101281/0036 - March 2017

Name or company name	OASIS DENTAL CARE LTD
Contract type name	GDS Contract
Purpose of contract	General
Contract start date	01/04/2006
Contract end date	

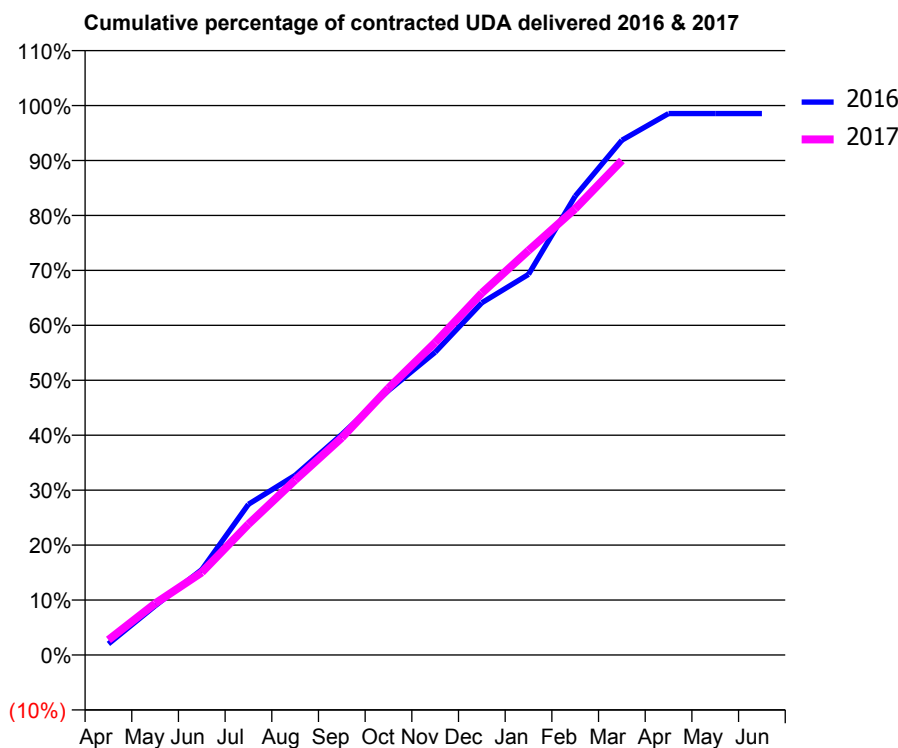
16/17 Contracted general activity (UDA)	25,973
Carry forward general activity (UDA)	379
16/17 Contracted orthodontic activity (UOA)	0
Carry forward orthodontic activity (UOA)	0
Baseline contract value	£624,712.87

ACCESS*

Patients seen in 24 months	Total	Change since previous quarter
Quarter ending March 2016	6,610	
Quarter ending June 2016	6,614	→
Quarter ending September 2016	6,609	→
Quarter ending December 2016	6,711	→
Quarter ending March 2017	6,776	→
Variance since March 2016	2.5%	↑



ACTIVITY



Month	Adjusted Scheduled Activity (UDA)	
	2016	2017
April	527	716
May	2,322	2,435
June	4,037	3,907
July	7,126	6,187
August	8,496	8,267
September	10,431	10,272
October	12,502	12,614
November	14,310	14,771
December	16,648	17,106
January	17,992	19,117
February	21,692	21,093
March	24,335	23,372
April	25,595	
May	25,593	
June	25,594	

QUALITY

	Quantity	Base Number	Contract	AT	Region	England
% of FP17s for the same patient ID Re-attending within 3 months - Children	190	2,030	9.4%	11.5%	13.3%	12.3%
% of FP17s for the same patient ID Re-attending within 3 months - Adults	1,306	7,202	18.1%	15.6%	17.3%	16.7%
% of FP17s for the same patient ID Re-attending between 3 & 9 months - Children	1,065	2,030	52.5%	57.3%	58.9%	57.6%
% of FP17s for the same patient ID Re-attending between 3 & 9 months - Adults	3,683	7,202	51.1%	52.0%	52.2%	50.1%
% of FP17s for Band 1 Urgent Courses	852	8,747	9.7%	8.2%	9.2%	9.1%
% of FP17s Relating to Free Repair or Replacements	190	8,747	2.2%	1.2%	1.0%	0.8%
% of FP17s Relating to Continuations	188	8,747	2.1%	1.6%	1.4%	1.2%
% of Patients satisfied with the dentistry they have received	15	15	100.0%	93.3%	93.1%	92.8%
% of Patients satisfied with the time they had to wait for an appointment	14	15	93.3%	90.4%	89.5%	88.7%

* This is based on patients treated on this contract for their most recent course of treatment. Figures in italics indicate the base number of FP17s or Patient Questionnaire responses are less than 100. N/A is shown where the base number of responses is less than 10 during the period. % is calculated as Quantity/Base number*100

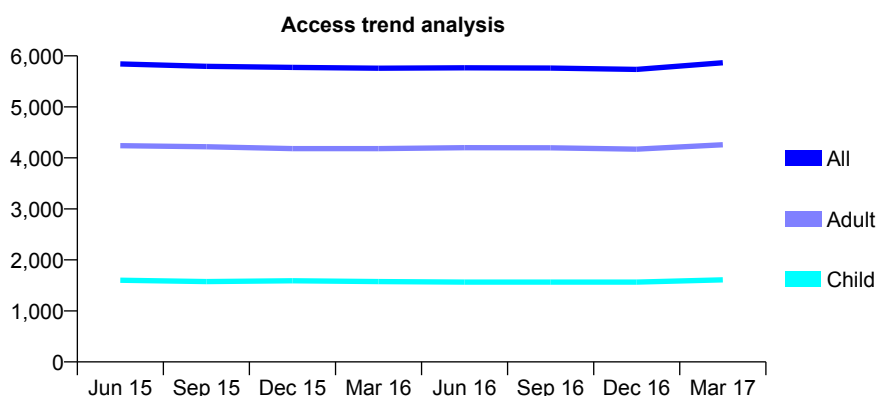
Q49 - Vital Signs At a Glance Contract Report for 101281/0069 - March 2017

Name or company name	OASIS DENTAL CARE LTD
Contract type name	Pilot Contract
Purpose of contract	General
Contract start date	01/04/2006
Contract end date	

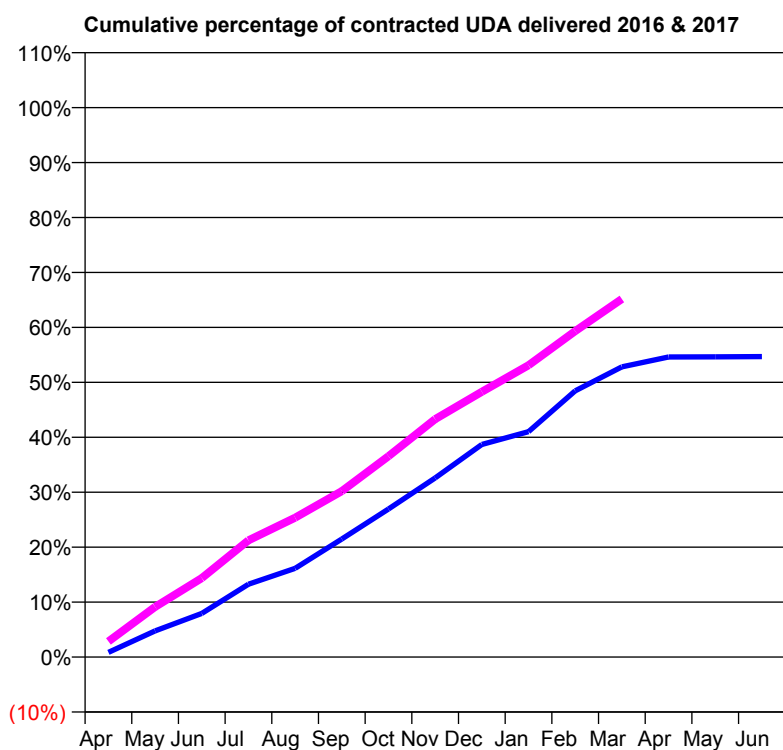
16/17 Contracted general activity (UDA)	23,665
Carry forward general activity (UDA)	0
16/17 Contracted orthodontic activity (UOA)	0
Carry forward orthodontic activity (UOA)	0
Baseline contract value	£612,643.41

ACCESS*

Patients seen in 24 months	Total	Change since previous quarter
Quarter ending March 2016	5,759	
Quarter ending June 2016	5,765	→
Quarter ending September 2016	5,762	→
Quarter ending December 2016	5,734	→
Quarter ending March 2017	5,866	↑
Variance since March 2016	1.9%	→



ACTIVITY



Month	Adjusted Scheduled Activity (UDA)	
	2016	2017
April	202	677
May	1,131	2,159
June	1,880	3,404
July	3,137	5,028
August	3,823	6,006
September	5,087	7,147
October	6,378	8,652
November	7,713	10,246
December	9,159	11,428
January	9,710	12,570
February	11,463	14,039
March	12,497	15,423
April	12,925	
May	12,931	
June	12,943	

QUALITY

	Quantity	Base Number	Contract	AT	Region	England
% of FP17s for the same patient ID Re-attending within 3 months - Children	112	2,219	5.0%	11.5%	13.3%	12.3%
% of FP17s for the same patient ID Re-attending within 3 months - Adults	535	4,812	11.1%	15.6%	17.3%	16.7%
% of FP17s for the same patient ID Re-attending between 3 & 9 months - Children	1,215	2,219	54.8%	57.3%	58.9%	57.6%
% of FP17s for the same patient ID Re-attending between 3 & 9 months - Adults	1,979	4,812	41.1%	52.0%	52.2%	50.1%
% of FP17s for Band 1 Urgent Courses	199	6,745	3.0%	8.2%	9.2%	9.1%
% of FP17s Relating to Free Repair or Replacements	110	6,745	1.6%	1.2%	1.0%	0.8%
% of FP17s Relating to Continuations	115	6,745	1.7%	1.6%	1.4%	1.2%
% of Patients satisfied with the dentistry they have received	3	3	N/A	93.3%	93.1%	92.8%
% of Patients satisfied with the time they had to wait for an appointment	3	3	N/A	90.4%	89.5%	88.7%

* This is based on patients treated on this contract for their most recent course of treatment. Figures in italics indicate the base number of FP17s or Patient Questionnaire responses are less than 100. N/A is shown where the base number of responses is less than 10 during the period. % is calculated as Quantity/Base number*100

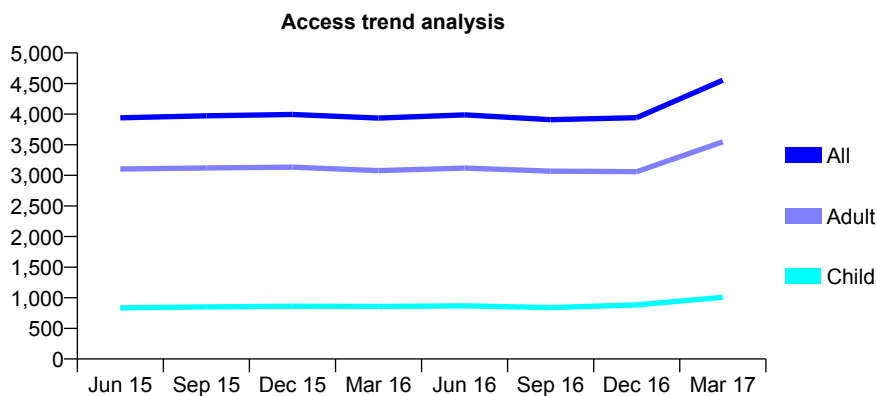
Q49 - Vital Signs At a Glance Contract Report for 101281/0202 - March 2017

Name or company name	OASIS DENTAL CARE LTD
Contract type name	GDS Contract
Purpose of contract	General
Contract start date	18/05/2009
Contract end date	

16/17 Contracted general activity (UDA)	14,000
Carry forward general activity (UDA)	0
16/17 Contracted orthodontic activity (UOA)	0
Carry forward orthodontic activity (UOA)	0
Baseline contract value	£315,312.18

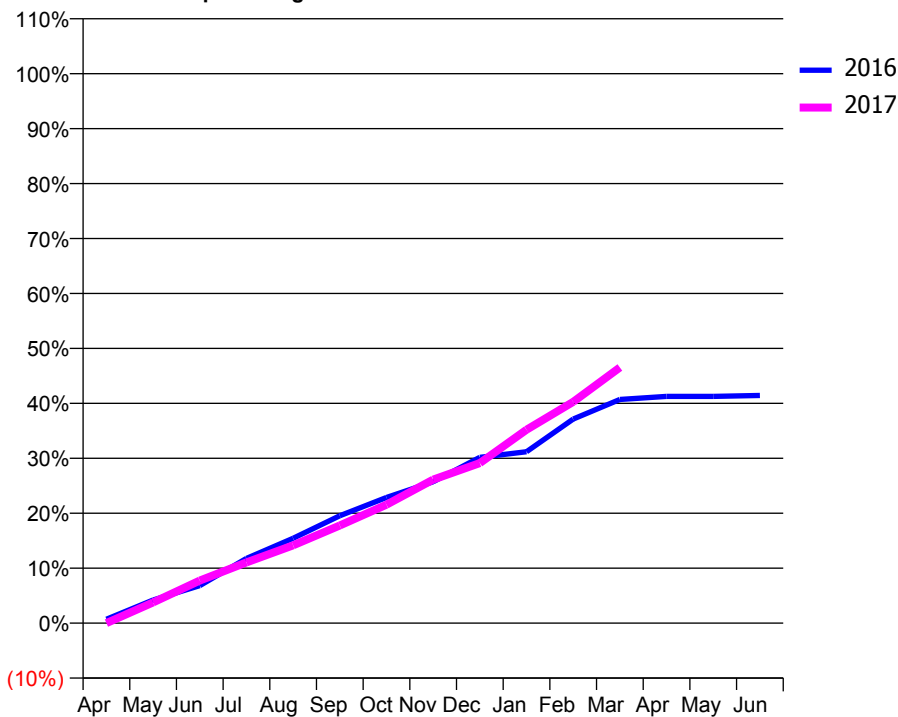
ACCESS*

Patients seen in 24 months	Total	Change since previous quarter
Quarter ending March 2016	3,935	
Quarter ending June 2016	3,987	→
Quarter ending September 2016	3,909	↓
Quarter ending December 2016	3,942	→
Quarter ending March 2017	4,555	↑
Variance since March 2016	15.8%	↑



ACTIVITY

Cumulative percentage of contracted UDA delivered 2016 & 2017



Month	Adjusted Scheduled Activity (UDA)	
	2016	2017
April	99	3
May	590	527
June	956	1,084
July	1,650	1,548
August	2,161	1,982
September	2,736	2,488
October	3,203	3,019
November	3,603	3,657
December	4,225	4,077
January	4,367	4,928
February	5,200	5,637
March	5,698	6,515
April	5,778	
May	5,778	
June	5,801	

QUALITY

	Quantity	Base Number	Contract	AT	Region	England
% of FP17s for the same patient ID Re-attending within 3 months - Children	33	893	3.7%	11.5%	13.3%	12.3%
% of FP17s for the same patient ID Re-attending within 3 months - Adults	297	3,148	9.4%	15.6%	17.3%	16.7%
% of FP17s for the same patient ID Re-attending between 3 & 9 months - Children	152	893	17.0%	57.3%	58.9%	57.6%
% of FP17s for the same patient ID Re-attending between 3 & 9 months - Adults	477	3,148	15.2%	52.0%	52.2%	50.1%
% of FP17s for Band 1 Urgent Courses	619	3,976	15.6%	8.2%	9.2%	9.1%
% of FP17s Relating to Free Repair or Replacements	21	3,976	0.5%	1.2%	1.0%	0.8%
% of FP17s Relating to Continuations	39	3,976	1.0%	1.6%	1.4%	1.2%
% of Patients satisfied with the dentistry they have received	5	5	N/A	93.3%	93.1%	92.8%
% of Patients satisfied with the time they had to wait for an appointment	3	5	N/A	90.4%	89.5%	88.7%

* This is based on patients treated on this contract for their most recent course of treatment. Figures in italics indicate the base number of FP17s or Patient Questionnaire responses are less than 100. N/A is shown where the base number of responses is less than 10 during the period. % is calculated as Quantity/Base number*100

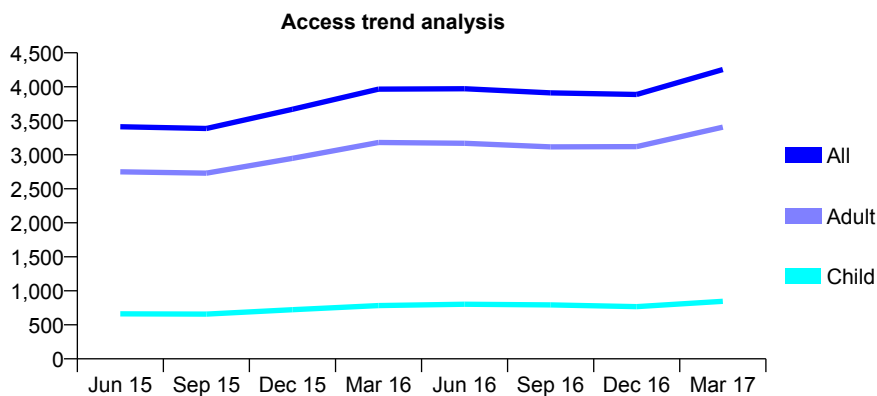
Q49 - Vital Signs At a Glance Contract Report for 101281/0203 - March 2017

Name or company name	OASIS DENTAL CARE LTD
Contract type name	GDS Contract
Purpose of contract	General
Contract start date	18/05/2009
Contract end date	

16/17 Contracted general activity (UDA)	14,000
Carry forward general activity (UDA)	0
16/17 Contracted orthodontic activity (UOA)	0
Carry forward orthodontic activity (UOA)	0
Baseline contract value	£315,312.18

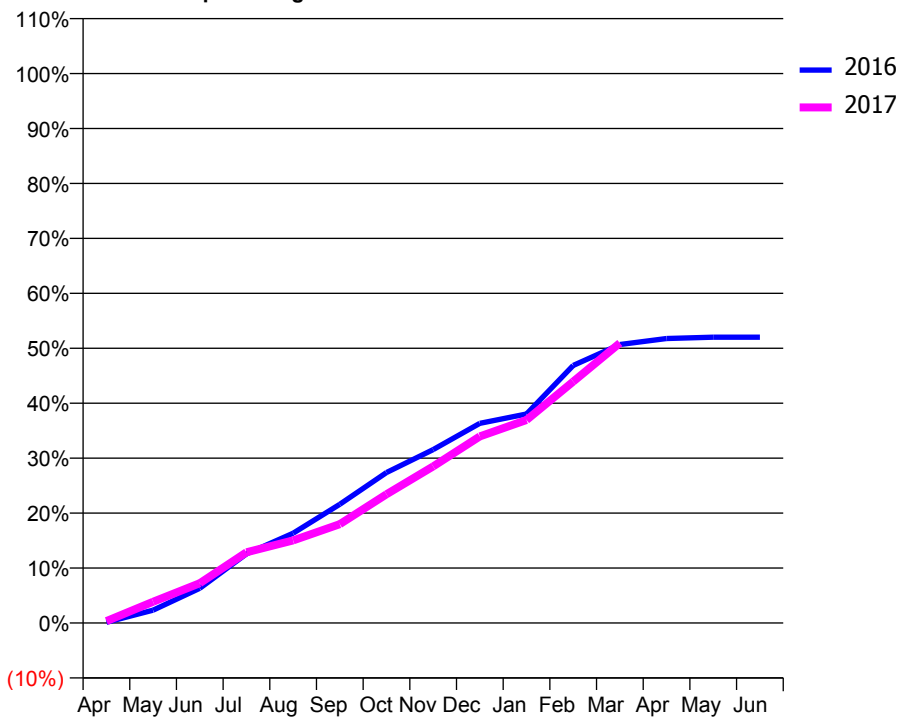
ACCESS*

Patients seen in 24 months	Total	Change since previous quarter
Quarter ending March 2016	3,966	
Quarter ending June 2016	3,971	→
Quarter ending September 2016	3,910	↓
Quarter ending December 2016	3,887	→
Quarter ending March 2017	4,253	↑
Variance since March 2016	7.2%	↑



ACTIVITY

Cumulative percentage of contracted UDA delivered 2016 & 2017



Month	Adjusted Scheduled Activity (UDA)	
	2016	2017
April	20	49
May	327	540
June	885	1,013
July	1,762	1,801
August	2,290	2,105
September	3,024	2,518
October	3,833	3,279
November	4,420	3,991
December	5,087	4,755
January	5,325	5,171
February	6,562	6,153
March	7,094	7,133
April	7,249	
May	7,281	
June	7,281	

QUALITY

	Quantity	Base Number	Contract	AT	Region	England
% of FP17s for the same patient ID Re-attending within 3 months - Children	40	720	5.6%	11.5%	13.3%	12.3%
% of FP17s for the same patient ID Re-attending within 3 months - Adults	462	3,098	14.9%	15.6%	17.3%	16.7%
% of FP17s for the same patient ID Re-attending between 3 & 9 months - Children	158	720	21.9%	57.3%	58.9%	57.6%
% of FP17s for the same patient ID Re-attending between 3 & 9 months - Adults	806	3,098	26.0%	52.0%	52.2%	50.1%
% of FP17s for Band 1 Urgent Courses	570	3,694	15.4%	8.2%	9.2%	9.1%
% of FP17s Relating to Free Repair or Replacements	74	3,694	2.0%	1.2%	1.0%	0.8%
% of FP17s Relating to Continuations	52	3,694	1.4%	1.6%	1.4%	1.2%
% of Patients satisfied with the dentistry they have received	3	3	N/A	93.3%	93.1%	92.8%
% of Patients satisfied with the time they had to wait for an appointment	1	3	N/A	90.4%	89.5%	88.7%

* This is based on patients treated on this contract for their most recent course of treatment. Figures in italics indicate the base number of FP17s or Patient Questionnaire responses are less than 100. N/A is shown where the base number of responses is less than 10 during the period. % is calculated as Quantity/Base number*100

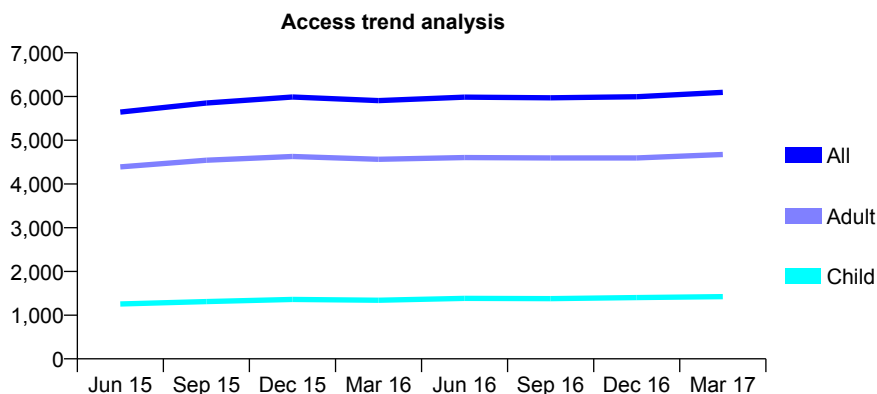
Q49 - Vital Signs At a Glance Contract Report for 101281/0204 - March 2017

Name or company name	OASIS DENTAL CARE LTD
Contract type name	GDS Contract
Purpose of contract	General
Contract start date	08/07/2009
Contract end date	

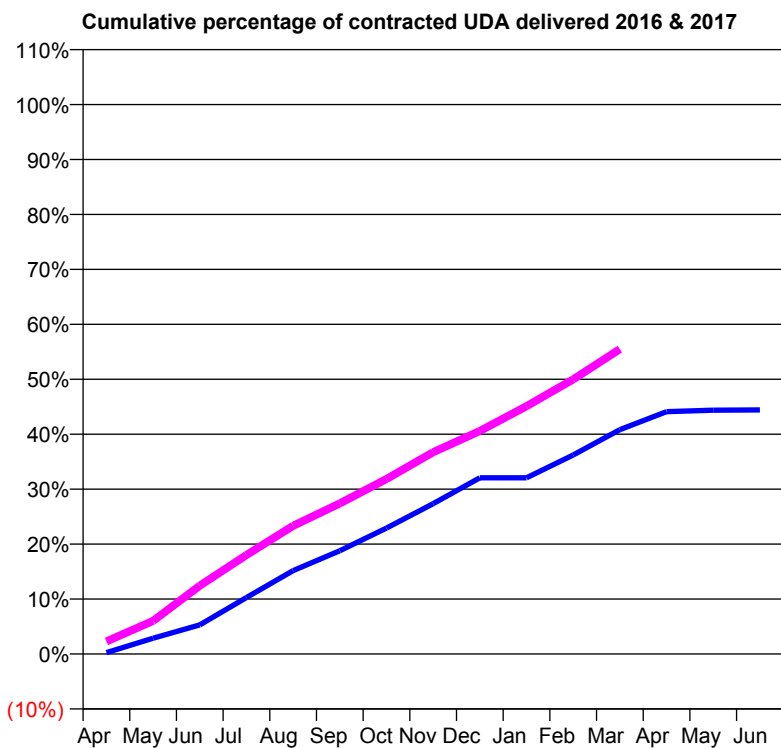
16/17 Contracted general activity (UDA)	21,000
Carry forward general activity (UDA)	0
16/17 Contracted orthodontic activity (UOA)	0
Carry forward orthodontic activity (UOA)	0
Baseline contract value	£468,749.53

ACCESS*

Patients seen in 24 months	Total	Change since previous quarter
Quarter ending March 2016	5,906	
Quarter ending June 2016	5,987	→
Quarter ending September 2016	5,971	→
Quarter ending December 2016	5,994	→
Quarter ending March 2017	6,095	→
Variance since March 2016	3.2%	↑



ACTIVITY



Month	Adjusted Scheduled Activity (UDA)	
	2016	2017
April	53	480
May	606	1,265
June	1,115	2,612
July	2,158	3,785
August	3,185	4,900
September	3,949	5,754
October	4,815	6,691
November	5,745	7,711
December	6,732	8,522
January	6,732	9,473
February	7,604	10,496
March	8,573	11,651
April	9,263	
May	9,319	
June	9,331	

QUALITY

	Quantity	Base Number	Contract	AT	Region	England
% of FP17s for the same patient ID Re-attending within 3 months - Children	85	1,565	5.4%	11.5%	13.3%	12.3%
% of FP17s for the same patient ID Re-attending within 3 months - Adults	639	4,929	13.0%	15.6%	17.3%	16.7%
% of FP17s for the same patient ID Re-attending between 3 & 9 months - Children	334	1,565	21.3%	57.3%	58.9%	57.6%
% of FP17s for the same patient ID Re-attending between 3 & 9 months - Adults	1,151	4,929	23.4%	52.0%	52.2%	50.1%
% of FP17s for Band 1 Urgent Courses	560	6,085	9.2%	8.2%	9.2%	9.1%
% of FP17s Relating to Free Repair or Replacements	82	6,085	1.3%	1.2%	1.0%	0.8%
% of FP17s Relating to Continuations	113	6,085	1.9%	1.6%	1.4%	1.2%
% of Patients satisfied with the dentistry they have received	3	3	N/A	93.3%	93.1%	92.8%
% of Patients satisfied with the time they had to wait for an appointment	3	3	N/A	90.4%	89.5%	88.7%

* This is based on patients treated on this contract for their most recent course of treatment. Figures in italics indicate the base number of FP17s or Patient Questionnaire responses are less than 100. N/A is shown where the base number of responses is less than 10 during the period. % is calculated as Quantity/Base number*100

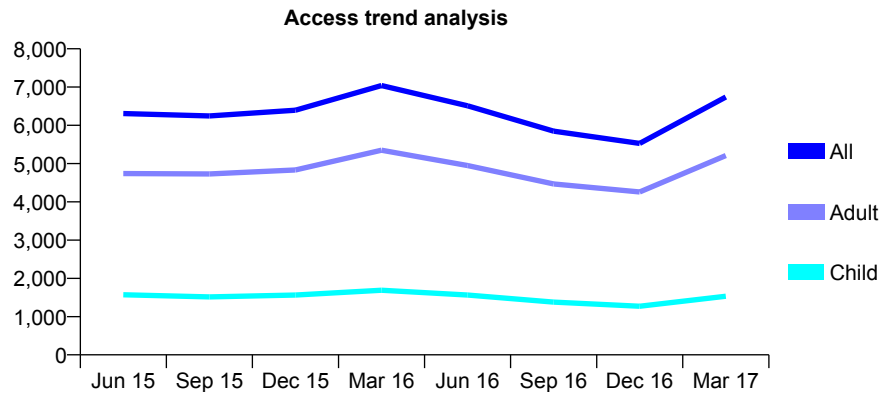
Q49 - Vital Signs At a Glance Contract Report for 101281/0205 - March 2017

Name or company name	OASIS DENTAL CARE LTD
Contract type name	GDS Contract
Purpose of contract	General
Contract start date	04/08/2009
Contract end date	

16/17 Contracted general activity (UDA)	28,000
Carry forward general activity (UDA)	0
16/17 Contracted orthodontic activity (UOA)	0
Carry forward orthodontic activity (UOA)	0
Baseline contract value	£630,624.34

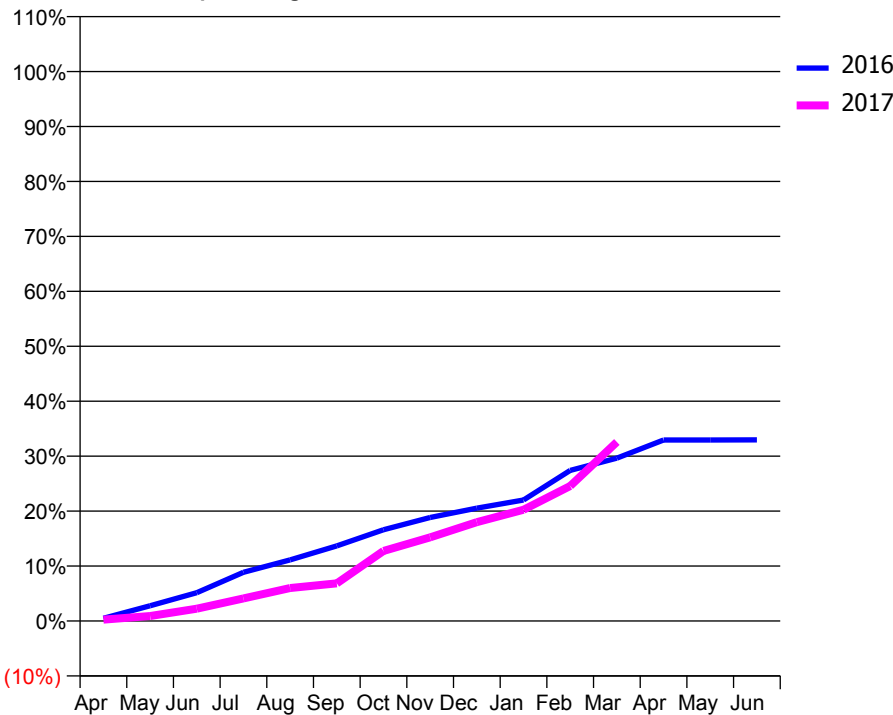
ACCESS*

Patients seen in 24 months	Total	Change since previous quarter
Quarter ending March 2016	7,038	
Quarter ending June 2016	6,511	↓
Quarter ending September 2016	5,847	↓
Quarter ending December 2016	5,526	↓
Quarter ending March 2017	6,741	↑
Variance since March 2016	(4.2%)	↓



ACTIVITY

Cumulative percentage of contracted UDA delivered 2016 & 2017



Month	Adjusted Scheduled Activity (UDA)	
	2016	2017
April	137	72
May	777	252
June	1,441	629
July	2,483	1,150
August	3,118	1,683
September	3,826	1,919
October	4,648	3,569
November	5,277	4,263
December	5,748	5,039
January	6,169	5,672
February	7,672	6,878
March	8,301	9,122
April	9,227	
May	9,227	
June	9,233	

QUALITY

	Quantity	Base Number	Contract	AT	Region	England
% of FP17s for the same patient ID Re-attending within 3 months - Children	56	1,463	3.8%	11.5%	13.3%	12.3%
% of FP17s for the same patient ID Re-attending within 3 months - Adults	414	4,875	8.5%	15.6%	17.3%	16.7%
% of FP17s for the same patient ID Re-attending between 3 & 9 months - Children	229	1,463	15.7%	57.3%	58.9%	57.6%
% of FP17s for the same patient ID Re-attending between 3 & 9 months - Adults	782	4,875	16.0%	52.0%	52.2%	50.1%
% of FP17s for Band 1 Urgent Courses	964	5,674	17.0%	8.2%	9.2%	9.1%
% of FP17s Relating to Free Repair or Replacements	36	5,674	0.6%	1.2%	1.0%	0.8%
% of FP17s Relating to Continuations	15	5,674	0.3%	1.6%	1.4%	1.2%
% of Patients satisfied with the dentistry they have received	4	6	N/A	93.3%	93.1%	92.8%
% of Patients satisfied with the time they had to wait for an appointment	3	6	N/A	90.4%	89.5%	88.7%

* This is based on patients treated on this contract for their most recent course of treatment. Figures in italics indicate the base number of FP17s or Patient Questionnaire responses are less than 100. N/A is shown where the base number of responses is less than 10 during the period. % is calculated as Quantity/Base number*100

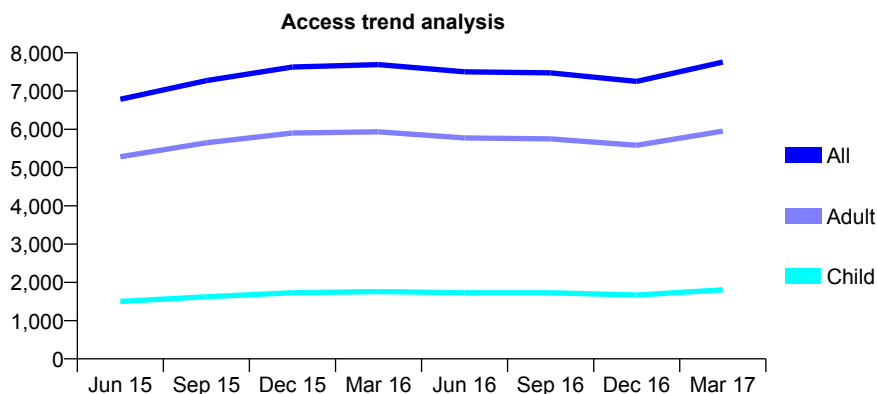
Q49 - Vital Signs At a Glance Contract Report for 101281/0206 - March 2017

Name or company name	OASIS DENTAL CARE LTD
Contract type name	GDS Contract
Purpose of contract	General
Contract start date	16/07/2009
Contract end date	

16/17 Contracted general activity (UDA)	28,000
Carry forward general activity (UDA)	0
16/17 Contracted orthodontic activity (UOA)	0
Carry forward orthodontic activity (UOA)	0
Baseline contract value	£630,624.34

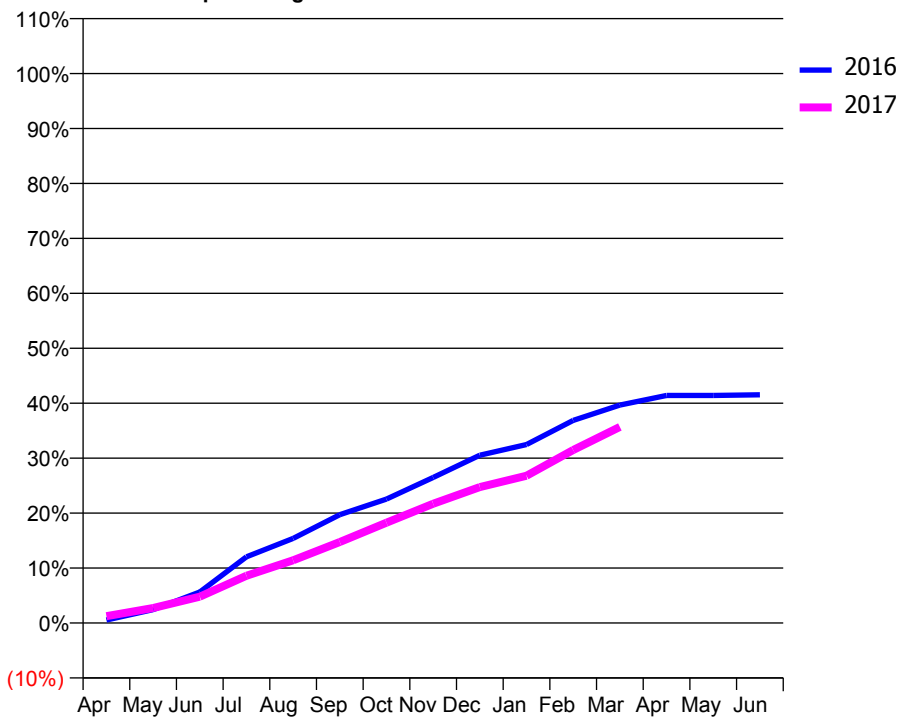
ACCESS*

Patients seen in 24 months	Total	Change since previous quarter
Quarter ending March 2016	7,691	
Quarter ending June 2016	7,503	↓
Quarter ending September 2016	7,477	→
Quarter ending December 2016	7,253	↓
Quarter ending March 2017	7,758	↑
Variance since March 2016	0.9%	→



ACTIVITY

Cumulative percentage of contracted UDA delivered 2016 & 2017



Month	Adjusted Scheduled Activity (UDA)	
	2016	2017
April	151	347
May	683	763
June	1,580	1,339
July	3,375	2,409
August	4,312	3,199
September	5,519	4,127
October	6,316	5,114
November	7,416	6,079
December	8,548	6,928
January	9,095	7,506
February	10,327	8,818
March	11,109	9,989
April	11,596	
May	11,598	
June	11,629	

QUALITY

	Quantity	Base Number	Contract	AT	Region	England
% of FP17s for the same patient ID Re-attending within 3 months - Children	52	1,435	3.6%	11.5%	13.3%	12.3%
% of FP17s for the same patient ID Re-attending within 3 months - Adults	541	4,859	11.1%	15.6%	17.3%	16.7%
% of FP17s for the same patient ID Re-attending between 3 & 9 months - Children	255	1,435	17.8%	57.3%	58.9%	57.6%
% of FP17s for the same patient ID Re-attending between 3 & 9 months - Adults	913	4,859	18.8%	52.0%	52.2%	50.1%
% of FP17s for Band 1 Urgent Courses	926	5,965	15.5%	8.2%	9.2%	9.1%
% of FP17s Relating to Free Repair or Replacements	39	5,965	0.7%	1.2%	1.0%	0.8%
% of FP17s Relating to Continuations	58	5,965	1.0%	1.6%	1.4%	1.2%
% of Patients satisfied with the dentistry they have received	5	5	N/A	93.3%	93.1%	92.8%
% of Patients satisfied with the time they had to wait for an appointment	3	5	N/A	90.4%	89.5%	88.7%

* This is based on patients treated on this contract for their most recent course of treatment. Figures in italics indicate the base number of FP17s or Patient Questionnaire responses are less than 100. N/A is shown where the base number of responses is less than 10 during the period. % is calculated as Quantity/Base number*100

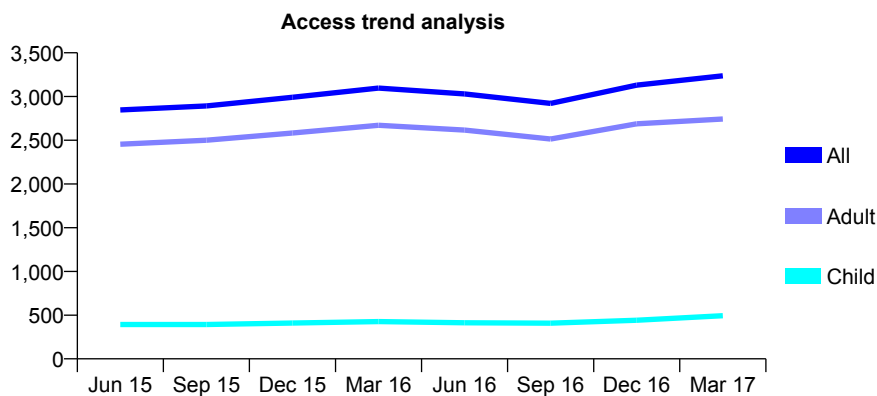
Q49 - Vital Signs At a Glance Contract Report for 101281/0222 - March 2017

Name or company name	OASIS DENTAL CARE LTD
Contract type name	PDS Plus Contract
Purpose of contract	General
Contract start date	18/08/2010
Contract end date	31/03/2020

16/17 Contracted general activity (UDA)	14,000
Carry forward general activity (UDA)	0
16/17 Contracted orthodontic activity (UOA)	0
Carry forward orthodontic activity (UOA)	0
Baseline contract value	£173,684.97

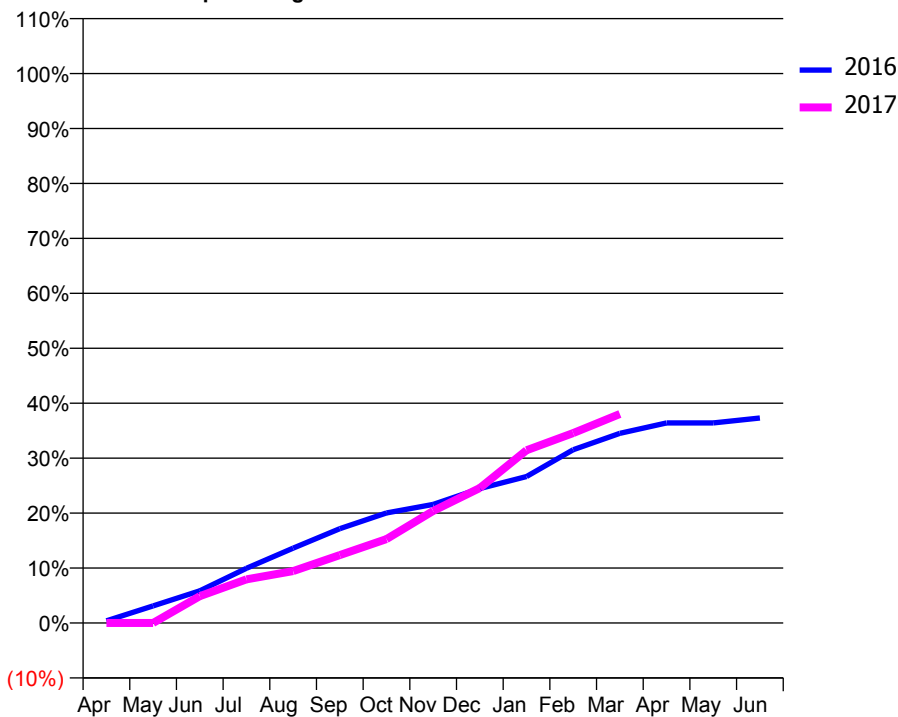
ACCESS*

Patients seen in 24 months	Total	Change since previous quarter
Quarter ending March 2016	3,097	
Quarter ending June 2016	3,029	↓
Quarter ending September 2016	2,922	↓
Quarter ending December 2016	3,130	↑
Quarter ending March 2017	3,237	↑
Variance since March 2016	4.5%	↑



ACTIVITY

Cumulative percentage of contracted UDA delivered 2016 & 2017



Adjusted Scheduled Activity (UDA)

Month	2016	2017
April	56	0
May	437	0
June	822	684
July	1,393	1,111
August	1,908	1,323
September	2,404	1,730
October	2,805	2,137
November	3,022	2,855
December	3,428	3,441
January	3,730	4,402
February	4,414	4,839
March	4,832	5,324
April	5,098	
May	5,098	
June	5,223	

QUALITY

	Quantity	Base Number	Contract	AT	Region	England
% of FP17s for the same patient ID Re-attending within 3 months - Children	10	509	2.0%	11.5%	13.3%	12.3%
% of FP17s for the same patient ID Re-attending within 3 months - Adults	300	2,926	10.3%	15.6%	17.3%	16.7%
% of FP17s for the same patient ID Re-attending between 3 & 9 months - Children	148	509	29.1%	57.3%	58.9%	57.6%
% of FP17s for the same patient ID Re-attending between 3 & 9 months - Adults	849	2,926	29.0%	52.0%	52.2%	50.1%
% of FP17s for Band 1 Urgent Courses	376	2,988	12.6%	8.2%	9.2%	9.1%
% of FP17s Relating to Free Repair or Replacements	10	2,988	0.3%	1.2%	1.0%	0.8%
% of FP17s Relating to Continuations	29	2,988	1.0%	1.6%	1.4%	1.2%
% of Patients satisfied with the dentistry they have received	15	17	88.2%	93.3%	93.1%	92.8%
% of Patients satisfied with the time they had to wait for an appointment	10	17	58.8%	90.4%	89.5%	88.7%

* This is based on patients treated on this contract for their most recent course of treatment. Figures in italics indicate the base number of FP17s or Patient Questionnaire responses are less than 100. N/A is shown where the base number of responses is less than 10 during the period. % is calculated as Quantity/Base number*100

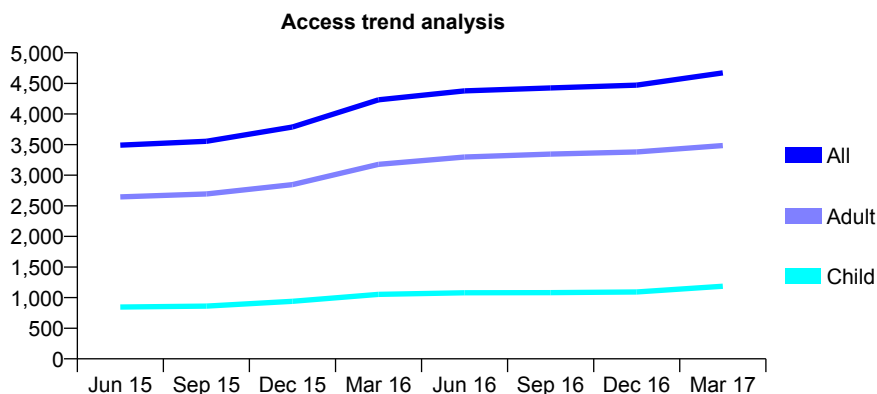
Q49 - Vital Signs At a Glance Contract Report for 101281/0223 - March 2017

Name or company name	OASIS DENTAL CARE LTD
Contract type name	PDS Plus Contract
Purpose of contract	General
Contract start date	01/09/2010
Contract end date	31/03/2020

16/17 Contracted general activity (UDA)	18,000
Carry forward general activity (UDA)	0
16/17 Contracted orthodontic activity (UOA)	0
Carry forward orthodontic activity (UOA)	0
Baseline contract value	£320,400.00

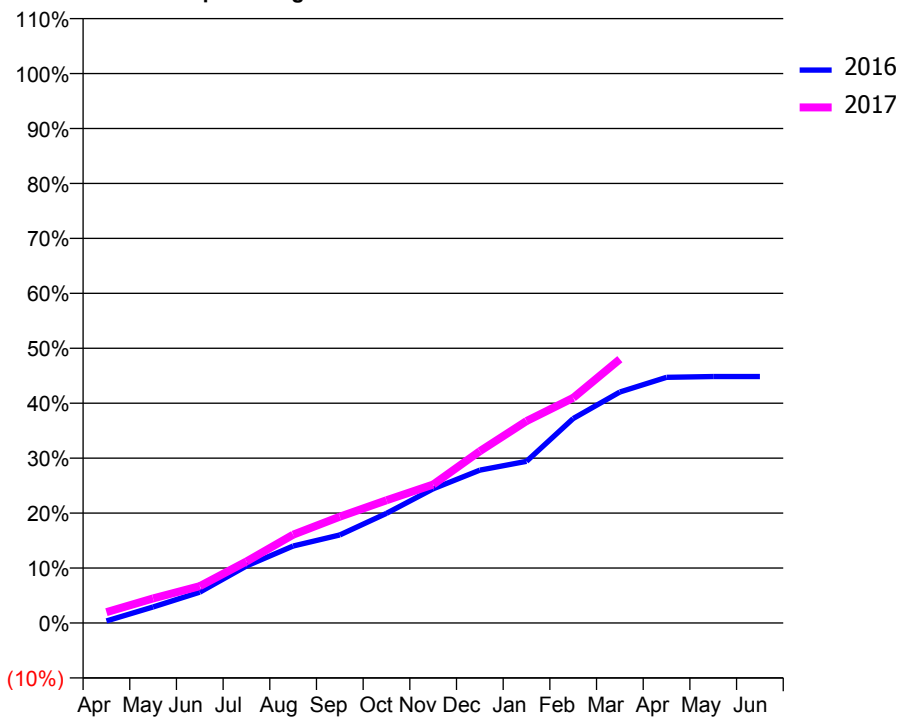
ACCESS*

Patients seen in 24 months	Total	Change since previous quarter
Quarter ending March 2016	4,232	
Quarter ending June 2016	4,377	↑
Quarter ending September 2016	4,426	→
Quarter ending December 2016	4,472	→
Quarter ending March 2017	4,672	↑
Variance since March 2016	10.4%	↑



ACTIVITY

Cumulative percentage of contracted UDA delivered 2016 & 2017



Month	Adjusted Scheduled Activity (UDA)	
	2016	2017
April	69	355
May	527	807
June	1,013	1,208
July	1,866	2,017
August	2,521	2,892
September	2,887	3,483
October	3,594	4,021
November	4,395	4,534
December	5,008	5,630
January	5,294	6,615
February	6,698	7,374
March	7,568	8,642
April	8,050	
May	8,076	
June	8,076	

QUALITY

	Quantity	Base Number	Contract	AT	Region	England
% of FP17s for the same patient ID Re-attending within 3 months - Children	66	1,070	6.2%	11.5%	13.3%	12.3%
% of FP17s for the same patient ID Re-attending within 3 months - Adults	387	3,456	11.2%	15.6%	17.3%	16.7%
% of FP17s for the same patient ID Re-attending between 3 & 9 months - Children	262	1,070	24.5%	57.3%	58.9%	57.6%
% of FP17s for the same patient ID Re-attending between 3 & 9 months - Adults	1,037	3,456	30.0%	52.0%	52.2%	50.1%
% of FP17s for Band 1 Urgent Courses	468	4,052	11.5%	8.2%	9.2%	9.1%
% of FP17s Relating to Free Repair or Replacements	56	4,052	1.4%	1.2%	1.0%	0.8%
% of FP17s Relating to Continuations	38	4,052	0.9%	1.6%	1.4%	1.2%
% of Patients satisfied with the dentistry they have received	6	7	N/A	93.3%	93.1%	92.8%
% of Patients satisfied with the time they had to wait for an appointment	5	7	N/A	90.4%	89.5%	88.7%

* This is based on patients treated on this contract for their most recent course of treatment. Figures in italics indicate the base number of FP17s or Patient Questionnaire responses are less than 100. N/A is shown where the base number of responses is less than 10 during the period. % is calculated as Quantity/Base number*100

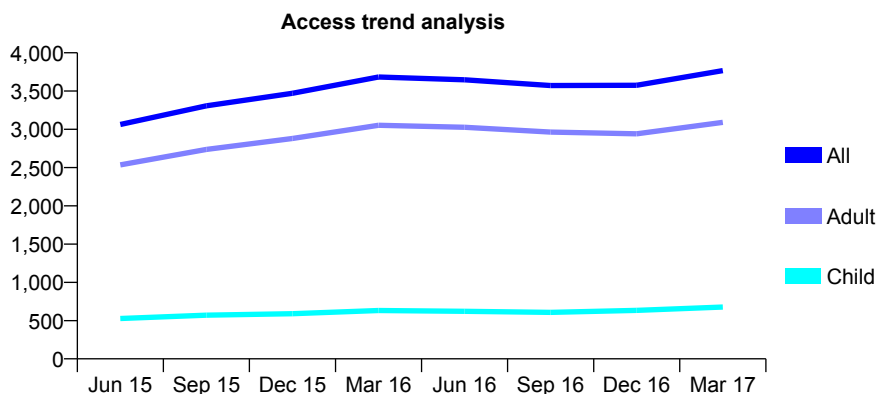
Q49 - Vital Signs At a Glance Contract Report for 101281/0224 - March 2017

Name or company name	OASIS DENTAL CARE LTD
Contract type name	PDS Plus Contract
Purpose of contract	General
Contract start date	18/08/2010
Contract end date	31/03/2020

16/17 Contracted general activity (UDA)	14,000
Carry forward general activity (UDA)	0
16/17 Contracted orthodontic activity (UOA)	0
Carry forward orthodontic activity (UOA)	0
Baseline contract value	£173,684.97

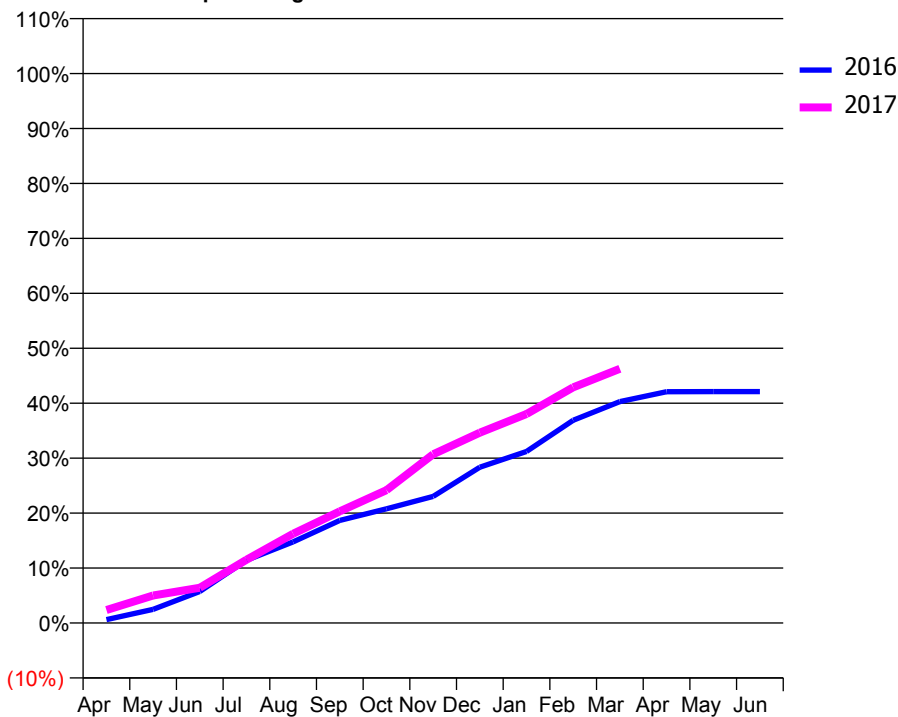
ACCESS*

Patients seen in 24 months	Total	Change since previous quarter
Quarter ending March 2016	3,684	
Quarter ending June 2016	3,647	↓
Quarter ending September 2016	3,572	↓
Quarter ending December 2016	3,575	→
Quarter ending March 2017	3,768	↑
Variance since March 2016	2.3%	↑



ACTIVITY

Cumulative percentage of contracted UDA delivered 2016 & 2017



Month	Adjusted Scheduled Activity (UDA)	
	2016	2017
April	87	332
May	348	701
June	802	898
July	1,597	1,612
August	2,067	2,273
September	2,615	2,847
October	2,911	3,384
November	3,226	4,300
December	3,970	4,851
January	4,371	5,327
February	5,164	6,005
March	5,641	6,479
April	5,893	
May	5,896	
June	5,896	

QUALITY

	Quantity	Base Number	Contract	AT	Region	England
% of FP17s for the same patient ID Re-attending within 3 months - Children	62	899	6.9%	11.5%	13.3%	12.3%
% of FP17s for the same patient ID Re-attending within 3 months - Adults	454	2,858	15.9%	15.6%	17.3%	16.7%
% of FP17s for the same patient ID Re-attending between 3 & 9 months - Children	549	899	61.1%	57.3%	58.9%	57.6%
% of FP17s for the same patient ID Re-attending between 3 & 9 months - Adults	646	2,858	22.6%	52.0%	52.2%	50.1%
% of FP17s for Band 1 Urgent Courses	408	3,620	11.3%	8.2%	9.2%	9.1%
% of FP17s Relating to Free Repair or Replacements	25	3,620	0.7%	1.2%	1.0%	0.8%
% of FP17s Relating to Continuations	58	3,620	1.6%	1.6%	1.4%	1.2%
% of Patients satisfied with the dentistry they have received	5	5	N/A	93.3%	93.1%	92.8%
% of Patients satisfied with the time they had to wait for an appointment	3	5	N/A	90.4%	89.5%	88.7%

* This is based on patients treated on this contract for their most recent course of treatment. Figures in italics indicate the base number of FP17s or Patient Questionnaire responses are less than 100. N/A is shown where the base number of responses is less than 10 during the period. % is calculated as Quantity/Base number*100

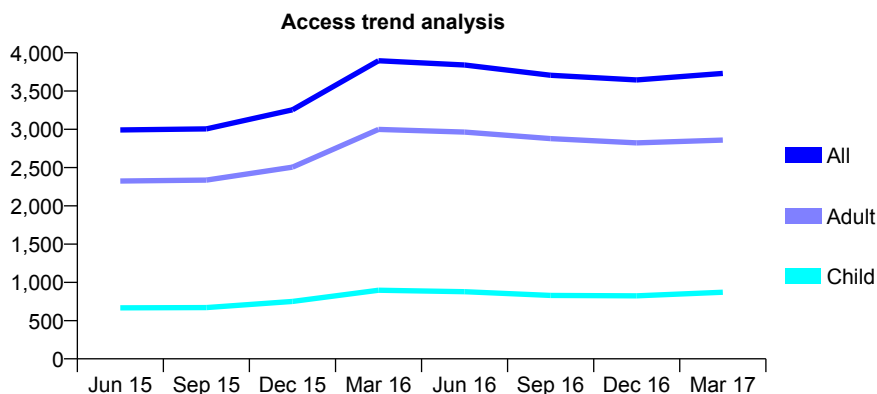
Q49 - Vital Signs At a Glance Contract Report for 101281/0227 - March 2017

Name or company name	OASIS DENTAL CARE LTD
Contract type name	PDS Plus Contract
Purpose of contract	General
Contract start date	04/10/2010
Contract end date	31/03/2020

16/17 Contracted general activity (UDA)	14,000
Carry forward general activity (UDA)	0
16/17 Contracted orthodontic activity (UOA)	0
Carry forward orthodontic activity (UOA)	0
Baseline contract value	£173,684.97

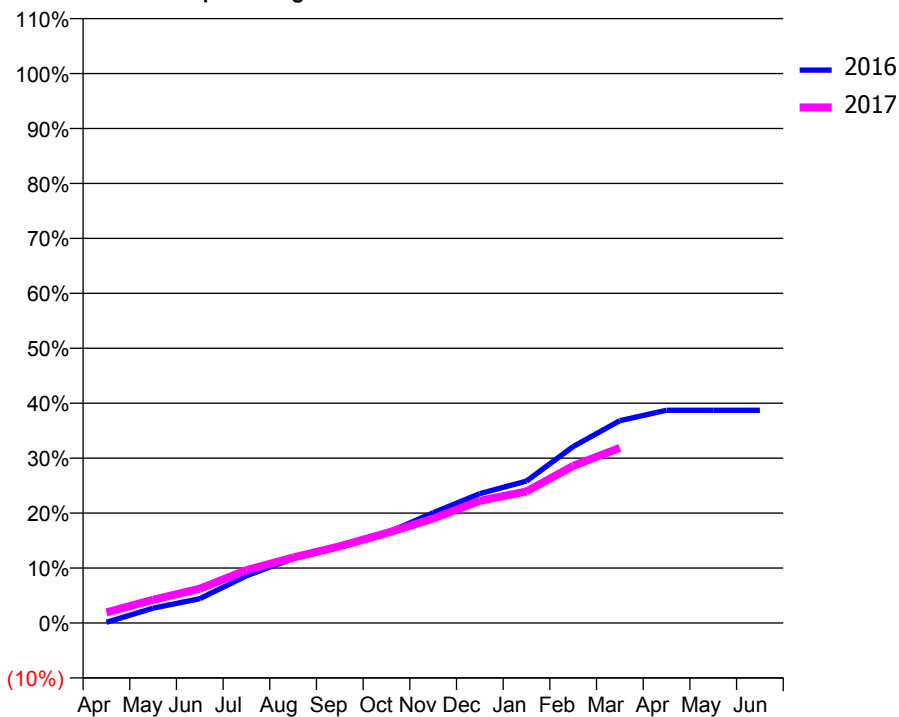
ACCESS*

Patients seen in 24 months	Total	Change since previous quarter
Quarter ending March 2016	3,896	
Quarter ending June 2016	3,841	↓
Quarter ending September 2016	3,707	↓
Quarter ending December 2016	3,646	↓
Quarter ending March 2017	3,731	↑
Variance since March 2016	(4.2%)	↓



ACTIVITY

Cumulative percentage of contracted UDA delivered 2016 & 2017



Month	Adjusted Scheduled Activity (UDA)	
	2016	2017
April	20	270
May	380	594
June	619	876
July	1,204	1,346
August	1,641	1,671
September	1,956	1,956
October	2,290	2,293
November	2,807	2,663
December	3,299	3,114
January	3,618	3,353
February	4,496	4,004
March	5,156	4,462
April	5,419	
May	5,420	
June	5,420	

QUALITY

	Quantity	Base Number	Contract	AT	Region	England
% of FP17s for the same patient ID Re-attending within 3 months - Children	63	848	7.4%	11.5%	13.3%	12.3%
% of FP17s for the same patient ID Re-attending within 3 months - Adults	378	2,315	16.3%	15.6%	17.3%	16.7%
% of FP17s for the same patient ID Re-attending between 3 & 9 months - Children	366	848	43.2%	57.3%	58.9%	57.6%
% of FP17s for the same patient ID Re-attending between 3 & 9 months - Adults	498	2,315	21.5%	52.0%	52.2%	50.1%
% of FP17s for Band 1 Urgent Courses	911	2,953	30.8%	8.2%	9.2%	9.1%
% of FP17s Relating to Free Repair or Replacements	8	2,953	0.3%	1.2%	1.0%	0.8%
% of FP17s Relating to Continuations	13	2,953	0.4%	1.6%	1.4%	1.2%
% of Patients satisfied with the dentistry they have received	1	1	N/A	93.3%	93.1%	92.8%
% of Patients satisfied with the time they had to wait for an appointment	1	1	N/A	90.4%	89.5%	88.7%

* This is based on patients treated on this contract for their most recent course of treatment. Figures in italics indicate the base number of FP17s or Patient Questionnaire responses are less than 100. N/A is shown where the base number of responses is less than 10 during the period. % is calculated as Quantity/Base number*100

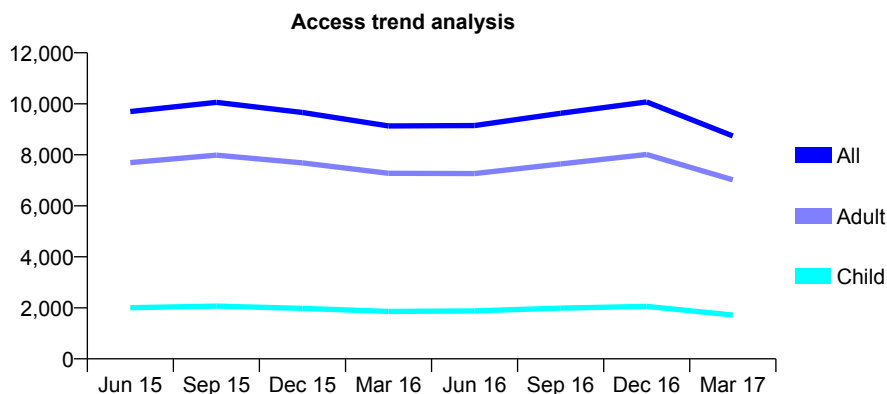
Q49 - Vital Signs At a Glance Contract Report for 101338/0046 - March 2017

Name or company name	Whitecross Dental Care Limited
Contract type name	GDS Contract
Purpose of contract	General
Contract start date	01/02/2007
Contract end date	

16/17 Contracted general activity (UDA)	25,452
Carry forward general activity (UDA)	378
16/17 Contracted orthodontic activity (UOA)	0
Carry forward orthodontic activity (UOA)	0
Baseline contract value	£601,859.49

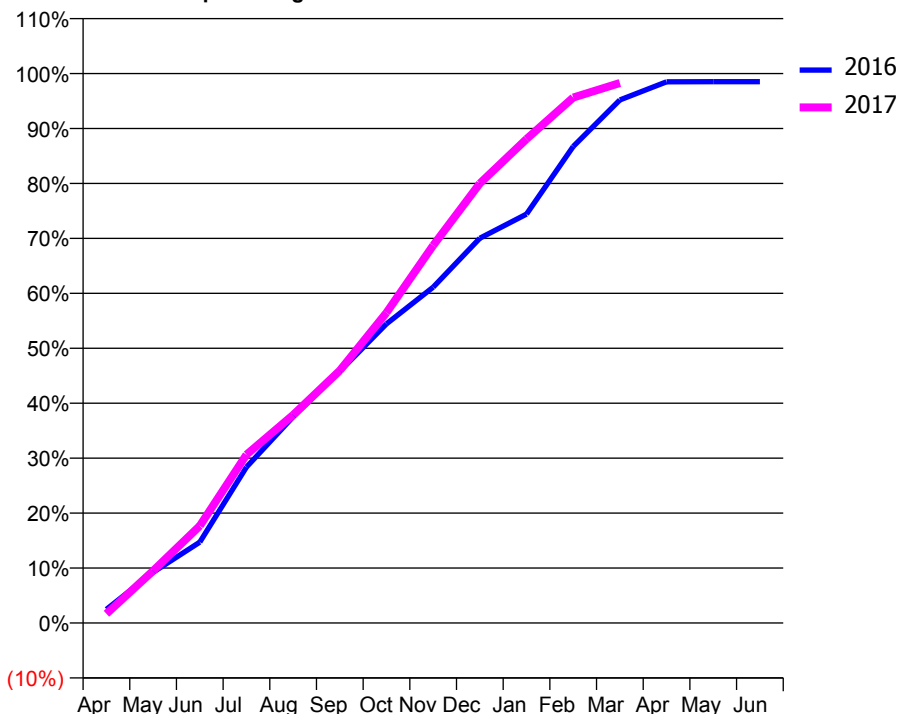
ACCESS*

Patients seen in 24 months	Total	Change since previous quarter
Quarter ending March 2016	9,134	
Quarter ending June 2016	9,146	→
Quarter ending September 2016	9,631	↑
Quarter ending December 2016	10,074	↑
Quarter ending March 2017	8,740	↓
Variance since March 2016	(4.3%)	↓



ACTIVITY

Cumulative percentage of contracted UDA delivered 2016 & 2017



Month	Adjusted Scheduled Activity (UDA)	
	2016	2017
April	635	427
May	2,353	2,417
June	3,748	4,498
July	7,226	7,797
August	9,554	9,637
September	11,657	11,697
October	13,856	14,374
November	15,554	17,491
December	17,824	20,358
January	18,940	22,414
February	22,069	24,340
March	24,228	25,012
April	25,068	
May	25,071	
June	25,074	

QUALITY

	Quantity	Base Number	Contract	AT	Region	England
% of FP17s for the same patient ID Re-attending within 3 months - Children	138	2,497	5.5%	11.5%	13.3%	12.3%
% of FP17s for the same patient ID Re-attending within 3 months - Adults	1,234	9,316	13.2%	15.6%	17.3%	16.7%
% of FP17s for the same patient ID Re-attending between 3 & 9 months - Children	1,088	2,497	43.6%	57.3%	58.9%	57.6%
% of FP17s for the same patient ID Re-attending between 3 & 9 months - Adults	3,705	9,316	39.8%	52.0%	52.2%	50.1%
% of FP17s for Band 1 Urgent Courses	1,202	11,435	10.5%	8.2%	9.2%	9.1%
% of FP17s Relating to Free Repair or Replacements	55	11,435	0.5%	1.2%	1.0%	0.8%
% of FP17s Relating to Continuations	198	11,435	1.7%	1.6%	1.4%	1.2%
% of Patients satisfied with the dentistry they have received	28	31	90.3%	93.3%	93.1%	92.8%
% of Patients satisfied with the time they had to wait for an appointment	27	31	87.1%	90.4%	89.5%	88.7%

* This is based on patients treated on this contract for their most recent course of treatment. Figures in italics indicate the base number of FP17s or Patient Questionnaire responses are less than 100. N/A is shown where the base number of responses is less than 10 during the period. % is calculated as Quantity/Base number*100

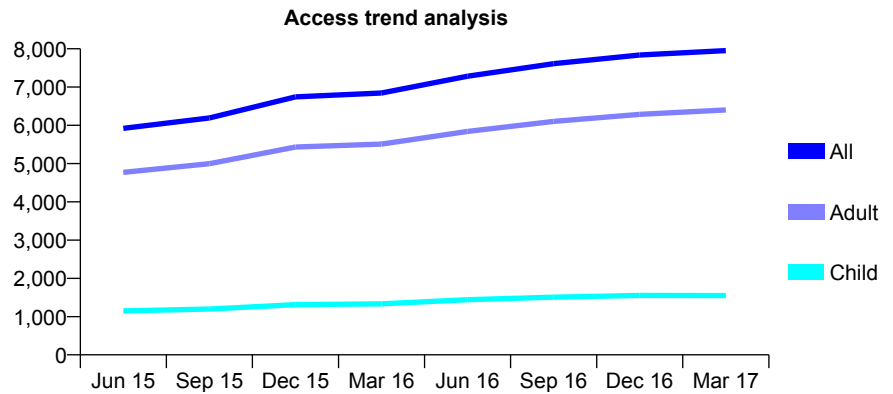
Q49 - Vital Signs At a Glance Contract Report for 101338/0071 - March 2017

Name or company name	Whitecross Dental Care Limited
Contract type name	Pilot Contract
Purpose of contract	General
Contract start date	01/12/2008
Contract end date	

16/17 Contracted general activity (UDA)	24,295
Carry forward general activity (UDA)	0
16/17 Contracted orthodontic activity (UOA)	0
Carry forward orthodontic activity (UOA)	0
Baseline contract value	£538,629.82

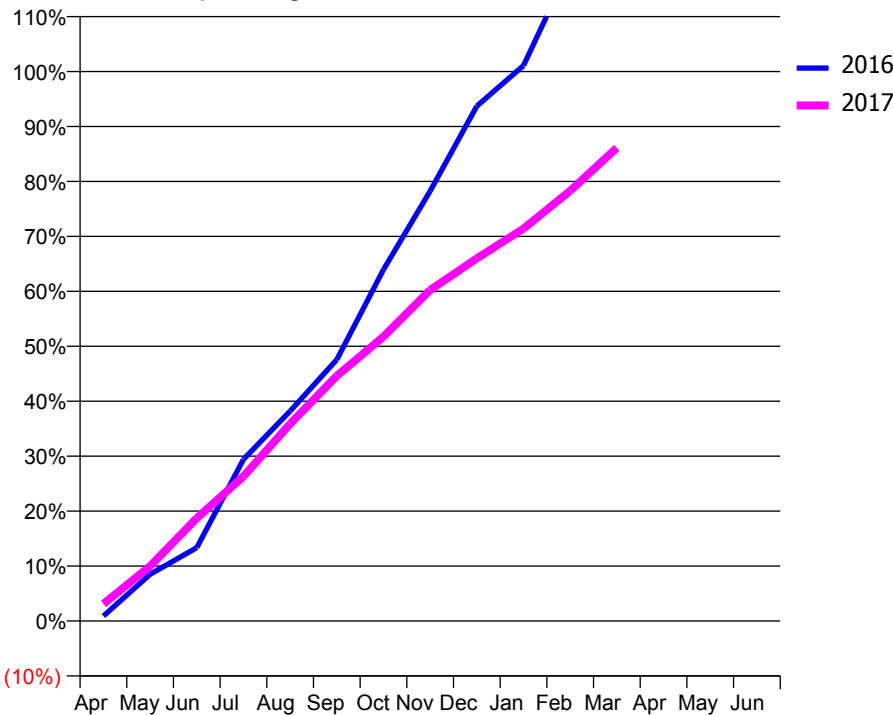
ACCESS*

Patients seen in 24 months	Total	Change since previous quarter
Quarter ending March 2016	6,843	
Quarter ending June 2016	7,284	↑
Quarter ending September 2016	7,612	↑
Quarter ending December 2016	7,837	↑
Quarter ending March 2017	7,952	→
Variance since March 2016	16.2%	↑



ACTIVITY

Cumulative percentage of contracted UDA delivered 2016 & 2017



Month	Adjusted Scheduled Activity (UDA)	
	2016	2017
April	133	759
May	1,248	2,423
June	1,964	4,551
July	4,323	6,392
August	5,615	8,718
September	6,992	10,838
October	9,400	12,570
November	11,502	14,637
December	13,773	16,031
January	14,856	17,350
February	17,499	19,022
March	19,178	20,923
April	19,835	
May	19,969	
June	20,945	

QUALITY

	Quantity	Base Number	Contract	AT	Region	England
% of FP17s for the same patient ID Re-attending within 3 months - Children	104	2,377	4.4%	11.5%	13.3%	12.3%
% of FP17s for the same patient ID Re-attending within 3 months - Adults	924	9,121	10.1%	15.6%	17.3%	16.7%
% of FP17s for the same patient ID Re-attending between 3 & 9 months - Children	1,483	2,377	62.4%	57.3%	58.9%	57.6%
% of FP17s for the same patient ID Re-attending between 3 & 9 months - Adults	4,332	9,121	47.5%	52.0%	52.2%	50.1%
% of FP17s for Band 1 Urgent Courses	597	10,714	5.6%	8.2%	9.2%	9.1%
% of FP17s Relating to Free Repair or Replacements	136	10,714	1.3%	1.2%	1.0%	0.8%
% of FP17s Relating to Continuations	136	10,714	1.3%	1.6%	1.4%	1.2%
% of Patients satisfied with the dentistry they have received	14	16	87.5%	93.3%	93.1%	92.8%
% of Patients satisfied with the time they had to wait for an appointment	10	16	62.5%	90.4%	89.5%	88.7%

* This is based on patients treated on this contract for their most recent course of treatment. Figures in italics indicate the base number of FP17s or Patient Questionnaire responses are less than 100. N/A is shown where the base number of responses is less than 10 during the period. % is calculated as Quantity/Base number*100

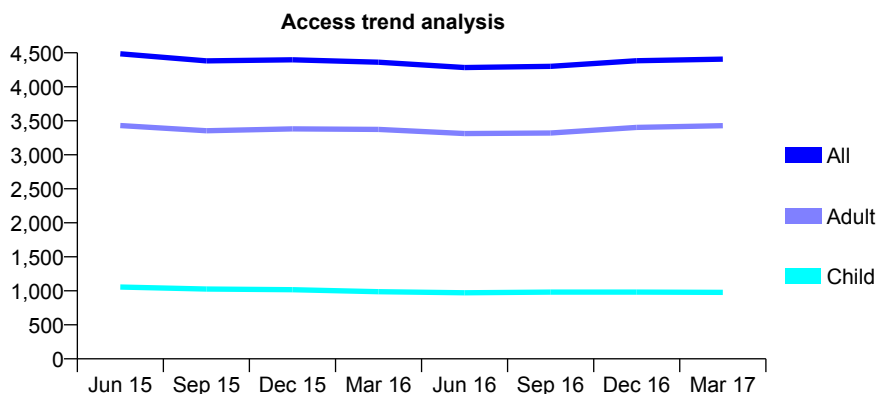
Q49 - Vital Signs At a Glance Contract Report for 101435/0117 - March 2017

Name or company name	IDH Limited
Contract type name	GDS Contract
Purpose of contract	General
Contract start date	01/10/2008
Contract end date	

16/17 Contracted general activity (UDA)	13,000
Carry forward general activity (UDA)	44
16/17 Contracted orthodontic activity (UOA)	0
Carry forward orthodontic activity (UOA)	0
Baseline contract value	£319,540.00

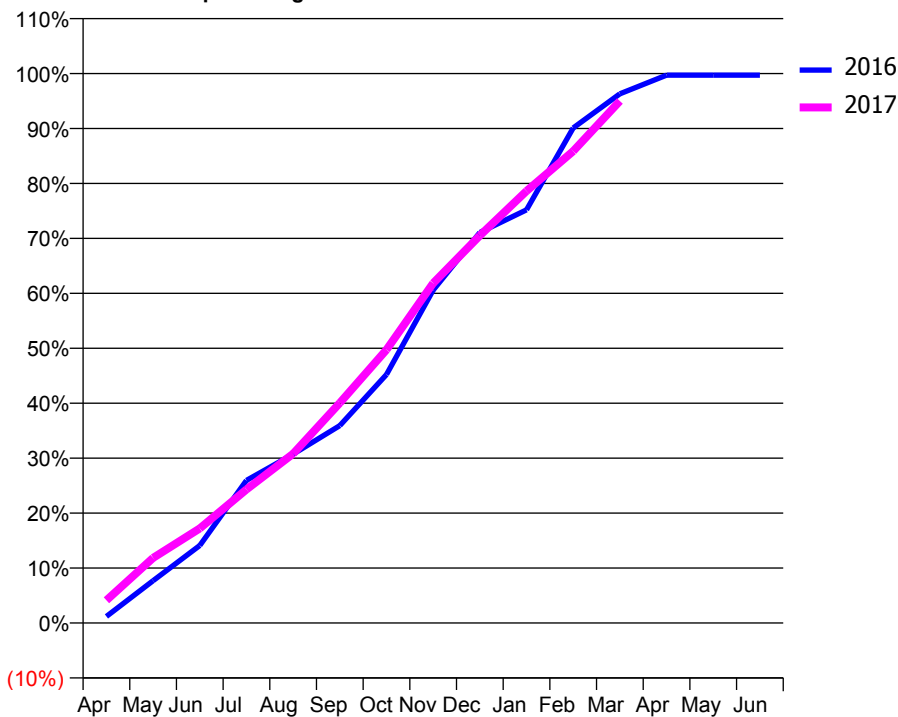
ACCESS*

Patients seen in 24 months	Total	Change since previous quarter
Quarter ending March 2016	4,361	
Quarter ending June 2016	4,283	↓
Quarter ending September 2016	4,301	→
Quarter ending December 2016	4,384	→
Quarter ending March 2017	4,407	→
Variance since March 2016	1.1%	→



ACTIVITY

Cumulative percentage of contracted UDA delivered 2016 & 2017



Month	Adjusted Scheduled Activity (UDA)	
	2016	2017
April	181	539
May	1,154	1,541
June	2,118	2,238
July	3,893	3,161
August	4,608	4,005
September	5,388	5,208
October	6,783	6,467
November	9,086	8,039
December	10,658	9,166
January	11,277	10,221
February	13,514	11,161
March	14,445	12,348
April	14,956	
May	14,956	
June	14,956	

QUALITY

	Quantity	Base Number	Contract	AT	Region	England
% of FP17s for the same patient ID Re-attending within 3 months - Children	148	1,396	10.6%	11.5%	13.3%	12.3%
% of FP17s for the same patient ID Re-attending within 3 months - Adults	593	4,124	14.4%	15.6%	17.3%	16.7%
% of FP17s for the same patient ID Re-attending between 3 & 9 months - Children	711	1,396	50.9%	57.3%	58.9%	57.6%
% of FP17s for the same patient ID Re-attending between 3 & 9 months - Adults	1,767	4,124	42.8%	52.0%	52.2%	50.1%
% of FP17s for Band 1 Urgent Courses	538	5,319	10.1%	8.2%	9.2%	9.1%
% of FP17s Relating to Free Repair or Replacements	59	5,319	1.1%	1.2%	1.0%	0.8%
% of FP17s Relating to Continuations	123	5,319	2.3%	1.6%	1.4%	1.2%
% of Patients satisfied with the dentistry they have received	5	5	N/A	93.3%	93.1%	92.8%
% of Patients satisfied with the time they had to wait for an appointment	4	5	N/A	90.4%	89.5%	88.7%

* This is based on patients treated on this contract for their most recent course of treatment. Figures in italics indicate the base number of FP17s or Patient Questionnaire responses are less than 100. N/A is shown where the base number of responses is less than 10 during the period. % is calculated as Quantity/Base number*100

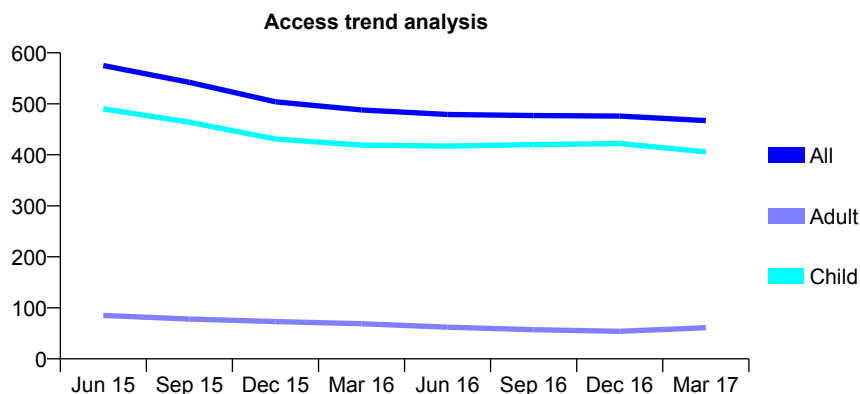
Q49 - Vital Signs At a Glance Contract Report for 105953/0001 - March 2017

Name or company name	St Helen's Dental Practice Ltd
Contract type name	GDS Contract
Purpose of contract	General
Contract start date	01/05/2011
Contract end date	

16/17 Contracted general activity (UDA)	1,000
Carry forward general activity (UDA)	0
16/17 Contracted orthodontic activity (UOA)	0
Carry forward orthodontic activity (UOA)	0
Baseline contract value	£23,326.85

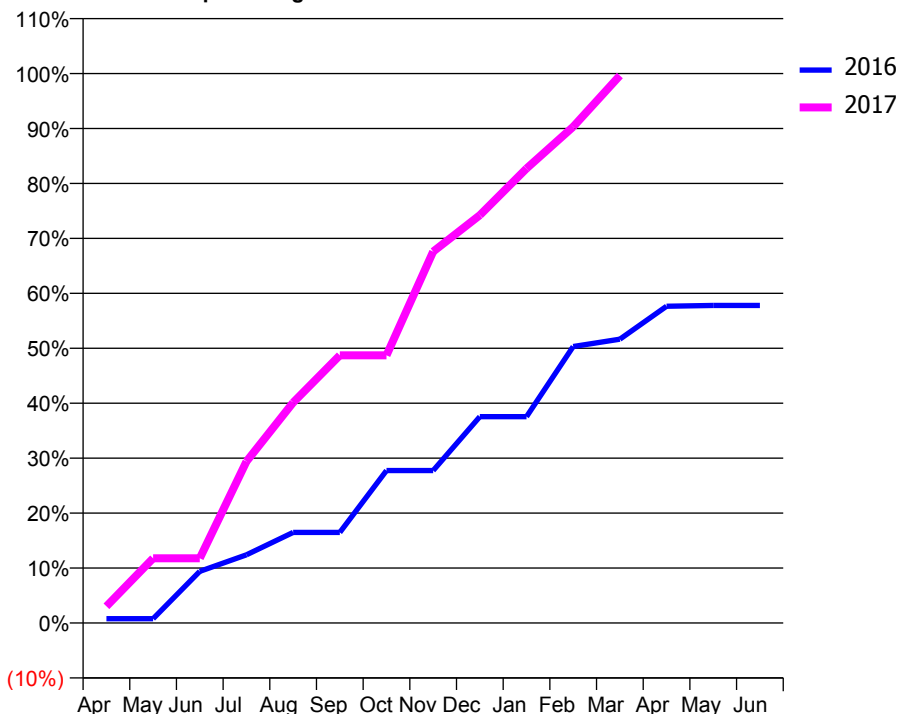
ACCESS*

Patients seen in 24 months	Total	Change since previous quarter
Quarter ending March 2016	488	
Quarter ending June 2016	479	↓
Quarter ending September 2016	477	→
Quarter ending December 2016	476	→
Quarter ending March 2017	467	↓
Variance since March 2016	(4.3%)	↓



ACTIVITY

Cumulative percentage of contracted UDA delivered 2016 & 2017



Adjusted Scheduled Activity (UDA)

Month	2016	2017
April	12	30
May	12	118
June	141	118
July	186	294
August	247	401
September	247	487
October	416	487
November	416	676
December	563	742
January	563	827
February	755	903
March	775	996
April	865	
May	867	
June	867	

QUALITY

	Quantity	Base Number	Contract	AT	Region	England
% of FP17s for the same patient ID Re-attending within 3 months - Children	65	733	8.9%	11.5%	13.3%	12.3%
% of FP17s for the same patient ID Re-attending within 3 months - Adults	0	1	0.0%	15.6%	17.3%	16.7%
% of FP17s for the same patient ID Re-attending between 3 & 9 months - Children	377	733	51.4%	57.3%	58.9%	57.6%
% of FP17s for the same patient ID Re-attending between 3 & 9 months - Adults	0	1	0.0%	52.0%	52.2%	50.1%
% of FP17s for Band 1 Urgent Courses	12	665	1.8%	8.2%	9.2%	9.1%
% of FP17s Relating to Free Repair or Replacements	0	665	0.0%	1.2%	1.0%	0.8%
% of FP17s Relating to Continuations	4	665	0.6%	1.6%	1.4%	1.2%
% of Patients satisfied with the dentistry they have received	0	0	N/A	93.3%	93.1%	92.8%
% of Patients satisfied with the time they had to wait for an appointment	0	0	N/A	90.4%	89.5%	88.7%

* This is based on patients treated on this contract for their most recent course of treatment. Figures in italics indicate the base number of FP17s or Patient Questionnaire responses are less than 100. N/A is shown where the base number of responses is less than 10 during the period. % is calculated as Quantity/Base number*100

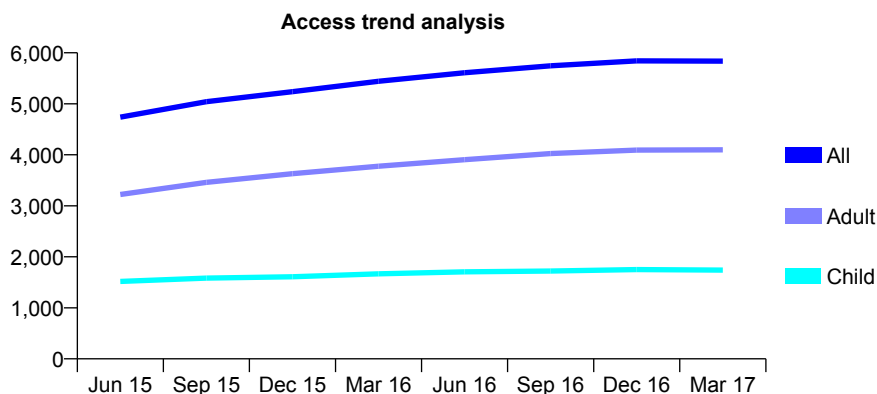
Q49 - Vital Signs At a Glance Contract Report for 106453/0001 - March 2017

Name or company name	The Whitley Dental Clinic Partnership
Contract type name	GDS Contract
Purpose of contract	General
Contract start date	01/11/2013
Contract end date	

16/17 Contracted general activity (UDA)	13,279
Carry forward general activity (UDA)	0
16/17 Contracted orthodontic activity (UOA)	0
Carry forward orthodontic activity (UOA)	0
Baseline contract value	£322,766.28

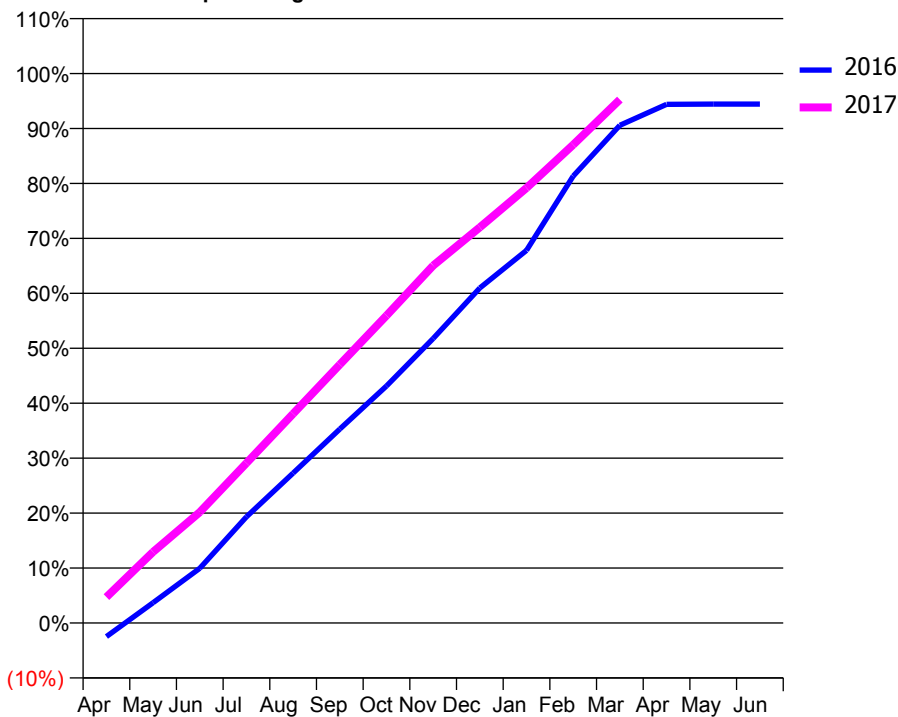
ACCESS*

Patients seen in 24 months	Total	Change since previous quarter
Quarter ending March 2016	5,443	
Quarter ending June 2016	5,610	↑
Quarter ending September 2016	5,746	↑
Quarter ending December 2016	5,843	→
Quarter ending March 2017	5,837	→
Variance since March 2016	7.2%	↑



ACTIVITY

Cumulative percentage of contracted UDA delivered 2016 & 2017



Month	Adjusted Scheduled Activity (UDA)	
	2016	2017
April	-330	628
May	490	1,720
June	1,322	2,681
July	2,568	3,865
August	3,622	5,056
September	4,686	6,246
October	5,729	7,430
November	6,875	8,637
December	8,097	9,562
January	9,004	10,513
February	10,801	11,557
March	12,027	12,649
April	12,534	
May	12,541	
June	12,540	

QUALITY

	Quantity	Base Number	Contract	AT	Region	England
% of FP17s for the same patient ID Re-attending within 3 months - Children	230	2,481	9.3%	11.5%	13.3%	12.3%
% of FP17s for the same patient ID Re-attending within 3 months - Adults	1,006	5,556	18.1%	15.6%	17.3%	16.7%
% of FP17s for the same patient ID Re-attending between 3 & 9 months - Children	1,365	2,481	55.0%	57.3%	58.9%	57.6%
% of FP17s for the same patient ID Re-attending between 3 & 9 months - Adults	2,876	5,556	51.8%	52.0%	52.2%	50.1%
% of FP17s for Band 1 Urgent Courses	767	7,252	10.6%	8.2%	9.2%	9.1%
% of FP17s Relating to Free Repair or Replacements	76	7,252	1.0%	1.2%	1.0%	0.8%
% of FP17s Relating to Continuations	52	7,252	0.7%	1.6%	1.4%	1.2%
% of Patients satisfied with the dentistry they have received	8	9	N/A	93.3%	93.1%	92.8%
% of Patients satisfied with the time they had to wait for an appointment	9	9	N/A	90.4%	89.5%	88.7%

* This is based on patients treated on this contract for their most recent course of treatment. Figures in italics indicate the base number of FP17s or Patient Questionnaire responses are less than 100. N/A is shown where the base number of responses is less than 10 during the period. % is calculated as Quantity/Base number*100

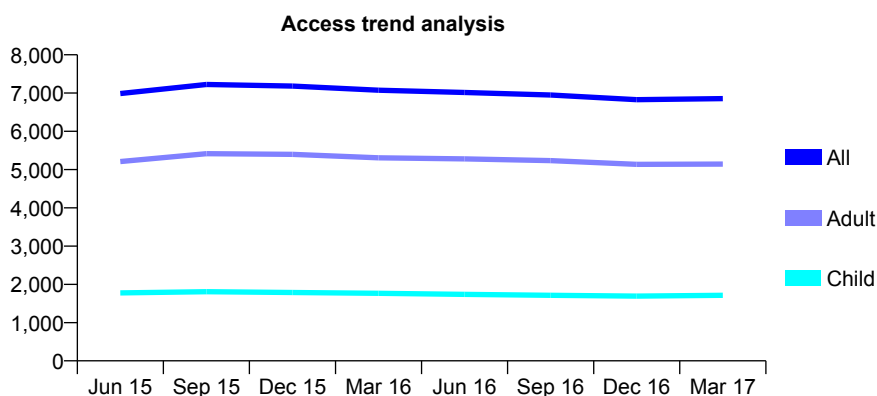
Q49 - Vital Signs At a Glance Contract Report for 109193/0001 - March 2017

Name or company name	Browns ₂ Dental Surgery
Contract type name	GDS Contract
Purpose of contract	General
Contract start date	09/10/2013
Contract end date	

16/17 Contracted general activity (UDA)	20,354
Carry forward general activity (UDA)	0
16/17 Contracted orthodontic activity (UOA)	0
Carry forward orthodontic activity (UOA)	0
Baseline contract value	£540,081.45

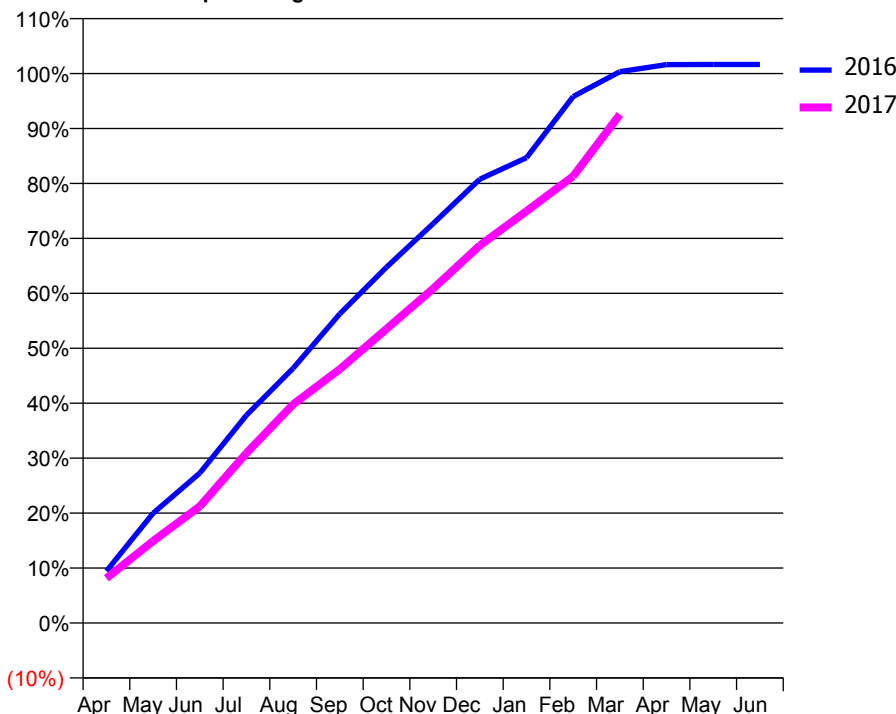
ACCESS*

Patients seen in 24 months	Total	Change since previous quarter
Quarter ending March 2016	7,074	
Quarter ending June 2016	7,014	→
Quarter ending September 2016	6,949	→
Quarter ending December 2016	6,827	↓
Quarter ending March 2017	6,855	→
Variance since March 2016	(3.1%)	↓



ACTIVITY

Cumulative percentage of contracted UDA delivered 2016 & 2017



Adjusted Scheduled Activity (UDA)

Month	2016	2017
April	1,924	1,657
May	4,068	3,033
June	5,557	4,317
July	7,700	6,294
August	9,436	8,099
September	11,452	9,400
October	13,179	10,894
November	14,797	12,384
December	16,442	13,986
January	17,235	15,256
February	19,505	16,550
March	20,421	18,836
April	20,686	
May	20,689	
June	20,689	

QUALITY

	Quantity	Base Number	Contract	AT	Region	England
% of FP17s for the same patient ID Re-attending within 3 months - Children	165	2,224	7.4%	11.5%	13.3%	12.3%
% of FP17s for the same patient ID Re-attending within 3 months - Adults	1,033	6,593	15.7%	15.6%	17.3%	16.7%
% of FP17s for the same patient ID Re-attending between 3 & 9 months - Children	1,065	2,224	47.9%	57.3%	58.9%	57.6%
% of FP17s for the same patient ID Re-attending between 3 & 9 months - Adults	3,017	6,593	45.8%	52.0%	52.2%	50.1%
% of FP17s for Band 1 Urgent Courses	732	8,615	8.5%	8.2%	9.2%	9.1%
% of FP17s Relating to Free Repair or Replacements	91	8,615	1.1%	1.2%	1.0%	0.8%
% of FP17s Relating to Continuations	272	8,615	3.2%	1.6%	1.4%	1.2%
% of Patients satisfied with the dentistry they have received	6	7	N/A	93.3%	93.1%	92.8%
% of Patients satisfied with the time they had to wait for an appointment	6	7	N/A	90.4%	89.5%	88.7%

* This is based on patients treated on this contract for their most recent course of treatment. Figures in italics indicate the base number of FP17s or Patient Questionnaire responses are less than 100. N/A is shown where the base number of responses is less than 10 during the period. % is calculated as Quantity/Base number*100

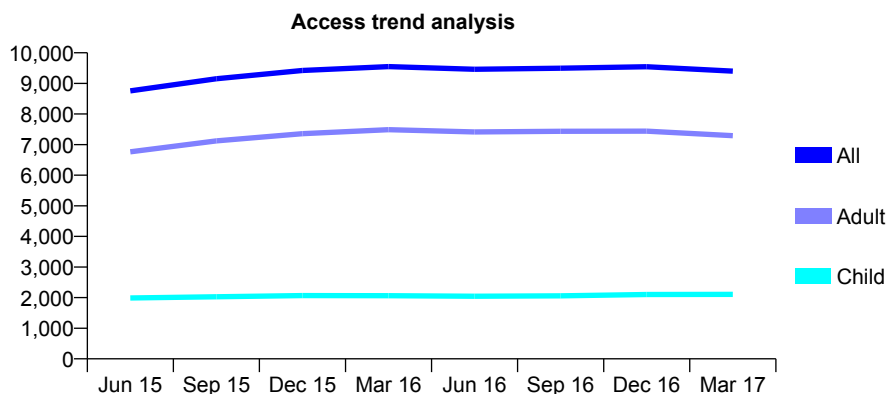
Q49 - Vital Signs At a Glance Contract Report for 109290/0001 - March 2017

Name or company name	Kenton Park Dental Practice Partnership
Contract type name	GDS Contract
Purpose of contract	General
Contract start date	01/08/2013
Contract end date	

16/17 Contracted general activity (UDA)	29,318
Carry forward general activity (UDA)	0
16/17 Contracted orthodontic activity (UOA)	0
Carry forward orthodontic activity (UOA)	0
Baseline contract value	£746,373.09

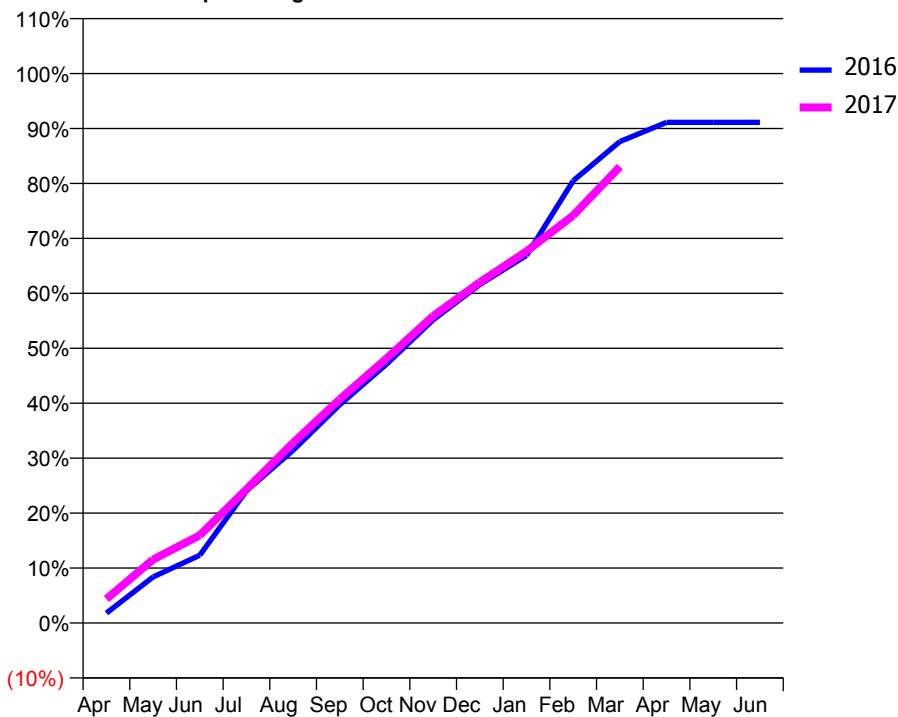
ACCESS*

Patients seen in 24 months	Total	Change since previous quarter
Quarter ending March 2016	9,549	
Quarter ending June 2016	9,461	→
Quarter ending September 2016	9,498	→
Quarter ending December 2016	9,543	→
Quarter ending March 2017	9,401	↓
Variance since March 2016	(1.5%)	↓



ACTIVITY

Cumulative percentage of contracted UDA delivered 2016 & 2017



Month	Adjusted Scheduled Activity (UDA)	
	2016	2017
April	529	1,285
May	2,458	3,392
June	3,619	4,680
July	7,053	7,141
August	9,219	9,617
September	11,647	11,942
October	13,804	14,113
November	16,174	16,379
December	18,063	18,182
January	19,612	19,829
February	23,595	21,743
March	25,687	24,351
April	26,714	
May	26,713	
June	26,712	

QUALITY

	Quantity	Base Number	Contract	AT	Region	England
% of FP17s for the same patient ID Re-attending within 3 months - Children	196	3,018	6.5%	11.5%	13.3%	12.3%
% of FP17s for the same patient ID Re-attending within 3 months - Adults	1,439	10,401	13.8%	15.6%	17.3%	16.7%
% of FP17s for the same patient ID Re-attending between 3 & 9 months - Children	1,863	3,018	61.7%	57.3%	58.9%	57.6%
% of FP17s for the same patient ID Re-attending between 3 & 9 months - Adults	6,230	10,401	59.9%	52.0%	52.2%	50.1%
% of FP17s for Band 1 Urgent Courses	997	12,887	7.7%	8.2%	9.2%	9.1%
% of FP17s Relating to Free Repair or Replacements	217	12,887	1.7%	1.2%	1.0%	0.8%
% of FP17s Relating to Continuations	212	12,887	1.6%	1.6%	1.4%	1.2%
% of Patients satisfied with the dentistry they have received	21	22	95.5%	93.3%	93.1%	92.8%
% of Patients satisfied with the time they had to wait for an appointment	20	22	90.9%	90.4%	89.5%	88.7%

* This is based on patients treated on this contract for their most recent course of treatment. Figures in italics indicate the base number of FP17s or Patient Questionnaire responses are less than 100. N/A is shown where the base number of responses is less than 10 during the period. % is calculated as Quantity/Base number*100

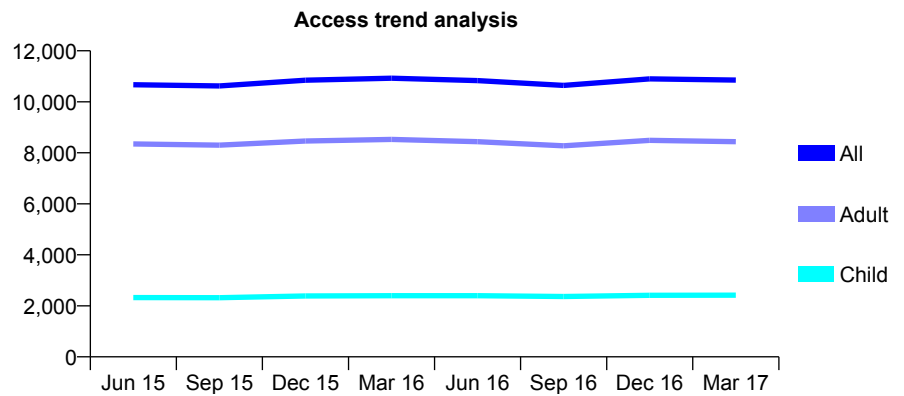
Q49 - Vital Signs At a Glance Contract Report for 109401/0002 - March 2017

Name or company name	IDH 406 Ltd
Contract type name	GDS Contract
Purpose of contract	General
Contract start date	01/05/2009
Contract end date	

16/17 Contracted general activity (UDA)	32,775
Carry forward general activity (UDA)	1,016
16/17 Contracted orthodontic activity (UOA)	0
Carry forward orthodontic activity (UOA)	0
Baseline contract value	£782,190.14

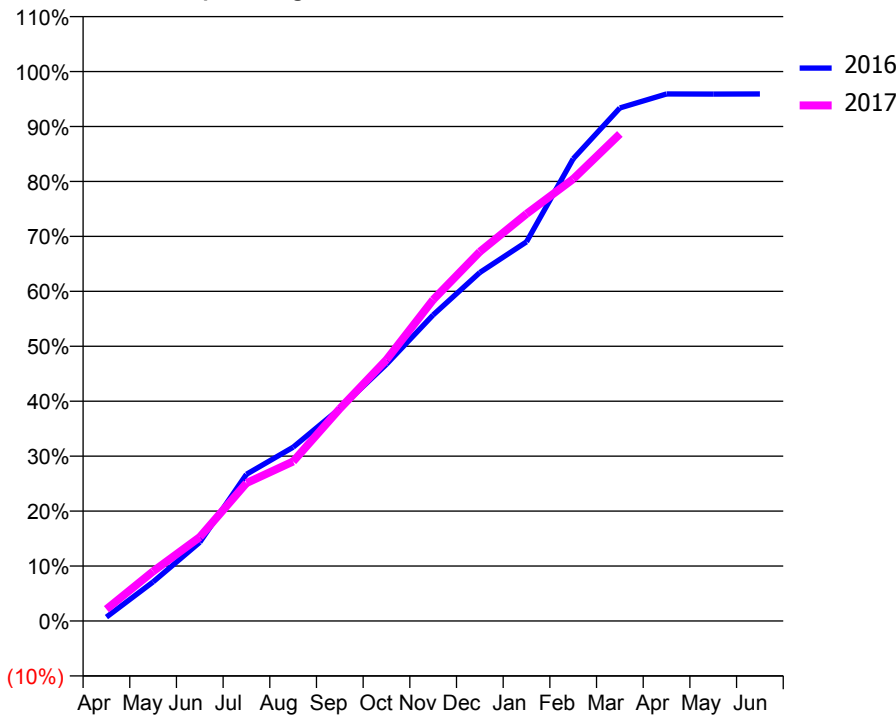
ACCESS*

Patients seen in 24 months	Total	Change since previous quarter
Quarter ending March 2016	10,926	
Quarter ending June 2016	10,832	→
Quarter ending September 2016	10,642	↓
Quarter ending December 2016	10,900	↑
Quarter ending March 2017	10,853	→
Variance since March 2016	(0.7%)	→



ACTIVITY

Cumulative percentage of contracted UDA delivered 2016 & 2017



Month	2016	2017
April	238	706
May	2,338	2,962
June	4,693	5,004
July	8,756	8,231
August	10,367	9,516
September	12,671	12,663
October	15,318	15,586
November	18,255	19,166
December	20,788	22,024
January	22,616	24,282
February	27,569	26,362
March	30,604	29,049
April	31,432	
May	31,431	
June	31,437	

QUALITY

	Quantity	Base Number	Contract	AT	Region	England
% of FP17s for the same patient ID Re-attending within 3 months - Children	156	3,333	4.7%	11.5%	13.3%	12.3%
% of FP17s for the same patient ID Re-attending within 3 months - Adults	1,185	10,498	11.3%	15.6%	17.3%	16.7%
% of FP17s for the same patient ID Re-attending between 3 & 9 months - Children	1,845	3,333	55.4%	57.3%	58.9%	57.6%
% of FP17s for the same patient ID Re-attending between 3 & 9 months - Adults	4,812	10,498	45.8%	52.0%	52.2%	50.1%
% of FP17s for Band 1 Urgent Courses	1,074	13,485	8.0%	8.2%	9.2%	9.1%
% of FP17s Relating to Free Repair or Replacements	66	13,485	0.5%	1.2%	1.0%	0.8%
% of FP17s Relating to Continuations	185	13,485	1.4%	1.6%	1.4%	1.2%
% of Patients satisfied with the dentistry they have received	14	16	87.5%	93.3%	93.1%	92.8%
% of Patients satisfied with the time they had to wait for an appointment	15	16	93.8%	90.4%	89.5%	88.7%

* This is based on patients treated on this contract for their most recent course of treatment. Figures in italics indicate the base number of FP17s or Patient Questionnaire responses are less than 100. N/A is shown where the base number of responses is less than 10 during the period. % is calculated as Quantity/Base number*100

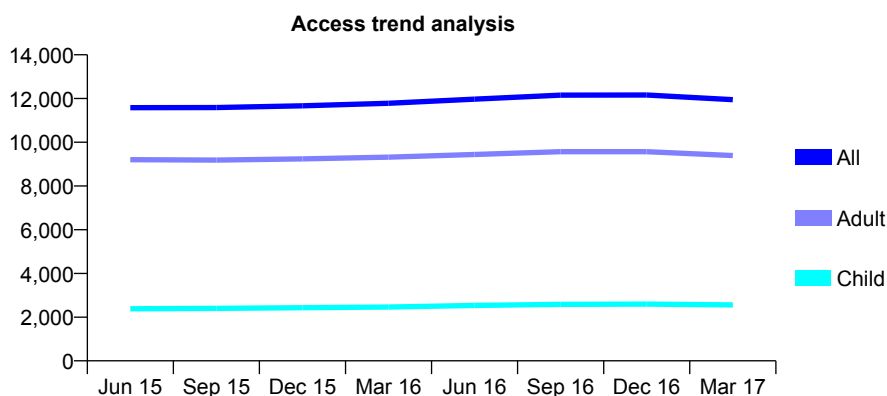
Q49 - Vital Signs At a Glance Contract Report for 116521/0001 - March 2017

Name or company name	Central Dental Practice
Contract type name	GDS Contract
Purpose of contract	General
Contract start date	01/04/2010
Contract end date	

16/17 Contracted general activity (UDA)	37,500
Carry forward general activity (UDA)	838
16/17 Contracted orthodontic activity (UOA)	0
Carry forward orthodontic activity (UOA)	0
Baseline contract value	£886,654.63

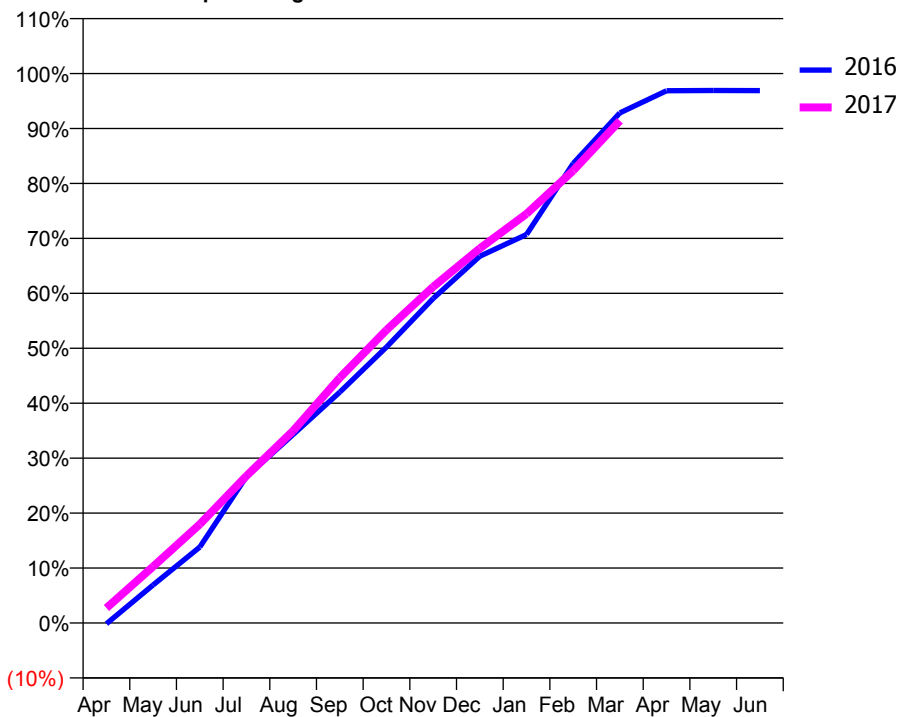
ACCESS*

Patients seen in 24 months	Total	Change since previous quarter
Quarter ending March 2016	11,783	
Quarter ending June 2016	11,970	→
Quarter ending September 2016	12,153	→
Quarter ending December 2016	12,161	→
Quarter ending March 2017	11,950	↓
Variance since March 2016	1.4%	→



ACTIVITY

Cumulative percentage of contracted UDA delivered 2016 & 2017



Month	Adjusted Scheduled Activity (UDA)	
	2016	2017
April	-61	1,021
May	2,595	3,851
June	5,186	6,737
July	9,996	10,041
August	12,859	13,115
September	15,755	16,736
October	18,837	19,993
November	22,145	22,947
December	25,032	25,568
January	26,518	27,925
February	31,360	30,874
March	34,816	34,280
April	36,321	
May	36,337	
June	36,332	

QUALITY

	Quantity	Base Number	Contract	AT	Region	England
% of FP17s for the same patient ID Re-attending within 3 months - Children	335	3,667	9.1%	11.5%	13.3%	12.3%
% of FP17s for the same patient ID Re-attending within 3 months - Adults	1,507	11,476	13.1%	15.6%	17.3%	16.7%
% of FP17s for the same patient ID Re-attending between 3 & 9 months - Children	1,943	3,667	53.0%	57.3%	58.9%	57.6%
% of FP17s for the same patient ID Re-attending between 3 & 9 months - Adults	5,188	11,476	45.2%	52.0%	52.2%	50.1%
% of FP17s for Band 1 Urgent Courses	2,085	14,548	14.3%	8.2%	9.2%	9.1%
% of FP17s Relating to Free Repair or Replacements	122	14,548	0.8%	1.2%	1.0%	0.8%
% of FP17s Relating to Continuations	257	14,548	1.8%	1.6%	1.4%	1.2%
% of Patients satisfied with the dentistry they have received	19	19	100.0%	93.3%	93.1%	92.8%
% of Patients satisfied with the time they had to wait for an appointment	17	19	89.5%	90.4%	89.5%	88.7%

* This is based on patients treated on this contract for their most recent course of treatment. Figures in italics indicate the base number of FP17s or Patient Questionnaire responses are less than 100. N/A is shown where the base number of responses is less than 10 during the period. % is calculated as Quantity/Base number*100

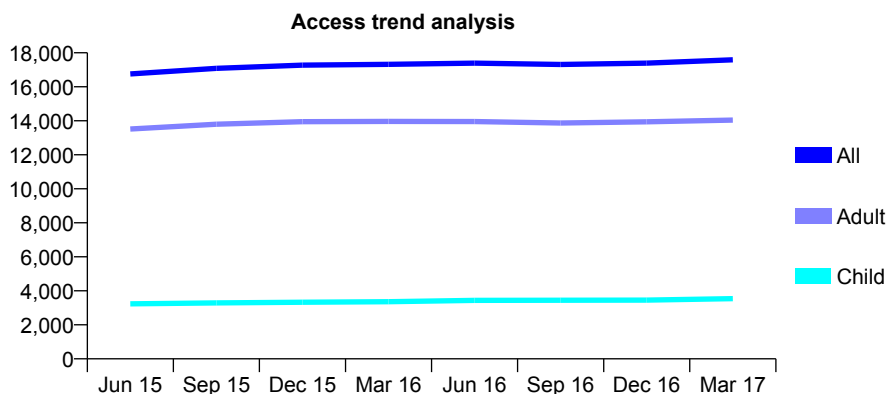
Q49 - Vital Signs At a Glance Contract Report for 116998/0001 - March 2017

Name or company name	The Cowpen and Waterloo Dental Practice
Contract type name	GDS Contract
Purpose of contract	General
Contract start date	30/07/2013
Contract end date	

16/17 Contracted general activity (UDA)	61,155
Carry forward general activity (UDA)	0
16/17 Contracted orthodontic activity (UOA)	0
Carry forward orthodontic activity (UOA)	0
Baseline contract value	£1,872,044.02

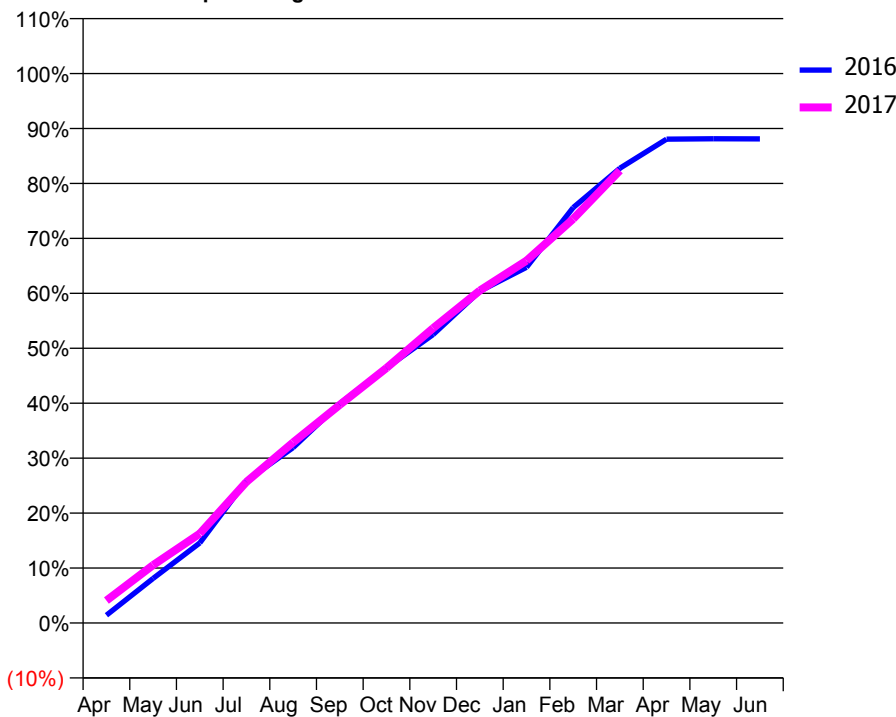
ACCESS*

Patients seen in 24 months	Total	Change since previous quarter
Quarter ending March 2016	17,322	
Quarter ending June 2016	17,396	→
Quarter ending September 2016	17,312	→
Quarter ending December 2016	17,391	→
Quarter ending March 2017	17,586	→
Variance since March 2016	1.5%	→



ACTIVITY

Cumulative percentage of contracted UDA delivered 2016 & 2017



Month	Adjusted Scheduled Activity (UDA)	
	2016	2017
April	869	2,498
May	4,971	6,443
June	8,918	9,954
July	15,830	15,709
August	19,518	20,101
September	24,424	24,281
October	28,400	28,383
November	32,105	32,818
December	36,927	37,011
January	39,580	40,322
February	46,240	44,968
March	50,606	50,355
April	53,846	
May	53,894	
June	53,878	

QUALITY

	Quantity	Base Number	Contract	AT	Region	England
% of FP17s for the same patient ID Re-attending within 3 months - Children	370	5,104	7.2%	11.5%	13.3%	12.3%
% of FP17s for the same patient ID Re-attending within 3 months - Adults	2,573	19,429	13.2%	15.6%	17.3%	16.7%
% of FP17s for the same patient ID Re-attending between 3 & 9 months - Children	2,707	5,104	53.0%	57.3%	58.9%	57.6%
% of FP17s for the same patient ID Re-attending between 3 & 9 months - Adults	10,746	19,429	55.3%	52.0%	52.2%	50.1%
% of FP17s for Band 1 Urgent Courses	1,875	22,998	8.2%	8.2%	9.2%	9.1%
% of FP17s Relating to Free Repair or Replacements	302	22,998	1.3%	1.2%	1.0%	0.8%
% of FP17s Relating to Continuations	369	22,998	1.6%	1.6%	1.4%	1.2%
% of Patients satisfied with the dentistry they have received	18	24	75.0%	93.3%	93.1%	92.8%
% of Patients satisfied with the time they had to wait for an appointment	19	24	79.2%	90.4%	89.5%	88.7%

* This is based on patients treated on this contract for their most recent course of treatment. Figures in italics indicate the base number of FP17s or Patient Questionnaire responses are less than 100. N/A is shown where the base number of responses is less than 10 during the period. % is calculated as Quantity/Base number*100

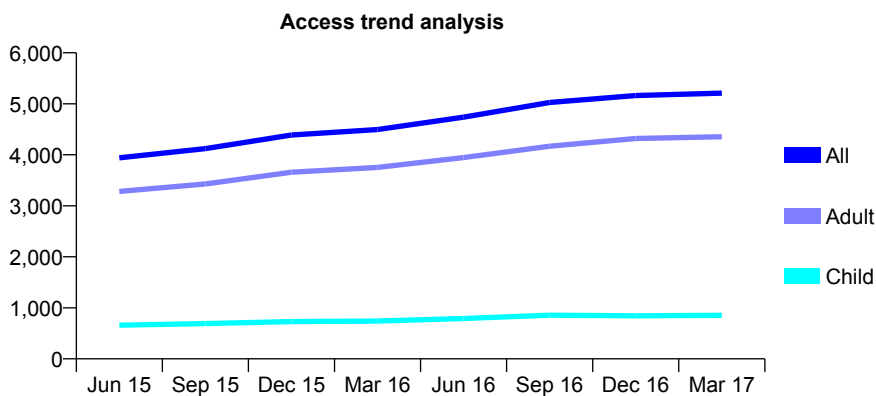
Q49 - Vital Signs At a Glance Contract Report for 118060/0023 - March 2017

Name or company name	Genix Healthcare Ltd
Contract type name	PDS Plus Contract
Purpose of contract	General
Contract start date	25/08/2010
Contract end date	25/10/2017

16/17 Contracted general activity (UDA)	20,000
Carry forward general activity (UDA)	0
16/17 Contracted orthodontic activity (UOA)	0
Carry forward orthodontic activity (UOA)	0
Baseline contract value	£294,787.39

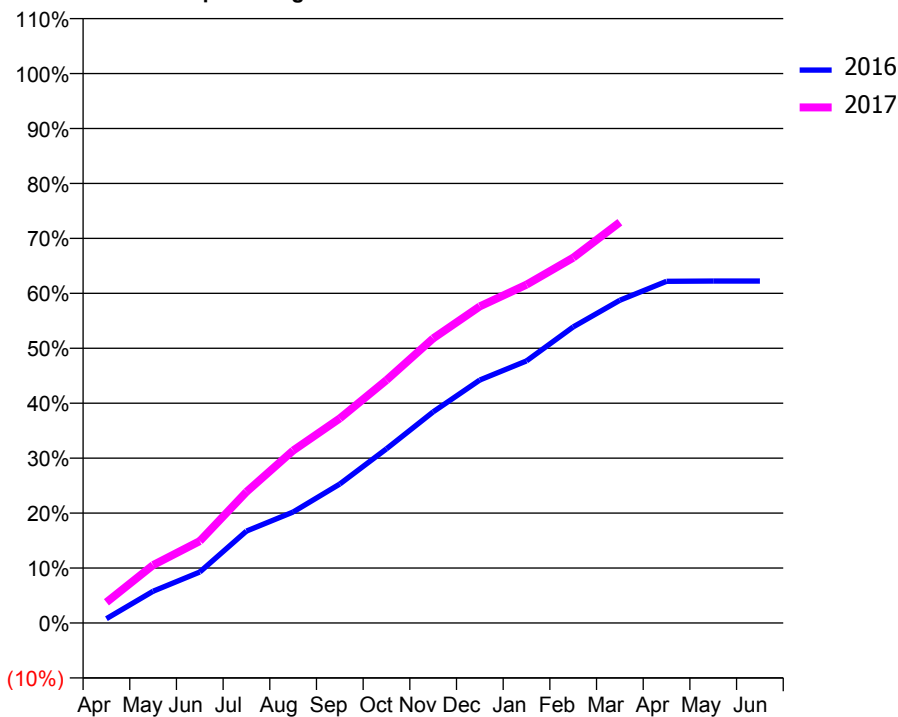
ACCESS*

Patients seen in 24 months	Total	Change since previous quarter
Quarter ending March 2016	4,495	
Quarter ending June 2016	4,738	↑
Quarter ending September 2016	5,025	↑
Quarter ending December 2016	5,162	↑
Quarter ending March 2017	5,208	→
Variance since March 2016	15.9%	↑



ACTIVITY

Cumulative percentage of contracted UDA delivered 2016 & 2017



Month	Adjusted Scheduled Activity (UDA)	
	2016	2017
April	156	755
May	1,155	2,110
June	1,854	2,984
July	3,345	4,774
August	4,042	6,276
September	5,060	7,446
October	6,339	8,841
November	7,683	10,362
December	8,843	11,526
January	9,539	12,315
February	10,779	13,298
March	11,750	14,585
April	12,437	
May	12,446	
June	12,446	

QUALITY

	Quantity	Base Number	Contract	AT	Region	England
% of FP17s for the same patient ID Re-attending within 3 months - Children	65	1,334	4.9%	11.5%	13.3%	12.3%
% of FP17s for the same patient ID Re-attending within 3 months - Adults	691	6,221	11.1%	15.6%	17.3%	16.7%
% of FP17s for the same patient ID Re-attending between 3 & 9 months - Children	776	1,334	58.2%	57.3%	58.9%	57.6%
% of FP17s for the same patient ID Re-attending between 3 & 9 months - Adults	3,390	6,221	54.5%	52.0%	52.2%	50.1%
% of FP17s for Band 1 Urgent Courses	407	7,185	5.7%	8.2%	9.2%	9.1%
% of FP17s Relating to Free Repair or Replacements	79	7,185	1.1%	1.2%	1.0%	0.8%
% of FP17s Relating to Continuations	70	7,185	1.0%	1.6%	1.4%	1.2%
% of Patients satisfied with the dentistry they have received	10	10	100.0%	93.3%	93.1%	92.8%
% of Patients satisfied with the time they had to wait for an appointment	10	10	100.0%	90.4%	89.5%	88.7%

* This is based on patients treated on this contract for their most recent course of treatment. Figures in italics indicate the base number of FP17s or Patient Questionnaire responses are less than 100. N/A is shown where the base number of responses is less than 10 during the period. % is calculated as Quantity/Base number*100

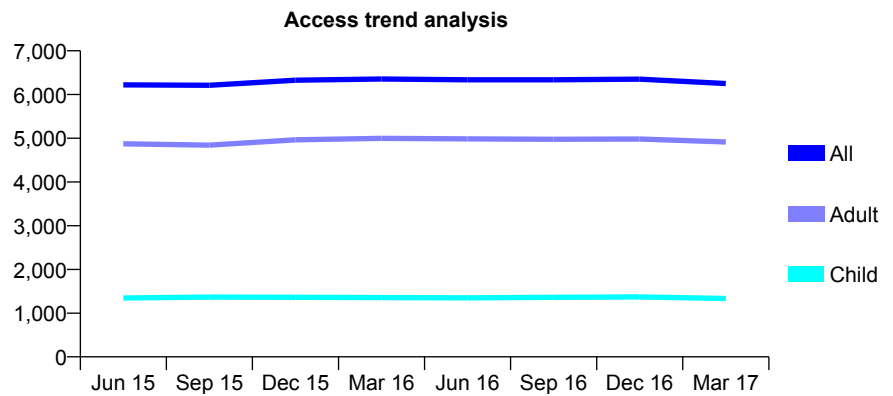
Q49 - Vital Signs At a Glance Contract Report for 118060/0024 - March 2017

Name or company name	Genix Healthcare Ltd
Contract type name	PDS Plus Contract
Purpose of contract	General
Contract start date	25/08/2010
Contract end date	25/08/2017

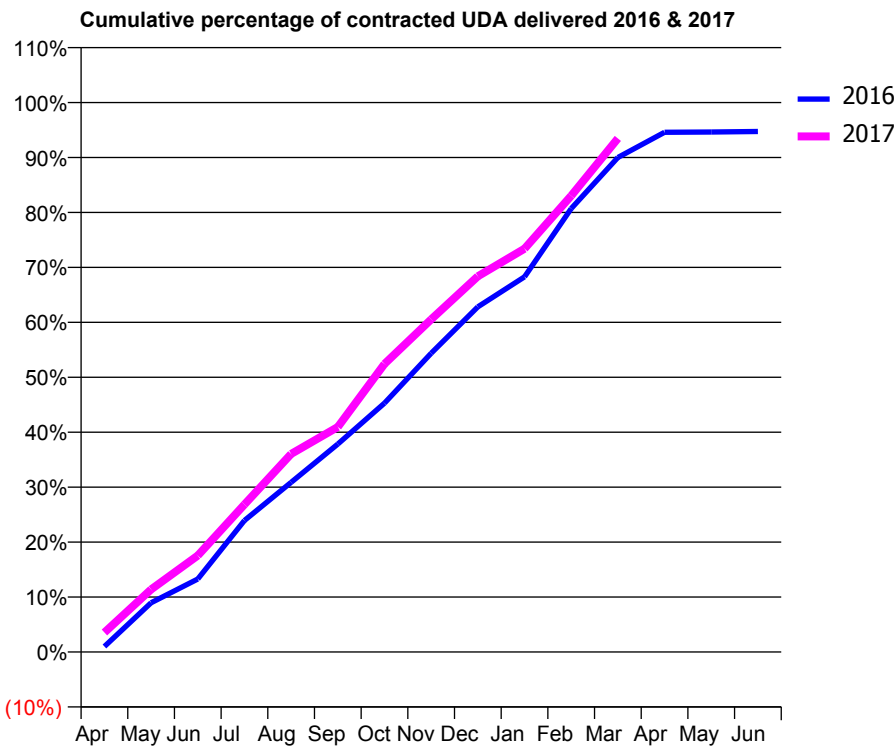
16/17 Contracted general activity (UDA)	20,000
Carry forward general activity (UDA)	0
16/17 Contracted orthodontic activity (UOA)	0
Carry forward orthodontic activity (UOA)	0
Baseline contract value	£292,738.22

ACCESS*

Patients seen in 24 months	Total	Change since previous quarter
Quarter ending March 2016	6,355	
Quarter ending June 2016	6,337	→
Quarter ending September 2016	6,338	→
Quarter ending December 2016	6,352	→
Quarter ending March 2017	6,250	↓
Variance since March 2016	(1.7%)	↓



ACTIVITY



Month	Adjusted Scheduled Activity (UDA)	
	2016	2017
April	203	713
May	1,793	2,280
June	2,659	3,512
July	4,788	5,370
August	6,174	7,209
September	7,569	8,189
October	9,058	10,486
November	10,874	12,105
December	12,564	13,675
January	13,656	14,680
February	16,142	16,607
March	17,999	18,693
April	18,918	
May	18,928	
June	18,943	

QUALITY

	Quantity	Base Number	Contract	AT	Region	England
% of FP17s for the same patient ID Re-attending within 3 months - Children	107	1,942	5.5%	11.5%	13.3%	12.3%
% of FP17s for the same patient ID Re-attending within 3 months - Adults	727	6,299	11.5%	15.6%	17.3%	16.7%
% of FP17s for the same patient ID Re-attending between 3 & 9 months - Children	1,266	1,942	65.2%	57.3%	58.9%	57.6%
% of FP17s for the same patient ID Re-attending between 3 & 9 months - Adults	3,607	6,299	57.3%	52.0%	52.2%	50.1%
% of FP17s for Band 1 Urgent Courses	139	7,844	1.8%	8.2%	9.2%	9.1%
% of FP17s Relating to Free Repair or Replacements	125	7,844	1.6%	1.2%	1.0%	0.8%
% of FP17s Relating to Continuations	71	7,844	0.9%	1.6%	1.4%	1.2%
% of Patients satisfied with the dentistry they have received	13	16	81.3%	93.3%	93.1%	92.8%
% of Patients satisfied with the time they had to wait for an appointment	16	16	100.0%	90.4%	89.5%	88.7%

* This is based on patients treated on this contract for their most recent course of treatment. Figures in italics indicate the base number of FP17s or Patient Questionnaire responses are less than 100. N/A is shown where the base number of responses is less than 10 during the period. % is calculated as Quantity/Base number*100

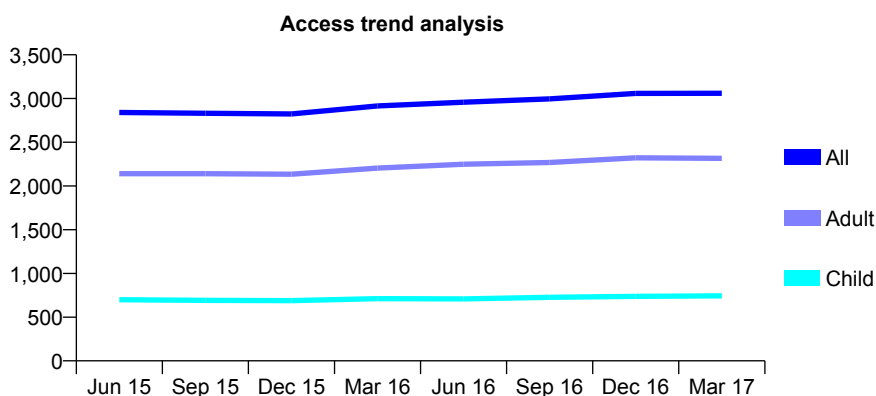
Q49 - Vital Signs At a Glance Contract Report for 122181/0001 - March 2017

Name or company name	Sedbergh Dental Practice
Contract type name	GDS Contract
Purpose of contract	General
Contract start date	01/04/2010
Contract end date	

16/17 Contracted general activity (UDA)	8,754
Carry forward general activity (UDA)	0
16/17 Contracted orthodontic activity (UOA)	0
Carry forward orthodontic activity (UOA)	0
Baseline contract value	£219,013.35

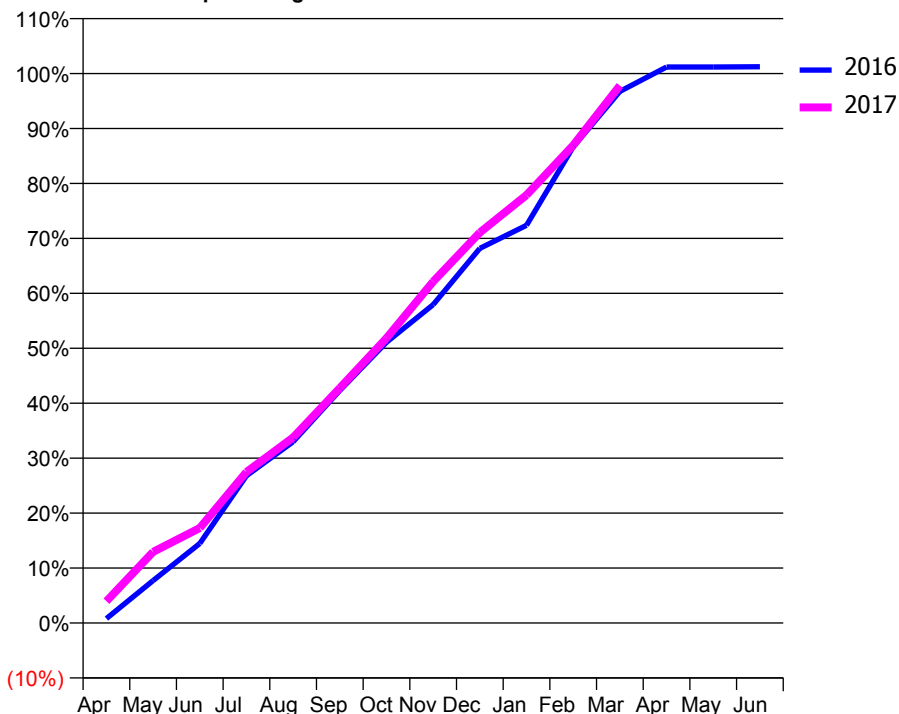
ACCESS*

Patients seen in 24 months	Total	Change since previous quarter
Quarter ending March 2016	2,915	
Quarter ending June 2016	2,958	→
Quarter ending September 2016	2,996	→
Quarter ending December 2016	3,059	↑
Quarter ending March 2017	3,060	→
Variance since March 2016	5.0%	↑



ACTIVITY

Cumulative percentage of contracted UDA delivered 2016 & 2017



Month	Adjusted Scheduled Activity (UDA)	
	2016	2017
April	71	347
May	671	1,134
June	1,256	1,513
July	2,325	2,405
August	2,862	2,956
September	3,671	3,744
October	4,432	4,540
November	5,027	5,440
December	5,914	6,222
January	6,280	6,818
February	7,516	7,610
March	8,392	8,561
April	8,778	
May	8,779	
June	8,783	

QUALITY

	Quantity	Base Number	Contract	AT	Region	England
% of FP17s for the same patient ID Re-attending within 3 months - Children	140	1,445	9.7%	11.5%	13.3%	12.3%
% of FP17s for the same patient ID Re-attending within 3 months - Adults	552	4,063	13.6%	15.6%	17.3%	16.7%
% of FP17s for the same patient ID Re-attending between 3 & 9 months - Children	1,067	1,445	73.8%	57.3%	58.9%	57.6%
% of FP17s for the same patient ID Re-attending between 3 & 9 months - Adults	2,811	4,063	69.2%	52.0%	52.2%	50.1%
% of FP17s for Band 1 Urgent Courses	246	4,505	5.5%	8.2%	9.2%	9.1%
% of FP17s Relating to Free Repair or Replacements	26	4,505	0.6%	1.2%	1.0%	0.8%
% of FP17s Relating to Continuations	100	4,505	2.2%	1.6%	1.4%	1.2%
% of Patients satisfied with the dentistry they have received	17	17	100.0%	93.3%	93.1%	92.8%
% of Patients satisfied with the time they had to wait for an appointment	16	17	94.1%	90.4%	89.5%	88.7%

* This is based on patients treated on this contract for their most recent course of treatment. Figures in italics indicate the base number of FP17s or Patient Questionnaire responses are less than 100. N/A is shown where the base number of responses is less than 10 during the period. % is calculated as Quantity/Base number*100

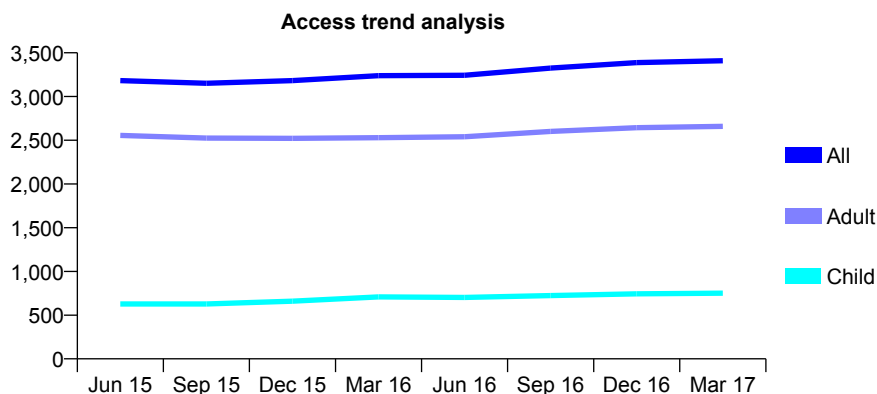
Q49 - Vital Signs At a Glance Contract Report for 123145/0001 - March 2017

Name or company name	Melita Dental Practice Limited
Contract type name	GDS Contract
Purpose of contract	General
Contract start date	01/11/2012
Contract end date	

16/17 Contracted general activity (UDA)	8,408
Carry forward general activity (UDA)	-168
16/17 Contracted orthodontic activity (UOA)	0
Carry forward orthodontic activity (UOA)	0
Baseline contract value	£180,345.56

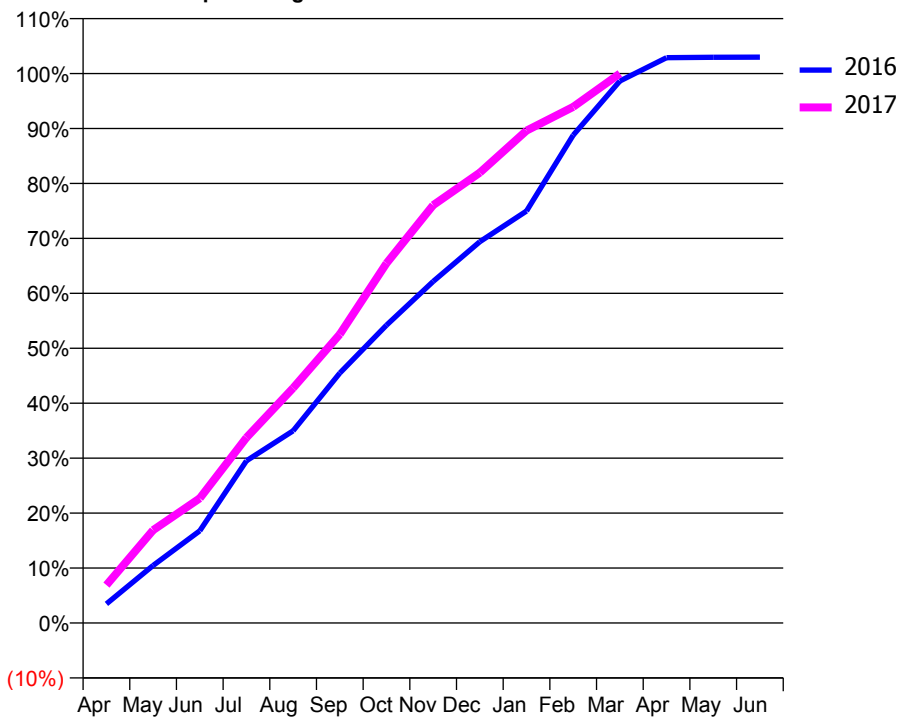
ACCESS*

Patients seen in 24 months	Total	Change since previous quarter
Quarter ending March 2016	3,238	
Quarter ending June 2016	3,243	→
Quarter ending September 2016	3,325	↑
Quarter ending December 2016	3,388	→
Quarter ending March 2017	3,410	→
Variance since March 2016	5.3%	↑



ACTIVITY

Cumulative percentage of contracted UDA delivered 2016 & 2017



Month	Adjusted Scheduled Activity (UDA)	
	2016	2017
April	292	581
May	880	1,420
June	1,411	1,909
July	2,481	2,837
August	2,942	3,596
September	3,825	4,418
October	4,557	5,504
November	5,226	6,393
December	5,834	6,892
January	6,303	7,535
February	7,464	7,897
March	8,293	8,408
April	8,651	
May	8,656	
June	8,659	

QUALITY

	Quantity	Base Number	Contract	AT	Region	England
% of FP17s for the same patient ID Re-attending within 3 months - Children	69	1,266	5.5%	11.5%	13.3%	12.3%
% of FP17s for the same patient ID Re-attending within 3 months - Adults	470	3,985	11.8%	15.6%	17.3%	16.7%
% of FP17s for the same patient ID Re-attending between 3 & 9 months - Children	851	1,266	67.2%	57.3%	58.9%	57.6%
% of FP17s for the same patient ID Re-attending between 3 & 9 months - Adults	2,531	3,985	63.5%	52.0%	52.2%	50.1%
% of FP17s for Band 1 Urgent Courses	296	4,992	5.9%	8.2%	9.2%	9.1%
% of FP17s Relating to Free Repair or Replacements	20	4,992	0.4%	1.2%	1.0%	0.8%
% of FP17s Relating to Continuations	66	4,992	1.3%	1.6%	1.4%	1.2%
% of Patients satisfied with the dentistry they have received	5	5	N/A	93.3%	93.1%	92.8%
% of Patients satisfied with the time they had to wait for an appointment	5	5	N/A	90.4%	89.5%	88.7%

* This is based on patients treated on this contract for their most recent course of treatment. Figures in italics indicate the base number of FP17s or Patient Questionnaire responses are less than 100. N/A is shown where the base number of responses is less than 10 during the period. % is calculated as Quantity/Base number*100

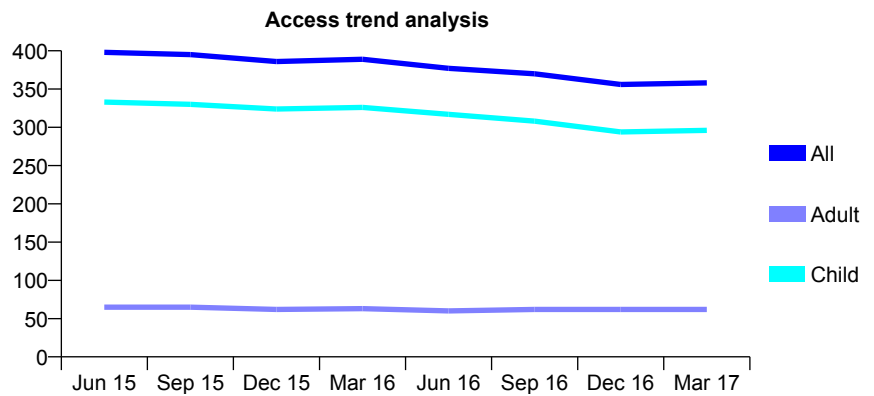
Q49 - Vital Signs At a Glance Contract Report for 123730/0001 - March 2017

Name or company name	J B Jefferies The Dental Surgery Ltd
Contract type name	GDS Contract
Purpose of contract	General
Contract start date	01/04/2010
Contract end date	

16/17 Contracted general activity (UDA)	815
Carry forward general activity (UDA)	12
16/17 Contracted orthodontic activity (UOA)	0
Carry forward orthodontic activity (UOA)	0
Baseline contract value	£19,270.15

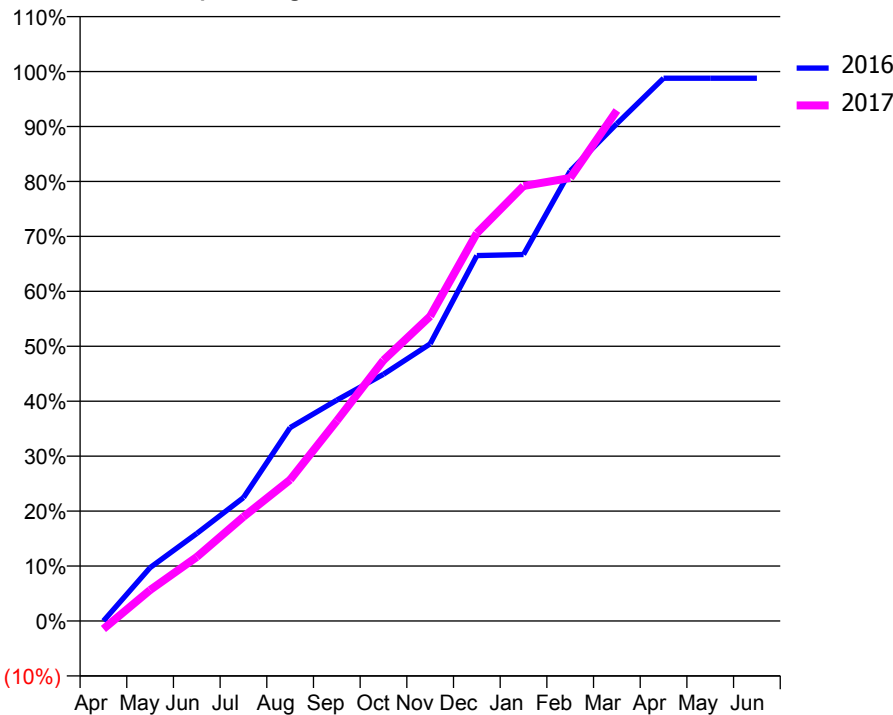
ACCESS*

Patients seen in 24 months	Total	Change since previous quarter
Quarter ending March 2016	389	
Quarter ending June 2016	377	↓
Quarter ending September 2016	370	↓
Quarter ending December 2016	356	↓
Quarter ending March 2017	358	→
Variance since March 2016	(8.0%)	↓



ACTIVITY

Cumulative percentage of contracted UDA delivered 2016 & 2017



Month	Adjusted Scheduled Activity (UDA)	
	2016	2017
April	0	-12
May	97	46
June	159	95
July	225	155
August	352	210
September	402	297
October	449	387
November	504	452
December	665	575
January	667	645
February	819	657
March	905	757
April	988	
May	988	
June	988	

QUALITY

	Quantity	Base Number	Contract	AT	Region	England
% of FP17s for the same patient ID Re-attending within 3 months - Children	63	541	11.6%	11.5%	13.3%	12.3%
% of FP17s for the same patient ID Re-attending within 3 months - Adults	0	4	0.0%	15.6%	17.3%	16.7%
% of FP17s for the same patient ID Re-attending between 3 & 9 months - Children	352	541	65.1%	57.3%	58.9%	57.6%
% of FP17s for the same patient ID Re-attending between 3 & 9 months - Adults	0	4	0.0%	52.0%	52.2%	50.1%
% of FP17s for Band 1 Urgent Courses	9	505	1.8%	8.2%	9.2%	9.1%
% of FP17s Relating to Free Repair or Replacements	0	505	0.0%	1.2%	1.0%	0.8%
% of FP17s Relating to Continuations	5	505	1.0%	1.6%	1.4%	1.2%
% of Patients satisfied with the dentistry they have received	2	2	N/A	93.3%	93.1%	92.8%
% of Patients satisfied with the time they had to wait for an appointment	2	2	N/A	90.4%	89.5%	88.7%

* This is based on patients treated on this contract for their most recent course of treatment. Figures in italics indicate the base number of FP17s or Patient Questionnaire responses are less than 100. N/A is shown where the base number of responses is less than 10 during the period. % is calculated as Quantity/Base number*100

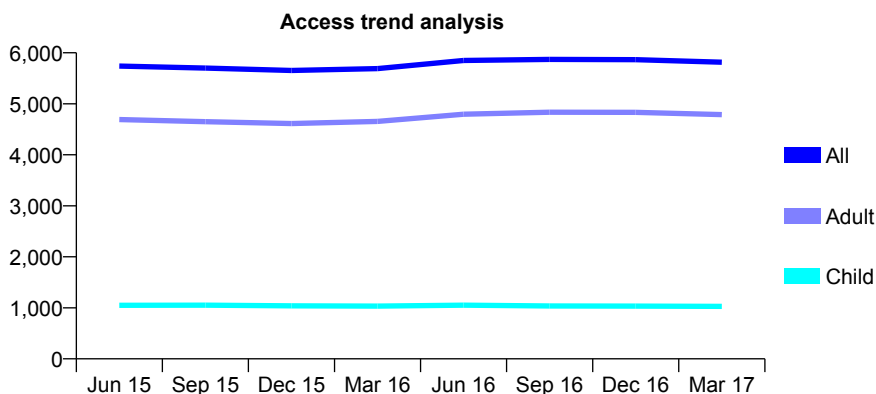
Q49 - Vital Signs At a Glance Contract Report for 125989/0001 - March 2017

Name or company name	Cottage Dental Practice
Contract type name	GDS Contract
Purpose of contract	General
Contract start date	01/04/2013
Contract end date	

16/17 Contracted general activity (UDA)	18,141
Carry forward general activity (UDA)	611
16/17 Contracted orthodontic activity (UOA)	0
Carry forward orthodontic activity (UOA)	0
Baseline contract value	£454,367.67

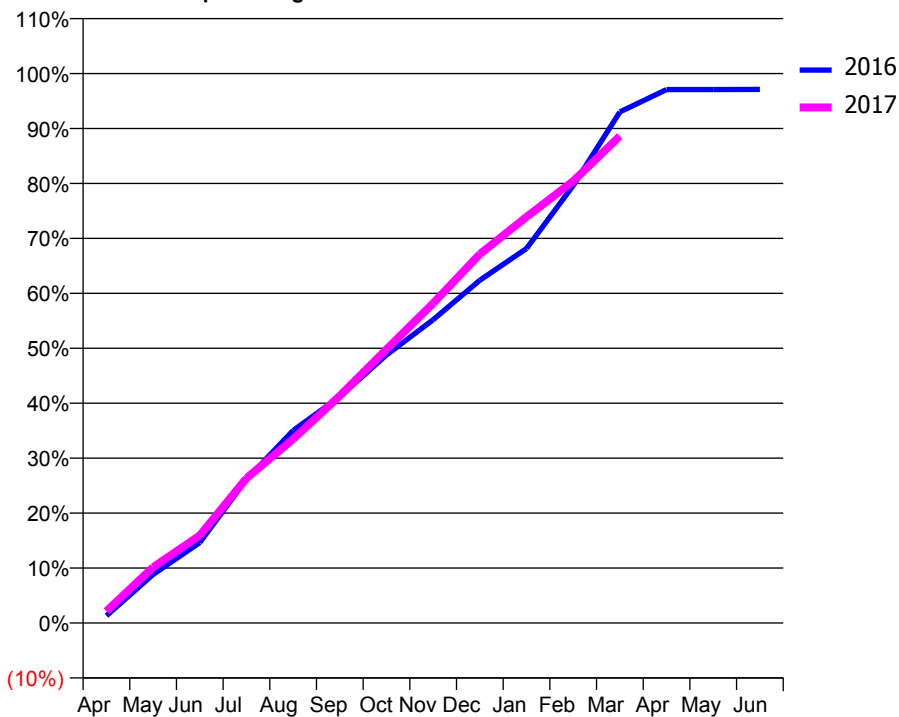
ACCESS*

Patients seen in 24 months	Total	Change since previous quarter
Quarter ending March 2016	5,689	
Quarter ending June 2016	5,849	↑
Quarter ending September 2016	5,871	→
Quarter ending December 2016	5,865	→
Quarter ending March 2017	5,816	→
Variance since March 2016	2.2%	↑



ACTIVITY

Cumulative percentage of contracted UDA delivered 2016 & 2017



Month	2016	2017
April	241	392
May	1,604	1,842
June	2,658	2,888
July	4,741	4,779
August	6,354	6,074
September	7,472	7,498
October	8,853	9,034
November	10,012	10,554
December	11,315	12,179
January	12,364	13,408
February	14,444	14,588
March	16,872	16,077
April	17,610	
May	17,610	
June	17,616	

QUALITY

	Quantity	Base Number	Contract	AT	Region	England
% of FP17s for the same patient ID Re-attending within 3 months - Children	154	1,891	8.1%	11.5%	13.3%	12.3%
% of FP17s for the same patient ID Re-attending within 3 months - Adults	1,230	8,555	14.4%	15.6%	17.3%	16.7%
% of FP17s for the same patient ID Re-attending between 3 & 9 months - Children	1,347	1,891	71.2%	57.3%	58.9%	57.6%
% of FP17s for the same patient ID Re-attending between 3 & 9 months - Adults	5,861	8,555	68.5%	52.0%	52.2%	50.1%
% of FP17s for Band 1 Urgent Courses	847	10,071	8.4%	8.2%	9.2%	9.1%
% of FP17s Relating to Free Repair or Replacements	105	10,071	1.0%	1.2%	1.0%	0.8%
% of FP17s Relating to Continuations	172	10,071	1.7%	1.6%	1.4%	1.2%
% of Patients satisfied with the dentistry they have received	19	19	100.0%	93.3%	93.1%	92.8%
% of Patients satisfied with the time they had to wait for an appointment	19	19	100.0%	90.4%	89.5%	88.7%

* This is based on patients treated on this contract for their most recent course of treatment. Figures in italics indicate the base number of FP17s or Patient Questionnaire responses are less than 100. N/A is shown where the base number of responses is less than 10 during the period. % is calculated as Quantity/Base number*100

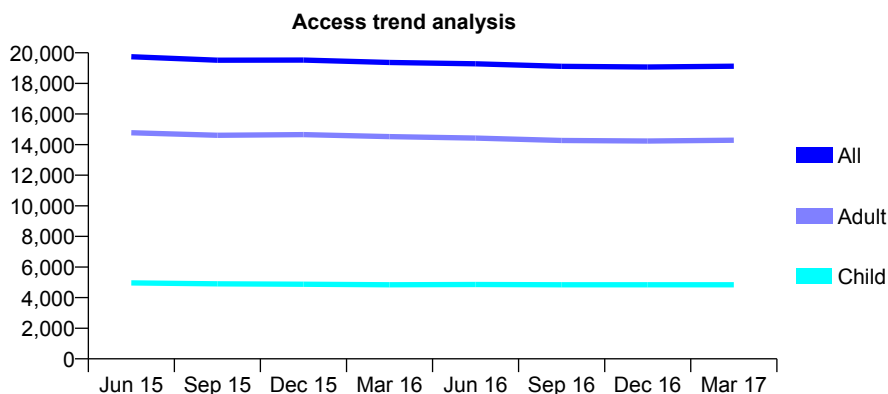
Q49 - Vital Signs At a Glance Contract Report for 126624/0001 - March 2017

Name or company name	The Killingworth Dental Practice Partnership
Contract type name	GDS Contract
Purpose of contract	General and Orthodontic
Contract start date	01/05/2013
Contract end date	

16/17 Contracted general activity (UDA)	58,286
Carry forward general activity (UDA)	0
16/17 Contracted orthodontic activity (UOA)	2,619
Carry forward orthodontic activity (UOA)	0
Baseline contract value	£1,848,836.48

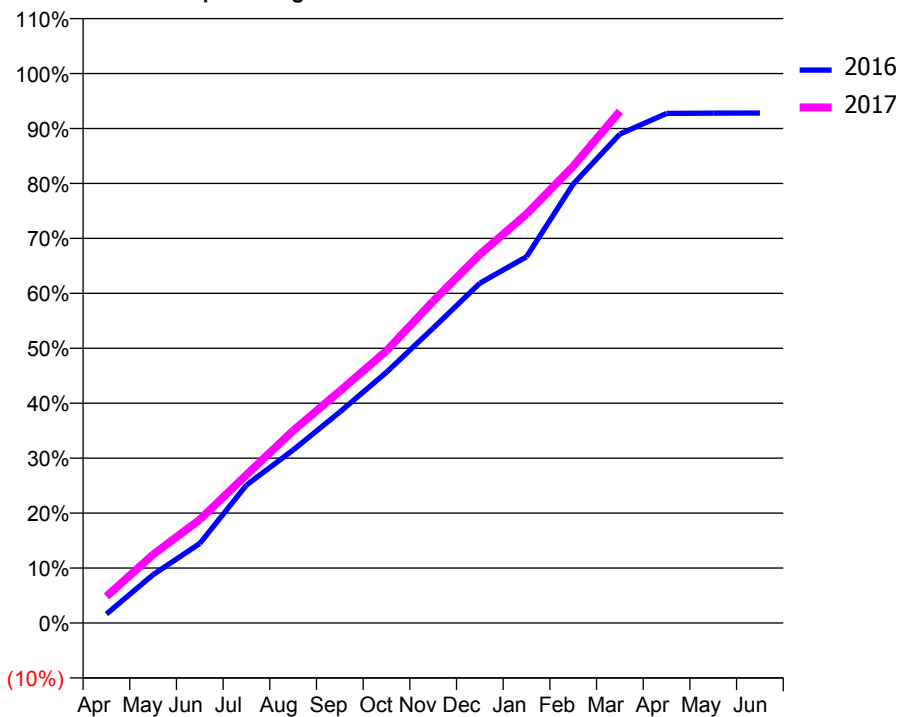
ACCESS*

Patients seen in 24 months	Total	Change since previous quarter
Quarter ending March 2016	19,369	
Quarter ending June 2016	19,284	→
Quarter ending September 2016	19,116	→
Quarter ending December 2016	19,076	→
Quarter ending March 2017	19,123	→
Variance since March 2016	(1.3%)	↓



ACTIVITY

Cumulative percentage of contracted UDA delivered 2016 & 2017



Month	Adjusted Scheduled Activity (UDA)	
	2016	2017
April	951	2,823
May	5,134	7,257
June	8,434	10,973
July	14,638	15,717
August	18,352	20,399
September	22,379	24,609
October	26,603	28,875
November	31,286	34,134
December	36,041	39,102
January	38,843	43,377
February	46,557	48,452
March	51,865	54,279
April	54,052	
May	54,076	
June	54,092	

QUALITY

	Quantity	Base Number	Contract	AT	Region	England
% of FP17s for the same patient ID Re-attending within 3 months - Children	642	6,893	9.3%	11.5%	13.3%	12.3%
% of FP17s for the same patient ID Re-attending within 3 months - Adults	2,530	17,953	14.1%	15.6%	17.3%	16.7%
% of FP17s for the same patient ID Re-attending between 3 & 9 months - Children	3,664	6,893	53.2%	57.3%	58.9%	57.6%
% of FP17s for the same patient ID Re-attending between 3 & 9 months - Adults	8,368	17,953	46.6%	52.0%	52.2%	50.1%
% of FP17s for Band 1 Urgent Courses	2,041	23,666	8.6%	8.2%	9.2%	9.1%
% of FP17s Relating to Free Repair or Replacements	287	23,666	1.2%	1.2%	1.0%	0.8%
% of FP17s Relating to Continuations	418	23,666	1.8%	1.6%	1.4%	1.2%
% of Patients satisfied with the dentistry they have received	30	32	93.8%	93.3%	93.1%	92.8%
% of Patients satisfied with the time they had to wait for an appointment	30	32	93.8%	90.4%	89.5%	88.7%

* This is based on patients treated on this contract for their most recent course of treatment. Figures in italics indicate the base number of FP17s or Patient Questionnaire responses are less than 100. N/A is shown where the base number of responses is less than 10 during the period. % is calculated as Quantity/Base number*100

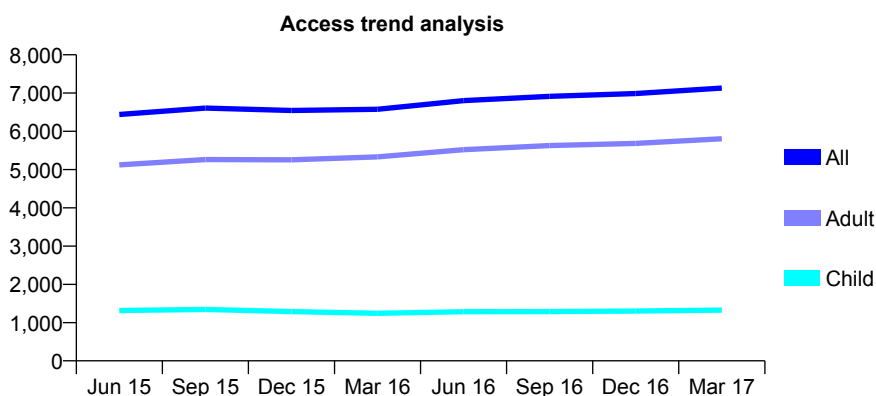
Q49 - Vital Signs At a Glance Contract Report for 127825/0001 - March 2017

Name or company name	Chandlers Lane Dental Practice Ltd
Contract type name	GDS Contract
Purpose of contract	General and Orthodontic
Contract start date	01/05/2011
Contract end date	

16/17 Contracted general activity (UDA)	20,958
Carry forward general activity (UDA)	0
16/17 Contracted orthodontic activity (UOA)	0
Carry forward orthodontic activity (UOA)	0
Baseline contract value	£509,647.09

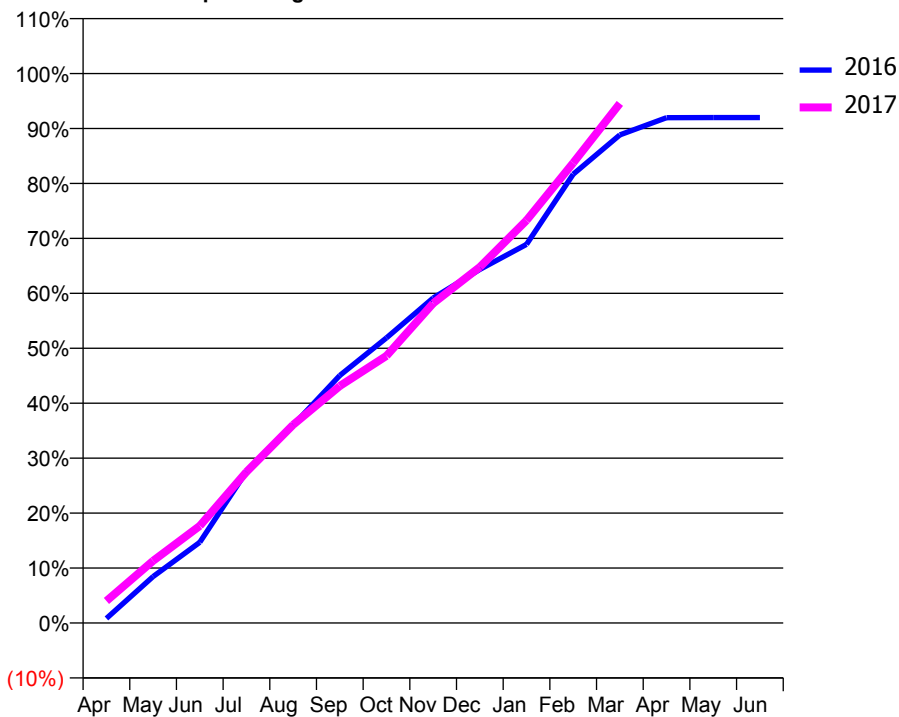
ACCESS*

Patients seen in 24 months	Total	Change since previous quarter
Quarter ending March 2016	6,575	
Quarter ending June 2016	6,802	↑
Quarter ending September 2016	6,914	→
Quarter ending December 2016	6,986	→
Quarter ending March 2017	7,131	↑
Variance since March 2016	8.5%	↑



ACTIVITY

Cumulative percentage of contracted UDA delivered 2016 & 2017



Month	Adjusted Scheduled Activity (UDA)	
	2016	2017
April	173	843
May	1,774	2,371
June	3,078	3,704
July	5,774	5,762
August	7,545	7,561
September	9,444	9,040
October	10,878	10,189
November	12,399	12,196
December	13,487	13,575
January	14,443	15,357
February	17,115	17,547
March	18,617	19,815
April	19,273	
May	19,276	
June	19,278	

QUALITY

	Quantity	Base Number	Contract	AT	Region	England
% of FP17s for the same patient ID Re-attending within 3 months - Children	190	2,438	7.8%	11.5%	13.3%	12.3%
% of FP17s for the same patient ID Re-attending within 3 months - Adults	1,442	9,812	14.7%	15.6%	17.3%	16.7%
% of FP17s for the same patient ID Re-attending between 3 & 9 months - Children	1,722	2,438	70.6%	57.3%	58.9%	57.6%
% of FP17s for the same patient ID Re-attending between 3 & 9 months - Adults	6,256	9,812	63.8%	52.0%	52.2%	50.1%
% of FP17s for Band 1 Urgent Courses	553	11,114	5.0%	8.2%	9.2%	9.1%
% of FP17s Relating to Free Repair or Replacements	117	11,114	1.1%	1.2%	1.0%	0.8%
% of FP17s Relating to Continuations	306	11,114	2.8%	1.6%	1.4%	1.2%
% of Patients satisfied with the dentistry they have received	18	18	100.0%	93.3%	93.1%	92.8%
% of Patients satisfied with the time they had to wait for an appointment	18	18	100.0%	90.4%	89.5%	88.7%

* This is based on patients treated on this contract for their most recent course of treatment. Figures in italics indicate the base number of FP17s or Patient Questionnaire responses are less than 100. N/A is shown where the base number of responses is less than 10 during the period. % is calculated as Quantity/Base number*100

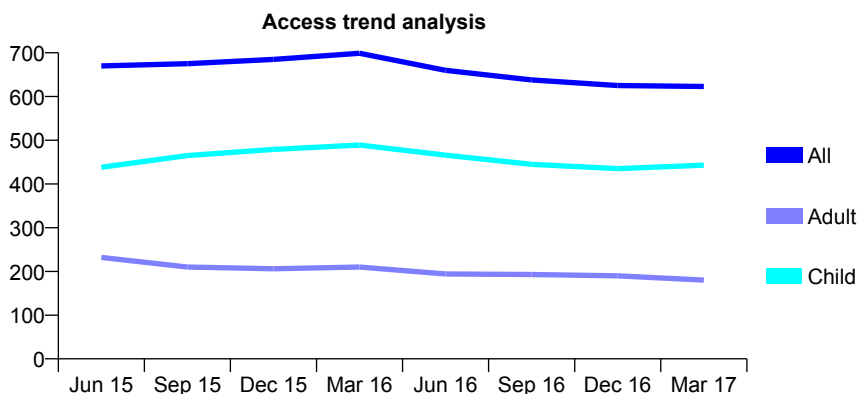
Q49 - Vital Signs At a Glance Contract Report for 128147/0001 - March 2017

Name or company name	Helen Siddle Ltd
Contract type name	GDS Contract
Purpose of contract	General
Contract start date	11/03/2011
Contract end date	

16/17 Contracted general activity (UDA)	1,700
Carry forward general activity (UDA)	0
16/17 Contracted orthodontic activity (UOA)	0
Carry forward orthodontic activity (UOA)	0
Baseline contract value	£40,199.64

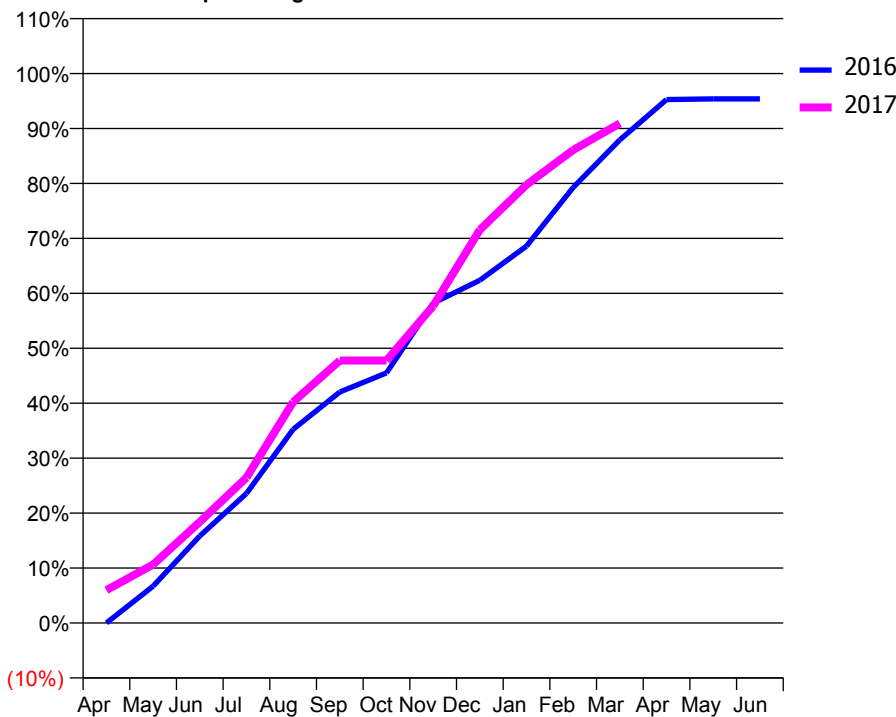
ACCESS*

Patients seen in 24 months	Total	Change since previous quarter
Quarter ending March 2016	699	
Quarter ending June 2016	660	↓
Quarter ending September 2016	638	↓
Quarter ending December 2016	625	↓
Quarter ending March 2017	623	→
Variance since March 2016	(10.9%)	↓



ACTIVITY

Cumulative percentage of contracted UDA delivered 2016 & 2017



Month	Adjusted Scheduled Activity (UDA)	
	2016	2017
April	0	102
May	114	181
June	269	313
July	401	450
August	599	684
September	715	812
October	774	812
November	989	981
December	1,060	1,216
January	1,166	1,356
February	1,347	1,464
March	1,495	1,546
April	1,619	
May	1,621	
June	1,621	

QUALITY

	Quantity	Base Number	Contract	AT	Region	England
% of FP17s for the same patient ID Re-attending within 3 months - Children	52	721	7.2%	11.5%	13.3%	12.3%
% of FP17s for the same patient ID Re-attending within 3 months - Adults	49	236	20.8%	15.6%	17.3%	16.7%
% of FP17s for the same patient ID Re-attending between 3 & 9 months - Children	480	721	66.6%	57.3%	58.9%	57.6%
% of FP17s for the same patient ID Re-attending between 3 & 9 months - Adults	140	236	59.3%	52.0%	52.2%	50.1%
% of FP17s for Band 1 Urgent Courses	48	899	5.3%	8.2%	9.2%	9.1%
% of FP17s Relating to Free Repair or Replacements	0	899	0.0%	1.2%	1.0%	0.8%
% of FP17s Relating to Continuations	9	899	1.0%	1.6%	1.4%	1.2%
% of Patients satisfied with the dentistry they have received	2	2	N/A	93.3%	93.1%	92.8%
% of Patients satisfied with the time they had to wait for an appointment	0	2	N/A	90.4%	89.5%	88.7%

* This is based on patients treated on this contract for their most recent course of treatment. Figures in italics indicate the base number of FP17s or Patient Questionnaire responses are less than 100. N/A is shown where the base number of responses is less than 10 during the period. % is calculated as Quantity/Base number*100

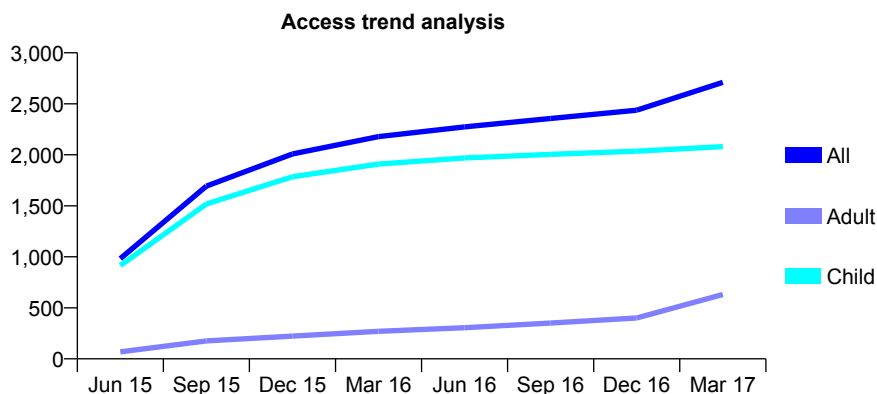
Q49 - Vital Signs At a Glance Contract Report for 128295/0001 - March 2017

Name or company name	Olivers Dental Studio Partnership
Contract type name	GDS Contract
Purpose of contract	General
Contract start date	31/03/2015
Contract end date	

16/17 Contracted general activity (UDA)	9,774
Carry forward general activity (UDA)	0
16/17 Contracted orthodontic activity (UOA)	0
Carry forward orthodontic activity (UOA)	0
Baseline contract value	£242,575.05

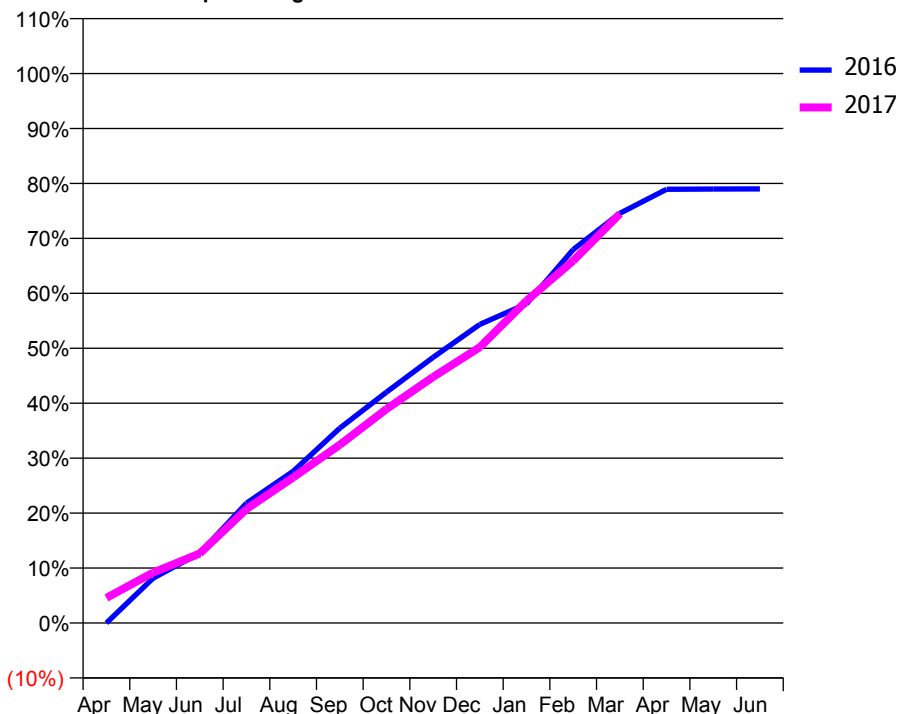
ACCESS*

Patients seen in 24 months	Total	Change since previous quarter
Quarter ending March 2016	2,179	
Quarter ending June 2016	2,274	↑
Quarter ending September 2016	2,356	↑
Quarter ending December 2016	2,437	↑
Quarter ending March 2017	2,711	↑
Variance since March 2016	24.4%	↑



ACTIVITY

Cumulative percentage of contracted UDA delivered 2016 & 2017



Month	Adjusted Scheduled Activity (UDA)	
	2016	2017
April	0	448
May	798	899
June	1,243	1,236
July	2,131	2,027
August	2,697	2,590
September	3,466	3,169
October	4,106	3,806
November	4,726	4,377
December	5,313	4,906
January	5,677	5,732
February	6,641	6,442
March	7,288	7,278
April	7,714	
May	7,720	
June	7,721	

QUALITY

	Quantity	Base Number	Contract	AT	Region	England
% of FP17s for the same patient ID Re-attending within 3 months - Children	336	4,266	7.9%	11.5%	13.3%	12.3%
% of FP17s for the same patient ID Re-attending within 3 months - Adults	45	570	7.9%	15.6%	17.3%	16.7%
% of FP17s for the same patient ID Re-attending between 3 & 9 months - Children	3,095	4,266	72.6%	57.3%	58.9%	57.6%
% of FP17s for the same patient ID Re-attending between 3 & 9 months - Adults	252	570	44.2%	52.0%	52.2%	50.1%
% of FP17s for Band 1 Urgent Courses	300	4,579	6.6%	8.2%	9.2%	9.1%
% of FP17s Relating to Free Repair or Replacements	2	4,579	0.0%	1.2%	1.0%	0.8%
% of FP17s Relating to Continuations	29	4,579	0.6%	1.6%	1.4%	1.2%
% of Patients satisfied with the dentistry they have received	4	4	N/A	93.3%	93.1%	92.8%
% of Patients satisfied with the time they had to wait for an appointment	4	4	N/A	90.4%	89.5%	88.7%

* This is based on patients treated on this contract for their most recent course of treatment. Figures in italics indicate the base number of FP17s or Patient Questionnaire responses are less than 100. N/A is shown where the base number of responses is less than 10 during the period. % is calculated as Quantity/Base number*100

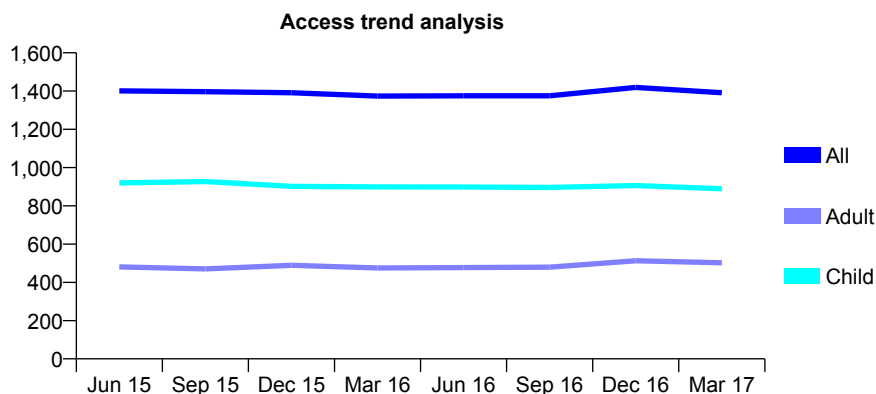
Q49 - Vital Signs At a Glance Contract Report for 129593/0002 - March 2017

Name or company name	Horn Hill Care Services Limited
Contract type name	GDS Contract
Purpose of contract	General and Orthodontic
Contract start date	01/08/2012
Contract end date	

16/17 Contracted general activity (UDA)	4,304
Carry forward general activity (UDA)	0
16/17 Contracted orthodontic activity (UOA)	0
Carry forward orthodontic activity (UOA)	0
Baseline contract value	£123,730.90

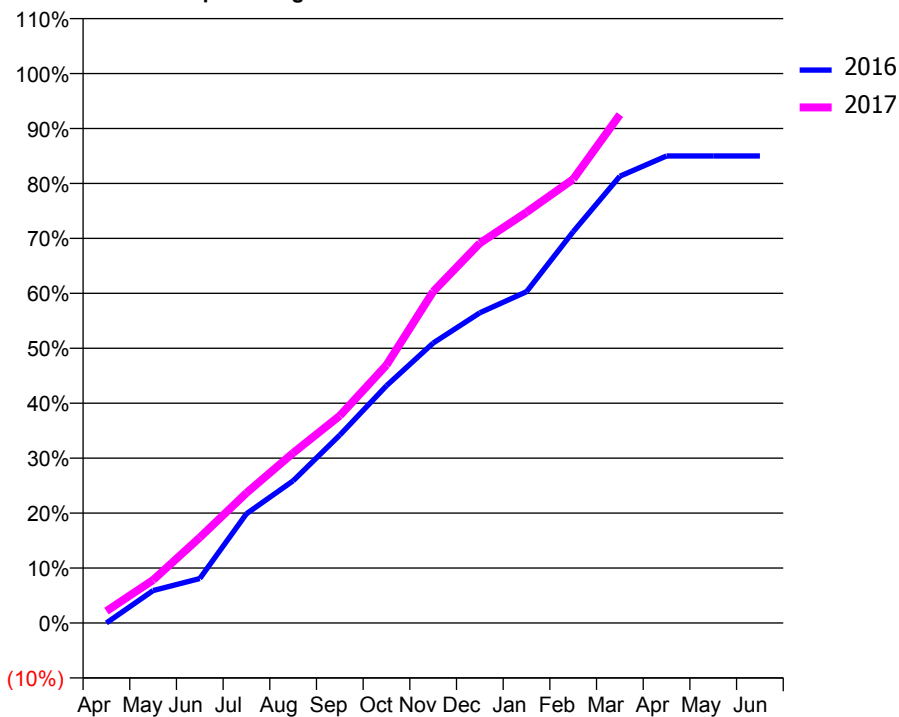
ACCESS*

Patients seen in 24 months	Total	Change since previous quarter
Quarter ending March 2016	1,374	
Quarter ending June 2016	1,375	→
Quarter ending September 2016	1,375	→
Quarter ending December 2016	1,419	↑
Quarter ending March 2017	1,391	↓
Variance since March 2016	1.2%	→



ACTIVITY

Cumulative percentage of contracted UDA delivered 2016 & 2017



Month	Adjusted Scheduled Activity (UDA)	
	2016	2017
April	0	94
May	299	337
June	410	670
July	1,007	1,019
August	1,311	1,332
September	1,732	1,624
October	2,186	2,020
November	2,580	2,596
December	2,859	2,975
January	3,053	3,218
February	3,606	3,476
March	4,117	3,982
April	4,304	
May	4,304	
June	4,304	

QUALITY

	Quantity	Base Number	Contract	AT	Region	England
% of FP17s for the same patient ID Re-attending within 3 months - Children	206	1,611	12.8%	11.5%	13.3%	12.3%
% of FP17s for the same patient ID Re-attending within 3 months - Adults	156	706	22.1%	15.6%	17.3%	16.7%
% of FP17s for the same patient ID Re-attending between 3 & 9 months - Children	1,161	1,611	72.1%	57.3%	58.9%	57.6%
% of FP17s for the same patient ID Re-attending between 3 & 9 months - Adults	357	706	50.6%	52.0%	52.2%	50.1%
% of FP17s for Band 1 Urgent Courses	197	2,219	8.9%	8.2%	9.2%	9.1%
% of FP17s Relating to Free Repair or Replacements	1	2,219	0.0%	1.2%	1.0%	0.8%
% of FP17s Relating to Continuations	4	2,219	0.2%	1.6%	1.4%	1.2%
% of Patients satisfied with the dentistry they have received	1	1	N/A	93.3%	93.1%	92.8%
% of Patients satisfied with the time they had to wait for an appointment	1	1	N/A	90.4%	89.5%	88.7%

* This is based on patients treated on this contract for their most recent course of treatment. Figures in italics indicate the base number of FP17s or Patient Questionnaire responses are less than 100. N/A is shown where the base number of responses is less than 10 during the period. % is calculated as Quantity/Base number*100

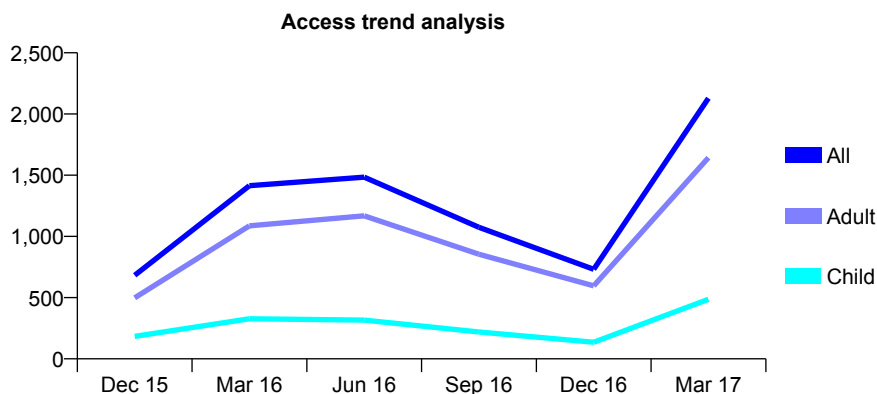
Q49 - Vital Signs At a Glance Contract Report for 130966/0001 - March 2017

Name or company name	Saint Andrews Dental Practice Partnership
Contract type name	GDS Contract
Purpose of contract	General
Contract start date	01/09/2015
Contract end date	

16/17 Contracted general activity (UDA)	4,785
Carry forward general activity (UDA)	0
16/17 Contracted orthodontic activity (UOA)	0
Carry forward orthodontic activity (UOA)	0
Baseline contract value	£113,117.40

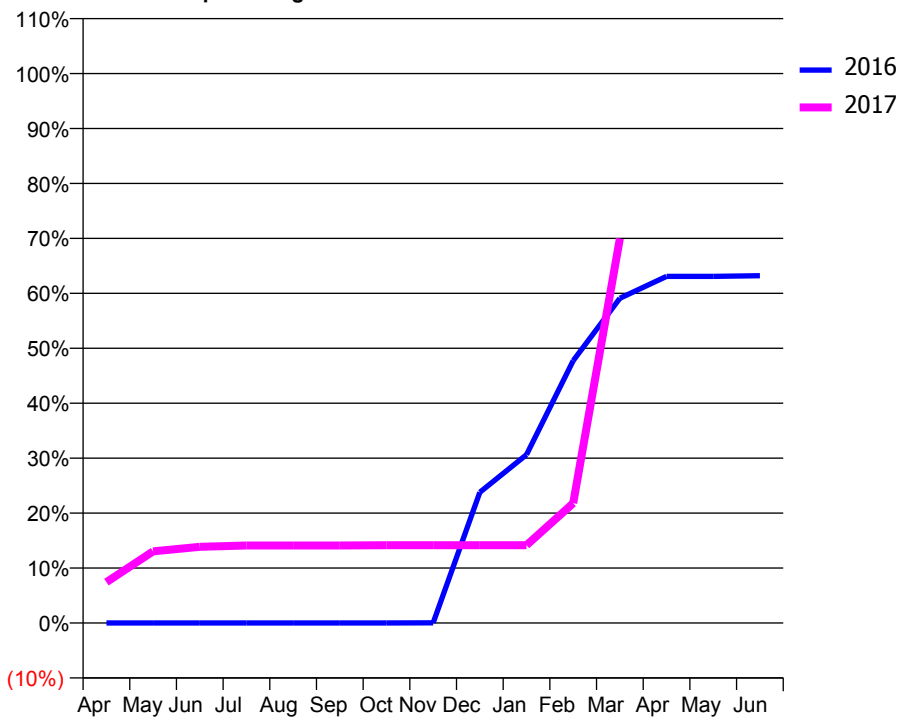
ACCESS*

Patients seen in 24 months	Total	Change since previous quarter
Quarter ending March 2016	1,414	
Quarter ending June 2016	1,484	↑
Quarter ending September 2016	1,075	↓
Quarter ending December 2016	732	↓
Quarter ending March 2017	2,129	↑
Variance since March 2016	50.6%	↑



ACTIVITY

Cumulative percentage of contracted UDA delivered 2016 & 2017



Month	Adjusted Scheduled Activity (UDA)	
	2016	2017
April	0	356
May	0	624
June	0	664
July	0	675
August	0	675
September	0	675
October	0	678
November	1	678
December	1,154	678
January	1,487	678
February	2,318	1,043
March	2,868	3,348
April	3,062	
May	3,062	
June	3,068	

QUALITY

	Quantity	Base Number	Contract	AT	Region	England
% of FP17s for the same patient ID Re-attending within 3 months - Children	8	410	2.0%	11.5%	13.3%	12.3%
% of FP17s for the same patient ID Re-attending within 3 months - Adults	45	1,365	3.3%	15.6%	17.3%	16.7%
% of FP17s for the same patient ID Re-attending between 3 & 9 months - Children	16	410	3.9%	57.3%	58.9%	57.6%
% of FP17s for the same patient ID Re-attending between 3 & 9 months - Adults	37	1,365	2.7%	52.0%	52.2%	50.1%
% of FP17s for Band 1 Urgent Courses	179	1,663	10.8%	8.2%	9.2%	9.1%
% of FP17s Relating to Free Repair or Replacements	1	1,663	0.1%	1.2%	1.0%	0.8%
% of FP17s Relating to Continuations	8	1,663	0.5%	1.6%	1.4%	1.2%
% of Patients satisfied with the dentistry they have received	1	1	N/A	93.3%	93.1%	92.8%
% of Patients satisfied with the time they had to wait for an appointment	1	1	N/A	90.4%	89.5%	88.7%

* This is based on patients treated on this contract for their most recent course of treatment. Figures in italics indicate the base number of FP17s or Patient Questionnaire responses are less than 100. N/A is shown where the base number of responses is less than 10 during the period. % is calculated as Quantity/Base number*100

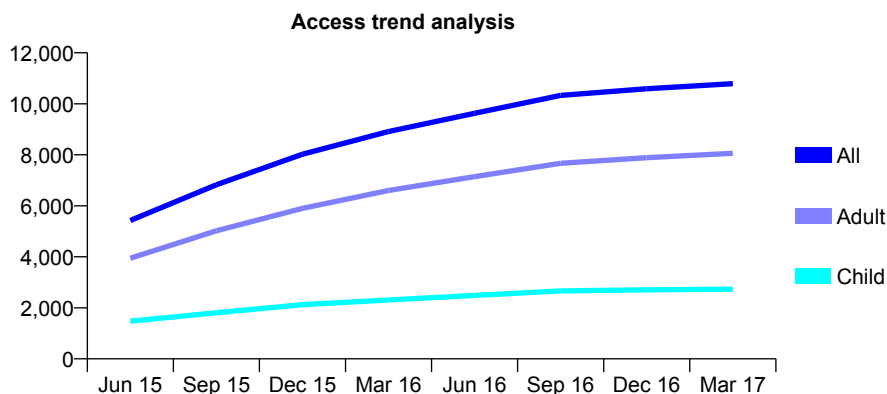
Q49 - Vital Signs At a Glance Contract Report for 130974/0001 - March 2017

Name or company name	Heaton and Blakelaw Partnership
Contract type name	GDS Contract
Purpose of contract	General
Contract start date	27/10/2014
Contract end date	

16/17 Contracted general activity (UDA)	39,634
Carry forward general activity (UDA)	0
16/17 Contracted orthodontic activity (UOA)	0
Carry forward orthodontic activity (UOA)	0
Baseline contract value	£923,651.93

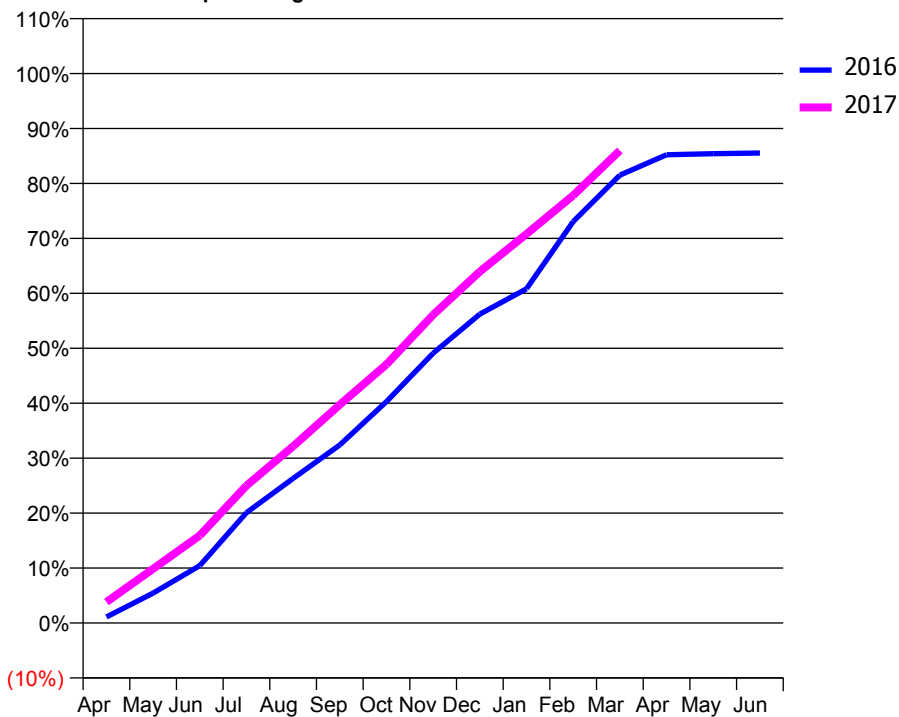
ACCESS*

Patients seen in 24 months	Total	Change since previous quarter
Quarter ending March 2016	8,911	
Quarter ending June 2016	9,630	↑
Quarter ending September 2016	10,332	↑
Quarter ending December 2016	10,591	↑
Quarter ending March 2017	10,788	→
Variance since March 2016	21.1%	↑



ACTIVITY

Cumulative percentage of contracted UDA delivered 2016 & 2017



Month	Adjusted Scheduled Activity (UDA)	
	2016	2017
April	440	1,519
May	2,161	3,907
June	4,140	6,311
July	7,961	9,911
August	10,429	12,750
September	12,842	15,753
October	15,970	18,652
November	19,464	22,231
December	22,280	25,352
January	24,109	28,058
February	28,954	30,840
March	32,297	34,081
April	33,775	
May	33,847	
June	33,896	

QUALITY

	Quantity	Base Number	Contract	AT	Region	England
% of FP17s for the same patient ID Re-attending within 3 months - Children	221	3,902	5.7%	11.5%	13.3%	12.3%
% of FP17s for the same patient ID Re-attending within 3 months - Adults	1,670	10,893	15.3%	15.6%	17.3%	16.7%
% of FP17s for the same patient ID Re-attending between 3 & 9 months - Children	2,316	3,902	59.4%	57.3%	58.9%	57.6%
% of FP17s for the same patient ID Re-attending between 3 & 9 months - Adults	5,622	10,893	51.6%	52.0%	52.2%	50.1%
% of FP17s for Band 1 Urgent Courses	919	14,160	6.5%	8.2%	9.2%	9.1%
% of FP17s Relating to Free Repair or Replacements	233	14,160	1.6%	1.2%	1.0%	0.8%
% of FP17s Relating to Continuations	366	14,160	2.6%	1.6%	1.4%	1.2%
% of Patients satisfied with the dentistry they have received	9	11	81.8%	93.3%	93.1%	92.8%
% of Patients satisfied with the time they had to wait for an appointment	8	11	72.7%	90.4%	89.5%	88.7%

* This is based on patients treated on this contract for their most recent course of treatment. Figures in italics indicate the base number of FP17s or Patient Questionnaire responses are less than 100. N/A is shown where the base number of responses is less than 10 during the period. % is calculated as Quantity/Base number*100

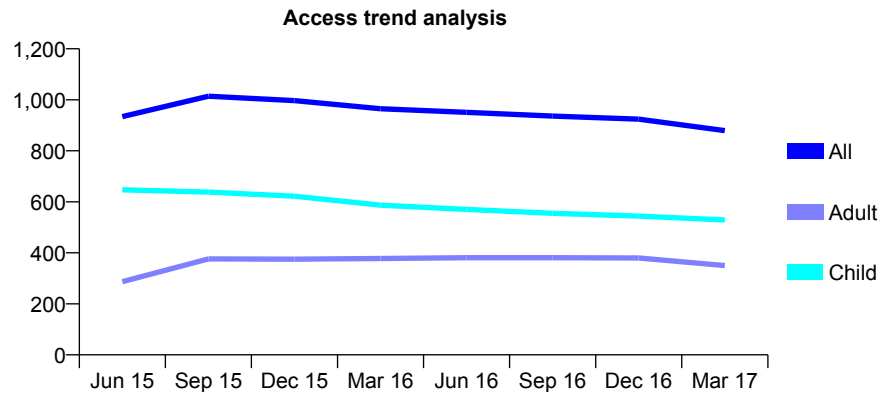
Q49 - Vital Signs At a Glance Contract Report for 131962/0001 - March 2017

Name or company name	Robson & Partners
Contract type name	GDS Contract
Purpose of contract	General
Contract start date	01/07/2013
Contract end date	

16/17 Contracted general activity (UDA)	2,475
Carry forward general activity (UDA)	0
16/17 Contracted orthodontic activity (UOA)	0
Carry forward orthodontic activity (UOA)	0
Baseline contract value	£67,014.14

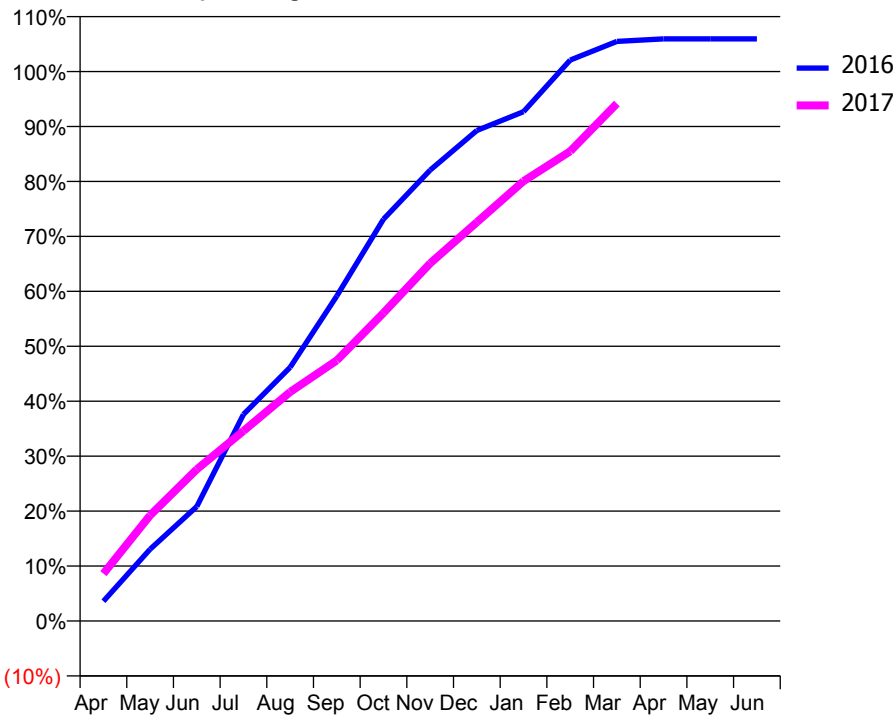
ACCESS*

Patients seen in 24 months	Total	Change since previous quarter
Quarter ending March 2016	965	
Quarter ending June 2016	951	↓
Quarter ending September 2016	936	↓
Quarter ending December 2016	924	↓
Quarter ending March 2017	879	↓
Variance since March 2016	(8.9%)	↓



ACTIVITY

Cumulative percentage of contracted UDA delivered 2016 & 2017



Month	Adjusted Scheduled Activity (UDA)	
	2016	2017
April	89	214
May	324	476
June	516	683
July	931	856
August	1,143	1,032
September	1,464	1,174
October	1,810	1,388
November	2,031	1,611
December	2,210	1,796
January	2,294	1,981
February	2,527	2,116
March	2,610	2,331
April	2,622	
May	2,622	
June	2,622	

QUALITY

	Quantity	Base Number	Contract	AT	Region	England
% of FP17s for the same patient ID Re-attending within 3 months - Children	91	992	9.2%	11.5%	13.3%	12.3%
% of FP17s for the same patient ID Re-attending within 3 months - Adults	54	431	12.5%	15.6%	17.3%	16.7%
% of FP17s for the same patient ID Re-attending between 3 & 9 months - Children	646	992	65.1%	57.3%	58.9%	57.6%
% of FP17s for the same patient ID Re-attending between 3 & 9 months - Adults	263	431	61.0%	52.0%	52.2%	50.1%
% of FP17s for Band 1 Urgent Courses	84	1,414	5.9%	8.2%	9.2%	9.1%
% of FP17s Relating to Free Repair or Replacements	5	1,414	0.4%	1.2%	1.0%	0.8%
% of FP17s Relating to Continuations	20	1,414	1.4%	1.6%	1.4%	1.2%
% of Patients satisfied with the dentistry they have received	0	0	N/A	93.3%	93.1%	92.8%
% of Patients satisfied with the time they had to wait for an appointment	0	0	N/A	90.4%	89.5%	88.7%

* This is based on patients treated on this contract for their most recent course of treatment. Figures in italics indicate the base number of FP17s or Patient Questionnaire responses are less than 100. N/A is shown where the base number of responses is less than 10 during the period. % is calculated as Quantity/Base number*100

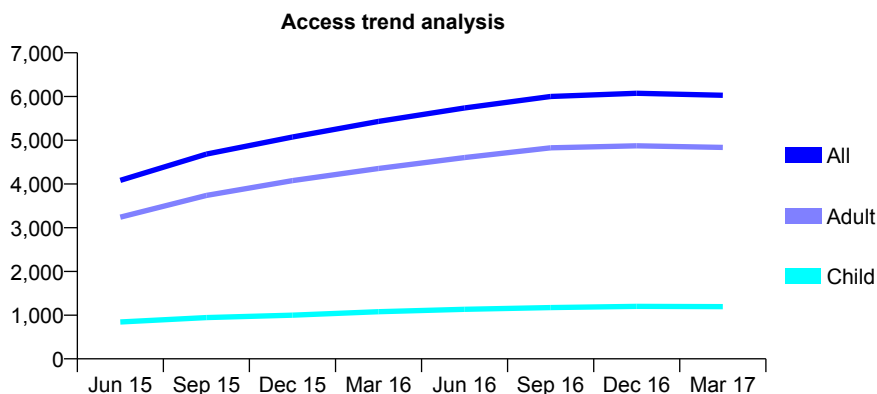
Q49 - Vital Signs At a Glance Contract Report for 132098/0001 - March 2017

Name or company name	Ryton Dental Clinic
Contract type name	GDS Contract
Purpose of contract	General
Contract start date	01/11/2014
Contract end date	

16/17 Contracted general activity (UDA)	20,000
Carry forward general activity (UDA)	226
16/17 Contracted orthodontic activity (UOA)	0
Carry forward orthodontic activity (UOA)	0
Baseline contract value	£454,666.04

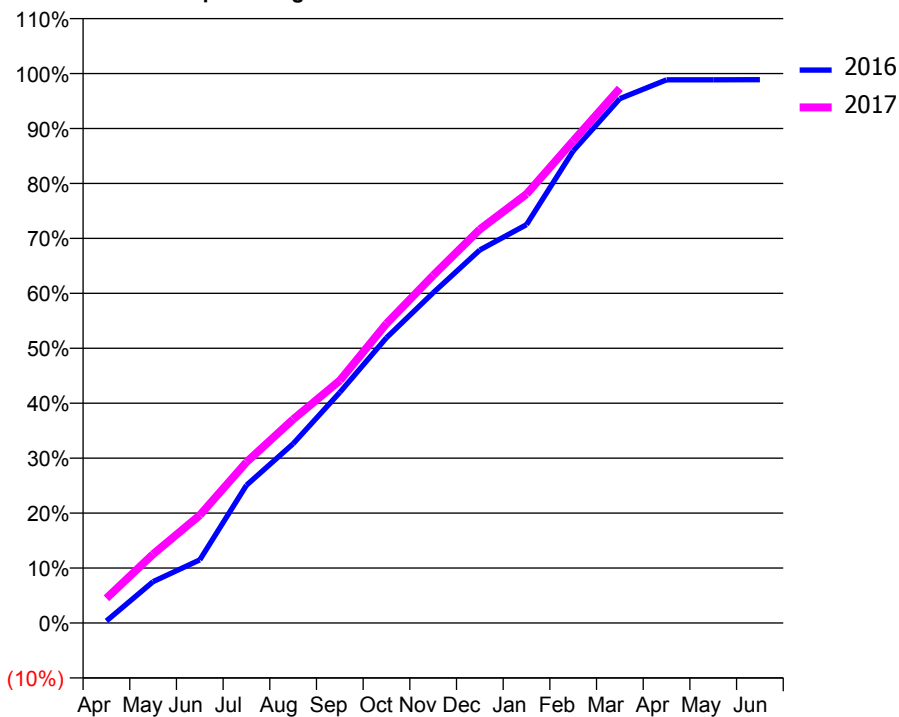
ACCESS*

Patients seen in 24 months	Total	Change since previous quarter
Quarter ending March 2016	5,431	
Quarter ending June 2016	5,739	↑
Quarter ending September 2016	6,001	↑
Quarter ending December 2016	6,074	→
Quarter ending March 2017	6,030	→
Variance since March 2016	11.0%	↑



ACTIVITY

Cumulative percentage of contracted UDA delivered 2016 & 2017



Month	Adjusted Scheduled Activity (UDA)	
	2016	2017
April	76	899
May	1,508	2,509
June	2,296	3,925
July	5,018	5,855
August	6,526	7,414
September	8,395	8,825
October	10,382	10,898
November	12,018	12,652
December	13,579	14,331
January	14,501	15,611
February	17,183	17,549
March	19,087	19,461
April	19,771	
May	19,772	
June	19,774	

QUALITY

	Quantity	Base Number	Contract	AT	Region	England
% of FP17s for the same patient ID Re-attending within 3 months - Children	105	1,879	5.6%	11.5%	13.3%	12.3%
% of FP17s for the same patient ID Re-attending within 3 months - Adults	931	7,316	12.7%	15.6%	17.3%	16.7%
% of FP17s for the same patient ID Re-attending between 3 & 9 months - Children	1,174	1,879	62.5%	57.3%	58.9%	57.6%
% of FP17s for the same patient ID Re-attending between 3 & 9 months - Adults	4,654	7,316	63.6%	52.0%	52.2%	50.1%
% of FP17s for Band 1 Urgent Courses	368	8,348	4.4%	8.2%	9.2%	9.1%
% of FP17s Relating to Free Repair or Replacements	121	8,348	1.4%	1.2%	1.0%	0.8%
% of FP17s Relating to Continuations	203	8,348	2.4%	1.6%	1.4%	1.2%
% of Patients satisfied with the dentistry they have received	13	13	100.0%	93.3%	93.1%	92.8%
% of Patients satisfied with the time they had to wait for an appointment	13	13	100.0%	90.4%	89.5%	88.7%

* This is based on patients treated on this contract for their most recent course of treatment. Figures in italics indicate the base number of FP17s or Patient Questionnaire responses are less than 100. N/A is shown where the base number of responses is less than 10 during the period. % is calculated as Quantity/Base number*100

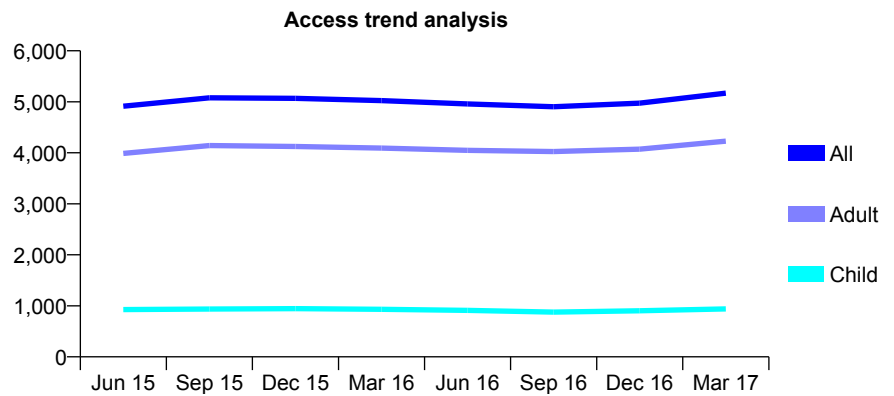
Q49 - Vital Signs At a Glance Contract Report for 133027/0001 - March 2017

Name or company name	Dalton Dental Surgery Partnership
Contract type name	GDS Contract
Purpose of contract	General
Contract start date	01/11/2013
Contract end date	

16/17 Contracted general activity (UDA)	15,000
Carry forward general activity (UDA)	0
16/17 Contracted orthodontic activity (UOA)	0
Carry forward orthodontic activity (UOA)	0
Baseline contract value	£412,650.00

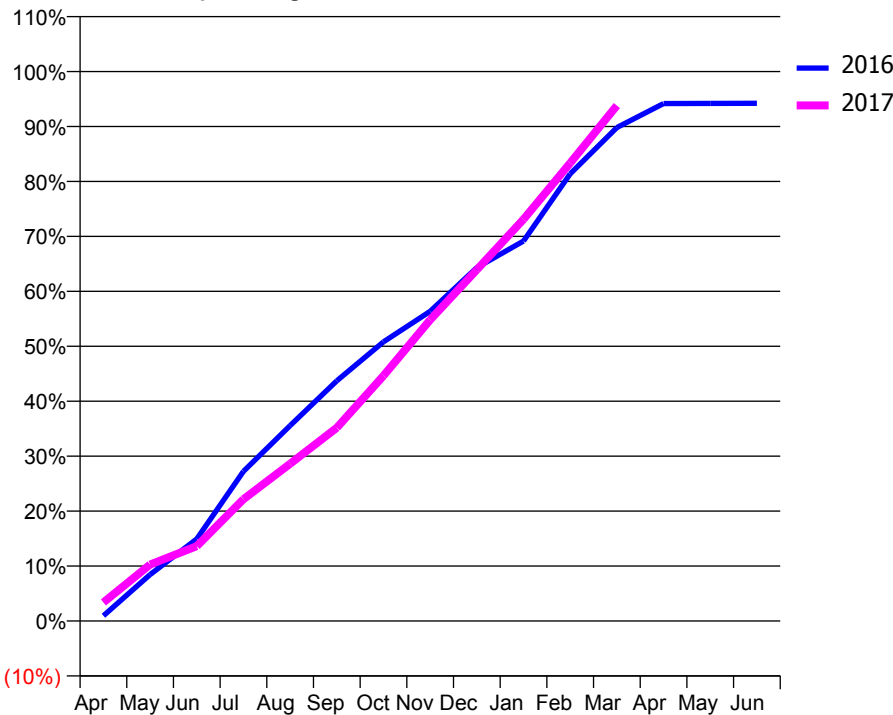
ACCESS*

Patients seen in 24 months	Total	Change since previous quarter
Quarter ending March 2016	5,024	
Quarter ending June 2016	4,959	↓
Quarter ending September 2016	4,902	↓
Quarter ending December 2016	4,973	→
Quarter ending March 2017	5,169	↑
Variance since March 2016	2.9%	↑



ACTIVITY

Cumulative percentage of contracted UDA delivered 2016 & 2017



Month	Adjusted Scheduled Activity (UDA)	
	2016	2017
April	152	508
May	1,351	1,541
June	2,390	2,045
July	4,359	3,325
August	5,691	4,293
September	6,996	5,277
October	8,129	6,696
November	9,017	8,222
December	10,292	9,591
January	11,065	10,964
February	13,020	12,502
March	14,368	14,071
April	15,067	
May	15,071	
June	15,075	

QUALITY

	Quantity	Base Number	Contract	AT	Region	England
% of FP17s for the same patient ID Re-attending within 3 months - Children	74	1,368	5.4%	11.5%	13.3%	12.3%
% of FP17s for the same patient ID Re-attending within 3 months - Adults	914	5,972	15.3%	15.6%	17.3%	16.7%
% of FP17s for the same patient ID Re-attending between 3 & 9 months - Children	656	1,368	48.0%	57.3%	58.9%	57.6%
% of FP17s for the same patient ID Re-attending between 3 & 9 months - Adults	2,504	5,972	41.9%	52.0%	52.2%	50.1%
% of FP17s for Band 1 Urgent Courses	595	7,047	8.4%	8.2%	9.2%	9.1%
% of FP17s Relating to Free Repair or Replacements	101	7,047	1.4%	1.2%	1.0%	0.8%
% of FP17s Relating to Continuations	141	7,047	2.0%	1.6%	1.4%	1.2%
% of Patients satisfied with the dentistry they have received	10	10	100.0%	93.3%	93.1%	92.8%
% of Patients satisfied with the time they had to wait for an appointment	6	10	60.0%	90.4%	89.5%	88.7%

* This is based on patients treated on this contract for their most recent course of treatment. Figures in italics indicate the base number of FP17s or Patient Questionnaire responses are less than 100. N/A is shown where the base number of responses is less than 10 during the period. % is calculated as Quantity/Base number*100

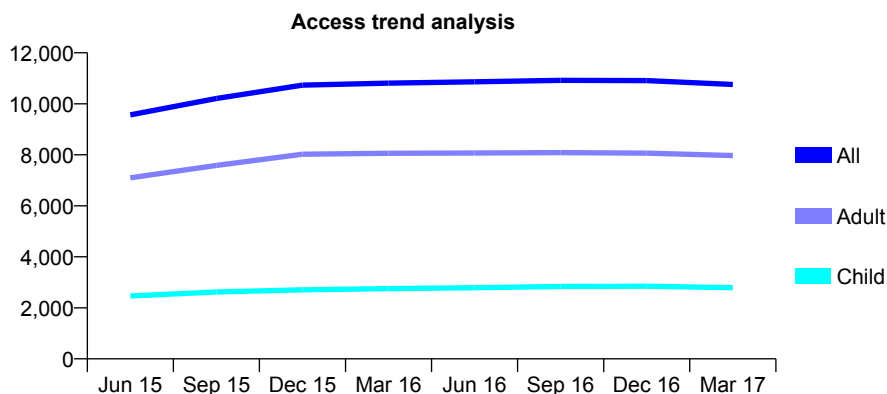
Q49 - Vital Signs At a Glance Contract Report for 133639/0001 - March 2017

Name or company name	DP Rundle Dentalcare Partnership
Contract type name	GDS Contract
Purpose of contract	General
Contract start date	20/01/2014
Contract end date	

16/17 Contracted general activity (UDA)	28,500
Carry forward general activity (UDA)	0
16/17 Contracted orthodontic activity (UOA)	0
Carry forward orthodontic activity (UOA)	0
Baseline contract value	£820,713.86

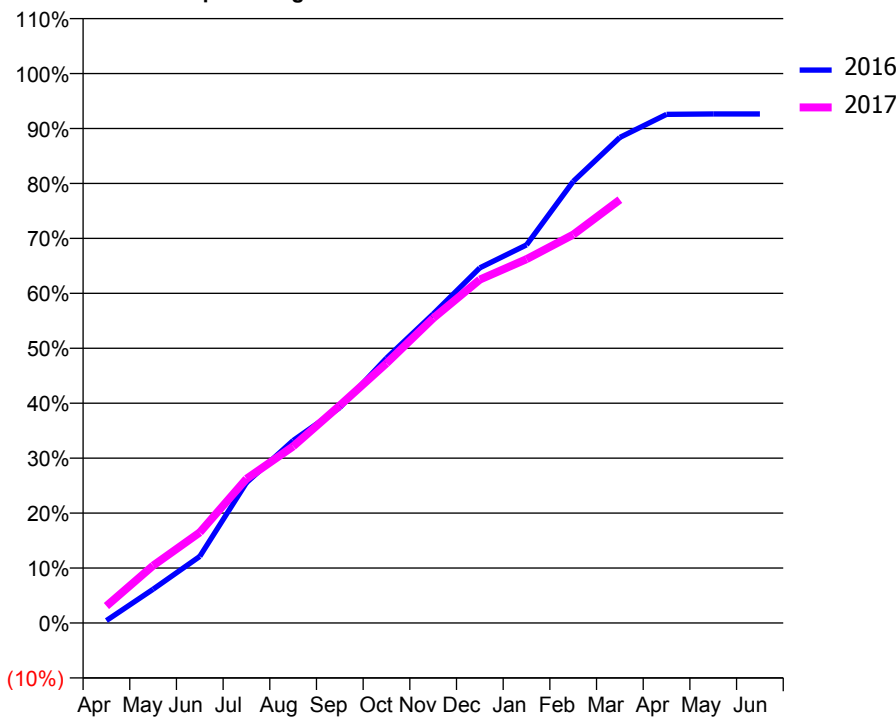
ACCESS*

Patients seen in 24 months	Total	Change since previous quarter
Quarter ending March 2016	10,811	
Quarter ending June 2016	10,861	→
Quarter ending September 2016	10,922	→
Quarter ending December 2016	10,911	→
Quarter ending March 2017	10,759	↓
Variance since March 2016	(0.5%)	→



ACTIVITY

Cumulative percentage of contracted UDA delivered 2016 & 2017



Month	Adjusted Scheduled Activity (UDA)	
	2016	2017
April	126	879
May	1,750	2,981
June	3,456	4,696
July	7,280	7,477
August	9,462	9,157
September	11,172	11,281
October	13,738	13,470
November	16,029	15,808
December	18,424	17,816
January	19,609	18,873
February	22,901	20,143
March	25,184	21,956
April	26,378	
May	26,403	
June	26,403	

QUALITY

	Quantity	Base Number	Contract	AT	Region	England
% of FP17s for the same patient ID Re-attending within 3 months - Children	149	3,201	4.7%	11.5%	13.3%	12.3%
% of FP17s for the same patient ID Re-attending within 3 months - Adults	1,471	9,631	15.3%	15.6%	17.3%	16.7%
% of FP17s for the same patient ID Re-attending between 3 & 9 months - Children	1,612	3,201	50.4%	57.3%	58.9%	57.6%
% of FP17s for the same patient ID Re-attending between 3 & 9 months - Adults	4,663	9,631	48.4%	52.0%	52.2%	50.1%
% of FP17s for Band 1 Urgent Courses	1,295	12,245	10.6%	8.2%	9.2%	9.1%
% of FP17s Relating to Free Repair or Replacements	49	12,245	0.4%	1.2%	1.0%	0.8%
% of FP17s Relating to Continuations	176	12,245	1.4%	1.6%	1.4%	1.2%
% of Patients satisfied with the dentistry they have received	18	18	100.0%	93.3%	93.1%	92.8%
% of Patients satisfied with the time they had to wait for an appointment	17	18	94.4%	90.4%	89.5%	88.7%

* This is based on patients treated on this contract for their most recent course of treatment. Figures in italics indicate the base number of FP17s or Patient Questionnaire responses are less than 100. N/A is shown where the base number of responses is less than 10 during the period. % is calculated as Quantity/Base number*100

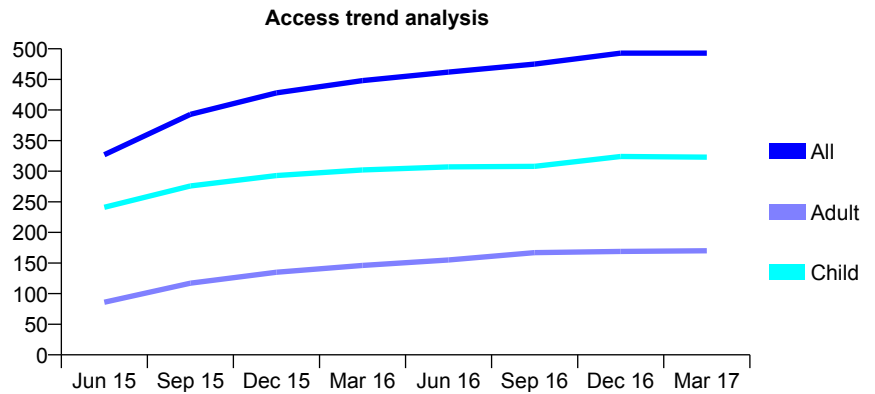
Q49 - Vital Signs At a Glance Contract Report for 134015/0001 - March 2017

Name or company name	Alistair Morgan and Associates Limited
Contract type name	GDS Contract
Purpose of contract	General
Contract start date	01/02/2015
Contract end date	

16/17 Contracted general activity (UDA)	1,700
Carry forward general activity (UDA)	0
16/17 Contracted orthodontic activity (UOA)	0
Carry forward orthodontic activity (UOA)	0
Baseline contract value	£42,648.10

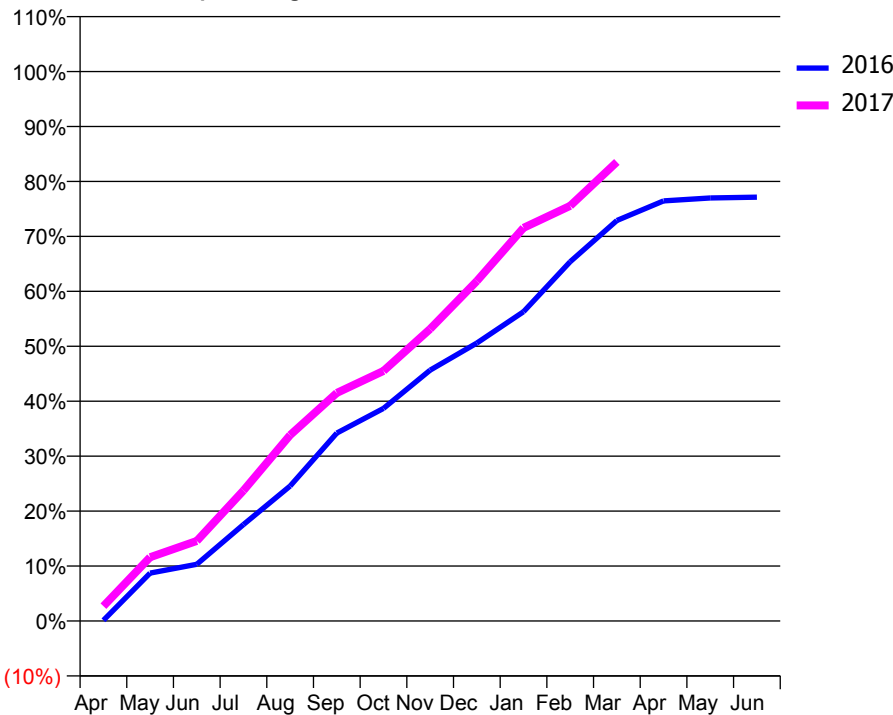
ACCESS*

Patients seen in 24 months	Total	Change since previous quarter
Quarter ending March 2016	448	
Quarter ending June 2016	462	↑
Quarter ending September 2016	475	↑
Quarter ending December 2016	493	↑
Quarter ending March 2017	493	→
Variance since March 2016	10.0%	↑



ACTIVITY

Cumulative percentage of contracted UDA delivered 2016 & 2017



Month	Adjusted Scheduled Activity (UDA)	
	2016	2017
April	3	46
May	183	197
June	217	248
July	369	404
August	516	575
September	718	706
October	813	774
November	959	904
December	1,062	1,052
January	1,182	1,216
February	1,373	1,285
March	1,531	1,420
April	1,605	
May	1,617	
June	1,620	

QUALITY

	Quantity	Base Number	Contract	AT	Region	England
% of FP17s for the same patient ID Re-attending within 3 months - Children	75	750	10.0%	11.5%	13.3%	12.3%
% of FP17s for the same patient ID Re-attending within 3 months - Adults	41	228	18.0%	15.6%	17.3%	16.7%
% of FP17s for the same patient ID Re-attending between 3 & 9 months - Children	568	750	75.7%	57.3%	58.9%	57.6%
% of FP17s for the same patient ID Re-attending between 3 & 9 months - Adults	162	228	71.1%	52.0%	52.2%	50.1%
% of FP17s for Band 1 Urgent Courses	41	920	4.5%	8.2%	9.2%	9.1%
% of FP17s Relating to Free Repair or Replacements	0	920	0.0%	1.2%	1.0%	0.8%
% of FP17s Relating to Continuations	13	920	1.4%	1.6%	1.4%	1.2%
% of Patients satisfied with the dentistry they have received	0	0	N/A	93.3%	93.1%	92.8%
% of Patients satisfied with the time they had to wait for an appointment	0	0	N/A	90.4%	89.5%	88.7%

* This is based on patients treated on this contract for their most recent course of treatment. Figures in italics indicate the base number of FP17s or Patient Questionnaire responses are less than 100. N/A is shown where the base number of responses is less than 10 during the period. % is calculated as Quantity/Base number*100

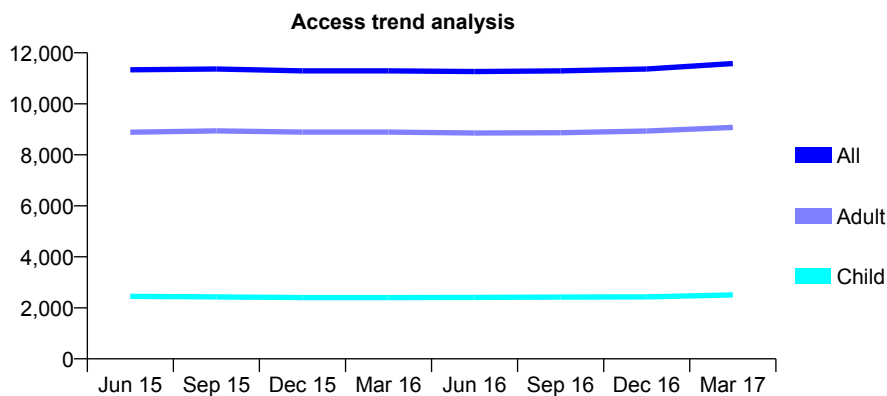
Q49 - Vital Signs At a Glance Contract Report for 134058/0001 - March 2017

Name or company name	Alison Brett Dental Care LLP
Contract type name	GDS Contract
Purpose of contract	General and Orthodontic
Contract start date	01/08/2012
Contract end date	

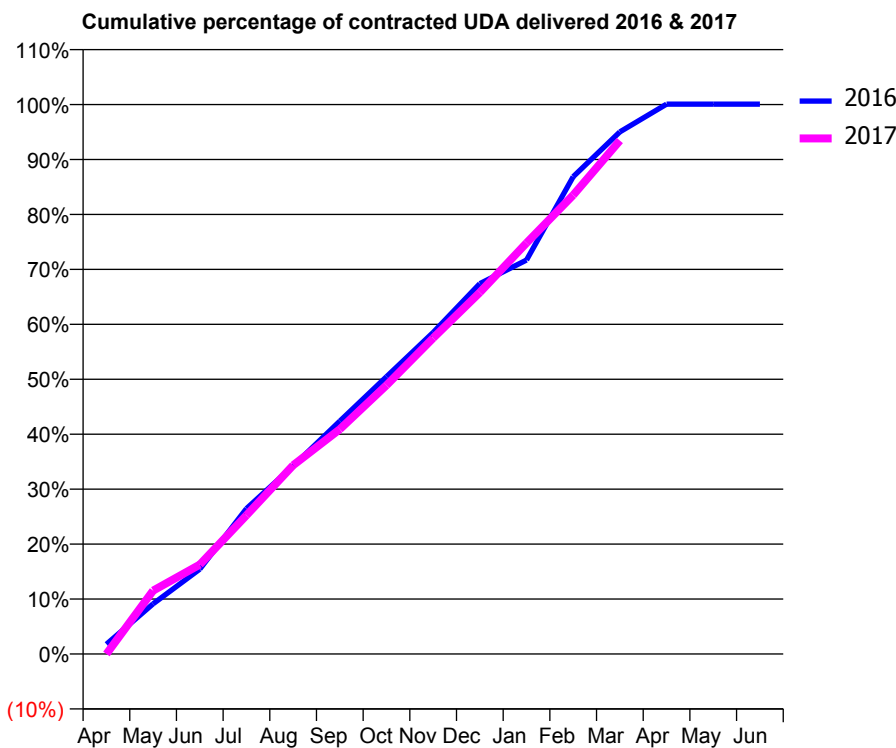
16/17 Contracted general activity (UDA)	35,029
Carry forward general activity (UDA)	0
16/17 Contracted orthodontic activity (UOA)	300
Carry forward orthodontic activity (UOA)	0
Baseline contract value	£1,018,122.34

ACCESS*

Patients seen in 24 months	Total	Change since previous quarter
Quarter ending March 2016	11,292	
Quarter ending June 2016	11,264	→
Quarter ending September 2016	11,289	→
Quarter ending December 2016	11,364	→
Quarter ending March 2017	11,580	→
Variance since March 2016	2.6%	↑



ACTIVITY



Month	Adjusted Scheduled Activity (UDA)	
	2016	2017
April	621	0
May	3,204	4,038
June	5,407	5,696
July	9,268	8,847
August	11,987	12,030
September	14,848	14,326
October	17,678	17,131
November	20,501	20,139
December	23,614	23,051
January	25,114	26,202
February	30,431	29,254
March	33,286	32,735
April	35,055	
May	35,049	
June	35,049	

QUALITY

	Quantity	Base Number	Contract	AT	Region	England
% of FP17s for the same patient ID Re-attending within 3 months - Children	546	4,651	11.7%	11.5%	13.3%	12.3%
% of FP17s for the same patient ID Re-attending within 3 months - Adults	2,384	14,478	16.5%	15.6%	17.3%	16.7%
% of FP17s for the same patient ID Re-attending between 3 & 9 months - Children	3,165	4,651	68.0%	57.3%	58.9%	57.6%
% of FP17s for the same patient ID Re-attending between 3 & 9 months - Adults	8,512	14,478	58.8%	52.0%	52.2%	50.1%
% of FP17s for Band 1 Urgent Courses	2,034	16,882	12.0%	8.2%	9.2%	9.1%
% of FP17s Relating to Free Repair or Replacements	167	16,882	1.0%	1.2%	1.0%	0.8%
% of FP17s Relating to Continuations	131	16,882	0.8%	1.6%	1.4%	1.2%
% of Patients satisfied with the dentistry they have received	22	22	100.0%	93.3%	93.1%	92.8%
% of Patients satisfied with the time they had to wait for an appointment	21	22	95.5%	90.4%	89.5%	88.7%

* This is based on patients treated on this contract for their most recent course of treatment. Figures in italics indicate the base number of FP17s or Patient Questionnaire responses are less than 100. N/A is shown where the base number of responses is less than 10 during the period. % is calculated as Quantity/Base number*100

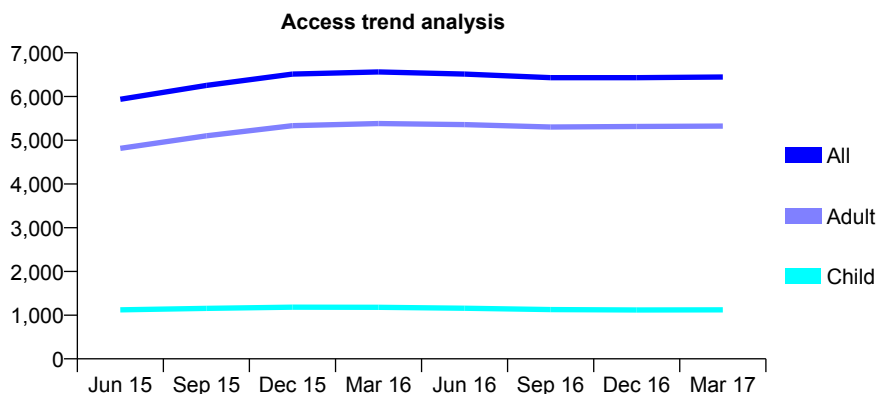
Q49 - Vital Signs At a Glance Contract Report for 136360/0001 - March 2017

Name or company name	The Mill Dental Practice Partnership
Contract type name	GDS Contract
Purpose of contract	General
Contract start date	31/01/2014
Contract end date	

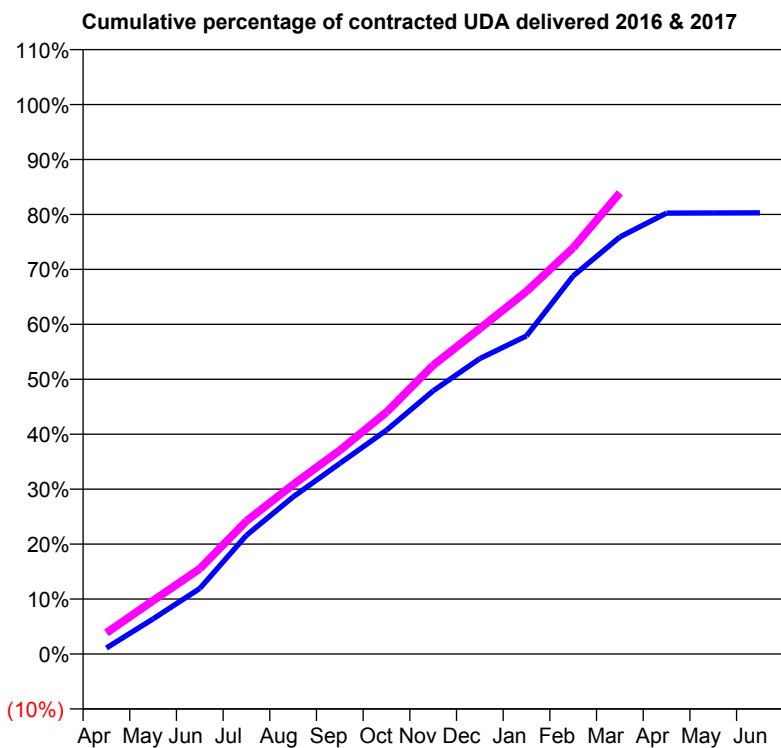
16/17 Contracted general activity (UDA)	21,000
Carry forward general activity (UDA)	0
16/17 Contracted orthodontic activity (UOA)	0
Carry forward orthodontic activity (UOA)	0
Baseline contract value	£541,271.40

ACCESS*

Patients seen in 24 months	Total	Change since previous quarter
Quarter ending March 2016	6,562	
Quarter ending June 2016	6,512	→
Quarter ending September 2016	6,431	↓
Quarter ending December 2016	6,432	→
Quarter ending March 2017	6,446	→
Variance since March 2016	(1.8%)	↓



ACTIVITY



Month	Adjusted Scheduled Activity (UDA)	
	2016	2017
April	265	808
May	1,523	2,039
June	2,839	3,261
July	5,148	5,083
August	6,815	6,476
September	8,268	7,782
October	9,708	9,240
November	11,409	11,036
December	12,808	12,439
January	13,792	13,859
February	16,394	15,526
March	18,085	17,623
April	19,121	
May	19,125	
June	19,129	

QUALITY

	Quantity	Base Number	Contract	AT	Region	England
% of FP17s for the same patient ID Re-attending within 3 months - Children	114	1,747	6.5%	11.5%	13.3%	12.3%
% of FP17s for the same patient ID Re-attending within 3 months - Adults	778	6,745	11.5%	15.6%	17.3%	16.7%
% of FP17s for the same patient ID Re-attending between 3 & 9 months - Children	1,030	1,747	59.0%	57.3%	58.9%	57.6%
% of FP17s for the same patient ID Re-attending between 3 & 9 months - Adults	3,284	6,745	48.7%	52.0%	52.2%	50.1%
% of FP17s for Band 1 Urgent Courses	408	8,132	5.0%	8.2%	9.2%	9.1%
% of FP17s Relating to Free Repair or Replacements	90	8,132	1.1%	1.2%	1.0%	0.8%
% of FP17s Relating to Continuations	170	8,132	2.1%	1.6%	1.4%	1.2%
% of Patients satisfied with the dentistry they have received	4	5	N/A	93.3%	93.1%	92.8%
% of Patients satisfied with the time they had to wait for an appointment	5	5	N/A	90.4%	89.5%	88.7%

* This is based on patients treated on this contract for their most recent course of treatment. Figures in italics indicate the base number of FP17s or Patient Questionnaire responses are less than 100. N/A is shown where the base number of responses is less than 10 during the period. % is calculated as Quantity/Base number*100

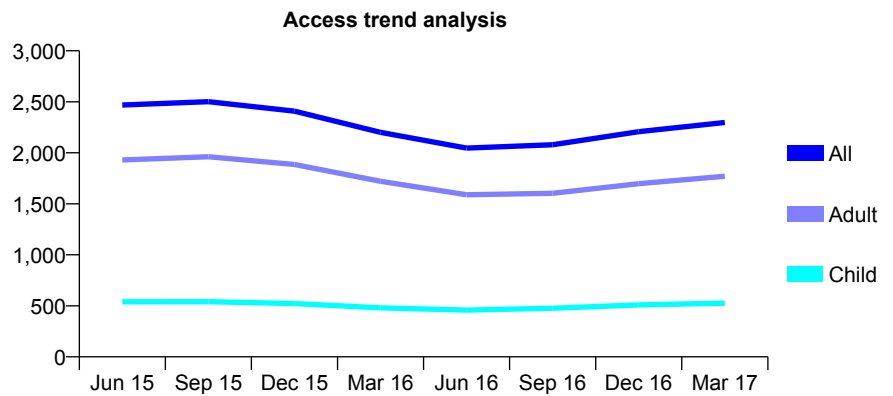
Q49 - Vital Signs At a Glance Contract Report for 138576/0001 - March 2017

Name or company name	Dr J A Richards Limited
Contract type name	GDS Contract
Purpose of contract	General
Contract start date	01/04/2009
Contract end date	

16/17 Contracted general activity (UDA)	7,000
Carry forward general activity (UDA)	443
16/17 Contracted orthodontic activity (UOA)	0
Carry forward orthodontic activity (UOA)	0
Baseline contract value	£165,510.36

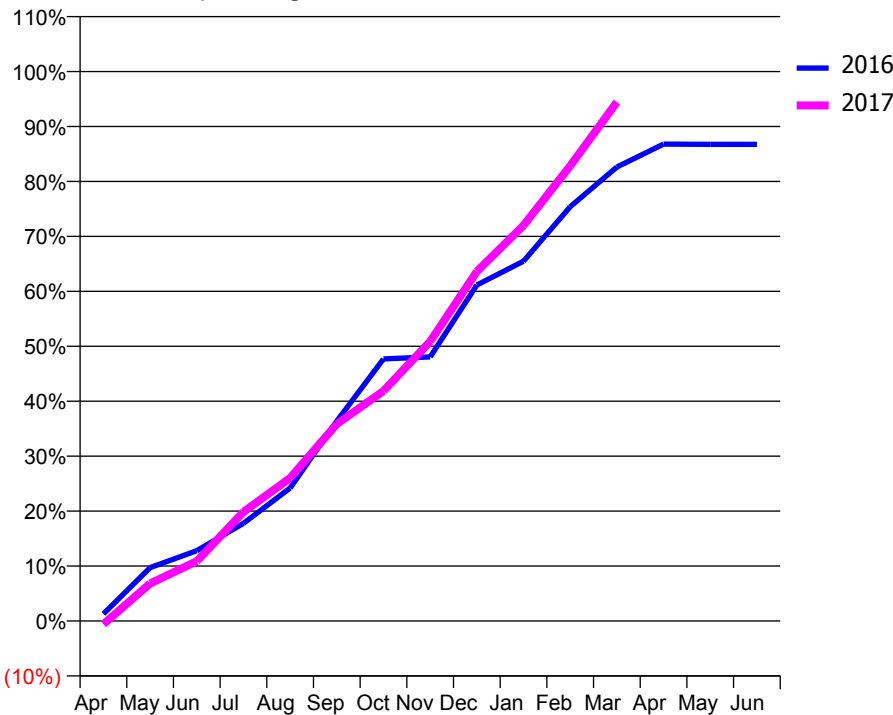
ACCESS*

Patients seen in 24 months	Total	Change since previous quarter
Quarter ending March 2016	2,201	
Quarter ending June 2016	2,047	↓
Quarter ending September 2016	2,079	→
Quarter ending December 2016	2,207	↑
Quarter ending March 2017	2,297	↑
Variance since March 2016	4.4%	↑



ACTIVITY

Cumulative percentage of contracted UDA delivered 2016 & 2017



Month	Adjusted Scheduled Activity (UDA)	
	2016	2017
April	91	-41
May	681	478
June	897	761
July	1,244	1,390
August	1,694	1,822
September	2,547	2,509
October	3,339	2,930
November	3,364	3,561
December	4,280	4,453
January	4,585	5,039
February	5,277	5,799
March	5,783	6,611
April	6,075	
May	6,072	
June	6,072	

QUALITY

	Quantity	Base Number	Contract	AT	Region	England
% of FP17s for the same patient ID Re-attending within 3 months - Children	44	903	4.9%	11.5%	13.3%	12.3%
% of FP17s for the same patient ID Re-attending within 3 months - Adults	390	2,763	14.1%	15.6%	17.3%	16.7%
% of FP17s for the same patient ID Re-attending between 3 & 9 months - Children	559	903	61.9%	57.3%	58.9%	57.6%
% of FP17s for the same patient ID Re-attending between 3 & 9 months - Adults	1,255	2,763	45.4%	52.0%	52.2%	50.1%
% of FP17s for Band 1 Urgent Courses	170	3,522	4.8%	8.2%	9.2%	9.1%
% of FP17s Relating to Free Repair or Replacements	60	3,522	1.7%	1.2%	1.0%	0.8%
% of FP17s Relating to Continuations	23	3,522	0.7%	1.6%	1.4%	1.2%
% of Patients satisfied with the dentistry they have received	8	9	N/A	93.3%	93.1%	92.8%
% of Patients satisfied with the time they had to wait for an appointment	8	9	N/A	90.4%	89.5%	88.7%

* This is based on patients treated on this contract for their most recent course of treatment. Figures in italics indicate the base number of FP17s or Patient Questionnaire responses are less than 100. N/A is shown where the base number of responses is less than 10 during the period. % is calculated as Quantity/Base number*100

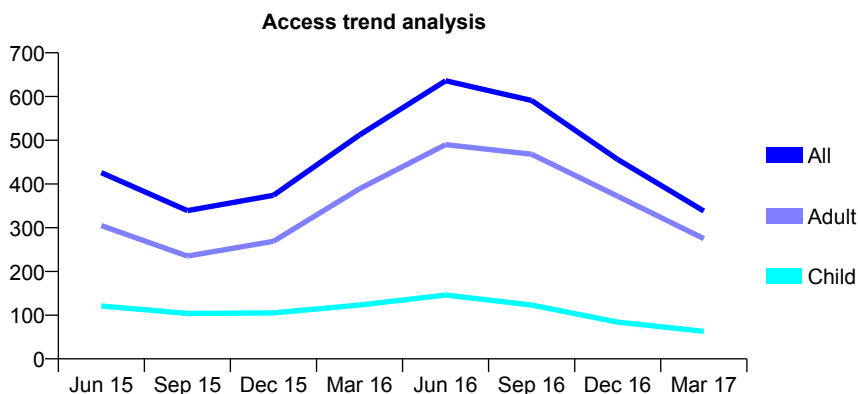
Q49 - Vital Signs At a Glance Contract Report for 138576/0002 - March 2017

Name or company name	Dr J A Richards Limited
Contract type name	GDS Contract
Purpose of contract	General
Contract start date	01/04/2009
Contract end date	

16/17 Contracted general activity (UDA)	1,350
Carry forward general activity (UDA)	7
16/17 Contracted orthodontic activity (UOA)	0
Carry forward orthodontic activity (UOA)	0
Baseline contract value	£35,170.95

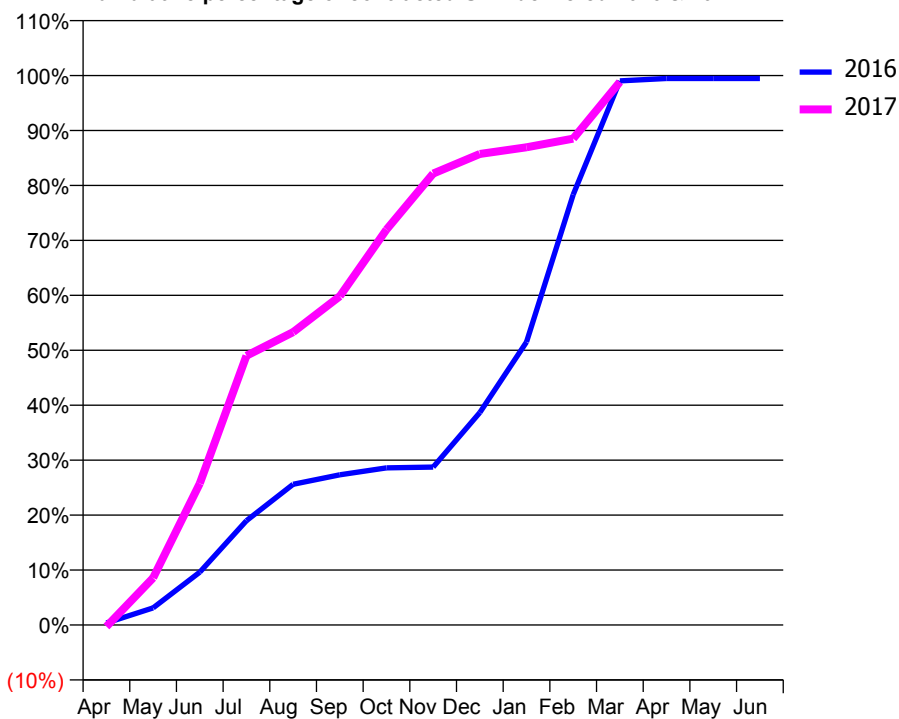
ACCESS*

Patients seen in 24 months	Total	Change since previous quarter
Quarter ending March 2016	512	
Quarter ending June 2016	636	↑
Quarter ending September 2016	591	↓
Quarter ending December 2016	456	↓
Quarter ending March 2017	338	↓
Variance since March 2016	(34.0%)	↓



ACTIVITY

Cumulative percentage of contracted UDA delivered 2016 & 2017



Month	Adjusted Scheduled Activity (UDA)	
	2016	2017
April	5	-4
May	42	116
June	130	348
July	256	662
August	346	720
September	369	808
October	386	971
November	388	1,109
December	522	1,157
January	695	1,174
February	1,057	1,195
March	1,337	1,334
April	1,343	
May	1,343	
June	1,343	

QUALITY

	Quantity	Base Number	Contract	AT	Region	England
% of FP17s for the same patient ID Re-attending within 3 months - Children	1	144	0.7%	11.5%	13.3%	12.3%
% of FP17s for the same patient ID Re-attending within 3 months - Adults	29	510	5.7%	15.6%	17.3%	16.7%
% of FP17s for the same patient ID Re-attending between 3 & 9 months - Children	51	144	35.4%	57.3%	58.9%	57.6%
% of FP17s for the same patient ID Re-attending between 3 & 9 months - Adults	111	510	21.8%	52.0%	52.2%	50.1%
% of FP17s for Band 1 Urgent Courses	36	649	5.5%	8.2%	9.2%	9.1%
% of FP17s Relating to Free Repair or Replacements	3	649	0.5%	1.2%	1.0%	0.8%
% of FP17s Relating to Continuations	4	649	0.6%	1.6%	1.4%	1.2%
% of Patients satisfied with the dentistry they have received	2	2	N/A	93.3%	93.1%	92.8%
% of Patients satisfied with the time they had to wait for an appointment	2	2	N/A	90.4%	89.5%	88.7%

* This is based on patients treated on this contract for their most recent course of treatment. Figures in italics indicate the base number of FP17s or Patient Questionnaire responses are less than 100. N/A is shown where the base number of responses is less than 10 during the period. % is calculated as Quantity/Base number*100

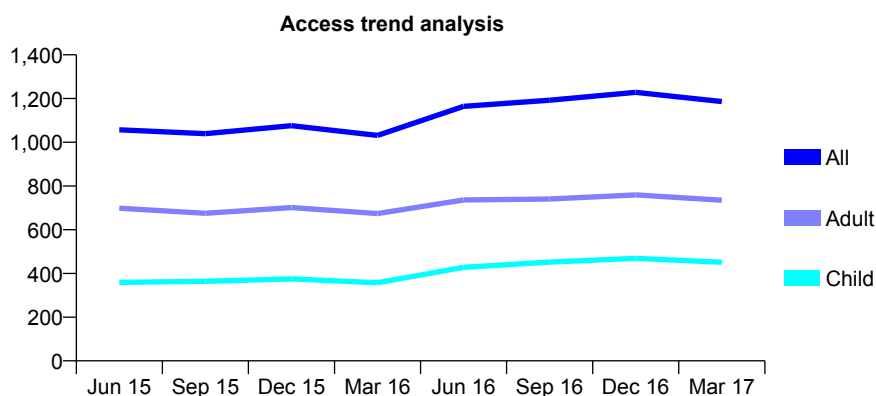
Q49 - Vital Signs At a Glance Contract Report for 140449/0001 - March 2017

Name or company name	South Tyneside Foundation Trust
Contract type name	PDS Contract
Purpose of contract	General
Contract start date	01/06/2013
Contract end date	31/03/2017

16/17 Contracted general activity (UDA)	2,200
Carry forward general activity (UDA)	0
16/17 Contracted orthodontic activity (UOA)	0
Carry forward orthodontic activity (UOA)	0
Baseline contract value	£958,112.36

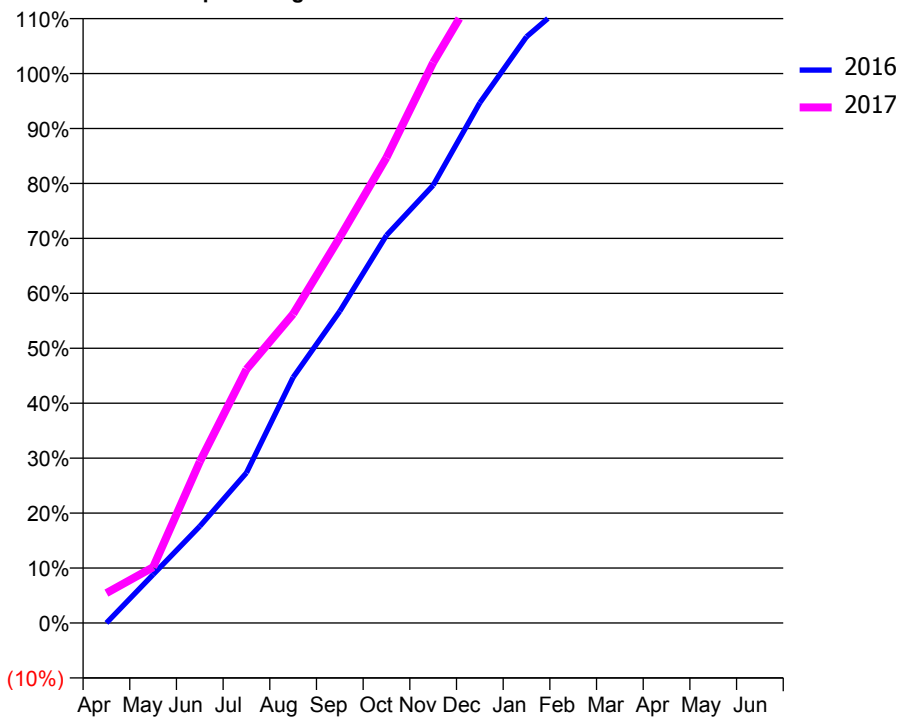
ACCESS*

Patients seen in 24 months	Total	Change since previous quarter
Quarter ending March 2016	1,031	
Quarter ending June 2016	1,164	↑
Quarter ending September 2016	1,192	↑
Quarter ending December 2016	1,228	↑
Quarter ending March 2017	1,186	↓
Variance since March 2016	15.0%	↑



ACTIVITY

Cumulative percentage of contracted UDA delivered 2016 & 2017



Month	Adjusted Scheduled Activity (UDA)	
	2016	2017
April	0	120
May	194	224
June	387	646
July	601	1,016
August	983	1,237
September	1,248	1,544
October	1,552	1,864
November	1,753	2,244
December	2,083	2,558
January	2,347	2,790
February	2,507	2,921
March	2,508	3,247
April	2,942	
May	3,014	
June	3,103	

QUALITY

	Quantity	Base Number	Contract	AT	Region	England
% of FP17s for the same patient ID Re-attending within 3 months - Children	86	841	10.2%	11.5%	13.3%	12.3%
% of FP17s for the same patient ID Re-attending within 3 months - Adults	103	1,037	9.9%	15.6%	17.3%	16.7%
% of FP17s for the same patient ID Re-attending between 3 & 9 months - Children	203	841	24.1%	57.3%	58.9%	57.6%
% of FP17s for the same patient ID Re-attending between 3 & 9 months - Adults	390	1,037	37.6%	52.0%	52.2%	50.1%
% of FP17s for Band 1 Urgent Courses	39	1,573	2.5%	8.2%	9.2%	9.1%
% of FP17s Relating to Free Repair or Replacements	4	1,573	0.3%	1.2%	1.0%	0.8%
% of FP17s Relating to Continuations	23	1,573	1.5%	1.6%	1.4%	1.2%
% of Patients satisfied with the dentistry they have received	2	2	N/A	93.3%	93.1%	92.8%
% of Patients satisfied with the time they had to wait for an appointment	2	2	N/A	90.4%	89.5%	88.7%

* This is based on patients treated on this contract for their most recent course of treatment. Figures in italics indicate the base number of FP17s or Patient Questionnaire responses are less than 100. N/A is shown where the base number of responses is less than 10 during the period. % is calculated as Quantity/Base number*100

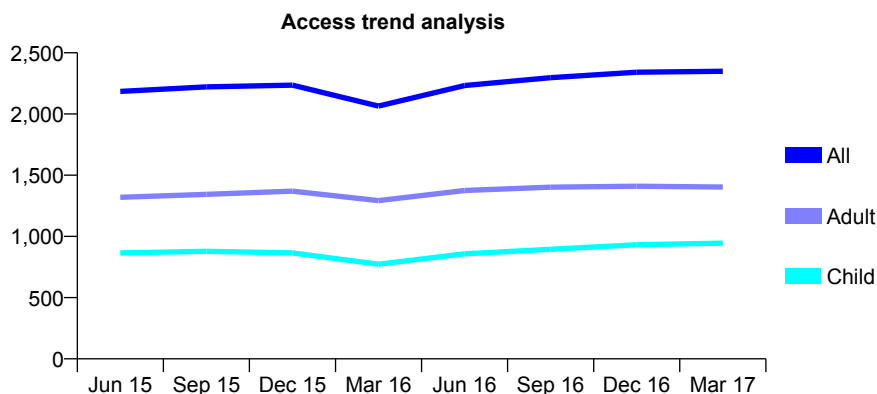
Q49 - Vital Signs At a Glance Contract Report for 140449/0002 - March 2017

Name or company name	South Tyneside Foundation Trust
Contract type name	PDS Contract
Purpose of contract	General
Contract start date	01/06/2013
Contract end date	31/03/2017

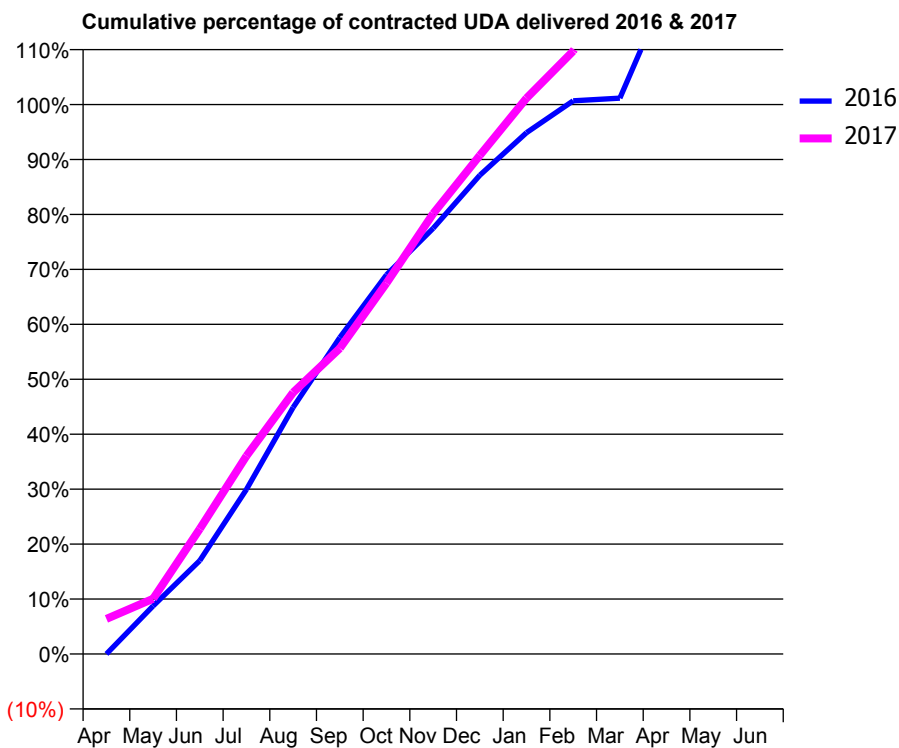
16/17 Contracted general activity (UDA)	5,050
Carry forward general activity (UDA)	0
16/17 Contracted orthodontic activity (UOA)	0
Carry forward orthodontic activity (UOA)	0
Baseline contract value	£2,053,601.59

ACCESS*

Patients seen in 24 months	Total	Change since previous quarter
Quarter ending March 2016	2,065	
Quarter ending June 2016	2,233	↑
Quarter ending September 2016	2,297	↑
Quarter ending December 2016	2,342	→
Quarter ending March 2017	2,349	→
Variance since March 2016	13.8%	↑



ACTIVITY



Month	Adjusted Scheduled Activity (UDA)	
	2016	2017
April	0	322
May	442	508
June	858	1,150
July	1,512	1,821
August	2,266	2,403
September	2,909	2,809
October	3,484	3,409
November	3,912	4,048
December	4,400	4,583
January	4,791	5,109
February	5,084	5,541
March	5,108	6,148
April	6,098	
May	6,112	
June	6,272	

QUALITY

	Quantity	Base Number	Contract	AT	Region	England
% of FP17s for the same patient ID Re-attending within 3 months - Children	82	1,492	5.5%	11.5%	13.3%	12.3%
% of FP17s for the same patient ID Re-attending within 3 months - Adults	132	1,941	6.8%	15.6%	17.3%	16.7%
% of FP17s for the same patient ID Re-attending between 3 & 9 months - Children	325	1,492	21.8%	57.3%	58.9%	57.6%
% of FP17s for the same patient ID Re-attending between 3 & 9 months - Adults	766	1,941	39.5%	52.0%	52.2%	50.1%
% of FP17s for Band 1 Urgent Courses	48	2,821	1.7%	8.2%	9.2%	9.1%
% of FP17s Relating to Free Repair or Replacements	8	2,821	0.3%	1.2%	1.0%	0.8%
% of FP17s Relating to Continuations	27	2,821	1.0%	1.6%	1.4%	1.2%
% of Patients satisfied with the dentistry they have received	1	1	N/A	93.3%	93.1%	92.8%
% of Patients satisfied with the time they had to wait for an appointment	1	1	N/A	90.4%	89.5%	88.7%

* This is based on patients treated on this contract for their most recent course of treatment. Figures in italics indicate the base number of FP17s or Patient Questionnaire responses are less than 100. N/A is shown where the base number of responses is less than 10 during the period. % is calculated as Quantity/Base number*100

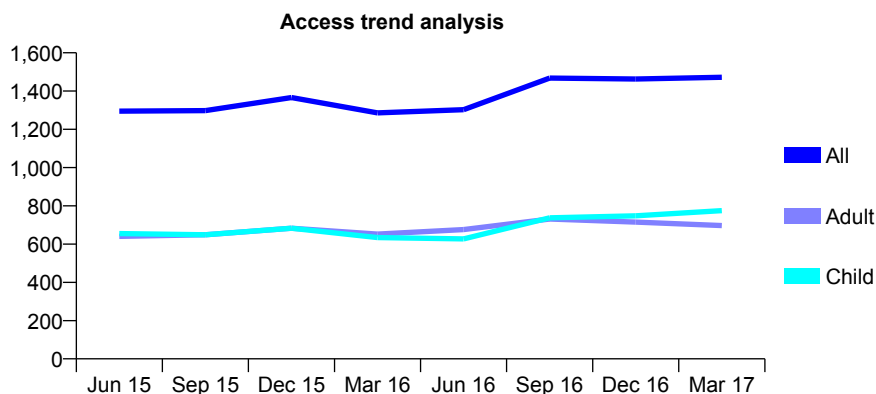
Q49 - Vital Signs At a Glance Contract Report for 140449/0003 - March 2017

Name or company name	South Tyneside Foundation Trust
Contract type name	PDS Contract
Purpose of contract	General
Contract start date	01/06/2013
Contract end date	31/03/2017

16/17 Contracted general activity (UDA)	2,195
Carry forward general activity (UDA)	0
16/17 Contracted orthodontic activity (UOA)	0
Carry forward orthodontic activity (UOA)	0
Baseline contract value	£1,222,306.98

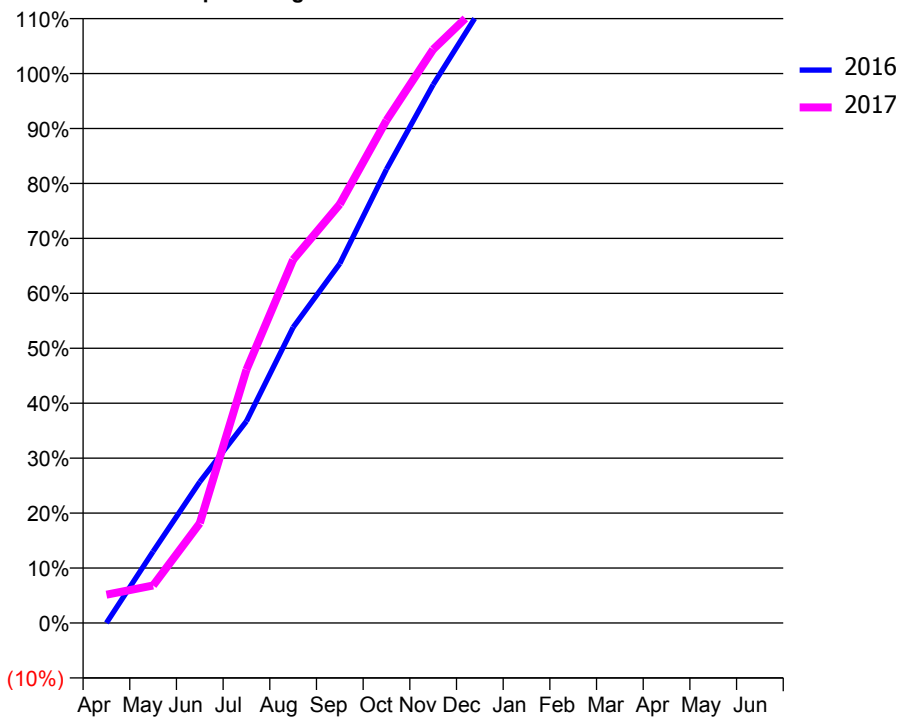
ACCESS*

Patients seen in 24 months	Total	Change since previous quarter
Quarter ending March 2016	1,286	
Quarter ending June 2016	1,303	→
Quarter ending September 2016	1,468	↑
Quarter ending December 2016	1,463	→
Quarter ending March 2017	1,472	→
Variance since March 2016	14.5%	↑



ACTIVITY

Cumulative percentage of contracted UDA delivered 2016 & 2017



Month	Adjusted Scheduled Activity (UDA)	
	2016	2017
April	0	113
May	286	150
June	564	399
July	806	1,012
August	1,181	1,451
September	1,436	1,673
October	1,812	2,008
November	2,151	2,291
December	2,448	2,470
January	2,707	2,789
February	2,920	3,026
March	2,923	3,354
April	3,236	
May	3,236	
June	3,286	

QUALITY

	Quantity	Base Number	Contract	AT	Region	England
% of FP17s for the same patient ID Re-attending within 3 months - Children	175	1,281	13.7%	11.5%	13.3%	12.3%
% of FP17s for the same patient ID Re-attending within 3 months - Adults	84	948	8.9%	15.6%	17.3%	16.7%
% of FP17s for the same patient ID Re-attending between 3 & 9 months - Children	379	1,281	29.6%	57.3%	58.9%	57.6%
% of FP17s for the same patient ID Re-attending between 3 & 9 months - Adults	325	948	34.3%	52.0%	52.2%	50.1%
% of FP17s for Band 1 Urgent Courses	49	1,845	2.7%	8.2%	9.2%	9.1%
% of FP17s Relating to Free Repair or Replacements	0	1,845	0.0%	1.2%	1.0%	0.8%
% of FP17s Relating to Continuations	49	1,845	2.7%	1.6%	1.4%	1.2%
% of Patients satisfied with the dentistry they have received	1	1	N/A	93.3%	93.1%	92.8%
% of Patients satisfied with the time they had to wait for an appointment	1	1	N/A	90.4%	89.5%	88.7%

* This is based on patients treated on this contract for their most recent course of treatment. Figures in italics indicate the base number of FP17s or Patient Questionnaire responses are less than 100. N/A is shown where the base number of responses is less than 10 during the period. % is calculated as Quantity/Base number*100

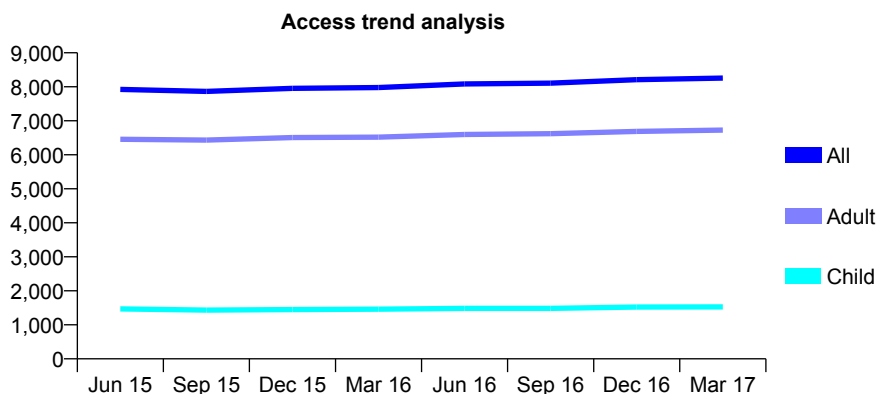
Q49 - Vital Signs At a Glance Contract Report for 141593/0001 - March 2017

Name or company name	J R P Jones and Associates
Contract type name	GDS Contract
Purpose of contract	General and Orthodontic
Contract start date	01/03/2012
Contract end date	

16/17 Contracted general activity (UDA)	26,411
Carry forward general activity (UDA)	0
16/17 Contracted orthodontic activity (UOA)	300
Carry forward orthodontic activity (UOA)	0
Baseline contract value	£697,967.49

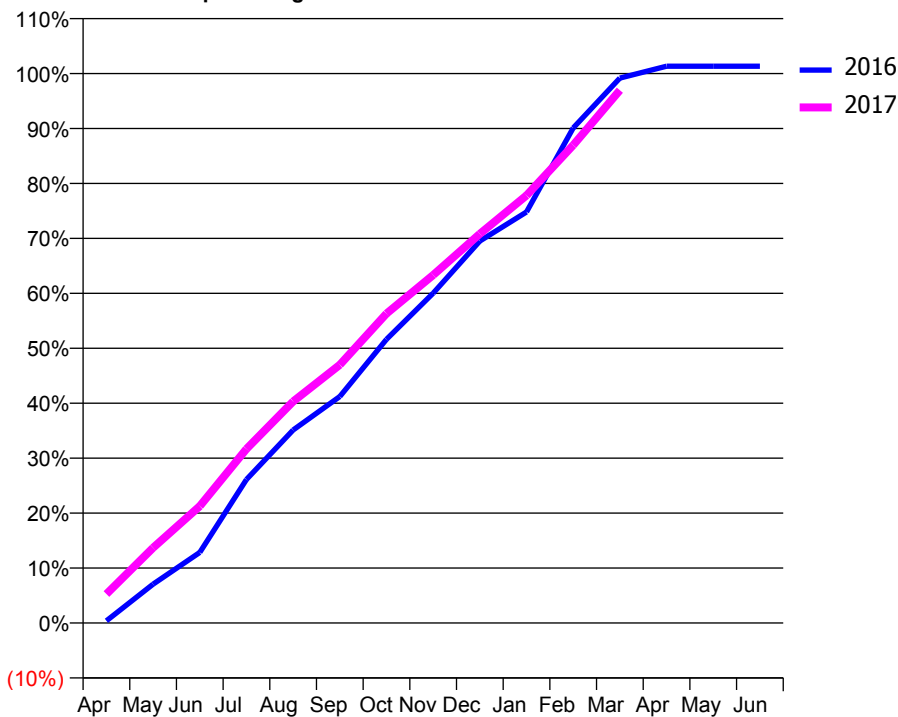
ACCESS*

Patients seen in 24 months	Total	Change since previous quarter
Quarter ending March 2016	7,978	
Quarter ending June 2016	8,084	→
Quarter ending September 2016	8,106	→
Quarter ending December 2016	8,209	→
Quarter ending March 2017	8,256	→
Variance since March 2016	3.5%	↑



ACTIVITY

Cumulative percentage of contracted UDA delivered 2016 & 2017



Month	Adjusted Scheduled Activity (UDA)	
	2016	2017
April	107	1,396
May	1,871	3,620
June	3,391	5,616
July	6,899	8,365
August	9,279	10,646
September	10,886	12,414
October	13,637	14,874
November	15,856	16,722
December	18,358	18,703
January	19,756	20,551
February	23,796	22,964
March	26,191	25,610
April	26,763	
May	26,763	
June	26,764	

QUALITY

	Quantity	Base Number	Contract	AT	Region	England
% of FP17s for the same patient ID Re-attending within 3 months - Children	211	2,860	7.4%	11.5%	13.3%	12.3%
% of FP17s for the same patient ID Re-attending within 3 months - Adults	1,463	11,480	12.7%	15.6%	17.3%	16.7%
% of FP17s for the same patient ID Re-attending between 3 & 9 months - Children	2,103	2,860	73.5%	57.3%	58.9%	57.6%
% of FP17s for the same patient ID Re-attending between 3 & 9 months - Adults	7,988	11,480	69.6%	52.0%	52.2%	50.1%
% of FP17s for Band 1 Urgent Courses	667	13,648	4.9%	8.2%	9.2%	9.1%
% of FP17s Relating to Free Repair or Replacements	279	13,648	2.0%	1.2%	1.0%	0.8%
% of FP17s Relating to Continuations	300	13,648	2.2%	1.6%	1.4%	1.2%
% of Patients satisfied with the dentistry they have received	21	22	95.5%	93.3%	93.1%	92.8%
% of Patients satisfied with the time they had to wait for an appointment	19	22	86.4%	90.4%	89.5%	88.7%

* This is based on patients treated on this contract for their most recent course of treatment. Figures in italics indicate the base number of FP17s or Patient Questionnaire responses are less than 100. N/A is shown where the base number of responses is less than 10 during the period. % is calculated as Quantity/Base number*100

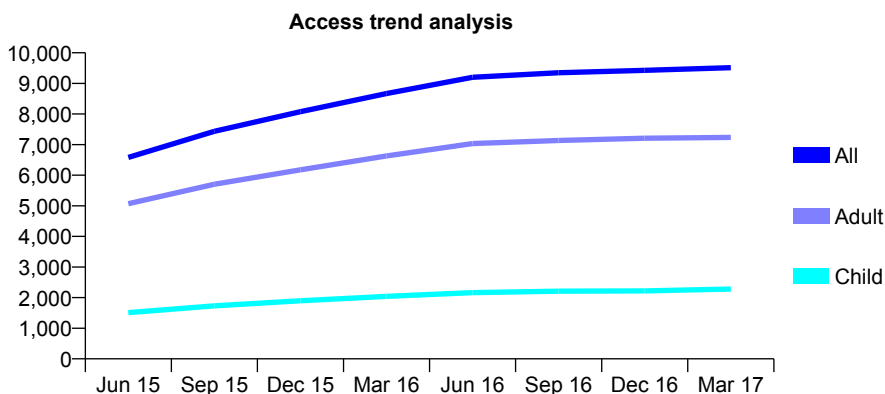
Q49 - Vital Signs At a Glance Contract Report for 141852/0001 - March 2017

Name or company name	Perfect Smile Gateshead Partnership
Contract type name	GDS Contract
Purpose of contract	General and Orthodontic
Contract start date	01/07/2014
Contract end date	

16/17 Contracted general activity (UDA)	28,872
Carry forward general activity (UDA)	0
16/17 Contracted orthodontic activity (UOA)	500
Carry forward orthodontic activity (UOA)	0
Baseline contract value	£849,088.12

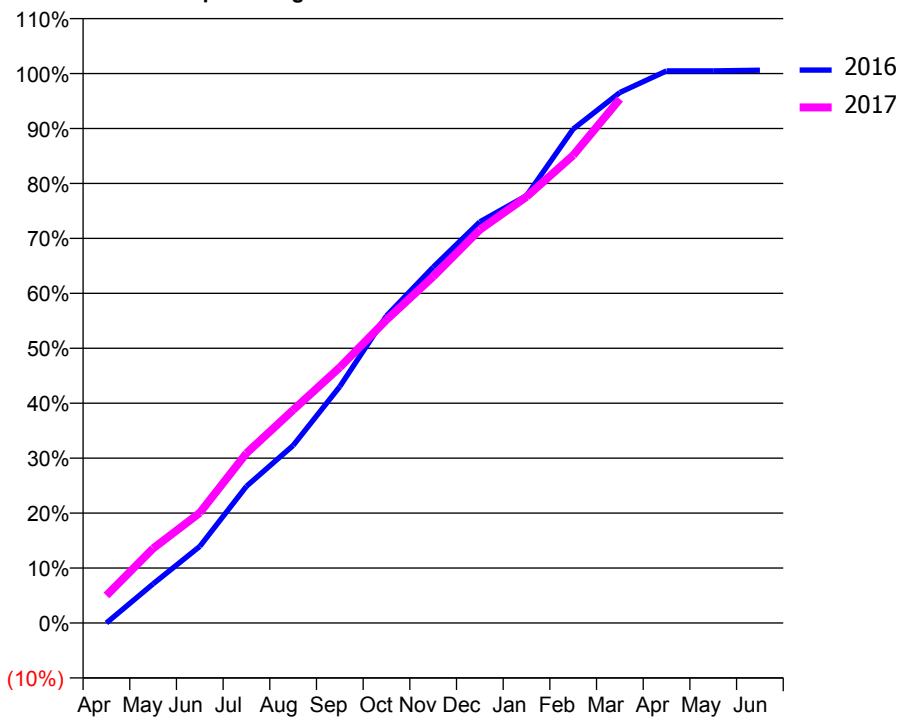
ACCESS*

Patients seen in 24 months	Total	Change since previous quarter
Quarter ending March 2016	8,671	
Quarter ending June 2016	9,199	↑
Quarter ending September 2016	9,347	→
Quarter ending December 2016	9,429	→
Quarter ending March 2017	9,514	→
Variance since March 2016	9.7%	↑



ACTIVITY

Cumulative percentage of contracted UDA delivered 2016 & 2017



Month	Adjusted Scheduled Activity (UDA)	
	2016	2017
April	0	1,444
May	2,057	3,920
June	4,026	5,791
July	7,182	8,921
August	9,326	11,189
September	12,429	13,436
October	16,138	15,927
November	18,698	18,200
December	21,076	20,667
January	22,450	22,394
February	25,956	24,574
March	27,872	27,531
April	29,013	
May	29,013	
June	29,047	

QUALITY

	Quantity	Base Number	Contract	AT	Region	England
% of FP17s for the same patient ID Re-attending within 3 months - Children	240	2,720	8.8%	11.5%	13.3%	12.3%
% of FP17s for the same patient ID Re-attending within 3 months - Adults	1,087	8,375	13.0%	15.6%	17.3%	16.7%
% of FP17s for the same patient ID Re-attending between 3 & 9 months - Children	1,124	2,720	41.3%	57.3%	58.9%	57.6%
% of FP17s for the same patient ID Re-attending between 3 & 9 months - Adults	3,725	8,375	44.5%	52.0%	52.2%	50.1%
% of FP17s for Band 1 Urgent Courses	1,026	10,539	9.7%	8.2%	9.2%	9.1%
% of FP17s Relating to Free Repair or Replacements	176	10,539	1.7%	1.2%	1.0%	0.8%
% of FP17s Relating to Continuations	100	10,539	0.9%	1.6%	1.4%	1.2%
% of Patients satisfied with the dentistry they have received	10	13	76.9%	93.3%	93.1%	92.8%
% of Patients satisfied with the time they had to wait for an appointment	12	13	92.3%	90.4%	89.5%	88.7%

* This is based on patients treated on this contract for their most recent course of treatment. Figures in italics indicate the base number of FP17s or Patient Questionnaire responses are less than 100. N/A is shown where the base number of responses is less than 10 during the period. % is calculated as Quantity/Base number*100

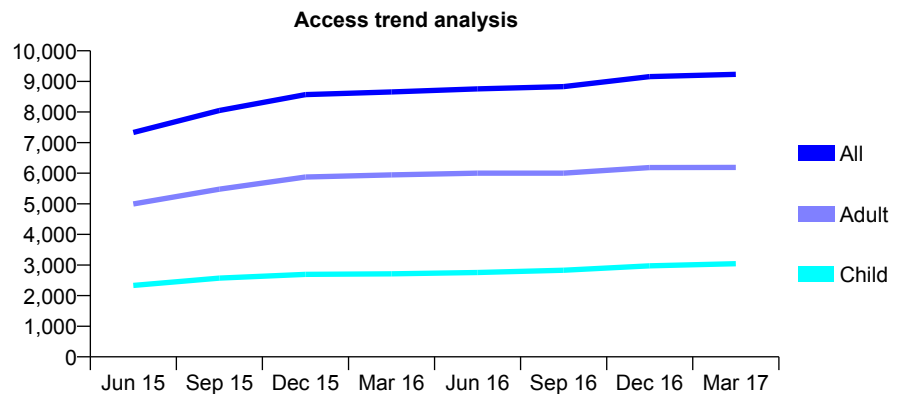
Q49 - Vital Signs At a Glance Contract Report for 142050/0001 - March 2017

Name or company name	The Grainger Stockton, Birtley and Stanley
Contract type name	GDS Contract
Purpose of contract	General
Contract start date	01/02/2014
Contract end date	

16/17 Contracted general activity (UDA)	32,500
Carry forward general activity (UDA)	0
16/17 Contracted orthodontic activity (UOA)	0
Carry forward orthodontic activity (UOA)	0
Baseline contract value	£760,963.34

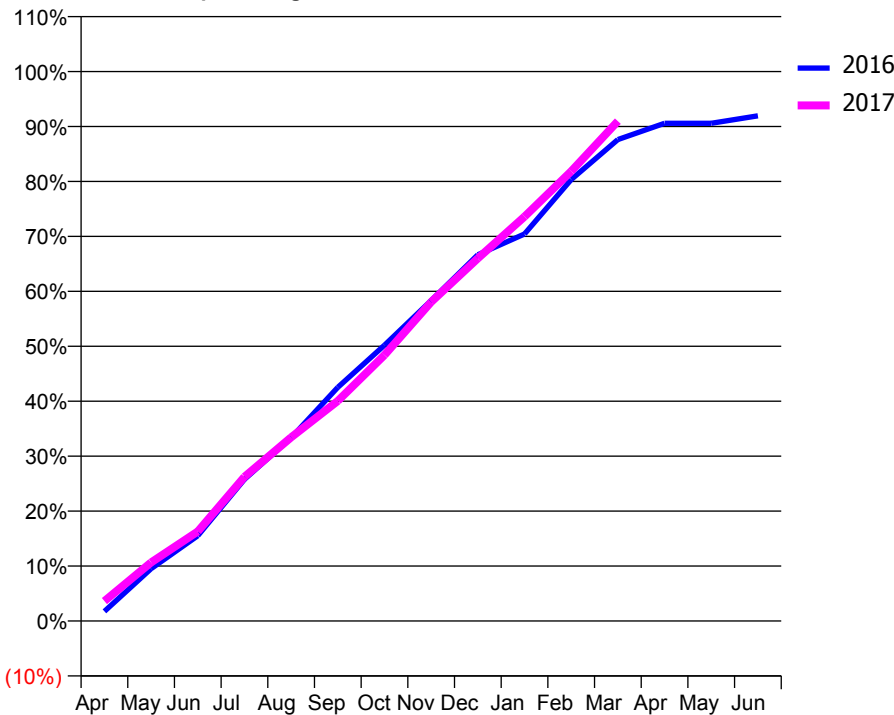
ACCESS*

Patients seen in 24 months	Total	Change since previous quarter
Quarter ending March 2016	8,655	
Quarter ending June 2016	8,755	→
Quarter ending September 2016	8,832	→
Quarter ending December 2016	9,159	↑
Quarter ending March 2017	9,233	→
Variance since March 2016	6.7%	↑



ACTIVITY

Cumulative percentage of contracted UDA delivered 2016 & 2017



Month	Adjusted Scheduled Activity (UDA)	
	2016	2017
April	575	1,176
May	3,098	3,466
June	5,042	5,295
July	8,380	8,530
August	10,843	10,864
September	13,821	13,019
October	16,314	15,732
November	18,955	18,868
December	21,659	21,452
January	22,895	23,913
February	26,110	26,596
March	28,475	29,561
April	29,439	
May	29,439	
June	29,881	

QUALITY

	Quantity	Base Number	Contract	AT	Region	England
% of FP17s for the same patient ID Re-attending within 3 months - Children	255	4,459	5.7%	11.5%	13.3%	12.3%
% of FP17s for the same patient ID Re-attending within 3 months - Adults	1,068	8,147	13.1%	15.6%	17.3%	16.7%
% of FP17s for the same patient ID Re-attending between 3 & 9 months - Children	2,544	4,459	57.1%	57.3%	58.9%	57.6%
% of FP17s for the same patient ID Re-attending between 3 & 9 months - Adults	4,226	8,147	51.9%	52.0%	52.2%	50.1%
% of FP17s for Band 1 Urgent Courses	832	11,996	6.9%	8.2%	9.2%	9.1%
% of FP17s Relating to Free Repair or Replacements	64	11,996	0.5%	1.2%	1.0%	0.8%
% of FP17s Relating to Continuations	169	11,996	1.4%	1.6%	1.4%	1.2%
% of Patients satisfied with the dentistry they have received	8	8	N/A	93.3%	93.1%	92.8%
% of Patients satisfied with the time they had to wait for an appointment	8	8	N/A	90.4%	89.5%	88.7%

* This is based on patients treated on this contract for their most recent course of treatment. Figures in italics indicate the base number of FP17s or Patient Questionnaire responses are less than 100. N/A is shown where the base number of responses is less than 10 during the period. % is calculated as Quantity/Base number*100

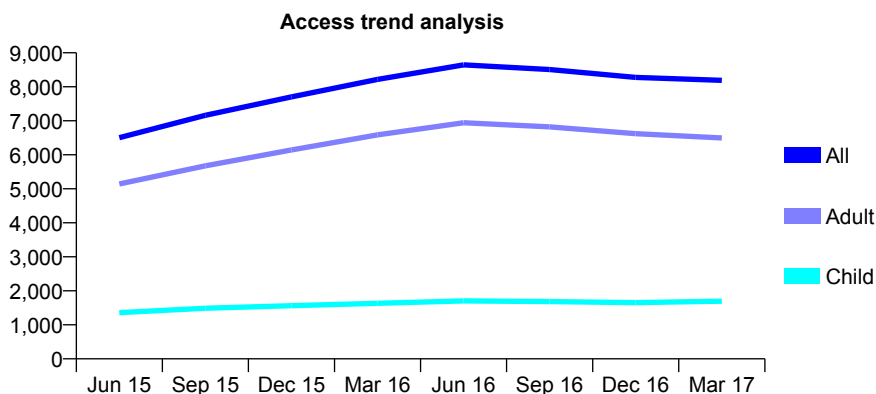
Q49 - Vital Signs At a Glance Contract Report for 143324/0001 - March 2017

Name or company name	Perfect Smile Blaydon Partnership
Contract type name	GDS Contract
Purpose of contract	General
Contract start date	01/07/2014
Contract end date	

16/17 Contracted general activity (UDA)	22,584
Carry forward general activity (UDA)	46
16/17 Contracted orthodontic activity (UOA)	0
Carry forward orthodontic activity (UOA)	0
Baseline contract value	£707,331.42

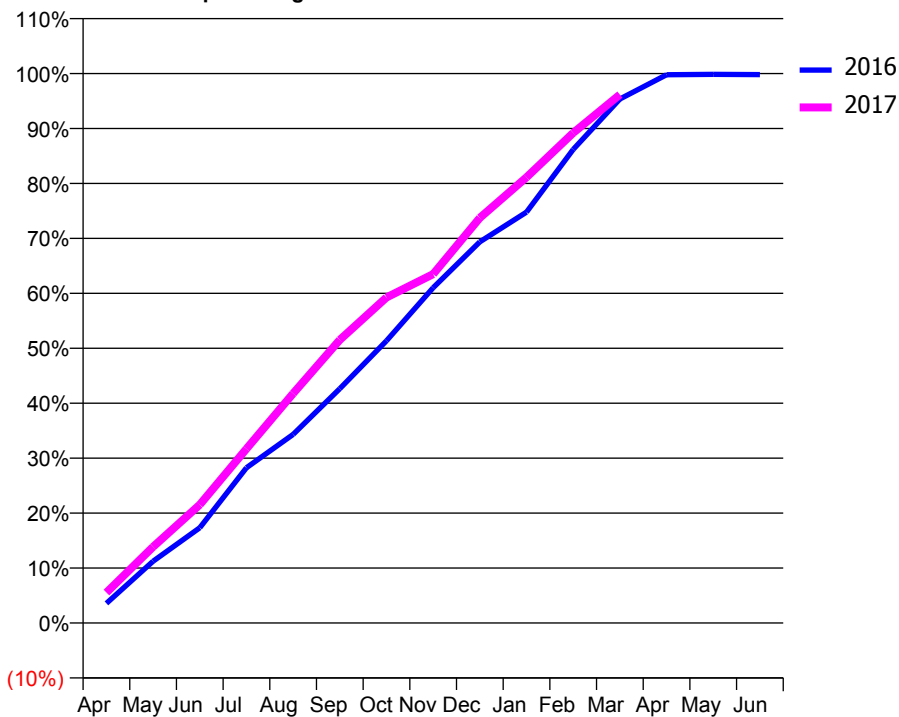
ACCESS*

Patients seen in 24 months	Total	Change since previous quarter
Quarter ending March 2016	8,218	
Quarter ending June 2016	8,647	↑
Quarter ending September 2016	8,506	↓
Quarter ending December 2016	8,275	↓
Quarter ending March 2017	8,190	↓
Variance since March 2016	(0.3%)	→



ACTIVITY

Cumulative percentage of contracted UDA delivered 2016 & 2017



Month	Adjusted Scheduled Activity (UDA)	
	2016	2017
April	808	1,250
May	2,538	3,131
June	3,916	4,862
July	6,384	7,162
August	7,752	9,435
September	9,631	11,640
October	11,600	13,383
November	13,779	14,342
December	15,663	16,651
January	16,888	18,320
February	19,465	20,141
March	21,534	21,719
April	22,532	
May	22,548	
June	22,538	

QUALITY

	Quantity	Base Number	Contract	AT	Region	England
% of FP17s for the same patient ID Re-attending within 3 months - Children	124	1,936	6.4%	11.5%	13.3%	12.3%
% of FP17s for the same patient ID Re-attending within 3 months - Adults	1,069	7,012	15.2%	15.6%	17.3%	16.7%
% of FP17s for the same patient ID Re-attending between 3 & 9 months - Children	675	1,936	34.9%	57.3%	58.9%	57.6%
% of FP17s for the same patient ID Re-attending between 3 & 9 months - Adults	2,356	7,012	33.6%	52.0%	52.2%	50.1%
% of FP17s for Band 1 Urgent Courses	728	8,571	8.5%	8.2%	9.2%	9.1%
% of FP17s Relating to Free Repair or Replacements	89	8,571	1.0%	1.2%	1.0%	0.8%
% of FP17s Relating to Continuations	219	8,571	2.6%	1.6%	1.4%	1.2%
% of Patients satisfied with the dentistry they have received	12	13	92.3%	93.3%	93.1%	92.8%
% of Patients satisfied with the time they had to wait for an appointment	10	13	76.9%	90.4%	89.5%	88.7%

* This is based on patients treated on this contract for their most recent course of treatment. Figures in italics indicate the base number of FP17s or Patient Questionnaire responses are less than 100. N/A is shown where the base number of responses is less than 10 during the period. % is calculated as Quantity/Base number*100

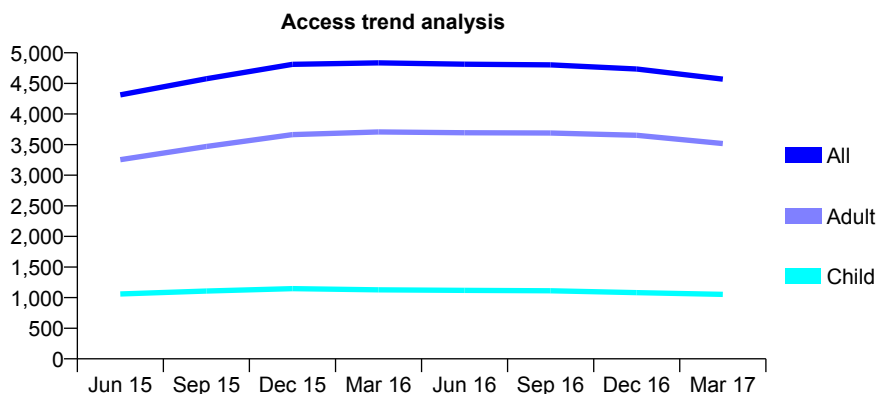
Q49 - Vital Signs At a Glance Contract Report for 143960/0001 - March 2017

Name or company name	1A Dental Practice Partnership
Contract type name	GDS Contract
Purpose of contract	General
Contract start date	31/01/2014
Contract end date	

16/17 Contracted general activity (UDA)	23,000
Carry forward general activity (UDA)	0
16/17 Contracted orthodontic activity (UOA)	0
Carry forward orthodontic activity (UOA)	0
Baseline contract value	£685,999.62

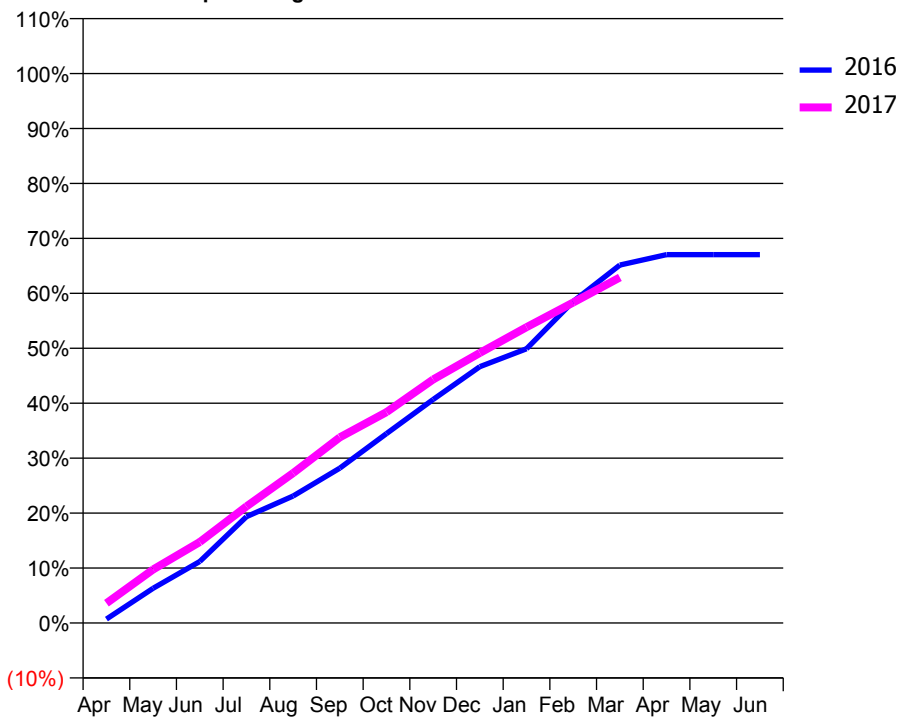
ACCESS*

Patients seen in 24 months	Total	Change since previous quarter
Quarter ending March 2016	4,836	
Quarter ending June 2016	4,813	→
Quarter ending September 2016	4,803	→
Quarter ending December 2016	4,735	↓
Quarter ending March 2017	4,570	↓
Variance since March 2016	(5.5%)	↓



ACTIVITY

Cumulative percentage of contracted UDA delivered 2016 & 2017



Month	Adjusted Scheduled Activity (UDA)	
	2016	2017
April	167	827
May	1,452	2,240
June	2,576	3,393
July	4,453	4,881
August	5,315	6,275
September	6,481	7,771
October	7,931	8,825
November	9,359	10,192
December	10,730	11,303
January	11,477	12,385
February	13,458	13,413
March	14,981	14,463
April	15,418	
May	15,419	
June	15,419	

QUALITY

	Quantity	Base Number	Contract	AT	Region	England
% of FP17s for the same patient ID Re-attending within 3 months - Children	87	1,479	5.9%	11.5%	13.3%	12.3%
% of FP17s for the same patient ID Re-attending within 3 months - Adults	497	4,287	11.6%	15.6%	17.3%	16.7%
% of FP17s for the same patient ID Re-attending between 3 & 9 months - Children	753	1,479	50.9%	57.3%	58.9%	57.6%
% of FP17s for the same patient ID Re-attending between 3 & 9 months - Adults	1,954	4,287	45.6%	52.0%	52.2%	50.1%
% of FP17s for Band 1 Urgent Courses	192	5,594	3.4%	8.2%	9.2%	9.1%
% of FP17s Relating to Free Repair or Replacements	48	5,594	0.9%	1.2%	1.0%	0.8%
% of FP17s Relating to Continuations	122	5,594	2.2%	1.6%	1.4%	1.2%
% of Patients satisfied with the dentistry they have received	13	15	86.7%	93.3%	93.1%	92.8%
% of Patients satisfied with the time they had to wait for an appointment	14	15	93.3%	90.4%	89.5%	88.7%

* This is based on patients treated on this contract for their most recent course of treatment. Figures in italics indicate the base number of FP17s or Patient Questionnaire responses are less than 100. N/A is shown where the base number of responses is less than 10 during the period. % is calculated as Quantity/Base number*100

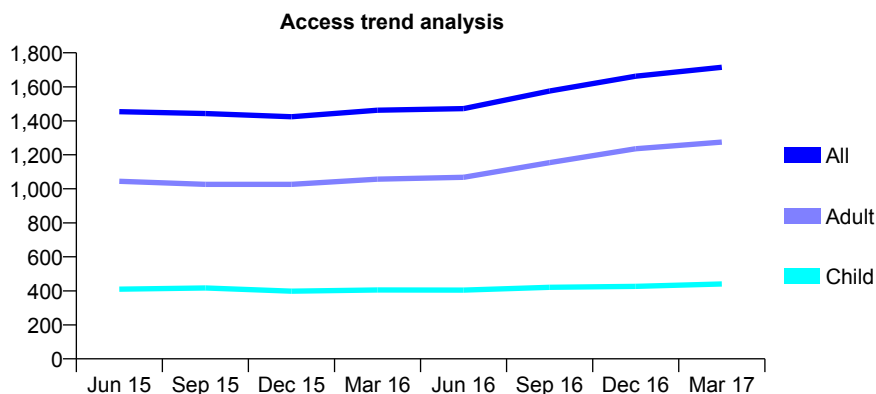
Q49 - Vital Signs At a Glance Contract Report for 144479/0001 - March 2017

Name or company name	CSDP(UK) Ltd
Contract type name	GDS Contract
Purpose of contract	General
Contract start date	01/07/2010
Contract end date	

16/17 Contracted general activity (UDA)	6,622
Carry forward general activity (UDA)	0
16/17 Contracted orthodontic activity (UOA)	0
Carry forward orthodontic activity (UOA)	0
Baseline contract value	£180,226.89

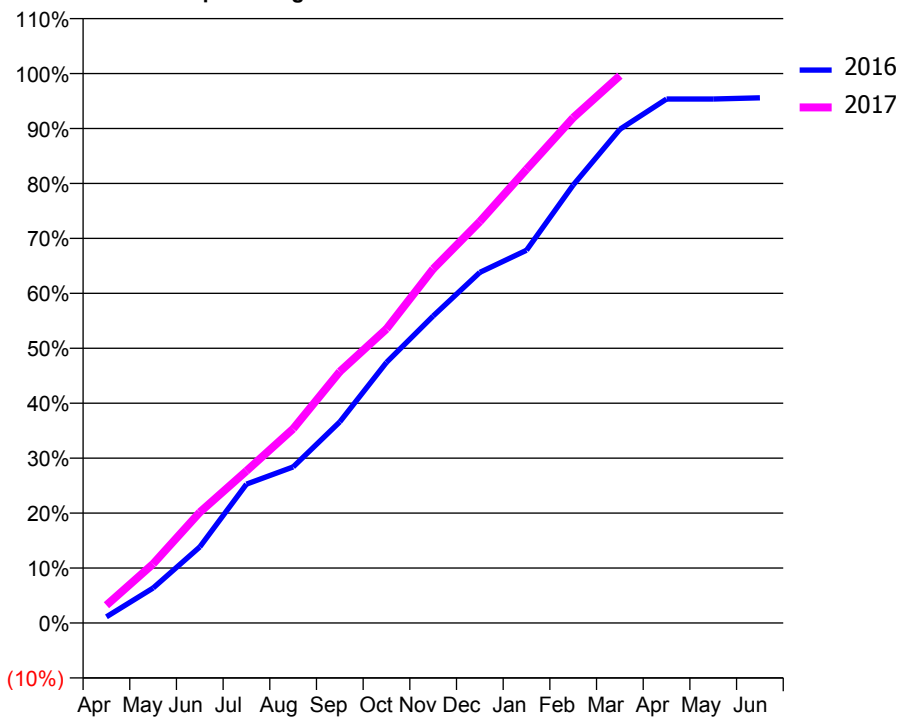
ACCESS*

Patients seen in 24 months	Total	Change since previous quarter
Quarter ending March 2016	1,462	
Quarter ending June 2016	1,472	→
Quarter ending September 2016	1,575	↑
Quarter ending December 2016	1,662	↑
Quarter ending March 2017	1,715	↑
Variance since March 2016	17.3%	↑



ACTIVITY

Cumulative percentage of contracted UDA delivered 2016 & 2017



Month	Adjusted Scheduled Activity (UDA)	
	2016	2017
April	75	214
May	422	713
June	916	1,335
July	1,673	1,833
August	1,880	2,341
September	2,423	3,030
October	3,140	3,544
November	3,700	4,267
December	4,225	4,838
January	4,492	5,467
February	5,278	6,089
March	5,950	6,595
April	6,314	
May	6,314	
June	6,329	

QUALITY

	Quantity	Base Number	Contract	AT	Region	England
% of FP17s for the same patient ID Re-attending within 3 months - Children	35	710	4.9%	11.5%	13.3%	12.3%
% of FP17s for the same patient ID Re-attending within 3 months - Adults	136	1,753	7.8%	15.6%	17.3%	16.7%
% of FP17s for the same patient ID Re-attending between 3 & 9 months - Children	427	710	60.1%	57.3%	58.9%	57.6%
% of FP17s for the same patient ID Re-attending between 3 & 9 months - Adults	880	1,753	50.2%	52.0%	52.2%	50.1%
% of FP17s for Band 1 Urgent Courses	87	2,390	3.6%	8.2%	9.2%	9.1%
% of FP17s Relating to Free Repair or Replacements	5	2,390	0.2%	1.2%	1.0%	0.8%
% of FP17s Relating to Continuations	25	2,390	1.0%	1.6%	1.4%	1.2%
% of Patients satisfied with the dentistry they have received	4	5	N/A	93.3%	93.1%	92.8%
% of Patients satisfied with the time they had to wait for an appointment	3	5	N/A	90.4%	89.5%	88.7%

* This is based on patients treated on this contract for their most recent course of treatment. Figures in italics indicate the base number of FP17s or Patient Questionnaire responses are less than 100. N/A is shown where the base number of responses is less than 10 during the period. % is calculated as Quantity/Base number*100

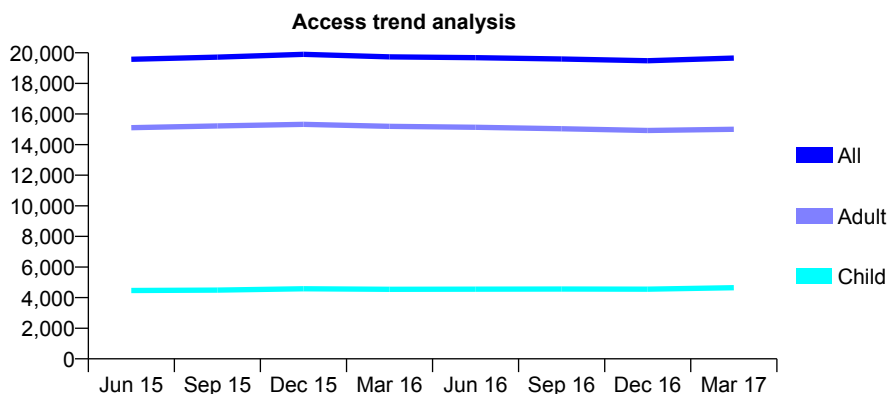
Q49 - Vital Signs At a Glance Contract Report for 144770/0001 - March 2017

Name or company name	Newcastle and Wallsend Dental Practice P
Contract type name	GDS Contract
Purpose of contract	General
Contract start date	01/05/2013
Contract end date	

16/17 Contracted general activity (UDA)	69,738
Carry forward general activity (UDA)	0
16/17 Contracted orthodontic activity (UOA)	0
Carry forward orthodontic activity (UOA)	0
Baseline contract value	£1,789,684.62

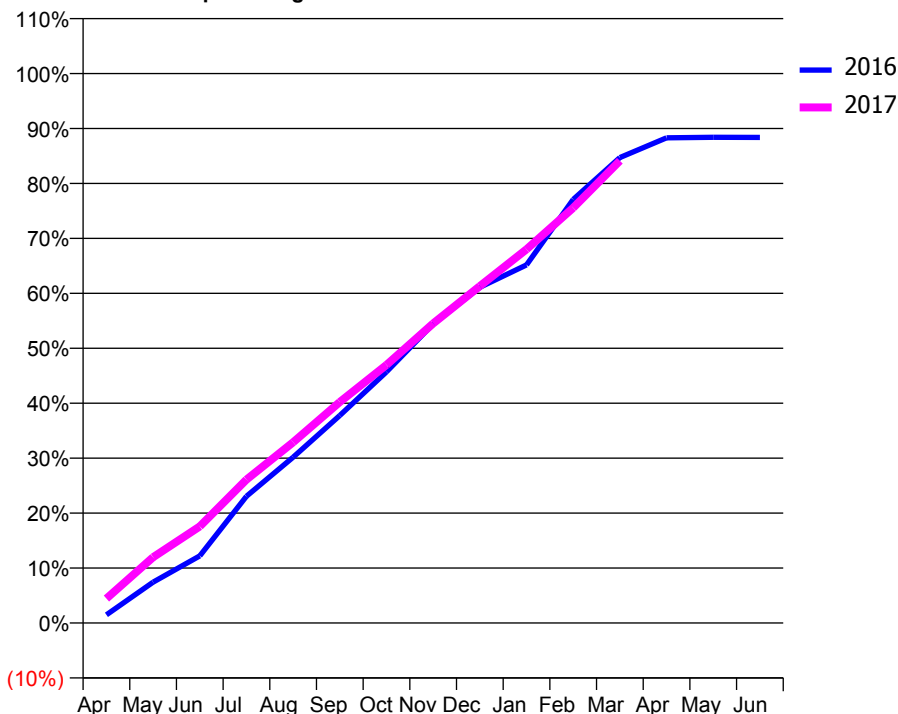
ACCESS*

Patients seen in 24 months	Total	Change since previous quarter
Quarter ending March 2016	19,738	
Quarter ending June 2016	19,686	→
Quarter ending September 2016	19,596	→
Quarter ending December 2016	19,478	→
Quarter ending March 2017	19,653	→
Variance since March 2016	(0.4%)	→



ACTIVITY

Cumulative percentage of contracted UDA delivered 2016 & 2017



Month	Adjusted Scheduled Activity (UDA)	
	2016	2017
April	1,038	3,104
May	5,184	8,348
June	8,527	12,265
July	16,088	18,206
August	21,038	22,943
September	26,346	28,045
October	31,872	32,750
November	37,945	38,019
December	42,602	42,757
January	45,444	47,422
February	53,757	52,687
March	59,066	58,665
April	61,573	
May	61,646	
June	61,630	

QUALITY

	Quantity	Base Number	Contract	AT	Region	England
% of FP17s for the same patient ID Re-attending within 3 months - Children	369	6,920	5.3%	11.5%	13.3%	12.3%
% of FP17s for the same patient ID Re-attending within 3 months - Adults	2,379	21,038	11.3%	15.6%	17.3%	16.7%
% of FP17s for the same patient ID Re-attending between 3 & 9 months - Children	4,155	6,920	60.0%	57.3%	58.9%	57.6%
% of FP17s for the same patient ID Re-attending between 3 & 9 months - Adults	12,460	21,038	59.2%	52.0%	52.2%	50.1%
% of FP17s for Band 1 Urgent Courses	1,916	26,883	7.1%	8.2%	9.2%	9.1%
% of FP17s Relating to Free Repair or Replacements	301	26,883	1.1%	1.2%	1.0%	0.8%
% of FP17s Relating to Continuations	374	26,883	1.4%	1.6%	1.4%	1.2%
% of Patients satisfied with the dentistry they have received	31	35	88.6%	93.3%	93.1%	92.8%
% of Patients satisfied with the time they had to wait for an appointment	33	35	94.3%	90.4%	89.5%	88.7%

* This is based on patients treated on this contract for their most recent course of treatment. Figures in italics indicate the base number of FP17s or Patient Questionnaire responses are less than 100. N/A is shown where the base number of responses is less than 10 during the period. % is calculated as Quantity/Base number*100

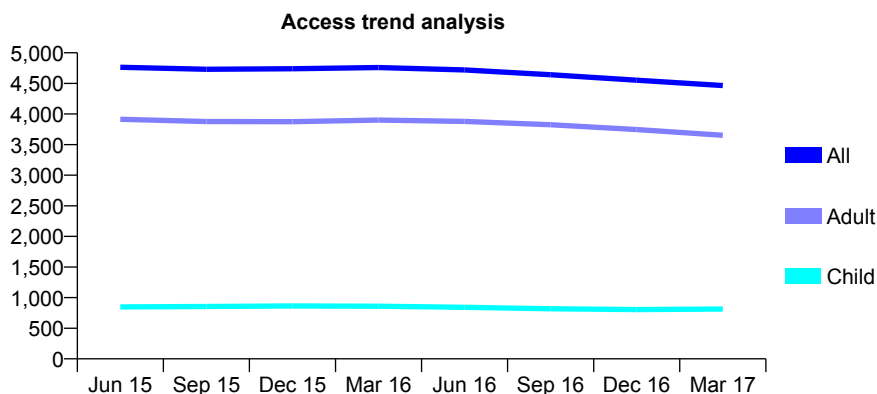
Q49 - Vital Signs At a Glance Contract Report for 144878/0001 - March 2017

Name or company name	Geoff Antons Limited
Contract type name	GDS Contract
Purpose of contract	General
Contract start date	01/04/2008
Contract end date	

16/17 Contracted general activity (UDA)	19,462
Carry forward general activity (UDA)	0
16/17 Contracted orthodontic activity (UOA)	0
Carry forward orthodontic activity (UOA)	0
Baseline contract value	£512,733.32

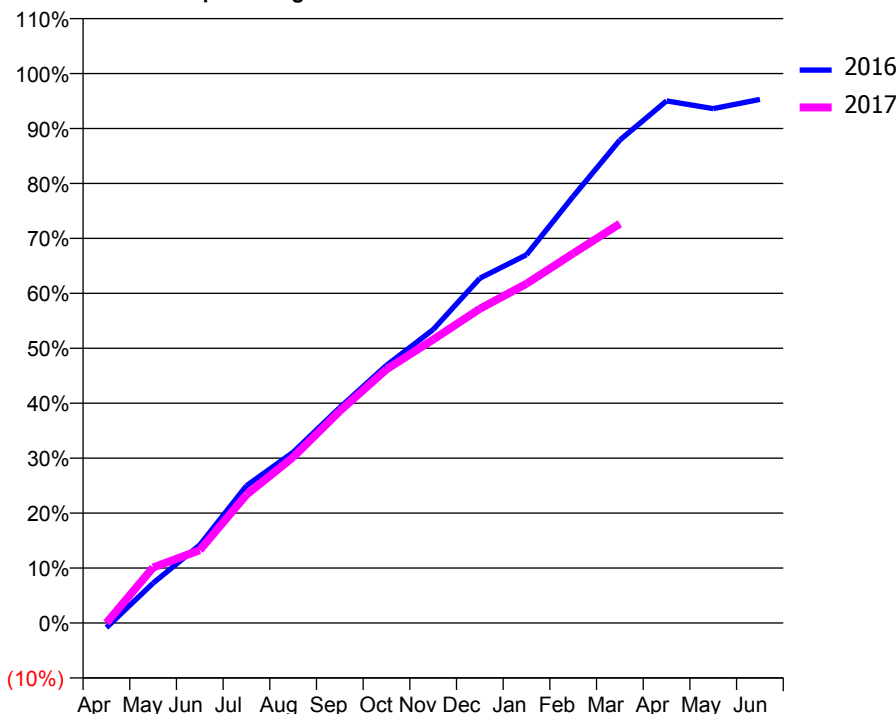
ACCESS*

Patients seen in 24 months	Total	Change since previous quarter
Quarter ending March 2016	4,759	
Quarter ending June 2016	4,719	→
Quarter ending September 2016	4,642	↓
Quarter ending December 2016	4,552	↓
Quarter ending March 2017	4,466	↓
Variance since March 2016	(6.2%)	↓



ACTIVITY

Cumulative percentage of contracted UDA delivered 2016 & 2017



Month	Adjusted Scheduled Activity (UDA)	
	2016	2017
April	-169	0
May	1,414	1,966
June	2,767	2,580
July	4,864	4,548
August	6,048	5,874
September	7,628	7,507
October	9,125	8,987
November	10,392	10,039
December	12,211	11,132
January	13,043	12,018
February	15,110	13,089
March	17,102	14,145
April	18,491	
May	18,221	
June	18,546	

QUALITY

	Quantity	Base Number	Contract	AT	Region	England
% of FP17s for the same patient ID Re-attending within 3 months - Children	121	1,203	10.1%	11.5%	13.3%	12.3%
% of FP17s for the same patient ID Re-attending within 3 months - Adults	967	5,795	16.7%	15.6%	17.3%	16.7%
% of FP17s for the same patient ID Re-attending between 3 & 9 months - Children	704	1,203	58.5%	57.3%	58.9%	57.6%
% of FP17s for the same patient ID Re-attending between 3 & 9 months - Adults	3,766	5,795	65.0%	52.0%	52.2%	50.1%
% of FP17s for Band 1 Urgent Courses	451	6,401	7.0%	8.2%	9.2%	9.1%
% of FP17s Relating to Free Repair or Replacements	130	6,401	2.0%	1.2%	1.0%	0.8%
% of FP17s Relating to Continuations	202	6,401	3.2%	1.6%	1.4%	1.2%
% of Patients satisfied with the dentistry they have received	8	8	N/A	93.3%	93.1%	92.8%
% of Patients satisfied with the time they had to wait for an appointment	5	8	N/A	90.4%	89.5%	88.7%

* This is based on patients treated on this contract for their most recent course of treatment. Figures in italics indicate the base number of FP17s or Patient Questionnaire responses are less than 100. N/A is shown where the base number of responses is less than 10 during the period. % is calculated as Quantity/Base number*100

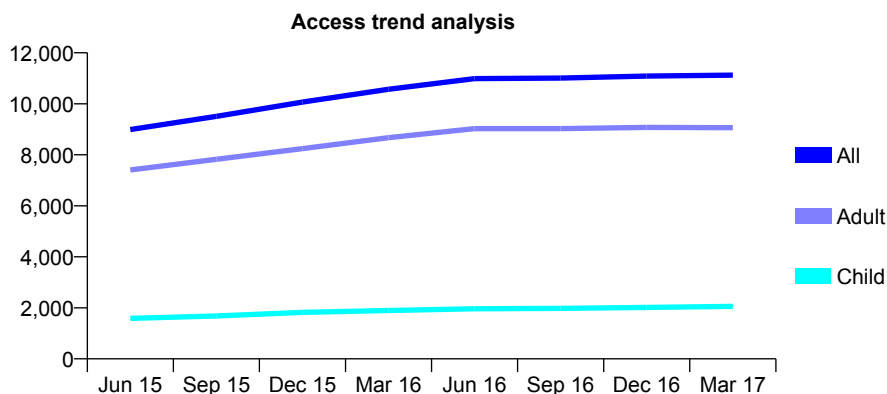
Q49 - Vital Signs At a Glance Contract Report for 148792/0001 - March 2017

Name or company name	Perfect Smile North Shields Partnership
Contract type name	GDS Contract
Purpose of contract	General
Contract start date	01/07/2014
Contract end date	

16/17 Contracted general activity (UDA)	36,119
Carry forward general activity (UDA)	1,013
16/17 Contracted orthodontic activity (UOA)	0
Carry forward orthodontic activity (UOA)	0
Baseline contract value	£847,073.15

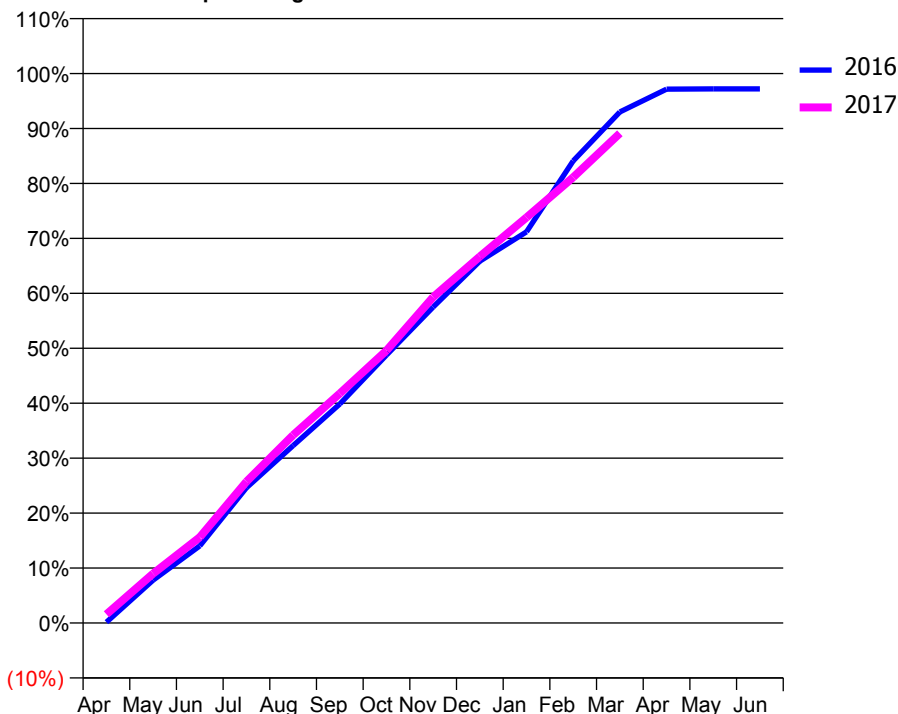
ACCESS*

Patients seen in 24 months	Total	Change since previous quarter
Quarter ending March 2016	10,571	
Quarter ending June 2016	10,990	↑
Quarter ending September 2016	11,007	→
Quarter ending December 2016	11,087	→
Quarter ending March 2017	11,123	→
Variance since March 2016	5.2%	↑



ACTIVITY

Cumulative percentage of contracted UDA delivered 2016 & 2017



Month	Adjusted Scheduled Activity (UDA)	
	2016	2017
April	55	574
May	2,816	3,245
June	5,073	5,638
July	8,889	9,298
August	11,658	12,353
September	14,398	15,090
October	17,612	17,910
November	20,772	21,427
December	23,784	24,089
January	25,708	26,659
February	30,371	29,300
March	33,588	32,190
April	35,090	
May	35,106	
June	35,106	

QUALITY

	Quantity	Base Number	Contract	AT	Region	England
% of FP17s for the same patient ID Re-attending within 3 months - Children	197	3,141	6.3%	11.5%	13.3%	12.3%
% of FP17s for the same patient ID Re-attending within 3 months - Adults	2,106	14,480	14.5%	15.6%	17.3%	16.7%
% of FP17s for the same patient ID Re-attending between 3 & 9 months - Children	2,100	3,141	66.9%	57.3%	58.9%	57.6%
% of FP17s for the same patient ID Re-attending between 3 & 9 months - Adults	9,429	14,480	65.1%	52.0%	52.2%	50.1%
% of FP17s for Band 1 Urgent Courses	894	16,902	5.3%	8.2%	9.2%	9.1%
% of FP17s Relating to Free Repair or Replacements	208	16,902	1.2%	1.2%	1.0%	0.8%
% of FP17s Relating to Continuations	169	16,902	1.0%	1.6%	1.4%	1.2%
% of Patients satisfied with the dentistry they have received	27	28	96.4%	93.3%	93.1%	92.8%
% of Patients satisfied with the time they had to wait for an appointment	26	28	92.9%	90.4%	89.5%	88.7%

* This is based on patients treated on this contract for their most recent course of treatment. Figures in italics indicate the base number of FP17s or Patient Questionnaire responses are less than 100. N/A is shown where the base number of responses is less than 10 during the period. % is calculated as Quantity/Base number*100

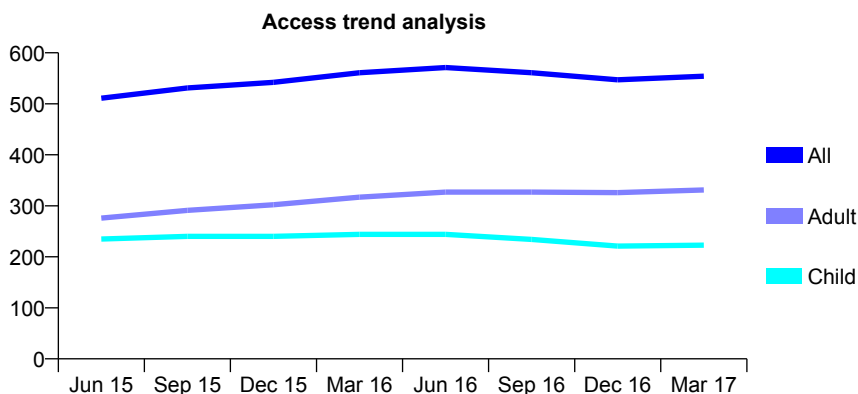
Q49 - Vital Signs At a Glance Contract Report for 150622/0001 - March 2017

Name or company name	Newgate Dental Practice
Contract type name	GDS Contract
Purpose of contract	General
Contract start date	29/07/2014
Contract end date	

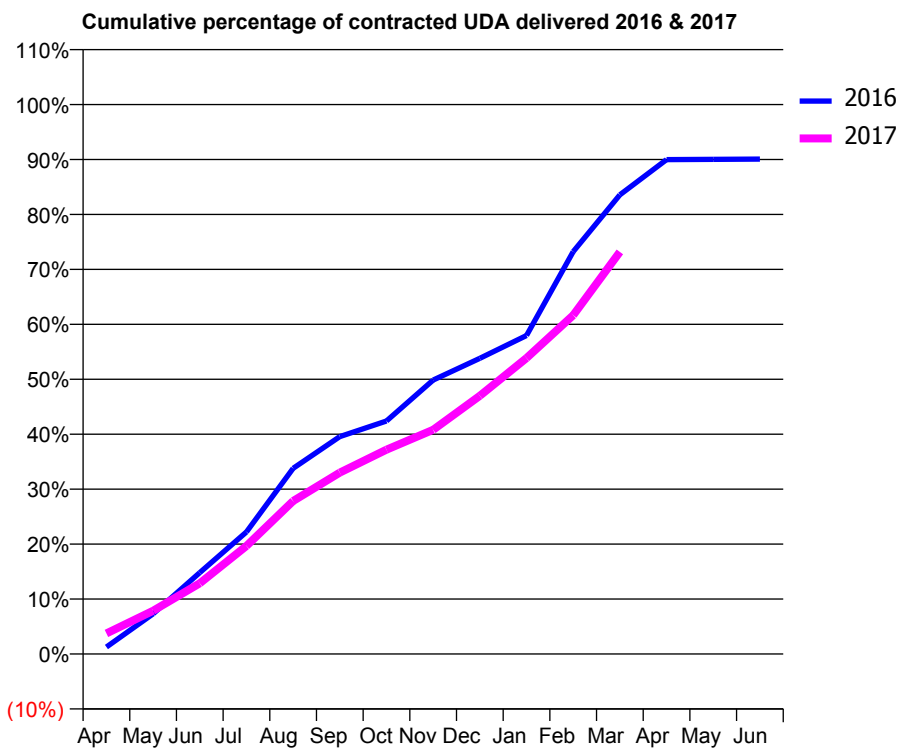
16/17 Contracted general activity (UDA)	1,759
Carry forward general activity (UDA)	0
16/17 Contracted orthodontic activity (UOA)	0
Carry forward orthodontic activity (UOA)	0
Baseline contract value	£38,909.39

ACCESS*

Patients seen in 24 months	Total	Change since previous quarter
Quarter ending March 2016	561	
Quarter ending June 2016	571	→
Quarter ending September 2016	561	↓
Quarter ending December 2016	547	↓
Quarter ending March 2017	554	→
Variance since March 2016	(1.2%)	↓



ACTIVITY



Month	Adjusted Scheduled Activity (UDA)	
	2016	2017
April	22	66
May	129	138
June	260	226
July	391	346
August	595	490
September	696	581
October	746	654
November	877	718
December	946	826
January	1,019	948
February	1,288	1,084
March	1,470	1,287
April	1,582	
May	1,583	
June	1,584	

QUALITY

	Quantity	Base Number	Contract	AT	Region	England
% of FP17s for the same patient ID Re-attending within 3 months - Children	16	360	4.4%	11.5%	13.3%	12.3%
% of FP17s for the same patient ID Re-attending within 3 months - Adults	60	491	12.2%	15.6%	17.3%	16.7%
% of FP17s for the same patient ID Re-attending between 3 & 9 months - Children	264	360	73.3%	57.3%	58.9%	57.6%
% of FP17s for the same patient ID Re-attending between 3 & 9 months - Adults	304	491	61.9%	52.0%	52.2%	50.1%
% of FP17s for Band 1 Urgent Courses	31	806	3.8%	8.2%	9.2%	9.1%
% of FP17s Relating to Free Repair or Replacements	7	806	0.9%	1.2%	1.0%	0.8%
% of FP17s Relating to Continuations	14	806	1.7%	1.6%	1.4%	1.2%
% of Patients satisfied with the dentistry they have received	1	1	N/A	93.3%	93.1%	92.8%
% of Patients satisfied with the time they had to wait for an appointment	1	1	N/A	90.4%	89.5%	88.7%

* This is based on patients treated on this contract for their most recent course of treatment. Figures in italics indicate the base number of FP17s or Patient Questionnaire responses are less than 100. N/A is shown where the base number of responses is less than 10 during the period. % is calculated as Quantity/Base number*100

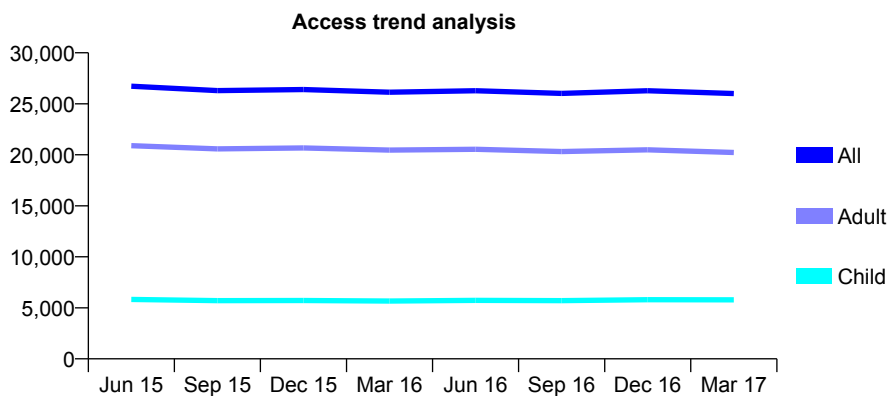
Q49 - Vital Signs At a Glance Contract Report for 150886/0001 - March 2017

Name or company name	Silver and Charlton
Contract type name	GDS Contract
Purpose of contract	General
Contract start date	01/07/2013
Contract end date	

16/17 Contracted general activity (UDA)	91,087
Carry forward general activity (UDA)	0
16/17 Contracted orthodontic activity (UOA)	0
Carry forward orthodontic activity (UOA)	0
Baseline contract value	£2,492,098.42

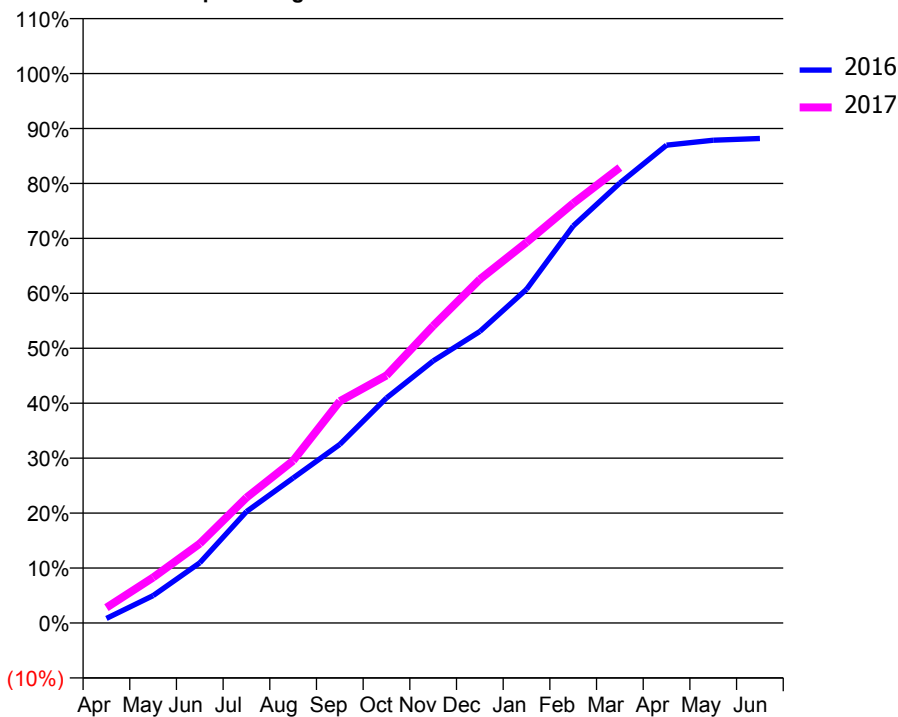
ACCESS*

Patients seen in 24 months	Total	Change since previous quarter
Quarter ending March 2016	26,134	
Quarter ending June 2016	26,279	→
Quarter ending September 2016	26,024	→
Quarter ending December 2016	26,285	→
Quarter ending March 2017	26,013	↓
Variance since March 2016	(0.5%)	→



ACTIVITY

Cumulative percentage of contracted UDA delivered 2016 & 2017



Month	Adjusted Scheduled Activity (UDA)	
	2016	2017
April	769	2,552
May	4,535	7,559
June	9,970	13,154
July	18,465	20,799
August	24,030	26,915
September	29,615	36,767
October	37,309	41,045
November	43,438	49,256
December	48,337	56,977
January	55,312	63,088
February	65,812	69,576
March	72,924	75,495
April	79,212	
May	80,033	
June	80,305	

QUALITY

	Quantity	Base Number	Contract	AT	Region	England
% of FP17s for the same patient ID Re-attending within 3 months - Children	606	7,293	8.3%	11.5%	13.3%	12.3%
% of FP17s for the same patient ID Re-attending within 3 months - Adults	4,314	25,003	17.3%	15.6%	17.3%	16.7%
% of FP17s for the same patient ID Re-attending between 3 & 9 months - Children	3,177	7,293	43.6%	57.3%	58.9%	57.6%
% of FP17s for the same patient ID Re-attending between 3 & 9 months - Adults	10,754	25,003	43.0%	52.0%	52.2%	50.1%
% of FP17s for Band 1 Urgent Courses	2,095	29,906	7.0%	8.2%	9.2%	9.1%
% of FP17s Relating to Free Repair or Replacements	518	29,906	1.7%	1.2%	1.0%	0.8%
% of FP17s Relating to Continuations	723	29,906	2.4%	1.6%	1.4%	1.2%
% of Patients satisfied with the dentistry they have received	18	22	81.8%	93.3%	93.1%	92.8%
% of Patients satisfied with the time they had to wait for an appointment	20	22	90.9%	90.4%	89.5%	88.7%

* This is based on patients treated on this contract for their most recent course of treatment. Figures in italics indicate the base number of FP17s or Patient Questionnaire responses are less than 100. N/A is shown where the base number of responses is less than 10 during the period. % is calculated as Quantity/Base number*100

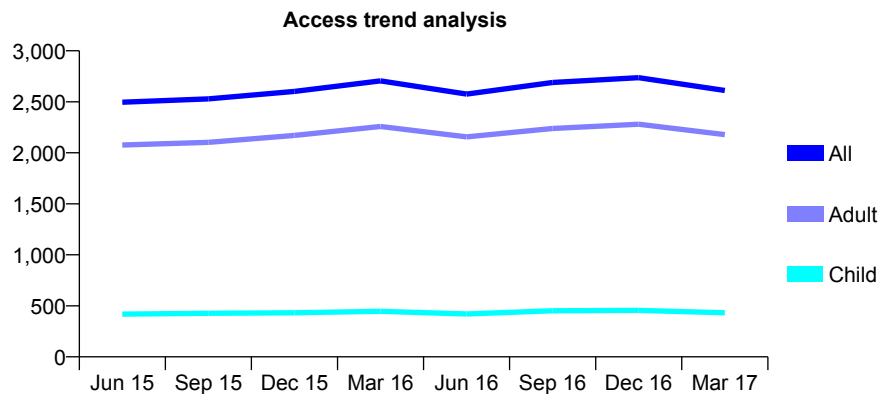
Q49 - Vital Signs At a Glance Contract Report for 153303/0001 - March 2017

Name or company name	William Shardlow BDP
Contract type name	GDS Contract
Purpose of contract	General
Contract start date	01/01/2014
Contract end date	

16/17 Contracted general activity (UDA)	11,039
Carry forward general activity (UDA)	0
16/17 Contracted orthodontic activity (UOA)	0
Carry forward orthodontic activity (UOA)	0
Baseline contract value	£272,014.29

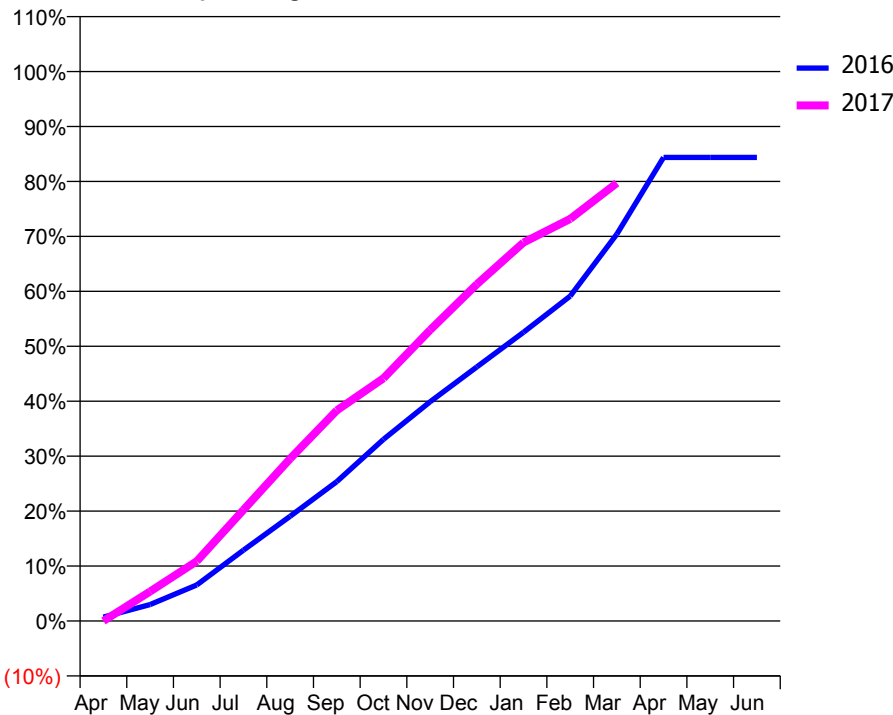
ACCESS*

Patients seen in 24 months	Total	Change since previous quarter
Quarter ending March 2016	2,705	
Quarter ending June 2016	2,576	↓
Quarter ending September 2016	2,689	↑
Quarter ending December 2016	2,736	→
Quarter ending March 2017	2,611	↓
Variance since March 2016	(3.5%)	↓



ACTIVITY

Cumulative percentage of contracted UDA delivered 2016 & 2017



Month	Adjusted Scheduled Activity (UDA)	
	2016	2017
April	79	0
May	330	593
June	724	1,200
July	1,424	2,233
August	2,103	3,262
September	2,799	4,232
October	3,650	4,877
November	4,406	5,846
December	5,105	6,765
January	5,802	7,604
February	6,526	8,079
March	7,772	8,799
April	9,313	
May	9,313	
June	9,313	

QUALITY

	Quantity	Base Number	Contract	AT	Region	England
% of FP17s for the same patient ID Re-attending within 3 months - Children	47	617	7.6%	11.5%	13.3%	12.3%
% of FP17s for the same patient ID Re-attending within 3 months - Adults	463	3,622	12.8%	15.6%	17.3%	16.7%
% of FP17s for the same patient ID Re-attending between 3 & 9 months - Children	313	617	50.7%	57.3%	58.9%	57.6%
% of FP17s for the same patient ID Re-attending between 3 & 9 months - Adults	1,981	3,622	54.7%	52.0%	52.2%	50.1%
% of FP17s for Band 1 Urgent Courses	282	3,627	7.8%	8.2%	9.2%	9.1%
% of FP17s Relating to Free Repair or Replacements	22	3,627	0.6%	1.2%	1.0%	0.8%
% of FP17s Relating to Continuations	50	3,627	1.4%	1.6%	1.4%	1.2%
% of Patients satisfied with the dentistry they have received	7	7	N/A	93.3%	93.1%	92.8%
% of Patients satisfied with the time they had to wait for an appointment	3	7	N/A	90.4%	89.5%	88.7%

* This is based on patients treated on this contract for their most recent course of treatment. Figures in italics indicate the base number of FP17s or Patient Questionnaire responses are less than 100. N/A is shown where the base number of responses is less than 10 during the period. % is calculated as Quantity/Base number*100

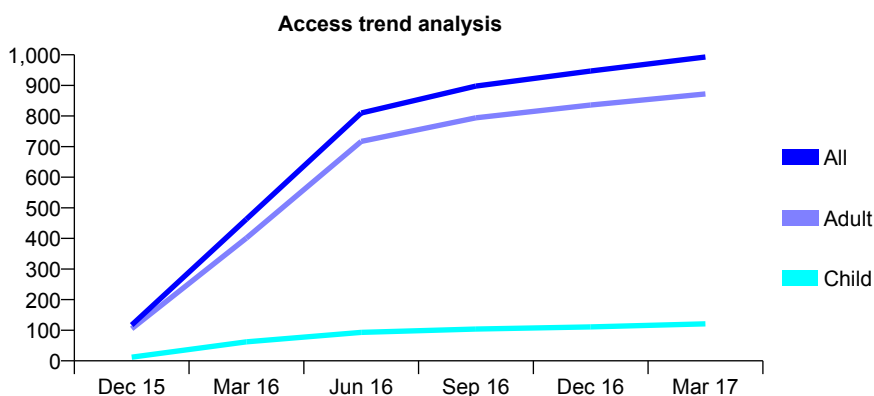
Q49 - Vital Signs At a Glance Contract Report for 153923/0001 - March 2017

Name or company name	Mr Devanand Isukapatla
Contract type name	GDS Contract
Purpose of contract	General
Contract start date	01/11/2015
Contract end date	

16/17 Contracted general activity (UDA)	3,371
Carry forward general activity (UDA)	0
16/17 Contracted orthodontic activity (UOA)	0
Carry forward orthodontic activity (UOA)	0
Baseline contract value	£85,201.68

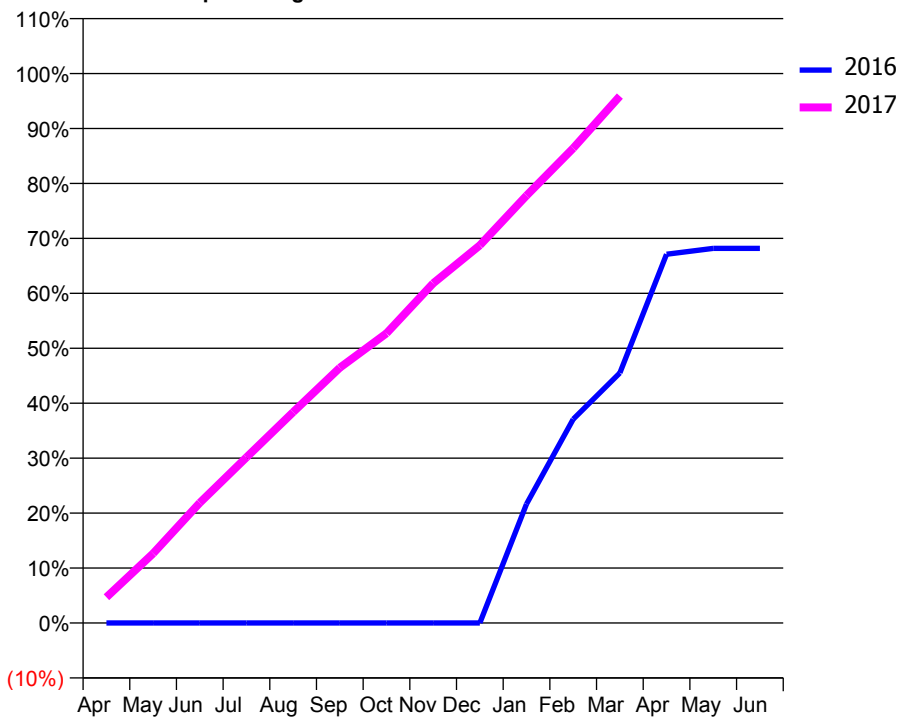
ACCESS*

Patients seen in 24 months	Total	Change since previous quarter
Quarter ending March 2016	463	
Quarter ending June 2016	810	↑
Quarter ending September 2016	898	↑
Quarter ending December 2016	947	↑
Quarter ending March 2017	993	↑
Variance since March 2016	114.5%	↑



ACTIVITY

Cumulative percentage of contracted UDA delivered 2016 & 2017



Month	Adjusted Scheduled Activity (UDA)	
	2016	2017
April	0	158
May	0	426
June	0	737
July	0	1,016
August	0	1,294
September	0	1,566
October	0	1,777
November	0	2,084
December	0	2,317
January	302	2,623
February	518	2,912
March	635	3,232
April	936	
May	951	
June	951	

QUALITY

	Quantity	Base Number	Contract	AT	Region	England
% of FP17s for the same patient ID Re-attending within 3 months - Children	33	264	12.5%	11.5%	13.3%	12.3%
% of FP17s for the same patient ID Re-attending within 3 months - Adults	262	1,754	14.9%	15.6%	17.3%	16.7%
% of FP17s for the same patient ID Re-attending between 3 & 9 months - Children	126	264	47.7%	57.3%	58.9%	57.6%
% of FP17s for the same patient ID Re-attending between 3 & 9 months - Adults	876	1,754	49.9%	52.0%	52.2%	50.1%
% of FP17s for Band 1 Urgent Courses	141	1,846	7.6%	8.2%	9.2%	9.1%
% of FP17s Relating to Free Repair or Replacements	8	1,846	0.4%	1.2%	1.0%	0.8%
% of FP17s Relating to Continuations	12	1,846	0.7%	1.6%	1.4%	1.2%
% of Patients satisfied with the dentistry they have received	3	3	N/A	93.3%	93.1%	92.8%
% of Patients satisfied with the time they had to wait for an appointment	3	3	N/A	90.4%	89.5%	88.7%

* This is based on patients treated on this contract for their most recent course of treatment. Figures in italics indicate the base number of FP17s or Patient Questionnaire responses are less than 100. N/A is shown where the base number of responses is less than 10 during the period. % is calculated as Quantity/Base number*100

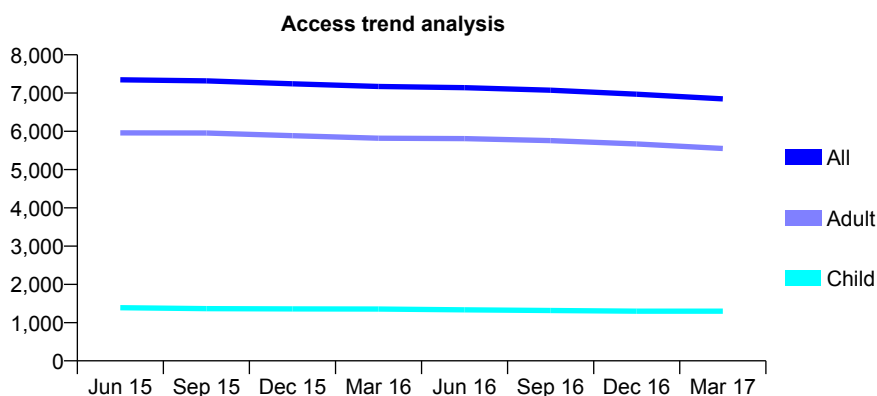
Q49 - Vital Signs At a Glance Contract Report for 156663/0001 - March 2017

Name or company name	The Belvedere Dental Practice Ltd
Contract type name	GDS Contract
Purpose of contract	General and Orthodontic
Contract start date	01/09/2010
Contract end date	

16/17 Contracted general activity (UDA)	21,163
Carry forward general activity (UDA)	0
16/17 Contracted orthodontic activity (UOA)	0
Carry forward orthodontic activity (UOA)	0
Baseline contract value	£503,485.57

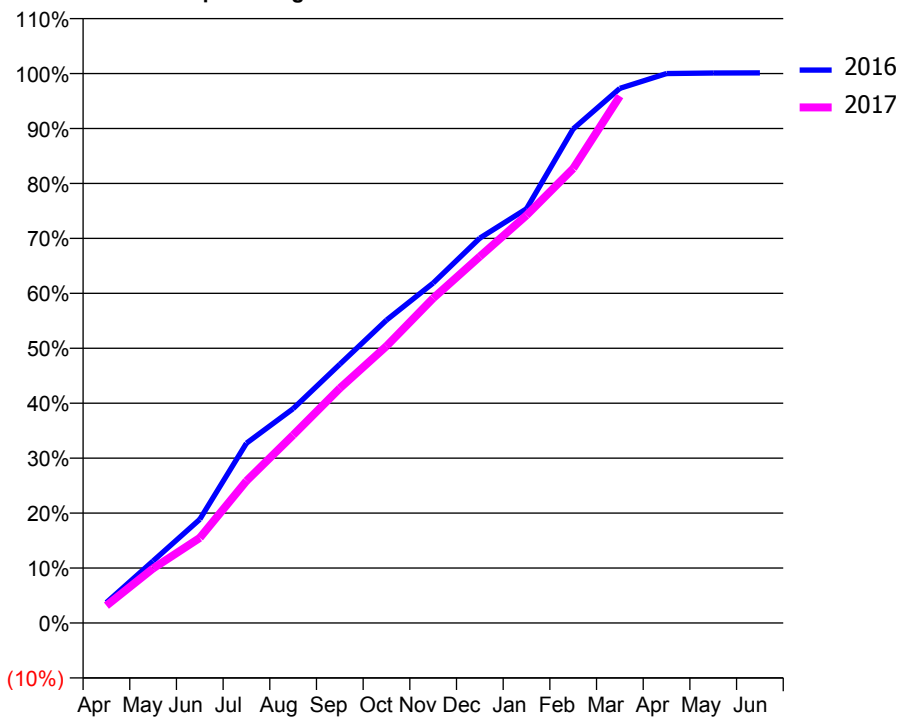
ACCESS*

Patients seen in 24 months	Total	Change since previous quarter
Quarter ending March 2016	7,173	
Quarter ending June 2016	7,141	→
Quarter ending September 2016	7,073	→
Quarter ending December 2016	6,970	↓
Quarter ending March 2017	6,847	↓
Variance since March 2016	(4.5%)	↓



ACTIVITY

Cumulative percentage of contracted UDA delivered 2016 & 2017



Month	Adjusted Scheduled Activity (UDA)	
	2016	2017
April	787	672
May	2,390	2,106
June	3,992	3,278
July	6,925	5,471
August	8,254	7,236
September	9,964	9,044
October	11,664	10,663
November	13,095	12,509
December	14,826	14,113
January	15,954	15,702
February	19,029	17,506
March	20,590	20,293
April	21,160	
May	21,181	
June	21,188	

QUALITY

	Quantity	Base Number	Contract	AT	Region	England
% of FP17s for the same patient ID Re-attending within 3 months - Children	211	2,159	9.8%	11.5%	13.3%	12.3%
% of FP17s for the same patient ID Re-attending within 3 months - Adults	1,742	9,255	18.8%	15.6%	17.3%	16.7%
% of FP17s for the same patient ID Re-attending between 3 & 9 months - Children	1,311	2,159	60.7%	57.3%	58.9%	57.6%
% of FP17s for the same patient ID Re-attending between 3 & 9 months - Adults	5,652	9,255	61.1%	52.0%	52.2%	50.1%
% of FP17s for Band 1 Urgent Courses	1,301	11,072	11.8%	8.2%	9.2%	9.1%
% of FP17s Relating to Free Repair or Replacements	111	11,072	1.0%	1.2%	1.0%	0.8%
% of FP17s Relating to Continuations	250	11,072	2.3%	1.6%	1.4%	1.2%
% of Patients satisfied with the dentistry they have received	9	10	90.0%	93.3%	93.1%	92.8%
% of Patients satisfied with the time they had to wait for an appointment	8	10	80.0%	90.4%	89.5%	88.7%

* This is based on patients treated on this contract for their most recent course of treatment. Figures in italics indicate the base number of FP17s or Patient Questionnaire responses are less than 100. N/A is shown where the base number of responses is less than 10 during the period. % is calculated as Quantity/Base number*100

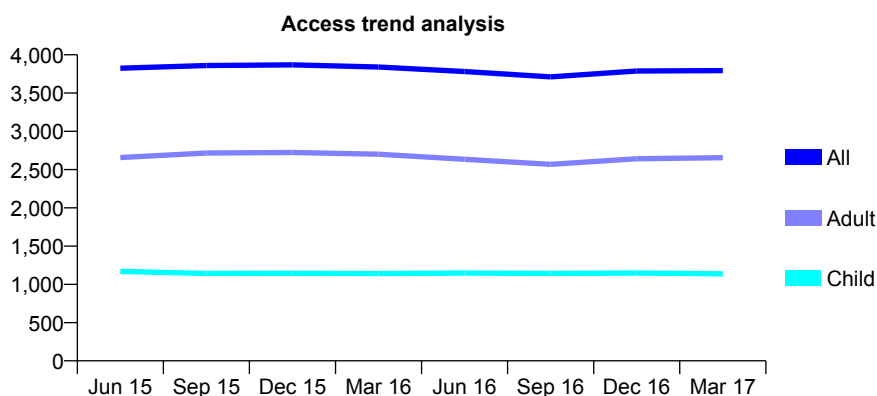
Q49 - Vital Signs At a Glance Contract Report for 157457/0001 - March 2017

Name or company name	Northumbria Dental Care Limited
Contract type name	Pilot Contract
Purpose of contract	General and Orthodontic
Contract start date	01/01/2012
Contract end date	

16/17 Contracted general activity (UDA)	12,713
Carry forward general activity (UDA)	0
16/17 Contracted orthodontic activity (UOA)	420
Carry forward orthodontic activity (UOA)	0
Baseline contract value	£379,460.70

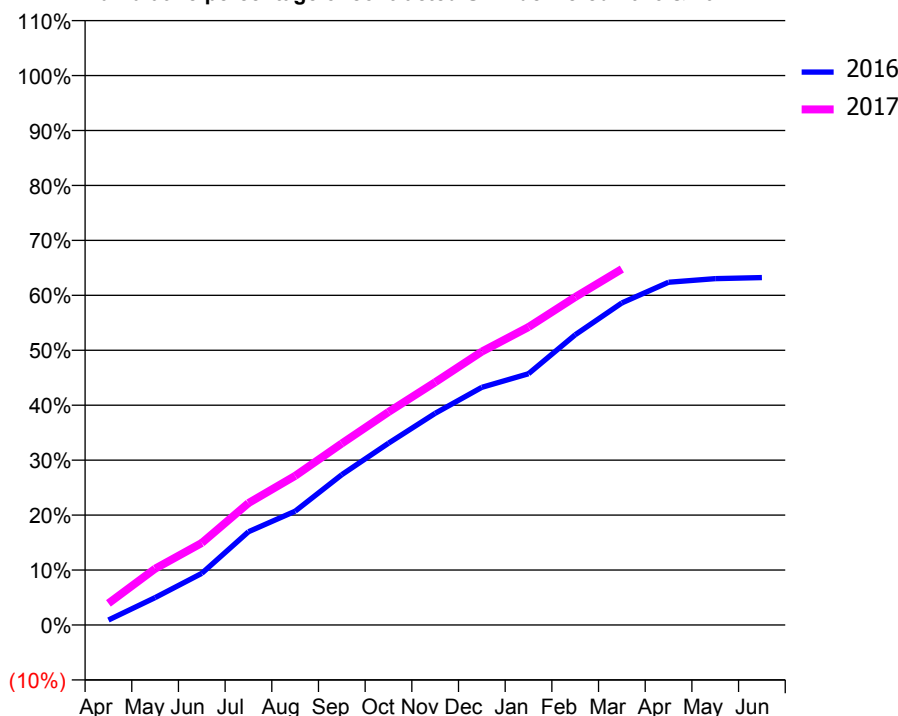
ACCESS*

Patients seen in 24 months	Total	Change since previous quarter
Quarter ending March 2016	3,841	
Quarter ending June 2016	3,781	↓
Quarter ending September 2016	3,711	↓
Quarter ending December 2016	3,789	↑
Quarter ending March 2017	3,793	→
Variance since March 2016	(1.2%)	↓



ACTIVITY

Cumulative percentage of contracted UDA delivered 2016 & 2017



Adjusted Scheduled Activity (UDA)

Month	2016	2017
April	115	501
May	634	1,303
June	1,196	1,897
July	2,159	2,821
August	2,634	3,449
September	3,478	4,200
October	4,208	4,929
November	4,896	5,617
December	5,499	6,325
January	5,813	6,895
February	6,716	7,589
March	7,451	8,236
April	7,931	
May	8,014	
June	8,037	

QUALITY

	Quantity	Base Number	Contract	AT	Region	England
% of FP17s for the same patient ID Re-attending within 3 months - Children	135	1,418	9.5%	11.5%	13.3%	12.3%
% of FP17s for the same patient ID Re-attending within 3 months - Adults	287	2,601	11.0%	15.6%	17.3%	16.7%
% of FP17s for the same patient ID Re-attending between 3 & 9 months - Children	567	1,418	40.0%	57.3%	58.9%	57.6%
% of FP17s for the same patient ID Re-attending between 3 & 9 months - Adults	812	2,601	31.2%	52.0%	52.2%	50.1%
% of FP17s for Band 1 Urgent Courses	332	3,669	9.0%	8.2%	9.2%	9.1%
% of FP17s Relating to Free Repair or Replacements	33	3,669	0.9%	1.2%	1.0%	0.8%
% of FP17s Relating to Continuations	33	3,669	0.9%	1.6%	1.4%	1.2%
% of Patients satisfied with the dentistry they have received	6	6	N/A	93.3%	93.1%	92.8%
% of Patients satisfied with the time they had to wait for an appointment	6	6	N/A	90.4%	89.5%	88.7%

* This is based on patients treated on this contract for their most recent course of treatment. Figures in italics indicate the base number of FP17s or Patient Questionnaire responses are less than 100. N/A is shown where the base number of responses is less than 10 during the period. % is calculated as Quantity/Base number*100

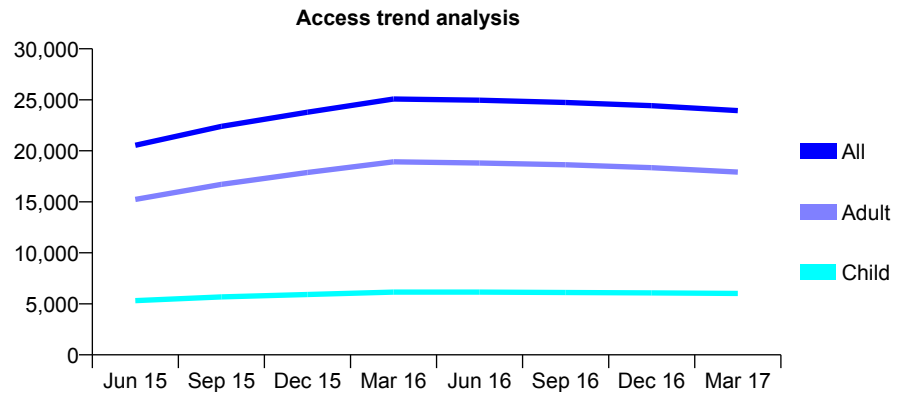
Q49 - Vital Signs At a Glance Contract Report for 159891/0001 - March 2017

Name or company name	The Southwick and Whitburn Dental Practic
Contract type name	GDS Contract
Purpose of contract	General
Contract start date	01/04/2014
Contract end date	

16/17 Contracted general activity (UDA)	80,384
Carry forward general activity (UDA)	0
16/17 Contracted orthodontic activity (UOA)	0
Carry forward orthodontic activity (UOA)	0
Baseline contract value	£2,131,056.21

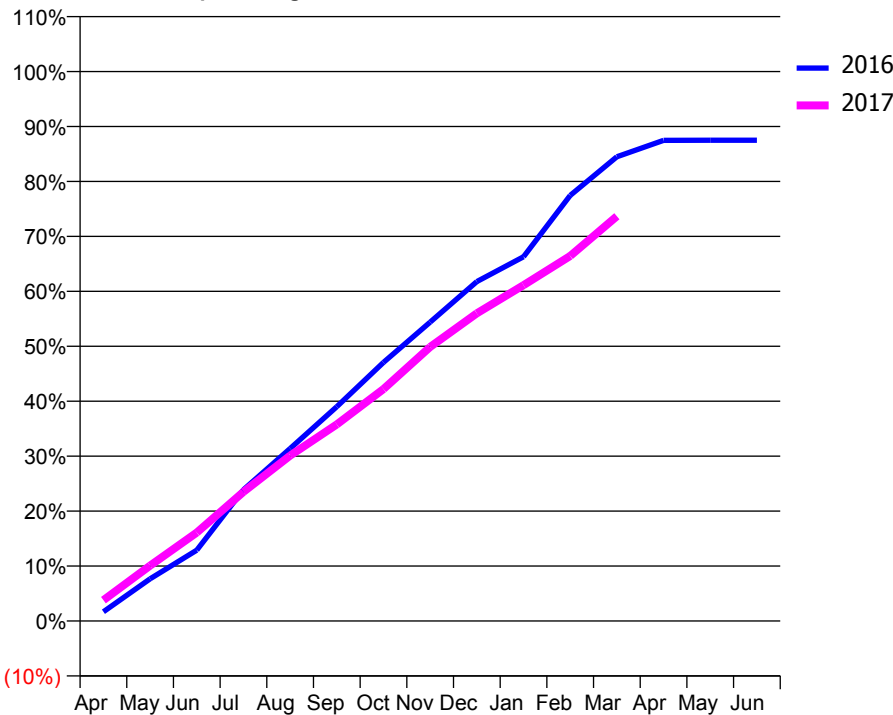
ACCESS*

Patients seen in 24 months	Total	Change since previous quarter
Quarter ending March 2016	25,078	
Quarter ending June 2016	24,963	→
Quarter ending September 2016	24,743	→
Quarter ending December 2016	24,426	↓
Quarter ending March 2017	23,943	↓
Variance since March 2016	(4.5%)	↓



ACTIVITY

Cumulative percentage of contracted UDA delivered 2016 & 2017



Month	Adjusted Scheduled Activity (UDA)	
	2016	2017
April	1,354	3,061
May	6,175	8,099
June	10,371	12,934
July	19,202	18,895
August	25,235	24,198
September	31,366	28,767
October	37,829	33,925
November	43,724	40,090
December	49,650	45,015
January	53,275	49,132
February	62,255	53,395
March	67,905	59,219
April	70,313	
May	70,329	
June	70,333	

QUALITY

	Quantity	Base Number	Contract	AT	Region	England
% of FP17s for the same patient ID Re-attending within 3 months - Children	633	7,806	8.1%	11.5%	13.3%	12.3%
% of FP17s for the same patient ID Re-attending within 3 months - Adults	2,659	21,079	12.6%	15.6%	17.3%	16.7%
% of FP17s for the same patient ID Re-attending between 3 & 9 months - Children	3,997	7,806	51.2%	57.3%	58.9%	57.6%
% of FP17s for the same patient ID Re-attending between 3 & 9 months - Adults	10,510	21,079	49.9%	52.0%	52.2%	50.1%
% of FP17s for Band 1 Urgent Courses	2,728	27,762	9.8%	8.2%	9.2%	9.1%
% of FP17s Relating to Free Repair or Replacements	221	27,762	0.8%	1.2%	1.0%	0.8%
% of FP17s Relating to Continuations	331	27,762	1.2%	1.6%	1.4%	1.2%
% of Patients satisfied with the dentistry they have received	59	64	92.2%	93.3%	93.1%	92.8%
% of Patients satisfied with the time they had to wait for an appointment	57	64	89.1%	90.4%	89.5%	88.7%

* This is based on patients treated on this contract for their most recent course of treatment. Figures in italics indicate the base number of FP17s or Patient Questionnaire responses are less than 100. N/A is shown where the base number of responses is less than 10 during the period. % is calculated as Quantity/Base number*100

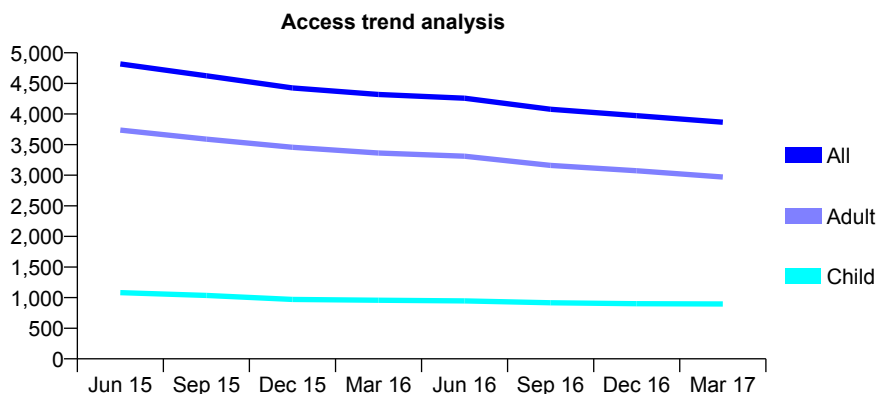
Q49 - Vital Signs At a Glance Contract Report for 160296/0001 - March 2017

Name or company name	Queen Street Dental Practice
Contract type name	GDS Contract
Purpose of contract	General
Contract start date	22/10/2009
Contract end date	

16/17 Contracted general activity (UDA)	7,225
Carry forward general activity (UDA)	0
16/17 Contracted orthodontic activity (UOA)	0
Carry forward orthodontic activity (UOA)	0
Baseline contract value	£196,736.75

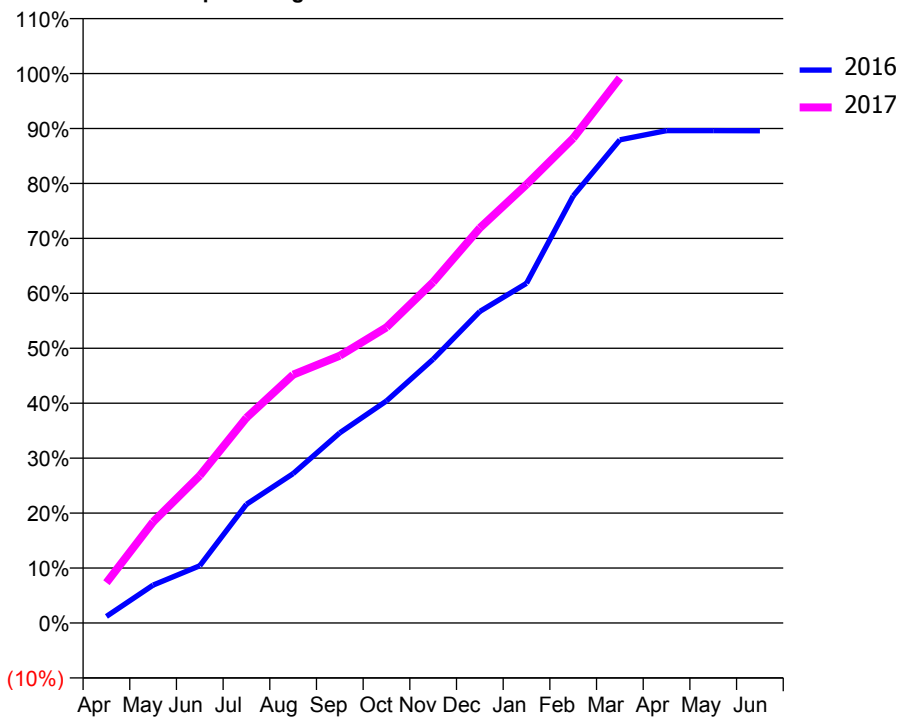
ACCESS*

Patients seen in 24 months	Total	Change since previous quarter
Quarter ending March 2016	4,320	
Quarter ending June 2016	4,258	↓
Quarter ending September 2016	4,077	↓
Quarter ending December 2016	3,973	↓
Quarter ending March 2017	3,867	↓
Variance since March 2016	(10.5%)	↓



ACTIVITY

Cumulative percentage of contracted UDA delivered 2016 & 2017



Month	Adjusted Scheduled Activity (UDA)	
	2016	2017
April	122	531
May	705	1,330
June	1,066	1,938
July	2,209	2,699
August	2,780	3,265
September	3,541	3,514
October	4,133	3,888
November	4,911	4,482
December	5,799	5,194
January	6,321	5,766
February	7,947	6,375
March	8,993	7,166
April	9,163	
May	9,163	
June	9,160	

QUALITY

	Quantity	Base Number	Contract	AT	Region	England
% of FP17s for the same patient ID Re-attending within 3 months - Children	49	858	5.7%	11.5%	13.3%	12.3%
% of FP17s for the same patient ID Re-attending within 3 months - Adults	348	2,896	12.0%	15.6%	17.3%	16.7%
% of FP17s for the same patient ID Re-attending between 3 & 9 months - Children	279	858	32.5%	57.3%	58.9%	57.6%
% of FP17s for the same patient ID Re-attending between 3 & 9 months - Adults	1,124	2,896	38.8%	52.0%	52.2%	50.1%
% of FP17s for Band 1 Urgent Courses	291	3,675	7.9%	8.2%	9.2%	9.1%
% of FP17s Relating to Free Repair or Replacements	47	3,675	1.3%	1.2%	1.0%	0.8%
% of FP17s Relating to Continuations	59	3,675	1.6%	1.6%	1.4%	1.2%
% of Patients satisfied with the dentistry they have received	5	7	N/A	93.3%	93.1%	92.8%
% of Patients satisfied with the time they had to wait for an appointment	6	7	N/A	90.4%	89.5%	88.7%

* This is based on patients treated on this contract for their most recent course of treatment. Figures in italics indicate the base number of FP17s or Patient Questionnaire responses are less than 100. N/A is shown where the base number of responses is less than 10 during the period. % is calculated as Quantity/Base number*100

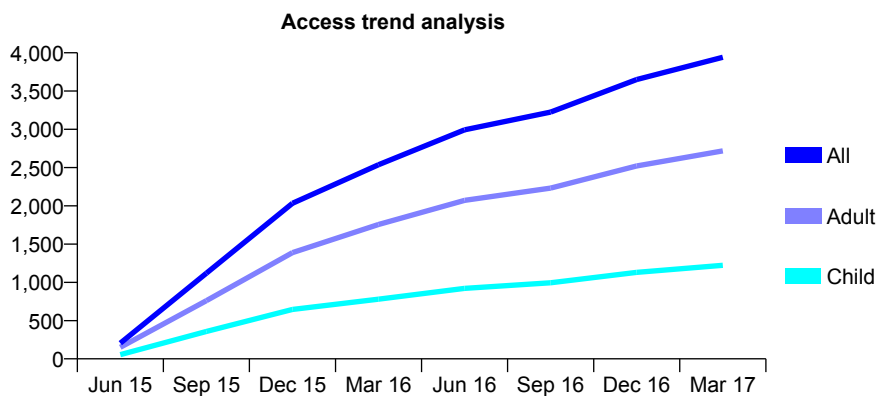
Q49 - Vital Signs At a Glance Contract Report for 162507/0001 - March 2017

Name or company name	Tyneview Dental Practice
Contract type name	GDS Contract
Purpose of contract	General
Contract start date	04/06/2015
Contract end date	

16/17 Contracted general activity (UDA)	13,000
Carry forward general activity (UDA)	59
16/17 Contracted orthodontic activity (UOA)	0
Carry forward orthodontic activity (UOA)	0
Baseline contract value	£316,095.65

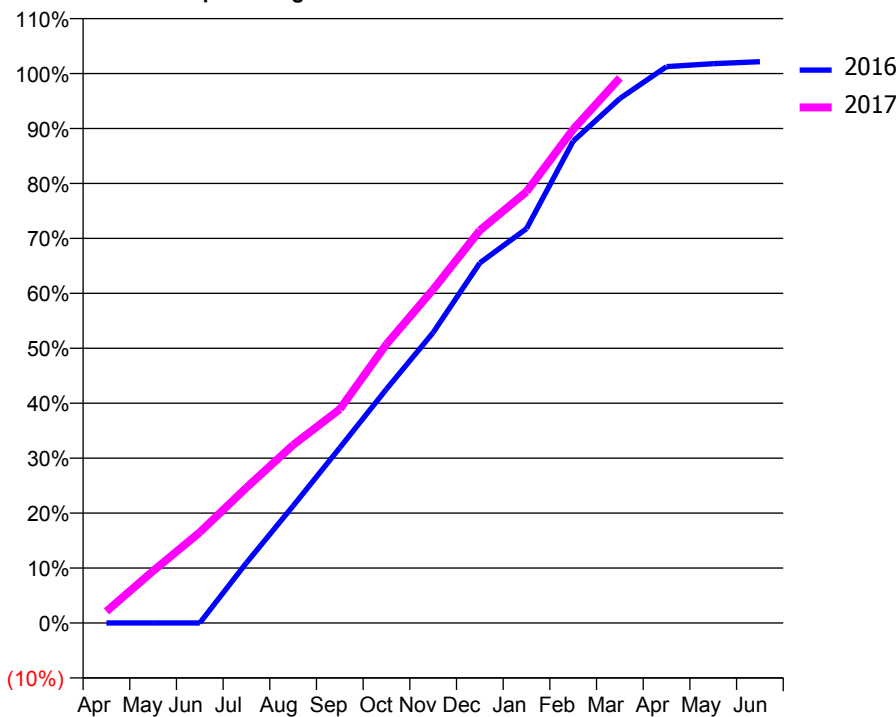
ACCESS*

Patients seen in 24 months	Total	Change since previous quarter
Quarter ending March 2016	2,536	
Quarter ending June 2016	2,993	↑
Quarter ending September 2016	3,225	↑
Quarter ending December 2016	3,651	↑
Quarter ending March 2017	3,941	↑
Variance since March 2016	55.4%	↑



ACTIVITY

Cumulative percentage of contracted UDA delivered 2016 & 2017



Adjusted Scheduled Activity (UDA)

Month	2016	2017
April	0	275
May	0	1,232
June	0	2,147
July	1,175	3,203
August	2,286	4,214
September	3,420	5,059
October	4,565	6,598
November	5,669	7,890
December	7,028	9,290
January	7,697	10,203
February	9,405	11,680
March	10,239	12,895
April	10,859	
May	10,917	
June	10,955	

QUALITY

	Quantity	Base Number	Contract	AT	Region	England
% of FP17s for the same patient ID Re-attending within 3 months - Children	130	1,480	8.8%	11.5%	13.3%	12.3%
% of FP17s for the same patient ID Re-attending within 3 months - Adults	683	3,289	20.8%	15.6%	17.3%	16.7%
% of FP17s for the same patient ID Re-attending between 3 & 9 months - Children	586	1,480	39.6%	57.3%	58.9%	57.6%
% of FP17s for the same patient ID Re-attending between 3 & 9 months - Adults	1,176	3,289	35.8%	52.0%	52.2%	50.1%
% of FP17s for Band 1 Urgent Courses	567	4,513	12.6%	8.2%	9.2%	9.1%
% of FP17s Relating to Free Repair or Replacements	23	4,513	0.5%	1.2%	1.0%	0.8%
% of FP17s Relating to Continuations	81	4,513	1.8%	1.6%	1.4%	1.2%
% of Patients satisfied with the dentistry they have received	4	5	N/A	93.3%	93.1%	92.8%
% of Patients satisfied with the time they had to wait for an appointment	5	5	N/A	90.4%	89.5%	88.7%

* This is based on patients treated on this contract for their most recent course of treatment. Figures in italics indicate the base number of FP17s or Patient Questionnaire responses are less than 100. N/A is shown where the base number of responses is less than 10 during the period. % is calculated as Quantity/Base number*100

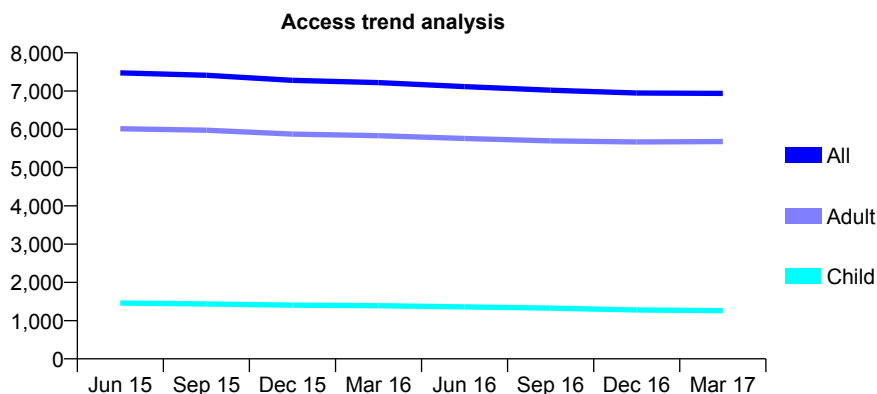
Q49 - Vital Signs At a Glance Contract Report for 165158/0001 - March 2017

Name or company name	The Haverflatts Lane Dental Practice Partn
Contract type name	GDS Contract
Purpose of contract	General
Contract start date	25/11/2009
Contract end date	

16/17 Contracted general activity (UDA)	19,301
Carry forward general activity (UDA)	657
16/17 Contracted orthodontic activity (UOA)	0
Carry forward orthodontic activity (UOA)	0
Baseline contract value	£502,212.02

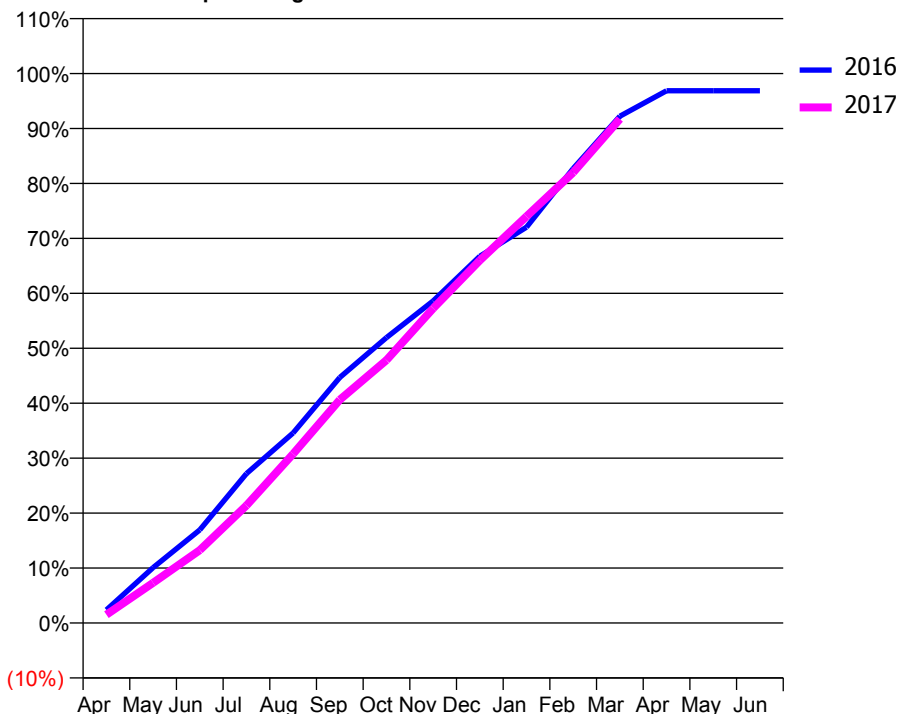
ACCESS*

Patients seen in 24 months	Total	Change since previous quarter
Quarter ending March 2016	7,222	
Quarter ending June 2016	7,117	↓
Quarter ending September 2016	7,023	↓
Quarter ending December 2016	6,948	↓
Quarter ending March 2017	6,940	→
Variance since March 2016	(3.9%)	↓



ACTIVITY

Cumulative percentage of contracted UDA delivered 2016 & 2017



Month	Adjusted Scheduled Activity (UDA)	
	2016	2017
April	502	290
May	2,120	1,413
June	3,559	2,559
July	5,711	4,129
August	7,265	5,940
September	9,385	7,841
October	10,907	9,233
November	12,311	11,049
December	14,016	12,739
January	15,126	14,285
February	17,371	15,825
March	19,369	17,701
April	20,342	
May	20,344	
June	20,344	

QUALITY

	Quantity	Base Number	Contract	AT	Region	England
% of FP17s for the same patient ID Re-attending within 3 months - Children	107	2,103	5.1%	11.5%	13.3%	12.3%
% of FP17s for the same patient ID Re-attending within 3 months - Adults	808	7,690	10.5%	15.6%	17.3%	16.7%
% of FP17s for the same patient ID Re-attending between 3 & 9 months - Children	1,439	2,103	68.4%	57.3%	58.9%	57.6%
% of FP17s for the same patient ID Re-attending between 3 & 9 months - Adults	3,696	7,690	48.1%	52.0%	52.2%	50.1%
% of FP17s for Band 1 Urgent Courses	333	9,285	3.6%	8.2%	9.2%	9.1%
% of FP17s Relating to Free Repair or Replacements	76	9,285	0.8%	1.2%	1.0%	0.8%
% of FP17s Relating to Continuations	257	9,285	2.8%	1.6%	1.4%	1.2%
% of Patients satisfied with the dentistry they have received	19	19	100.0%	93.3%	93.1%	92.8%
% of Patients satisfied with the time they had to wait for an appointment	17	19	89.5%	90.4%	89.5%	88.7%

* This is based on patients treated on this contract for their most recent course of treatment. Figures in italics indicate the base number of FP17s or Patient Questionnaire responses are less than 100. N/A is shown where the base number of responses is less than 10 during the period. % is calculated as Quantity/Base number*100

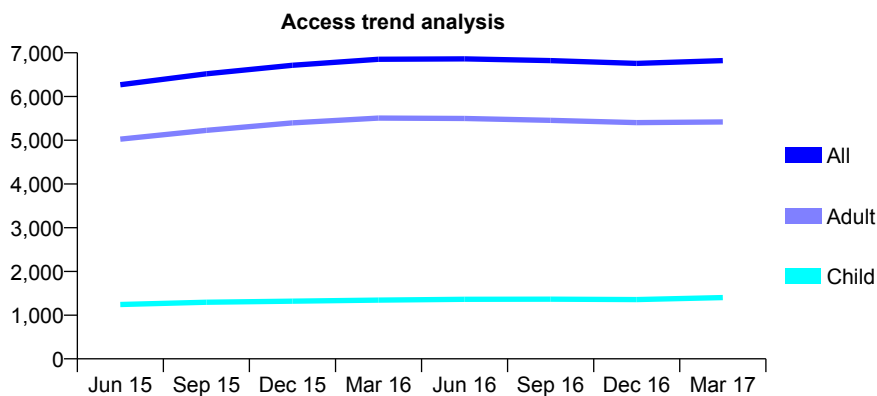
Q49 - Vital Signs At a Glance Contract Report for 168564/0001 - March 2017

Name or company name	The Grainger Stockton, Birtley and Stanley
Contract type name	GDS Contract
Purpose of contract	General
Contract start date	01/02/2014
Contract end date	

16/17 Contracted general activity (UDA)	21,272
Carry forward general activity (UDA)	0
16/17 Contracted orthodontic activity (UOA)	0
Carry forward orthodontic activity (UOA)	0
Baseline contract value	£470,284.38

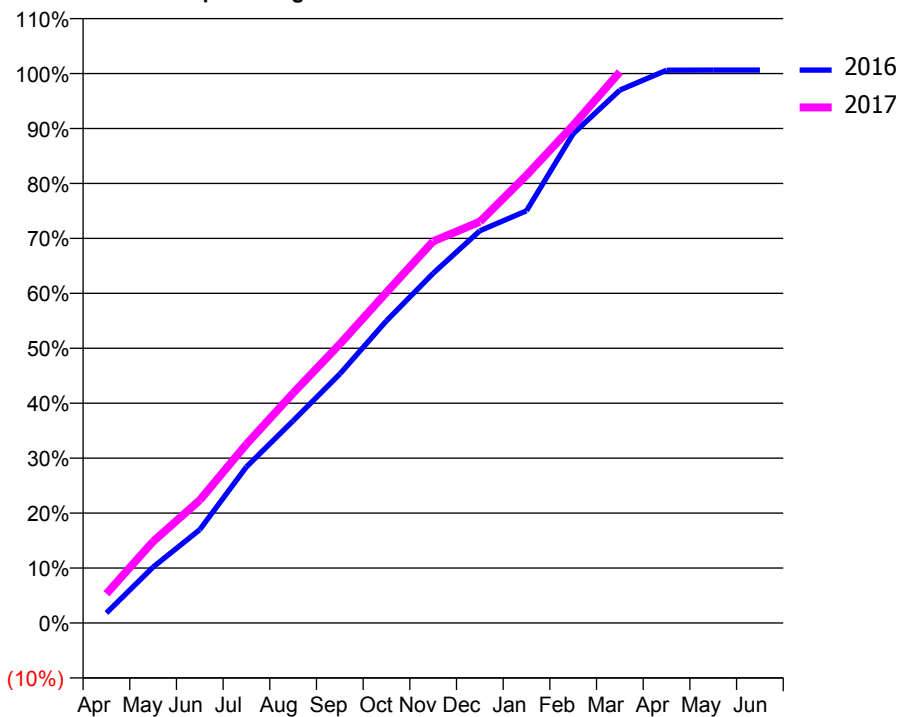
ACCESS*

Patients seen in 24 months	Total	Change since previous quarter
Quarter ending March 2016	6,852	
Quarter ending June 2016	6,862	→
Quarter ending September 2016	6,821	→
Quarter ending December 2016	6,759	→
Quarter ending March 2017	6,823	→
Variance since March 2016	(0.4%)	→



ACTIVITY

Cumulative percentage of contracted UDA delivered 2016 & 2017



Month	Adjusted Scheduled Activity (UDA)	
	2016	2017
April	392	1,133
May	2,166	3,155
June	3,615	4,756
July	6,048	6,927
August	7,830	8,900
September	9,638	10,796
October	11,698	12,801
November	13,538	14,777
December	15,182	15,533
January	15,961	17,331
February	18,941	19,268
March	20,632	21,334
April	21,400	
May	21,403	
June	21,403	

QUALITY

	Quantity	Base Number	Contract	AT	Region	England
% of FP17s for the same patient ID Re-attending within 3 months - Children	60	2,172	2.8%	11.5%	13.3%	12.3%
% of FP17s for the same patient ID Re-attending within 3 months - Adults	480	7,741	6.2%	15.6%	17.3%	16.7%
% of FP17s for the same patient ID Re-attending between 3 & 9 months - Children	1,468	2,172	67.6%	57.3%	58.9%	57.6%
% of FP17s for the same patient ID Re-attending between 3 & 9 months - Adults	5,378	7,741	69.5%	52.0%	52.2%	50.1%
% of FP17s for Band 1 Urgent Courses	352	9,539	3.7%	8.2%	9.2%	9.1%
% of FP17s Relating to Free Repair or Replacements	5	9,539	0.1%	1.2%	1.0%	0.8%
% of FP17s Relating to Continuations	28	9,539	0.3%	1.6%	1.4%	1.2%
% of Patients satisfied with the dentistry they have received	16	17	94.1%	93.3%	93.1%	92.8%
% of Patients satisfied with the time they had to wait for an appointment	15	17	88.2%	90.4%	89.5%	88.7%

* This is based on patients treated on this contract for their most recent course of treatment. Figures in italics indicate the base number of FP17s or Patient Questionnaire responses are less than 100. N/A is shown where the base number of responses is less than 10 during the period. % is calculated as Quantity/Base number*100

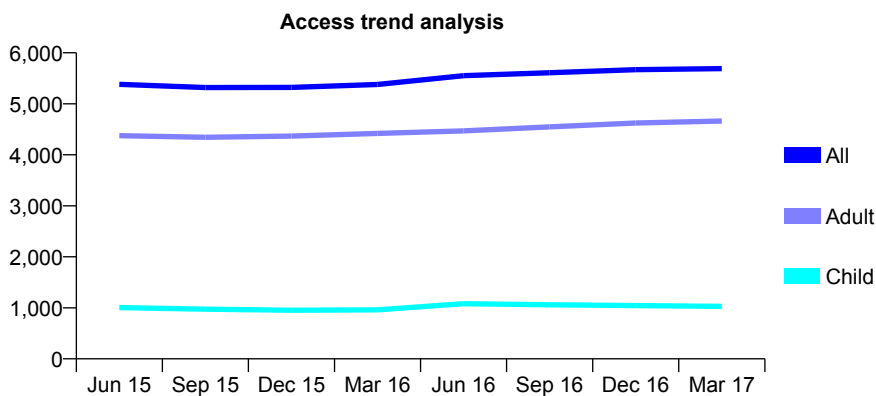
Q49 - Vital Signs At a Glance Contract Report for 168866/0001 - March 2017

Name or company name	H Singh & Associates Ltd
Contract type name	GDS Contract
Purpose of contract	General
Contract start date	01/04/2010
Contract end date	

16/17 Contracted general activity (UDA)	18,452
Carry forward general activity (UDA)	0
16/17 Contracted orthodontic activity (UOA)	0
Carry forward orthodontic activity (UOA)	0
Baseline contract value	£496,824.34

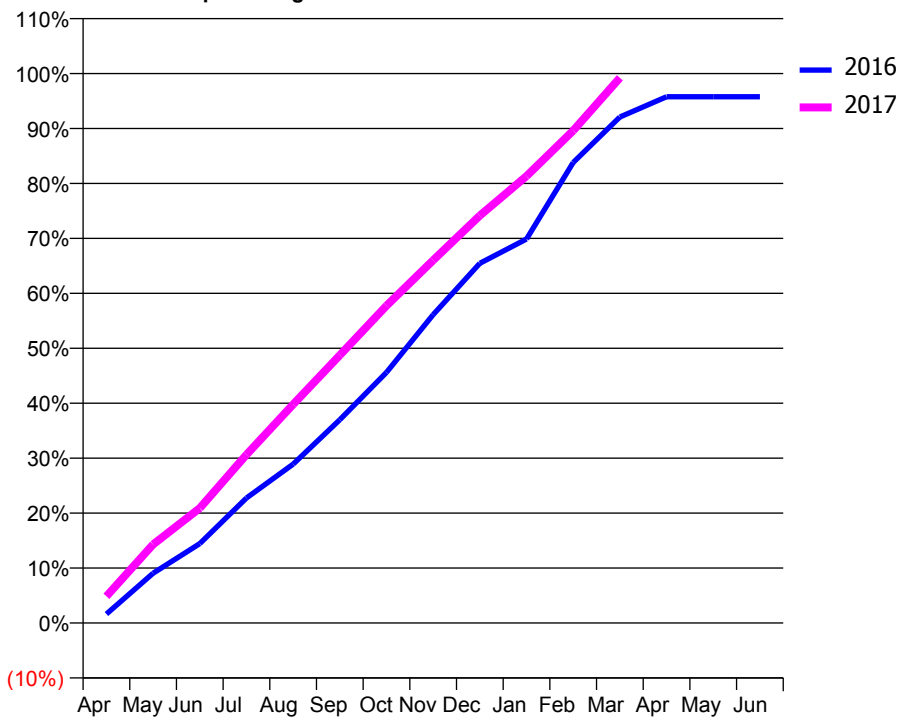
ACCESS*

Patients seen in 24 months	Total	Change since previous quarter
Quarter ending March 2016	5,380	
Quarter ending June 2016	5,552	↑
Quarter ending September 2016	5,608	→
Quarter ending December 2016	5,668	→
Quarter ending March 2017	5,690	→
Variance since March 2016	5.8%	↑



ACTIVITY

Cumulative percentage of contracted UDA delivered 2016 & 2017



Month	Adjusted Scheduled Activity (UDA)	
	2016	2017
April	300	896
May	1,673	2,638
June	2,666	3,859
July	4,199	5,652
August	5,333	7,341
September	6,826	8,994
October	8,415	10,653
November	10,355	12,180
December	12,077	13,681
January	12,893	15,009
February	15,463	16,533
March	16,989	18,309
April	17,671	
May	17,671	
June	17,671	

QUALITY

	Quantity	Base Number	Contract	AT	Region	England
% of FP17s for the same patient ID Re-attending within 3 months - Children	143	1,537	9.3%	11.5%	13.3%	12.3%
% of FP17s for the same patient ID Re-attending within 3 months - Adults	1,784	7,721	23.1%	15.6%	17.3%	16.7%
% of FP17s for the same patient ID Re-attending between 3 & 9 months - Children	795	1,537	51.7%	57.3%	58.9%	57.6%
% of FP17s for the same patient ID Re-attending between 3 & 9 months - Adults	3,901	7,721	50.5%	52.0%	52.2%	50.1%
% of FP17s for Band 1 Urgent Courses	699	8,924	7.8%	8.2%	9.2%	9.1%
% of FP17s Relating to Free Repair or Replacements	296	8,924	3.3%	1.2%	1.0%	0.8%
% of FP17s Relating to Continuations	362	8,924	4.1%	1.6%	1.4%	1.2%
% of Patients satisfied with the dentistry they have received	8	8	N/A	93.3%	93.1%	92.8%
% of Patients satisfied with the time they had to wait for an appointment	7	8	N/A	90.4%	89.5%	88.7%

* This is based on patients treated on this contract for their most recent course of treatment. Figures in italics indicate the base number of FP17s or Patient Questionnaire responses are less than 100. N/A is shown where the base number of responses is less than 10 during the period. % is calculated as Quantity/Base number*100

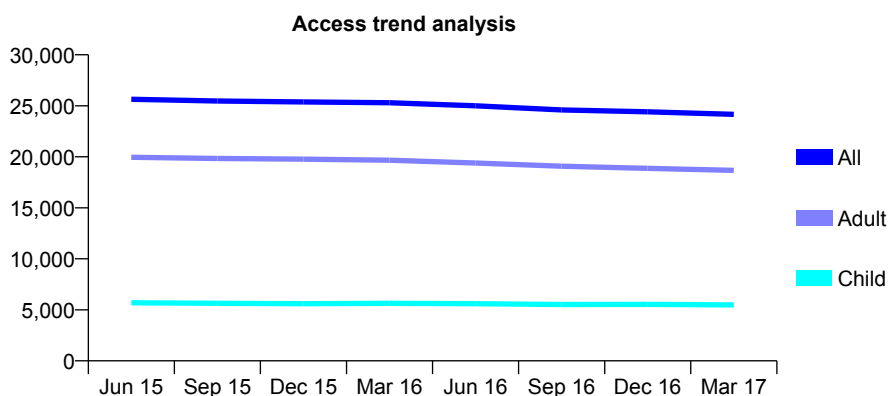
Q49 - Vital Signs At a Glance Contract Report for 170011/0001 - March 2017

Name or company name	SRDP
Contract type name	GDS Contract
Purpose of contract	General and Orthodontic
Contract start date	01/10/2007
Contract end date	

16/17 Contracted general activity (UDA)	74,715
Carry forward general activity (UDA)	0
16/17 Contracted orthodontic activity (UOA)	1,281
Carry forward orthodontic activity (UOA)	40
Baseline contract value	£2,089,638.04

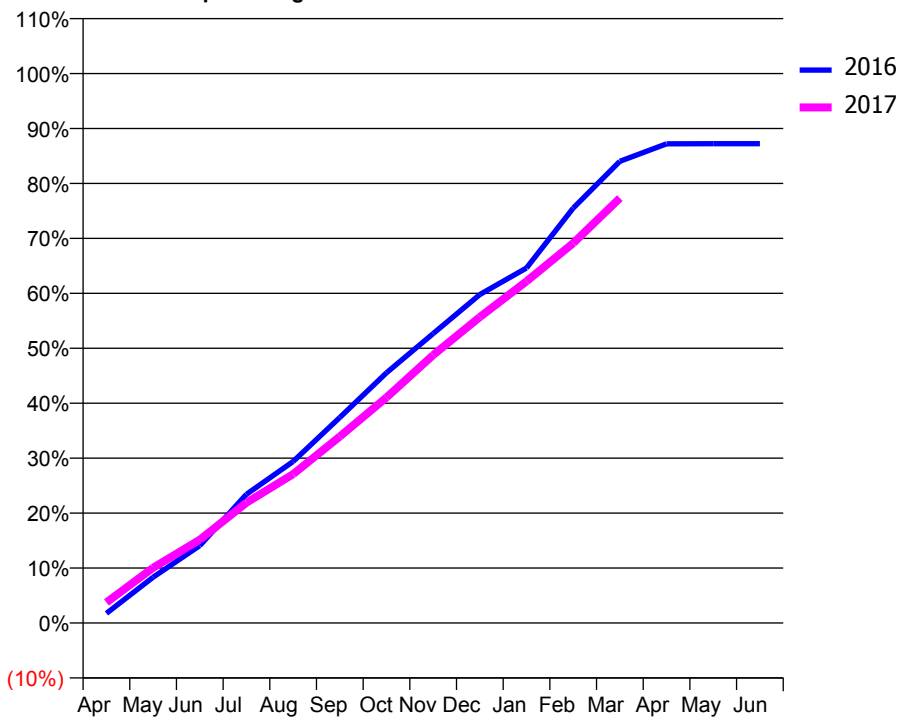
ACCESS*

Patients seen in 24 months	Total	Change since previous quarter
Quarter ending March 2016	25,304	
Quarter ending June 2016	24,997	↓
Quarter ending September 2016	24,598	↓
Quarter ending December 2016	24,411	→
Quarter ending March 2017	24,166	↓
Variance since March 2016	(4.5%)	↓



ACTIVITY

Cumulative percentage of contracted UDA delivered 2016 & 2017



Adjusted Scheduled Activity (UDA)

Month	2016	2017
April	1,322	2,796
May	6,220	7,506
June	10,530	11,315
July	17,502	16,371
August	21,966	20,246
September	27,953	25,355
October	34,020	30,674
November	39,361	36,435
December	44,659	41,605
January	48,265	46,463
February	56,408	51,653
March	62,780	57,778
April	65,155	
May	65,170	
June	65,181	

QUALITY

	Quantity	Base Number	Contract	AT	Region	England
% of FP17s for the same patient ID Re-attending within 3 months - Children	535	6,473	8.3%	11.5%	13.3%	12.3%
% of FP17s for the same patient ID Re-attending within 3 months - Adults	2,956	20,572	14.4%	15.6%	17.3%	16.7%
% of FP17s for the same patient ID Re-attending between 3 & 9 months - Children	2,424	6,473	37.4%	57.3%	58.9%	57.6%
% of FP17s for the same patient ID Re-attending between 3 & 9 months - Adults	8,158	20,572	39.7%	52.0%	52.2%	50.1%
% of FP17s for Band 1 Urgent Courses	1,725	24,950	6.9%	8.2%	9.2%	9.1%
% of FP17s Relating to Free Repair or Replacements	259	24,950	1.0%	1.2%	1.0%	0.8%
% of FP17s Relating to Continuations	643	24,950	2.6%	1.6%	1.4%	1.2%
% of Patients satisfied with the dentistry they have received	44	46	95.7%	93.3%	93.1%	92.8%
% of Patients satisfied with the time they had to wait for an appointment	37	46	80.4%	90.4%	89.5%	88.7%

* This is based on patients treated on this contract for their most recent course of treatment. Figures in italics indicate the base number of FP17s or Patient Questionnaire responses are less than 100. N/A is shown where the base number of responses is less than 10 during the period. % is calculated as Quantity/Base number*100

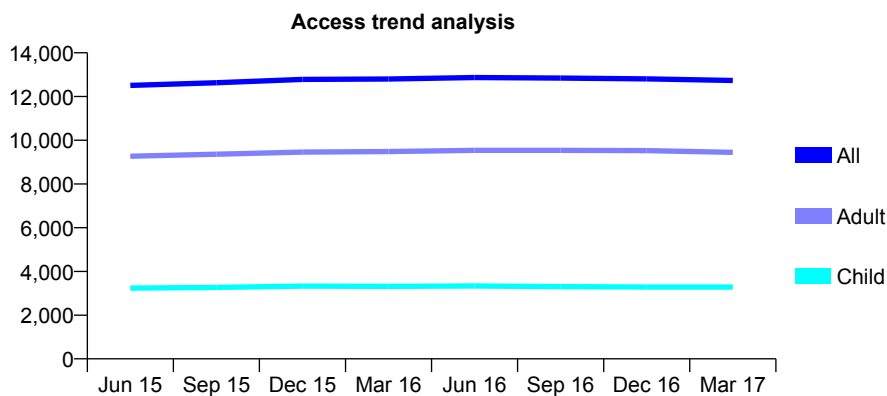
Q49 - Vital Signs At a Glance Contract Report for 170941/0001 - March 2017

Name or company name	InDental Practice Limited
Contract type name	GDS Contract
Purpose of contract	General
Contract start date	01/07/2008
Contract end date	

16/17 Contracted general activity (UDA)	36,554
Carry forward general activity (UDA)	797
16/17 Contracted orthodontic activity (UOA)	0
Carry forward orthodontic activity (UOA)	0
Baseline contract value	£1,115,027.12

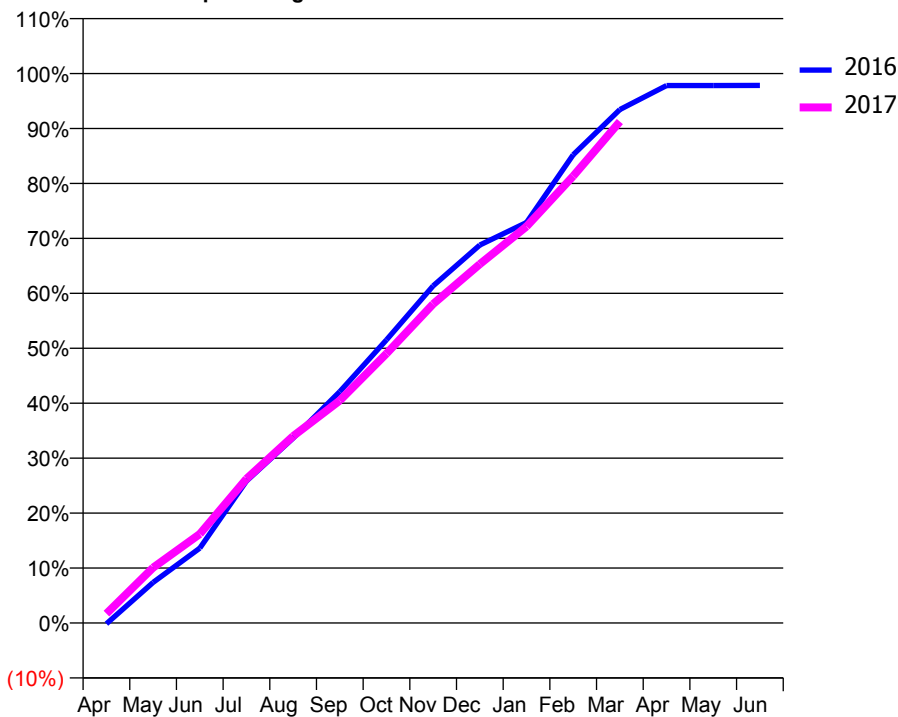
ACCESS*

Patients seen in 24 months	Total	Change since previous quarter
Quarter ending March 2016	12,800	
Quarter ending June 2016	12,871	→
Quarter ending September 2016	12,842	→
Quarter ending December 2016	12,808	→
Quarter ending March 2017	12,734	→
Variance since March 2016	(0.5%)	→



ACTIVITY

Cumulative percentage of contracted UDA delivered 2016 & 2017



Month	Adjusted Scheduled Activity (UDA)	
	2016	2017
April	-59	624
May	2,699	3,687
June	4,978	5,923
July	9,446	9,595
August	12,296	12,436
September	15,398	14,797
October	18,837	17,919
November	22,428	21,219
December	25,143	23,877
January	26,640	26,377
February	31,151	29,733
March	34,159	33,361
April	35,755	
May	35,754	
June	35,757	

QUALITY

	Quantity	Base Number	Contract	AT	Region	England
% of FP17s for the same patient ID Re-attending within 3 months - Children	321	4,393	7.3%	11.5%	13.3%	12.3%
% of FP17s for the same patient ID Re-attending within 3 months - Adults	2,235	12,368	18.1%	15.6%	17.3%	16.7%
% of FP17s for the same patient ID Re-attending between 3 & 9 months - Children	2,405	4,393	54.7%	57.3%	58.9%	57.6%
% of FP17s for the same patient ID Re-attending between 3 & 9 months - Adults	6,000	12,368	48.5%	52.0%	52.2%	50.1%
% of FP17s for Band 1 Urgent Courses	1,522	15,467	9.8%	8.2%	9.2%	9.1%
% of FP17s Relating to Free Repair or Replacements	149	15,467	1.0%	1.2%	1.0%	0.8%
% of FP17s Relating to Continuations	106	15,467	0.7%	1.6%	1.4%	1.2%
% of Patients satisfied with the dentistry they have received	16	16	100.0%	93.3%	93.1%	92.8%
% of Patients satisfied with the time they had to wait for an appointment	13	16	81.3%	90.4%	89.5%	88.7%

* This is based on patients treated on this contract for their most recent course of treatment. Figures in italics indicate the base number of FP17s or Patient Questionnaire responses are less than 100. N/A is shown where the base number of responses is less than 10 during the period. % is calculated as Quantity/Base number*100

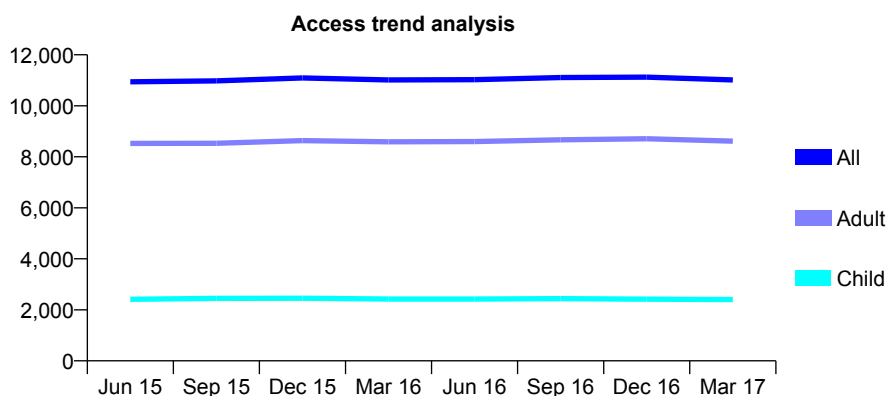
Q49 - Vital Signs At a Glance Contract Report for 172847/0001 - March 2017

Name or company name	Newcastle and Wallsend Dental Practice P
Contract type name	GDS Contract
Purpose of contract	General
Contract start date	01/05/2013
Contract end date	

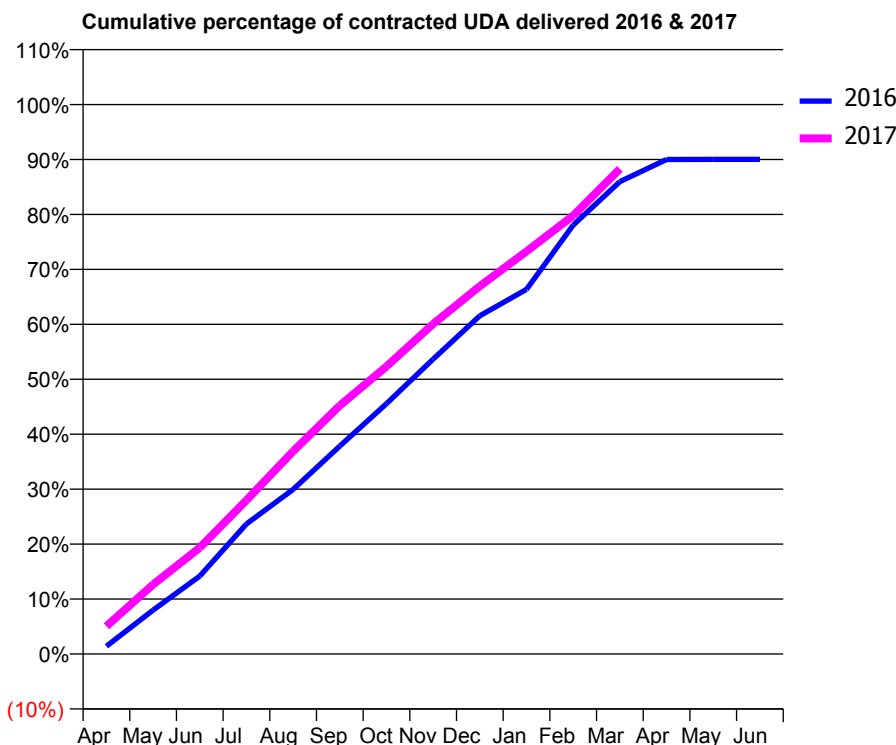
16/17 Contracted general activity (UDA)	38,921
Carry forward general activity (UDA)	0
16/17 Contracted orthodontic activity (UOA)	0
Carry forward orthodontic activity (UOA)	0
Baseline contract value	£1,019,175.45

ACCESS*

Patients seen in 24 months	Total	Change since previous quarter
Quarter ending March 2016	11,014	
Quarter ending June 2016	11,026	→
Quarter ending September 2016	11,106	→
Quarter ending December 2016	11,124	→
Quarter ending March 2017	11,014	→
Variance since March 2016	0.0%	→



ACTIVITY



Month	Adjusted Scheduled Activity (UDA)	
	2016	2017
April	554	1,971
May	3,114	4,923
June	5,522	7,534
July	9,210	10,899
August	11,656	14,359
September	14,727	17,598
October	17,730	20,372
November	20,892	23,379
December	23,955	26,057
January	25,831	28,523
February	30,381	31,050
March	33,454	34,368
April	35,025	
May	35,034	
June	35,040	

QUALITY

	Quantity	Base Number	Contract	AT	Region	England
% of FP17s for the same patient ID Re-attending within 3 months - Children	164	3,353	4.9%	11.5%	13.3%	12.3%
% of FP17s for the same patient ID Re-attending within 3 months - Adults	1,466	11,912	12.3%	15.6%	17.3%	16.7%
% of FP17s for the same patient ID Re-attending between 3 & 9 months - Children	2,010	3,353	59.9%	57.3%	58.9%	57.6%
% of FP17s for the same patient ID Re-attending between 3 & 9 months - Adults	6,916	11,912	58.1%	52.0%	52.2%	50.1%
% of FP17s for Band 1 Urgent Courses	832	14,660	5.7%	8.2%	9.2%	9.1%
% of FP17s Relating to Free Repair or Replacements	124	14,660	0.8%	1.2%	1.0%	0.8%
% of FP17s Relating to Continuations	292	14,660	2.0%	1.6%	1.4%	1.2%
% of Patients satisfied with the dentistry they have received	17	20	85.0%	93.3%	93.1%	92.8%
% of Patients satisfied with the time they had to wait for an appointment	19	20	95.0%	90.4%	89.5%	88.7%

* This is based on patients treated on this contract for their most recent course of treatment. Figures in italics indicate the base number of FP17s or Patient Questionnaire responses are less than 100. N/A is shown where the base number of responses is less than 10 during the period. % is calculated as Quantity/Base number*100

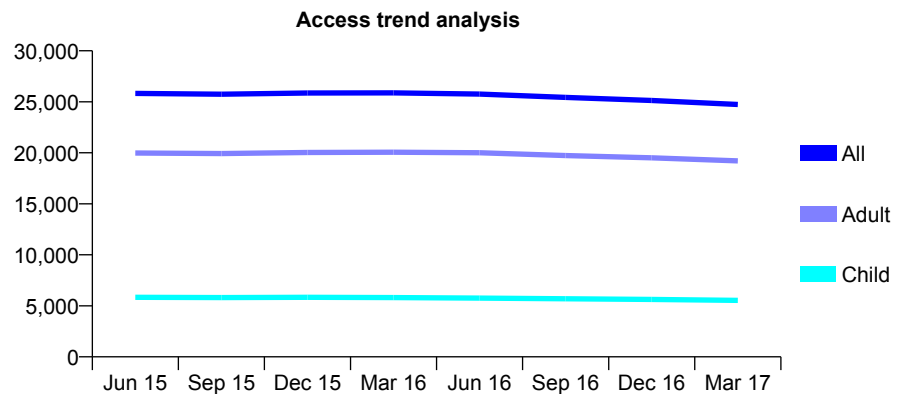
Q49 - Vital Signs At a Glance Contract Report for 176648/0001 - March 2017

Name or company name	South Tyneside Smiles Limited
Contract type name	GDS Contract
Purpose of contract	General and Orthodontic
Contract start date	01/04/2008
Contract end date	

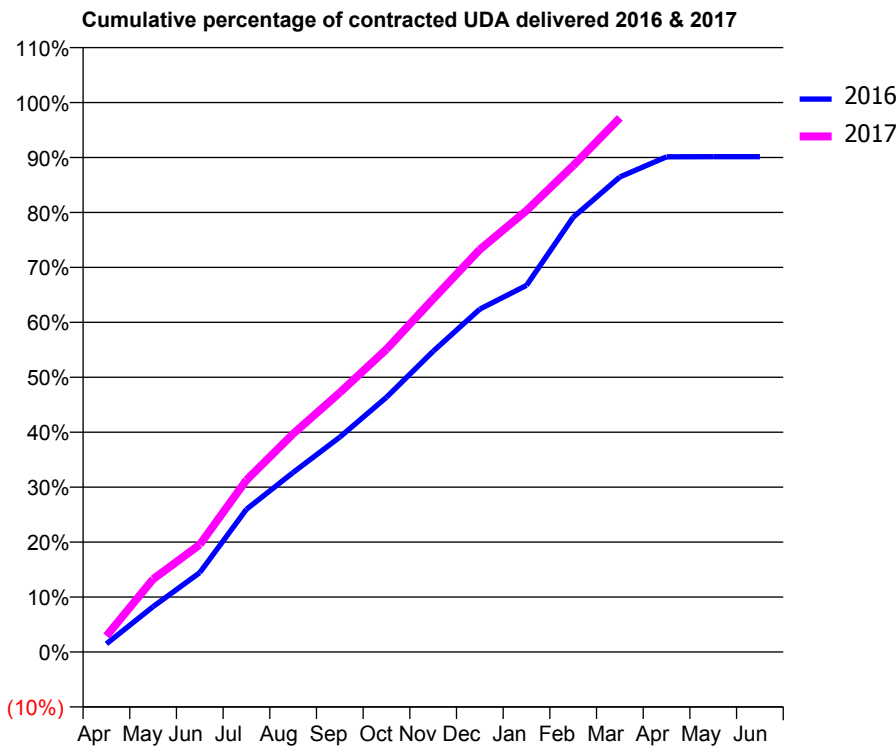
16/17 Contracted general activity (UDA)	75,974
Carry forward general activity (UDA)	0
16/17 Contracted orthodontic activity (UOA)	2,119
Carry forward orthodontic activity (UOA)	3
Baseline contract value	£2,190,704.96

ACCESS*

Patients seen in 24 months	Total	Change since previous quarter
Quarter ending March 2016	25,870	
Quarter ending June 2016	25,760	→
Quarter ending September 2016	25,430	↓
Quarter ending December 2016	25,137	↓
Quarter ending March 2017	24,741	↓
Variance since March 2016	(4.4%)	↓



ACTIVITY



Month	Adjusted Scheduled Activity (UDA)	
	2016	2017
April	1,426	2,227
May	7,919	10,074
June	13,876	14,852
July	24,926	23,766
August	31,365	30,174
September	37,530	35,869
October	44,497	41,866
November	52,527	48,812
December	59,882	55,646
January	64,040	61,032
February	75,930	67,241
March	82,959	73,847
April	86,487	
May	86,504	
June	86,516	

QUALITY

	Quantity	Base Number	Contract	AT	Region	England
% of FP17s for the same patient ID Re-attending within 3 months - Children	734	8,518	8.6%	11.5%	13.3%	12.3%
% of FP17s for the same patient ID Re-attending within 3 months - Adults	3,192	24,254	13.2%	15.6%	17.3%	16.7%
% of FP17s for the same patient ID Re-attending between 3 & 9 months - Children	5,126	8,518	60.2%	57.3%	58.9%	57.6%
% of FP17s for the same patient ID Re-attending between 3 & 9 months - Adults	12,397	24,254	51.1%	52.0%	52.2%	50.1%
% of FP17s for Band 1 Urgent Courses	1,909	30,834	6.2%	8.2%	9.2%	9.1%
% of FP17s Relating to Free Repair or Replacements	287	30,834	0.9%	1.2%	1.0%	0.8%
% of FP17s Relating to Continuations	714	30,834	2.3%	1.6%	1.4%	1.2%
% of Patients satisfied with the dentistry they have received	33	42	78.6%	93.3%	93.1%	92.8%
% of Patients satisfied with the time they had to wait for an appointment	34	42	81.0%	90.4%	89.5%	88.7%

* This is based on patients treated on this contract for their most recent course of treatment. Figures in italics indicate the base number of FP17s or Patient Questionnaire responses are less than 100. N/A is shown where the base number of responses is less than 10 during the period. % is calculated as Quantity/Base number*100

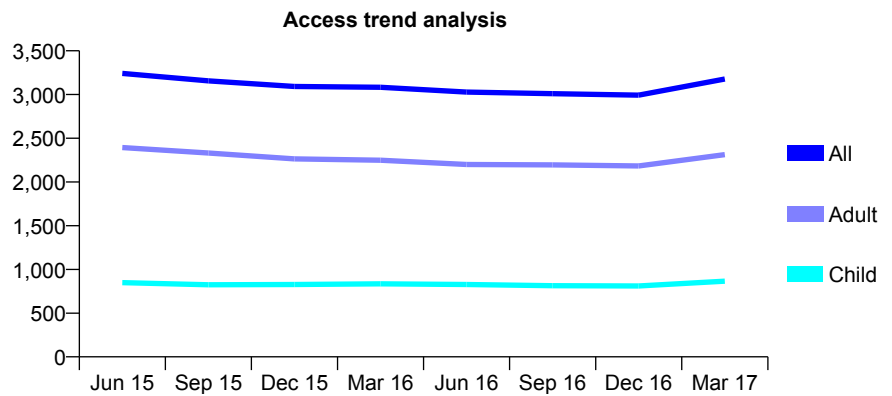
Q49 - Vital Signs At a Glance Contract Report for 177644/0001 - March 2017

Name or company name	Goodteeth Dental Surgeries Ltd
Contract type name	GDS Contract
Purpose of contract	General and Orthodontic
Contract start date	01/09/2009
Contract end date	

16/17 Contracted general activity (UDA)	8,745
Carry forward general activity (UDA)	0
16/17 Contracted orthodontic activity (UOA)	418
Carry forward orthodontic activity (UOA)	0
Baseline contract value	£233,729.16

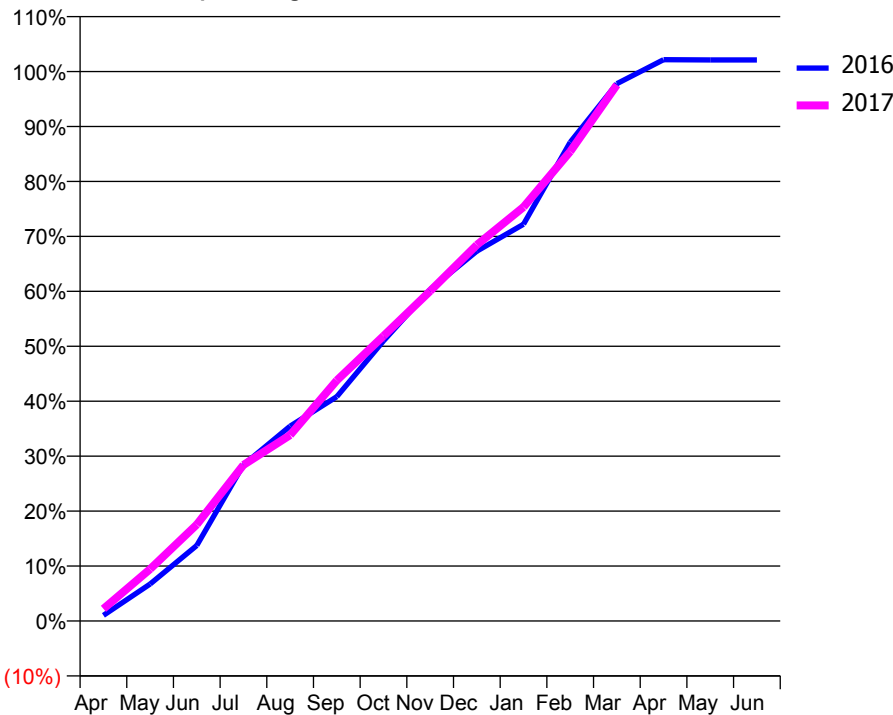
ACCESS*

Patients seen in 24 months	Total	Change since previous quarter
Quarter ending March 2016	3,083	
Quarter ending June 2016	3,028	↓
Quarter ending September 2016	3,009	→
Quarter ending December 2016	2,993	→
Quarter ending March 2017	3,178	↑
Variance since March 2016	3.1%	↑



ACTIVITY

Cumulative percentage of contracted UDA delivered 2016 & 2017



Month	Adjusted Scheduled Activity (UDA)	
	2016	2017
April	90	194
May	588	827
June	1,202	1,536
July	2,486	2,485
August	3,102	2,959
September	3,570	3,830
October	4,459	4,536
November	5,277	5,250
December	5,887	5,986
January	6,315	6,589
February	7,620	7,471
March	8,552	8,532
April	8,934	
May	8,930	
June	8,930	

QUALITY

	Quantity	Base Number	Contract	AT	Region	England
% of FP17s for the same patient ID Re-attending within 3 months - Children	121	1,263	9.6%	11.5%	13.3%	12.3%
% of FP17s for the same patient ID Re-attending within 3 months - Adults	419	3,080	13.6%	15.6%	17.3%	16.7%
% of FP17s for the same patient ID Re-attending between 3 & 9 months - Children	684	1,263	54.2%	57.3%	58.9%	57.6%
% of FP17s for the same patient ID Re-attending between 3 & 9 months - Adults	1,540	3,080	50.0%	52.0%	52.2%	50.1%
% of FP17s for Band 1 Urgent Courses	286	4,151	6.9%	8.2%	9.2%	9.1%
% of FP17s Relating to Free Repair or Replacements	26	4,151	0.6%	1.2%	1.0%	0.8%
% of FP17s Relating to Continuations	44	4,151	1.1%	1.6%	1.4%	1.2%
% of Patients satisfied with the dentistry they have received	8	8	N/A	93.3%	93.1%	92.8%
% of Patients satisfied with the time they had to wait for an appointment	8	8	N/A	90.4%	89.5%	88.7%

* This is based on patients treated on this contract for their most recent course of treatment. Figures in italics indicate the base number of FP17s or Patient Questionnaire responses are less than 100. N/A is shown where the base number of responses is less than 10 during the period. % is calculated as Quantity/Base number*100

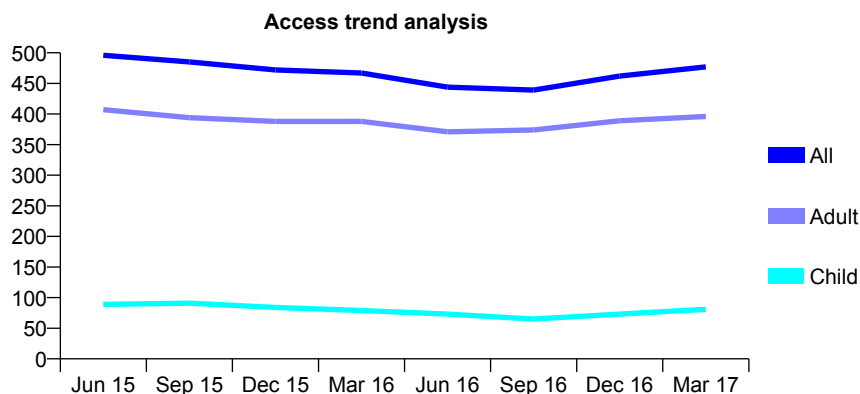
Q49 - Vital Signs At a Glance Contract Report for 177644/0002 - March 2017

Name or company name	Alston Dental Practice Limited
Contract type name	GDS Contract
Purpose of contract	General
Contract start date	01/09/2009
Contract end date	

16/17 Contracted general activity (UDA)	1,500
Carry forward general activity (UDA)	25
16/17 Contracted orthodontic activity (UOA)	0
Carry forward orthodontic activity (UOA)	0
Baseline contract value	£42,834.26

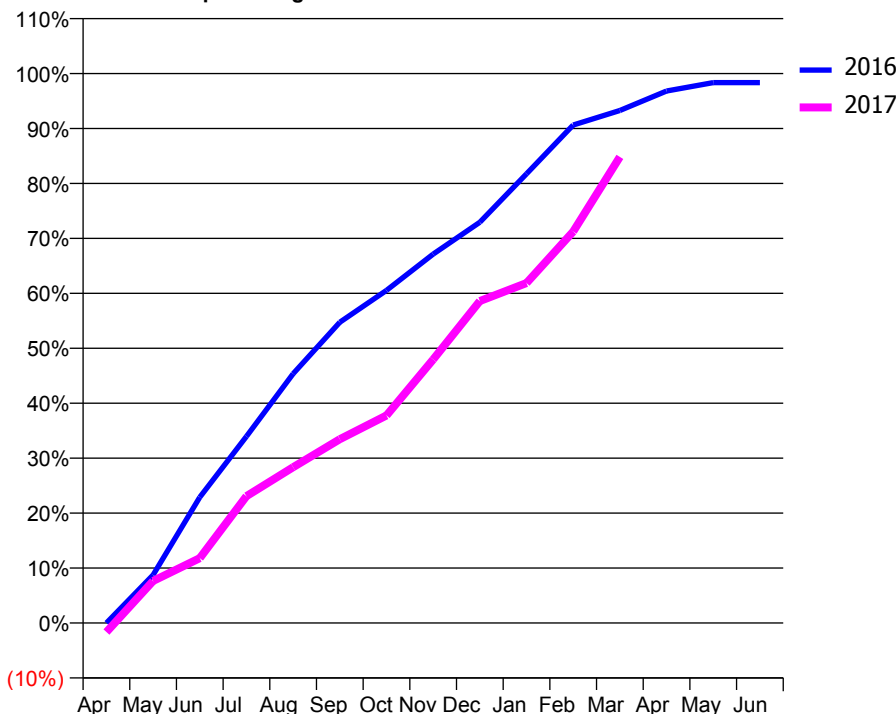
ACCESS*

Patients seen in 24 months	Total	Change since previous quarter
Quarter ending March 2016	467	
Quarter ending June 2016	444	↓
Quarter ending September 2016	439	↓
Quarter ending December 2016	462	↑
Quarter ending March 2017	477	↑
Variance since March 2016	2.1%	↑



ACTIVITY

Cumulative percentage of contracted UDA delivered 2016 & 2017



Adjusted Scheduled Activity (UDA)

Month	2016	2017
April	0	-25
May	131	115
June	343	177
July	509	346
August	681	425
September	821	502
October	908	567
November	1,007	720
December	1,094	879
January	1,226	928
February	1,359	1,068
March	1,399	1,272
April	1,452	
May	1,475	
June	1,475	

QUALITY

	Quantity	Base Number	Contract	AT	Region	England
% of FP17s for the same patient ID Re-attending within 3 months - Children	1	99	1.0%	11.5%	13.3%	12.3%
% of FP17s for the same patient ID Re-attending within 3 months - Adults	28	454	6.2%	15.6%	17.3%	16.7%
% of FP17s for the same patient ID Re-attending between 3 & 9 months - Children	54	99	54.5%	57.3%	58.9%	57.6%
% of FP17s for the same patient ID Re-attending between 3 & 9 months - Adults	232	454	51.1%	52.0%	52.2%	50.1%
% of FP17s for Band 1 Urgent Courses	7	514	1.4%	8.2%	9.2%	9.1%
% of FP17s Relating to Free Repair or Replacements	0	514	0.0%	1.2%	1.0%	0.8%
% of FP17s Relating to Continuations	3	514	0.6%	1.6%	1.4%	1.2%
% of Patients satisfied with the dentistry they have received	0	0	N/A	93.3%	93.1%	92.8%
% of Patients satisfied with the time they had to wait for an appointment	0	0	N/A	90.4%	89.5%	88.7%

* This is based on patients treated on this contract for their most recent course of treatment. Figures in italics indicate the base number of FP17s or Patient Questionnaire responses are less than 100. N/A is shown where the base number of responses is less than 10 during the period. % is calculated as Quantity/Base number*100

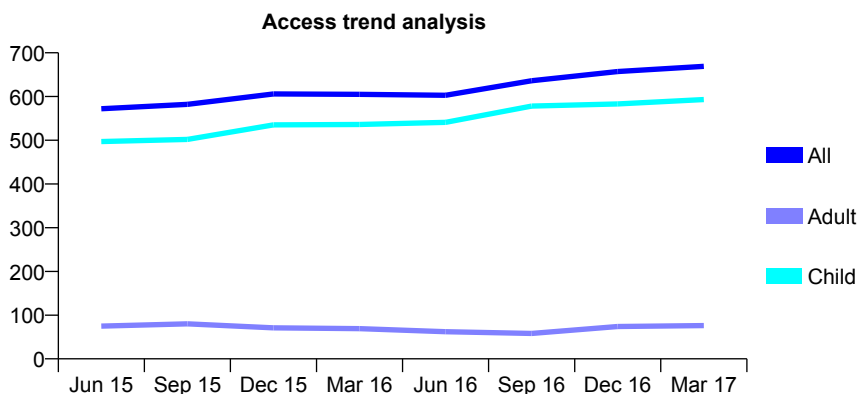
Q49 - Vital Signs At a Glance Contract Report for 177709/0001 - March 2017

Name or company name	Green Dental Partnership
Contract type name	GDS Contract
Purpose of contract	General and Orthodontic
Contract start date	01/04/2013
Contract end date	

16/17 Contracted general activity (UDA)	1,466
Carry forward general activity (UDA)	0
16/17 Contracted orthodontic activity (UOA)	94
Carry forward orthodontic activity (UOA)	0
Baseline contract value	£36,966.81

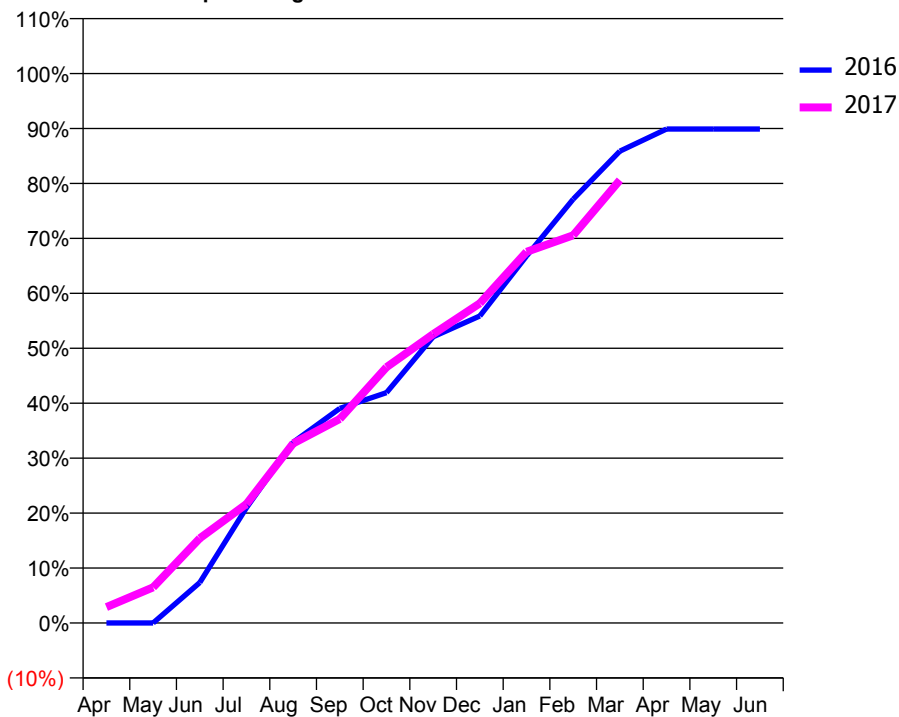
ACCESS*

Patients seen in 24 months	Total	Change since previous quarter
Quarter ending March 2016	605	
Quarter ending June 2016	603	→
Quarter ending September 2016	636	↑
Quarter ending December 2016	657	↑
Quarter ending March 2017	669	→
Variance since March 2016	10.6%	↑



ACTIVITY

Cumulative percentage of contracted UDA delivered 2016 & 2017



Month	Adjusted Scheduled Activity (UDA)	
	2016	2017
April	0	43
May	0	95
June	108	226
July	307	317
August	482	479
September	573	544
October	615	682
November	764	771
December	819	853
January	979	990
February	1,131	1,034
March	1,259	1,182
April	1,318	
May	1,318	
June	1,318	

QUALITY

	Quantity	Base Number	Contract	AT	Region	England
% of FP17s for the same patient ID Re-attending within 3 months - Children	122	1,135	10.7%	11.5%	13.3%	12.3%
% of FP17s for the same patient ID Re-attending within 3 months - Adults	0	2	0.0%	15.6%	17.3%	16.7%
% of FP17s for the same patient ID Re-attending between 3 & 9 months - Children	683	1,135	60.2%	57.3%	58.9%	57.6%
% of FP17s for the same patient ID Re-attending between 3 & 9 months - Adults	1	2	50.0%	52.0%	52.2%	50.1%
% of FP17s for Band 1 Urgent Courses	39	908	4.3%	8.2%	9.2%	9.1%
% of FP17s Relating to Free Repair or Replacements	0	908	0.0%	1.2%	1.0%	0.8%
% of FP17s Relating to Continuations	18	908	2.0%	1.6%	1.4%	1.2%
% of Patients satisfied with the dentistry they have received	2	4	N/A	93.3%	93.1%	92.8%
% of Patients satisfied with the time they had to wait for an appointment	3	4	N/A	90.4%	89.5%	88.7%

* This is based on patients treated on this contract for their most recent course of treatment. Figures in italics indicate the base number of FP17s or Patient Questionnaire responses are less than 100. N/A is shown where the base number of responses is less than 10 during the period. % is calculated as Quantity/Base number*100

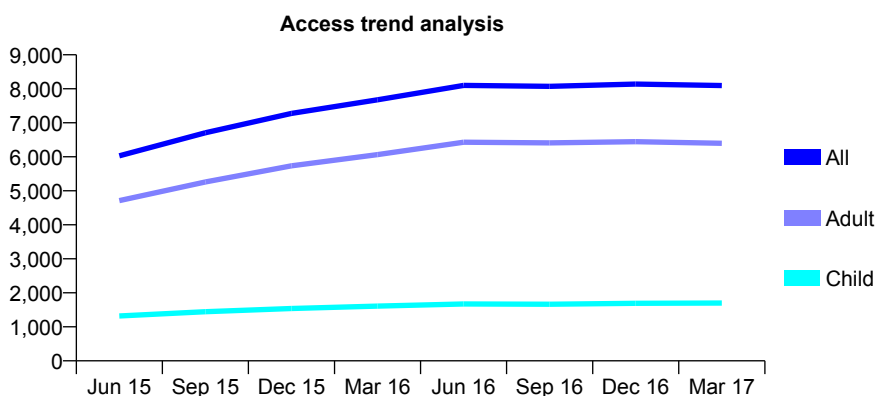
Q49 - Vital Signs At a Glance Contract Report for 180866/0001 - March 2017

Name or company name	Perfect Smile Acorn Dental Partnership
Contract type name	GDS Contract
Purpose of contract	General
Contract start date	01/07/2014
Contract end date	

16/17 Contracted general activity (UDA)	20,230
Carry forward general activity (UDA)	0
16/17 Contracted orthodontic activity (UOA)	0
Carry forward orthodontic activity (UOA)	0
Baseline contract value	£562,874.35

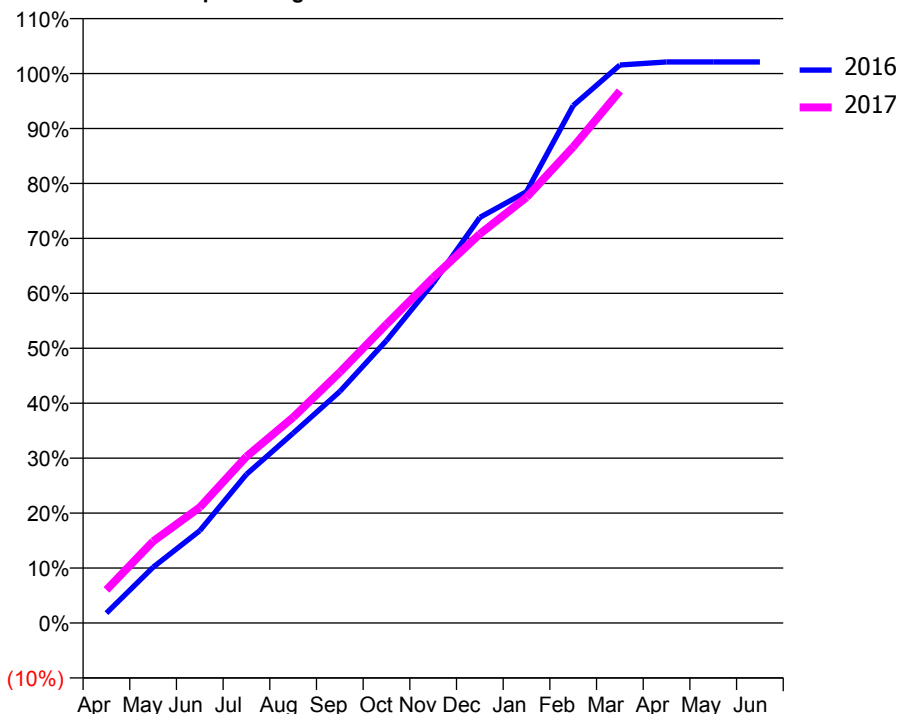
ACCESS*

Patients seen in 24 months	Total	Change since previous quarter
Quarter ending March 2016	7,677	
Quarter ending June 2016	8,100	↑
Quarter ending September 2016	8,074	→
Quarter ending December 2016	8,138	→
Quarter ending March 2017	8,097	→
Variance since March 2016	5.5%	↑



ACTIVITY

Cumulative percentage of contracted UDA delivered 2016 & 2017



Month	Adjusted Scheduled Activity (UDA)	
	2016	2017
April	367	1,218
May	2,052	3,007
June	3,399	4,261
July	5,477	6,127
August	6,987	7,574
September	8,527	9,233
October	10,402	11,000
November	12,510	12,719
December	14,932	14,320
January	15,877	15,670
February	19,053	17,530
March	20,544	19,586
April	20,657	
May	20,657	
June	20,657	

QUALITY

	Quantity	Base Number	Contract	AT	Region	England
% of FP17s for the same patient ID Re-attending within 3 months - Children	161	2,271	7.1%	11.5%	13.3%	12.3%
% of FP17s for the same patient ID Re-attending within 3 months - Adults	1,357	7,797	17.4%	15.6%	17.3%	16.7%
% of FP17s for the same patient ID Re-attending between 3 & 9 months - Children	1,121	2,271	49.4%	57.3%	58.9%	57.6%
% of FP17s for the same patient ID Re-attending between 3 & 9 months - Adults	3,304	7,797	42.4%	52.0%	52.2%	50.1%
% of FP17s for Band 1 Urgent Courses	1,103	9,390	11.7%	8.2%	9.2%	9.1%
% of FP17s Relating to Free Repair or Replacements	120	9,390	1.3%	1.2%	1.0%	0.8%
% of FP17s Relating to Continuations	202	9,390	2.2%	1.6%	1.4%	1.2%
% of Patients satisfied with the dentistry they have received	16	18	88.9%	93.3%	93.1%	92.8%
% of Patients satisfied with the time they had to wait for an appointment	17	18	94.4%	90.4%	89.5%	88.7%

* This is based on patients treated on this contract for their most recent course of treatment. Figures in italics indicate the base number of FP17s or Patient Questionnaire responses are less than 100. N/A is shown where the base number of responses is less than 10 during the period. % is calculated as Quantity/Base number*100

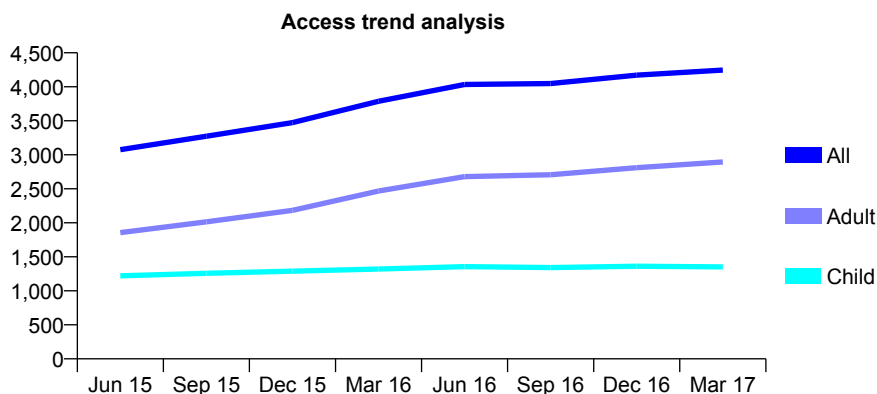
Q49 - Vital Signs At a Glance Contract Report for 181986/0001 - March 2017

Name or company name	Perfect Smile Laburnum Partnership
Contract type name	GDS Contract
Purpose of contract	General
Contract start date	01/07/2014
Contract end date	

16/17 Contracted general activity (UDA)	15,601
Carry forward general activity (UDA)	205
16/17 Contracted orthodontic activity (UOA)	0
Carry forward orthodontic activity (UOA)	0
Baseline contract value	£373,283.11

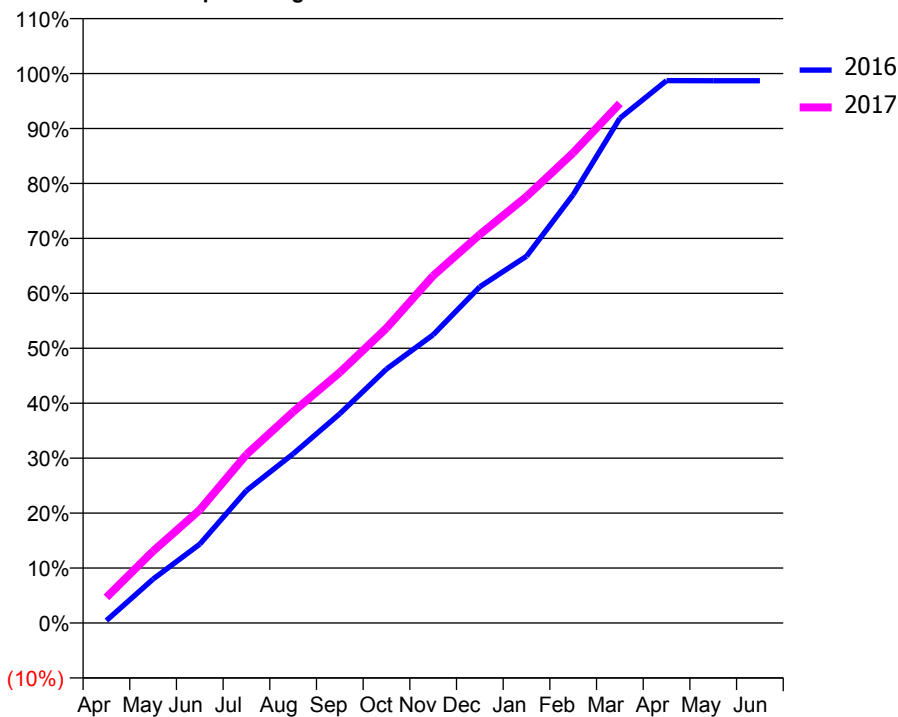
ACCESS*

Patients seen in 24 months	Total	Change since previous quarter
Quarter ending March 2016	3,788	
Quarter ending June 2016	4,034	↑
Quarter ending September 2016	4,049	→
Quarter ending December 2016	4,172	↑
Quarter ending March 2017	4,247	→
Variance since March 2016	12.1%	↑



ACTIVITY

Cumulative percentage of contracted UDA delivered 2016 & 2017



Month	Adjusted Scheduled Activity (UDA)	
	2016	2017
April	69	727
May	1,247	2,041
June	2,240	3,214
July	3,759	4,784
August	4,803	5,997
September	5,944	7,115
October	7,210	8,371
November	8,181	9,859
December	9,545	11,031
January	10,414	12,109
February	12,164	13,353
March	14,332	14,752
April	15,397	
May	15,396	
June	15,396	

QUALITY

	Quantity	Base Number	Contract	AT	Region	England
% of FP17s for the same patient ID Re-attending within 3 months - Children	104	1,966	5.3%	11.5%	13.3%	12.3%
% of FP17s for the same patient ID Re-attending within 3 months - Adults	690	3,967	17.4%	15.6%	17.3%	16.7%
% of FP17s for the same patient ID Re-attending between 3 & 9 months - Children	1,214	1,966	61.7%	57.3%	58.9%	57.6%
% of FP17s for the same patient ID Re-attending between 3 & 9 months - Adults	1,934	3,967	48.8%	52.0%	52.2%	50.1%
% of FP17s for Band 1 Urgent Courses	278	5,618	4.9%	8.2%	9.2%	9.1%
% of FP17s Relating to Free Repair or Replacements	22	5,618	0.4%	1.2%	1.0%	0.8%
% of FP17s Relating to Continuations	110	5,618	2.0%	1.6%	1.4%	1.2%
% of Patients satisfied with the dentistry they have received	9	10	90.0%	93.3%	93.1%	92.8%
% of Patients satisfied with the time they had to wait for an appointment	9	10	90.0%	90.4%	89.5%	88.7%

* This is based on patients treated on this contract for their most recent course of treatment. Figures in italics indicate the base number of FP17s or Patient Questionnaire responses are less than 100. N/A is shown where the base number of responses is less than 10 during the period. % is calculated as Quantity/Base number*100

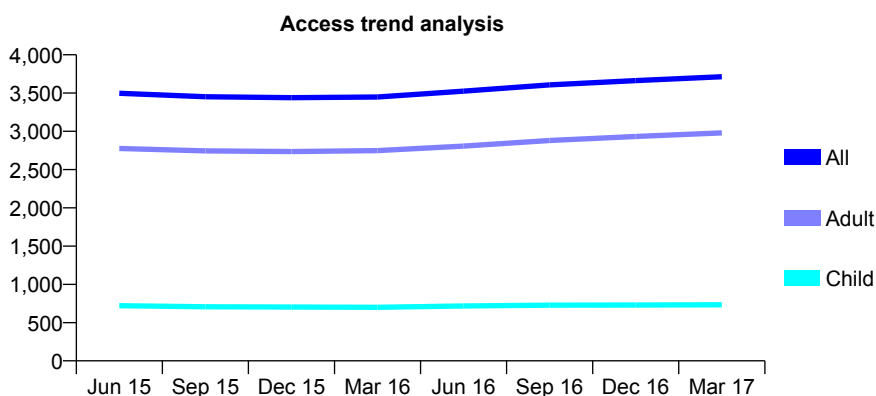
Q49 - Vital Signs At a Glance Contract Report for 182834/0001 - March 2017

Name or company name	Princes Street Dental Practice Limited
Contract type name	GDS Contract
Purpose of contract	General
Contract start date	01/04/2011
Contract end date	

16/17 Contracted general activity (UDA)	8,772
Carry forward general activity (UDA)	286
16/17 Contracted orthodontic activity (UOA)	0
Carry forward orthodontic activity (UOA)	0
Baseline contract value	£195,491.84

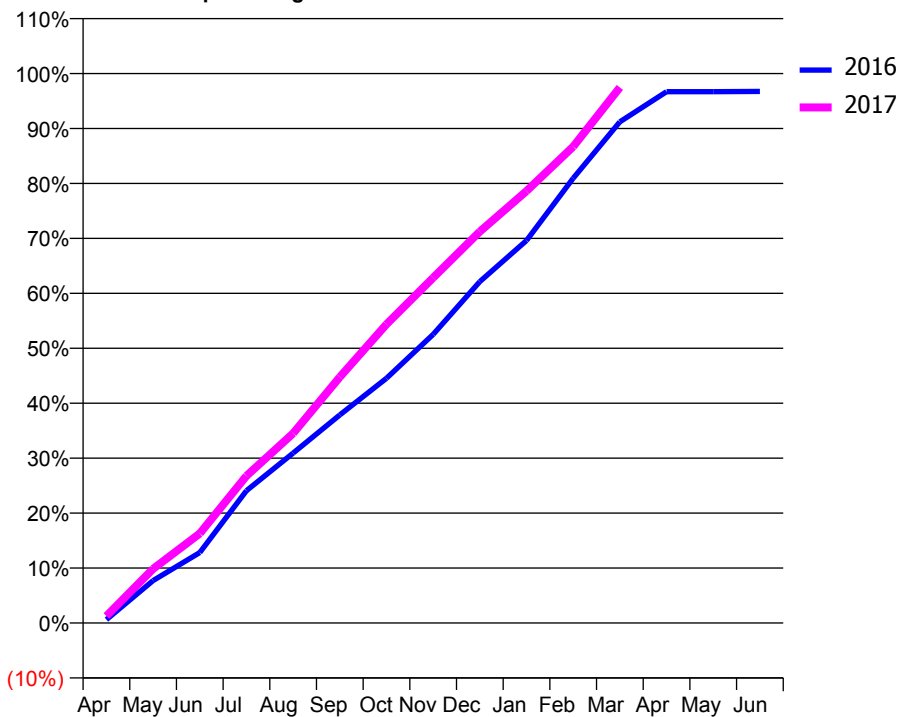
ACCESS*

Patients seen in 24 months	Total	Change since previous quarter
Quarter ending March 2016	3,448	
Quarter ending June 2016	3,525	↑
Quarter ending September 2016	3,607	↑
Quarter ending December 2016	3,662	→
Quarter ending March 2017	3,713	→
Variance since March 2016	7.7%	↑



ACTIVITY

Cumulative percentage of contracted UDA delivered 2016 & 2017



Adjusted Scheduled Activity (UDA)

Month	2016	2017
April	54	111
May	679	866
June	1,126	1,430
July	2,112	2,349
August	2,713	3,029
September	3,321	3,927
October	3,908	4,769
November	4,608	5,512
December	5,451	6,250
January	6,105	6,895
February	7,100	7,605
March	8,001	8,551
April	8,482	
May	8,483	
June	8,486	

QUALITY

	Quantity	Base Number	Contract	AT	Region	England
% of FP17s for the same patient ID Re-attending within 3 months - Children	78	1,139	6.8%	11.5%	13.3%	12.3%
% of FP17s for the same patient ID Re-attending within 3 months - Adults	685	4,041	17.0%	15.6%	17.3%	16.7%
% of FP17s for the same patient ID Re-attending between 3 & 9 months - Children	695	1,139	61.0%	57.3%	58.9%	57.6%
% of FP17s for the same patient ID Re-attending between 3 & 9 months - Adults	1,573	4,041	38.9%	52.0%	52.2%	50.1%
% of FP17s for Band 1 Urgent Courses	339	4,941	6.9%	8.2%	9.2%	9.1%
% of FP17s Relating to Free Repair or Replacements	98	4,941	2.0%	1.2%	1.0%	0.8%
% of FP17s Relating to Continuations	135	4,941	2.7%	1.6%	1.4%	1.2%
% of Patients satisfied with the dentistry they have received	5	5	N/A	93.3%	93.1%	92.8%
% of Patients satisfied with the time they had to wait for an appointment	5	5	N/A	90.4%	89.5%	88.7%

* This is based on patients treated on this contract for their most recent course of treatment. Figures in italics indicate the base number of FP17s or Patient Questionnaire responses are less than 100. N/A is shown where the base number of responses is less than 10 during the period. % is calculated as Quantity/Base number*100

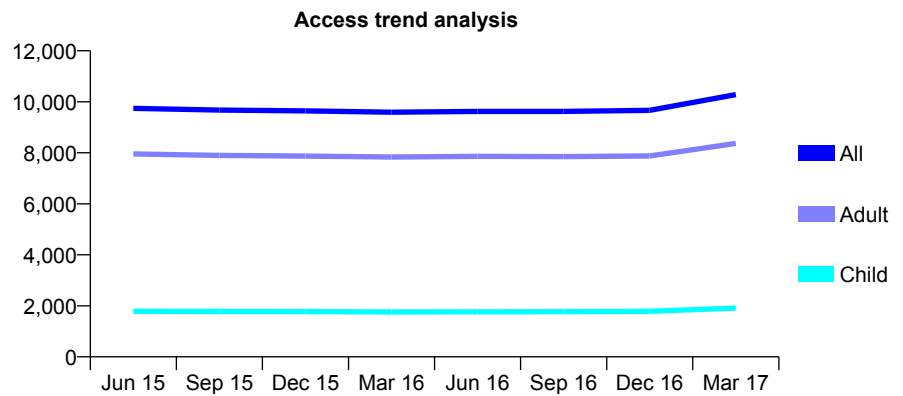
Q49 - Vital Signs At a Glance Contract Report for 183962/0001 - March 2017

Name or company name	Goodwin and Associates
Contract type name	Pilot Contract
Purpose of contract	General and Orthodontic
Contract start date	01/04/2008
Contract end date	

16/17 Contracted general activity (UDA)	14,876
Carry forward general activity (UDA)	0
16/17 Contracted orthodontic activity (UOA)	400
Carry forward orthodontic activity (UOA)	0
Baseline contract value	£764,307.29

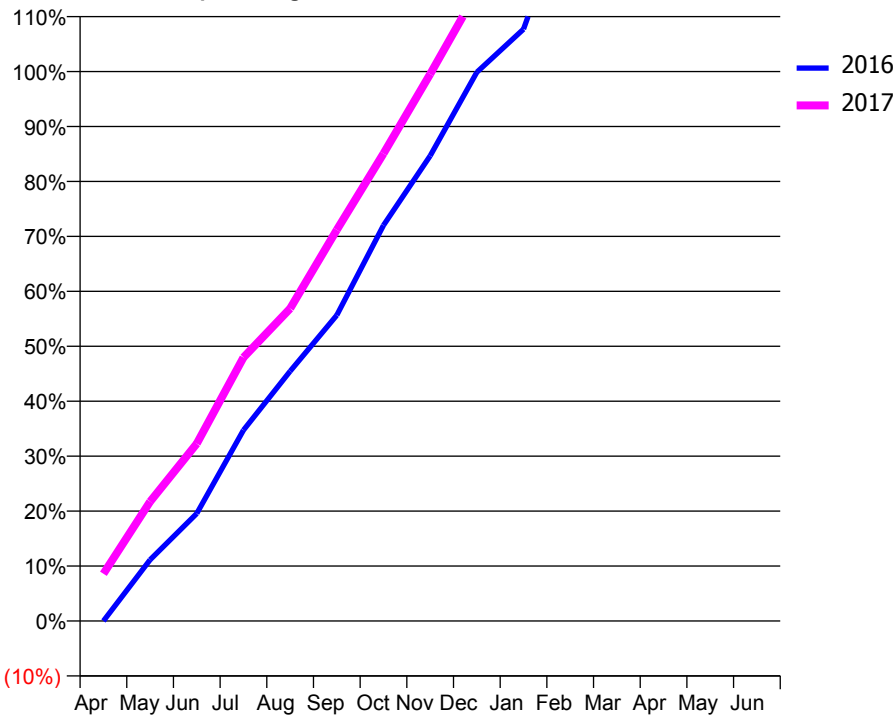
ACCESS*

Patients seen in 24 months	Total	Change since previous quarter
Quarter ending March 2016	9,592	
Quarter ending June 2016	9,624	→
Quarter ending September 2016	9,621	→
Quarter ending December 2016	9,663	→
Quarter ending March 2017	10,282	↑
Variance since March 2016	7.2%	↑



ACTIVITY

Cumulative percentage of contracted UDA delivered 2016 & 2017



Month	Adjusted Scheduled Activity (UDA)	
	2016	2017
April	0	1,281
May	1,660	3,234
June	2,911	4,802
July	5,169	7,136
August	6,764	8,459
September	8,280	10,589
October	10,712	12,656
November	12,594	14,805
December	14,856	17,026
January	16,023	19,029
February	19,490	21,633
March	21,425	24,429
April	22,478	
May	22,485	
June	22,501	

QUALITY

	Quantity	Base Number	Contract	AT	Region	England
% of FP17s for the same patient ID Re-attending within 3 months - Children	312	3,392	9.2%	11.5%	13.3%	12.3%
% of FP17s for the same patient ID Re-attending within 3 months - Adults	1,882	12,023	15.7%	15.6%	17.3%	16.7%
% of FP17s for the same patient ID Re-attending between 3 & 9 months - Children	2,289	3,392	67.5%	57.3%	58.9%	57.6%
% of FP17s for the same patient ID Re-attending between 3 & 9 months - Adults	5,669	12,023	47.2%	52.0%	52.2%	50.1%
% of FP17s for Band 1 Urgent Courses	1,575	14,825	10.6%	8.2%	9.2%	9.1%
% of FP17s Relating to Free Repair or Replacements	65	14,825	0.4%	1.2%	1.0%	0.8%
% of FP17s Relating to Continuations	96	14,825	0.6%	1.6%	1.4%	1.2%
% of Patients satisfied with the dentistry they have received	10	13	76.9%	93.3%	93.1%	92.8%
% of Patients satisfied with the time they had to wait for an appointment	11	13	84.6%	90.4%	89.5%	88.7%

* This is based on patients treated on this contract for their most recent course of treatment. Figures in italics indicate the base number of FP17s or Patient Questionnaire responses are less than 100. N/A is shown where the base number of responses is less than 10 during the period. % is calculated as Quantity/Base number*100

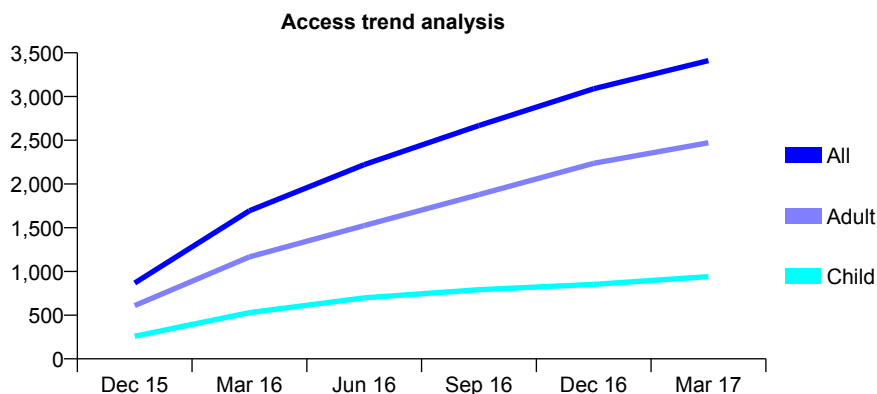
Q49 - Vital Signs At a Glance Contract Report for 185590/0001 - March 2017

Name or company name	The Grange Dental Centre
Contract type name	GDS Contract
Purpose of contract	General
Contract start date	01/10/2015
Contract end date	

16/17 Contracted general activity (UDA)	7,288
Carry forward general activity (UDA)	157
16/17 Contracted orthodontic activity (UOA)	0
Carry forward orthodontic activity (UOA)	0
Baseline contract value	£156,324.75

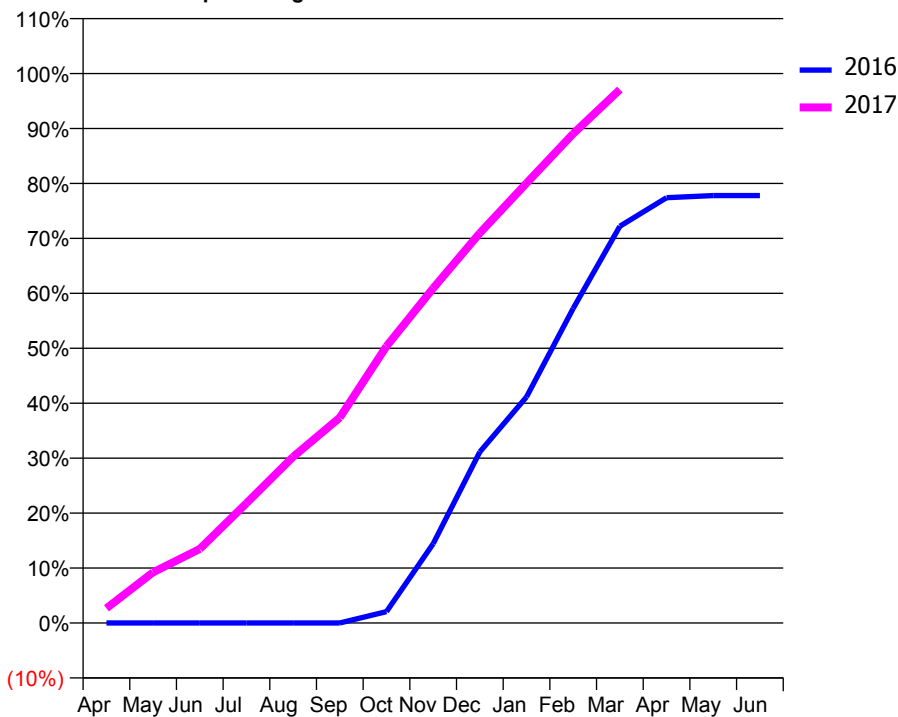
ACCESS*

Patients seen in 24 months	Total	Change since previous quarter
Quarter ending March 2016	1,694	
Quarter ending June 2016	2,221	↑
Quarter ending September 2016	2,668	↑
Quarter ending December 2016	3,089	↑
Quarter ending March 2017	3,411	↑
Variance since March 2016	101.4%	↑



ACTIVITY

Cumulative percentage of contracted UDA delivered 2016 & 2017



Month	Adjusted Scheduled Activity (UDA)	
	2016	2017
April	0	195
May	0	672
June	0	982
July	0	1,589
August	0	2,204
September	0	2,724
October	76	3,671
November	525	4,439
December	1,132	5,172
January	1,495	5,834
February	2,081	6,490
March	2,624	7,074
April	2,813	
May	2,827	
June	2,827	

QUALITY

	Quantity	Base Number	Contract	AT	Region	England
% of FP17s for the same patient ID Re-attending within 3 months - Children	115	1,543	7.5%	11.5%	13.3%	12.3%
% of FP17s for the same patient ID Re-attending within 3 months - Adults	496	3,460	14.3%	15.6%	17.3%	16.7%
% of FP17s for the same patient ID Re-attending between 3 & 9 months - Children	789	1,543	51.1%	57.3%	58.9%	57.6%
% of FP17s for the same patient ID Re-attending between 3 & 9 months - Adults	1,267	3,460	36.6%	52.0%	52.2%	50.1%
% of FP17s for Band 1 Urgent Courses	397	3,859	10.3%	8.2%	9.2%	9.1%
% of FP17s Relating to Free Repair or Replacements	29	3,859	0.8%	1.2%	1.0%	0.8%
% of FP17s Relating to Continuations	29	3,859	0.8%	1.6%	1.4%	1.2%
% of Patients satisfied with the dentistry they have received	5	5	N/A	93.3%	93.1%	92.8%
% of Patients satisfied with the time they had to wait for an appointment	5	5	N/A	90.4%	89.5%	88.7%

* This is based on patients treated on this contract for their most recent course of treatment. Figures in italics indicate the base number of FP17s or Patient Questionnaire responses are less than 100. N/A is shown where the base number of responses is less than 10 during the period. % is calculated as Quantity/Base number*100

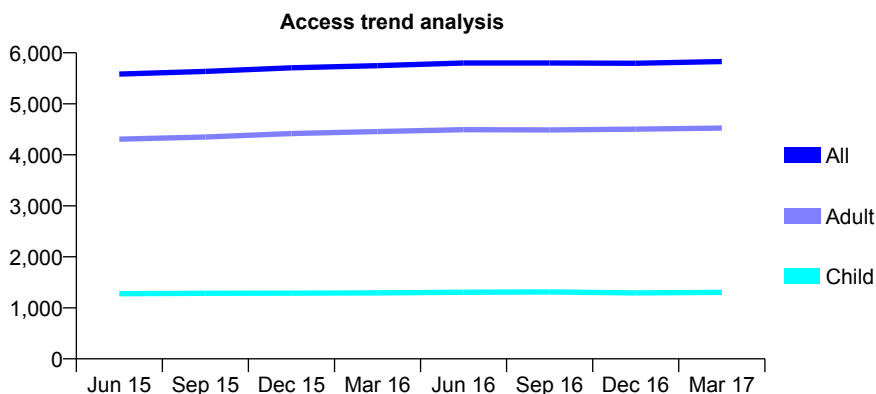
Q49 - Vital Signs At a Glance Contract Report for 185957/0001 - March 2017

Name or company name	T. S. Lalli Limited
Contract type name	GDS Contract
Purpose of contract	General
Contract start date	01/11/2006
Contract end date	

16/17 Contracted general activity (UDA)	13,428
Carry forward general activity (UDA)	0
16/17 Contracted orthodontic activity (UOA)	0
Carry forward orthodontic activity (UOA)	0
Baseline contract value	£379,280.08

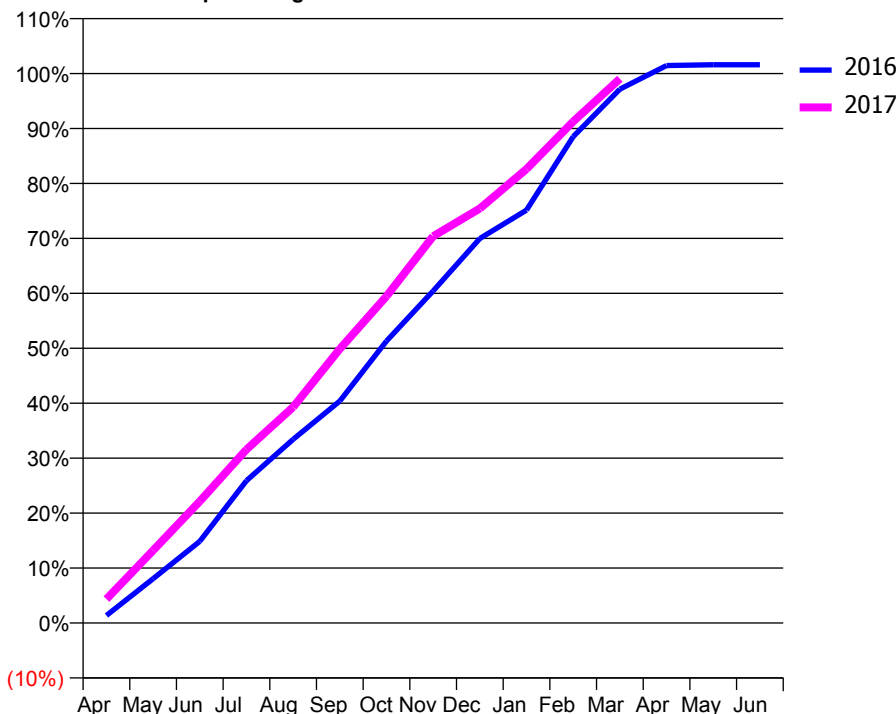
ACCESS*

Patients seen in 24 months	Total	Change since previous quarter
Quarter ending March 2016	5,748	
Quarter ending June 2016	5,801	→
Quarter ending September 2016	5,800	→
Quarter ending December 2016	5,796	→
Quarter ending March 2017	5,829	→
Variance since March 2016	1.4%	→



ACTIVITY

Cumulative percentage of contracted UDA delivered 2016 & 2017



QUALITY

	Quantity	Base Number	Contract	AT	Region	England
% of FP17s for the same patient ID Re-attending within 3 months - Children	86	1,662	5.2%	11.5%	13.3%	12.3%
% of FP17s for the same patient ID Re-attending within 3 months - Adults	878	5,979	14.7%	15.6%	17.3%	16.7%
% of FP17s for the same patient ID Re-attending between 3 & 9 months - Children	949	1,662	57.1%	57.3%	58.9%	57.6%
% of FP17s for the same patient ID Re-attending between 3 & 9 months - Adults	3,015	5,979	50.4%	52.0%	52.2%	50.1%
% of FP17s for Band 1 Urgent Courses	434	7,305	5.9%	8.2%	9.2%	9.1%
% of FP17s Relating to Free Repair or Replacements	44	7,305	0.6%	1.2%	1.0%	0.8%
% of FP17s Relating to Continuations	59	7,305	0.8%	1.6%	1.4%	1.2%
% of Patients satisfied with the dentistry they have received	50	53	94.3%	93.3%	93.1%	92.8%
% of Patients satisfied with the time they had to wait for an appointment	48	53	90.6%	90.4%	89.5%	88.7%

* This is based on patients treated on this contract for their most recent course of treatment. Figures in italics indicate the base number of FP17s or Patient Questionnaire responses are less than 100. N/A is shown where the base number of responses is less than 10 during the period. % is calculated as Quantity/Base number*100

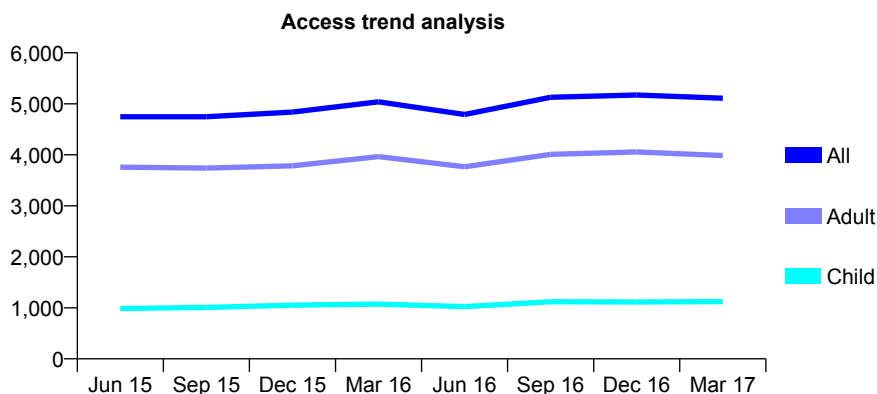
Q49 - Vital Signs At a Glance Contract Report for 186481/0001 - March 2017

Name or company name	Bensham and Sunnyside Dental Practices
Contract type name	GDS Contract
Purpose of contract	General
Contract start date	12/07/2013
Contract end date	

16/17 Contracted general activity (UDA)	18,310
Carry forward general activity (UDA)	0
16/17 Contracted orthodontic activity (UOA)	0
Carry forward orthodontic activity (UOA)	0
Baseline contract value	£433,145.81

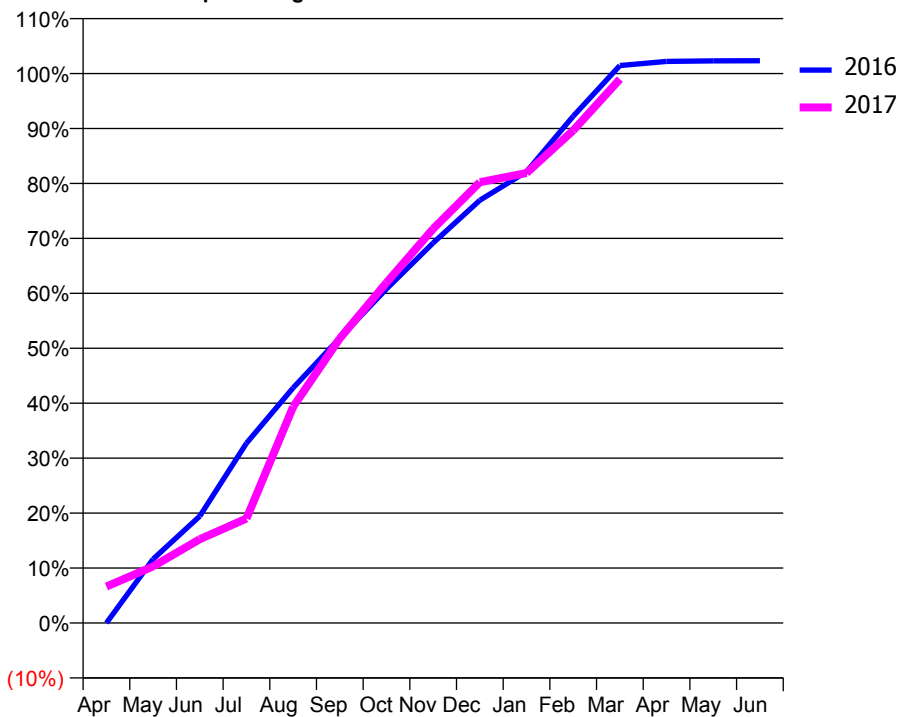
ACCESS*

Patients seen in 24 months	Total	Change since previous quarter
Quarter ending March 2016	5,039	
Quarter ending June 2016	4,790	↓
Quarter ending September 2016	5,129	↑
Quarter ending December 2016	5,172	→
Quarter ending March 2017	5,109	↓
Variance since March 2016	1.4%	→



ACTIVITY

Cumulative percentage of contracted UDA delivered 2016 & 2017



Month	Adjusted Scheduled Activity (UDA)	
	2016	2017
April	0	1,213
May	2,132	1,884
June	3,560	2,792
July	5,990	3,479
August	7,838	7,204
September	9,497	9,485
October	11,135	11,340
November	12,664	13,137
December	14,087	14,687
January	15,037	14,993
February	16,887	16,410
March	18,575	18,122
April	18,715	
May	18,732	
June	18,737	

QUALITY

	Quantity	Base Number	Contract	AT	Region	England
% of FP17s for the same patient ID Re-attending within 3 months - Children	129	1,250	10.3%	11.5%	13.3%	12.3%
% of FP17s for the same patient ID Re-attending within 3 months - Adults	939	4,454	21.1%	15.6%	17.3%	16.7%
% of FP17s for the same patient ID Re-attending between 3 & 9 months - Children	512	1,250	41.0%	57.3%	58.9%	57.6%
% of FP17s for the same patient ID Re-attending between 3 & 9 months - Adults	1,541	4,454	34.6%	52.0%	52.2%	50.1%
% of FP17s for Band 1 Urgent Courses	598	5,604	10.7%	8.2%	9.2%	9.1%
% of FP17s Relating to Free Repair or Replacements	25	5,604	0.4%	1.2%	1.0%	0.8%
% of FP17s Relating to Continuations	135	5,604	2.4%	1.6%	1.4%	1.2%
% of Patients satisfied with the dentistry they have received	16	17	94.1%	93.3%	93.1%	92.8%
% of Patients satisfied with the time they had to wait for an appointment	15	17	88.2%	90.4%	89.5%	88.7%

* This is based on patients treated on this contract for their most recent course of treatment. Figures in italics indicate the base number of FP17s or Patient Questionnaire responses are less than 100. N/A is shown where the base number of responses is less than 10 during the period. % is calculated as Quantity/Base number*100

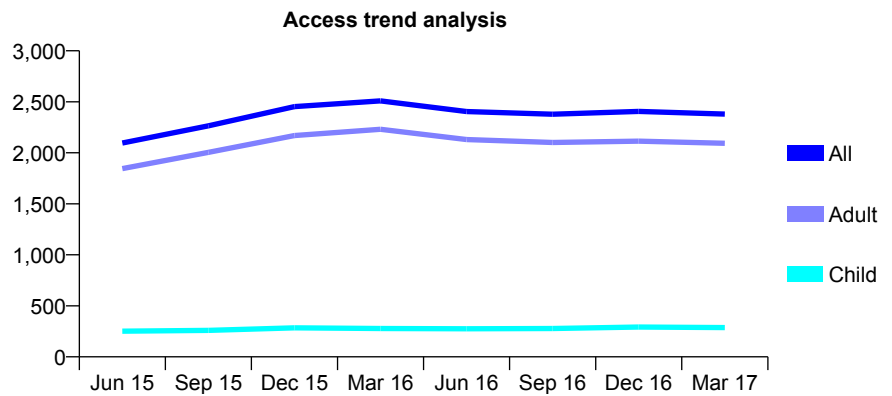
Q49 - Vital Signs At a Glance Contract Report for 187879/0001 - March 2017

Name or company name	Newcastle Dental Care Practice Partnership
Contract type name	GDS Contract
Purpose of contract	General
Contract start date	01/03/2014
Contract end date	

16/17 Contracted general activity (UDA)	14,000
Carry forward general activity (UDA)	0
16/17 Contracted orthodontic activity (UOA)	0
Carry forward orthodontic activity (UOA)	0
Baseline contract value	£422,696.56

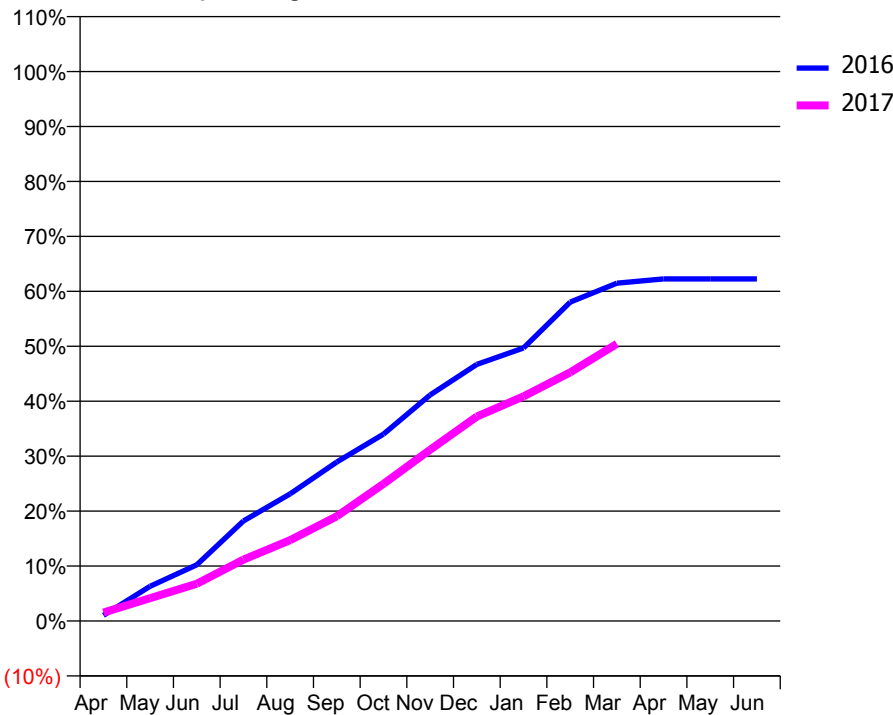
ACCESS*

Patients seen in 24 months	Total	Change since previous quarter
Quarter ending March 2016	2,509	
Quarter ending June 2016	2,405	↓
Quarter ending September 2016	2,379	↓
Quarter ending December 2016	2,406	→
Quarter ending March 2017	2,380	↓
Variance since March 2016	(5.1%)	↓



ACTIVITY

Cumulative percentage of contracted UDA delivered 2016 & 2017



Month	Adjusted Scheduled Activity (UDA)	
	2016	2017
April	144	217
May	886	584
June	1,433	949
July	2,550	1,564
August	3,240	2,059
September	4,051	2,667
October	4,762	3,495
November	5,761	4,363
December	6,537	5,209
January	6,957	5,724
February	8,126	6,334
March	8,608	7,060
April	8,715	
May	8,715	
June	8,715	

QUALITY

	Quantity	Base Number	Contract	AT	Region	England
% of FP17s for the same patient ID Re-attending within 3 months - Children	22	383	5.7%	11.5%	13.3%	12.3%
% of FP17s for the same patient ID Re-attending within 3 months - Adults	304	2,465	12.3%	15.6%	17.3%	16.7%
% of FP17s for the same patient ID Re-attending between 3 & 9 months - Children	214	383	55.9%	57.3%	58.9%	57.6%
% of FP17s for the same patient ID Re-attending between 3 & 9 months - Adults	1,213	2,465	49.2%	52.0%	52.2%	50.1%
% of FP17s for Band 1 Urgent Courses	215	2,792	7.7%	8.2%	9.2%	9.1%
% of FP17s Relating to Free Repair or Replacements	30	2,792	1.1%	1.2%	1.0%	0.8%
% of FP17s Relating to Continuations	56	2,792	2.0%	1.6%	1.4%	1.2%
% of Patients satisfied with the dentistry they have received	1	1	N/A	93.3%	93.1%	92.8%
% of Patients satisfied with the time they had to wait for an appointment	1	1	N/A	90.4%	89.5%	88.7%

* This is based on patients treated on this contract for their most recent course of treatment. Figures in italics indicate the base number of FP17s or Patient Questionnaire responses are less than 100. N/A is shown where the base number of responses is less than 10 during the period. % is calculated as Quantity/Base number*100

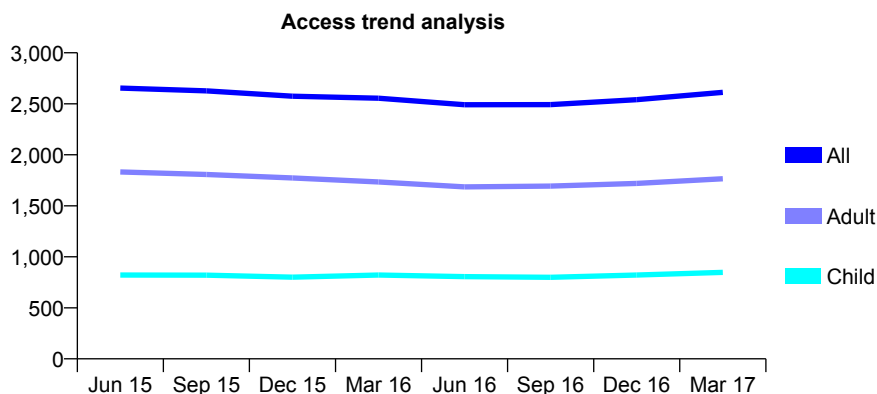
Q49 - Vital Signs At a Glance Contract Report for 193372/0001 - March 2017

Name or company name	Alistair Bartlett Dental Practice Limited
Contract type name	GDS Contract
Purpose of contract	General
Contract start date	01/08/2012
Contract end date	

16/17 Contracted general activity (UDA)	7,887
Carry forward general activity (UDA)	18
16/17 Contracted orthodontic activity (UOA)	0
Carry forward orthodontic activity (UOA)	0
Baseline contract value	£200,079.00

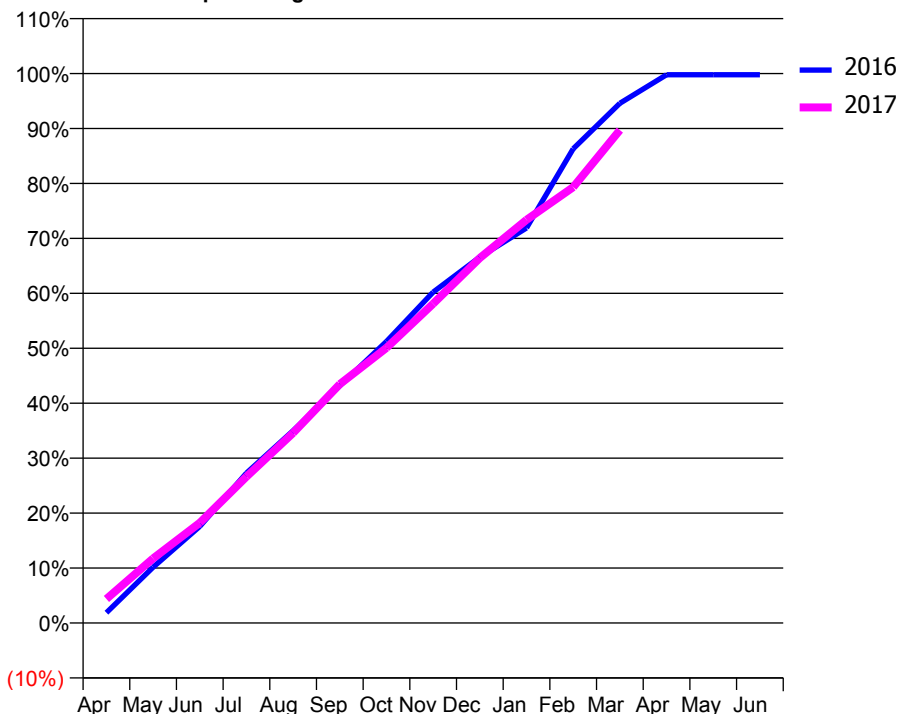
ACCESS*

Patients seen in 24 months	Total	Change since previous quarter
Quarter ending March 2016	2,555	
Quarter ending June 2016	2,491	↓
Quarter ending September 2016	2,492	→
Quarter ending December 2016	2,541	→
Quarter ending March 2017	2,613	↑
Variance since March 2016	2.3%	↑



ACTIVITY

Cumulative percentage of contracted UDA delivered 2016 & 2017



Month	Adjusted Scheduled Activity (UDA)	
	2016	2017
April	148	346
May	802	927
June	1,387	1,438
July	2,153	2,100
August	2,762	2,728
September	3,405	3,429
October	4,042	3,949
November	4,749	4,582
December	5,253	5,240
January	5,671	5,786
February	6,808	6,256
March	7,459	7,075
April	7,869	
May	7,869	
June	7,869	

QUALITY

	Quantity	Base Number	Contract	AT	Region	England
% of FP17s for the same patient ID Re-attending within 3 months - Children	100	1,281	7.8%	11.5%	13.3%	12.3%
% of FP17s for the same patient ID Re-attending within 3 months - Adults	332	2,501	13.3%	15.6%	17.3%	16.7%
% of FP17s for the same patient ID Re-attending between 3 & 9 months - Children	781	1,281	61.0%	57.3%	58.9%	57.6%
% of FP17s for the same patient ID Re-attending between 3 & 9 months - Adults	1,440	2,501	57.6%	52.0%	52.2%	50.1%
% of FP17s for Band 1 Urgent Courses	241	3,620	6.7%	8.2%	9.2%	9.1%
% of FP17s Relating to Free Repair or Replacements	26	3,620	0.7%	1.2%	1.0%	0.8%
% of FP17s Relating to Continuations	18	3,620	0.5%	1.6%	1.4%	1.2%
% of Patients satisfied with the dentistry they have received	4	4	N/A	93.3%	93.1%	92.8%
% of Patients satisfied with the time they had to wait for an appointment	4	4	N/A	90.4%	89.5%	88.7%

* This is based on patients treated on this contract for their most recent course of treatment. Figures in italics indicate the base number of FP17s or Patient Questionnaire responses are less than 100. N/A is shown where the base number of responses is less than 10 during the period. % is calculated as Quantity/Base number*100

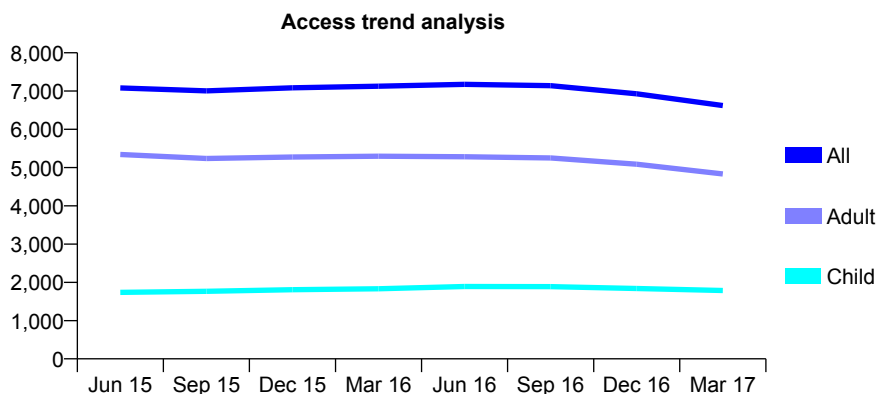
Q49 - Vital Signs At a Glance Contract Report for 193372/0002 - March 2017

Name or company name	Alistair Bartlett Dental Practice Limited
Contract type name	GDS Contract
Purpose of contract	General
Contract start date	01/08/2012
Contract end date	

16/17 Contracted general activity (UDA)	19,000
Carry forward general activity (UDA)	-193
16/17 Contracted orthodontic activity (UOA)	0
Carry forward orthodontic activity (UOA)	0
Baseline contract value	£520,975.61

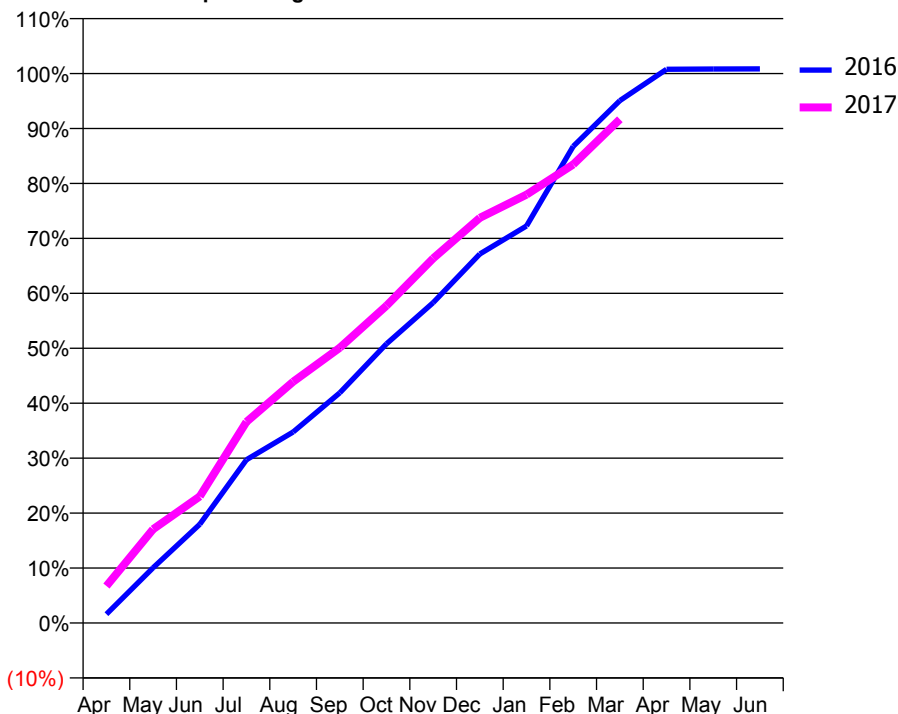
ACCESS*

Patients seen in 24 months	Total	Change since previous quarter
Quarter ending March 2016	7,127	
Quarter ending June 2016	7,175	→
Quarter ending September 2016	7,141	→
Quarter ending December 2016	6,927	↓
Quarter ending March 2017	6,620	↓
Variance since March 2016	(7.1%)	↓



ACTIVITY

Cumulative percentage of contracted UDA delivered 2016 & 2017



Month	Adjusted Scheduled Activity (UDA)	
	2016	2017
April	372	1,280
May	2,306	3,245
June	4,113	4,378
July	6,807	6,954
August	7,960	8,342
September	9,594	9,517
October	11,632	10,970
November	13,353	12,606
December	15,378	14,011
January	16,547	14,814
February	19,867	15,853
March	21,775	17,416
April	23,076	
May	23,086	
June	23,095	

QUALITY

	Quantity	Base Number	Contract	AT	Region	England
% of FP17s for the same patient ID Re-attending within 3 months - Children	315	2,585	12.2%	11.5%	13.3%	12.3%
% of FP17s for the same patient ID Re-attending within 3 months - Adults	1,108	6,157	18.0%	15.6%	17.3%	16.7%
% of FP17s for the same patient ID Re-attending between 3 & 9 months - Children	1,370	2,585	53.0%	57.3%	58.9%	57.6%
% of FP17s for the same patient ID Re-attending between 3 & 9 months - Adults	3,196	6,157	51.9%	52.0%	52.2%	50.1%
% of FP17s for Band 1 Urgent Courses	697	8,145	8.6%	8.2%	9.2%	9.1%
% of FP17s Relating to Free Repair or Replacements	171	8,145	2.1%	1.2%	1.0%	0.8%
% of FP17s Relating to Continuations	117	8,145	1.4%	1.6%	1.4%	1.2%
% of Patients satisfied with the dentistry they have received	2	4	N/A	93.3%	93.1%	92.8%
% of Patients satisfied with the time they had to wait for an appointment	3	4	N/A	90.4%	89.5%	88.7%

* This is based on patients treated on this contract for their most recent course of treatment. Figures in italics indicate the base number of FP17s or Patient Questionnaire responses are less than 100. N/A is shown where the base number of responses is less than 10 during the period. % is calculated as Quantity/Base number*100

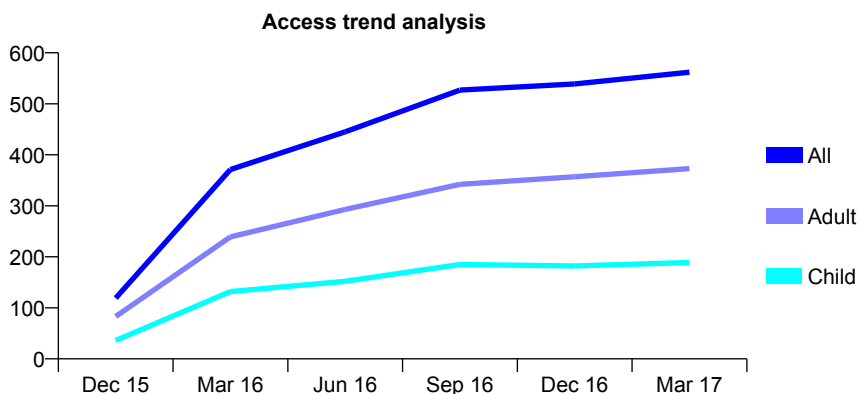
Q49 - Vital Signs At a Glance Contract Report for 194948/0001 - March 2017

Name or company name	Wessington Way Dental Practice
Contract type name	GDS Contract
Purpose of contract	General
Contract start date	01/10/2015
Contract end date	

16/17 Contracted general activity (UDA)	2,400
Carry forward general activity (UDA)	0
16/17 Contracted orthodontic activity (UOA)	0
Carry forward orthodontic activity (UOA)	0
Baseline contract value	£58,960.40

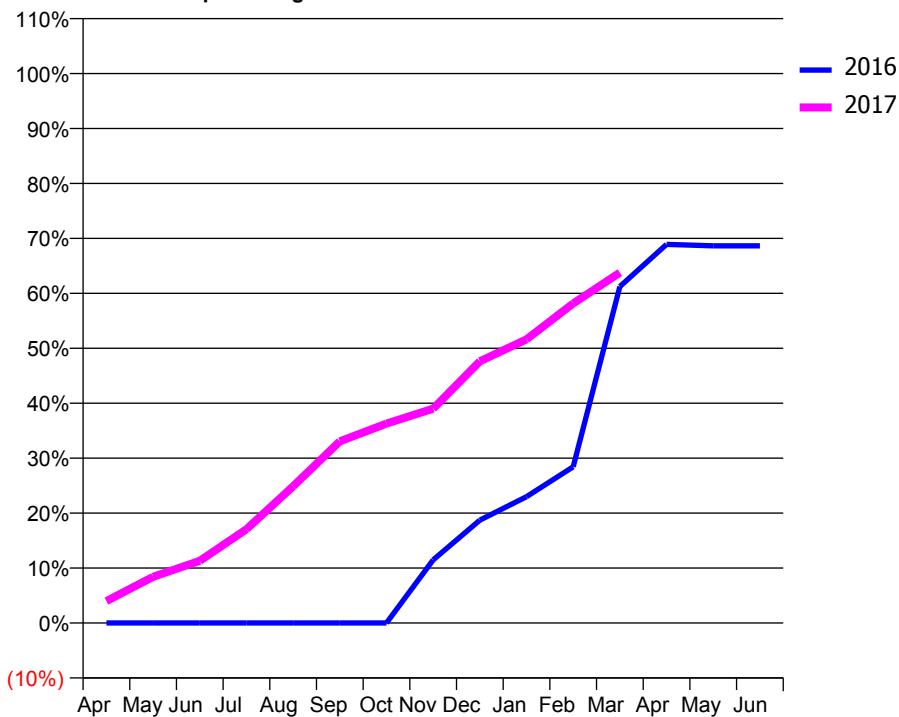
ACCESS*

Patients seen in 24 months	Total	Change since previous quarter
Quarter ending March 2016	371	
Quarter ending June 2016	445	↑
Quarter ending September 2016	527	↑
Quarter ending December 2016	539	↑
Quarter ending March 2017	562	↑
Variance since March 2016	51.5%	↑



ACTIVITY

Cumulative percentage of contracted UDA delivered 2016 & 2017



Month	Adjusted Scheduled Activity (UDA)	
	2016	2017
April	0	96
May	0	202
June	0	272
July	0	410
August	0	597
September	0	794
October	0	871
November	138	936
December	225	1,143
January	276	1,239
February	341	1,396
March	735	1,530
April	827	
May	824	
June	824	

QUALITY

	Quantity	Base Number	Contract	AT	Region	England
% of FP17s for the same patient ID Re-attending within 3 months - Children	24	336	7.1%	11.5%	13.3%	12.3%
% of FP17s for the same patient ID Re-attending within 3 months - Adults	87	630	13.8%	15.6%	17.3%	16.7%
% of FP17s for the same patient ID Re-attending between 3 & 9 months - Children	180	336	53.6%	57.3%	58.9%	57.6%
% of FP17s for the same patient ID Re-attending between 3 & 9 months - Adults	360	630	57.1%	52.0%	52.2%	50.1%
% of FP17s for Band 1 Urgent Courses	66	905	7.3%	8.2%	9.2%	9.1%
% of FP17s Relating to Free Repair or Replacements	7	905	0.8%	1.2%	1.0%	0.8%
% of FP17s Relating to Continuations	11	905	1.2%	1.6%	1.4%	1.2%
% of Patients satisfied with the dentistry they have received	1	1	N/A	93.3%	93.1%	92.8%
% of Patients satisfied with the time they had to wait for an appointment	1	1	N/A	90.4%	89.5%	88.7%

* This is based on patients treated on this contract for their most recent course of treatment. Figures in italics indicate the base number of FP17s or Patient Questionnaire responses are less than 100. N/A is shown where the base number of responses is less than 10 during the period. % is calculated as Quantity/Base number*100

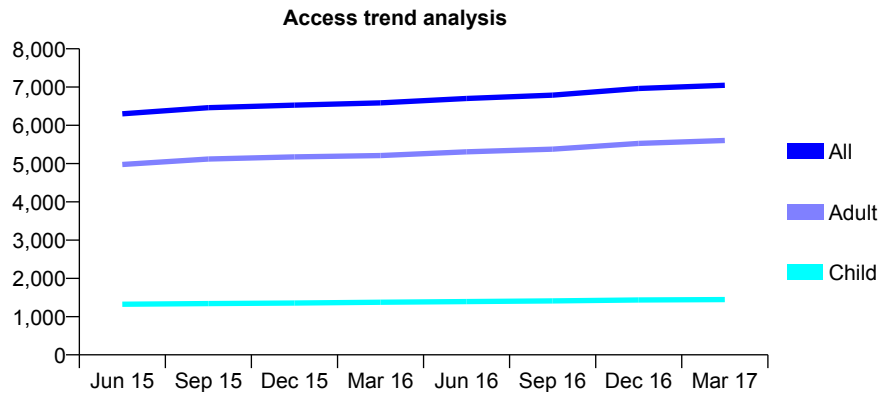
Q49 - Vital Signs At a Glance Contract Report for 196851/0001 - March 2017

Name or company name	Low Fell Dental Practice
Contract type name	GDS Contract
Purpose of contract	General
Contract start date	01/10/2013
Contract end date	

16/17 Contracted general activity (UDA)	25,488
Carry forward general activity (UDA)	0
16/17 Contracted orthodontic activity (UOA)	0
Carry forward orthodontic activity (UOA)	0
Baseline contract value	£738,814.24

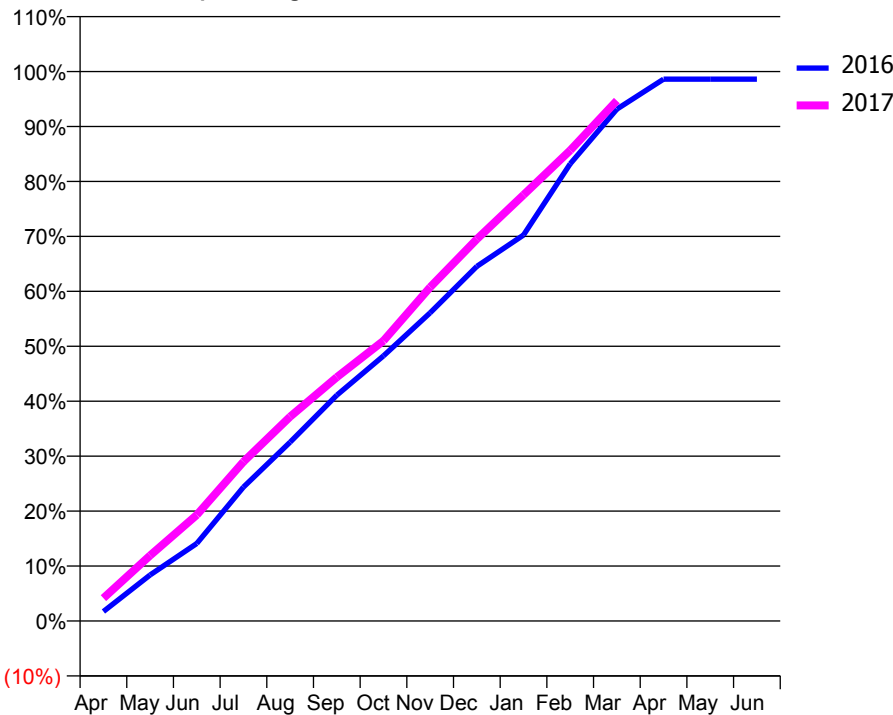
ACCESS*

Patients seen in 24 months	Total	Change since previous quarter
Quarter ending March 2016	6,586	
Quarter ending June 2016	6,700	→
Quarter ending September 2016	6,787	→
Quarter ending December 2016	6,962	↑
Quarter ending March 2017	7,048	→
Variance since March 2016	7.0%	↑



ACTIVITY

Cumulative percentage of contracted UDA delivered 2016 & 2017



Month	Adjusted Scheduled Activity (UDA)	
	2016	2017
April	437	1,063
May	2,118	3,040
June	3,563	4,920
July	6,154	7,391
August	8,217	9,481
September	10,372	11,308
October	12,176	13,000
November	14,154	15,483
December	16,288	17,714
January	17,723	19,766
February	20,994	21,828
March	23,505	24,135
April	24,882	
May	24,887	
June	24,887	

QUALITY

	Quantity	Base Number	Contract	AT	Region	England
% of FP17s for the same patient ID Re-attending within 3 months - Children	137	2,419	5.7%	11.5%	13.3%	12.3%
% of FP17s for the same patient ID Re-attending within 3 months - Adults	1,102	8,863	12.4%	15.6%	17.3%	16.7%
% of FP17s for the same patient ID Re-attending between 3 & 9 months - Children	1,724	2,419	71.3%	57.3%	58.9%	57.6%
% of FP17s for the same patient ID Re-attending between 3 & 9 months - Adults	5,910	8,863	66.7%	52.0%	52.2%	50.1%
% of FP17s for Band 1 Urgent Courses	625	10,864	5.8%	8.2%	9.2%	9.1%
% of FP17s Relating to Free Repair or Replacements	85	10,864	0.8%	1.2%	1.0%	0.8%
% of FP17s Relating to Continuations	197	10,864	1.8%	1.6%	1.4%	1.2%
% of Patients satisfied with the dentistry they have received	11	12	91.7%	93.3%	93.1%	92.8%
% of Patients satisfied with the time they had to wait for an appointment	12	12	100.0%	90.4%	89.5%	88.7%

* This is based on patients treated on this contract for their most recent course of treatment. Figures in italics indicate the base number of FP17s or Patient Questionnaire responses are less than 100. N/A is shown where the base number of responses is less than 10 during the period. % is calculated as Quantity/Base number*100

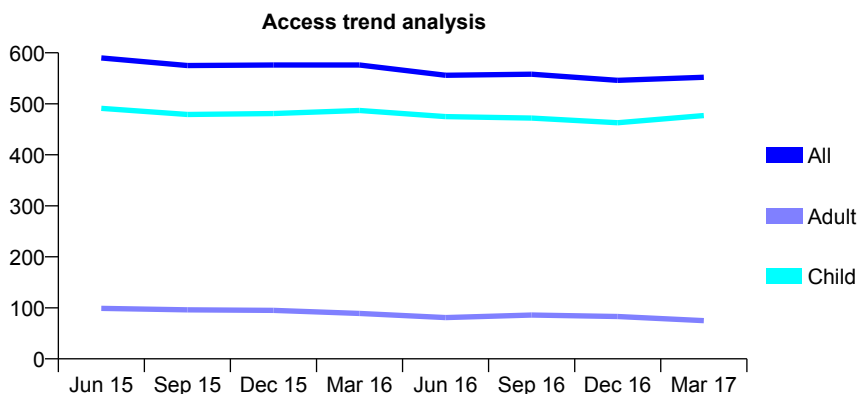
Q49 - Vital Signs At a Glance Contract Report for 203947/0001 - March 2017

Name or company name	Campbell and Wilson Dental Practice
Contract type name	GDS Contract
Purpose of contract	General
Contract start date	01/07/2012
Contract end date	

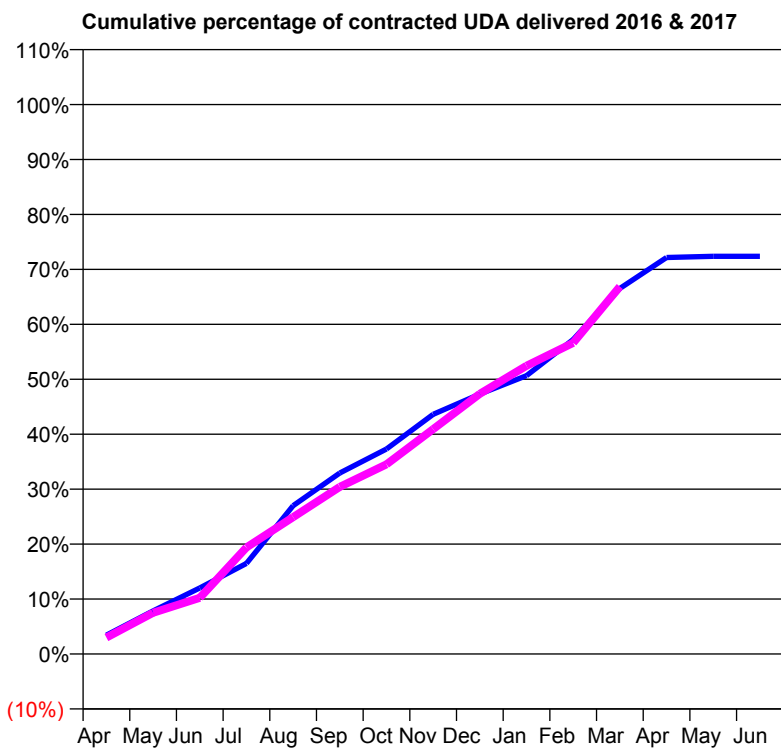
16/17 Contracted general activity (UDA)	1,839
Carry forward general activity (UDA)	0
16/17 Contracted orthodontic activity (UOA)	0
Carry forward orthodontic activity (UOA)	0
Baseline contract value	£43,485.01

ACCESS*

Patients seen in 24 months	Total	Change since previous quarter
Quarter ending March 2016	576	
Quarter ending June 2016	556	↓
Quarter ending September 2016	558	→
Quarter ending December 2016	546	↓
Quarter ending March 2017	552	→
Variance since March 2016	(4.2%)	↓



ACTIVITY



Month	Adjusted Scheduled Activity (UDA)	
	2016	2017
April	63	55
May	144	138
June	221	188
July	303	357
August	497	458
September	606	559
October	686	635
November	802	753
December	870	871
January	931	965
February	1,053	1,041
March	1,223	1,230
April	1,327	
May	1,331	
June	1,331	

QUALITY

	Quantity	Base Number	Contract	AT	Region	England
% of FP17s for the same patient ID Re-attending within 3 months - Children	132	988	13.4%	11.5%	13.3%	12.3%
% of FP17s for the same patient ID Re-attending within 3 months - Adults	3	14	21.4%	15.6%	17.3%	16.7%
% of FP17s for the same patient ID Re-attending between 3 & 9 months - Children	685	988	69.3%	57.3%	58.9%	57.6%
% of FP17s for the same patient ID Re-attending between 3 & 9 months - Adults	9	14	64.3%	52.0%	52.2%	50.1%
% of FP17s for Band 1 Urgent Courses	14	929	1.5%	8.2%	9.2%	9.1%
% of FP17s Relating to Free Repair or Replacements	0	929	0.0%	1.2%	1.0%	0.8%
% of FP17s Relating to Continuations	12	929	1.3%	1.6%	1.4%	1.2%
% of Patients satisfied with the dentistry they have received	0	0	N/A	93.3%	93.1%	92.8%
% of Patients satisfied with the time they had to wait for an appointment	0	0	N/A	90.4%	89.5%	88.7%

* This is based on patients treated on this contract for their most recent course of treatment. Figures in italics indicate the base number of FP17s or Patient Questionnaire responses are less than 100. N/A is shown where the base number of responses is less than 10 during the period. % is calculated as Quantity/Base number*100

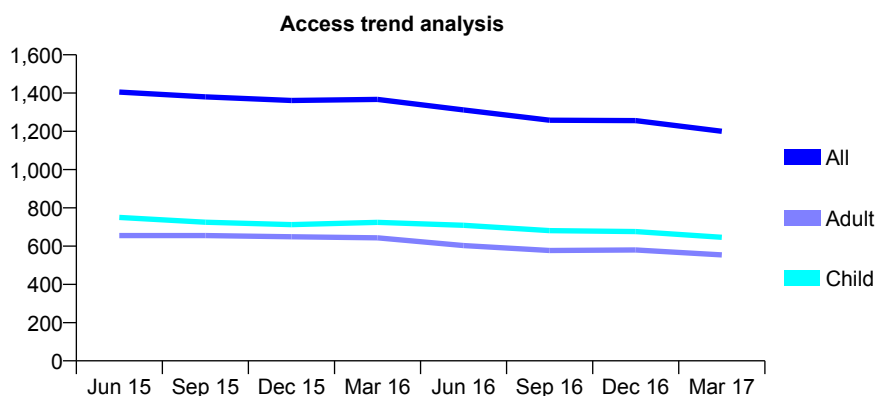
Q49 - Vital Signs At a Glance Contract Report for 209503/0001 - March 2017

Name or company name	MRS AE PASS
Contract type name	GDS Contract
Purpose of contract	General
Contract start date	01/04/2006
Contract end date	

16/17 Contracted general activity (UDA)	3,700
Carry forward general activity (UDA)	0
16/17 Contracted orthodontic activity (UOA)	0
Carry forward orthodontic activity (UOA)	0
Baseline contract value	£79,859.94

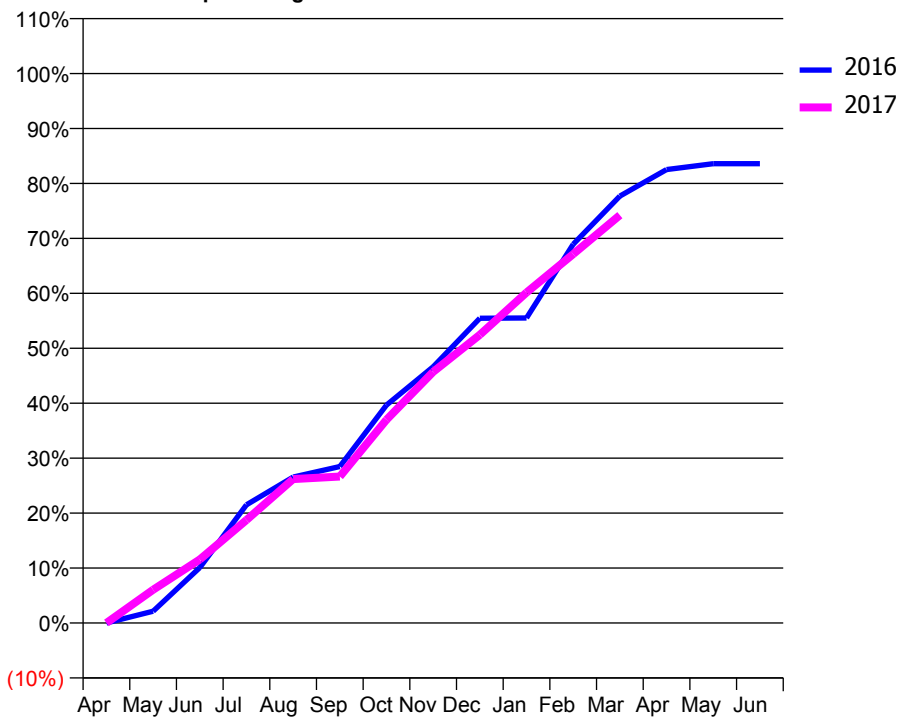
ACCESS*

Patients seen in 24 months	Total	Change since previous quarter
Quarter ending March 2016	1,367	
Quarter ending June 2016	1,312	↓
Quarter ending September 2016	1,258	↓
Quarter ending December 2016	1,256	→
Quarter ending March 2017	1,200	↓
Variance since March 2016	(12.2%)	↓



ACTIVITY

Cumulative percentage of contracted UDA delivered 2016 & 2017



Month	Adjusted Scheduled Activity (UDA)	
	2016	2017
April	0	0
May	95	224
June	444	427
July	946	694
August	1,168	969
September	1,253	987
October	1,746	1,369
November	2,051	1,691
December	2,440	1,941
January	2,442	2,225
February	3,033	2,484
March	3,418	2,746
April	3,631	
May	3,677	
June	3,677	

QUALITY

	Quantity	Base Number	Contract	AT	Region	England
% of FP17s for the same patient ID Re-attending within 3 months - Children	79	1,002	7.9%	11.5%	13.3%	12.3%
% of FP17s for the same patient ID Re-attending within 3 months - Adults	171	690	24.8%	15.6%	17.3%	16.7%
% of FP17s for the same patient ID Re-attending between 3 & 9 months - Children	638	1,002	63.7%	57.3%	58.9%	57.6%
% of FP17s for the same patient ID Re-attending between 3 & 9 months - Adults	362	690	52.5%	52.0%	52.2%	50.1%
% of FP17s for Band 1 Urgent Courses	71	1,543	4.6%	8.2%	9.2%	9.1%
% of FP17s Relating to Free Repair or Replacements	2	1,543	0.1%	1.2%	1.0%	0.8%
% of FP17s Relating to Continuations	0	1,543	0.0%	1.6%	1.4%	1.2%
% of Patients satisfied with the dentistry they have received	1	1	N/A	93.3%	93.1%	92.8%
% of Patients satisfied with the time they had to wait for an appointment	1	1	N/A	90.4%	89.5%	88.7%

* This is based on patients treated on this contract for their most recent course of treatment. Figures in italics indicate the base number of FP17s or Patient Questionnaire responses are less than 100. N/A is shown where the base number of responses is less than 10 during the period. % is calculated as Quantity/Base number*100

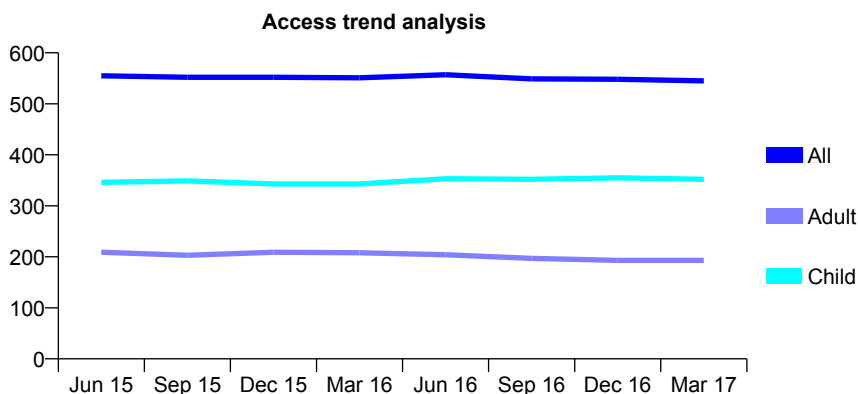
Q49 - Vital Signs At a Glance Contract Report for 213756/0002 - March 2017

Name or company name	MR RC FOXTON
Contract type name	GDS Contract
Purpose of contract	General
Contract start date	26/12/2012
Contract end date	

16/17 Contracted general activity (UDA)	1,300
Carry forward general activity (UDA)	0
16/17 Contracted orthodontic activity (UOA)	0
Carry forward orthodontic activity (UOA)	0
Baseline contract value	£30,740.91

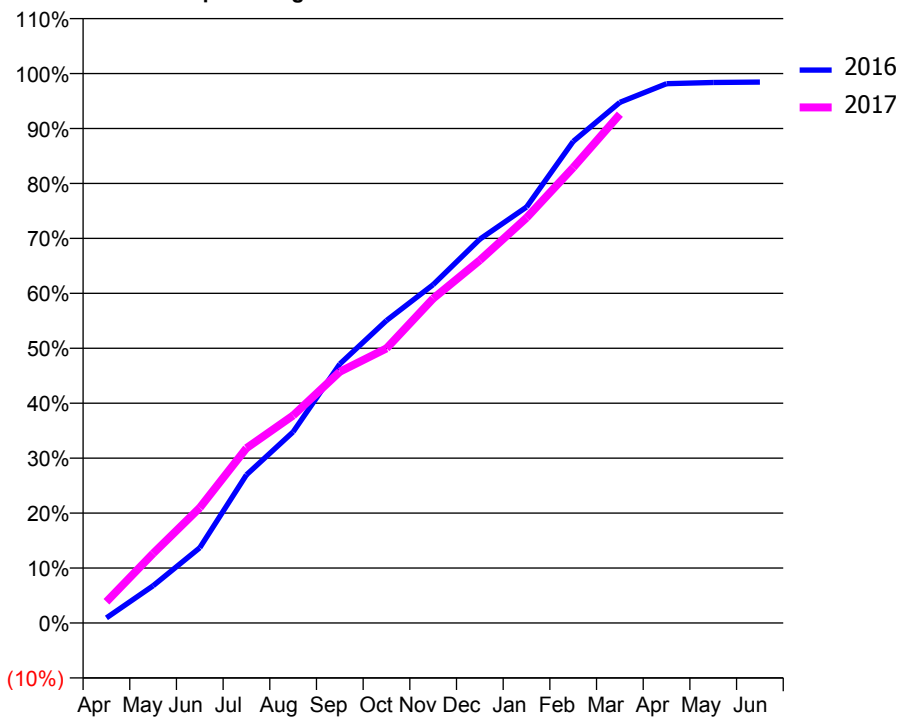
ACCESS*

Patients seen in 24 months	Total	Change since previous quarter
Quarter ending March 2016	551	
Quarter ending June 2016	557	→
Quarter ending September 2016	549	↓
Quarter ending December 2016	548	→
Quarter ending March 2017	545	→
Variance since March 2016	(1.1%)	↓



ACTIVITY

Cumulative percentage of contracted UDA delivered 2016 & 2017



Month	Adjusted Scheduled Activity (UDA)	
	2016	2017
April	12	50
May	88	165
June	178	273
July	351	414
August	452	491
September	613	594
October	716	650
November	801	768
December	908	858
January	984	959
February	1,139	1,077
March	1,232	1,204
April	1,276	
May	1,279	
June	1,280	

QUALITY

	Quantity	Base Number	Contract	AT	Region	England
% of FP17s for the same patient ID Re-attending within 3 months - Children	49	643	7.6%	11.5%	13.3%	12.3%
% of FP17s for the same patient ID Re-attending within 3 months - Adults	20	212	9.4%	15.6%	17.3%	16.7%
% of FP17s for the same patient ID Re-attending between 3 & 9 months - Children	468	643	72.8%	57.3%	58.9%	57.6%
% of FP17s for the same patient ID Re-attending between 3 & 9 months - Adults	130	212	61.3%	52.0%	52.2%	50.1%
% of FP17s for Band 1 Urgent Courses	33	820	4.0%	8.2%	9.2%	9.1%
% of FP17s Relating to Free Repair or Replacements	0	820	0.0%	1.2%	1.0%	0.8%
% of FP17s Relating to Continuations	0	820	0.0%	1.6%	1.4%	1.2%
% of Patients satisfied with the dentistry they have received	0	0	N/A	93.3%	93.1%	92.8%
% of Patients satisfied with the time they had to wait for an appointment	0	0	N/A	90.4%	89.5%	88.7%

* This is based on patients treated on this contract for their most recent course of treatment. Figures in italics indicate the base number of FP17s or Patient Questionnaire responses are less than 100. N/A is shown where the base number of responses is less than 10 during the period. % is calculated as Quantity/Base number*100

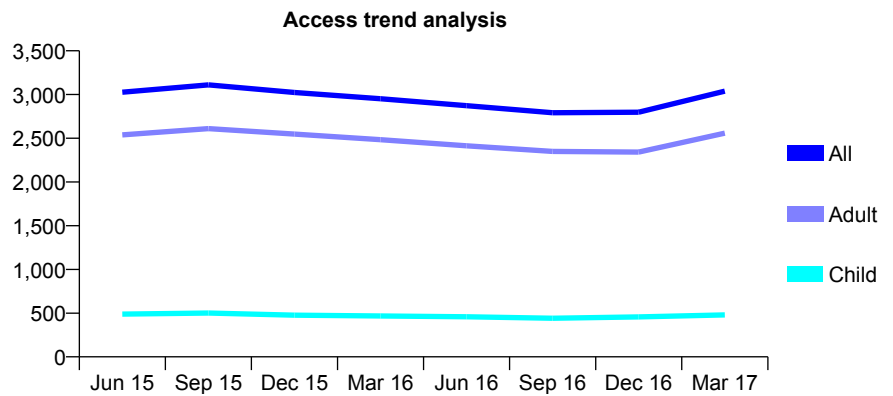
Q49 - Vital Signs At a Glance Contract Report for 214329/0001 - March 2017

Name or company name	Castlegate Dental Practice Partnership
Contract type name	GDS Contract
Purpose of contract	General
Contract start date	01/04/2006
Contract end date	

16/17 Contracted general activity (UDA)	10,700
Carry forward general activity (UDA)	0
16/17 Contracted orthodontic activity (UOA)	0
Carry forward orthodontic activity (UOA)	0
Baseline contract value	£238,013.37

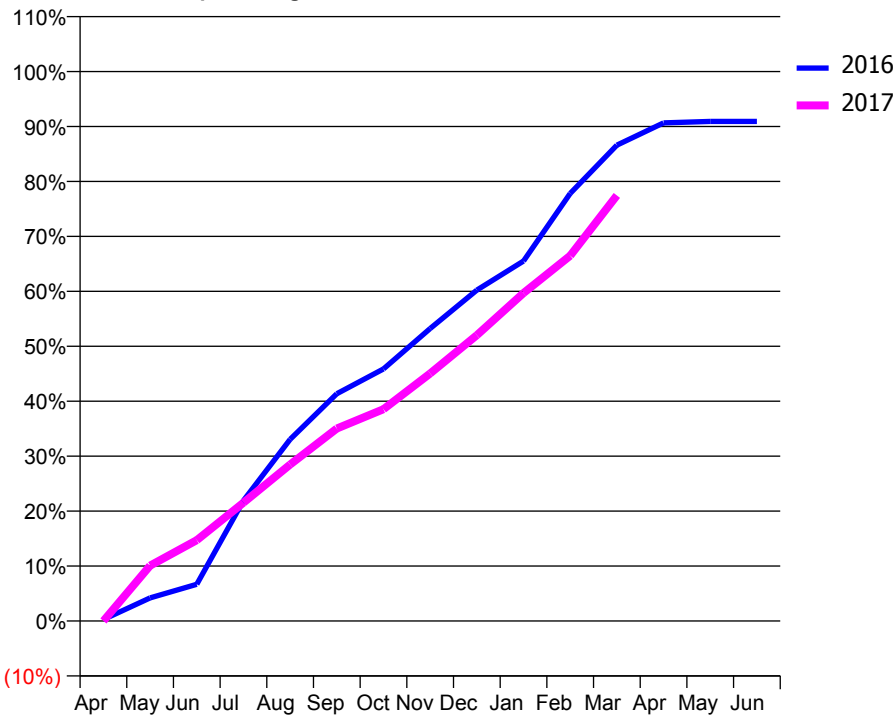
ACCESS*

Patients seen in 24 months	Total	Change since previous quarter
Quarter ending March 2016	2,952	
Quarter ending June 2016	2,872	↓
Quarter ending September 2016	2,791	↓
Quarter ending December 2016	2,797	→
Quarter ending March 2017	3,038	↑
Variance since March 2016	2.9%	↑



ACTIVITY

Cumulative percentage of contracted UDA delivered 2016 & 2017



Month	Adjusted Scheduled Activity (UDA)	
	2016	2017
April	30	0
May	450	1,079
June	714	1,575
July	2,347	2,303
August	3,537	3,047
September	4,425	3,748
October	4,908	4,125
November	5,694	4,821
December	6,443	5,565
January	7,009	6,386
February	8,325	7,114
March	9,267	8,286
April	9,700	
May	9,729	
June	9,729	

QUALITY

	Quantity	Base Number	Contract	AT	Region	England
% of FP17s for the same patient ID Re-attending within 3 months - Children	12	608	2.0%	11.5%	13.3%	12.3%
% of FP17s for the same patient ID Re-attending within 3 months - Adults	269	3,352	8.0%	15.6%	17.3%	16.7%
% of FP17s for the same patient ID Re-attending between 3 & 9 months - Children	297	608	48.8%	57.3%	58.9%	57.6%
% of FP17s for the same patient ID Re-attending between 3 & 9 months - Adults	2,008	3,352	59.9%	52.0%	52.2%	50.1%
% of FP17s for Band 1 Urgent Courses	275	3,769	7.3%	8.2%	9.2%	9.1%
% of FP17s Relating to Free Repair or Replacements	12	3,769	0.3%	1.2%	1.0%	0.8%
% of FP17s Relating to Continuations	20	3,769	0.5%	1.6%	1.4%	1.2%
% of Patients satisfied with the dentistry they have received	3	3	N/A	93.3%	93.1%	92.8%
% of Patients satisfied with the time they had to wait for an appointment	3	3	N/A	90.4%	89.5%	88.7%

* This is based on patients treated on this contract for their most recent course of treatment. Figures in italics indicate the base number of FP17s or Patient Questionnaire responses are less than 100. N/A is shown where the base number of responses is less than 10 during the period. % is calculated as Quantity/Base number*100

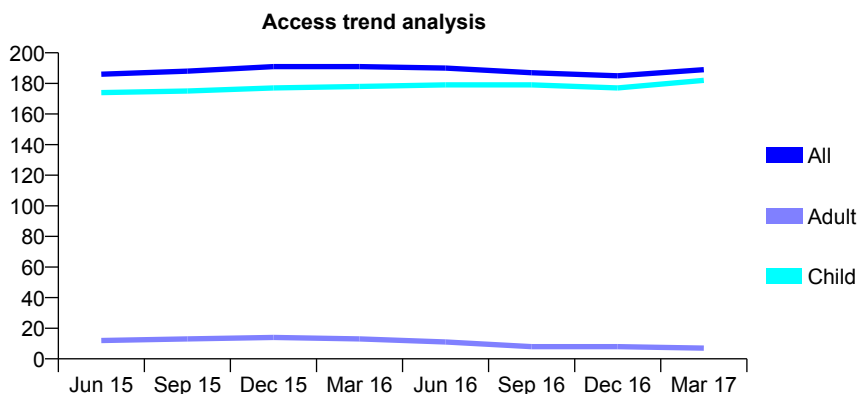
Q49 - Vital Signs At a Glance Contract Report for 214922/0001 - March 2017

Name or company name	MISS AL DAVIDSON
Contract type name	GDS Contract
Purpose of contract	General and Orthodontic
Contract start date	01/04/2006
Contract end date	

16/17 Contracted general activity (UDA)	650
Carry forward general activity (UDA)	20
16/17 Contracted orthodontic activity (UOA)	33
Carry forward orthodontic activity (UOA)	0
Baseline contract value	£21,230.84

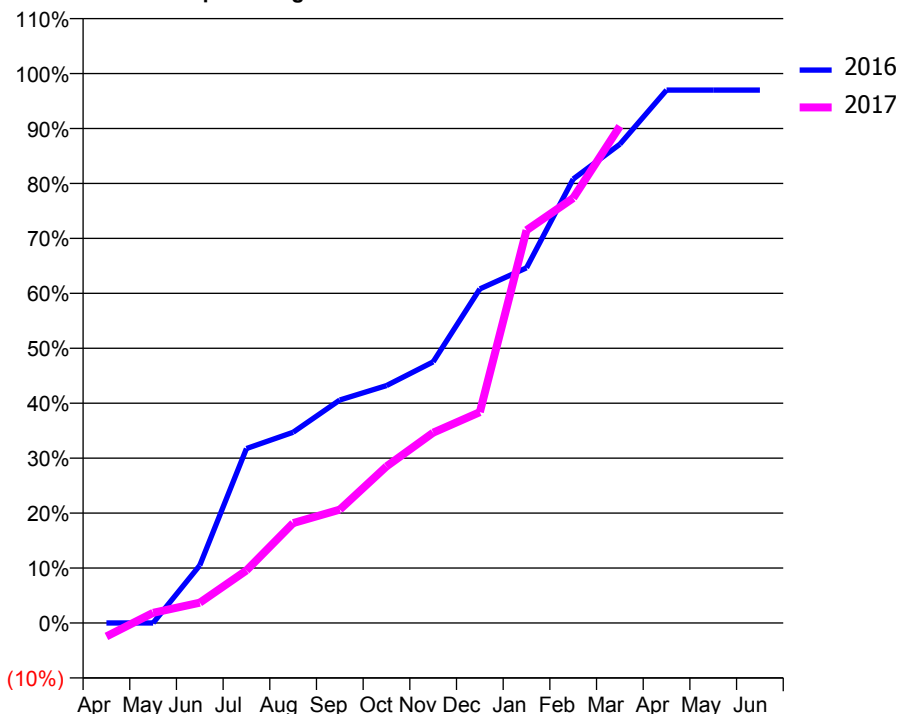
ACCESS*

Patients seen in 24 months	Total	Change since previous quarter
Quarter ending March 2016	191	
Quarter ending June 2016	190	→
Quarter ending September 2016	187	↓
Quarter ending December 2016	185	↓
Quarter ending March 2017	189	↑
Variance since March 2016	(1.0%)	↓



ACTIVITY

Cumulative percentage of contracted UDA delivered 2016 & 2017



Month	Adjusted Scheduled Activity (UDA)	
	2016	2017
April	0	-16
May	0	12
June	68	24
July	206	62
August	226	118
September	264	134
October	281	185
November	309	225
December	395	249
January	420	465
February	525	503
March	566	588
April	630	
May	630	
June	630	

QUALITY

	Quantity	Base Number	Contract	AT	Region	England
% of FP17s for the same patient ID Re-attending within 3 months - Children	27	422	6.4%	11.5%	13.3%	12.3%
% of FP17s for the same patient ID Re-attending within 3 months - Adults	0	0	N/A	15.6%	17.3%	16.7%
% of FP17s for the same patient ID Re-attending between 3 & 9 months - Children	289	422	68.5%	57.3%	58.9%	57.6%
% of FP17s for the same patient ID Re-attending between 3 & 9 months - Adults	0	0	N/A	52.0%	52.2%	50.1%
% of FP17s for Band 1 Urgent Courses	3	279	1.1%	8.2%	9.2%	9.1%
% of FP17s Relating to Free Repair or Replacements	0	279	0.0%	1.2%	1.0%	0.8%
% of FP17s Relating to Continuations	4	279	1.4%	1.6%	1.4%	1.2%
% of Patients satisfied with the dentistry they have received	0	0	N/A	93.3%	93.1%	92.8%
% of Patients satisfied with the time they had to wait for an appointment	0	0	N/A	90.4%	89.5%	88.7%

* This is based on patients treated on this contract for their most recent course of treatment. Figures in italics indicate the base number of FP17s or Patient Questionnaire responses are less than 100. N/A is shown where the base number of responses is less than 10 during the period. % is calculated as Quantity/Base number*100

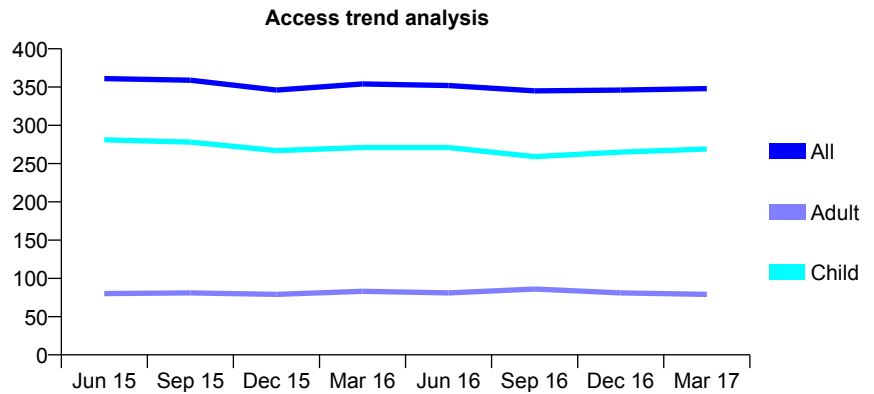
Q49 - Vital Signs At a Glance Contract Report for 215031/0001 - March 2017

Name or company name	MR RJ GOVAN
Contract type name	GDS Contract
Purpose of contract	General and Orthodontic
Contract start date	01/04/2006
Contract end date	

16/17 Contracted general activity (UDA)	1,100
Carry forward general activity (UDA)	0
16/17 Contracted orthodontic activity (UOA)	442
Carry forward orthodontic activity (UOA)	-15
Baseline contract value	£46,833.02

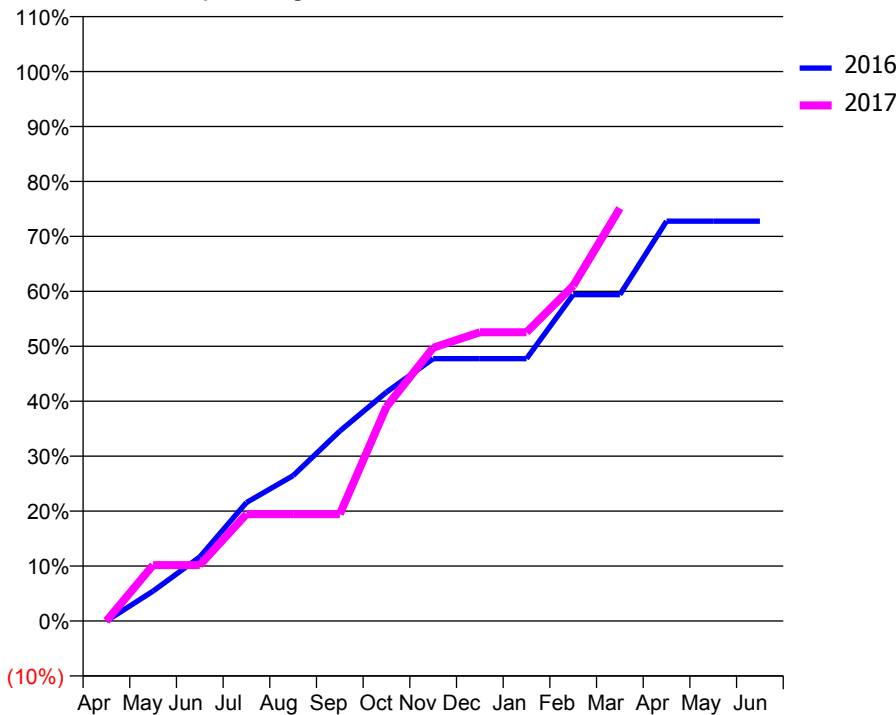
ACCESS*

Patients seen in 24 months	Total	Change since previous quarter
Quarter ending March 2016	354	
Quarter ending June 2016	352	→
Quarter ending September 2016	345	↓
Quarter ending December 2016	346	→
Quarter ending March 2017	348	→
Variance since March 2016	(1.7%)	↓



ACTIVITY

Cumulative percentage of contracted UDA delivered 2016 & 2017



Month	Adjusted Scheduled Activity (UDA)	
	2016	2017
April	0	0
May	60	112
June	128	112
July	237	214
August	291	214
September	380	214
October	458	429
November	525	547
December	525	578
January	525	578
February	653	671
March	653	826
April	800	
May	800	
June	800	

QUALITY

	Quantity	Base Number	Contract	AT	Region	England
% of FP17s for the same patient ID Re-attending within 3 months - Children	76	567	13.4%	11.5%	13.3%	12.3%
% of FP17s for the same patient ID Re-attending within 3 months - Adults	12	75	16.0%	15.6%	17.3%	16.7%
% of FP17s for the same patient ID Re-attending between 3 & 9 months - Children	347	567	61.2%	57.3%	58.9%	57.6%
% of FP17s for the same patient ID Re-attending between 3 & 9 months - Adults	44	75	58.7%	52.0%	52.2%	50.1%
% of FP17s for Band 1 Urgent Courses	1	492	0.2%	8.2%	9.2%	9.1%
% of FP17s Relating to Free Repair or Replacements	0	492	0.0%	1.2%	1.0%	0.8%
% of FP17s Relating to Continuations	0	492	0.0%	1.6%	1.4%	1.2%
% of Patients satisfied with the dentistry they have received	1	1	N/A	93.3%	93.1%	92.8%
% of Patients satisfied with the time they had to wait for an appointment	1	1	N/A	90.4%	89.5%	88.7%

* This is based on patients treated on this contract for their most recent course of treatment. Figures in italics indicate the base number of FP17s or Patient Questionnaire responses are less than 100. N/A is shown where the base number of responses is less than 10 during the period. % is calculated as Quantity/Base number*100

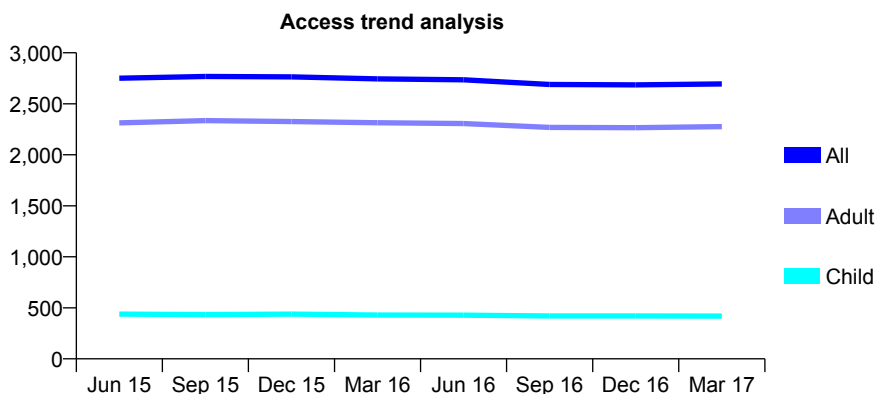
Q49 - Vital Signs At a Glance Contract Report for 218731/0001 - March 2017

Name or company name	MR SD HARRISON
Contract type name	GDS Contract
Purpose of contract	General and Orthodontic
Contract start date	01/04/2006
Contract end date	

16/17 Contracted general activity (UDA)	8,954
Carry forward general activity (UDA)	212
16/17 Contracted orthodontic activity (UOA)	0
Carry forward orthodontic activity (UOA)	0
Baseline contract value	£200,746.87

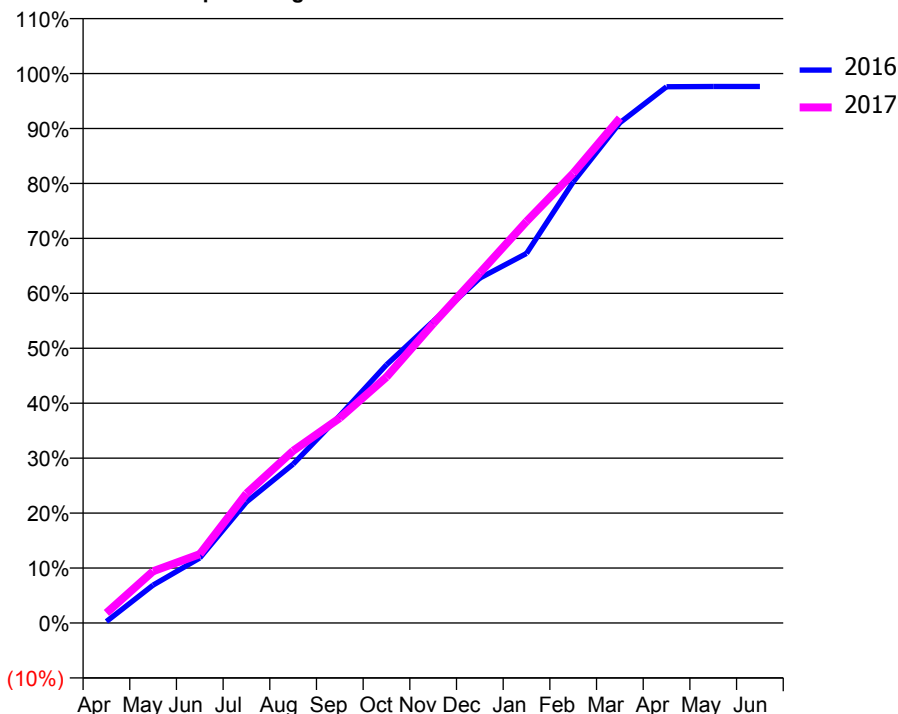
ACCESS*

Patients seen in 24 months	Total	Change since previous quarter
Quarter ending March 2016	2,744	
Quarter ending June 2016	2,735	→
Quarter ending September 2016	2,689	↓
Quarter ending December 2016	2,686	→
Quarter ending March 2017	2,695	→
Variance since March 2016	(1.8%)	↓



ACTIVITY

Cumulative percentage of contracted UDA delivered 2016 & 2017



Month	Adjusted Scheduled Activity (UDA)	
	2016	2017
April	25	163
May	619	844
June	1,059	1,121
July	1,971	2,111
August	2,588	2,805
September	3,381	3,340
October	4,208	4,008
November	4,915	4,877
December	5,621	5,705
January	6,021	6,543
February	7,187	7,328
March	8,152	8,227
April	8,738	
May	8,742	
June	8,742	

QUALITY

	Quantity	Base Number	Contract	AT	Region	England
% of FP17s for the same patient ID Re-attending within 3 months - Children	86	734	11.7%	11.5%	13.3%	12.3%
% of FP17s for the same patient ID Re-attending within 3 months - Adults	417	3,895	10.7%	15.6%	17.3%	16.7%
% of FP17s for the same patient ID Re-attending between 3 & 9 months - Children	471	734	64.2%	57.3%	58.9%	57.6%
% of FP17s for the same patient ID Re-attending between 3 & 9 months - Adults	2,816	3,895	72.3%	52.0%	52.2%	50.1%
% of FP17s for Band 1 Urgent Courses	44	4,415	1.0%	8.2%	9.2%	9.1%
% of FP17s Relating to Free Repair or Replacements	11	4,415	0.2%	1.2%	1.0%	0.8%
% of FP17s Relating to Continuations	9	4,415	0.2%	1.6%	1.4%	1.2%
% of Patients satisfied with the dentistry they have received	14	14	100.0%	93.3%	93.1%	92.8%
% of Patients satisfied with the time they had to wait for an appointment	14	14	100.0%	90.4%	89.5%	88.7%

* This is based on patients treated on this contract for their most recent course of treatment. Figures in italics indicate the base number of FP17s or Patient Questionnaire responses are less than 100. N/A is shown where the base number of responses is less than 10 during the period. % is calculated as Quantity/Base number*100

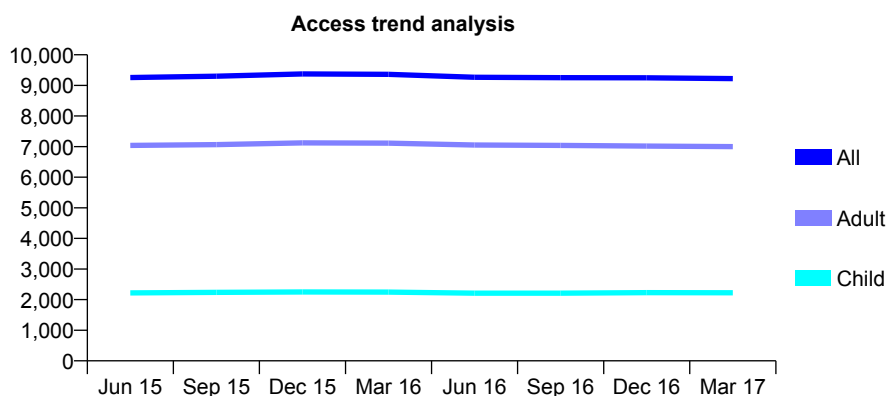
Q49 - Vital Signs At a Glance Contract Report for 219576/0001 - March 2017

Name or company name	MR DJ WHITE
Contract type name	GDS Contract
Purpose of contract	General and Orthodontic
Contract start date	01/04/2006
Contract end date	

16/17 Contracted general activity (UDA)	29,904
Carry forward general activity (UDA)	-207
16/17 Contracted orthodontic activity (UOA)	100
Carry forward orthodontic activity (UOA)	0
Baseline contract value	£792,943.09

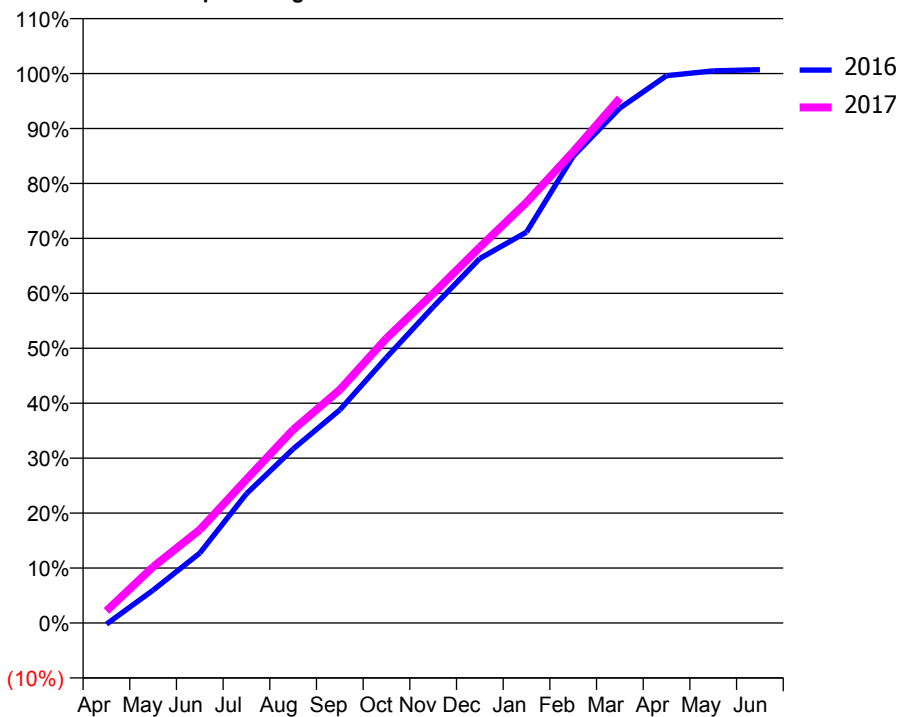
ACCESS*

Patients seen in 24 months	Total	Change since previous quarter
Quarter ending March 2016	9,360	
Quarter ending June 2016	9,267	→
Quarter ending September 2016	9,252	→
Quarter ending December 2016	9,247	→
Quarter ending March 2017	9,224	→
Variance since March 2016	(1.5%)	↓



ACTIVITY

Cumulative percentage of contracted UDA delivered 2016 & 2017



QUALITY

	Quantity	Base Number	Contract	AT	Region	England
% of FP17s for the same patient ID Re-attending within 3 months - Children	356	3,077	11.6%	11.5%	13.3%	12.3%
% of FP17s for the same patient ID Re-attending within 3 months - Adults	2,396	10,602	22.6%	15.6%	17.3%	16.7%
% of FP17s for the same patient ID Re-attending between 3 & 9 months - Children	1,315	3,077	42.7%	57.3%	58.9%	57.6%
% of FP17s for the same patient ID Re-attending between 3 & 9 months - Adults	4,692	10,602	44.3%	52.0%	52.2%	50.1%
% of FP17s for Band 1 Urgent Courses	1,743	12,770	13.6%	8.2%	9.2%	9.1%
% of FP17s Relating to Free Repair or Replacements	474	12,770	3.7%	1.2%	1.0%	0.8%
% of FP17s Relating to Continuations	351	12,770	2.7%	1.6%	1.4%	1.2%
% of Patients satisfied with the dentistry they have received	20	20	100.0%	93.3%	93.1%	92.8%
% of Patients satisfied with the time they had to wait for an appointment	19	20	95.0%	90.4%	89.5%	88.7%

* This is based on patients treated on this contract for their most recent course of treatment. Figures in italics indicate the base number of FP17s or Patient Questionnaire responses are less than 100. N/A is shown where the base number of responses is less than 10 during the period. % is calculated as Quantity/Base number*100

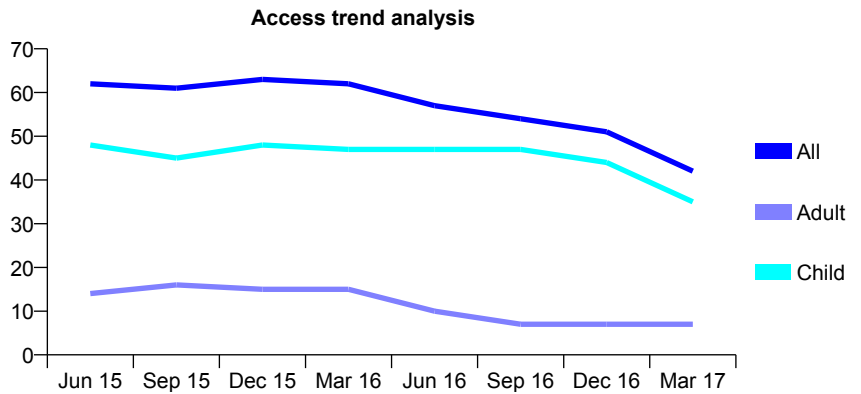
Q49 - Vital Signs At a Glance Contract Report for 219800/0001 - March 2017

Name or company name	MRS GF ALLDER
Contract type name	GDS Contract
Purpose of contract	General
Contract start date	01/04/2006
Contract end date	30/09/2016

16/17 Contracted general activity (UDA)	50
Carry forward general activity (UDA)	0
16/17 Contracted orthodontic activity (UOA)	0
Carry forward orthodontic activity (UOA)	0
Baseline contract value	£1,473.76

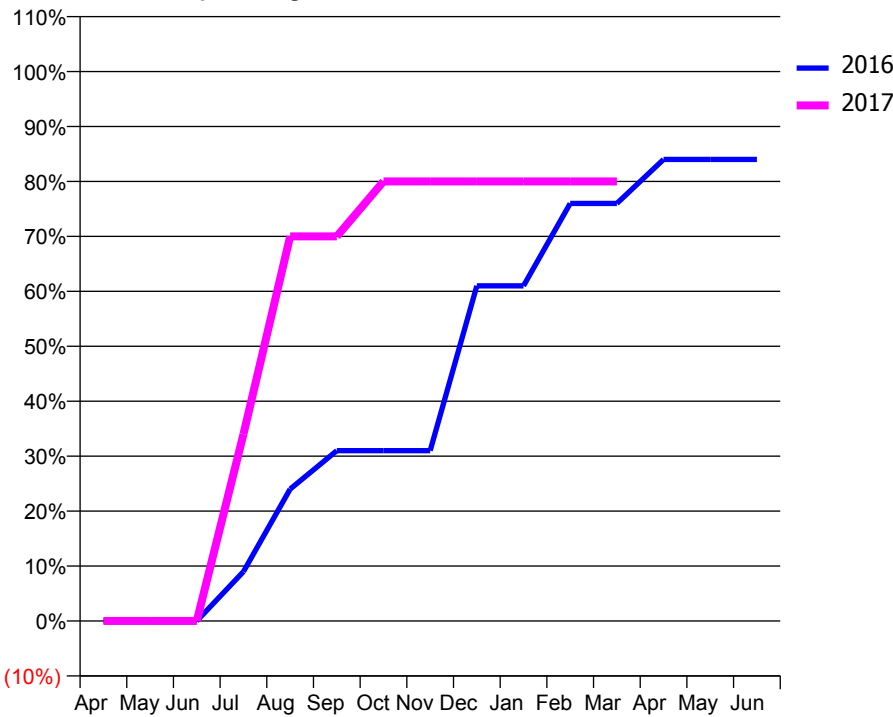
ACCESS*

Patients seen in 24 months	Total	Change since previous quarter
Quarter ending March 2016	62	
Quarter ending June 2016	57	↓
Quarter ending September 2016	54	↓
Quarter ending December 2016	51	↓
Quarter ending March 2017	42	↓
Variance since March 2016	(32.3%)	↓



ACTIVITY

Cumulative percentage of contracted UDA delivered 2016 & 2017



Month	Adjusted Scheduled Activity (UDA)	
	2016	2017
April	0	0
May	0	0
June	0	0
July	9	17
August	24	35
September	31	35
October	31	40
November	31	40
December	61	40
January	61	40
February	76	40
March	76	40
April	84	
May	84	
June	84	

QUALITY

	Quantity	Base Number	Contract	AT	Region	England
% of FP17s for the same patient ID Re-attending within 3 months - Children	4	45	8.9%	11.5%	13.3%	12.3%
% of FP17s for the same patient ID Re-attending within 3 months - Adults	0	0	N/A	15.6%	17.3%	16.7%
% of FP17s for the same patient ID Re-attending between 3 & 9 months - Children	27	45	60.0%	57.3%	58.9%	57.6%
% of FP17s for the same patient ID Re-attending between 3 & 9 months - Adults	0	0	N/A	52.0%	52.2%	50.1%
% of FP17s for Band 1 Urgent Courses	0	38	0.0%	8.2%	9.2%	9.1%
% of FP17s Relating to Free Repair or Replacements	0	38	0.0%	1.2%	1.0%	0.8%
% of FP17s Relating to Continuations	0	38	0.0%	1.6%	1.4%	1.2%
% of Patients satisfied with the dentistry they have received	0	0	N/A	93.3%	93.1%	92.8%
% of Patients satisfied with the time they had to wait for an appointment	0	0	N/A	90.4%	89.5%	88.7%

* This is based on patients treated on this contract for their most recent course of treatment. Figures in italics indicate the base number of FP17s or Patient Questionnaire responses are less than 100. N/A is shown where the base number of responses is less than 10 during the period. % is calculated as Quantity/Base number*100

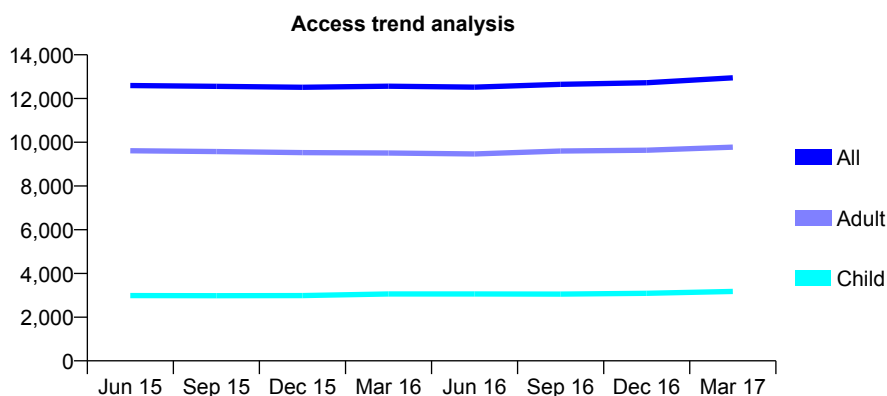
Q49 - Vital Signs At a Glance Contract Report for 220639/0001 - March 2017

Name or company name	MR PG KILKER
Contract type name	GDS Contract
Purpose of contract	General
Contract start date	01/04/2006
Contract end date	

16/17 Contracted general activity (UDA)	32,937
Carry forward general activity (UDA)	0
16/17 Contracted orthodontic activity (UOA)	0
Carry forward orthodontic activity (UOA)	0
Baseline contract value	£886,135.47

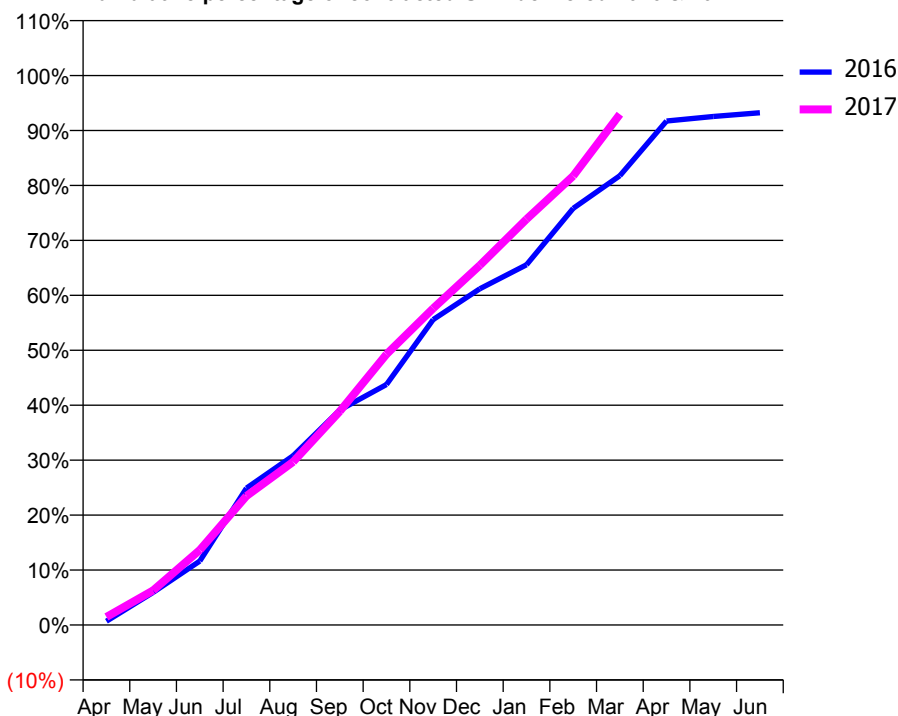
ACCESS*

Patients seen in 24 months	Total	Change since previous quarter
Quarter ending March 2016	12,566	
Quarter ending June 2016	12,522	→
Quarter ending September 2016	12,649	→
Quarter ending December 2016	12,723	→
Quarter ending March 2017	12,949	→
Variance since March 2016	3.0%	↑



ACTIVITY

Cumulative percentage of contracted UDA delivered 2016 & 2017



Month	Adjusted Scheduled Activity (UDA)	
	2016	2017
April	226	482
May	1,951	2,077
June	3,836	4,494
July	8,208	7,731
August	10,149	9,782
September	12,890	12,812
October	14,414	16,228
November	18,304	18,979
December	20,157	21,557
January	21,590	24,326
February	24,976	26,914
March	26,931	30,614
April	30,205	
May	30,479	
June	30,706	

QUALITY

	Quantity	Base Number	Contract	AT	Region	England
% of FP17s for the same patient ID Re-attending within 3 months - Children	287	3,990	7.2%	11.5%	13.3%	12.3%
% of FP17s for the same patient ID Re-attending within 3 months - Adults	1,455	11,570	12.6%	15.6%	17.3%	16.7%
% of FP17s for the same patient ID Re-attending between 3 & 9 months - Children	1,690	3,990	42.4%	57.3%	58.9%	57.6%
% of FP17s for the same patient ID Re-attending between 3 & 9 months - Adults	4,538	11,570	39.2%	52.0%	52.2%	50.1%
% of FP17s for Band 1 Urgent Courses	1,382	13,603	10.2%	8.2%	9.2%	9.1%
% of FP17s Relating to Free Repair or Replacements	219	13,603	1.6%	1.2%	1.0%	0.8%
% of FP17s Relating to Continuations	149	13,603	1.1%	1.6%	1.4%	1.2%
% of Patients satisfied with the dentistry they have received	20	21	95.2%	93.3%	93.1%	92.8%
% of Patients satisfied with the time they had to wait for an appointment	20	21	95.2%	90.4%	89.5%	88.7%

* This is based on patients treated on this contract for their most recent course of treatment. Figures in italics indicate the base number of FP17s or Patient Questionnaire responses are less than 100. N/A is shown where the base number of responses is less than 10 during the period. % is calculated as Quantity/Base number*100

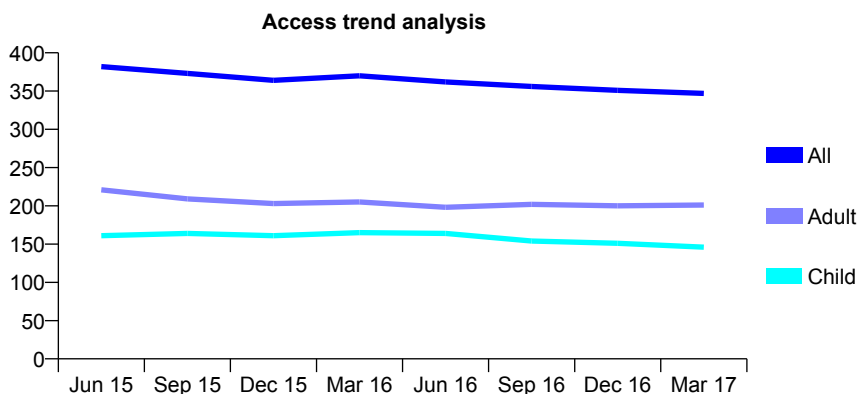
Q49 - Vital Signs At a Glance Contract Report for 224499/0001 - March 2017

Name or company name	MR DS ROW
Contract type name	GDS Contract
Purpose of contract	General
Contract start date	01/04/2006
Contract end date	

16/17 Contracted general activity (UDA)	1,218
Carry forward general activity (UDA)	0
16/17 Contracted orthodontic activity (UOA)	0
Carry forward orthodontic activity (UOA)	0
Baseline contract value	£28,283.08

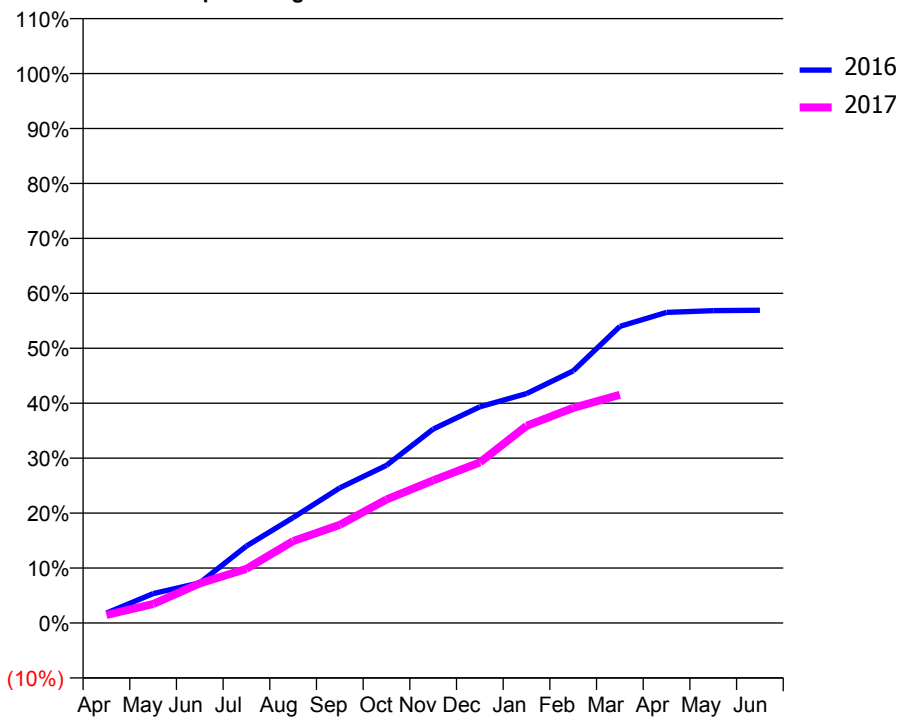
ACCESS*

Patients seen in 24 months	Total	Change since previous quarter
Quarter ending March 2016	370	
Quarter ending June 2016	362	↓
Quarter ending September 2016	356	↓
Quarter ending December 2016	351	↓
Quarter ending March 2017	347	↓
Variance since March 2016	(6.2%)	↓



ACTIVITY

Cumulative percentage of contracted UDA delivered 2016 & 2017



Adjusted Scheduled Activity (UDA)

Month	2016	2017
April	22	18
May	65	42
June	89	88
July	171	120
August	234	182
September	300	218
October	350	274
November	430	316
December	479	356
January	508	437
February	559	477
March	657	506
April	688	
May	692	
June	693	

QUALITY

	Quantity	Base Number	Contract	AT	Region	England
% of FP17s for the same patient ID Re-attending within 3 months - Children	3	266	1.1%	11.5%	13.3%	12.3%
% of FP17s for the same patient ID Re-attending within 3 months - Adults	8	229	3.5%	15.6%	17.3%	16.7%
% of FP17s for the same patient ID Re-attending between 3 & 9 months - Children	178	266	66.9%	57.3%	58.9%	57.6%
% of FP17s for the same patient ID Re-attending between 3 & 9 months - Adults	141	229	61.6%	52.0%	52.2%	50.1%
% of FP17s for Band 1 Urgent Courses	5	404	1.2%	8.2%	9.2%	9.1%
% of FP17s Relating to Free Repair or Replacements	0	404	0.0%	1.2%	1.0%	0.8%
% of FP17s Relating to Continuations	0	404	0.0%	1.6%	1.4%	1.2%
% of Patients satisfied with the dentistry they have received	0	0	N/A	93.3%	93.1%	92.8%
% of Patients satisfied with the time they had to wait for an appointment	0	0	N/A	90.4%	89.5%	88.7%

* This is based on patients treated on this contract for their most recent course of treatment. Figures in italics indicate the base number of FP17s or Patient Questionnaire responses are less than 100. N/A is shown where the base number of responses is less than 10 during the period. % is calculated as Quantity/Base number*100

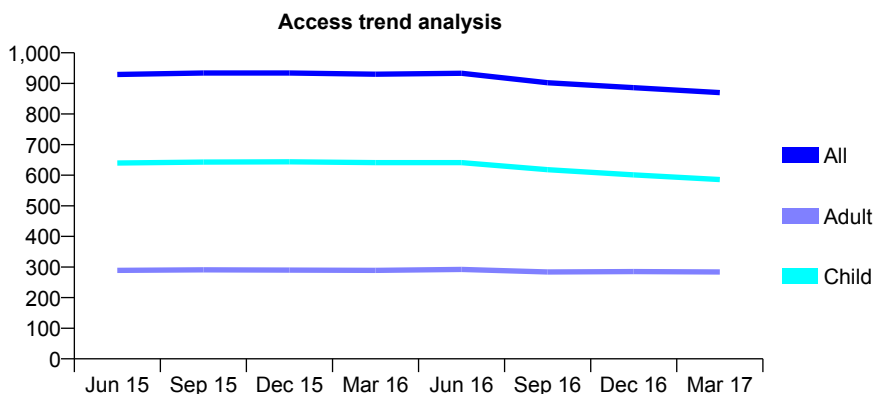
Q49 - Vital Signs At a Glance Contract Report for 229261/0001 - March 2017

Name or company name	MR JH SIMPSON
Contract type name	GDS Contract
Purpose of contract	General
Contract start date	01/04/2006
Contract end date	

16/17 Contracted general activity (UDA)	3,017
Carry forward general activity (UDA)	0
16/17 Contracted orthodontic activity (UOA)	0
Carry forward orthodontic activity (UOA)	0
Baseline contract value	£69,027.07

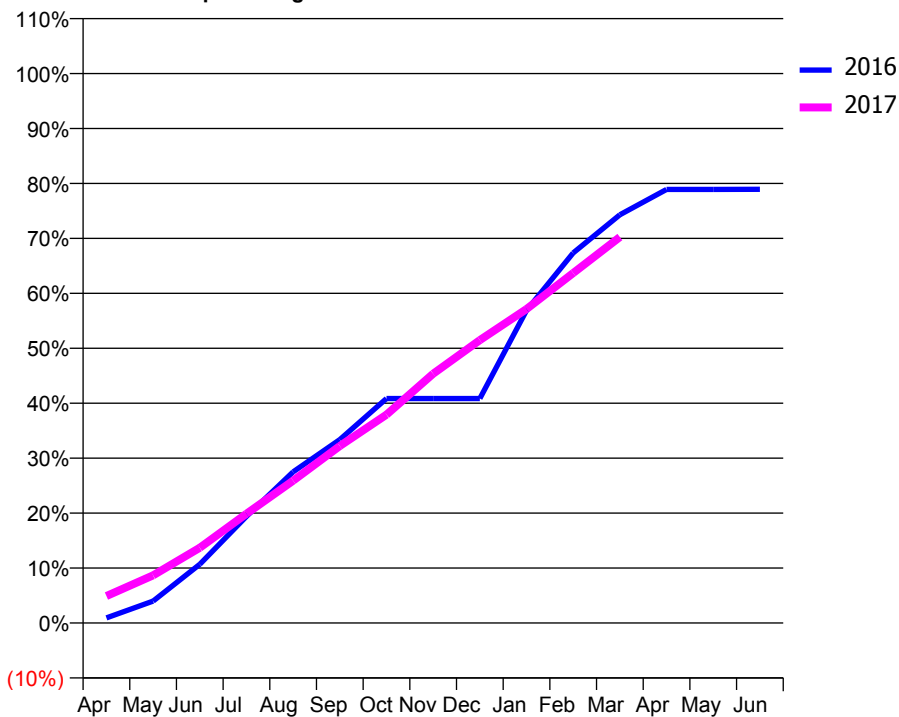
ACCESS*

Patients seen in 24 months	Total	Change since previous quarter
Quarter ending March 2016	930	
Quarter ending June 2016	933	→
Quarter ending September 2016	902	↓
Quarter ending December 2016	886	↓
Quarter ending March 2017	870	↓
Variance since March 2016	(6.5%)	↓



ACTIVITY

Cumulative percentage of contracted UDA delivered 2016 & 2017



Month	Adjusted Scheduled Activity (UDA)	
	2016	2017
April	28	148
May	120	261
June	322	414
July	585	600
August	830	782
September	1,007	972
October	1,232	1,144
November	1,232	1,368
December	1,232	1,553
January	1,716	1,724
February	2,032	1,922
March	2,241	2,119
April	2,381	
May	2,381	
June	2,382	

QUALITY

	Quantity	Base Number	Contract	AT	Region	England
% of FP17s for the same patient ID Re-attending within 3 months - Children	309	1,378	22.4%	11.5%	13.3%	12.3%
% of FP17s for the same patient ID Re-attending within 3 months - Adults	44	313	14.1%	15.6%	17.3%	16.7%
% of FP17s for the same patient ID Re-attending between 3 & 9 months - Children	878	1,378	63.7%	57.3%	58.9%	57.6%
% of FP17s for the same patient ID Re-attending between 3 & 9 months - Adults	214	313	68.4%	52.0%	52.2%	50.1%
% of FP17s for Band 1 Urgent Courses	21	1,593	1.3%	8.2%	9.2%	9.1%
% of FP17s Relating to Free Repair or Replacements	0	1,593	0.0%	1.2%	1.0%	0.8%
% of FP17s Relating to Continuations	0	1,593	0.0%	1.6%	1.4%	1.2%
% of Patients satisfied with the dentistry they have received	1	1	N/A	93.3%	93.1%	92.8%
% of Patients satisfied with the time they had to wait for an appointment	1	1	N/A	90.4%	89.5%	88.7%

* This is based on patients treated on this contract for their most recent course of treatment. Figures in italics indicate the base number of FP17s or Patient Questionnaire responses are less than 100. N/A is shown where the base number of responses is less than 10 during the period. % is calculated as Quantity/Base number*100

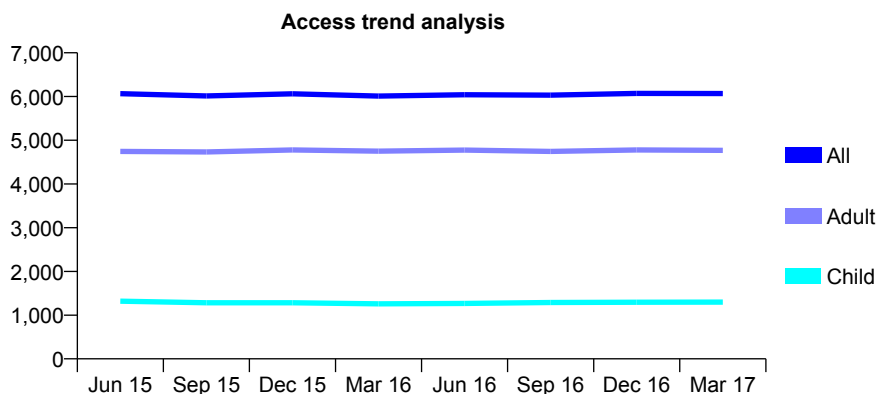
Q49 - Vital Signs At a Glance Contract Report for 230618/0001 - March 2017

Name or company name	MR AP BROUGHTON
Contract type name	GDS Contract
Purpose of contract	General
Contract start date	01/04/2006
Contract end date	

16/17 Contracted general activity (UDA)	20,660
Carry forward general activity (UDA)	0
16/17 Contracted orthodontic activity (UOA)	0
Carry forward orthodontic activity (UOA)	0
Baseline contract value	£540,991.11

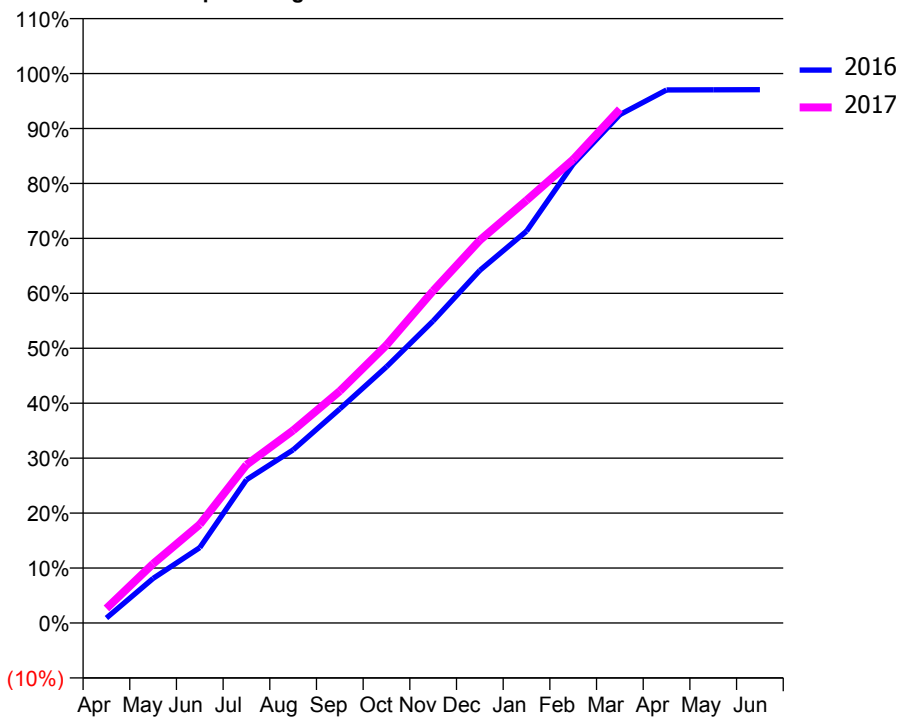
ACCESS*

Patients seen in 24 months	Total	Change since previous quarter
Quarter ending March 2016	6,011	
Quarter ending June 2016	6,042	→
Quarter ending September 2016	6,031	→
Quarter ending December 2016	6,072	→
Quarter ending March 2017	6,067	→
Variance since March 2016	0.9%	→



ACTIVITY

Cumulative percentage of contracted UDA delivered 2016 & 2017



Month	Adjusted Scheduled Activity (UDA)	
	2016	2017
April	189	549
May	1,678	2,227
June	2,833	3,708
July	5,387	5,948
August	6,509	7,240
September	8,051	8,722
October	9,635	10,448
November	11,356	12,492
December	13,257	14,390
January	14,731	15,891
February	17,257	17,429
March	19,115	19,319
April	20,042	
May	20,046	
June	20,049	

QUALITY

	Quantity	Base Number	Contract	AT	Region	England
% of FP17s for the same patient ID Re-attending within 3 months - Children	150	2,132	7.0%	11.5%	13.3%	12.3%
% of FP17s for the same patient ID Re-attending within 3 months - Adults	1,335	8,059	16.6%	15.6%	17.3%	16.7%
% of FP17s for the same patient ID Re-attending between 3 & 9 months - Children	1,496	2,132	70.2%	57.3%	58.9%	57.6%
% of FP17s for the same patient ID Re-attending between 3 & 9 months - Adults	5,119	8,059	63.5%	52.0%	52.2%	50.1%
% of FP17s for Band 1 Urgent Courses	786	9,773	8.0%	8.2%	9.2%	9.1%
% of FP17s Relating to Free Repair or Replacements	53	9,773	0.5%	1.2%	1.0%	0.8%
% of FP17s Relating to Continuations	178	9,773	1.8%	1.6%	1.4%	1.2%
% of Patients satisfied with the dentistry they have received	13	13	100.0%	93.3%	93.1%	92.8%
% of Patients satisfied with the time they had to wait for an appointment	12	13	92.3%	90.4%	89.5%	88.7%

* This is based on patients treated on this contract for their most recent course of treatment. Figures in italics indicate the base number of FP17s or Patient Questionnaire responses are less than 100. N/A is shown where the base number of responses is less than 10 during the period. % is calculated as Quantity/Base number*100

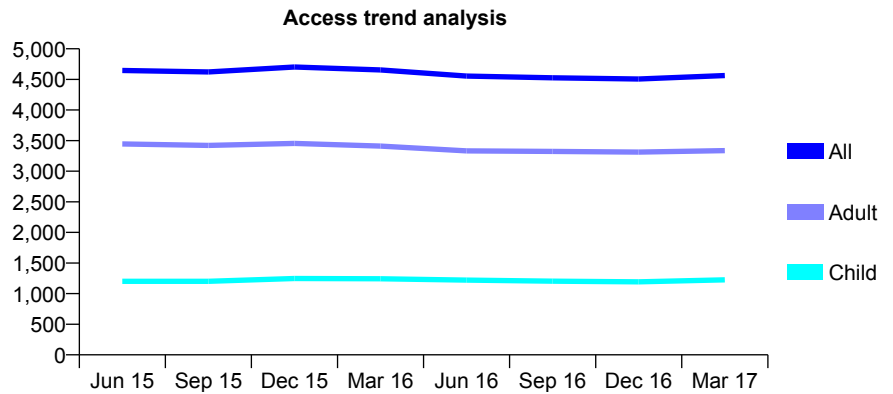
Q49 - Vital Signs At a Glance Contract Report for 232750/0002 - March 2017

Name or company name	MR PE RIDGWAY
Contract type name	GDS Contract
Purpose of contract	General
Contract start date	01/09/2011
Contract end date	

16/17 Contracted general activity (UDA)	16,513
Carry forward general activity (UDA)	0
16/17 Contracted orthodontic activity (UOA)	0
Carry forward orthodontic activity (UOA)	0
Baseline contract value	£427,094.73

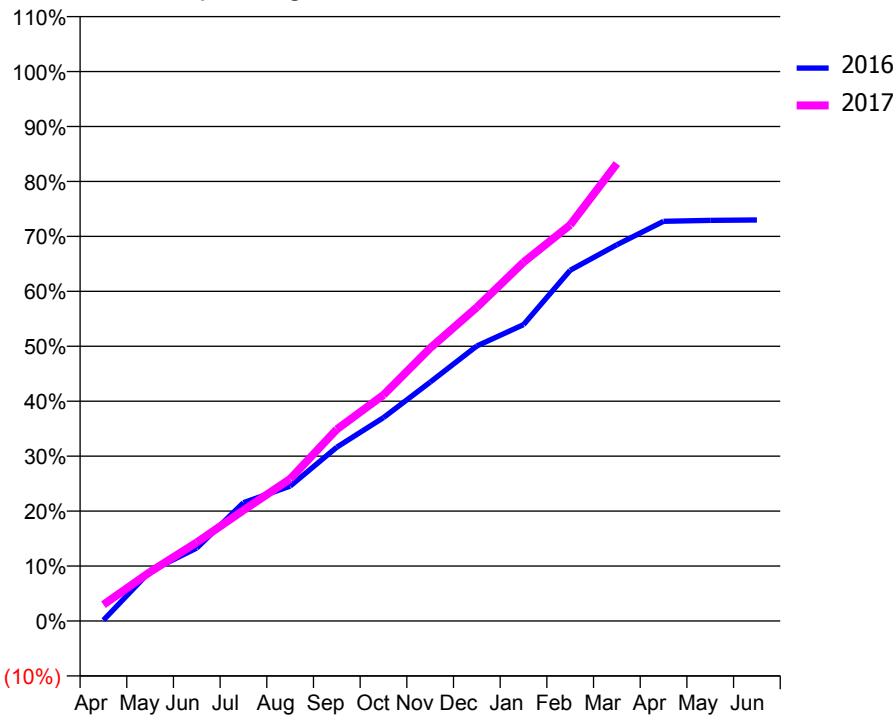
ACCESS*

Patients seen in 24 months	Total	Change since previous quarter
Quarter ending March 2016	4,654	
Quarter ending June 2016	4,555	↓
Quarter ending September 2016	4,526	→
Quarter ending December 2016	4,506	→
Quarter ending March 2017	4,563	→
Variance since March 2016	(2.0%)	↓



ACTIVITY

Cumulative percentage of contracted UDA delivered 2016 & 2017



Month	Adjusted Scheduled Activity (UDA)	
	2016	2017
April	27	493
May	1,498	1,476
June	2,192	2,363
July	3,558	3,328
August	4,052	4,270
September	5,225	5,761
October	6,115	6,795
November	7,177	8,201
December	8,266	9,429
January	8,906	10,780
February	10,543	11,904
March	11,307	13,748
April	12,011	
May	12,039	
June	12,052	

QUALITY

	Quantity	Base Number	Contract	AT	Region	England
% of FP17s for the same patient ID Re-attending within 3 months - Children	91	1,530	5.9%	11.5%	13.3%	12.3%
% of FP17s for the same patient ID Re-attending within 3 months - Adults	604	4,082	14.8%	15.6%	17.3%	16.7%
% of FP17s for the same patient ID Re-attending between 3 & 9 months - Children	639	1,530	41.8%	57.3%	58.9%	57.6%
% of FP17s for the same patient ID Re-attending between 3 & 9 months - Adults	1,792	4,082	43.9%	52.0%	52.2%	50.1%
% of FP17s for Band 1 Urgent Courses	343	5,272	6.5%	8.2%	9.2%	9.1%
% of FP17s Relating to Free Repair or Replacements	126	5,272	2.4%	1.2%	1.0%	0.8%
% of FP17s Relating to Continuations	38	5,272	0.7%	1.6%	1.4%	1.2%
% of Patients satisfied with the dentistry they have received	4	4	N/A	93.3%	93.1%	92.8%
% of Patients satisfied with the time they had to wait for an appointment	3	4	N/A	90.4%	89.5%	88.7%

* This is based on patients treated on this contract for their most recent course of treatment. Figures in italics indicate the base number of FP17s or Patient Questionnaire responses are less than 100. N/A is shown where the base number of responses is less than 10 during the period. % is calculated as Quantity/Base number*100

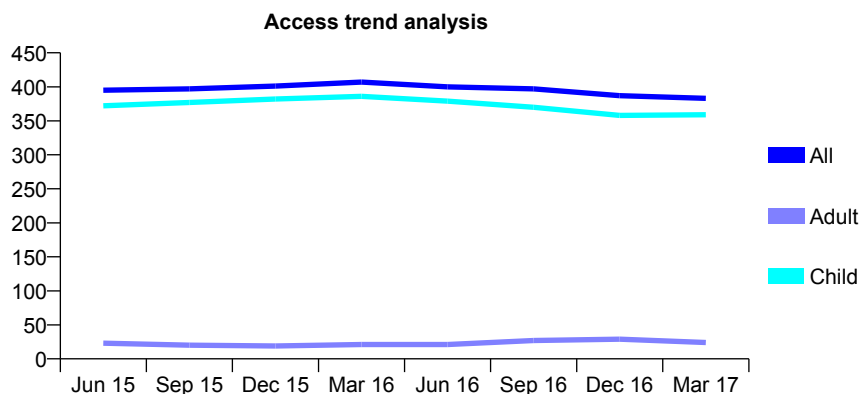
Q49 - Vital Signs At a Glance Contract Report for 233099/0001 - March 2017

Name or company name	MR AW LEYS
Contract type name	GDS Contract
Purpose of contract	General
Contract start date	01/04/2006
Contract end date	

16/17 Contracted general activity (UDA)	1,034
Carry forward general activity (UDA)	0
16/17 Contracted orthodontic activity (UOA)	0
Carry forward orthodontic activity (UOA)	0
Baseline contract value	£23,709.47

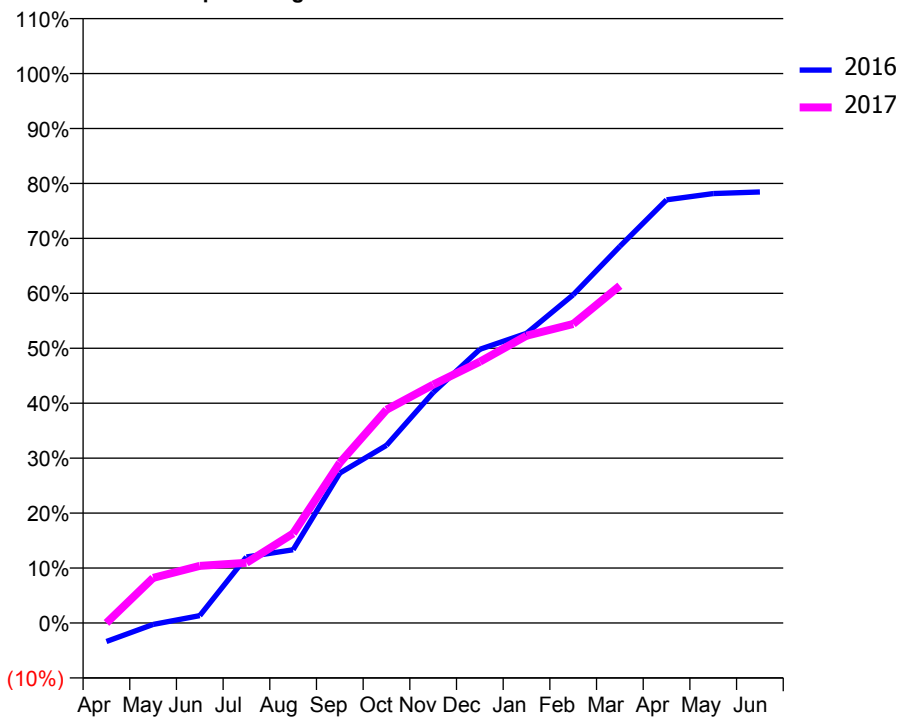
ACCESS*

Patients seen in 24 months	Total	Change since previous quarter
Quarter ending March 2016	407	
Quarter ending June 2016	400	↓
Quarter ending September 2016	397	→
Quarter ending December 2016	387	↓
Quarter ending March 2017	383	↓
Variance since March 2016	(5.9%)	↓



ACTIVITY

Cumulative percentage of contracted UDA delivered 2016 & 2017



Adjusted Scheduled Activity (UDA)

Month	2016	2017
April	-35	0
May	-3	85
June	14	107
July	124	113
August	138	169
September	282	301
October	334	401
November	434	449
December	515	492
January	545	541
February	618	563
March	709	635
April	796	
May	808	
June	811	

QUALITY

	Quantity	Base Number	Contract	AT	Region	England
% of FP17s for the same patient ID Re-attending within 3 months - Children	57	467	12.2%	11.5%	13.3%	12.3%
% of FP17s for the same patient ID Re-attending within 3 months - Adults	0	0	N/A	15.6%	17.3%	16.7%
% of FP17s for the same patient ID Re-attending between 3 & 9 months - Children	240	467	51.4%	57.3%	58.9%	57.6%
% of FP17s for the same patient ID Re-attending between 3 & 9 months - Adults	0	0	N/A	52.0%	52.2%	50.1%
% of FP17s for Band 1 Urgent Courses	8	411	1.9%	8.2%	9.2%	9.1%
% of FP17s Relating to Free Repair or Replacements	0	411	0.0%	1.2%	1.0%	0.8%
% of FP17s Relating to Continuations	0	411	0.0%	1.6%	1.4%	1.2%
% of Patients satisfied with the dentistry they have received	1	1	N/A	93.3%	93.1%	92.8%
% of Patients satisfied with the time they had to wait for an appointment	1	1	N/A	90.4%	89.5%	88.7%

* This is based on patients treated on this contract for their most recent course of treatment. Figures in italics indicate the base number of FP17s or Patient Questionnaire responses are less than 100. N/A is shown where the base number of responses is less than 10 during the period. % is calculated as Quantity/Base number*100

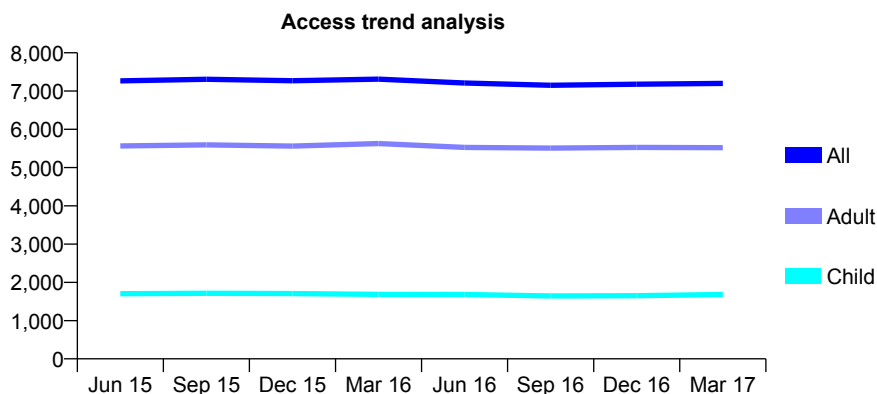
Q49 - Vital Signs At a Glance Contract Report for 235296/0001 - March 2017

Name or company name	MR RK SAJJANHAR
Contract type name	GDS Contract
Purpose of contract	General
Contract start date	01/04/2006
Contract end date	

16/17 Contracted general activity (UDA)	21,582
Carry forward general activity (UDA)	-62
16/17 Contracted orthodontic activity (UOA)	0
Carry forward orthodontic activity (UOA)	0
Baseline contract value	£659,619.64

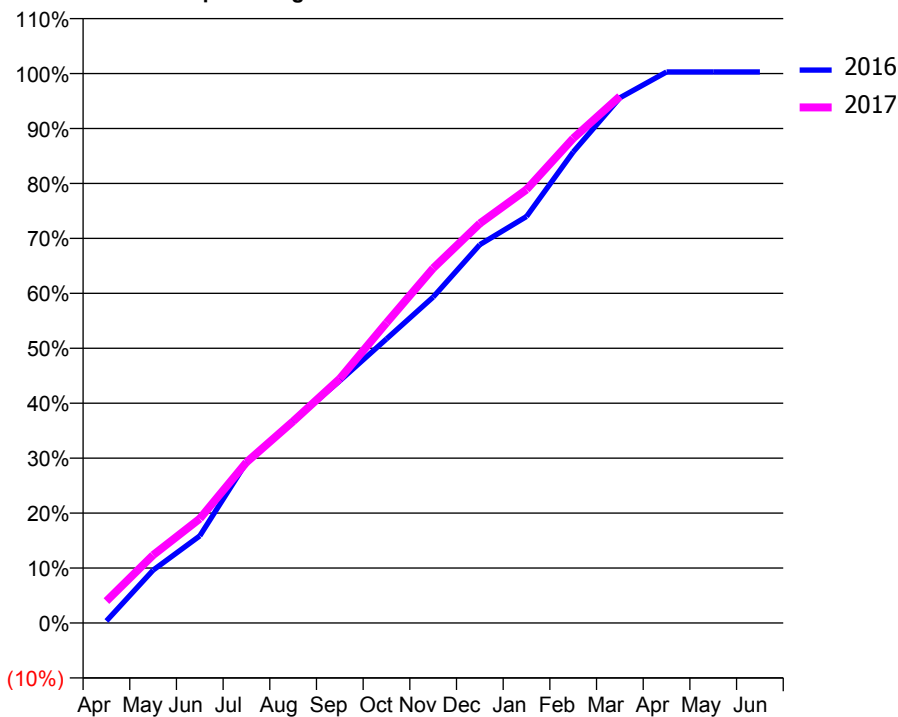
ACCESS*

Patients seen in 24 months	Total	Change since previous quarter
Quarter ending March 2016	7,312	
Quarter ending June 2016	7,209	↓
Quarter ending September 2016	7,152	→
Quarter ending December 2016	7,180	→
Quarter ending March 2017	7,201	→
Variance since March 2016	(1.5%)	↓



ACTIVITY

Cumulative percentage of contracted UDA delivered 2016 & 2017



Month	Adjusted Scheduled Activity (UDA)	
	2016	2017
April	81	861
May	2,075	2,668
June	3,422	4,096
July	6,307	6,315
August	7,935	7,923
September	9,512	9,595
October	11,161	11,794
November	12,803	13,933
December	14,859	15,694
January	15,965	17,025
February	18,502	19,034
March	20,628	20,683
April	21,645	
May	21,642	
June	21,644	

QUALITY

	Quantity	Base Number	Contract	AT	Region	England
% of FP17s for the same patient ID Re-attending within 3 months - Children	165	2,652	6.2%	11.5%	13.3%	12.3%
% of FP17s for the same patient ID Re-attending within 3 months - Adults	1,178	7,879	15.0%	15.6%	17.3%	16.7%
% of FP17s for the same patient ID Re-attending between 3 & 9 months - Children	1,648	2,652	62.1%	57.3%	58.9%	57.6%
% of FP17s for the same patient ID Re-attending between 3 & 9 months - Adults	4,304	7,879	54.6%	52.0%	52.2%	50.1%
% of FP17s for Band 1 Urgent Courses	639	10,079	6.3%	8.2%	9.2%	9.1%
% of FP17s Relating to Free Repair or Replacements	247	10,079	2.5%	1.2%	1.0%	0.8%
% of FP17s Relating to Continuations	89	10,079	0.9%	1.6%	1.4%	1.2%
% of Patients satisfied with the dentistry they have received	24	25	96.0%	93.3%	93.1%	92.8%
% of Patients satisfied with the time they had to wait for an appointment	23	25	92.0%	90.4%	89.5%	88.7%

* This is based on patients treated on this contract for their most recent course of treatment. Figures in italics indicate the base number of FP17s or Patient Questionnaire responses are less than 100. N/A is shown where the base number of responses is less than 10 during the period. % is calculated as Quantity/Base number*100

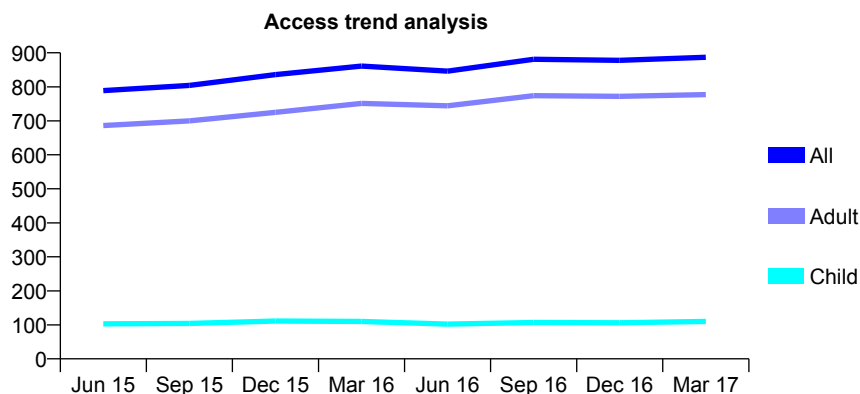
Q49 - Vital Signs At a Glance Contract Report for 237728/0001 - March 2017

Name or company name	MISS SL GOODMAN
Contract type name	GDS Contract
Purpose of contract	General
Contract start date	01/04/2006
Contract end date	

16/17 Contracted general activity (UDA)	2,425
Carry forward general activity (UDA)	-40
16/17 Contracted orthodontic activity (UOA)	0
Carry forward orthodontic activity (UOA)	0
Baseline contract value	£64,610.29

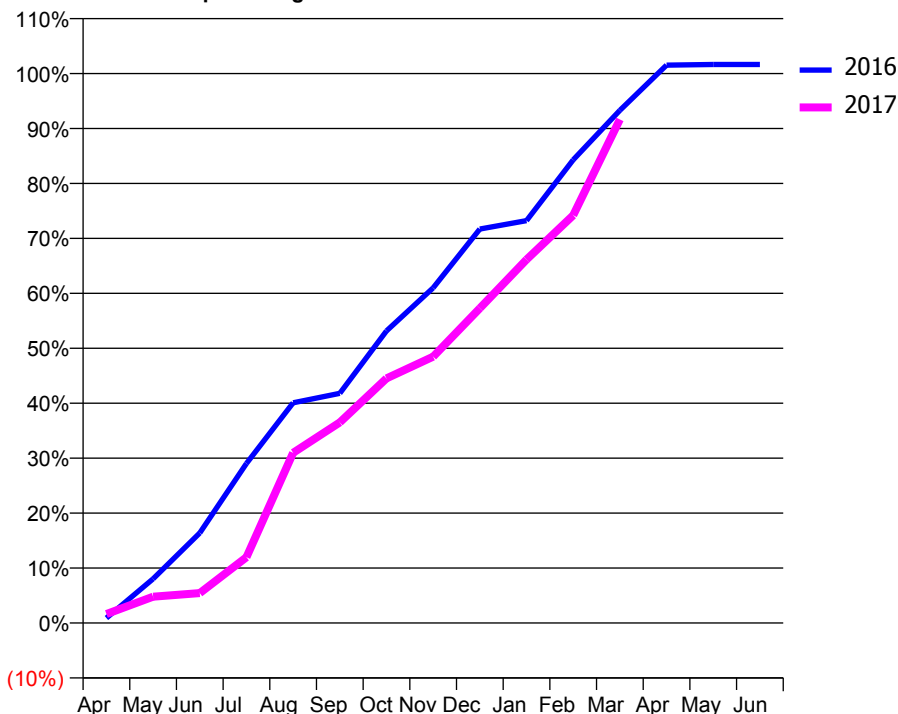
ACCESS*

Patients seen in 24 months	Total	Change since previous quarter
Quarter ending March 2016	861	
Quarter ending June 2016	846	↓
Quarter ending September 2016	881	↑
Quarter ending December 2016	878	→
Quarter ending March 2017	887	→
Variance since March 2016	3.0%	↑



ACTIVITY

Cumulative percentage of contracted UDA delivered 2016 & 2017



Month	Adjusted Scheduled Activity (UDA)	
	2016	2017
April	22	40
May	195	116
June	398	132
July	704	291
August	972	751
September	1,014	885
October	1,289	1,080
November	1,479	1,176
December	1,739	1,389
January	1,776	1,604
February	2,044	1,799
March	2,263	2,222
April	2,462	
May	2,465	
June	2,465	

QUALITY

	Quantity	Base Number	Contract	AT	Region	England
% of FP17s for the same patient ID Re-attending within 3 months - Children	2	127	1.6%	11.5%	13.3%	12.3%
% of FP17s for the same patient ID Re-attending within 3 months - Adults	87	965	9.0%	15.6%	17.3%	16.7%
% of FP17s for the same patient ID Re-attending between 3 & 9 months - Children	70	127	55.1%	57.3%	58.9%	57.6%
% of FP17s for the same patient ID Re-attending between 3 & 9 months - Adults	526	965	54.5%	52.0%	52.2%	50.1%
% of FP17s for Band 1 Urgent Courses	25	1,003	2.5%	8.2%	9.2%	9.1%
% of FP17s Relating to Free Repair or Replacements	16	1,003	1.6%	1.2%	1.0%	0.8%
% of FP17s Relating to Continuations	12	1,003	1.2%	1.6%	1.4%	1.2%
% of Patients satisfied with the dentistry they have received	4	4	N/A	93.3%	93.1%	92.8%
% of Patients satisfied with the time they had to wait for an appointment	4	4	N/A	90.4%	89.5%	88.7%

* This is based on patients treated on this contract for their most recent course of treatment. Figures in italics indicate the base number of FP17s or Patient Questionnaire responses are less than 100. N/A is shown where the base number of responses is less than 10 during the period. % is calculated as Quantity/Base number*100

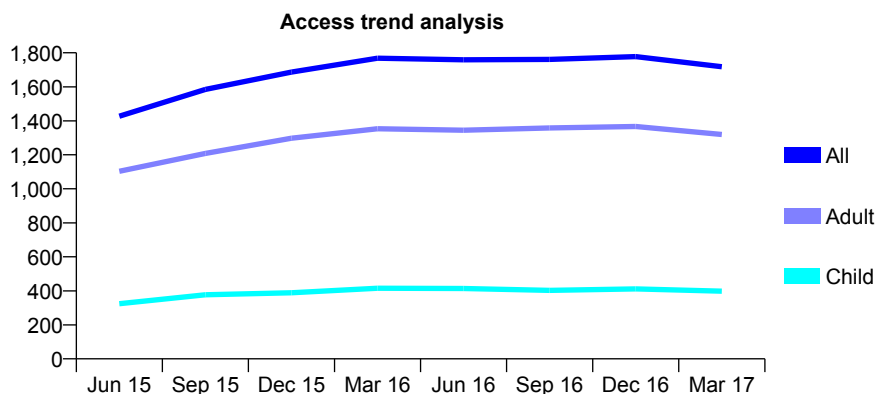
Q49 - Vital Signs At a Glance Contract Report for 243469/0002 - March 2017

Name or company name	MR PP NANA
Contract type name	GDS Contract
Purpose of contract	General
Contract start date	24/02/2014
Contract end date	

16/17 Contracted general activity (UDA)	7,000
Carry forward general activity (UDA)	16
16/17 Contracted orthodontic activity (UOA)	0
Carry forward orthodontic activity (UOA)	0
Baseline contract value	£197,210.51

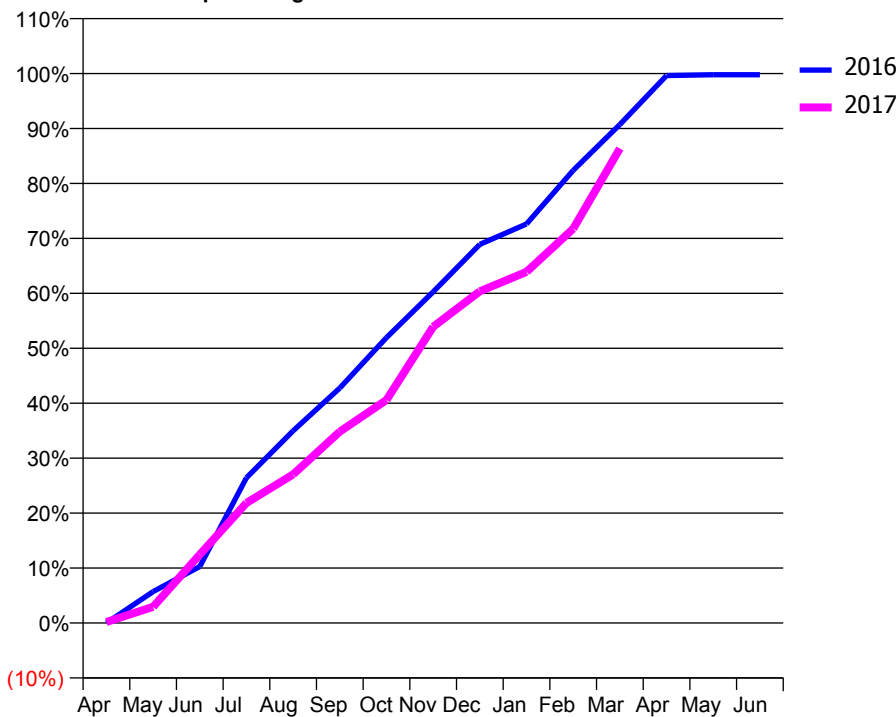
ACCESS*

Patients seen in 24 months	Total	Change since previous quarter
Quarter ending March 2016	1,768	
Quarter ending June 2016	1,759	→
Quarter ending September 2016	1,761	→
Quarter ending December 2016	1,778	→
Quarter ending March 2017	1,718	↓
Variance since March 2016	(2.8%)	↓



ACTIVITY

Cumulative percentage of contracted UDA delivered 2016 & 2017



Month	Adjusted Scheduled Activity (UDA)	
	2016	2017
April	0	13
May	400	207
June	719	872
July	1,851	1,529
August	2,449	1,893
September	2,994	2,439
October	3,635	2,841
November	4,218	3,773
December	4,823	4,226
January	5,083	4,474
February	5,766	5,022
March	6,350	6,044
April	6,974	
May	6,984	
June	6,984	

QUALITY

	Quantity	Base Number	Contract	AT	Region	England
% of FP17s for the same patient ID Re-attending within 3 months - Children	23	470	4.9%	11.5%	13.3%	12.3%
% of FP17s for the same patient ID Re-attending within 3 months - Adults	169	1,489	11.3%	15.6%	17.3%	16.7%
% of FP17s for the same patient ID Re-attending between 3 & 9 months - Children	244	470	51.9%	57.3%	58.9%	57.6%
% of FP17s for the same patient ID Re-attending between 3 & 9 months - Adults	729	1,489	49.0%	52.0%	52.2%	50.1%
% of FP17s for Band 1 Urgent Courses	0	1,807	0.0%	8.2%	9.2%	9.1%
% of FP17s Relating to Free Repair or Replacements	0	1,807	0.0%	1.2%	1.0%	0.8%
% of FP17s Relating to Continuations	45	1,807	2.5%	1.6%	1.4%	1.2%
% of Patients satisfied with the dentistry they have received	12	13	92.3%	93.3%	93.1%	92.8%
% of Patients satisfied with the time they had to wait for an appointment	13	13	100.0%	90.4%	89.5%	88.7%

* This is based on patients treated on this contract for their most recent course of treatment. Figures in italics indicate the base number of FP17s or Patient Questionnaire responses are less than 100. N/A is shown where the base number of responses is less than 10 during the period. % is calculated as Quantity/Base number*100

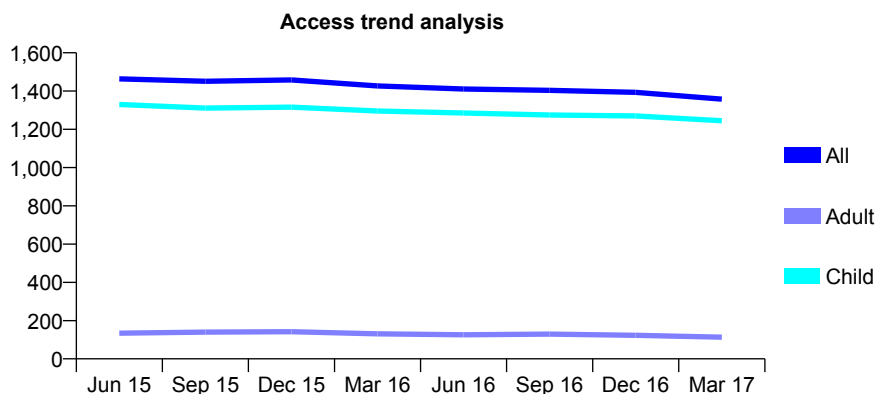
Q49 - Vital Signs At a Glance Contract Report for 245380/0001 - March 2017

Name or company name	MR JI SPEDDING
Contract type name	GDS Contract
Purpose of contract	General and Orthodontic
Contract start date	01/04/2006
Contract end date	

16/17 Contracted general activity (UDA)	4,000
Carry forward general activity (UDA)	0
16/17 Contracted orthodontic activity (UOA)	176
Carry forward orthodontic activity (UOA)	0
Baseline contract value	£99,038.67

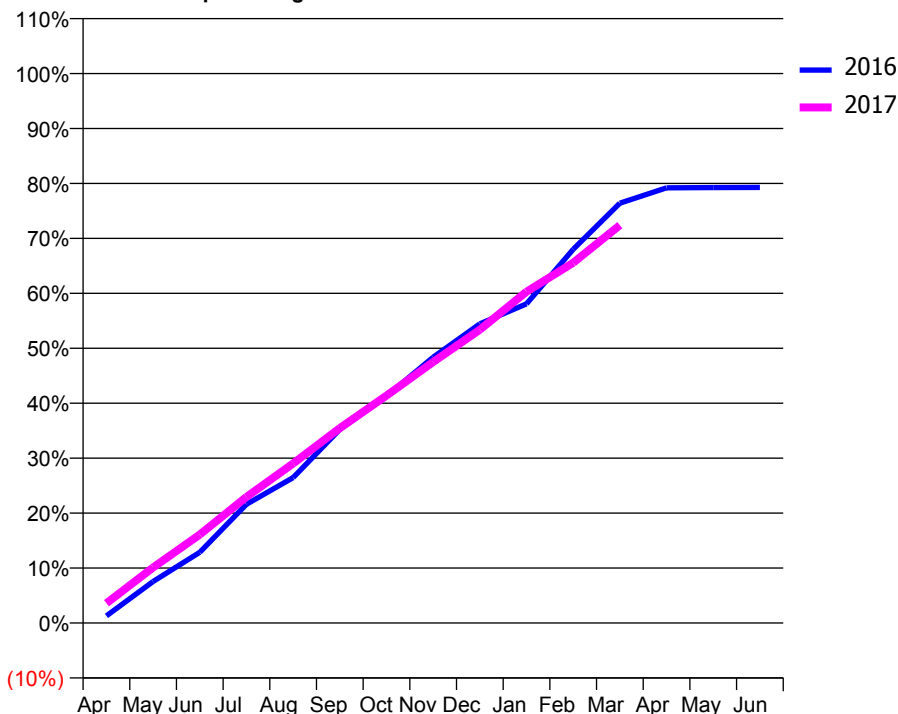
ACCESS*

Patients seen in 24 months	Total	Change since previous quarter
Quarter ending March 2016	1,427	
Quarter ending June 2016	1,411	↓
Quarter ending September 2016	1,404	→
Quarter ending December 2016	1,393	→
Quarter ending March 2017	1,358	↓
Variance since March 2016	(4.8%)	↓



ACTIVITY

Cumulative percentage of contracted UDA delivered 2016 & 2017



Month	Adjusted Scheduled Activity (UDA)	
	2016	2017
April	52	144
May	302	404
June	515	644
July	864	918
August	1,059	1,162
September	1,409	1,418
October	1,651	1,656
November	1,935	1,900
December	2,178	2,135
January	2,323	2,411
February	2,721	2,622
March	3,056	2,896
April	3,168	
May	3,170	
June	3,171	

QUALITY

	Quantity	Base Number	Contract	AT	Region	England
% of FP17s for the same patient ID Re-attending within 3 months - Children	138	2,367	5.8%	11.5%	13.3%	12.3%
% of FP17s for the same patient ID Re-attending within 3 months - Adults	0	0	N/A	15.6%	17.3%	16.7%
% of FP17s for the same patient ID Re-attending between 3 & 9 months - Children	1,904	2,367	80.4%	57.3%	58.9%	57.6%
% of FP17s for the same patient ID Re-attending between 3 & 9 months - Adults	0	0	N/A	52.0%	52.2%	50.1%
% of FP17s for Band 1 Urgent Courses	61	2,111	2.9%	8.2%	9.2%	9.1%
% of FP17s Relating to Free Repair or Replacements	0	2,111	0.0%	1.2%	1.0%	0.8%
% of FP17s Relating to Continuations	0	2,111	0.0%	1.6%	1.4%	1.2%
% of Patients satisfied with the dentistry they have received	0	0	N/A	93.3%	93.1%	92.8%
% of Patients satisfied with the time they had to wait for an appointment	0	0	N/A	90.4%	89.5%	88.7%

* This is based on patients treated on this contract for their most recent course of treatment. Figures in italics indicate the base number of FP17s or Patient Questionnaire responses are less than 100. N/A is shown where the base number of responses is less than 10 during the period. % is calculated as Quantity/Base number*100

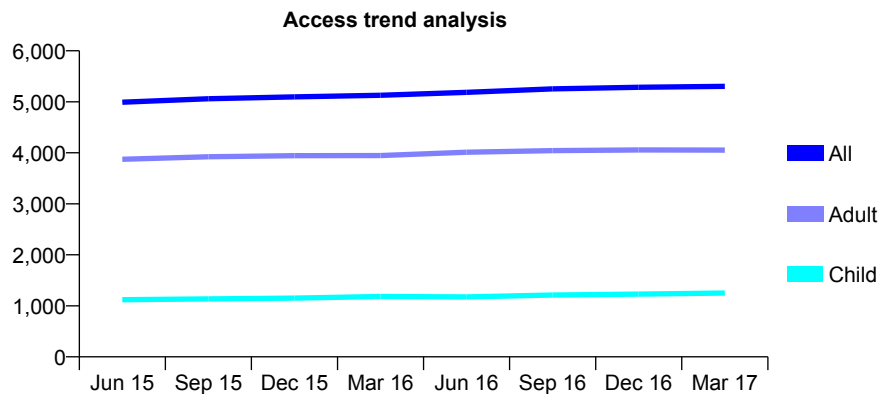
Q49 - Vital Signs At a Glance Contract Report for 275786/0005 - March 2017

Name or company name	MR MA QURAISHI
Contract type name	GDS Contract
Purpose of contract	General
Contract start date	01/11/2010
Contract end date	

16/17 Contracted general activity (UDA)	21,309
Carry forward general activity (UDA)	659
16/17 Contracted orthodontic activity (UOA)	0
Carry forward orthodontic activity (UOA)	0
Baseline contract value	£474,813.15

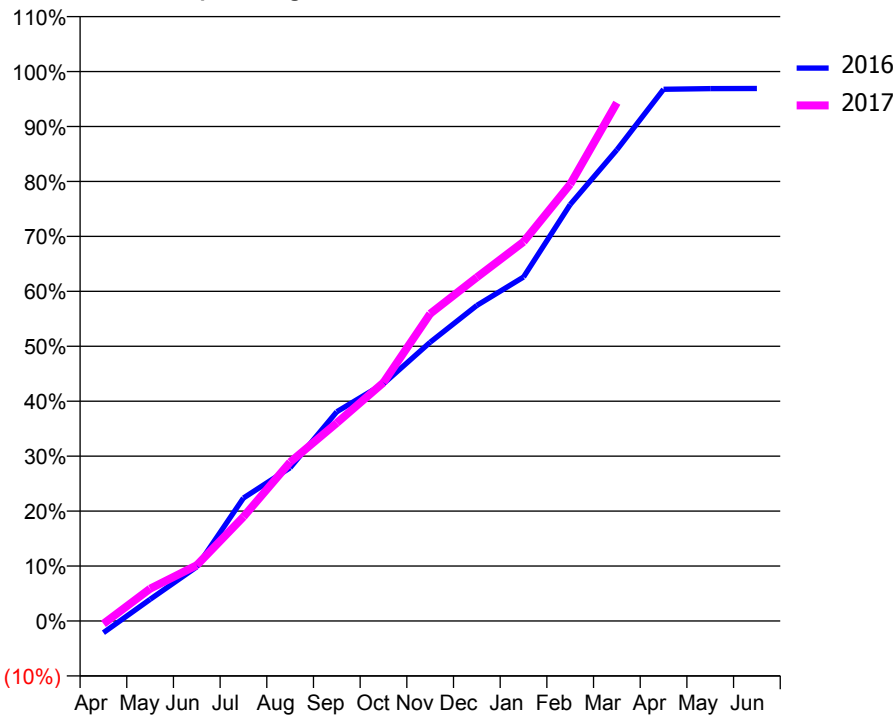
ACCESS*

Patients seen in 24 months	Total	Change since previous quarter
Quarter ending March 2016	5,129	
Quarter ending June 2016	5,186	→
Quarter ending September 2016	5,253	→
Quarter ending December 2016	5,285	→
Quarter ending March 2017	5,304	→
Variance since March 2016	3.4%	↑



ACTIVITY

Cumulative percentage of contracted UDA delivered 2016 & 2017



Month	Adjusted Scheduled Activity (UDA)	
	2016	2017
April	-457	-112
May	840	1,254
June	2,103	2,164
July	4,768	4,040
August	5,945	6,163
September	8,115	7,683
October	9,200	9,248
November	10,812	11,916
December	12,235	13,328
January	13,339	14,706
February	16,152	16,938
March	18,274	20,096
April	20,621	
May	20,646	
June	20,650	

QUALITY

	Quantity	Base Number	Contract	AT	Region	England
% of FP17s for the same patient ID Re-attending within 3 months - Children	139	1,971	7.1%	11.5%	13.3%	12.3%
% of FP17s for the same patient ID Re-attending within 3 months - Adults	829	5,881	14.1%	15.6%	17.3%	16.7%
% of FP17s for the same patient ID Re-attending between 3 & 9 months - Children	1,224	1,971	62.1%	57.3%	58.9%	57.6%
% of FP17s for the same patient ID Re-attending between 3 & 9 months - Adults	3,250	5,881	55.3%	52.0%	52.2%	50.1%
% of FP17s for Band 1 Urgent Courses	571	7,229	7.9%	8.2%	9.2%	9.1%
% of FP17s Relating to Free Repair or Replacements	135	7,229	1.9%	1.2%	1.0%	0.8%
% of FP17s Relating to Continuations	62	7,229	0.9%	1.6%	1.4%	1.2%
% of Patients satisfied with the dentistry they have received	11	12	91.7%	93.3%	93.1%	92.8%
% of Patients satisfied with the time they had to wait for an appointment	11	12	91.7%	90.4%	89.5%	88.7%

* This is based on patients treated on this contract for their most recent course of treatment. Figures in italics indicate the base number of FP17s or Patient Questionnaire responses are less than 100. N/A is shown where the base number of responses is less than 10 during the period. % is calculated as Quantity/Base number*100

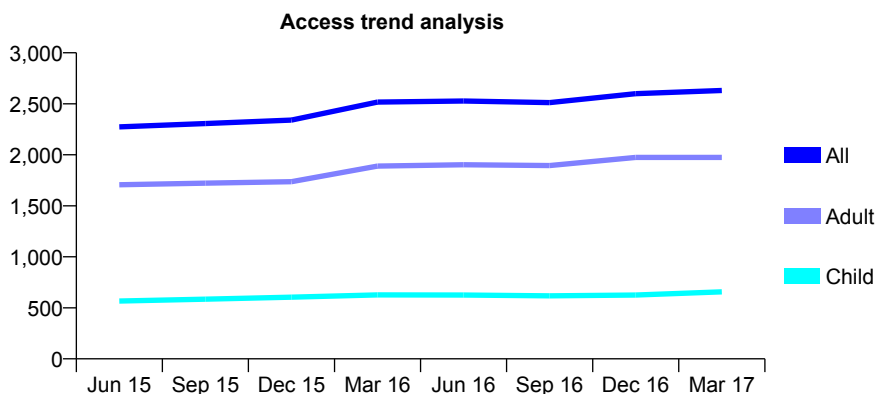
Q49 - Vital Signs At a Glance Contract Report for 275786/0006 - March 2017

Name or company name	MR MA QURAISHI
Contract type name	GDS Contract
Purpose of contract	General
Contract start date	01/07/2011
Contract end date	

16/17 Contracted general activity (UDA)	10,507
Carry forward general activity (UDA)	0
16/17 Contracted orthodontic activity (UOA)	0
Carry forward orthodontic activity (UOA)	0
Baseline contract value	£229,911.41

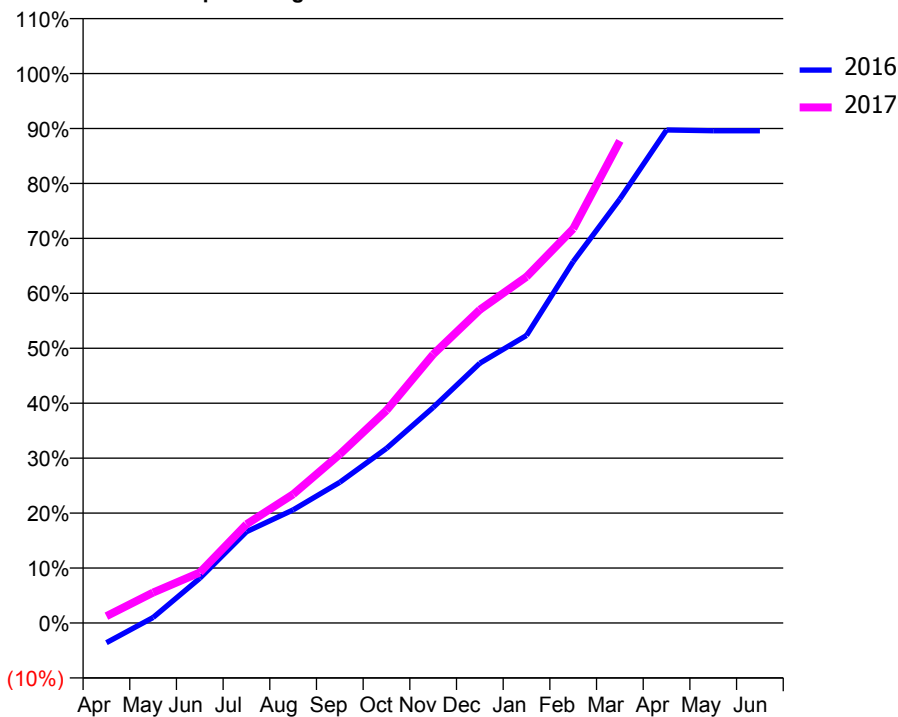
ACCESS*

Patients seen in 24 months	Total	Change since previous quarter
Quarter ending March 2016	2,517	
Quarter ending June 2016	2,528	→
Quarter ending September 2016	2,512	→
Quarter ending December 2016	2,599	↑
Quarter ending March 2017	2,631	→
Variance since March 2016	4.5%	↑



ACTIVITY

Cumulative percentage of contracted UDA delivered 2016 & 2017



Month	Adjusted Scheduled Activity (UDA)	
	2016	2017
April	-379	131
May	106	583
June	855	965
July	1,745	1,888
August	2,163	2,461
September	2,691	3,228
October	3,339	4,065
November	4,123	5,137
December	4,967	5,991
January	5,500	6,620
February	6,910	7,538
March	8,107	9,217
April	9,427	
May	9,412	
June	9,413	

QUALITY

	Quantity	Base Number	Contract	AT	Region	England
% of FP17s for the same patient ID Re-attending within 3 months - Children	96	993	9.7%	11.5%	13.3%	12.3%
% of FP17s for the same patient ID Re-attending within 3 months - Adults	477	2,758	17.3%	15.6%	17.3%	16.7%
% of FP17s for the same patient ID Re-attending between 3 & 9 months - Children	533	993	53.7%	57.3%	58.9%	57.6%
% of FP17s for the same patient ID Re-attending between 3 & 9 months - Adults	1,275	2,758	46.2%	52.0%	52.2%	50.1%
% of FP17s for Band 1 Urgent Courses	316	3,377	9.4%	8.2%	9.2%	9.1%
% of FP17s Relating to Free Repair or Replacements	78	3,377	2.3%	1.2%	1.0%	0.8%
% of FP17s Relating to Continuations	37	3,377	1.1%	1.6%	1.4%	1.2%
% of Patients satisfied with the dentistry they have received	7	7	N/A	93.3%	93.1%	92.8%
% of Patients satisfied with the time they had to wait for an appointment	7	7	N/A	90.4%	89.5%	88.7%

* This is based on patients treated on this contract for their most recent course of treatment. Figures in italics indicate the base number of FP17s or Patient Questionnaire responses are less than 100. N/A is shown where the base number of responses is less than 10 during the period. % is calculated as Quantity/Base number*100

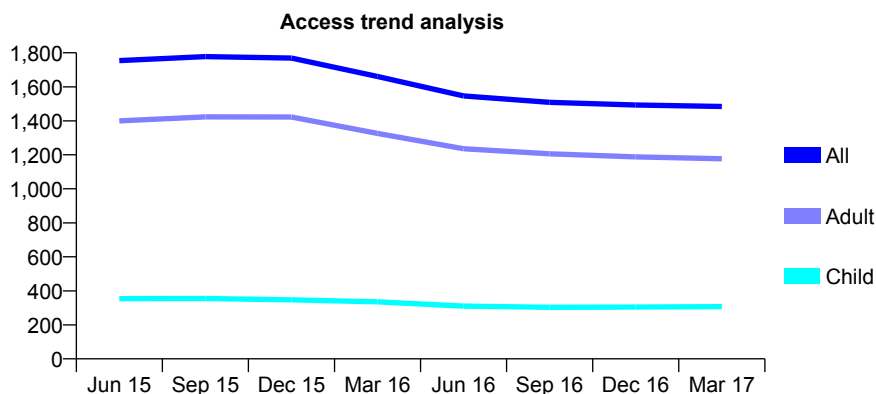
Q49 - Vital Signs At a Glance Contract Report for 275786/0007 - March 2017

Name or company name	MR MA QURAISHI
Contract type name	GDS Contract
Purpose of contract	General
Contract start date	16/12/2013
Contract end date	

16/17 Contracted general activity (UDA)	7,281
Carry forward general activity (UDA)	0
16/17 Contracted orthodontic activity (UOA)	0
Carry forward orthodontic activity (UOA)	0
Baseline contract value	£191,093.69

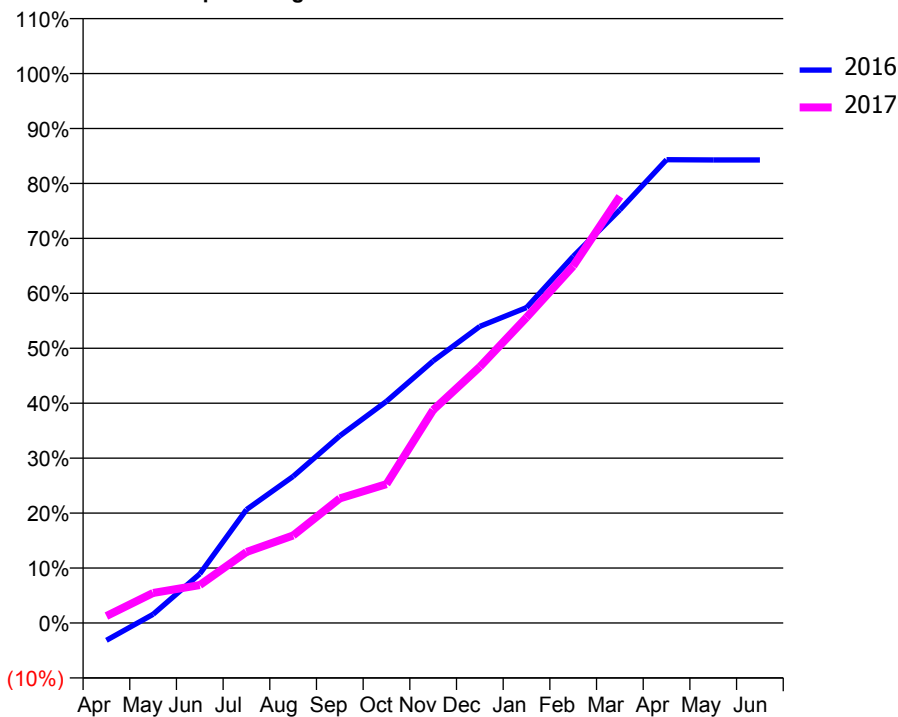
ACCESS*

Patients seen in 24 months	Total	Change since previous quarter
Quarter ending March 2016	1,661	
Quarter ending June 2016	1,546	↓
Quarter ending September 2016	1,509	↓
Quarter ending December 2016	1,493	↓
Quarter ending March 2017	1,484	→
Variance since March 2016	(10.7%)	↓



ACTIVITY

Cumulative percentage of contracted UDA delivered 2016 & 2017



Month	Adjusted Scheduled Activity (UDA)	
	2016	2017
April	-230	93
May	115	399
June	651	502
July	1,504	941
August	1,943	1,161
September	2,480	1,651
October	2,937	1,840
November	3,473	2,822
December	3,930	3,395
January	4,180	4,049
February	4,857	4,728
March	5,474	5,652
April	6,139	
May	6,136	
June	6,136	

QUALITY

	Quantity	Base Number	Contract	AT	Region	England
% of FP17s for the same patient ID Re-attending within 3 months - Children	53	467	11.3%	11.5%	13.3%	12.3%
% of FP17s for the same patient ID Re-attending within 3 months - Adults	241	1,475	16.3%	15.6%	17.3%	16.7%
% of FP17s for the same patient ID Re-attending between 3 & 9 months - Children	270	467	57.8%	57.3%	58.9%	57.6%
% of FP17s for the same patient ID Re-attending between 3 & 9 months - Adults	811	1,475	55.0%	52.0%	52.2%	50.1%
% of FP17s for Band 1 Urgent Courses	96	1,746	5.5%	8.2%	9.2%	9.1%
% of FP17s Relating to Free Repair or Replacements	34	1,746	1.9%	1.2%	1.0%	0.8%
% of FP17s Relating to Continuations	24	1,746	1.4%	1.6%	1.4%	1.2%
% of Patients satisfied with the dentistry they have received	8	9	N/A	93.3%	93.1%	92.8%
% of Patients satisfied with the time they had to wait for an appointment	9	9	N/A	90.4%	89.5%	88.7%

* This is based on patients treated on this contract for their most recent course of treatment. Figures in italics indicate the base number of FP17s or Patient Questionnaire responses are less than 100. N/A is shown where the base number of responses is less than 10 during the period. % is calculated as Quantity/Base number*100

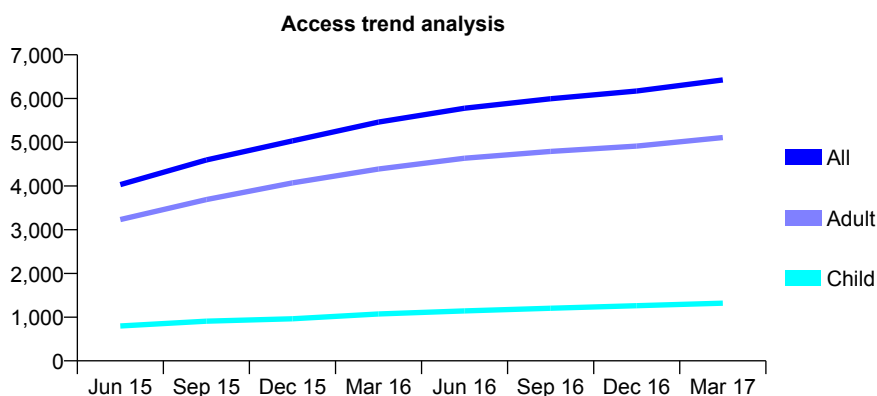
Q49 - Vital Signs At a Glance Contract Report for 303194/0003 - March 2017

Name or company name	MR AA WAUGH
Contract type name	GDS Contract
Purpose of contract	General
Contract start date	01/06/2014
Contract end date	

16/17 Contracted general activity (UDA)	21,177
Carry forward general activity (UDA)	0
16/17 Contracted orthodontic activity (UOA)	0
Carry forward orthodontic activity (UOA)	0
Baseline contract value	£465,339.99

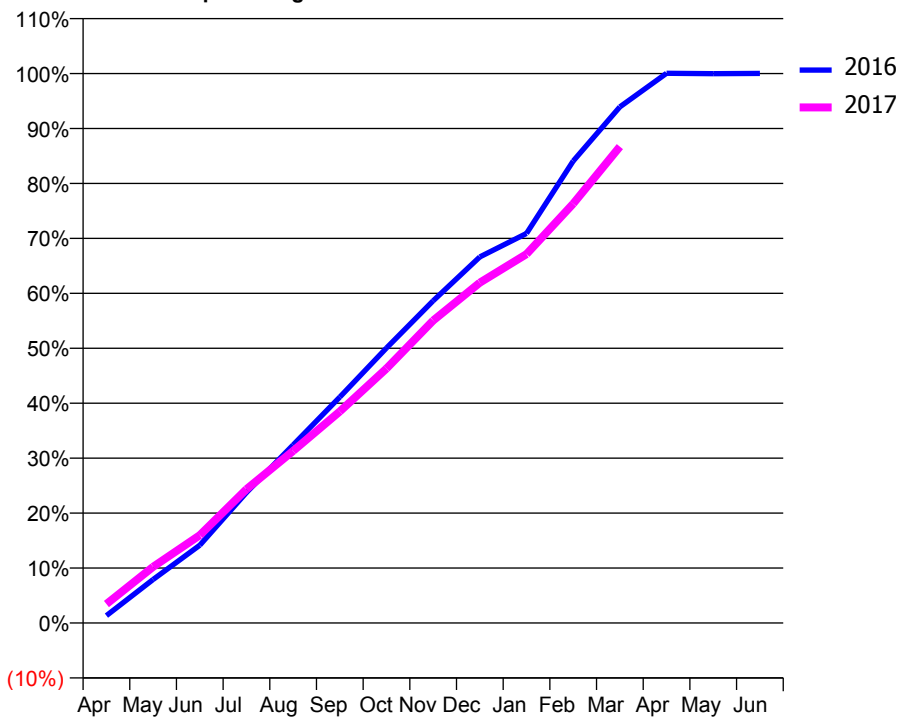
ACCESS*

Patients seen in 24 months	Total	Change since previous quarter
Quarter ending March 2016	5,460	
Quarter ending June 2016	5,778	↑
Quarter ending September 2016	5,994	↑
Quarter ending December 2016	6,172	↑
Quarter ending March 2017	6,426	↑
Variance since March 2016	17.7%	↑



ACTIVITY

Cumulative percentage of contracted UDA delivered 2016 & 2017



Month	Adjusted Scheduled Activity (UDA)	
	2016	2017
April	243	733
May	1,435	2,164
June	2,565	3,385
July	4,299	5,155
August	5,868	6,630
September	7,447	8,152
October	9,064	9,807
November	10,621	11,656
December	12,062	13,118
January	12,838	14,216
February	15,224	16,159
March	17,007	18,358
April	18,116	
May	18,104	
June	18,111	

QUALITY

	Quantity	Base Number	Contract	AT	Region	England
% of FP17s for the same patient ID Re-attending within 3 months - Children	84	1,659	5.1%	11.5%	13.3%	12.3%
% of FP17s for the same patient ID Re-attending within 3 months - Adults	593	5,825	10.2%	15.6%	17.3%	16.7%
% of FP17s for the same patient ID Re-attending between 3 & 9 months - Children	813	1,659	49.0%	57.3%	58.9%	57.6%
% of FP17s for the same patient ID Re-attending between 3 & 9 months - Adults	2,636	5,825	45.3%	52.0%	52.2%	50.1%
% of FP17s for Band 1 Urgent Courses	227	7,051	3.2%	8.2%	9.2%	9.1%
% of FP17s Relating to Free Repair or Replacements	31	7,051	0.4%	1.2%	1.0%	0.8%
% of FP17s Relating to Continuations	185	7,051	2.6%	1.6%	1.4%	1.2%
% of Patients satisfied with the dentistry they have received	8	8	N/A	93.3%	93.1%	92.8%
% of Patients satisfied with the time they had to wait for an appointment	8	8	N/A	90.4%	89.5%	88.7%

* This is based on patients treated on this contract for their most recent course of treatment. Figures in italics indicate the base number of FP17s or Patient Questionnaire responses are less than 100. N/A is shown where the base number of responses is less than 10 during the period. % is calculated as Quantity/Base number*100

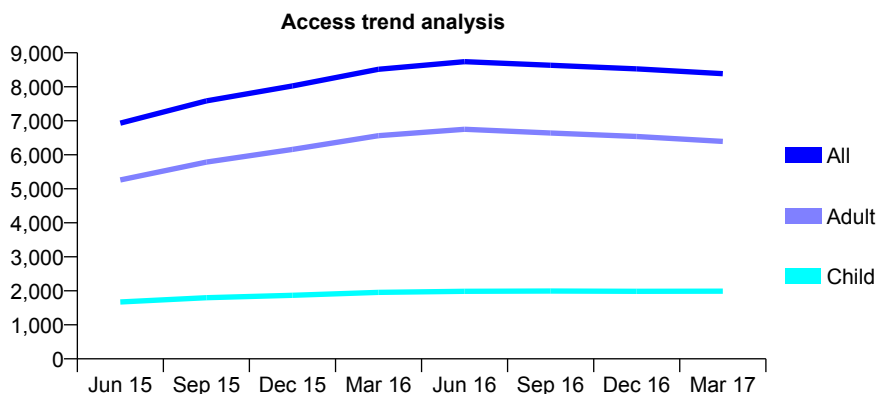
Q49 - Vital Signs At a Glance Contract Report for 303194/0004 - March 2017

Name or company name	MR AA WAUGH
Contract type name	GDS Contract
Purpose of contract	General
Contract start date	01/06/2014
Contract end date	

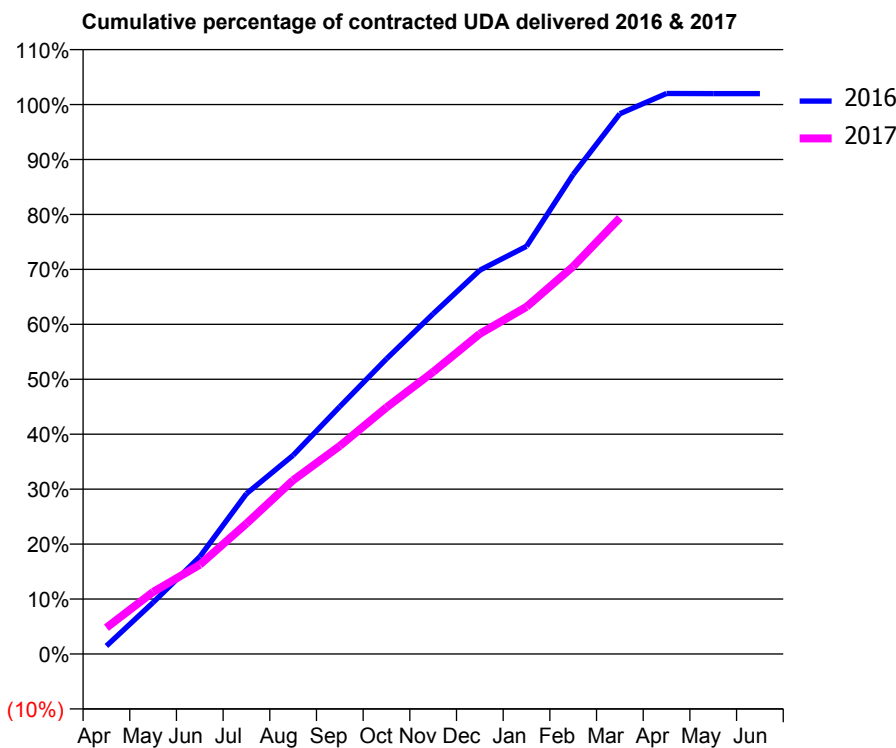
16/17 Contracted general activity (UDA)	29,358
Carry forward general activity (UDA)	0
16/17 Contracted orthodontic activity (UOA)	0
Carry forward orthodontic activity (UOA)	0
Baseline contract value	£698,263.61

ACCESS*

Patients seen in 24 months	Total	Change since previous quarter
Quarter ending March 2016	8,515	
Quarter ending June 2016	8,740	↑
Quarter ending September 2016	8,634	↓
Quarter ending December 2016	8,527	↓
Quarter ending March 2017	8,385	↓
Variance since March 2016	(1.5%)	↓



ACTIVITY



Month	Adjusted Scheduled Activity (UDA)	
	2016	2017
April	368	1,409
May	2,345	3,319
June	4,424	4,771
July	7,296	6,973
August	9,045	9,289
September	11,258	11,118
October	13,428	13,175
November	15,478	15,073
December	17,462	17,108
January	18,548	18,547
February	21,818	20,704
March	24,579	23,303
April	25,503	
May	25,496	
June	25,494	

QUALITY

	Quantity	Base Number	Contract	AT	Region	England
% of FP17s for the same patient ID Re-attending within 3 months - Children	118	2,629	4.5%	11.5%	13.3%	12.3%
% of FP17s for the same patient ID Re-attending within 3 months - Adults	728	7,503	9.7%	15.6%	17.3%	16.7%
% of FP17s for the same patient ID Re-attending between 3 & 9 months - Children	1,509	2,629	57.4%	57.3%	58.9%	57.6%
% of FP17s for the same patient ID Re-attending between 3 & 9 months - Adults	4,062	7,503	54.1%	52.0%	52.2%	50.1%
% of FP17s for Band 1 Urgent Courses	223	9,716	2.3%	8.2%	9.2%	9.1%
% of FP17s Relating to Free Repair or Replacements	110	9,716	1.1%	1.2%	1.0%	0.8%
% of FP17s Relating to Continuations	134	9,716	1.4%	1.6%	1.4%	1.2%
% of Patients satisfied with the dentistry they have received	11	12	91.7%	93.3%	93.1%	92.8%
% of Patients satisfied with the time they had to wait for an appointment	11	12	91.7%	90.4%	89.5%	88.7%

* This is based on patients treated on this contract for their most recent course of treatment. Figures in italics indicate the base number of FP17s or Patient Questionnaire responses are less than 100. N/A is shown where the base number of responses is less than 10 during the period. % is calculated as Quantity/Base number*100

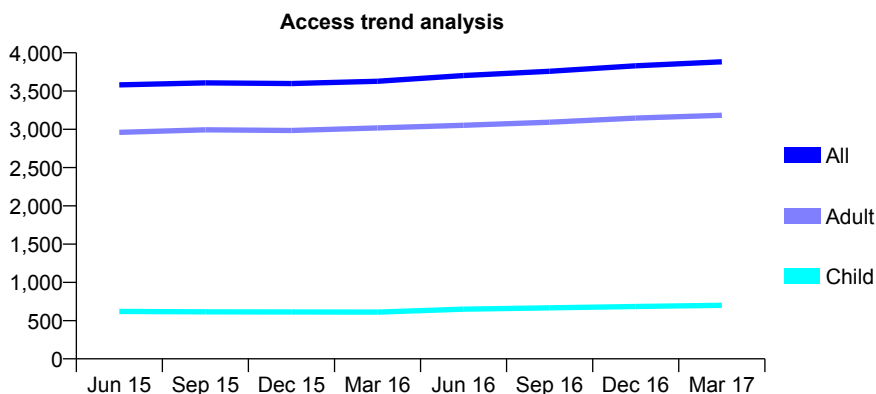
Q49 - Vital Signs At a Glance Contract Report for 306266/0001 - March 2017

Name or company name	Mr YA Nojib and Mr J Robinson
Contract type name	GDS Contract
Purpose of contract	General
Contract start date	01/04/2006
Contract end date	

16/17 Contracted general activity (UDA)	10,000
Carry forward general activity (UDA)	0
16/17 Contracted orthodontic activity (UOA)	0
Carry forward orthodontic activity (UOA)	0
Baseline contract value	£273,933.37

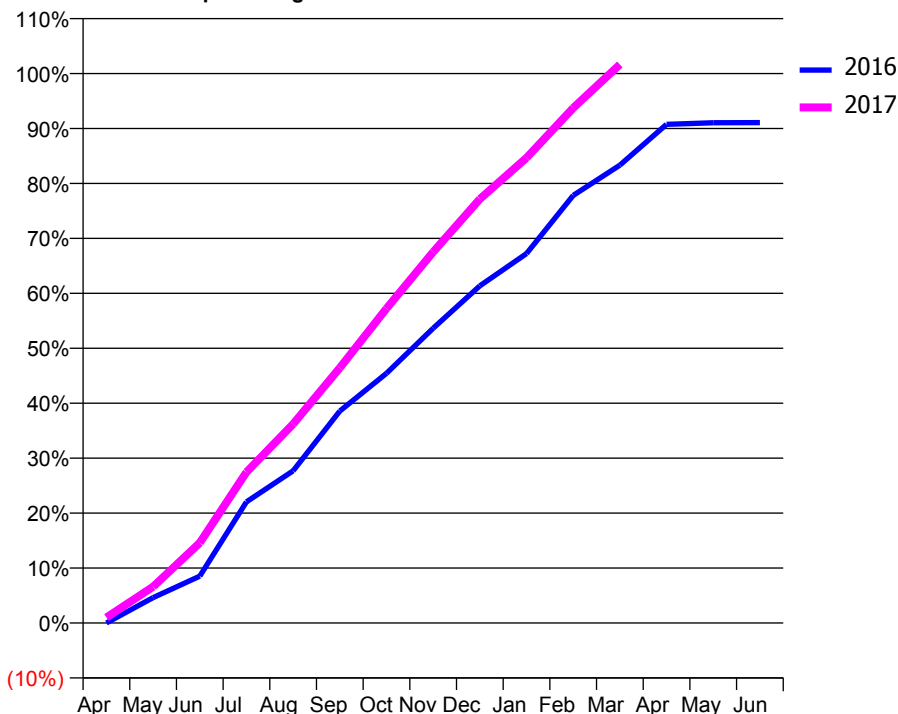
ACCESS*

Patients seen in 24 months	Total	Change since previous quarter
Quarter ending March 2016	3,628	
Quarter ending June 2016	3,702	↑
Quarter ending September 2016	3,759	→
Quarter ending December 2016	3,830	→
Quarter ending March 2017	3,882	→
Variance since March 2016	7.0%	↑



ACTIVITY

Cumulative percentage of contracted UDA delivered 2016 & 2017



Month	Adjusted Scheduled Activity (UDA)	
	2016	2017
April	0	100
May	463	661
June	853	1,459
July	2,205	2,746
August	2,771	3,622
September	3,858	4,644
October	4,544	5,723
November	5,363	6,752
December	6,136	7,716
January	6,722	8,465
February	7,782	9,373
March	8,332	10,164
April	9,074	
May	9,104	
June	9,106	

QUALITY

	Quantity	Base Number	Contract	AT	Region	England
% of FP17s for the same patient ID Re-attending within 3 months - Children	61	1,020	6.0%	11.5%	13.3%	12.3%
% of FP17s for the same patient ID Re-attending within 3 months - Adults	693	4,565	15.2%	15.6%	17.3%	16.7%
% of FP17s for the same patient ID Re-attending between 3 & 9 months - Children	492	1,020	48.2%	57.3%	58.9%	57.6%
% of FP17s for the same patient ID Re-attending between 3 & 9 months - Adults	2,306	4,565	50.5%	52.0%	52.2%	50.1%
% of FP17s for Band 1 Urgent Courses	360	5,100	7.1%	8.2%	9.2%	9.1%
% of FP17s Relating to Free Repair or Replacements	44	5,100	0.9%	1.2%	1.0%	0.8%
% of FP17s Relating to Continuations	107	5,100	2.1%	1.6%	1.4%	1.2%
% of Patients satisfied with the dentistry they have received	13	13	100.0%	93.3%	93.1%	92.8%
% of Patients satisfied with the time they had to wait for an appointment	12	13	92.3%	90.4%	89.5%	88.7%

* This is based on patients treated on this contract for their most recent course of treatment. Figures in italics indicate the base number of FP17s or Patient Questionnaire responses are less than 100. N/A is shown where the base number of responses is less than 10 during the period. % is calculated as Quantity/Base number*100

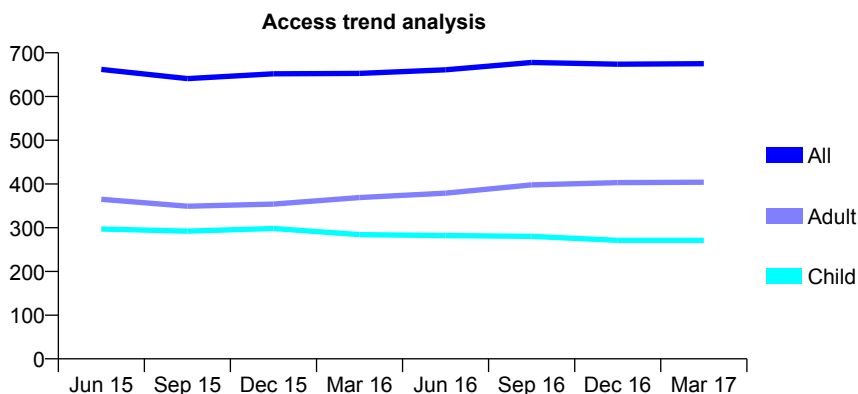
Q49 - Vital Signs At a Glance Contract Report for 309516/0001 - March 2017

Name or company name	DR ID GRIME
Contract type name	GDS Contract
Purpose of contract	General
Contract start date	01/04/2006
Contract end date	

16/17 Contracted general activity (UDA)	1,650
Carry forward general activity (UDA)	0
16/17 Contracted orthodontic activity (UOA)	0
Carry forward orthodontic activity (UOA)	0
Baseline contract value	£42,235.02

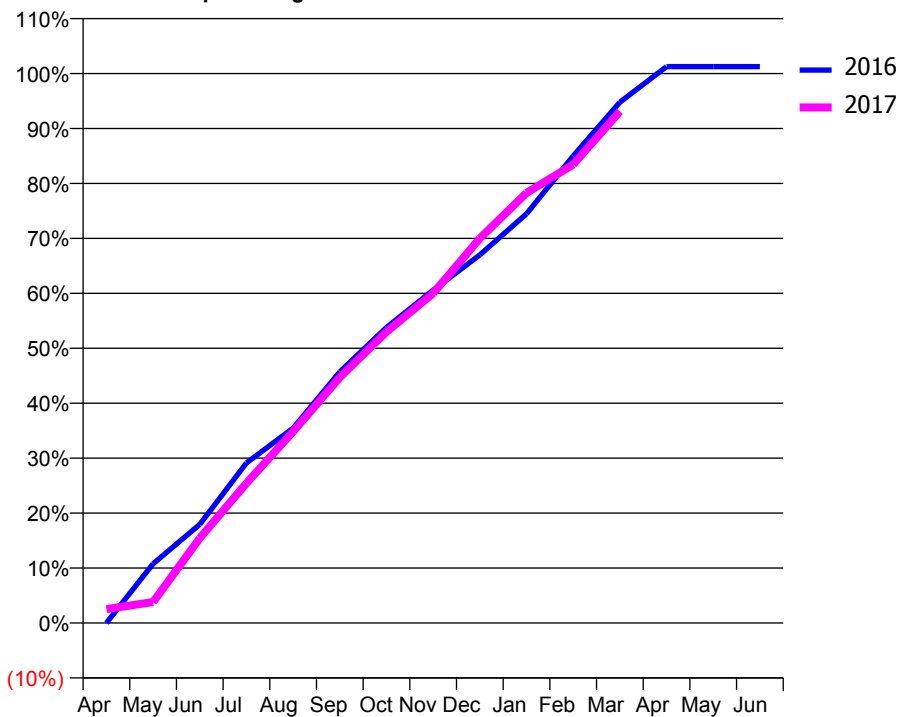
ACCESS*

Patients seen in 24 months	Total	Change since previous quarter
Quarter ending March 2016	653	
Quarter ending June 2016	661	→
Quarter ending September 2016	678	↑
Quarter ending December 2016	674	→
Quarter ending March 2017	675	→
Variance since March 2016	3.4%	↑



ACTIVITY

Cumulative percentage of contracted UDA delivered 2016 & 2017



Month	Adjusted Scheduled Activity (UDA)	
	2016	2017
April	0	42
May	178	63
June	296	255
July	481	420
August	585	575
September	754	738
October	888	874
November	1,000	990
December	1,105	1,155
January	1,229	1,291
February	1,402	1,377
March	1,564	1,536
April	1,671	
May	1,671	
June	1,671	

QUALITY

	Quantity	Base Number	Contract	AT	Region	England
% of FP17s for the same patient ID Re-attending within 3 months - Children	23	421	5.5%	11.5%	13.3%	12.3%
% of FP17s for the same patient ID Re-attending within 3 months - Adults	78	588	13.3%	15.6%	17.3%	16.7%
% of FP17s for the same patient ID Re-attending between 3 & 9 months - Children	273	421	64.8%	57.3%	58.9%	57.6%
% of FP17s for the same patient ID Re-attending between 3 & 9 months - Adults	377	588	64.1%	52.0%	52.2%	50.1%
% of FP17s for Band 1 Urgent Courses	55	942	5.8%	8.2%	9.2%	9.1%
% of FP17s Relating to Free Repair or Replacements	1	942	0.1%	1.2%	1.0%	0.8%
% of FP17s Relating to Continuations	15	942	1.6%	1.6%	1.4%	1.2%
% of Patients satisfied with the dentistry they have received	0	0	N/A	93.3%	93.1%	92.8%
% of Patients satisfied with the time they had to wait for an appointment	0	0	N/A	90.4%	89.5%	88.7%

* This is based on patients treated on this contract for their most recent course of treatment. Figures in italics indicate the base number of FP17s or Patient Questionnaire responses are less than 100. N/A is shown where the base number of responses is less than 10 during the period. % is calculated as Quantity/Base number*100

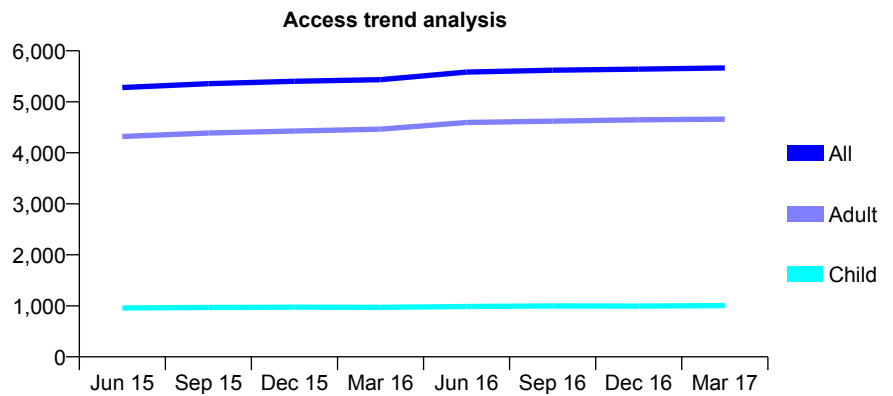
Q49 - Vital Signs At a Glance Contract Report for 320978/0001 - March 2017

Name or company name	MR SL MCKENZIE
Contract type name	GDS Contract
Purpose of contract	General and Orthodontic
Contract start date	01/04/2006
Contract end date	

16/17 Contracted general activity (UDA)	13,087
Carry forward general activity (UDA)	0
16/17 Contracted orthodontic activity (UOA)	0
Carry forward orthodontic activity (UOA)	0
Baseline contract value	£389,939.30

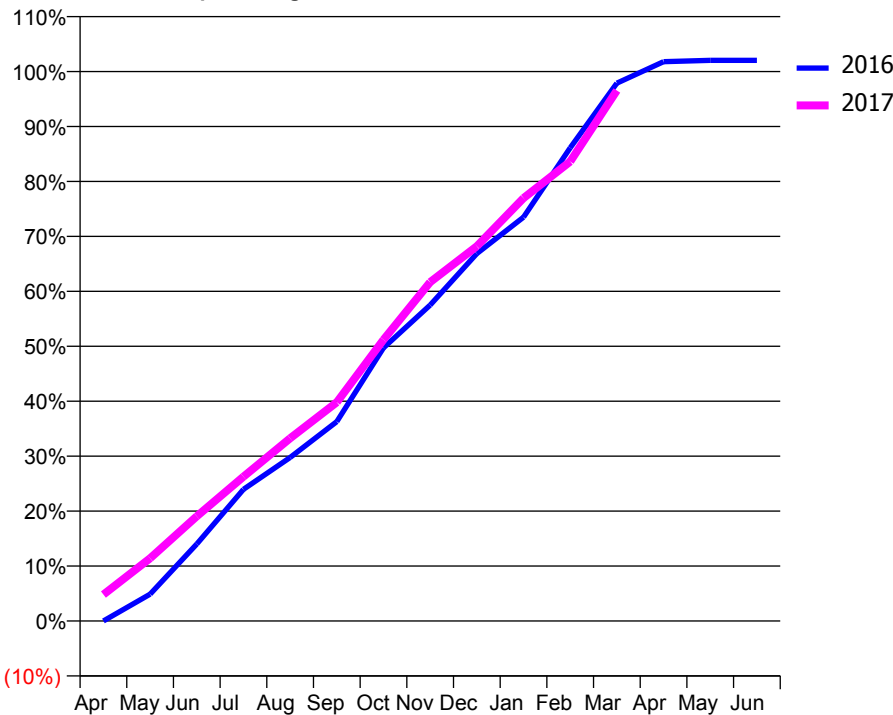
ACCESS*

Patients seen in 24 months	Total	Change since previous quarter
Quarter ending March 2016	5,435	
Quarter ending June 2016	5,583	↑
Quarter ending September 2016	5,619	→
Quarter ending December 2016	5,640	→
Quarter ending March 2017	5,665	→
Variance since March 2016	4.2%	↑



ACTIVITY

Cumulative percentage of contracted UDA delivered 2016 & 2017



QUALITY

	Quantity	Base Number	Contract	AT	Region	England
% of FP17s for the same patient ID Re-attending within 3 months - Children	115	1,417	8.1%	11.5%	13.3%	12.3%
% of FP17s for the same patient ID Re-attending within 3 months - Adults	1,234	6,522	18.9%	15.6%	17.3%	16.7%
% of FP17s for the same patient ID Re-attending between 3 & 9 months - Children	756	1,417	53.4%	57.3%	58.9%	57.6%
% of FP17s for the same patient ID Re-attending between 3 & 9 months - Adults	3,259	6,522	50.0%	52.0%	52.2%	50.1%
% of FP17s for Band 1 Urgent Courses	817	7,045	11.6%	8.2%	9.2%	9.1%
% of FP17s Relating to Free Repair or Replacements	42	7,045	0.6%	1.2%	1.0%	0.8%
% of FP17s Relating to Continuations	106	7,045	1.5%	1.6%	1.4%	1.2%
% of Patients satisfied with the dentistry they have received	64	66	97.0%	93.3%	93.1%	92.8%
% of Patients satisfied with the time they had to wait for an appointment	63	66	95.5%	90.4%	89.5%	88.7%

* This is based on patients treated on this contract for their most recent course of treatment. Figures in italics indicate the base number of FP17s or Patient Questionnaire responses are less than 100. N/A is shown where the base number of responses is less than 10 during the period. % is calculated as Quantity/Base number*100

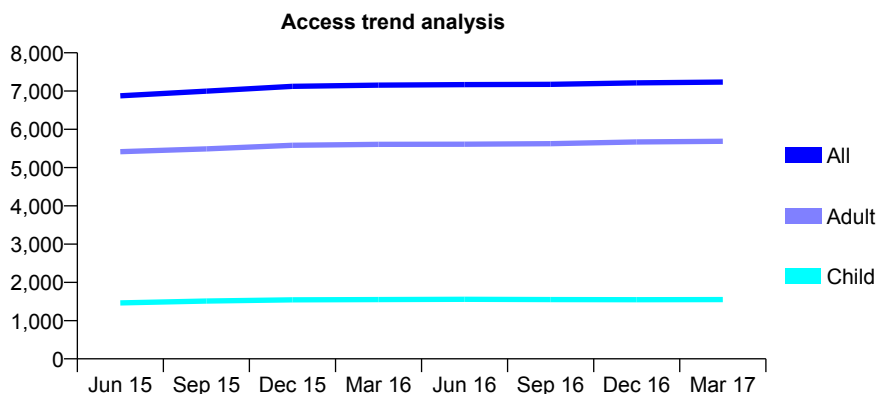
Q49 - Vital Signs At a Glance Contract Report for 324604/0001 - March 2017

Name or company name	MR MG HAILS
Contract type name	GDS Contract
Purpose of contract	General and Orthodontic
Contract start date	01/04/2006
Contract end date	

16/17 Contracted general activity (UDA)	19,114
Carry forward general activity (UDA)	0
16/17 Contracted orthodontic activity (UOA)	119
Carry forward orthodontic activity (UOA)	0
Baseline contract value	£443,625.29

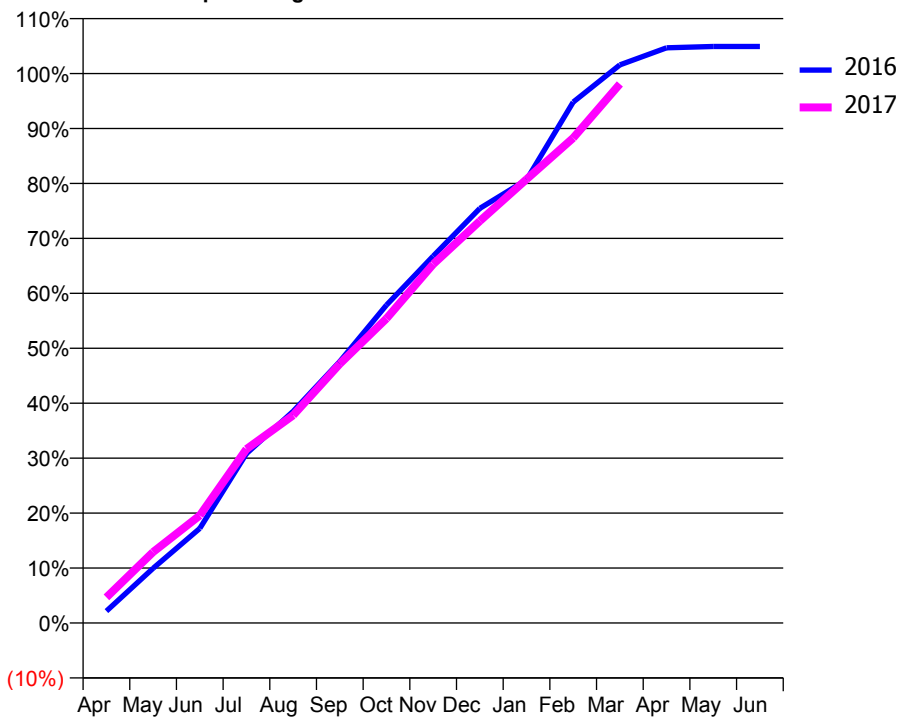
ACCESS*

Patients seen in 24 months	Total	Change since previous quarter
Quarter ending March 2016	7,156	
Quarter ending June 2016	7,169	→
Quarter ending September 2016	7,176	→
Quarter ending December 2016	7,214	→
Quarter ending March 2017	7,236	→
Variance since March 2016	1.1%	→



ACTIVITY

Cumulative percentage of contracted UDA delivered 2016 & 2017



Month	Adjusted Scheduled Activity (UDA)	
	2016	2017
April	406	894
May	1,858	2,471
June	3,214	3,741
July	5,752	6,049
August	7,186	7,224
September	8,878	9,014
October	10,794	10,594
November	12,455	12,477
December	14,073	13,984
January	15,043	15,434
February	17,681	16,871
March	18,943	18,748
April	19,526	
May	19,571	
June	19,571	

QUALITY

	Quantity	Base Number	Contract	AT	Region	England
% of FP17s for the same patient ID Re-attending within 3 months - Children	114	2,044	5.6%	11.5%	13.3%	12.3%
% of FP17s for the same patient ID Re-attending within 3 months - Adults	849	7,112	11.9%	15.6%	17.3%	16.7%
% of FP17s for the same patient ID Re-attending between 3 & 9 months - Children	1,090	2,044	53.3%	57.3%	58.9%	57.6%
% of FP17s for the same patient ID Re-attending between 3 & 9 months - Adults	3,565	7,112	50.1%	52.0%	52.2%	50.1%
% of FP17s for Band 1 Urgent Courses	574	8,836	6.5%	8.2%	9.2%	9.1%
% of FP17s Relating to Free Repair or Replacements	50	8,836	0.6%	1.2%	1.0%	0.8%
% of FP17s Relating to Continuations	151	8,836	1.7%	1.6%	1.4%	1.2%
% of Patients satisfied with the dentistry they have received	12	12	100.0%	93.3%	93.1%	92.8%
% of Patients satisfied with the time they had to wait for an appointment	12	12	100.0%	90.4%	89.5%	88.7%

* This is based on patients treated on this contract for their most recent course of treatment. Figures in italics indicate the base number of FP17s or Patient Questionnaire responses are less than 100. N/A is shown where the base number of responses is less than 10 during the period. % is calculated as Quantity/Base number*100

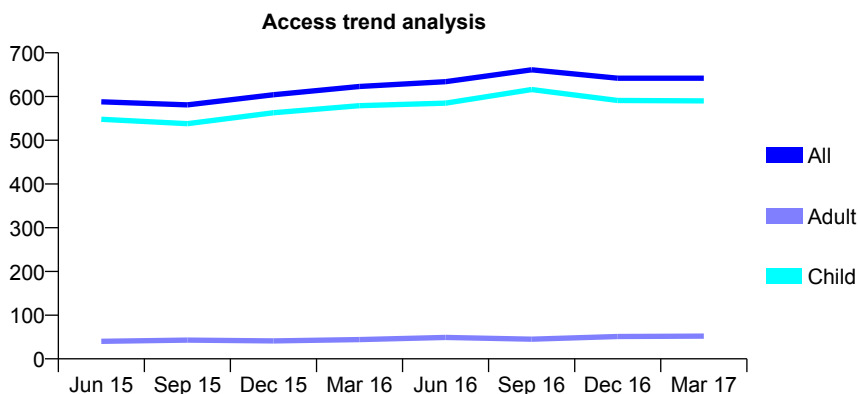
Q49 - Vital Signs At a Glance Contract Report for 326976/0001 - March 2017

Name or company name	MR RA HELLEN
Contract type name	GDS Contract
Purpose of contract	General
Contract start date	01/04/2006
Contract end date	

16/17 Contracted general activity (UDA)	1,300
Carry forward general activity (UDA)	0
16/17 Contracted orthodontic activity (UOA)	0
Carry forward orthodontic activity (UOA)	0
Baseline contract value	£31,055.56

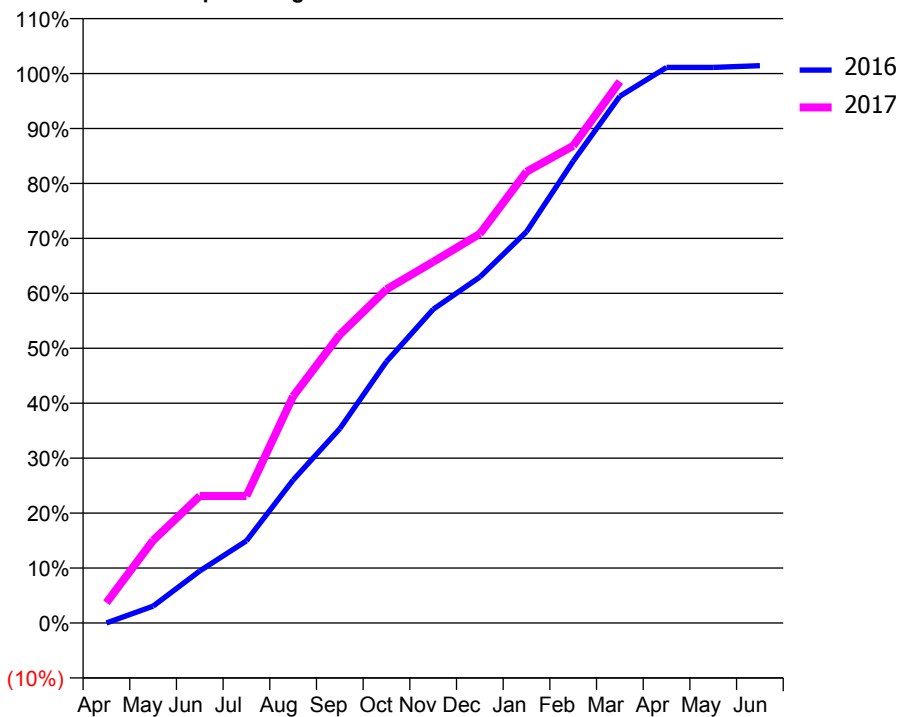
ACCESS*

Patients seen in 24 months	Total	Change since previous quarter
Quarter ending March 2016	623	
Quarter ending June 2016	634	→
Quarter ending September 2016	661	↑
Quarter ending December 2016	642	↓
Quarter ending March 2017	642	→
Variance since March 2016	3.0%	↑



ACTIVITY

Cumulative percentage of contracted UDA delivered 2016 & 2017



Month	Adjusted Scheduled Activity (UDA)	
	2016	2017
April	0	48
May	40	195
June	123	301
July	194	301
August	338	536
September	460	682
October	619	790
November	742	855
December	819	921
January	926	1,068
February	1,093	1,129
March	1,246	1,281
April	1,314	
May	1,314	
June	1,318	

QUALITY

	Quantity	Base Number	Contract	AT	Region	England
% of FP17s for the same patient ID Re-attending within 3 months - Children	97	908	10.7%	11.5%	13.3%	12.3%
% of FP17s for the same patient ID Re-attending within 3 months - Adults	0	1	0.0%	15.6%	17.3%	16.7%
% of FP17s for the same patient ID Re-attending between 3 & 9 months - Children	553	908	60.9%	57.3%	58.9%	57.6%
% of FP17s for the same patient ID Re-attending between 3 & 9 months - Adults	0	1	0.0%	52.0%	52.2%	50.1%
% of FP17s for Band 1 Urgent Courses	20	856	2.3%	8.2%	9.2%	9.1%
% of FP17s Relating to Free Repair or Replacements	0	856	0.0%	1.2%	1.0%	0.8%
% of FP17s Relating to Continuations	29	856	3.4%	1.6%	1.4%	1.2%
% of Patients satisfied with the dentistry they have received	0	0	N/A	93.3%	93.1%	92.8%
% of Patients satisfied with the time they had to wait for an appointment	0	0	N/A	90.4%	89.5%	88.7%

* This is based on patients treated on this contract for their most recent course of treatment. Figures in italics indicate the base number of FP17s or Patient Questionnaire responses are less than 100. N/A is shown where the base number of responses is less than 10 during the period. % is calculated as Quantity/Base number*100

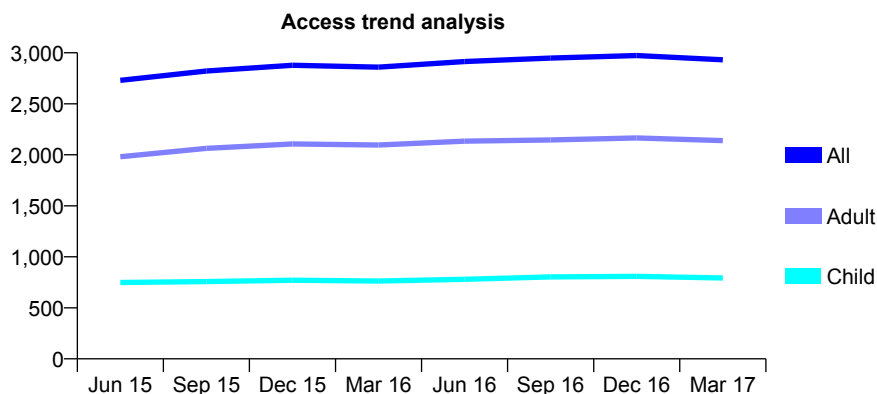
Q49 - Vital Signs At a Glance Contract Report for 327646/0001 - March 2017

Name or company name	MR TW CHEUNG
Contract type name	GDS Contract
Purpose of contract	General
Contract start date	01/04/2006
Contract end date	

16/17 Contracted general activity (UDA)	12,362
Carry forward general activity (UDA)	0
16/17 Contracted orthodontic activity (UOA)	0
Carry forward orthodontic activity (UOA)	0
Baseline contract value	£289,018.29

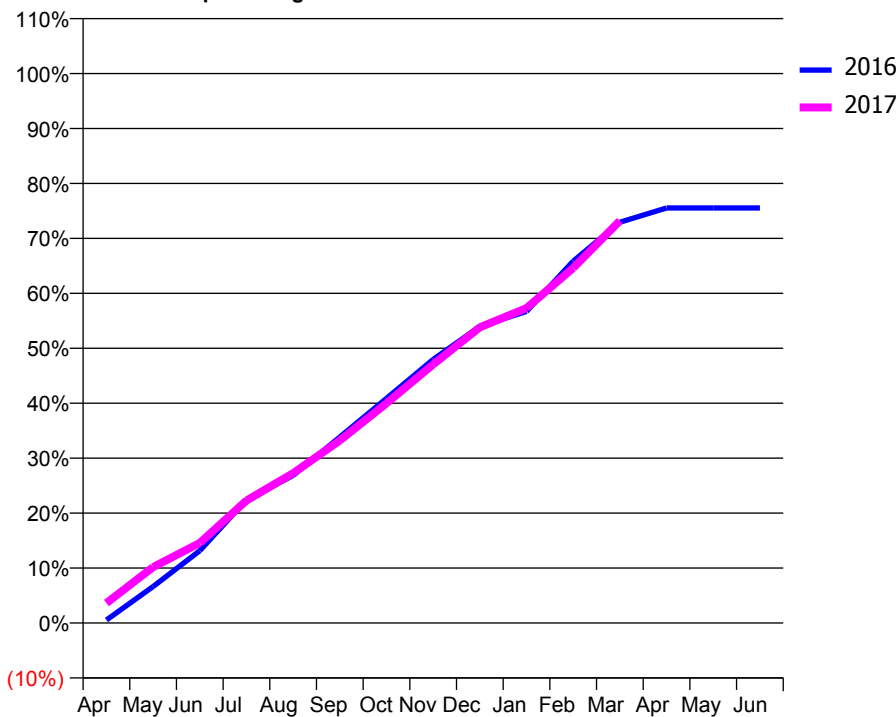
ACCESS*

Patients seen in 24 months	Total	Change since previous quarter
Quarter ending March 2016	2,859	
Quarter ending June 2016	2,914	→
Quarter ending September 2016	2,949	→
Quarter ending December 2016	2,973	→
Quarter ending March 2017	2,932	↓
Variance since March 2016	2.6%	↑



ACTIVITY

Cumulative percentage of contracted UDA delivered 2016 & 2017



Month	Adjusted Scheduled Activity (UDA)	
	2016	2017
April	68	450
May	819	1,257
June	1,628	1,801
July	2,770	2,755
August	3,318	3,369
September	4,185	4,105
October	5,054	4,942
November	5,929	5,819
December	6,673	6,653
January	7,010	7,084
February	8,139	7,987
March	9,016	9,050
April	9,338	
May	9,338	
June	9,338	

QUALITY

	Quantity	Base Number	Contract	AT	Region	England
% of FP17s for the same patient ID Re-attending within 3 months - Children	56	988	5.7%	11.5%	13.3%	12.3%
% of FP17s for the same patient ID Re-attending within 3 months - Adults	282	2,410	11.7%	15.6%	17.3%	16.7%
% of FP17s for the same patient ID Re-attending between 3 & 9 months - Children	478	988	48.4%	57.3%	58.9%	57.6%
% of FP17s for the same patient ID Re-attending between 3 & 9 months - Adults	1,062	2,410	44.1%	52.0%	52.2%	50.1%
% of FP17s for Band 1 Urgent Courses	170	3,281	5.2%	8.2%	9.2%	9.1%
% of FP17s Relating to Free Repair or Replacements	45	3,281	1.4%	1.2%	1.0%	0.8%
% of FP17s Relating to Continuations	46	3,281	1.4%	1.6%	1.4%	1.2%
% of Patients satisfied with the dentistry they have received	3	3	N/A	93.3%	93.1%	92.8%
% of Patients satisfied with the time they had to wait for an appointment	3	3	N/A	90.4%	89.5%	88.7%

* This is based on patients treated on this contract for their most recent course of treatment. Figures in italics indicate the base number of FP17s or Patient Questionnaire responses are less than 100. N/A is shown where the base number of responses is less than 10 during the period. % is calculated as Quantity/Base number*100

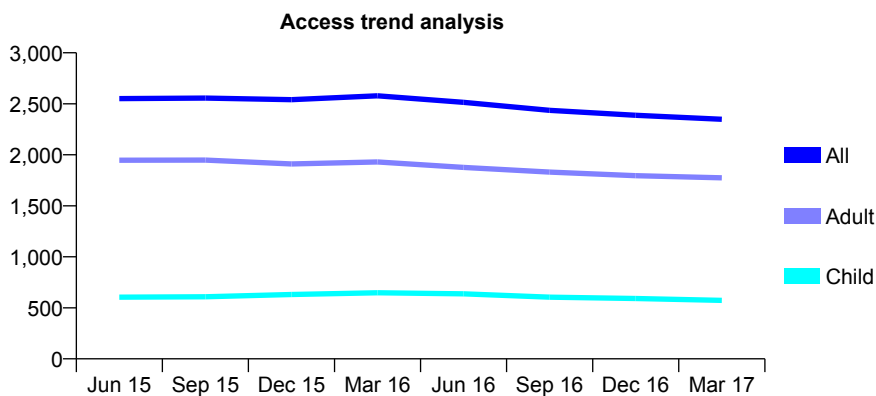
Q49 - Vital Signs At a Glance Contract Report for 329711/0001 - March 2017

Name or company name	MR S NEPALI
Contract type name	GDS Contract
Purpose of contract	General and Orthodontic
Contract start date	01/04/2006
Contract end date	

16/17 Contracted general activity (UDA)	9,100
Carry forward general activity (UDA)	0
16/17 Contracted orthodontic activity (UOA)	250
Carry forward orthodontic activity (UOA)	0
Baseline contract value	£228,940.08

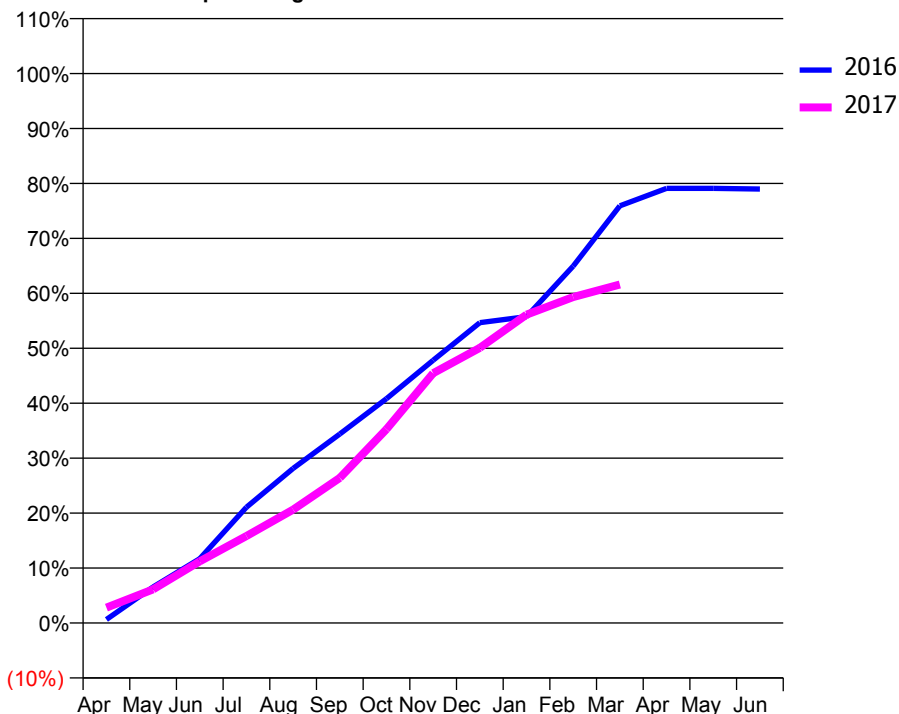
ACCESS*

Patients seen in 24 months	Total	Change since previous quarter
Quarter ending March 2016	2,578	
Quarter ending June 2016	2,514	↓
Quarter ending September 2016	2,436	↓
Quarter ending December 2016	2,387	↓
Quarter ending March 2017	2,348	↓
Variance since March 2016	(8.9%)	↓



ACTIVITY

Cumulative percentage of contracted UDA delivered 2016 & 2017



Month	Adjusted Scheduled Activity (UDA)	
	2016	2017
April	58	256
May	596	557
June	1,067	1,021
July	1,918	1,440
August	2,560	1,878
September	3,130	2,403
October	3,715	3,210
November	4,351	4,137
December	4,974	4,556
January	5,073	5,107
February	5,910	5,398
March	6,909	5,605
April	7,198	
May	7,199	
June	7,187	

QUALITY

	Quantity	Base Number	Contract	AT	Region	England
% of FP17s for the same patient ID Re-attending within 3 months - Children	46	662	6.9%	11.5%	13.3%	12.3%
% of FP17s for the same patient ID Re-attending within 3 months - Adults	255	2,022	12.6%	15.6%	17.3%	16.7%
% of FP17s for the same patient ID Re-attending between 3 & 9 months - Children	335	662	50.6%	57.3%	58.9%	57.6%
% of FP17s for the same patient ID Re-attending between 3 & 9 months - Adults	1,088	2,022	53.8%	52.0%	52.2%	50.1%
% of FP17s for Band 1 Urgent Courses	185	2,513	7.4%	8.2%	9.2%	9.1%
% of FP17s Relating to Free Repair or Replacements	47	2,513	1.9%	1.2%	1.0%	0.8%
% of FP17s Relating to Continuations	17	2,513	0.7%	1.6%	1.4%	1.2%
% of Patients satisfied with the dentistry they have received	5	5	N/A	93.3%	93.1%	92.8%
% of Patients satisfied with the time they had to wait for an appointment	4	5	N/A	90.4%	89.5%	88.7%

* This is based on patients treated on this contract for their most recent course of treatment. Figures in italics indicate the base number of FP17s or Patient Questionnaire responses are less than 100. N/A is shown where the base number of responses is less than 10 during the period. % is calculated as Quantity/Base number*100

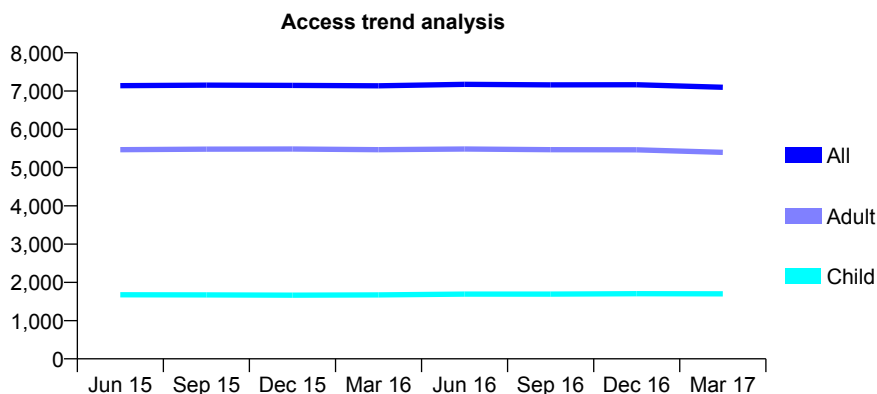
Q49 - Vital Signs At a Glance Contract Report for 331015/0001 - March 2017

Name or company name	MR KC MCCARTHY
Contract type name	GDS Contract
Purpose of contract	General
Contract start date	01/04/2006
Contract end date	

16/17 Contracted general activity (UDA)	16,742
Carry forward general activity (UDA)	-266
16/17 Contracted orthodontic activity (UOA)	0
Carry forward orthodontic activity (UOA)	0
Baseline contract value	£446,951.74

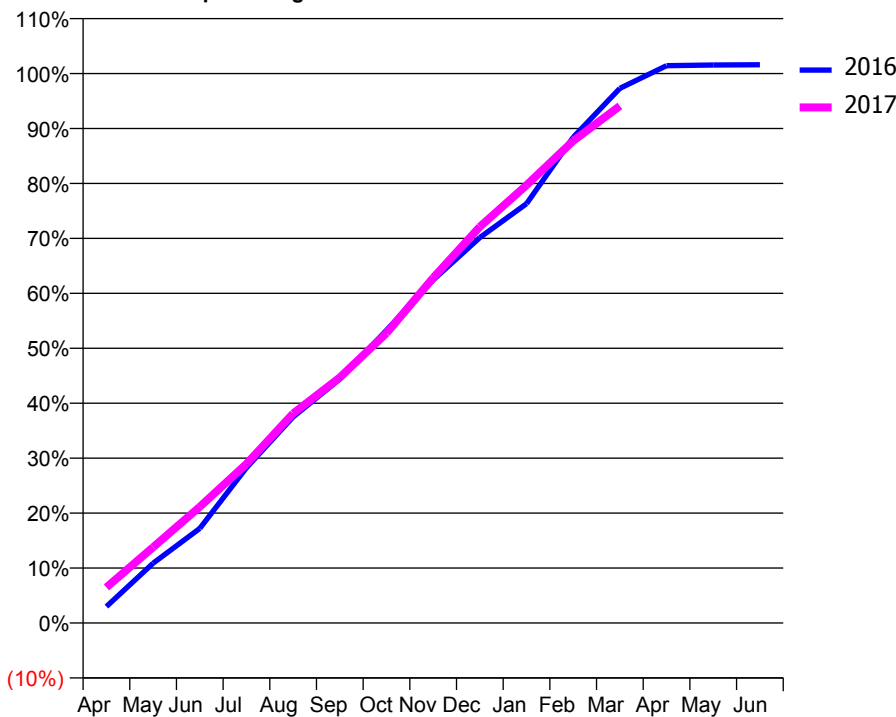
ACCESS*

Patients seen in 24 months	Total	Change since previous quarter
Quarter ending March 2016	7,138	
Quarter ending June 2016	7,177	→
Quarter ending September 2016	7,161	→
Quarter ending December 2016	7,166	→
Quarter ending March 2017	7,099	→
Variance since March 2016	(0.5%)	→



ACTIVITY

Cumulative percentage of contracted UDA delivered 2016 & 2017



Month	Adjusted Scheduled Activity (UDA)	
	2016	2017
April	503	1,087
May	1,822	2,311
June	2,884	3,539
July	4,731	4,848
August	6,280	6,385
September	7,431	7,480
October	8,920	8,831
November	10,452	10,516
December	11,745	12,073
January	12,775	13,340
February	14,799	14,688
March	16,289	15,754
April	16,980	
May	17,002	
June	17,008	

QUALITY

	Quantity	Base Number	Contract	AT	Region	England
% of FP17s for the same patient ID Re-attending within 3 months - Children	88	1,701	5.2%	11.5%	13.3%	12.3%
% of FP17s for the same patient ID Re-attending within 3 months - Adults	524	4,937	10.6%	15.6%	17.3%	16.7%
% of FP17s for the same patient ID Re-attending between 3 & 9 months - Children	409	1,701	24.0%	57.3%	58.9%	57.6%
% of FP17s for the same patient ID Re-attending between 3 & 9 months - Adults	1,150	4,937	23.3%	52.0%	52.2%	50.1%
% of FP17s for Band 1 Urgent Courses	262	6,359	4.1%	8.2%	9.2%	9.1%
% of FP17s Relating to Free Repair or Replacements	94	6,359	1.5%	1.2%	1.0%	0.8%
% of FP17s Relating to Continuations	157	6,359	2.5%	1.6%	1.4%	1.2%
% of Patients satisfied with the dentistry they have received	6	6	N/A	93.3%	93.1%	92.8%
% of Patients satisfied with the time they had to wait for an appointment	6	6	N/A	90.4%	89.5%	88.7%

* This is based on patients treated on this contract for their most recent course of treatment. Figures in italics indicate the base number of FP17s or Patient Questionnaire responses are less than 100. N/A is shown where the base number of responses is less than 10 during the period. % is calculated as Quantity/Base number*100

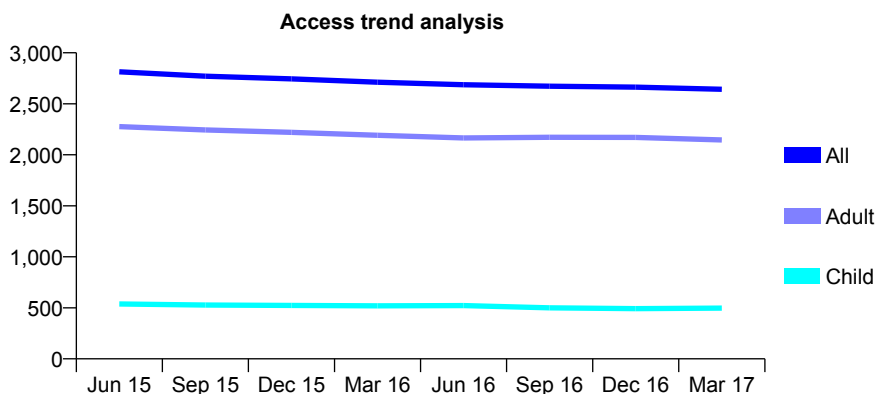
Q49 - Vital Signs At a Glance Contract Report for 333026/0002 - March 2017

Name or company name	MR K NUTT
Contract type name	GDS Contract
Purpose of contract	General
Contract start date	01/04/2006
Contract end date	

16/17 Contracted general activity (UDA)	8,454
Carry forward general activity (UDA)	-293
16/17 Contracted orthodontic activity (UOA)	0
Carry forward orthodontic activity (UOA)	0
Baseline contract value	£207,561.46

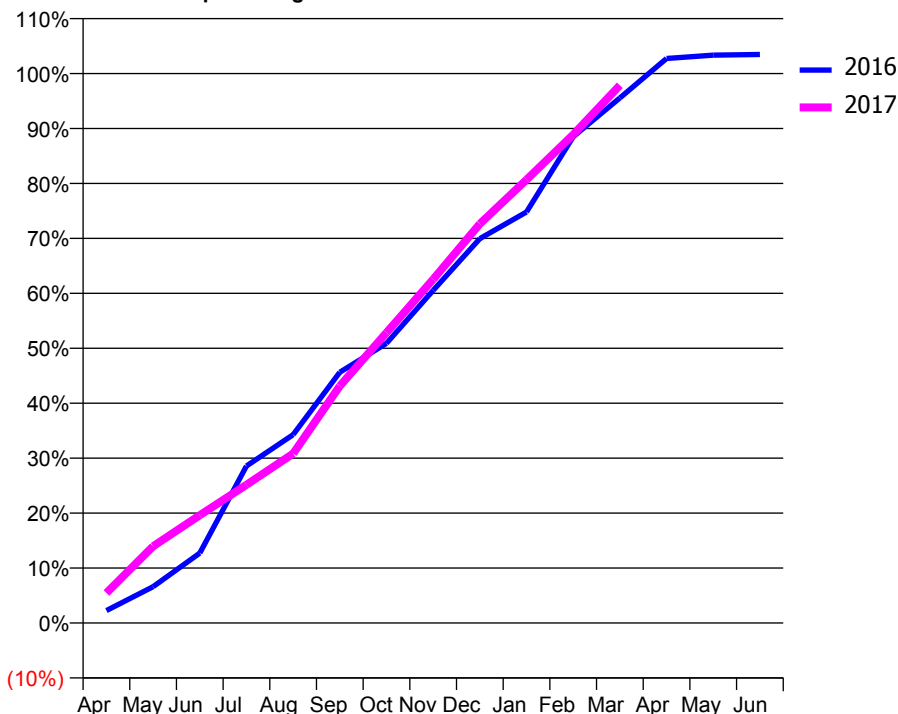
ACCESS*

Patients seen in 24 months	Total	Change since previous quarter
Quarter ending March 2016	2,712	
Quarter ending June 2016	2,687	→
Quarter ending September 2016	2,672	→
Quarter ending December 2016	2,663	→
Quarter ending March 2017	2,643	→
Variance since March 2016	(2.5%)	↓



ACTIVITY

Cumulative percentage of contracted UDA delivered 2016 & 2017



Month	Adjusted Scheduled Activity (UDA)	
	2016	2017
April	192	462
May	559	1,180
June	1,075	1,659
July	2,416	2,127
August	2,898	2,607
September	3,857	3,646
October	4,304	4,468
November	5,117	5,289
December	5,913	6,141
January	6,324	6,821
February	7,482	7,514
March	8,079	8,272
April	8,684	
May	8,736	
June	8,747	

QUALITY

	Quantity	Base Number	Contract	AT	Region	England
% of FP17s for the same patient ID Re-attending within 3 months - Children	46	831	5.5%	11.5%	13.3%	12.3%
% of FP17s for the same patient ID Re-attending within 3 months - Adults	584	3,605	16.2%	15.6%	17.3%	16.7%
% of FP17s for the same patient ID Re-attending between 3 & 9 months - Children	582	831	70.0%	57.3%	58.9%	57.6%
% of FP17s for the same patient ID Re-attending between 3 & 9 months - Adults	2,232	3,605	61.9%	52.0%	52.2%	50.1%
% of FP17s for Band 1 Urgent Courses	214	4,108	5.2%	8.2%	9.2%	9.1%
% of FP17s Relating to Free Repair or Replacements	30	4,108	0.7%	1.2%	1.0%	0.8%
% of FP17s Relating to Continuations	56	4,108	1.4%	1.6%	1.4%	1.2%
% of Patients satisfied with the dentistry they have received	7	9	N/A	93.3%	93.1%	92.8%
% of Patients satisfied with the time they had to wait for an appointment	9	9	N/A	90.4%	89.5%	88.7%

* This is based on patients treated on this contract for their most recent course of treatment. Figures in italics indicate the base number of FP17s or Patient Questionnaire responses are less than 100. N/A is shown where the base number of responses is less than 10 during the period. % is calculated as Quantity/Base number*100

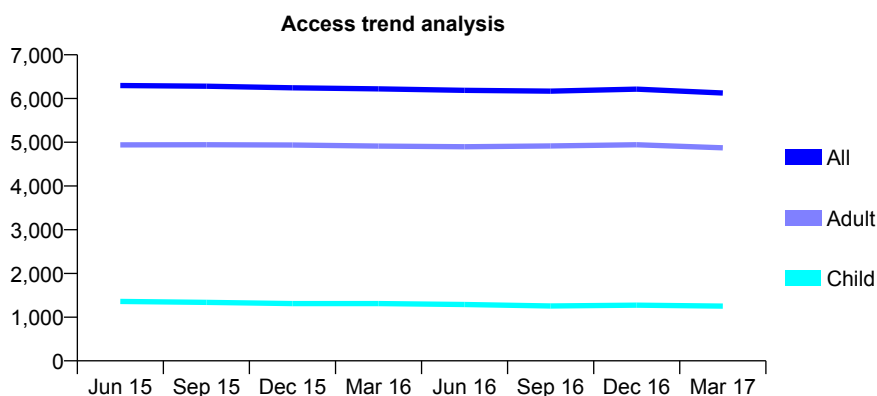
Q49 - Vital Signs At a Glance Contract Report for 334189/0001 - March 2017

Name or company name	MR GW MAW
Contract type name	GDS Contract
Purpose of contract	General
Contract start date	01/04/2006
Contract end date	

16/17 Contracted general activity (UDA)	19,221
Carry forward general activity (UDA)	397
16/17 Contracted orthodontic activity (UOA)	0
Carry forward orthodontic activity (UOA)	0
Baseline contract value	£442,775.19

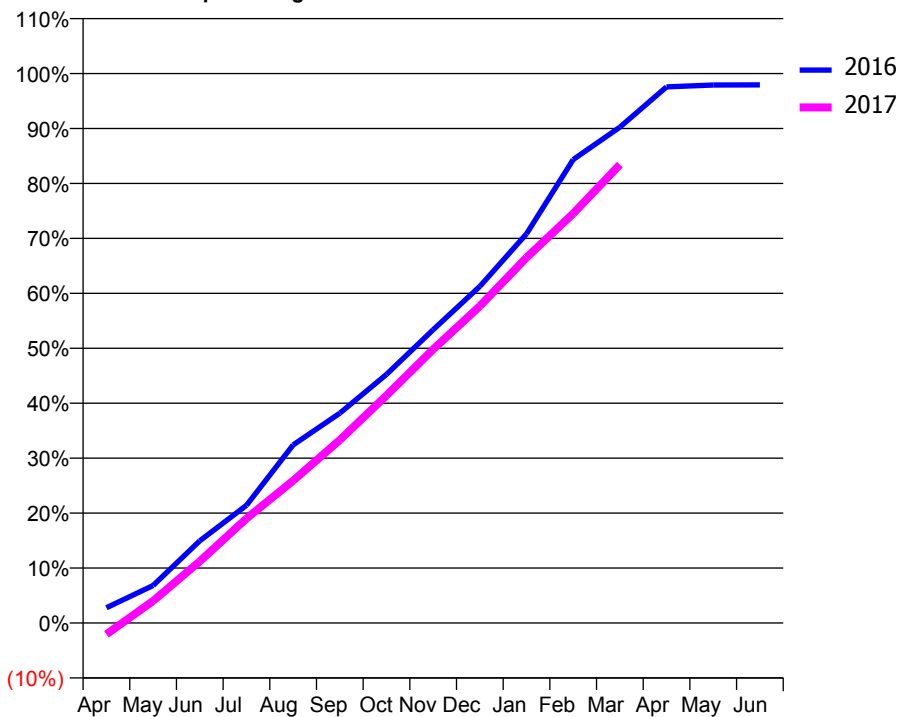
ACCESS*

Patients seen in 24 months	Total	Change since previous quarter
Quarter ending March 2016	6,220	
Quarter ending June 2016	6,187	→
Quarter ending September 2016	6,170	→
Quarter ending December 2016	6,216	→
Quarter ending March 2017	6,126	↓
Variance since March 2016	(1.5%)	↓



ACTIVITY

Cumulative percentage of contracted UDA delivered 2016 & 2017



Month	Adjusted Scheduled Activity (UDA)	
	2016	2017
April	534	-397
May	1,314	774
June	2,875	2,158
July	4,117	3,654
August	6,231	4,980
September	7,338	6,403
October	8,699	7,961
November	10,258	9,573
December	11,777	11,087
January	13,613	12,784
February	16,213	14,320
March	17,344	16,034
April	18,755	
May	18,819	
June	18,824	

QUALITY

	Quantity	Base Number	Contract	AT	Region	England
% of FP17s for the same patient ID Re-attending within 3 months - Children	170	1,945	8.7%	11.5%	13.3%	12.3%
% of FP17s for the same patient ID Re-attending within 3 months - Adults	1,023	6,941	14.7%	15.6%	17.3%	16.7%
% of FP17s for the same patient ID Re-attending between 3 & 9 months - Children	1,109	1,945	57.0%	57.3%	58.9%	57.6%
% of FP17s for the same patient ID Re-attending between 3 & 9 months - Adults	3,651	6,941	52.6%	52.0%	52.2%	50.1%
% of FP17s for Band 1 Urgent Courses	749	8,275	9.1%	8.2%	9.2%	9.1%
% of FP17s Relating to Free Repair or Replacements	61	8,275	0.7%	1.2%	1.0%	0.8%
% of FP17s Relating to Continuations	130	8,275	1.6%	1.6%	1.4%	1.2%
% of Patients satisfied with the dentistry they have received	6	7	N/A	93.3%	93.1%	92.8%
% of Patients satisfied with the time they had to wait for an appointment	5	7	N/A	90.4%	89.5%	88.7%

* This is based on patients treated on this contract for their most recent course of treatment. Figures in italics indicate the base number of FP17s or Patient Questionnaire responses are less than 100. N/A is shown where the base number of responses is less than 10 during the period. % is calculated as Quantity/Base number*100

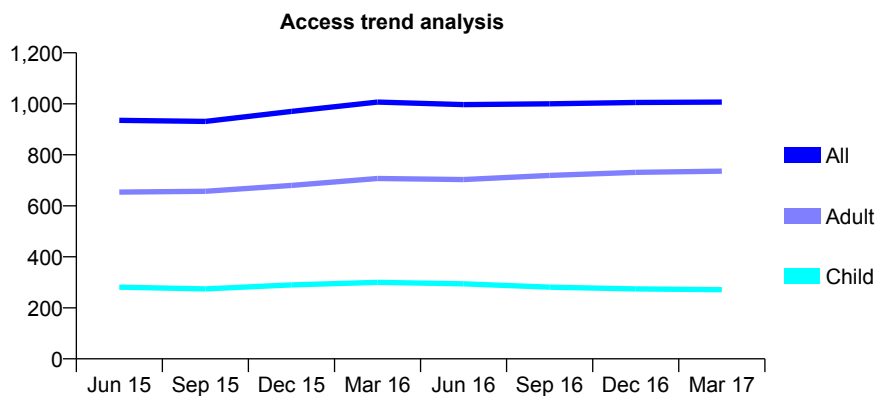
Q49 - Vital Signs At a Glance Contract Report for 334952/0001 - March 2017

Name or company name	MR JP OLD
Contract type name	GDS Contract
Purpose of contract	General
Contract start date	01/04/2006
Contract end date	

16/17 Contracted general activity (UDA)	2,872
Carry forward general activity (UDA)	0
16/17 Contracted orthodontic activity (UOA)	0
Carry forward orthodontic activity (UOA)	0
Baseline contract value	£82,732.69

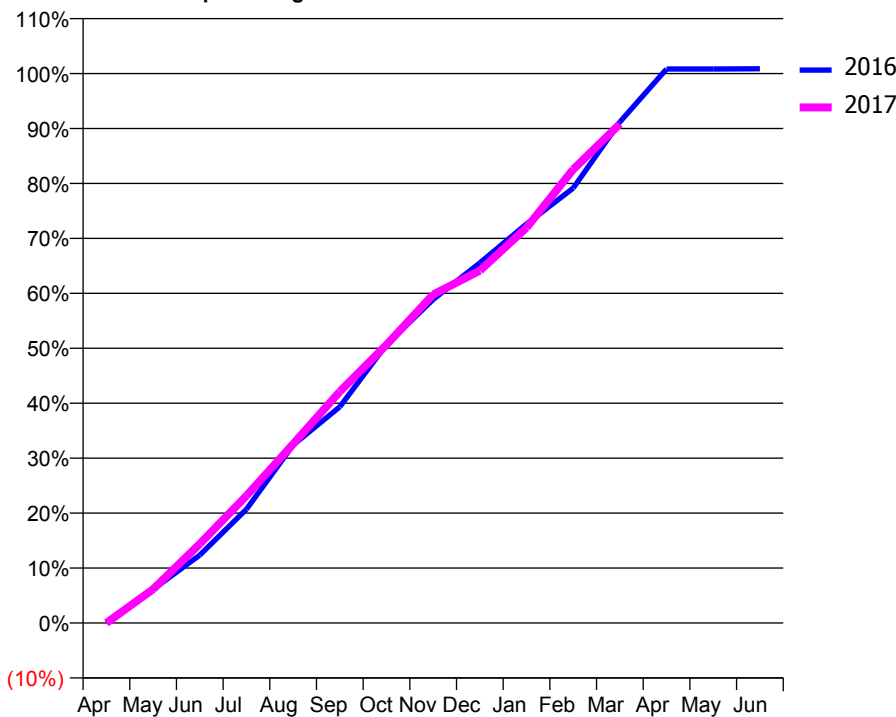
ACCESS*

Patients seen in 24 months	Total	Change since previous quarter
Quarter ending March 2016	1,007	
Quarter ending June 2016	997	→
Quarter ending September 2016	1,000	→
Quarter ending December 2016	1,005	→
Quarter ending March 2017	1,007	→
Variance since March 2016	0.0%	→



ACTIVITY

Cumulative percentage of contracted UDA delivered 2016 & 2017



Month	Adjusted Scheduled Activity (UDA)	
	2016	2017
April	0	0
May	176	177
June	355	414
July	595	665
August	930	936
September	1,130	1,209
October	1,455	1,454
November	1,691	1,717
December	1,882	1,841
January	2,086	2,066
February	2,273	2,371
March	2,619	2,608
April	2,896	
May	2,896	
June	2,897	

QUALITY

	Quantity	Base Number	Contract	AT	Region	England
% of FP17s for the same patient ID Re-attending within 3 months - Children	22	462	4.8%	11.5%	13.3%	12.3%
% of FP17s for the same patient ID Re-attending within 3 months - Adults	145	1,158	12.5%	15.6%	17.3%	16.7%
% of FP17s for the same patient ID Re-attending between 3 & 9 months - Children	326	462	70.6%	57.3%	58.9%	57.6%
% of FP17s for the same patient ID Re-attending between 3 & 9 months - Adults	654	1,158	56.5%	52.0%	52.2%	50.1%
% of FP17s for Band 1 Urgent Courses	55	1,460	3.8%	8.2%	9.2%	9.1%
% of FP17s Relating to Free Repair or Replacements	8	1,460	0.5%	1.2%	1.0%	0.8%
% of FP17s Relating to Continuations	33	1,460	2.3%	1.6%	1.4%	1.2%
% of Patients satisfied with the dentistry they have received	1	1	N/A	93.3%	93.1%	92.8%
% of Patients satisfied with the time they had to wait for an appointment	1	1	N/A	90.4%	89.5%	88.7%

* This is based on patients treated on this contract for their most recent course of treatment. Figures in italics indicate the base number of FP17s or Patient Questionnaire responses are less than 100. N/A is shown where the base number of responses is less than 10 during the period. % is calculated as Quantity/Base number*100

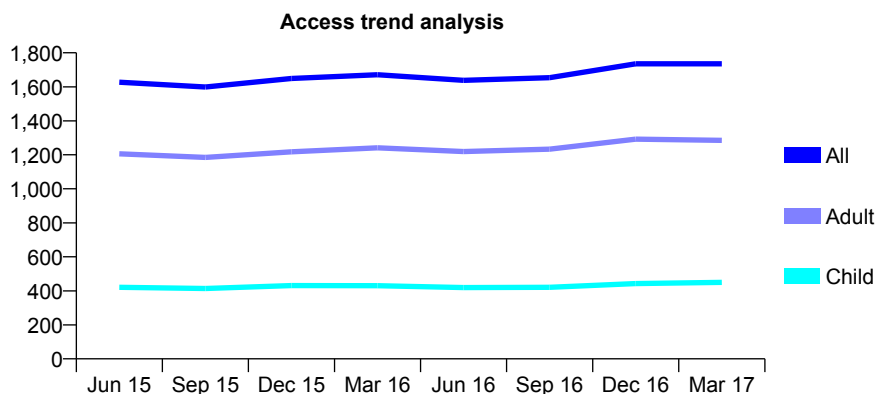
Q49 - Vital Signs At a Glance Contract Report for 334952/0002 - March 2017

Name or company name	MR JP OLD
Contract type name	GDS Contract
Purpose of contract	General
Contract start date	01/04/2006
Contract end date	

16/17 Contracted general activity (UDA)	4,832
Carry forward general activity (UDA)	0
16/17 Contracted orthodontic activity (UOA)	0
Carry forward orthodontic activity (UOA)	0
Baseline contract value	£139,181.51

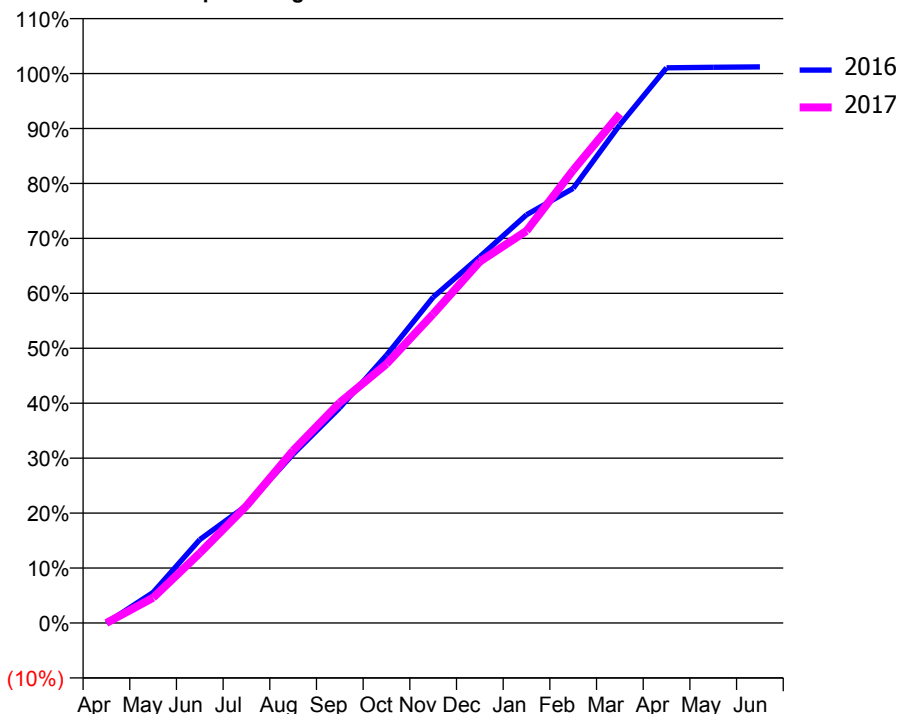
ACCESS*

Patients seen in 24 months	Total	Change since previous quarter
Quarter ending March 2016	1,671	
Quarter ending June 2016	1,638	↓
Quarter ending September 2016	1,654	→
Quarter ending December 2016	1,735	↑
Quarter ending March 2017	1,735	→
Variance since March 2016	3.8%	↑



ACTIVITY

Cumulative percentage of contracted UDA delivered 2016 & 2017



Month	Adjusted Scheduled Activity (UDA)	
	2016	2017
April	0	0
May	269	223
June	733	615
July	1,032	1,030
August	1,485	1,517
September	1,893	1,938
October	2,355	2,277
November	2,866	2,717
December	3,221	3,178
January	3,590	3,448
February	3,822	3,983
March	4,382	4,477
April	4,882	
May	4,887	
June	4,890	

QUALITY

	Quantity	Base Number	Contract	AT	Region	England
% of FP17s for the same patient ID Re-attending within 3 months - Children	54	778	6.9%	11.5%	13.3%	12.3%
% of FP17s for the same patient ID Re-attending within 3 months - Adults	337	2,170	15.5%	15.6%	17.3%	16.7%
% of FP17s for the same patient ID Re-attending between 3 & 9 months - Children	544	778	69.9%	57.3%	58.9%	57.6%
% of FP17s for the same patient ID Re-attending between 3 & 9 months - Adults	1,302	2,170	60.0%	52.0%	52.2%	50.1%
% of FP17s for Band 1 Urgent Courses	132	2,636	5.0%	8.2%	9.2%	9.1%
% of FP17s Relating to Free Repair or Replacements	9	2,636	0.3%	1.2%	1.0%	0.8%
% of FP17s Relating to Continuations	50	2,636	1.9%	1.6%	1.4%	1.2%
% of Patients satisfied with the dentistry they have received	3	4	N/A	93.3%	93.1%	92.8%
% of Patients satisfied with the time they had to wait for an appointment	3	4	N/A	90.4%	89.5%	88.7%

* This is based on patients treated on this contract for their most recent course of treatment. Figures in italics indicate the base number of FP17s or Patient Questionnaire responses are less than 100. N/A is shown where the base number of responses is less than 10 during the period. % is calculated as Quantity/Base number*100

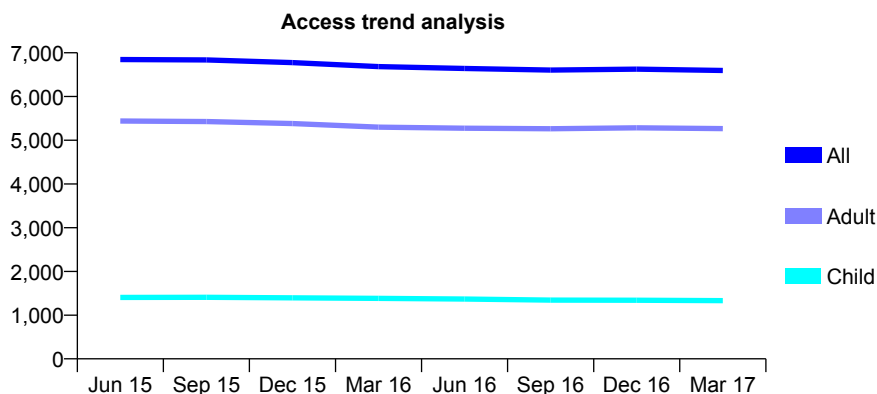
Q49 - Vital Signs At a Glance Contract Report for 336610/0001 - March 2017

Name or company name	MISS EL ALPIN
Contract type name	GDS Contract
Purpose of contract	General
Contract start date	01/04/2006
Contract end date	

16/17 Contracted general activity (UDA)	22,901
Carry forward general activity (UDA)	20
16/17 Contracted orthodontic activity (UOA)	0
Carry forward orthodontic activity (UOA)	0
Baseline contract value	£515,397.64

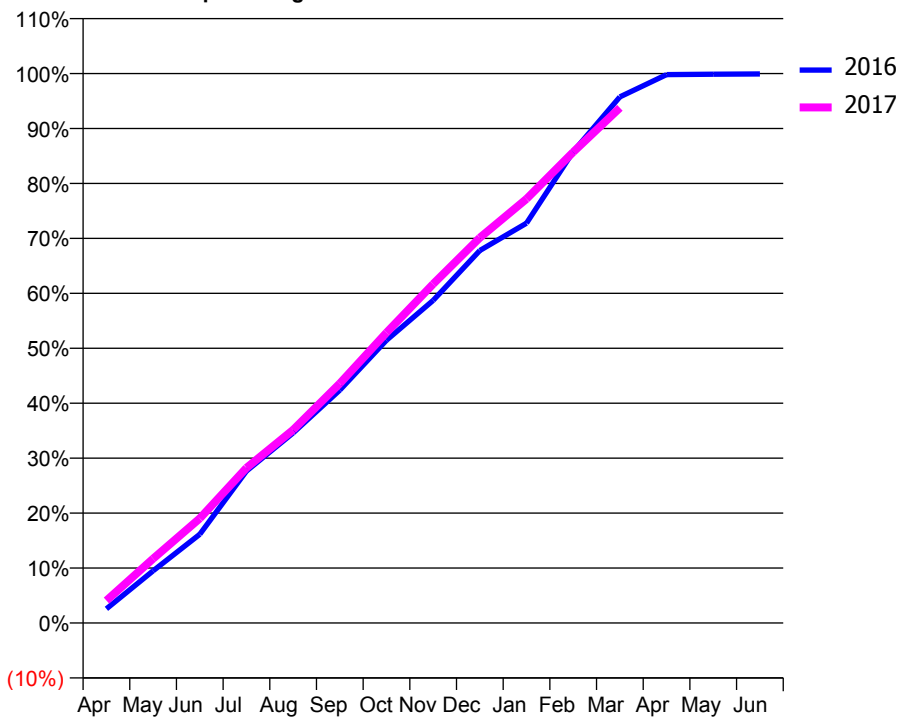
ACCESS*

Patients seen in 24 months	Total	Change since previous quarter
Quarter ending March 2016	6,685	
Quarter ending June 2016	6,643	→
Quarter ending September 2016	6,605	→
Quarter ending December 2016	6,626	→
Quarter ending March 2017	6,596	→
Variance since March 2016	(1.3%)	↓



ACTIVITY

Cumulative percentage of contracted UDA delivered 2016 & 2017



Month	Adjusted Scheduled Activity (UDA)	
	2016	2017
April	592	937
May	2,177	2,684
June	3,696	4,357
July	6,331	6,466
August	7,920	8,052
September	9,704	9,985
October	11,785	12,100
November	13,448	14,128
December	15,524	16,059
January	16,665	17,677
February	19,644	19,627
March	21,927	21,473
April	22,856	
May	22,869	
June	22,881	

QUALITY

	Quantity	Base Number	Contract	AT	Region	England
% of FP17s for the same patient ID Re-attending within 3 months - Children	229	2,127	10.8%	11.5%	13.3%	12.3%
% of FP17s for the same patient ID Re-attending within 3 months - Adults	1,273	7,719	16.5%	15.6%	17.3%	16.7%
% of FP17s for the same patient ID Re-attending between 3 & 9 months - Children	1,252	2,127	58.9%	57.3%	58.9%	57.6%
% of FP17s for the same patient ID Re-attending between 3 & 9 months - Adults	4,165	7,719	54.0%	52.0%	52.2%	50.1%
% of FP17s for Band 1 Urgent Courses	503	9,464	5.3%	8.2%	9.2%	9.1%
% of FP17s Relating to Free Repair or Replacements	233	9,464	2.5%	1.2%	1.0%	0.8%
% of FP17s Relating to Continuations	283	9,464	3.0%	1.6%	1.4%	1.2%
% of Patients satisfied with the dentistry they have received	13	14	92.9%	93.3%	93.1%	92.8%
% of Patients satisfied with the time they had to wait for an appointment	13	14	92.9%	90.4%	89.5%	88.7%

* This is based on patients treated on this contract for their most recent course of treatment. Figures in italics indicate the base number of FP17s or Patient Questionnaire responses are less than 100. N/A is shown where the base number of responses is less than 10 during the period. % is calculated as Quantity/Base number*100

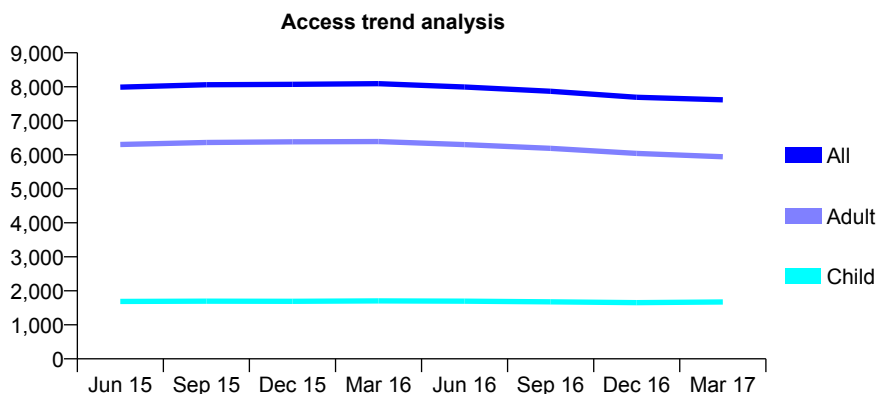
Q49 - Vital Signs At a Glance Contract Report for 336610/0002 - March 2017

Name or company name	MISS EL ALPIN
Contract type name	GDS Contract
Purpose of contract	General
Contract start date	01/02/2007
Contract end date	

16/17 Contracted general activity (UDA)	22,500
Carry forward general activity (UDA)	0
16/17 Contracted orthodontic activity (UOA)	0
Carry forward orthodontic activity (UOA)	0
Baseline contract value	£615,139.74

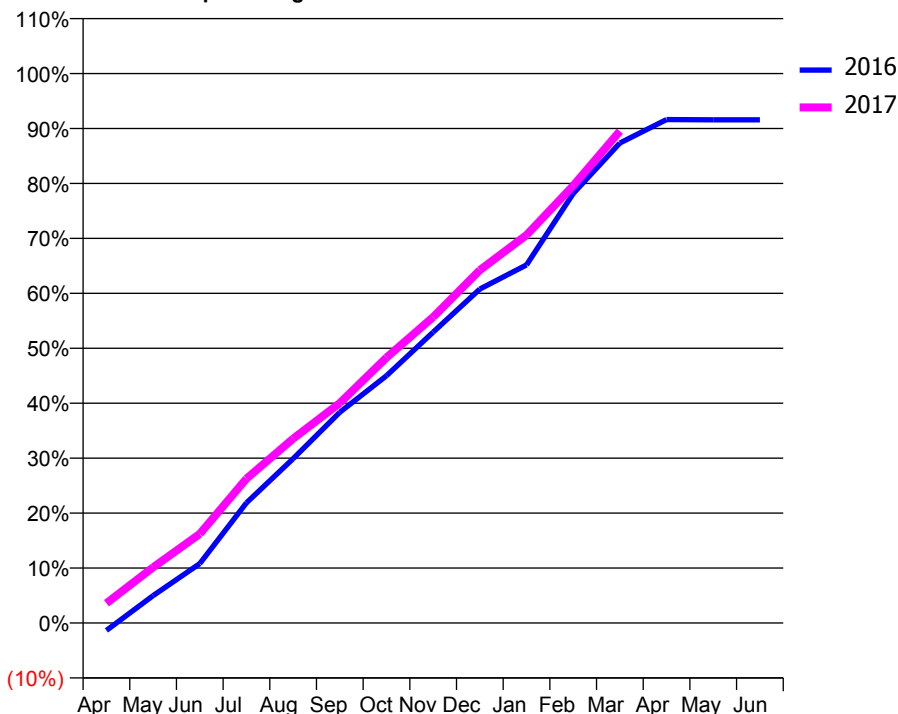
ACCESS*

Patients seen in 24 months	Total	Change since previous quarter
Quarter ending March 2016	8,093	
Quarter ending June 2016	7,995	↓
Quarter ending September 2016	7,869	↓
Quarter ending December 2016	7,694	↓
Quarter ending March 2017	7,616	↓
Variance since March 2016	(5.9%)	↓



ACTIVITY

Cumulative percentage of contracted UDA delivered 2016 & 2017



Adjusted Scheduled Activity (UDA)

Month	2016	2017
April	-306	810
May	1,119	2,282
June	2,432	3,649
July	4,923	5,911
August	6,731	7,547
September	8,628	9,009
October	10,128	10,866
November	11,909	12,528
December	13,676	14,449
January	14,665	15,885
February	17,586	17,905
March	19,656	20,137
April	20,612	
May	20,603	
June	20,603	

QUALITY

	Quantity	Base Number	Contract	AT	Region	England
% of FP17s for the same patient ID Re-attending within 3 months - Children	111	2,305	4.8%	11.5%	13.3%	12.3%
% of FP17s for the same patient ID Re-attending within 3 months - Adults	976	7,935	12.3%	15.6%	17.3%	16.7%
% of FP17s for the same patient ID Re-attending between 3 & 9 months - Children	1,351	2,305	58.6%	57.3%	58.9%	57.6%
% of FP17s for the same patient ID Re-attending between 3 & 9 months - Adults	4,258	7,935	53.7%	52.0%	52.2%	50.1%
% of FP17s for Band 1 Urgent Courses	385	9,771	3.9%	8.2%	9.2%	9.1%
% of FP17s Relating to Free Repair or Replacements	182	9,771	1.9%	1.2%	1.0%	0.8%
% of FP17s Relating to Continuations	231	9,771	2.4%	1.6%	1.4%	1.2%
% of Patients satisfied with the dentistry they have received	24	24	100.0%	93.3%	93.1%	92.8%
% of Patients satisfied with the time they had to wait for an appointment	24	24	100.0%	90.4%	89.5%	88.7%

* This is based on patients treated on this contract for their most recent course of treatment. Figures in italics indicate the base number of FP17s or Patient Questionnaire responses are less than 100. N/A is shown where the base number of responses is less than 10 during the period. % is calculated as Quantity/Base number*100

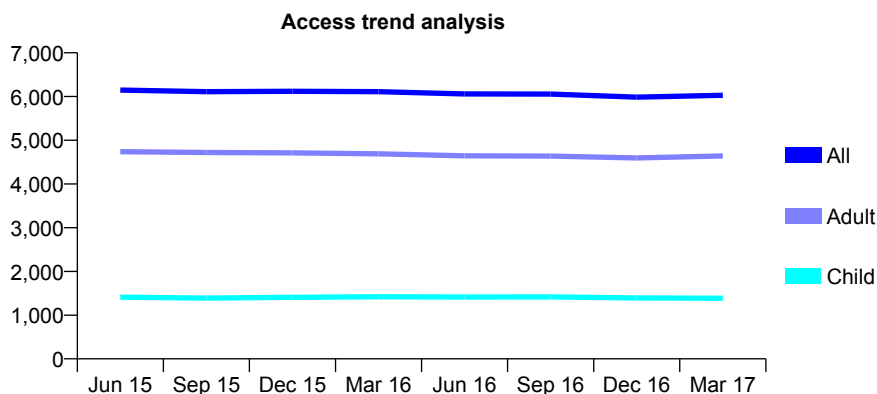
Q49 - Vital Signs At a Glance Contract Report for 336610/0003 - March 2017

Name or company name	MISS EL ALPIN
Contract type name	GDS Contract
Purpose of contract	General
Contract start date	08/02/2007
Contract end date	

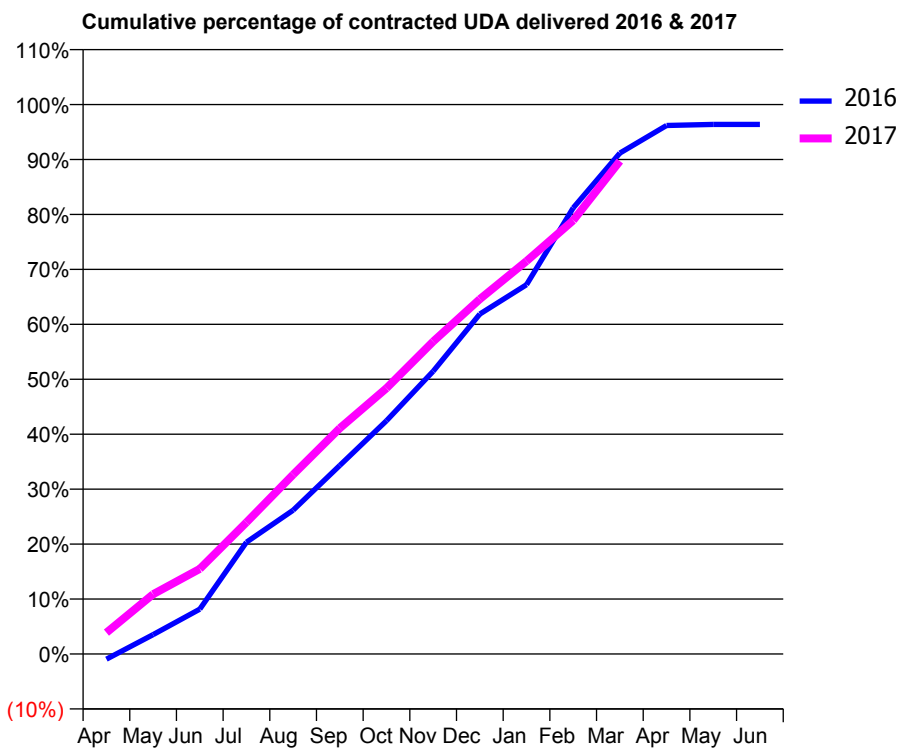
16/17 Contracted general activity (UDA)	19,419
Carry forward general activity (UDA)	0
16/17 Contracted orthodontic activity (UOA)	0
Carry forward orthodontic activity (UOA)	0
Baseline contract value	£416,740.22

ACCESS*

Patients seen in 24 months	Total	Change since previous quarter
Quarter ending March 2016	6,112	
Quarter ending June 2016	6,059	→
Quarter ending September 2016	6,056	→
Quarter ending December 2016	5,987	↓
Quarter ending March 2017	6,029	→
Variance since March 2016	(1.4%)	↓



ACTIVITY



Month	Adjusted Scheduled Activity (UDA)	
	2016	2017
April	-187	755
May	686	2,112
June	1,584	3,007
July	3,952	4,654
August	5,080	6,342
September	6,663	7,982
October	8,244	9,395
November	9,993	11,044
December	12,012	12,542
January	13,052	13,884
February	15,765	15,323
March	17,704	17,420
April	18,678	
May	18,716	
June	18,715	

QUALITY

	Quantity	Base Number	Contract	AT	Region	England
% of FP17s for the same patient ID Re-attending within 3 months - Children	112	1,941	5.8%	11.5%	13.3%	12.3%
% of FP17s for the same patient ID Re-attending within 3 months - Adults	831	6,137	13.5%	15.6%	17.3%	16.7%
% of FP17s for the same patient ID Re-attending between 3 & 9 months - Children	1,069	1,941	55.1%	57.3%	58.9%	57.6%
% of FP17s for the same patient ID Re-attending between 3 & 9 months - Adults	3,152	6,137	51.4%	52.0%	52.2%	50.1%
% of FP17s for Band 1 Urgent Courses	321	7,738	4.1%	8.2%	9.2%	9.1%
% of FP17s Relating to Free Repair or Replacements	198	7,738	2.6%	1.2%	1.0%	0.8%
% of FP17s Relating to Continuations	188	7,738	2.4%	1.6%	1.4%	1.2%
% of Patients satisfied with the dentistry they have received	14	15	93.3%	93.3%	93.1%	92.8%
% of Patients satisfied with the time they had to wait for an appointment	14	15	93.3%	90.4%	89.5%	88.7%

* This is based on patients treated on this contract for their most recent course of treatment. Figures in italics indicate the base number of FP17s or Patient Questionnaire responses are less than 100. N/A is shown where the base number of responses is less than 10 during the period. % is calculated as Quantity/Base number*100

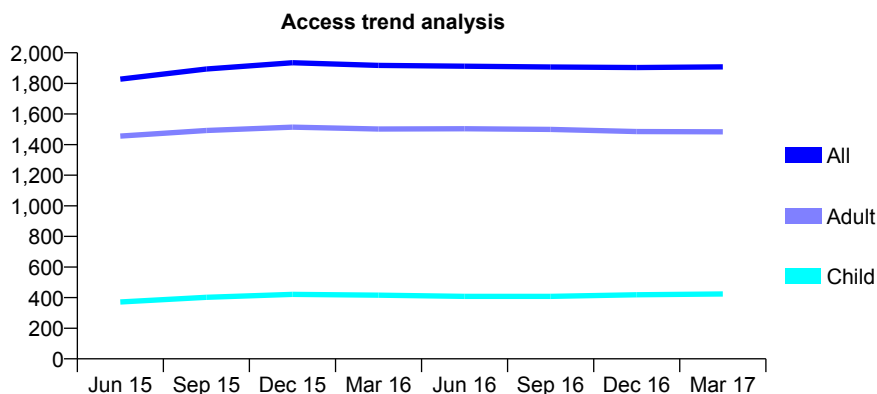
Q49 - Vital Signs At a Glance Contract Report for 336610/0004 - March 2017

Name or company name	MISS EL ALPIN
Contract type name	GDS Contract
Purpose of contract	General
Contract start date	01/05/2010
Contract end date	

16/17 Contracted general activity (UDA)	6,000
Carry forward general activity (UDA)	-105
16/17 Contracted orthodontic activity (UOA)	0
Carry forward orthodontic activity (UOA)	0
Baseline contract value	£128,698.85

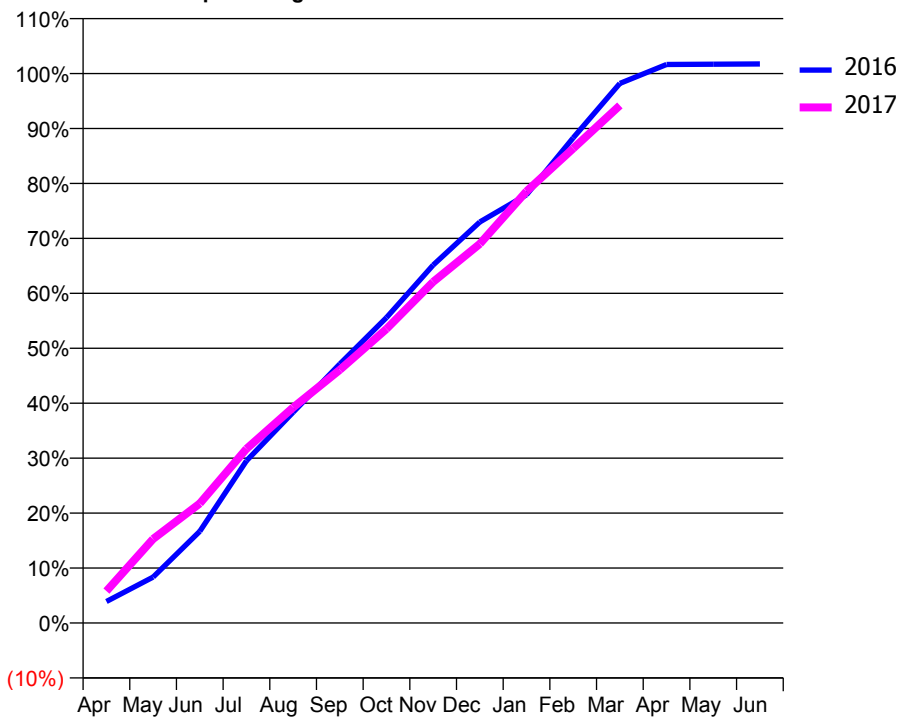
ACCESS*

Patients seen in 24 months	Total	Change since previous quarter
Quarter ending March 2016	1,918	
Quarter ending June 2016	1,912	→
Quarter ending September 2016	1,907	→
Quarter ending December 2016	1,904	→
Quarter ending March 2017	1,908	→
Variance since March 2016	(0.5%)	→



ACTIVITY

Cumulative percentage of contracted UDA delivered 2016 & 2017



Month	Adjusted Scheduled Activity (UDA)	
	2016	2017
April	235	348
May	502	918
June	1,000	1,305
July	1,771	1,903
August	2,302	2,354
September	2,829	2,764
October	3,336	3,211
November	3,908	3,726
December	4,379	4,141
January	4,675	4,714
February	5,297	5,182
March	5,891	5,651
April	6,099	
May	6,102	
June	6,105	

QUALITY

	Quantity	Base Number	Contract	AT	Region	England
% of FP17s for the same patient ID Re-attending within 3 months - Children	42	614	6.8%	11.5%	13.3%	12.3%
% of FP17s for the same patient ID Re-attending within 3 months - Adults	367	2,081	17.6%	15.6%	17.3%	16.7%
% of FP17s for the same patient ID Re-attending between 3 & 9 months - Children	342	614	55.7%	57.3%	58.9%	57.6%
% of FP17s for the same patient ID Re-attending between 3 & 9 months - Adults	954	2,081	45.8%	52.0%	52.2%	50.1%
% of FP17s for Band 1 Urgent Courses	180	2,628	6.8%	8.2%	9.2%	9.1%
% of FP17s Relating to Free Repair or Replacements	42	2,628	1.6%	1.2%	1.0%	0.8%
% of FP17s Relating to Continuations	54	2,628	2.1%	1.6%	1.4%	1.2%
% of Patients satisfied with the dentistry they have received	8	10	80.0%	93.3%	93.1%	92.8%
% of Patients satisfied with the time they had to wait for an appointment	8	10	80.0%	90.4%	89.5%	88.7%

* This is based on patients treated on this contract for their most recent course of treatment. Figures in italics indicate the base number of FP17s or Patient Questionnaire responses are less than 100. N/A is shown where the base number of responses is less than 10 during the period. % is calculated as Quantity/Base number*100

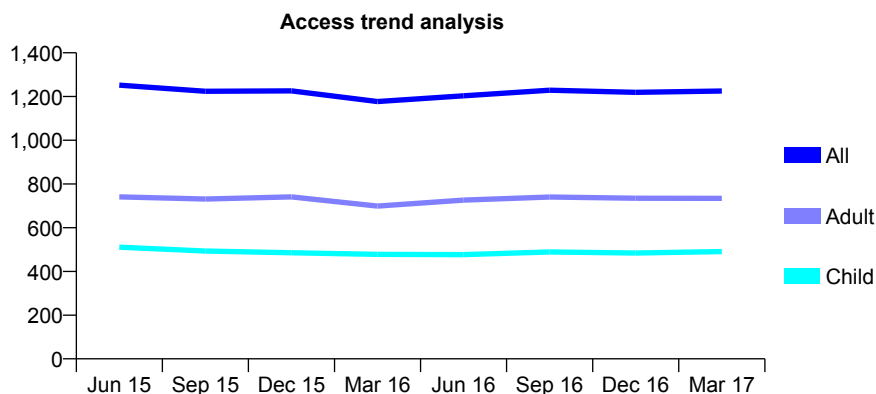
Q49 - Vital Signs At a Glance Contract Report for 338206/0001 - March 2017

Name or company name	MRS J CANTY
Contract type name	GDS Contract
Purpose of contract	General and Orthodontic
Contract start date	01/04/2006
Contract end date	

16/17 Contracted general activity (UDA)	5,506
Carry forward general activity (UDA)	0
16/17 Contracted orthodontic activity (UOA)	0
Carry forward orthodontic activity (UOA)	0
Baseline contract value	£133,184.31

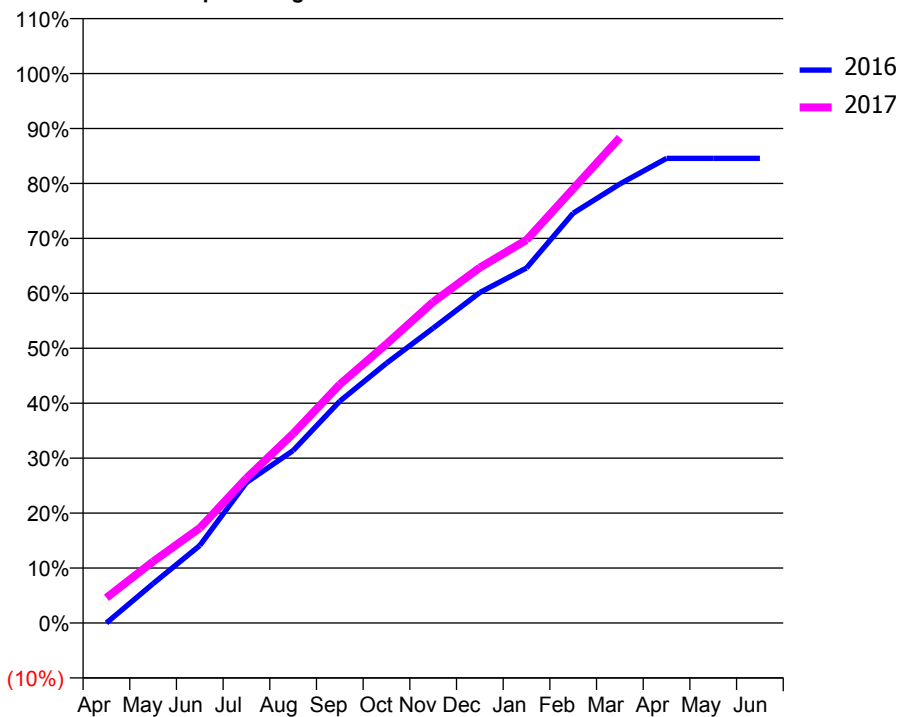
ACCESS*

Patients seen in 24 months	Total	Change since previous quarter
Quarter ending March 2016	1,177	
Quarter ending June 2016	1,203	↑
Quarter ending September 2016	1,229	↑
Quarter ending December 2016	1,219	→
Quarter ending March 2017	1,225	→
Variance since March 2016	4.1%	↑



ACTIVITY

Cumulative percentage of contracted UDA delivered 2016 & 2017



Month	Adjusted Scheduled Activity (UDA)	
	2016	2017
April	0	253
May	395	617
June	777	953
July	1,408	1,451
August	1,728	1,898
September	2,223	2,390
October	2,604	2,796
November	2,955	3,216
December	3,311	3,561
January	3,557	3,837
February	4,107	4,351
March	4,399	4,864
April	4,655	
May	4,655	
June	4,655	

QUALITY

	Quantity	Base Number	Contract	AT	Region	England
% of FP17s for the same patient ID Re-attending within 3 months - Children	53	678	7.8%	11.5%	13.3%	12.3%
% of FP17s for the same patient ID Re-attending within 3 months - Adults	199	976	20.4%	15.6%	17.3%	16.7%
% of FP17s for the same patient ID Re-attending between 3 & 9 months - Children	308	678	45.4%	57.3%	58.9%	57.6%
% of FP17s for the same patient ID Re-attending between 3 & 9 months - Adults	354	976	36.3%	52.0%	52.2%	50.1%
% of FP17s for Band 1 Urgent Courses	86	1,572	5.5%	8.2%	9.2%	9.1%
% of FP17s Relating to Free Repair or Replacements	7	1,572	0.4%	1.2%	1.0%	0.8%
% of FP17s Relating to Continuations	3	1,572	0.2%	1.6%	1.4%	1.2%
% of Patients satisfied with the dentistry they have received	2	2	N/A	93.3%	93.1%	92.8%
% of Patients satisfied with the time they had to wait for an appointment	2	2	N/A	90.4%	89.5%	88.7%

* This is based on patients treated on this contract for their most recent course of treatment. Figures in italics indicate the base number of FP17s or Patient Questionnaire responses are less than 100. N/A is shown where the base number of responses is less than 10 during the period. % is calculated as Quantity/Base number*100

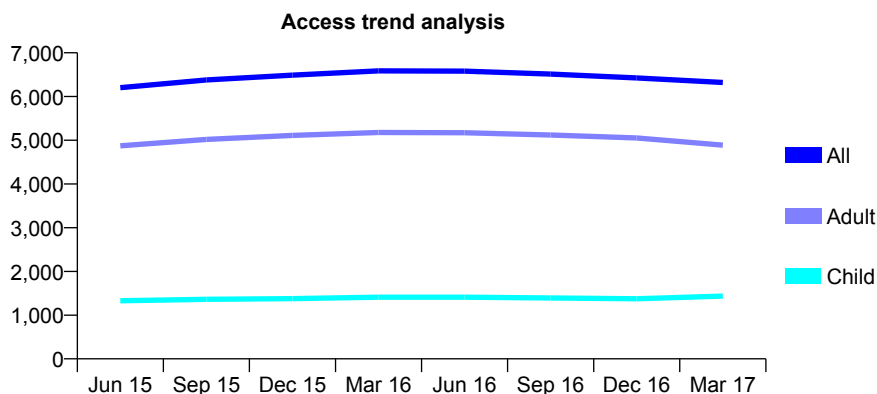
Q49 - Vital Signs At a Glance Contract Report for 340103/0001 - March 2017

Name or company name	MRS JA COATES
Contract type name	GDS Contract
Purpose of contract	General
Contract start date	07/06/2007
Contract end date	

16/17 Contracted general activity (UDA)	22,010
Carry forward general activity (UDA)	0
16/17 Contracted orthodontic activity (UOA)	0
Carry forward orthodontic activity (UOA)	0
Baseline contract value	£578,777.60

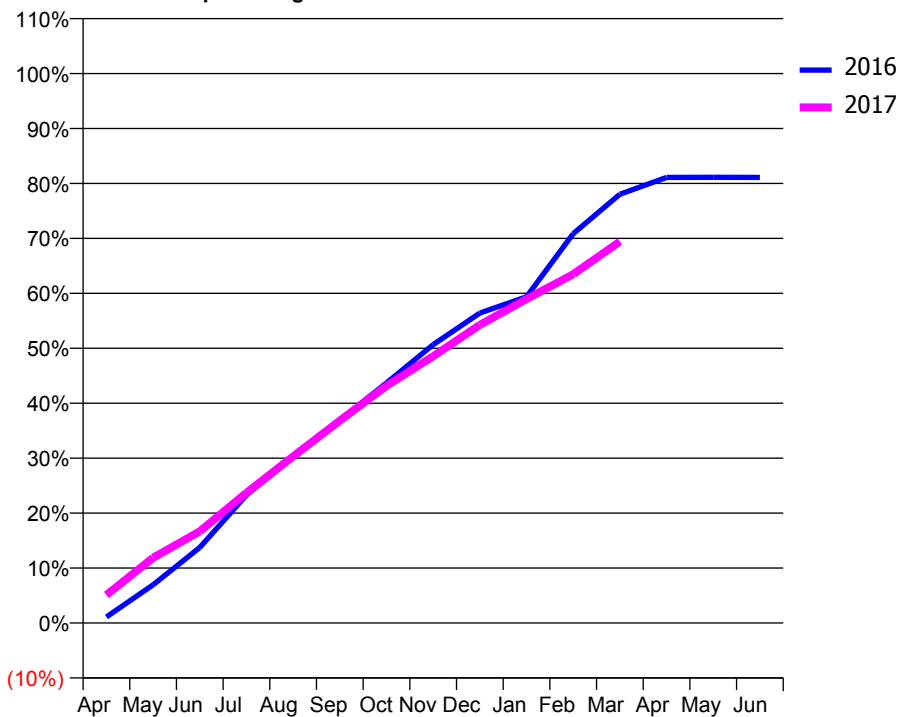
ACCESS*

Patients seen in 24 months	Total	Change since previous quarter
Quarter ending March 2016	6,587	
Quarter ending June 2016	6,582	→
Quarter ending September 2016	6,512	↓
Quarter ending December 2016	6,426	↓
Quarter ending March 2017	6,322	↓
Variance since March 2016	(4.0%)	↓



ACTIVITY

Cumulative percentage of contracted UDA delivered 2016 & 2017



Month	Adjusted Scheduled Activity (UDA)	
	2016	2017
April	266	1,123
May	1,668	2,615
June	3,301	3,675
July	5,593	5,217
August	7,258	6,676
September	8,867	8,106
October	10,491	9,498
November	12,162	10,683
December	13,544	11,939
January	14,256	12,976
February	17,009	13,971
March	18,734	15,281
April	19,470	
May	19,472	
June	19,469	

QUALITY

	Quantity	Base Number	Contract	AT	Region	England
% of FP17s for the same patient ID Re-attending within 3 months - Children	148	1,647	9.0%	11.5%	13.3%	12.3%
% of FP17s for the same patient ID Re-attending within 3 months - Adults	1,051	5,740	18.3%	15.6%	17.3%	16.7%
% of FP17s for the same patient ID Re-attending between 3 & 9 months - Children	773	1,647	46.9%	57.3%	58.9%	57.6%
% of FP17s for the same patient ID Re-attending between 3 & 9 months - Adults	2,545	5,740	44.3%	52.0%	52.2%	50.1%
% of FP17s for Band 1 Urgent Courses	1,400	7,067	19.8%	8.2%	9.2%	9.1%
% of FP17s Relating to Free Repair or Replacements	201	7,067	2.8%	1.2%	1.0%	0.8%
% of FP17s Relating to Continuations	80	7,067	1.1%	1.6%	1.4%	1.2%
% of Patients satisfied with the dentistry they have received	17	18	94.4%	93.3%	93.1%	92.8%
% of Patients satisfied with the time they had to wait for an appointment	15	18	83.3%	90.4%	89.5%	88.7%

* This is based on patients treated on this contract for their most recent course of treatment. Figures in italics indicate the base number of FP17s or Patient Questionnaire responses are less than 100. N/A is shown where the base number of responses is less than 10 during the period. % is calculated as Quantity/Base number*100

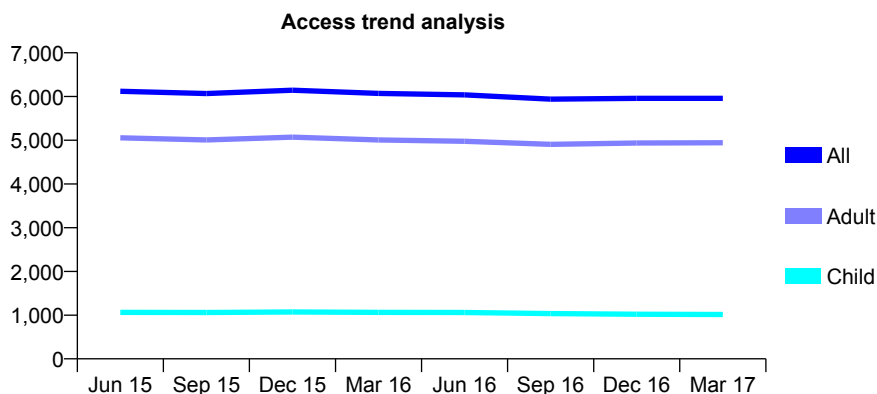
Q49 - Vital Signs At a Glance Contract Report for 341894/0001 - March 2017

Name or company name	MR YA NOJIB
Contract type name	GDS Contract
Purpose of contract	General
Contract start date	14/04/2007
Contract end date	

16/17 Contracted general activity (UDA)	18,117
Carry forward general activity (UDA)	138
16/17 Contracted orthodontic activity (UOA)	0
Carry forward orthodontic activity (UOA)	0
Baseline contract value	£485,831.17

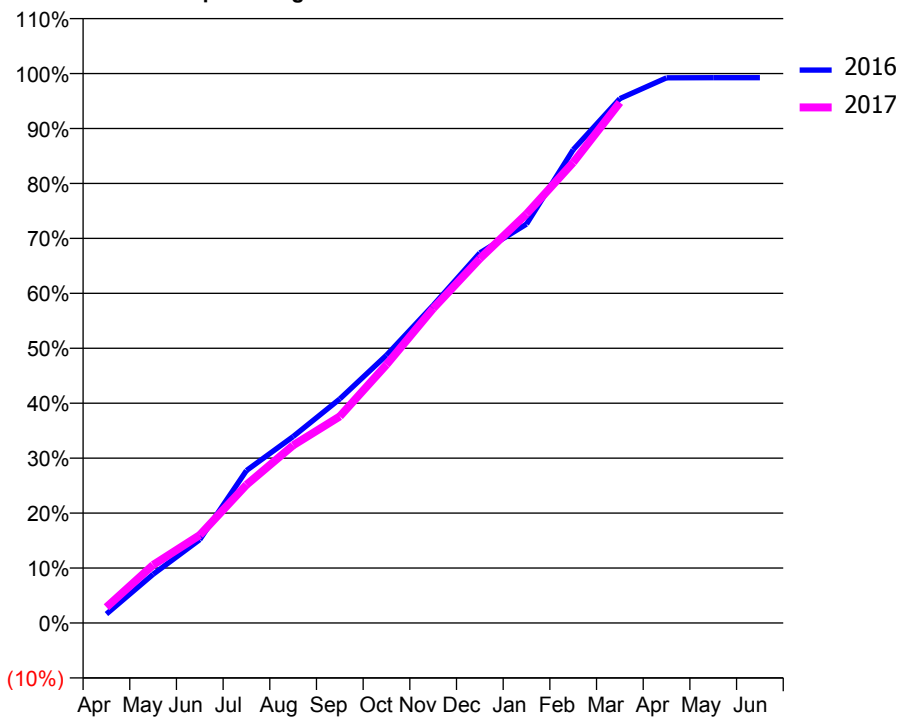
ACCESS*

Patients seen in 24 months	Total	Change since previous quarter
Quarter ending March 2016	6,072	
Quarter ending June 2016	6,037	→
Quarter ending September 2016	5,941	↓
Quarter ending December 2016	5,957	→
Quarter ending March 2017	5,958	→
Variance since March 2016	(1.9%)	↓



ACTIVITY

Cumulative percentage of contracted UDA delivered 2016 & 2017



Month	Adjusted Scheduled Activity (UDA)	
	2016	2017
April	297	522
May	1,607	1,916
June	2,750	2,901
July	5,026	4,556
August	6,150	5,860
September	7,390	6,811
October	8,829	8,518
November	10,475	10,371
December	12,202	12,015
January	13,152	13,485
February	15,603	15,184
March	17,289	17,160
April	17,975	
May	17,978	
June	17,979	

QUALITY

	Quantity	Base Number	Contract	AT	Region	England
% of FP17s for the same patient ID Re-attending within 3 months - Children	125	1,716	7.3%	11.5%	13.3%	12.3%
% of FP17s for the same patient ID Re-attending within 3 months - Adults	1,076	8,114	13.3%	15.6%	17.3%	16.7%
% of FP17s for the same patient ID Re-attending between 3 & 9 months - Children	1,191	1,716	69.4%	57.3%	58.9%	57.6%
% of FP17s for the same patient ID Re-attending between 3 & 9 months - Adults	5,542	8,114	68.3%	52.0%	52.2%	50.1%
% of FP17s for Band 1 Urgent Courses	365	9,174	4.0%	8.2%	9.2%	9.1%
% of FP17s Relating to Free Repair or Replacements	182	9,174	2.0%	1.2%	1.0%	0.8%
% of FP17s Relating to Continuations	258	9,174	2.8%	1.6%	1.4%	1.2%
% of Patients satisfied with the dentistry they have received	9	10	90.0%	93.3%	93.1%	92.8%
% of Patients satisfied with the time they had to wait for an appointment	10	10	100.0%	90.4%	89.5%	88.7%

* This is based on patients treated on this contract for their most recent course of treatment. Figures in italics indicate the base number of FP17s or Patient Questionnaire responses are less than 100. N/A is shown where the base number of responses is less than 10 during the period. % is calculated as Quantity/Base number*100

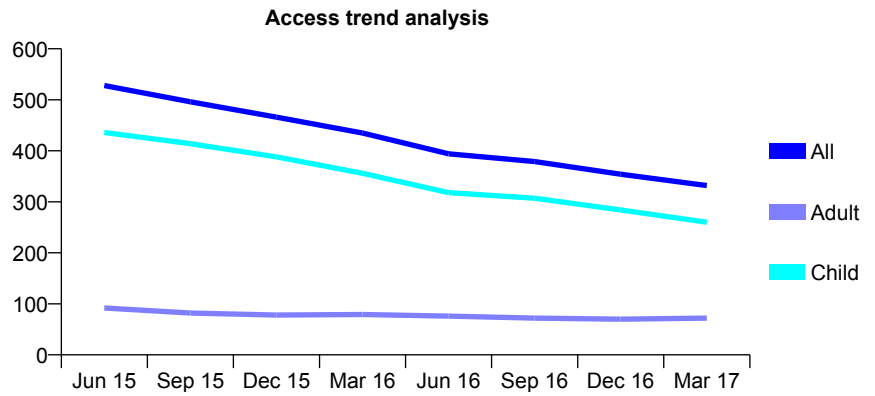
Q49 - Vital Signs At a Glance Contract Report for 341894/0004 - March 2017

Name or company name	MR YA NOJIB
Contract type name	GDS Contract
Purpose of contract	General
Contract start date	01/04/2011
Contract end date	

16/17 Contracted general activity (UDA)	2,031
Carry forward general activity (UDA)	0
16/17 Contracted orthodontic activity (UOA)	0
Carry forward orthodontic activity (UOA)	0
Baseline contract value	£43,555.57

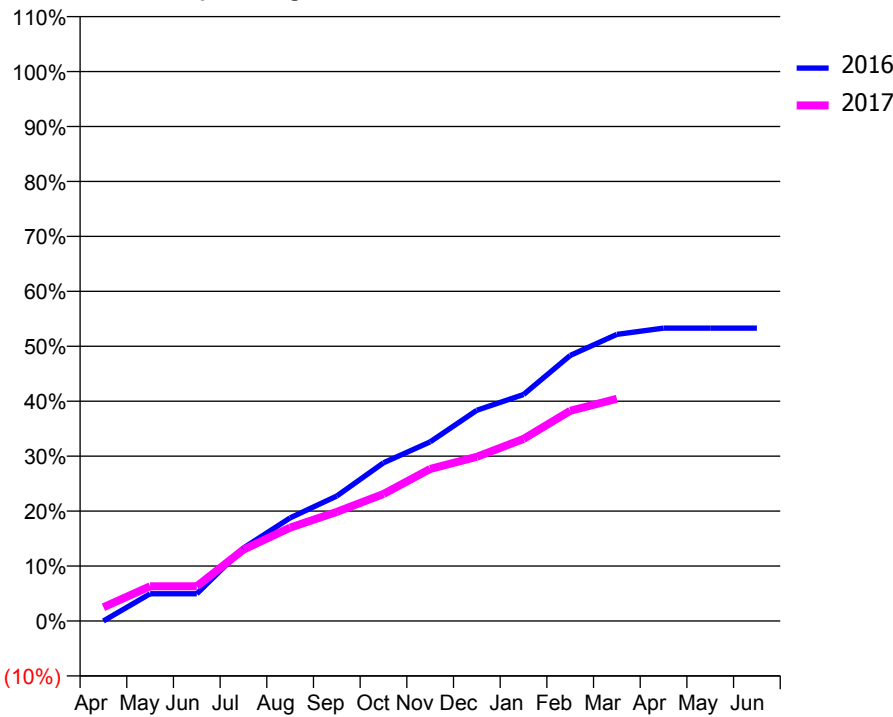
ACCESS*

Patients seen in 24 months	Total	Change since previous quarter
Quarter ending March 2016	435	
Quarter ending June 2016	394	↓
Quarter ending September 2016	379	↓
Quarter ending December 2016	354	↓
Quarter ending March 2017	332	↓
Variance since March 2016	(23.7%)	↓



ACTIVITY

Cumulative percentage of contracted UDA delivered 2016 & 2017



Month	Adjusted Scheduled Activity (UDA)	
	2016	2017
April	0	51
May	101	128
June	101	128
July	270	264
August	381	345
September	462	403
October	585	469
November	662	562
December	779	607
January	837	673
February	981	777
March	1,059	822
April	1,082	
May	1,082	
June	1,082	

QUALITY

	Quantity	Base Number	Contract	AT	Region	England
% of FP17s for the same patient ID Re-attending within 3 months - Children	56	519	10.8%	11.5%	13.3%	12.3%
% of FP17s for the same patient ID Re-attending within 3 months - Adults	7	39	17.9%	15.6%	17.3%	16.7%
% of FP17s for the same patient ID Re-attending between 3 & 9 months - Children	374	519	72.1%	57.3%	58.9%	57.6%
% of FP17s for the same patient ID Re-attending between 3 & 9 months - Adults	30	39	76.9%	52.0%	52.2%	50.1%
% of FP17s for Band 1 Urgent Courses	13	541	2.4%	8.2%	9.2%	9.1%
% of FP17s Relating to Free Repair or Replacements	0	541	0.0%	1.2%	1.0%	0.8%
% of FP17s Relating to Continuations	3	541	0.6%	1.6%	1.4%	1.2%
% of Patients satisfied with the dentistry they have received	0	0	N/A	93.3%	93.1%	92.8%
% of Patients satisfied with the time they had to wait for an appointment	0	0	N/A	90.4%	89.5%	88.7%

* This is based on patients treated on this contract for their most recent course of treatment. Figures in italics indicate the base number of FP17s or Patient Questionnaire responses are less than 100. N/A is shown where the base number of responses is less than 10 during the period. % is calculated as Quantity/Base number*100

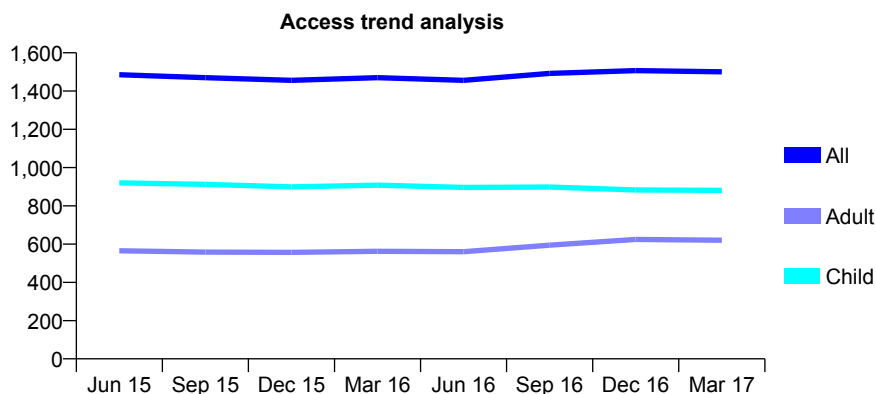
Q49 - Vital Signs At a Glance Contract Report for 344702/0001 - March 2017

Name or company name	MRS EM GRIFFIN
Contract type name	GDS Contract
Purpose of contract	General
Contract start date	01/01/2012
Contract end date	

16/17 Contracted general activity (UDA)	4,000
Carry forward general activity (UDA)	154
16/17 Contracted orthodontic activity (UOA)	0
Carry forward orthodontic activity (UOA)	0
Baseline contract value	£97,770.86

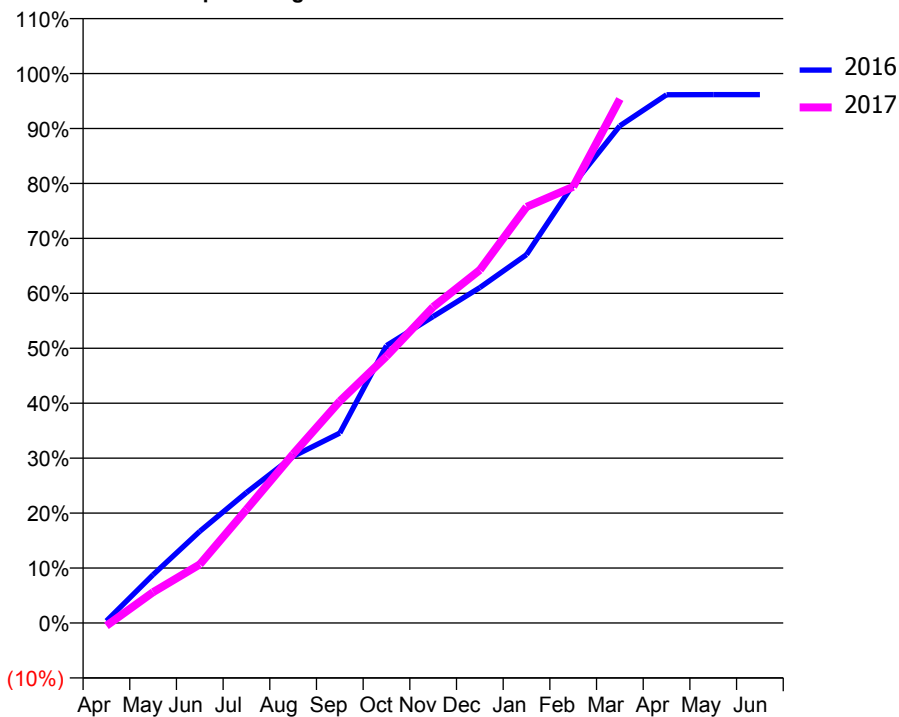
ACCESS*

Patients seen in 24 months	Total	Change since previous quarter
Quarter ending March 2016	1,470	
Quarter ending June 2016	1,456	→
Quarter ending September 2016	1,492	↑
Quarter ending December 2016	1,507	→
Quarter ending March 2017	1,501	→
Variance since March 2016	2.1%	↑



ACTIVITY

Cumulative percentage of contracted UDA delivered 2016 & 2017



Month	Adjusted Scheduled Activity (UDA)	
	2016	2017
April	15	-21
May	352	225
June	667	426
July	950	826
August	1,213	1,230
September	1,383	1,615
October	2,020	1,942
November	2,231	2,301
December	2,442	2,570
January	2,682	3,029
February	3,192	3,175
March	3,619	3,814
April	3,845	
May	3,846	
June	3,846	

QUALITY

	Quantity	Base Number	Contract	AT	Region	England
% of FP17s for the same patient ID Re-attending within 3 months - Children	175	1,745	10.0%	11.5%	13.3%	12.3%
% of FP17s for the same patient ID Re-attending within 3 months - Adults	126	924	13.6%	15.6%	17.3%	16.7%
% of FP17s for the same patient ID Re-attending between 3 & 9 months - Children	1,278	1,745	73.2%	57.3%	58.9%	57.6%
% of FP17s for the same patient ID Re-attending between 3 & 9 months - Adults	613	924	66.3%	52.0%	52.2%	50.1%
% of FP17s for Band 1 Urgent Courses	97	2,546	3.8%	8.2%	9.2%	9.1%
% of FP17s Relating to Free Repair or Replacements	8	2,546	0.3%	1.2%	1.0%	0.8%
% of FP17s Relating to Continuations	7	2,546	0.3%	1.6%	1.4%	1.2%
% of Patients satisfied with the dentistry they have received	5	5	N/A	93.3%	93.1%	92.8%
% of Patients satisfied with the time they had to wait for an appointment	5	5	N/A	90.4%	89.5%	88.7%

* This is based on patients treated on this contract for their most recent course of treatment. Figures in italics indicate the base number of FP17s or Patient Questionnaire responses are less than 100. N/A is shown where the base number of responses is less than 10 during the period. % is calculated as Quantity/Base number*100

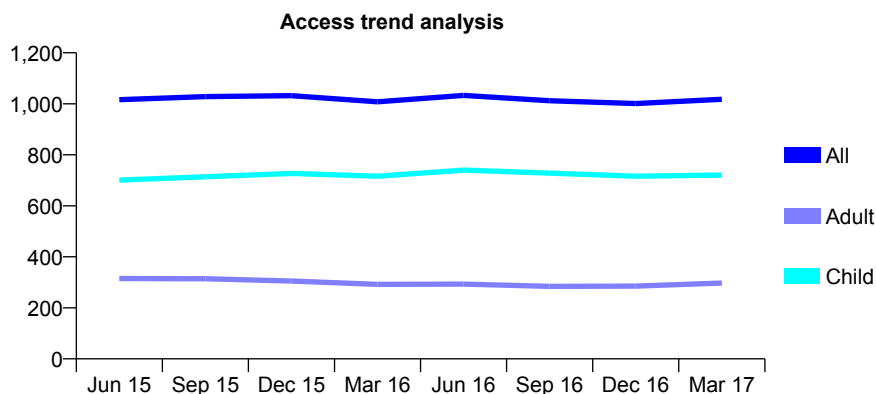
Q49 - Vital Signs At a Glance Contract Report for 357499/0001 - March 2017

Name or company name	MR TD DAVIES
Contract type name	GDS Contract
Purpose of contract	General
Contract start date	01/08/2012
Contract end date	

16/17 Contracted general activity (UDA)	3,093
Carry forward general activity (UDA)	0
16/17 Contracted orthodontic activity (UOA)	0
Carry forward orthodontic activity (UOA)	0
Baseline contract value	£68,066.62

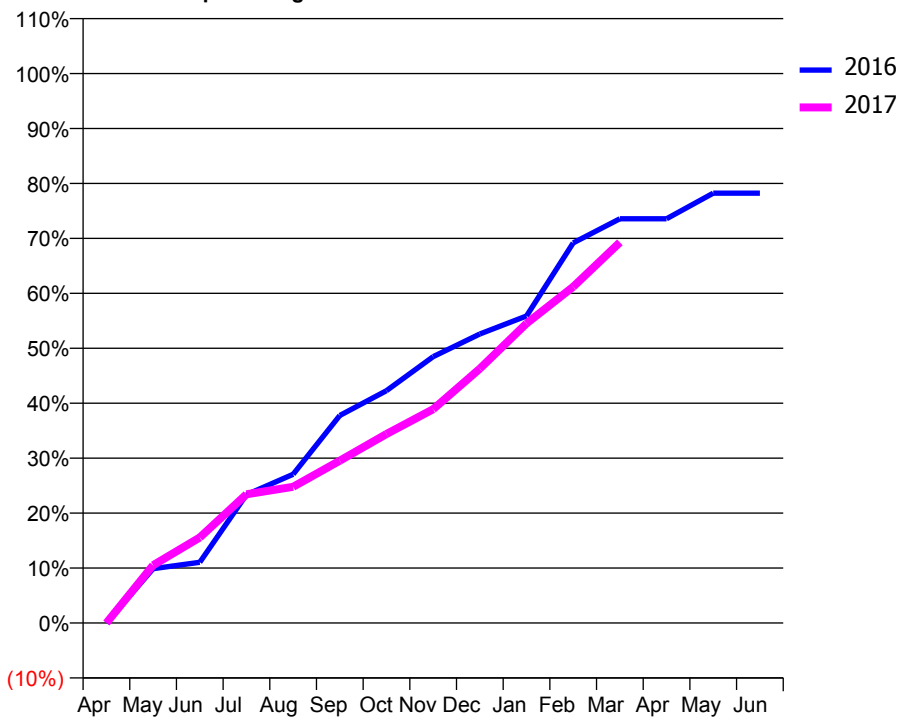
ACCESS*

Patients seen in 24 months	Total	Change since previous quarter
Quarter ending March 2016	1,008	
Quarter ending June 2016	1,033	↑
Quarter ending September 2016	1,012	↓
Quarter ending December 2016	1,001	↓
Quarter ending March 2017	1,018	→
Variance since March 2016	1.0%	→



ACTIVITY

Cumulative percentage of contracted UDA delivered 2016 & 2017



Month	Adjusted Scheduled Activity (UDA)	
	2016	2017
April	0	0
May	306	325
June	342	481
July	722	725
August	837	767
September	1,168	914
October	1,308	1,064
November	1,499	1,203
December	1,627	1,432
January	1,728	1,686
February	2,139	1,893
March	2,275	2,143
April	2,275	
May	2,420	
June	2,420	

QUALITY

	Quantity	Base Number	Contract	AT	Region	England
% of FP17s for the same patient ID Re-attending within 3 months - Children	65	951	6.8%	11.5%	13.3%	12.3%
% of FP17s for the same patient ID Re-attending within 3 months - Adults	66	324	20.4%	15.6%	17.3%	16.7%
% of FP17s for the same patient ID Re-attending between 3 & 9 months - Children	464	951	48.8%	57.3%	58.9%	57.6%
% of FP17s for the same patient ID Re-attending between 3 & 9 months - Adults	136	324	42.0%	52.0%	52.2%	50.1%
% of FP17s for Band 1 Urgent Courses	74	1,198	6.2%	8.2%	9.2%	9.1%
% of FP17s Relating to Free Repair or Replacements	0	1,198	0.0%	1.2%	1.0%	0.8%
% of FP17s Relating to Continuations	16	1,198	1.3%	1.6%	1.4%	1.2%
% of Patients satisfied with the dentistry they have received	1	1	N/A	93.3%	93.1%	92.8%
% of Patients satisfied with the time they had to wait for an appointment	1	1	N/A	90.4%	89.5%	88.7%

* This is based on patients treated on this contract for their most recent course of treatment. Figures in italics indicate the base number of FP17s or Patient Questionnaire responses are less than 100. N/A is shown where the base number of responses is less than 10 during the period. % is calculated as Quantity/Base number*100

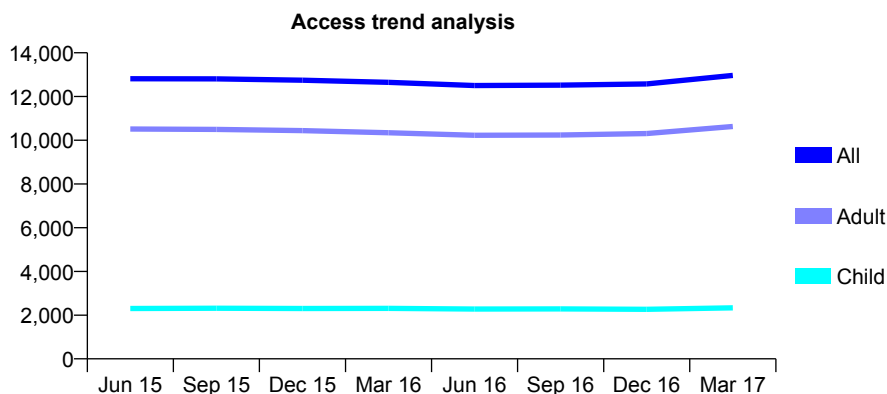
Q49 - Vital Signs At a Glance Contract Report for 358398/0001 - March 2017

Name or company name	MR DJ RYNN
Contract type name	GDS Contract
Purpose of contract	General
Contract start date	01/04/2011
Contract end date	

16/17 Contracted general activity (UDA)	37,204
Carry forward general activity (UDA)	428
16/17 Contracted orthodontic activity (UOA)	0
Carry forward orthodontic activity (UOA)	0
Baseline contract value	£866,332.05

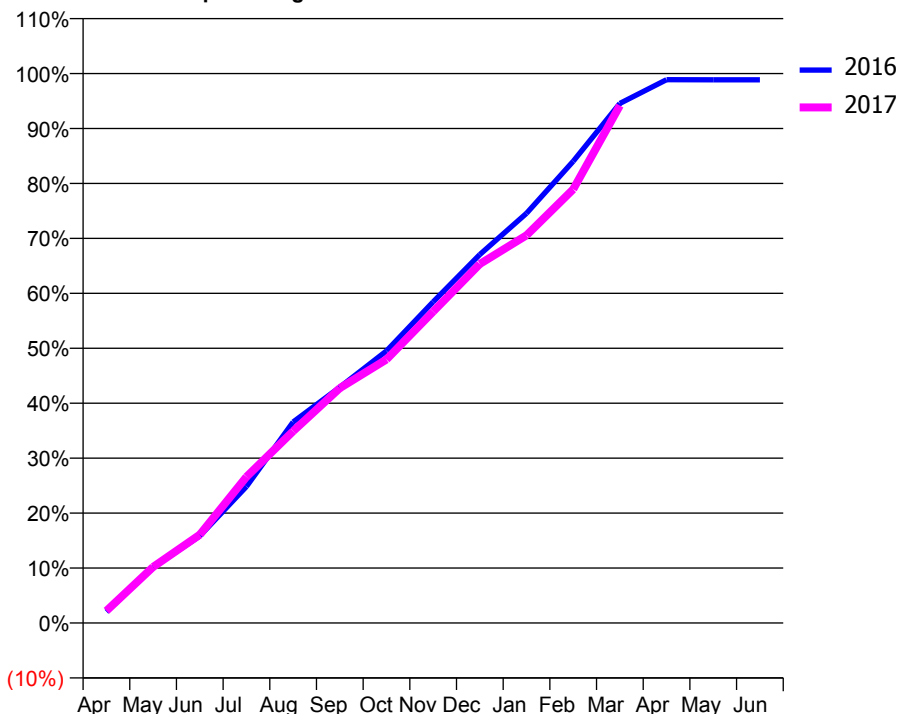
ACCESS*

Patients seen in 24 months	Total	Change since previous quarter
Quarter ending March 2016	12,648	
Quarter ending June 2016	12,502	↓
Quarter ending September 2016	12,519	→
Quarter ending December 2016	12,573	→
Quarter ending March 2017	12,967	↑
Variance since March 2016	2.5%	↑



ACTIVITY

Cumulative percentage of contracted UDA delivered 2016 & 2017



Month	Adjusted Scheduled Activity (UDA)	
	2016	2017
April	762	828
May	3,774	3,795
June	5,889	5,984
July	9,238	9,895
August	13,614	12,988
September	15,964	15,901
October	18,420	17,846
November	21,747	21,083
December	24,948	24,306
January	27,736	26,247
February	31,264	29,368
March	35,183	35,032
April	36,783	
May	36,776	
June	36,776	

QUALITY

	Quantity	Base Number	Contract	AT	Region	England
% of FP17s for the same patient ID Re-attending within 3 months - Children	223	4,138	5.4%	11.5%	13.3%	12.3%
% of FP17s for the same patient ID Re-attending within 3 months - Adults	2,028	18,657	10.9%	15.6%	17.3%	16.7%
% of FP17s for the same patient ID Re-attending between 3 & 9 months - Children	2,929	4,138	70.8%	57.3%	58.9%	57.6%
% of FP17s for the same patient ID Re-attending between 3 & 9 months - Adults	13,528	18,657	72.5%	52.0%	52.2%	50.1%
% of FP17s for Band 1 Urgent Courses	1,262	21,123	6.0%	8.2%	9.2%	9.1%
% of FP17s Relating to Free Repair or Replacements	199	21,123	0.9%	1.2%	1.0%	0.8%
% of FP17s Relating to Continuations	200	21,123	0.9%	1.6%	1.4%	1.2%
% of Patients satisfied with the dentistry they have received	28	28	100.0%	93.3%	93.1%	92.8%
% of Patients satisfied with the time they had to wait for an appointment	26	28	92.9%	90.4%	89.5%	88.7%

* This is based on patients treated on this contract for their most recent course of treatment. Figures in italics indicate the base number of FP17s or Patient Questionnaire responses are less than 100. N/A is shown where the base number of responses is less than 10 during the period. % is calculated as Quantity/Base number*100

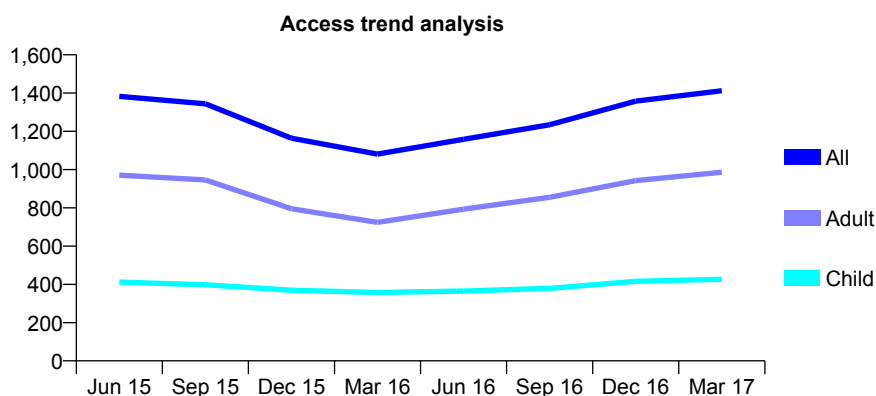
Q49 - Vital Signs At a Glance Contract Report for 367672/0001 - March 2017

Name or company name	MR GA HARRISON
Contract type name	GDS Contract
Purpose of contract	General
Contract start date	01/08/2006
Contract end date	

16/17 Contracted general activity (UDA)	2,190
Carry forward general activity (UDA)	23
16/17 Contracted orthodontic activity (UOA)	0
Carry forward orthodontic activity (UOA)	0
Baseline contract value	£51,781.10

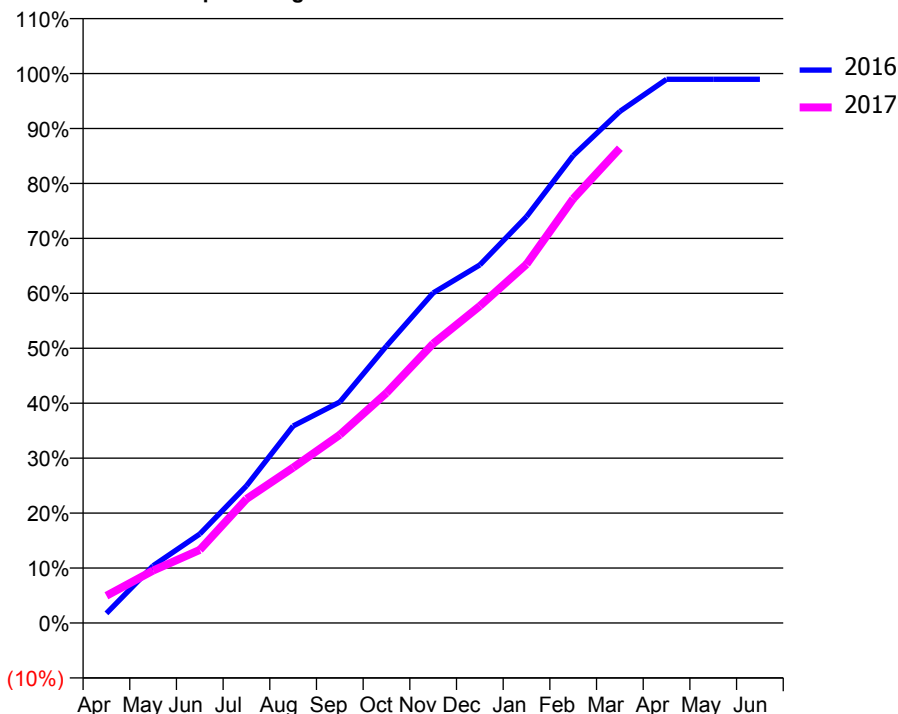
ACCESS*

Patients seen in 24 months	Total	Change since previous quarter
Quarter ending March 2016	1,081	
Quarter ending June 2016	1,158	↑
Quarter ending September 2016	1,234	↑
Quarter ending December 2016	1,358	↑
Quarter ending March 2017	1,412	↑
Variance since March 2016	30.6%	↑



ACTIVITY

Cumulative percentage of contracted UDA delivered 2016 & 2017



Month	Adjusted Scheduled Activity (UDA)	
	2016	2017
April	38	109
May	228	209
June	355	292
July	547	494
August	785	620
September	881	750
October	1,104	917
November	1,315	1,113
December	1,427	1,264
January	1,619	1,430
February	1,863	1,691
March	2,039	1,892
April	2,167	
May	2,167	
June	2,167	

QUALITY

	Quantity	Base Number	Contract	AT	Region	England
% of FP17s for the same patient ID Re-attending within 3 months - Children	60	730	8.2%	11.5%	13.3%	12.3%
% of FP17s for the same patient ID Re-attending within 3 months - Adults	216	1,568	13.8%	15.6%	17.3%	16.7%
% of FP17s for the same patient ID Re-attending between 3 & 9 months - Children	361	730	49.5%	57.3%	58.9%	57.6%
% of FP17s for the same patient ID Re-attending between 3 & 9 months - Adults	606	1,568	38.6%	52.0%	52.2%	50.1%
% of FP17s for Band 1 Urgent Courses	101	1,109	9.1%	8.2%	9.2%	9.1%
% of FP17s Relating to Free Repair or Replacements	7	1,109	0.6%	1.2%	1.0%	0.8%
% of FP17s Relating to Continuations	29	1,109	2.6%	1.6%	1.4%	1.2%
% of Patients satisfied with the dentistry they have received	2	2	N/A	93.3%	93.1%	92.8%
% of Patients satisfied with the time they had to wait for an appointment	2	2	N/A	90.4%	89.5%	88.7%

* This is based on patients treated on this contract for their most recent course of treatment. Figures in italics indicate the base number of FP17s or Patient Questionnaire responses are less than 100. N/A is shown where the base number of responses is less than 10 during the period. % is calculated as Quantity/Base number*100

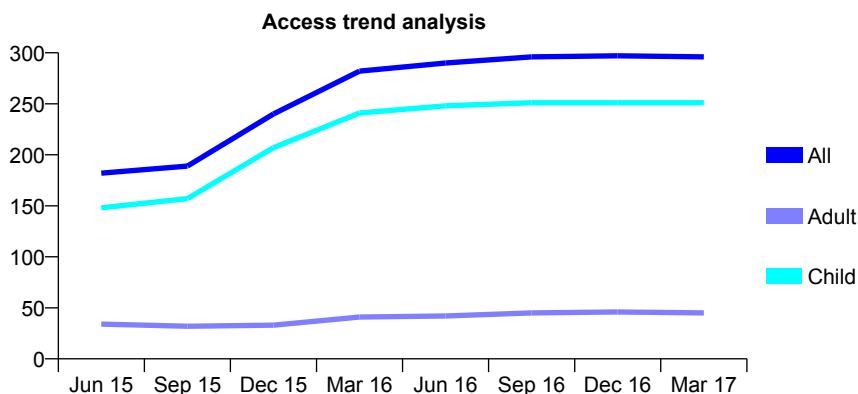
Q49 - Vital Signs At a Glance Contract Report for 565989/0001 - March 2017

Name or company name	Wetheral Dental Practice
Contract type name	GDS Contract
Purpose of contract	General
Contract start date	01/04/2006
Contract end date	

16/17 Contracted general activity (UDA)	506
Carry forward general activity (UDA)	0
16/17 Contracted orthodontic activity (UOA)	0
Carry forward orthodontic activity (UOA)	0
Baseline contract value	£12,312.66

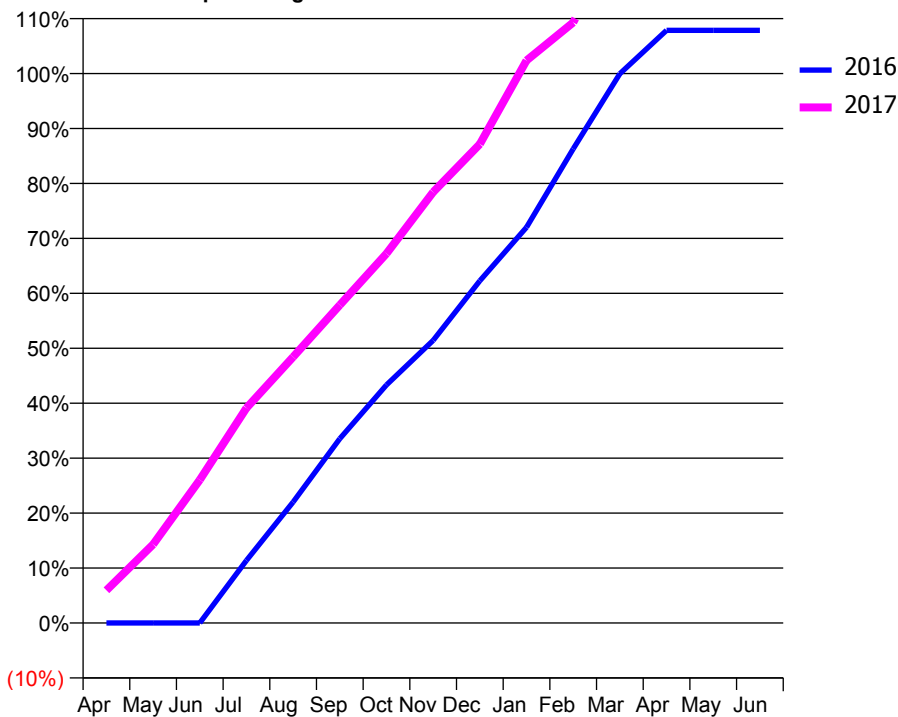
ACCESS*

Patients seen in 24 months	Total	Change since previous quarter
Quarter ending March 2016	282	
Quarter ending June 2016	290	↑
Quarter ending September 2016	296	↑
Quarter ending December 2016	297	→
Quarter ending March 2017	296	→
Variance since March 2016	5.0%	↑



ACTIVITY

Cumulative percentage of contracted UDA delivered 2016 & 2017



Month	Adjusted Scheduled Activity (UDA)	
	2016	2017
April	0	30
May	0	72
June	0	132
July	58	198
August	111	245
September	170	293
October	219	340
November	260	397
December	315	441
January	364	518
February	437	553
March	506	633
April	546	
May	546	
June	546	

QUALITY

	Quantity	Base Number	Contract	AT	Region	England
% of FP17s for the same patient ID Re-attending within 3 months - Children	36	464	7.8%	11.5%	13.3%	12.3%
% of FP17s for the same patient ID Re-attending within 3 months - Adults	2	39	5.1%	15.6%	17.3%	16.7%
% of FP17s for the same patient ID Re-attending between 3 & 9 months - Children	351	464	75.6%	57.3%	58.9%	57.6%
% of FP17s for the same patient ID Re-attending between 3 & 9 months - Adults	30	39	76.9%	52.0%	52.2%	50.1%
% of FP17s for Band 1 Urgent Courses	17	474	3.6%	8.2%	9.2%	9.1%
% of FP17s Relating to Free Repair or Replacements	0	474	0.0%	1.2%	1.0%	0.8%
% of FP17s Relating to Continuations	0	474	0.0%	1.6%	1.4%	1.2%
% of Patients satisfied with the dentistry they have received	0	0	N/A	93.3%	93.1%	92.8%
% of Patients satisfied with the time they had to wait for an appointment	0	0	N/A	90.4%	89.5%	88.7%

* This is based on patients treated on this contract for their most recent course of treatment. Figures in italics indicate the base number of FP17s or Patient Questionnaire responses are less than 100. N/A is shown where the base number of responses is less than 10 during the period. % is calculated as Quantity/Base number*100

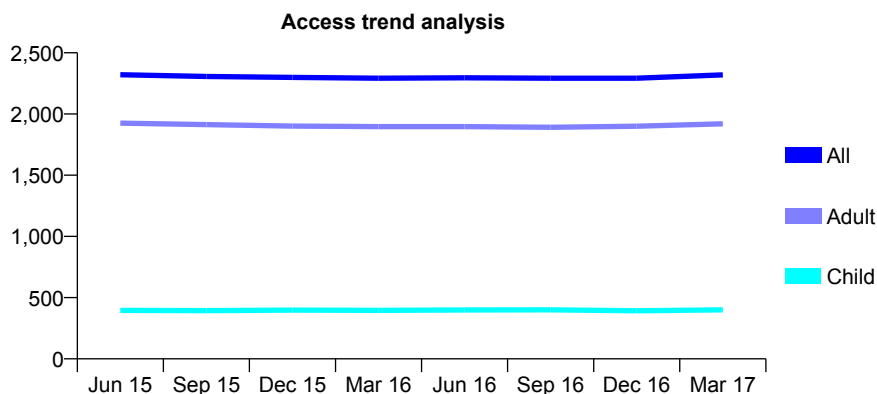
Q49 - Vital Signs At a Glance Contract Report for 567337/0001 - March 2017

Name or company name	Harley House Dental Practice
Contract type name	GDS Contract
Purpose of contract	General and Orthodontic
Contract start date	01/04/2006
Contract end date	

16/17 Contracted general activity (UDA)	7,344
Carry forward general activity (UDA)	42
16/17 Contracted orthodontic activity (UOA)	0
Carry forward orthodontic activity (UOA)	0
Baseline contract value	£183,236.56

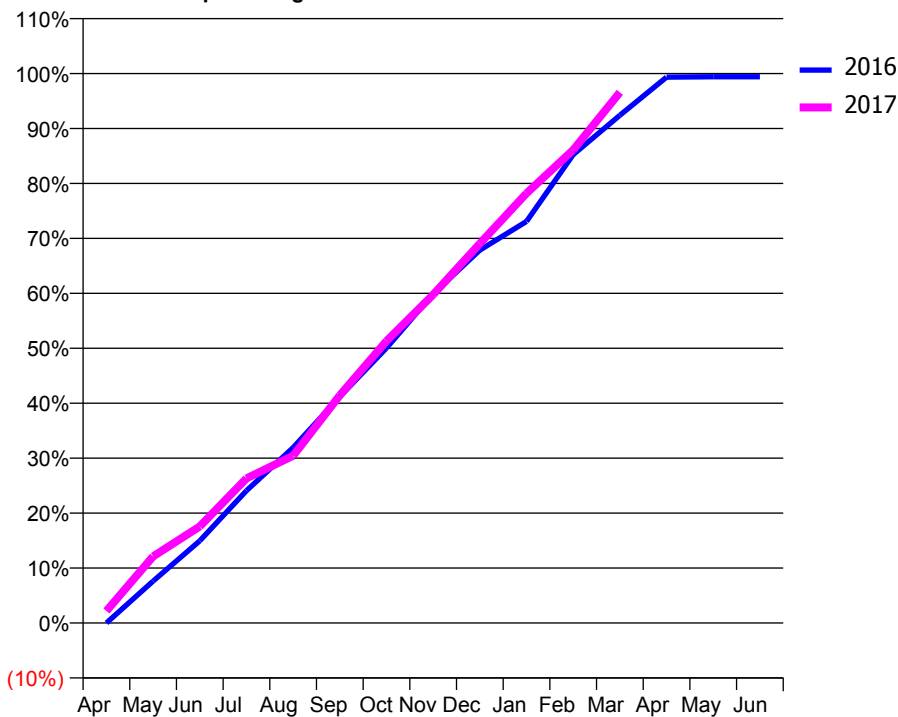
ACCESS*

Patients seen in 24 months	Total	Change since previous quarter
Quarter ending March 2016	2,293	
Quarter ending June 2016	2,296	→
Quarter ending September 2016	2,292	→
Quarter ending December 2016	2,293	→
Quarter ending March 2017	2,320	→
Variance since March 2016	1.2%	→



ACTIVITY

Cumulative percentage of contracted UDA delivered 2016 & 2017



Month	Adjusted Scheduled Activity (UDA)	
	2016	2017
April	0	161
May	556	890
June	1,091	1,291
July	1,755	1,933
August	2,326	2,236
September	3,002	3,044
October	3,647	3,768
November	4,364	4,388
December	4,944	5,072
January	5,324	5,744
February	6,211	6,322
March	6,732	7,092
April	7,238	
May	7,244	
June	7,244	

QUALITY

	Quantity	Base Number	Contract	AT	Region	England
% of FP17s for the same patient ID Re-attending within 3 months - Children	52	745	7.0%	11.5%	13.3%	12.3%
% of FP17s for the same patient ID Re-attending within 3 months - Adults	468	3,099	15.1%	15.6%	17.3%	16.7%
% of FP17s for the same patient ID Re-attending between 3 & 9 months - Children	514	745	69.0%	57.3%	58.9%	57.6%
% of FP17s for the same patient ID Re-attending between 3 & 9 months - Adults	1,882	3,099	60.7%	52.0%	52.2%	50.1%
% of FP17s for Band 1 Urgent Courses	180	3,530	5.1%	8.2%	9.2%	9.1%
% of FP17s Relating to Free Repair or Replacements	19	3,530	0.5%	1.2%	1.0%	0.8%
% of FP17s Relating to Continuations	80	3,530	2.3%	1.6%	1.4%	1.2%
% of Patients satisfied with the dentistry they have received	5	5	N/A	93.3%	93.1%	92.8%
% of Patients satisfied with the time they had to wait for an appointment	5	5	N/A	90.4%	89.5%	88.7%

* This is based on patients treated on this contract for their most recent course of treatment. Figures in italics indicate the base number of FP17s or Patient Questionnaire responses are less than 100. N/A is shown where the base number of responses is less than 10 during the period. % is calculated as Quantity/Base number*100

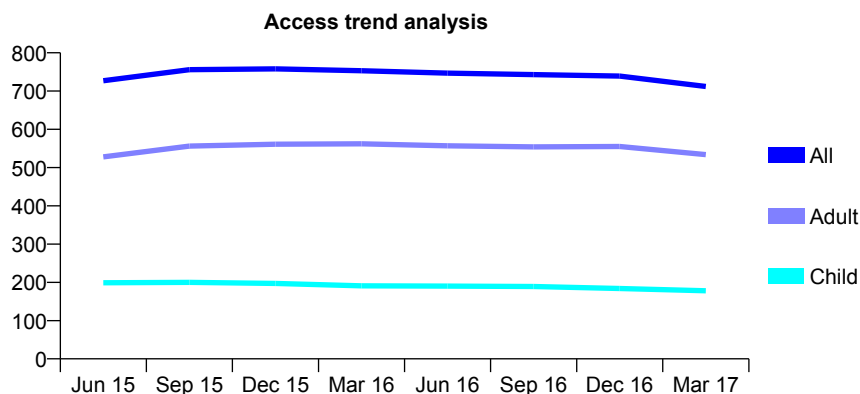
Q49 - Vital Signs At a Glance Contract Report for 570869/0001 - March 2017

Name or company name	MR MI BHOLAH
Contract type name	GDS Contract
Purpose of contract	General
Contract start date	01/04/2006
Contract end date	

16/17 Contracted general activity (UDA)	3,219
Carry forward general activity (UDA)	0
16/17 Contracted orthodontic activity (UOA)	0
Carry forward orthodontic activity (UOA)	0
Baseline contract value	£85,258.13

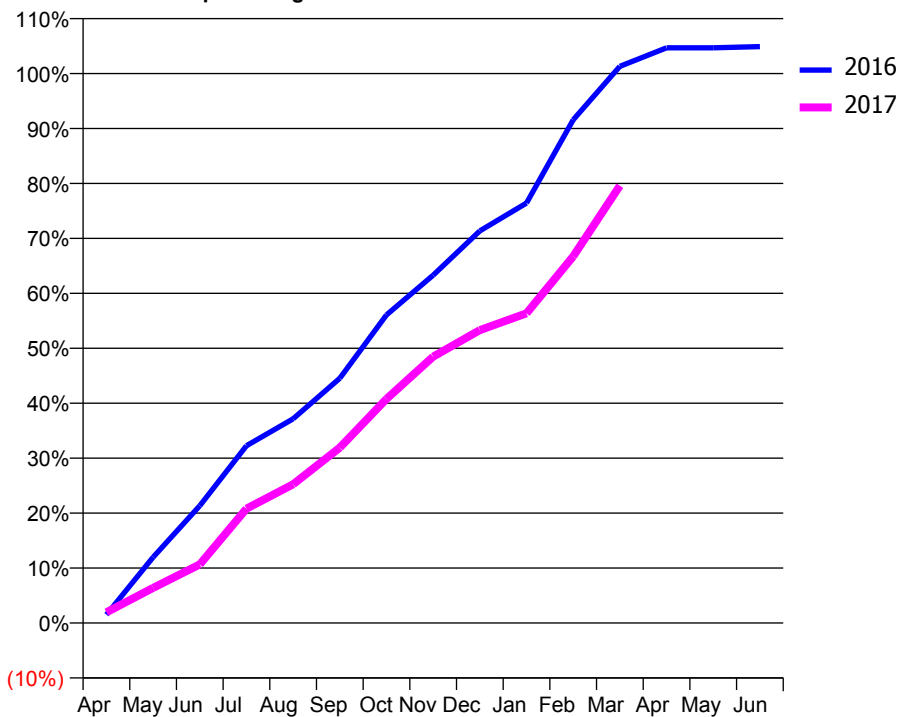
ACCESS*

Patients seen in 24 months	Total	Change since previous quarter
Quarter ending March 2016	753	
Quarter ending June 2016	747	→
Quarter ending September 2016	743	→
Quarter ending December 2016	739	→
Quarter ending March 2017	712	↓
Variance since March 2016	(5.4%)	↓



ACTIVITY

Cumulative percentage of contracted UDA delivered 2016 & 2017



Adjusted Scheduled Activity (UDA)

Month	2016	2017
April	49	63
May	385	206
June	687	343
July	1,038	670
August	1,196	813
September	1,434	1,028
October	1,805	1,313
November	2,038	1,560
December	2,297	1,716
January	2,460	1,815
February	2,948	2,148
March	3,261	2,561
April	3,369	
May	3,369	
June	3,376	

QUALITY

	Quantity	Base Number	Contract	AT	Region	England
% of FP17s for the same patient ID Re-attending within 3 months - Children	4	255	1.6%	11.5%	13.3%	12.3%
% of FP17s for the same patient ID Re-attending within 3 months - Adults	57	654	8.7%	15.6%	17.3%	16.7%
% of FP17s for the same patient ID Re-attending between 3 & 9 months - Children	170	255	66.7%	57.3%	58.9%	57.6%
% of FP17s for the same patient ID Re-attending between 3 & 9 months - Adults	401	654	61.3%	52.0%	52.2%	50.1%
% of FP17s for Band 1 Urgent Courses	22	872	2.5%	8.2%	9.2%	9.1%
% of FP17s Relating to Free Repair or Replacements	0	872	0.0%	1.2%	1.0%	0.8%
% of FP17s Relating to Continuations	6	872	0.7%	1.6%	1.4%	1.2%
% of Patients satisfied with the dentistry they have received	2	2	N/A	93.3%	93.1%	92.8%
% of Patients satisfied with the time they had to wait for an appointment	2	2	N/A	90.4%	89.5%	88.7%

* This is based on patients treated on this contract for their most recent course of treatment. Figures in italics indicate the base number of FP17s or Patient Questionnaire responses are less than 100. N/A is shown where the base number of responses is less than 10 during the period. % is calculated as Quantity/Base number*100

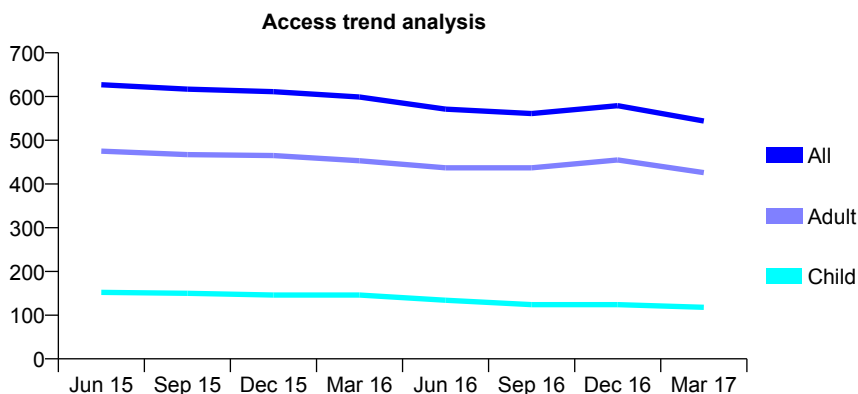
Q49 - Vital Signs At a Glance Contract Report for 570869/0002 - March 2017

Name or company name	MR MI BHOLAH
Contract type name	GDS Contract
Purpose of contract	General and Orthodontic
Contract start date	01/04/2006
Contract end date	

16/17 Contracted general activity (UDA)	2,956
Carry forward general activity (UDA)	14
16/17 Contracted orthodontic activity (UOA)	0
Carry forward orthodontic activity (UOA)	0
Baseline contract value	£91,764.39

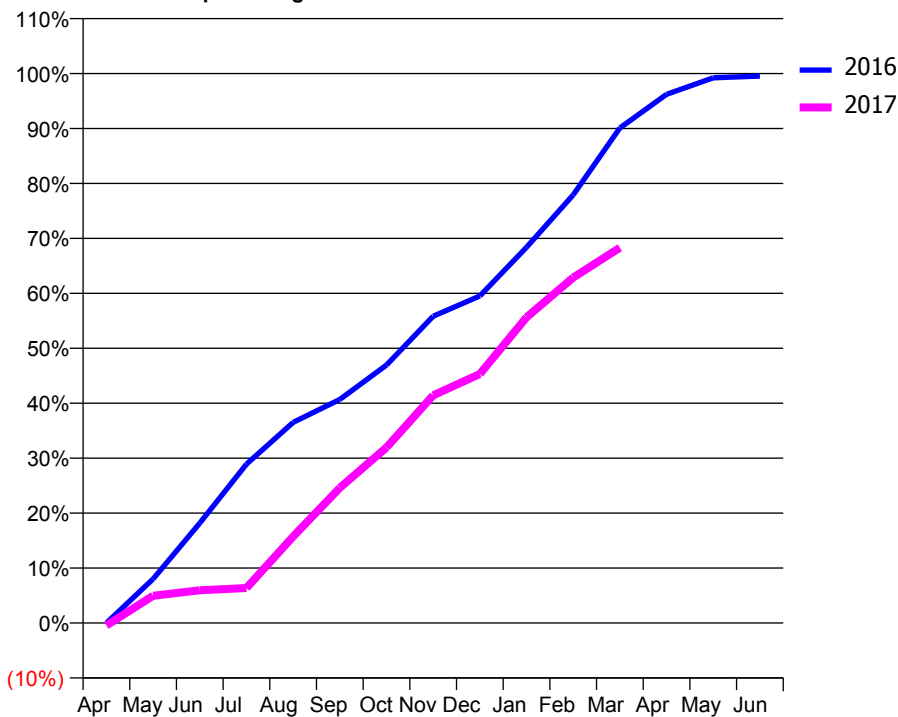
ACCESS*

Patients seen in 24 months	Total	Change since previous quarter
Quarter ending March 2016	599	
Quarter ending June 2016	571	↓
Quarter ending September 2016	561	↓
Quarter ending December 2016	579	↑
Quarter ending March 2017	544	↓
Variance since March 2016	(9.2%)	↓



ACTIVITY

Cumulative percentage of contracted UDA delivered 2016 & 2017



Month	Adjusted Scheduled Activity (UDA)	
	2016	2017
April	0	-14
May	237	146
June	538	176
July	855	188
August	1,079	465
September	1,202	727
October	1,387	944
November	1,650	1,225
December	1,759	1,339
January	2,021	1,644
February	2,303	1,859
March	2,663	2,019
April	2,844	
May	2,933	
June	2,942	

QUALITY

	Quantity	Base Number	Contract	AT	Region	England
% of FP17s for the same patient ID Re-attending within 3 months - Children	1	128	0.8%	11.5%	13.3%	12.3%
% of FP17s for the same patient ID Re-attending within 3 months - Adults	62	471	13.2%	15.6%	17.3%	16.7%
% of FP17s for the same patient ID Re-attending between 3 & 9 months - Children	73	128	57.0%	57.3%	58.9%	57.6%
% of FP17s for the same patient ID Re-attending between 3 & 9 months - Adults	212	471	45.0%	52.0%	52.2%	50.1%
% of FP17s for Band 1 Urgent Courses	23	548	4.2%	8.2%	9.2%	9.1%
% of FP17s Relating to Free Repair or Replacements	1	548	0.2%	1.2%	1.0%	0.8%
% of FP17s Relating to Continuations	0	548	0.0%	1.6%	1.4%	1.2%
% of Patients satisfied with the dentistry they have received	0	0	N/A	93.3%	93.1%	92.8%
% of Patients satisfied with the time they had to wait for an appointment	0	0	N/A	90.4%	89.5%	88.7%

* This is based on patients treated on this contract for their most recent course of treatment. Figures in italics indicate the base number of FP17s or Patient Questionnaire responses are less than 100. N/A is shown where the base number of responses is less than 10 during the period. % is calculated as Quantity/Base number*100

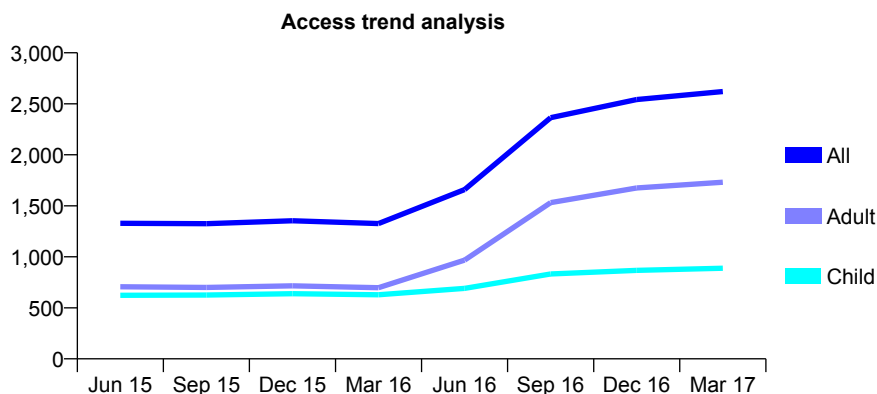
Q49 - Vital Signs At a Glance Contract Report for 572276/0002 - March 2017

Name or company name	Curzon Street Dental Practice
Contract type name	GDS Contract
Purpose of contract	General
Contract start date	01/04/2006
Contract end date	

16/17 Contracted general activity (UDA)	9,200
Carry forward general activity (UDA)	0
16/17 Contracted orthodontic activity (UOA)	0
Carry forward orthodontic activity (UOA)	0
Baseline contract value	£217,580.00

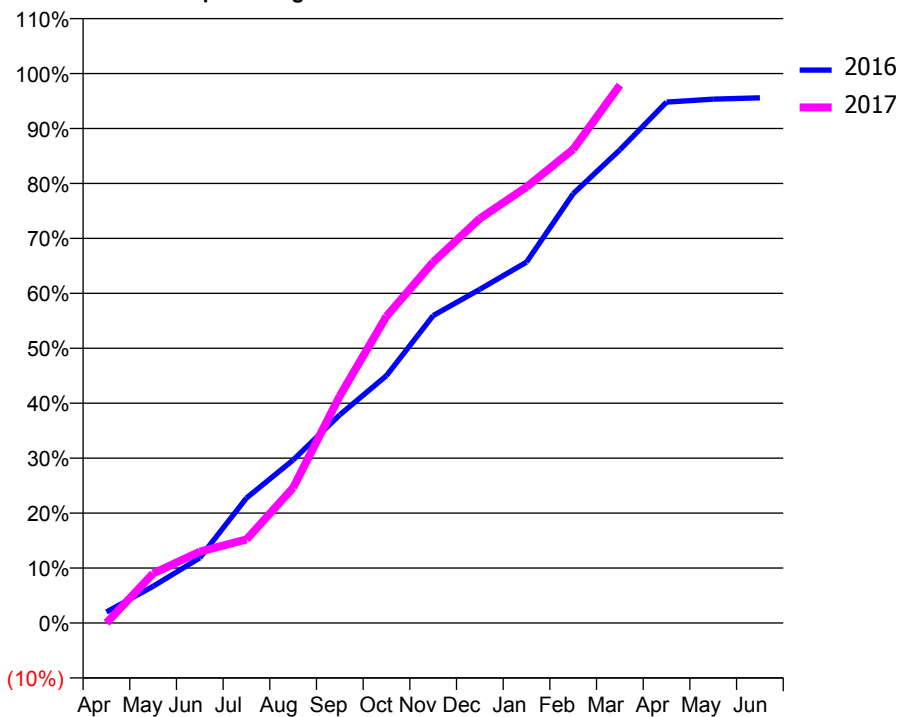
ACCESS*

Patients seen in 24 months	Total	Change since previous quarter
Quarter ending March 2016	1,326	
Quarter ending June 2016	1,659	↑
Quarter ending September 2016	2,364	↑
Quarter ending December 2016	2,542	↑
Quarter ending March 2017	2,620	↑
Variance since March 2016	97.6%	↑



ACTIVITY

Cumulative percentage of contracted UDA delivered 2016 & 2017



Month	Adjusted Scheduled Activity (UDA)	
	2016	2017
April	88	0
May	295	829
June	524	1,195
July	1,005	1,400
August	1,310	2,265
September	1,673	3,802
October	1,988	5,136
November	2,470	6,043
December	2,681	6,773
January	2,900	7,299
February	3,449	7,930
March	3,802	9,005
April	4,185	
May	4,209	
June	4,219	

QUALITY

	Quantity	Base Number	Contract	AT	Region	England
% of FP17s for the same patient ID Re-attending within 3 months - Children	107	1,499	7.1%	11.5%	13.3%	12.3%
% of FP17s for the same patient ID Re-attending within 3 months - Adults	522	3,091	16.9%	15.6%	17.3%	16.7%
% of FP17s for the same patient ID Re-attending between 3 & 9 months - Children	811	1,499	54.1%	57.3%	58.9%	57.6%
% of FP17s for the same patient ID Re-attending between 3 & 9 months - Adults	1,237	3,091	40.0%	52.0%	52.2%	50.1%
% of FP17s for Band 1 Urgent Courses	110	4,414	2.5%	8.2%	9.2%	9.1%
% of FP17s Relating to Free Repair or Replacements	25	4,414	0.6%	1.2%	1.0%	0.8%
% of FP17s Relating to Continuations	142	4,414	3.2%	1.6%	1.4%	1.2%
% of Patients satisfied with the dentistry they have received	3	3	N/A	93.3%	93.1%	92.8%
% of Patients satisfied with the time they had to wait for an appointment	3	3	N/A	90.4%	89.5%	88.7%

* This is based on patients treated on this contract for their most recent course of treatment. Figures in italics indicate the base number of FP17s or Patient Questionnaire responses are less than 100. N/A is shown where the base number of responses is less than 10 during the period. % is calculated as Quantity/Base number*100

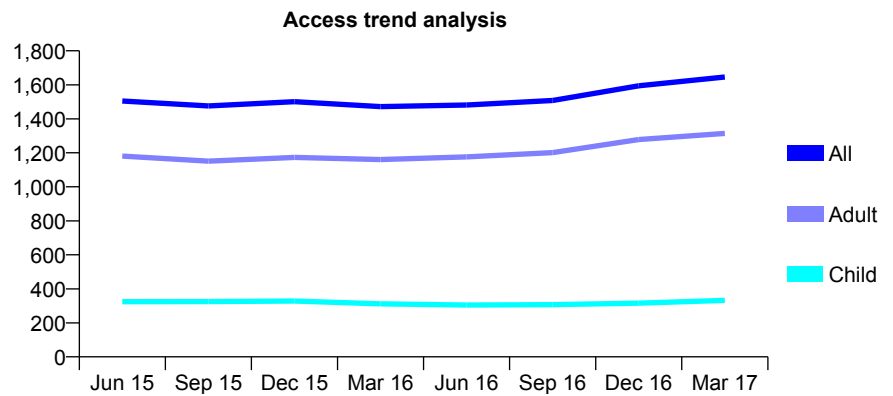
Q49 - Vital Signs At a Glance Contract Report for 573639/0004 - March 2017

Name or company name	MR SB PABARY
Contract type name	Pilot Contract
Purpose of contract	General
Contract start date	01/06/2007
Contract end date	

16/17 Contracted general activity (UDA)	8,169
Carry forward general activity (UDA)	0
16/17 Contracted orthodontic activity (UOA)	0
Carry forward orthodontic activity (UOA)	0
Baseline contract value	£200,423.63

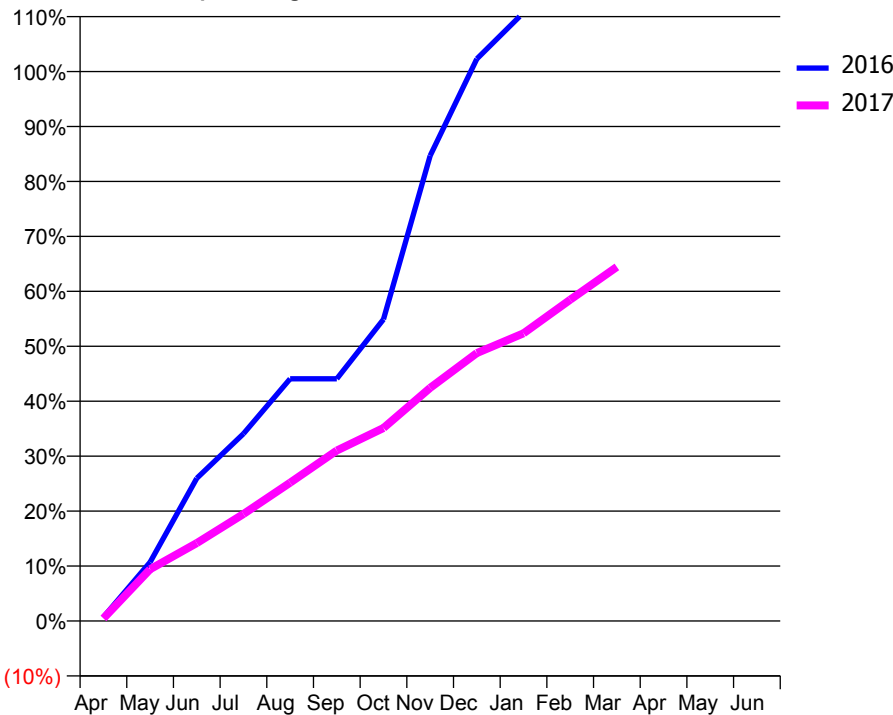
ACCESS*

Patients seen in 24 months	Total	Change since previous quarter
Quarter ending March 2016	1,472	
Quarter ending June 2016	1,481	→
Quarter ending September 2016	1,508	→
Quarter ending December 2016	1,594	↑
Quarter ending March 2017	1,646	↑
Variance since March 2016	11.8%	↑



ACTIVITY

Cumulative percentage of contracted UDA delivered 2016 & 2017



Month	Adjusted Scheduled Activity (UDA)	
	2016	2017
April	21	39
May	318	770
June	772	1,159
July	1,012	1,590
August	1,309	2,057
September	1,309	2,535
October	1,631	2,870
November	2,515	3,466
December	3,038	3,984
January	3,287	4,278
February	3,953	4,777
March	4,365	5,263
April	4,386	
May	4,389	
June	4,390	

QUALITY

	Quantity	Base Number	Contract	AT	Region	England
% of FP17s for the same patient ID Re-attending within 3 months - Children	8	485	1.6%	11.5%	13.3%	12.3%
% of FP17s for the same patient ID Re-attending within 3 months - Adults	185	1,935	9.6%	15.6%	17.3%	16.7%
% of FP17s for the same patient ID Re-attending between 3 & 9 months - Children	295	485	60.8%	57.3%	58.9%	57.6%
% of FP17s for the same patient ID Re-attending between 3 & 9 months - Adults	1,112	1,935	57.5%	52.0%	52.2%	50.1%
% of FP17s for Band 1 Urgent Courses	212	2,397	8.8%	8.2%	9.2%	9.1%
% of FP17s Relating to Free Repair or Replacements	15	2,397	0.6%	1.2%	1.0%	0.8%
% of FP17s Relating to Continuations	5	2,397	0.2%	1.6%	1.4%	1.2%
% of Patients satisfied with the dentistry they have received	0	0	N/A	93.3%	93.1%	92.8%
% of Patients satisfied with the time they had to wait for an appointment	0	0	N/A	90.4%	89.5%	88.7%

* This is based on patients treated on this contract for their most recent course of treatment. Figures in italics indicate the base number of FP17s or Patient Questionnaire responses are less than 100. N/A is shown where the base number of responses is less than 10 during the period. % is calculated as Quantity/Base number*100

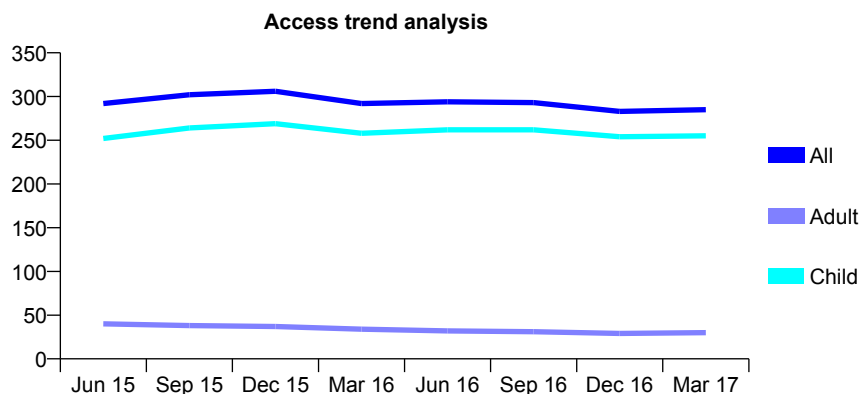
Q49 - Vital Signs At a Glance Contract Report for 573663/0001 - March 2017

Name or company name	Broadway Dental Surgery
Contract type name	GDS Contract
Purpose of contract	General
Contract start date	01/04/2006
Contract end date	

16/17 Contracted general activity (UDA)	740
Carry forward general activity (UDA)	0
16/17 Contracted orthodontic activity (UOA)	0
Carry forward orthodontic activity (UOA)	0
Baseline contract value	£17,252.74

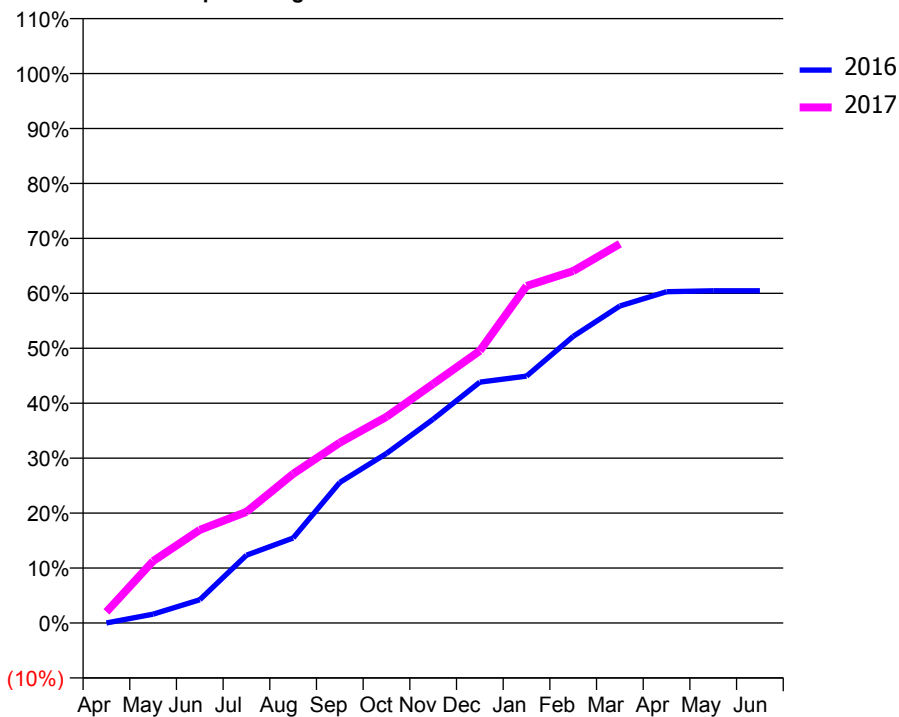
ACCESS*

Patients seen in 24 months	Total	Change since previous quarter
Quarter ending March 2016	292	
Quarter ending June 2016	294	→
Quarter ending September 2016	293	→
Quarter ending December 2016	283	↓
Quarter ending March 2017	285	→
Variance since March 2016	(2.4%)	↓



ACTIVITY

Cumulative percentage of contracted UDA delivered 2016 & 2017



Month	Adjusted Scheduled Activity (UDA)	
	2016	2017
April	0	15
May	12	83
June	31	125
July	91	150
August	114	201
September	189	243
October	228	278
November	274	322
December	324	367
January	332	454
February	386	474
March	427	511
April	446	
May	447	
June	447	

QUALITY

	Quantity	Base Number	Contract	AT	Region	England
% of FP17s for the same patient ID Re-attending within 3 months - Children	27	381	7.1%	11.5%	13.3%	12.3%
% of FP17s for the same patient ID Re-attending within 3 months - Adults	0	0	N/A	15.6%	17.3%	16.7%
% of FP17s for the same patient ID Re-attending between 3 & 9 months - Children	238	381	62.5%	57.3%	58.9%	57.6%
% of FP17s for the same patient ID Re-attending between 3 & 9 months - Adults	0	0	N/A	52.0%	52.2%	50.1%
% of FP17s for Band 1 Urgent Courses	13	363	3.6%	8.2%	9.2%	9.1%
% of FP17s Relating to Free Repair or Replacements	0	363	0.0%	1.2%	1.0%	0.8%
% of FP17s Relating to Continuations	0	363	0.0%	1.6%	1.4%	1.2%
% of Patients satisfied with the dentistry they have received	2	2	N/A	93.3%	93.1%	92.8%
% of Patients satisfied with the time they had to wait for an appointment	2	2	N/A	90.4%	89.5%	88.7%

* This is based on patients treated on this contract for their most recent course of treatment. Figures in italics indicate the base number of FP17s or Patient Questionnaire responses are less than 100. N/A is shown where the base number of responses is less than 10 during the period. % is calculated as Quantity/Base number*100

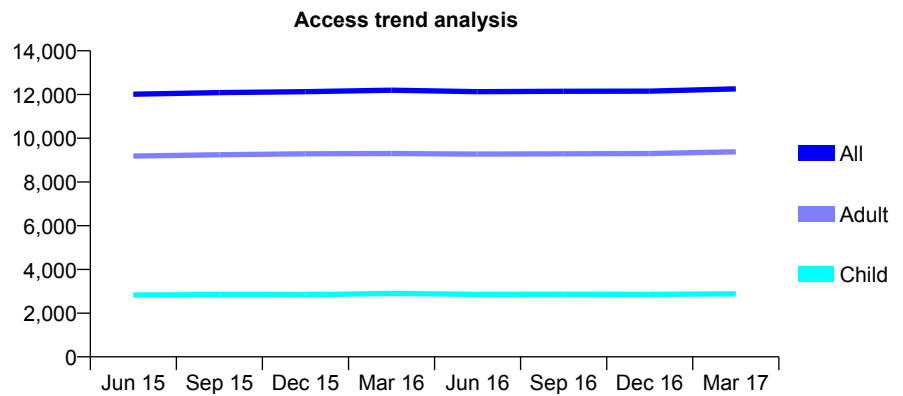
Q49 - Vital Signs At a Glance Contract Report for 574112/0001 - March 2017

Name or company name	MR JE WILLIAMSON
Contract type name	GDS Contract
Purpose of contract	General and Orthodontic
Contract start date	01/04/2006
Contract end date	

16/17 Contracted general activity (UDA)	40,129
Carry forward general activity (UDA)	0
16/17 Contracted orthodontic activity (UOA)	33
Carry forward orthodontic activity (UOA)	0
Baseline contract value	£1,018,201.59

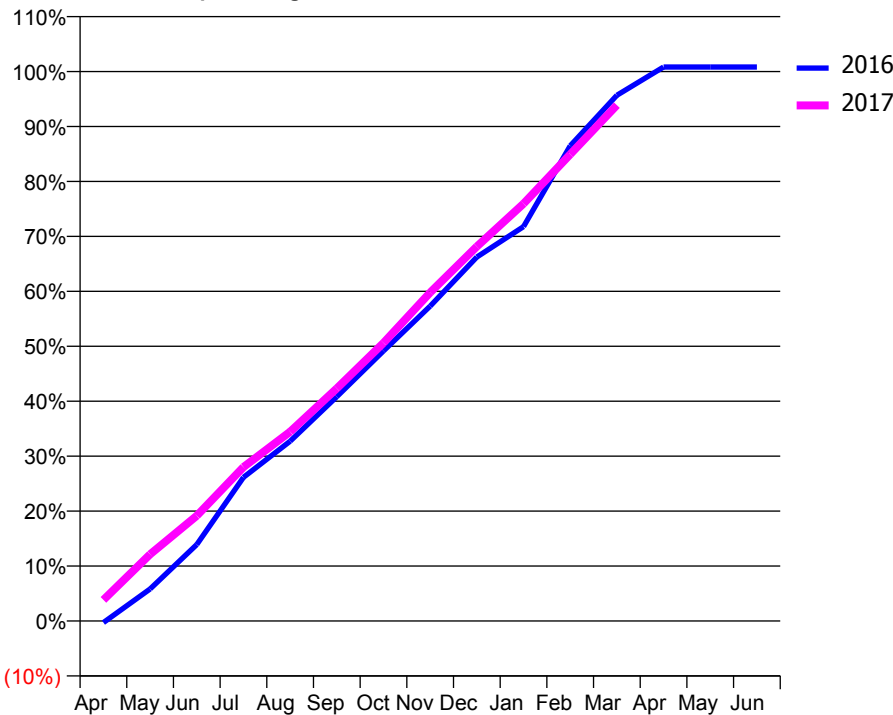
ACCESS*

Patients seen in 24 months	Total	Change since previous quarter
Quarter ending March 2016	12,200	
Quarter ending June 2016	12,131	→
Quarter ending September 2016	12,151	→
Quarter ending December 2016	12,152	→
Quarter ending March 2017	12,259	→
Variance since March 2016	0.5%	→



ACTIVITY

Cumulative percentage of contracted UDA delivered 2016 & 2017



Month	Adjusted Scheduled Activity (UDA)	
	2016	2017
April	-118	1,545
May	2,343	4,876
June	5,587	7,687
July	10,493	11,245
August	13,135	13,821
September	16,387	16,989
October	19,722	20,306
November	22,994	23,986
December	26,580	27,347
January	28,801	30,471
February	34,698	34,080
March	38,390	37,673
April	40,458	
May	40,453	
June	40,454	

QUALITY

	Quantity	Base Number	Contract	AT	Region	England
% of FP17s for the same patient ID Re-attending within 3 months - Children	214	3,843	5.6%	11.5%	13.3%	12.3%
% of FP17s for the same patient ID Re-attending within 3 months - Adults	1,515	12,869	11.8%	15.6%	17.3%	16.7%
% of FP17s for the same patient ID Re-attending between 3 & 9 months - Children	2,039	3,843	53.1%	57.3%	58.9%	57.6%
% of FP17s for the same patient ID Re-attending between 3 & 9 months - Adults	7,208	12,869	56.0%	52.0%	52.2%	50.1%
% of FP17s for Band 1 Urgent Courses	867	15,912	5.4%	8.2%	9.2%	9.1%
% of FP17s Relating to Free Repair or Replacements	283	15,912	1.8%	1.2%	1.0%	0.8%
% of FP17s Relating to Continuations	197	15,912	1.2%	1.6%	1.4%	1.2%
% of Patients satisfied with the dentistry they have received	24	26	92.3%	93.3%	93.1%	92.8%
% of Patients satisfied with the time they had to wait for an appointment	23	26	88.5%	90.4%	89.5%	88.7%

* This is based on patients treated on this contract for their most recent course of treatment. Figures in italics indicate the base number of FP17s or Patient Questionnaire responses are less than 100. N/A is shown where the base number of responses is less than 10 during the period. % is calculated as Quantity/Base number*100

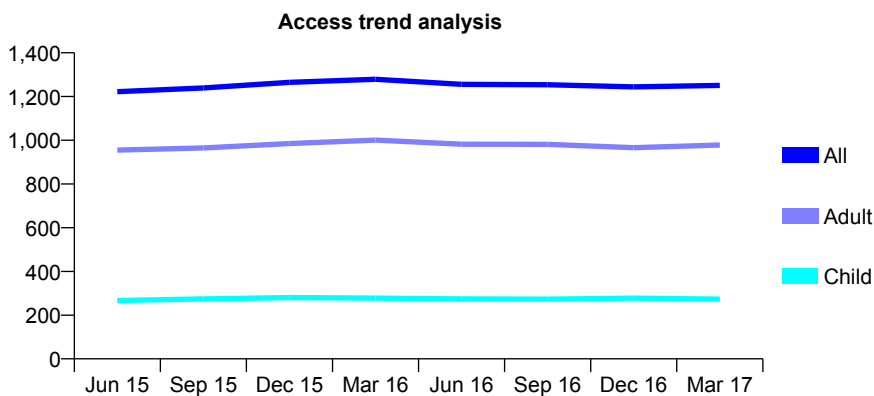
Q49 - Vital Signs At a Glance Contract Report for 575488/0001 - March 2017

Name or company name	MISS S DOWNS
Contract type name	GDS Contract
Purpose of contract	General
Contract start date	01/04/2006
Contract end date	

16/17 Contracted general activity (UDA)	3,941
Carry forward general activity (UDA)	0
16/17 Contracted orthodontic activity (UOA)	0
Carry forward orthodontic activity (UOA)	0
Baseline contract value	£84,538.98

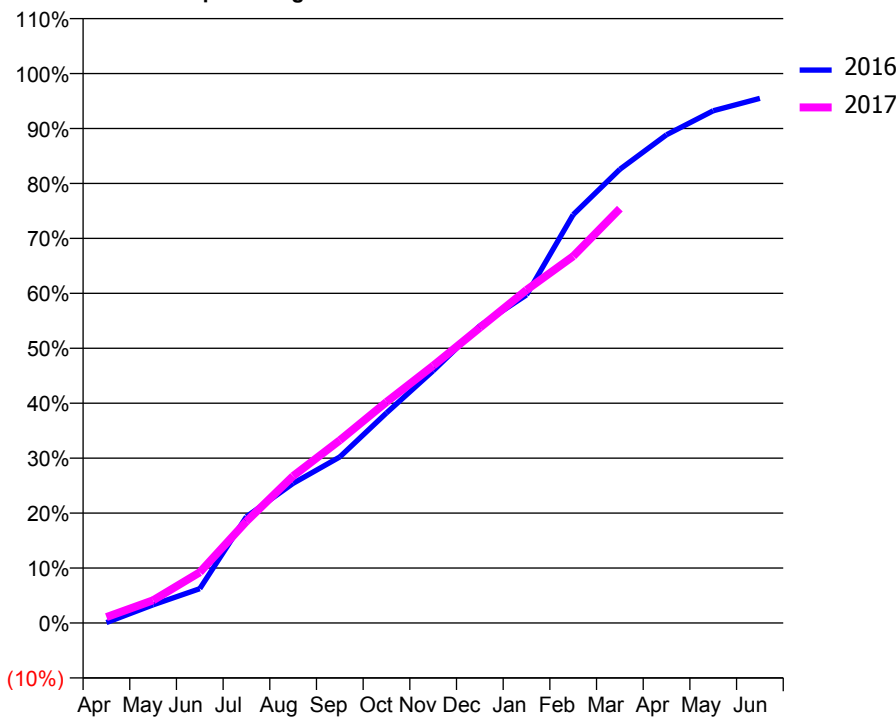
ACCESS*

Patients seen in 24 months	Total	Change since previous quarter
Quarter ending March 2016	1,279	
Quarter ending June 2016	1,256	↓
Quarter ending September 2016	1,254	→
Quarter ending December 2016	1,244	→
Quarter ending March 2017	1,251	→
Variance since March 2016	(2.2%)	↓



ACTIVITY

Cumulative percentage of contracted UDA delivered 2016 & 2017



Month	Adjusted Scheduled Activity (UDA)	
	2016	2017
April	3	42
May	130	163
June	247	364
July	763	729
August	1,002	1,054
September	1,191	1,310
October	1,507	1,586
November	1,809	1,845
December	2,131	2,118
January	2,354	2,388
February	2,929	2,630
March	3,254	2,972
April	3,501	
May	3,673	
June	3,763	

QUALITY

	Quantity	Base Number	Contract	AT	Region	England
% of FP17s for the same patient ID Re-attending within 3 months - Children	34	434	7.8%	11.5%	13.3%	12.3%
% of FP17s for the same patient ID Re-attending within 3 months - Adults	232	1,549	15.0%	15.6%	17.3%	16.7%
% of FP17s for the same patient ID Re-attending between 3 & 9 months - Children	279	434	64.3%	57.3%	58.9%	57.6%
% of FP17s for the same patient ID Re-attending between 3 & 9 months - Adults	971	1,549	62.7%	52.0%	52.2%	50.1%
% of FP17s for Band 1 Urgent Courses	43	1,746	2.5%	8.2%	9.2%	9.1%
% of FP17s Relating to Free Repair or Replacements	11	1,746	0.6%	1.2%	1.0%	0.8%
% of FP17s Relating to Continuations	31	1,746	1.8%	1.6%	1.4%	1.2%
% of Patients satisfied with the dentistry they have received	1	1	N/A	93.3%	93.1%	92.8%
% of Patients satisfied with the time they had to wait for an appointment	1	1	N/A	90.4%	89.5%	88.7%

* This is based on patients treated on this contract for their most recent course of treatment. Figures in italics indicate the base number of FP17s or Patient Questionnaire responses are less than 100. N/A is shown where the base number of responses is less than 10 during the period. % is calculated as Quantity/Base number*100

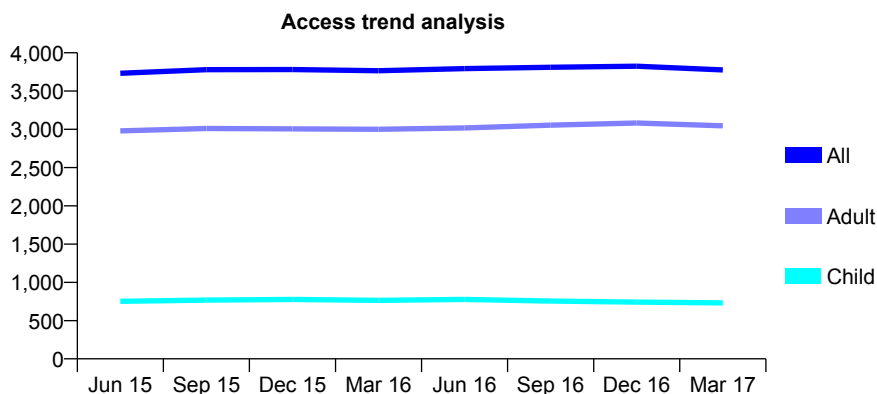
Q49 - Vital Signs At a Glance Contract Report for 578940/0001 - March 2017

Name or company name	MR CJ BELFIELD
Contract type name	GDS Contract
Purpose of contract	General
Contract start date	01/04/2006
Contract end date	

16/17 Contracted general activity (UDA)	9,942
Carry forward general activity (UDA)	211
16/17 Contracted orthodontic activity (UOA)	0
Carry forward orthodontic activity (UOA)	0
Baseline contract value	£254,069.91

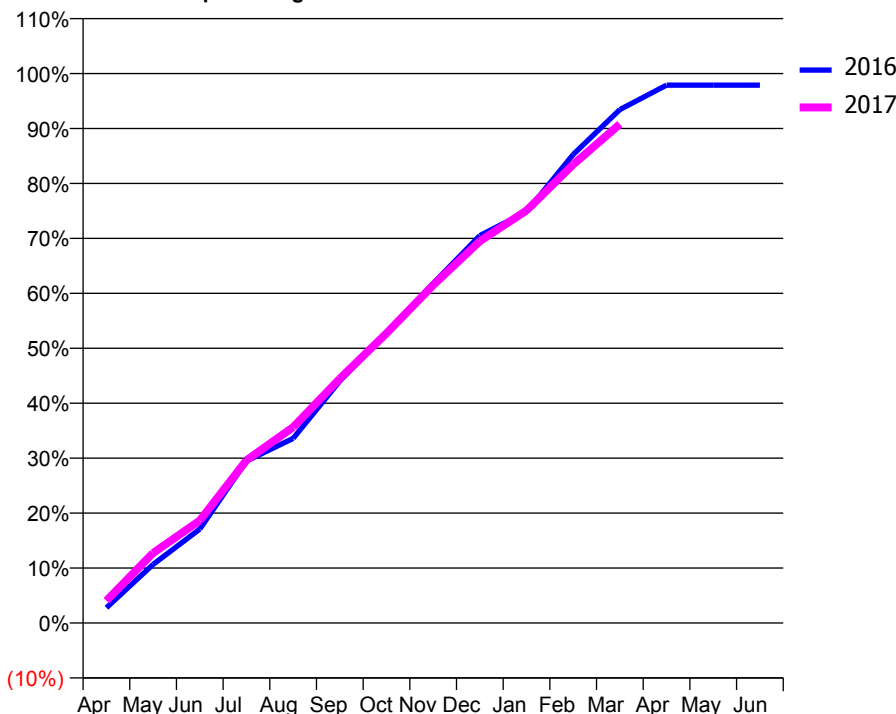
ACCESS*

Patients seen in 24 months	Total	Change since previous quarter
Quarter ending March 2016	3,765	
Quarter ending June 2016	3,794	→
Quarter ending September 2016	3,811	→
Quarter ending December 2016	3,824	→
Quarter ending March 2017	3,776	↓
Variance since March 2016	0.3%	→



ACTIVITY

Cumulative percentage of contracted UDA delivered 2016 & 2017



Month	Adjusted Scheduled Activity (UDA)	
	2016	2017
April	276	404
May	1,061	1,269
June	1,699	1,855
July	2,929	2,944
August	3,341	3,542
September	4,378	4,422
October	5,243	5,242
November	6,144	6,113
December	7,009	6,909
January	7,442	7,464
February	8,477	8,295
March	9,291	9,026
April	9,731	
May	9,731	
June	9,731	

QUALITY

	Quantity	Base Number	Contract	AT	Region	England
% of FP17s for the same patient ID Re-attending within 3 months - Children	85	1,153	7.4%	11.5%	13.3%	12.3%
% of FP17s for the same patient ID Re-attending within 3 months - Adults	509	4,646	11.0%	15.6%	17.3%	16.7%
% of FP17s for the same patient ID Re-attending between 3 & 9 months - Children	709	1,153	61.5%	57.3%	58.9%	57.6%
% of FP17s for the same patient ID Re-attending between 3 & 9 months - Adults	3,065	4,646	66.0%	52.0%	52.2%	50.1%
% of FP17s for Band 1 Urgent Courses	327	5,548	5.9%	8.2%	9.2%	9.1%
% of FP17s Relating to Free Repair or Replacements	33	5,548	0.6%	1.2%	1.0%	0.8%
% of FP17s Relating to Continuations	12	5,548	0.2%	1.6%	1.4%	1.2%
% of Patients satisfied with the dentistry they have received	6	6	N/A	93.3%	93.1%	92.8%
% of Patients satisfied with the time they had to wait for an appointment	6	6	N/A	90.4%	89.5%	88.7%

* This is based on patients treated on this contract for their most recent course of treatment. Figures in italics indicate the base number of FP17s or Patient Questionnaire responses are less than 100. N/A is shown where the base number of responses is less than 10 during the period. % is calculated as Quantity/Base number*100

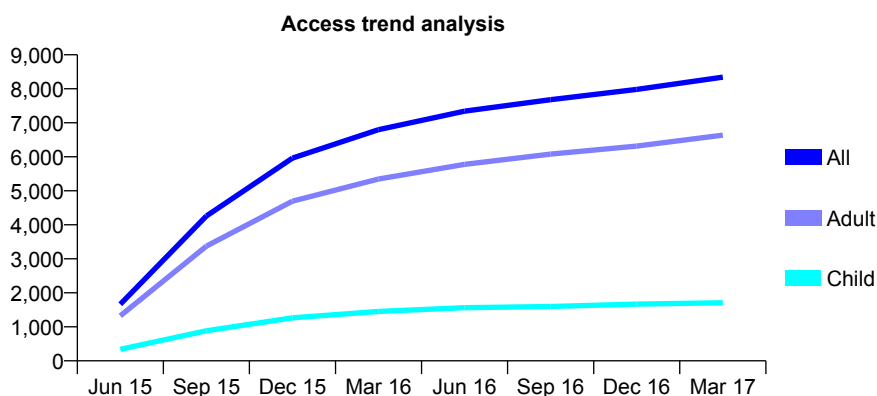
Q49 - Vital Signs At a Glance Contract Report for 601365/0001 - March 2017

Name or company name	MRS JA OWEN
Contract type name	GDS Contract
Purpose of contract	General
Contract start date	01/05/2015
Contract end date	

16/17 Contracted general activity (UDA)	23,296
Carry forward general activity (UDA)	-501
16/17 Contracted orthodontic activity (UOA)	0
Carry forward orthodontic activity (UOA)	0
Baseline contract value	£661,270.40

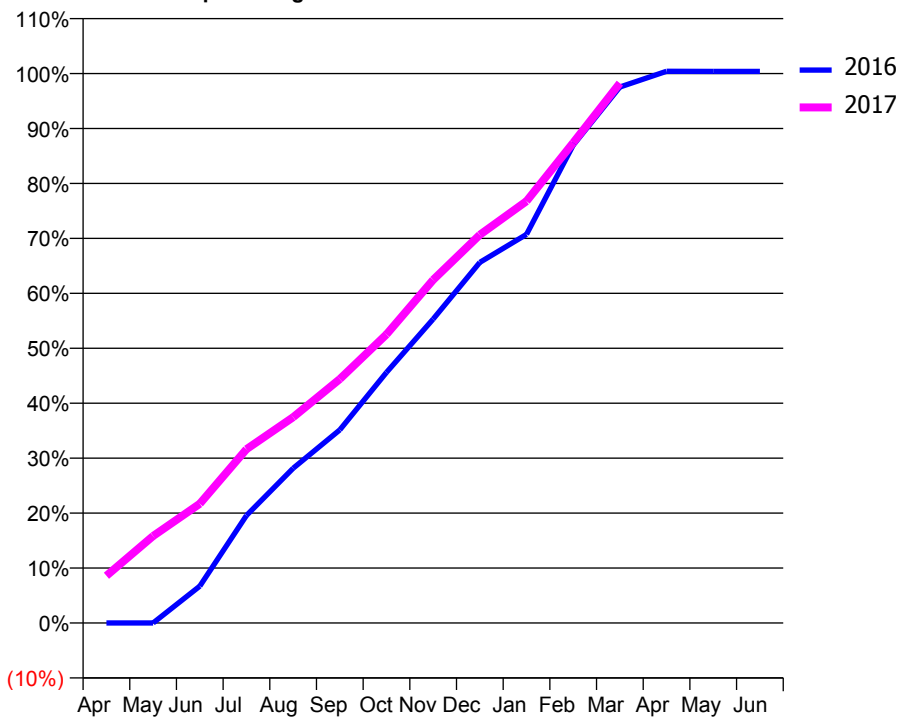
ACCESS*

Patients seen in 24 months	Total	Change since previous quarter
Quarter ending March 2016	6,799	
Quarter ending June 2016	7,342	↑
Quarter ending September 2016	7,679	↑
Quarter ending December 2016	7,984	↑
Quarter ending March 2017	8,345	↑
Variance since March 2016	22.7%	↑



ACTIVITY

Cumulative percentage of contracted UDA delivered 2016 & 2017



Month	Adjusted Scheduled Activity (UDA)	
	2016	2017
April	0	2,003
May	0	3,691
June	1,434	5,055
July	4,179	7,369
August	6,016	8,725
September	7,504	10,345
October	9,740	12,238
November	11,811	14,546
December	14,017	16,459
January	15,103	17,886
February	18,571	20,361
March	20,829	22,889
April	21,441	
May	21,438	
June	21,437	

QUALITY

	Quantity	Base Number	Contract	AT	Region	England
% of FP17s for the same patient ID Re-attending within 3 months - Children	127	2,364	5.4%	11.5%	13.3%	12.3%
% of FP17s for the same patient ID Re-attending within 3 months - Adults	1,158	9,361	12.4%	15.6%	17.3%	16.7%
% of FP17s for the same patient ID Re-attending between 3 & 9 months - Children	1,396	2,364	59.1%	57.3%	58.9%	57.6%
% of FP17s for the same patient ID Re-attending between 3 & 9 months - Adults	5,670	9,361	60.6%	52.0%	52.2%	50.1%
% of FP17s for Band 1 Urgent Courses	78	10,857	0.7%	8.2%	9.2%	9.1%
% of FP17s Relating to Free Repair or Replacements	310	10,857	2.9%	1.2%	1.0%	0.8%
% of FP17s Relating to Continuations	132	10,857	1.2%	1.6%	1.4%	1.2%
% of Patients satisfied with the dentistry they have received	12	13	92.3%	93.3%	93.1%	92.8%
% of Patients satisfied with the time they had to wait for an appointment	11	13	84.6%	90.4%	89.5%	88.7%

* This is based on patients treated on this contract for their most recent course of treatment. Figures in italics indicate the base number of FP17s or Patient Questionnaire responses are less than 100. N/A is shown where the base number of responses is less than 10 during the period. % is calculated as Quantity/Base number*100

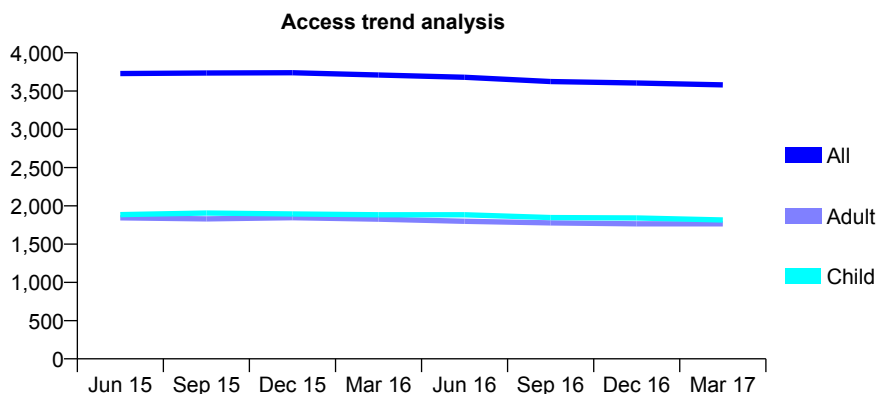
Q49 - Vital Signs At a Glance Contract Report for 622605/0001 - March 2017

Name or company name	MR RA GRANT
Contract type name	GDS Contract
Purpose of contract	General
Contract start date	01/04/2006
Contract end date	

16/17 Contracted general activity (UDA)	11,293
Carry forward general activity (UDA)	0
16/17 Contracted orthodontic activity (UOA)	0
Carry forward orthodontic activity (UOA)	0
Baseline contract value	£291,005.07

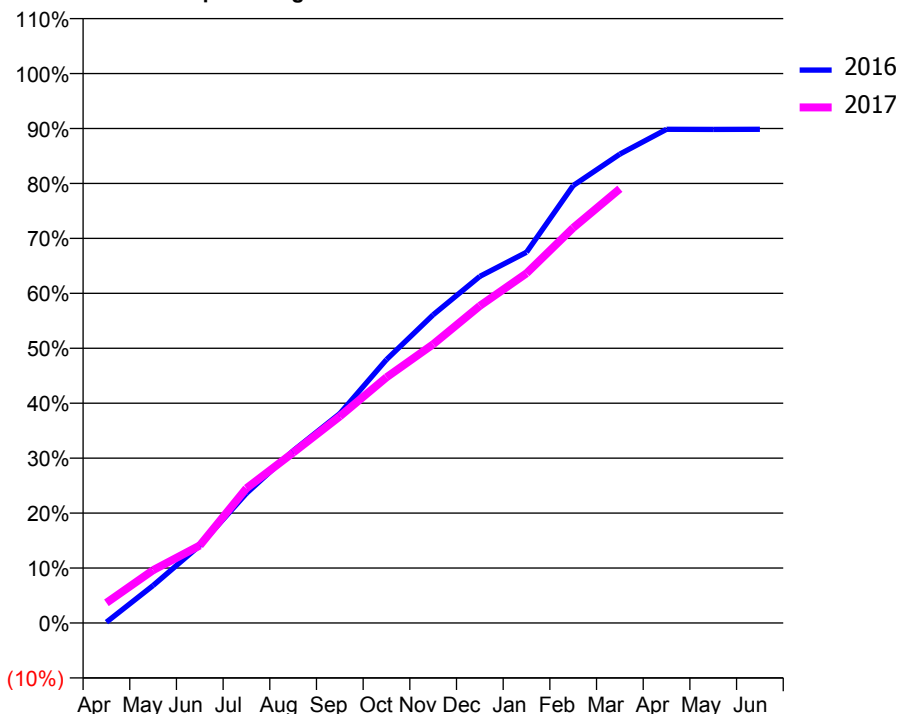
ACCESS*

Patients seen in 24 months	Total	Change since previous quarter
Quarter ending March 2016	3,709	
Quarter ending June 2016	3,681	→
Quarter ending September 2016	3,624	↓
Quarter ending December 2016	3,605	→
Quarter ending March 2017	3,580	→
Variance since March 2016	(3.5%)	↓



ACTIVITY

Cumulative percentage of contracted UDA delivered 2016 & 2017



Month	Adjusted Scheduled Activity (UDA)	
	2016	2017
April	17	415
May	771	1,086
June	1,594	1,592
July	2,665	2,770
August	3,539	3,502
September	4,305	4,247
October	5,414	5,050
November	6,336	5,729
December	7,125	6,519
January	7,620	7,188
February	8,991	8,121
March	9,636	8,924
April	10,147	
May	10,143	
June	10,146	

QUALITY

	Quantity	Base Number	Contract	AT	Region	England
% of FP17s for the same patient ID Re-attending within 3 months - Children	145	2,618	5.5%	11.5%	13.3%	12.3%
% of FP17s for the same patient ID Re-attending within 3 months - Adults	355	2,104	16.9%	15.6%	17.3%	16.7%
% of FP17s for the same patient ID Re-attending between 3 & 9 months - Children	1,401	2,618	53.5%	57.3%	58.9%	57.6%
% of FP17s for the same patient ID Re-attending between 3 & 9 months - Adults	1,051	2,104	50.0%	52.0%	52.2%	50.1%
% of FP17s for Band 1 Urgent Courses	305	4,304	7.1%	8.2%	9.2%	9.1%
% of FP17s Relating to Free Repair or Replacements	0	4,304	0.0%	1.2%	1.0%	0.8%
% of FP17s Relating to Continuations	0	4,304	0.0%	1.6%	1.4%	1.2%
% of Patients satisfied with the dentistry they have received	7	7	N/A	93.3%	93.1%	92.8%
% of Patients satisfied with the time they had to wait for an appointment	5	7	N/A	90.4%	89.5%	88.7%

* This is based on patients treated on this contract for their most recent course of treatment. Figures in italics indicate the base number of FP17s or Patient Questionnaire responses are less than 100. N/A is shown where the base number of responses is less than 10 during the period. % is calculated as Quantity/Base number*100

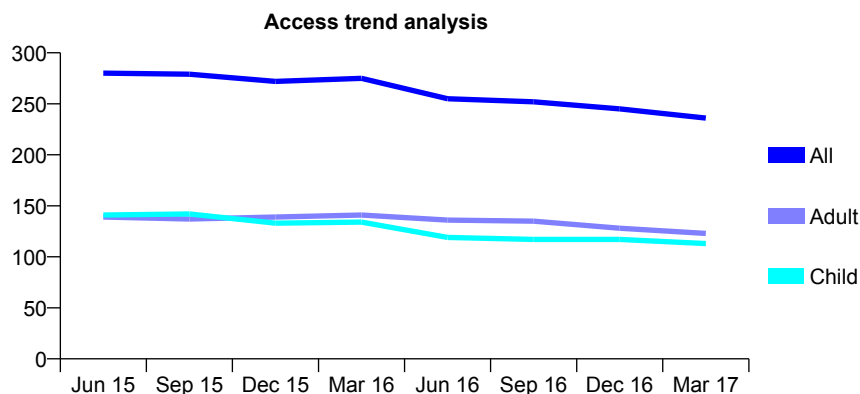
Q49 - Vital Signs At a Glance Contract Report for 622605/0002 - March 2017

Name or company name	MR RA GRANT
Contract type name	GDS Contract
Purpose of contract	General
Contract start date	01/04/2006
Contract end date	

16/17 Contracted general activity (UDA)	813
Carry forward general activity (UDA)	39
16/17 Contracted orthodontic activity (UOA)	0
Carry forward orthodontic activity (UOA)	0
Baseline contract value	£19,901.73

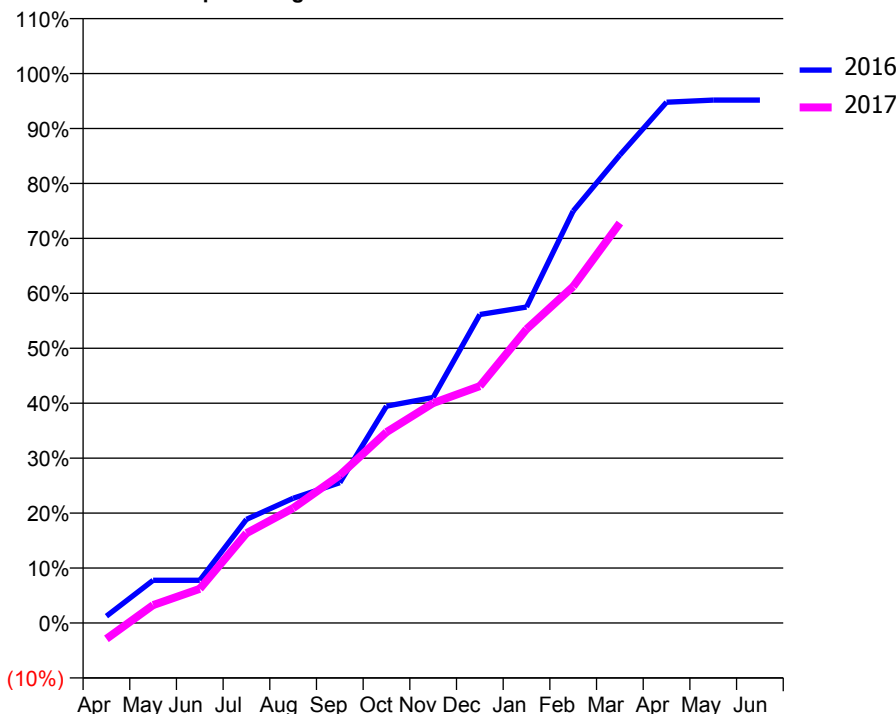
ACCESS*

Patients seen in 24 months	Total	Change since previous quarter
Quarter ending March 2016	275	
Quarter ending June 2016	255	↓
Quarter ending September 2016	252	↓
Quarter ending December 2016	245	↓
Quarter ending March 2017	236	↓
Variance since March 2016	(14.2%)	↓



ACTIVITY

Cumulative percentage of contracted UDA delivered 2016 & 2017



Adjusted Scheduled Activity (UDA)

Month	2016	2017
April	10	-24
May	63	27
June	63	51
July	153	133
August	185	170
September	208	219
October	321	282
November	334	325
December	456	350
January	467	435
February	610	498
March	692	592
April	771	
May	774	
June	774	

QUALITY

	Quantity	Base Number	Contract	AT	Region	England
% of FP17s for the same patient ID Re-attending within 3 months - Children	8	152	5.3%	11.5%	13.3%	12.3%
% of FP17s for the same patient ID Re-attending within 3 months - Adults	23	149	15.4%	15.6%	17.3%	16.7%
% of FP17s for the same patient ID Re-attending between 3 & 9 months - Children	77	152	50.7%	57.3%	58.9%	57.6%
% of FP17s for the same patient ID Re-attending between 3 & 9 months - Adults	72	149	48.3%	52.0%	52.2%	50.1%
% of FP17s for Band 1 Urgent Courses	14	282	5.0%	8.2%	9.2%	9.1%
% of FP17s Relating to Free Repair or Replacements	0	282	0.0%	1.2%	1.0%	0.8%
% of FP17s Relating to Continuations	0	282	0.0%	1.6%	1.4%	1.2%
% of Patients satisfied with the dentistry they have received	0	0	N/A	93.3%	93.1%	92.8%
% of Patients satisfied with the time they had to wait for an appointment	0	0	N/A	90.4%	89.5%	88.7%

* This is based on patients treated on this contract for their most recent course of treatment. Figures in italics indicate the base number of FP17s or Patient Questionnaire responses are less than 100. N/A is shown where the base number of responses is less than 10 during the period. % is calculated as Quantity/Base number*100

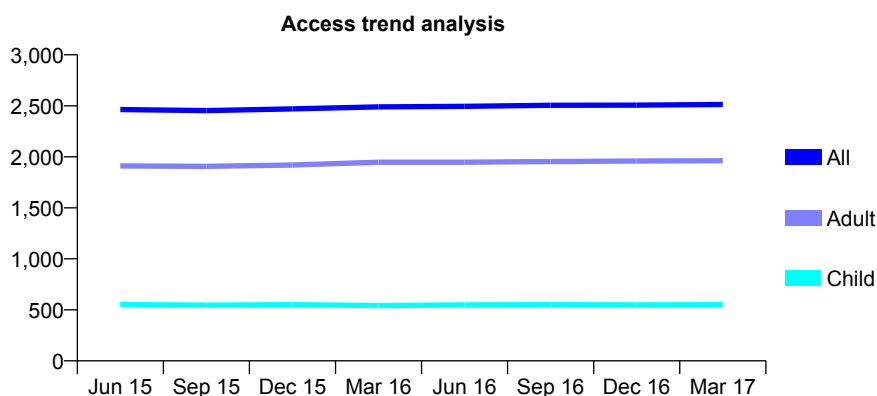
Q49 - Vital Signs At a Glance Contract Report for 631434/0001 - March 2017

Name or company name	MR JM ATKINSON
Contract type name	GDS Contract
Purpose of contract	General
Contract start date	01/04/2006
Contract end date	

16/17 Contracted general activity (UDA)	8,350
Carry forward general activity (UDA)	93
16/17 Contracted orthodontic activity (UOA)	0
Carry forward orthodontic activity (UOA)	0
Baseline contract value	£191,469.23

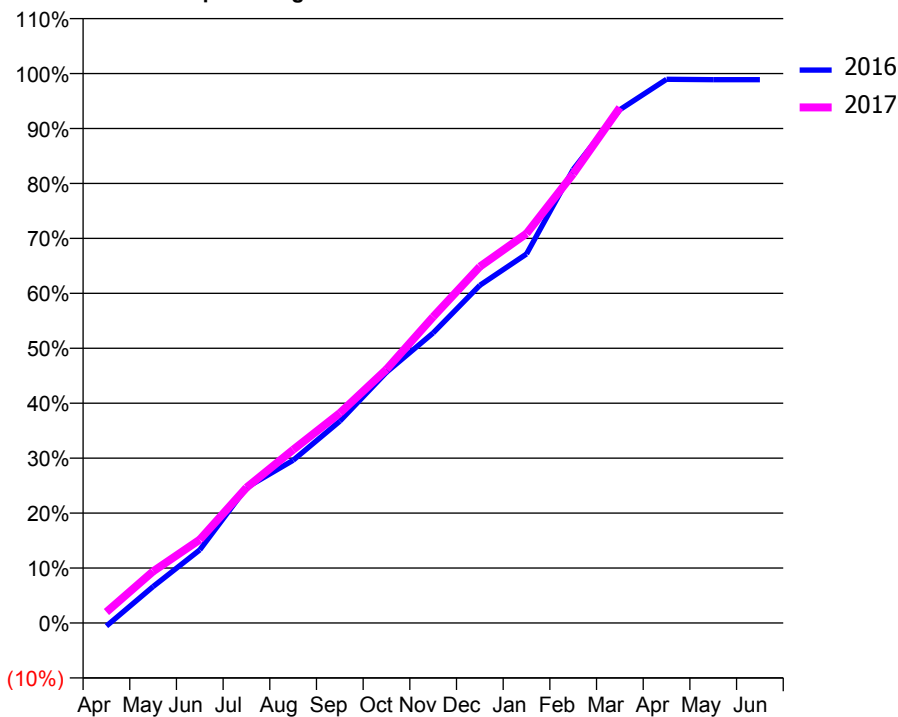
ACCESS*

Patients seen in 24 months	Total	Change since previous quarter
Quarter ending March 2016	2,489	
Quarter ending June 2016	2,495	→
Quarter ending September 2016	2,505	→
Quarter ending December 2016	2,507	→
Quarter ending March 2017	2,513	→
Variance since March 2016	1.0%	→



ACTIVITY

Cumulative percentage of contracted UDA delivered 2016 & 2017



Month	Adjusted Scheduled Activity (UDA)	
	2016	2017
April	-47	167
May	555	784
June	1,112	1,268
July	2,057	2,058
August	2,474	2,633
September	3,067	3,190
October	3,811	3,854
November	4,407	4,653
December	5,132	5,415
January	5,608	5,918
February	6,892	6,825
March	7,800	7,833
April	8,263	
May	8,257	
June	8,257	

QUALITY

	Quantity	Base Number	Contract	AT	Region	England
% of FP17s for the same patient ID Re-attending within 3 months - Children	38	899	4.2%	11.5%	13.3%	12.3%
% of FP17s for the same patient ID Re-attending within 3 months - Adults	574	3,143	18.3%	15.6%	17.3%	16.7%
% of FP17s for the same patient ID Re-attending between 3 & 9 months - Children	579	899	64.4%	57.3%	58.9%	57.6%
% of FP17s for the same patient ID Re-attending between 3 & 9 months - Adults	1,819	3,143	57.9%	52.0%	52.2%	50.1%
% of FP17s for Band 1 Urgent Courses	113	3,861	2.9%	8.2%	9.2%	9.1%
% of FP17s Relating to Free Repair or Replacements	118	3,861	3.1%	1.2%	1.0%	0.8%
% of FP17s Relating to Continuations	39	3,861	1.0%	1.6%	1.4%	1.2%
% of Patients satisfied with the dentistry they have received	6	6	N/A	93.3%	93.1%	92.8%
% of Patients satisfied with the time they had to wait for an appointment	6	6	N/A	90.4%	89.5%	88.7%

* This is based on patients treated on this contract for their most recent course of treatment. Figures in italics indicate the base number of FP17s or Patient Questionnaire responses are less than 100. N/A is shown where the base number of responses is less than 10 during the period. % is calculated as Quantity/Base number*100

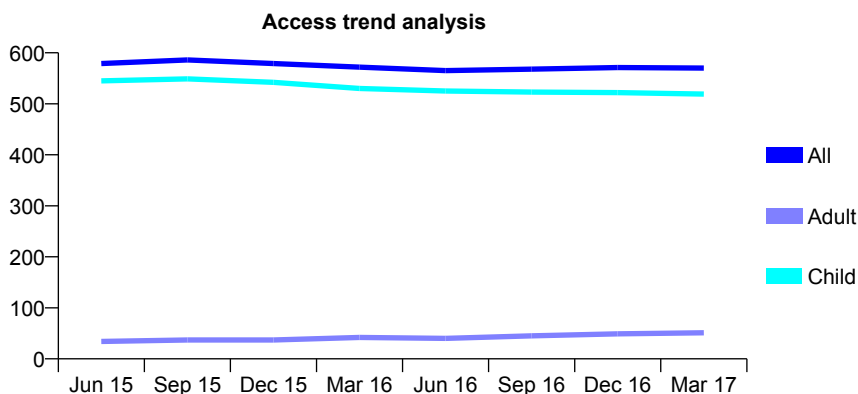
Q49 - Vital Signs At a Glance Contract Report for 635081/0001 - March 2017

Name or company name	MR WA TAYLOR
Contract type name	GDS Contract
Purpose of contract	General and Orthodontic
Contract start date	01/04/2006
Contract end date	

16/17 Contracted general activity (UDA)	1,400
Carry forward general activity (UDA)	19
16/17 Contracted orthodontic activity (UOA)	0
Carry forward orthodontic activity (UOA)	0
Baseline contract value	£33,100.95

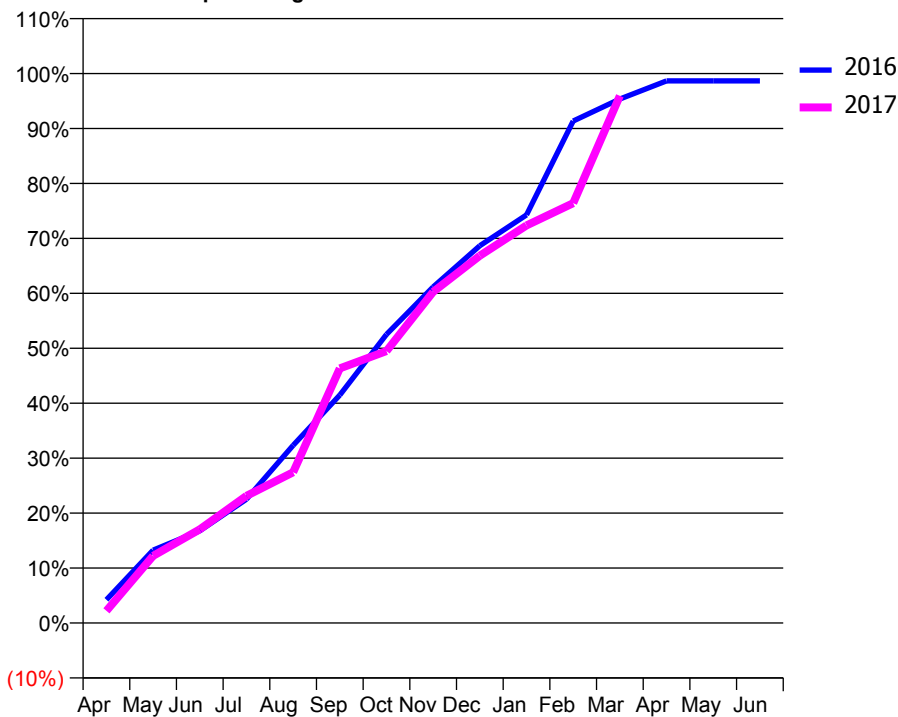
ACCESS*

Patients seen in 24 months	Total	Change since previous quarter
Quarter ending March 2016	572	
Quarter ending June 2016	565	↓
Quarter ending September 2016	568	→
Quarter ending December 2016	571	→
Quarter ending March 2017	570	→
Variance since March 2016	(0.3%)	→



ACTIVITY

Cumulative percentage of contracted UDA delivered 2016 & 2017



Adjusted Scheduled Activity (UDA)

Month	2016	2017
April	59	31
May	186	171
June	235	239
July	315	324
August	453	384
September	581	649
October	735	693
November	856	844
December	961	936
January	1,040	1,013
February	1,279	1,070
March	1,335	1,343
April	1,381	
May	1,381	
June	1,381	

QUALITY

	Quantity	Base Number	Contract	AT	Region	England
% of FP17s for the same patient ID Re-attending within 3 months - Children	83	1,008	8.2%	11.5%	13.3%	12.3%
% of FP17s for the same patient ID Re-attending within 3 months - Adults	0	0	N/A	15.6%	17.3%	16.7%
% of FP17s for the same patient ID Re-attending between 3 & 9 months - Children	770	1,008	76.4%	57.3%	58.9%	57.6%
% of FP17s for the same patient ID Re-attending between 3 & 9 months - Adults	0	0	N/A	52.0%	52.2%	50.1%
% of FP17s for Band 1 Urgent Courses	61	974	6.3%	8.2%	9.2%	9.1%
% of FP17s Relating to Free Repair or Replacements	0	974	0.0%	1.2%	1.0%	0.8%
% of FP17s Relating to Continuations	4	974	0.4%	1.6%	1.4%	1.2%
% of Patients satisfied with the dentistry they have received	0	0	N/A	93.3%	93.1%	92.8%
% of Patients satisfied with the time they had to wait for an appointment	0	0	N/A	90.4%	89.5%	88.7%

* This is based on patients treated on this contract for their most recent course of treatment. Figures in italics indicate the base number of FP17s or Patient Questionnaire responses are less than 100. N/A is shown where the base number of responses is less than 10 during the period. % is calculated as Quantity/Base number*100

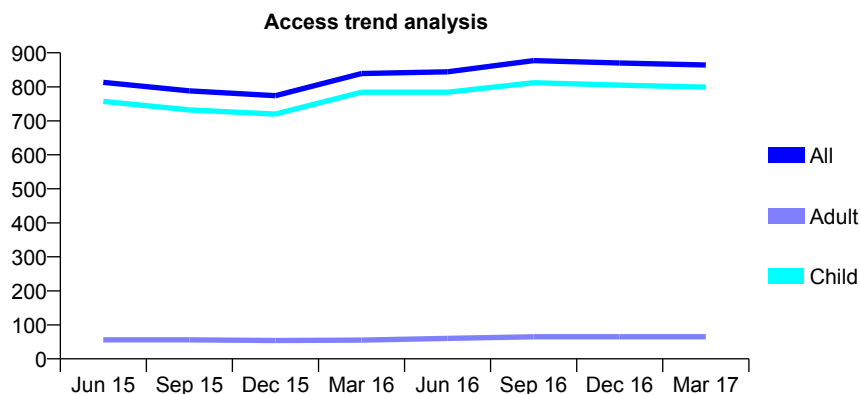
Q49 - Vital Signs At a Glance Contract Report for 636029/0001 - March 2017

Name or company name	MRS JM STEVENSON
Contract type name	GDS Contract
Purpose of contract	General and Orthodontic
Contract start date	01/04/2006
Contract end date	

16/17 Contracted general activity (UDA)	1,515
Carry forward general activity (UDA)	17
16/17 Contracted orthodontic activity (UOA)	0
Carry forward orthodontic activity (UOA)	0
Baseline contract value	£36,174.86

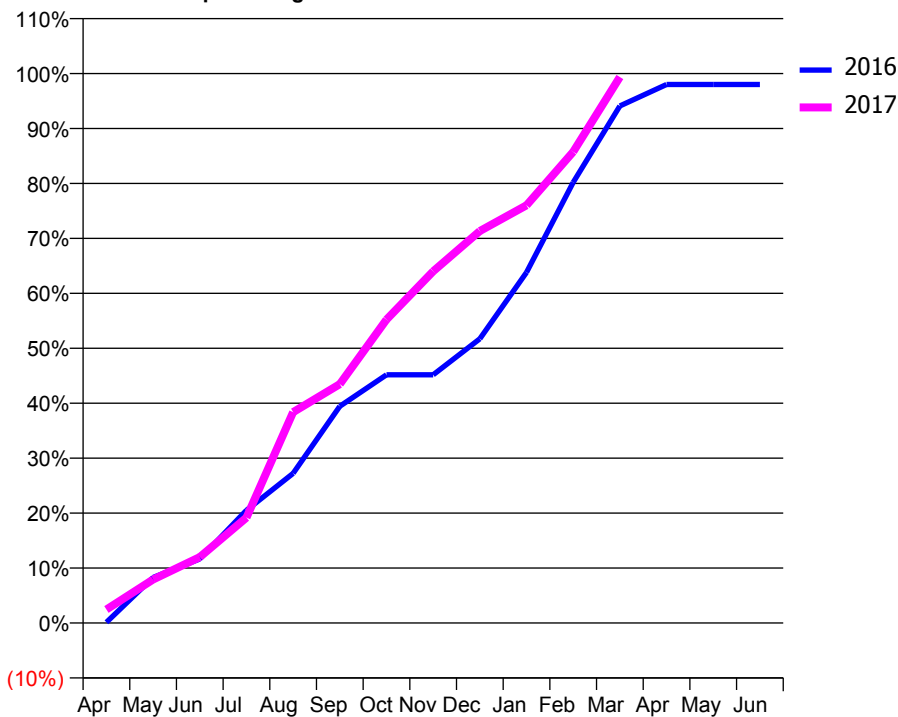
ACCESS*

Patients seen in 24 months	Total	Change since previous quarter
Quarter ending March 2016	839	
Quarter ending June 2016	844	→
Quarter ending September 2016	877	↑
Quarter ending December 2016	870	→
Quarter ending March 2017	864	→
Variance since March 2016	3.0%	↑



ACTIVITY

Cumulative percentage of contracted UDA delivered 2016 & 2017



Month	Adjusted Scheduled Activity (UDA)	
	2016	2017
April	2	37
May	125	120
June	177	182
July	311	291
August	413	582
September	598	659
October	684	836
November	684	970
December	784	1,081
January	967	1,152
February	1,215	1,299
March	1,425	1,505
April	1,485	
May	1,485	
June	1,485	

QUALITY

	Quantity	Base Number	Contract	AT	Region	England
% of FP17s for the same patient ID Re-attending within 3 months - Children	90	1,070	8.4%	11.5%	13.3%	12.3%
% of FP17s for the same patient ID Re-attending within 3 months - Adults	0	0	N/A	15.6%	17.3%	16.7%
% of FP17s for the same patient ID Re-attending between 3 & 9 months - Children	431	1,070	40.3%	57.3%	58.9%	57.6%
% of FP17s for the same patient ID Re-attending between 3 & 9 months - Adults	0	0	N/A	52.0%	52.2%	50.1%
% of FP17s for Band 1 Urgent Courses	67	998	6.7%	8.2%	9.2%	9.1%
% of FP17s Relating to Free Repair or Replacements	0	998	0.0%	1.2%	1.0%	0.8%
% of FP17s Relating to Continuations	10	998	1.0%	1.6%	1.4%	1.2%
% of Patients satisfied with the dentistry they have received	0	0	N/A	93.3%	93.1%	92.8%
% of Patients satisfied with the time they had to wait for an appointment	0	0	N/A	90.4%	89.5%	88.7%

* This is based on patients treated on this contract for their most recent course of treatment. Figures in italics indicate the base number of FP17s or Patient Questionnaire responses are less than 100. N/A is shown where the base number of responses is less than 10 during the period. % is calculated as Quantity/Base number*100

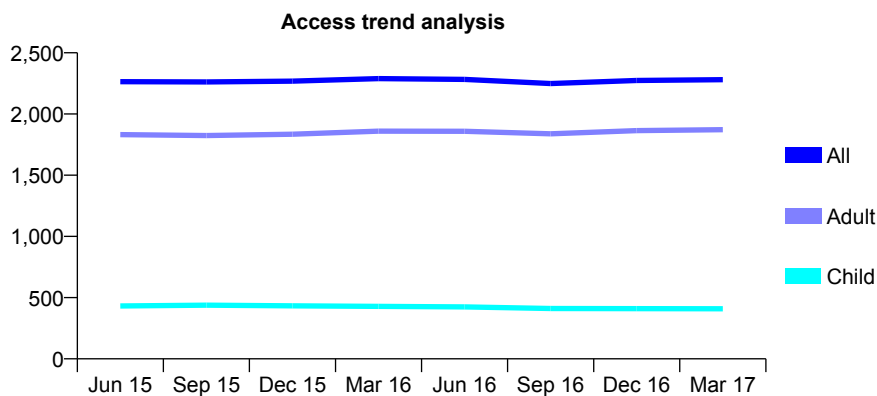
Q49 - Vital Signs At a Glance Contract Report for 636746/0001 - March 2017

Name or company name	MR B DONOGHUE
Contract type name	GDS Contract
Purpose of contract	General
Contract start date	01/04/2006
Contract end date	

16/17 Contracted general activity (UDA)	8,699
Carry forward general activity (UDA)	-177
16/17 Contracted orthodontic activity (UOA)	0
Carry forward orthodontic activity (UOA)	0
Baseline contract value	£229,810.17

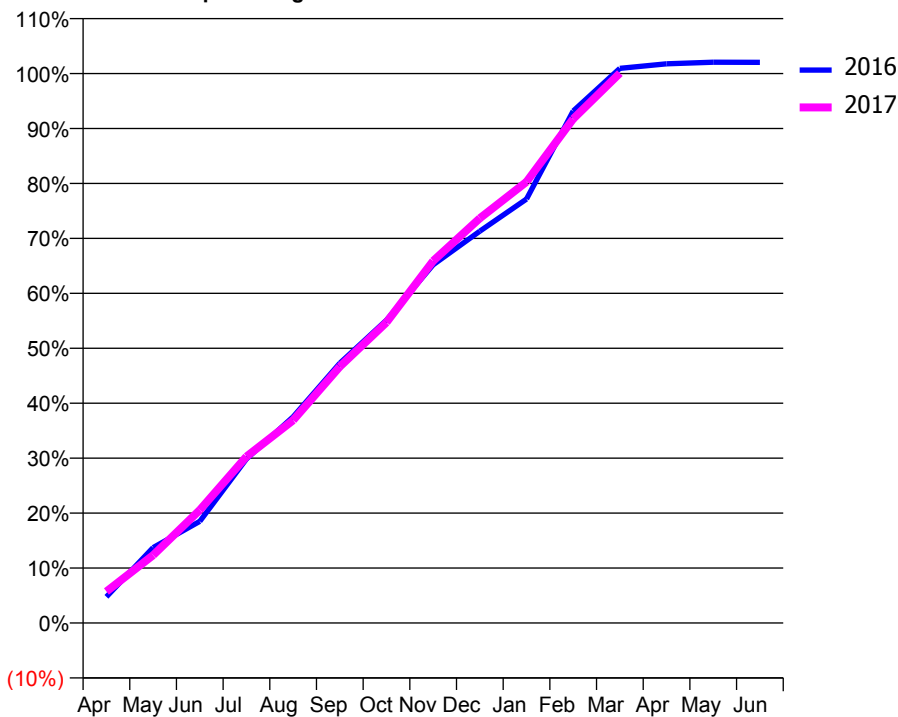
ACCESS*

Patients seen in 24 months	Total	Change since previous quarter
Quarter ending March 2016	2,289	
Quarter ending June 2016	2,283	→
Quarter ending September 2016	2,249	↓
Quarter ending December 2016	2,274	→
Quarter ending March 2017	2,281	→
Variance since March 2016	(0.3%)	→



ACTIVITY

Cumulative percentage of contracted UDA delivered 2016 & 2017



Month	Adjusted Scheduled Activity (UDA)	
	2016	2017
April	416	498
May	1,193	1,074
June	1,610	1,789
July	2,597	2,637
August	3,264	3,209
September	4,113	4,058
October	4,794	4,760
November	5,670	5,731
December	6,204	6,408
January	6,712	6,983
February	8,105	7,980
March	8,780	8,705
April	8,852	
May	8,878	
June	8,876	

QUALITY

	Quantity	Base Number	Contract	AT	Region	England
% of FP17s for the same patient ID Re-attending within 3 months - Children	41	612	6.7%	11.5%	13.3%	12.3%
% of FP17s for the same patient ID Re-attending within 3 months - Adults	303	2,708	11.2%	15.6%	17.3%	16.7%
% of FP17s for the same patient ID Re-attending between 3 & 9 months - Children	408	612	66.7%	57.3%	58.9%	57.6%
% of FP17s for the same patient ID Re-attending between 3 & 9 months - Adults	1,688	2,708	62.3%	52.0%	52.2%	50.1%
% of FP17s for Band 1 Urgent Courses	127	3,278	3.9%	8.2%	9.2%	9.1%
% of FP17s Relating to Free Repair or Replacements	40	3,278	1.2%	1.2%	1.0%	0.8%
% of FP17s Relating to Continuations	72	3,278	2.2%	1.6%	1.4%	1.2%
% of Patients satisfied with the dentistry they have received	10	10	100.0%	93.3%	93.1%	92.8%
% of Patients satisfied with the time they had to wait for an appointment	9	10	90.0%	90.4%	89.5%	88.7%

* This is based on patients treated on this contract for their most recent course of treatment. Figures in italics indicate the base number of FP17s or Patient Questionnaire responses are less than 100. N/A is shown where the base number of responses is less than 10 during the period. % is calculated as Quantity/Base number*100

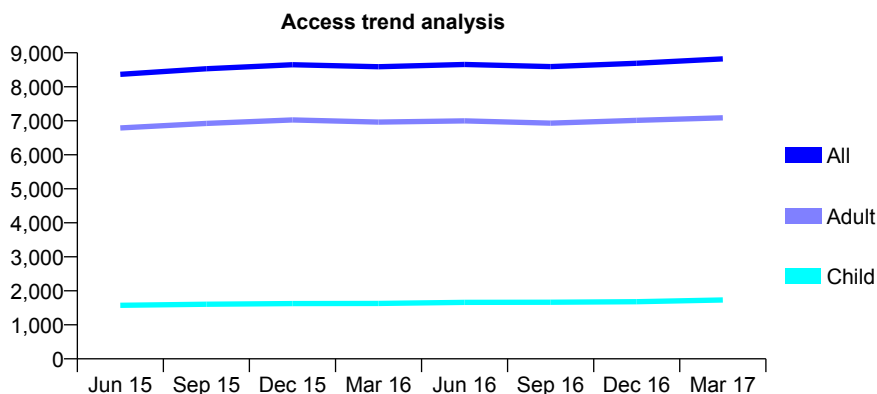
Q49 - Vital Signs At a Glance Contract Report for 636827/0001 - March 2017

Name or company name	MR OS DHANOYA
Contract type name	GDS Contract
Purpose of contract	General
Contract start date	01/04/2006
Contract end date	

16/17 Contracted general activity (UDA)	17,871
Carry forward general activity (UDA)	128
16/17 Contracted orthodontic activity (UOA)	0
Carry forward orthodontic activity (UOA)	0
Baseline contract value	£465,118.37

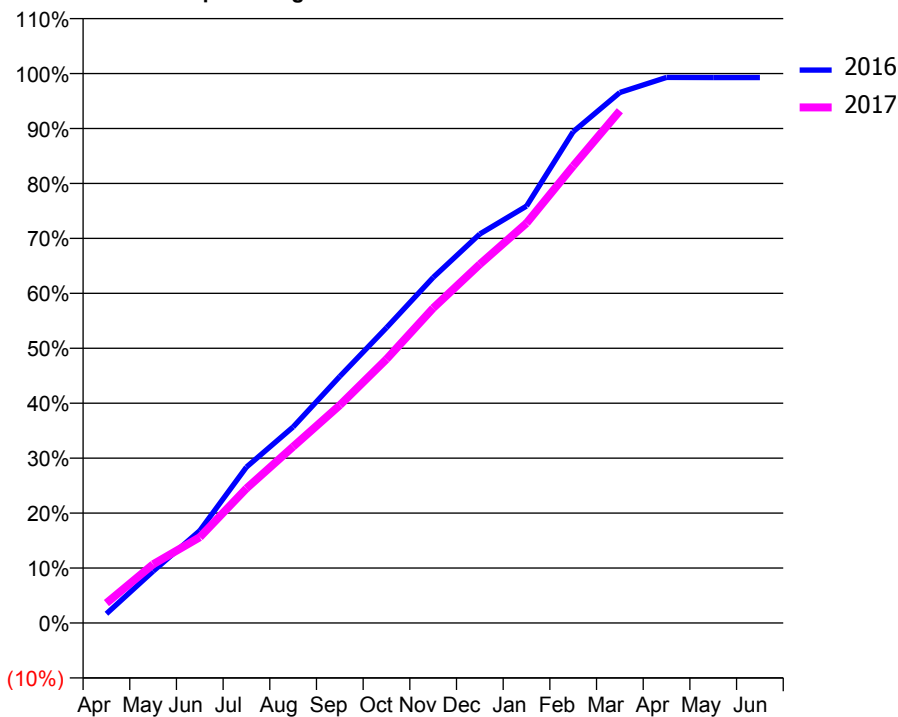
ACCESS*

Patients seen in 24 months	Total	Change since previous quarter
Quarter ending March 2016	8,591	
Quarter ending June 2016	8,656	→
Quarter ending September 2016	8,595	→
Quarter ending December 2016	8,691	→
Quarter ending March 2017	8,821	→
Variance since March 2016	2.7%	↑



ACTIVITY

Cumulative percentage of contracted UDA delivered 2016 & 2017



Month	Adjusted Scheduled Activity (UDA)	
	2016	2017
April	293	647
May	1,635	1,912
June	2,917	2,790
July	4,926	4,379
August	6,193	5,735
September	7,790	7,084
October	9,324	8,581
November	10,913	10,242
December	12,289	11,667
January	13,168	13,005
February	15,518	14,862
March	16,758	16,660
April	17,232	
May	17,226	
June	17,227	

QUALITY

	Quantity	Base Number	Contract	AT	Region	England
% of FP17s for the same patient ID Re-attending within 3 months - Children	120	2,403	5.0%	11.5%	13.3%	12.3%
% of FP17s for the same patient ID Re-attending within 3 months - Adults	987	8,707	11.3%	15.6%	17.3%	16.7%
% of FP17s for the same patient ID Re-attending between 3 & 9 months - Children	1,326	2,403	55.2%	57.3%	58.9%	57.6%
% of FP17s for the same patient ID Re-attending between 3 & 9 months - Adults	4,359	8,707	50.1%	52.0%	52.2%	50.1%
% of FP17s for Band 1 Urgent Courses	913	9,771	9.3%	8.2%	9.2%	9.1%
% of FP17s Relating to Free Repair or Replacements	49	9,771	0.5%	1.2%	1.0%	0.8%
% of FP17s Relating to Continuations	26	9,771	0.3%	1.6%	1.4%	1.2%
% of Patients satisfied with the dentistry they have received	10	11	90.9%	93.3%	93.1%	92.8%
% of Patients satisfied with the time they had to wait for an appointment	9	11	81.8%	90.4%	89.5%	88.7%

* This is based on patients treated on this contract for their most recent course of treatment. Figures in italics indicate the base number of FP17s or Patient Questionnaire responses are less than 100. N/A is shown where the base number of responses is less than 10 during the period. % is calculated as Quantity/Base number*100

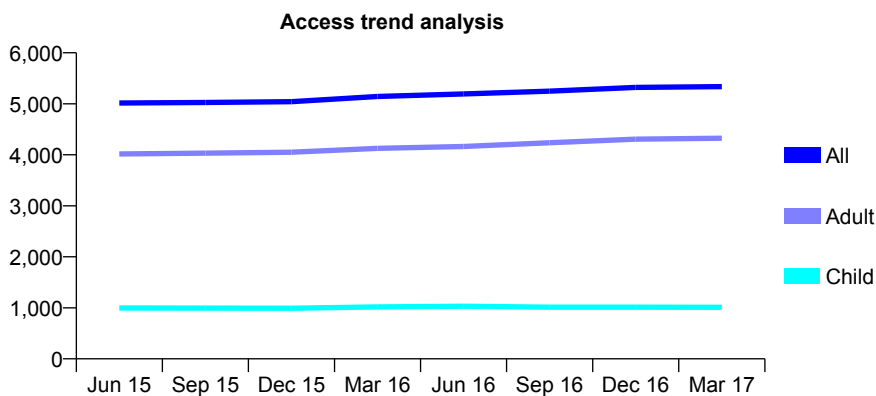
Q49 - Vital Signs At a Glance Contract Report for 642495/0001 - March 2017

Name or company name	MR PJ GARVEY
Contract type name	GDS Contract
Purpose of contract	General
Contract start date	01/04/2006
Contract end date	

16/17 Contracted general activity (UDA)	19,348
Carry forward general activity (UDA)	0
16/17 Contracted orthodontic activity (UOA)	0
Carry forward orthodontic activity (UOA)	0
Baseline contract value	£549,612.52

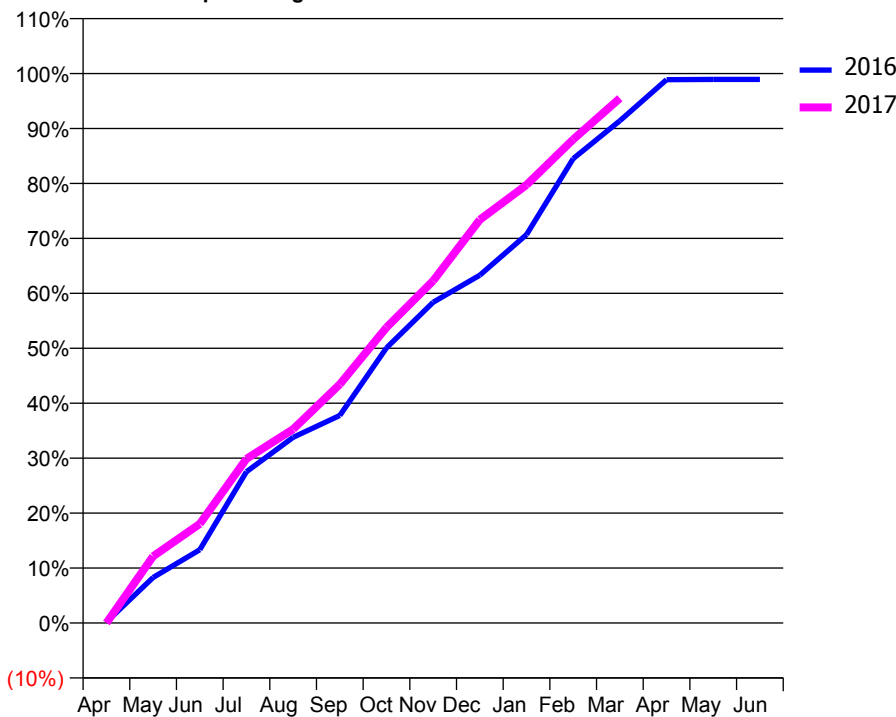
ACCESS*

Patients seen in 24 months	Total	Change since previous quarter
Quarter ending March 2016	5,145	
Quarter ending June 2016	5,194	→
Quarter ending September 2016	5,249	→
Quarter ending December 2016	5,322	→
Quarter ending March 2017	5,336	→
Variance since March 2016	3.7%	↑



ACTIVITY

Cumulative percentage of contracted UDA delivered 2016 & 2017



Month	Adjusted Scheduled Activity (UDA)	
	2016	2017
April	35	0
May	1,602	2,352
June	2,581	3,490
July	5,327	5,783
August	6,539	6,826
September	7,310	8,409
October	9,689	10,407
November	11,294	12,048
December	12,249	14,201
January	13,676	15,425
February	16,349	17,028
March	17,682	18,478
April	19,132	
May	19,141	
June	19,141	

QUALITY

	Quantity	Base Number	Contract	AT	Region	England
% of FP17s for the same patient ID Re-attending within 3 months - Children	120	1,618	7.4%	11.5%	13.3%	12.3%
% of FP17s for the same patient ID Re-attending within 3 months - Adults	1,057	6,648	15.9%	15.6%	17.3%	16.7%
% of FP17s for the same patient ID Re-attending between 3 & 9 months - Children	892	1,618	55.1%	57.3%	58.9%	57.6%
% of FP17s for the same patient ID Re-attending between 3 & 9 months - Adults	3,700	6,648	55.7%	52.0%	52.2%	50.1%
% of FP17s for Band 1 Urgent Courses	611	7,682	8.0%	8.2%	9.2%	9.1%
% of FP17s Relating to Free Repair or Replacements	102	7,682	1.3%	1.2%	1.0%	0.8%
% of FP17s Relating to Continuations	185	7,682	2.4%	1.6%	1.4%	1.2%
% of Patients satisfied with the dentistry they have received	8	8	N/A	93.3%	93.1%	92.8%
% of Patients satisfied with the time they had to wait for an appointment	8	8	N/A	90.4%	89.5%	88.7%

* This is based on patients treated on this contract for their most recent course of treatment. Figures in italics indicate the base number of FP17s or Patient Questionnaire responses are less than 100. N/A is shown where the base number of responses is less than 10 during the period. % is calculated as Quantity/Base number*100

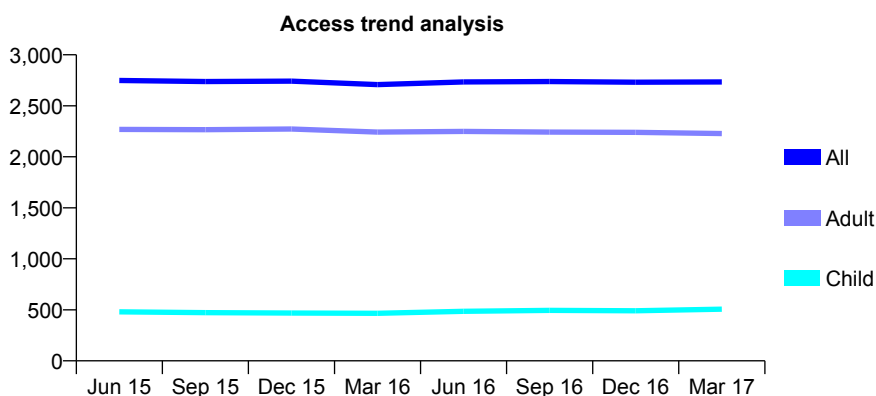
Q49 - Vital Signs At a Glance Contract Report for 643874/0001 - March 2017

Name or company name	MR M STEPHENSON
Contract type name	GDS Contract
Purpose of contract	General
Contract start date	01/04/2006
Contract end date	

16/17 Contracted general activity (UDA)	8,954
Carry forward general activity (UDA)	0
16/17 Contracted orthodontic activity (UOA)	0
Carry forward orthodontic activity (UOA)	0
Baseline contract value	£192,066.39

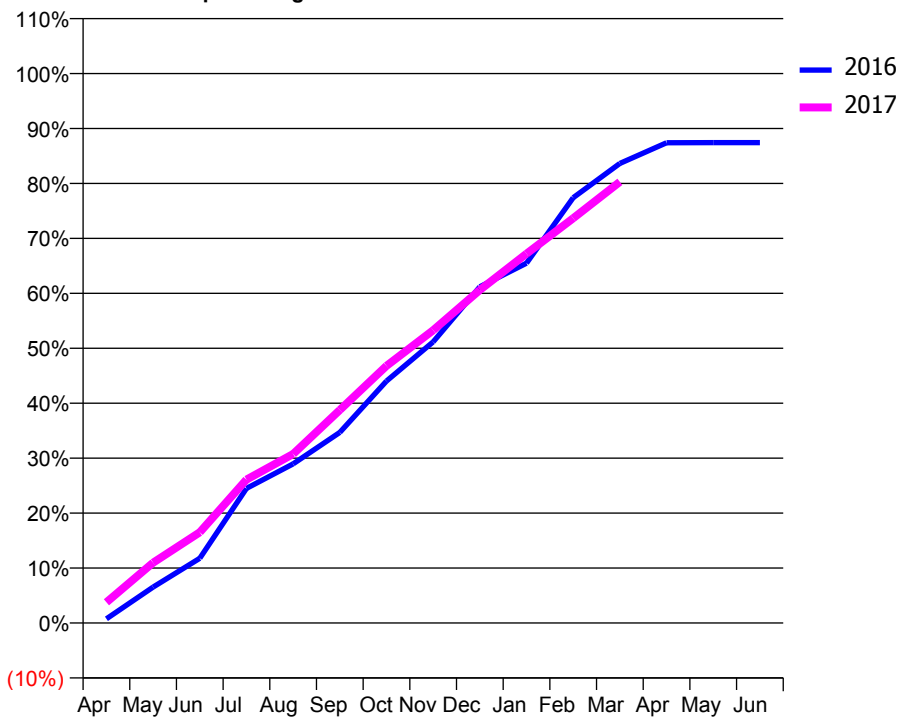
ACCESS*

Patients seen in 24 months	Total	Change since previous quarter
Quarter ending March 2016	2,708	
Quarter ending June 2016	2,734	→
Quarter ending September 2016	2,738	→
Quarter ending December 2016	2,731	→
Quarter ending March 2017	2,734	→
Variance since March 2016	1.0%	→



ACTIVITY

Cumulative percentage of contracted UDA delivered 2016 & 2017



Month	Adjusted Scheduled Activity (UDA)	
	2016	2017
April	69	338
May	585	984
June	1,055	1,478
July	2,194	2,337
August	2,594	2,753
September	3,107	3,472
October	3,943	4,190
November	4,581	4,772
December	5,479	5,426
January	5,864	6,019
February	6,930	6,596
March	7,488	7,189
April	7,825	
May	7,827	
June	7,827	

QUALITY

	Quantity	Base Number	Contract	AT	Region	England
% of FP17s for the same patient ID Re-attending within 3 months - Children	21	758	2.8%	11.5%	13.3%	12.3%
% of FP17s for the same patient ID Re-attending within 3 months - Adults	427	3,287	13.0%	15.6%	17.3%	16.7%
% of FP17s for the same patient ID Re-attending between 3 & 9 months - Children	443	758	58.4%	57.3%	58.9%	57.6%
% of FP17s for the same patient ID Re-attending between 3 & 9 months - Adults	1,939	3,287	59.0%	52.0%	52.2%	50.1%
% of FP17s for Band 1 Urgent Courses	373	3,885	9.6%	8.2%	9.2%	9.1%
% of FP17s Relating to Free Repair or Replacements	102	3,885	2.6%	1.2%	1.0%	0.8%
% of FP17s Relating to Continuations	47	3,885	1.2%	1.6%	1.4%	1.2%
% of Patients satisfied with the dentistry they have received	6	6	N/A	93.3%	93.1%	92.8%
% of Patients satisfied with the time they had to wait for an appointment	6	6	N/A	90.4%	89.5%	88.7%

* This is based on patients treated on this contract for their most recent course of treatment. Figures in italics indicate the base number of FP17s or Patient Questionnaire responses are less than 100. N/A is shown where the base number of responses is less than 10 during the period. % is calculated as Quantity/Base number*100

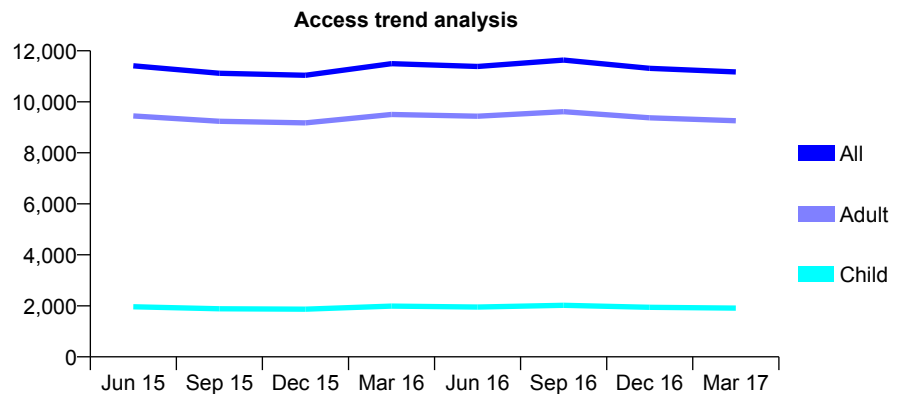
Q49 - Vital Signs At a Glance Contract Report for 644366/0001 - March 2017

Name or company name	S J Smith & Associates
Contract type name	GDS Contract
Purpose of contract	General
Contract start date	01/04/2006
Contract end date	

16/17 Contracted general activity (UDA)	27,687
Carry forward general activity (UDA)	0
16/17 Contracted orthodontic activity (UOA)	0
Carry forward orthodontic activity (UOA)	0
Baseline contract value	£706,135.39

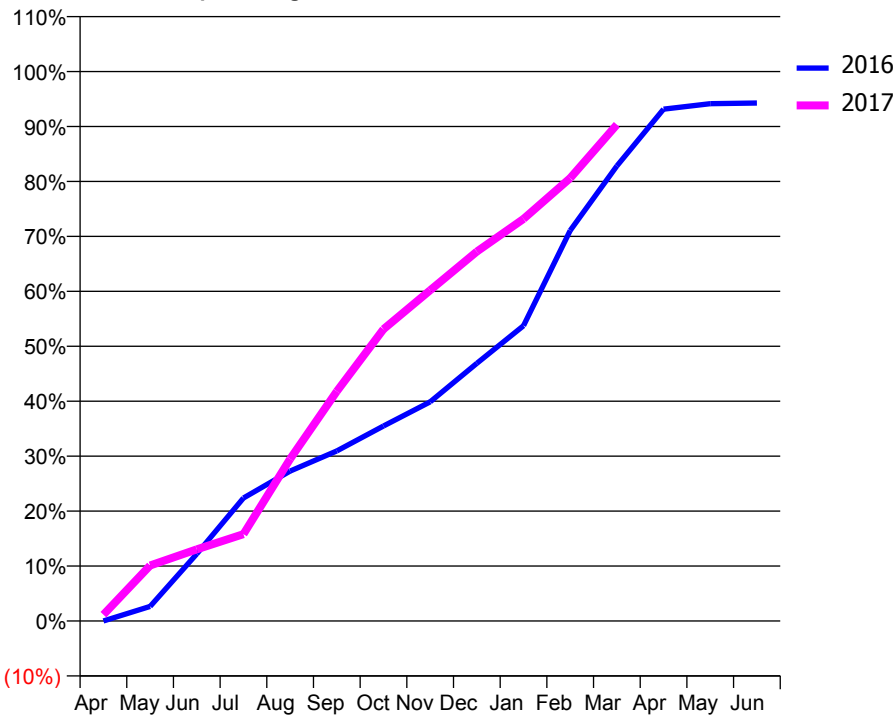
ACCESS*

Patients seen in 24 months	Total	Change since previous quarter
Quarter ending March 2016	11,493	
Quarter ending June 2016	11,387	→
Quarter ending September 2016	11,634	↑
Quarter ending December 2016	11,313	↓
Quarter ending March 2017	11,170	↓
Variance since March 2016	(2.8%)	↓



ACTIVITY

Cumulative percentage of contracted UDA delivered 2016 & 2017



Month	Adjusted Scheduled Activity (UDA)	
	2016	2017
April	0	320
May	735	2,800
June	3,382	3,612
July	6,197	4,375
August	7,556	8,166
September	8,568	11,572
October	9,828	14,707
November	11,044	16,663
December	12,987	18,612
January	14,877	20,259
February	19,677	22,315
March	22,930	25,014
April	25,792	
May	26,062	
June	26,099	

QUALITY

	Quantity	Base Number	Contract	AT	Region	England
% of FP17s for the same patient ID Re-attending within 3 months - Children	137	2,232	6.1%	11.5%	13.3%	12.3%
% of FP17s for the same patient ID Re-attending within 3 months - Adults	1,204	10,225	11.8%	15.6%	17.3%	16.7%
% of FP17s for the same patient ID Re-attending between 3 & 9 months - Children	941	2,232	42.2%	57.3%	58.9%	57.6%
% of FP17s for the same patient ID Re-attending between 3 & 9 months - Adults	4,340	10,225	42.4%	52.0%	52.2%	50.1%
% of FP17s for Band 1 Urgent Courses	808	11,052	7.3%	8.2%	9.2%	9.1%
% of FP17s Relating to Free Repair or Replacements	78	11,052	0.7%	1.2%	1.0%	0.8%
% of FP17s Relating to Continuations	96	11,052	0.9%	1.6%	1.4%	1.2%
% of Patients satisfied with the dentistry they have received	17	18	94.4%	93.3%	93.1%	92.8%
% of Patients satisfied with the time they had to wait for an appointment	13	18	72.2%	90.4%	89.5%	88.7%

* This is based on patients treated on this contract for their most recent course of treatment. Figures in italics indicate the base number of FP17s or Patient Questionnaire responses are less than 100. N/A is shown where the base number of responses is less than 10 during the period. % is calculated as Quantity/Base number*100

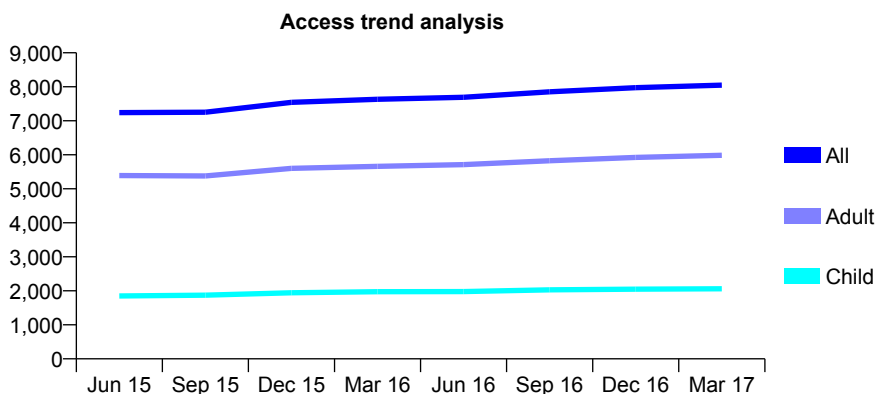
Q49 - Vital Signs At a Glance Contract Report for 644676/0001 - March 2017

Name or company name	MRS JM DORAN
Contract type name	Pilot Contract
Purpose of contract	General
Contract start date	01/04/2006
Contract end date	

16/17 Contracted general activity (UDA)	29,584
Carry forward general activity (UDA)	0
16/17 Contracted orthodontic activity (UOA)	0
Carry forward orthodontic activity (UOA)	0
Baseline contract value	£700,559.96

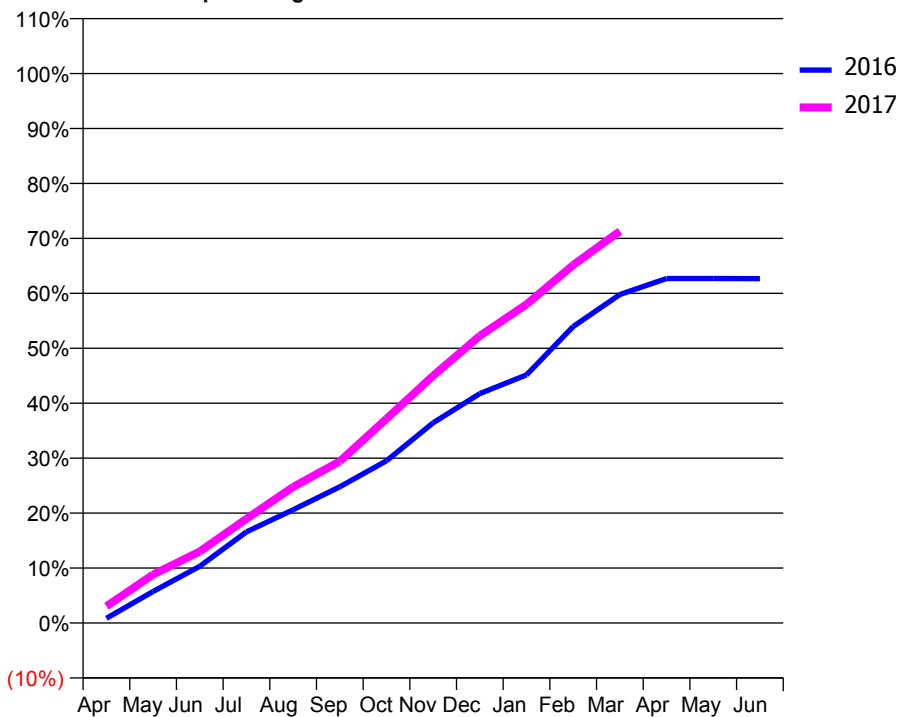
ACCESS*

Patients seen in 24 months	Total	Change since previous quarter
Quarter ending March 2016	7,634	
Quarter ending June 2016	7,692	→
Quarter ending September 2016	7,852	↑
Quarter ending December 2016	7,973	→
Quarter ending March 2017	8,048	→
Variance since March 2016	5.4%	↑



ACTIVITY

Cumulative percentage of contracted UDA delivered 2016 & 2017



Month	Adjusted Scheduled Activity (UDA)	
	2016	2017
April	256	904
May	1,697	2,613
June	3,054	3,851
July	4,906	5,610
August	6,096	7,329
September	7,333	8,704
October	8,734	10,992
November	10,781	13,317
December	12,349	15,459
January	13,355	17,153
February	15,961	19,271
March	17,688	21,096
April	18,545	
May	18,545	
June	18,538	

QUALITY

	Quantity	Base Number	Contract	AT	Region	England
% of FP17s for the same patient ID Re-attending within 3 months - Children	210	3,424	6.1%	11.5%	13.3%	12.3%
% of FP17s for the same patient ID Re-attending within 3 months - Adults	745	7,469	10.0%	15.6%	17.3%	16.7%
% of FP17s for the same patient ID Re-attending between 3 & 9 months - Children	2,269	3,424	66.3%	57.3%	58.9%	57.6%
% of FP17s for the same patient ID Re-attending between 3 & 9 months - Adults	3,622	7,469	48.5%	52.0%	52.2%	50.1%
% of FP17s for Band 1 Urgent Courses	197	10,058	2.0%	8.2%	9.2%	9.1%
% of FP17s Relating to Free Repair or Replacements	51	10,058	0.5%	1.2%	1.0%	0.8%
% of FP17s Relating to Continuations	114	10,058	1.1%	1.6%	1.4%	1.2%
% of Patients satisfied with the dentistry they have received	8	9	N/A	93.3%	93.1%	92.8%
% of Patients satisfied with the time they had to wait for an appointment	8	9	N/A	90.4%	89.5%	88.7%

* This is based on patients treated on this contract for their most recent course of treatment. Figures in italics indicate the base number of FP17s or Patient Questionnaire responses are less than 100. N/A is shown where the base number of responses is less than 10 during the period. % is calculated as Quantity/Base number*100

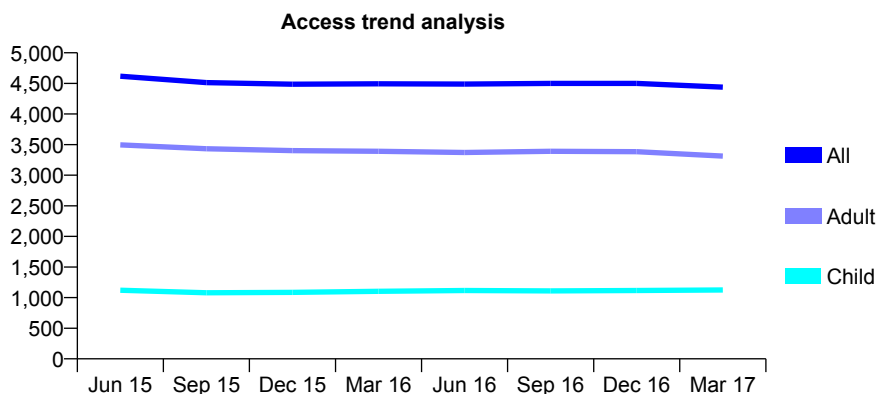
Q49 - Vital Signs At a Glance Contract Report for 644676/0002 - March 2017

Name or company name	MRS JM DORAN
Contract type name	GDS Contract
Purpose of contract	General
Contract start date	24/05/2008
Contract end date	

16/17 Contracted general activity (UDA)	15,280
Carry forward general activity (UDA)	0
16/17 Contracted orthodontic activity (UOA)	0
Carry forward orthodontic activity (UOA)	0
Baseline contract value	£340,529.62

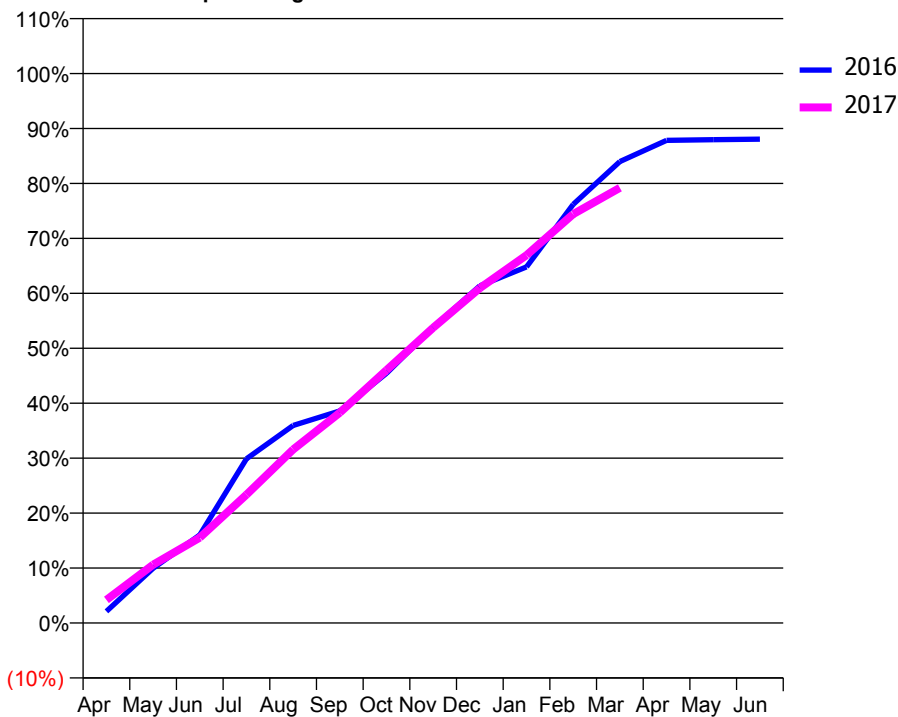
ACCESS*

Patients seen in 24 months	Total	Change since previous quarter
Quarter ending March 2016	4,493	
Quarter ending June 2016	4,489	→
Quarter ending September 2016	4,500	→
Quarter ending December 2016	4,501	→
Quarter ending March 2017	4,438	↓
Variance since March 2016	(1.2%)	↓



ACTIVITY

Cumulative percentage of contracted UDA delivered 2016 & 2017



Month	Adjusted Scheduled Activity (UDA)	
	2016	2017
April	323	645
May	1,521	1,622
June	2,449	2,374
July	4,565	3,569
August	5,493	4,826
September	5,899	5,849
October	6,942	7,033
November	8,221	8,211
December	9,374	9,314
January	9,902	10,227
February	11,640	11,371
March	12,831	12,102
April	13,420	
May	13,438	
June	13,453	

QUALITY

	Quantity	Base Number	Contract	AT	Region	England
% of FP17s for the same patient ID Re-attending within 3 months - Children	72	1,776	4.1%	11.5%	13.3%	12.3%
% of FP17s for the same patient ID Re-attending within 3 months - Adults	356	4,128	8.6%	15.6%	17.3%	16.7%
% of FP17s for the same patient ID Re-attending between 3 & 9 months - Children	1,241	1,776	69.9%	57.3%	58.9%	57.6%
% of FP17s for the same patient ID Re-attending between 3 & 9 months - Adults	2,561	4,128	62.0%	52.0%	52.2%	50.1%
% of FP17s for Band 1 Urgent Courses	128	5,670	2.3%	8.2%	9.2%	9.1%
% of FP17s Relating to Free Repair or Replacements	29	5,670	0.5%	1.2%	1.0%	0.8%
% of FP17s Relating to Continuations	55	5,670	1.0%	1.6%	1.4%	1.2%
% of Patients satisfied with the dentistry they have received	5	5	N/A	93.3%	93.1%	92.8%
% of Patients satisfied with the time they had to wait for an appointment	3	5	N/A	90.4%	89.5%	88.7%

* This is based on patients treated on this contract for their most recent course of treatment. Figures in italics indicate the base number of FP17s or Patient Questionnaire responses are less than 100. N/A is shown where the base number of responses is less than 10 during the period. % is calculated as Quantity/Base number*100

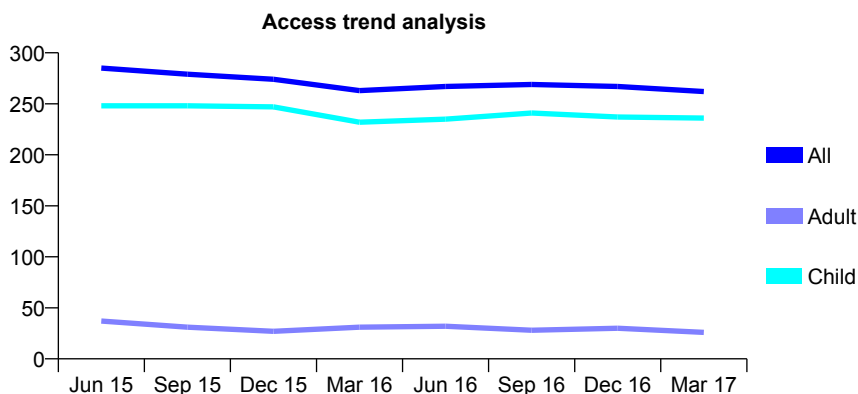
Q49 - Vital Signs At a Glance Contract Report for 649341/0001 - March 2017

Name or company name	MR SR MORRIS
Contract type name	GDS Contract
Purpose of contract	General
Contract start date	01/04/2006
Contract end date	

16/17 Contracted general activity (UDA)	451
Carry forward general activity (UDA)	0
16/17 Contracted orthodontic activity (UOA)	0
Carry forward orthodontic activity (UOA)	0
Baseline contract value	£9,386.71

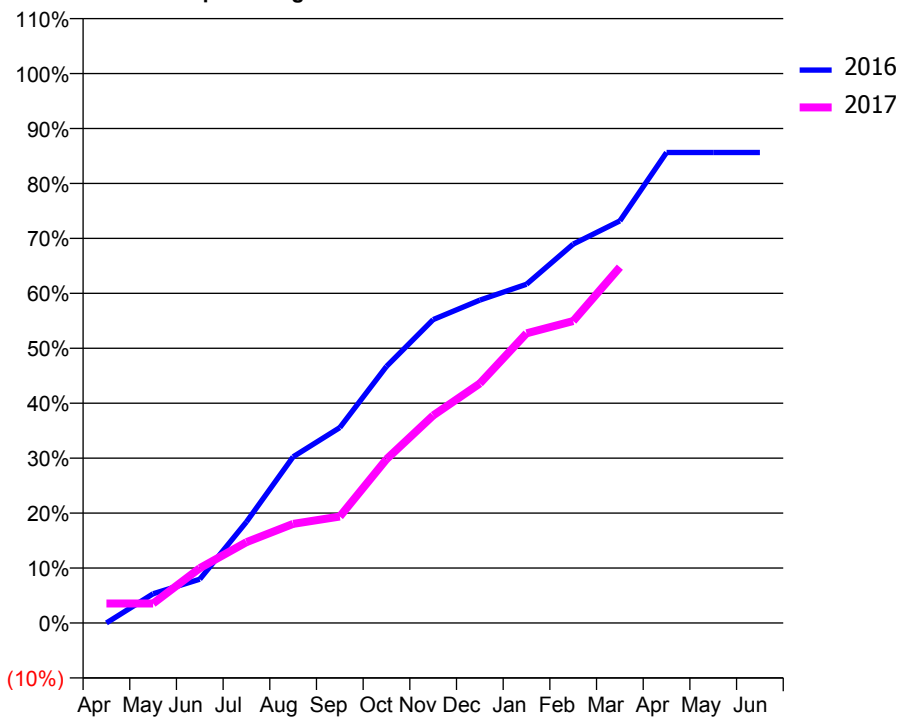
ACCESS*

Patients seen in 24 months	Total	Change since previous quarter
Quarter ending March 2016	263	
Quarter ending June 2016	267	→
Quarter ending September 2016	269	→
Quarter ending December 2016	267	→
Quarter ending March 2017	262	↓
Variance since March 2016	(0.4%)	→



ACTIVITY

Cumulative percentage of contracted UDA delivered 2016 & 2017



Month	Adjusted Scheduled Activity (UDA)	
	2016	2017
April	0	16
May	24	16
June	36	45
July	83	66
August	136	81
September	160	87
October	211	134
November	249	170
December	265	197
January	278	238
February	311	248
March	330	292
April	386	
May	386	
June	386	

QUALITY

	Quantity	Base Number	Contract	AT	Region	England
% of FP17s for the same patient ID Re-attending within 3 months - Children	7	284	2.5%	11.5%	13.3%	12.3%
% of FP17s for the same patient ID Re-attending within 3 months - Adults	0	2	0.0%	15.6%	17.3%	16.7%
% of FP17s for the same patient ID Re-attending between 3 & 9 months - Children	141	284	49.6%	57.3%	58.9%	57.6%
% of FP17s for the same patient ID Re-attending between 3 & 9 months - Adults	0	2	0.0%	52.0%	52.2%	50.1%
% of FP17s for Band 1 Urgent Courses	4	241	1.7%	8.2%	9.2%	9.1%
% of FP17s Relating to Free Repair or Replacements	0	241	0.0%	1.2%	1.0%	0.8%
% of FP17s Relating to Continuations	0	241	0.0%	1.6%	1.4%	1.2%
% of Patients satisfied with the dentistry they have received	0	0	N/A	93.3%	93.1%	92.8%
% of Patients satisfied with the time they had to wait for an appointment	0	0	N/A	90.4%	89.5%	88.7%

* This is based on patients treated on this contract for their most recent course of treatment. Figures in italics indicate the base number of FP17s or Patient Questionnaire responses are less than 100. N/A is shown where the base number of responses is less than 10 during the period. % is calculated as Quantity/Base number*100

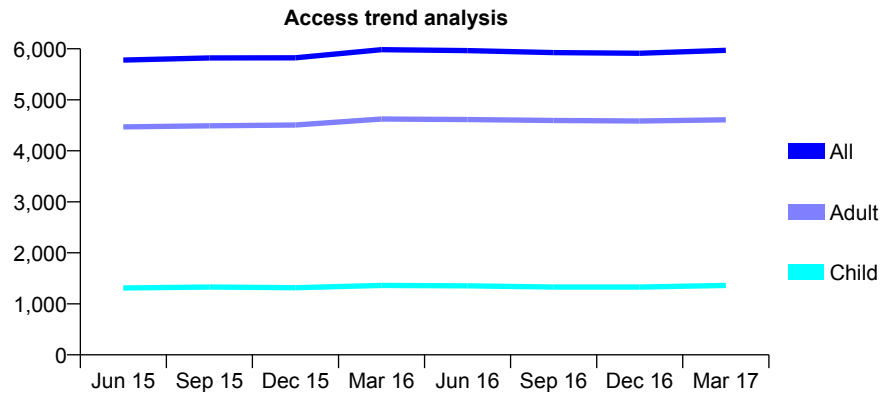
Q49 - Vital Signs At a Glance Contract Report for 650803/0001 - March 2017

Name or company name	MRS KA BRANTINGHAM
Contract type name	GDS Contract
Purpose of contract	General
Contract start date	01/04/2006
Contract end date	

16/17 Contracted general activity (UDA)	17,629
Carry forward general activity (UDA)	33
16/17 Contracted orthodontic activity (UOA)	0
Carry forward orthodontic activity (UOA)	0
Baseline contract value	£542,916.53

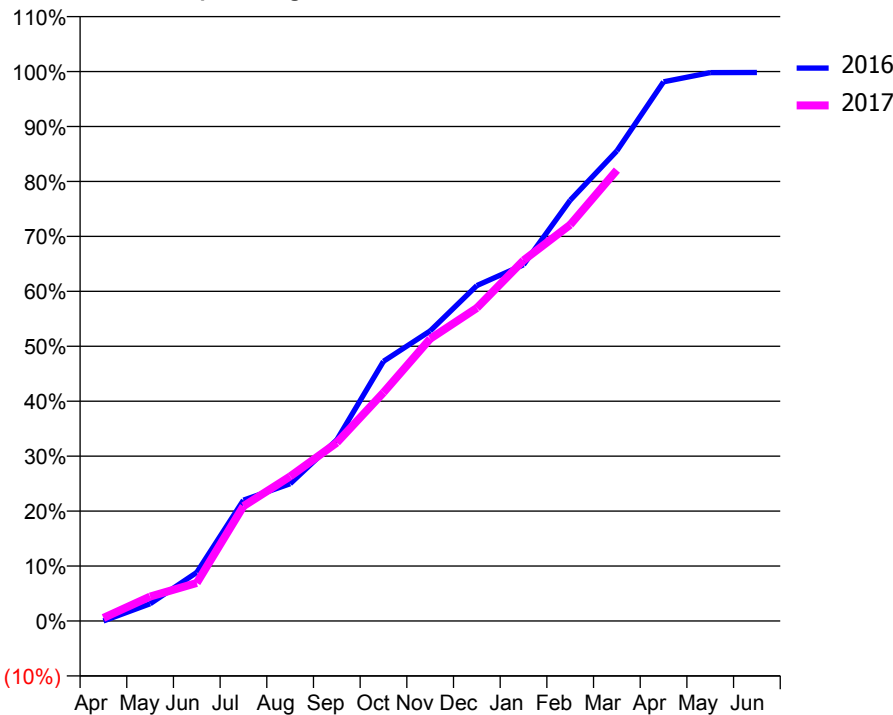
ACCESS*

Patients seen in 24 months	Total	Change since previous quarter
Quarter ending March 2016	5,984	
Quarter ending June 2016	5,965	→
Quarter ending September 2016	5,925	→
Quarter ending December 2016	5,913	→
Quarter ending March 2017	5,971	→
Variance since March 2016	(0.2%)	→



ACTIVITY

Cumulative percentage of contracted UDA delivered 2016 & 2017



Month	Adjusted Scheduled Activity (UDA)	
	2016	2017
April	0	102
May	555	784
June	1,561	1,220
July	3,879	3,686
August	4,402	4,641
September	5,812	5,720
October	8,332	7,328
November	9,307	9,055
December	10,762	10,042
January	11,429	11,569
February	13,500	12,711
March	15,083	14,465
April	17,297	
May	17,593	
June	17,596	

QUALITY

	Quantity	Base Number	Contract	AT	Region	England
% of FP17s for the same patient ID Re-attending within 3 months - Children	128	1,751	7.3%	11.5%	13.3%	12.3%
% of FP17s for the same patient ID Re-attending within 3 months - Adults	1,096	6,120	17.9%	15.6%	17.3%	16.7%
% of FP17s for the same patient ID Re-attending between 3 & 9 months - Children	873	1,751	49.9%	57.3%	58.9%	57.6%
% of FP17s for the same patient ID Re-attending between 3 & 9 months - Adults	2,934	6,120	47.9%	52.0%	52.2%	50.1%
% of FP17s for Band 1 Urgent Courses	568	6,843	8.3%	8.2%	9.2%	9.1%
% of FP17s Relating to Free Repair or Replacements	181	6,843	2.6%	1.2%	1.0%	0.8%
% of FP17s Relating to Continuations	178	6,843	2.6%	1.6%	1.4%	1.2%
% of Patients satisfied with the dentistry they have received	9	11	81.8%	93.3%	93.1%	92.8%
% of Patients satisfied with the time they had to wait for an appointment	10	11	90.9%	90.4%	89.5%	88.7%

* This is based on patients treated on this contract for their most recent course of treatment. Figures in italics indicate the base number of FP17s or Patient Questionnaire responses are less than 100. N/A is shown where the base number of responses is less than 10 during the period. % is calculated as Quantity/Base number*100

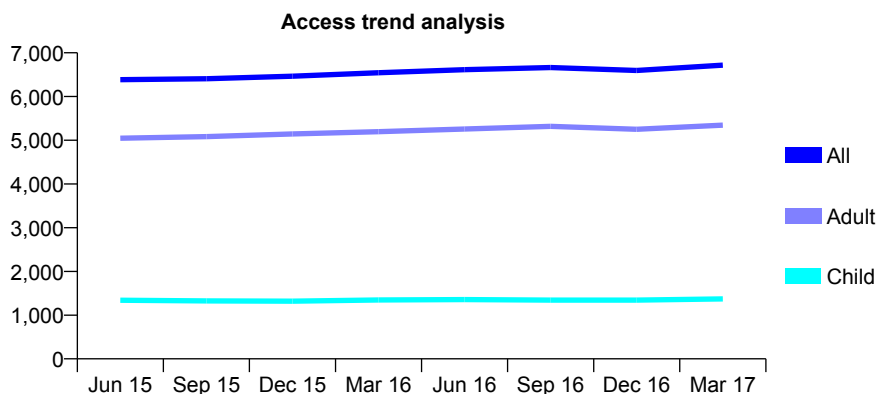
Q49 - Vital Signs At a Glance Contract Report for 653314/0001 - March 2017

Name or company name	MR JN BUTTERWORTH
Contract type name	GDS Contract
Purpose of contract	General and Orthodontic
Contract start date	01/04/2006
Contract end date	

16/17 Contracted general activity (UDA)	19,662
Carry forward general activity (UDA)	0
16/17 Contracted orthodontic activity (UOA)	374
Carry forward orthodontic activity (UOA)	0
Baseline contract value	£467,121.61

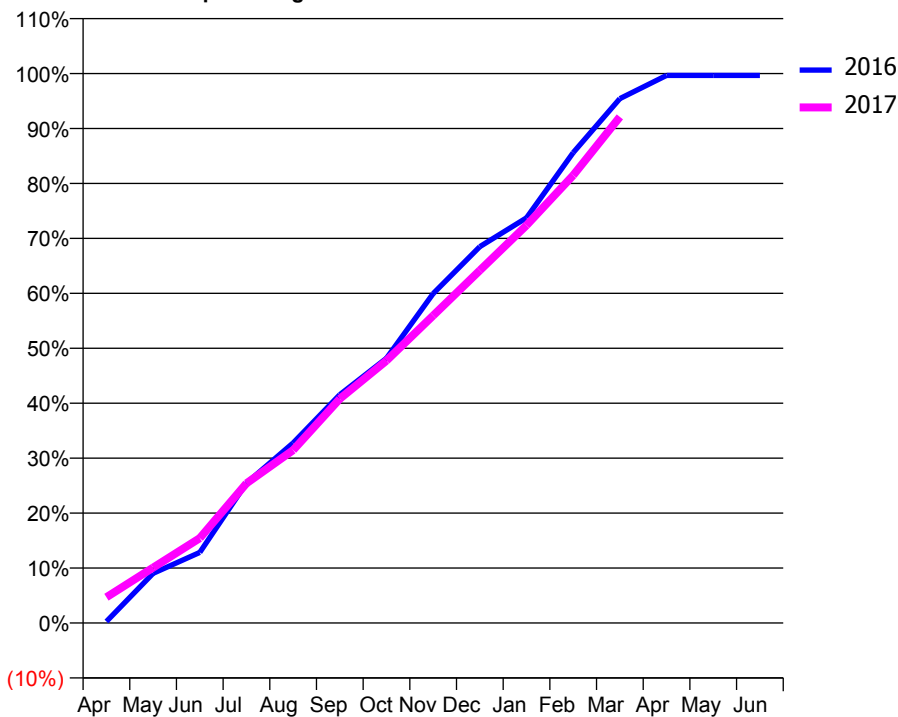
ACCESS*

Patients seen in 24 months	Total	Change since previous quarter
Quarter ending March 2016	6,543	
Quarter ending June 2016	6,615	→
Quarter ending September 2016	6,662	→
Quarter ending December 2016	6,595	↓
Quarter ending March 2017	6,718	→
Variance since March 2016	2.7%	↑



ACTIVITY

Cumulative percentage of contracted UDA delivered 2016 & 2017



Month	Adjusted Scheduled Activity (UDA)	
	2016	2017
April	54	921
May	1,776	1,981
June	2,529	3,037
July	5,008	4,998
August	6,441	6,188
September	8,169	8,024
October	9,473	9,387
November	11,786	10,999
December	13,469	12,620
January	14,497	14,229
February	16,830	16,022
March	18,765	18,107
April	19,592	
May	19,592	
June	19,592	

QUALITY

	Quantity	Base Number	Contract	AT	Region	England
% of FP17s for the same patient ID Re-attending within 3 months - Children	274	2,265	12.1%	11.5%	13.3%	12.3%
% of FP17s for the same patient ID Re-attending within 3 months - Adults	1,819	8,711	20.9%	15.6%	17.3%	16.7%
% of FP17s for the same patient ID Re-attending between 3 & 9 months - Children	1,401	2,265	61.9%	57.3%	58.9%	57.6%
% of FP17s for the same patient ID Re-attending between 3 & 9 months - Adults	5,108	8,711	58.6%	52.0%	52.2%	50.1%
% of FP17s for Band 1 Urgent Courses	1,172	9,816	11.9%	8.2%	9.2%	9.1%
% of FP17s Relating to Free Repair or Replacements	127	9,816	1.3%	1.2%	1.0%	0.8%
% of FP17s Relating to Continuations	163	9,816	1.7%	1.6%	1.4%	1.2%
% of Patients satisfied with the dentistry they have received	10	10	100.0%	93.3%	93.1%	92.8%
% of Patients satisfied with the time they had to wait for an appointment	10	10	100.0%	90.4%	89.5%	88.7%

* This is based on patients treated on this contract for their most recent course of treatment. Figures in italics indicate the base number of FP17s or Patient Questionnaire responses are less than 100. N/A is shown where the base number of responses is less than 10 during the period. % is calculated as Quantity/Base number*100

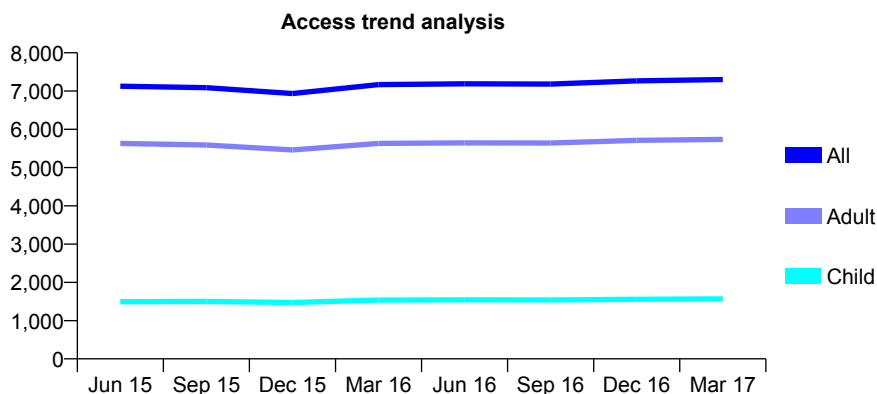
Q49 - Vital Signs At a Glance Contract Report for 654205/0001 - March 2017

Name or company name	MRS KK AMLANI
Contract type name	Pilot Contract
Purpose of contract	General and Orthodontic
Contract start date	01/04/2006
Contract end date	

16/17 Contracted general activity (UDA)	27,729
Carry forward general activity (UDA)	0
16/17 Contracted orthodontic activity (UOA)	5
Carry forward orthodontic activity (UOA)	0
Baseline contract value	£622,058.97

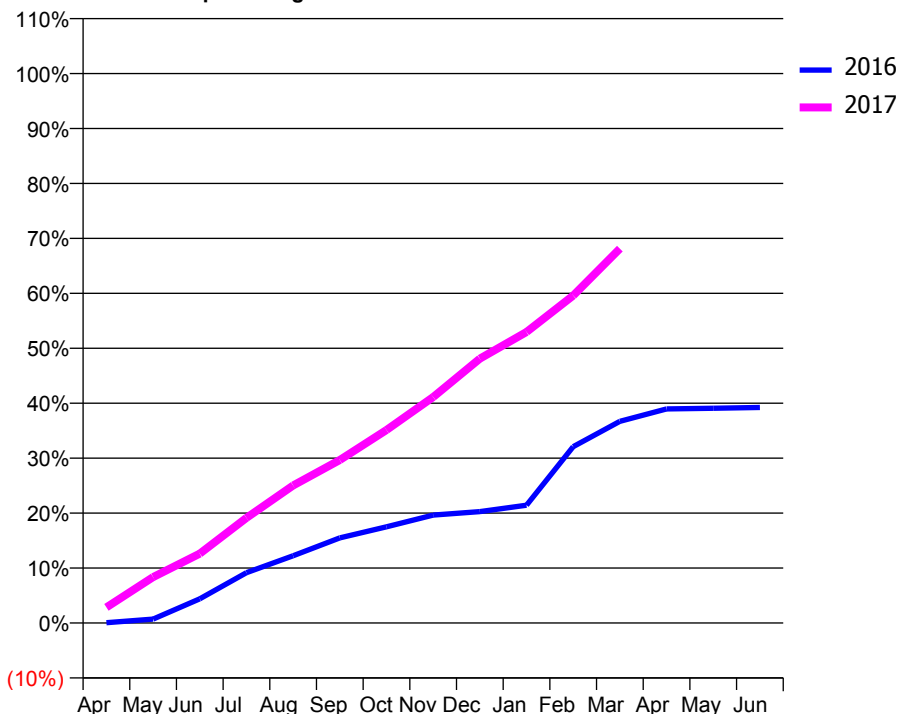
ACCESS*

Patients seen in 24 months	Total	Change since previous quarter
Quarter ending March 2016	7,168	
Quarter ending June 2016	7,189	→
Quarter ending September 2016	7,181	→
Quarter ending December 2016	7,267	→
Quarter ending March 2017	7,302	→
Variance since March 2016	1.9%	→



ACTIVITY

Cumulative percentage of contracted UDA delivered 2016 & 2017



Adjusted Scheduled Activity (UDA)

Month	2016	2017
April	16	789
May	195	2,321
June	1,219	3,499
July	2,538	5,308
August	3,395	6,942
September	4,294	8,226
October	4,856	9,741
November	5,450	11,401
December	5,619	13,342
January	5,945	14,683
February	8,901	16,526
March	10,177	18,895
April	10,805	
May	10,837	
June	10,875	

QUALITY

	Quantity	Base Number	Contract	AT	Region	England
% of FP17s for the same patient ID Re-attending within 3 months - Children	125	2,433	5.1%	11.5%	13.3%	12.3%
% of FP17s for the same patient ID Re-attending within 3 months - Adults	1,954	9,672	20.2%	15.6%	17.3%	16.7%
% of FP17s for the same patient ID Re-attending between 3 & 9 months - Children	1,544	2,433	63.5%	57.3%	58.9%	57.6%
% of FP17s for the same patient ID Re-attending between 3 & 9 months - Adults	5,489	9,672	56.8%	52.0%	52.2%	50.1%
% of FP17s for Band 1 Urgent Courses	414	10,896	3.8%	8.2%	9.2%	9.1%
% of FP17s Relating to Free Repair or Replacements	80	10,896	0.7%	1.2%	1.0%	0.8%
% of FP17s Relating to Continuations	40	10,896	0.4%	1.6%	1.4%	1.2%
% of Patients satisfied with the dentistry they have received	13	16	81.3%	93.3%	93.1%	92.8%
% of Patients satisfied with the time they had to wait for an appointment	13	16	81.3%	90.4%	89.5%	88.7%

* This is based on patients treated on this contract for their most recent course of treatment. Figures in italics indicate the base number of FP17s or Patient Questionnaire responses are less than 100. N/A is shown where the base number of responses is less than 10 during the period. % is calculated as Quantity/Base number*100

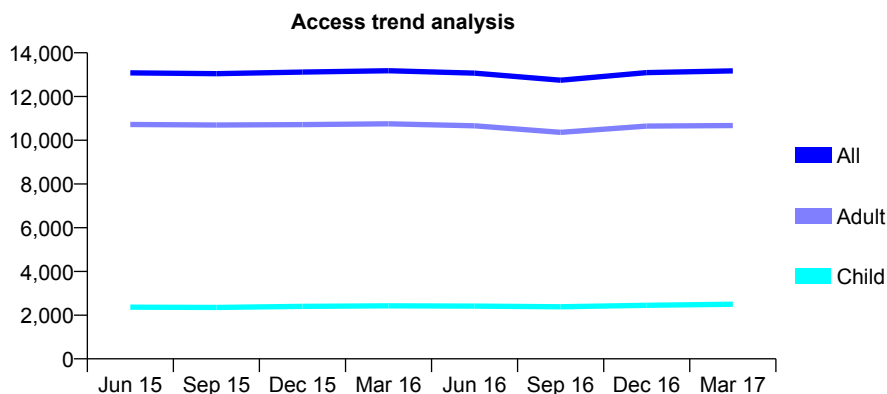
Q49 - Vital Signs At a Glance Contract Report for 654337/0001 - March 2017

Name or company name	MR F ANSARI-ARDABILI
Contract type name	GDS Contract
Purpose of contract	General
Contract start date	01/04/2006
Contract end date	

16/17 Contracted general activity (UDA)	44,500
Carry forward general activity (UDA)	453
16/17 Contracted orthodontic activity (UOA)	0
Carry forward orthodontic activity (UOA)	0
Baseline contract value	£1,159,338.60

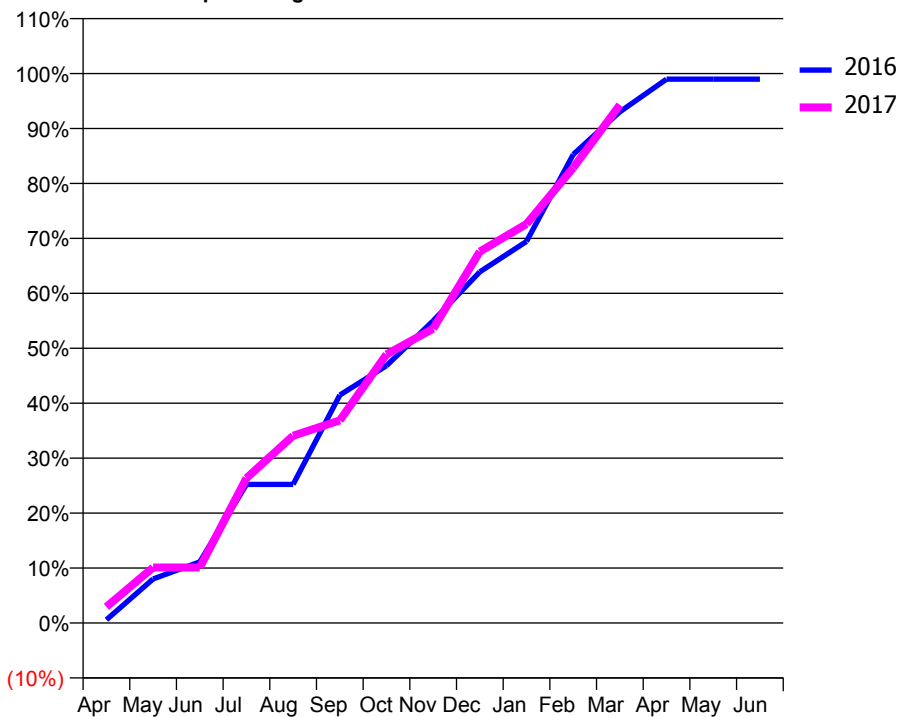
ACCESS*

Patients seen in 24 months	Total	Change since previous quarter
Quarter ending March 2016	13,177	
Quarter ending June 2016	13,068	→
Quarter ending September 2016	12,746	↓
Quarter ending December 2016	13,097	↑
Quarter ending March 2017	13,172	→
Variance since March 2016	(0.0%)	→



ACTIVITY

Cumulative percentage of contracted UDA delivered 2016 & 2017



Month	Adjusted Scheduled Activity (UDA)	
	2016	2017
April	265	1,315
May	3,569	4,493
June	4,947	4,493
July	11,228	11,735
August	11,228	15,168
September	18,465	16,405
October	20,838	21,753
November	24,479	23,839
December	28,435	30,085
January	30,898	32,311
February	37,938	36,862
March	41,393	41,961
April	44,047	
May	44,047	
June	44,047	

QUALITY

	Quantity	Base Number	Contract	AT	Region	England
% of FP17s for the same patient ID Re-attending within 3 months - Children	126	2,889	4.4%	11.5%	13.3%	12.3%
% of FP17s for the same patient ID Re-attending within 3 months - Adults	994	11,917	8.3%	15.6%	17.3%	16.7%
% of FP17s for the same patient ID Re-attending between 3 & 9 months - Children	1,165	2,889	40.3%	57.3%	58.9%	57.6%
% of FP17s for the same patient ID Re-attending between 3 & 9 months - Adults	5,354	11,917	44.9%	52.0%	52.2%	50.1%
% of FP17s for Band 1 Urgent Courses	511	13,820	3.7%	8.2%	9.2%	9.1%
% of FP17s Relating to Free Repair or Replacements	395	13,820	2.9%	1.2%	1.0%	0.8%
% of FP17s Relating to Continuations	92	13,820	0.7%	1.6%	1.4%	1.2%
% of Patients satisfied with the dentistry they have received	47	54	87.0%	93.3%	93.1%	92.8%
% of Patients satisfied with the time they had to wait for an appointment	52	54	96.3%	90.4%	89.5%	88.7%

* This is based on patients treated on this contract for their most recent course of treatment. Figures in italics indicate the base number of FP17s or Patient Questionnaire responses are less than 100. N/A is shown where the base number of responses is less than 10 during the period. % is calculated as Quantity/Base number*100

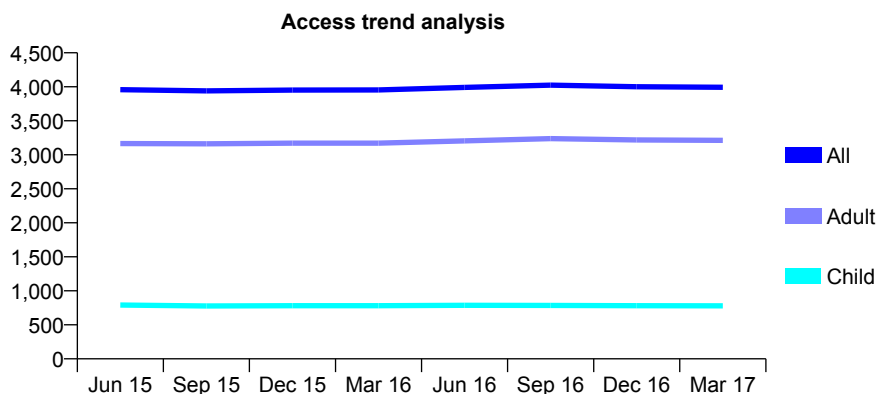
Q49 - Vital Signs At a Glance Contract Report for 658170/0001 - March 2017

Name or company name	MR ME BENN
Contract type name	GDS Contract
Purpose of contract	General
Contract start date	01/04/2006
Contract end date	

16/17 Contracted general activity (UDA)	11,451
Carry forward general activity (UDA)	-191
16/17 Contracted orthodontic activity (UOA)	0
Carry forward orthodontic activity (UOA)	0
Baseline contract value	£332,419.52

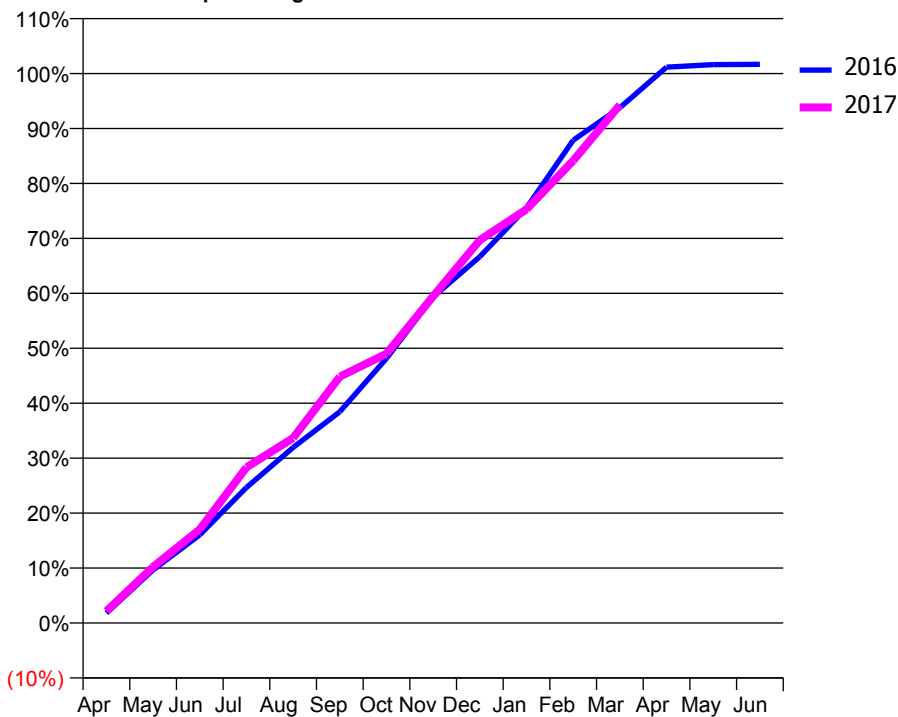
ACCESS*

Patients seen in 24 months	Total	Change since previous quarter
Quarter ending March 2016	3,953	
Quarter ending June 2016	3,992	→
Quarter ending September 2016	4,024	→
Quarter ending December 2016	4,001	→
Quarter ending March 2017	3,993	→
Variance since March 2016	1.0%	→



ACTIVITY

Cumulative percentage of contracted UDA delivered 2016 & 2017



Month	Adjusted Scheduled Activity (UDA)	
	2016	2017
April	207	250
May	1,107	1,172
June	1,839	1,953
July	2,825	3,245
August	3,660	3,856
September	4,403	5,133
October	5,516	5,611
November	6,793	6,808
December	7,634	7,979
January	8,653	8,623
February	10,060	9,635
March	10,738	10,798
April	11,582	
May	11,636	
June	11,642	

QUALITY

	Quantity	Base Number	Contract	AT	Region	England
% of FP17s for the same patient ID Re-attending within 3 months - Children	21	1,007	2.1%	11.5%	13.3%	12.3%
% of FP17s for the same patient ID Re-attending within 3 months - Adults	469	4,492	10.4%	15.6%	17.3%	16.7%
% of FP17s for the same patient ID Re-attending between 3 & 9 months - Children	383	1,007	38.0%	57.3%	58.9%	57.6%
% of FP17s for the same patient ID Re-attending between 3 & 9 months - Adults	2,230	4,492	49.6%	52.0%	52.2%	50.1%
% of FP17s for Band 1 Urgent Courses	280	5,063	5.5%	8.2%	9.2%	9.1%
% of FP17s Relating to Free Repair or Replacements	85	5,063	1.7%	1.2%	1.0%	0.8%
% of FP17s Relating to Continuations	32	5,063	0.6%	1.6%	1.4%	1.2%
% of Patients satisfied with the dentistry they have received	5	6	N/A	93.3%	93.1%	92.8%
% of Patients satisfied with the time they had to wait for an appointment	5	6	N/A	90.4%	89.5%	88.7%

* This is based on patients treated on this contract for their most recent course of treatment. Figures in italics indicate the base number of FP17s or Patient Questionnaire responses are less than 100. N/A is shown where the base number of responses is less than 10 during the period. % is calculated as Quantity/Base number*100

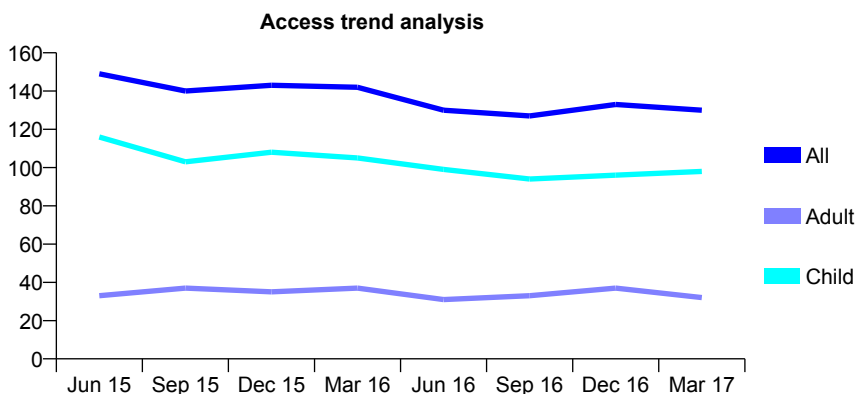
Q49 - Vital Signs At a Glance Contract Report for 660957/0002 - March 2017

Name or company name	MR CJ BARR
Contract type name	GDS Contract
Purpose of contract	General and Orthodontic
Contract start date	17/03/2012
Contract end date	

16/17 Contracted general activity (UDA)	380
Carry forward general activity (UDA)	0
16/17 Contracted orthodontic activity (UOA)	2,548
Carry forward orthodontic activity (UOA)	0
Baseline contract value	£176,678.49

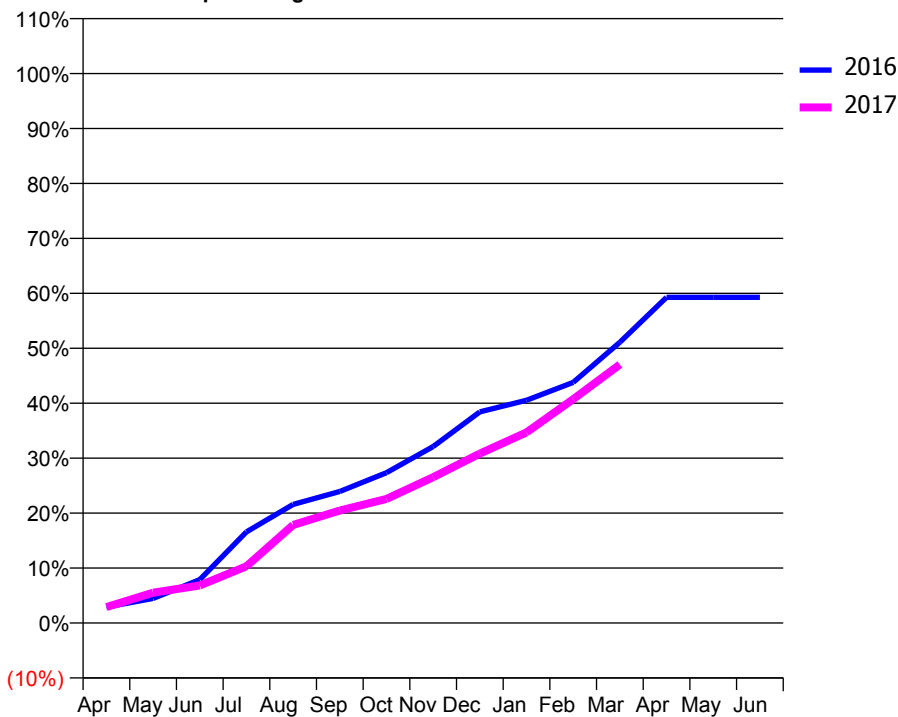
ACCESS*

Patients seen in 24 months	Total	Change since previous quarter
Quarter ending March 2016	142	
Quarter ending June 2016	130	↓
Quarter ending September 2016	127	↓
Quarter ending December 2016	133	↑
Quarter ending March 2017	130	↓
Variance since March 2016	(8.5%)	↓



ACTIVITY

Cumulative percentage of contracted UDA delivered 2016 & 2017



Month	Adjusted Scheduled Activity (UDA)	
	2016	2017
April	11	11
May	17	21
June	30	26
July	63	39
August	82	68
September	91	78
October	104	86
November	122	101
December	146	117
January	154	132
February	166	155
March	194	179
April	225	
May	225	
June	225	

QUALITY

	Quantity	Base Number	Contract	AT	Region	England
% of FP17s for the same patient ID Re-attending within 3 months - Children	29	347	8.4%	11.5%	13.3%	12.3%
% of FP17s for the same patient ID Re-attending within 3 months - Adults	2	45	4.4%	15.6%	17.3%	16.7%
% of FP17s for the same patient ID Re-attending between 3 & 9 months - Children	58	347	16.7%	57.3%	58.9%	57.6%
% of FP17s for the same patient ID Re-attending between 3 & 9 months - Adults	10	45	22.2%	52.0%	52.2%	50.1%
% of FP17s for Band 1 Urgent Courses	14	132	10.6%	8.2%	9.2%	9.1%
% of FP17s Relating to Free Repair or Replacements	0	132	0.0%	1.2%	1.0%	0.8%
% of FP17s Relating to Continuations	1	132	0.8%	1.6%	1.4%	1.2%
% of Patients satisfied with the dentistry they have received	0	0	N/A	93.3%	93.1%	92.8%
% of Patients satisfied with the time they had to wait for an appointment	0	0	N/A	90.4%	89.5%	88.7%

* This is based on patients treated on this contract for their most recent course of treatment. Figures in italics indicate the base number of FP17s or Patient Questionnaire responses are less than 100. N/A is shown where the base number of responses is less than 10 during the period. % is calculated as Quantity/Base number*100

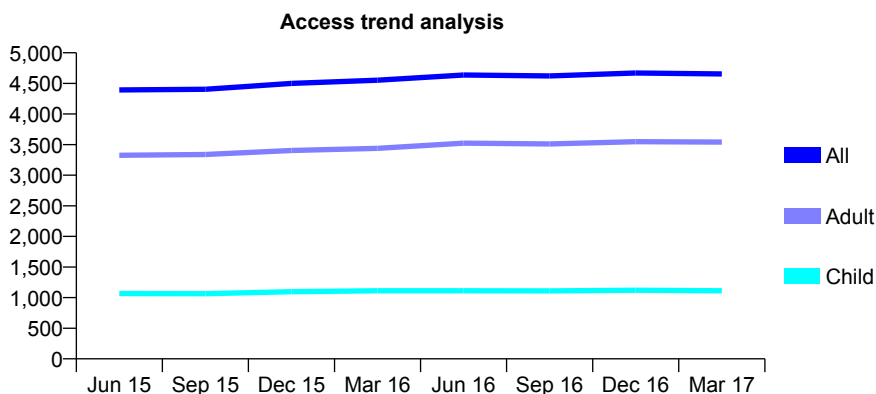
Q49 - Vital Signs At a Glance Contract Report for 661155/0001 - March 2017

Name or company name	MR G REID
Contract type name	GDS Contract
Purpose of contract	General
Contract start date	01/04/2006
Contract end date	

16/17 Contracted general activity (UDA)	13,848
Carry forward general activity (UDA)	163
16/17 Contracted orthodontic activity (UOA)	0
Carry forward orthodontic activity (UOA)	0
Baseline contract value	£405,381.67

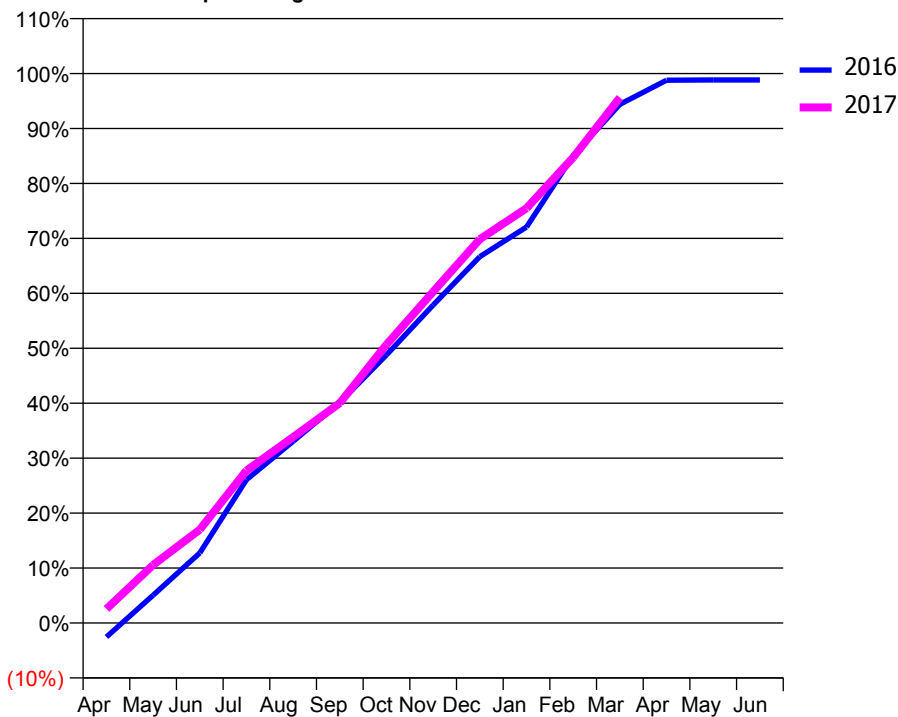
ACCESS*

Patients seen in 24 months	Total	Change since previous quarter
Quarter ending March 2016	4,552	
Quarter ending June 2016	4,637	→
Quarter ending September 2016	4,622	→
Quarter ending December 2016	4,669	→
Quarter ending March 2017	4,655	→
Variance since March 2016	2.3%	↑



ACTIVITY

Cumulative percentage of contracted UDA delivered 2016 & 2017



Month	Adjusted Scheduled Activity (UDA)	
	2016	2017
April	-353	355
May	700	1,464
June	1,766	2,354
July	3,612	3,844
August	4,578	4,687
September	5,555	5,543
October	6,755	7,017
November	8,014	8,348
December	9,231	9,673
January	9,979	10,454
February	11,781	11,735
March	13,070	13,241
April	13,680	
May	13,686	
June	13,685	

QUALITY

	Quantity	Base Number	Contract	AT	Region	England
% of FP17s for the same patient ID Re-attending within 3 months - Children	155	1,823	8.5%	11.5%	13.3%	12.3%
% of FP17s for the same patient ID Re-attending within 3 months - Adults	917	5,382	17.0%	15.6%	17.3%	16.7%
% of FP17s for the same patient ID Re-attending between 3 & 9 months - Children	1,239	1,823	68.0%	57.3%	58.9%	57.6%
% of FP17s for the same patient ID Re-attending between 3 & 9 months - Adults	3,268	5,382	60.7%	52.0%	52.2%	50.1%
% of FP17s for Band 1 Urgent Courses	421	6,878	6.1%	8.2%	9.2%	9.1%
% of FP17s Relating to Free Repair or Replacements	131	6,878	1.9%	1.2%	1.0%	0.8%
% of FP17s Relating to Continuations	122	6,878	1.8%	1.6%	1.4%	1.2%
% of Patients satisfied with the dentistry they have received	8	11	72.7%	93.3%	93.1%	92.8%
% of Patients satisfied with the time they had to wait for an appointment	9	11	81.8%	90.4%	89.5%	88.7%

* This is based on patients treated on this contract for their most recent course of treatment. Figures in italics indicate the base number of FP17s or Patient Questionnaire responses are less than 100. N/A is shown where the base number of responses is less than 10 during the period. % is calculated as Quantity/Base number*100

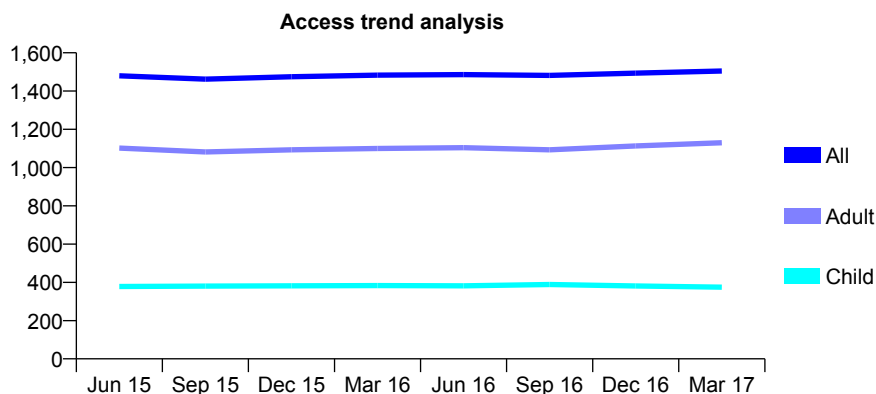
Q49 - Vital Signs At a Glance Contract Report for 674303/0001 - March 2017

Name or company name	MR JH NOWICKI
Contract type name	GDS Contract
Purpose of contract	General
Contract start date	01/04/2006
Contract end date	

16/17 Contracted general activity (UDA)	3,602
Carry forward general activity (UDA)	-38
16/17 Contracted orthodontic activity (UOA)	0
Carry forward orthodontic activity (UOA)	0
Baseline contract value	£85,170.28

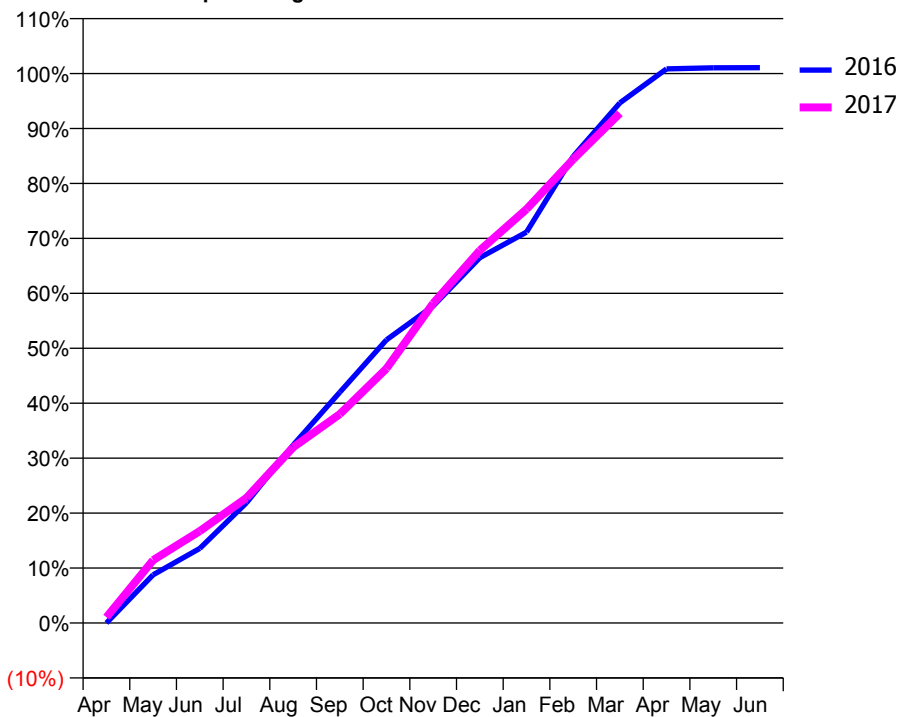
ACCESS*

Patients seen in 24 months	Total	Change since previous quarter
Quarter ending March 2016	1,483	
Quarter ending June 2016	1,486	→
Quarter ending September 2016	1,482	→
Quarter ending December 2016	1,494	→
Quarter ending March 2017	1,505	→
Variance since March 2016	1.5%	→



ACTIVITY

Cumulative percentage of contracted UDA delivered 2016 & 2017



Month	Adjusted Scheduled Activity (UDA)	
	2016	2017
April	0	38
May	316	412
June	489	603
July	788	821
August	1,167	1,152
September	1,513	1,369
October	1,856	1,668
November	2,078	2,096
December	2,395	2,443
January	2,562	2,713
February	3,059	3,039
March	3,410	3,341
April	3,632	
May	3,639	
June	3,640	

QUALITY

	Quantity	Base Number	Contract	AT	Region	England
% of FP17s for the same patient ID Re-attending within 3 months - Children	25	512	4.9%	11.5%	13.3%	12.3%
% of FP17s for the same patient ID Re-attending within 3 months - Adults	161	1,514	10.6%	15.6%	17.3%	16.7%
% of FP17s for the same patient ID Re-attending between 3 & 9 months - Children	286	512	55.9%	57.3%	58.9%	57.6%
% of FP17s for the same patient ID Re-attending between 3 & 9 months - Adults	797	1,514	52.6%	52.0%	52.2%	50.1%
% of FP17s for Band 1 Urgent Courses	157	1,897	8.3%	8.2%	9.2%	9.1%
% of FP17s Relating to Free Repair or Replacements	12	1,897	0.6%	1.2%	1.0%	0.8%
% of FP17s Relating to Continuations	8	1,897	0.4%	1.6%	1.4%	1.2%
% of Patients satisfied with the dentistry they have received	4	4	N/A	93.3%	93.1%	92.8%
% of Patients satisfied with the time they had to wait for an appointment	4	4	N/A	90.4%	89.5%	88.7%

* This is based on patients treated on this contract for their most recent course of treatment. Figures in italics indicate the base number of FP17s or Patient Questionnaire responses are less than 100. N/A is shown where the base number of responses is less than 10 during the period. % is calculated as Quantity/Base number*100

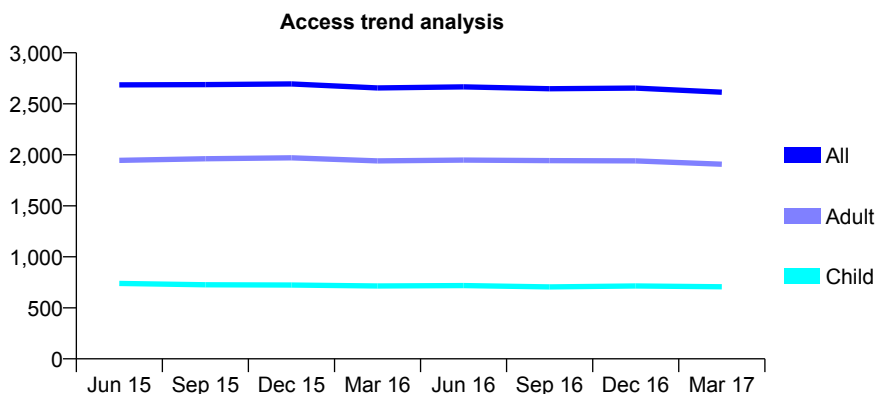
Q49 - Vital Signs At a Glance Contract Report for 674338/0001 - March 2017

Name or company name	MRS LJ HUNTER
Contract type name	GDS Contract
Purpose of contract	General
Contract start date	01/04/2006
Contract end date	

16/17 Contracted general activity (UDA)	8,826
Carry forward general activity (UDA)	13
16/17 Contracted orthodontic activity (UOA)	0
Carry forward orthodontic activity (UOA)	0
Baseline contract value	£241,546.33

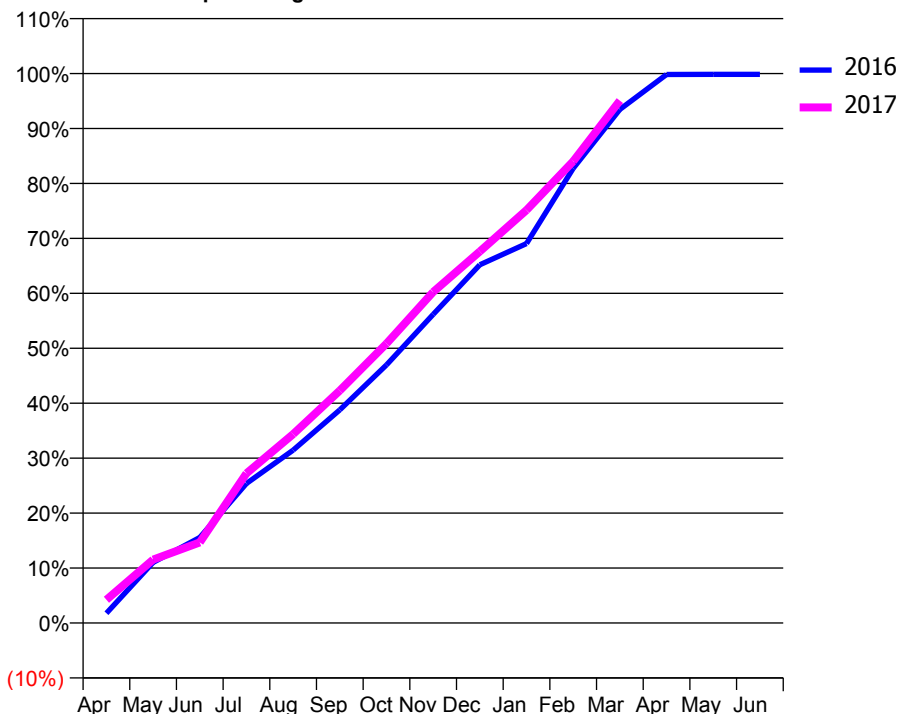
ACCESS*

Patients seen in 24 months	Total	Change since previous quarter
Quarter ending March 2016	2,656	
Quarter ending June 2016	2,666	→
Quarter ending September 2016	2,648	→
Quarter ending December 2016	2,654	→
Quarter ending March 2017	2,614	↓
Variance since March 2016	(1.6%)	↓



ACTIVITY

Cumulative percentage of contracted UDA delivered 2016 & 2017



Month	Adjusted Scheduled Activity (UDA)	
	2016	2017
April	157	373
May	974	1,018
June	1,374	1,295
July	2,241	2,404
August	2,777	3,033
September	3,425	3,733
October	4,146	4,488
November	4,957	5,318
December	5,753	5,968
January	6,094	6,632
February	7,302	7,416
March	8,250	8,390
April	8,811	
May	8,813	
June	8,813	

QUALITY

	Quantity	Base Number	Contract	AT	Region	England
% of FP17s for the same patient ID Re-attending within 3 months - Children	101	1,020	9.9%	11.5%	13.3%	12.3%
% of FP17s for the same patient ID Re-attending within 3 months - Adults	392	2,467	15.9%	15.6%	17.3%	16.7%
% of FP17s for the same patient ID Re-attending between 3 & 9 months - Children	562	1,020	55.1%	57.3%	58.9%	57.6%
% of FP17s for the same patient ID Re-attending between 3 & 9 months - Adults	1,196	2,467	48.5%	52.0%	52.2%	50.1%
% of FP17s for Band 1 Urgent Courses	116	3,310	3.5%	8.2%	9.2%	9.1%
% of FP17s Relating to Free Repair or Replacements	98	3,310	3.0%	1.2%	1.0%	0.8%
% of FP17s Relating to Continuations	34	3,310	1.0%	1.6%	1.4%	1.2%
% of Patients satisfied with the dentistry they have received	2	2	N/A	93.3%	93.1%	92.8%
% of Patients satisfied with the time they had to wait for an appointment	1	2	N/A	90.4%	89.5%	88.7%

* This is based on patients treated on this contract for their most recent course of treatment. Figures in italics indicate the base number of FP17s or Patient Questionnaire responses are less than 100. N/A is shown where the base number of responses is less than 10 during the period. % is calculated as Quantity/Base number*100

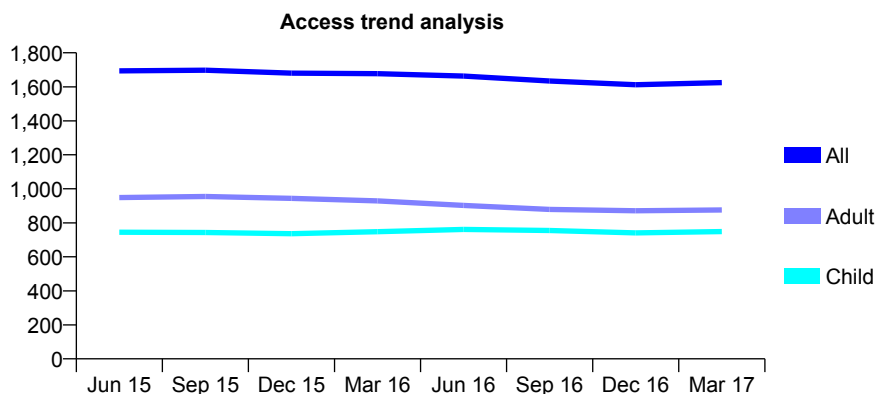
Q49 - Vital Signs At a Glance Contract Report for 676098/0001 - March 2017

Name or company name	MR BS LIVERSIDGE
Contract type name	GDS Contract
Purpose of contract	General
Contract start date	01/04/2006
Contract end date	

16/17 Contracted general activity (UDA)	6,054
Carry forward general activity (UDA)	0
16/17 Contracted orthodontic activity (UOA)	0
Carry forward orthodontic activity (UOA)	0
Baseline contract value	£153,566.49

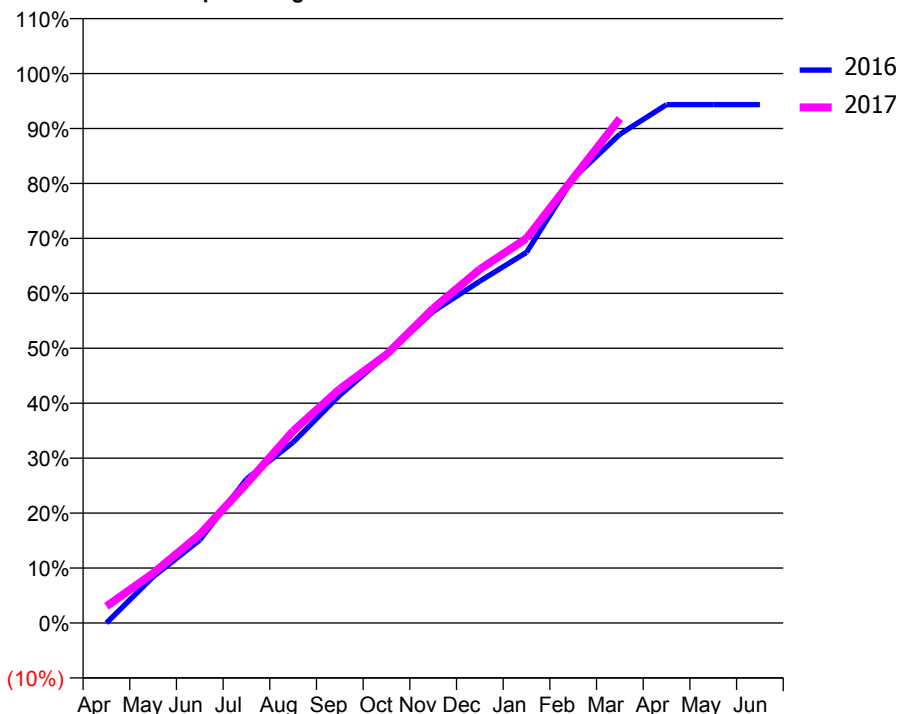
ACCESS*

Patients seen in 24 months	Total	Change since previous quarter
Quarter ending March 2016	1,677	
Quarter ending June 2016	1,663	→
Quarter ending September 2016	1,634	↓
Quarter ending December 2016	1,612	↓
Quarter ending March 2017	1,625	→
Variance since March 2016	(3.1%)	↓



ACTIVITY

Cumulative percentage of contracted UDA delivered 2016 & 2017



Month	Adjusted Scheduled Activity (UDA)	
	2016	2017
April	0	185
May	508	549
June	914	977
July	1,585	1,534
August	1,991	2,116
September	2,510	2,579
October	2,957	2,959
November	3,433	3,467
December	3,766	3,896
January	4,083	4,238
February	4,901	4,900
March	5,385	5,558
April	5,711	
May	5,711	
June	5,711	

QUALITY

	Quantity	Base Number	Contract	AT	Region	England
% of FP17s for the same patient ID Re-attending within 3 months - Children	49	936	5.2%	11.5%	13.3%	12.3%
% of FP17s for the same patient ID Re-attending within 3 months - Adults	150	997	15.0%	15.6%	17.3%	16.7%
% of FP17s for the same patient ID Re-attending between 3 & 9 months - Children	438	936	46.8%	57.3%	58.9%	57.6%
% of FP17s for the same patient ID Re-attending between 3 & 9 months - Adults	415	997	41.6%	52.0%	52.2%	50.1%
% of FP17s for Band 1 Urgent Courses	86	1,831	4.7%	8.2%	9.2%	9.1%
% of FP17s Relating to Free Repair or Replacements	0	1,831	0.0%	1.2%	1.0%	0.8%
% of FP17s Relating to Continuations	0	1,831	0.0%	1.6%	1.4%	1.2%
% of Patients satisfied with the dentistry they have received	3	3	N/A	93.3%	93.1%	92.8%
% of Patients satisfied with the time they had to wait for an appointment	2	3	N/A	90.4%	89.5%	88.7%

* This is based on patients treated on this contract for their most recent course of treatment. Figures in italics indicate the base number of FP17s or Patient Questionnaire responses are less than 100. N/A is shown where the base number of responses is less than 10 during the period. % is calculated as Quantity/Base number*100

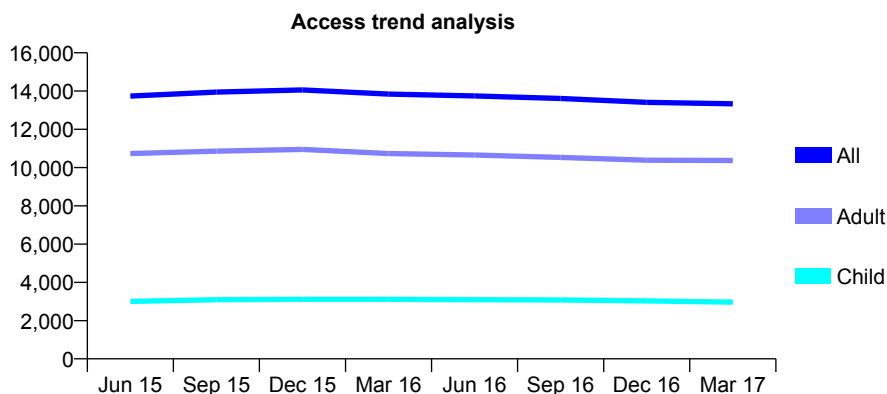
Q49 - Vital Signs At a Glance Contract Report for 678457/0001 - March 2017

Name or company name	MR LA NIGHTINGALE
Contract type name	GDS Contract
Purpose of contract	General
Contract start date	01/04/2006
Contract end date	

16/17 Contracted general activity (UDA)	40,844
Carry forward general activity (UDA)	1,006
16/17 Contracted orthodontic activity (UOA)	0
Carry forward orthodontic activity (UOA)	0
Baseline contract value	£977,435.02

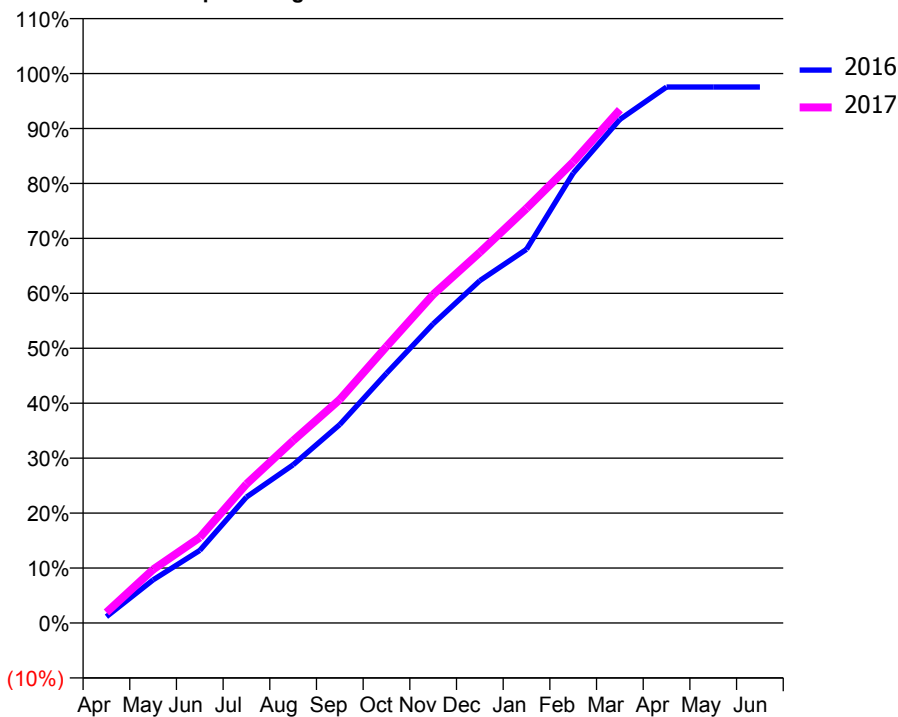
ACCESS*

Patients seen in 24 months	Total	Change since previous quarter
Quarter ending March 2016	13,845	
Quarter ending June 2016	13,747	→
Quarter ending September 2016	13,614	→
Quarter ending December 2016	13,409	↓
Quarter ending March 2017	13,336	→
Variance since March 2016	(3.7%)	↓



ACTIVITY

Cumulative percentage of contracted UDA delivered 2016 & 2017



Month	Adjusted Scheduled Activity (UDA)	
	2016	2017
April	467	790
May	3,202	3,975
June	5,401	6,362
July	9,360	10,329
August	11,760	13,557
September	14,755	16,613
October	18,562	20,547
November	22,241	24,417
December	25,452	27,547
January	27,773	30,816
February	33,432	34,273
March	37,427	38,154
April	39,839	
May	39,838	
June	39,838	

QUALITY

	Quantity	Base Number	Contract	AT	Region	England
% of FP17s for the same patient ID Re-attending within 3 months - Children	366	4,501	8.1%	11.5%	13.3%	12.3%
% of FP17s for the same patient ID Re-attending within 3 months - Adults	2,691	15,710	17.1%	15.6%	17.3%	16.7%
% of FP17s for the same patient ID Re-attending between 3 & 9 months - Children	2,563	4,501	56.9%	57.3%	58.9%	57.6%
% of FP17s for the same patient ID Re-attending between 3 & 9 months - Adults	8,824	15,710	56.2%	52.0%	52.2%	50.1%
% of FP17s for Band 1 Urgent Courses	1,361	18,895	7.2%	8.2%	9.2%	9.1%
% of FP17s Relating to Free Repair or Replacements	186	18,895	1.0%	1.2%	1.0%	0.8%
% of FP17s Relating to Continuations	497	18,895	2.6%	1.6%	1.4%	1.2%
% of Patients satisfied with the dentistry they have received	25	27	92.6%	93.3%	93.1%	92.8%
% of Patients satisfied with the time they had to wait for an appointment	26	27	96.3%	90.4%	89.5%	88.7%

* This is based on patients treated on this contract for their most recent course of treatment. Figures in italics indicate the base number of FP17s or Patient Questionnaire responses are less than 100. N/A is shown where the base number of responses is less than 10 during the period. % is calculated as Quantity/Base number*100

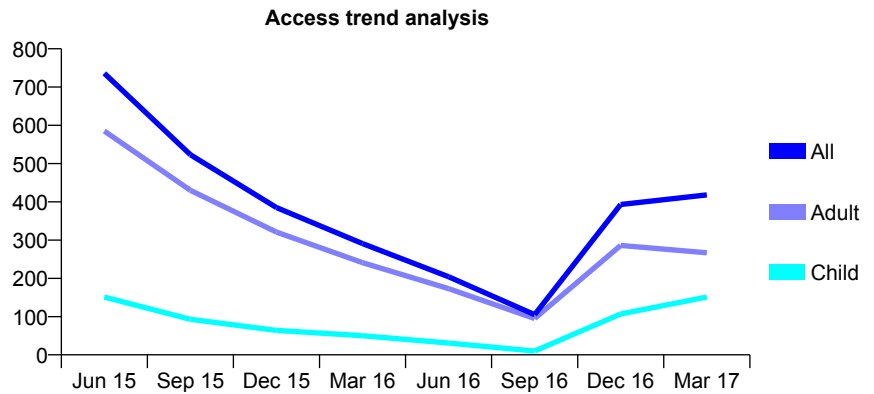
Q49 - Vital Signs At a Glance Contract Report for 678457/0002 - March 2017

Name or company name	MR LA NIGHTINGALE
Contract type name	GDS Contract
Purpose of contract	General
Contract start date	01/04/2008
Contract end date	

16/17 Contracted general activity (UDA)	6,954
Carry forward general activity (UDA)	0
16/17 Contracted orthodontic activity (UOA)	0
Carry forward orthodontic activity (UOA)	0
Baseline contract value	£149,152.75

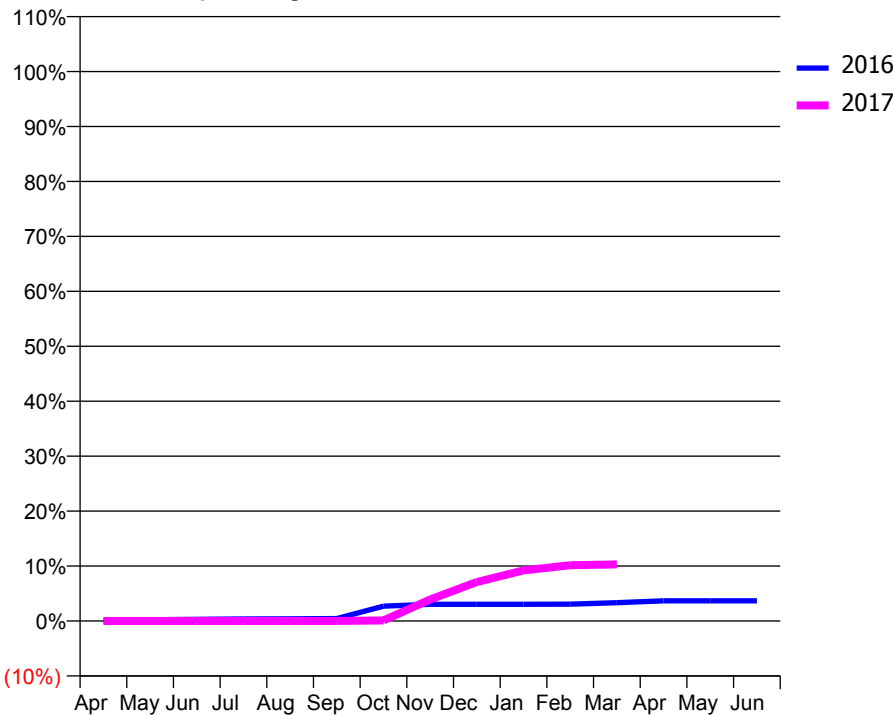
ACCESS*

Patients seen in 24 months	Total	Change since previous quarter
Quarter ending March 2016	291	
Quarter ending June 2016	204	↓
Quarter ending September 2016	105	↓
Quarter ending December 2016	393	↑
Quarter ending March 2017	418	↑
Variance since March 2016	43.6%	↑



ACTIVITY

Cumulative percentage of contracted UDA delivered 2016 & 2017



Month	Adjusted Scheduled Activity (UDA)	
	2016	2017
April	2	0
May	15	0
June	21	0
July	27	0
August	28	0
September	32	0
October	188	7
November	213	273
December	213	493
January	213	640
February	214	706
March	232	716
April	256	
May	256	
June	256	

QUALITY

	Quantity	Base Number	Contract	AT	Region	England
% of FP17s for the same patient ID Re-attending within 3 months - Children	0	184	0.0%	11.5%	13.3%	12.3%
% of FP17s for the same patient ID Re-attending within 3 months - Adults	4	322	1.2%	15.6%	17.3%	16.7%
% of FP17s for the same patient ID Re-attending between 3 & 9 months - Children	1	184	0.5%	57.3%	58.9%	57.6%
% of FP17s for the same patient ID Re-attending between 3 & 9 months - Adults	0	322	0.0%	52.0%	52.2%	50.1%
% of FP17s for Band 1 Urgent Courses	21	504	4.2%	8.2%	9.2%	9.1%
% of FP17s Relating to Free Repair or Replacements	0	504	0.0%	1.2%	1.0%	0.8%
% of FP17s Relating to Continuations	8	504	1.6%	1.6%	1.4%	1.2%
% of Patients satisfied with the dentistry they have received	1	1	N/A	93.3%	93.1%	92.8%
% of Patients satisfied with the time they had to wait for an appointment	1	1	N/A	90.4%	89.5%	88.7%

* This is based on patients treated on this contract for their most recent course of treatment. Figures in italics indicate the base number of FP17s or Patient Questionnaire responses are less than 100. N/A is shown where the base number of responses is less than 10 during the period. % is calculated as Quantity/Base number*100

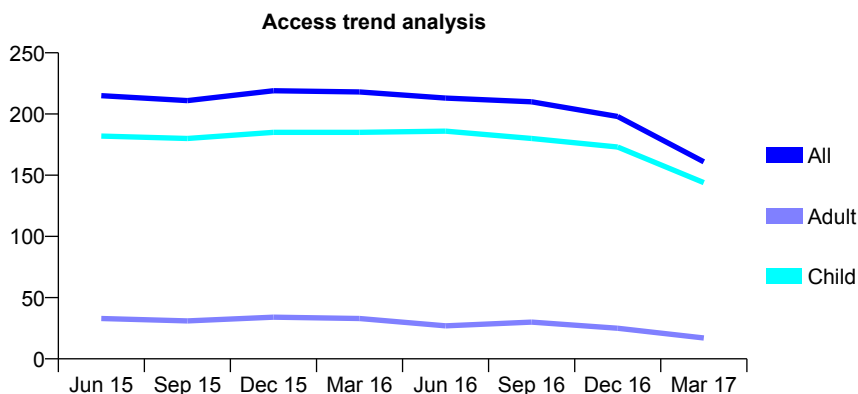
Q49 - Vital Signs At a Glance Contract Report for 683949/0001 - March 2017

Name or company name	MRS ME FORSMAN
Contract type name	GDS Contract
Purpose of contract	General
Contract start date	01/04/2006
Contract end date	

16/17 Contracted general activity (UDA)	300
Carry forward general activity (UDA)	0
16/17 Contracted orthodontic activity (UOA)	0
Carry forward orthodontic activity (UOA)	0
Baseline contract value	£7,492.08

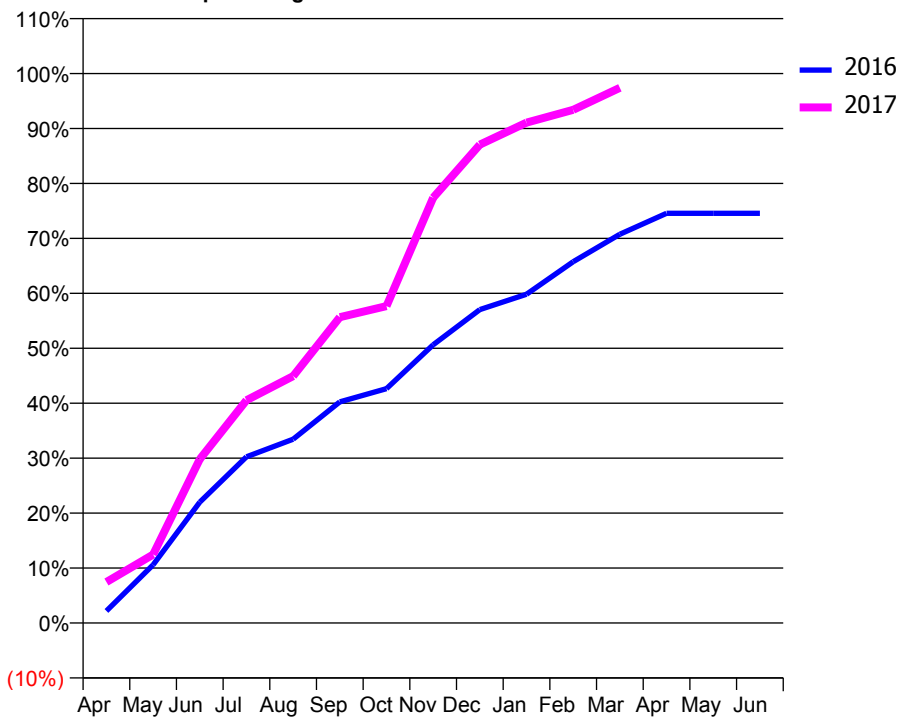
ACCESS*

Patients seen in 24 months	Total	Change since previous quarter
Quarter ending March 2016	218	
Quarter ending June 2016	213	↓
Quarter ending September 2016	210	↓
Quarter ending December 2016	198	↓
Quarter ending March 2017	161	↓
Variance since March 2016	(26.1%)	↓



ACTIVITY

Cumulative percentage of contracted UDA delivered 2016 & 2017



Adjusted Scheduled Activity (UDA)

Month	2016	2017
April	11	22
May	53	37
June	110	89
July	151	122
August	167	135
September	201	167
October	213	173
November	253	232
December	285	261
January	299	273
February	329	280
March	354	292
April	373	
May	373	
June	373	

QUALITY

	Quantity	Base Number	Contract	AT	Region	England
% of FP17s for the same patient ID Re-attending within 3 months - Children	11	196	5.6%	11.5%	13.3%	12.3%
% of FP17s for the same patient ID Re-attending within 3 months - Adults	0	8	0.0%	15.6%	17.3%	16.7%
% of FP17s for the same patient ID Re-attending between 3 & 9 months - Children	106	196	54.1%	57.3%	58.9%	57.6%
% of FP17s for the same patient ID Re-attending between 3 & 9 months - Adults	2	8	25.0%	52.0%	52.2%	50.1%
% of FP17s for Band 1 Urgent Courses	6	191	3.1%	8.2%	9.2%	9.1%
% of FP17s Relating to Free Repair or Replacements	0	191	0.0%	1.2%	1.0%	0.8%
% of FP17s Relating to Continuations	0	191	0.0%	1.6%	1.4%	1.2%
% of Patients satisfied with the dentistry they have received	0	0	N/A	93.3%	93.1%	92.8%
% of Patients satisfied with the time they had to wait for an appointment	0	0	N/A	90.4%	89.5%	88.7%

* This is based on patients treated on this contract for their most recent course of treatment. Figures in italics indicate the base number of FP17s or Patient Questionnaire responses are less than 100. N/A is shown where the base number of responses is less than 10 during the period. % is calculated as Quantity/Base number*100

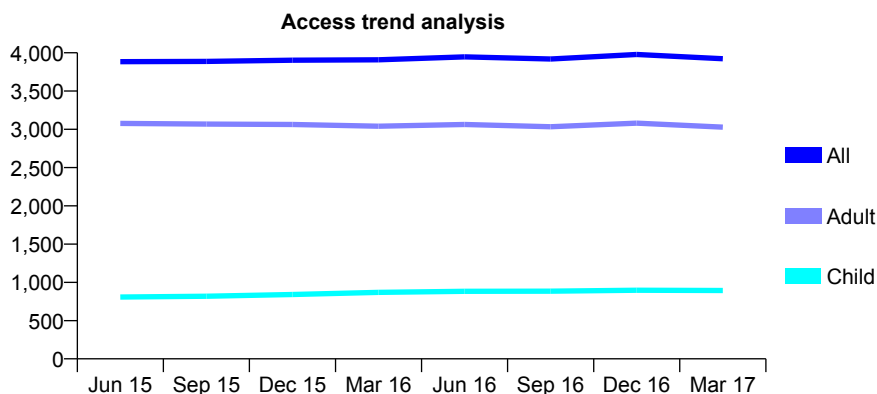
Q49 - Vital Signs At a Glance Contract Report for 688703/0001 - March 2017

Name or company name	MR KA NIGHTINGALE
Contract type name	GDS Contract
Purpose of contract	General
Contract start date	01/04/2006
Contract end date	

16/17 Contracted general activity (UDA)	13,450
Carry forward general activity (UDA)	-13
16/17 Contracted orthodontic activity (UOA)	0
Carry forward orthodontic activity (UOA)	0
Baseline contract value	£311,255.33

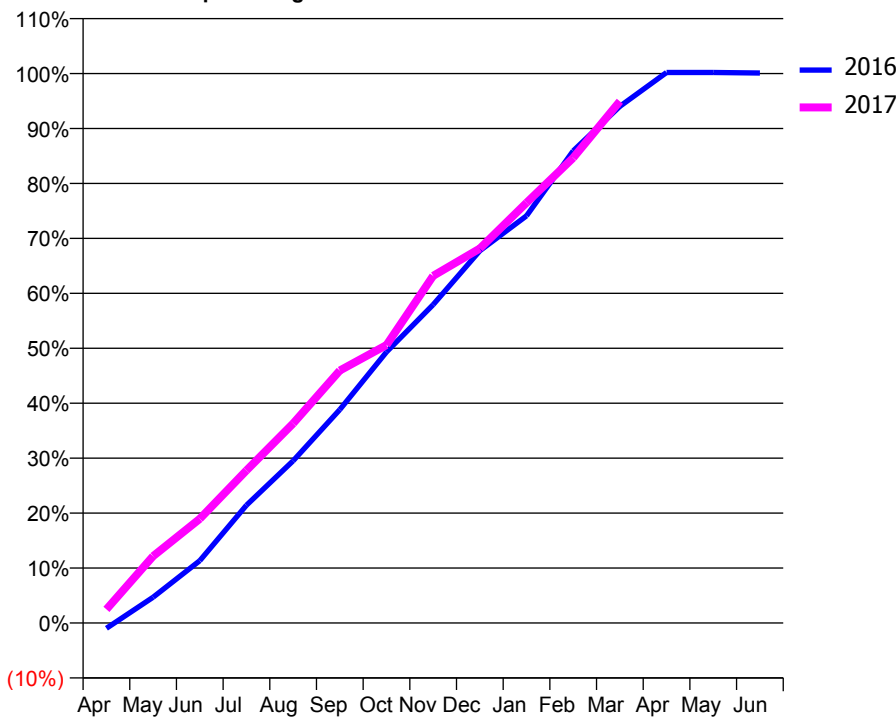
ACCESS*

Patients seen in 24 months	Total	Change since previous quarter
Quarter ending March 2016	3,909	
Quarter ending June 2016	3,947	→
Quarter ending September 2016	3,919	→
Quarter ending December 2016	3,978	→
Quarter ending March 2017	3,922	↓
Variance since March 2016	0.3%	→



ACTIVITY

Cumulative percentage of contracted UDA delivered 2016 & 2017



Month	Adjusted Scheduled Activity (UDA)	
	2016	2017
April	-134	334
May	631	1,636
June	1,527	2,549
July	2,884	3,736
August	3,972	4,885
September	5,225	6,179
October	6,632	6,804
November	7,793	8,497
December	9,112	9,165
January	9,966	10,286
February	11,556	11,385
March	12,645	12,770
April	13,475	
May	13,475	
June	13,463	

QUALITY

	Quantity	Base Number	Contract	AT	Region	England
% of FP17s for the same patient ID Re-attending within 3 months - Children	37	1,009	3.7%	11.5%	13.3%	12.3%
% of FP17s for the same patient ID Re-attending within 3 months - Adults	324	3,482	9.3%	15.6%	17.3%	16.7%
% of FP17s for the same patient ID Re-attending between 3 & 9 months - Children	459	1,009	45.5%	57.3%	58.9%	57.6%
% of FP17s for the same patient ID Re-attending between 3 & 9 months - Adults	1,540	3,482	44.2%	52.0%	52.2%	50.1%
% of FP17s for Band 1 Urgent Courses	258	4,233	6.1%	8.2%	9.2%	9.1%
% of FP17s Relating to Free Repair or Replacements	27	4,233	0.6%	1.2%	1.0%	0.8%
% of FP17s Relating to Continuations	52	4,233	1.2%	1.6%	1.4%	1.2%
% of Patients satisfied with the dentistry they have received	29	30	96.7%	93.3%	93.1%	92.8%
% of Patients satisfied with the time they had to wait for an appointment	28	30	93.3%	90.4%	89.5%	88.7%

* This is based on patients treated on this contract for their most recent course of treatment. Figures in italics indicate the base number of FP17s or Patient Questionnaire responses are less than 100. N/A is shown where the base number of responses is less than 10 during the period. % is calculated as Quantity/Base number*100

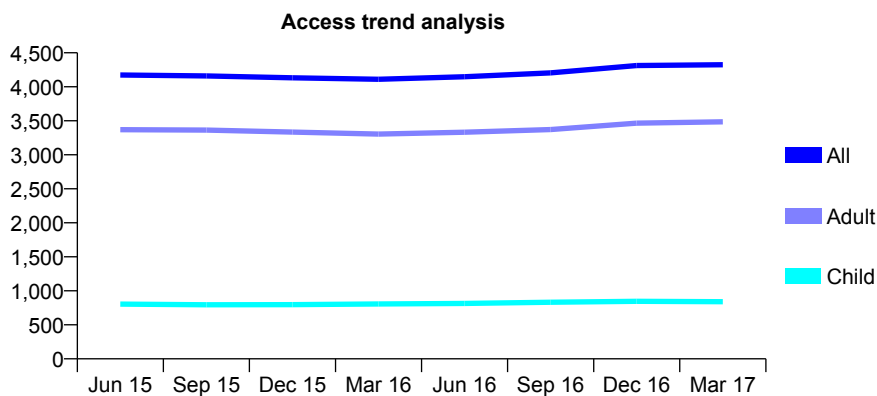
Q49 - Vital Signs At a Glance Contract Report for 688703/0005 - March 2017

Name or company name	MR KA NIGHTINGALE
Contract type name	GDS Contract
Purpose of contract	General
Contract start date	29/11/2010
Contract end date	

16/17 Contracted general activity (UDA)	15,000
Carry forward general activity (UDA)	-48
16/17 Contracted orthodontic activity (UOA)	0
Carry forward orthodontic activity (UOA)	0
Baseline contract value	£378,466.77

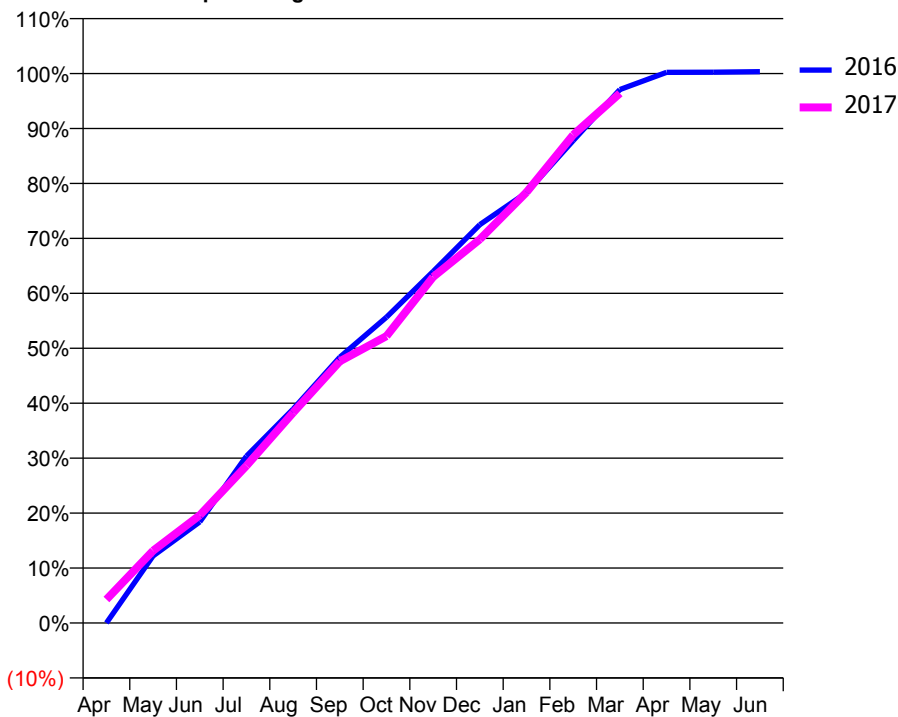
ACCESS*

Patients seen in 24 months	Total	Change since previous quarter
Quarter ending March 2016	4,110	
Quarter ending June 2016	4,148	→
Quarter ending September 2016	4,204	→
Quarter ending December 2016	4,312	↑
Quarter ending March 2017	4,325	→
Variance since March 2016	5.2%	↑



ACTIVITY

Cumulative percentage of contracted UDA delivered 2016 & 2017



Month	Adjusted Scheduled Activity (UDA)	
	2016	2017
April	0	642
May	1,834	1,973
June	2,762	2,943
July	4,554	4,295
August	5,840	5,741
September	7,258	7,142
October	8,349	7,831
November	9,596	9,448
December	10,875	10,473
January	11,749	11,760
February	13,169	13,324
March	14,561	14,460
April	15,032	
May	15,035	
June	15,048	

QUALITY

	Quantity	Base Number	Contract	AT	Region	England
% of FP17s for the same patient ID Re-attending within 3 months - Children	53	1,058	5.0%	11.5%	13.3%	12.3%
% of FP17s for the same patient ID Re-attending within 3 months - Adults	429	4,267	10.1%	15.6%	17.3%	16.7%
% of FP17s for the same patient ID Re-attending between 3 & 9 months - Children	488	1,058	46.1%	57.3%	58.9%	57.6%
% of FP17s for the same patient ID Re-attending between 3 & 9 months - Adults	1,999	4,267	46.8%	52.0%	52.2%	50.1%
% of FP17s for Band 1 Urgent Courses	387	5,150	7.5%	8.2%	9.2%	9.1%
% of FP17s Relating to Free Repair or Replacements	41	5,150	0.8%	1.2%	1.0%	0.8%
% of FP17s Relating to Continuations	81	5,150	1.6%	1.6%	1.4%	1.2%
% of Patients satisfied with the dentistry they have received	6	7	N/A	93.3%	93.1%	92.8%
% of Patients satisfied with the time they had to wait for an appointment	6	7	N/A	90.4%	89.5%	88.7%

* This is based on patients treated on this contract for their most recent course of treatment. Figures in italics indicate the base number of FP17s or Patient Questionnaire responses are less than 100. N/A is shown where the base number of responses is less than 10 during the period. % is calculated as Quantity/Base number*100

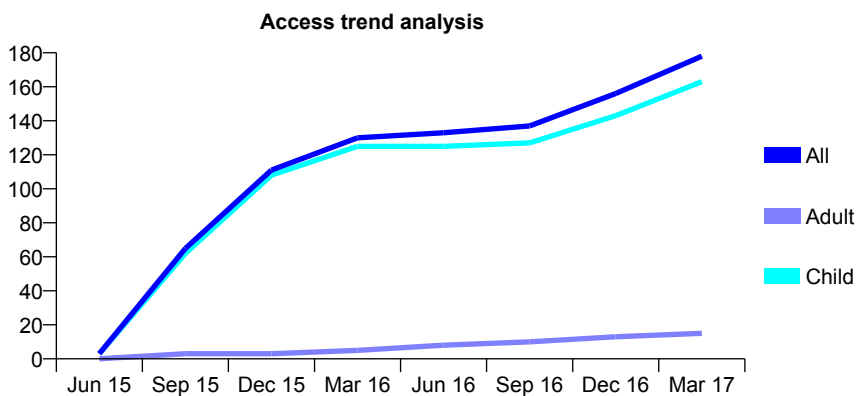
Q49 - Vital Signs At a Glance Contract Report for 701181/0001 - March 2017

Name or company name	MR KN MIRZA
Contract type name	GDS Contract
Purpose of contract	General
Contract start date	01/06/2015
Contract end date	

16/17 Contracted general activity (UDA)	400
Carry forward general activity (UDA)	0
16/17 Contracted orthodontic activity (UOA)	0
Carry forward orthodontic activity (UOA)	0
Baseline contract value	£9,455.81

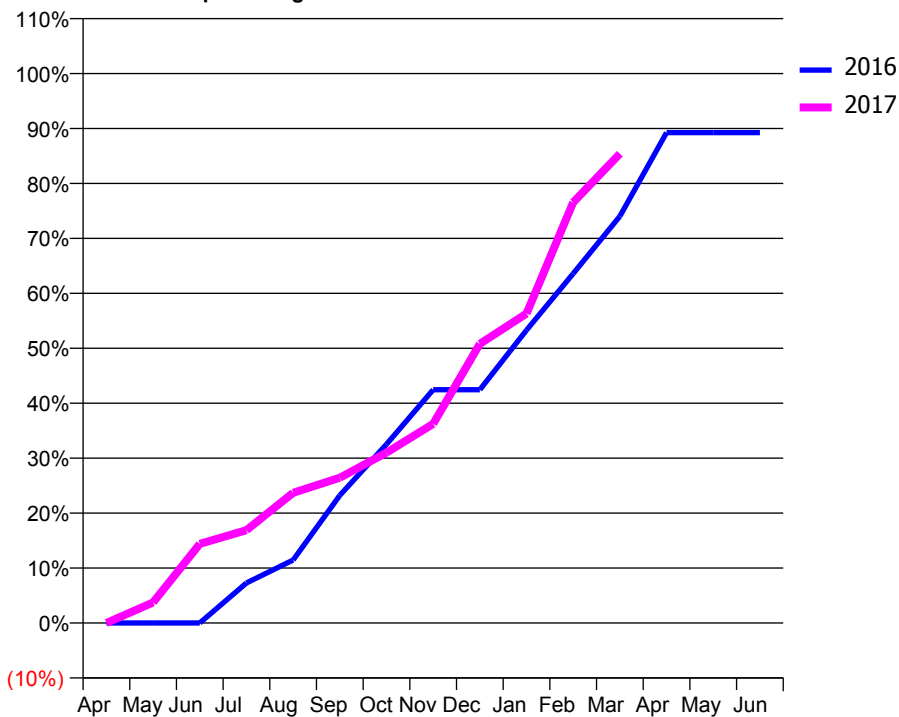
ACCESS*

Patients seen in 24 months	Total	Change since previous quarter
Quarter ending March 2016	130	
Quarter ending June 2016	133	↑
Quarter ending September 2016	137	↑
Quarter ending December 2016	156	↑
Quarter ending March 2017	178	↑
Variance since March 2016	36.9%	↑



ACTIVITY

Cumulative percentage of contracted UDA delivered 2016 & 2017



Month	Adjusted Scheduled Activity (UDA)	
	2016	2017
April	0	0
May	0	15
June	0	58
July	24	68
August	38	95
September	78	106
October	109	124
November	142	145
December	142	203
January	179	225
February	213	306
March	248	342
April	299	
May	299	
June	299	

QUALITY

	Quantity	Base Number	Contract	AT	Region	England
% of FP17s for the same patient ID Re-attending within 3 months - Children	14	232	6.0%	11.5%	13.3%	12.3%
% of FP17s for the same patient ID Re-attending within 3 months - Adults	0	1	0.0%	15.6%	17.3%	16.7%
% of FP17s for the same patient ID Re-attending between 3 & 9 months - Children	113	232	48.7%	57.3%	58.9%	57.6%
% of FP17s for the same patient ID Re-attending between 3 & 9 months - Adults	1	1	100.0%	52.0%	52.2%	50.1%
% of FP17s for Band 1 Urgent Courses	8	214	3.7%	8.2%	9.2%	9.1%
% of FP17s Relating to Free Repair or Replacements	0	214	0.0%	1.2%	1.0%	0.8%
% of FP17s Relating to Continuations	0	214	0.0%	1.6%	1.4%	1.2%
% of Patients satisfied with the dentistry they have received	0	0	N/A	93.3%	93.1%	92.8%
% of Patients satisfied with the time they had to wait for an appointment	0	0	N/A	90.4%	89.5%	88.7%

* This is based on patients treated on this contract for their most recent course of treatment. Figures in italics indicate the base number of FP17s or Patient Questionnaire responses are less than 100. N/A is shown where the base number of responses is less than 10 during the period. % is calculated as Quantity/Base number*100

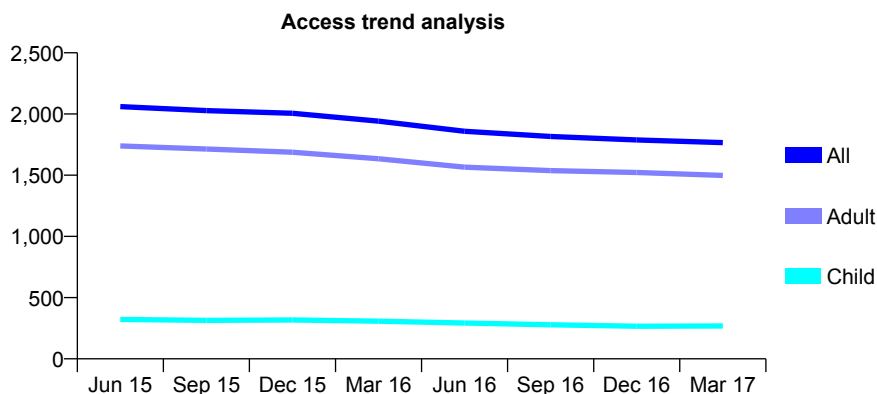
Q49 - Vital Signs At a Glance Contract Report for 716367/0001 - March 2017

Name or company name	MR FM CONCEICA SEQUEIRA
Contract type name	GDS Contract
Purpose of contract	General
Contract start date	01/04/2012
Contract end date	

16/17 Contracted general activity (UDA)	8,000
Carry forward general activity (UDA)	0
16/17 Contracted orthodontic activity (UOA)	0
Carry forward orthodontic activity (UOA)	0
Baseline contract value	£173,205.25

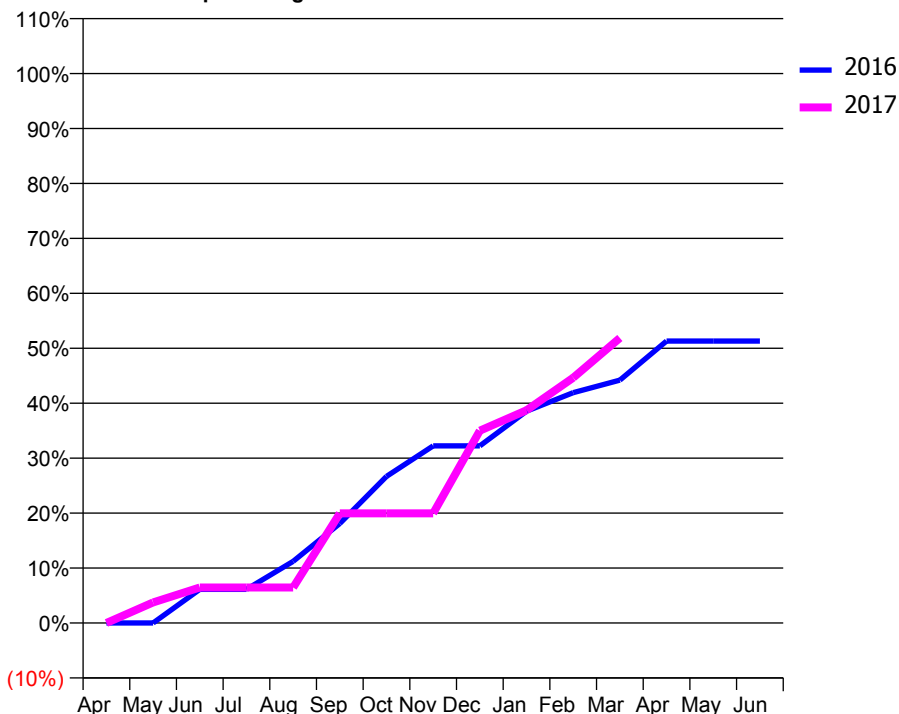
ACCESS*

Patients seen in 24 months	Total	Change since previous quarter
Quarter ending March 2016	1,942	
Quarter ending June 2016	1,859	↓
Quarter ending September 2016	1,816	↓
Quarter ending December 2016	1,788	↓
Quarter ending March 2017	1,766	↓
Variance since March 2016	(9.1%)	↓



ACTIVITY

Cumulative percentage of contracted UDA delivered 2016 & 2017



Month	Adjusted Scheduled Activity (UDA)	
	2016	2017
April	0	0
May	0	300
June	490	517
July	490	517
August	898	517
September	1,448	1,597
October	2,134	1,597
November	2,579	1,597
December	2,579	2,800
January	3,084	3,097
February	3,353	3,571
March	3,537	4,149
April	4,106	
May	4,106	
June	4,106	

QUALITY

	Quantity	Base Number	Contract	AT	Region	England
% of FP17s for the same patient ID Re-attending within 3 months - Children	19	360	5.3%	11.5%	13.3%	12.3%
% of FP17s for the same patient ID Re-attending within 3 months - Adults	232	2,091	11.1%	15.6%	17.3%	16.7%
% of FP17s for the same patient ID Re-attending between 3 & 9 months - Children	168	360	46.7%	57.3%	58.9%	57.6%
% of FP17s for the same patient ID Re-attending between 3 & 9 months - Adults	815	2,091	39.0%	52.0%	52.2%	50.1%
% of FP17s for Band 1 Urgent Courses	229	2,104	10.9%	8.2%	9.2%	9.1%
% of FP17s Relating to Free Repair or Replacements	9	2,104	0.4%	1.2%	1.0%	0.8%
% of FP17s Relating to Continuations	28	2,104	1.3%	1.6%	1.4%	1.2%
% of Patients satisfied with the dentistry they have received	2	3	N/A	93.3%	93.1%	92.8%
% of Patients satisfied with the time they had to wait for an appointment	1	3	N/A	90.4%	89.5%	88.7%

* This is based on patients treated on this contract for their most recent course of treatment. Figures in italics indicate the base number of FP17s or Patient Questionnaire responses are less than 100. N/A is shown where the base number of responses is less than 10 during the period. % is calculated as Quantity/Base number*100

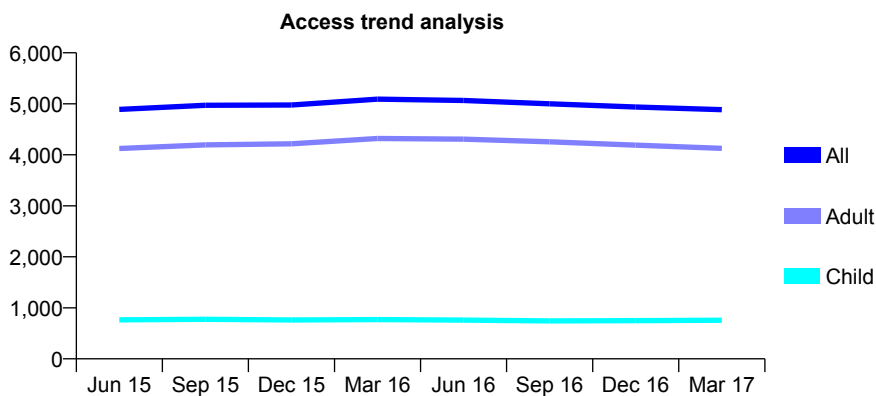
Q49 - Vital Signs At a Glance Contract Report for 724491/0002 - March 2017

Name or company name	MR NP COWELL
Contract type name	GDS Contract
Purpose of contract	General
Contract start date	01/04/2006
Contract end date	

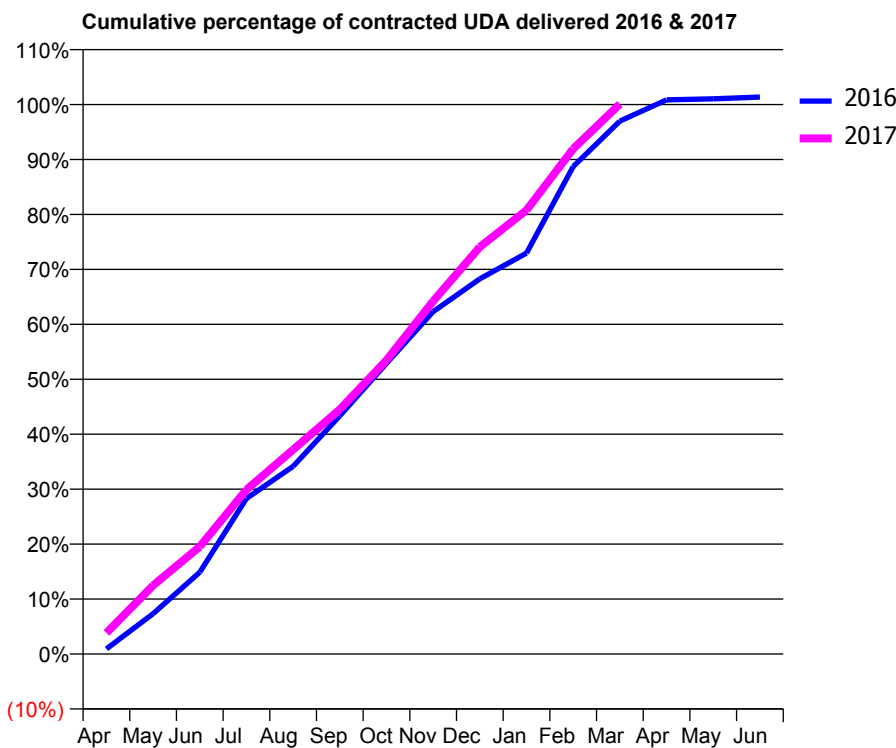
16/17 Contracted general activity (UDA)	15,203
Carry forward general activity (UDA)	0
16/17 Contracted orthodontic activity (UOA)	0
Carry forward orthodontic activity (UOA)	0
Baseline contract value	£359,390.27

ACCESS*

Patients seen in 24 months	Total	Change since previous quarter
Quarter ending March 2016	5,091	
Quarter ending June 2016	5,065	→
Quarter ending September 2016	5,001	↓
Quarter ending December 2016	4,938	↓
Quarter ending March 2017	4,885	↓
Variance since March 2016	(4.0%)	↓



ACTIVITY



Month	Adjusted Scheduled Activity (UDA)	
	2016	2017
April	141	585
May	1,115	1,897
June	2,263	2,972
July	4,304	4,546
August	5,194	5,652
September	6,591	6,767
October	8,040	8,130
November	9,473	9,764
December	10,379	11,261
January	11,092	12,279
February	13,485	13,976
March	14,743	15,217
April	15,332	
May	15,362	
June	15,410	

QUALITY

	Quantity	Base Number	Contract	AT	Region	England
% of FP17s for the same patient ID Re-attending within 3 months - Children	81	863	9.4%	11.5%	13.3%	12.3%
% of FP17s for the same patient ID Re-attending within 3 months - Adults	1,535	5,753	26.7%	15.6%	17.3%	16.7%
% of FP17s for the same patient ID Re-attending between 3 & 9 months - Children	278	863	32.2%	57.3%	58.9%	57.6%
% of FP17s for the same patient ID Re-attending between 3 & 9 months - Adults	1,931	5,753	33.6%	52.0%	52.2%	50.1%
% of FP17s for Band 1 Urgent Courses	1,041	6,335	16.4%	8.2%	9.2%	9.1%
% of FP17s Relating to Free Repair or Replacements	295	6,335	4.7%	1.2%	1.0%	0.8%
% of FP17s Relating to Continuations	295	6,335	4.7%	1.6%	1.4%	1.2%
% of Patients satisfied with the dentistry they have received	10	11	90.9%	93.3%	93.1%	92.8%
% of Patients satisfied with the time they had to wait for an appointment	9	11	81.8%	90.4%	89.5%	88.7%

* This is based on patients treated on this contract for their most recent course of treatment. Figures in italics indicate the base number of FP17s or Patient Questionnaire responses are less than 100. N/A is shown where the base number of responses is less than 10 during the period. % is calculated as Quantity/Base number*100

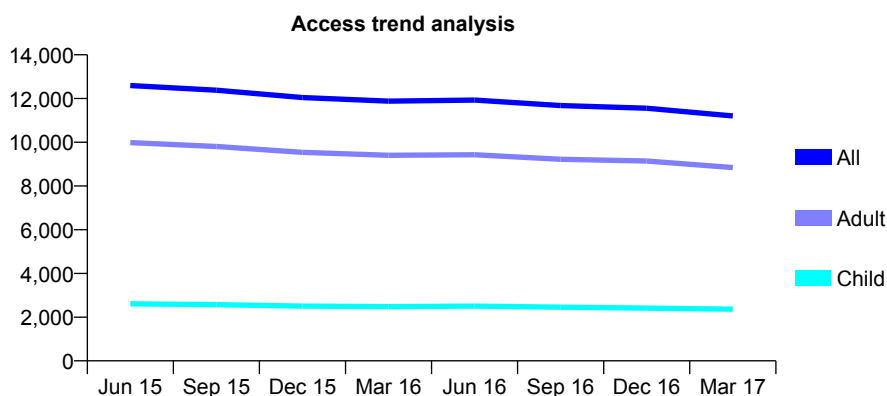
Q49 - Vital Signs At a Glance Contract Report for 724491/0003 - March 2017

Name or company name	Cavendish Dental Practice
Contract type name	GDS Contract
Purpose of contract	General
Contract start date	01/04/2006
Contract end date	

16/17 Contracted general activity (UDA)	33,996
Carry forward general activity (UDA)	-205
16/17 Contracted orthodontic activity (UOA)	0
Carry forward orthodontic activity (UOA)	0
Baseline contract value	£815,934.12

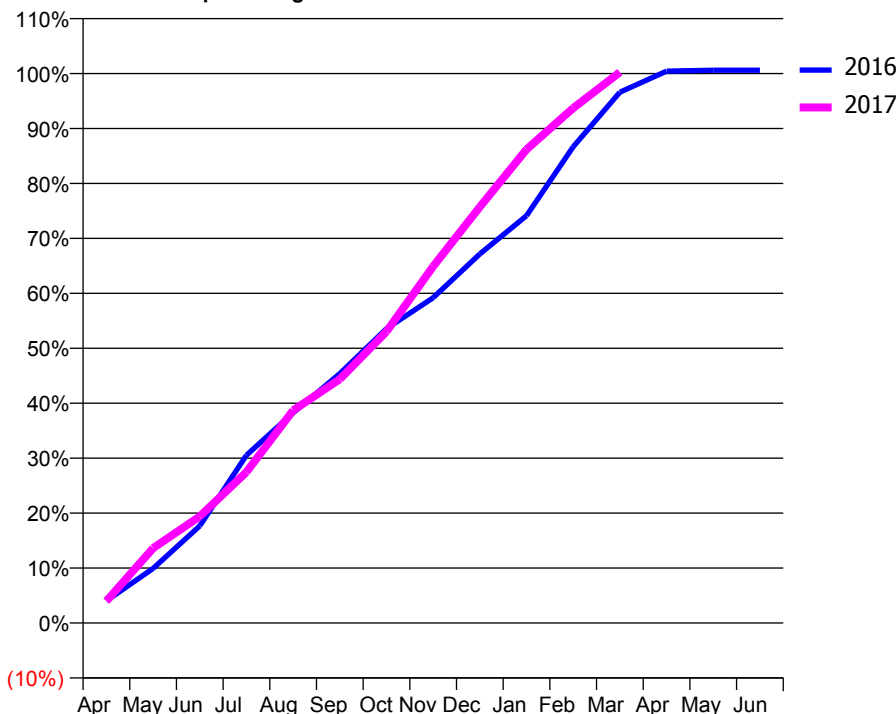
ACCESS*

Patients seen in 24 months	Total	Change since previous quarter
Quarter ending March 2016	11,878	
Quarter ending June 2016	11,930	→
Quarter ending September 2016	11,676	↓
Quarter ending December 2016	11,557	↓
Quarter ending March 2017	11,205	↓
Variance since March 2016	(5.7%)	↓



ACTIVITY

Cumulative percentage of contracted UDA delivered 2016 & 2017



Month	Adjusted Scheduled Activity (UDA)	
	2016	2017
April	1,375	1,360
May	3,380	4,631
June	6,011	6,598
July	10,379	9,345
August	13,009	13,153
September	15,428	15,081
October	18,208	18,027
November	20,122	22,065
December	22,834	25,741
January	25,202	29,298
February	29,461	31,854
March	32,835	34,074
April	34,145	
May	34,201	
June	34,201	

QUALITY

	Quantity	Base Number	Contract	AT	Region	England
% of FP17s for the same patient ID Re-attending within 3 months - Children	408	3,122	13.1%	11.5%	13.3%	12.3%
% of FP17s for the same patient ID Re-attending within 3 months - Adults	2,835	11,622	24.4%	15.6%	17.3%	16.7%
% of FP17s for the same patient ID Re-attending between 3 & 9 months - Children	1,150	3,122	36.8%	57.3%	58.9%	57.6%
% of FP17s for the same patient ID Re-attending between 3 & 9 months - Adults	4,113	11,622	35.4%	52.0%	52.2%	50.1%
% of FP17s for Band 1 Urgent Courses	2,147	14,167	15.2%	8.2%	9.2%	9.1%
% of FP17s Relating to Free Repair or Replacements	332	14,167	2.3%	1.2%	1.0%	0.8%
% of FP17s Relating to Continuations	394	14,167	2.8%	1.6%	1.4%	1.2%
% of Patients satisfied with the dentistry they have received	9	10	90.0%	93.3%	93.1%	92.8%
% of Patients satisfied with the time they had to wait for an appointment	10	10	100.0%	90.4%	89.5%	88.7%

* This is based on patients treated on this contract for their most recent course of treatment. Figures in italics indicate the base number of FP17s or Patient Questionnaire responses are less than 100. N/A is shown where the base number of responses is less than 10 during the period. % is calculated as Quantity/Base number*100

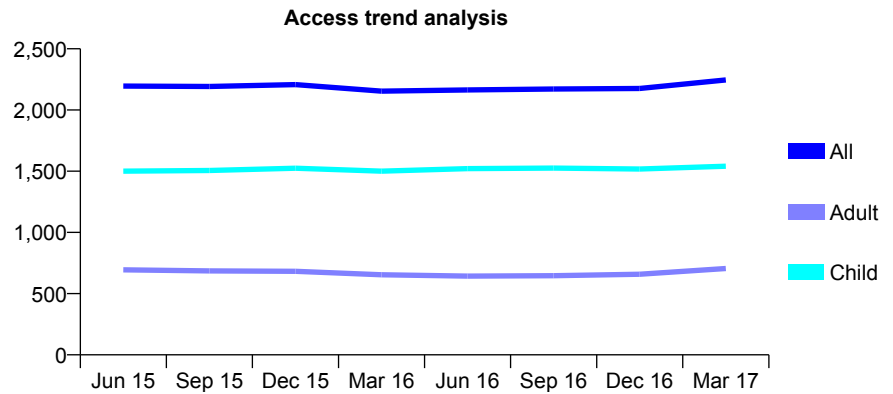
Q49 - Vital Signs At a Glance Contract Report for 729086/0001 - March 2017

Name or company name	Fir Tree Dental Practice
Contract type name	GDS Contract
Purpose of contract	General and Orthodontic
Contract start date	01/04/2006
Contract end date	

16/17 Contracted general activity (UDA)	5,518
Carry forward general activity (UDA)	0
16/17 Contracted orthodontic activity (UOA)	0
Carry forward orthodontic activity (UOA)	0
Baseline contract value	£132,006.62

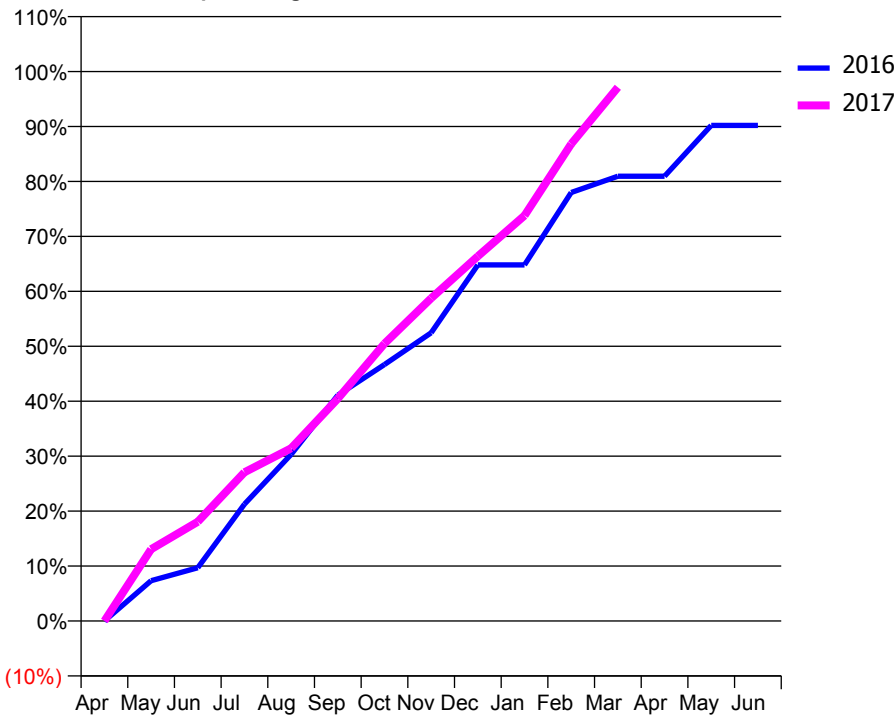
ACCESS*

Patients seen in 24 months	Total	Change since previous quarter
Quarter ending March 2016	2,154	
Quarter ending June 2016	2,164	→
Quarter ending September 2016	2,172	→
Quarter ending December 2016	2,176	→
Quarter ending March 2017	2,246	↑
Variance since March 2016	4.3%	↑



ACTIVITY

Cumulative percentage of contracted UDA delivered 2016 & 2017



Month	Adjusted Scheduled Activity (UDA)	
	2016	2017
April	0	0
May	450	721
June	594	996
July	1,301	1,494
August	1,855	1,735
September	2,514	2,233
October	2,855	2,785
November	3,210	3,241
December	3,965	3,663
January	3,965	4,071
February	4,771	4,791
March	4,953	5,359
April	4,953	
May	5,517	
June	5,518	

QUALITY

	Quantity	Base Number	Contract	AT	Region	England
% of FP17s for the same patient ID Re-attending within 3 months - Children	358	3,033	11.8%	11.5%	13.3%	12.3%
% of FP17s for the same patient ID Re-attending within 3 months - Adults	168	897	18.7%	15.6%	17.3%	16.7%
% of FP17s for the same patient ID Re-attending between 3 & 9 months - Children	2,102	3,033	69.3%	57.3%	58.9%	57.6%
% of FP17s for the same patient ID Re-attending between 3 & 9 months - Adults	436	897	48.6%	52.0%	52.2%	50.1%
% of FP17s for Band 1 Urgent Courses	245	3,537	6.9%	8.2%	9.2%	9.1%
% of FP17s Relating to Free Repair or Replacements	0	3,537	0.0%	1.2%	1.0%	0.8%
% of FP17s Relating to Continuations	7	3,537	0.2%	1.6%	1.4%	1.2%
% of Patients satisfied with the dentistry they have received	1	1	N/A	93.3%	93.1%	92.8%
% of Patients satisfied with the time they had to wait for an appointment	1	1	N/A	90.4%	89.5%	88.7%

* This is based on patients treated on this contract for their most recent course of treatment. Figures in italics indicate the base number of FP17s or Patient Questionnaire responses are less than 100. N/A is shown where the base number of responses is less than 10 during the period. % is calculated as Quantity/Base number*100

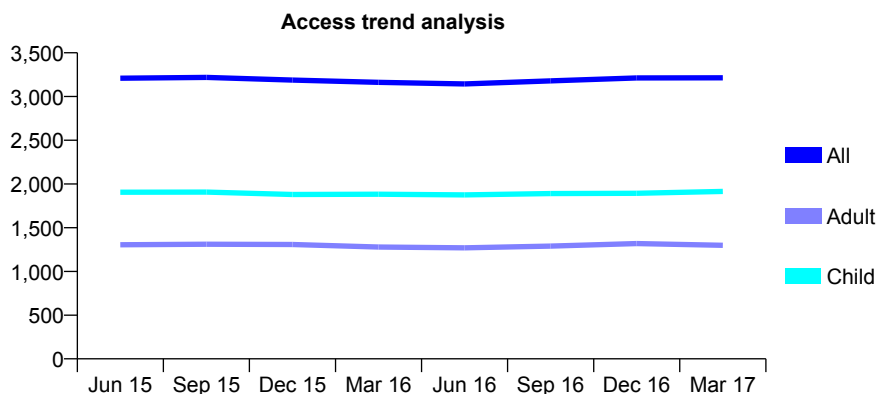
Q49 - Vital Signs At a Glance Contract Report for 729566/0001 - March 2017

Name or company name	MR IF DAVIDSON
Contract type name	GDS Contract
Purpose of contract	General and Orthodontic
Contract start date	01/04/2006
Contract end date	

16/17 Contracted general activity (UDA)	8,708
Carry forward general activity (UDA)	0
16/17 Contracted orthodontic activity (UOA)	231
Carry forward orthodontic activity (UOA)	0
Baseline contract value	£227,455.66

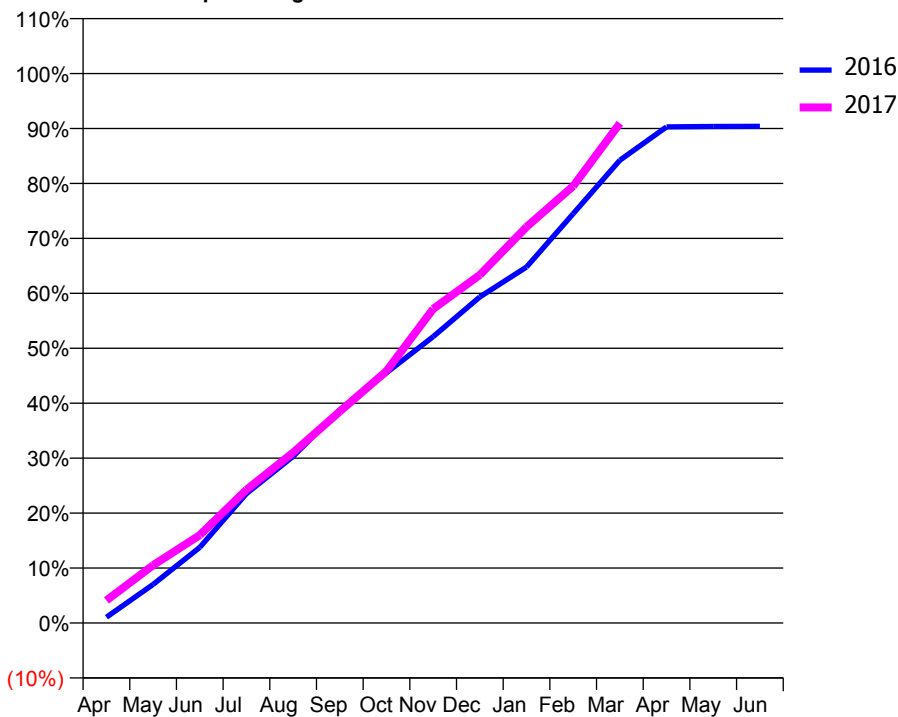
ACCESS*

Patients seen in 24 months	Total	Change since previous quarter
Quarter ending March 2016	3,162	
Quarter ending June 2016	3,144	→
Quarter ending September 2016	3,179	→
Quarter ending December 2016	3,213	→
Quarter ending March 2017	3,214	→
Variance since March 2016	1.6%	→



ACTIVITY

Cumulative percentage of contracted UDA delivered 2016 & 2017



Month	Adjusted Scheduled Activity (UDA)	
	2016	2017
April	91	358
May	613	916
June	1,199	1,395
July	2,051	2,112
August	2,640	2,703
September	3,378	3,352
October	3,966	3,993
November	4,539	4,978
December	5,168	5,517
January	5,641	6,276
February	6,486	6,924
March	7,333	7,919
April	7,862	
May	7,869	
June	7,871	

QUALITY

	Quantity	Base Number	Contract	AT	Region	England
% of FP17s for the same patient ID Re-attending within 3 months - Children	316	3,140	10.1%	11.5%	13.3%	12.3%
% of FP17s for the same patient ID Re-attending within 3 months - Adults	198	1,613	12.3%	15.6%	17.3%	16.7%
% of FP17s for the same patient ID Re-attending between 3 & 9 months - Children	2,020	3,140	64.3%	57.3%	58.9%	57.6%
% of FP17s for the same patient ID Re-attending between 3 & 9 months - Adults	947	1,613	58.7%	52.0%	52.2%	50.1%
% of FP17s for Band 1 Urgent Courses	153	4,423	3.5%	8.2%	9.2%	9.1%
% of FP17s Relating to Free Repair or Replacements	0	4,423	0.0%	1.2%	1.0%	0.8%
% of FP17s Relating to Continuations	7	4,423	0.2%	1.6%	1.4%	1.2%
% of Patients satisfied with the dentistry they have received	3	4	N/A	93.3%	93.1%	92.8%
% of Patients satisfied with the time they had to wait for an appointment	3	4	N/A	90.4%	89.5%	88.7%

* This is based on patients treated on this contract for their most recent course of treatment. Figures in italics indicate the base number of FP17s or Patient Questionnaire responses are less than 100. N/A is shown where the base number of responses is less than 10 during the period. % is calculated as Quantity/Base number*100

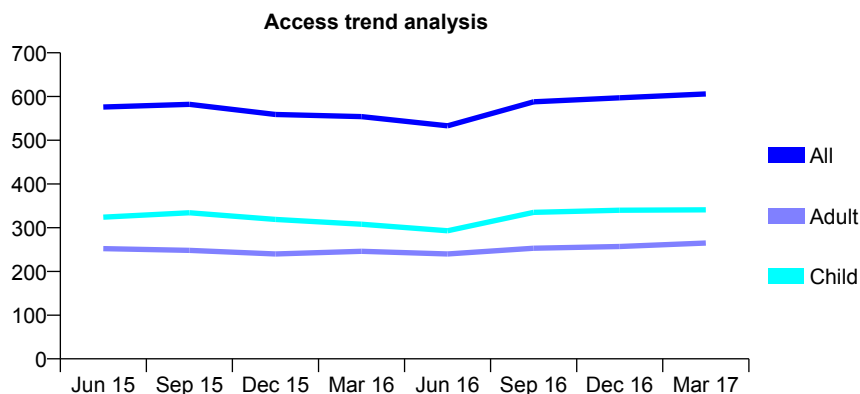
Q49 - Vital Signs At a Glance Contract Report for 730661/0001 - March 2017

Name or company name	MR PH COULTHARD
Contract type name	GDS Contract
Purpose of contract	General
Contract start date	01/04/2006
Contract end date	

16/17 Contracted general activity (UDA)	1,280
Carry forward general activity (UDA)	0
16/17 Contracted orthodontic activity (UOA)	0
Carry forward orthodontic activity (UOA)	0
Baseline contract value	£30,383.94

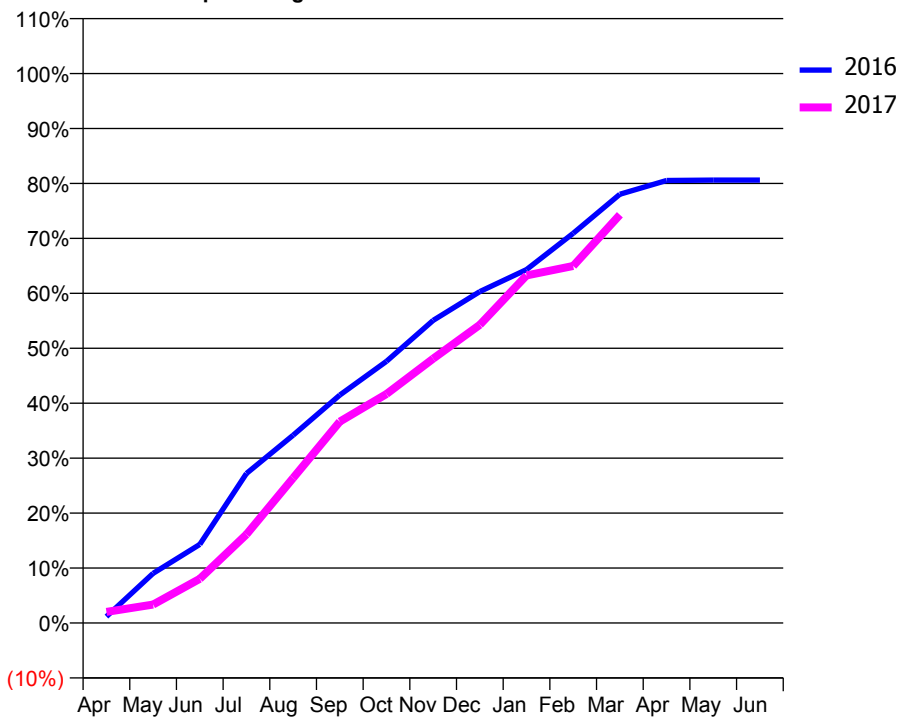
ACCESS*

Patients seen in 24 months	Total	Change since previous quarter
Quarter ending March 2016	554	
Quarter ending June 2016	533	↓
Quarter ending September 2016	588	↑
Quarter ending December 2016	597	→
Quarter ending March 2017	606	→
Variance since March 2016	9.4%	↑



ACTIVITY

Cumulative percentage of contracted UDA delivered 2016 & 2017



Adjusted Scheduled Activity (UDA)

Month	2016	2017
April	15	26
May	116	43
June	183	103
July	348	206
August	438	338
September	531	469
October	610	534
November	705	616
December	772	695
January	823	810
February	908	832
March	999	951
April	1,031	
May	1,032	
June	1,032	

QUALITY

	Quantity	Base Number	Contract	AT	Region	England
% of FP17s for the same patient ID Re-attending within 3 months - Children	42	551	7.6%	11.5%	13.3%	12.3%
% of FP17s for the same patient ID Re-attending within 3 months - Adults	17	259	6.6%	15.6%	17.3%	16.7%
% of FP17s for the same patient ID Re-attending between 3 & 9 months - Children	296	551	53.7%	57.3%	58.9%	57.6%
% of FP17s for the same patient ID Re-attending between 3 & 9 months - Adults	131	259	50.6%	52.0%	52.2%	50.1%
% of FP17s for Band 1 Urgent Courses	19	730	2.6%	8.2%	9.2%	9.1%
% of FP17s Relating to Free Repair or Replacements	1	730	0.1%	1.2%	1.0%	0.8%
% of FP17s Relating to Continuations	2	730	0.3%	1.6%	1.4%	1.2%
% of Patients satisfied with the dentistry they have received	0	1	N/A	93.3%	93.1%	92.8%
% of Patients satisfied with the time they had to wait for an appointment	1	1	N/A	90.4%	89.5%	88.7%

* This is based on patients treated on this contract for their most recent course of treatment. Figures in italics indicate the base number of FP17s or Patient Questionnaire responses are less than 100. N/A is shown where the base number of responses is less than 10 during the period. % is calculated as Quantity/Base number*100

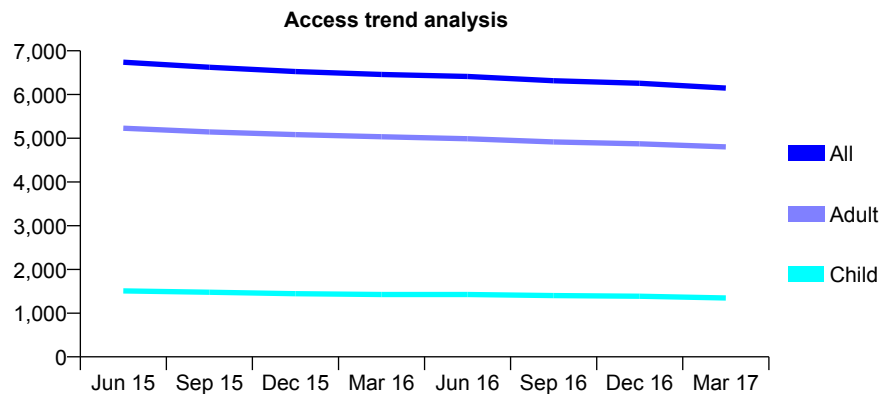
Q49 - Vital Signs At a Glance Contract Report for 730696/0001 - March 2017

Name or company name	Pearsons Dental Practice Partnership
Contract type name	GDS Contract
Purpose of contract	General and Orthodontic
Contract start date	01/04/2006
Contract end date	

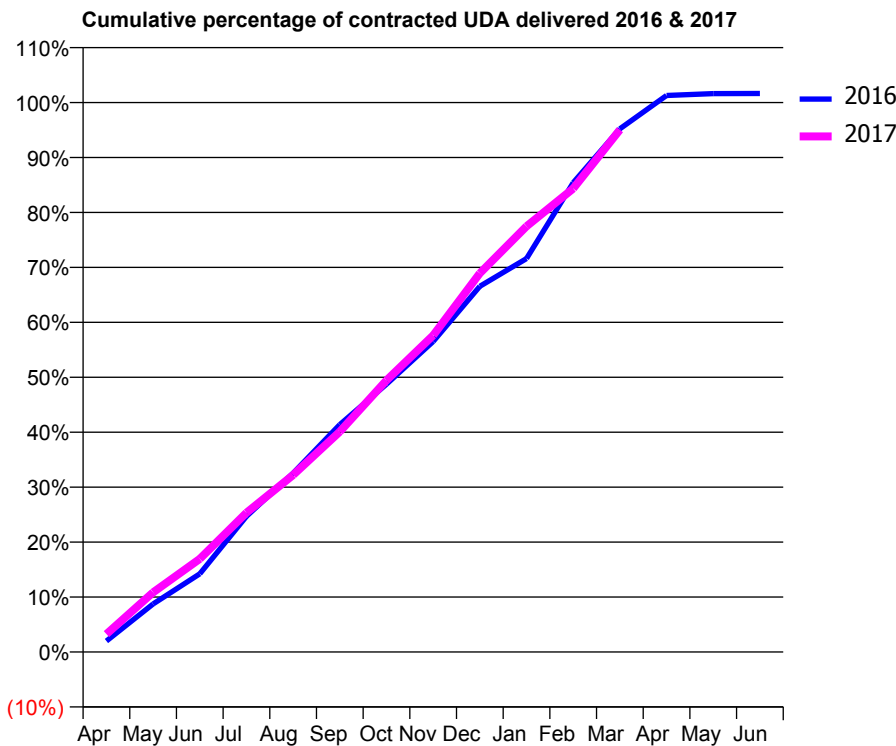
16/17 Contracted general activity (UDA)	18,500
Carry forward general activity (UDA)	-306
16/17 Contracted orthodontic activity (UOA)	205
Carry forward orthodontic activity (UOA)	-3
Baseline contract value	£467,404.12

ACCESS*

Patients seen in 24 months	Total	Change since previous quarter
Quarter ending March 2016	6,460	
Quarter ending June 2016	6,413	→
Quarter ending September 2016	6,315	↓
Quarter ending December 2016	6,257	→
Quarter ending March 2017	6,148	↓
Variance since March 2016	(4.8%)	↓



ACTIVITY



Month	Adjusted Scheduled Activity (UDA)	
	2016	2017
April	370	604
May	1,617	2,009
June	2,634	3,138
July	4,567	4,687
August	6,022	5,960
September	7,657	7,419
October	9,018	9,146
November	10,454	10,661
December	12,311	12,752
January	13,247	14,331
February	15,799	15,604
March	17,614	17,581
April	18,735	
May	18,800	
June	18,806	

QUALITY

	Quantity	Base Number	Contract	AT	Region	England
% of FP17s for the same patient ID Re-attending within 3 months - Children	127	2,161	5.9%	11.5%	13.3%	12.3%
% of FP17s for the same patient ID Re-attending within 3 months - Adults	1,245	8,466	14.7%	15.6%	17.3%	16.7%
% of FP17s for the same patient ID Re-attending between 3 & 9 months - Children	1,449	2,161	67.1%	57.3%	58.9%	57.6%
% of FP17s for the same patient ID Re-attending between 3 & 9 months - Adults	5,884	8,466	69.5%	52.0%	52.2%	50.1%
% of FP17s for Band 1 Urgent Courses	304	10,014	3.0%	8.2%	9.2%	9.1%
% of FP17s Relating to Free Repair or Replacements	137	10,014	1.4%	1.2%	1.0%	0.8%
% of FP17s Relating to Continuations	200	10,014	2.0%	1.6%	1.4%	1.2%
% of Patients satisfied with the dentistry they have received	28	31	90.3%	93.3%	93.1%	92.8%
% of Patients satisfied with the time they had to wait for an appointment	27	31	87.1%	90.4%	89.5%	88.7%

* This is based on patients treated on this contract for their most recent course of treatment. Figures in italics indicate the base number of FP17s or Patient Questionnaire responses are less than 100. N/A is shown where the base number of responses is less than 10 during the period. % is calculated as Quantity/Base number*100

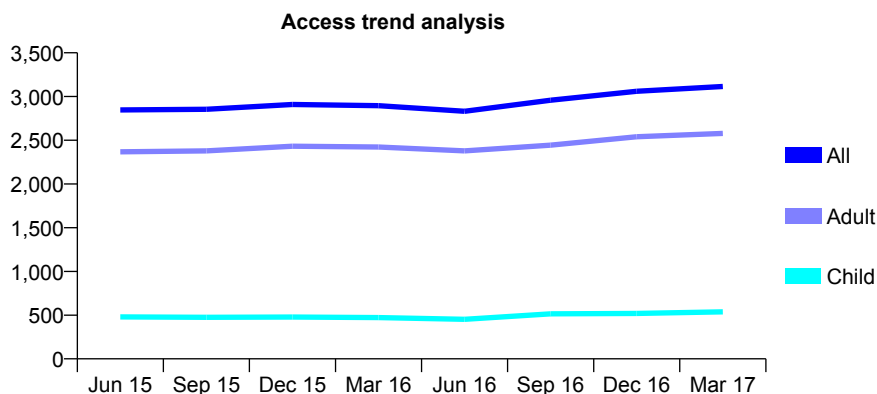
Q49 - Vital Signs At a Glance Contract Report for 736473/0001 - March 2017

Name or company name	MR JG MCDONALD
Contract type name	GDS Contract
Purpose of contract	General and Orthodontic
Contract start date	01/04/2006
Contract end date	

16/17 Contracted general activity (UDA)	10,929
Carry forward general activity (UDA)	0
16/17 Contracted orthodontic activity (UOA)	0
Carry forward orthodontic activity (UOA)	0
Baseline contract value	£347,764.74

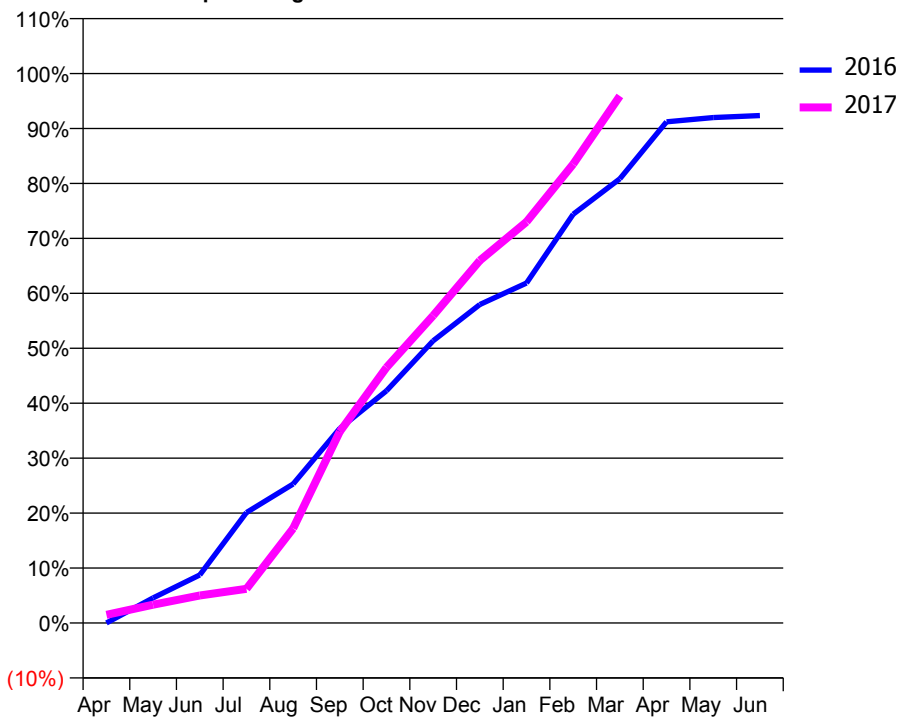
ACCESS*

Patients seen in 24 months	Total	Change since previous quarter
Quarter ending March 2016	2,895	
Quarter ending June 2016	2,831	↓
Quarter ending September 2016	2,958	↑
Quarter ending December 2016	3,060	↑
Quarter ending March 2017	3,115	→
Variance since March 2016	7.6%	↑



ACTIVITY

Cumulative percentage of contracted UDA delivered 2016 & 2017



Month	Adjusted Scheduled Activity (UDA)	
	2016	2017
April	0	164
May	501	363
June	957	547
July	2,197	681
August	2,765	1,881
September	3,871	3,807
October	4,618	5,082
November	5,612	6,114
December	6,335	7,209
January	6,761	7,980
February	8,131	9,128
March	8,837	10,483
April	9,967	
May	10,052	
June	10,092	

QUALITY

	Quantity	Base Number	Contract	AT	Region	England
% of FP17s for the same patient ID Re-attending within 3 months - Children	108	707	15.3%	11.5%	13.3%	12.3%
% of FP17s for the same patient ID Re-attending within 3 months - Adults	670	3,323	20.2%	15.6%	17.3%	16.7%
% of FP17s for the same patient ID Re-attending between 3 & 9 months - Children	223	707	31.5%	57.3%	58.9%	57.6%
% of FP17s for the same patient ID Re-attending between 3 & 9 months - Adults	1,253	3,323	37.7%	52.0%	52.2%	50.1%
% of FP17s for Band 1 Urgent Courses	512	3,662	14.0%	8.2%	9.2%	9.1%
% of FP17s Relating to Free Repair or Replacements	102	3,662	2.8%	1.2%	1.0%	0.8%
% of FP17s Relating to Continuations	84	3,662	2.3%	1.6%	1.4%	1.2%
% of Patients satisfied with the dentistry they have received	6	7	N/A	93.3%	93.1%	92.8%
% of Patients satisfied with the time they had to wait for an appointment	7	7	N/A	90.4%	89.5%	88.7%

* This is based on patients treated on this contract for their most recent course of treatment. Figures in italics indicate the base number of FP17s or Patient Questionnaire responses are less than 100. N/A is shown where the base number of responses is less than 10 during the period. % is calculated as Quantity/Base number*100

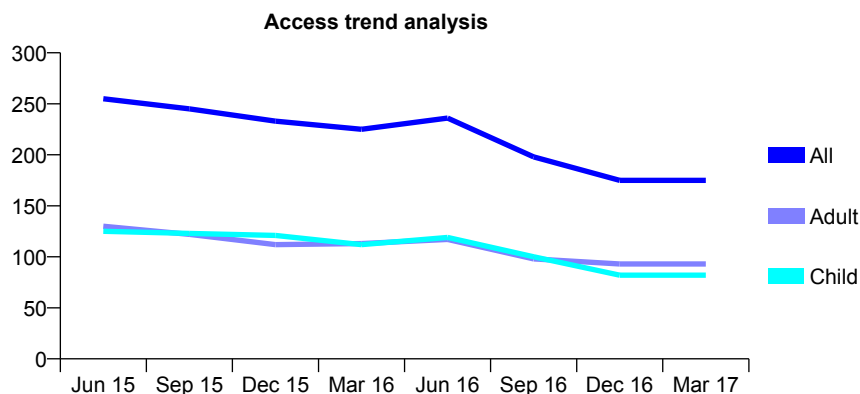
Q49 - Vital Signs At a Glance Contract Report for 737798/0001 - March 2017

Name or company name	MR AR GREENWOOD
Contract type name	GDS Contract
Purpose of contract	General
Contract start date	01/04/2006
Contract end date	

16/17 Contracted general activity (UDA)	1,031
Carry forward general activity (UDA)	0
16/17 Contracted orthodontic activity (UOA)	0
Carry forward orthodontic activity (UOA)	0
Baseline contract value	£25,200.37

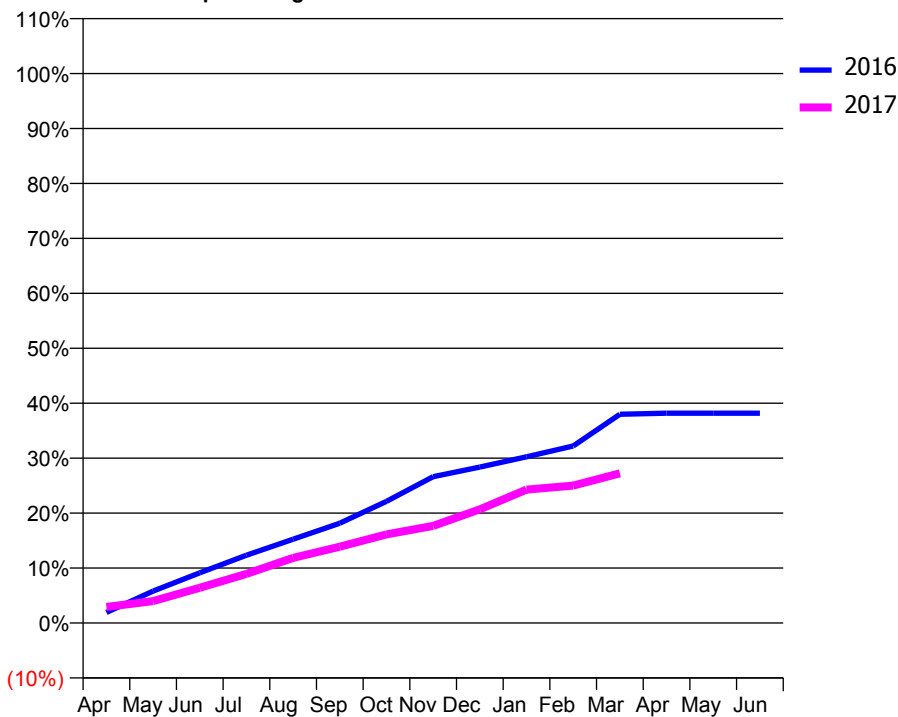
ACCESS*

Patients seen in 24 months	Total	Change since previous quarter
Quarter ending March 2016	225	
Quarter ending June 2016	236	↑
Quarter ending September 2016	198	↓
Quarter ending December 2016	175	↓
Quarter ending March 2017	175	→
Variance since March 2016	(22.2%)	↓



ACTIVITY

Cumulative percentage of contracted UDA delivered 2016 & 2017



Month	Adjusted Scheduled Activity (UDA)	
	2016	2017
April	20	30
May	60	41
June	94	66
July	127	92
August	157	122
September	187	143
October	228	166
November	275	182
December	293	213
January	312	250
February	332	258
March	392	281
April	394	
May	394	
June	394	

QUALITY

	Quantity	Base Number	Contract	AT	Region	England
% of FP17s for the same patient ID Re-attending within 3 months - Children	4	121	3.3%	11.5%	13.3%	12.3%
% of FP17s for the same patient ID Re-attending within 3 months - Adults	3	81	3.7%	15.6%	17.3%	16.7%
% of FP17s for the same patient ID Re-attending between 3 & 9 months - Children	63	121	52.1%	57.3%	58.9%	57.6%
% of FP17s for the same patient ID Re-attending between 3 & 9 months - Adults	40	81	49.4%	52.0%	52.2%	50.1%
% of FP17s for Band 1 Urgent Courses	4	199	2.0%	8.2%	9.2%	9.1%
% of FP17s Relating to Free Repair or Replacements	0	199	0.0%	1.2%	1.0%	0.8%
% of FP17s Relating to Continuations	0	199	0.0%	1.6%	1.4%	1.2%
% of Patients satisfied with the dentistry they have received	0	0	N/A	93.3%	93.1%	92.8%
% of Patients satisfied with the time they had to wait for an appointment	0	0	N/A	90.4%	89.5%	88.7%

* This is based on patients treated on this contract for their most recent course of treatment. Figures in italics indicate the base number of FP17s or Patient Questionnaire responses are less than 100. N/A is shown where the base number of responses is less than 10 during the period. % is calculated as Quantity/Base number*100

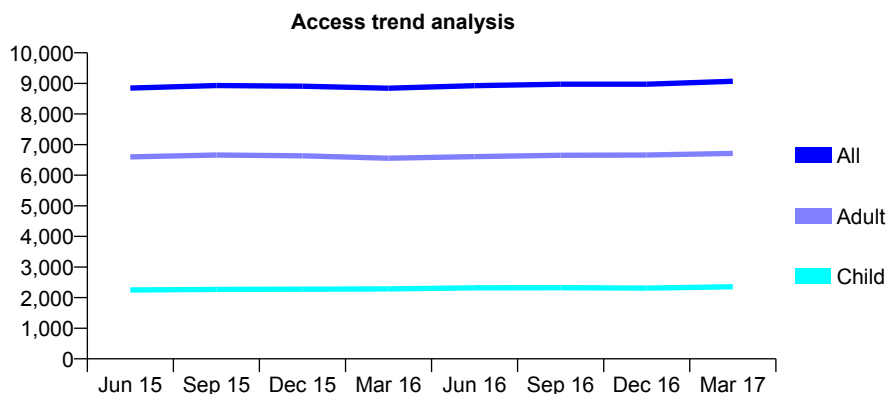
Q49 - Vital Signs At a Glance Contract Report for 737917/0001 - March 2017

Name or company name	MR DS SOMAL
Contract type name	GDS Contract
Purpose of contract	General
Contract start date	01/04/2006
Contract end date	

16/17 Contracted general activity (UDA)	19,383
Carry forward general activity (UDA)	335
16/17 Contracted orthodontic activity (UOA)	0
Carry forward orthodontic activity (UOA)	0
Baseline contract value	£584,528.39

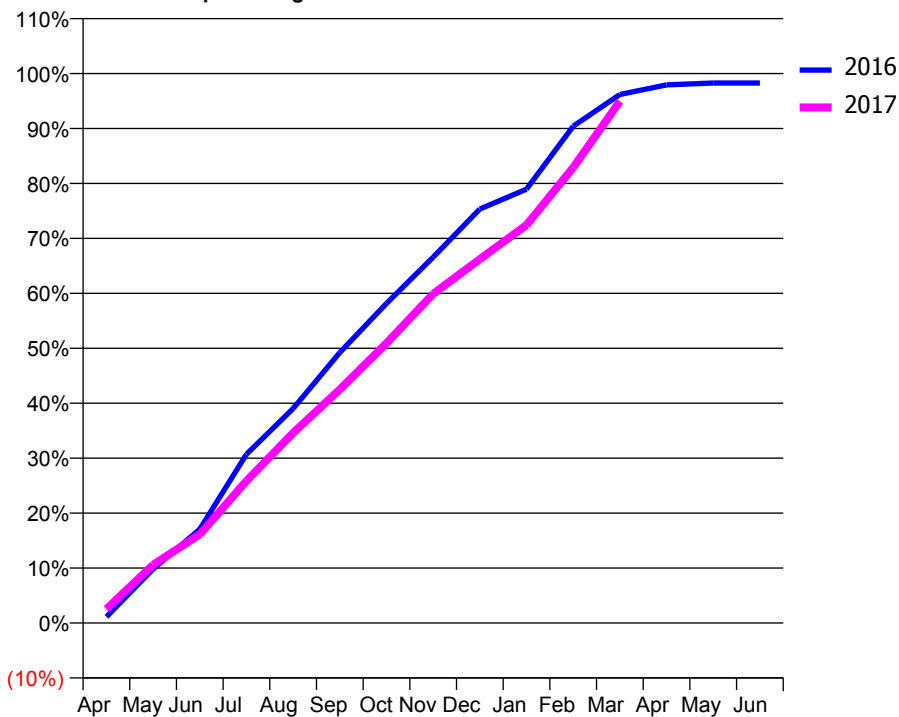
ACCESS*

Patients seen in 24 months	Total	Change since previous quarter
Quarter ending March 2016	8,842	
Quarter ending June 2016	8,927	→
Quarter ending September 2016	8,974	→
Quarter ending December 2016	8,973	→
Quarter ending March 2017	9,068	→
Variance since March 2016	2.6%	↑



ACTIVITY

Cumulative percentage of contracted UDA delivered 2016 & 2017



Month	Adjusted Scheduled Activity (UDA)	
	2016	2017
April	218	489
May	1,901	2,054
June	3,307	3,125
July	5,952	5,013
August	7,567	6,703
September	9,539	8,241
October	11,271	9,872
November	12,903	11,610
December	14,603	12,834
January	15,305	14,039
February	17,522	16,067
March	18,644	18,403
April	18,982	
May	19,048	
June	19,048	

QUALITY

	Quantity	Base Number	Contract	AT	Region	England
% of FP17s for the same patient ID Re-attending within 3 months - Children	227	3,402	6.7%	11.5%	13.3%	12.3%
% of FP17s for the same patient ID Re-attending within 3 months - Adults	1,098	8,107	13.5%	15.6%	17.3%	16.7%
% of FP17s for the same patient ID Re-attending between 3 & 9 months - Children	1,908	3,402	56.1%	57.3%	58.9%	57.6%
% of FP17s for the same patient ID Re-attending between 3 & 9 months - Adults	3,300	8,107	40.7%	52.0%	52.2%	50.1%
% of FP17s for Band 1 Urgent Courses	1,291	10,589	12.2%	8.2%	9.2%	9.1%
% of FP17s Relating to Free Repair or Replacements	66	10,589	0.6%	1.2%	1.0%	0.8%
% of FP17s Relating to Continuations	46	10,589	0.4%	1.6%	1.4%	1.2%
% of Patients satisfied with the dentistry they have received	21	21	100.0%	93.3%	93.1%	92.8%
% of Patients satisfied with the time they had to wait for an appointment	20	21	95.2%	90.4%	89.5%	88.7%

* This is based on patients treated on this contract for their most recent course of treatment. Figures in italics indicate the base number of FP17s or Patient Questionnaire responses are less than 100. N/A is shown where the base number of responses is less than 10 during the period. % is calculated as Quantity/Base number*100

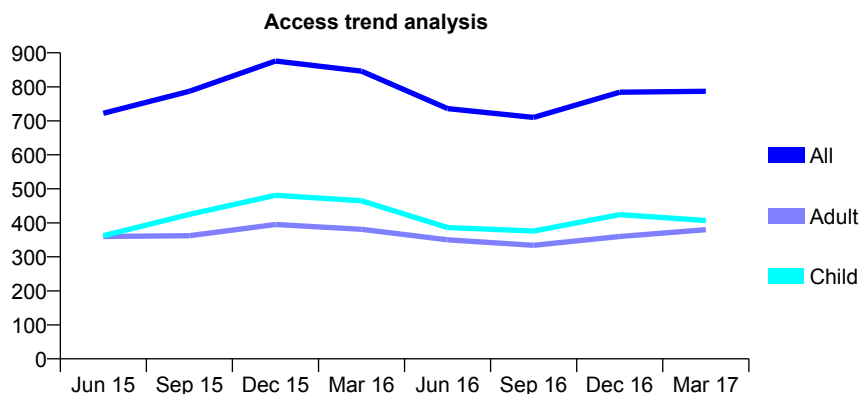
Q49 - Vital Signs At a Glance Contract Report for 740950/0001 - March 2017

Name or company name	MR PN JACKSON
Contract type name	GDS Contract
Purpose of contract	General
Contract start date	01/04/2006
Contract end date	

16/17 Contracted general activity (UDA)	1,932
Carry forward general activity (UDA)	-38
16/17 Contracted orthodontic activity (UOA)	0
Carry forward orthodontic activity (UOA)	0
Baseline contract value	£47,916.68

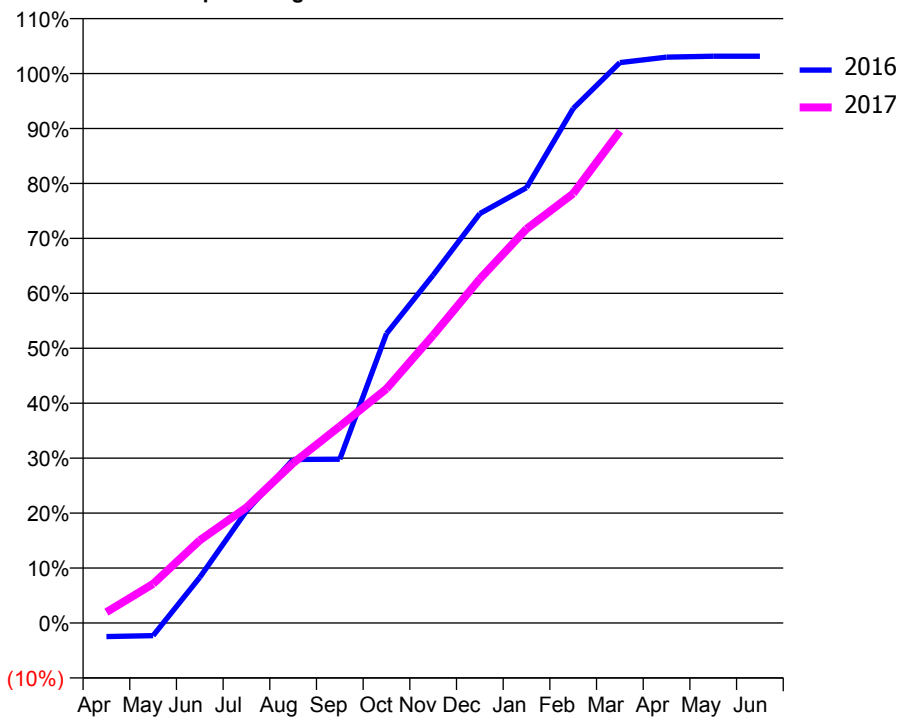
ACCESS*

Patients seen in 24 months	Total	Change since previous quarter
Quarter ending March 2016	846	
Quarter ending June 2016	736	↓
Quarter ending September 2016	710	↓
Quarter ending December 2016	784	↑
Quarter ending March 2017	787	→
Variance since March 2016	(7.0%)	↓



ACTIVITY

Cumulative percentage of contracted UDA delivered 2016 & 2017



Adjusted Scheduled Activity (UDA)

Month	2016	2017
April	-48	38
May	-45	138
June	161	291
July	394	406
August	575	562
September	576	692
October	1,018	823
November	1,223	1,012
December	1,439	1,210
January	1,530	1,386
February	1,809	1,510
March	1,970	1,729
April	1,990	
May	1,993	
June	1,993	

QUALITY

	Quantity	Base Number	Contract	AT	Region	England
% of FP17s for the same patient ID Re-attending within 3 months - Children	10	536	1.9%	11.5%	13.3%	12.3%
% of FP17s for the same patient ID Re-attending within 3 months - Adults	25	426	5.9%	15.6%	17.3%	16.7%
% of FP17s for the same patient ID Re-attending between 3 & 9 months - Children	245	536	45.7%	57.3%	58.9%	57.6%
% of FP17s for the same patient ID Re-attending between 3 & 9 months - Adults	116	426	27.2%	52.0%	52.2%	50.1%
% of FP17s for Band 1 Urgent Courses	54	946	5.7%	8.2%	9.2%	9.1%
% of FP17s Relating to Free Repair or Replacements	4	946	0.4%	1.2%	1.0%	0.8%
% of FP17s Relating to Continuations	0	946	0.0%	1.6%	1.4%	1.2%
% of Patients satisfied with the dentistry they have received	2	2	N/A	93.3%	93.1%	92.8%
% of Patients satisfied with the time they had to wait for an appointment	2	2	N/A	90.4%	89.5%	88.7%

* This is based on patients treated on this contract for their most recent course of treatment. Figures in italics indicate the base number of FP17s or Patient Questionnaire responses are less than 100. N/A is shown where the base number of responses is less than 10 during the period. % is calculated as Quantity/Base number*100

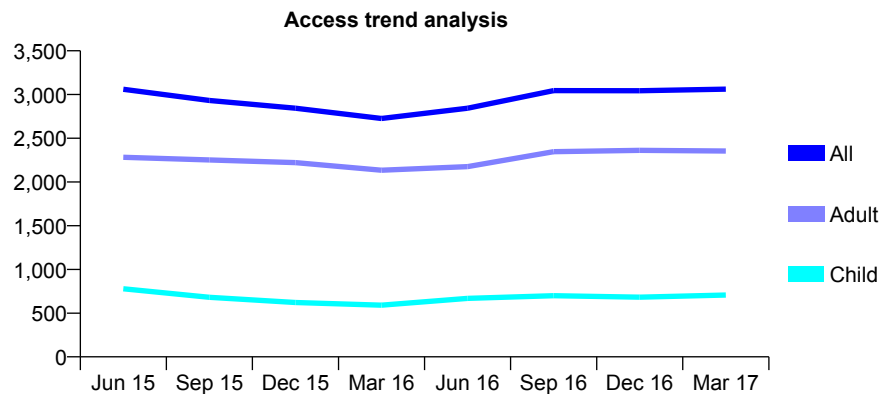
Q49 - Vital Signs At a Glance Contract Report for 740950/0002 - March 2017

Name or company name	MR PN JACKSON
Contract type name	GDS Contract
Purpose of contract	General
Contract start date	01/04/2006
Contract end date	

16/17 Contracted general activity (UDA)	13,302
Carry forward general activity (UDA)	0
16/17 Contracted orthodontic activity (UOA)	0
Carry forward orthodontic activity (UOA)	0
Baseline contract value	£311,643.42

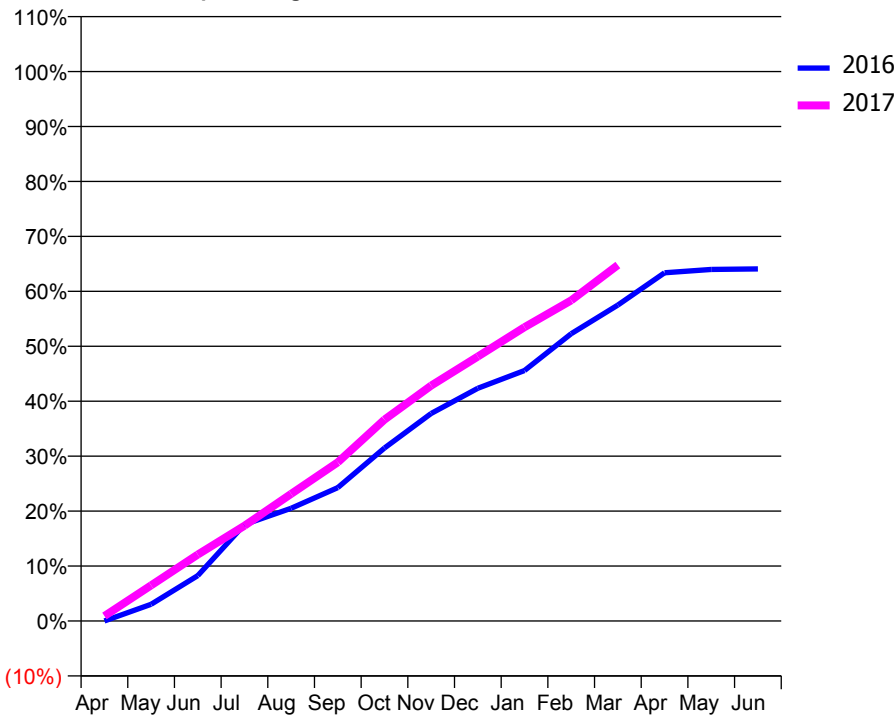
ACCESS*

Patients seen in 24 months	Total	Change since previous quarter
Quarter ending March 2016	2,726	
Quarter ending June 2016	2,844	↑
Quarter ending September 2016	3,045	↑
Quarter ending December 2016	3,043	→
Quarter ending March 2017	3,061	→
Variance since March 2016	12.3%	↑



ACTIVITY

Cumulative percentage of contracted UDA delivered 2016 & 2017



Month	Adjusted Scheduled Activity (UDA)	
	2016	2017
April	0	122
May	407	863
June	1,098	1,608
July	2,336	2,306
August	2,730	3,079
September	3,230	3,844
October	4,190	4,875
November	5,024	5,699
December	5,634	6,402
January	6,062	7,113
February	6,955	7,760
March	7,650	8,616
April	8,431	
May	8,512	
June	8,522	

QUALITY

	Quantity	Base Number	Contract	AT	Region	England
% of FP17s for the same patient ID Re-attending within 3 months - Children	85	1,086	7.8%	11.5%	13.3%	12.3%
% of FP17s for the same patient ID Re-attending within 3 months - Adults	460	3,600	12.8%	15.6%	17.3%	16.7%
% of FP17s for the same patient ID Re-attending between 3 & 9 months - Children	539	1,086	49.6%	57.3%	58.9%	57.6%
% of FP17s for the same patient ID Re-attending between 3 & 9 months - Adults	2,022	3,600	56.2%	52.0%	52.2%	50.1%
% of FP17s for Band 1 Urgent Courses	327	4,272	7.7%	8.2%	9.2%	9.1%
% of FP17s Relating to Free Repair or Replacements	46	4,272	1.1%	1.2%	1.0%	0.8%
% of FP17s Relating to Continuations	19	4,272	0.4%	1.6%	1.4%	1.2%
% of Patients satisfied with the dentistry they have received	5	5	N/A	93.3%	93.1%	92.8%
% of Patients satisfied with the time they had to wait for an appointment	5	5	N/A	90.4%	89.5%	88.7%

* This is based on patients treated on this contract for their most recent course of treatment. Figures in italics indicate the base number of FP17s or Patient Questionnaire responses are less than 100. N/A is shown where the base number of responses is less than 10 during the period. % is calculated as Quantity/Base number*100

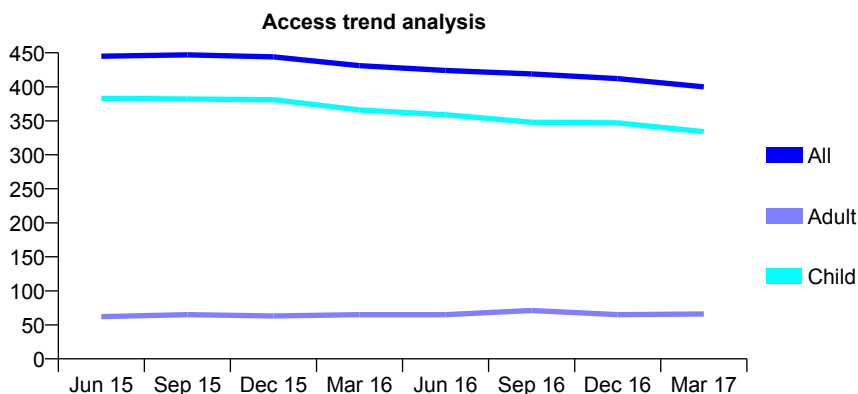
Q49 - Vital Signs At a Glance Contract Report for 745219/0001 - March 2017

Name or company name	MR BA MCLOUGHLIN
Contract type name	GDS Contract
Purpose of contract	General
Contract start date	01/04/2006
Contract end date	

16/17 Contracted general activity (UDA)	1,500
Carry forward general activity (UDA)	0
16/17 Contracted orthodontic activity (UOA)	0
Carry forward orthodontic activity (UOA)	0
Baseline contract value	£35,458.20

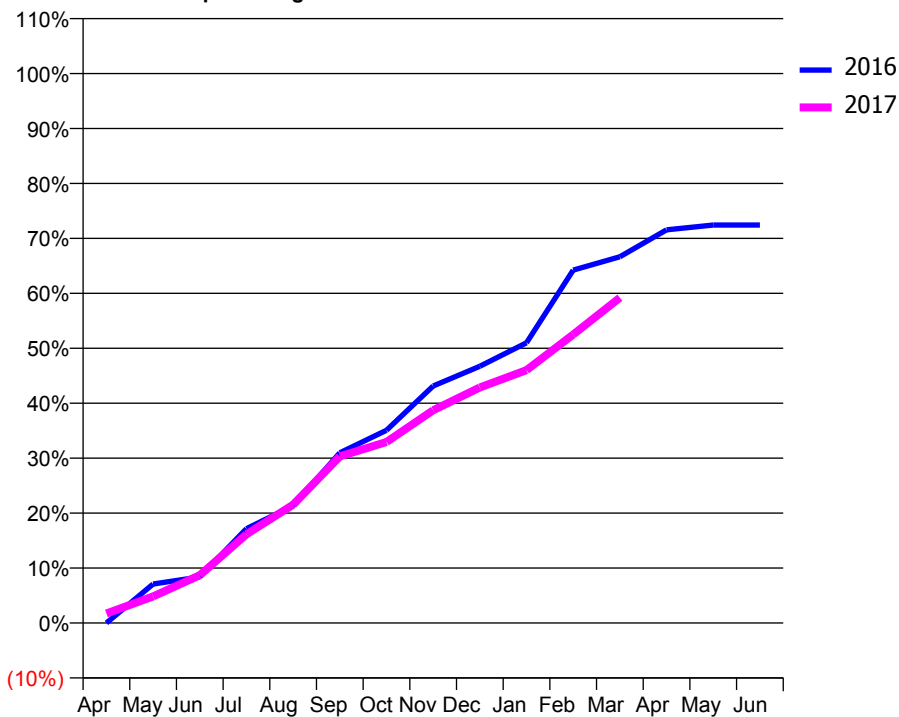
ACCESS*

Patients seen in 24 months	Total	Change since previous quarter
Quarter ending March 2016	431	
Quarter ending June 2016	424	↓
Quarter ending September 2016	419	↓
Quarter ending December 2016	412	↓
Quarter ending March 2017	400	↓
Variance since March 2016	(7.2%)	↓



ACTIVITY

Cumulative percentage of contracted UDA delivered 2016 & 2017



Adjusted Scheduled Activity (UDA)

Month	2016	2017
April	0	26
May	106	73
June	126	131
July	258	242
August	320	323
September	465	455
October	526	494
November	647	581
December	701	643
January	765	690
February	963	788
March	1,000	888
April	1,073	
May	1,086	
June	1,086	

QUALITY

	Quantity	Base Number	Contract	AT	Region	England
% of FP17s for the same patient ID Re-attending within 3 months - Children	85	700	12.1%	11.5%	13.3%	12.3%
% of FP17s for the same patient ID Re-attending within 3 months - Adults	0	0	N/A	15.6%	17.3%	16.7%
% of FP17s for the same patient ID Re-attending between 3 & 9 months - Children	515	700	73.6%	57.3%	58.9%	57.6%
% of FP17s for the same patient ID Re-attending between 3 & 9 months - Adults	0	0	N/A	52.0%	52.2%	50.1%
% of FP17s for Band 1 Urgent Courses	35	643	5.4%	8.2%	9.2%	9.1%
% of FP17s Relating to Free Repair or Replacements	0	643	0.0%	1.2%	1.0%	0.8%
% of FP17s Relating to Continuations	0	643	0.0%	1.6%	1.4%	1.2%
% of Patients satisfied with the dentistry they have received	0	0	N/A	93.3%	93.1%	92.8%
% of Patients satisfied with the time they had to wait for an appointment	0	0	N/A	90.4%	89.5%	88.7%

* This is based on patients treated on this contract for their most recent course of treatment. Figures in italics indicate the base number of FP17s or Patient Questionnaire responses are less than 100. N/A is shown where the base number of responses is less than 10 during the period. % is calculated as Quantity/Base number*100

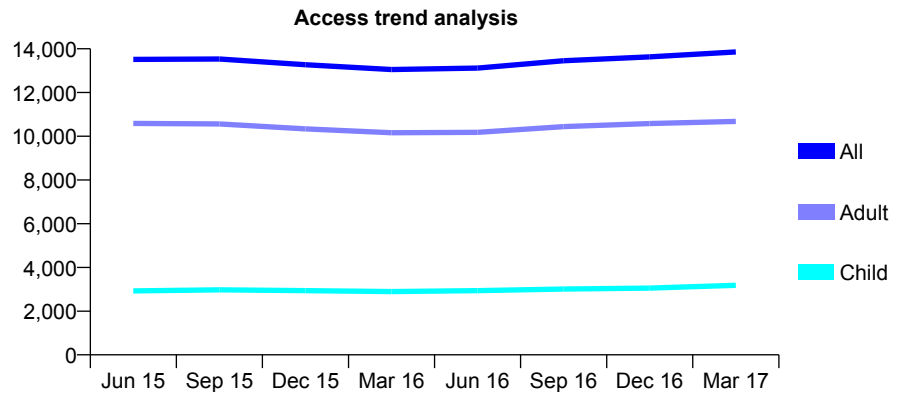
Q49 - Vital Signs At a Glance Contract Report for 746088/0001 - March 2017

Name or company name	MISS JM FORDE
Contract type name	GDS Contract
Purpose of contract	General
Contract start date	01/04/2006
Contract end date	

16/17 Contracted general activity (UDA)	37,842
Carry forward general activity (UDA)	290
16/17 Contracted orthodontic activity (UOA)	0
Carry forward orthodontic activity (UOA)	0
Baseline contract value	£915,815.32

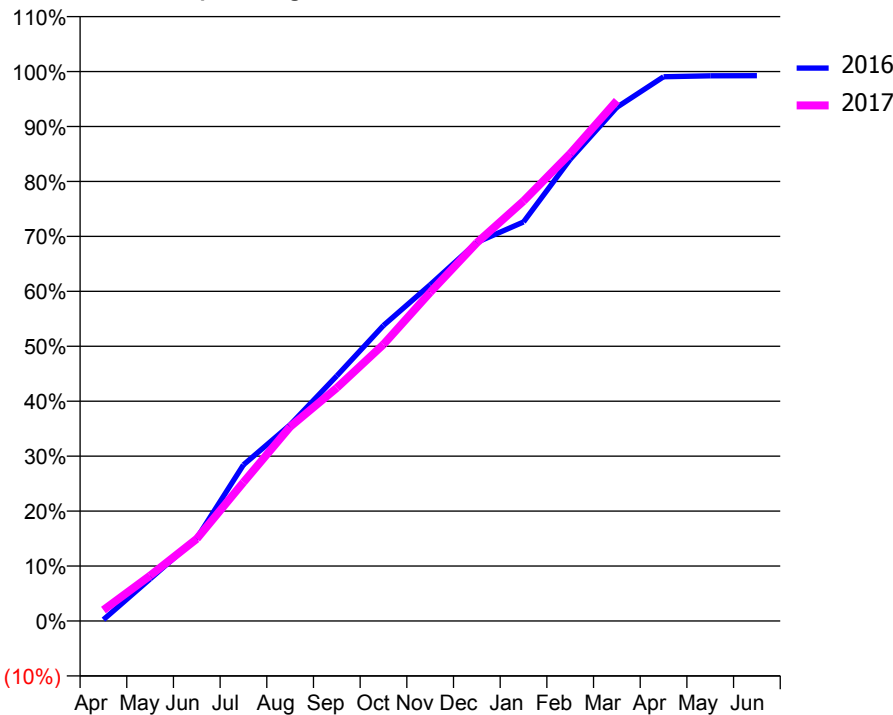
ACCESS*

Patients seen in 24 months	Total	Change since previous quarter
Quarter ending March 2016	13,049	
Quarter ending June 2016	13,116	→
Quarter ending September 2016	13,451	↑
Quarter ending December 2016	13,630	→
Quarter ending March 2017	13,859	→
Variance since March 2016	6.2%	↑



ACTIVITY

Cumulative percentage of contracted UDA delivered 2016 & 2017



Month	Adjusted Scheduled Activity (UDA)	
	2016	2017
April	97	757
May	2,901	3,122
June	5,705	5,662
July	10,759	9,556
August	13,514	13,372
September	16,880	16,061
October	20,355	19,047
November	23,156	22,628
December	26,072	26,047
January	27,476	28,924
February	31,793	32,192
March	35,381	35,841
April	37,482	
May	37,550	
June	37,553	

QUALITY

	Quantity	Base Number	Contract	AT	Region	England
% of FP17s for the same patient ID Re-attending within 3 months - Children	277	4,543	6.1%	11.5%	13.3%	12.3%
% of FP17s for the same patient ID Re-attending within 3 months - Adults	1,982	15,240	13.0%	15.6%	17.3%	16.7%
% of FP17s for the same patient ID Re-attending between 3 & 9 months - Children	2,522	4,543	55.5%	57.3%	58.9%	57.6%
% of FP17s for the same patient ID Re-attending between 3 & 9 months - Adults	8,180	15,240	53.7%	52.0%	52.2%	50.1%
% of FP17s for Band 1 Urgent Courses	952	18,646	5.1%	8.2%	9.2%	9.1%
% of FP17s Relating to Free Repair or Replacements	552	18,646	3.0%	1.2%	1.0%	0.8%
% of FP17s Relating to Continuations	409	18,646	2.2%	1.6%	1.4%	1.2%
% of Patients satisfied with the dentistry they have received	23	25	92.0%	93.3%	93.1%	92.8%
% of Patients satisfied with the time they had to wait for an appointment	23	25	92.0%	90.4%	89.5%	88.7%

* This is based on patients treated on this contract for their most recent course of treatment. Figures in italics indicate the base number of FP17s or Patient Questionnaire responses are less than 100. N/A is shown where the base number of responses is less than 10 during the period. % is calculated as Quantity/Base number*100

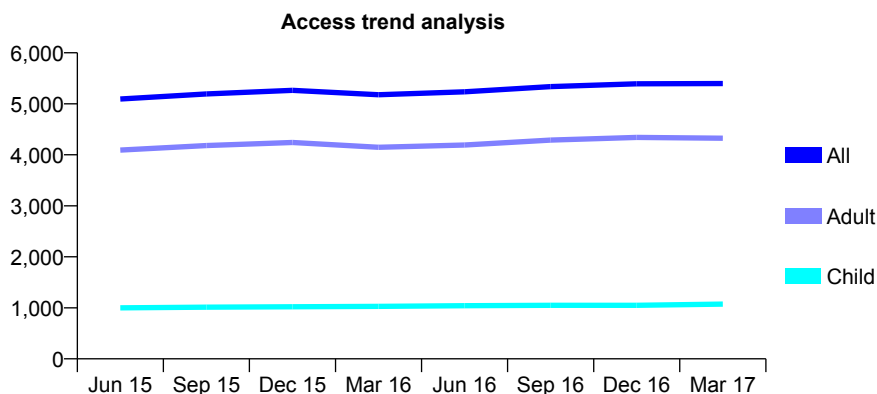
Q49 - Vital Signs At a Glance Contract Report for 746088/0002 - March 2017

Name or company name	MISS JM FORDE
Contract type name	GDS Contract
Purpose of contract	General
Contract start date	01/12/2006
Contract end date	

16/17 Contracted general activity (UDA)	14,000
Carry forward general activity (UDA)	0
16/17 Contracted orthodontic activity (UOA)	0
Carry forward orthodontic activity (UOA)	0
Baseline contract value	£331,020.73

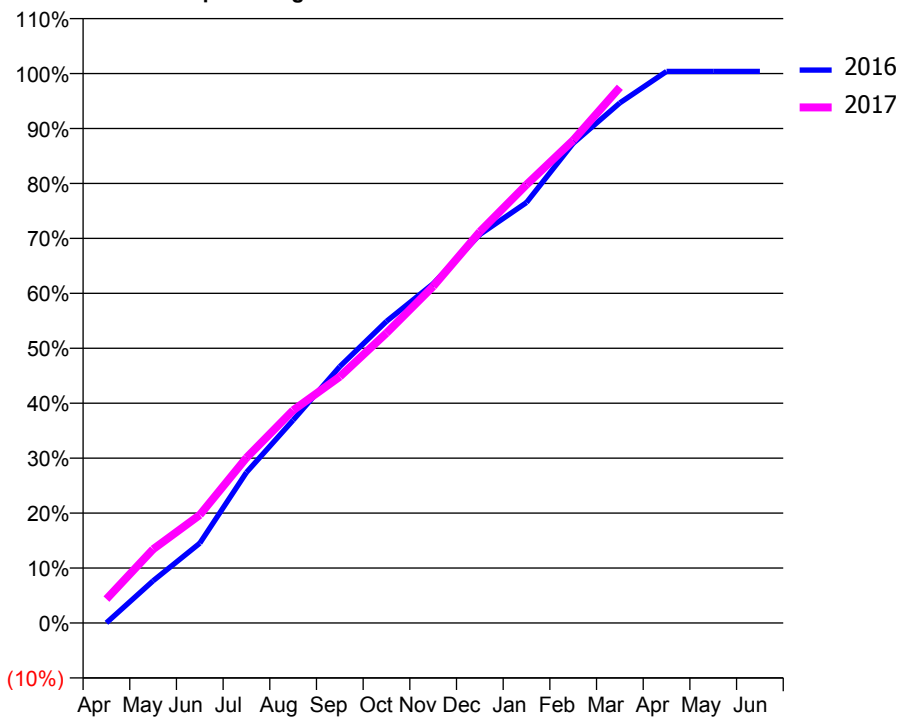
ACCESS*

Patients seen in 24 months	Total	Change since previous quarter
Quarter ending March 2016	5,177	
Quarter ending June 2016	5,234	→
Quarter ending September 2016	5,338	→
Quarter ending December 2016	5,391	→
Quarter ending March 2017	5,398	→
Variance since March 2016	4.3%	↑



ACTIVITY

Cumulative percentage of contracted UDA delivered 2016 & 2017



Month	Adjusted Scheduled Activity (UDA)	
	2016	2017
April	5	611
May	1,074	1,881
June	2,033	2,753
July	3,837	4,210
August	5,170	5,421
September	6,535	6,276
October	7,688	7,387
November	8,646	8,577
December	9,899	9,969
January	10,714	11,169
February	12,222	12,300
March	13,250	13,650
April	14,054	
May	14,054	
June	14,054	

QUALITY

	Quantity	Base Number	Contract	AT	Region	England
% of FP17s for the same patient ID Re-attending within 3 months - Children	146	1,597	9.1%	11.5%	13.3%	12.3%
% of FP17s for the same patient ID Re-attending within 3 months - Adults	911	5,941	15.3%	15.6%	17.3%	16.7%
% of FP17s for the same patient ID Re-attending between 3 & 9 months - Children	906	1,597	56.7%	57.3%	58.9%	57.6%
% of FP17s for the same patient ID Re-attending between 3 & 9 months - Adults	2,906	5,941	48.9%	52.0%	52.2%	50.1%
% of FP17s for Band 1 Urgent Courses	207	7,064	2.9%	8.2%	9.2%	9.1%
% of FP17s Relating to Free Repair or Replacements	190	7,064	2.7%	1.2%	1.0%	0.8%
% of FP17s Relating to Continuations	384	7,064	5.4%	1.6%	1.4%	1.2%
% of Patients satisfied with the dentistry they have received	12	13	92.3%	93.3%	93.1%	92.8%
% of Patients satisfied with the time they had to wait for an appointment	13	13	100.0%	90.4%	89.5%	88.7%

* This is based on patients treated on this contract for their most recent course of treatment. Figures in italics indicate the base number of FP17s or Patient Questionnaire responses are less than 100. N/A is shown where the base number of responses is less than 10 during the period. % is calculated as Quantity/Base number*100

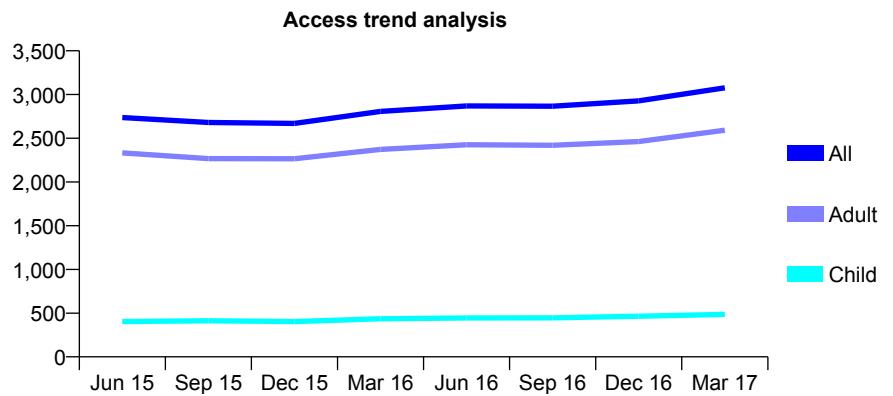
Q49 - Vital Signs At a Glance Contract Report for 746088/0003 - March 2017

Name or company name	MISS JM FORDE
Contract type name	GDS Contract
Purpose of contract	General
Contract start date	01/04/2008
Contract end date	

16/17 Contracted general activity (UDA)	8,000
Carry forward general activity (UDA)	305
16/17 Contracted orthodontic activity (UOA)	0
Carry forward orthodontic activity (UOA)	0
Baseline contract value	£227,207.74

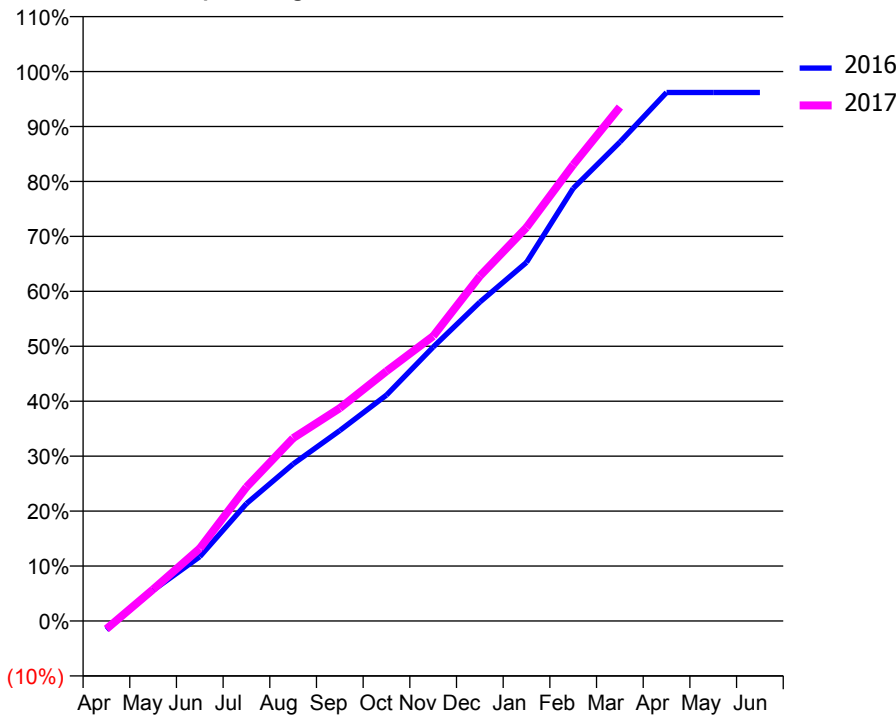
ACCESS*

Patients seen in 24 months	Total	Change since previous quarter
Quarter ending March 2016	2,807	
Quarter ending June 2016	2,870	↑
Quarter ending September 2016	2,866	→
Quarter ending December 2016	2,927	↑
Quarter ending March 2017	3,077	↑
Variance since March 2016	9.6%	↑



ACTIVITY

Cumulative percentage of contracted UDA delivered 2016 & 2017



Month	Adjusted Scheduled Activity (UDA)	
	2016	2017
April	-129	-117
May	448	461
June	937	1,058
July	1,709	1,949
August	2,287	2,662
September	2,773	3,099
October	3,290	3,638
November	3,989	4,147
December	4,643	5,022
January	5,221	5,729
February	6,299	6,643
March	6,972	7,482
April	7,695	
May	7,695	
June	7,695	

QUALITY

	Quantity	Base Number	Contract	AT	Region	England
% of FP17s for the same patient ID Re-attending within 3 months - Children	56	720	7.8%	11.5%	13.3%	12.3%
% of FP17s for the same patient ID Re-attending within 3 months - Adults	414	3,539	11.7%	15.6%	17.3%	16.7%
% of FP17s for the same patient ID Re-attending between 3 & 9 months - Children	385	720	53.5%	57.3%	58.9%	57.6%
% of FP17s for the same patient ID Re-attending between 3 & 9 months - Adults	1,795	3,539	50.7%	52.0%	52.2%	50.1%
% of FP17s for Band 1 Urgent Courses	99	3,940	2.5%	8.2%	9.2%	9.1%
% of FP17s Relating to Free Repair or Replacements	93	3,940	2.4%	1.2%	1.0%	0.8%
% of FP17s Relating to Continuations	106	3,940	2.7%	1.6%	1.4%	1.2%
% of Patients satisfied with the dentistry they have received	4	4	N/A	93.3%	93.1%	92.8%
% of Patients satisfied with the time they had to wait for an appointment	4	4	N/A	90.4%	89.5%	88.7%

* This is based on patients treated on this contract for their most recent course of treatment. Figures in italics indicate the base number of FP17s or Patient Questionnaire responses are less than 100. N/A is shown where the base number of responses is less than 10 during the period. % is calculated as Quantity/Base number*100

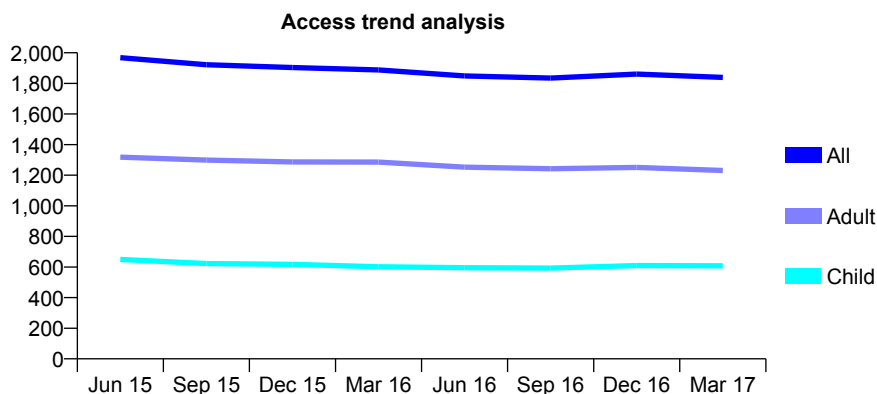
Q49 - Vital Signs At a Glance Contract Report for 749141/0001 - March 2017

Name or company name	MRS LK CAVE
Contract type name	GDS Contract
Purpose of contract	General
Contract start date	01/04/2006
Contract end date	

16/17 Contracted general activity (UDA)	5,333
Carry forward general activity (UDA)	0
16/17 Contracted orthodontic activity (UOA)	0
Carry forward orthodontic activity (UOA)	0
Baseline contract value	£148,267.24

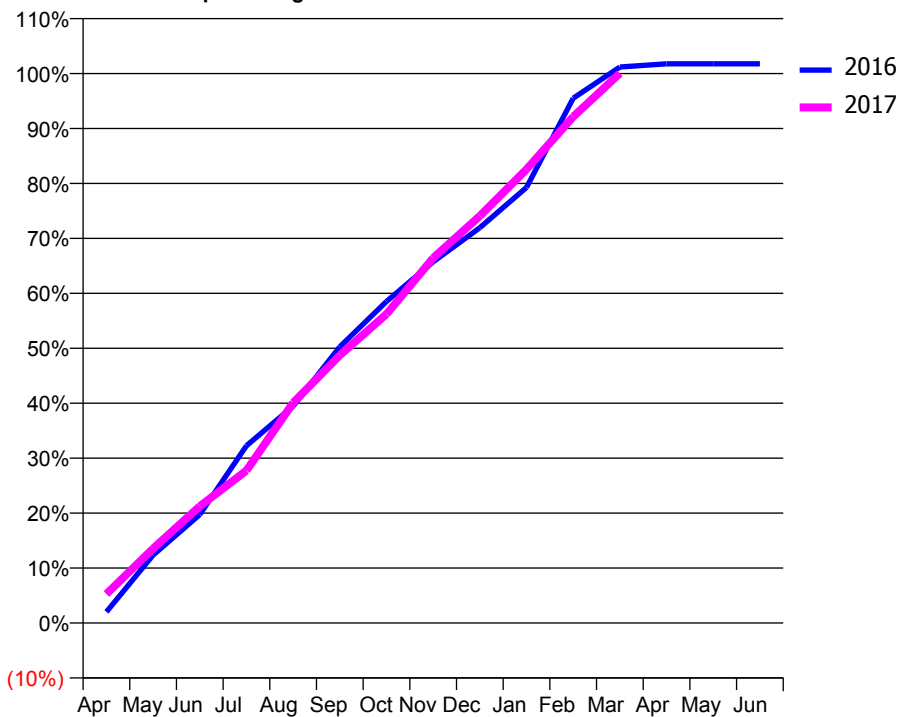
ACCESS*

Patients seen in 24 months	Total	Change since previous quarter
Quarter ending March 2016	1,888	
Quarter ending June 2016	1,849	↓
Quarter ending September 2016	1,835	→
Quarter ending December 2016	1,861	→
Quarter ending March 2017	1,839	↓
Variance since March 2016	(2.6%)	↓



ACTIVITY

Cumulative percentage of contracted UDA delivered 2016 & 2017



Month	Adjusted Scheduled Activity (UDA)	
	2016	2017
April	108	282
May	660	723
June	1,053	1,133
July	1,721	1,480
August	2,105	2,137
September	2,681	2,599
October	3,121	2,998
November	3,506	3,543
December	3,837	3,951
January	4,227	4,404
February	5,093	4,913
March	5,395	5,335
April	5,427	
May	5,426	
June	5,426	

QUALITY

	Quantity	Base Number	Contract	AT	Region	England
% of FP17s for the same patient ID Re-attending within 3 months - Children	59	890	6.6%	11.5%	13.3%	12.3%
% of FP17s for the same patient ID Re-attending within 3 months - Adults	227	1,554	14.6%	15.6%	17.3%	16.7%
% of FP17s for the same patient ID Re-attending between 3 & 9 months - Children	535	890	60.1%	57.3%	58.9%	57.6%
% of FP17s for the same patient ID Re-attending between 3 & 9 months - Adults	820	1,554	52.8%	52.0%	52.2%	50.1%
% of FP17s for Band 1 Urgent Courses	65	2,431	2.7%	8.2%	9.2%	9.1%
% of FP17s Relating to Free Repair or Replacements	41	2,431	1.7%	1.2%	1.0%	0.8%
% of FP17s Relating to Continuations	17	2,431	0.7%	1.6%	1.4%	1.2%
% of Patients satisfied with the dentistry they have received	3	3	N/A	93.3%	93.1%	92.8%
% of Patients satisfied with the time they had to wait for an appointment	3	3	N/A	90.4%	89.5%	88.7%

* This is based on patients treated on this contract for their most recent course of treatment. Figures in italics indicate the base number of FP17s or Patient Questionnaire responses are less than 100. N/A is shown where the base number of responses is less than 10 during the period. % is calculated as Quantity/Base number*100

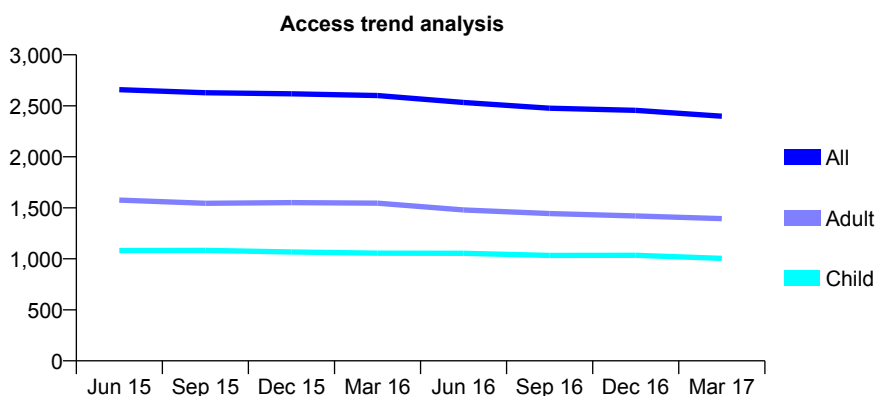
Q49 - Vital Signs At a Glance Contract Report for 751847/0001 - March 2017

Name or company name	MR TB JUKES
Contract type name	GDS Contract
Purpose of contract	General
Contract start date	01/04/2006
Contract end date	

16/17 Contracted general activity (UDA)	10,962
Carry forward general activity (UDA)	0
16/17 Contracted orthodontic activity (UOA)	0
Carry forward orthodontic activity (UOA)	0
Baseline contract value	£279,991.19

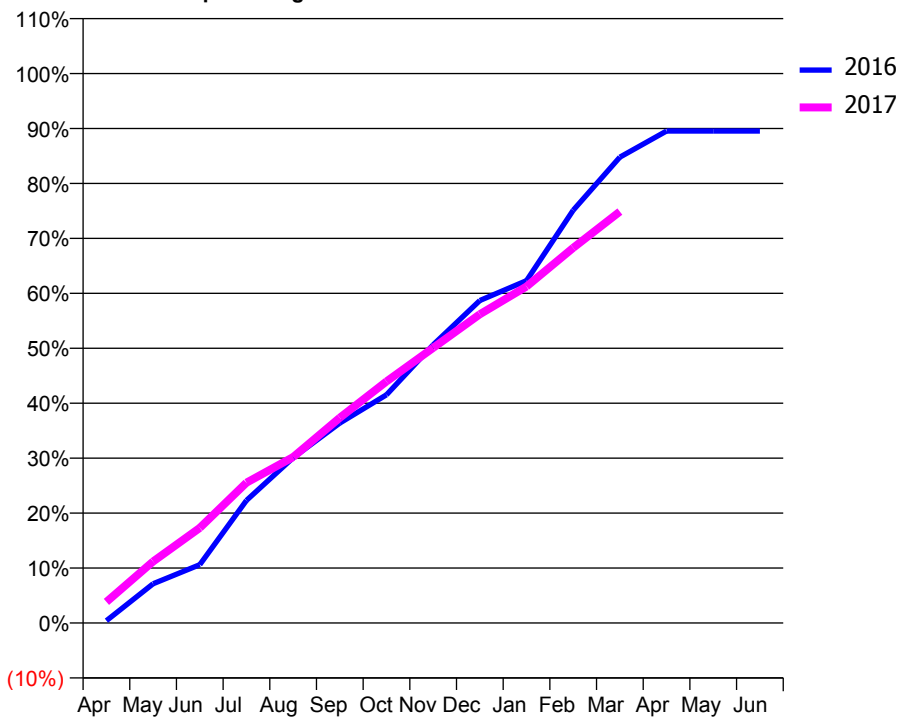
ACCESS*

Patients seen in 24 months	Total	Change since previous quarter
Quarter ending March 2016	2,601	
Quarter ending June 2016	2,533	↓
Quarter ending September 2016	2,477	↓
Quarter ending December 2016	2,455	→
Quarter ending March 2017	2,398	↓
Variance since March 2016	(7.8%)	↓



ACTIVITY

Cumulative percentage of contracted UDA delivered 2016 & 2017



Month	Adjusted Scheduled Activity (UDA)	
	2016	2017
April	47	421
May	784	1,229
June	1,164	1,899
July	2,447	2,801
August	3,296	3,310
September	3,989	4,094
October	4,552	4,818
November	5,550	5,490
December	6,433	6,161
January	6,830	6,713
February	8,236	7,485
March	9,293	8,207
April	9,814	
May	9,814	
June	9,814	

QUALITY

	Quantity	Base Number	Contract	AT	Region	England
% of FP17s for the same patient ID Re-attending within 3 months - Children	134	1,370	9.8%	11.5%	13.3%	12.3%
% of FP17s for the same patient ID Re-attending within 3 months - Adults	832	2,210	37.6%	15.6%	17.3%	16.7%
% of FP17s for the same patient ID Re-attending between 3 & 9 months - Children	752	1,370	54.9%	57.3%	58.9%	57.6%
% of FP17s for the same patient ID Re-attending between 3 & 9 months - Adults	932	2,210	42.2%	52.0%	52.2%	50.1%
% of FP17s for Band 1 Urgent Courses	172	3,412	5.0%	8.2%	9.2%	9.1%
% of FP17s Relating to Free Repair or Replacements	1	3,412	0.0%	1.2%	1.0%	0.8%
% of FP17s Relating to Continuations	29	3,412	0.8%	1.6%	1.4%	1.2%
% of Patients satisfied with the dentistry they have received	1	1	N/A	93.3%	93.1%	92.8%
% of Patients satisfied with the time they had to wait for an appointment	1	1	N/A	90.4%	89.5%	88.7%

* This is based on patients treated on this contract for their most recent course of treatment. Figures in italics indicate the base number of FP17s or Patient Questionnaire responses are less than 100. N/A is shown where the base number of responses is less than 10 during the period. % is calculated as Quantity/Base number*100

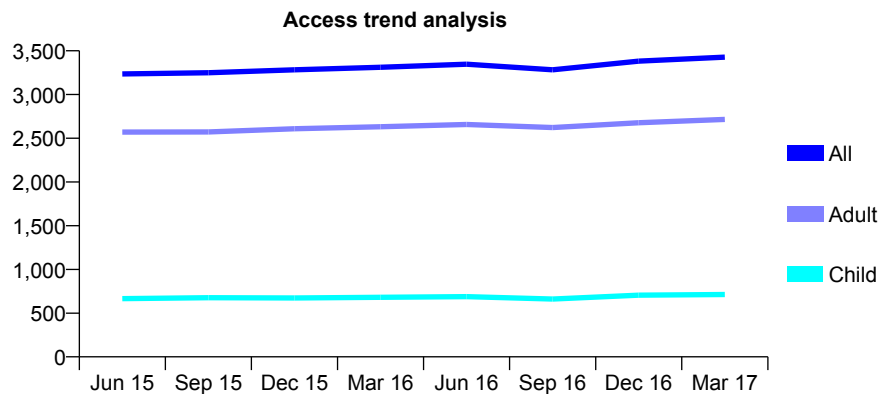
Q49 - Vital Signs At a Glance Contract Report for 754722/0001 - March 2017

Name or company name	MR K ROBSON
Contract type name	GDS Contract
Purpose of contract	General
Contract start date	01/08/2011
Contract end date	

16/17 Contracted general activity (UDA)	11,463
Carry forward general activity (UDA)	205
16/17 Contracted orthodontic activity (UOA)	0
Carry forward orthodontic activity (UOA)	0
Baseline contract value	£297,607.39

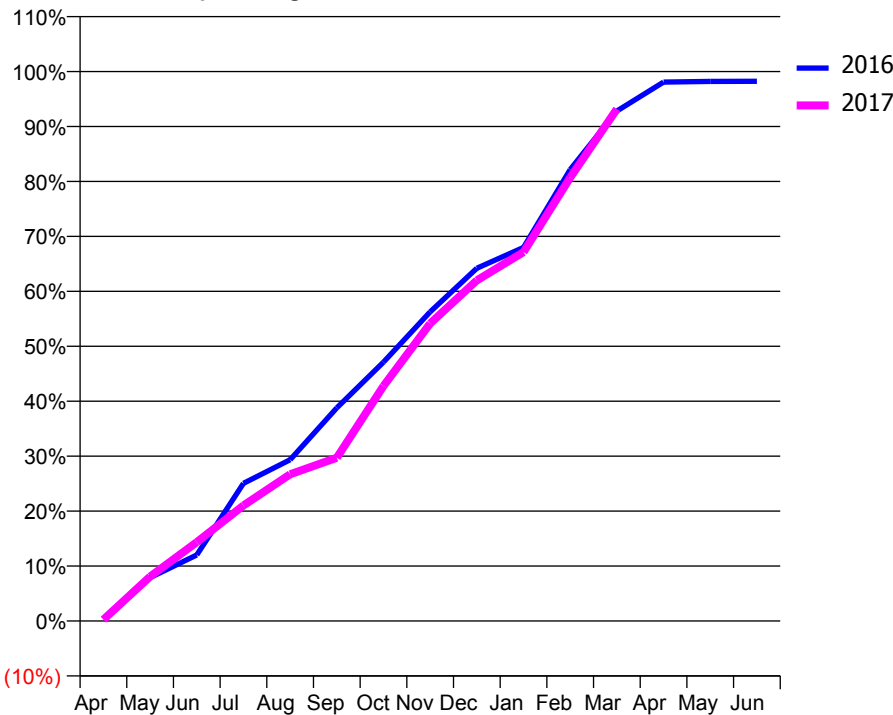
ACCESS*

Patients seen in 24 months	Total	Change since previous quarter
Quarter ending March 2016	3,312	
Quarter ending June 2016	3,346	→
Quarter ending September 2016	3,283	↓
Quarter ending December 2016	3,382	↑
Quarter ending March 2017	3,428	→
Variance since March 2016	3.5%	↑



ACTIVITY

Cumulative percentage of contracted UDA delivered 2016 & 2017



Month	Adjusted Scheduled Activity (UDA)	
	2016	2017
April	43	28
May	905	928
June	1,377	1,645
July	2,871	2,410
August	3,364	3,061
September	4,445	3,407
October	5,401	4,903
November	6,450	6,209
December	7,360	7,105
January	7,792	7,696
February	9,419	9,250
March	10,640	10,680
April	11,243	
May	11,257	
June	11,258	

QUALITY

	Quantity	Base Number	Contract	AT	Region	England
% of FP17s for the same patient ID Re-attending within 3 months - Children	65	1,045	6.2%	11.5%	13.3%	12.3%
% of FP17s for the same patient ID Re-attending within 3 months - Adults	703	4,235	16.6%	15.6%	17.3%	16.7%
% of FP17s for the same patient ID Re-attending between 3 & 9 months - Children	646	1,045	61.8%	57.3%	58.9%	57.6%
% of FP17s for the same patient ID Re-attending between 3 & 9 months - Adults	2,448	4,235	57.8%	52.0%	52.2%	50.1%
% of FP17s for Band 1 Urgent Courses	220	5,006	4.4%	8.2%	9.2%	9.1%
% of FP17s Relating to Free Repair or Replacements	68	5,006	1.4%	1.2%	1.0%	0.8%
% of FP17s Relating to Continuations	50	5,006	1.0%	1.6%	1.4%	1.2%
% of Patients satisfied with the dentistry they have received	6	6	N/A	93.3%	93.1%	92.8%
% of Patients satisfied with the time they had to wait for an appointment	6	6	N/A	90.4%	89.5%	88.7%

* This is based on patients treated on this contract for their most recent course of treatment. Figures in italics indicate the base number of FP17s or Patient Questionnaire responses are less than 100. N/A is shown where the base number of responses is less than 10 during the period. % is calculated as Quantity/Base number*100

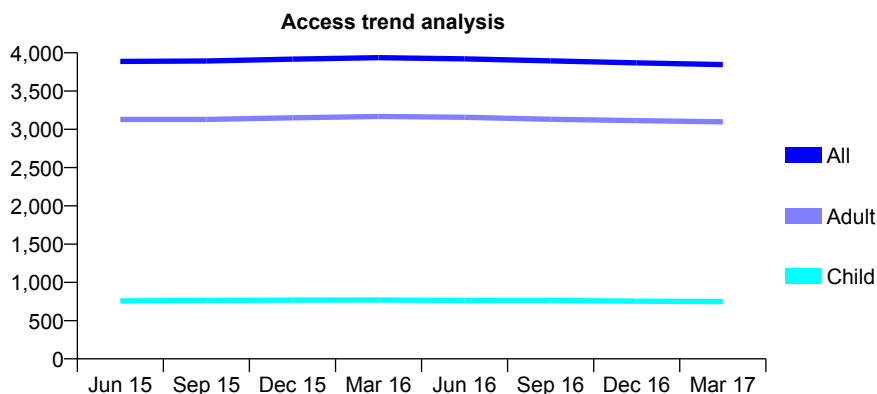
Q49 - Vital Signs At a Glance Contract Report for 761028/0001 - March 2017

Name or company name	MR NB EVE
Contract type name	GDS Contract
Purpose of contract	General
Contract start date	01/04/2006
Contract end date	

16/17 Contracted general activity (UDA)	10,751
Carry forward general activity (UDA)	-96
16/17 Contracted orthodontic activity (UOA)	0
Carry forward orthodontic activity (UOA)	0
Baseline contract value	£324,521.66

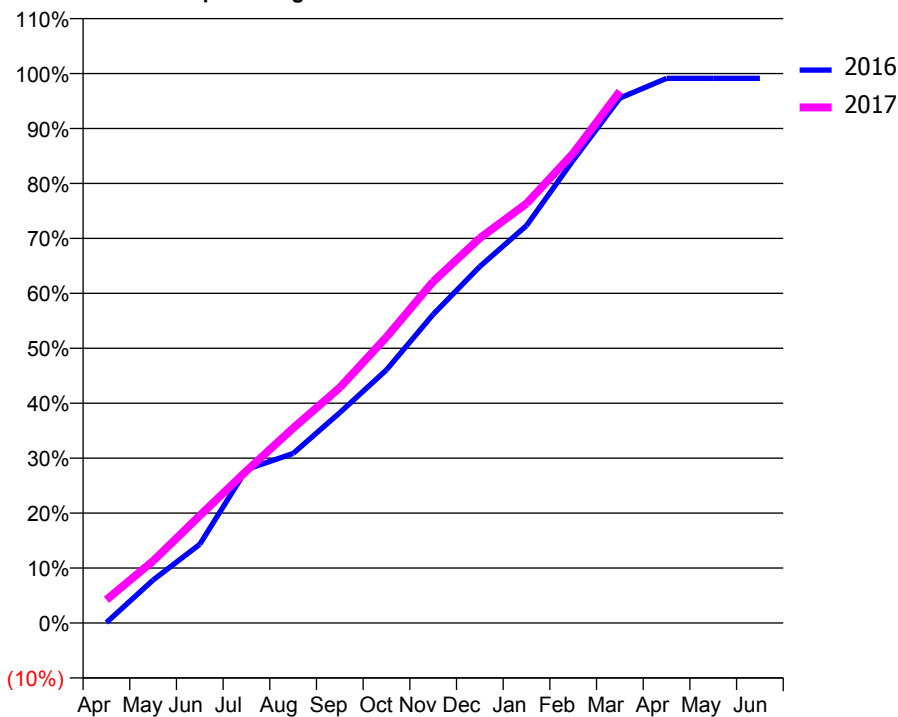
ACCESS*

Patients seen in 24 months	Total	Change since previous quarter
Quarter ending March 2016	3,936	
Quarter ending June 2016	3,920	→
Quarter ending September 2016	3,894	→
Quarter ending December 2016	3,868	→
Quarter ending March 2017	3,846	→
Variance since March 2016	(2.3%)	↓



ACTIVITY

Cumulative percentage of contracted UDA delivered 2016 & 2017



Month	Adjusted Scheduled Activity (UDA)	
	2016	2017
April	10	455
May	841	1,216
June	1,541	2,103
July	3,004	2,975
August	3,318	3,813
September	4,116	4,605
October	4,952	5,595
November	6,039	6,680
December	6,975	7,531
January	7,776	8,205
February	9,054	9,189
March	10,269	10,402
April	10,655	
May	10,655	
June	10,655	

QUALITY

	Quantity	Base Number	Contract	AT	Region	England
% of FP17s for the same patient ID Re-attending within 3 months - Children	118	1,254	9.4%	11.5%	13.3%	12.3%
% of FP17s for the same patient ID Re-attending within 3 months - Adults	633	4,312	14.7%	15.6%	17.3%	16.7%
% of FP17s for the same patient ID Re-attending between 3 & 9 months - Children	870	1,254	69.4%	57.3%	58.9%	57.6%
% of FP17s for the same patient ID Re-attending between 3 & 9 months - Adults	2,348	4,312	54.5%	52.0%	52.2%	50.1%
% of FP17s for Band 1 Urgent Courses	435	5,391	8.1%	8.2%	9.2%	9.1%
% of FP17s Relating to Free Repair or Replacements	19	5,391	0.4%	1.2%	1.0%	0.8%
% of FP17s Relating to Continuations	38	5,391	0.7%	1.6%	1.4%	1.2%
% of Patients satisfied with the dentistry they have received	30	30	100.0%	93.3%	93.1%	92.8%
% of Patients satisfied with the time they had to wait for an appointment	30	30	100.0%	90.4%	89.5%	88.7%

* This is based on patients treated on this contract for their most recent course of treatment. Figures in italics indicate the base number of FP17s or Patient Questionnaire responses are less than 100. N/A is shown where the base number of responses is less than 10 during the period. % is calculated as Quantity/Base number*100

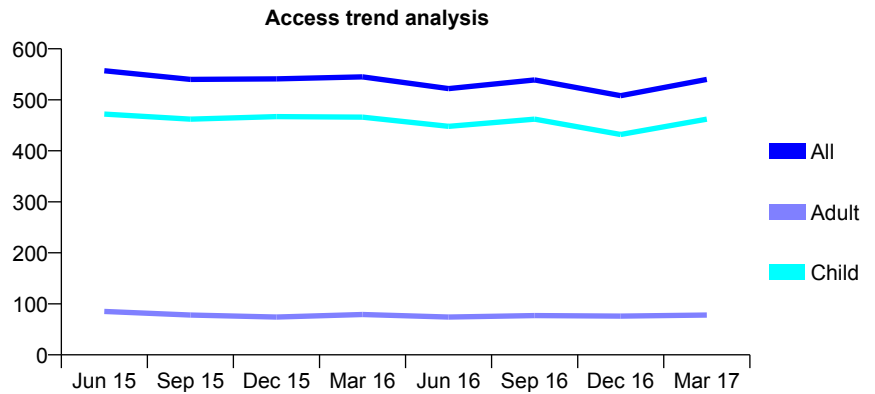
Q49 - Vital Signs At a Glance Contract Report for 761044/0001 - March 2017

Name or company name	MR RA WINTER
Contract type name	GDS Contract
Purpose of contract	General
Contract start date	01/11/2011
Contract end date	

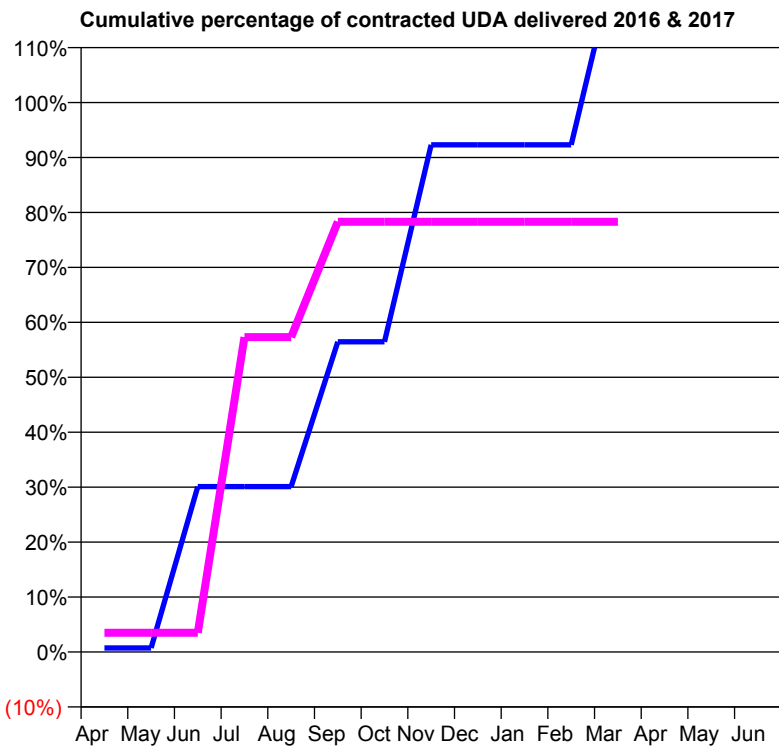
16/17 Contracted general activity (UDA)	400
Carry forward general activity (UDA)	0
16/17 Contracted orthodontic activity (UOA)	0
Carry forward orthodontic activity (UOA)	0
Baseline contract value	£9,234.13

ACCESS*

Patients seen in 24 months	Total	Change since previous quarter
Quarter ending March 2016	545	
Quarter ending June 2016	522	↓
Quarter ending September 2016	539	↑
Quarter ending December 2016	508	↓
Quarter ending March 2017	540	↑
Variance since March 2016	(0.9%)	→



ACTIVITY



Month	Adjusted Scheduled Activity (UDA)	
	2016	2017
April	3	14
May	3	14
June	120	14
July	120	229
August	120	229
September	226	313
October	226	313
November	369	313
December	369	313
January	369	313
February	369	313
March	511	313
April	537	
May	537	
June	537	

QUALITY

	Quantity	Base Number	Contract	AT	Region	England
% of FP17s for the same patient ID Re-attending within 3 months - Children	7	291	2.4%	11.5%	13.3%	12.3%
% of FP17s for the same patient ID Re-attending within 3 months - Adults	0	14	0.0%	15.6%	17.3%	16.7%
% of FP17s for the same patient ID Re-attending between 3 & 9 months - Children	155	291	53.3%	57.3%	58.9%	57.6%
% of FP17s for the same patient ID Re-attending between 3 & 9 months - Adults	7	14	50.0%	52.0%	52.2%	50.1%
% of FP17s for Band 1 Urgent Courses	1	267	0.4%	8.2%	9.2%	9.1%
% of FP17s Relating to Free Repair or Replacements	0	267	0.0%	1.2%	1.0%	0.8%
% of FP17s Relating to Continuations	1	267	0.4%	1.6%	1.4%	1.2%
% of Patients satisfied with the dentistry they have received	0	0	N/A	93.3%	93.1%	92.8%
% of Patients satisfied with the time they had to wait for an appointment	0	0	N/A	90.4%	89.5%	88.7%

* This is based on patients treated on this contract for their most recent course of treatment. Figures in italics indicate the base number of FP17s or Patient Questionnaire responses are less than 100. N/A is shown where the base number of responses is less than 10 during the period. % is calculated as Quantity/Base number*100

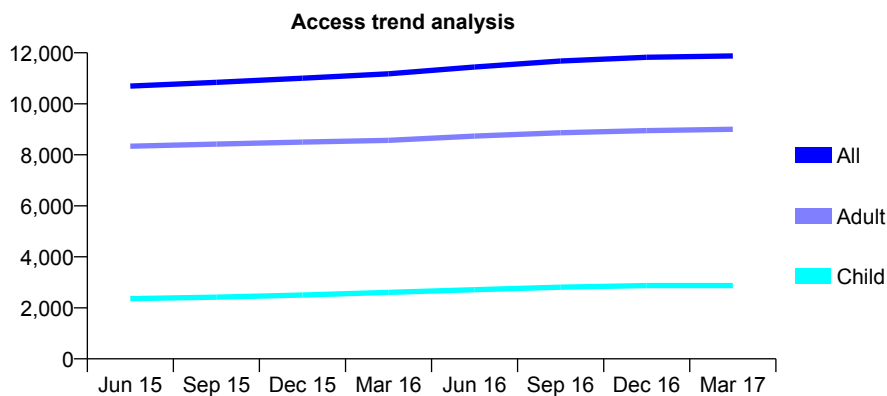
Q49 - Vital Signs At a Glance Contract Report for 762083/0001 - March 2017

Name or company name	Westerhope Limited
Contract type name	GDS Contract
Purpose of contract	General
Contract start date	01/04/2006
Contract end date	

16/17 Contracted general activity (UDA)	37,862
Carry forward general activity (UDA)	325
16/17 Contracted orthodontic activity (UOA)	0
Carry forward orthodontic activity (UOA)	0
Baseline contract value	£982,702.34

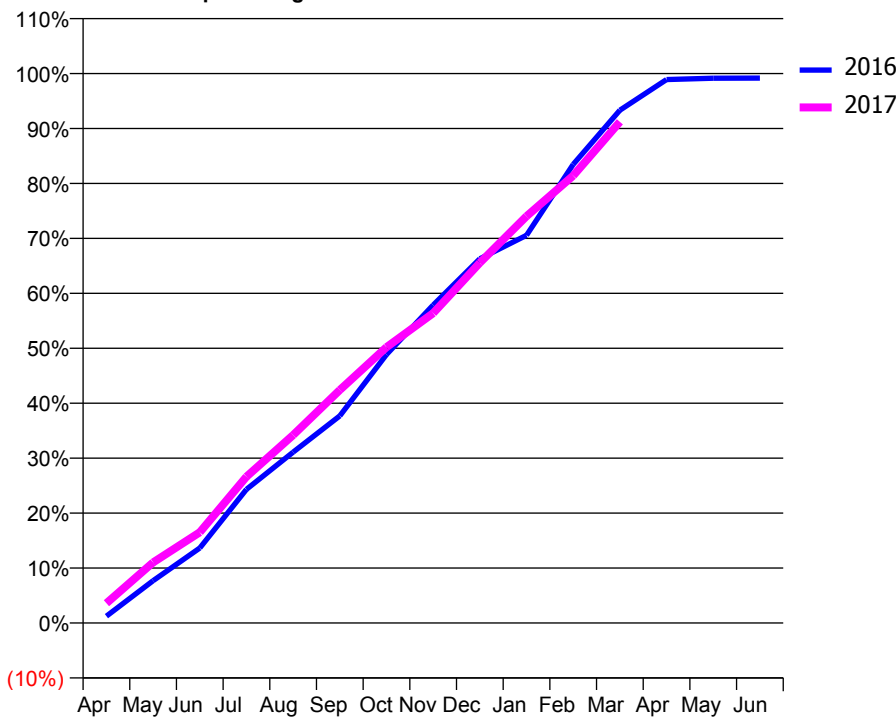
ACCESS*

Patients seen in 24 months	Total	Change since previous quarter
Quarter ending March 2016	11,175	
Quarter ending June 2016	11,443	↑
Quarter ending September 2016	11,678	↑
Quarter ending December 2016	11,823	→
Quarter ending March 2017	11,875	→
Variance since March 2016	6.3%	↑



ACTIVITY

Cumulative percentage of contracted UDA delivered 2016 & 2017



Month	Adjusted Scheduled Activity (UDA)	
	2016	2017
April	484	1,369
May	2,966	4,173
June	5,257	6,250
July	9,373	10,086
August	11,985	12,953
September	14,523	16,058
October	18,828	19,003
November	22,299	21,345
December	25,543	24,826
January	27,191	28,028
February	32,163	30,817
March	35,961	34,537
April	38,105	
May	38,204	
June	38,207	

QUALITY

	Quantity	Base Number	Contract	AT	Region	England
% of FP17s for the same patient ID Re-attending within 3 months - Children	230	3,779	6.1%	11.5%	13.3%	12.3%
% of FP17s for the same patient ID Re-attending within 3 months - Adults	1,640	11,032	14.9%	15.6%	17.3%	16.7%
% of FP17s for the same patient ID Re-attending between 3 & 9 months - Children	1,941	3,779	51.4%	57.3%	58.9%	57.6%
% of FP17s for the same patient ID Re-attending between 3 & 9 months - Adults	5,073	11,032	46.0%	52.0%	52.2%	50.1%
% of FP17s for Band 1 Urgent Courses	1,366	13,533	10.1%	8.2%	9.2%	9.1%
% of FP17s Relating to Free Repair or Replacements	141	13,533	1.0%	1.2%	1.0%	0.8%
% of FP17s Relating to Continuations	83	13,533	0.6%	1.6%	1.4%	1.2%
% of Patients satisfied with the dentistry they have received	14	14	100.0%	93.3%	93.1%	92.8%
% of Patients satisfied with the time they had to wait for an appointment	13	14	92.9%	90.4%	89.5%	88.7%

* This is based on patients treated on this contract for their most recent course of treatment. Figures in italics indicate the base number of FP17s or Patient Questionnaire responses are less than 100. N/A is shown where the base number of responses is less than 10 during the period. % is calculated as Quantity/Base number*100

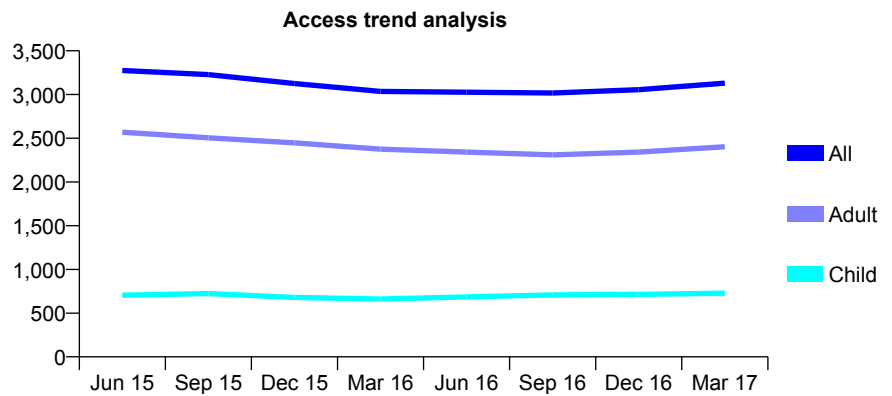
Q49 - Vital Signs At a Glance Contract Report for 762083/0002 - March 2017

Name or company name	MR SU CHOCHAN
Contract type name	GDS Contract
Purpose of contract	General
Contract start date	01/12/2010
Contract end date	

16/17 Contracted general activity (UDA)	13,500
Carry forward general activity (UDA)	0
16/17 Contracted orthodontic activity (UOA)	0
Carry forward orthodontic activity (UOA)	0
Baseline contract value	£375,371.64

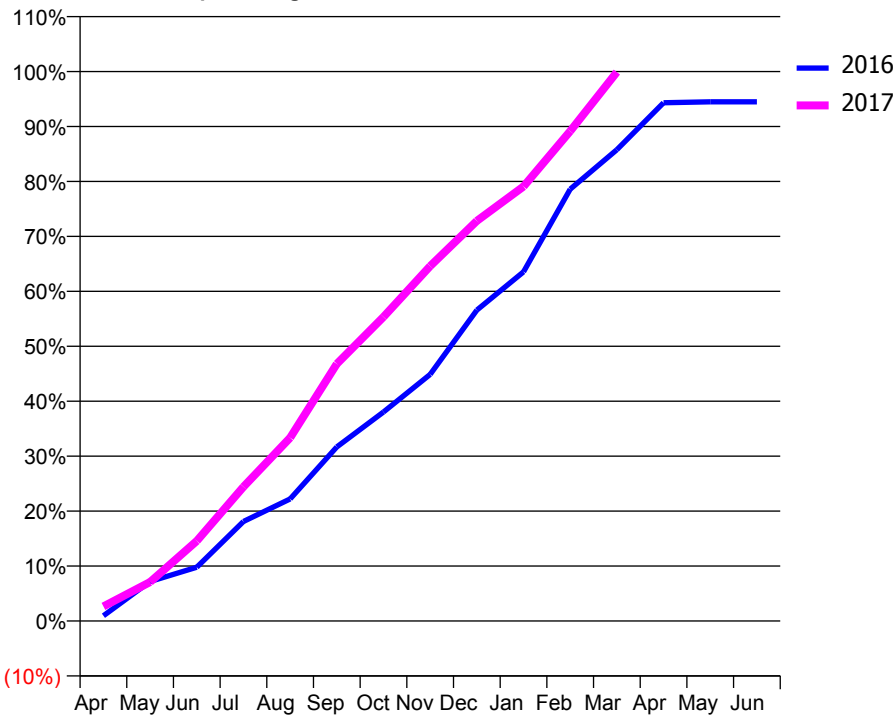
ACCESS*

Patients seen in 24 months	Total	Change since previous quarter
Quarter ending March 2016	3,036	
Quarter ending June 2016	3,027	→
Quarter ending September 2016	3,018	→
Quarter ending December 2016	3,056	→
Quarter ending March 2017	3,130	↑
Variance since March 2016	3.1%	↑



ACTIVITY

Cumulative percentage of contracted UDA delivered 2016 & 2017



Month	Adjusted Scheduled Activity (UDA)	
	2016	2017
April	131	358
May	971	958
June	1,321	1,967
July	2,446	3,297
August	2,998	4,504
September	4,277	6,317
October	5,137	7,470
November	6,059	8,719
December	7,637	9,830
January	8,580	10,675
February	10,609	12,034
March	11,578	13,487
April	12,732	
May	12,756	
June	12,756	

QUALITY

	Quantity	Base Number	Contract	AT	Region	England
% of FP17s for the same patient ID Re-attending within 3 months - Children	86	1,017	8.5%	11.5%	13.3%	12.3%
% of FP17s for the same patient ID Re-attending within 3 months - Adults	512	3,296	15.5%	15.6%	17.3%	16.7%
% of FP17s for the same patient ID Re-attending between 3 & 9 months - Children	478	1,017	47.0%	57.3%	58.9%	57.6%
% of FP17s for the same patient ID Re-attending between 3 & 9 months - Adults	1,630	3,296	49.5%	52.0%	52.2%	50.1%
% of FP17s for Band 1 Urgent Courses	106	3,916	2.7%	8.2%	9.2%	9.1%
% of FP17s Relating to Free Repair or Replacements	52	3,916	1.3%	1.2%	1.0%	0.8%
% of FP17s Relating to Continuations	149	3,916	3.8%	1.6%	1.4%	1.2%
% of Patients satisfied with the dentistry they have received	8	9	N/A	93.3%	93.1%	92.8%
% of Patients satisfied with the time they had to wait for an appointment	8	9	N/A	90.4%	89.5%	88.7%

* This is based on patients treated on this contract for their most recent course of treatment. Figures in italics indicate the base number of FP17s or Patient Questionnaire responses are less than 100. N/A is shown where the base number of responses is less than 10 during the period. % is calculated as Quantity/Base number*100

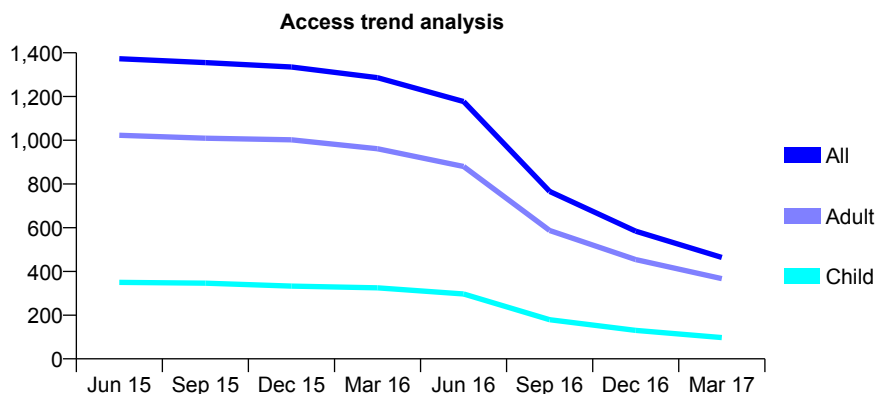
Q49 - Vital Signs At a Glance Contract Report for 764663/0002 - March 2017

Name or company name	MR RJ FRETWELL
Contract type name	GDS Contract
Purpose of contract	General
Contract start date	01/04/2006
Contract end date	31/05/2016

16/17 Contracted general activity (UDA)	1,192
Carry forward general activity (UDA)	0
16/17 Contracted orthodontic activity (UOA)	0
Carry forward orthodontic activity (UOA)	0
Baseline contract value	£27,509.18

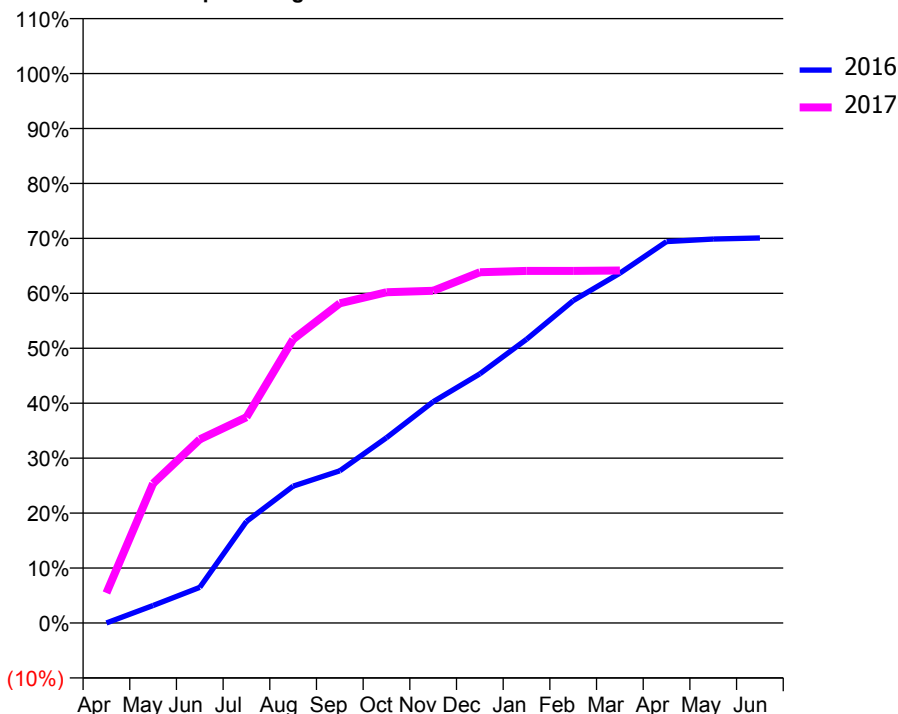
ACCESS*

Patients seen in 24 months	Total	Change since previous quarter
Quarter ending March 2016	1,286	
Quarter ending June 2016	1,177	↓
Quarter ending September 2016	766	↓
Quarter ending December 2016	584	↓
Quarter ending March 2017	464	↓
Variance since March 2016	(63.9%)	↓



ACTIVITY

Cumulative percentage of contracted UDA delivered 2016 & 2017



Month	Adjusted Scheduled Activity (UDA)	
	2016	2017
April	0	65
May	229	303
June	465	399
July	1,321	447
August	1,781	615
September	1,981	694
October	2,411	718
November	2,879	721
December	3,242	761
January	3,692	764
February	4,194	764
March	4,552	765
April	4,962	
May	4,997	
June	5,011	

QUALITY

	Quantity	Base Number	Contract	AT	Region	England
% of FP17s for the same patient ID Re-attending within 3 months - Children	9	118	7.6%	11.5%	13.3%	12.3%
% of FP17s for the same patient ID Re-attending within 3 months - Adults	97	412	23.5%	15.6%	17.3%	16.7%
% of FP17s for the same patient ID Re-attending between 3 & 9 months - Children	64	118	54.2%	57.3%	58.9%	57.6%
% of FP17s for the same patient ID Re-attending between 3 & 9 months - Adults	224	412	54.4%	52.0%	52.2%	50.1%
% of FP17s for Band 1 Urgent Courses	13	289	4.5%	8.2%	9.2%	9.1%
% of FP17s Relating to Free Repair or Replacements	8	289	2.8%	1.2%	1.0%	0.8%
% of FP17s Relating to Continuations	6	289	2.1%	1.6%	1.4%	1.2%
% of Patients satisfied with the dentistry they have received	3	3	N/A	93.3%	93.1%	92.8%
% of Patients satisfied with the time they had to wait for an appointment	2	3	N/A	90.4%	89.5%	88.7%

* This is based on patients treated on this contract for their most recent course of treatment. Figures in italics indicate the base number of FP17s or Patient Questionnaire responses are less than 100. N/A is shown where the base number of responses is less than 10 during the period. % is calculated as Quantity/Base number*100

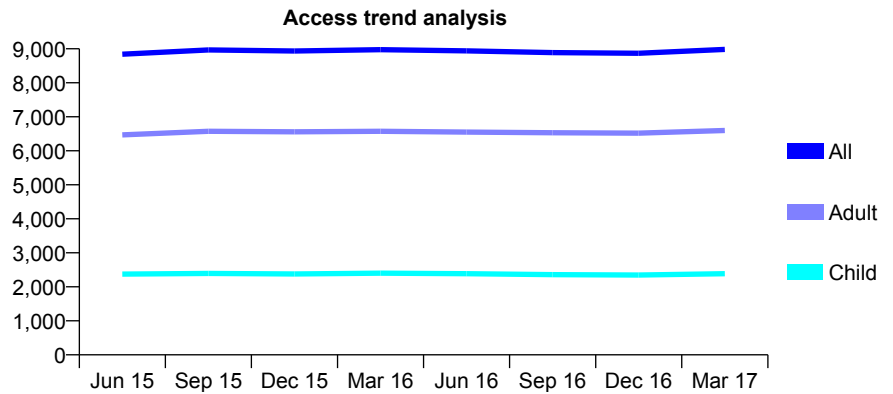
Q49 - Vital Signs At a Glance Contract Report for 766747/0001 - March 2017

Name or company name	MR S BEDI
Contract type name	GDS Contract
Purpose of contract	General
Contract start date	01/04/2006
Contract end date	

16/17 Contracted general activity (UDA)	25,485
Carry forward general activity (UDA)	0
16/17 Contracted orthodontic activity (UOA)	0
Carry forward orthodontic activity (UOA)	0
Baseline contract value	£655,024.40

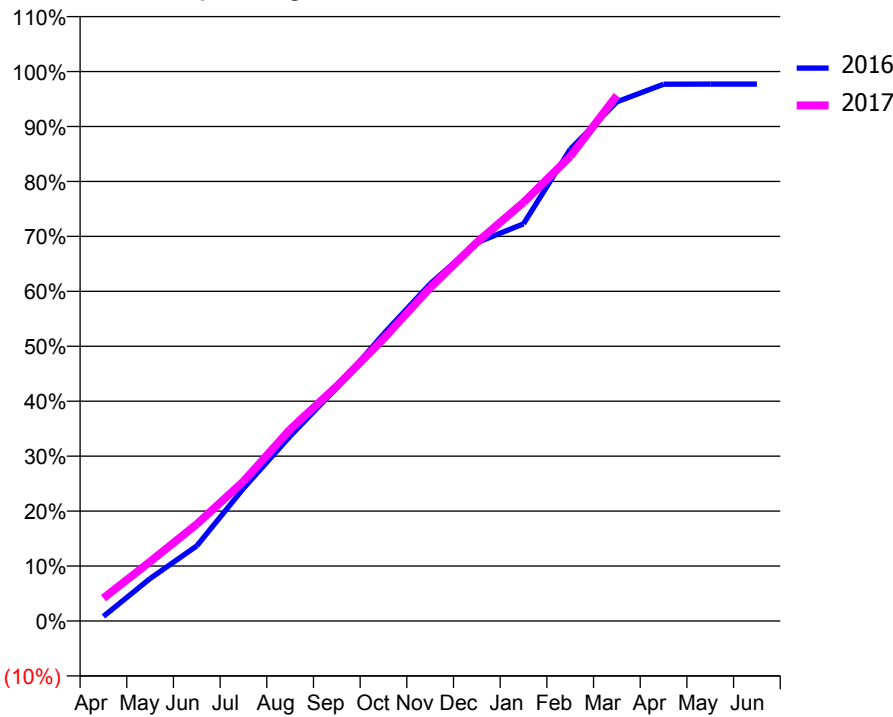
ACCESS*

Patients seen in 24 months	Total	Change since previous quarter
Quarter ending March 2016	8,973	
Quarter ending June 2016	8,939	→
Quarter ending September 2016	8,890	→
Quarter ending December 2016	8,868	→
Quarter ending March 2017	8,983	→
Variance since March 2016	0.1%	→



ACTIVITY

Cumulative percentage of contracted UDA delivered 2016 & 2017



Month	Adjusted Scheduled Activity (UDA)	
	2016	2017
April	216	1,058
May	1,973	2,754
June	3,484	4,491
July	6,152	6,479
August	8,575	8,891
September	10,818	10,893
October	13,311	13,086
November	15,638	15,455
December	17,548	17,561
January	18,421	19,418
February	21,875	21,543
March	24,082	24,376
April	24,898	
May	24,901	
June	24,901	

QUALITY

	Quantity	Base Number	Contract	AT	Region	England
% of FP17s for the same patient ID Re-attending within 3 months - Children	260	3,354	7.8%	11.5%	13.3%	12.3%
% of FP17s for the same patient ID Re-attending within 3 months - Adults	1,511	8,764	17.2%	15.6%	17.3%	16.7%
% of FP17s for the same patient ID Re-attending between 3 & 9 months - Children	1,814	3,354	54.1%	57.3%	58.9%	57.6%
% of FP17s for the same patient ID Re-attending between 3 & 9 months - Adults	4,312	8,764	49.2%	52.0%	52.2%	50.1%
% of FP17s for Band 1 Urgent Courses	873	11,362	7.7%	8.2%	9.2%	9.1%
% of FP17s Relating to Free Repair or Replacements	141	11,362	1.2%	1.2%	1.0%	0.8%
% of FP17s Relating to Continuations	339	11,362	3.0%	1.6%	1.4%	1.2%
% of Patients satisfied with the dentistry they have received	19	19	100.0%	93.3%	93.1%	92.8%
% of Patients satisfied with the time they had to wait for an appointment	19	19	100.0%	90.4%	89.5%	88.7%

* This is based on patients treated on this contract for their most recent course of treatment. Figures in italics indicate the base number of FP17s or Patient Questionnaire responses are less than 100. N/A is shown where the base number of responses is less than 10 during the period. % is calculated as Quantity/Base number*100

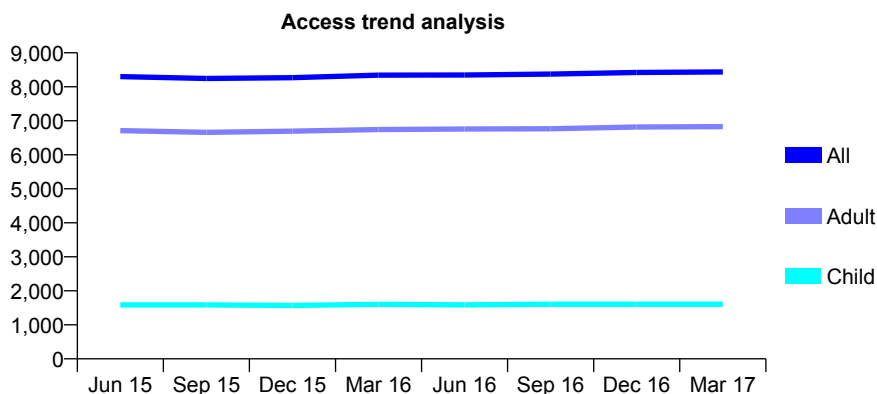
Q49 - Vital Signs At a Glance Contract Report for 767514/0001 - March 2017

Name or company name	MISS KE BOOTH
Contract type name	GDS Contract
Purpose of contract	General and Orthodontic
Contract start date	01/04/2006
Contract end date	

16/17 Contracted general activity (UDA)	26,094
Carry forward general activity (UDA)	0
16/17 Contracted orthodontic activity (UOA)	220
Carry forward orthodontic activity (UOA)	0
Baseline contract value	£558,332.98

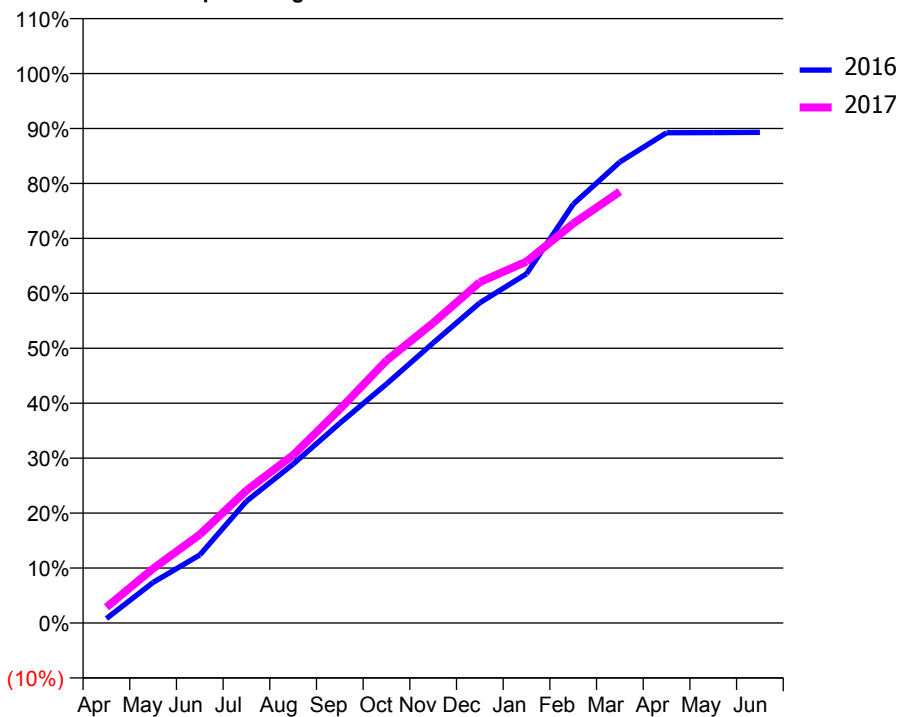
ACCESS*

Patients seen in 24 months	Total	Change since previous quarter
Quarter ending March 2016	8,344	
Quarter ending June 2016	8,346	→
Quarter ending September 2016	8,373	→
Quarter ending December 2016	8,423	→
Quarter ending March 2017	8,437	→
Variance since March 2016	1.1%	→



ACTIVITY

Cumulative percentage of contracted UDA delivered 2016 & 2017



Month	Adjusted Scheduled Activity (UDA)	
	2016	2017
April	213	753
May	1,930	2,590
June	3,231	4,203
July	5,782	6,295
August	7,548	7,976
September	9,491	10,155
October	11,351	12,466
November	13,304	14,253
December	15,205	16,186
January	16,580	17,161
February	19,886	18,966
March	21,896	20,485
April	23,281	
May	23,287	
June	23,296	

QUALITY

	Quantity	Base Number	Contract	AT	Region	England
% of FP17s for the same patient ID Re-attending within 3 months - Children	211	2,392	8.8%	11.5%	13.3%	12.3%
% of FP17s for the same patient ID Re-attending within 3 months - Adults	2,127	10,162	20.9%	15.6%	17.3%	16.7%
% of FP17s for the same patient ID Re-attending between 3 & 9 months - Children	1,532	2,392	64.0%	57.3%	58.9%	57.6%
% of FP17s for the same patient ID Re-attending between 3 & 9 months - Adults	5,640	10,162	55.5%	52.0%	52.2%	50.1%
% of FP17s for Band 1 Urgent Courses	1,034	11,145	9.3%	8.2%	9.2%	9.1%
% of FP17s Relating to Free Repair or Replacements	71	11,145	0.6%	1.2%	1.0%	0.8%
% of FP17s Relating to Continuations	51	11,145	0.5%	1.6%	1.4%	1.2%
% of Patients satisfied with the dentistry they have received	17	17	100.0%	93.3%	93.1%	92.8%
% of Patients satisfied with the time they had to wait for an appointment	15	17	88.2%	90.4%	89.5%	88.7%

* This is based on patients treated on this contract for their most recent course of treatment. Figures in italics indicate the base number of FP17s or Patient Questionnaire responses are less than 100. N/A is shown where the base number of responses is less than 10 during the period. % is calculated as Quantity/Base number*100

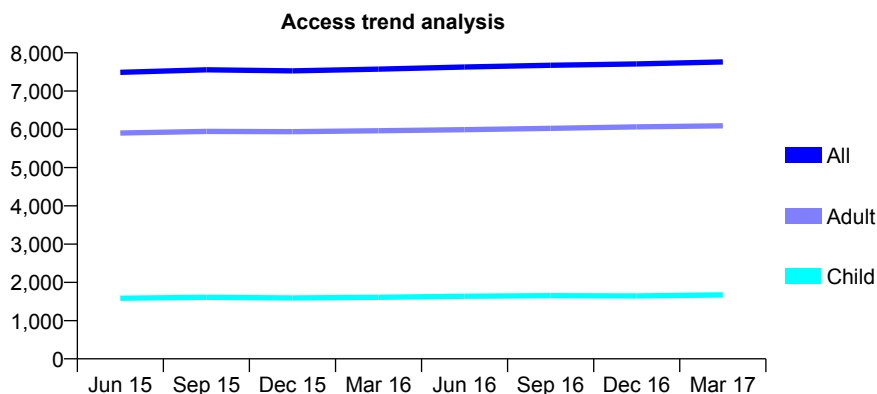
Q49 - Vital Signs At a Glance Contract Report for 768820/0001 - March 2017

Name or company name	MRS S HYDER
Contract type name	GDS Contract
Purpose of contract	General
Contract start date	01/10/2008
Contract end date	

16/17 Contracted general activity (UDA)	21,792
Carry forward general activity (UDA)	845
16/17 Contracted orthodontic activity (UOA)	0
Carry forward orthodontic activity (UOA)	0
Baseline contract value	£515,641.73

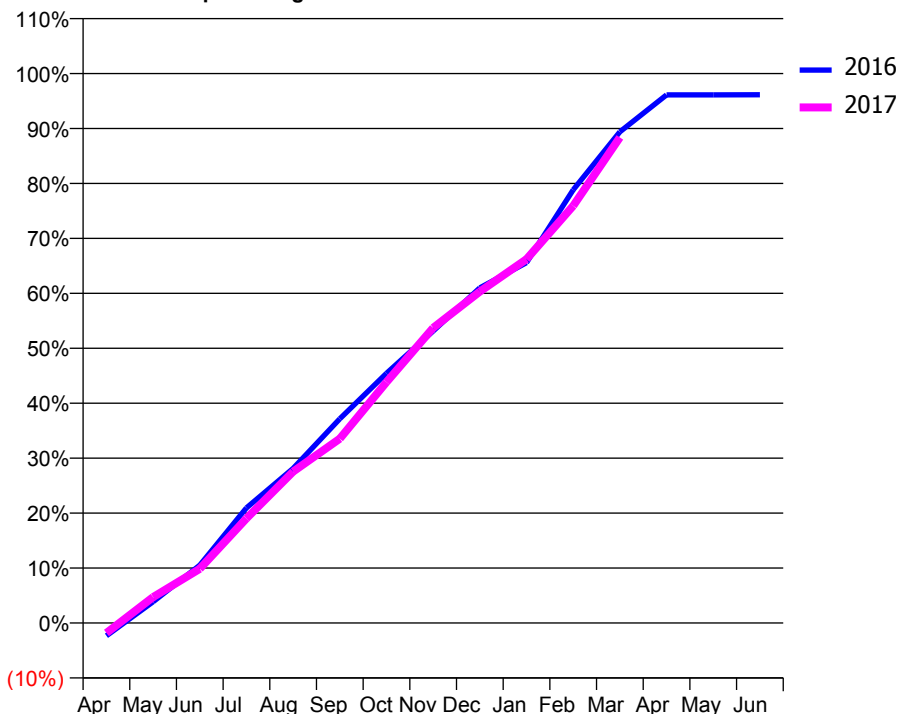
ACCESS*

Patients seen in 24 months	Total	Change since previous quarter
Quarter ending March 2016	7,574	
Quarter ending June 2016	7,628	→
Quarter ending September 2016	7,675	→
Quarter ending December 2016	7,708	→
Quarter ending March 2017	7,760	→
Variance since March 2016	2.5%	↑



ACTIVITY

Cumulative percentage of contracted UDA delivered 2016 & 2017



Month	Adjusted Scheduled Activity (UDA)	
	2016	2017
April	-511	-400
May	841	1,030
June	2,290	2,150
July	4,565	4,150
August	6,131	6,007
September	8,100	7,311
October	9,900	9,551
November	11,579	11,704
December	13,291	13,144
January	14,291	14,432
February	17,180	16,542
March	19,477	19,258
April	20,946	
May	20,946	
June	20,947	

QUALITY

	Quantity	Base Number	Contract	AT	Region	England
% of FP17s for the same patient ID Re-attending within 3 months - Children	186	2,610	7.1%	11.5%	13.3%	12.3%
% of FP17s for the same patient ID Re-attending within 3 months - Adults	1,646	9,412	17.5%	15.6%	17.3%	16.7%
% of FP17s for the same patient ID Re-attending between 3 & 9 months - Children	1,669	2,610	63.9%	57.3%	58.9%	57.6%
% of FP17s for the same patient ID Re-attending between 3 & 9 months - Adults	5,454	9,412	57.9%	52.0%	52.2%	50.1%
% of FP17s for Band 1 Urgent Courses	1,060	10,247	10.3%	8.2%	9.2%	9.1%
% of FP17s Relating to Free Repair or Replacements	188	10,247	1.8%	1.2%	1.0%	0.8%
% of FP17s Relating to Continuations	95	10,247	0.9%	1.6%	1.4%	1.2%
% of Patients satisfied with the dentistry they have received	15	15	100.0%	93.3%	93.1%	92.8%
% of Patients satisfied with the time they had to wait for an appointment	15	15	100.0%	90.4%	89.5%	88.7%

* This is based on patients treated on this contract for their most recent course of treatment. Figures in italics indicate the base number of FP17s or Patient Questionnaire responses are less than 100. N/A is shown where the base number of responses is less than 10 during the period. % is calculated as Quantity/Base number*100

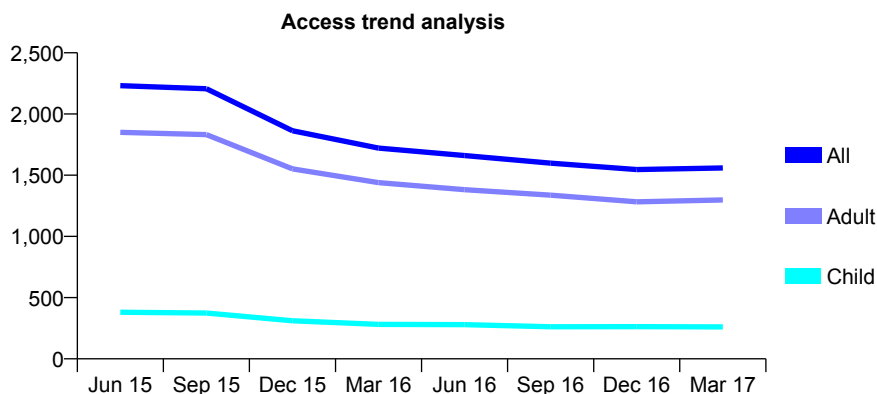
Q49 - Vital Signs At a Glance Contract Report for 769207/0001 - March 2017

Name or company name	MR SC FRANCIS
Contract type name	GDS Contract
Purpose of contract	General
Contract start date	01/09/2013
Contract end date	

16/17 Contracted general activity (UDA)	7,918
Carry forward general activity (UDA)	0
16/17 Contracted orthodontic activity (UOA)	0
Carry forward orthodontic activity (UOA)	0
Baseline contract value	£195,342.50

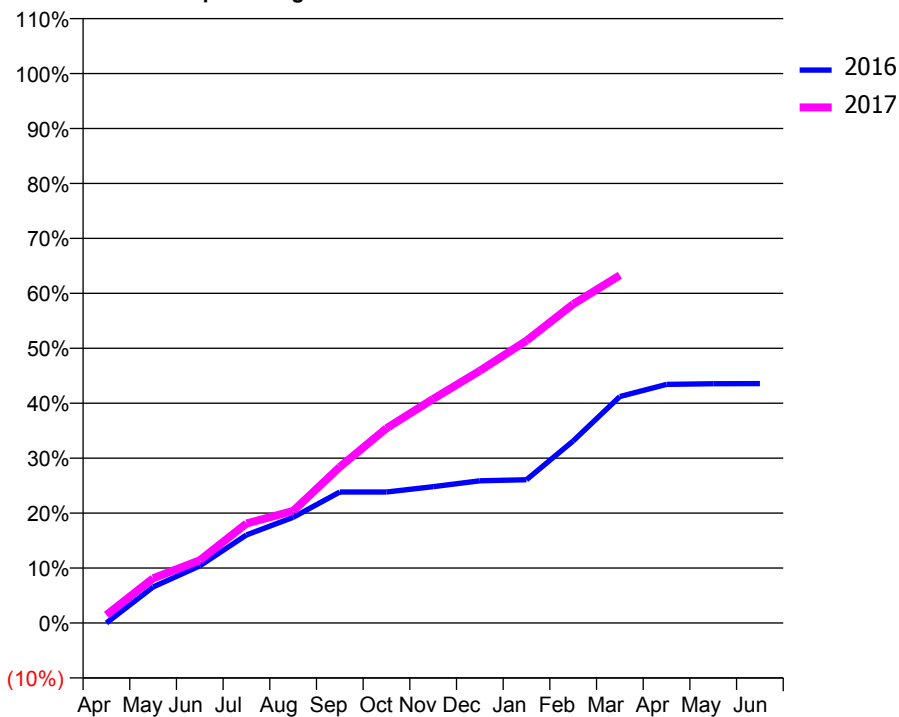
ACCESS*

Patients seen in 24 months	Total	Change since previous quarter
Quarter ending March 2016	1,722	
Quarter ending June 2016	1,661	↓
Quarter ending September 2016	1,599	↓
Quarter ending December 2016	1,546	↓
Quarter ending March 2017	1,559	→
Variance since March 2016	(9.5%)	↓



ACTIVITY

Cumulative percentage of contracted UDA delivered 2016 & 2017



Month	Adjusted Scheduled Activity (UDA)	
	2016	2017
April	1	117
May	562	645
June	889	903
July	1,372	1,434
August	1,646	1,615
September	2,040	2,250
October	2,040	2,806
November	2,124	3,229
December	2,215	3,635
January	2,231	4,068
February	2,835	4,596
March	3,527	5,010
April	3,716	
May	3,727	
June	3,728	

QUALITY

	Quantity	Base Number	Contract	AT	Region	England
% of FP17s for the same patient ID Re-attending within 3 months - Children	18	336	5.4%	11.5%	13.3%	12.3%
% of FP17s for the same patient ID Re-attending within 3 months - Adults	284	1,775	16.0%	15.6%	17.3%	16.7%
% of FP17s for the same patient ID Re-attending between 3 & 9 months - Children	129	336	38.4%	57.3%	58.9%	57.6%
% of FP17s for the same patient ID Re-attending between 3 & 9 months - Adults	820	1,775	46.2%	52.0%	52.2%	50.1%
% of FP17s for Band 1 Urgent Courses	19	2,029	0.9%	8.2%	9.2%	9.1%
% of FP17s Relating to Free Repair or Replacements	130	2,029	6.4%	1.2%	1.0%	0.8%
% of FP17s Relating to Continuations	75	2,029	3.7%	1.6%	1.4%	1.2%
% of Patients satisfied with the dentistry they have received	3	3	N/A	93.3%	93.1%	92.8%
% of Patients satisfied with the time they had to wait for an appointment	2	3	N/A	90.4%	89.5%	88.7%

* This is based on patients treated on this contract for their most recent course of treatment. Figures in italics indicate the base number of FP17s or Patient Questionnaire responses are less than 100. N/A is shown where the base number of responses is less than 10 during the period. % is calculated as Quantity/Base number*100

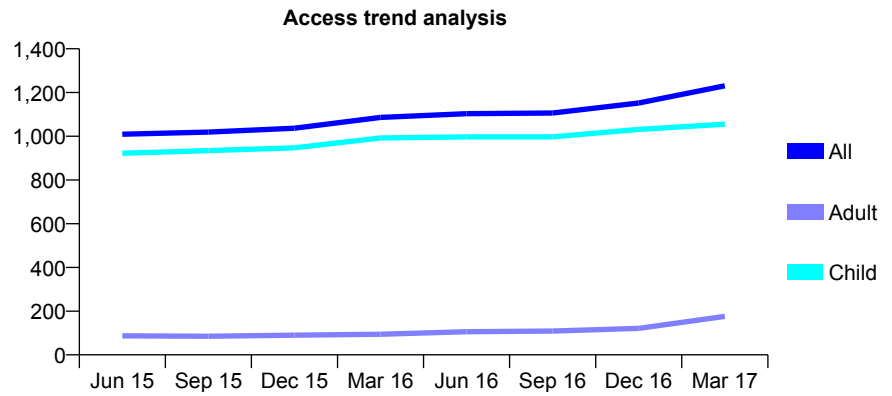
Q49 - Vital Signs At a Glance Contract Report for 781525/0001 - March 2017

Name or company name	Ardent Dental Care Practice Partnership
Contract type name	GDS Contract
Purpose of contract	General
Contract start date	01/07/2012
Contract end date	

16/17 Contracted general activity (UDA)	3,404
Carry forward general activity (UDA)	0
16/17 Contracted orthodontic activity (UOA)	0
Carry forward orthodontic activity (UOA)	0
Baseline contract value	£80,485.32

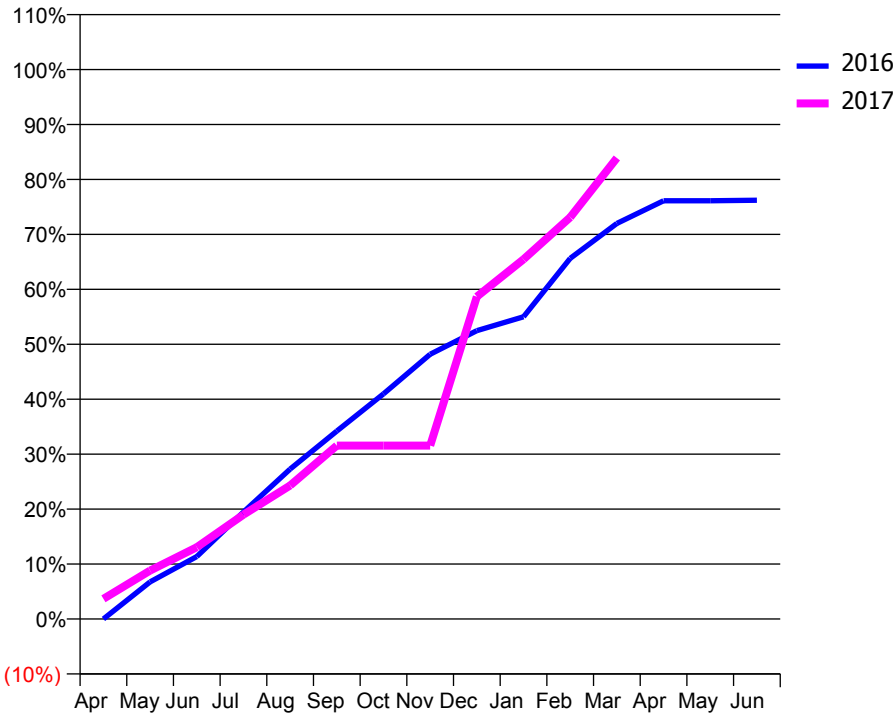
ACCESS*

Patients seen in 24 months	Total	Change since previous quarter
Quarter ending March 2016	1,086	
Quarter ending June 2016	1,103	→
Quarter ending September 2016	1,106	→
Quarter ending December 2016	1,152	↑
Quarter ending March 2017	1,231	↑
Variance since March 2016	13.4%	↑



ACTIVITY

Cumulative percentage of contracted UDA delivered 2016 & 2017



Month	Adjusted Scheduled Activity (UDA)	
	2016	2017
April	0	125
May	230	301
June	387	445
July	663	646
August	929	827
September	1,164	1,075
October	1,395	1,075
November	1,640	1,075
December	1,786	1,997
January	1,872	2,228
February	2,234	2,489
March	2,450	2,856
April	2,591	
May	2,591	
June	2,594	

QUALITY

	Quantity	Base Number	Contract	AT	Region	England
% of FP17s for the same patient ID Re-attending within 3 months - Children	170	1,869	9.1%	11.5%	13.3%	12.3%
% of FP17s for the same patient ID Re-attending within 3 months - Adults	5	88	5.7%	15.6%	17.3%	16.7%
% of FP17s for the same patient ID Re-attending between 3 & 9 months - Children	1,212	1,869	64.8%	57.3%	58.9%	57.6%
% of FP17s for the same patient ID Re-attending between 3 & 9 months - Adults	21	88	23.9%	52.0%	52.2%	50.1%
% of FP17s for Band 1 Urgent Courses	61	1,853	3.3%	8.2%	9.2%	9.1%
% of FP17s Relating to Free Repair or Replacements	1	1,853	0.1%	1.2%	1.0%	0.8%
% of FP17s Relating to Continuations	23	1,853	1.2%	1.6%	1.4%	1.2%
% of Patients satisfied with the dentistry they have received	1	1	N/A	93.3%	93.1%	92.8%
% of Patients satisfied with the time they had to wait for an appointment	1	1	N/A	90.4%	89.5%	88.7%

* This is based on patients treated on this contract for their most recent course of treatment. Figures in italics indicate the base number of FP17s or Patient Questionnaire responses are less than 100. N/A is shown where the base number of responses is less than 10 during the period. % is calculated as Quantity/Base number*100

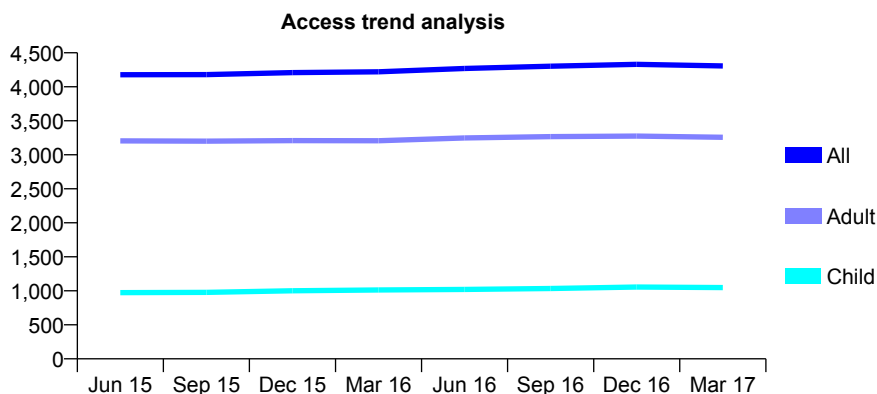
Q49 - Vital Signs At a Glance Contract Report for 784540/0001 - March 2017

Name or company name	JL and VA Gamon
Contract type name	GDS Contract
Purpose of contract	General and Orthodontic
Contract start date	12/04/2009
Contract end date	

16/17 Contracted general activity (UDA)	13,247
Carry forward general activity (UDA)	-238
16/17 Contracted orthodontic activity (UOA)	375
Carry forward orthodontic activity (UOA)	0
Baseline contract value	£315,048.45

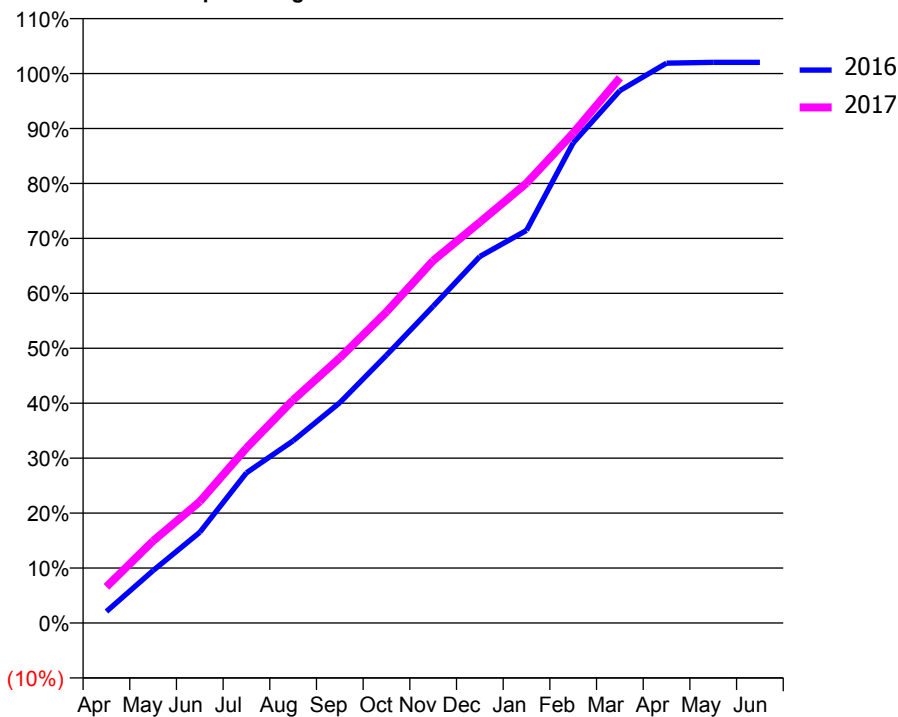
ACCESS*

Patients seen in 24 months	Total	Change since previous quarter
Quarter ending March 2016	4,220	
Quarter ending June 2016	4,269	→
Quarter ending September 2016	4,302	→
Quarter ending December 2016	4,330	→
Quarter ending March 2017	4,307	→
Variance since March 2016	2.1%	↑



ACTIVITY

Cumulative percentage of contracted UDA delivered 2016 & 2017



Month	Adjusted Scheduled Activity (UDA)	
	2016	2017
April	279	873
May	1,261	1,979
June	2,183	2,927
July	3,613	4,219
August	4,382	5,375
September	5,298	6,392
October	6,439	7,501
November	7,616	8,737
December	8,814	9,660
January	9,441	10,604
February	11,545	11,812
March	12,801	13,144
April	13,463	
May	13,480	
June	13,480	

QUALITY

	Quantity	Base Number	Contract	AT	Region	England
% of FP17s for the same patient ID Re-attending within 3 months - Children	178	1,646	10.8%	11.5%	13.3%	12.3%
% of FP17s for the same patient ID Re-attending within 3 months - Adults	580	4,240	13.7%	15.6%	17.3%	16.7%
% of FP17s for the same patient ID Re-attending between 3 & 9 months - Children	904	1,646	54.9%	57.3%	58.9%	57.6%
% of FP17s for the same patient ID Re-attending between 3 & 9 months - Adults	2,087	4,240	49.2%	52.0%	52.2%	50.1%
% of FP17s for Band 1 Urgent Courses	363	5,588	6.5%	8.2%	9.2%	9.1%
% of FP17s Relating to Free Repair or Replacements	63	5,588	1.1%	1.2%	1.0%	0.8%
% of FP17s Relating to Continuations	121	5,588	2.2%	1.6%	1.4%	1.2%
% of Patients satisfied with the dentistry they have received	6	6	N/A	93.3%	93.1%	92.8%
% of Patients satisfied with the time they had to wait for an appointment	5	6	N/A	90.4%	89.5%	88.7%

* This is based on patients treated on this contract for their most recent course of treatment. Figures in italics indicate the base number of FP17s or Patient Questionnaire responses are less than 100. N/A is shown where the base number of responses is less than 10 during the period. % is calculated as Quantity/Base number*100

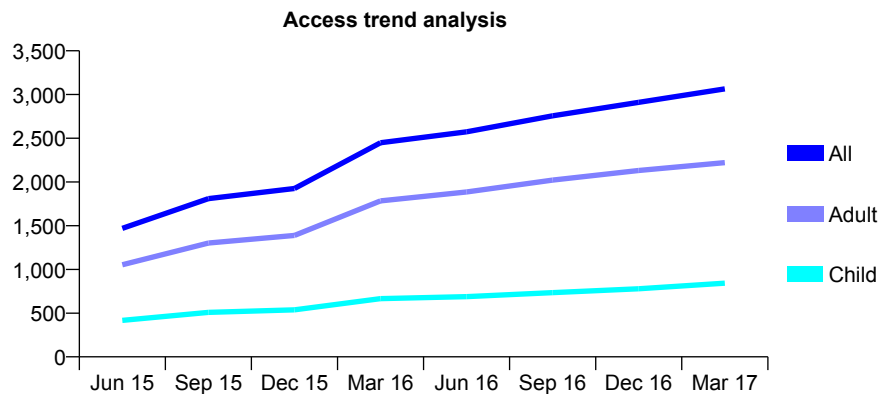
Q49 - Vital Signs At a Glance Contract Report for 789348/0001 - March 2017

Name or company name	MR B MOHRI
Contract type name	GDS Contract
Purpose of contract	General
Contract start date	01/01/2015
Contract end date	

16/17 Contracted general activity (UDA)	11,409
Carry forward general activity (UDA)	0
16/17 Contracted orthodontic activity (UOA)	0
Carry forward orthodontic activity (UOA)	0
Baseline contract value	£244,715.85

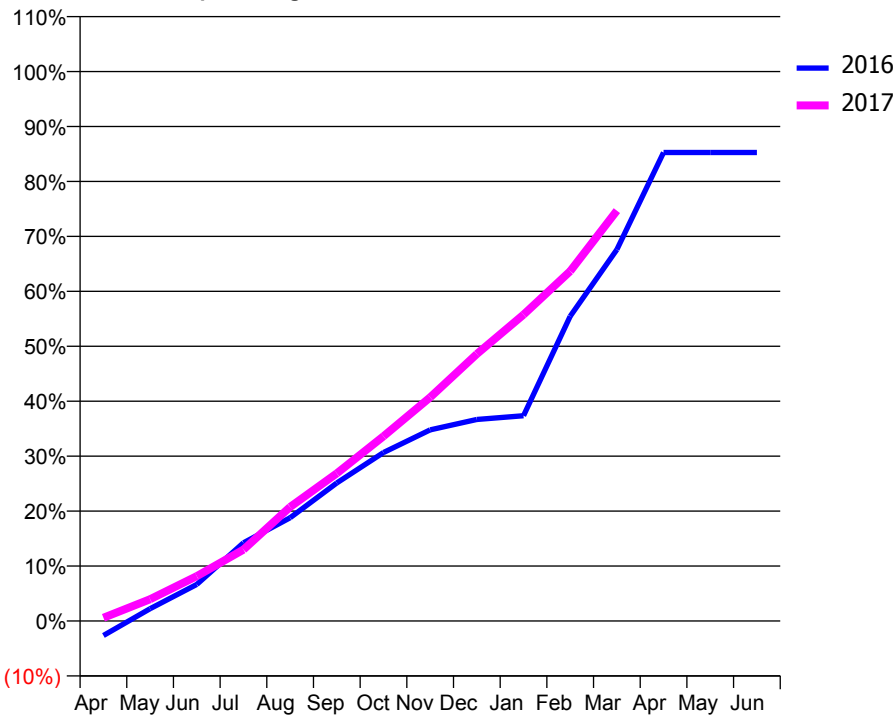
ACCESS*

Patients seen in 24 months	Total	Change since previous quarter
Quarter ending March 2016	2,449	
Quarter ending June 2016	2,573	↑
Quarter ending September 2016	2,756	↑
Quarter ending December 2016	2,910	↑
Quarter ending March 2017	3,065	↑
Variance since March 2016	25.2%	↑



ACTIVITY

Cumulative percentage of contracted UDA delivered 2016 & 2017



Month	Adjusted Scheduled Activity (UDA)	
	2016	2017
April	-303	68
May	257	454
June	760	933
July	1,624	1,482
August	2,145	2,368
September	2,867	3,066
October	3,499	3,837
November	3,968	4,645
December	4,184	5,544
January	4,262	6,360
February	6,328	7,263
March	7,712	8,521
April	9,726	
May	9,726	
June	9,726	

QUALITY

	Quantity	Base Number	Contract	AT	Region	England
% of FP17s for the same patient ID Re-attending within 3 months - Children	82	1,078	7.6%	11.5%	13.3%	12.3%
% of FP17s for the same patient ID Re-attending within 3 months - Adults	420	2,724	15.4%	15.6%	17.3%	16.7%
% of FP17s for the same patient ID Re-attending between 3 & 9 months - Children	448	1,078	41.6%	57.3%	58.9%	57.6%
% of FP17s for the same patient ID Re-attending between 3 & 9 months - Adults	1,063	2,724	39.0%	52.0%	52.2%	50.1%
% of FP17s for Band 1 Urgent Courses	297	3,459	8.6%	8.2%	9.2%	9.1%
% of FP17s Relating to Free Repair or Replacements	14	3,459	0.4%	1.2%	1.0%	0.8%
% of FP17s Relating to Continuations	44	3,459	1.3%	1.6%	1.4%	1.2%
% of Patients satisfied with the dentistry they have received	2	2	N/A	93.3%	93.1%	92.8%
% of Patients satisfied with the time they had to wait for an appointment	2	2	N/A	90.4%	89.5%	88.7%

* This is based on patients treated on this contract for their most recent course of treatment. Figures in italics indicate the base number of FP17s or Patient Questionnaire responses are less than 100. N/A is shown where the base number of responses is less than 10 during the period. % is calculated as Quantity/Base number*100

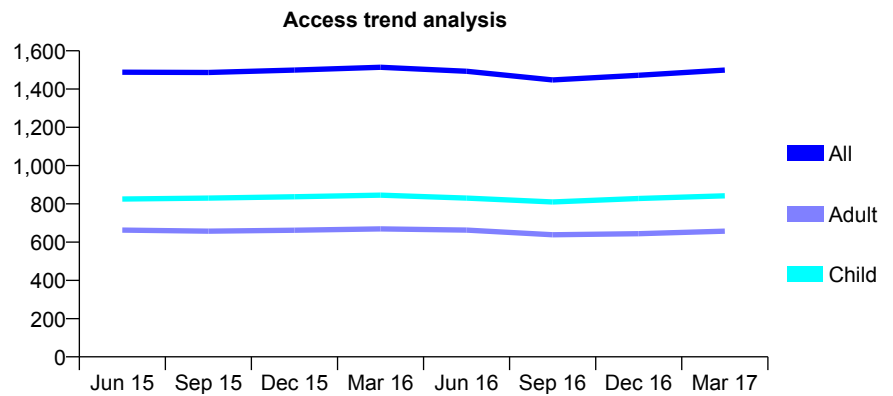
Q49 - Vital Signs At a Glance Contract Report for 804991/0001 - March 2017

Name or company name	RE & JA Chapman
Contract type name	GDS Contract
Purpose of contract	General
Contract start date	01/04/2006
Contract end date	

16/17 Contracted general activity (UDA)	3,405
Carry forward general activity (UDA)	0
16/17 Contracted orthodontic activity (UOA)	0
Carry forward orthodontic activity (UOA)	0
Baseline contract value	£117,908.64

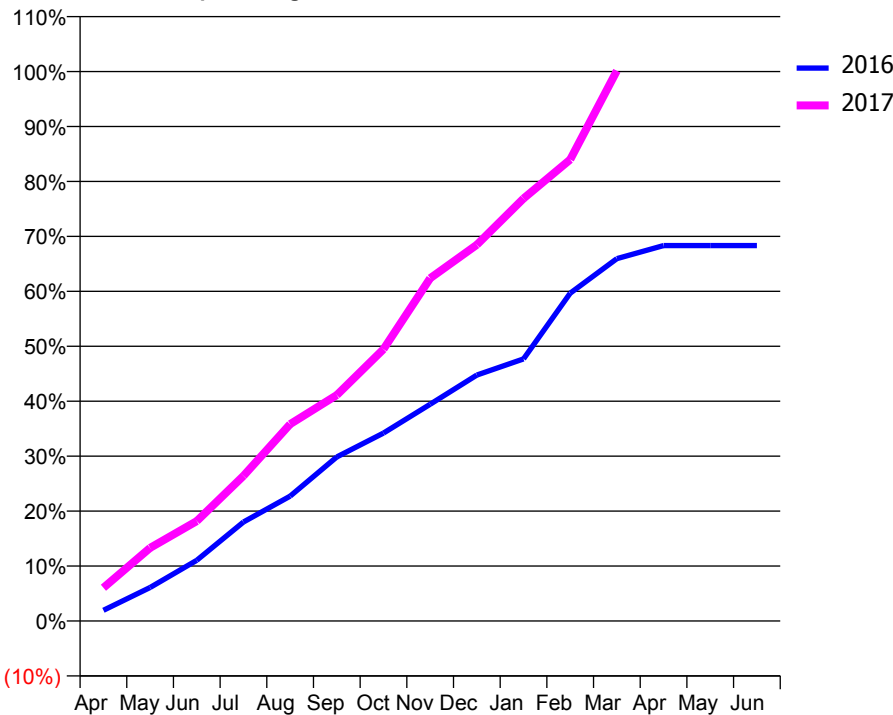
ACCESS*

Patients seen in 24 months	Total	Change since previous quarter
Quarter ending March 2016	1,514	
Quarter ending June 2016	1,493	↓
Quarter ending September 2016	1,448	↓
Quarter ending December 2016	1,472	→
Quarter ending March 2017	1,499	→
Variance since March 2016	(1.0%)	→



ACTIVITY

Cumulative percentage of contracted UDA delivered 2016 & 2017



Month	Adjusted Scheduled Activity (UDA)	
	2016	2017
April	99	206
May	310	453
June	560	619
July	913	900
August	1,151	1,220
September	1,513	1,400
October	1,732	1,684
November	1,998	2,124
December	2,268	2,331
January	2,416	2,618
February	3,022	2,860
March	3,341	3,410
April	3,462	
May	3,462	
June	3,462	

QUALITY

	Quantity	Base Number	Contract	AT	Region	England
% of FP17s for the same patient ID Re-attending within 3 months - Children	62	1,133	5.5%	11.5%	13.3%	12.3%
% of FP17s for the same patient ID Re-attending within 3 months - Adults	114	779	14.6%	15.6%	17.3%	16.7%
% of FP17s for the same patient ID Re-attending between 3 & 9 months - Children	646	1,133	57.0%	57.3%	58.9%	57.6%
% of FP17s for the same patient ID Re-attending between 3 & 9 months - Adults	360	779	46.2%	52.0%	52.2%	50.1%
% of FP17s for Band 1 Urgent Courses	13	1,847	0.7%	8.2%	9.2%	9.1%
% of FP17s Relating to Free Repair or Replacements	5	1,847	0.3%	1.2%	1.0%	0.8%
% of FP17s Relating to Continuations	3	1,847	0.2%	1.6%	1.4%	1.2%
% of Patients satisfied with the dentistry they have received	2	2	N/A	93.3%	93.1%	92.8%
% of Patients satisfied with the time they had to wait for an appointment	2	2	N/A	90.4%	89.5%	88.7%

* This is based on patients treated on this contract for their most recent course of treatment. Figures in italics indicate the base number of FP17s or Patient Questionnaire responses are less than 100. N/A is shown where the base number of responses is less than 10 during the period. % is calculated as Quantity/Base number*100

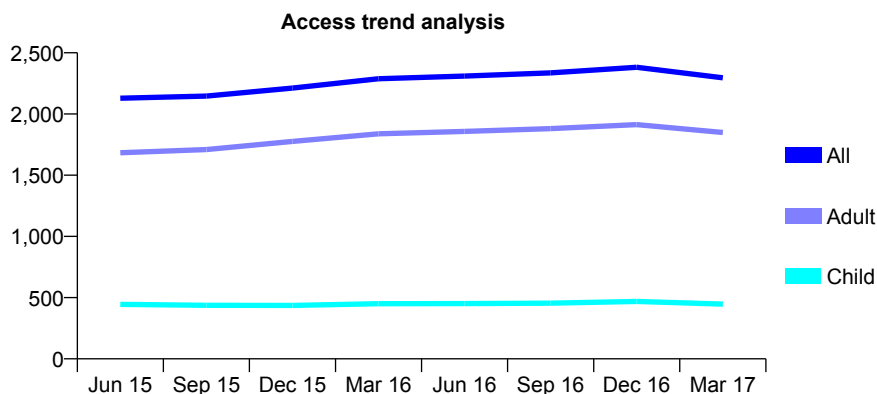
Q49 - Vital Signs At a Glance Contract Report for 808172/0001 - March 2017

Name or company name	MRS F BUCHANAN
Contract type name	GDS Contract
Purpose of contract	General and Orthodontic
Contract start date	01/04/2006
Contract end date	

16/17 Contracted general activity (UDA)	5,697
Carry forward general activity (UDA)	0
16/17 Contracted orthodontic activity (UOA)	0
Carry forward orthodontic activity (UOA)	0
Baseline contract value	£164,957.10

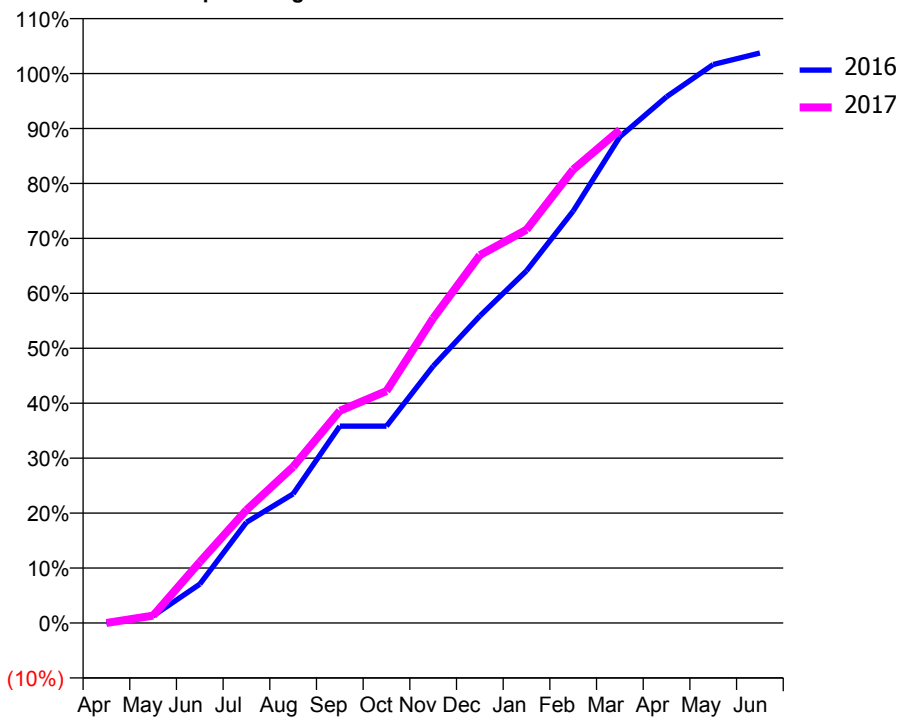
ACCESS*

Patients seen in 24 months	Total	Change since previous quarter
Quarter ending March 2016	2,288	
Quarter ending June 2016	2,310	→
Quarter ending September 2016	2,336	→
Quarter ending December 2016	2,382	→
Quarter ending March 2017	2,296	↓
Variance since March 2016	0.3%	→



ACTIVITY

Cumulative percentage of contracted UDA delivered 2016 & 2017



Month	Adjusted Scheduled Activity (UDA)	
	2016	2017
April	0	0
May	73	77
June	401	633
July	1,038	1,171
August	1,331	1,620
September	2,028	2,200
October	2,028	2,405
November	2,648	3,160
December	3,164	3,814
January	3,630	4,077
February	4,245	4,701
March	5,012	5,113
April	5,424	
May	5,757	
June	5,874	

QUALITY

	Quantity	Base Number	Contract	AT	Region	England
% of FP17s for the same patient ID Re-attending within 3 months - Children	102	712	14.3%	11.5%	13.3%	12.3%
% of FP17s for the same patient ID Re-attending within 3 months - Adults	262	2,490	10.5%	15.6%	17.3%	16.7%
% of FP17s for the same patient ID Re-attending between 3 & 9 months - Children	419	712	58.8%	57.3%	58.9%	57.6%
% of FP17s for the same patient ID Re-attending between 3 & 9 months - Adults	1,496	2,490	60.1%	52.0%	52.2%	50.1%
% of FP17s for Band 1 Urgent Courses	32	2,820	1.1%	8.2%	9.2%	9.1%
% of FP17s Relating to Free Repair or Replacements	19	2,820	0.7%	1.2%	1.0%	0.8%
% of FP17s Relating to Continuations	23	2,820	0.8%	1.6%	1.4%	1.2%
% of Patients satisfied with the dentistry they have received	3	3	N/A	93.3%	93.1%	92.8%
% of Patients satisfied with the time they had to wait for an appointment	3	3	N/A	90.4%	89.5%	88.7%

* This is based on patients treated on this contract for their most recent course of treatment. Figures in italics indicate the base number of FP17s or Patient Questionnaire responses are less than 100. N/A is shown where the base number of responses is less than 10 during the period. % is calculated as Quantity/Base number*100

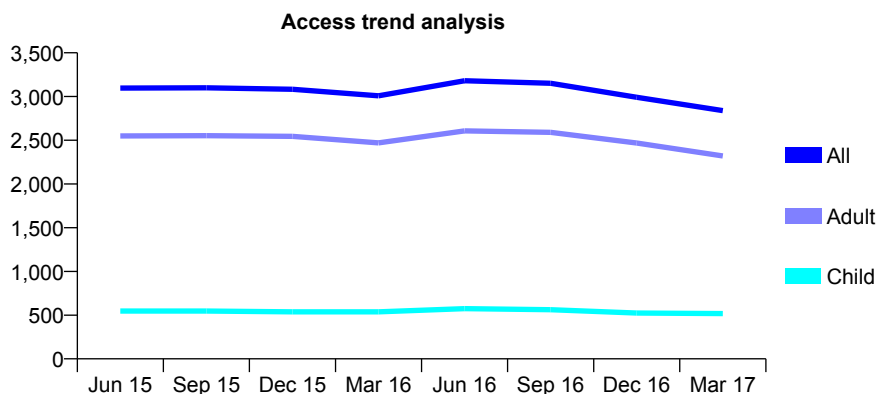
Q49 - Vital Signs At a Glance Contract Report for 813257/0001 - March 2017

Name or company name	The Berwick Dental Practice Partnership
Contract type name	GDS Contract
Purpose of contract	General
Contract start date	01/04/2006
Contract end date	

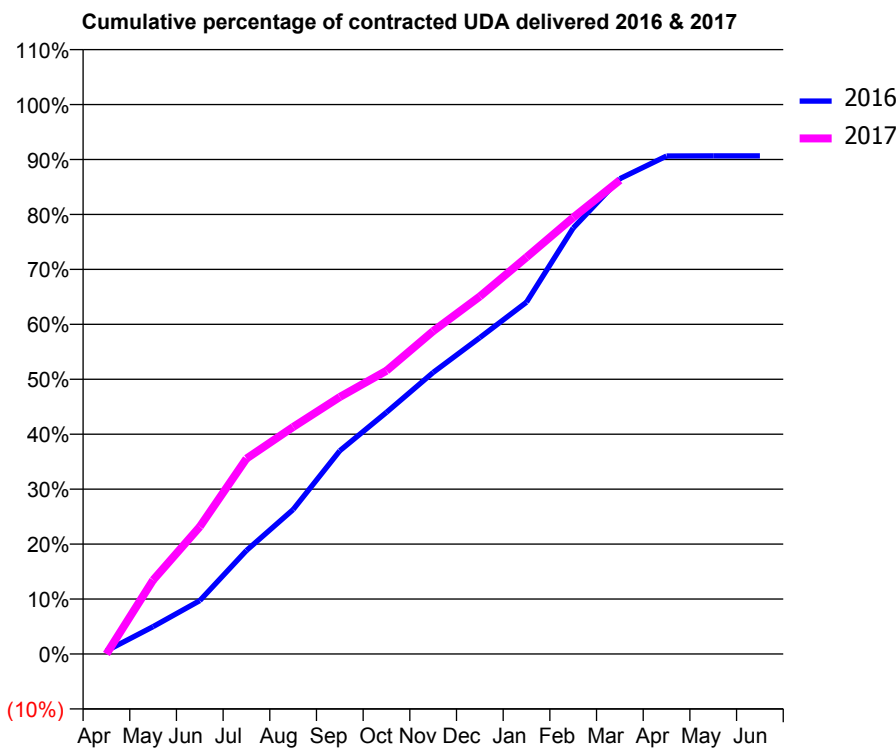
16/17 Contracted general activity (UDA)	10,736
Carry forward general activity (UDA)	0
16/17 Contracted orthodontic activity (UOA)	0
Carry forward orthodontic activity (UOA)	0
Baseline contract value	£272,583.76

ACCESS*

Patients seen in 24 months	Total	Change since previous quarter
Quarter ending March 2016	3,008	
Quarter ending June 2016	3,181	↑
Quarter ending September 2016	3,152	→
Quarter ending December 2016	2,992	↓
Quarter ending March 2017	2,839	↓
Variance since March 2016	(5.6%)	↓



ACTIVITY



Month	Adjusted Scheduled Activity (UDA)	
	2016	2017
April	61	0
May	535	1,444
June	1,043	2,487
July	2,023	3,818
August	2,823	4,435
September	3,971	5,022
October	4,721	5,536
November	5,502	6,310
December	6,180	6,985
January	6,874	7,753
February	8,322	8,528
March	9,286	9,259
April	9,729	
May	9,731	
June	9,731	

QUALITY

	Quantity	Base Number	Contract	AT	Region	England
% of FP17s for the same patient ID Re-attending within 3 months - Children	54	783	6.9%	11.5%	13.3%	12.3%
% of FP17s for the same patient ID Re-attending within 3 months - Adults	533	3,824	13.9%	15.6%	17.3%	16.7%
% of FP17s for the same patient ID Re-attending between 3 & 9 months - Children	440	783	56.2%	57.3%	58.9%	57.6%
% of FP17s for the same patient ID Re-attending between 3 & 9 months - Adults	2,264	3,824	59.2%	52.0%	52.2%	50.1%
% of FP17s for Band 1 Urgent Courses	288	4,393	6.6%	8.2%	9.2%	9.1%
% of FP17s Relating to Free Repair or Replacements	56	4,393	1.3%	1.2%	1.0%	0.8%
% of FP17s Relating to Continuations	63	4,393	1.4%	1.6%	1.4%	1.2%
% of Patients satisfied with the dentistry they have received	4	4	N/A	93.3%	93.1%	92.8%
% of Patients satisfied with the time they had to wait for an appointment	3	4	N/A	90.4%	89.5%	88.7%

* This is based on patients treated on this contract for their most recent course of treatment. Figures in italics indicate the base number of FP17s or Patient Questionnaire responses are less than 100. N/A is shown where the base number of responses is less than 10 during the period. % is calculated as Quantity/Base number*100

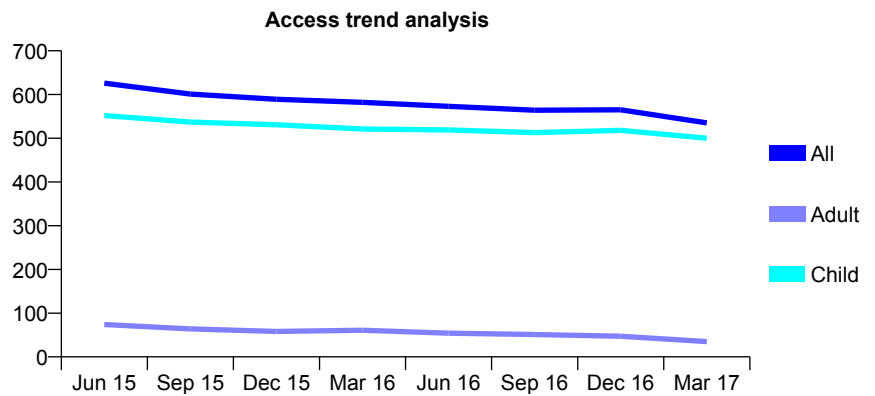
Q49 - Vital Signs At a Glance Contract Report for 814016/0001 - March 2017

Name or company name	MR JW LEIGH
Contract type name	GDS Contract
Purpose of contract	General
Contract start date	01/04/2006
Contract end date	

16/17 Contracted general activity (UDA)	1,250
Carry forward general activity (UDA)	0
16/17 Contracted orthodontic activity (UOA)	0
Carry forward orthodontic activity (UOA)	0
Baseline contract value	£30,014.66

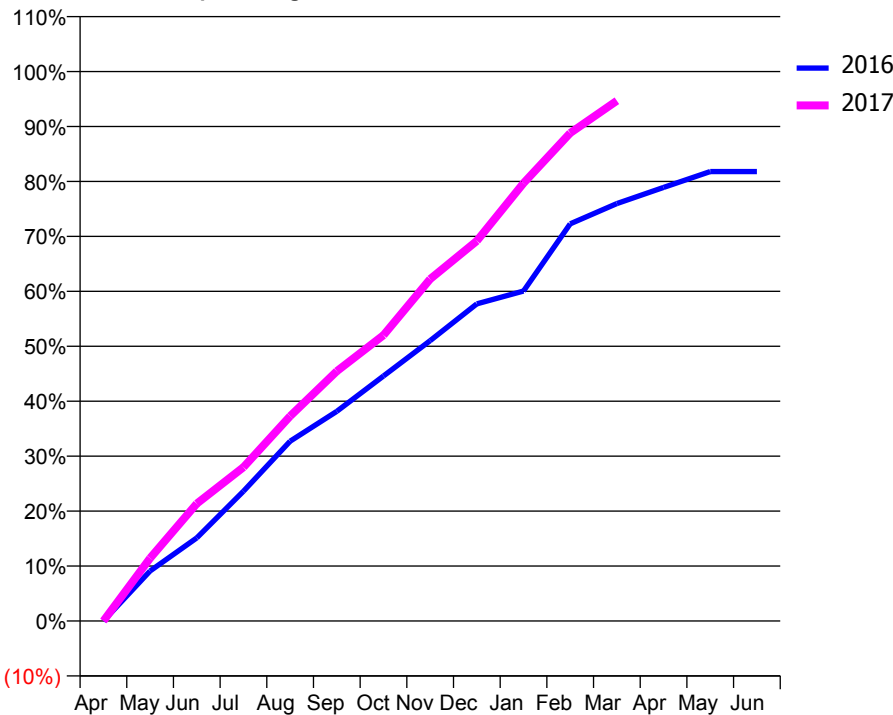
ACCESS*

Patients seen in 24 months	Total	Change since previous quarter
Quarter ending March 2016	582	
Quarter ending June 2016	573	↓
Quarter ending September 2016	564	↓
Quarter ending December 2016	565	→
Quarter ending March 2017	535	↓
Variance since March 2016	(8.1%)	↓



ACTIVITY

Cumulative percentage of contracted UDA delivered 2016 & 2017



Month	Adjusted Scheduled Activity (UDA)	
	2016	2017
April	0	0
May	146	143
June	242	267
July	378	350
August	523	466
September	610	568
October	713	650
November	816	778
December	923	865
January	961	996
February	1,156	1,110
March	1,215	1,183
April	1,262	
May	1,309	
June	1,309	

QUALITY

	Quantity	Base Number	Contract	AT	Region	England
% of FP17s for the same patient ID Re-attending within 3 months - Children	53	862	6.1%	11.5%	13.3%	12.3%
% of FP17s for the same patient ID Re-attending within 3 months - Adults	0	0	N/A	15.6%	17.3%	16.7%
% of FP17s for the same patient ID Re-attending between 3 & 9 months - Children	602	862	69.8%	57.3%	58.9%	57.6%
% of FP17s for the same patient ID Re-attending between 3 & 9 months - Adults	0	0	N/A	52.0%	52.2%	50.1%
% of FP17s for Band 1 Urgent Courses	7	797	0.9%	8.2%	9.2%	9.1%
% of FP17s Relating to Free Repair or Replacements	0	797	0.0%	1.2%	1.0%	0.8%
% of FP17s Relating to Continuations	0	797	0.0%	1.6%	1.4%	1.2%
% of Patients satisfied with the dentistry they have received	1	1	N/A	93.3%	93.1%	92.8%
% of Patients satisfied with the time they had to wait for an appointment	1	1	N/A	90.4%	89.5%	88.7%

* This is based on patients treated on this contract for their most recent course of treatment. Figures in italics indicate the base number of FP17s or Patient Questionnaire responses are less than 100. N/A is shown where the base number of responses is less than 10 during the period. % is calculated as Quantity/Base number*100

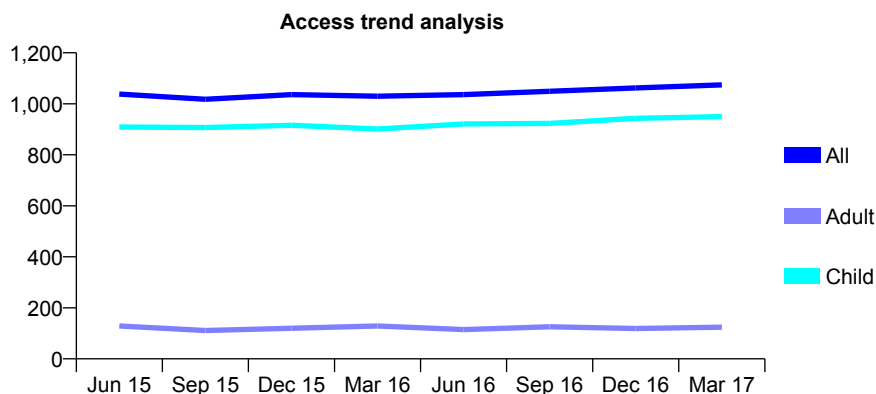
Q49 - Vital Signs At a Glance Contract Report for 817201/0001 - March 2017

Name or company name	MR JB LEWIS
Contract type name	GDS Contract
Purpose of contract	General
Contract start date	01/04/2011
Contract end date	

16/17 Contracted general activity (UDA)	2,408
Carry forward general activity (UDA)	106
16/17 Contracted orthodontic activity (UOA)	0
Carry forward orthodontic activity (UOA)	0
Baseline contract value	£57,644.62

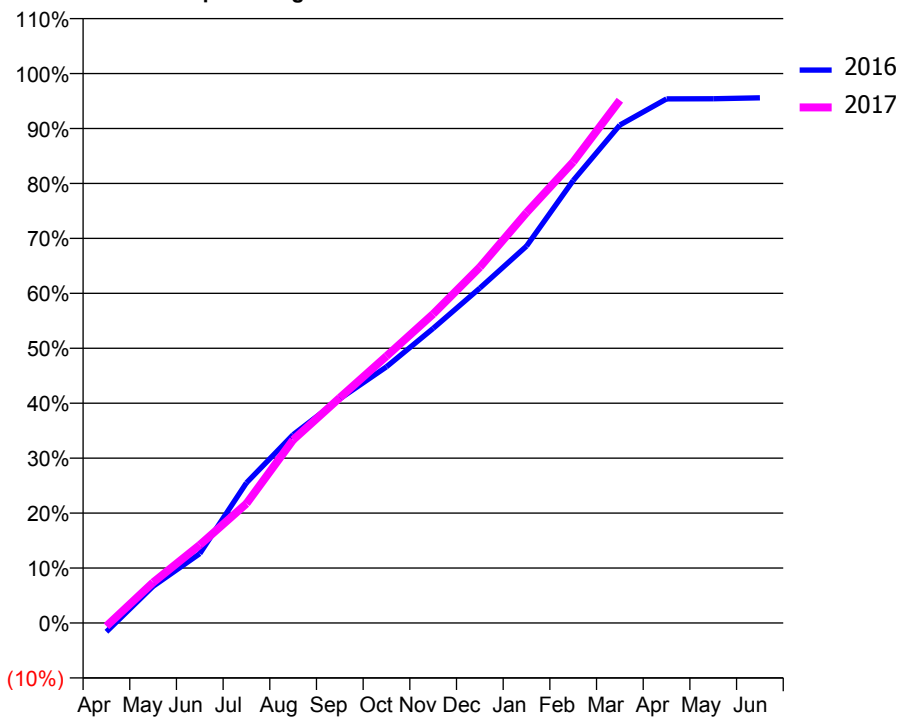
ACCESS*

Patients seen in 24 months	Total	Change since previous quarter
Quarter ending March 2016	1,030	
Quarter ending June 2016	1,036	→
Quarter ending September 2016	1,049	→
Quarter ending December 2016	1,062	→
Quarter ending March 2017	1,074	→
Variance since March 2016	4.3%	↑



ACTIVITY

Cumulative percentage of contracted UDA delivered 2016 & 2017



Month	Adjusted Scheduled Activity (UDA)	
	2016	2017
April	-39	-15
May	161	178
June	304	342
July	614	523
August	825	803
September	983	987
October	1,123	1,170
November	1,291	1,354
December	1,468	1,559
January	1,652	1,798
February	1,939	2,020
March	2,182	2,291
April	2,297	
May	2,298	
June	2,302	

QUALITY

	Quantity	Base Number	Contract	AT	Region	England
% of FP17s for the same patient ID Re-attending within 3 months - Children	221	1,781	12.4%	11.5%	13.3%	12.3%
% of FP17s for the same patient ID Re-attending within 3 months - Adults	0	0	N/A	15.6%	17.3%	16.7%
% of FP17s for the same patient ID Re-attending between 3 & 9 months - Children	1,147	1,781	64.4%	57.3%	58.9%	57.6%
% of FP17s for the same patient ID Re-attending between 3 & 9 months - Adults	0	0	N/A	52.0%	52.2%	50.1%
% of FP17s for Band 1 Urgent Courses	91	1,692	5.4%	8.2%	9.2%	9.1%
% of FP17s Relating to Free Repair or Replacements	0	1,692	0.0%	1.2%	1.0%	0.8%
% of FP17s Relating to Continuations	0	1,692	0.0%	1.6%	1.4%	1.2%
% of Patients satisfied with the dentistry they have received	1	1	N/A	93.3%	93.1%	92.8%
% of Patients satisfied with the time they had to wait for an appointment	1	1	N/A	90.4%	89.5%	88.7%

* This is based on patients treated on this contract for their most recent course of treatment. Figures in italics indicate the base number of FP17s or Patient Questionnaire responses are less than 100. N/A is shown where the base number of responses is less than 10 during the period. % is calculated as Quantity/Base number*100

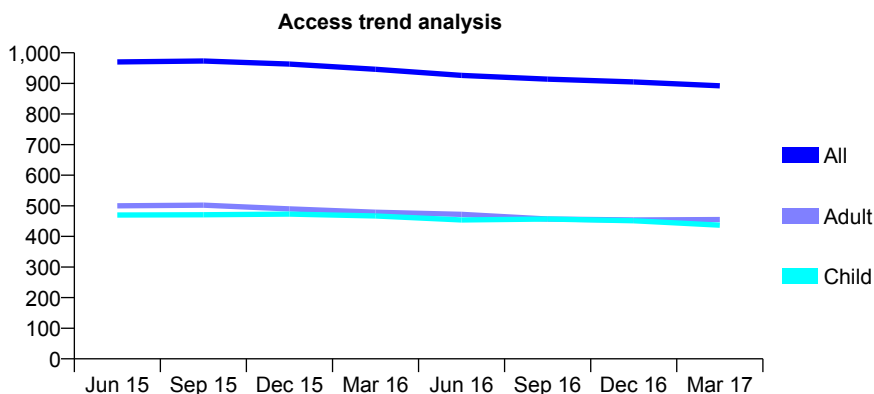
Q49 - Vital Signs At a Glance Contract Report for 819042/0001 - March 2017

Name or company name	Market Street Dental Practice
Contract type name	GDS Contract
Purpose of contract	General
Contract start date	01/04/2006
Contract end date	

16/17 Contracted general activity (UDA)	3,200
Carry forward general activity (UDA)	0
16/17 Contracted orthodontic activity (UOA)	0
Carry forward orthodontic activity (UOA)	0
Baseline contract value	£86,513.62

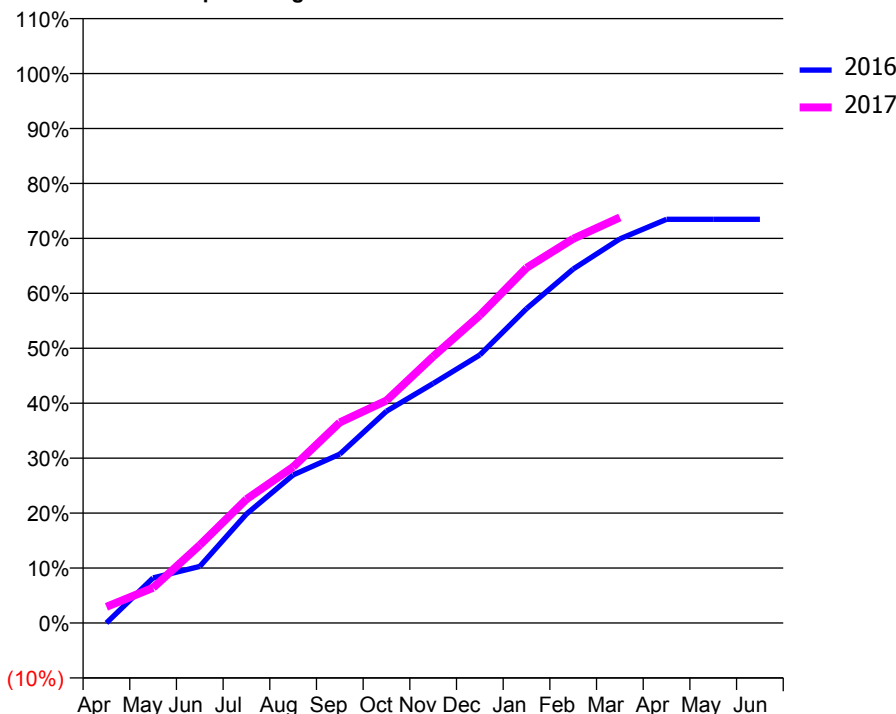
ACCESS*

Patients seen in 24 months	Total	Change since previous quarter
Quarter ending March 2016	946	
Quarter ending June 2016	926	↓
Quarter ending September 2016	914	↓
Quarter ending December 2016	905	→
Quarter ending March 2017	892	↓
Variance since March 2016	(5.7%)	↓



ACTIVITY

Cumulative percentage of contracted UDA delivered 2016 & 2017



Month	Adjusted Scheduled Activity (UDA)	
	2016	2017
April	0	94
May	263	205
June	330	454
July	635	721
August	862	909
September	983	1,168
October	1,233	1,296
November	1,395	1,552
December	1,561	1,792
January	1,831	2,069
February	2,061	2,238
March	2,237	2,362
April	2,351	
May	2,351	
June	2,351	

QUALITY

	Quantity	Base Number	Contract	AT	Region	England
% of FP17s for the same patient ID Re-attending within 3 months - Children	60	707	8.5%	11.5%	13.3%	12.3%
% of FP17s for the same patient ID Re-attending within 3 months - Adults	97	648	15.0%	15.6%	17.3%	16.7%
% of FP17s for the same patient ID Re-attending between 3 & 9 months - Children	464	707	65.6%	57.3%	58.9%	57.6%
% of FP17s for the same patient ID Re-attending between 3 & 9 months - Adults	400	648	61.7%	52.0%	52.2%	50.1%
% of FP17s for Band 1 Urgent Courses	13	1,268	1.0%	8.2%	9.2%	9.1%
% of FP17s Relating to Free Repair or Replacements	0	1,268	0.0%	1.2%	1.0%	0.8%
% of FP17s Relating to Continuations	54	1,268	4.3%	1.6%	1.4%	1.2%
% of Patients satisfied with the dentistry they have received	1	1	N/A	93.3%	93.1%	92.8%
% of Patients satisfied with the time they had to wait for an appointment	1	1	N/A	90.4%	89.5%	88.7%

* This is based on patients treated on this contract for their most recent course of treatment. Figures in italics indicate the base number of FP17s or Patient Questionnaire responses are less than 100. N/A is shown where the base number of responses is less than 10 during the period. % is calculated as Quantity/Base number*100

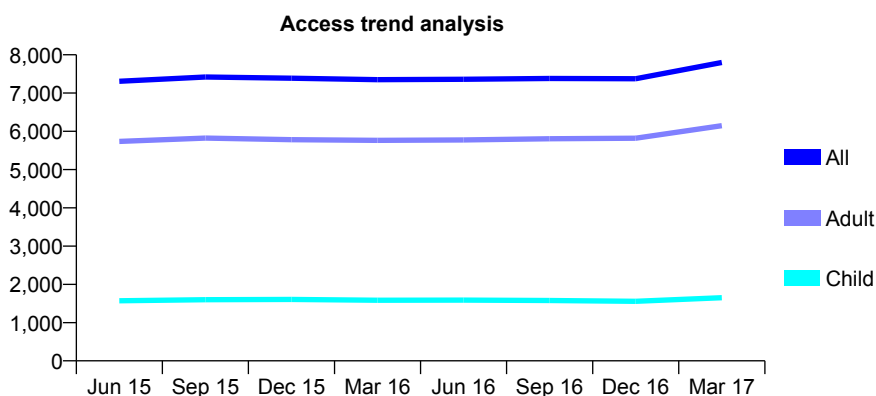
Q49 - Vital Signs At a Glance Contract Report for 819786/0001 - March 2017

Name or company name	MR CA TURNER
Contract type name	GDS Contract
Purpose of contract	General
Contract start date	01/10/2013
Contract end date	

16/17 Contracted general activity (UDA)	22,621
Carry forward general activity (UDA)	0
16/17 Contracted orthodontic activity (UOA)	0
Carry forward orthodontic activity (UOA)	0
Baseline contract value	£828,447.10

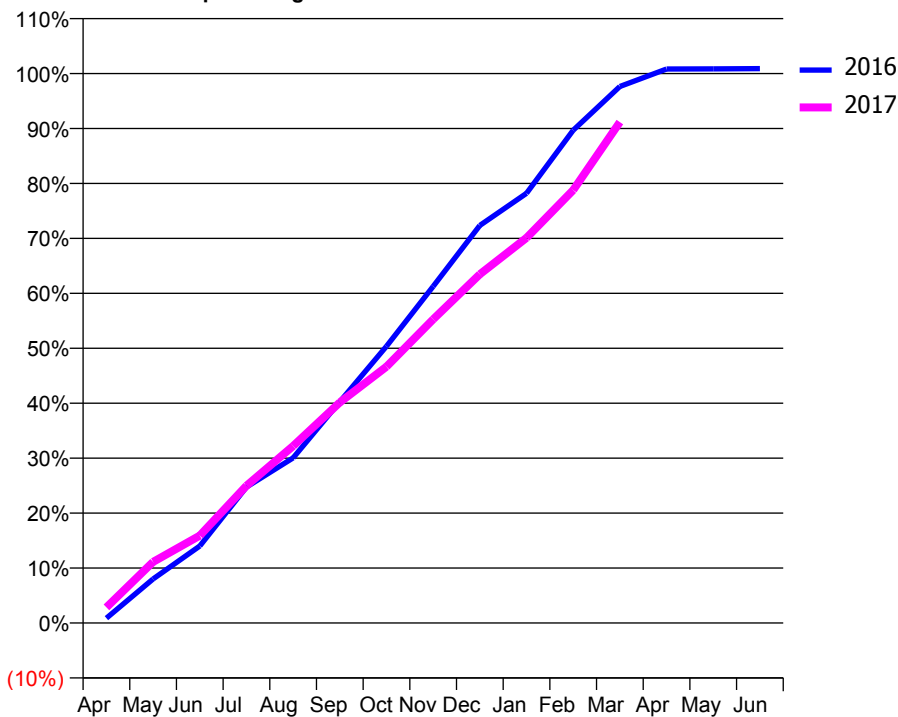
ACCESS*

Patients seen in 24 months	Total	Change since previous quarter
Quarter ending March 2016	7,349	
Quarter ending June 2016	7,362	→
Quarter ending September 2016	7,381	→
Quarter ending December 2016	7,376	→
Quarter ending March 2017	7,799	↑
Variance since March 2016	6.1%	↑



ACTIVITY

Cumulative percentage of contracted UDA delivered 2016 & 2017



Month	Adjusted Scheduled Activity (UDA)	
	2016	2017
April	198	646
May	1,816	2,519
June	3,171	3,598
July	5,595	5,651
August	6,800	7,288
September	9,108	9,080
October	11,396	10,551
November	13,858	12,503
December	16,368	14,356
January	17,687	15,854
February	20,285	17,820
March	22,089	20,620
April	22,804	
May	22,809	
June	22,825	

QUALITY

	Quantity	Base Number	Contract	AT	Region	England
% of FP17s for the same patient ID Re-attending within 3 months - Children	215	2,658	8.1%	11.5%	13.3%	12.3%
% of FP17s for the same patient ID Re-attending within 3 months - Adults	1,233	7,904	15.6%	15.6%	17.3%	16.7%
% of FP17s for the same patient ID Re-attending between 3 & 9 months - Children	1,712	2,658	64.4%	57.3%	58.9%	57.6%
% of FP17s for the same patient ID Re-attending between 3 & 9 months - Adults	3,206	7,904	40.6%	52.0%	52.2%	50.1%
% of FP17s for Band 1 Urgent Courses	984	9,599	10.3%	8.2%	9.2%	9.1%
% of FP17s Relating to Free Repair or Replacements	245	9,599	2.6%	1.2%	1.0%	0.8%
% of FP17s Relating to Continuations	99	9,599	1.0%	1.6%	1.4%	1.2%
% of Patients satisfied with the dentistry they have received	15	15	100.0%	93.3%	93.1%	92.8%
% of Patients satisfied with the time they had to wait for an appointment	14	15	93.3%	90.4%	89.5%	88.7%

* This is based on patients treated on this contract for their most recent course of treatment. Figures in italics indicate the base number of FP17s or Patient Questionnaire responses are less than 100. N/A is shown where the base number of responses is less than 10 during the period. % is calculated as Quantity/Base number*100

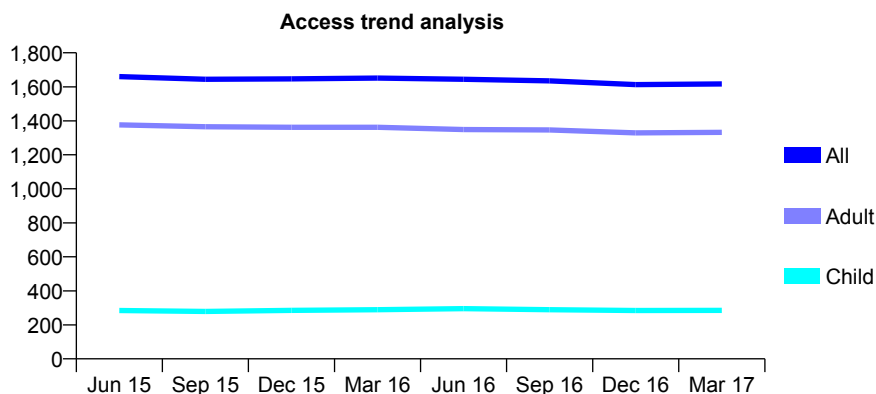
Q49 - Vital Signs At a Glance Contract Report for 826324/0002 - March 2017

Name or company name	MR B SWIFT
Contract type name	GDS Contract
Purpose of contract	General
Contract start date	06/04/2013
Contract end date	

16/17 Contracted general activity (UDA)	6,000
Carry forward general activity (UDA)	0
16/17 Contracted orthodontic activity (UOA)	0
Carry forward orthodontic activity (UOA)	0
Baseline contract value	£138,803.54

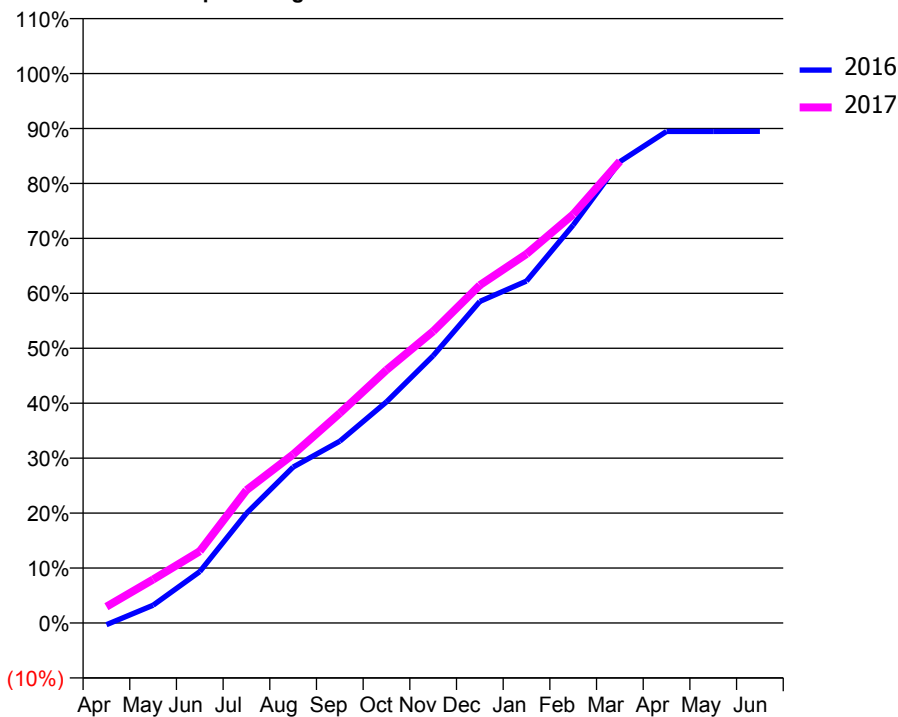
ACCESS*

Patients seen in 24 months	Total	Change since previous quarter
Quarter ending March 2016	1,651	
Quarter ending June 2016	1,644	→
Quarter ending September 2016	1,635	→
Quarter ending December 2016	1,613	↓
Quarter ending March 2017	1,617	→
Variance since March 2016	(2.1%)	↓



ACTIVITY

Cumulative percentage of contracted UDA delivered 2016 & 2017



Month	Adjusted Scheduled Activity (UDA)	
	2016	2017
April	-20	178
May	194	475
June	561	784
July	1,197	1,451
August	1,703	1,841
September	1,986	2,292
October	2,414	2,763
November	2,918	3,185
December	3,512	3,689
January	3,734	4,029
February	4,345	4,462
March	5,037	5,042
April	5,368	
May	5,368	
June	5,370	

QUALITY

	Quantity	Base Number	Contract	AT	Region	England
% of FP17s for the same patient ID Re-attending within 3 months - Children	37	448	8.3%	11.5%	13.3%	12.3%
% of FP17s for the same patient ID Re-attending within 3 months - Adults	417	2,439	17.1%	15.6%	17.3%	16.7%
% of FP17s for the same patient ID Re-attending between 3 & 9 months - Children	292	448	65.2%	57.3%	58.9%	57.6%
% of FP17s for the same patient ID Re-attending between 3 & 9 months - Adults	1,622	2,439	66.5%	52.0%	52.2%	50.1%
% of FP17s for Band 1 Urgent Courses	282	2,736	10.3%	8.2%	9.2%	9.1%
% of FP17s Relating to Free Repair or Replacements	52	2,736	1.9%	1.2%	1.0%	0.8%
% of FP17s Relating to Continuations	22	2,736	0.8%	1.6%	1.4%	1.2%
% of Patients satisfied with the dentistry they have received	5	5	N/A	93.3%	93.1%	92.8%
% of Patients satisfied with the time they had to wait for an appointment	5	5	N/A	90.4%	89.5%	88.7%

* This is based on patients treated on this contract for their most recent course of treatment. Figures in italics indicate the base number of FP17s or Patient Questionnaire responses are less than 100. N/A is shown where the base number of responses is less than 10 during the period. % is calculated as Quantity/Base number*100

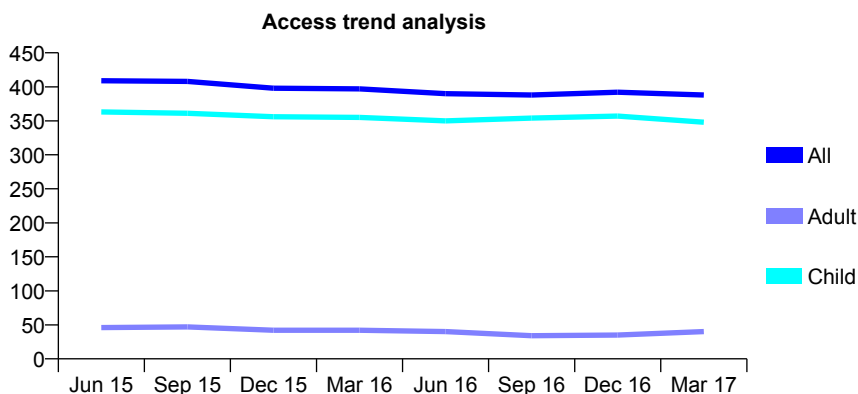
Q49 - Vital Signs At a Glance Contract Report for 826693/0001 - March 2017

Name or company name	MR JR MCHUGH
Contract type name	GDS Contract
Purpose of contract	General
Contract start date	01/04/2006
Contract end date	

16/17 Contracted general activity (UDA)	900
Carry forward general activity (UDA)	0
16/17 Contracted orthodontic activity (UOA)	0
Carry forward orthodontic activity (UOA)	0
Baseline contract value	£21,279.89

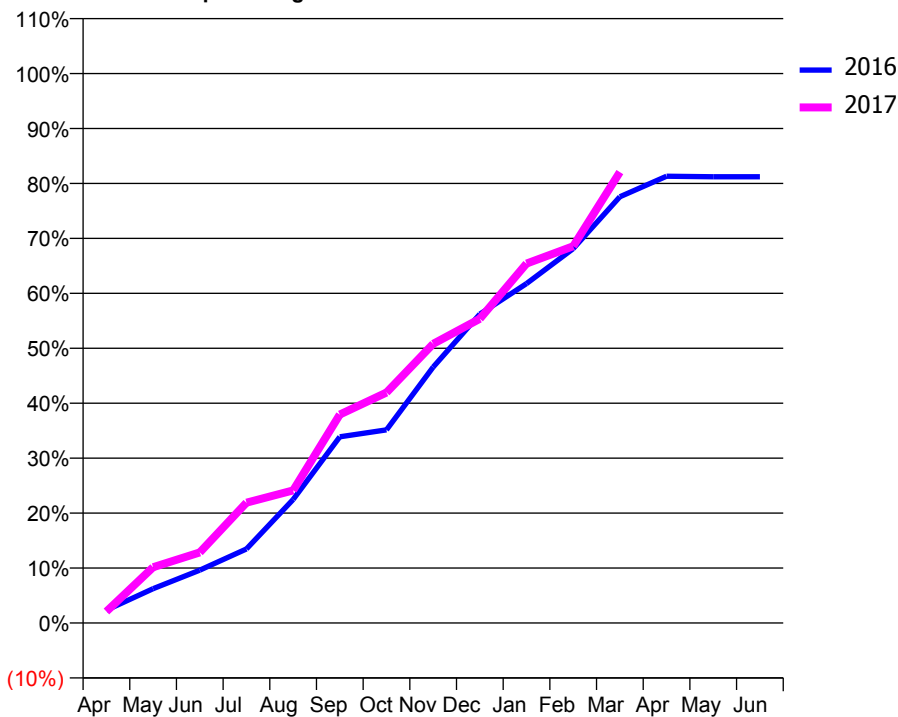
ACCESS*

Patients seen in 24 months	Total	Change since previous quarter
Quarter ending March 2016	397	
Quarter ending June 2016	390	↓
Quarter ending September 2016	388	→
Quarter ending December 2016	392	→
Quarter ending March 2017	388	↓
Variance since March 2016	(2.3%)	↓



ACTIVITY

Cumulative percentage of contracted UDA delivered 2016 & 2017



Month	Adjusted Scheduled Activity (UDA)	
	2016	2017
April	23	19
May	63	91
June	96	116
July	135	197
August	225	217
September	339	341
October	351	377
November	466	457
December	562	498
January	618	589
February	681	617
March	776	739
April	813	
May	812	
June	812	

QUALITY

	Quantity	Base Number	Contract	AT	Region	England
% of FP17s for the same patient ID Re-attending within 3 months - Children	35	564	6.2%	11.5%	13.3%	12.3%
% of FP17s for the same patient ID Re-attending within 3 months - Adults	0	0	N/A	15.6%	17.3%	16.7%
% of FP17s for the same patient ID Re-attending between 3 & 9 months - Children	370	564	65.6%	57.3%	58.9%	57.6%
% of FP17s for the same patient ID Re-attending between 3 & 9 months - Adults	0	0	N/A	52.0%	52.2%	50.1%
% of FP17s for Band 1 Urgent Courses	18	538	3.3%	8.2%	9.2%	9.1%
% of FP17s Relating to Free Repair or Replacements	0	538	0.0%	1.2%	1.0%	0.8%
% of FP17s Relating to Continuations	0	538	0.0%	1.6%	1.4%	1.2%
% of Patients satisfied with the dentistry they have received	0	0	N/A	93.3%	93.1%	92.8%
% of Patients satisfied with the time they had to wait for an appointment	0	0	N/A	90.4%	89.5%	88.7%

* This is based on patients treated on this contract for their most recent course of treatment. Figures in italics indicate the base number of FP17s or Patient Questionnaire responses are less than 100. N/A is shown where the base number of responses is less than 10 during the period. % is calculated as Quantity/Base number*100

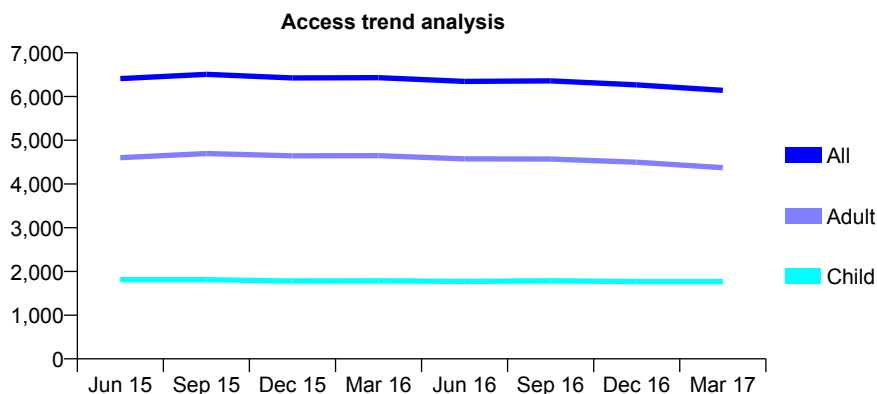
Q49 - Vital Signs At a Glance Contract Report for 829390/0001 - March 2017

Name or company name	MR DA CUNNINGHAM
Contract type name	GDS Contract
Purpose of contract	General
Contract start date	01/04/2006
Contract end date	

16/17 Contracted general activity (UDA)	18,500
Carry forward general activity (UDA)	0
16/17 Contracted orthodontic activity (UOA)	0
Carry forward orthodontic activity (UOA)	0
Baseline contract value	£429,716.17

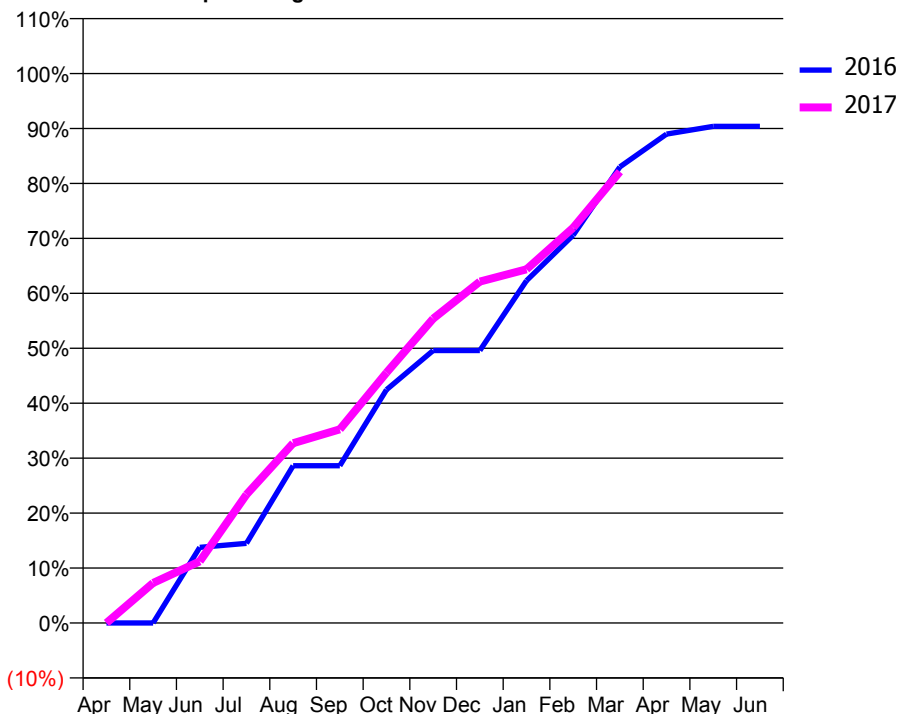
ACCESS*

Patients seen in 24 months	Total	Change since previous quarter
Quarter ending March 2016	6,432	
Quarter ending June 2016	6,347	↓
Quarter ending September 2016	6,357	→
Quarter ending December 2016	6,265	↓
Quarter ending March 2017	6,141	↓
Variance since March 2016	(4.5%)	↓



ACTIVITY

Cumulative percentage of contracted UDA delivered 2016 & 2017



Month	Adjusted Scheduled Activity (UDA)	
	2016	2017
April	0	0
May	0	1,351
June	2,681	2,075
July	2,825	4,324
August	5,574	6,055
September	5,574	6,520
October	8,264	8,430
November	9,655	10,245
December	9,655	11,495
January	12,127	11,908
February	13,742	13,308
March	16,159	15,193
April	17,320	
May	17,593	
June	17,593	

QUALITY

	Quantity	Base Number	Contract	AT	Region	England
% of FP17s for the same patient ID Re-attending within 3 months - Children	209	2,836	7.4%	11.5%	13.3%	12.3%
% of FP17s for the same patient ID Re-attending within 3 months - Adults	1,037	6,995	14.8%	15.6%	17.3%	16.7%
% of FP17s for the same patient ID Re-attending between 3 & 9 months - Children	1,798	2,836	63.4%	57.3%	58.9%	57.6%
% of FP17s for the same patient ID Re-attending between 3 & 9 months - Adults	4,654	6,995	66.5%	52.0%	52.2%	50.1%
% of FP17s for Band 1 Urgent Courses	644	9,010	7.1%	8.2%	9.2%	9.1%
% of FP17s Relating to Free Repair or Replacements	48	9,010	0.5%	1.2%	1.0%	0.8%
% of FP17s Relating to Continuations	192	9,010	2.1%	1.6%	1.4%	1.2%
% of Patients satisfied with the dentistry they have received	19	19	100.0%	93.3%	93.1%	92.8%
% of Patients satisfied with the time they had to wait for an appointment	18	19	94.7%	90.4%	89.5%	88.7%

* This is based on patients treated on this contract for their most recent course of treatment. Figures in italics indicate the base number of FP17s or Patient Questionnaire responses are less than 100. N/A is shown where the base number of responses is less than 10 during the period. % is calculated as Quantity/Base number*100

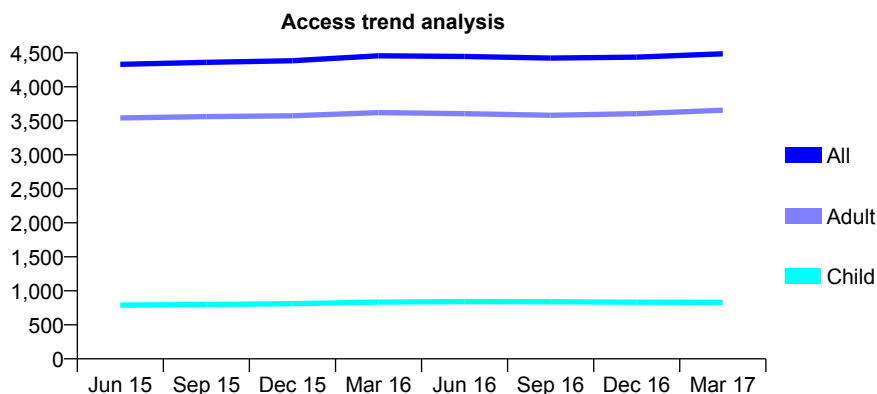
Q49 - Vital Signs At a Glance Contract Report for 830003/0001 - March 2017

Name or company name	MR PJ KNOPS
Contract type name	GDS Contract
Purpose of contract	General
Contract start date	01/04/2006
Contract end date	

16/17 Contracted general activity (UDA)	13,353
Carry forward general activity (UDA)	0
16/17 Contracted orthodontic activity (UOA)	0
Carry forward orthodontic activity (UOA)	0
Baseline contract value	£344,587.70

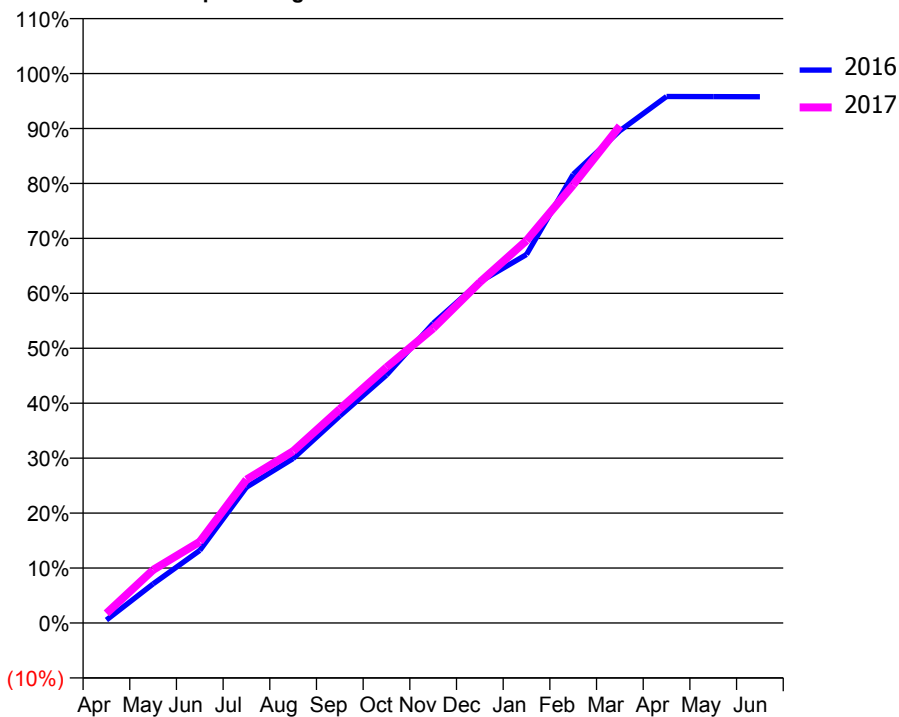
ACCESS*

Patients seen in 24 months	Total	Change since previous quarter
Quarter ending March 2016	4,456	
Quarter ending June 2016	4,446	→
Quarter ending September 2016	4,422	→
Quarter ending December 2016	4,437	→
Quarter ending March 2017	4,486	→
Variance since March 2016	0.7%	→



ACTIVITY

Cumulative percentage of contracted UDA delivered 2016 & 2017



Month	Adjusted Scheduled Activity (UDA)	
	2016	2017
April	74	234
May	981	1,291
June	1,819	1,974
July	3,404	3,484
August	4,121	4,176
September	5,187	5,198
October	6,212	6,214
November	7,509	7,159
December	8,549	8,282
January	9,232	9,296
February	11,242	10,646
March	12,333	12,080
April	13,191	
May	13,188	
June	13,185	

QUALITY

	Quantity	Base Number	Contract	AT	Region	England
% of FP17s for the same patient ID Re-attending within 3 months - Children	136	1,319	10.3%	11.5%	13.3%	12.3%
% of FP17s for the same patient ID Re-attending within 3 months - Adults	946	5,132	18.4%	15.6%	17.3%	16.7%
% of FP17s for the same patient ID Re-attending between 3 & 9 months - Children	733	1,319	55.6%	57.3%	58.9%	57.6%
% of FP17s for the same patient ID Re-attending between 3 & 9 months - Adults	2,441	5,132	47.6%	52.0%	52.2%	50.1%
% of FP17s for Band 1 Urgent Courses	543	5,557	9.8%	8.2%	9.2%	9.1%
% of FP17s Relating to Free Repair or Replacements	55	5,557	1.0%	1.2%	1.0%	0.8%
% of FP17s Relating to Continuations	107	5,557	1.9%	1.6%	1.4%	1.2%
% of Patients satisfied with the dentistry they have received	12	13	92.3%	93.3%	93.1%	92.8%
% of Patients satisfied with the time they had to wait for an appointment	12	13	92.3%	90.4%	89.5%	88.7%

* This is based on patients treated on this contract for their most recent course of treatment. Figures in italics indicate the base number of FP17s or Patient Questionnaire responses are less than 100. N/A is shown where the base number of responses is less than 10 during the period. % is calculated as Quantity/Base number*100

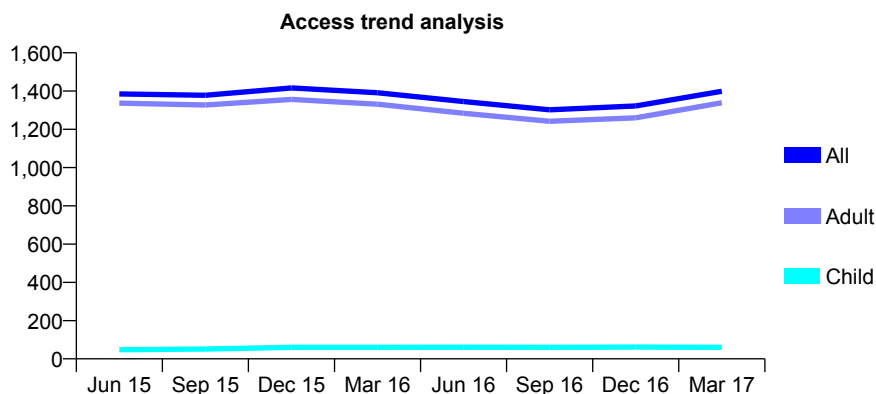
Q49 - Vital Signs At a Glance Contract Report for 830631/0001 - March 2017

Name or company name	MR ME LITTLE
Contract type name	GDS Contract
Purpose of contract	General
Contract start date	01/04/2006
Contract end date	

16/17 Contracted general activity (UDA)	4,365
Carry forward general activity (UDA)	0
16/17 Contracted orthodontic activity (UOA)	0
Carry forward orthodontic activity (UOA)	0
Baseline contract value	£122,866.91

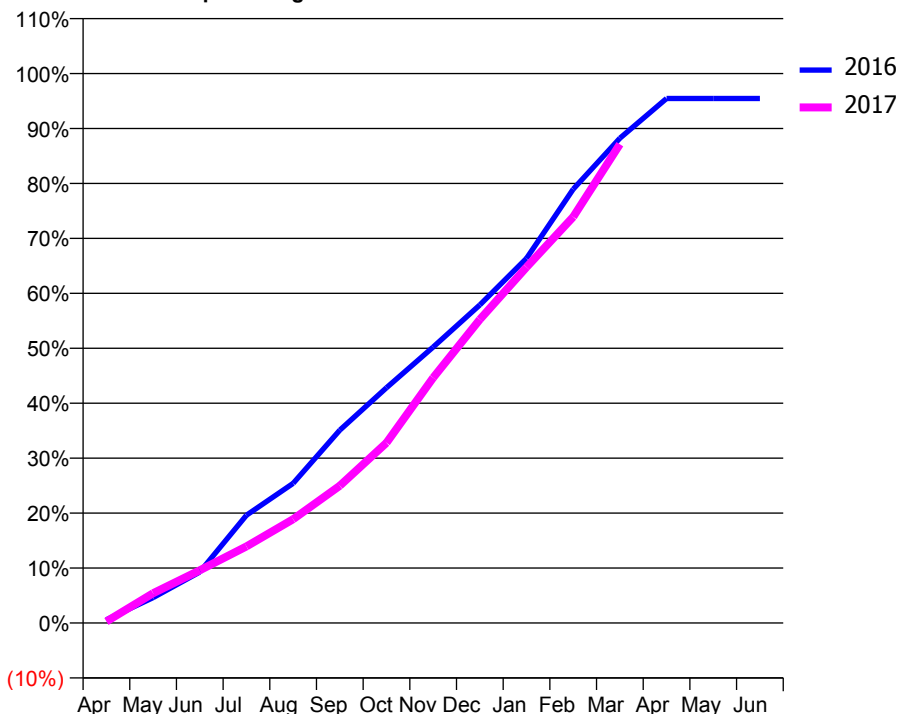
ACCESS*

Patients seen in 24 months	Total	Change since previous quarter
Quarter ending March 2016	1,391	
Quarter ending June 2016	1,345	↓
Quarter ending September 2016	1,302	↓
Quarter ending December 2016	1,322	→
Quarter ending March 2017	1,399	↑
Variance since March 2016	0.6%	→



ACTIVITY

Cumulative percentage of contracted UDA delivered 2016 & 2017



Month	Adjusted Scheduled Activity (UDA)	
	2016	2017
April	26	12
May	202	237
June	405	419
July	856	609
August	1,110	825
September	1,532	1,091
October	1,869	1,432
November	2,192	1,949
December	2,527	2,411
January	2,897	2,827
February	3,446	3,226
March	3,851	3,803
April	4,167	
May	4,167	
June	4,167	

QUALITY

	Quantity	Base Number	Contract	AT	Region	England
% of FP17s for the same patient ID Re-attending within 3 months - Children	0	49	0.0%	11.5%	13.3%	12.3%
% of FP17s for the same patient ID Re-attending within 3 months - Adults	31	1,142	2.7%	15.6%	17.3%	16.7%
% of FP17s for the same patient ID Re-attending between 3 & 9 months - Children	12	49	24.5%	57.3%	58.9%	57.6%
% of FP17s for the same patient ID Re-attending between 3 & 9 months - Adults	267	1,142	23.4%	52.0%	52.2%	50.1%
% of FP17s for Band 1 Urgent Courses	1	1,092	0.1%	8.2%	9.2%	9.1%
% of FP17s Relating to Free Repair or Replacements	0	1,092	0.0%	1.2%	1.0%	0.8%
% of FP17s Relating to Continuations	0	1,092	0.0%	1.6%	1.4%	1.2%
% of Patients satisfied with the dentistry they have received	2	3	N/A	93.3%	93.1%	92.8%
% of Patients satisfied with the time they had to wait for an appointment	2	3	N/A	90.4%	89.5%	88.7%

* This is based on patients treated on this contract for their most recent course of treatment. Figures in italics indicate the base number of FP17s or Patient Questionnaire responses are less than 100. N/A is shown where the base number of responses is less than 10 during the period. % is calculated as Quantity/Base number*100

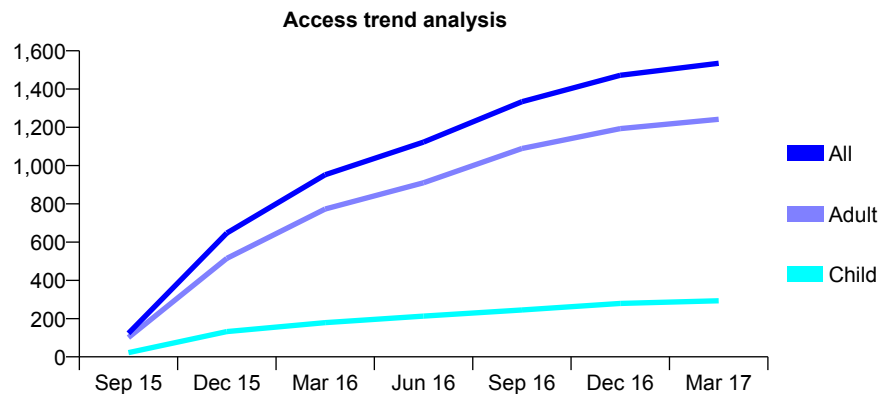
Q49 - Vital Signs At a Glance Contract Report for 833037/0017 - March 2017

Name or company name	MR MA HYDER
Contract type name	PDS Contract
Purpose of contract	General
Contract start date	01/07/2015
Contract end date	31/03/2020

16/17 Contracted general activity (UDA)	4,330
Carry forward general activity (UDA)	6
16/17 Contracted orthodontic activity (UOA)	0
Carry forward orthodontic activity (UOA)	0
Baseline contract value	£107,151.85

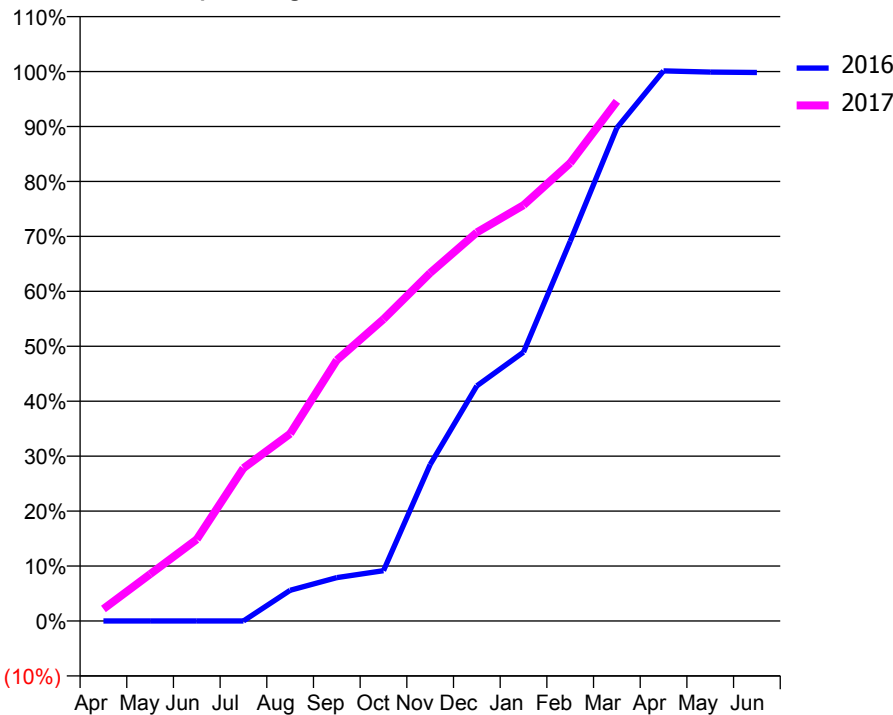
ACCESS*

Patients seen in 24 months	Total	Change since previous quarter
Quarter ending March 2016	952	
Quarter ending June 2016	1,123	↑
Quarter ending September 2016	1,334	↑
Quarter ending December 2016	1,472	↑
Quarter ending March 2017	1,535	↑
Variance since March 2016	61.2%	↑



ACTIVITY

Cumulative percentage of contracted UDA delivered 2016 & 2017



Month	Adjusted Scheduled Activity (UDA)	
	2016	2017
April	0	96
May	0	370
June	0	643
July	0	1,204
August	182	1,476
September	256	2,056
October	297	2,378
November	925	2,743
December	1,390	3,062
January	1,589	3,277
February	2,244	3,609
March	2,914	4,095
April	3,251	
May	3,243	
June	3,241	

QUALITY

	Quantity	Base Number	Contract	AT	Region	England
% of FP17s for the same patient ID Re-attending within 3 months - Children	51	412	12.4%	11.5%	13.3%	12.3%
% of FP17s for the same patient ID Re-attending within 3 months - Adults	317	1,588	20.0%	15.6%	17.3%	16.7%
% of FP17s for the same patient ID Re-attending between 3 & 9 months - Children	163	412	39.6%	57.3%	58.9%	57.6%
% of FP17s for the same patient ID Re-attending between 3 & 9 months - Adults	551	1,588	34.7%	52.0%	52.2%	50.1%
% of FP17s for Band 1 Urgent Courses	447	1,898	23.6%	8.2%	9.2%	9.1%
% of FP17s Relating to Free Repair or Replacements	21	1,898	1.1%	1.2%	1.0%	0.8%
% of FP17s Relating to Continuations	2	1,898	0.1%	1.6%	1.4%	1.2%
% of Patients satisfied with the dentistry they have received	3	3	N/A	93.3%	93.1%	92.8%
% of Patients satisfied with the time they had to wait for an appointment	3	3	N/A	90.4%	89.5%	88.7%

* This is based on patients treated on this contract for their most recent course of treatment. Figures in italics indicate the base number of FP17s or Patient Questionnaire responses are less than 100. N/A is shown where the base number of responses is less than 10 during the period. % is calculated as Quantity/Base number*100

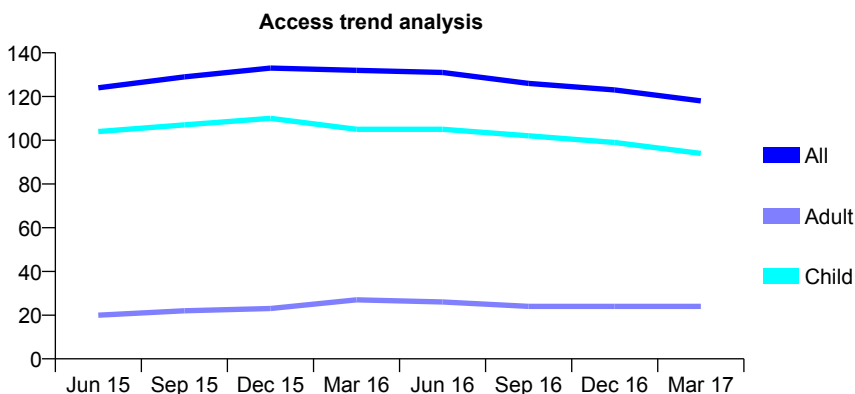
Q49 - Vital Signs At a Glance Contract Report for 833991/0001 - March 2017

Name or company name	MR AG COOPER
Contract type name	GDS Contract
Purpose of contract	General
Contract start date	01/04/2006
Contract end date	

16/17 Contracted general activity (UDA)	200
Carry forward general activity (UDA)	0
16/17 Contracted orthodontic activity (UOA)	0
Carry forward orthodontic activity (UOA)	0
Baseline contract value	£7,322.49

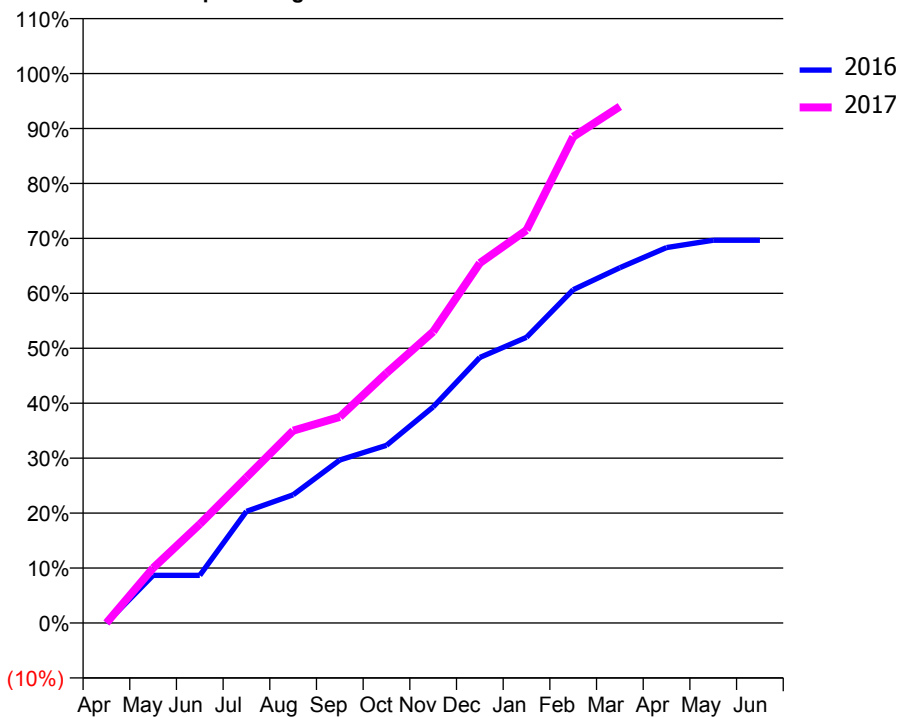
ACCESS*

Patients seen in 24 months	Total	Change since previous quarter
Quarter ending March 2016	132	
Quarter ending June 2016	131	→
Quarter ending September 2016	126	↓
Quarter ending December 2016	123	↓
Quarter ending March 2017	118	↓
Variance since March 2016	(10.6%)	↓



ACTIVITY

Cumulative percentage of contracted UDA delivered 2016 & 2017



Adjusted Scheduled Activity (UDA)

Month	2016	2017
April	0	0
May	26	20
June	26	36
July	61	53
August	70	70
September	89	75
October	97	91
November	118	106
December	145	131
January	156	143
February	182	177
March	194	188
April	205	
May	209	
June	209	

QUALITY

	Quantity	Base Number	Contract	AT	Region	England
% of FP17s for the same patient ID Re-attending within 3 months - Children	6	150	4.0%	11.5%	13.3%	12.3%
% of FP17s for the same patient ID Re-attending within 3 months - Adults	1	16	6.3%	15.6%	17.3%	16.7%
% of FP17s for the same patient ID Re-attending between 3 & 9 months - Children	105	150	70.0%	57.3%	58.9%	57.6%
% of FP17s for the same patient ID Re-attending between 3 & 9 months - Adults	11	16	68.8%	52.0%	52.2%	50.1%
% of FP17s for Band 1 Urgent Courses	0	153	0.0%	8.2%	9.2%	9.1%
% of FP17s Relating to Free Repair or Replacements	0	153	0.0%	1.2%	1.0%	0.8%
% of FP17s Relating to Continuations	0	153	0.0%	1.6%	1.4%	1.2%
% of Patients satisfied with the dentistry they have received	0	0	N/A	93.3%	93.1%	92.8%
% of Patients satisfied with the time they had to wait for an appointment	0	0	N/A	90.4%	89.5%	88.7%

* This is based on patients treated on this contract for their most recent course of treatment. Figures in italics indicate the base number of FP17s or Patient Questionnaire responses are less than 100. N/A is shown where the base number of responses is less than 10 during the period. % is calculated as Quantity/Base number*100

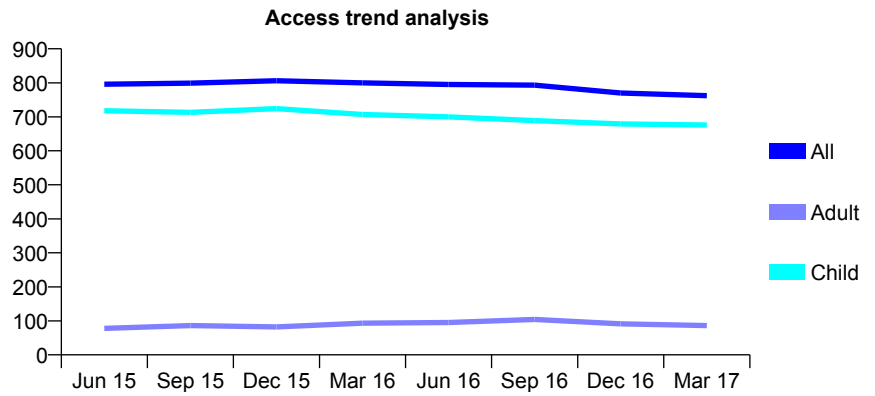
Q49 - Vital Signs At a Glance Contract Report for 836184/0001 - March 2017

Name or company name	MR JS BREEDON
Contract type name	GDS Contract
Purpose of contract	General and Orthodontic
Contract start date	01/04/2006
Contract end date	

16/17 Contracted general activity (UDA)	1,900
Carry forward general activity (UDA)	0
16/17 Contracted orthodontic activity (UOA)	248
Carry forward orthodontic activity (UOA)	0
Baseline contract value	£53,756.20

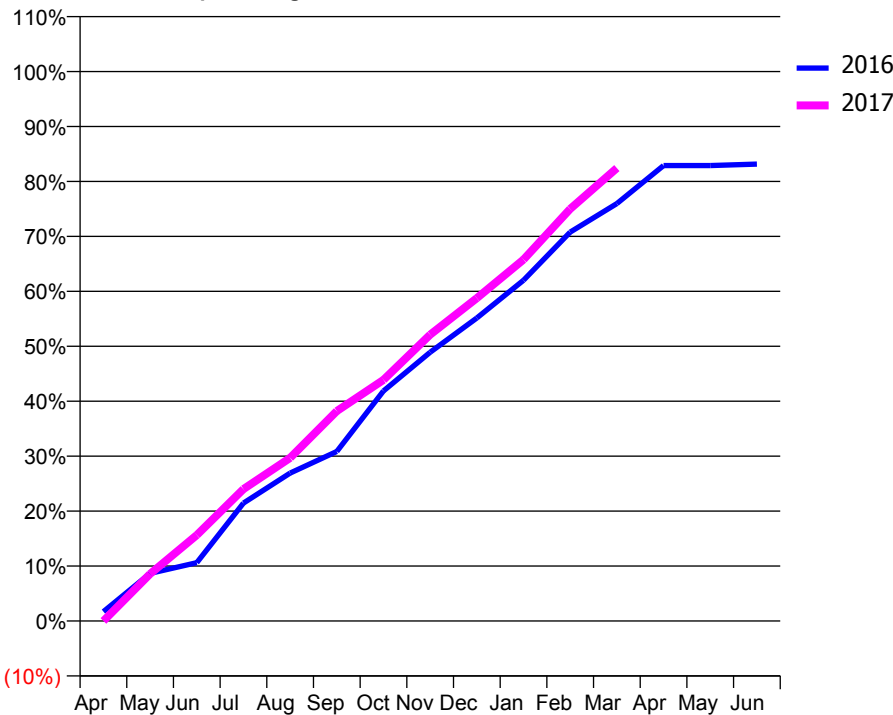
ACCESS*

Patients seen in 24 months	Total	Change since previous quarter
Quarter ending March 2016	800	
Quarter ending June 2016	795	→
Quarter ending September 2016	793	→
Quarter ending December 2016	770	↓
Quarter ending March 2017	762	↓
Variance since March 2016	(4.8%)	↓



ACTIVITY

Cumulative percentage of contracted UDA delivered 2016 & 2017



Month	Adjusted Scheduled Activity (UDA)	
	2016	2017
April	36	0
May	182	163
June	223	297
July	451	456
August	565	564
September	648	726
October	879	834
November	1,027	990
December	1,158	1,116
January	1,302	1,250
February	1,486	1,425
March	1,595	1,566
April	1,740	
May	1,740	
June	1,746	

QUALITY

	Quantity	Base Number	Contract	AT	Region	England
% of FP17s for the same patient ID Re-attending within 3 months - Children	73	1,160	6.3%	11.5%	13.3%	12.3%
% of FP17s for the same patient ID Re-attending within 3 months - Adults	0	1	0.0%	15.6%	17.3%	16.7%
% of FP17s for the same patient ID Re-attending between 3 & 9 months - Children	841	1,160	72.5%	57.3%	58.9%	57.6%
% of FP17s for the same patient ID Re-attending between 3 & 9 months - Adults	0	1	0.0%	52.0%	52.2%	50.1%
% of FP17s for Band 1 Urgent Courses	4	1,021	0.4%	8.2%	9.2%	9.1%
% of FP17s Relating to Free Repair or Replacements	0	1,021	0.0%	1.2%	1.0%	0.8%
% of FP17s Relating to Continuations	15	1,021	1.5%	1.6%	1.4%	1.2%
% of Patients satisfied with the dentistry they have received	1	1	N/A	93.3%	93.1%	92.8%
% of Patients satisfied with the time they had to wait for an appointment	1	1	N/A	90.4%	89.5%	88.7%

* This is based on patients treated on this contract for their most recent course of treatment. Figures in italics indicate the base number of FP17s or Patient Questionnaire responses are less than 100. N/A is shown where the base number of responses is less than 10 during the period. % is calculated as Quantity/Base number*100

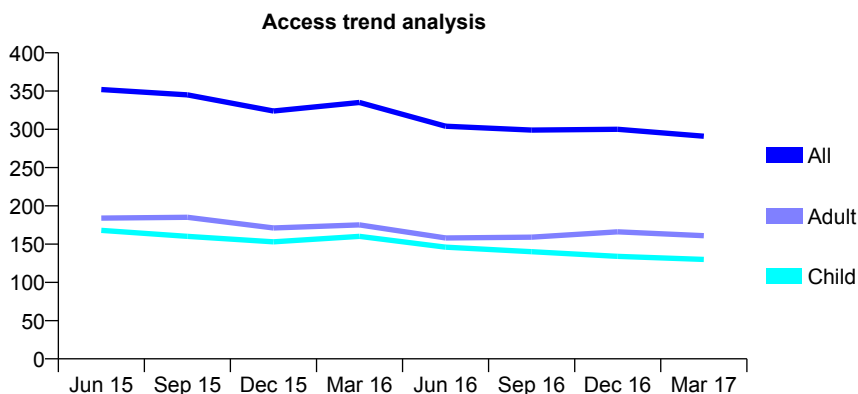
Q49 - Vital Signs At a Glance Contract Report for 836257/0001 - March 2017

Name or company name	MR TA KANJOO
Contract type name	GDS Contract
Purpose of contract	General
Contract start date	01/04/2006
Contract end date	

16/17 Contracted general activity (UDA)	600
Carry forward general activity (UDA)	24
16/17 Contracted orthodontic activity (UOA)	0
Carry forward orthodontic activity (UOA)	0
Baseline contract value	£14,189.04

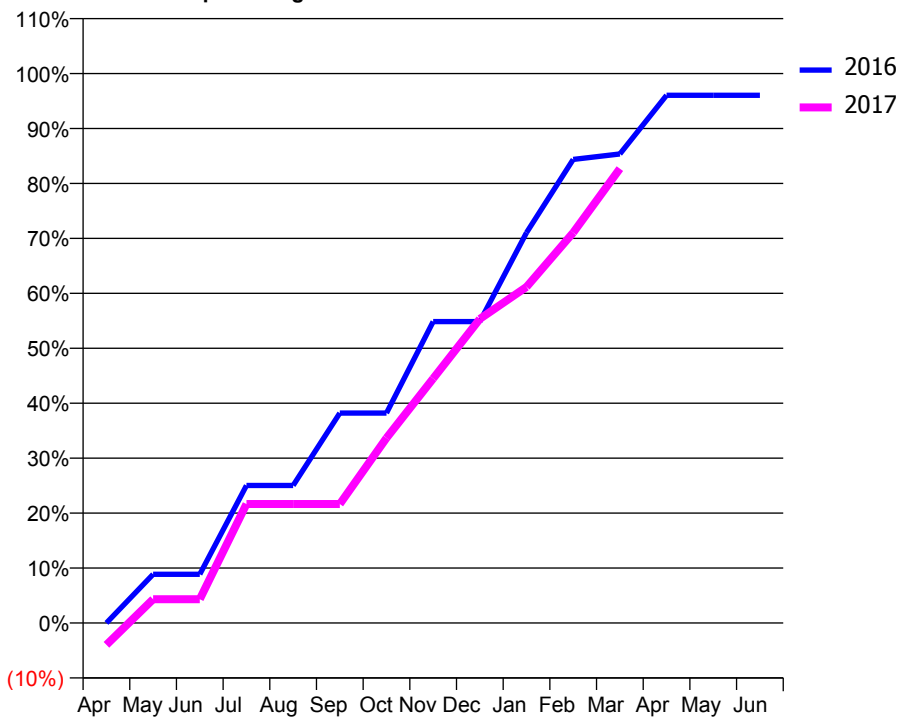
ACCESS*

Patients seen in 24 months	Total	Change since previous quarter
Quarter ending March 2016	335	
Quarter ending June 2016	304	↓
Quarter ending September 2016	299	↓
Quarter ending December 2016	300	→
Quarter ending March 2017	291	↓
Variance since March 2016	(13.1%)	↓



ACTIVITY

Cumulative percentage of contracted UDA delivered 2016 & 2017



Month	Adjusted Scheduled Activity (UDA)	
	2016	2017
April	0	-24
May	53	26
June	53	26
July	150	130
August	150	130
September	229	130
October	229	202
November	329	267
December	329	332
January	426	367
February	506	426
March	512	496
April	576	
May	576	
June	576	

QUALITY

	Quantity	Base Number	Contract	AT	Region	England
% of FP17s for the same patient ID Re-attending within 3 months - Children	5	178	2.8%	11.5%	13.3%	12.3%
% of FP17s for the same patient ID Re-attending within 3 months - Adults	15	168	8.9%	15.6%	17.3%	16.7%
% of FP17s for the same patient ID Re-attending between 3 & 9 months - Children	104	178	58.4%	57.3%	58.9%	57.6%
% of FP17s for the same patient ID Re-attending between 3 & 9 months - Adults	94	168	56.0%	52.0%	52.2%	50.1%
% of FP17s for Band 1 Urgent Courses	1	308	0.3%	8.2%	9.2%	9.1%
% of FP17s Relating to Free Repair or Replacements	0	308	0.0%	1.2%	1.0%	0.8%
% of FP17s Relating to Continuations	0	308	0.0%	1.6%	1.4%	1.2%
% of Patients satisfied with the dentistry they have received	0	0	N/A	93.3%	93.1%	92.8%
% of Patients satisfied with the time they had to wait for an appointment	0	0	N/A	90.4%	89.5%	88.7%

* This is based on patients treated on this contract for their most recent course of treatment. Figures in italics indicate the base number of FP17s or Patient Questionnaire responses are less than 100. N/A is shown where the base number of responses is less than 10 during the period. % is calculated as Quantity/Base number*100

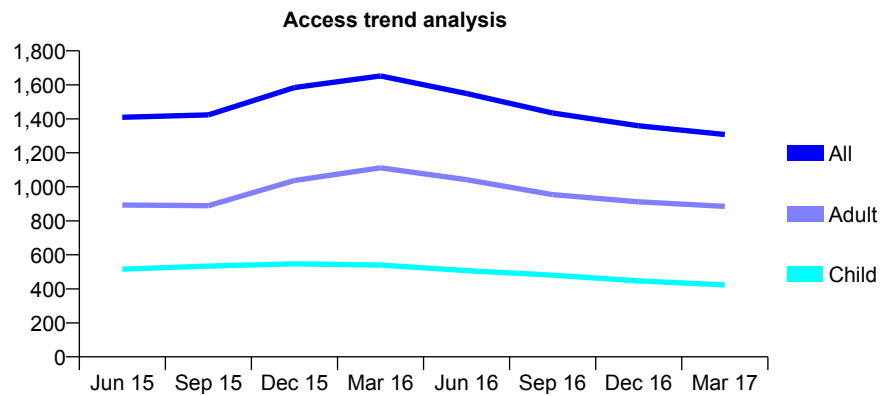
Q49 - Vital Signs At a Glance Contract Report for 840505/0001 - March 2017

Name or company name	MISS E MATHER
Contract type name	GDS Contract
Purpose of contract	General
Contract start date	01/04/2006
Contract end date	

16/17 Contracted general activity (UDA)	5,520
Carry forward general activity (UDA)	436
16/17 Contracted orthodontic activity (UOA)	0
Carry forward orthodontic activity (UOA)	0
Baseline contract value	£134,070.40

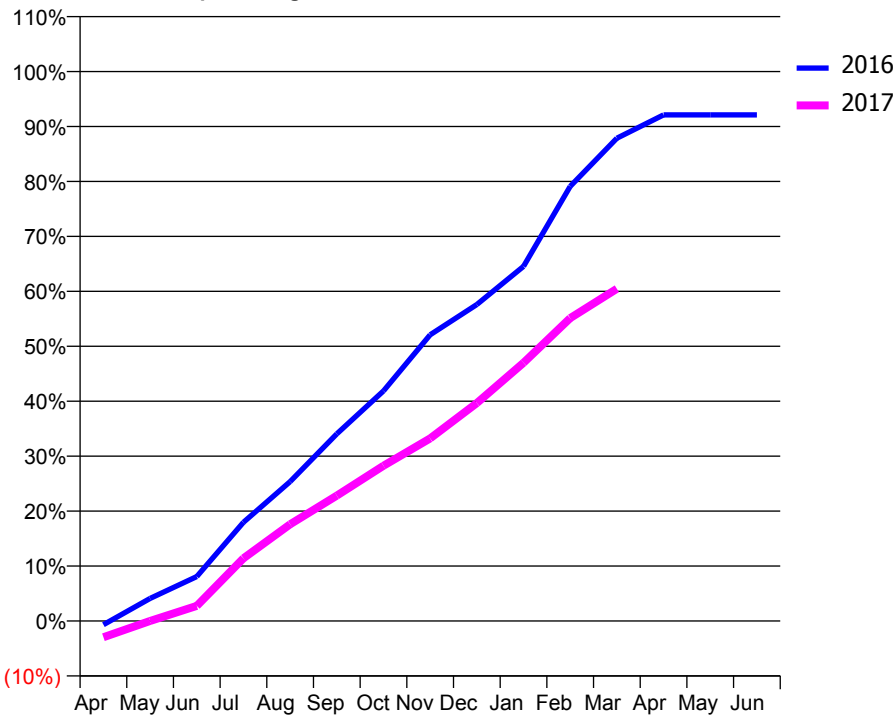
ACCESS*

Patients seen in 24 months	Total	Change since previous quarter
Quarter ending March 2016	1,652	
Quarter ending June 2016	1,549	↓
Quarter ending September 2016	1,434	↓
Quarter ending December 2016	1,359	↓
Quarter ending March 2017	1,308	↓
Variance since March 2016	(20.8%)	↓



ACTIVITY

Cumulative percentage of contracted UDA delivered 2016 & 2017



Month	Adjusted Scheduled Activity (UDA)	
	2016	2017
April	-38	-164
May	227	-1
June	447	152
July	992	630
August	1,401	972
September	1,880	1,260
October	2,311	1,559
November	2,875	1,835
December	3,180	2,190
January	3,562	2,594
February	4,366	3,043
March	4,850	3,338
April	5,085	
May	5,085	
June	5,085	

QUALITY

	Quantity	Base Number	Contract	AT	Region	England
% of FP17s for the same patient ID Re-attending within 3 months - Children	54	806	6.7%	11.5%	13.3%	12.3%
% of FP17s for the same patient ID Re-attending within 3 months - Adults	152	1,429	10.6%	15.6%	17.3%	16.7%
% of FP17s for the same patient ID Re-attending between 3 & 9 months - Children	545	806	67.6%	57.3%	58.9%	57.6%
% of FP17s for the same patient ID Re-attending between 3 & 9 months - Adults	812	1,429	56.8%	52.0%	52.2%	50.1%
% of FP17s for Band 1 Urgent Courses	130	2,115	6.1%	8.2%	9.2%	9.1%
% of FP17s Relating to Free Repair or Replacements	17	2,115	0.8%	1.2%	1.0%	0.8%
% of FP17s Relating to Continuations	27	2,115	1.3%	1.6%	1.4%	1.2%
% of Patients satisfied with the dentistry they have received	3	3	N/A	93.3%	93.1%	92.8%
% of Patients satisfied with the time they had to wait for an appointment	3	3	N/A	90.4%	89.5%	88.7%

* This is based on patients treated on this contract for their most recent course of treatment. Figures in italics indicate the base number of FP17s or Patient Questionnaire responses are less than 100. N/A is shown where the base number of responses is less than 10 during the period. % is calculated as Quantity/Base number*100

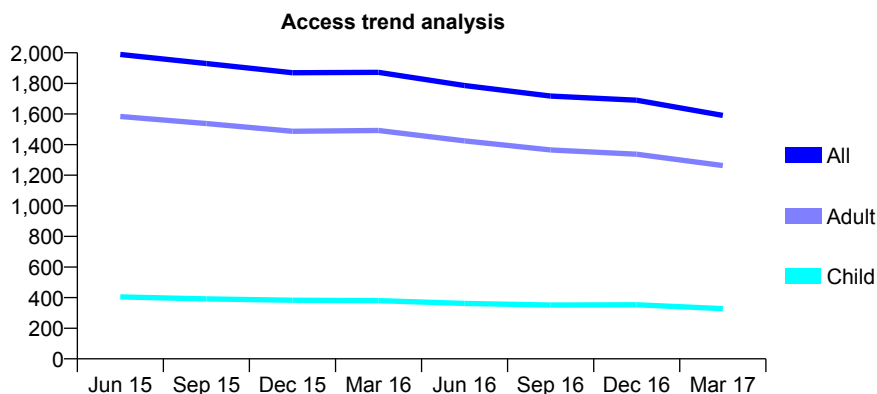
Q49 - Vital Signs At a Glance Contract Report for 840645/0001 - March 2017

Name or company name	MR KS BAMRAH
Contract type name	GDS Contract
Purpose of contract	General
Contract start date	01/04/2006
Contract end date	

16/17 Contracted general activity (UDA)	10,061
Carry forward general activity (UDA)	15
16/17 Contracted orthodontic activity (UOA)	0
Carry forward orthodontic activity (UOA)	0
Baseline contract value	£258,777.98

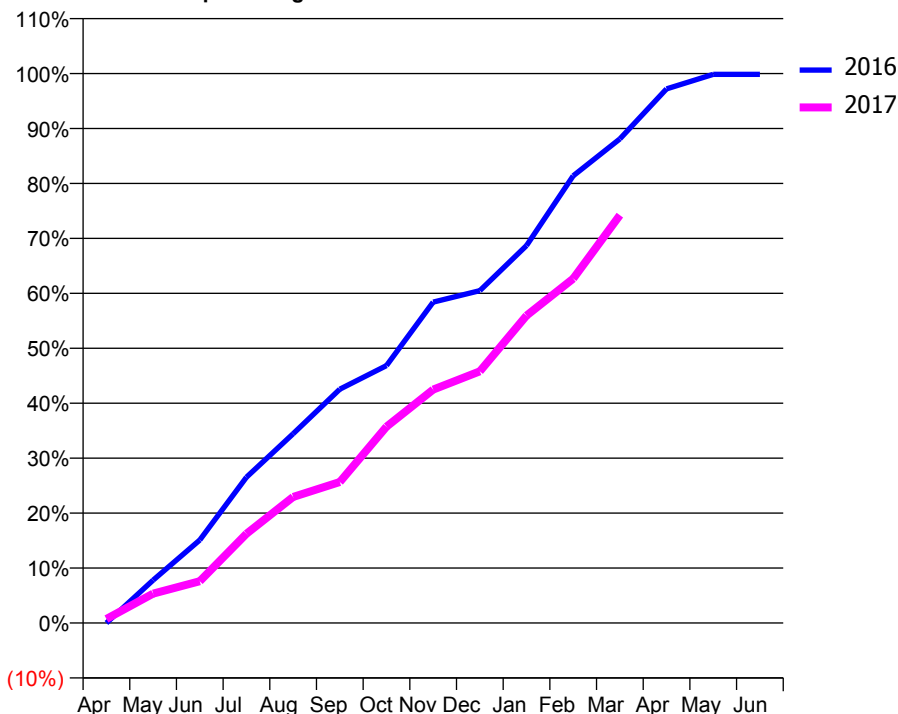
ACCESS*

Patients seen in 24 months	Total	Change since previous quarter
Quarter ending March 2016	1,872	
Quarter ending June 2016	1,786	↓
Quarter ending September 2016	1,717	↓
Quarter ending December 2016	1,690	↓
Quarter ending March 2017	1,591	↓
Variance since March 2016	(15.0%)	↓



ACTIVITY

Cumulative percentage of contracted UDA delivered 2016 & 2017



Month	Adjusted Scheduled Activity (UDA)	
	2016	2017
April	0	75
May	784	538
June	1,520	764
July	2,669	1,634
August	3,465	2,309
September	4,281	2,583
October	4,712	3,595
November	5,876	4,274
December	6,086	4,608
January	6,912	5,630
February	8,189	6,304
March	8,863	7,468
April	9,779	
May	10,046	
June	10,046	

QUALITY

	Quantity	Base Number	Contract	AT	Region	England
% of FP17s for the same patient ID Re-attending within 3 months - Children	38	339	11.2%	11.5%	13.3%	12.3%
% of FP17s for the same patient ID Re-attending within 3 months - Adults	353	1,485	23.8%	15.6%	17.3%	16.7%
% of FP17s for the same patient ID Re-attending between 3 & 9 months - Children	102	339	30.1%	57.3%	58.9%	57.6%
% of FP17s for the same patient ID Re-attending between 3 & 9 months - Adults	528	1,485	35.6%	52.0%	52.2%	50.1%
% of FP17s for Band 1 Urgent Courses	320	1,598	20.0%	8.2%	9.2%	9.1%
% of FP17s Relating to Free Repair or Replacements	12	1,598	0.8%	1.2%	1.0%	0.8%
% of FP17s Relating to Continuations	0	1,598	0.0%	1.6%	1.4%	1.2%
% of Patients satisfied with the dentistry they have received	4	4	N/A	93.3%	93.1%	92.8%
% of Patients satisfied with the time they had to wait for an appointment	4	4	N/A	90.4%	89.5%	88.7%

* This is based on patients treated on this contract for their most recent course of treatment. Figures in italics indicate the base number of FP17s or Patient Questionnaire responses are less than 100. N/A is shown where the base number of responses is less than 10 during the period. % is calculated as Quantity/Base number*100

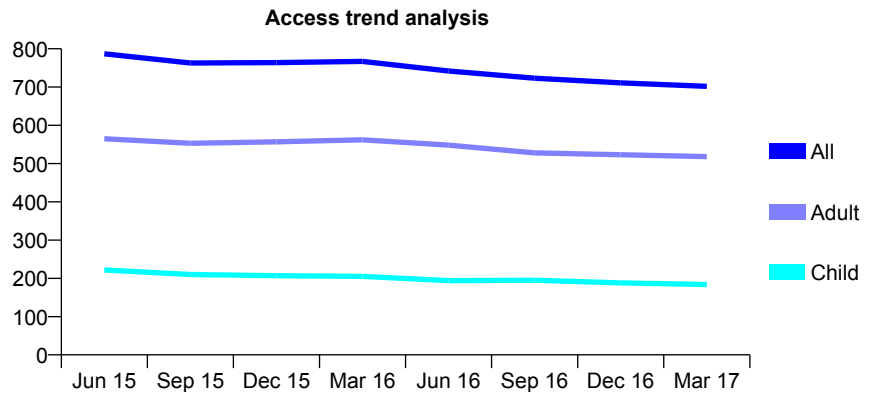
Q49 - Vital Signs At a Glance Contract Report for 840645/0002 - March 2017

Name or company name	MR KS BAMRAH
Contract type name	GDS Contract
Purpose of contract	General
Contract start date	01/04/2006
Contract end date	

16/17 Contracted general activity (UDA)	3,407
Carry forward general activity (UDA)	0
16/17 Contracted orthodontic activity (UOA)	0
Carry forward orthodontic activity (UOA)	0
Baseline contract value	£71,429.23

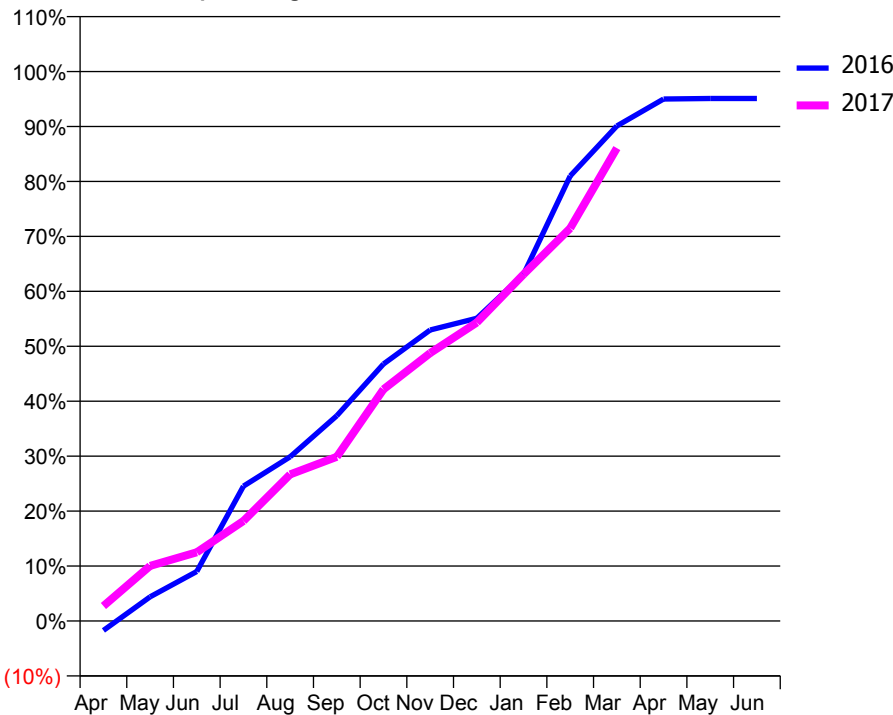
ACCESS*

Patients seen in 24 months	Total	Change since previous quarter
Quarter ending March 2016	767	
Quarter ending June 2016	742	↓
Quarter ending September 2016	723	↓
Quarter ending December 2016	711	↓
Quarter ending March 2017	702	↓
Variance since March 2016	(8.5%)	↓



ACTIVITY

Cumulative percentage of contracted UDA delivered 2016 & 2017



Month	Adjusted Scheduled Activity (UDA)	
	2016	2017
April	-59	93
May	150	342
June	307	426
July	836	621
August	1,018	909
September	1,273	1,018
October	1,593	1,437
November	1,804	1,662
December	1,877	1,851
January	2,150	2,150
February	2,759	2,435
March	3,070	2,932
April	3,237	
May	3,240	
June	3,240	

QUALITY

	Quantity	Base Number	Contract	AT	Region	England
% of FP17s for the same patient ID Re-attending within 3 months - Children	35	206	17.0%	11.5%	13.3%	12.3%
% of FP17s for the same patient ID Re-attending within 3 months - Adults	127	543	23.4%	15.6%	17.3%	16.7%
% of FP17s for the same patient ID Re-attending between 3 & 9 months - Children	46	206	22.3%	57.3%	58.9%	57.6%
% of FP17s for the same patient ID Re-attending between 3 & 9 months - Adults	146	543	26.9%	52.0%	52.2%	50.1%
% of FP17s for Band 1 Urgent Courses	162	714	22.7%	8.2%	9.2%	9.1%
% of FP17s Relating to Free Repair or Replacements	9	714	1.3%	1.2%	1.0%	0.8%
% of FP17s Relating to Continuations	3	714	0.4%	1.6%	1.4%	1.2%
% of Patients satisfied with the dentistry they have received	2	2	N/A	93.3%	93.1%	92.8%
% of Patients satisfied with the time they had to wait for an appointment	2	2	N/A	90.4%	89.5%	88.7%

* This is based on patients treated on this contract for their most recent course of treatment. Figures in italics indicate the base number of FP17s or Patient Questionnaire responses are less than 100. N/A is shown where the base number of responses is less than 10 during the period. % is calculated as Quantity/Base number*100

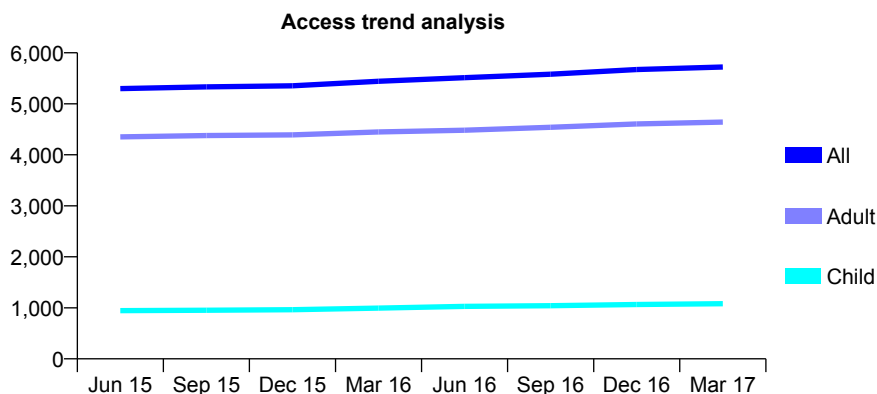
Q49 - Vital Signs At a Glance Contract Report for 858358/0001 - March 2017

Name or company name	MR RG SMITH
Contract type name	GDS Contract
Purpose of contract	General
Contract start date	06/04/2011
Contract end date	

16/17 Contracted general activity (UDA)	16,808
Carry forward general activity (UDA)	336
16/17 Contracted orthodontic activity (UOA)	0
Carry forward orthodontic activity (UOA)	0
Baseline contract value	£360,527.91

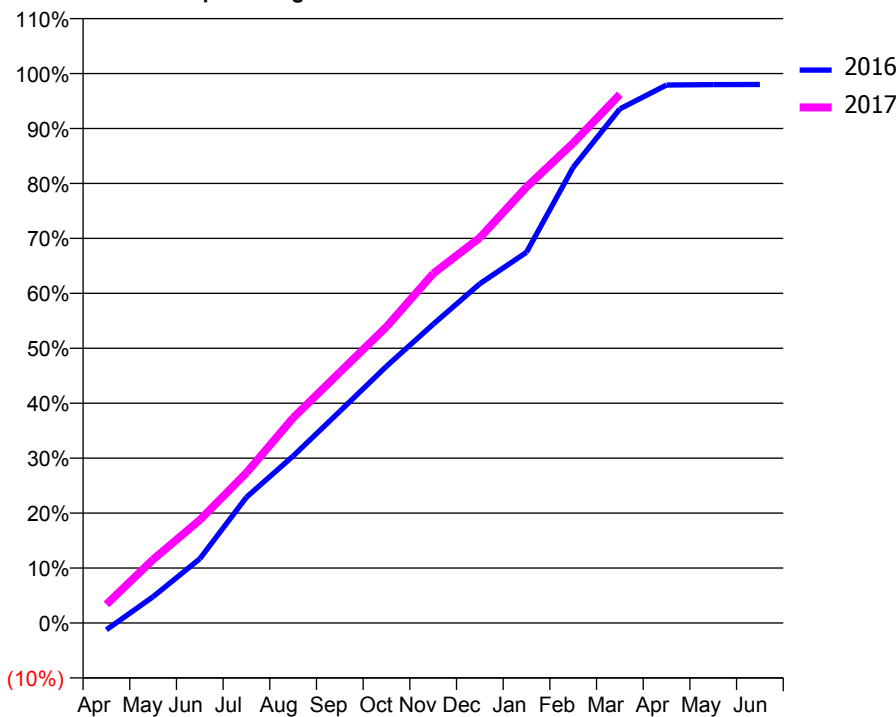
ACCESS*

Patients seen in 24 months	Total	Change since previous quarter
Quarter ending March 2016	5,443	
Quarter ending June 2016	5,512	→
Quarter ending September 2016	5,580	→
Quarter ending December 2016	5,671	→
Quarter ending March 2017	5,721	→
Variance since March 2016	5.1%	↑



ACTIVITY

Cumulative percentage of contracted UDA delivered 2016 & 2017



Month	Adjusted Scheduled Activity (UDA)	
	2016	2017
April	-210	569
May	806	1,945
June	1,965	3,150
July	3,849	4,595
August	5,107	6,276
September	6,477	7,668
October	7,855	9,060
November	9,138	10,687
December	10,377	11,784
January	11,341	13,337
February	13,938	14,682
March	15,725	16,169
April	16,455	
May	16,467	
June	16,472	

QUALITY

	Quantity	Base Number	Contract	AT	Region	England
% of FP17s for the same patient ID Re-attending within 3 months - Children	124	1,598	7.8%	11.5%	13.3%	12.3%
% of FP17s for the same patient ID Re-attending within 3 months - Adults	1,235	7,224	17.1%	15.6%	17.3%	16.7%
% of FP17s for the same patient ID Re-attending between 3 & 9 months - Children	910	1,598	56.9%	57.3%	58.9%	57.6%
% of FP17s for the same patient ID Re-attending between 3 & 9 months - Adults	4,202	7,224	58.2%	52.0%	52.2%	50.1%
% of FP17s for Band 1 Urgent Courses	1,109	7,873	14.1%	8.2%	9.2%	9.1%
% of FP17s Relating to Free Repair or Replacements	104	7,873	1.3%	1.2%	1.0%	0.8%
% of FP17s Relating to Continuations	46	7,873	0.6%	1.6%	1.4%	1.2%
% of Patients satisfied with the dentistry they have received	8	9	N/A	93.3%	93.1%	92.8%
% of Patients satisfied with the time they had to wait for an appointment	9	9	N/A	90.4%	89.5%	88.7%

* This is based on patients treated on this contract for their most recent course of treatment. Figures in italics indicate the base number of FP17s or Patient Questionnaire responses are less than 100. N/A is shown where the base number of responses is less than 10 during the period. % is calculated as Quantity/Base number*100

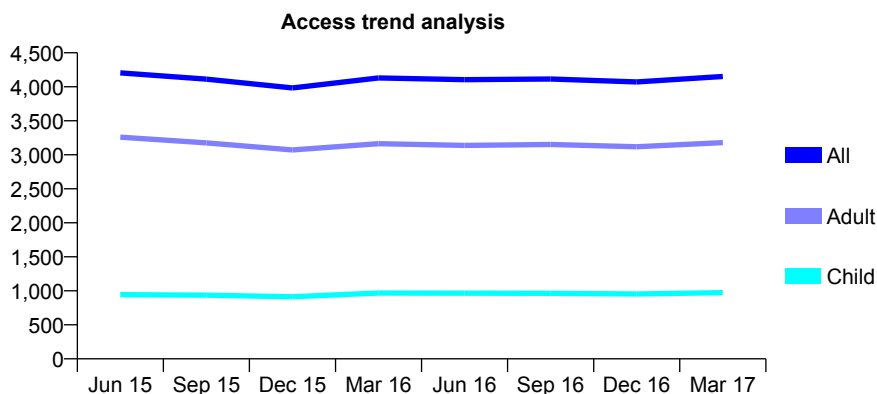
Q49 - Vital Signs At a Glance Contract Report for 866253/0001 - March 2017

Name or company name	MR LB FERGUSON
Contract type name	GDS Contract
Purpose of contract	General
Contract start date	01/04/2010
Contract end date	

16/17 Contracted general activity (UDA)	10,475
Carry forward general activity (UDA)	289
16/17 Contracted orthodontic activity (UOA)	0
Carry forward orthodontic activity (UOA)	0
Baseline contract value	£224,697.38

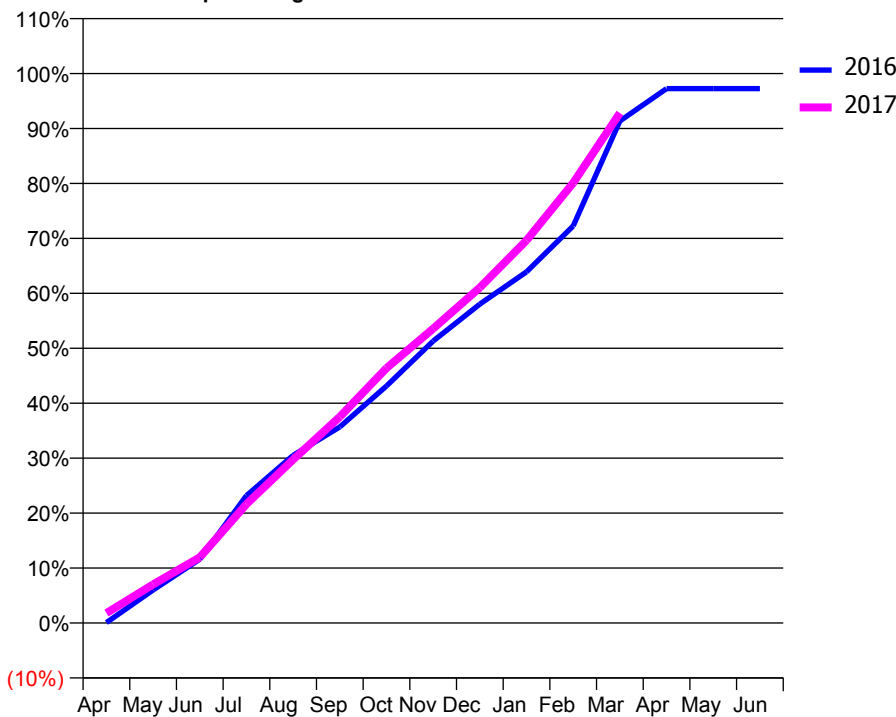
ACCESS*

Patients seen in 24 months	Total	Change since previous quarter
Quarter ending March 2016	4,131	
Quarter ending June 2016	4,105	→
Quarter ending September 2016	4,115	→
Quarter ending December 2016	4,072	↓
Quarter ending March 2017	4,152	→
Variance since March 2016	0.5%	→



ACTIVITY

Cumulative percentage of contracted UDA delivered 2016 & 2017



Month	Adjusted Scheduled Activity (UDA)	
	2016	2017
April	8	189
May	629	735
June	1,217	1,251
July	2,428	2,267
August	3,196	3,115
September	3,739	3,932
October	4,518	4,860
November	5,374	5,612
December	6,079	6,394
January	6,695	7,295
February	7,568	8,391
March	9,568	9,721
April	10,187	
May	10,186	
June	10,186	

QUALITY

	Quantity	Base Number	Contract	AT	Region	England
% of FP17s for the same patient ID Re-attending within 3 months - Children	66	1,348	4.9%	11.5%	13.3%	12.3%
% of FP17s for the same patient ID Re-attending within 3 months - Adults	619	4,528	13.7%	15.6%	17.3%	16.7%
% of FP17s for the same patient ID Re-attending between 3 & 9 months - Children	727	1,348	53.9%	57.3%	58.9%	57.6%
% of FP17s for the same patient ID Re-attending between 3 & 9 months - Adults	2,580	4,528	57.0%	52.0%	52.2%	50.1%
% of FP17s for Band 1 Urgent Courses	412	4,604	8.9%	8.2%	9.2%	9.1%
% of FP17s Relating to Free Repair or Replacements	54	4,604	1.2%	1.2%	1.0%	0.8%
% of FP17s Relating to Continuations	38	4,604	0.8%	1.6%	1.4%	1.2%
% of Patients satisfied with the dentistry they have received	8	9	N/A	93.3%	93.1%	92.8%
% of Patients satisfied with the time they had to wait for an appointment	8	9	N/A	90.4%	89.5%	88.7%

* This is based on patients treated on this contract for their most recent course of treatment. Figures in italics indicate the base number of FP17s or Patient Questionnaire responses are less than 100. N/A is shown where the base number of responses is less than 10 during the period. % is calculated as Quantity/Base number*100

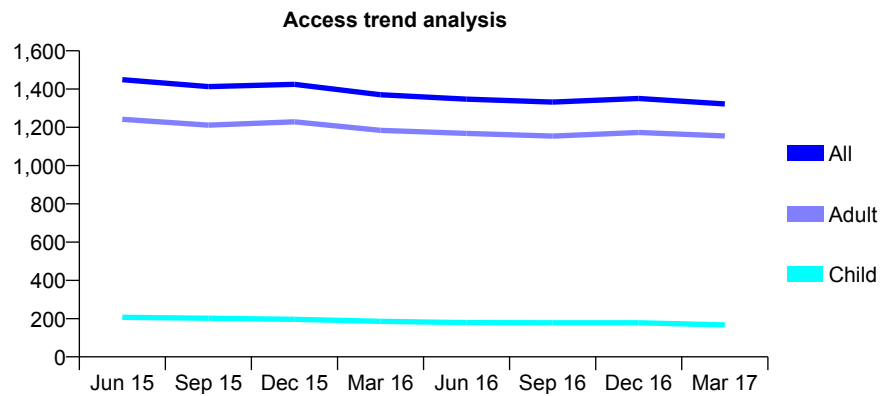
Q49 - Vital Signs At a Glance Contract Report for 906166/0001 - March 2017

Name or company name	MR JP CRAWFORD
Contract type name	GDS Contract
Purpose of contract	General
Contract start date	01/04/2006
Contract end date	

16/17 Contracted general activity (UDA)	3,000
Carry forward general activity (UDA)	44
16/17 Contracted orthodontic activity (UOA)	0
Carry forward orthodontic activity (UOA)	0
Baseline contract value	£70,581.66

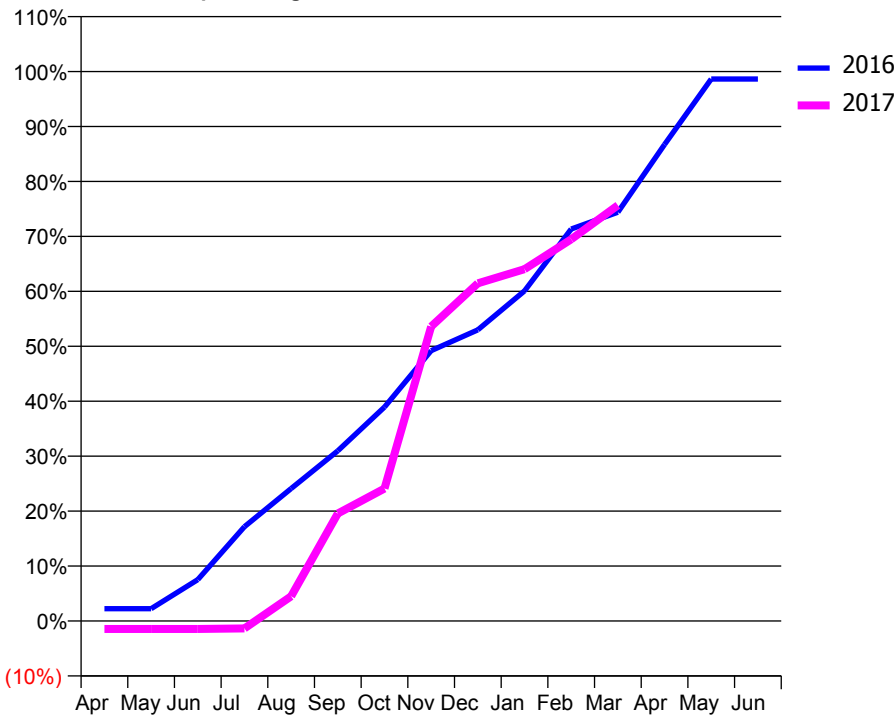
ACCESS*

Patients seen in 24 months	Total	Change since previous quarter
Quarter ending March 2016	1,370	
Quarter ending June 2016	1,347	↓
Quarter ending September 2016	1,332	↓
Quarter ending December 2016	1,351	→
Quarter ending March 2017	1,322	↓
Variance since March 2016	(3.5%)	↓



ACTIVITY

Cumulative percentage of contracted UDA delivered 2016 & 2017



Month	Adjusted Scheduled Activity (UDA)	
	2016	2017
April	73	-44
May	73	-44
June	245	-44
July	560	-41
August	786	135
September	1,010	587
October	1,269	723
November	1,603	1,608
December	1,727	1,844
January	1,958	1,921
February	2,324	2,084
March	2,425	2,270
April	2,826	
May	3,215	
June	3,215	

QUALITY

	Quantity	Base Number	Contract	AT	Region	England
% of FP17s for the same patient ID Re-attending within 3 months - Children	1	228	0.4%	11.5%	13.3%	12.3%
% of FP17s for the same patient ID Re-attending within 3 months - Adults	51	1,455	3.5%	15.6%	17.3%	16.7%
% of FP17s for the same patient ID Re-attending between 3 & 9 months - Children	112	228	49.1%	57.3%	58.9%	57.6%
% of FP17s for the same patient ID Re-attending between 3 & 9 months - Adults	846	1,455	58.1%	52.0%	52.2%	50.1%
% of FP17s for Band 1 Urgent Courses	4	1,252	0.3%	8.2%	9.2%	9.1%
% of FP17s Relating to Free Repair or Replacements	12	1,252	1.0%	1.2%	1.0%	0.8%
% of FP17s Relating to Continuations	8	1,252	0.6%	1.6%	1.4%	1.2%
% of Patients satisfied with the dentistry they have received	3	3	N/A	93.3%	93.1%	92.8%
% of Patients satisfied with the time they had to wait for an appointment	2	3	N/A	90.4%	89.5%	88.7%

* This is based on patients treated on this contract for their most recent course of treatment. Figures in italics indicate the base number of FP17s or Patient Questionnaire responses are less than 100. N/A is shown where the base number of responses is less than 10 during the period. % is calculated as Quantity/Base number*100

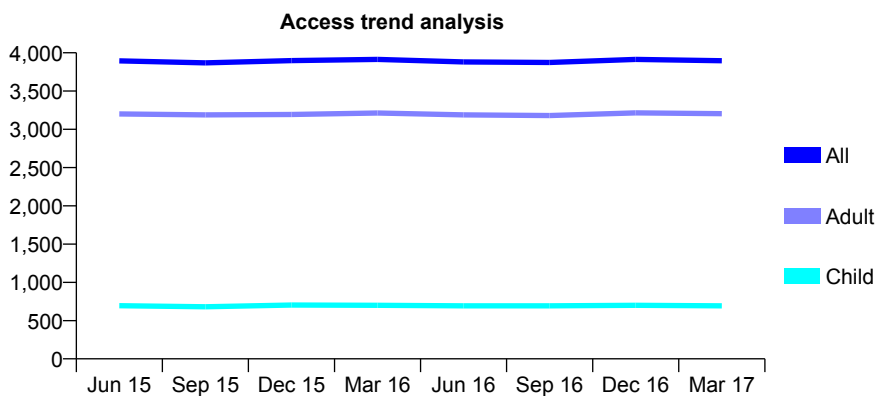
Q49 - Vital Signs At a Glance Contract Report for 907979/0001 - March 2017

Name or company name	MR GA CONLON
Contract type name	GDS Contract
Purpose of contract	General
Contract start date	01/04/2006
Contract end date	

16/17 Contracted general activity (UDA)	12,929
Carry forward general activity (UDA)	0
16/17 Contracted orthodontic activity (UOA)	0
Carry forward orthodontic activity (UOA)	0
Baseline contract value	£276,176.66

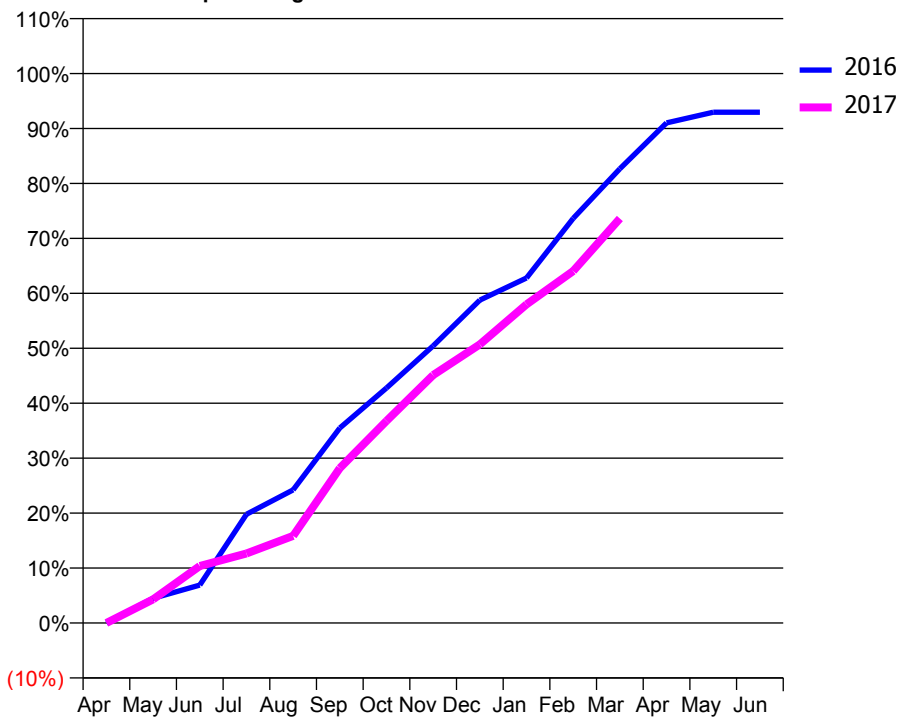
ACCESS*

Patients seen in 24 months	Total	Change since previous quarter
Quarter ending March 2016	3,913	
Quarter ending June 2016	3,880	→
Quarter ending September 2016	3,873	→
Quarter ending December 2016	3,913	→
Quarter ending March 2017	3,897	→
Variance since March 2016	(0.4%)	→



ACTIVITY

Cumulative percentage of contracted UDA delivered 2016 & 2017



Month	Adjusted Scheduled Activity (UDA)	
	2016	2017
April	0	1
May	583	558
June	892	1,342
July	2,559	1,636
August	3,133	2,051
September	4,589	3,645
October	5,531	4,756
November	6,522	5,835
December	7,596	6,555
January	8,117	7,496
February	9,520	8,283
March	10,689	9,518
April	11,767	
May	12,019	
June	12,019	

QUALITY

	Quantity	Base Number	Contract	AT	Region	England
% of FP17s for the same patient ID Re-attending within 3 months - Children	48	864	5.6%	11.5%	13.3%	12.3%
% of FP17s for the same patient ID Re-attending within 3 months - Adults	647	4,194	15.4%	15.6%	17.3%	16.7%
% of FP17s for the same patient ID Re-attending between 3 & 9 months - Children	452	864	52.3%	57.3%	58.9%	57.6%
% of FP17s for the same patient ID Re-attending between 3 & 9 months - Adults	2,194	4,194	52.3%	52.0%	52.2%	50.1%
% of FP17s for Band 1 Urgent Courses	28	4,532	0.6%	8.2%	9.2%	9.1%
% of FP17s Relating to Free Repair or Replacements	11	4,532	0.2%	1.2%	1.0%	0.8%
% of FP17s Relating to Continuations	148	4,532	3.3%	1.6%	1.4%	1.2%
% of Patients satisfied with the dentistry they have received	12	12	100.0%	93.3%	93.1%	92.8%
% of Patients satisfied with the time they had to wait for an appointment	12	12	100.0%	90.4%	89.5%	88.7%

* This is based on patients treated on this contract for their most recent course of treatment. Figures in italics indicate the base number of FP17s or Patient Questionnaire responses are less than 100. N/A is shown where the base number of responses is less than 10 during the period. % is calculated as Quantity/Base number*100

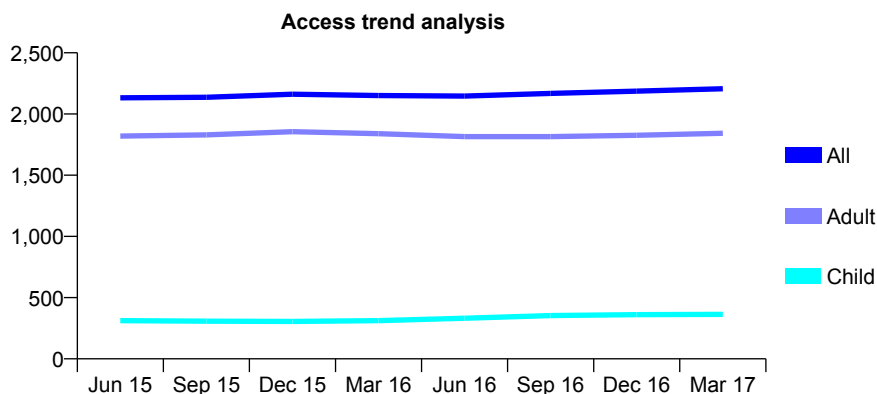
Q49 - Vital Signs At a Glance Contract Report for 912948/0001 - March 2017

Name or company name	MR MF LEE
Contract type name	GDS Contract
Purpose of contract	General
Contract start date	01/04/2006
Contract end date	

16/17 Contracted general activity (UDA)	6,547
Carry forward general activity (UDA)	0
16/17 Contracted orthodontic activity (UOA)	0
Carry forward orthodontic activity (UOA)	0
Baseline contract value	£170,784.09

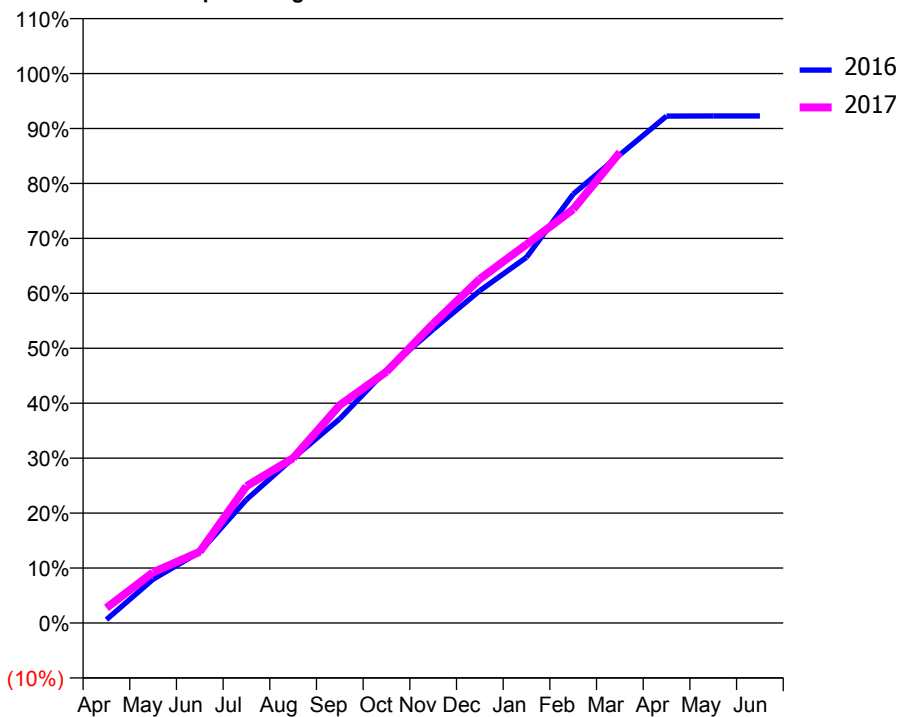
ACCESS*

Patients seen in 24 months	Total	Change since previous quarter
Quarter ending March 2016	2,151	
Quarter ending June 2016	2,147	→
Quarter ending September 2016	2,168	→
Quarter ending December 2016	2,187	→
Quarter ending March 2017	2,206	→
Variance since March 2016	2.6%	↑



ACTIVITY

Cumulative percentage of contracted UDA delivered 2016 & 2017



Month	Adjusted Scheduled Activity (UDA)	
	2016	2017
April	41	180
May	521	605
June	845	848
July	1,471	1,632
August	1,964	1,964
September	2,433	2,597
October	3,014	2,993
November	3,498	3,566
December	3,959	4,100
January	4,357	4,511
February	5,111	4,929
March	5,580	5,608
April	6,040	
May	6,041	
June	6,041	

QUALITY

	Quantity	Base Number	Contract	AT	Region	England
% of FP17s for the same patient ID Re-attending within 3 months - Children	21	455	4.6%	11.5%	13.3%	12.3%
% of FP17s for the same patient ID Re-attending within 3 months - Adults	191	2,041	9.4%	15.6%	17.3%	16.7%
% of FP17s for the same patient ID Re-attending between 3 & 9 months - Children	209	455	45.9%	57.3%	58.9%	57.6%
% of FP17s for the same patient ID Re-attending between 3 & 9 months - Adults	913	2,041	44.7%	52.0%	52.2%	50.1%
% of FP17s for Band 1 Urgent Courses	156	2,328	6.7%	8.2%	9.2%	9.1%
% of FP17s Relating to Free Repair or Replacements	3	2,328	0.1%	1.2%	1.0%	0.8%
% of FP17s Relating to Continuations	7	2,328	0.3%	1.6%	1.4%	1.2%
% of Patients satisfied with the dentistry they have received	3	3	N/A	93.3%	93.1%	92.8%
% of Patients satisfied with the time they had to wait for an appointment	3	3	N/A	90.4%	89.5%	88.7%

* This is based on patients treated on this contract for their most recent course of treatment. Figures in italics indicate the base number of FP17s or Patient Questionnaire responses are less than 100. N/A is shown where the base number of responses is less than 10 during the period. % is calculated as Quantity/Base number*100

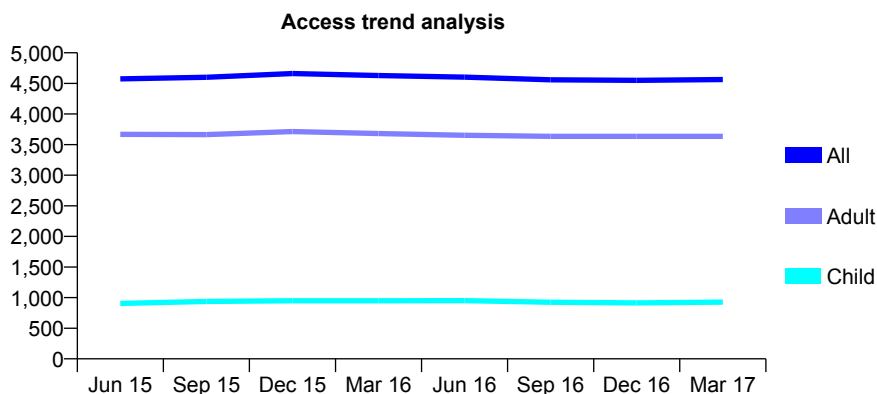
Q49 - Vital Signs At a Glance Contract Report for 914223/0001 - March 2017

Name or company name	MR S TAYLOR
Contract type name	GDS Contract
Purpose of contract	General
Contract start date	01/04/2006
Contract end date	

16/17 Contracted general activity (UDA)	12,600
Carry forward general activity (UDA)	193
16/17 Contracted orthodontic activity (UOA)	0
Carry forward orthodontic activity (UOA)	0
Baseline contract value	£370,558.08

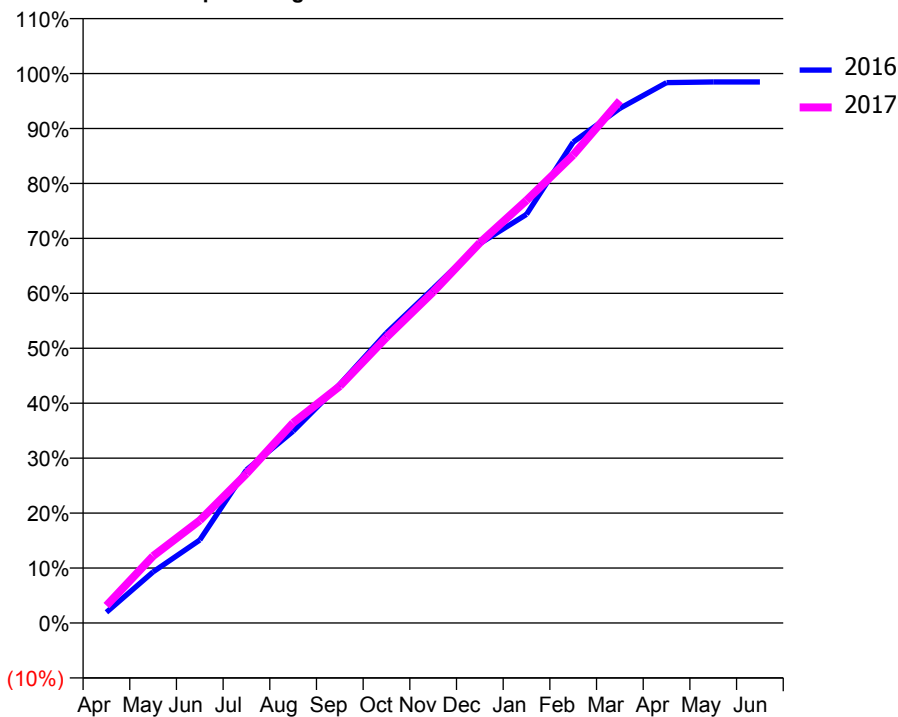
ACCESS*

Patients seen in 24 months	Total	Change since previous quarter
Quarter ending March 2016	4,629	
Quarter ending June 2016	4,603	→
Quarter ending September 2016	4,559	→
Quarter ending December 2016	4,550	→
Quarter ending March 2017	4,563	→
Variance since March 2016	(1.4%)	↓



ACTIVITY

Cumulative percentage of contracted UDA delivered 2016 & 2017



Month	Adjusted Scheduled Activity (UDA)	
	2016	2017
April	247	400
May	1,174	1,537
June	1,904	2,354
July	3,511	3,424
August	4,398	4,592
September	5,473	5,431
October	6,651	6,552
November	7,670	7,589
December	8,699	8,718
January	9,369	9,690
February	11,027	10,732
March	11,802	11,976
April	12,392	
May	12,407	
June	12,407	

QUALITY

	Quantity	Base Number	Contract	AT	Region	England
% of FP17s for the same patient ID Re-attending within 3 months - Children	85	1,435	5.9%	11.5%	13.3%	12.3%
% of FP17s for the same patient ID Re-attending within 3 months - Adults	703	5,436	12.9%	15.6%	17.3%	16.7%
% of FP17s for the same patient ID Re-attending between 3 & 9 months - Children	899	1,435	62.6%	57.3%	58.9%	57.6%
% of FP17s for the same patient ID Re-attending between 3 & 9 months - Adults	3,414	5,436	62.8%	52.0%	52.2%	50.1%
% of FP17s for Band 1 Urgent Courses	241	6,580	3.7%	8.2%	9.2%	9.1%
% of FP17s Relating to Free Repair or Replacements	75	6,580	1.1%	1.2%	1.0%	0.8%
% of FP17s Relating to Continuations	155	6,580	2.4%	1.6%	1.4%	1.2%
% of Patients satisfied with the dentistry they have received	4	4	N/A	93.3%	93.1%	92.8%
% of Patients satisfied with the time they had to wait for an appointment	4	4	N/A	90.4%	89.5%	88.7%

* This is based on patients treated on this contract for their most recent course of treatment. Figures in italics indicate the base number of FP17s or Patient Questionnaire responses are less than 100. N/A is shown where the base number of responses is less than 10 during the period. % is calculated as Quantity/Base number*100

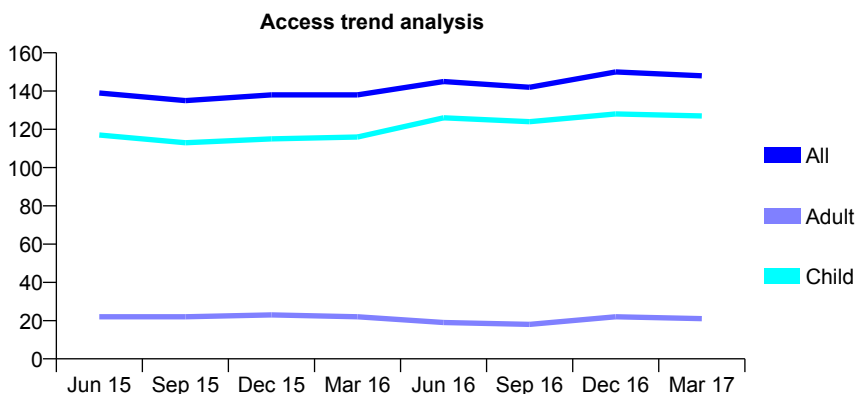
Q49 - Vital Signs At a Glance Contract Report for 914797/0001 - March 2017

Name or company name	MR RJ PARKER
Contract type name	GDS Contract
Purpose of contract	General and Orthodontic
Contract start date	01/04/2006
Contract end date	

16/17 Contracted general activity (UDA)	300
Carry forward general activity (UDA)	0
16/17 Contracted orthodontic activity (UOA)	810
Carry forward orthodontic activity (UOA)	0
Baseline contract value	£59,207.69

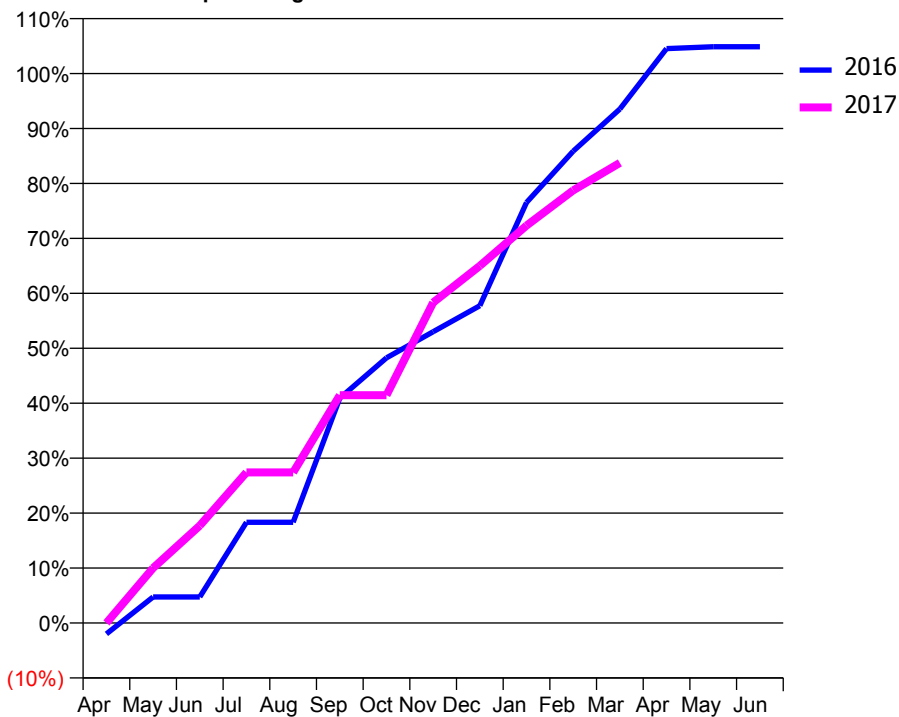
ACCESS*

Patients seen in 24 months	Total	Change since previous quarter
Quarter ending March 2016	138	
Quarter ending June 2016	145	↑
Quarter ending September 2016	142	↓
Quarter ending December 2016	150	↑
Quarter ending March 2017	148	↓
Variance since March 2016	7.2%	↑



ACTIVITY

Cumulative percentage of contracted UDA delivered 2016 & 2017



Month	Adjusted Scheduled Activity (UDA)	
	2016	2017
April	-6	0
May	14	30
June	14	53
July	55	82
August	55	82
September	123	124
October	145	124
November	159	175
December	173	195
January	230	217
February	258	236
March	281	251
April	314	
May	315	
June	315	

QUALITY

	Quantity	Base Number	Contract	AT	Region	England
% of FP17s for the same patient ID Re-attending within 3 months - Children	28	313	8.9%	11.5%	13.3%	12.3%
% of FP17s for the same patient ID Re-attending within 3 months - Adults	0	5	0.0%	15.6%	17.3%	16.7%
% of FP17s for the same patient ID Re-attending between 3 & 9 months - Children	139	313	44.4%	57.3%	58.9%	57.6%
% of FP17s for the same patient ID Re-attending between 3 & 9 months - Adults	1	5	20.0%	52.0%	52.2%	50.1%
% of FP17s for Band 1 Urgent Courses	6	158	3.8%	8.2%	9.2%	9.1%
% of FP17s Relating to Free Repair or Replacements	0	158	0.0%	1.2%	1.0%	0.8%
% of FP17s Relating to Continuations	0	158	0.0%	1.6%	1.4%	1.2%
% of Patients satisfied with the dentistry they have received	0	0	N/A	93.3%	93.1%	92.8%
% of Patients satisfied with the time they had to wait for an appointment	0	0	N/A	90.4%	89.5%	88.7%

* This is based on patients treated on this contract for their most recent course of treatment. Figures in italics indicate the base number of FP17s or Patient Questionnaire responses are less than 100. N/A is shown where the base number of responses is less than 10 during the period. % is calculated as Quantity/Base number*100

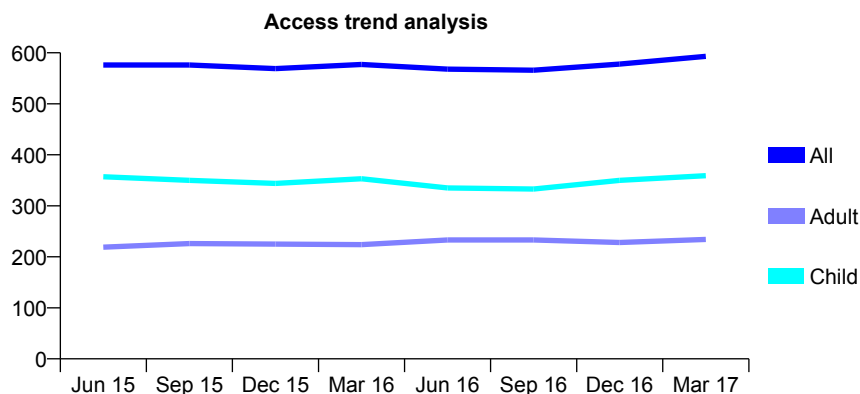
Q49 - Vital Signs At a Glance Contract Report for 916870/0001 - March 2017

Name or company name	MR WD DOBLE
Contract type name	GDS Contract
Purpose of contract	General and Orthodontic
Contract start date	01/10/2013
Contract end date	

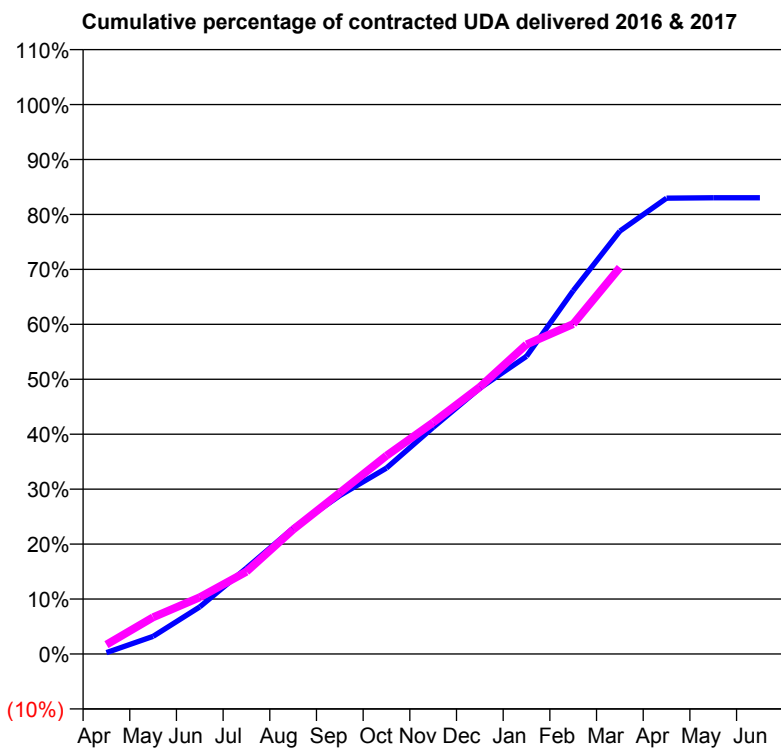
16/17 Contracted general activity (UDA)	1,921
Carry forward general activity (UDA)	0
16/17 Contracted orthodontic activity (UOA)	0
Carry forward orthodontic activity (UOA)	0
Baseline contract value	£47,021.64

ACCESS*

Patients seen in 24 months	Total	Change since previous quarter
Quarter ending March 2016	577	
Quarter ending June 2016	568	↓
Quarter ending September 2016	566	→
Quarter ending December 2016	578	↑
Quarter ending March 2017	593	↑
Variance since March 2016	2.8%	↑



ACTIVITY



Month	Adjusted Scheduled Activity (UDA)	
	2016	2017
April	5	33
May	62	128
June	165	198
July	300	288
August	440	435
September	554	564
October	650	694
November	792	810
December	929	934
January	1,041	1,082
February	1,270	1,154
March	1,479	1,351
April	1,594	
May	1,595	
June	1,595	

QUALITY

	Quantity	Base Number	Contract	AT	Region	England
% of FP17s for the same patient ID Re-attending within 3 months - Children	75	706	10.6%	11.5%	13.3%	12.3%
% of FP17s for the same patient ID Re-attending within 3 months - Adults	50	298	16.8%	15.6%	17.3%	16.7%
% of FP17s for the same patient ID Re-attending between 3 & 9 months - Children	505	706	71.5%	57.3%	58.9%	57.6%
% of FP17s for the same patient ID Re-attending between 3 & 9 months - Adults	213	298	71.5%	52.0%	52.2%	50.1%
% of FP17s for Band 1 Urgent Courses	27	927	2.9%	8.2%	9.2%	9.1%
% of FP17s Relating to Free Repair or Replacements	4	927	0.4%	1.2%	1.0%	0.8%
% of FP17s Relating to Continuations	1	927	0.1%	1.6%	1.4%	1.2%
% of Patients satisfied with the dentistry they have received	0	1	N/A	93.3%	93.1%	92.8%
% of Patients satisfied with the time they had to wait for an appointment	1	1	N/A	90.4%	89.5%	88.7%

* This is based on patients treated on this contract for their most recent course of treatment. Figures in italics indicate the base number of FP17s or Patient Questionnaire responses are less than 100. N/A is shown where the base number of responses is less than 10 during the period. % is calculated as Quantity/Base number*100

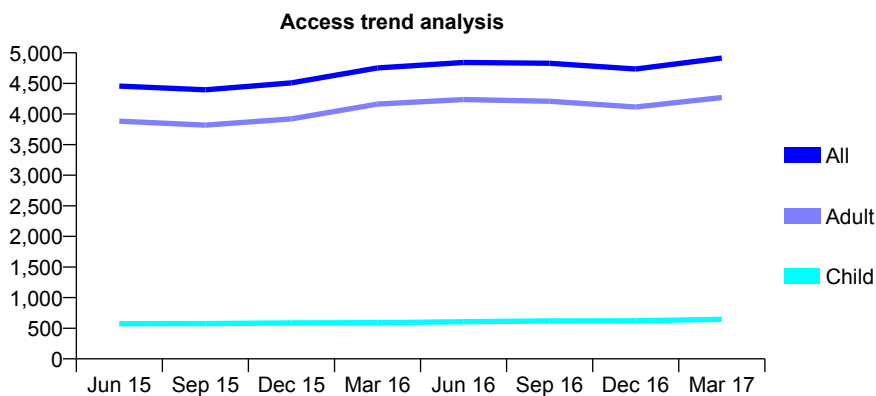
Q49 - Vital Signs At a Glance Contract Report for 917427/0003 - March 2017

Name or company name	MR P BRANTINGHAM
Contract type name	GDS Contract
Purpose of contract	General
Contract start date	01/04/2006
Contract end date	

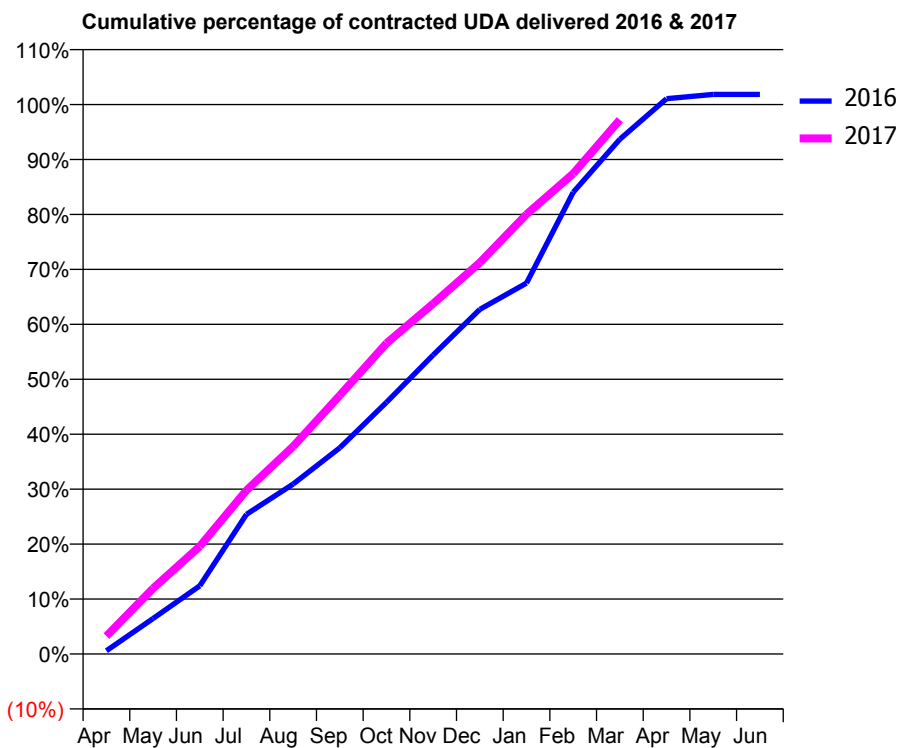
16/17 Contracted general activity (UDA)	13,884
Carry forward general activity (UDA)	0
16/17 Contracted orthodontic activity (UOA)	0
Carry forward orthodontic activity (UOA)	0
Baseline contract value	£452,383.82

ACCESS*

Patients seen in 24 months	Total	Change since previous quarter
Quarter ending March 2016	4,753	
Quarter ending June 2016	4,843	→
Quarter ending September 2016	4,828	→
Quarter ending December 2016	4,736	↓
Quarter ending March 2017	4,914	↑
Variance since March 2016	3.4%	↑



ACTIVITY



Month	Adjusted Scheduled Activity (UDA)	
	2016	2017
April	81	454
May	899	1,659
June	1,724	2,721
July	3,528	4,137
August	4,295	5,243
September	5,209	6,534
October	6,360	7,853
November	7,556	8,852
December	8,707	9,891
January	9,371	11,108
February	11,667	12,136
March	13,008	13,498
April	14,031	
May	14,139	
June	14,138	

QUALITY

	Quantity	Base Number	Contract	AT	Region	England
% of FP17s for the same patient ID Re-attending within 3 months - Children	73	888	8.2%	11.5%	13.3%	12.3%
% of FP17s for the same patient ID Re-attending within 3 months - Adults	1,091	5,632	19.4%	15.6%	17.3%	16.7%
% of FP17s for the same patient ID Re-attending between 3 & 9 months - Children	479	888	53.9%	57.3%	58.9%	57.6%
% of FP17s for the same patient ID Re-attending between 3 & 9 months - Adults	2,287	5,632	40.6%	52.0%	52.2%	50.1%
% of FP17s for Band 1 Urgent Courses	636	6,046	10.5%	8.2%	9.2%	9.1%
% of FP17s Relating to Free Repair or Replacements	101	6,046	1.7%	1.2%	1.0%	0.8%
% of FP17s Relating to Continuations	211	6,046	3.5%	1.6%	1.4%	1.2%
% of Patients satisfied with the dentistry they have received	4	5	N/A	93.3%	93.1%	92.8%
% of Patients satisfied with the time they had to wait for an appointment	4	5	N/A	90.4%	89.5%	88.7%

* This is based on patients treated on this contract for their most recent course of treatment. Figures in italics indicate the base number of FP17s or Patient Questionnaire responses are less than 100. N/A is shown where the base number of responses is less than 10 during the period. % is calculated as Quantity/Base number*100

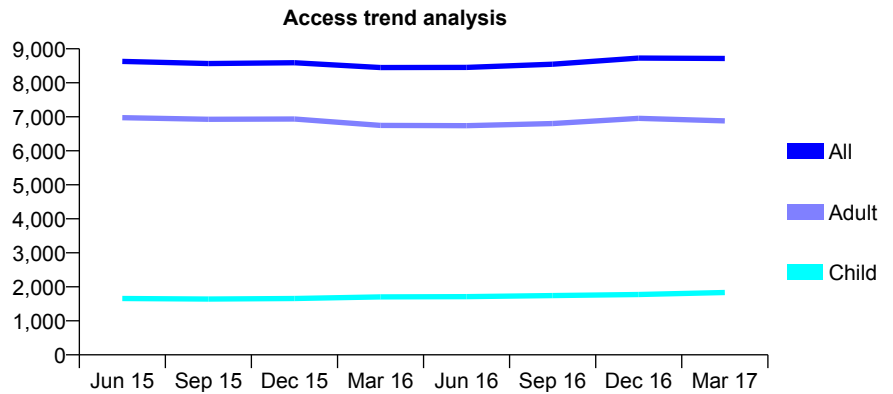
Q49 - Vital Signs At a Glance Contract Report for 917427/0004 - March 2017

Name or company name	MR P BRANTINGHAM
Contract type name	GDS Contract
Purpose of contract	General
Contract start date	01/04/2006
Contract end date	

16/17 Contracted general activity (UDA)	32,440
Carry forward general activity (UDA)	0
16/17 Contracted orthodontic activity (UOA)	0
Carry forward orthodontic activity (UOA)	0
Baseline contract value	£953,540.19

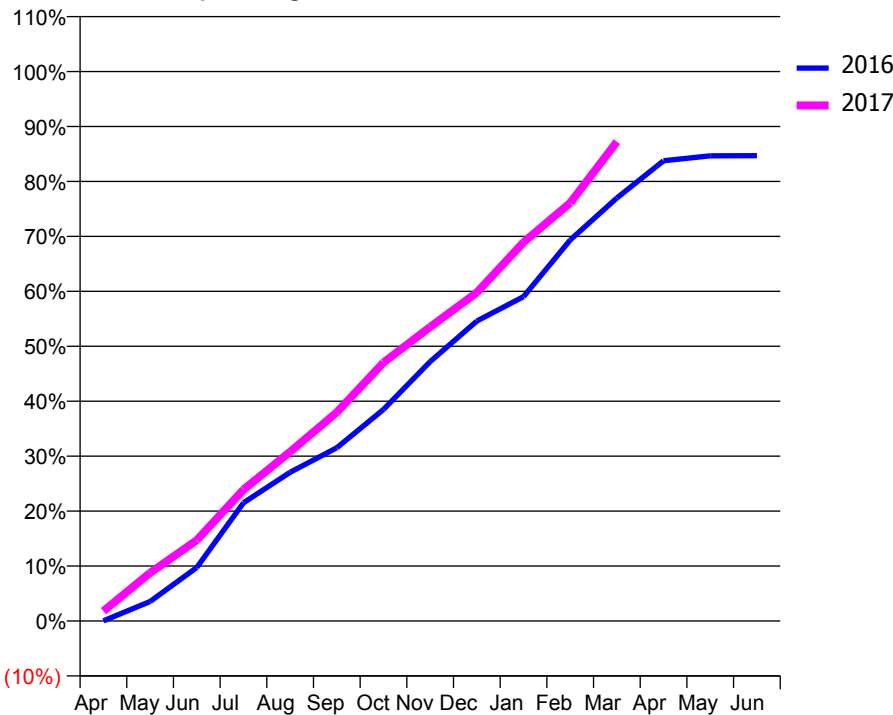
ACCESS*

Patients seen in 24 months	Total	Change since previous quarter
Quarter ending March 2016	8,448	
Quarter ending June 2016	8,451	→
Quarter ending September 2016	8,546	→
Quarter ending December 2016	8,726	↑
Quarter ending March 2017	8,716	→
Variance since March 2016	3.2%	↑



ACTIVITY

Cumulative percentage of contracted UDA delivered 2016 & 2017



Month	Adjusted Scheduled Activity (UDA)	
	2016	2017
April	11	584
May	1,181	2,845
June	3,232	4,773
July	7,130	7,759
August	8,977	9,995
September	10,458	12,327
October	12,763	15,258
November	15,655	17,364
December	18,096	19,393
January	19,569	22,359
February	22,993	24,685
March	25,524	28,295
April	27,773	
May	28,068	
June	28,080	

QUALITY

	Quantity	Base Number	Contract	AT	Region	England
% of FP17s for the same patient ID Re-attending within 3 months - Children	374	2,752	13.6%	11.5%	13.3%	12.3%
% of FP17s for the same patient ID Re-attending within 3 months - Adults	2,258	9,666	23.4%	15.6%	17.3%	16.7%
% of FP17s for the same patient ID Re-attending between 3 & 9 months - Children	1,298	2,752	47.2%	57.3%	58.9%	57.6%
% of FP17s for the same patient ID Re-attending between 3 & 9 months - Adults	3,687	9,666	38.1%	52.0%	52.2%	50.1%
% of FP17s for Band 1 Urgent Courses	1,796	11,563	15.5%	8.2%	9.2%	9.1%
% of FP17s Relating to Free Repair or Replacements	216	11,563	1.9%	1.2%	1.0%	0.8%
% of FP17s Relating to Continuations	349	11,563	3.0%	1.6%	1.4%	1.2%
% of Patients satisfied with the dentistry they have received	19	19	100.0%	93.3%	93.1%	92.8%
% of Patients satisfied with the time they had to wait for an appointment	17	19	89.5%	90.4%	89.5%	88.7%

* This is based on patients treated on this contract for their most recent course of treatment. Figures in italics indicate the base number of FP17s or Patient Questionnaire responses are less than 100. N/A is shown where the base number of responses is less than 10 during the period. % is calculated as Quantity/Base number*100

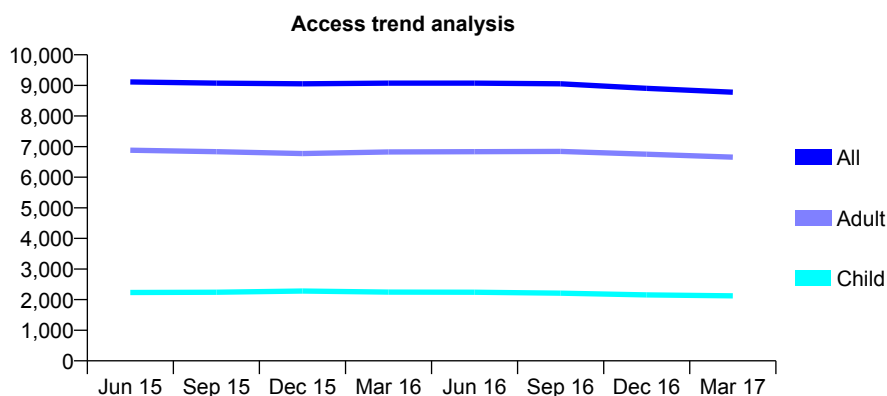
Q49 - Vital Signs At a Glance Contract Report for 920045/0002 - March 2017

Name or company name	MRS PA DODD
Contract type name	GDS Contract
Purpose of contract	General and Orthodontic
Contract start date	01/04/2006
Contract end date	

16/17 Contracted general activity (UDA)	23,381
Carry forward general activity (UDA)	0
16/17 Contracted orthodontic activity (UOA)	0
Carry forward orthodontic activity (UOA)	0
Baseline contract value	£563,291.78

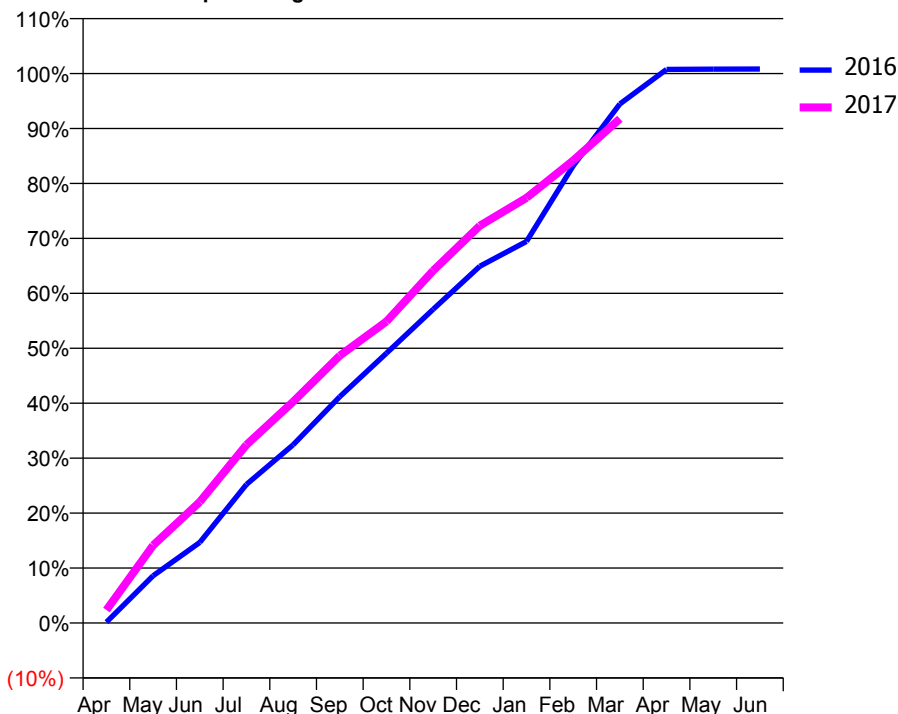
ACCESS*

Patients seen in 24 months	Total	Change since previous quarter
Quarter ending March 2016	9,072	
Quarter ending June 2016	9,075	→
Quarter ending September 2016	9,054	→
Quarter ending December 2016	8,906	↓
Quarter ending March 2017	8,779	↓
Variance since March 2016	(3.2%)	↓



ACTIVITY

Cumulative percentage of contracted UDA delivered 2016 & 2017



QUALITY

	Quantity	Base Number	Contract	AT	Region	England
% of FP17s for the same patient ID Re-attending within 3 months - Children	331	3,647	9.1%	11.5%	13.3%	12.3%
% of FP17s for the same patient ID Re-attending within 3 months - Adults	1,799	11,076	16.2%	15.6%	17.3%	16.7%
% of FP17s for the same patient ID Re-attending between 3 & 9 months - Children	2,675	3,647	73.3%	57.3%	58.9%	57.6%
% of FP17s for the same patient ID Re-attending between 3 & 9 months - Adults	7,266	11,076	65.6%	52.0%	52.2%	50.1%
% of FP17s for Band 1 Urgent Courses	433	12,280	3.5%	8.2%	9.2%	9.1%
% of FP17s Relating to Free Repair or Replacements	123	12,280	1.0%	1.2%	1.0%	0.8%
% of FP17s Relating to Continuations	408	12,280	3.3%	1.6%	1.4%	1.2%
% of Patients satisfied with the dentistry they have received	18	19	94.7%	93.3%	93.1%	92.8%
% of Patients satisfied with the time they had to wait for an appointment	19	19	100.0%	90.4%	89.5%	88.7%

* This is based on patients treated on this contract for their most recent course of treatment. Figures in italics indicate the base number of FP17s or Patient Questionnaire responses are less than 100. N/A is shown where the base number of responses is less than 10 during the period. % is calculated as Quantity/Base number*100

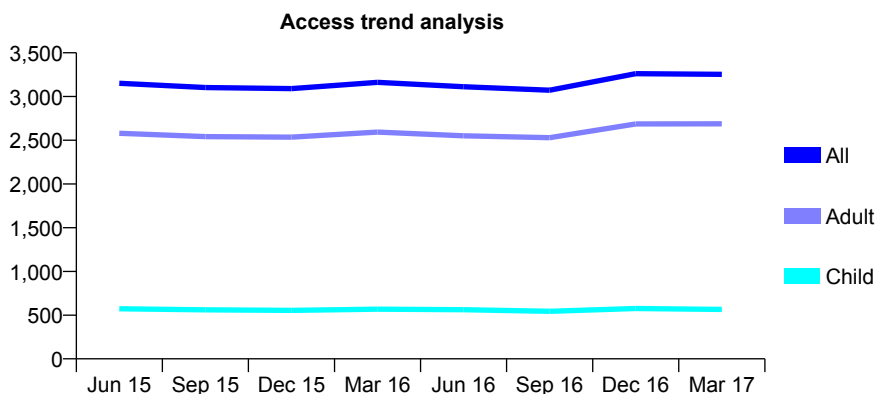
Q49 - Vital Signs At a Glance Contract Report for 920576/0001 - March 2017

Name or company name	MR G BAYTUG
Contract type name	GDS Contract
Purpose of contract	General
Contract start date	01/04/2006
Contract end date	

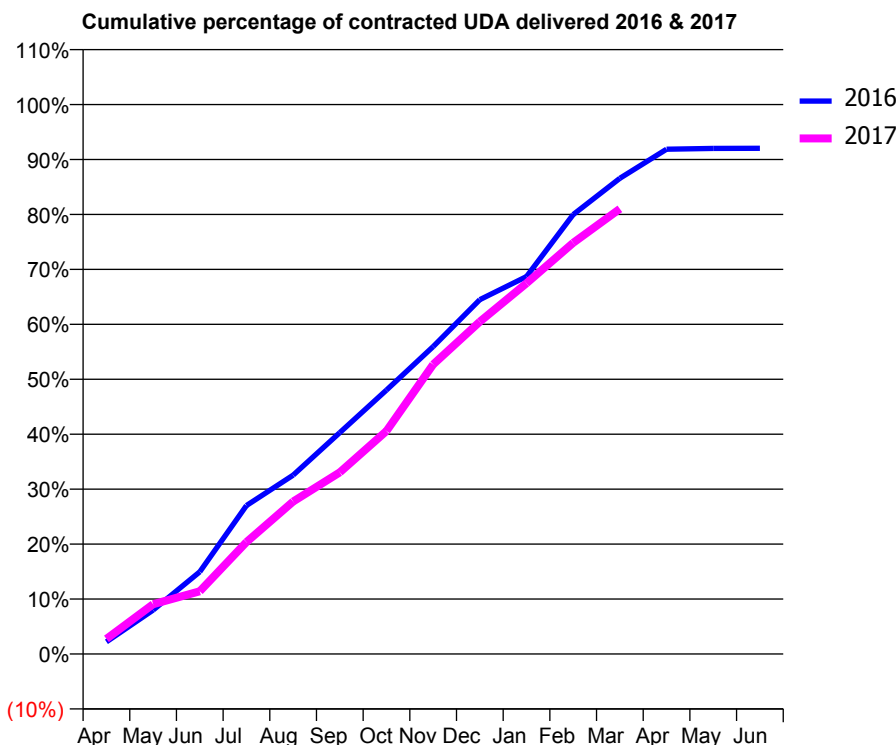
16/17 Contracted general activity (UDA)	15,354
Carry forward general activity (UDA)	0
16/17 Contracted orthodontic activity (UOA)	0
Carry forward orthodontic activity (UOA)	0
Baseline contract value	£685,541.33

ACCESS*

Patients seen in 24 months	Total	Change since previous quarter
Quarter ending March 2016	3,162	
Quarter ending June 2016	3,112	↓
Quarter ending September 2016	3,072	↓
Quarter ending December 2016	3,261	↑
Quarter ending March 2017	3,253	→
Variance since March 2016	2.9%	↑



ACTIVITY



Month	Adjusted Scheduled Activity (UDA)	
	2016	2017
April	341	424
May	1,228	1,390
June	2,298	1,753
July	4,147	3,127
August	4,998	4,261
September	6,185	5,078
October	7,377	6,230
November	8,589	8,090
December	9,902	9,287
January	10,545	10,361
February	12,278	11,491
March	13,293	12,438
April	14,103	
May	14,127	
June	14,130	

QUALITY

	Quantity	Base Number	Contract	AT	Region	England
% of FP17s for the same patient ID Re-attending within 3 months - Children	66	928	7.1%	11.5%	13.3%	12.3%
% of FP17s for the same patient ID Re-attending within 3 months - Adults	935	4,874	19.2%	15.6%	17.3%	16.7%
% of FP17s for the same patient ID Re-attending between 3 & 9 months - Children	570	928	61.4%	57.3%	58.9%	57.6%
% of FP17s for the same patient ID Re-attending between 3 & 9 months - Adults	2,980	4,874	61.1%	52.0%	52.2%	50.1%
% of FP17s for Band 1 Urgent Courses	236	5,489	4.3%	8.2%	9.2%	9.1%
% of FP17s Relating to Free Repair or Replacements	50	5,489	0.9%	1.2%	1.0%	0.8%
% of FP17s Relating to Continuations	262	5,489	4.8%	1.6%	1.4%	1.2%
% of Patients satisfied with the dentistry they have received	9	11	81.8%	93.3%	93.1%	92.8%
% of Patients satisfied with the time they had to wait for an appointment	9	11	81.8%	90.4%	89.5%	88.7%

* This is based on patients treated on this contract for their most recent course of treatment. Figures in italics indicate the base number of FP17s or Patient Questionnaire responses are less than 100. N/A is shown where the base number of responses is less than 10 during the period. % is calculated as Quantity/Base number*100

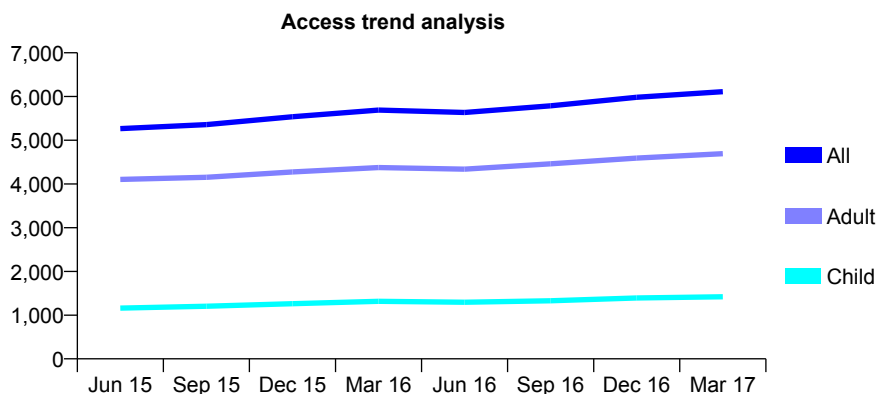
Q49 - Vital Signs At a Glance Contract Report for 925705/0001 - March 2017

Name or company name	MR SA EABORN
Contract type name	GDS Contract
Purpose of contract	General
Contract start date	01/04/2006
Contract end date	

16/17 Contracted general activity (UDA)	16,440
Carry forward general activity (UDA)	0
16/17 Contracted orthodontic activity (UOA)	0
Carry forward orthodontic activity (UOA)	0
Baseline contract value	£435,269.67

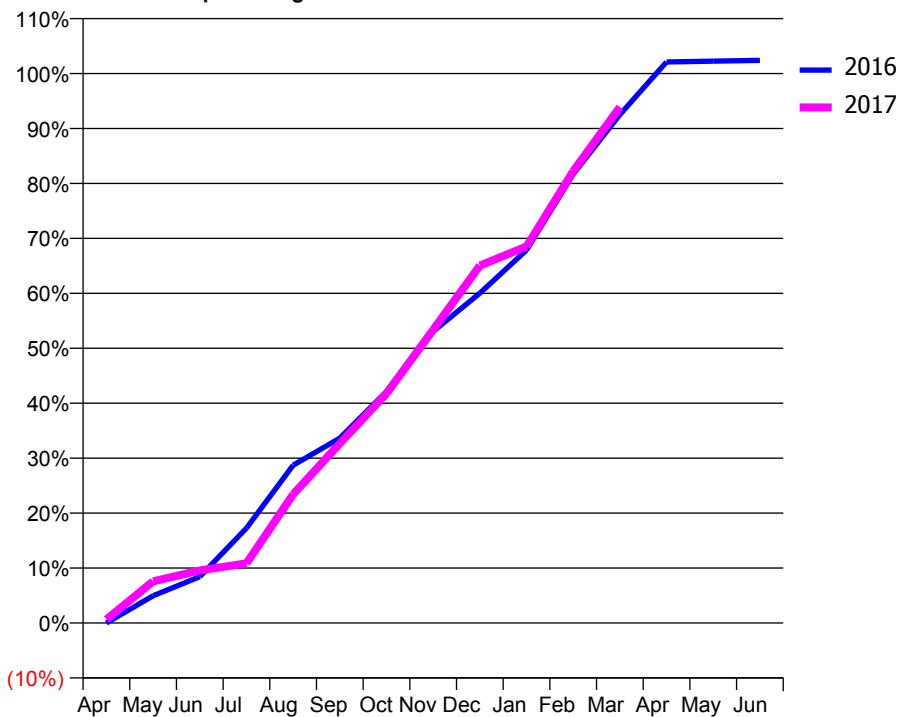
ACCESS*

Patients seen in 24 months	Total	Change since previous quarter
Quarter ending March 2016	5,691	
Quarter ending June 2016	5,635	→
Quarter ending September 2016	5,787	↑
Quarter ending December 2016	5,982	↑
Quarter ending March 2017	6,112	↑
Variance since March 2016	7.4%	↑



ACTIVITY

Cumulative percentage of contracted UDA delivered 2016 & 2017



Month	Adjusted Scheduled Activity (UDA)	
	2016	2017
April	0	111
May	816	1,247
June	1,385	1,576
July	2,839	1,784
August	4,722	3,852
September	5,531	5,372
October	6,927	6,870
November	8,721	8,774
December	9,869	10,694
January	11,155	11,265
February	13,429	13,520
March	15,212	15,438
April	16,786	
May	16,808	
June	16,832	

QUALITY

	Quantity	Base Number	Contract	AT	Region	England
% of FP17s for the same patient ID Re-attending within 3 months - Children	125	1,868	6.7%	11.5%	13.3%	12.3%
% of FP17s for the same patient ID Re-attending within 3 months - Adults	926	5,972	15.5%	15.6%	17.3%	16.7%
% of FP17s for the same patient ID Re-attending between 3 & 9 months - Children	916	1,868	49.0%	57.3%	58.9%	57.6%
% of FP17s for the same patient ID Re-attending between 3 & 9 months - Adults	2,739	5,972	45.9%	52.0%	52.2%	50.1%
% of FP17s for Band 1 Urgent Courses	607	7,136	8.5%	8.2%	9.2%	9.1%
% of FP17s Relating to Free Repair or Replacements	132	7,136	1.8%	1.2%	1.0%	0.8%
% of FP17s Relating to Continuations	104	7,136	1.5%	1.6%	1.4%	1.2%
% of Patients satisfied with the dentistry they have received	16	17	94.1%	93.3%	93.1%	92.8%
% of Patients satisfied with the time they had to wait for an appointment	17	17	100.0%	90.4%	89.5%	88.7%

* This is based on patients treated on this contract for their most recent course of treatment. Figures in italics indicate the base number of FP17s or Patient Questionnaire responses are less than 100. N/A is shown where the base number of responses is less than 10 during the period. % is calculated as Quantity/Base number*100

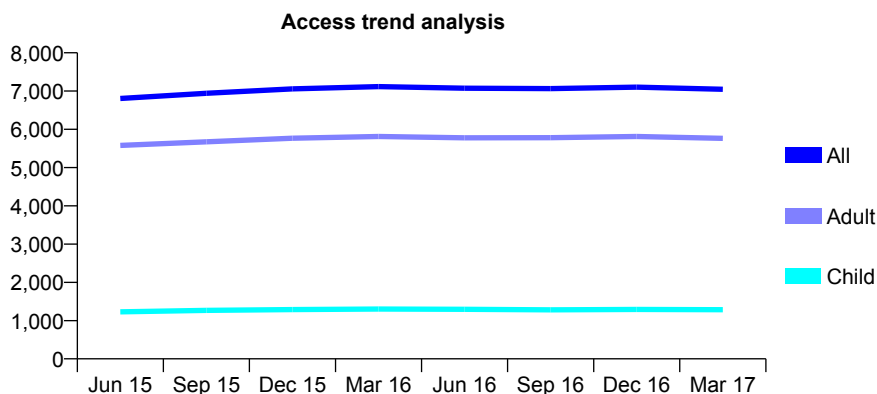
Q49 - Vital Signs At a Glance Contract Report for 933406/0001 - March 2017

Name or company name	MR JI SYKES
Contract type name	GDS Contract
Purpose of contract	General
Contract start date	11/08/2007
Contract end date	

16/17 Contracted general activity (UDA)	19,332
Carry forward general activity (UDA)	100
16/17 Contracted orthodontic activity (UOA)	0
Carry forward orthodontic activity (UOA)	0
Baseline contract value	£429,489.81

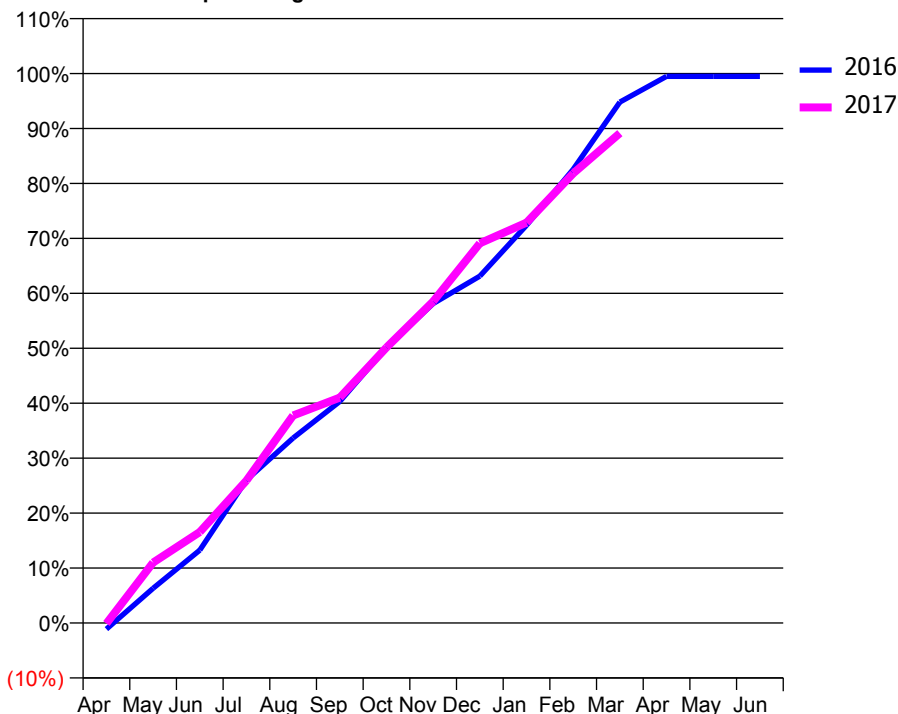
ACCESS*

Patients seen in 24 months	Total	Change since previous quarter
Quarter ending March 2016	7,115	
Quarter ending June 2016	7,073	→
Quarter ending September 2016	7,064	→
Quarter ending December 2016	7,103	→
Quarter ending March 2017	7,048	→
Variance since March 2016	(0.9%)	→



ACTIVITY

Cumulative percentage of contracted UDA delivered 2016 & 2017



Month	Adjusted Scheduled Activity (UDA)	
	2016	2017
April	-216	-23
May	1,224	2,130
June	2,563	3,202
July	5,030	5,012
August	6,511	7,302
September	7,792	7,932
October	9,696	9,695
November	11,236	11,313
December	12,204	13,359
January	13,990	14,087
February	15,960	15,819
March	18,326	17,235
April	19,232	
May	19,232	
June	19,232	

QUALITY

	Quantity	Base Number	Contract	AT	Region	England
% of FP17s for the same patient ID Re-attending within 3 months - Children	108	1,738	6.2%	11.5%	13.3%	12.3%
% of FP17s for the same patient ID Re-attending within 3 months - Adults	1,125	7,115	15.8%	15.6%	17.3%	16.7%
% of FP17s for the same patient ID Re-attending between 3 & 9 months - Children	1,099	1,738	63.2%	57.3%	58.9%	57.6%
% of FP17s for the same patient ID Re-attending between 3 & 9 months - Adults	3,306	7,115	46.5%	52.0%	52.2%	50.1%
% of FP17s for Band 1 Urgent Courses	970	8,519	11.4%	8.2%	9.2%	9.1%
% of FP17s Relating to Free Repair or Replacements	158	8,519	1.9%	1.2%	1.0%	0.8%
% of FP17s Relating to Continuations	108	8,519	1.3%	1.6%	1.4%	1.2%
% of Patients satisfied with the dentistry they have received	15	15	100.0%	93.3%	93.1%	92.8%
% of Patients satisfied with the time they had to wait for an appointment	15	15	100.0%	90.4%	89.5%	88.7%

* This is based on patients treated on this contract for their most recent course of treatment. Figures in italics indicate the base number of FP17s or Patient Questionnaire responses are less than 100. N/A is shown where the base number of responses is less than 10 during the period. % is calculated as Quantity/Base number*100

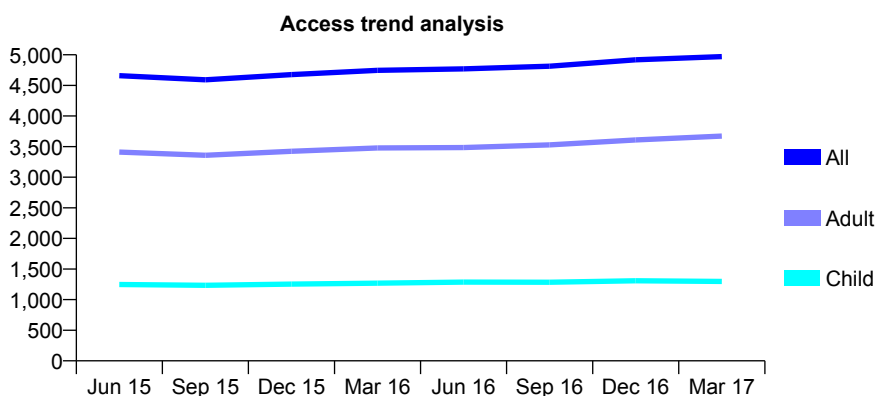
Q49 - Vital Signs At a Glance Contract Report for 934518/0001 - March 2017

Name or company name	MRS JD BLACK
Contract type name	GDS Contract
Purpose of contract	General
Contract start date	01/04/2006
Contract end date	

16/17 Contracted general activity (UDA)	16,216
Carry forward general activity (UDA)	284
16/17 Contracted orthodontic activity (UOA)	0
Carry forward orthodontic activity (UOA)	0
Baseline contract value	£431,134.75

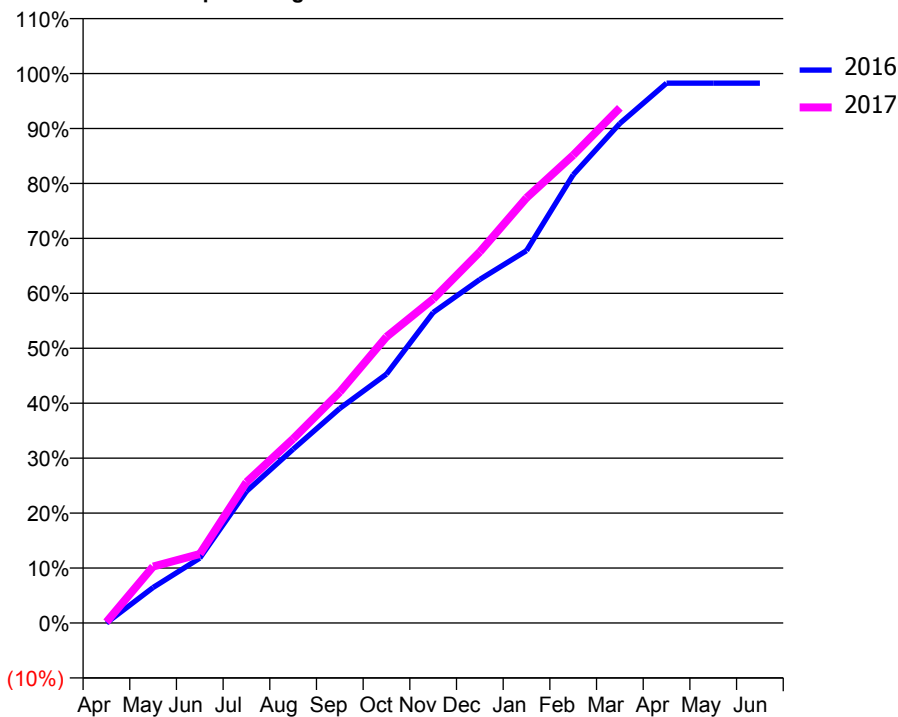
ACCESS*

Patients seen in 24 months	Total	Change since previous quarter
Quarter ending March 2016	4,747	
Quarter ending June 2016	4,770	→
Quarter ending September 2016	4,813	→
Quarter ending December 2016	4,918	↑
Quarter ending March 2017	4,970	→
Variance since March 2016	4.7%	↑



ACTIVITY

Cumulative percentage of contracted UDA delivered 2016 & 2017



Month	Adjusted Scheduled Activity (UDA)	
	2016	2017
April	0	28
May	1,048	1,667
June	1,915	2,035
July	3,886	4,159
August	5,129	5,436
September	6,335	6,818
October	7,344	8,446
November	9,162	9,559
December	10,141	10,955
January	10,988	12,549
February	13,228	13,808
March	14,743	15,203
April	15,930	
May	15,931	
June	15,932	

QUALITY

	Quantity	Base Number	Contract	AT	Region	England
% of FP17s for the same patient ID Re-attending within 3 months - Children	149	1,832	8.1%	11.5%	13.3%	12.3%
% of FP17s for the same patient ID Re-attending within 3 months - Adults	826	4,769	17.3%	15.6%	17.3%	16.7%
% of FP17s for the same patient ID Re-attending between 3 & 9 months - Children	965	1,832	52.7%	57.3%	58.9%	57.6%
% of FP17s for the same patient ID Re-attending between 3 & 9 months - Adults	2,104	4,769	44.1%	52.0%	52.2%	50.1%
% of FP17s for Band 1 Urgent Courses	614	6,137	10.0%	8.2%	9.2%	9.1%
% of FP17s Relating to Free Repair or Replacements	66	6,137	1.1%	1.2%	1.0%	0.8%
% of FP17s Relating to Continuations	40	6,137	0.7%	1.6%	1.4%	1.2%
% of Patients satisfied with the dentistry they have received	15	16	93.8%	93.3%	93.1%	92.8%
% of Patients satisfied with the time they had to wait for an appointment	14	16	87.5%	90.4%	89.5%	88.7%

* This is based on patients treated on this contract for their most recent course of treatment. Figures in italics indicate the base number of FP17s or Patient Questionnaire responses are less than 100. N/A is shown where the base number of responses is less than 10 during the period. % is calculated as Quantity/Base number*100

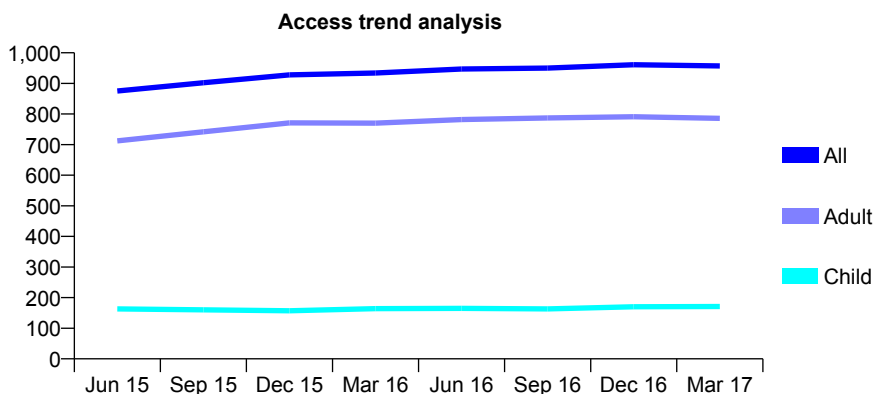
Q49 - Vital Signs At a Glance Contract Report for 937932/0003 - March 2017

Name or company name	MR I STEELE
Contract type name	GDS Contract
Purpose of contract	General
Contract start date	02/01/2014
Contract end date	

16/17 Contracted general activity (UDA)	3,000
Carry forward general activity (UDA)	0
16/17 Contracted orthodontic activity (UOA)	0
Carry forward orthodontic activity (UOA)	0
Baseline contract value	£71,772.45

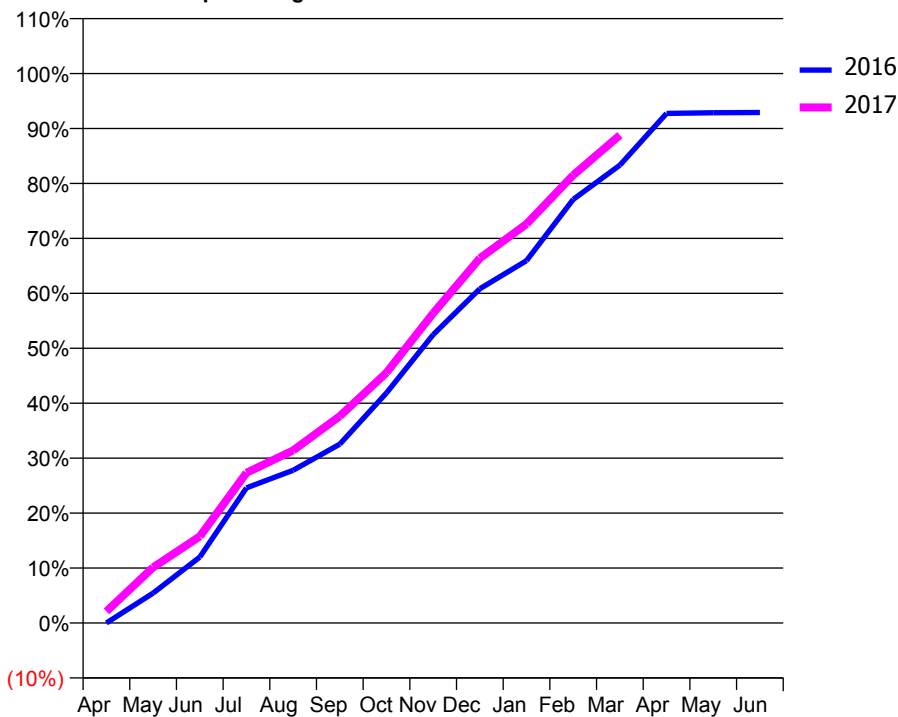
ACCESS*

Patients seen in 24 months	Total	Change since previous quarter
Quarter ending March 2016	934	
Quarter ending June 2016	947	→
Quarter ending September 2016	950	→
Quarter ending December 2016	961	→
Quarter ending March 2017	957	→
Variance since March 2016	2.5%	↑



ACTIVITY

Cumulative percentage of contracted UDA delivered 2016 & 2017



Month	Adjusted Scheduled Activity (UDA)	
	2016	2017
April	0	64
May	164	304
June	360	473
July	738	820
August	834	942
September	976	1,129
October	1,256	1,367
November	1,574	1,692
December	1,824	1,992
January	1,978	2,179
February	2,313	2,445
March	2,500	2,663
April	2,782	
May	2,786	
June	2,787	

QUALITY

	Quantity	Base Number	Contract	AT	Region	England
% of FP17s for the same patient ID Re-attending within 3 months - Children	21	286	7.3%	11.5%	13.3%	12.3%
% of FP17s for the same patient ID Re-attending within 3 months - Adults	196	1,348	14.5%	15.6%	17.3%	16.7%
% of FP17s for the same patient ID Re-attending between 3 & 9 months - Children	191	286	66.8%	57.3%	58.9%	57.6%
% of FP17s for the same patient ID Re-attending between 3 & 9 months - Adults	859	1,348	63.7%	52.0%	52.2%	50.1%
% of FP17s for Band 1 Urgent Courses	16	1,467	1.1%	8.2%	9.2%	9.1%
% of FP17s Relating to Free Repair or Replacements	23	1,467	1.6%	1.2%	1.0%	0.8%
% of FP17s Relating to Continuations	58	1,467	4.0%	1.6%	1.4%	1.2%
% of Patients satisfied with the dentistry they have received	4	5	N/A	93.3%	93.1%	92.8%
% of Patients satisfied with the time they had to wait for an appointment	4	5	N/A	90.4%	89.5%	88.7%

* This is based on patients treated on this contract for their most recent course of treatment. Figures in italics indicate the base number of FP17s or Patient Questionnaire responses are less than 100. N/A is shown where the base number of responses is less than 10 during the period. % is calculated as Quantity/Base number*100

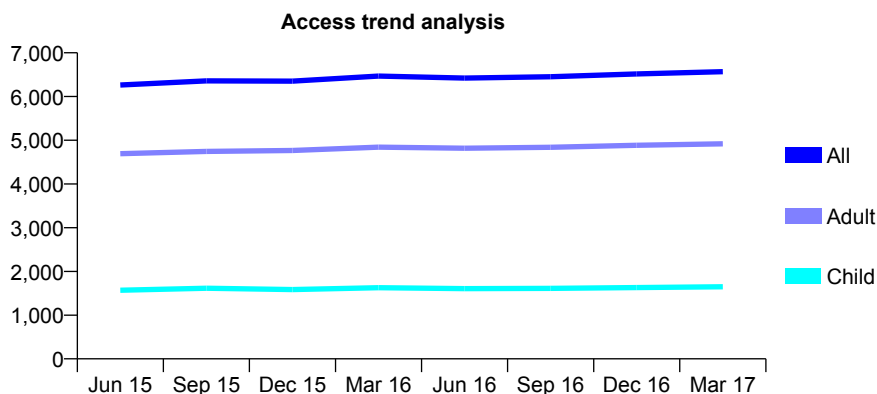
Q49 - Vital Signs At a Glance Contract Report for 941212/0001 - March 2017

Name or company name	MR I DAVIES
Contract type name	GDS Contract
Purpose of contract	General
Contract start date	01/05/2011
Contract end date	

16/17 Contracted general activity (UDA)	21,674
Carry forward general activity (UDA)	-43
16/17 Contracted orthodontic activity (UOA)	0
Carry forward orthodontic activity (UOA)	0
Baseline contract value	£557,393.60

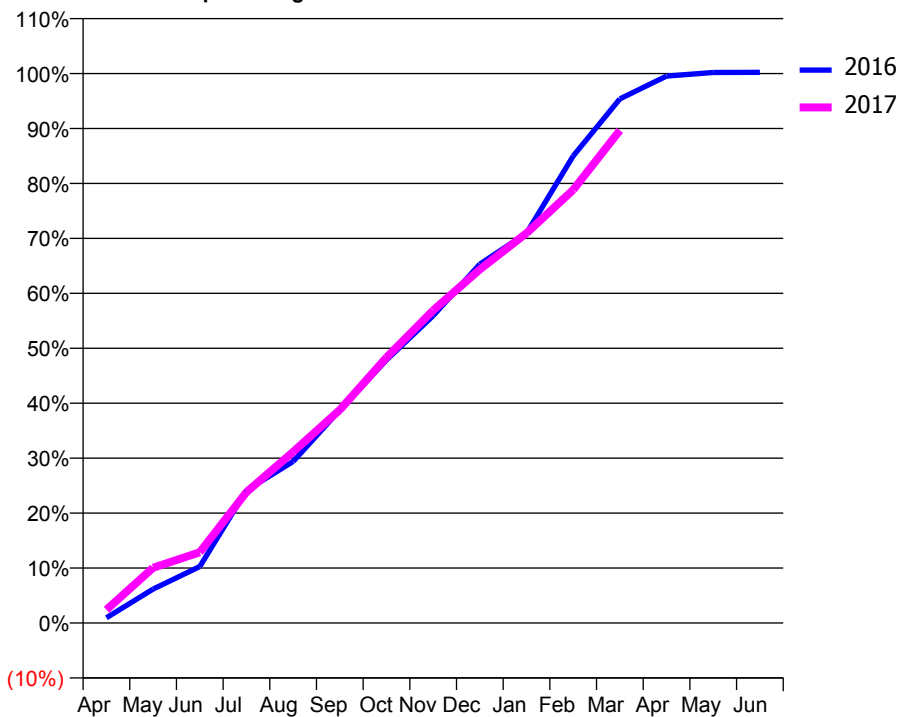
ACCESS*

Patients seen in 24 months	Total	Change since previous quarter
Quarter ending March 2016	6,468	
Quarter ending June 2016	6,423	→
Quarter ending September 2016	6,451	→
Quarter ending December 2016	6,517	→
Quarter ending March 2017	6,567	→
Variance since March 2016	1.5%	→



ACTIVITY

Cumulative percentage of contracted UDA delivered 2016 & 2017



Month	Adjusted Scheduled Activity (UDA)	
	2016	2017
April	207	525
May	1,340	2,178
June	2,225	2,788
July	5,229	5,164
August	6,370	6,752
September	8,397	8,407
October	10,374	10,476
November	12,123	12,331
December	14,156	13,946
January	15,375	15,374
February	18,421	17,086
March	20,672	19,431
April	21,572	
May	21,712	
June	21,717	

QUALITY

	Quantity	Base Number	Contract	AT	Region	England
% of FP17s for the same patient ID Re-attending within 3 months - Children	261	2,405	10.9%	11.5%	13.3%	12.3%
% of FP17s for the same patient ID Re-attending within 3 months - Adults	1,378	7,008	19.7%	15.6%	17.3%	16.7%
% of FP17s for the same patient ID Re-attending between 3 & 9 months - Children	1,275	2,405	53.0%	57.3%	58.9%	57.6%
% of FP17s for the same patient ID Re-attending between 3 & 9 months - Adults	3,542	7,008	50.5%	52.0%	52.2%	50.1%
% of FP17s for Band 1 Urgent Courses	1,020	7,970	12.8%	8.2%	9.2%	9.1%
% of FP17s Relating to Free Repair or Replacements	165	7,970	2.1%	1.2%	1.0%	0.8%
% of FP17s Relating to Continuations	103	7,970	1.3%	1.6%	1.4%	1.2%
% of Patients satisfied with the dentistry they have received	10	10	100.0%	93.3%	93.1%	92.8%
% of Patients satisfied with the time they had to wait for an appointment	10	10	100.0%	90.4%	89.5%	88.7%

* This is based on patients treated on this contract for their most recent course of treatment. Figures in italics indicate the base number of FP17s or Patient Questionnaire responses are less than 100. N/A is shown where the base number of responses is less than 10 during the period. % is calculated as Quantity/Base number*100

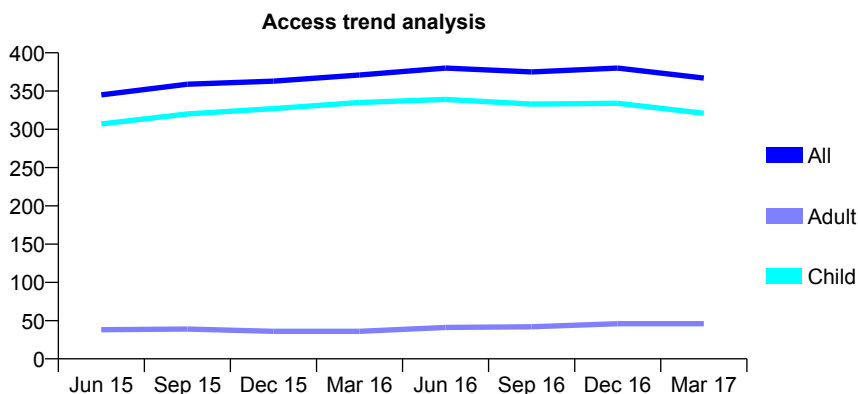
Q49 - Vital Signs At a Glance Contract Report for 943754/0003 - March 2017

Name or company name	MR S ISMAIL
Contract type name	GDS Contract
Purpose of contract	General and Orthodontic
Contract start date	01/07/2012
Contract end date	

16/17 Contracted general activity (UDA)	866
Carry forward general activity (UDA)	0
16/17 Contracted orthodontic activity (UOA)	0
Carry forward orthodontic activity (UOA)	0
Baseline contract value	£21,536.60

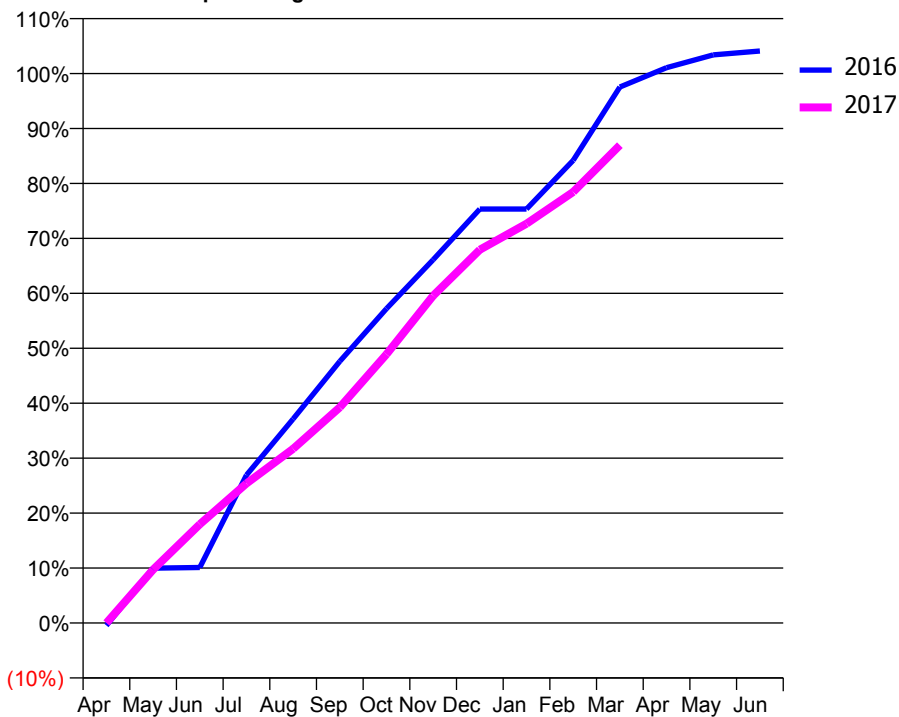
ACCESS*

Patients seen in 24 months	Total	Change since previous quarter
Quarter ending March 2016	371	
Quarter ending June 2016	380	↑
Quarter ending September 2016	375	↓
Quarter ending December 2016	380	→
Quarter ending March 2017	367	↓
Variance since March 2016	(1.1%)	↓



ACTIVITY

Cumulative percentage of contracted UDA delivered 2016 & 2017



Month	Adjusted Scheduled Activity (UDA)	
	2016	2017
April	-4	0
May	86	84
June	88	156
July	233	220
August	322	275
September	412	340
October	495	424
November	573	516
December	652	588
January	652	629
February	729	679
March	845	753
April	875	
May	895	
June	901	

QUALITY

	Quantity	Base Number	Contract	AT	Region	England
% of FP17s for the same patient ID Re-attending within 3 months - Children	62	569	10.9%	11.5%	13.3%	12.3%
% of FP17s for the same patient ID Re-attending within 3 months - Adults	0	0	N/A	15.6%	17.3%	16.7%
% of FP17s for the same patient ID Re-attending between 3 & 9 months - Children	390	569	68.5%	57.3%	58.9%	57.6%
% of FP17s for the same patient ID Re-attending between 3 & 9 months - Adults	0	0	N/A	52.0%	52.2%	50.1%
% of FP17s for Band 1 Urgent Courses	25	537	4.7%	8.2%	9.2%	9.1%
% of FP17s Relating to Free Repair or Replacements	0	537	0.0%	1.2%	1.0%	0.8%
% of FP17s Relating to Continuations	0	537	0.0%	1.6%	1.4%	1.2%
% of Patients satisfied with the dentistry they have received	0	0	N/A	93.3%	93.1%	92.8%
% of Patients satisfied with the time they had to wait for an appointment	0	0	N/A	90.4%	89.5%	88.7%

* This is based on patients treated on this contract for their most recent course of treatment. Figures in italics indicate the base number of FP17s or Patient Questionnaire responses are less than 100. N/A is shown where the base number of responses is less than 10 during the period. % is calculated as Quantity/Base number*100

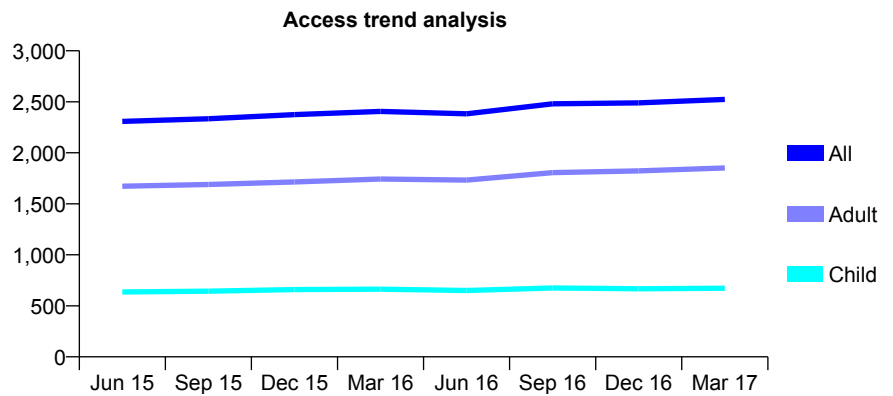
Q49 - Vital Signs At a Glance Contract Report for 960322/0001 - March 2017

Name or company name	MR AJ CHURM
Contract type name	GDS Contract
Purpose of contract	General
Contract start date	01/08/2009
Contract end date	

16/17 Contracted general activity (UDA)	5,962
Carry forward general activity (UDA)	0
16/17 Contracted orthodontic activity (UOA)	0
Carry forward orthodontic activity (UOA)	0
Baseline contract value	£171,664.37

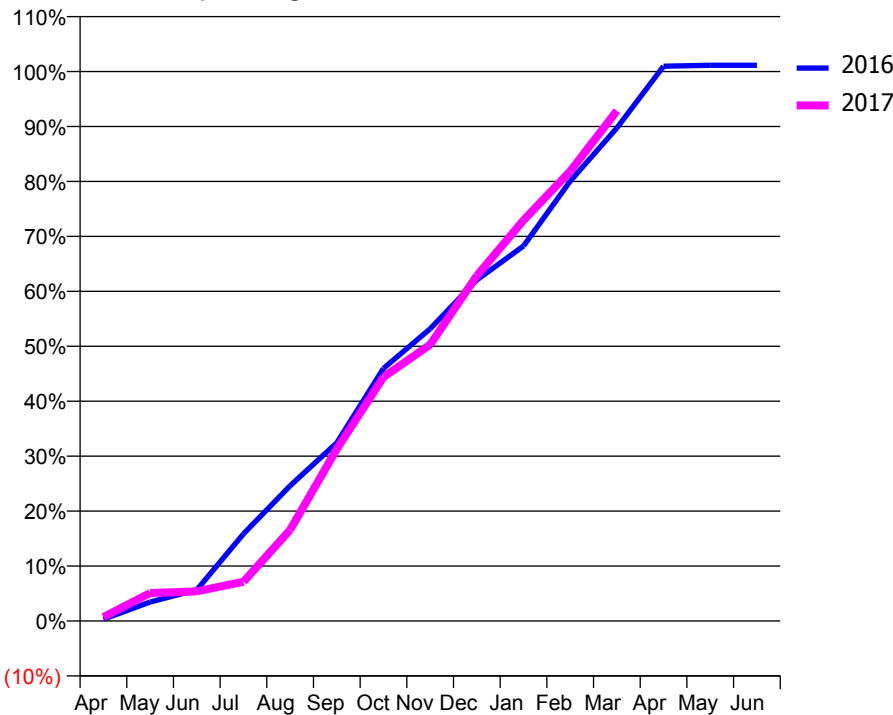
ACCESS*

Patients seen in 24 months	Total	Change since previous quarter
Quarter ending March 2016	2,406	
Quarter ending June 2016	2,383	→
Quarter ending September 2016	2,481	↑
Quarter ending December 2016	2,490	→
Quarter ending March 2017	2,523	→
Variance since March 2016	4.9%	↑



ACTIVITY

Cumulative percentage of contracted UDA delivered 2016 & 2017



Month	Adjusted Scheduled Activity (UDA)	
	2016	2017
April	20	42
May	206	303
June	338	322
July	945	426
August	1,468	989
September	1,933	1,867
October	2,741	2,647
November	3,170	2,999
December	3,700	3,746
January	4,069	4,348
February	4,773	4,880
March	5,350	5,536
April	6,019	
May	6,029	
June	6,029	

QUALITY

	Quantity	Base Number	Contract	AT	Region	England
% of FP17s for the same patient ID Re-attending within 3 months - Children	82	864	9.5%	11.5%	13.3%	12.3%
% of FP17s for the same patient ID Re-attending within 3 months - Adults	399	2,311	17.3%	15.6%	17.3%	16.7%
% of FP17s for the same patient ID Re-attending between 3 & 9 months - Children	398	864	46.1%	57.3%	58.9%	57.6%
% of FP17s for the same patient ID Re-attending between 3 & 9 months - Adults	980	2,311	42.4%	52.0%	52.2%	50.1%
% of FP17s for Band 1 Urgent Courses	201	2,348	8.6%	8.2%	9.2%	9.1%
% of FP17s Relating to Free Repair or Replacements	52	2,348	2.2%	1.2%	1.0%	0.8%
% of FP17s Relating to Continuations	8	2,348	0.3%	1.6%	1.4%	1.2%
% of Patients satisfied with the dentistry they have received	4	4	N/A	93.3%	93.1%	92.8%
% of Patients satisfied with the time they had to wait for an appointment	4	4	N/A	90.4%	89.5%	88.7%

* This is based on patients treated on this contract for their most recent course of treatment. Figures in italics indicate the base number of FP17s or Patient Questionnaire responses are less than 100. N/A is shown where the base number of responses is less than 10 during the period. % is calculated as Quantity/Base number*100

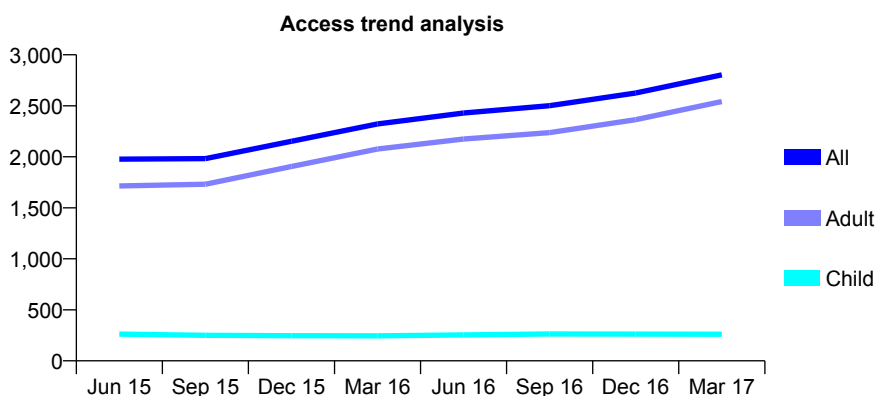
Q49 - Vital Signs At a Glance Contract Report for 962295/0001 - March 2017

Name or company name	MR S SOLAIMAN
Contract type name	GDS Contract
Purpose of contract	General
Contract start date	01/06/2007
Contract end date	

16/17 Contracted general activity (UDA)	9,211
Carry forward general activity (UDA)	0
16/17 Contracted orthodontic activity (UOA)	0
Carry forward orthodontic activity (UOA)	0
Baseline contract value	£253,321.08

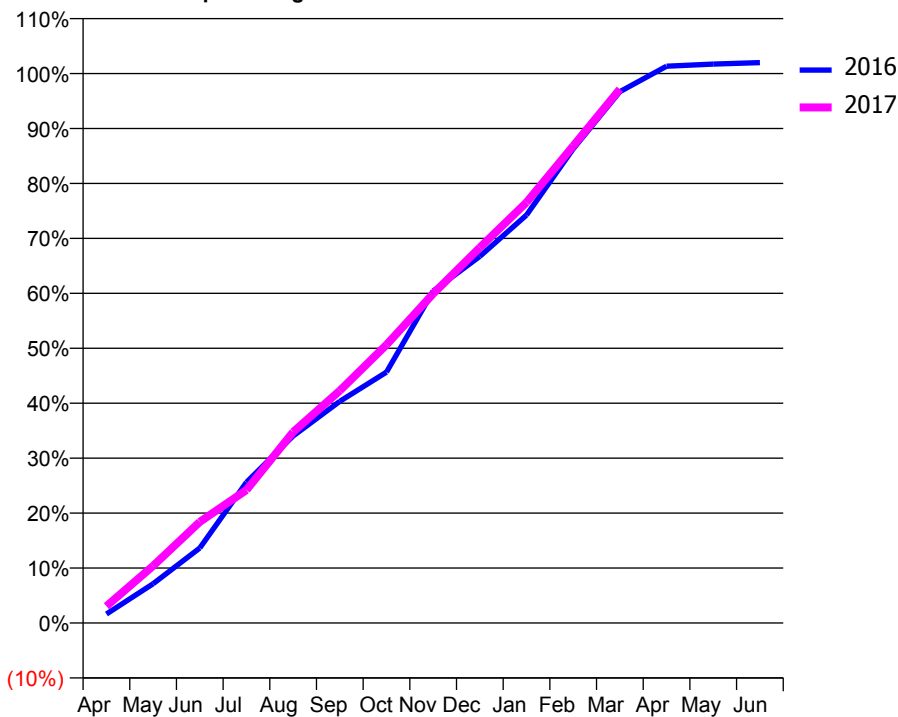
ACCESS*

Patients seen in 24 months	Total	Change since previous quarter
Quarter ending March 2016	2,322	
Quarter ending June 2016	2,429	↑
Quarter ending September 2016	2,501	↑
Quarter ending December 2016	2,626	↑
Quarter ending March 2017	2,803	↑
Variance since March 2016	20.7%	↑



ACTIVITY

Cumulative percentage of contracted UDA delivered 2016 & 2017



Month	Adjusted Scheduled Activity (UDA)	
	2016	2017
April	151	283
May	658	957
June	1,256	1,695
July	2,360	2,230
August	3,134	3,203
September	3,715	3,894
October	4,205	4,665
November	5,564	5,519
December	6,146	6,294
January	6,838	7,051
February	7,948	7,997
March	8,907	8,950
April	9,333	
May	9,370	
June	9,393	

QUALITY

	Quantity	Base Number	Contract	AT	Region	England
% of FP17s for the same patient ID Re-attending within 3 months - Children	5	275	1.8%	11.5%	13.3%	12.3%
% of FP17s for the same patient ID Re-attending within 3 months - Adults	318	2,643	12.0%	15.6%	17.3%	16.7%
% of FP17s for the same patient ID Re-attending between 3 & 9 months - Children	130	275	47.3%	57.3%	58.9%	57.6%
% of FP17s for the same patient ID Re-attending between 3 & 9 months - Adults	1,007	2,643	38.1%	52.0%	52.2%	50.1%
% of FP17s for Band 1 Urgent Courses	238	2,752	8.6%	8.2%	9.2%	9.1%
% of FP17s Relating to Free Repair or Replacements	4	2,752	0.1%	1.2%	1.0%	0.8%
% of FP17s Relating to Continuations	22	2,752	0.8%	1.6%	1.4%	1.2%
% of Patients satisfied with the dentistry they have received	9	9	N/A	93.3%	93.1%	92.8%
% of Patients satisfied with the time they had to wait for an appointment	9	9	N/A	90.4%	89.5%	88.7%

* This is based on patients treated on this contract for their most recent course of treatment. Figures in italics indicate the base number of FP17s or Patient Questionnaire responses are less than 100. N/A is shown where the base number of responses is less than 10 during the period. % is calculated as Quantity/Base number*100

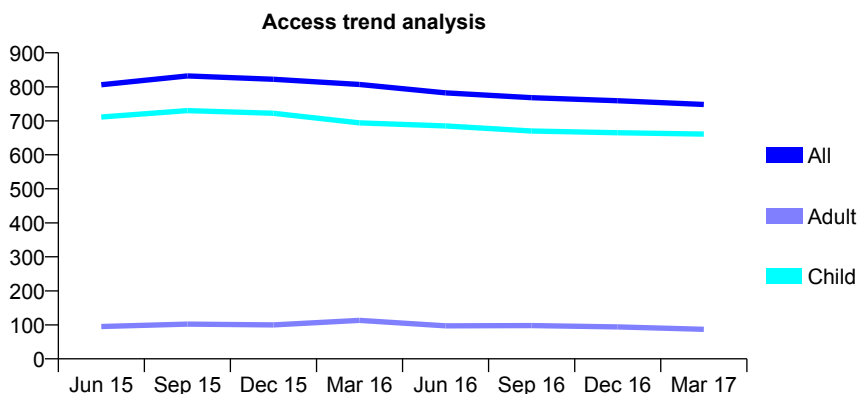
Q49 - Vital Signs At a Glance Contract Report for 962740/0001 - March 2017

Name or company name	Stricklandgate Dental Practice
Contract type name	GDS Contract
Purpose of contract	General
Contract start date	01/02/2013
Contract end date	

16/17 Contracted general activity (UDA)	2,278
Carry forward general activity (UDA)	0
16/17 Contracted orthodontic activity (UOA)	0
Carry forward orthodontic activity (UOA)	0
Baseline contract value	£55,147.60

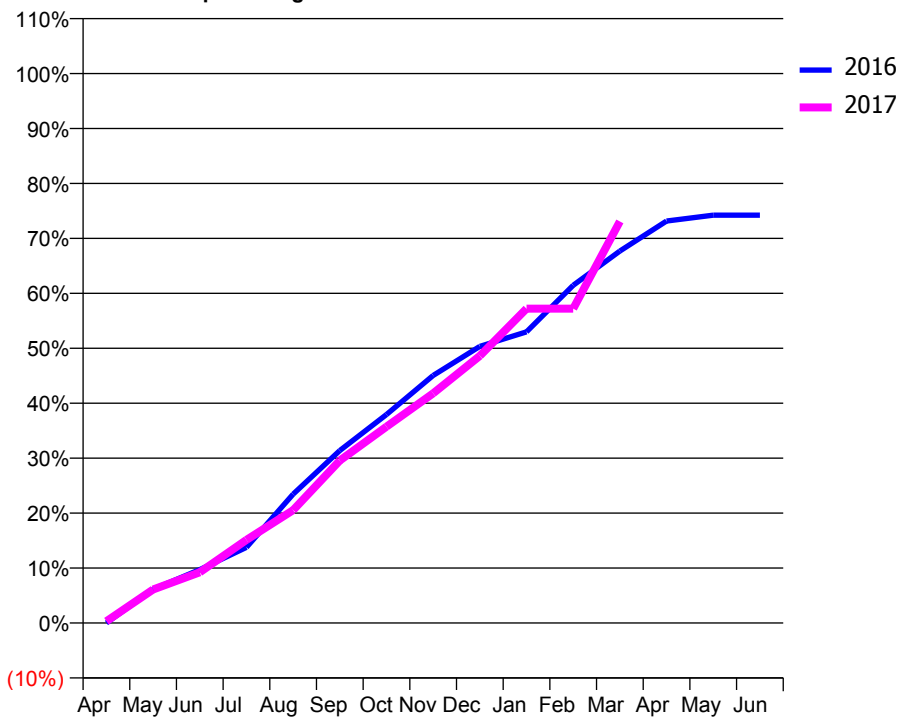
ACCESS*

Patients seen in 24 months	Total	Change since previous quarter
Quarter ending March 2016	807	
Quarter ending June 2016	782	↓
Quarter ending September 2016	768	↓
Quarter ending December 2016	759	↓
Quarter ending March 2017	748	↓
Variance since March 2016	(7.3%)	↓



ACTIVITY

Cumulative percentage of contracted UDA delivered 2016 & 2017



Month	Adjusted Scheduled Activity (UDA)	
	2016	2017
April	0	7
May	138	139
June	219	211
July	310	345
August	529	468
September	707	674
October	855	814
November	1,015	952
December	1,134	1,107
January	1,194	1,303
February	1,384	1,303
March	1,525	1,665
April	1,648	
May	1,672	
June	1,672	

QUALITY

	Quantity	Base Number	Contract	AT	Region	England
% of FP17s for the same patient ID Re-attending within 3 months - Children	221	1,181	18.7%	11.5%	13.3%	12.3%
% of FP17s for the same patient ID Re-attending within 3 months - Adults	0	0	N/A	15.6%	17.3%	16.7%
% of FP17s for the same patient ID Re-attending between 3 & 9 months - Children	640	1,181	54.2%	57.3%	58.9%	57.6%
% of FP17s for the same patient ID Re-attending between 3 & 9 months - Adults	0	0	N/A	52.0%	52.2%	50.1%
% of FP17s for Band 1 Urgent Courses	35	1,073	3.3%	8.2%	9.2%	9.1%
% of FP17s Relating to Free Repair or Replacements	0	1,073	0.0%	1.2%	1.0%	0.8%
% of FP17s Relating to Continuations	0	1,073	0.0%	1.6%	1.4%	1.2%
% of Patients satisfied with the dentistry they have received	0	0	N/A	93.3%	93.1%	92.8%
% of Patients satisfied with the time they had to wait for an appointment	0	0	N/A	90.4%	89.5%	88.7%

* This is based on patients treated on this contract for their most recent course of treatment. Figures in italics indicate the base number of FP17s or Patient Questionnaire responses are less than 100. N/A is shown where the base number of responses is less than 10 during the period. % is calculated as Quantity/Base number*100

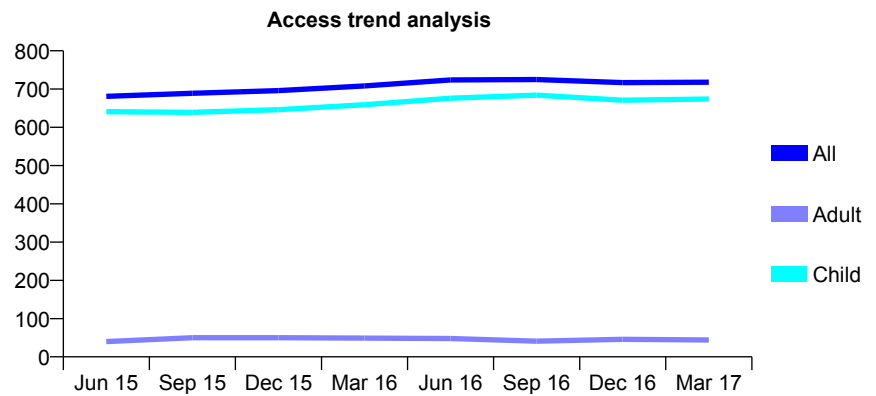
Q49 - Vital Signs At a Glance Contract Report for 967912/0001 - March 2017

Name or company name	MR M CAREW
Contract type name	GDS Contract
Purpose of contract	General
Contract start date	01/06/2011
Contract end date	

16/17 Contracted general activity (UDA)	1,558
Carry forward general activity (UDA)	0
16/17 Contracted orthodontic activity (UOA)	0
Carry forward orthodontic activity (UOA)	0
Baseline contract value	£33,419.79

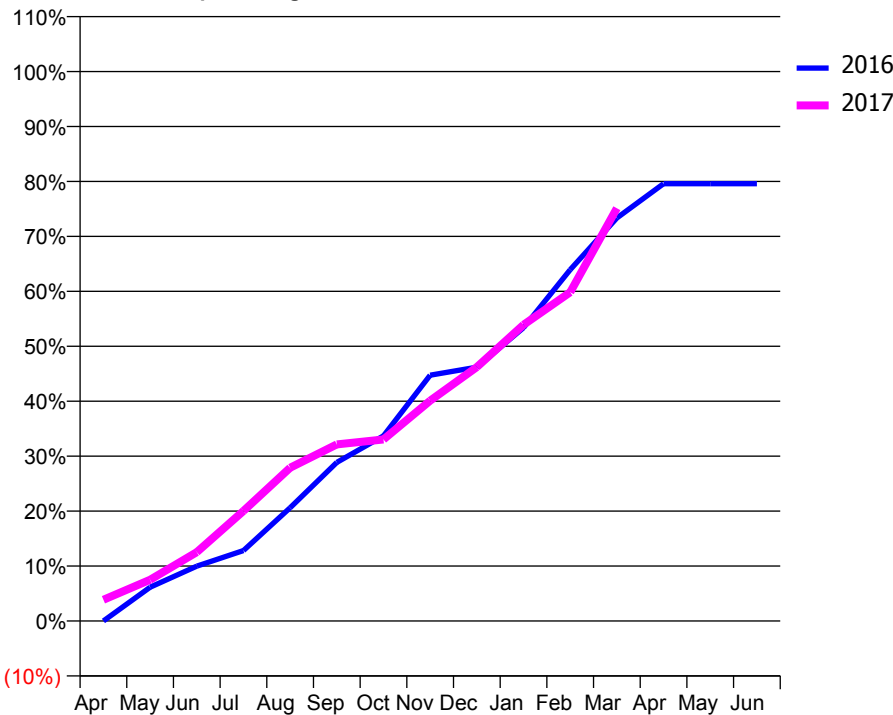
ACCESS*

Patients seen in 24 months	Total	Change since previous quarter
Quarter ending March 2016	708	
Quarter ending June 2016	724	↑
Quarter ending September 2016	725	→
Quarter ending December 2016	717	↓
Quarter ending March 2017	718	→
Variance since March 2016	1.4%	→



ACTIVITY

Cumulative percentage of contracted UDA delivered 2016 & 2017



Month	Adjusted Scheduled Activity (UDA)	
	2016	2017
April	0	60
May	96	117
June	156	195
July	200	312
August	321	435
September	450	501
October	525	515
November	697	625
December	720	720
January	832	840
February	996	932
March	1,143	1,170
April	1,240	
May	1,240	
June	1,240	

QUALITY

	Quantity	Base Number	Contract	AT	Region	England
% of FP17s for the same patient ID Re-attending within 3 months - Children	30	920	3.3%	11.5%	13.3%	12.3%
% of FP17s for the same patient ID Re-attending within 3 months - Adults	0	1	0.0%	15.6%	17.3%	16.7%
% of FP17s for the same patient ID Re-attending between 3 & 9 months - Children	498	920	54.1%	57.3%	58.9%	57.6%
% of FP17s for the same patient ID Re-attending between 3 & 9 months - Adults	1	1	100.0%	52.0%	52.2%	50.1%
% of FP17s for Band 1 Urgent Courses	22	868	2.5%	8.2%	9.2%	9.1%
% of FP17s Relating to Free Repair or Replacements	0	868	0.0%	1.2%	1.0%	0.8%
% of FP17s Relating to Continuations	4	868	0.5%	1.6%	1.4%	1.2%
% of Patients satisfied with the dentistry they have received	0	0	N/A	93.3%	93.1%	92.8%
% of Patients satisfied with the time they had to wait for an appointment	0	0	N/A	90.4%	89.5%	88.7%

* This is based on patients treated on this contract for their most recent course of treatment. Figures in italics indicate the base number of FP17s or Patient Questionnaire responses are less than 100. N/A is shown where the base number of responses is less than 10 during the period. % is calculated as Quantity/Base number*100

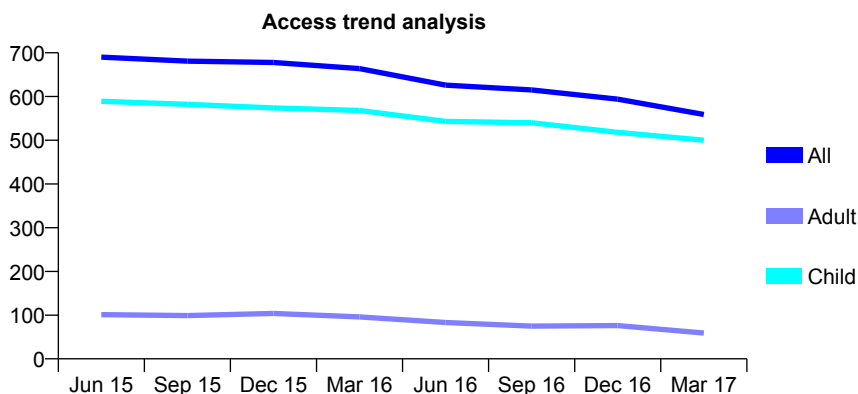
Q49 - Vital Signs At a Glance Contract Report for 998478/0001 - March 2017

Name or company name	MR R HURST
Contract type name	GDS Contract
Purpose of contract	General
Contract start date	01/04/2006
Contract end date	

16/17 Contracted general activity (UDA)	1,961
Carry forward general activity (UDA)	0
16/17 Contracted orthodontic activity (UOA)	0
Carry forward orthodontic activity (UOA)	0
Baseline contract value	£42,057.16

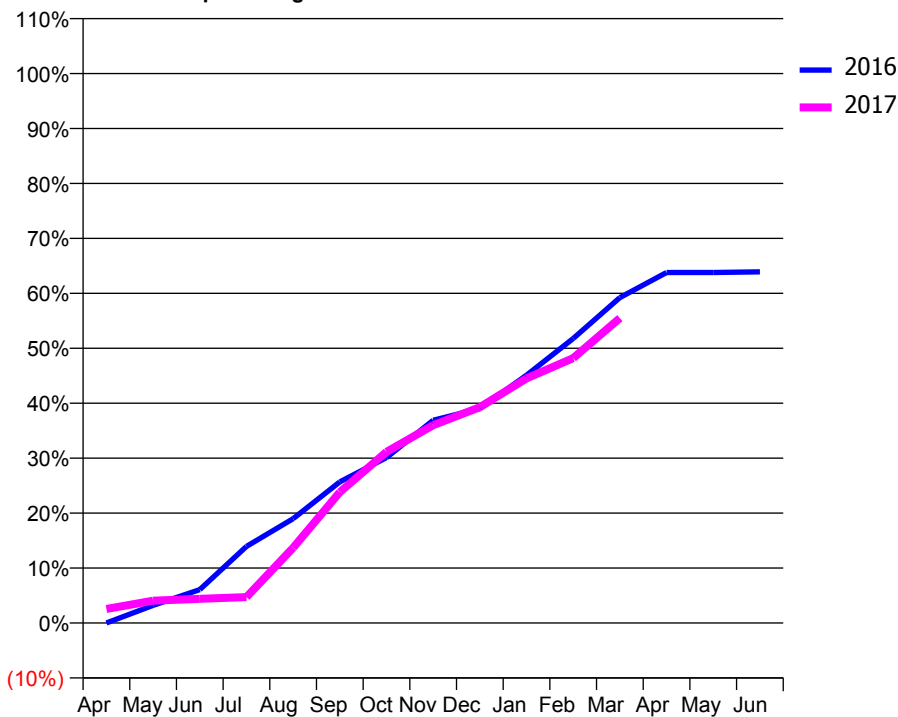
ACCESS*

Patients seen in 24 months	Total	Change since previous quarter
Quarter ending March 2016	664	
Quarter ending June 2016	626	↓
Quarter ending September 2016	615	↓
Quarter ending December 2016	594	↓
Quarter ending March 2017	559	↓
Variance since March 2016	(15.8%)	↓



ACTIVITY

Cumulative percentage of contracted UDA delivered 2016 & 2017



Month	Adjusted Scheduled Activity (UDA)	
	2016	2017
April	0	50
May	63	80
June	119	87
July	273	93
August	373	269
September	504	467
October	590	611
November	724	706
December	765	770
January	884	873
February	1,015	945
March	1,162	1,088
April	1,251	
May	1,251	
June	1,253	

QUALITY

	Quantity	Base Number	Contract	AT	Region	England
% of FP17s for the same patient ID Re-attending within 3 months - Children	117	923	12.7%	11.5%	13.3%	12.3%
% of FP17s for the same patient ID Re-attending within 3 months - Adults	4	32	12.5%	15.6%	17.3%	16.7%
% of FP17s for the same patient ID Re-attending between 3 & 9 months - Children	640	923	69.3%	57.3%	58.9%	57.6%
% of FP17s for the same patient ID Re-attending between 3 & 9 months - Adults	24	32	75.0%	52.0%	52.2%	50.1%
% of FP17s for Band 1 Urgent Courses	45	871	5.2%	8.2%	9.2%	9.1%
% of FP17s Relating to Free Repair or Replacements	0	871	0.0%	1.2%	1.0%	0.8%
% of FP17s Relating to Continuations	0	871	0.0%	1.6%	1.4%	1.2%
% of Patients satisfied with the dentistry they have received	2	2	N/A	93.3%	93.1%	92.8%
% of Patients satisfied with the time they had to wait for an appointment	2	2	N/A	90.4%	89.5%	88.7%

* This is based on patients treated on this contract for their most recent course of treatment. Figures in italics indicate the base number of FP17s or Patient Questionnaire responses are less than 100. N/A is shown where the base number of responses is less than 10 during the period. % is calculated as Quantity/Base number*100

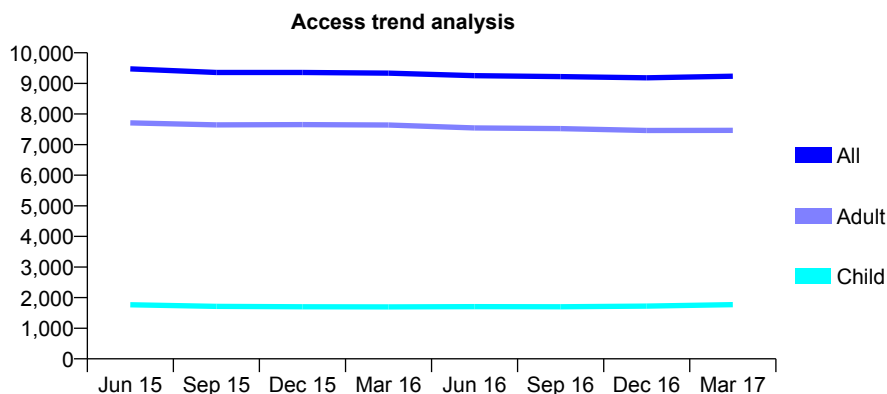
Q49 - Vital Signs At a Glance Contract Report for 999199/0001 - March 2017

Name or company name	MR JC HALL
Contract type name	GDS Contract
Purpose of contract	General
Contract start date	01/04/2006
Contract end date	

16/17 Contracted general activity (UDA)	25,993
Carry forward general activity (UDA)	0
16/17 Contracted orthodontic activity (UOA)	0
Carry forward orthodontic activity (UOA)	0
Baseline contract value	£819,380.56

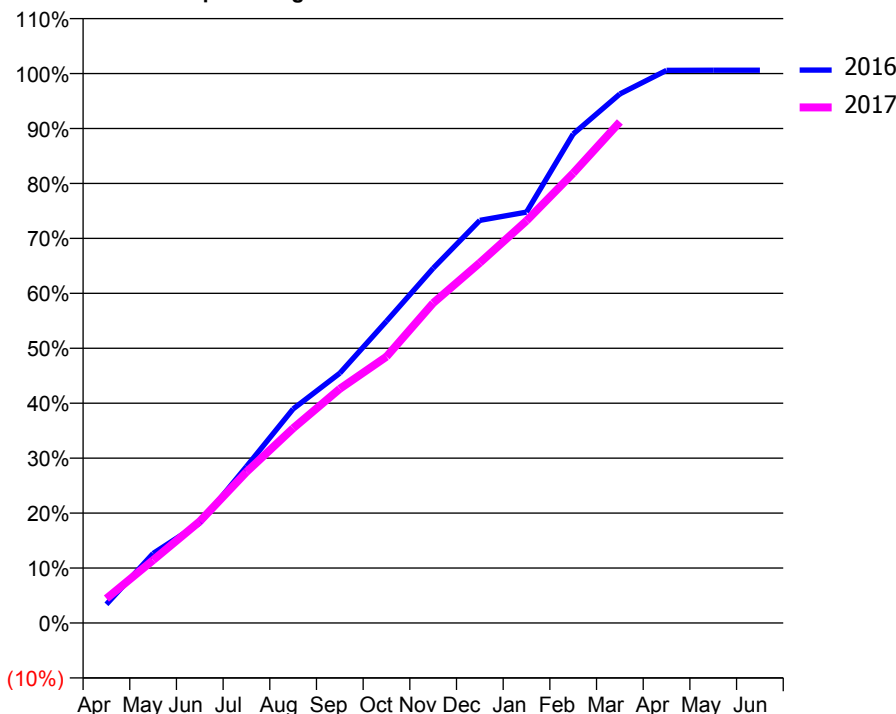
ACCESS*

Patients seen in 24 months	Total	Change since previous quarter
Quarter ending March 2016	9,336	
Quarter ending June 2016	9,252	→
Quarter ending September 2016	9,224	→
Quarter ending December 2016	9,185	→
Quarter ending March 2017	9,237	→
Variance since March 2016	(1.1%)	↓



ACTIVITY

Cumulative percentage of contracted UDA delivered 2016 & 2017



Month	Adjusted Scheduled Activity (UDA)	
	2016	2017
April	884	1,156
May	3,290	2,971
June	4,728	4,807
July	7,404	7,145
August	10,125	9,215
September	11,814	11,083
October	14,276	12,597
November	16,784	15,134
December	19,044	17,038
January	19,440	19,026
February	23,135	21,277
March	25,023	23,702
April	26,145	
May	26,146	
June	26,148	

QUALITY

	Quantity	Base Number	Contract	AT	Region	England
% of FP17s for the same patient ID Re-attending within 3 months - Children	750	3,744	20.0%	11.5%	13.3%	12.3%
% of FP17s for the same patient ID Re-attending within 3 months - Adults	1,340	10,769	12.4%	15.6%	17.3%	16.7%
% of FP17s for the same patient ID Re-attending between 3 & 9 months - Children	2,271	3,744	60.7%	57.3%	58.9%	57.6%
% of FP17s for the same patient ID Re-attending between 3 & 9 months - Adults	5,727	10,769	53.2%	52.0%	52.2%	50.1%
% of FP17s for Band 1 Urgent Courses	1,238	13,870	8.9%	8.2%	9.2%	9.1%
% of FP17s Relating to Free Repair or Replacements	95	13,870	0.7%	1.2%	1.0%	0.8%
% of FP17s Relating to Continuations	115	13,870	0.8%	1.6%	1.4%	1.2%
% of Patients satisfied with the dentistry they have received	15	15	100.0%	93.3%	93.1%	92.8%
% of Patients satisfied with the time they had to wait for an appointment	14	15	93.3%	90.4%	89.5%	88.7%

* This is based on patients treated on this contract for their most recent course of treatment. Figures in italics indicate the base number of FP17s or Patient Questionnaire responses are less than 100. N/A is shown where the base number of responses is less than 10 during the period. % is calculated as Quantity/Base number*100

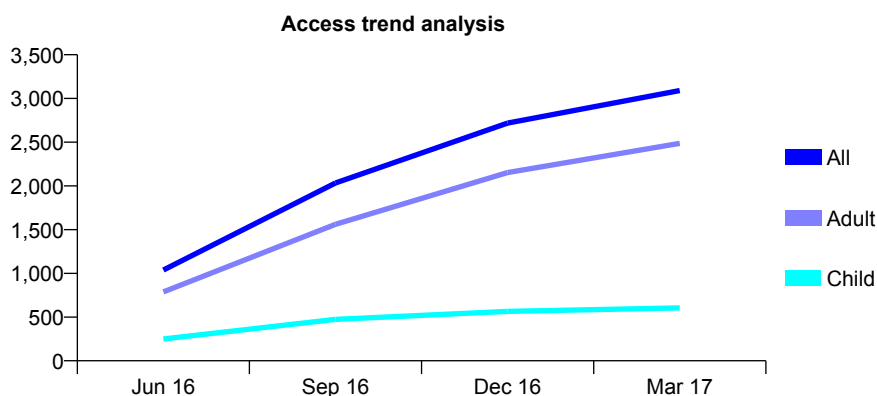
Q50 - Vital Signs At a Glance Contract Report for 100105/0000 - March 2017

Name or company name	Dental Logic Dental Care
Contract type name	GDS Contract
Purpose of contract	General
Contract start date	01/04/2016
Contract end date	

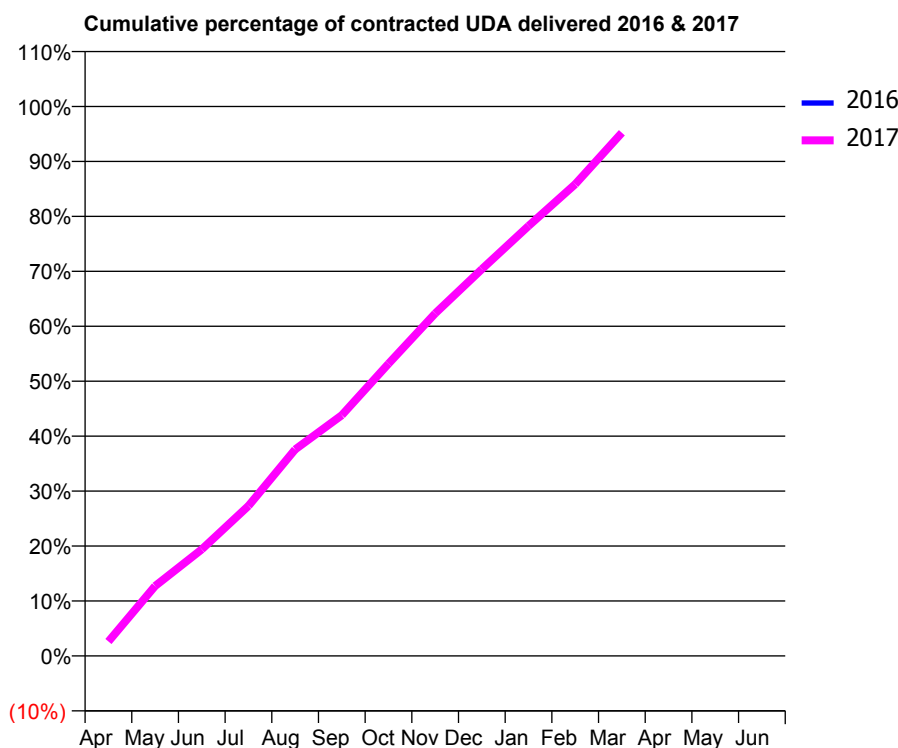
16/17 Contracted general activity (UDA)	8,624
Carry forward general activity (UDA)	0
16/17 Contracted orthodontic activity (UOA)	0
Carry forward orthodontic activity (UOA)	0
Baseline contract value	£206,409.22

ACCESS*

Patients seen in 24 months	Total	Change since previous quarter
Quarter ending March 2016	0	
Quarter ending June 2016	1,038	↑
Quarter ending September 2016	2,034	↑
Quarter ending December 2016	2,718	↑
Quarter ending March 2017	3,091	↑
Variance since March 2016	N/A	



ACTIVITY



Month	Adjusted Scheduled Activity (UDA)	
	2016	2017
April	0	227
May	0	1,098
June	0	1,672
July	0	2,356
August	0	3,240
September	0	3,778
October	0	4,586
November	0	5,376
December	0	6,070
January	0	6,748
February	0	7,403
March	0	8,210
April	0	
May	0	
June	0	

QUALITY

	Quantity	Base Number	Contract	AT	Region	England
% of FP17s for the same patient ID Re-attending within 3 months - Children	51	1,000	5.1%	10.2%	13.3%	12.3%
% of FP17s for the same patient ID Re-attending within 3 months - Adults	349	3,896	9.0%	13.7%	17.3%	16.7%
% of FP17s for the same patient ID Re-attending between 3 & 9 months - Children	279	1,000	27.9%	63.0%	58.9%	57.6%
% of FP17s for the same patient ID Re-attending between 3 & 9 months - Adults	924	3,896	23.7%	54.4%	52.2%	50.1%
% of FP17s for Band 1 Urgent Courses	332	4,896	6.8%	7.3%	9.2%	9.1%
% of FP17s Relating to Free Repair or Replacements	0	4,896	0.0%	1.0%	1.0%	0.8%
% of FP17s Relating to Continuations	52	4,896	1.1%	1.3%	1.4%	1.2%
% of Patients satisfied with the dentistry they have received	5	5	N/A	93.9%	93.1%	92.8%
% of Patients satisfied with the time they had to wait for an appointment	5	5	N/A	90.0%	89.5%	88.7%

* This is based on patients treated on this contract for their most recent course of treatment. Figures in italics indicate the base number of FP17s or Patient Questionnaire responses are less than 100. N/A is shown where the base number of responses is less than 10 during the period. % is calculated as Quantity/Base number*100

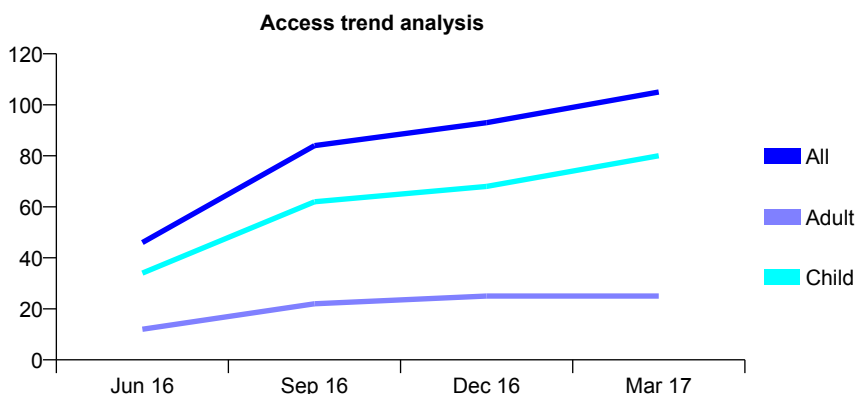
Q50 - Vital Signs At a Glance Contract Report for 100111/0000 - March 2017

Name or company name	Bodental Practice
Contract type name	GDS Contract
Purpose of contract	General
Contract start date	01/04/2016
Contract end date	

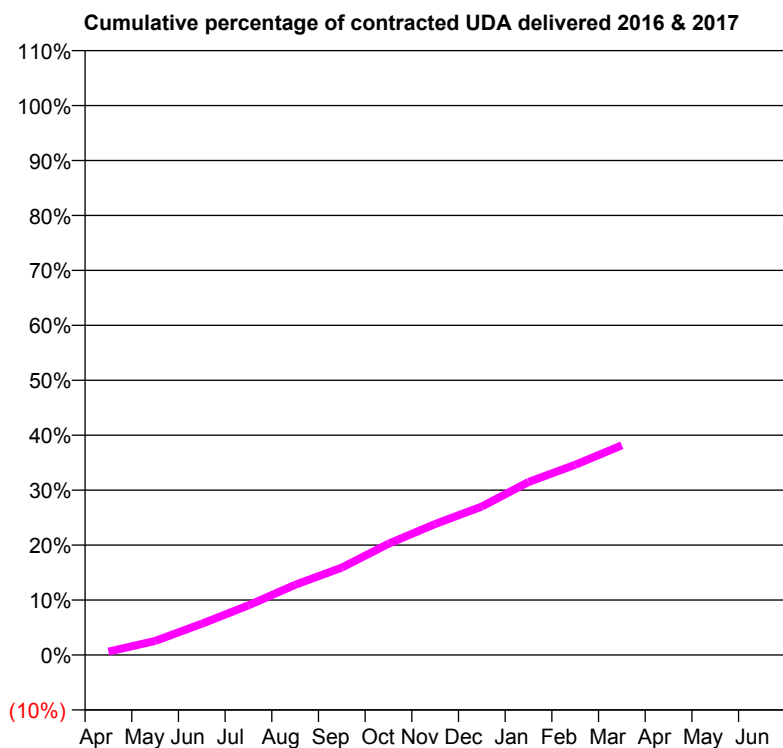
16/17 Contracted general activity (UDA)	670
Carry forward general activity (UDA)	0
16/17 Contracted orthodontic activity (UOA)	0
Carry forward orthodontic activity (UOA)	0
Baseline contract value	£16,420.35

ACCESS*

Patients seen in 24 months	Total	Change since previous quarter
Quarter ending March 2016	0	
Quarter ending June 2016	46	↑
Quarter ending September 2016	84	↑
Quarter ending December 2016	93	↑
Quarter ending March 2017	105	↑
Variance since March 2016	N/A	



ACTIVITY



Month	Adjusted Scheduled Activity (UDA)	
	2016	2017
April	0	4
May	0	17
June	0	38
July	0	61
August	0	86
September	0	107
October	0	136
November	0	160
December	0	181
January	0	211
February	0	232
March	0	256
April	0	
May	0	
June	0	

QUALITY

	Quantity	Base Number	Contract	AT	Region	England
% of FP17s for the same patient ID Re-attending within 3 months - Children	18	146	12.3%	10.2%	13.3%	12.3%
% of FP17s for the same patient ID Re-attending within 3 months - Adults	11	52	21.2%	13.7%	17.3%	16.7%
% of FP17s for the same patient ID Re-attending between 3 & 9 months - Children	42	146	28.8%	63.0%	58.9%	57.6%
% of FP17s for the same patient ID Re-attending between 3 & 9 months - Adults	17	52	32.7%	54.4%	52.2%	50.1%
% of FP17s for Band 1 Urgent Courses	13	198	6.6%	7.3%	9.2%	9.1%
% of FP17s Relating to Free Repair or Replacements	0	198	0.0%	1.0%	1.0%	0.8%
% of FP17s Relating to Continuations	0	198	0.0%	1.3%	1.4%	1.2%
% of Patients satisfied with the dentistry they have received	1	1	N/A	93.9%	93.1%	92.8%
% of Patients satisfied with the time they had to wait for an appointment	1	1	N/A	90.0%	89.5%	88.7%

* This is based on patients treated on this contract for their most recent course of treatment. Figures in italics indicate the base number of FP17s or Patient Questionnaire responses are less than 100. N/A is shown where the base number of responses is less than 10 during the period. % is calculated as Quantity/Base number*100

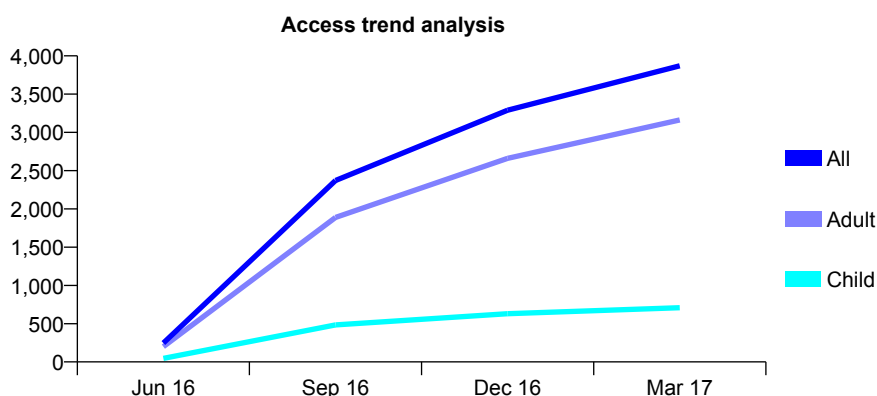
Q50 - Vital Signs At a Glance Contract Report for 100135/0000 - March 2017

Name or company name	MR N TIBREWAL
Contract type name	GDS Contract
Purpose of contract	General
Contract start date	01/05/2016
Contract end date	

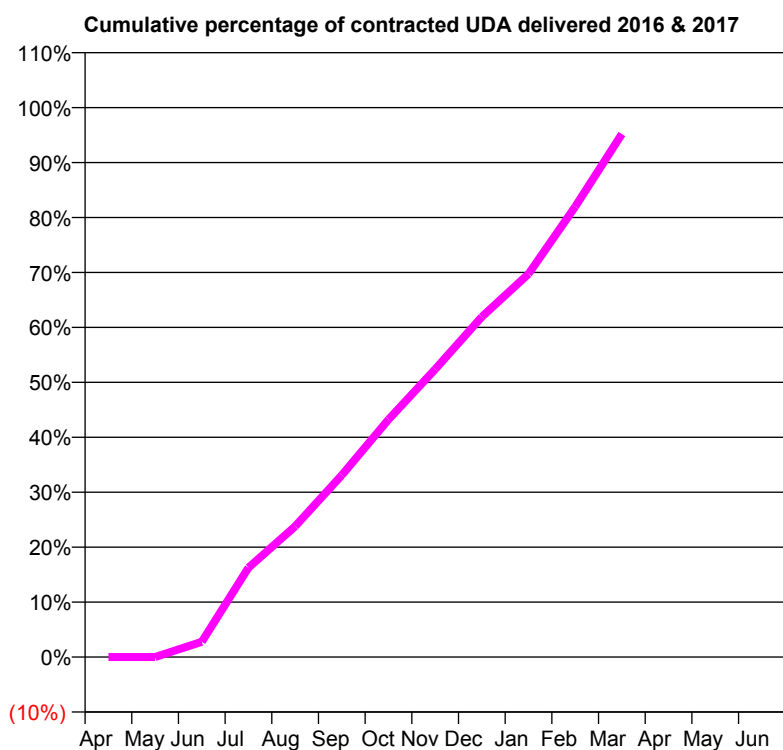
16/17 Contracted general activity (UDA)	15,092
Carry forward general activity (UDA)	0
16/17 Contracted orthodontic activity (UOA)	0
Carry forward orthodontic activity (UOA)	0
Baseline contract value	£420,124.72

ACCESS*

Patients seen in 24 months	Total	Change since previous quarter
Quarter ending March 2016	0	
Quarter ending June 2016	247	↑
Quarter ending September 2016	2,371	↑
Quarter ending December 2016	3,290	↑
Quarter ending March 2017	3,871	↑
Variance since March 2016	N/A	



ACTIVITY



Month	Adjusted Scheduled Activity (UDA)	
	2016	2017
April	0	0
May	0	0
June	0	418
July	0	2,454
August	0	3,591
September	0	4,997
October	0	6,525
November	0	7,904
December	0	9,345
January	0	10,524
February	0	12,368
March	0	14,364
April	0	
May	0	
June	0	

QUALITY

	Quantity	Base Number	Contract	AT	Region	England
% of FP17s for the same patient ID Re-attending within 3 months - Children	81	1,136	7.1%	10.2%	13.3%	12.3%
% of FP17s for the same patient ID Re-attending within 3 months - Adults	865	5,437	15.9%	13.7%	17.3%	16.7%
% of FP17s for the same patient ID Re-attending between 3 & 9 months - Children	285	1,136	25.1%	63.0%	58.9%	57.6%
% of FP17s for the same patient ID Re-attending between 3 & 9 months - Adults	1,319	5,437	24.3%	54.4%	52.2%	50.1%
% of FP17s for Band 1 Urgent Courses	586	6,573	8.9%	7.3%	9.2%	9.1%
% of FP17s Relating to Free Repair or Replacements	122	6,573	1.9%	1.0%	1.0%	0.8%
% of FP17s Relating to Continuations	95	6,573	1.4%	1.3%	1.4%	1.2%
% of Patients satisfied with the dentistry they have received	14	15	93.3%	93.9%	93.1%	92.8%
% of Patients satisfied with the time they had to wait for an appointment	12	15	80.0%	90.0%	89.5%	88.7%

* This is based on patients treated on this contract for their most recent course of treatment. Figures in italics indicate the base number of FP17s or Patient Questionnaire responses are less than 100. N/A is shown where the base number of responses is less than 10 during the period. % is calculated as Quantity/Base number*100

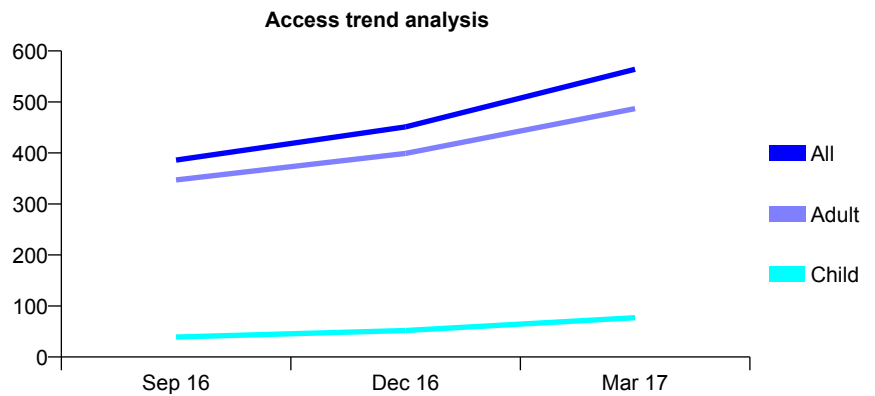
Q50 - Vital Signs At a Glance Contract Report for 100140/0000 - March 2017

Name or company name	Ishak & Bee
Contract type name	GDS Contract
Purpose of contract	General
Contract start date	01/05/2016
Contract end date	

16/17 Contracted general activity (UDA)	3,760
Carry forward general activity (UDA)	0
16/17 Contracted orthodontic activity (UOA)	0
Carry forward orthodontic activity (UOA)	0
Baseline contract value	£96,014.11

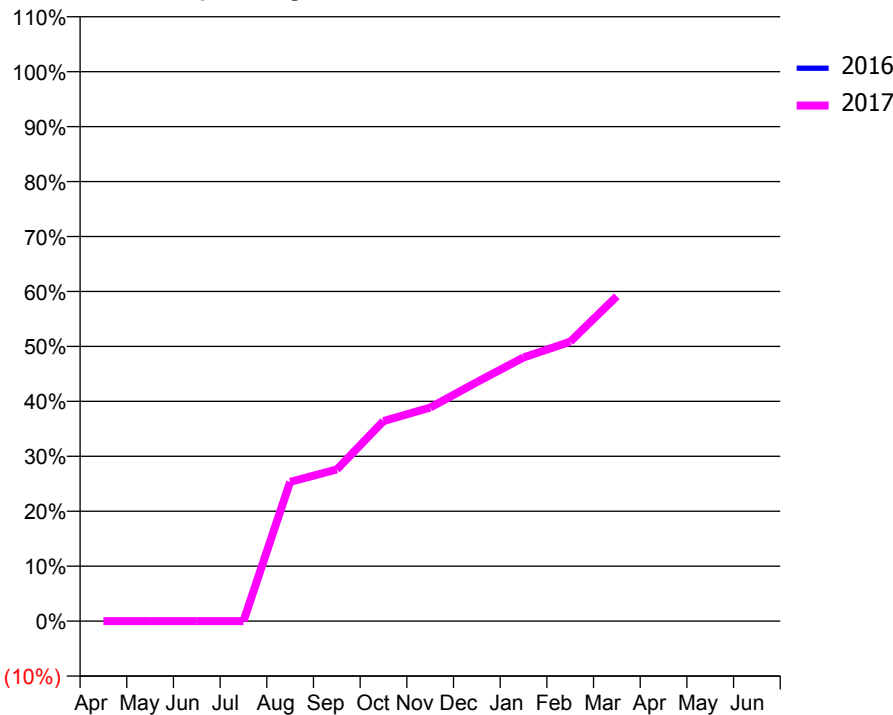
ACCESS*

Patients seen in 24 months	Total	Change since previous quarter
Quarter ending March 2016	0	
Quarter ending June 2016	0	
Quarter ending September 2016	386	↑
Quarter ending December 2016	451	↑
Quarter ending March 2017	564	↑
Variance since March 2016	N/A	



ACTIVITY

Cumulative percentage of contracted UDA delivered 2016 & 2017



Month	Adjusted Scheduled Activity (UDA)	
	2016	2017
April	0	0
May	0	0
June	0	0
July	0	0
August	0	953
September	0	1,038
October	0	1,369
November	0	1,461
December	0	1,636
January	0	1,805
February	0	1,912
March	0	2,223
April	0	
May	0	
June	0	

QUALITY

	Quantity	Base Number	Contract	AT	Region	England
% of FP17s for the same patient ID Re-attending within 3 months - Children	6	98	6.1%	10.2%	13.3%	12.3%
% of FP17s for the same patient ID Re-attending within 3 months - Adults	66	717	9.2%	13.7%	17.3%	16.7%
% of FP17s for the same patient ID Re-attending between 3 & 9 months - Children	7	98	7.1%	63.0%	58.9%	57.6%
% of FP17s for the same patient ID Re-attending between 3 & 9 months - Adults	96	717	13.4%	54.4%	52.2%	50.1%
% of FP17s for Band 1 Urgent Courses	66	815	8.1%	7.3%	9.2%	9.1%
% of FP17s Relating to Free Repair or Replacements	2	815	0.2%	1.0%	1.0%	0.8%
% of FP17s Relating to Continuations	13	815	1.6%	1.3%	1.4%	1.2%
% of Patients satisfied with the dentistry they have received	0	0	N/A	93.9%	93.1%	92.8%
% of Patients satisfied with the time they had to wait for an appointment	0	0	N/A	90.0%	89.5%	88.7%

* This is based on patients treated on this contract for their most recent course of treatment. Figures in italics indicate the base number of FP17s or Patient Questionnaire responses are less than 100. N/A is shown where the base number of responses is less than 10 during the period. % is calculated as Quantity/Base number*100

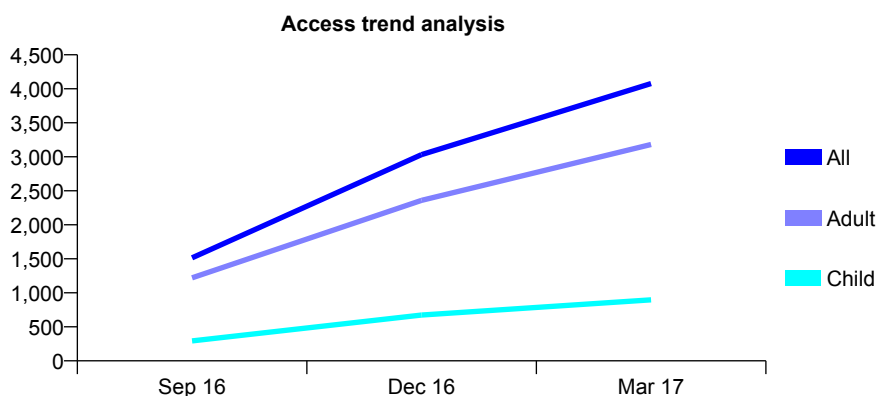
Q50 - Vital Signs At a Glance Contract Report for 100187/0000 - March 2017

Name or company name	Philip Godfrey & Partners
Contract type name	GDS Contract
Purpose of contract	General
Contract start date	01/07/2016
Contract end date	30/06/2017

16/17 Contracted general activity (UDA)	9,750
Carry forward general activity (UDA)	0
16/17 Contracted orthodontic activity (UOA)	0
Carry forward orthodontic activity (UOA)	0
Baseline contract value	£272,805.00

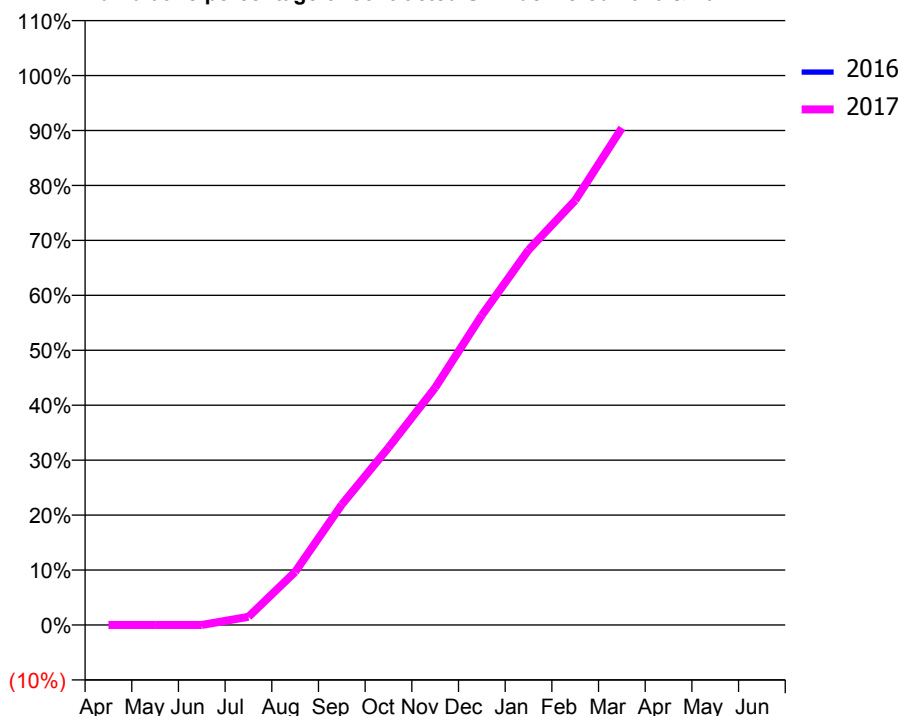
ACCESS*

Patients seen in 24 months	Total	Change since previous quarter
Quarter ending March 2016	0	
Quarter ending June 2016	0	
Quarter ending September 2016	1,515	↑
Quarter ending December 2016	3,032	↑
Quarter ending March 2017	4,078	↑
Variance since March 2016	N/A	



ACTIVITY

Cumulative percentage of contracted UDA delivered 2016 & 2017



Adjusted Scheduled Activity (UDA)

Month	2016	2017
April	0	0
May	0	0
June	0	0
July	0	146
August	0	944
September	0	2,138
October	0	3,149
November	0	4,209
December	0	5,497
January	0	6,656
February	0	7,534
March	0	8,819
April	0	
May	0	
June	0	

QUALITY

	Quantity	Base Number	Contract	AT	Region	England
% of FP17s for the same patient ID Re-attending within 3 months - Children	22	1,099	2.0%	10.2%	13.3%	12.3%
% of FP17s for the same patient ID Re-attending within 3 months - Adults	122	3,474	3.5%	13.7%	17.3%	16.7%
% of FP17s for the same patient ID Re-attending between 3 & 9 months - Children	173	1,099	15.7%	63.0%	58.9%	57.6%
% of FP17s for the same patient ID Re-attending between 3 & 9 months - Adults	270	3,474	7.8%	54.4%	52.2%	50.1%
% of FP17s for Band 1 Urgent Courses	71	4,573	1.6%	7.3%	9.2%	9.1%
% of FP17s Relating to Free Repair or Replacements	0	4,573	0.0%	1.0%	1.0%	0.8%
% of FP17s Relating to Continuations	2	4,573	0.0%	1.3%	1.4%	1.2%
% of Patients satisfied with the dentistry they have received	11	11	100.0%	93.9%	93.1%	92.8%
% of Patients satisfied with the time they had to wait for an appointment	11	11	100.0%	90.0%	89.5%	88.7%

* This is based on patients treated on this contract for their most recent course of treatment. Figures in italics indicate the base number of FP17s or Patient Questionnaire responses are less than 100. N/A is shown where the base number of responses is less than 10 during the period. % is calculated as Quantity/Base number*100

Q50 - Vital Signs At a Glance Contract Report for 100281/0000 - March 2017


Name or company name	Barton Dental Care Limited
Contract type name	GDS Contract
Purpose of contract	General
Contract start date	01/01/2017
Contract end date	31/03/2017

16/17 Contracted general activity (UDA)	333
Carry forward general activity (UDA)	0
16/17 Contracted orthodontic activity (UOA)	0
Carry forward orthodontic activity (UOA)	0
Baseline contract value	£10,000.00

ACCESS*

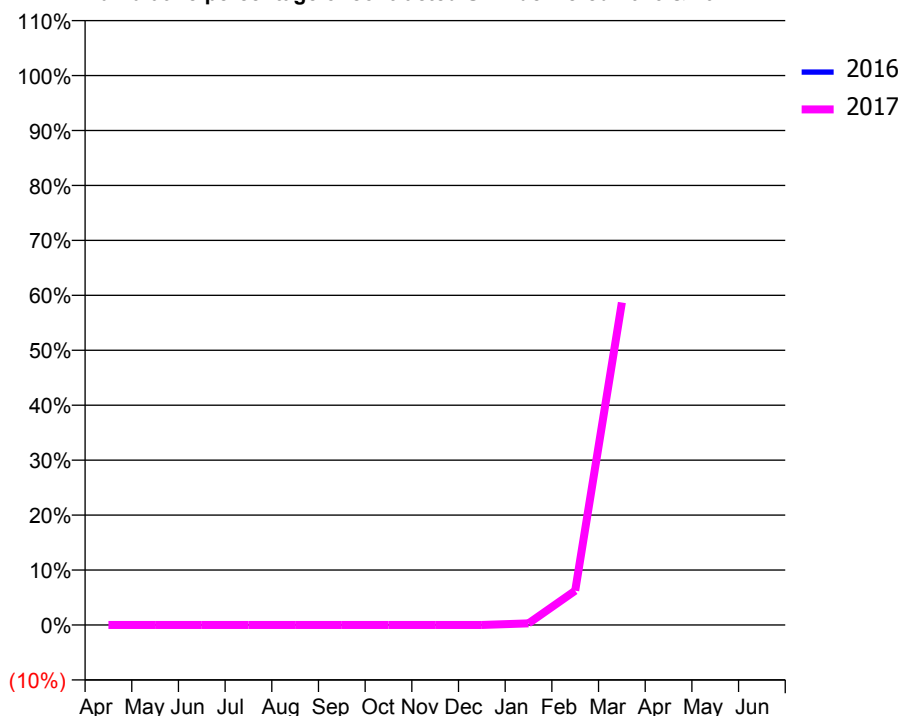
Patients seen in 24 months	Total	Change since previous quarter
Quarter ending March 2016	0	
Quarter ending June 2016	0	
Quarter ending September 2016	0	
Quarter ending December 2016	0	
Quarter ending March 2017	115	
Variance since March 2016	N/A	

Access trend analysis



ACTIVITY

Cumulative percentage of contracted UDA delivered 2016 & 2017



Month	Adjusted Scheduled Activity (UDA)	
	2016	2017
April	0	0
May	0	0
June	0	0
July	0	0
August	0	0
September	0	0
October	0	0
November	0	0
December	0	0
January	0	1
February	0	21
March	0	195
April	0	
May	0	
June	0	

QUALITY

	Quantity	Base Number	Contract	AT	Region	England
% of FP17s for the same patient ID Re-attending within 3 months - Children	0	16	0.0%	10.2%	13.3%	12.3%
% of FP17s for the same patient ID Re-attending within 3 months - Adults	0	61	0.0%	13.7%	17.3%	16.7%
% of FP17s for the same patient ID Re-attending between 3 & 9 months - Children	0	16	0.0%	63.0%	58.9%	57.6%
% of FP17s for the same patient ID Re-attending between 3 & 9 months - Adults	0	61	0.0%	54.4%	52.2%	50.1%
% of FP17s for Band 1 Urgent Courses	7	77	9.1%	7.3%	9.2%	9.1%
% of FP17s Relating to Free Repair or Replacements	0	77	0.0%	1.0%	1.0%	0.8%
% of FP17s Relating to Continuations	0	77	0.0%	1.3%	1.4%	1.2%
% of Patients satisfied with the dentistry they have received	0	0	N/A	93.9%	93.1%	92.8%
% of Patients satisfied with the time they had to wait for an appointment	0	0	N/A	90.0%	89.5%	88.7%

* This is based on patients treated on this contract for their most recent course of treatment. Figures in italics indicate the base number of FP17s or Patient Questionnaire responses are less than 100. N/A is shown where the base number of responses is less than 10 during the period. % is calculated as Quantity/Base number*100

Q50 - Vital Signs At a Glance Contract Report for 100284/0000 - March 2017


Name or company name	OASIS DENTAL CARE LTD
Contract type name	GDS Contract
Purpose of contract	General
Contract start date	01/01/2017
Contract end date	31/03/2017

16/17 Contracted general activity (UDA)	333
Carry forward general activity (UDA)	0
16/17 Contracted orthodontic activity (UOA)	0
Carry forward orthodontic activity (UOA)	0
Baseline contract value	£10,000.00

ACCESS*

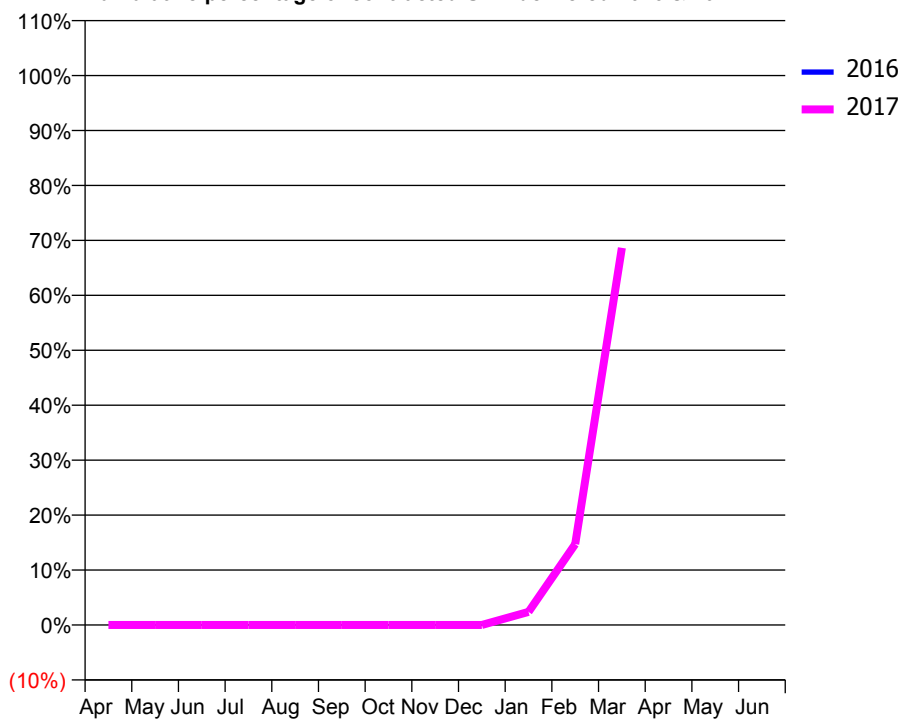
Patients seen in 24 months	Total	Change since previous quarter
Quarter ending March 2016	0	
Quarter ending June 2016	0	
Quarter ending September 2016	0	
Quarter ending December 2016	0	
Quarter ending March 2017	200	
Variance since March 2016	N/A	

Access trend analysis



ACTIVITY

Cumulative percentage of contracted UDA delivered 2016 & 2017



Month	Adjusted Scheduled Activity (UDA)	
	2016	2017
April	0	0
May	0	0
June	0	0
July	0	0
August	0	0
September	0	0
October	0	0
November	0	0
December	0	0
January	0	8
February	0	49
March	0	229
April	0	
May	0	
June	0	

QUALITY

	Quantity	Base Number	Contract	AT	Region	England
% of FP17s for the same patient ID Re-attending within 3 months - Children	0	19	0.0%	10.2%	13.3%	12.3%
% of FP17s for the same patient ID Re-attending within 3 months - Adults	2	141	1.4%	13.7%	17.3%	16.7%
% of FP17s for the same patient ID Re-attending between 3 & 9 months - Children	0	19	0.0%	63.0%	58.9%	57.6%
% of FP17s for the same patient ID Re-attending between 3 & 9 months - Adults	0	141	0.0%	54.4%	52.2%	50.1%
% of FP17s for Band 1 Urgent Courses	8	160	5.0%	7.3%	9.2%	9.1%
% of FP17s Relating to Free Repair or Replacements	1	160	0.6%	1.0%	1.0%	0.8%
% of FP17s Relating to Continuations	0	160	0.0%	1.3%	1.4%	1.2%
% of Patients satisfied with the dentistry they have received	0	0	N/A	93.9%	93.1%	92.8%
% of Patients satisfied with the time they had to wait for an appointment	0	0	N/A	90.0%	89.5%	88.7%

* This is based on patients treated on this contract for their most recent course of treatment. Figures in italics indicate the base number of FP17s or Patient Questionnaire responses are less than 100. N/A is shown where the base number of responses is less than 10 during the period. % is calculated as Quantity/Base number*100

Q50 - Vital Signs At a Glance Contract Report for 100286/0000 - March 2017


Name or company name	MR AN GATECLIFF
Contract type name	GDS Contract
Purpose of contract	General
Contract start date	01/01/2017
Contract end date	31/03/2017

16/17 Contracted general activity (UDA)	333
Carry forward general activity (UDA)	0
16/17 Contracted orthodontic activity (UOA)	0
Carry forward orthodontic activity (UOA)	0
Baseline contract value	£10,000.00

ACCESS*

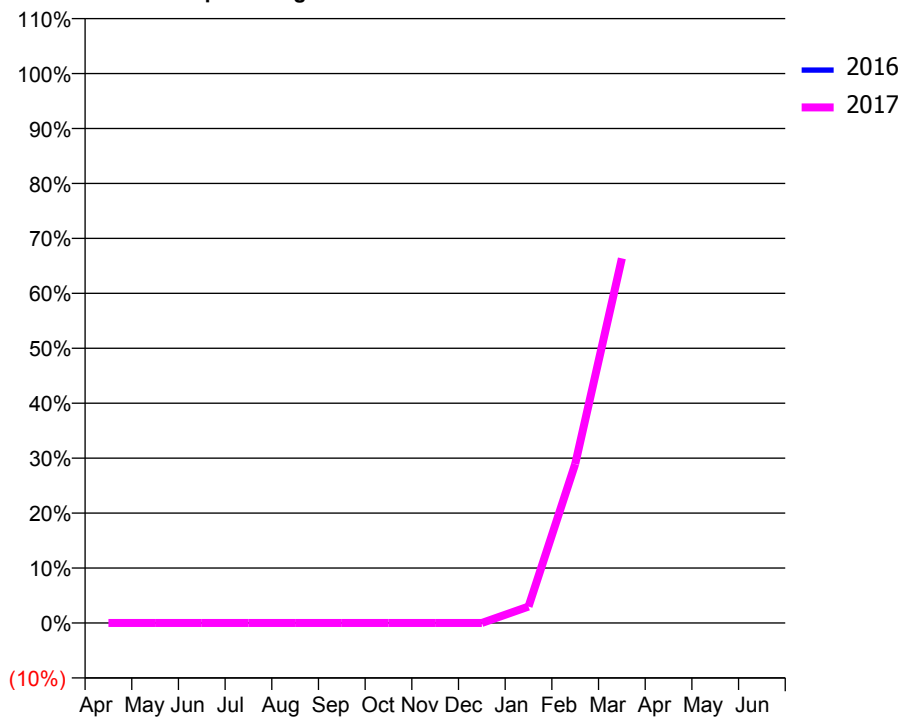
Patients seen in 24 months	Total	Change since previous quarter
Quarter ending March 2016	0	
Quarter ending June 2016	0	
Quarter ending September 2016	0	
Quarter ending December 2016	0	
Quarter ending March 2017	116	
Variance since March 2016	N/A	

Access trend analysis



ACTIVITY

Cumulative percentage of contracted UDA delivered 2016 & 2017



Month	Adjusted Scheduled Activity (UDA)	
	2016	2017
April	0	0
May	0	0
June	0	0
July	0	0
August	0	0
September	0	0
October	0	0
November	0	0
December	0	0
January	0	10
February	0	96
March	0	221
April	0	
May	0	
June	0	

QUALITY

	Quantity	Base Number	Contract	AT	Region	England
% of FP17s for the same patient ID Re-attending within 3 months - Children	0	19	0.0%	10.2%	13.3%	12.3%
% of FP17s for the same patient ID Re-attending within 3 months - Adults	0	79	0.0%	13.7%	17.3%	16.7%
% of FP17s for the same patient ID Re-attending between 3 & 9 months - Children	0	19	0.0%	63.0%	58.9%	57.6%
% of FP17s for the same patient ID Re-attending between 3 & 9 months - Adults	0	79	0.0%	54.4%	52.2%	50.1%
% of FP17s for Band 1 Urgent Courses	5	98	5.1%	7.3%	9.2%	9.1%
% of FP17s Relating to Free Repair or Replacements	0	98	0.0%	1.0%	1.0%	0.8%
% of FP17s Relating to Continuations	0	98	0.0%	1.3%	1.4%	1.2%
% of Patients satisfied with the dentistry they have received	0	0	N/A	93.9%	93.1%	92.8%
% of Patients satisfied with the time they had to wait for an appointment	0	0	N/A	90.0%	89.5%	88.7%

* This is based on patients treated on this contract for their most recent course of treatment. Figures in italics indicate the base number of FP17s or Patient Questionnaire responses are less than 100. N/A is shown where the base number of responses is less than 10 during the period. % is calculated as Quantity/Base number*100

Q50 - Vital Signs At a Glance Contract Report for 100288/0000 - March 2017


Name or company name	MR A BAGGA
Contract type name	GDS Contract
Purpose of contract	General
Contract start date	01/01/2017
Contract end date	31/03/2017

16/17 Contracted general activity (UDA)	333
Carry forward general activity (UDA)	0
16/17 Contracted orthodontic activity (UOA)	0
Carry forward orthodontic activity (UOA)	0
Baseline contract value	£10,000.00

ACCESS*

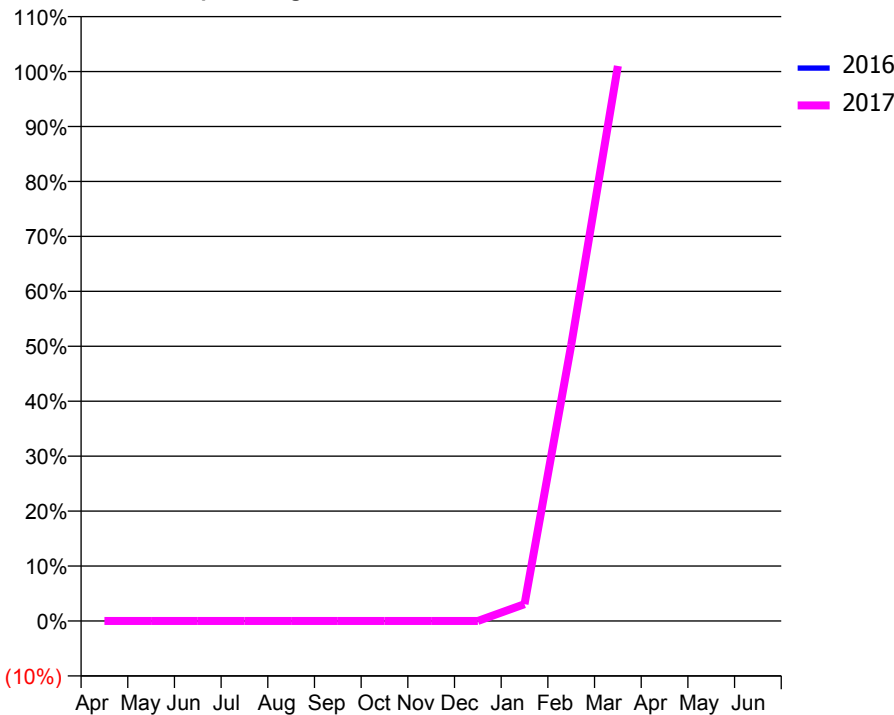
Patients seen in 24 months	Total	Change since previous quarter
Quarter ending March 2016	0	
Quarter ending June 2016	0	
Quarter ending September 2016	0	
Quarter ending December 2016	0	
Quarter ending March 2017	124	
Variance since March 2016	N/A	

Access trend analysis



ACTIVITY

Cumulative percentage of contracted UDA delivered 2016 & 2017



Month	Adjusted Scheduled Activity (UDA)	
	2016	2017
April	0	0
May	0	0
June	0	0
July	0	0
August	0	0
September	0	0
October	0	0
November	0	0
December	0	0
January	0	10
February	0	167
March	0	336
April	0	
May	0	
June	0	

QUALITY

	Quantity	Base Number	Contract	AT	Region	England
% of FP17s for the same patient ID Re-attending within 3 months - Children	0	24	0.0%	10.2%	13.3%	12.3%
% of FP17s for the same patient ID Re-attending within 3 months - Adults	1	105	1.0%	13.7%	17.3%	16.7%
% of FP17s for the same patient ID Re-attending between 3 & 9 months - Children	0	24	0.0%	63.0%	58.9%	57.6%
% of FP17s for the same patient ID Re-attending between 3 & 9 months - Adults	0	105	0.0%	54.4%	52.2%	50.1%
% of FP17s for Band 1 Urgent Courses	2	129	1.6%	7.3%	9.2%	9.1%
% of FP17s Relating to Free Repair or Replacements	1	129	0.8%	1.0%	1.0%	0.8%
% of FP17s Relating to Continuations	0	129	0.0%	1.3%	1.4%	1.2%
% of Patients satisfied with the dentistry they have received	0	0	N/A	93.9%	93.1%	92.8%
% of Patients satisfied with the time they had to wait for an appointment	0	0	N/A	90.0%	89.5%	88.7%

* This is based on patients treated on this contract for their most recent course of treatment. Figures in italics indicate the base number of FP17s or Patient Questionnaire responses are less than 100. N/A is shown where the base number of responses is less than 10 during the period. % is calculated as Quantity/Base number*100

Q50 - Vital Signs At a Glance Contract Report for 100289/0000 - March 2017


Name or company name	Winterton Dental Practice
Contract type name	GDS Contract
Purpose of contract	General
Contract start date	01/01/2017
Contract end date	31/03/2017

16/17 Contracted general activity (UDA)	333
Carry forward general activity (UDA)	0
16/17 Contracted orthodontic activity (UOA)	0
Carry forward orthodontic activity (UOA)	0
Baseline contract value	£10,000.00

ACCESS*

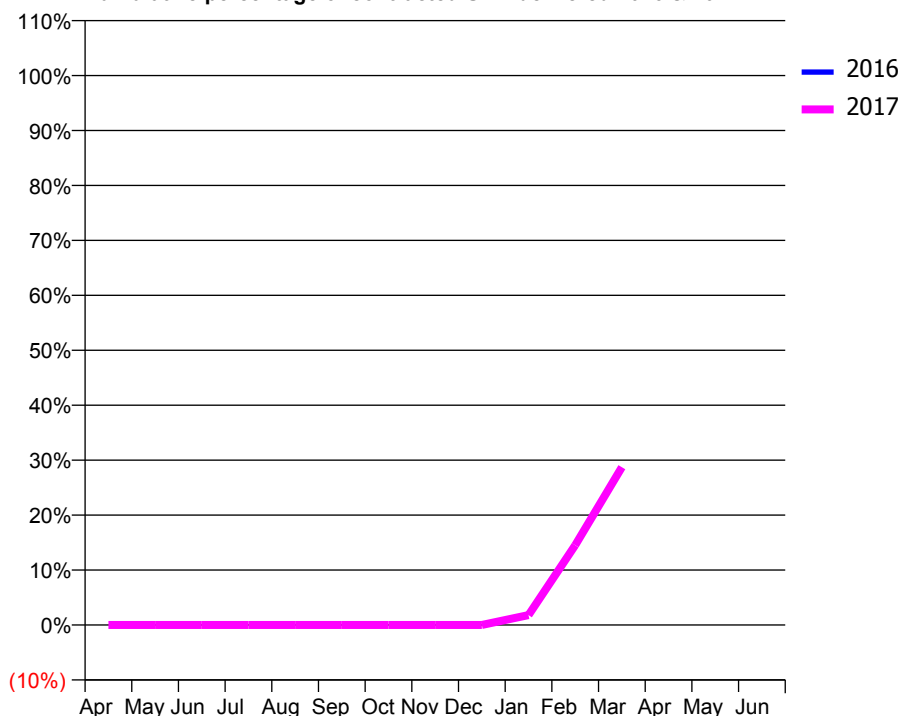
Patients seen in 24 months	Total	Change since previous quarter
Quarter ending March 2016	0	
Quarter ending June 2016	0	
Quarter ending September 2016	0	
Quarter ending December 2016	0	
Quarter ending March 2017	56	
Variance since March 2016	N/A	

Access trend analysis



ACTIVITY

Cumulative percentage of contracted UDA delivered 2016 & 2017



Adjusted Scheduled Activity (UDA)

Month	2016	2017
April	0	0
May	0	0
June	0	0
July	0	0
August	0	0
September	0	0
October	0	0
November	0	0
December	0	0
January	0	6
February	0	48
March	0	96
April	0	
May	0	
June	0	

QUALITY

	Quantity	Base Number	Contract	AT	Region	England
% of FP17s for the same patient ID Re-attending within 3 months - Children	0	15	0.0%	10.2%	13.3%	12.3%
% of FP17s for the same patient ID Re-attending within 3 months - Adults	8	38	21.1%	13.7%	17.3%	16.7%
% of FP17s for the same patient ID Re-attending between 3 & 9 months - Children	0	15	0.0%	63.0%	58.9%	57.6%
% of FP17s for the same patient ID Re-attending between 3 & 9 months - Adults	0	38	0.0%	54.4%	52.2%	50.1%
% of FP17s for Band 1 Urgent Courses	18	53	34.0%	7.3%	9.2%	9.1%
% of FP17s Relating to Free Repair or Replacements	0	53	0.0%	1.0%	1.0%	0.8%
% of FP17s Relating to Continuations	1	53	1.9%	1.3%	1.4%	1.2%
% of Patients satisfied with the dentistry they have received	0	0	N/A	93.9%	93.1%	92.8%
% of Patients satisfied with the time they had to wait for an appointment	0	0	N/A	90.0%	89.5%	88.7%

* This is based on patients treated on this contract for their most recent course of treatment. Figures in italics indicate the base number of FP17s or Patient Questionnaire responses are less than 100. N/A is shown where the base number of responses is less than 10 during the period. % is calculated as Quantity/Base number*100

Q50 - Vital Signs At a Glance Contract Report for 100290/0000 - March 2017


Name or company name	The Dental Design Studio
Contract type name	GDS Contract
Purpose of contract	General
Contract start date	01/01/2017
Contract end date	31/03/2017

16/17 Contracted general activity (UDA)	333
Carry forward general activity (UDA)	0
16/17 Contracted orthodontic activity (UOA)	0
Carry forward orthodontic activity (UOA)	0
Baseline contract value	£10,000.00

ACCESS*

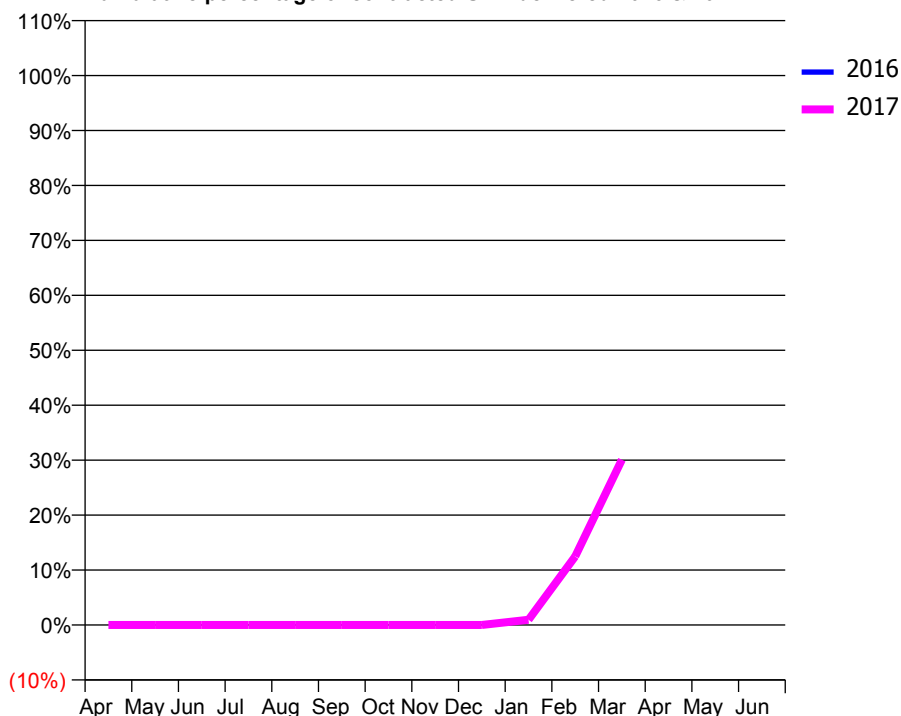
Patients seen in 24 months	Total	Change since previous quarter
Quarter ending March 2016	0	
Quarter ending June 2016	0	
Quarter ending September 2016	0	
Quarter ending December 2016	0	
Quarter ending March 2017	112	
Variance since March 2016	N/A	

Access trend analysis



ACTIVITY

Cumulative percentage of contracted UDA delivered 2016 & 2017



Month	Adjusted Scheduled Activity (UDA)	
	2016	2017
April	0	0
May	0	0
June	0	0
July	0	0
August	0	0
September	0	0
October	0	0
November	0	0
December	0	0
January	0	3
February	0	42
March	0	100
April	0	
May	0	
June	0	

QUALITY

	Quantity	Base Number	Contract	AT	Region	England
% of FP17s for the same patient ID Re-attending within 3 months - Children	0	38	0.0%	10.2%	13.3%	12.3%
% of FP17s for the same patient ID Re-attending within 3 months - Adults	0	27	0.0%	13.7%	17.3%	16.7%
% of FP17s for the same patient ID Re-attending between 3 & 9 months - Children	0	38	0.0%	63.0%	58.9%	57.6%
% of FP17s for the same patient ID Re-attending between 3 & 9 months - Adults	0	27	0.0%	54.4%	52.2%	50.1%
% of FP17s for Band 1 Urgent Courses	6	65	9.2%	7.3%	9.2%	9.1%
% of FP17s Relating to Free Repair or Replacements	0	65	0.0%	1.0%	1.0%	0.8%
% of FP17s Relating to Continuations	0	65	0.0%	1.3%	1.4%	1.2%
% of Patients satisfied with the dentistry they have received	0	0	N/A	93.9%	93.1%	92.8%
% of Patients satisfied with the time they had to wait for an appointment	0	0	N/A	90.0%	89.5%	88.7%

* This is based on patients treated on this contract for their most recent course of treatment. Figures in italics indicate the base number of FP17s or Patient Questionnaire responses are less than 100. N/A is shown where the base number of responses is less than 10 during the period. % is calculated as Quantity/Base number*100

Q50 - Vital Signs At a Glance Contract Report for 100291/0000 - March 2017


Name or company name	The Dental Design Studio
Contract type name	GDS Contract
Purpose of contract	General
Contract start date	01/01/2017
Contract end date	31/03/2017

16/17 Contracted general activity (UDA)	333
Carry forward general activity (UDA)	0
16/17 Contracted orthodontic activity (UOA)	0
Carry forward orthodontic activity (UOA)	0
Baseline contract value	£10,000.00

ACCESS*

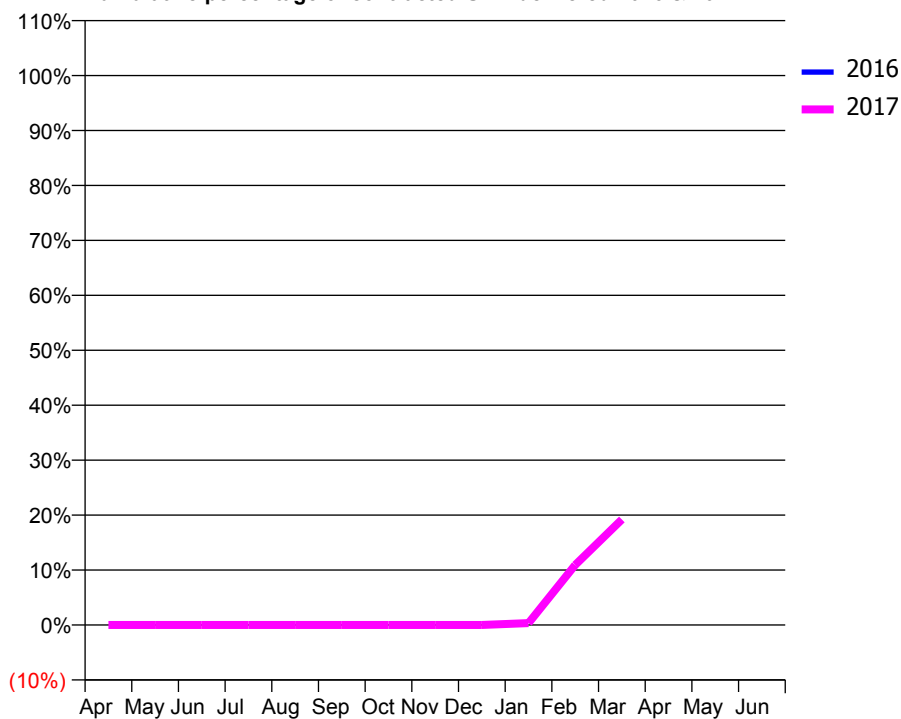
Patients seen in 24 months	Total	Change since previous quarter
Quarter ending March 2016	0	
Quarter ending June 2016	0	
Quarter ending September 2016	0	
Quarter ending December 2016	0	
Quarter ending March 2017	59	
Variance since March 2016	N/A	

Access trend analysis



ACTIVITY

Cumulative percentage of contracted UDA delivered 2016 & 2017



Adjusted Scheduled Activity (UDA)

Month	2016	2017
April	0	0
May	0	0
June	0	0
July	0	0
August	0	0
September	0	0
October	0	0
November	0	0
December	0	0
January	0	1
February	0	36
March	0	64
April	0	
May	0	
June	0	

QUALITY

	Quantity	Base Number	Contract	AT	Region	England
% of FP17s for the same patient ID Re-attending within 3 months - Children	0	8	0.0%	10.2%	13.3%	12.3%
% of FP17s for the same patient ID Re-attending within 3 months - Adults	0	33	0.0%	13.7%	17.3%	16.7%
% of FP17s for the same patient ID Re-attending between 3 & 9 months - Children	0	8	0.0%	63.0%	58.9%	57.6%
% of FP17s for the same patient ID Re-attending between 3 & 9 months - Adults	0	33	0.0%	54.4%	52.2%	50.1%
% of FP17s for Band 1 Urgent Courses	15	41	36.6%	7.3%	9.2%	9.1%
% of FP17s Relating to Free Repair or Replacements	0	41	0.0%	1.0%	1.0%	0.8%
% of FP17s Relating to Continuations	0	41	0.0%	1.3%	1.4%	1.2%
% of Patients satisfied with the dentistry they have received	0	0	N/A	93.9%	93.1%	92.8%
% of Patients satisfied with the time they had to wait for an appointment	0	0	N/A	90.0%	89.5%	88.7%

* This is based on patients treated on this contract for their most recent course of treatment. Figures in italics indicate the base number of FP17s or Patient Questionnaire responses are less than 100. N/A is shown where the base number of responses is less than 10 during the period. % is calculated as Quantity/Base number*100

Q50 - Vital Signs At a Glance Contract Report for 100308/0000 - March 2017


Name or company name	K L DOBBS
Contract type name	GDS Contract
Purpose of contract	General
Contract start date	01/01/2017
Contract end date	31/03/2017

16/17 Contracted general activity (UDA)	333
Carry forward general activity (UDA)	0
16/17 Contracted orthodontic activity (UOA)	0
Carry forward orthodontic activity (UOA)	0
Baseline contract value	£10,000.00

ACCESS*

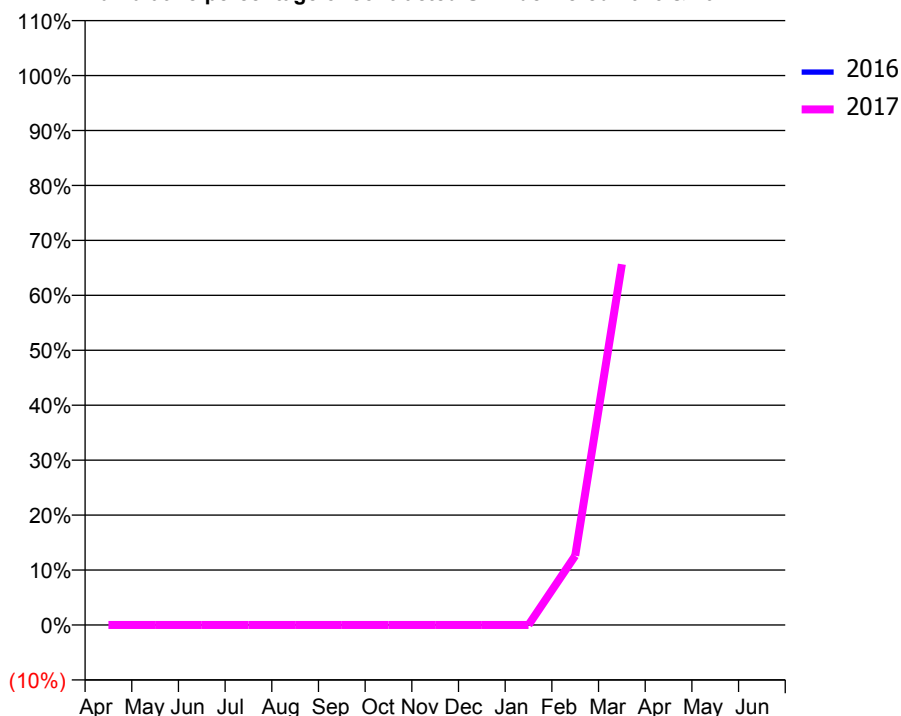
Patients seen in 24 months	Total	Change since previous quarter
Quarter ending March 2016	0	
Quarter ending June 2016	0	
Quarter ending September 2016	0	
Quarter ending December 2016	0	
Quarter ending March 2017	116	
Variance since March 2016	N/A	

Access trend analysis



ACTIVITY

Cumulative percentage of contracted UDA delivered 2016 & 2017



Month	Adjusted Scheduled Activity (UDA)	
	2016	2017
April	0	0
May	0	0
June	0	0
July	0	0
August	0	0
September	0	0
October	0	0
November	0	0
December	0	0
January	0	0
February	0	42
March	0	219
April	0	
May	0	
June	0	

QUALITY

	Quantity	Base Number	Contract	AT	Region	England
% of FP17s for the same patient ID Re-attending within 3 months - Children	0	18	0.0%	10.2%	13.3%	12.3%
% of FP17s for the same patient ID Re-attending within 3 months - Adults	0	91	0.0%	13.7%	17.3%	16.7%
% of FP17s for the same patient ID Re-attending between 3 & 9 months - Children	0	18	0.0%	63.0%	58.9%	57.6%
% of FP17s for the same patient ID Re-attending between 3 & 9 months - Adults	0	91	0.0%	54.4%	52.2%	50.1%
% of FP17s for Band 1 Urgent Courses	43	109	39.4%	7.3%	9.2%	9.1%
% of FP17s Relating to Free Repair or Replacements	0	109	0.0%	1.0%	1.0%	0.8%
% of FP17s Relating to Continuations	0	109	0.0%	1.3%	1.4%	1.2%
% of Patients satisfied with the dentistry they have received	0	0	N/A	93.9%	93.1%	92.8%
% of Patients satisfied with the time they had to wait for an appointment	0	0	N/A	90.0%	89.5%	88.7%

* This is based on patients treated on this contract for their most recent course of treatment. Figures in italics indicate the base number of FP17s or Patient Questionnaire responses are less than 100. N/A is shown where the base number of responses is less than 10 during the period. % is calculated as Quantity/Base number*100

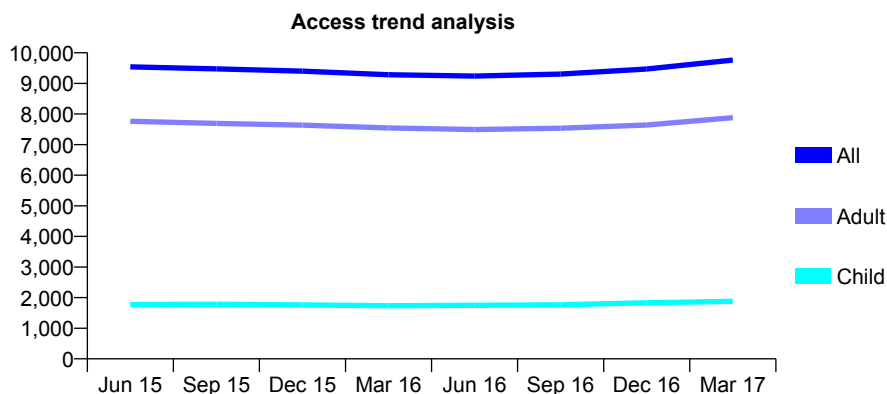
Q50 - Vital Signs At a Glance Contract Report for 101281/0039 - March 2017

Name or company name	OASIS DENTAL CARE LTD
Contract type name	GDS Contract
Purpose of contract	General
Contract start date	01/04/2006
Contract end date	

16/17 Contracted general activity (UDA)	27,920
Carry forward general activity (UDA)	297
16/17 Contracted orthodontic activity (UOA)	187
Carry forward orthodontic activity (UOA)	-4
Baseline contract value	£827,006.10

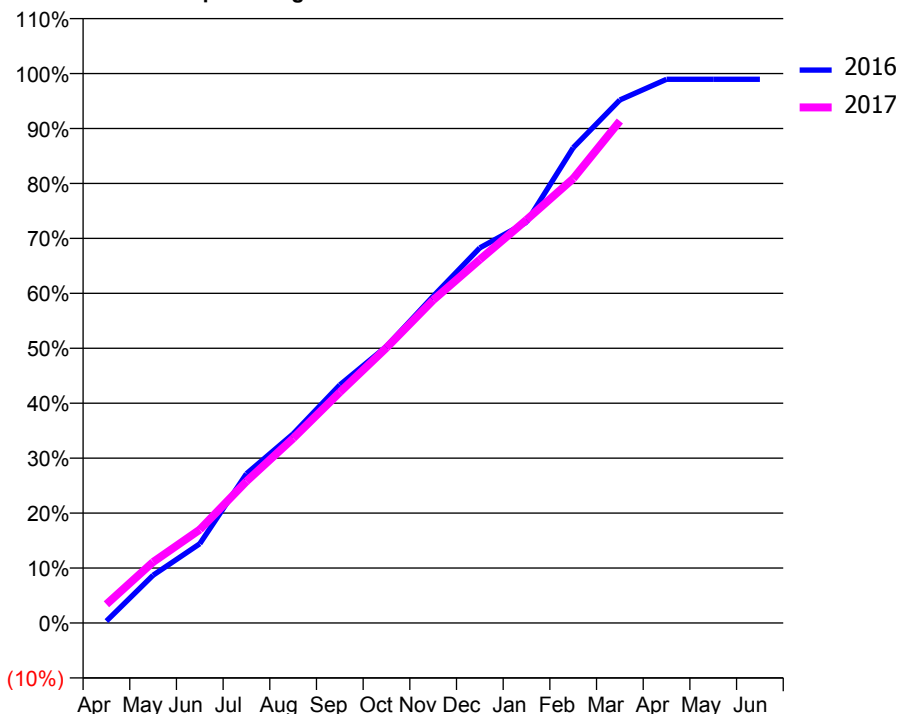
ACCESS*

Patients seen in 24 months	Total	Change since previous quarter
Quarter ending March 2016	9,284	
Quarter ending June 2016	9,241	→
Quarter ending September 2016	9,305	→
Quarter ending December 2016	9,472	→
Quarter ending March 2017	9,764	↑
Variance since March 2016	5.2%	↑



ACTIVITY

Cumulative percentage of contracted UDA delivered 2016 & 2017



Month	Adjusted Scheduled Activity (UDA)	
	2016	2017
April	97	953
May	2,430	3,102
June	4,028	4,747
July	7,582	7,195
August	9,610	9,377
September	12,100	11,726
October	14,053	13,990
November	16,605	16,404
December	19,065	18,467
January	20,363	20,486
February	24,151	22,580
March	26,576	25,506
April	27,624	
May	27,623	
June	27,623	

QUALITY

	Quantity	Base Number	Contract	AT	Region	England
% of FP17s for the same patient ID Re-attending within 3 months - Children	236	3,068	7.7%	10.2%	13.3%	12.3%
% of FP17s for the same patient ID Re-attending within 3 months - Adults	2,266	13,129	17.3%	13.7%	17.3%	16.7%
% of FP17s for the same patient ID Re-attending between 3 & 9 months - Children	1,937	3,068	63.1%	63.0%	58.9%	57.6%
% of FP17s for the same patient ID Re-attending between 3 & 9 months - Adults	7,699	13,129	58.6%	54.4%	52.2%	50.1%
% of FP17s for Band 1 Urgent Courses	1,347	15,624	8.6%	7.3%	9.2%	9.1%
% of FP17s Relating to Free Repair or Replacements	197	15,624	1.3%	1.0%	1.0%	0.8%
% of FP17s Relating to Continuations	403	15,624	2.6%	1.3%	1.4%	1.2%
% of Patients satisfied with the dentistry they have received	22	22	100.0%	93.9%	93.1%	92.8%
% of Patients satisfied with the time they had to wait for an appointment	21	22	95.5%	90.0%	89.5%	88.7%

* This is based on patients treated on this contract for their most recent course of treatment. Figures in italics indicate the base number of FP17s or Patient Questionnaire responses are less than 100. N/A is shown where the base number of responses is less than 10 during the period. % is calculated as Quantity/Base number*100

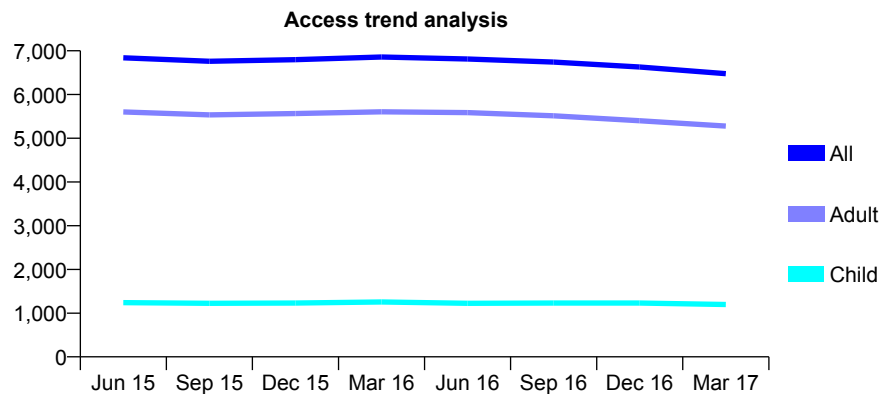
Q50 - Vital Signs At a Glance Contract Report for 101281/0089 - March 2017

Name or company name	OASIS DENTAL CARE LTD
Contract type name	GDS Contract
Purpose of contract	General
Contract start date	01/04/2006
Contract end date	

16/17 Contracted general activity (UDA)	21,438
Carry forward general activity (UDA)	0
16/17 Contracted orthodontic activity (UOA)	0
Carry forward orthodontic activity (UOA)	0
Baseline contract value	£650,873.34

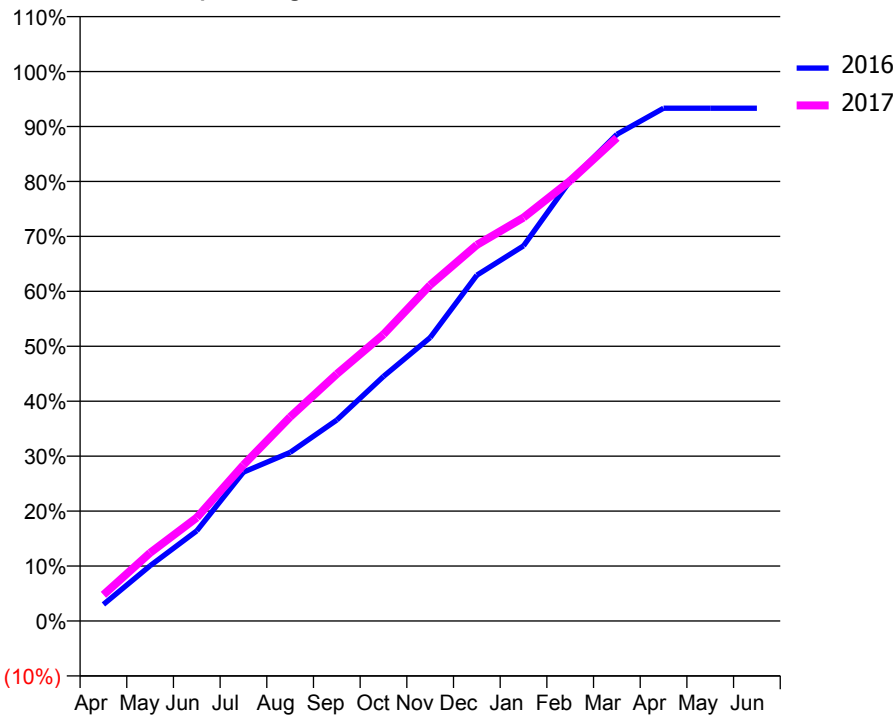
ACCESS*

Patients seen in 24 months	Total	Change since previous quarter
Quarter ending March 2016	6,859	
Quarter ending June 2016	6,811	→
Quarter ending September 2016	6,743	→
Quarter ending December 2016	6,630	↓
Quarter ending March 2017	6,477	↓
Variance since March 2016	(5.6%)	↓



ACTIVITY

Cumulative percentage of contracted UDA delivered 2016 & 2017



Month	Adjusted Scheduled Activity (UDA)	
	2016	2017
April	649	1,023
May	2,157	2,663
June	3,517	4,035
July	5,810	6,088
August	6,579	7,961
September	7,842	9,637
October	9,543	11,185
November	11,059	13,107
December	13,495	14,675
January	14,637	15,742
February	17,175	17,174
March	18,985	18,849
April	20,007	
May	20,008	
June	20,008	

QUALITY

	Quantity	Base Number	Contract	AT	Region	England
% of FP17s for the same patient ID Re-attending within 3 months - Children	172	1,889	9.1%	10.2%	13.3%	12.3%
% of FP17s for the same patient ID Re-attending within 3 months - Adults	1,451	8,276	17.5%	13.7%	17.3%	16.7%
% of FP17s for the same patient ID Re-attending between 3 & 9 months - Children	1,227	1,889	65.0%	63.0%	58.9%	57.6%
% of FP17s for the same patient ID Re-attending between 3 & 9 months - Adults	4,977	8,276	60.1%	54.4%	52.2%	50.1%
% of FP17s for Band 1 Urgent Courses	584	9,685	6.0%	7.3%	9.2%	9.1%
% of FP17s Relating to Free Repair or Replacements	188	9,685	1.9%	1.0%	1.0%	0.8%
% of FP17s Relating to Continuations	498	9,685	5.1%	1.3%	1.4%	1.2%
% of Patients satisfied with the dentistry they have received	21	24	87.5%	93.9%	93.1%	92.8%
% of Patients satisfied with the time they had to wait for an appointment	21	24	87.5%	90.0%	89.5%	88.7%

* This is based on patients treated on this contract for their most recent course of treatment. Figures in italics indicate the base number of FP17s or Patient Questionnaire responses are less than 100. N/A is shown where the base number of responses is less than 10 during the period. % is calculated as Quantity/Base number*100

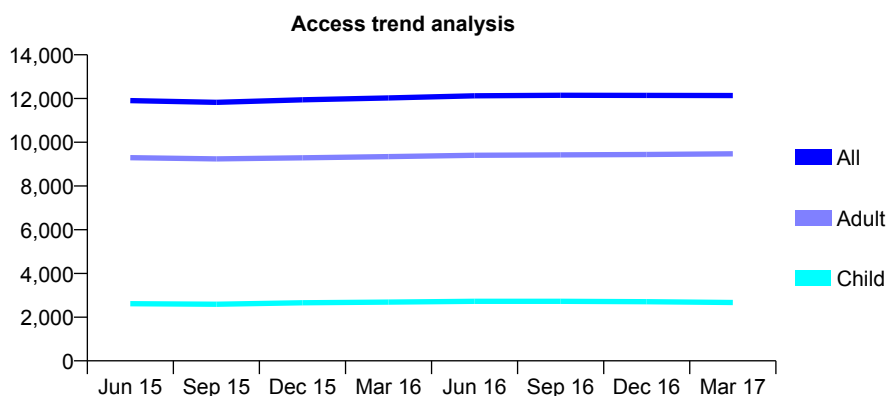
Q50 - Vital Signs At a Glance Contract Report for 101281/0096 - March 2017

Name or company name	OASIS DENTAL CARE LTD
Contract type name	GDS Contract
Purpose of contract	General
Contract start date	01/04/2006
Contract end date	

16/17 Contracted general activity (UDA)	30,555
Carry forward general activity (UDA)	-611
16/17 Contracted orthodontic activity (UOA)	0
Carry forward orthodontic activity (UOA)	0
Baseline contract value	£939,036.93

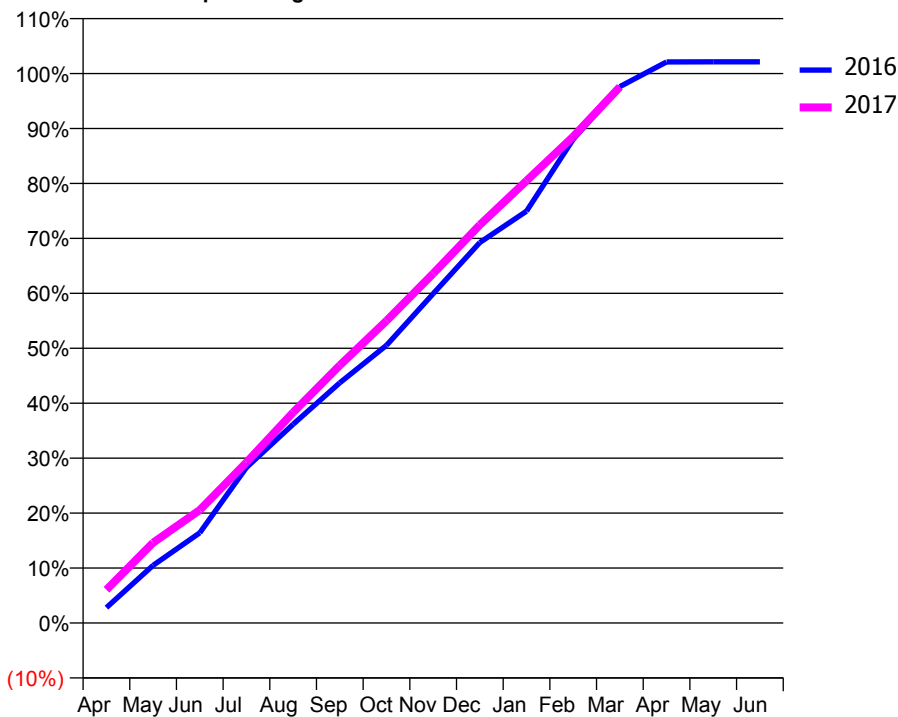
ACCESS*

Patients seen in 24 months	Total	Change since previous quarter
Quarter ending March 2016	12,028	
Quarter ending June 2016	12,124	→
Quarter ending September 2016	12,149	→
Quarter ending December 2016	12,144	→
Quarter ending March 2017	12,137	→
Variance since March 2016	0.9%	→



ACTIVITY

Cumulative percentage of contracted UDA delivered 2016 & 2017



Month	Adjusted Scheduled Activity (UDA)	
	2016	2017
April	859	1,850
May	3,205	4,464
June	5,015	6,286
July	8,648	8,931
August	11,048	11,710
September	13,360	14,330
October	15,444	16,806
November	18,309	19,429
December	21,161	22,135
January	22,903	24,593
February	26,894	27,049
March	29,823	29,810
April	31,200	
May	31,204	
June	31,201	

QUALITY

	Quantity	Base Number	Contract	AT	Region	England
% of FP17s for the same patient ID Re-attending within 3 months - Children	316	4,762	6.6%	10.2%	13.3%	12.3%
% of FP17s for the same patient ID Re-attending within 3 months - Adults	1,888	13,773	13.7%	13.7%	17.3%	16.7%
% of FP17s for the same patient ID Re-attending between 3 & 9 months - Children	3,500	4,762	73.5%	63.0%	58.9%	57.6%
% of FP17s for the same patient ID Re-attending between 3 & 9 months - Adults	5,415	13,773	39.3%	54.4%	52.2%	50.1%
% of FP17s for Band 1 Urgent Courses	1,434	17,762	8.1%	7.3%	9.2%	9.1%
% of FP17s Relating to Free Repair or Replacements	549	17,762	3.1%	1.0%	1.0%	0.8%
% of FP17s Relating to Continuations	352	17,762	2.0%	1.3%	1.4%	1.2%
% of Patients satisfied with the dentistry they have received	19	22	86.4%	93.9%	93.1%	92.8%
% of Patients satisfied with the time they had to wait for an appointment	20	22	90.9%	90.0%	89.5%	88.7%

* This is based on patients treated on this contract for their most recent course of treatment. Figures in italics indicate the base number of FP17s or Patient Questionnaire responses are less than 100. N/A is shown where the base number of responses is less than 10 during the period. % is calculated as Quantity/Base number*100

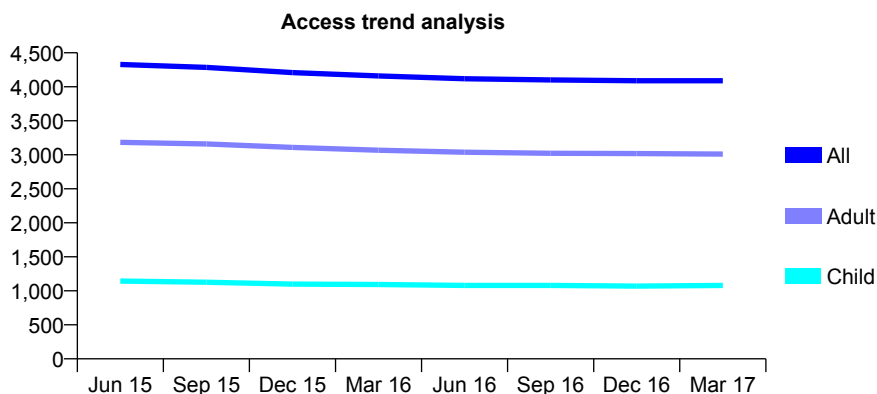
Q50 - Vital Signs At a Glance Contract Report for 101281/0104 - March 2017

Name or company name	OASIS DENTAL CARE LTD
Contract type name	GDS Contract
Purpose of contract	General
Contract start date	01/04/2006
Contract end date	

16/17 Contracted general activity (UDA)	13,717
Carry forward general activity (UDA)	35
16/17 Contracted orthodontic activity (UOA)	0
Carry forward orthodontic activity (UOA)	0
Baseline contract value	£404,075.77

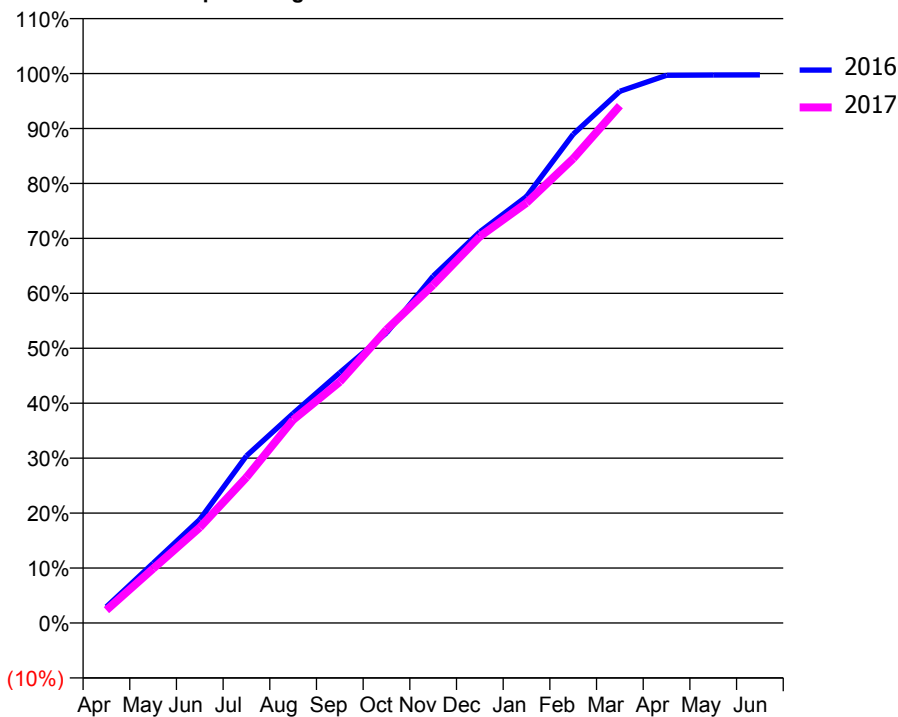
ACCESS*

Patients seen in 24 months	Total	Change since previous quarter
Quarter ending March 2016	4,160	
Quarter ending June 2016	4,118	↓
Quarter ending September 2016	4,101	→
Quarter ending December 2016	4,089	→
Quarter ending March 2017	4,090	→
Variance since March 2016	(1.7%)	↓



ACTIVITY

Cumulative percentage of contracted UDA delivered 2016 & 2017



Month	Adjusted Scheduled Activity (UDA)	
	2016	2017
April	405	320
May	1,493	1,356
June	2,583	2,384
July	4,172	3,637
August	5,231	5,072
September	6,251	6,021
October	7,241	7,322
November	8,660	8,440
December	9,766	9,648
January	10,648	10,487
February	12,202	11,593
March	13,273	12,912
April	13,673	
May	13,678	
June	13,682	

QUALITY

	Quantity	Base Number	Contract	AT	Region	England
% of FP17s for the same patient ID Re-attending within 3 months - Children	230	2,043	11.3%	10.2%	13.3%	12.3%
% of FP17s for the same patient ID Re-attending within 3 months - Adults	773	4,825	16.0%	13.7%	17.3%	16.7%
% of FP17s for the same patient ID Re-attending between 3 & 9 months - Children	1,392	2,043	68.1%	63.0%	58.9%	57.6%
% of FP17s for the same patient ID Re-attending between 3 & 9 months - Adults	3,200	4,825	66.3%	54.4%	52.2%	50.1%
% of FP17s for Band 1 Urgent Courses	552	6,670	8.3%	7.3%	9.2%	9.1%
% of FP17s Relating to Free Repair or Replacements	142	6,670	2.1%	1.0%	1.0%	0.8%
% of FP17s Relating to Continuations	70	6,670	1.0%	1.3%	1.4%	1.2%
% of Patients satisfied with the dentistry they have received	8	9	N/A	93.9%	93.1%	92.8%
% of Patients satisfied with the time they had to wait for an appointment	7	9	N/A	90.0%	89.5%	88.7%

* This is based on patients treated on this contract for their most recent course of treatment. Figures in italics indicate the base number of FP17s or Patient Questionnaire responses are less than 100. N/A is shown where the base number of responses is less than 10 during the period. % is calculated as Quantity/Base number*100

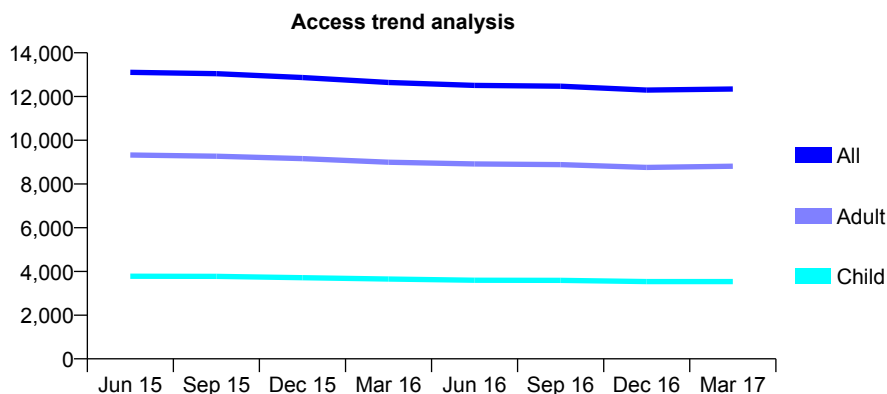
Q50 - Vital Signs At a Glance Contract Report for 101281/0106 - March 2017

Name or company name	OASIS DENTAL CARE LTD
Contract type name	GDS Contract
Purpose of contract	General
Contract start date	01/04/2006
Contract end date	

16/17 Contracted general activity (UDA)	40,965
Carry forward general activity (UDA)	0
16/17 Contracted orthodontic activity (UOA)	0
Carry forward orthodontic activity (UOA)	0
Baseline contract value	£1,106,460.59

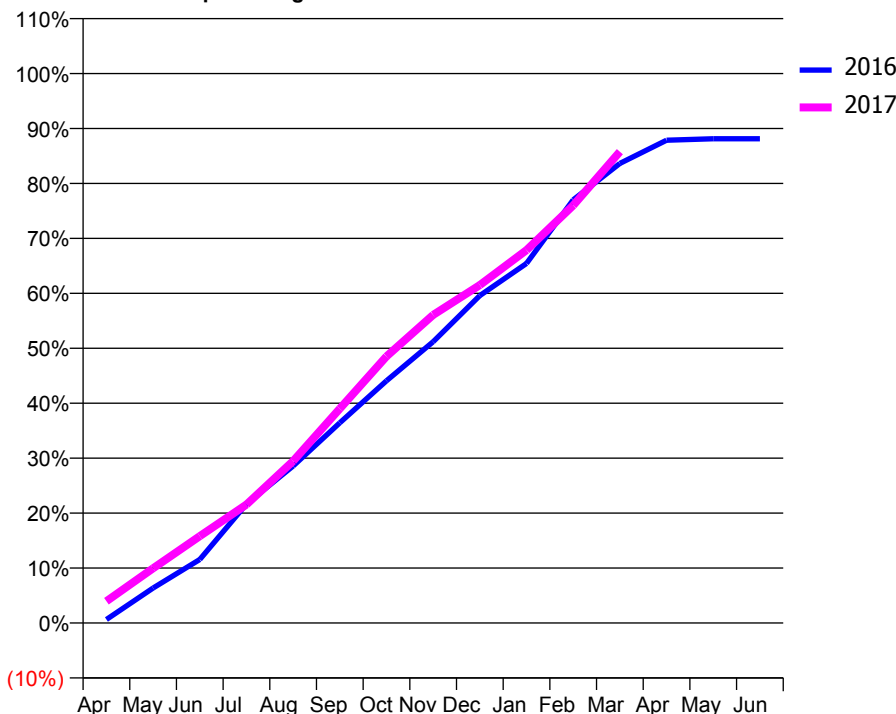
ACCESS*

Patients seen in 24 months	Total	Change since previous quarter
Quarter ending March 2016	12,643	
Quarter ending June 2016	12,510	↓
Quarter ending September 2016	12,471	→
Quarter ending December 2016	12,293	↓
Quarter ending March 2017	12,346	→
Variance since March 2016	(2.3%)	↓



ACTIVITY

Cumulative percentage of contracted UDA delivered 2016 & 2017



Month	Adjusted Scheduled Activity (UDA)	
	2016	2017
April	259	1,629
May	2,610	4,081
June	4,734	6,479
July	8,877	8,832
August	11,702	12,071
September	14,922	15,977
October	18,058	19,874
November	20,969	22,970
December	24,407	25,198
January	26,808	27,798
February	31,552	31,127
March	34,263	35,132
April	35,991	
May	36,097	
June	36,097	

QUALITY

	Quantity	Base Number	Contract	AT	Region	England
% of FP17s for the same patient ID Re-attending within 3 months - Children	409	5,493	7.4%	10.2%	13.3%	12.3%
% of FP17s for the same patient ID Re-attending within 3 months - Adults	1,873	13,289	14.1%	13.7%	17.3%	16.7%
% of FP17s for the same patient ID Re-attending between 3 & 9 months - Children	3,328	5,493	60.6%	63.0%	58.9%	57.6%
% of FP17s for the same patient ID Re-attending between 3 & 9 months - Adults	7,427	13,289	55.9%	54.4%	52.2%	50.1%
% of FP17s for Band 1 Urgent Courses	2,140	17,895	12.0%	7.3%	9.2%	9.1%
% of FP17s Relating to Free Repair or Replacements	133	17,895	0.7%	1.0%	1.0%	0.8%
% of FP17s Relating to Continuations	115	17,895	0.6%	1.3%	1.4%	1.2%
% of Patients satisfied with the dentistry they have received	20	20	100.0%	93.9%	93.1%	92.8%
% of Patients satisfied with the time they had to wait for an appointment	20	20	100.0%	90.0%	89.5%	88.7%

* This is based on patients treated on this contract for their most recent course of treatment. Figures in italics indicate the base number of FP17s or Patient Questionnaire responses are less than 100. N/A is shown where the base number of responses is less than 10 during the period. % is calculated as Quantity/Base number*100

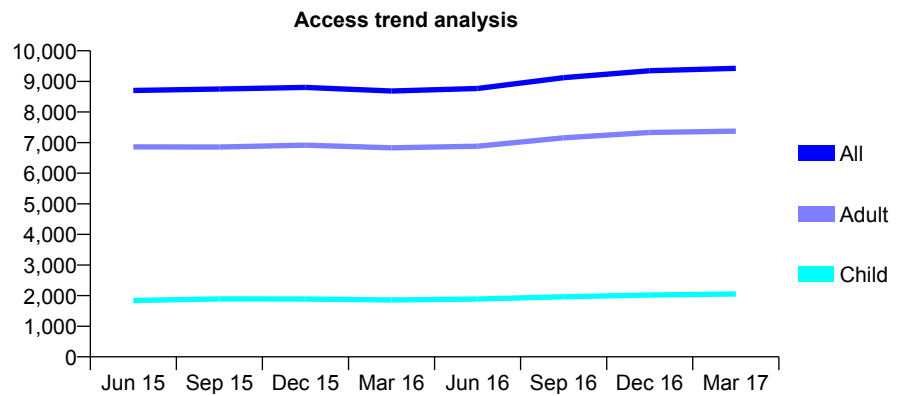
Q50 - Vital Signs At a Glance Contract Report for 101281/0121 - March 2017

Name or company name	OASIS DENTAL CARE LTD
Contract type name	GDS Contract
Purpose of contract	General
Contract start date	01/04/2006
Contract end date	

16/17 Contracted general activity (UDA)	31,745
Carry forward general activity (UDA)	0
16/17 Contracted orthodontic activity (UOA)	0
Carry forward orthodontic activity (UOA)	0
Baseline contract value	£837,368.88

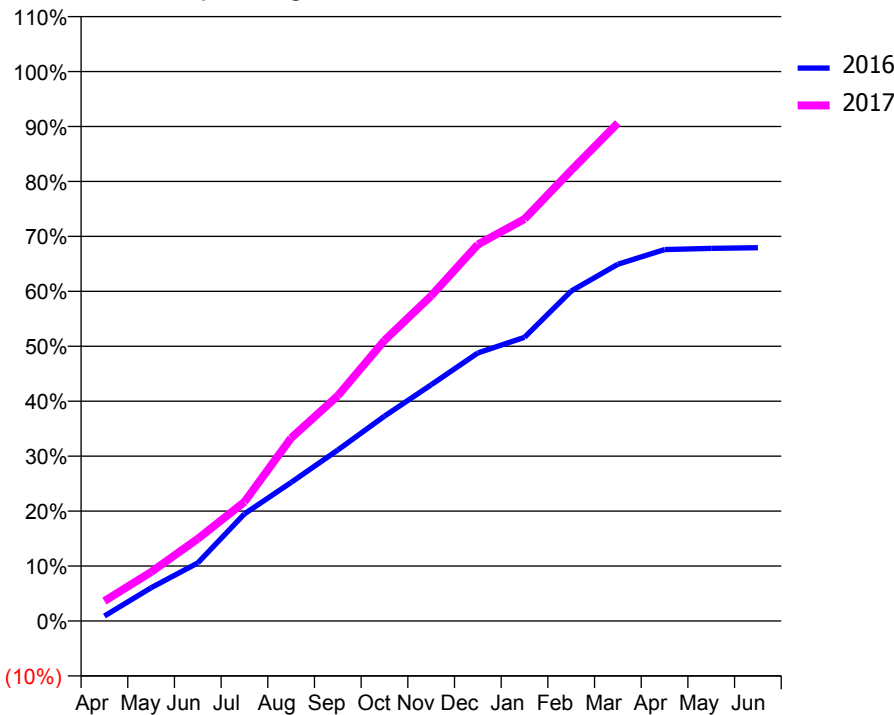
ACCESS*

Patients seen in 24 months	Total	Change since previous quarter
Quarter ending March 2016	8,686	
Quarter ending June 2016	8,771	→
Quarter ending September 2016	9,122	↑
Quarter ending December 2016	9,349	↑
Quarter ending March 2017	9,428	→
Variance since March 2016	8.5%	↑



ACTIVITY

Cumulative percentage of contracted UDA delivered 2016 & 2017



Month	Adjusted Scheduled Activity (UDA)	
	2016	2017
April	291	1,151
May	1,921	2,828
June	3,355	4,748
July	6,186	6,880
August	8,006	10,574
September	9,876	13,014
October	11,839	16,210
November	13,648	18,782
December	15,485	21,749
January	16,393	23,224
February	19,064	26,033
March	20,611	28,770
April	21,458	
May	21,530	
June	21,569	

QUALITY

	Quantity	Base Number	Contract	AT	Region	England
% of FP17s for the same patient ID Re-attending within 3 months - Children	306	3,287	9.3%	10.2%	13.3%	12.3%
% of FP17s for the same patient ID Re-attending within 3 months - Adults	1,673	10,910	15.3%	13.7%	17.3%	16.7%
% of FP17s for the same patient ID Re-attending between 3 & 9 months - Children	1,853	3,287	56.4%	63.0%	58.9%	57.6%
% of FP17s for the same patient ID Re-attending between 3 & 9 months - Adults	5,086	10,910	46.6%	54.4%	52.2%	50.1%
% of FP17s for Band 1 Urgent Courses	1,647	13,655	12.1%	7.3%	9.2%	9.1%
% of FP17s Relating to Free Repair or Replacements	345	13,655	2.5%	1.0%	1.0%	0.8%
% of FP17s Relating to Continuations	152	13,655	1.1%	1.3%	1.4%	1.2%
% of Patients satisfied with the dentistry they have received	14	15	93.3%	93.9%	93.1%	92.8%
% of Patients satisfied with the time they had to wait for an appointment	14	15	93.3%	90.0%	89.5%	88.7%

* This is based on patients treated on this contract for their most recent course of treatment. Figures in italics indicate the base number of FP17s or Patient Questionnaire responses are less than 100. N/A is shown where the base number of responses is less than 10 during the period. % is calculated as Quantity/Base number*100

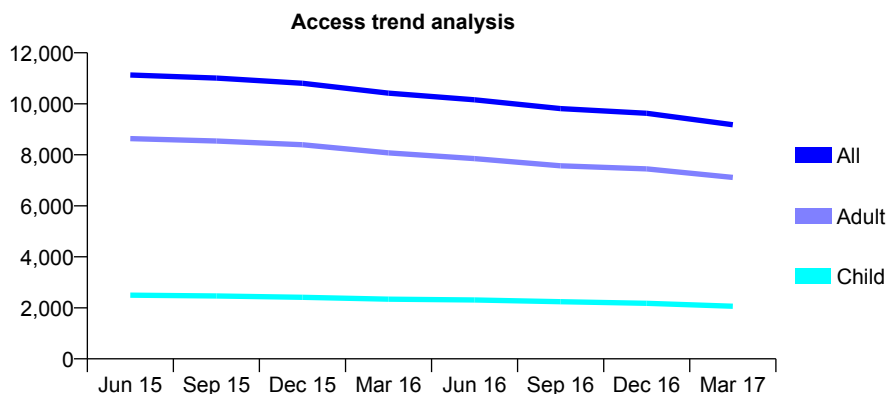
Q50 - Vital Signs At a Glance Contract Report for 101281/0147 - March 2017

Name or company name	OASIS DENTAL CARE LTD
Contract type name	GDS Contract
Purpose of contract	General
Contract start date	01/04/2006
Contract end date	

16/17 Contracted general activity (UDA)	37,658
Carry forward general activity (UDA)	0
16/17 Contracted orthodontic activity (UOA)	0
Carry forward orthodontic activity (UOA)	0
Baseline contract value	£1,052,340.75

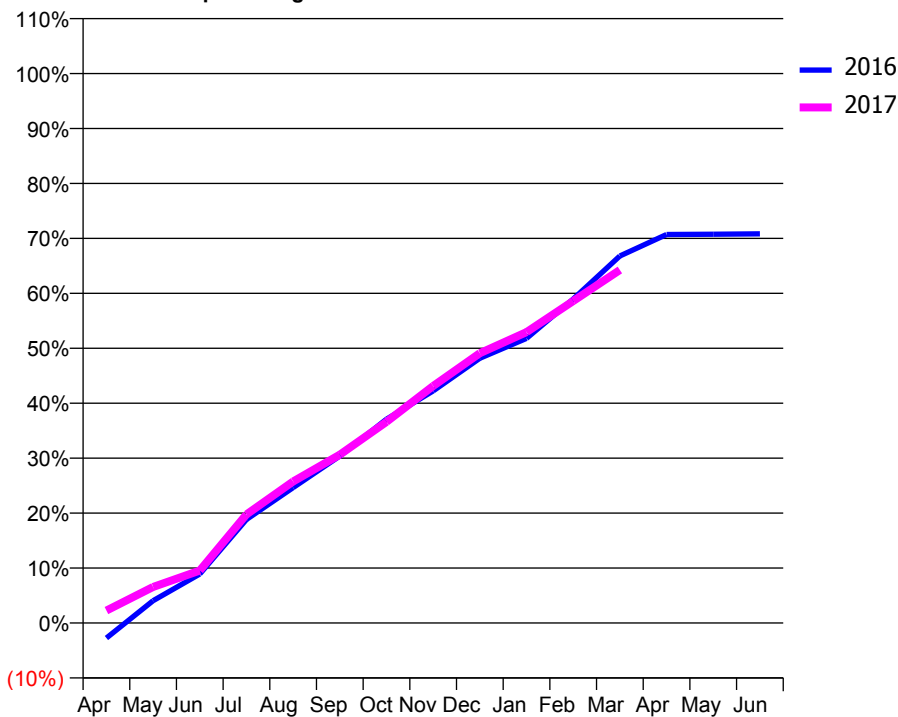
ACCESS*

Patients seen in 24 months	Total	Change since previous quarter
Quarter ending March 2016	10,417	
Quarter ending June 2016	10,156	↓
Quarter ending September 2016	9,811	↓
Quarter ending December 2016	9,628	↓
Quarter ending March 2017	9,177	↓
Variance since March 2016	(11.9%)	↓



ACTIVITY

Cumulative percentage of contracted UDA delivered 2016 & 2017



Month	Adjusted Scheduled Activity (UDA)	
	2016	2017
April	-1,036	859
May	1,527	2,473
June	3,356	3,592
July	7,097	7,439
August	9,276	9,703
September	11,444	11,538
October	13,971	13,789
November	15,908	16,240
December	18,148	18,489
January	19,502	19,935
February	22,201	22,063
March	25,158	24,193
April	26,621	
May	26,644	
June	26,669	

QUALITY

	Quantity	Base Number	Contract	AT	Region	England
% of FP17s for the same patient ID Re-attending within 3 months - Children	343	3,207	10.7%	10.2%	13.3%	12.3%
% of FP17s for the same patient ID Re-attending within 3 months - Adults	1,462	10,222	14.3%	13.7%	17.3%	16.7%
% of FP17s for the same patient ID Re-attending between 3 & 9 months - Children	2,006	3,207	62.6%	63.0%	58.9%	57.6%
% of FP17s for the same patient ID Re-attending between 3 & 9 months - Adults	6,571	10,222	64.3%	54.4%	52.2%	50.1%
% of FP17s for Band 1 Urgent Courses	894	12,739	7.0%	7.3%	9.2%	9.1%
% of FP17s Relating to Free Repair or Replacements	99	12,739	0.8%	1.0%	1.0%	0.8%
% of FP17s Relating to Continuations	49	12,739	0.4%	1.3%	1.4%	1.2%
% of Patients satisfied with the dentistry they have received	15	16	93.8%	93.9%	93.1%	92.8%
% of Patients satisfied with the time they had to wait for an appointment	15	16	93.8%	90.0%	89.5%	88.7%

* This is based on patients treated on this contract for their most recent course of treatment. Figures in italics indicate the base number of FP17s or Patient Questionnaire responses are less than 100. N/A is shown where the base number of responses is less than 10 during the period. % is calculated as Quantity/Base number*100

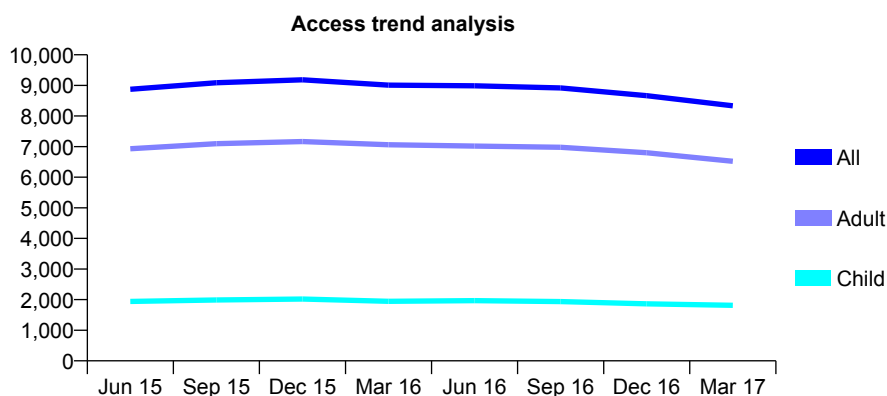
Q50 - Vital Signs At a Glance Contract Report for 101338/0049 - March 2017

Name or company name	Whitecross Dental Care Limited
Contract type name	GDS Contract
Purpose of contract	General
Contract start date	01/04/2007
Contract end date	

16/17 Contracted general activity (UDA)	30,272
Carry forward general activity (UDA)	0
16/17 Contracted orthodontic activity (UOA)	0
Carry forward orthodontic activity (UOA)	0
Baseline contract value	£729,643.05

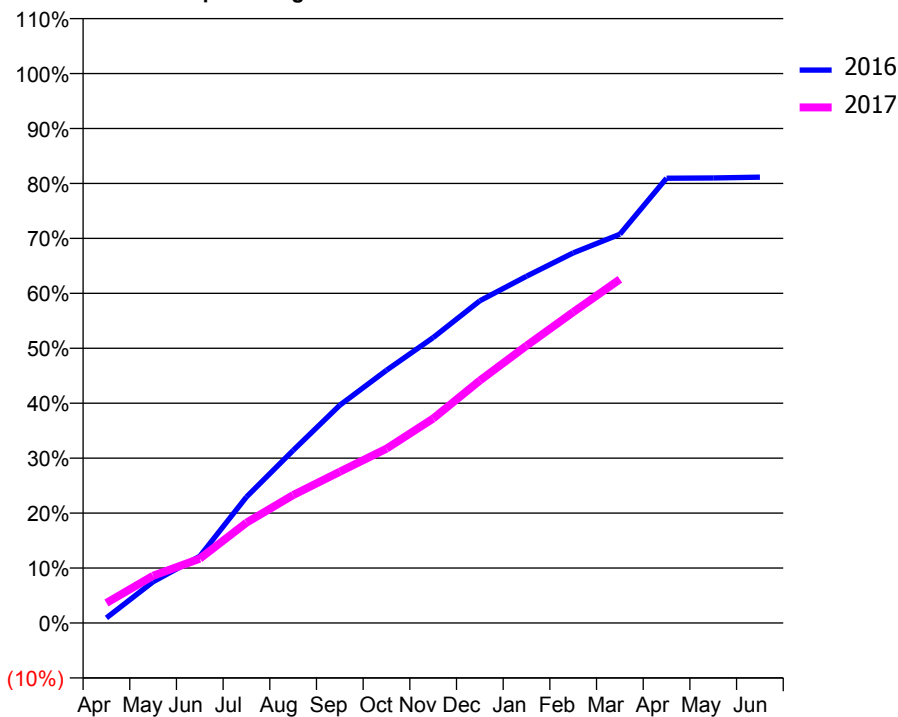
ACCESS*

Patients seen in 24 months	Total	Change since previous quarter
Quarter ending March 2016	9,008	
Quarter ending June 2016	8,988	→
Quarter ending September 2016	8,918	→
Quarter ending December 2016	8,664	↓
Quarter ending March 2017	8,333	↓
Variance since March 2016	(7.5%)	↓



ACTIVITY

Cumulative percentage of contracted UDA delivered 2016 & 2017



Month	Adjusted Scheduled Activity (UDA)	
	2016	2017
April	280	1,106
May	2,274	2,603
June	3,680	3,541
July	6,945	5,529
August	9,511	7,046
September	12,002	8,336
October	13,924	9,607
November	15,726	11,268
December	17,748	13,357
January	19,105	15,280
February	20,387	17,129
March	21,418	18,931
April	24,501	
May	24,518	
June	24,563	

QUALITY

	Quantity	Base Number	Contract	AT	Region	England
% of FP17s for the same patient ID Re-attending within 3 months - Children	161	2,169	7.4%	10.2%	13.3%	12.3%
% of FP17s for the same patient ID Re-attending within 3 months - Adults	1,221	7,931	15.4%	13.7%	17.3%	16.7%
% of FP17s for the same patient ID Re-attending between 3 & 9 months - Children	691	2,169	31.9%	63.0%	58.9%	57.6%
% of FP17s for the same patient ID Re-attending between 3 & 9 months - Adults	2,932	7,931	37.0%	54.4%	52.2%	50.1%
% of FP17s for Band 1 Urgent Courses	987	8,356	11.8%	7.3%	9.2%	9.1%
% of FP17s Relating to Free Repair or Replacements	67	8,356	0.8%	1.0%	1.0%	0.8%
% of FP17s Relating to Continuations	234	8,356	2.8%	1.3%	1.4%	1.2%
% of Patients satisfied with the dentistry they have received	14	15	93.3%	93.9%	93.1%	92.8%
% of Patients satisfied with the time they had to wait for an appointment	13	15	86.7%	90.0%	89.5%	88.7%

* This is based on patients treated on this contract for their most recent course of treatment. Figures in italics indicate the base number of FP17s or Patient Questionnaire responses are less than 100. N/A is shown where the base number of responses is less than 10 during the period. % is calculated as Quantity/Base number*100

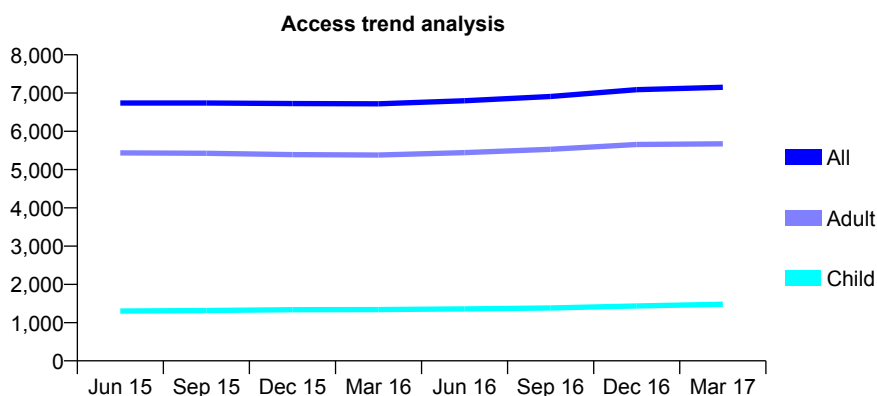
Q50 - Vital Signs At a Glance Contract Report for 101338/0124 - March 2017

Name or company name	Whitecross Dental Care Limited
Contract type name	GDS Contract
Purpose of contract	General
Contract start date	24/08/2010
Contract end date	

16/17 Contracted general activity (UDA)	24,000
Carry forward general activity (UDA)	0
16/17 Contracted orthodontic activity (UOA)	0
Carry forward orthodontic activity (UOA)	0
Baseline contract value	£644,897.30

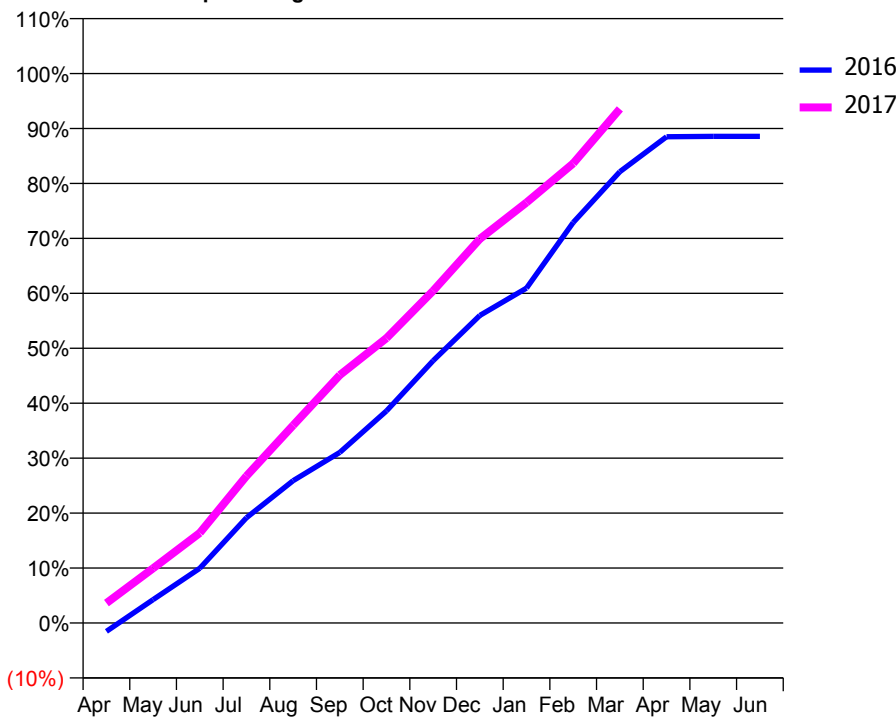
ACCESS*

Patients seen in 24 months	Total	Change since previous quarter
Quarter ending March 2016	6,720	
Quarter ending June 2016	6,800	→
Quarter ending September 2016	6,912	→
Quarter ending December 2016	7,089	↑
Quarter ending March 2017	7,152	→
Variance since March 2016	6.4%	↑



ACTIVITY

Cumulative percentage of contracted UDA delivered 2016 & 2017



Month	Adjusted Scheduled Activity (UDA)	
	2016	2017
April	-372	871
May	1,024	2,389
June	2,392	3,932
July	4,598	6,419
August	6,219	8,631
September	7,449	10,833
October	9,263	12,443
November	11,461	14,510
December	13,431	16,774
January	14,628	18,365
February	17,493	20,072
March	19,709	22,456
April	21,240	
May	21,253	
June	21,253	

QUALITY

	Quantity	Base Number	Contract	AT	Region	England
% of FP17s for the same patient ID Re-attending within 3 months - Children	144	2,392	6.0%	10.2%	13.3%	12.3%
% of FP17s for the same patient ID Re-attending within 3 months - Adults	1,103	8,286	13.3%	13.7%	17.3%	16.7%
% of FP17s for the same patient ID Re-attending between 3 & 9 months - Children	1,600	2,392	66.9%	63.0%	58.9%	57.6%
% of FP17s for the same patient ID Re-attending between 3 & 9 months - Adults	4,564	8,286	55.1%	54.4%	52.2%	50.1%
% of FP17s for Band 1 Urgent Courses	523	10,120	5.2%	7.3%	9.2%	9.1%
% of FP17s Relating to Free Repair or Replacements	82	10,120	0.8%	1.0%	1.0%	0.8%
% of FP17s Relating to Continuations	270	10,120	2.7%	1.3%	1.4%	1.2%
% of Patients satisfied with the dentistry they have received	24	26	92.3%	93.9%	93.1%	92.8%
% of Patients satisfied with the time they had to wait for an appointment	21	26	80.8%	90.0%	89.5%	88.7%

* This is based on patients treated on this contract for their most recent course of treatment. Figures in italics indicate the base number of FP17s or Patient Questionnaire responses are less than 100. N/A is shown where the base number of responses is less than 10 during the period. % is calculated as Quantity/Base number*100

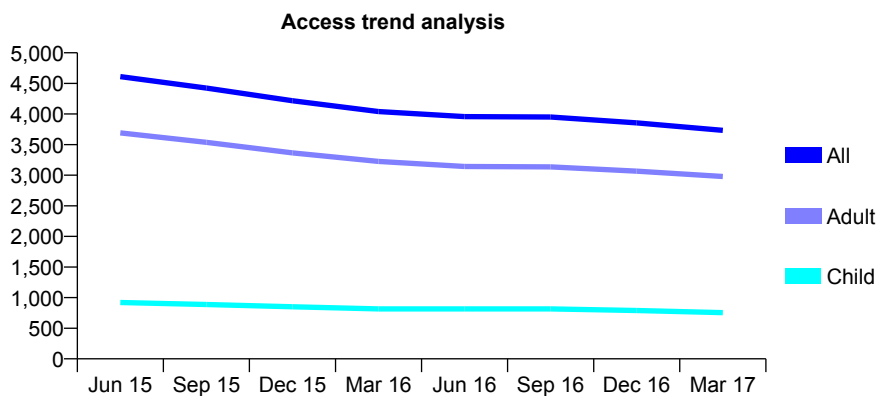
Q50 - Vital Signs At a Glance Contract Report for 101338/0130 - March 2017

Name or company name	Whitecross Dental Care Limited
Contract type name	GDS Contract
Purpose of contract	General
Contract start date	01/12/2010
Contract end date	

16/17 Contracted general activity (UDA)	16,319
Carry forward general activity (UDA)	0
16/17 Contracted orthodontic activity (UOA)	0
Carry forward orthodontic activity (UOA)	0
Baseline contract value	£359,349.45

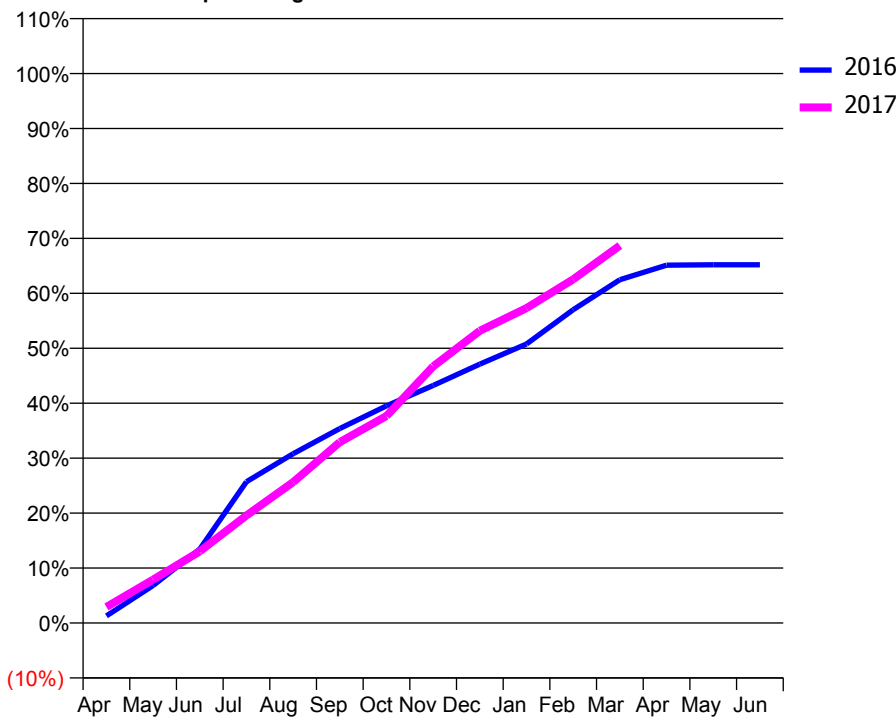
ACCESS*

Patients seen in 24 months	Total	Change since previous quarter
Quarter ending March 2016	4,041	
Quarter ending June 2016	3,958	↓
Quarter ending September 2016	3,952	→
Quarter ending December 2016	3,856	↓
Quarter ending March 2017	3,733	↓
Variance since March 2016	(7.6%)	↓



ACTIVITY

Cumulative percentage of contracted UDA delivered 2016 & 2017



Month	Adjusted Scheduled Activity (UDA)	
	2016	2017
April	238	478
May	1,251	1,289
June	2,467	2,129
July	4,709	3,194
August	5,645	4,184
September	6,483	5,373
October	7,239	6,147
November	7,918	7,623
December	8,630	8,678
January	9,302	9,353
February	10,442	10,208
March	11,445	11,208
April	11,931	
May	11,944	
June	11,944	

QUALITY

	Quantity	Base Number	Contract	AT	Region	England
% of FP17s for the same patient ID Re-attending within 3 months - Children	92	1,048	8.8%	10.2%	13.3%	12.3%
% of FP17s for the same patient ID Re-attending within 3 months - Adults	682	4,268	16.0%	13.7%	17.3%	16.7%
% of FP17s for the same patient ID Re-attending between 3 & 9 months - Children	434	1,048	41.4%	63.0%	58.9%	57.6%
% of FP17s for the same patient ID Re-attending between 3 & 9 months - Adults	1,965	4,268	46.0%	54.4%	52.2%	50.1%
% of FP17s for Band 1 Urgent Courses	421	5,109	8.2%	7.3%	9.2%	9.1%
% of FP17s Relating to Free Repair or Replacements	71	5,109	1.4%	1.0%	1.0%	0.8%
% of FP17s Relating to Continuations	144	5,109	2.8%	1.3%	1.4%	1.2%
% of Patients satisfied with the dentistry they have received	5	5	N/A	93.9%	93.1%	92.8%
% of Patients satisfied with the time they had to wait for an appointment	5	5	N/A	90.0%	89.5%	88.7%

* This is based on patients treated on this contract for their most recent course of treatment. Figures in italics indicate the base number of FP17s or Patient Questionnaire responses are less than 100. N/A is shown where the base number of responses is less than 10 during the period. % is calculated as Quantity/Base number*100

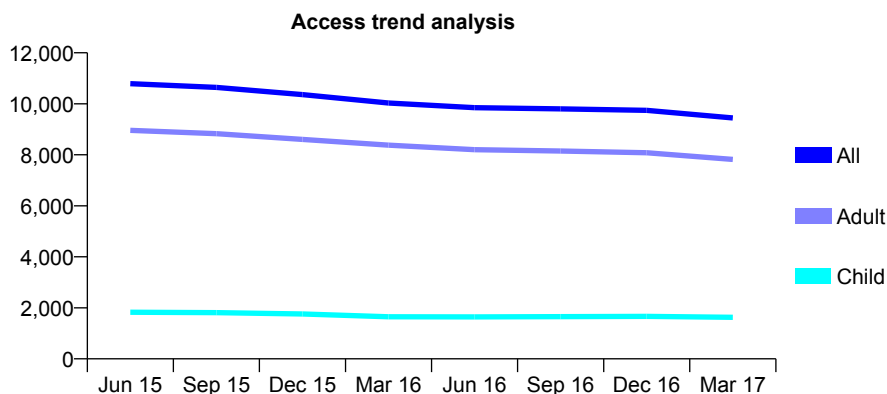
Q50 - Vital Signs At a Glance Contract Report for 101338/0135 - March 2017

Name or company name	Whitecross Dental Care Limited
Contract type name	GDS Contract
Purpose of contract	General
Contract start date	01/02/2012
Contract end date	

16/17 Contracted general activity (UDA)	33,200
Carry forward general activity (UDA)	0
16/17 Contracted orthodontic activity (UOA)	0
Carry forward orthodontic activity (UOA)	0
Baseline contract value	£870,372.52

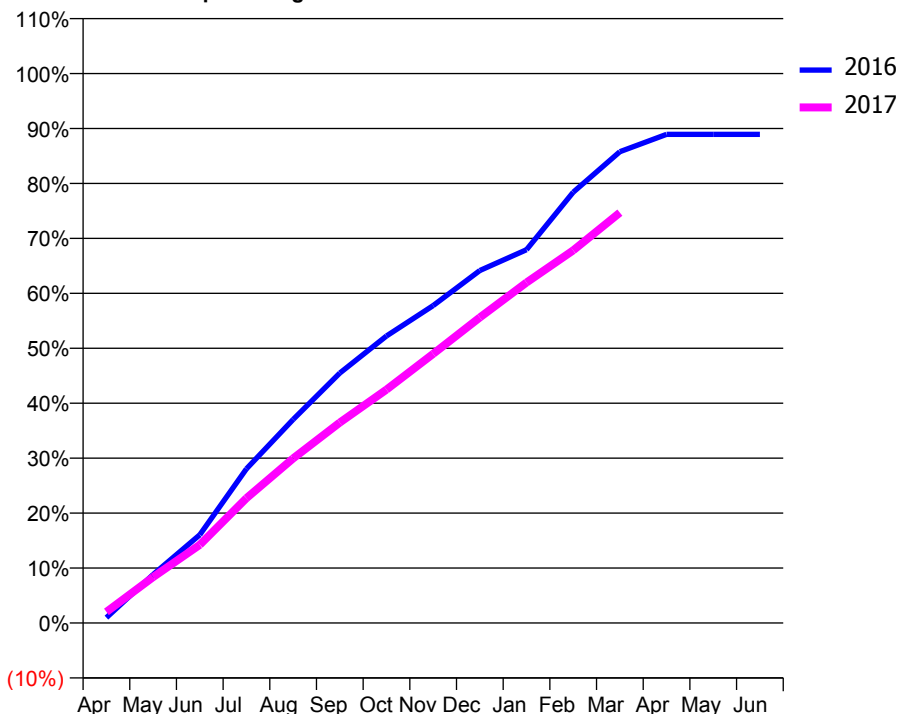
ACCESS*

Patients seen in 24 months	Total	Change since previous quarter
Quarter ending March 2016	10,030	
Quarter ending June 2016	9,847	↓
Quarter ending September 2016	9,802	→
Quarter ending December 2016	9,743	→
Quarter ending March 2017	9,445	↓
Variance since March 2016	(5.8%)	↓



ACTIVITY

Cumulative percentage of contracted UDA delivered 2016 & 2017



Adjusted Scheduled Activity (UDA)

Month	2016	2017
April	285	674
May	2,557	2,772
June	4,654	4,724
July	8,141	7,549
August	10,741	9,949
September	13,190	12,115
October	15,149	14,106
November	16,753	16,262
December	18,603	18,466
January	19,699	20,570
February	22,734	22,515
March	24,870	24,797
April	25,792	
May	25,790	
June	25,790	

QUALITY

	Quantity	Base Number	Contract	AT	Region	England
% of FP17s for the same patient ID Re-attending within 3 months - Children	72	2,353	3.1%	10.2%	13.3%	12.3%
% of FP17s for the same patient ID Re-attending within 3 months - Adults	940	10,730	8.8%	13.7%	17.3%	16.7%
% of FP17s for the same patient ID Re-attending between 3 & 9 months - Children	1,363	2,353	57.9%	63.0%	58.9%	57.6%
% of FP17s for the same patient ID Re-attending between 3 & 9 months - Adults	5,510	10,730	51.4%	54.4%	52.2%	50.1%
% of FP17s for Band 1 Urgent Courses	332	12,639	2.6%	7.3%	9.2%	9.1%
% of FP17s Relating to Free Repair or Replacements	46	12,639	0.4%	1.0%	1.0%	0.8%
% of FP17s Relating to Continuations	220	12,639	1.7%	1.3%	1.4%	1.2%
% of Patients satisfied with the dentistry they have received	31	34	91.2%	93.9%	93.1%	92.8%
% of Patients satisfied with the time they had to wait for an appointment	24	34	70.6%	90.0%	89.5%	88.7%

* This is based on patients treated on this contract for their most recent course of treatment. Figures in italics indicate the base number of FP17s or Patient Questionnaire responses are less than 100. N/A is shown where the base number of responses is less than 10 during the period. % is calculated as Quantity/Base number*100

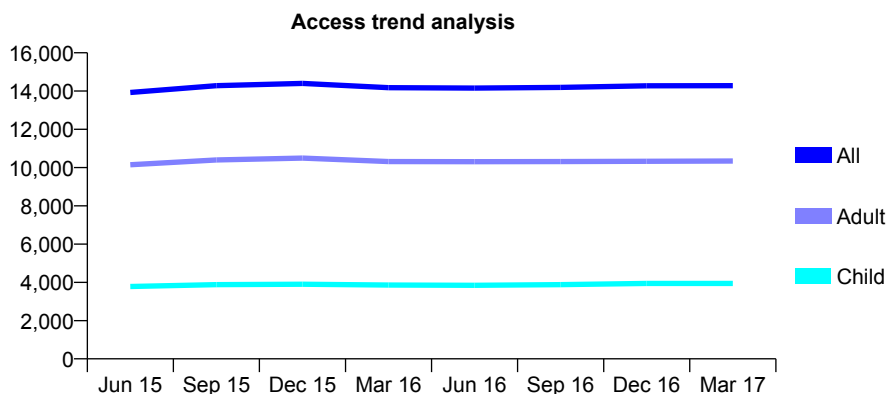
Q50 - Vital Signs At a Glance Contract Report for 101338/0136 - March 2017

Name or company name	Whitecross Dental Care Limited
Contract type name	GDS Contract
Purpose of contract	General
Contract start date	01/06/2012
Contract end date	

16/17 Contracted general activity (UDA)	34,166
Carry forward general activity (UDA)	752
16/17 Contracted orthodontic activity (UOA)	0
Carry forward orthodontic activity (UOA)	0
Baseline contract value	£911,252.78

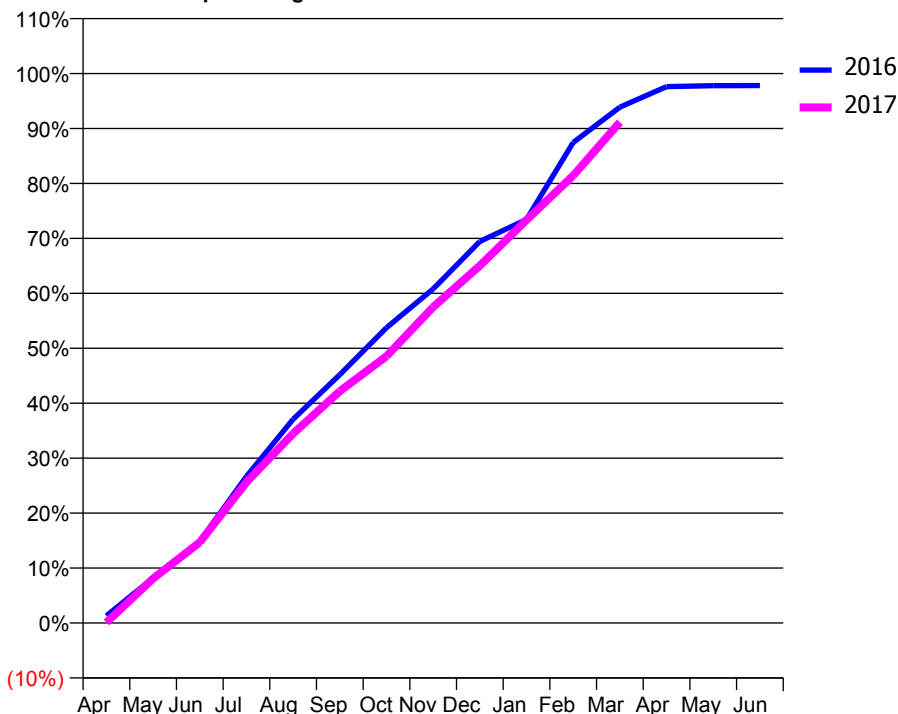
ACCESS*

Patients seen in 24 months	Total	Change since previous quarter
Quarter ending March 2016	14,174	
Quarter ending June 2016	14,155	→
Quarter ending September 2016	14,193	→
Quarter ending December 2016	14,273	→
Quarter ending March 2017	14,282	→
Variance since March 2016	0.8%	→



ACTIVITY

Cumulative percentage of contracted UDA delivered 2016 & 2017



Month	Adjusted Scheduled Activity (UDA)	
	2016	2017
April	455	38
May	2,805	2,764
June	5,088	5,024
July	9,120	8,759
August	12,669	11,780
September	15,443	14,417
October	18,356	16,588
November	20,772	19,648
December	23,728	22,219
January	25,096	25,062
February	29,878	27,821
March	32,074	31,139
April	33,350	
May	33,412	
June	33,414	

QUALITY

	Quantity	Base Number	Contract	AT	Region	England
% of FP17s for the same patient ID Re-attending within 3 months - Children	367	5,654	6.5%	10.2%	13.3%	12.3%
% of FP17s for the same patient ID Re-attending within 3 months - Adults	1,353	12,590	10.7%	13.7%	17.3%	16.7%
% of FP17s for the same patient ID Re-attending between 3 & 9 months - Children	3,378	5,654	59.7%	63.0%	58.9%	57.6%
% of FP17s for the same patient ID Re-attending between 3 & 9 months - Adults	6,375	12,590	50.6%	54.4%	52.2%	50.1%
% of FP17s for Band 1 Urgent Courses	1,494	17,502	8.5%	7.3%	9.2%	9.1%
% of FP17s Relating to Free Repair or Replacements	154	17,502	0.9%	1.0%	1.0%	0.8%
% of FP17s Relating to Continuations	174	17,502	1.0%	1.3%	1.4%	1.2%
% of Patients satisfied with the dentistry they have received	25	27	92.6%	93.9%	93.1%	92.8%
% of Patients satisfied with the time they had to wait for an appointment	21	27	77.8%	90.0%	89.5%	88.7%

* This is based on patients treated on this contract for their most recent course of treatment. Figures in italics indicate the base number of FP17s or Patient Questionnaire responses are less than 100. N/A is shown where the base number of responses is less than 10 during the period. % is calculated as Quantity/Base number*100

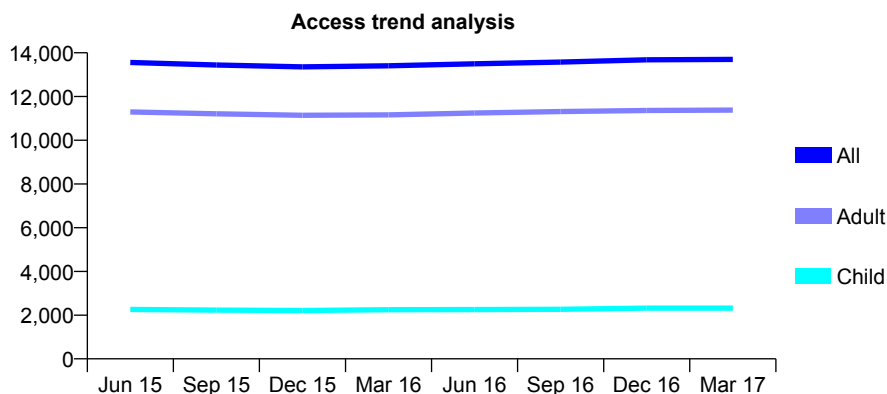
Q50 - Vital Signs At a Glance Contract Report for 101370/0090 - March 2017

Name or company name	Petrie Tucker and Partners Ltd
Contract type name	GDS Contract
Purpose of contract	General
Contract start date	01/04/2007
Contract end date	

16/17 Contracted general activity (UDA)	41,727
Carry forward general activity (UDA)	0
16/17 Contracted orthodontic activity (UOA)	0
Carry forward orthodontic activity (UOA)	0
Baseline contract value	£1,192,922.85

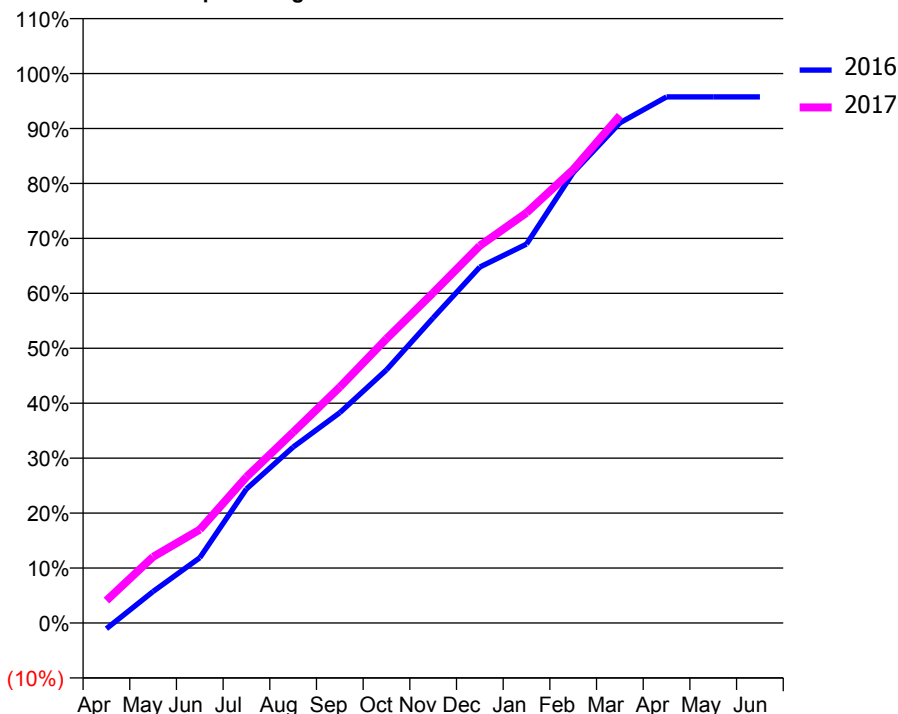
ACCESS*

Patients seen in 24 months	Total	Change since previous quarter
Quarter ending March 2016	13,404	
Quarter ending June 2016	13,498	→
Quarter ending September 2016	13,576	→
Quarter ending December 2016	13,682	→
Quarter ending March 2017	13,700	→
Variance since March 2016	2.2%	↑



ACTIVITY

Cumulative percentage of contracted UDA delivered 2016 & 2017



Month	Adjusted Scheduled Activity (UDA)	
	2016	2017
April	-436	1,710
May	2,398	5,026
June	4,956	7,091
July	10,182	11,095
August	13,361	14,487
September	15,977	17,913
October	19,224	21,588
November	23,171	25,074
December	27,033	28,650
January	28,773	31,150
February	34,201	34,434
March	37,978	38,535
April	39,956	
May	39,953	
June	39,953	

QUALITY

	Quantity	Base Number	Contract	AT	Region	England
% of FP17s for the same patient ID Re-attending within 3 months - Children	191	3,715	5.1%	10.2%	13.3%	12.3%
% of FP17s for the same patient ID Re-attending within 3 months - Adults	1,816	17,073	10.6%	13.7%	17.3%	16.7%
% of FP17s for the same patient ID Re-attending between 3 & 9 months - Children	2,334	3,715	62.8%	63.0%	58.9%	57.6%
% of FP17s for the same patient ID Re-attending between 3 & 9 months - Adults	10,431	17,073	61.1%	54.4%	52.2%	50.1%
% of FP17s for Band 1 Urgent Courses	868	19,954	4.4%	7.3%	9.2%	9.1%
% of FP17s Relating to Free Repair or Replacements	116	19,954	0.6%	1.0%	1.0%	0.8%
% of FP17s Relating to Continuations	298	19,954	1.5%	1.3%	1.4%	1.2%
% of Patients satisfied with the dentistry they have received	37	38	97.4%	93.9%	93.1%	92.8%
% of Patients satisfied with the time they had to wait for an appointment	38	38	100.0%	90.0%	89.5%	88.7%

* This is based on patients treated on this contract for their most recent course of treatment. Figures in italics indicate the base number of FP17s or Patient Questionnaire responses are less than 100. N/A is shown where the base number of responses is less than 10 during the period. % is calculated as Quantity/Base number*100

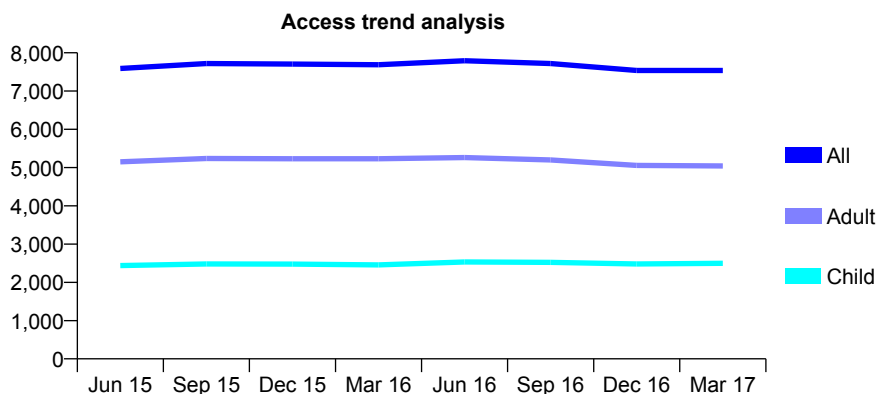
Q50 - Vital Signs At a Glance Contract Report for 101435/0063 - March 2017

Name or company name	IDH Limited
Contract type name	GDS Contract
Purpose of contract	General
Contract start date	01/06/2007
Contract end date	

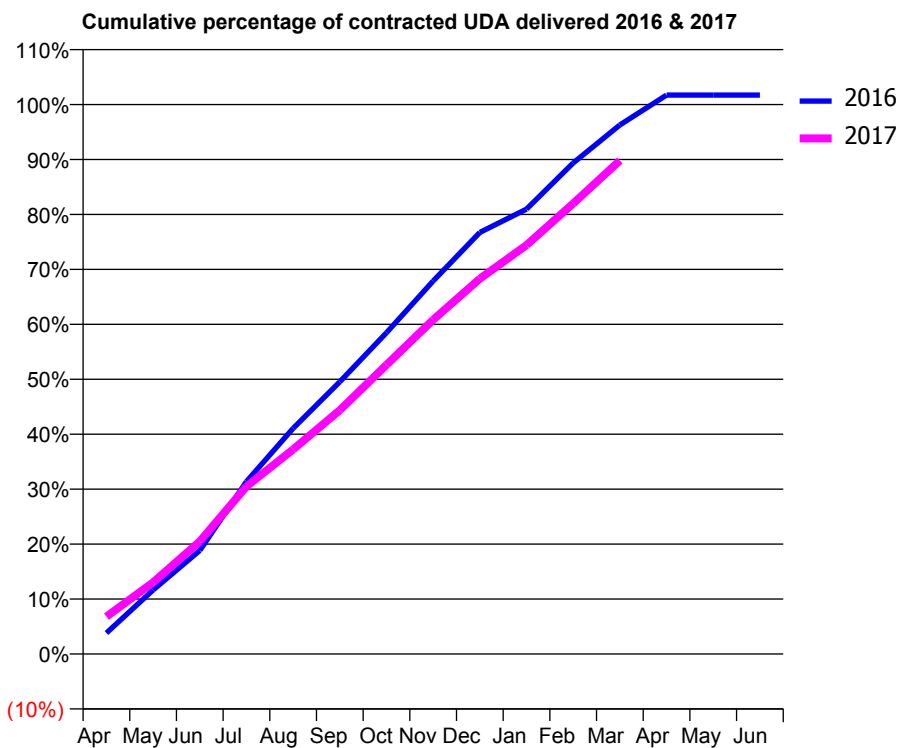
16/17 Contracted general activity (UDA)	23,500
Carry forward general activity (UDA)	-402
16/17 Contracted orthodontic activity (UOA)	0
Carry forward orthodontic activity (UOA)	0
Baseline contract value	£601,080.70

ACCESS*

Patients seen in 24 months	Total	Change since previous quarter
Quarter ending March 2016	7,689	
Quarter ending June 2016	7,792	→
Quarter ending September 2016	7,721	→
Quarter ending December 2016	7,537	↓
Quarter ending March 2017	7,539	→
Variance since March 2016	(2.0%)	↓



ACTIVITY



Month	Adjusted Scheduled Activity (UDA)	
	2016	2017
April	897	1,600
May	2,738	3,067
June	4,426	4,816
July	7,375	7,168
August	9,653	8,753
September	11,640	10,425
October	13,743	12,367
November	15,952	14,291
December	18,027	16,050
January	19,028	17,489
February	21,001	19,268
March	22,627	21,104
April	23,902	
May	23,902	
June	23,902	

QUALITY

	Quantity	Base Number	Contract	AT	Region	England
% of FP17s for the same patient ID Re-attending within 3 months - Children	191	3,332	5.7%	10.2%	13.3%	12.3%
% of FP17s for the same patient ID Re-attending within 3 months - Adults	613	5,828	10.5%	13.7%	17.3%	16.7%
% of FP17s for the same patient ID Re-attending between 3 & 9 months - Children	1,779	3,332	53.4%	63.0%	58.9%	57.6%
% of FP17s for the same patient ID Re-attending between 3 & 9 months - Adults	2,842	5,828	48.8%	54.4%	52.2%	50.1%
% of FP17s for Band 1 Urgent Courses	563	8,599	6.5%	7.3%	9.2%	9.1%
% of FP17s Relating to Free Repair or Replacements	1	8,599	0.0%	1.0%	1.0%	0.8%
% of FP17s Relating to Continuations	122	8,599	1.4%	1.3%	1.4%	1.2%
% of Patients satisfied with the dentistry they have received	13	16	81.3%	93.9%	93.1%	92.8%
% of Patients satisfied with the time they had to wait for an appointment	14	16	87.5%	90.0%	89.5%	88.7%

* This is based on patients treated on this contract for their most recent course of treatment. Figures in italics indicate the base number of FP17s or Patient Questionnaire responses are less than 100. N/A is shown where the base number of responses is less than 10 during the period. % is calculated as Quantity/Base number*100

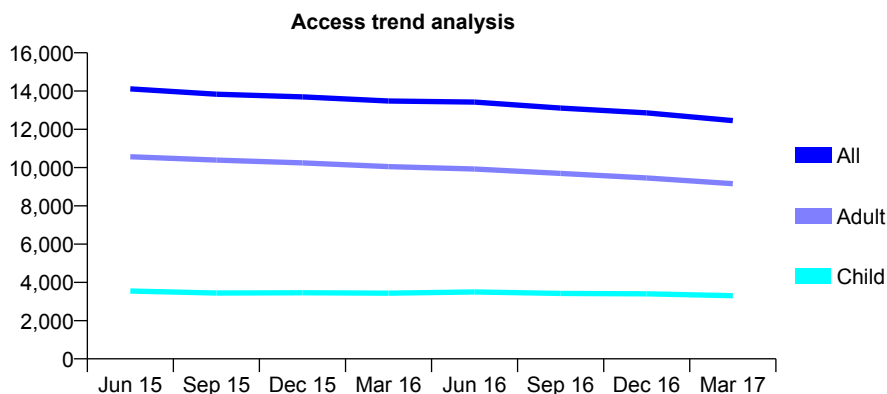
Q50 - Vital Signs At a Glance Contract Report for 101435/0071 - March 2017

Name or company name	IDH Limited
Contract type name	GDS Contract
Purpose of contract	General
Contract start date	01/01/2008
Contract end date	

16/17 Contracted general activity (UDA)	37,500
Carry forward general activity (UDA)	0
16/17 Contracted orthodontic activity (UOA)	0
Carry forward orthodontic activity (UOA)	0
Baseline contract value	£886,365.33

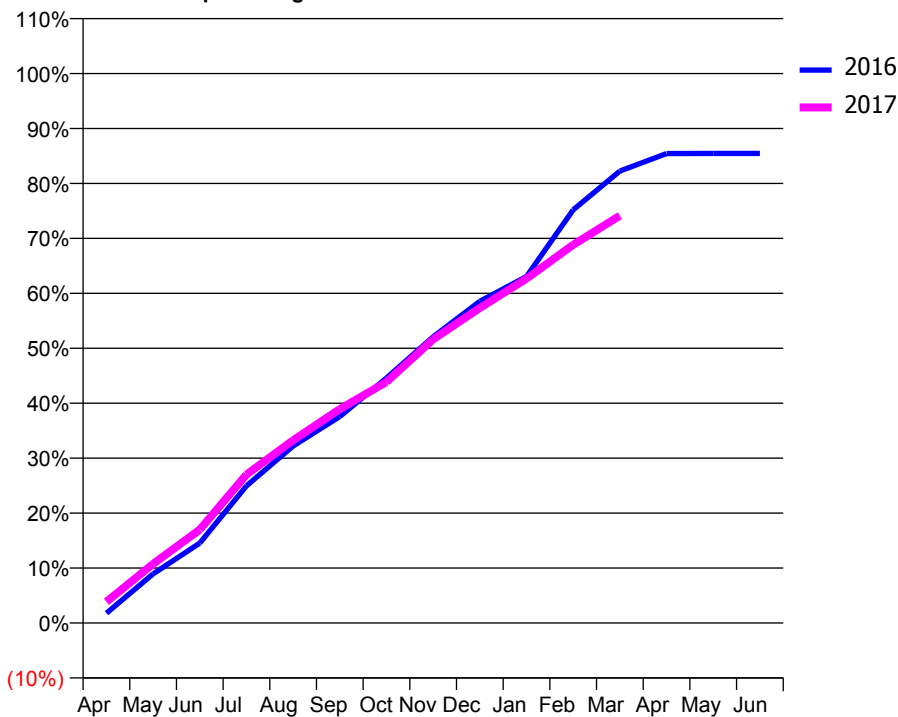
ACCESS*

Patients seen in 24 months	Total	Change since previous quarter
Quarter ending March 2016	13,481	
Quarter ending June 2016	13,423	→
Quarter ending September 2016	13,112	↓
Quarter ending December 2016	12,856	↓
Quarter ending March 2017	12,455	↓
Variance since March 2016	(7.6%)	↓



ACTIVITY

Cumulative percentage of contracted UDA delivered 2016 & 2017



Month	Adjusted Scheduled Activity (UDA)	
	2016	2017
April	686	1,452
May	3,445	4,034
June	5,606	6,372
July	9,626	10,135
August	12,421	12,475
September	14,492	14,599
October	17,195	16,447
November	20,081	19,364
December	22,569	21,502
January	24,315	23,505
February	28,994	25,809
March	31,716	27,798
April	32,935	
May	32,945	
June	32,945	

QUALITY

	Quantity	Base Number	Contract	AT	Region	England
% of FP17s for the same patient ID Re-attending within 3 months - Children	294	4,302	6.8%	10.2%	13.3%	12.3%
% of FP17s for the same patient ID Re-attending within 3 months - Adults	1,439	10,504	13.7%	13.7%	17.3%	16.7%
% of FP17s for the same patient ID Re-attending between 3 & 9 months - Children	2,192	4,302	51.0%	63.0%	58.9%	57.6%
% of FP17s for the same patient ID Re-attending between 3 & 9 months - Adults	5,090	10,504	48.5%	54.4%	52.2%	50.1%
% of FP17s for Band 1 Urgent Courses	1,060	14,184	7.5%	7.3%	9.2%	9.1%
% of FP17s Relating to Free Repair or Replacements	50	14,184	0.4%	1.0%	1.0%	0.8%
% of FP17s Relating to Continuations	245	14,184	1.7%	1.3%	1.4%	1.2%
% of Patients satisfied with the dentistry they have received	18	20	90.0%	93.9%	93.1%	92.8%
% of Patients satisfied with the time they had to wait for an appointment	17	20	85.0%	90.0%	89.5%	88.7%

* This is based on patients treated on this contract for their most recent course of treatment. Figures in italics indicate the base number of FP17s or Patient Questionnaire responses are less than 100. N/A is shown where the base number of responses is less than 10 during the period. % is calculated as Quantity/Base number*100

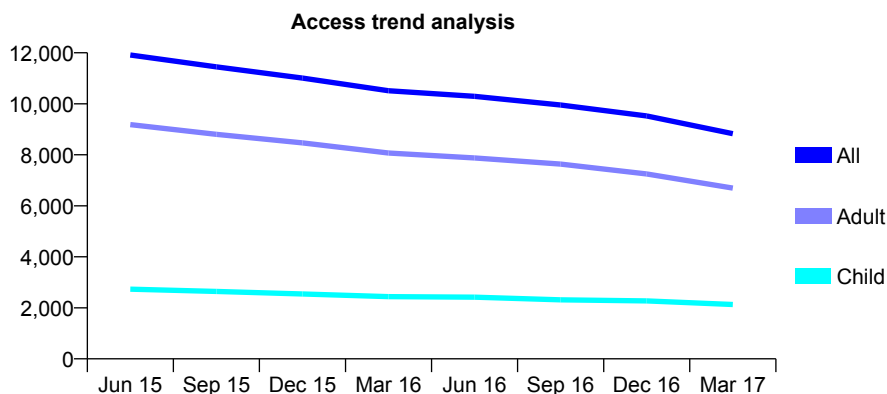
Q50 - Vital Signs At a Glance Contract Report for 101435/0072 - March 2017

Name or company name	IDH Limited
Contract type name	GDS Contract
Purpose of contract	General
Contract start date	01/12/2007
Contract end date	

16/17 Contracted general activity (UDA)	37,873
Carry forward general activity (UDA)	0
16/17 Contracted orthodontic activity (UOA)	0
Carry forward orthodontic activity (UOA)	0
Baseline contract value	£997,975.85

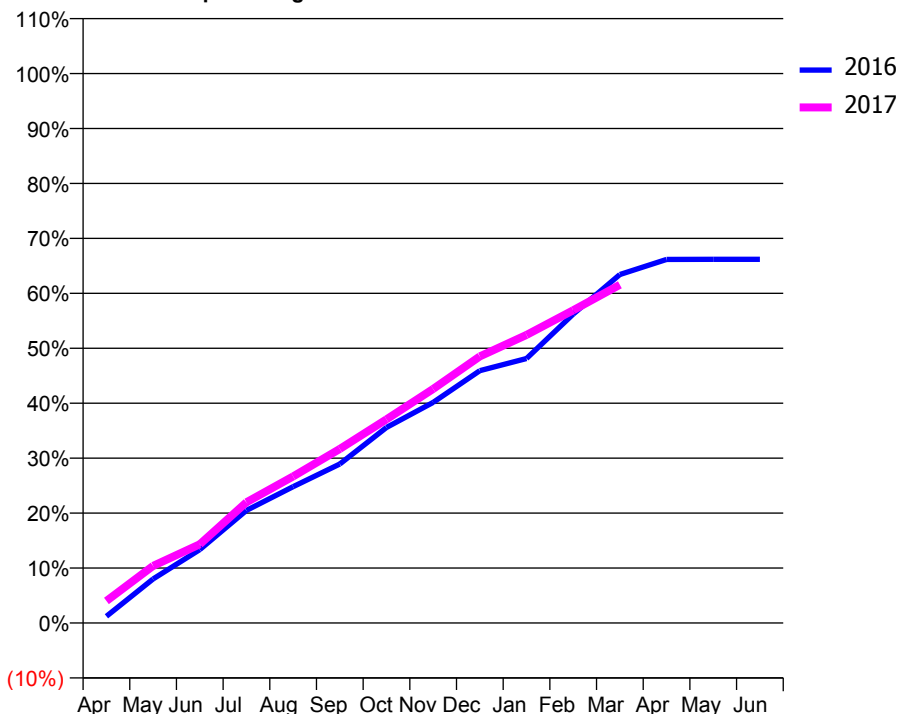
ACCESS*

Patients seen in 24 months	Total	Change since previous quarter
Quarter ending March 2016	10,512	
Quarter ending June 2016	10,293	↓
Quarter ending September 2016	9,951	↓
Quarter ending December 2016	9,525	↓
Quarter ending March 2017	8,827	↓
Variance since March 2016	(16.0%)	↓



ACTIVITY

Cumulative percentage of contracted UDA delivered 2016 & 2017



Month	Adjusted Scheduled Activity (UDA)	
	2016	2017
April	461	1,523
May	3,034	3,937
June	5,063	5,431
July	7,765	8,318
August	9,402	10,107
September	10,963	12,002
October	13,482	14,035
November	15,203	16,134
December	17,389	18,380
January	18,226	19,858
February	21,287	21,558
March	24,018	23,316
April	25,063	
May	25,065	
June	25,065	

QUALITY

	Quantity	Base Number	Contract	AT	Region	England
% of FP17s for the same patient ID Re-attending within 3 months - Children	189	2,610	7.2%	10.2%	13.3%	12.3%
% of FP17s for the same patient ID Re-attending within 3 months - Adults	968	7,849	12.3%	13.7%	17.3%	16.7%
% of FP17s for the same patient ID Re-attending between 3 & 9 months - Children	1,235	2,610	47.3%	63.0%	58.9%	57.6%
% of FP17s for the same patient ID Re-attending between 3 & 9 months - Adults	3,927	7,849	50.0%	54.4%	52.2%	50.1%
% of FP17s for Band 1 Urgent Courses	848	9,973	8.5%	7.3%	9.2%	9.1%
% of FP17s Relating to Free Repair or Replacements	96	9,973	1.0%	1.0%	1.0%	0.8%
% of FP17s Relating to Continuations	148	9,973	1.5%	1.3%	1.4%	1.2%
% of Patients satisfied with the dentistry they have received	16	17	94.1%	93.9%	93.1%	92.8%
% of Patients satisfied with the time they had to wait for an appointment	13	17	76.5%	90.0%	89.5%	88.7%

* This is based on patients treated on this contract for their most recent course of treatment. Figures in italics indicate the base number of FP17s or Patient Questionnaire responses are less than 100. N/A is shown where the base number of responses is less than 10 during the period. % is calculated as Quantity/Base number*100

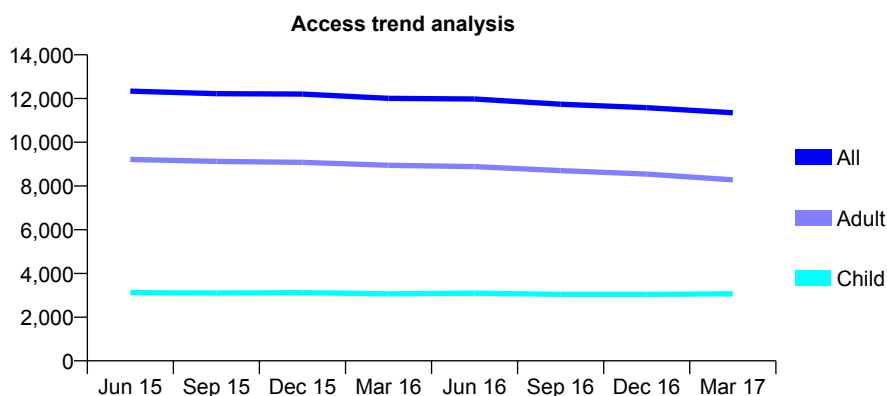
Q50 - Vital Signs At a Glance Contract Report for 101435/0073 - March 2017

Name or company name	IDH Limited
Contract type name	GDS Contract
Purpose of contract	General
Contract start date	01/12/2007
Contract end date	

16/17 Contracted general activity (UDA)	36,000
Carry forward general activity (UDA)	0
16/17 Contracted orthodontic activity (UOA)	0
Carry forward orthodontic activity (UOA)	0
Baseline contract value	£704,985.19

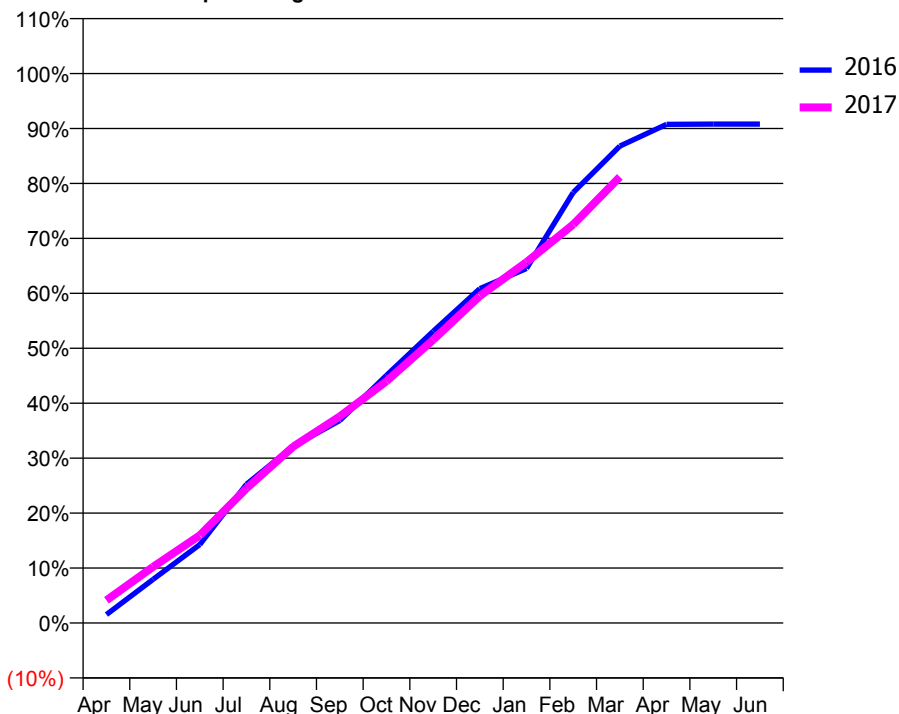
ACCESS*

Patients seen in 24 months	Total	Change since previous quarter
Quarter ending March 2016	12,011	
Quarter ending June 2016	11,980	→
Quarter ending September 2016	11,740	↓
Quarter ending December 2016	11,584	↓
Quarter ending March 2017	11,351	↓
Variance since March 2016	(5.5%)	↓



ACTIVITY

Cumulative percentage of contracted UDA delivered 2016 & 2017



Month	Adjusted Scheduled Activity (UDA)	
	2016	2017
April	554	1,491
May	2,857	3,684
June	5,143	5,748
July	9,091	8,817
August	11,576	11,551
September	13,261	13,538
October	16,228	15,840
November	19,111	18,551
December	21,903	21,422
January	23,229	23,641
February	28,201	26,104
March	31,241	29,229
April	32,665	
May	32,682	
June	32,683	

QUALITY

	Quantity	Base Number	Contract	AT	Region	England
% of FP17s for the same patient ID Re-attending within 3 months - Children	286	4,437	6.4%	10.2%	13.3%	12.3%
% of FP17s for the same patient ID Re-attending within 3 months - Adults	1,288	9,886	13.0%	13.7%	17.3%	16.7%
% of FP17s for the same patient ID Re-attending between 3 & 9 months - Children	2,673	4,437	60.2%	63.0%	58.9%	57.6%
% of FP17s for the same patient ID Re-attending between 3 & 9 months - Adults	4,194	9,886	42.4%	54.4%	52.2%	50.1%
% of FP17s for Band 1 Urgent Courses	998	13,886	7.2%	7.3%	9.2%	9.1%
% of FP17s Relating to Free Repair or Replacements	92	13,886	0.7%	1.0%	1.0%	0.8%
% of FP17s Relating to Continuations	235	13,886	1.7%	1.3%	1.4%	1.2%
% of Patients satisfied with the dentistry they have received	16	21	76.2%	93.9%	93.1%	92.8%
% of Patients satisfied with the time they had to wait for an appointment	18	21	85.7%	90.0%	89.5%	88.7%

* This is based on patients treated on this contract for their most recent course of treatment. Figures in italics indicate the base number of FP17s or Patient Questionnaire responses are less than 100. N/A is shown where the base number of responses is less than 10 during the period. % is calculated as Quantity/Base number*100

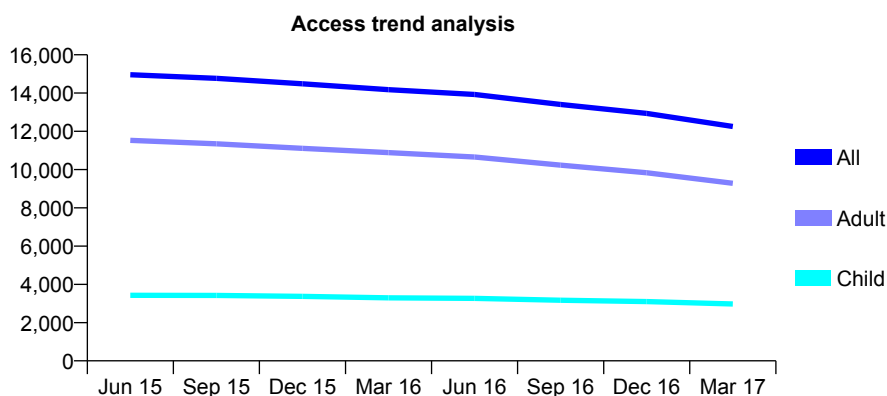
Q50 - Vital Signs At a Glance Contract Report for 101435/0074 - March 2017

Name or company name	IDH Limited
Contract type name	GDS Contract
Purpose of contract	General
Contract start date	01/12/2007
Contract end date	

16/17 Contracted general activity (UDA)	39,000
Carry forward general activity (UDA)	0
16/17 Contracted orthodontic activity (UOA)	0
Carry forward orthodontic activity (UOA)	0
Baseline contract value	£773,649.08

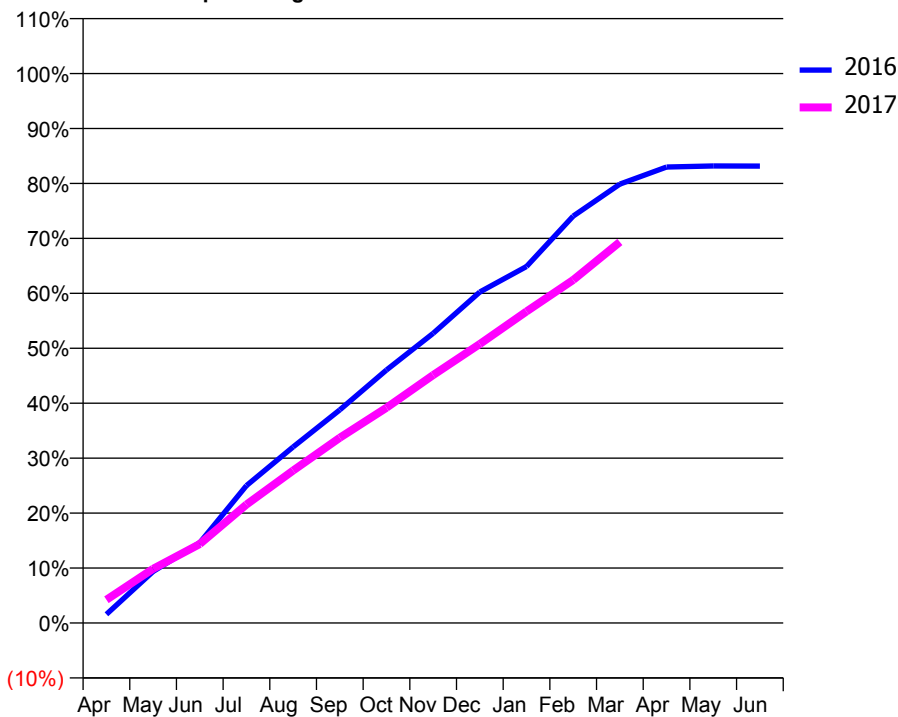
ACCESS*

Patients seen in 24 months	Total	Change since previous quarter
Quarter ending March 2016	14,179	
Quarter ending June 2016	13,923	↓
Quarter ending September 2016	13,402	↓
Quarter ending December 2016	12,934	↓
Quarter ending March 2017	12,256	↓
Variance since March 2016	(13.6%)	↓



ACTIVITY

Cumulative percentage of contracted UDA delivered 2016 & 2017



Month	Adjusted Scheduled Activity (UDA)	
	2016	2017
April	617	1,647
May	3,659	3,843
June	5,704	5,607
July	9,749	8,409
August	12,502	10,823
September	15,126	13,151
October	17,960	15,280
November	20,563	17,600
December	23,492	19,807
January	25,301	22,110
February	28,881	24,342
March	31,150	27,045
April	32,361	
May	32,436	
June	32,432	

QUALITY

	Quantity	Base Number	Contract	AT	Region	England
% of FP17s for the same patient ID Re-attending within 3 months - Children	185	3,367	5.5%	10.2%	13.3%	12.3%
% of FP17s for the same patient ID Re-attending within 3 months - Adults	1,068	10,273	10.4%	13.7%	17.3%	16.7%
% of FP17s for the same patient ID Re-attending between 3 & 9 months - Children	1,528	3,367	45.4%	63.0%	58.9%	57.6%
% of FP17s for the same patient ID Re-attending between 3 & 9 months - Adults	4,951	10,273	48.2%	54.4%	52.2%	50.1%
% of FP17s for Band 1 Urgent Courses	841	12,937	6.5%	7.3%	9.2%	9.1%
% of FP17s Relating to Free Repair or Replacements	104	12,937	0.8%	1.0%	1.0%	0.8%
% of FP17s Relating to Continuations	124	12,937	1.0%	1.3%	1.4%	1.2%
% of Patients satisfied with the dentistry they have received	25	28	89.3%	93.9%	93.1%	92.8%
% of Patients satisfied with the time they had to wait for an appointment	20	28	71.4%	90.0%	89.5%	88.7%

* This is based on patients treated on this contract for their most recent course of treatment. Figures in italics indicate the base number of FP17s or Patient Questionnaire responses are less than 100. N/A is shown where the base number of responses is less than 10 during the period. % is calculated as Quantity/Base number*100

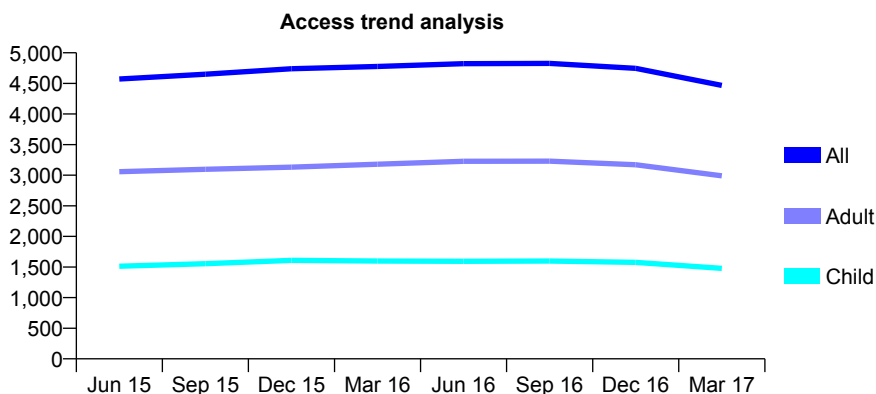
Q50 - Vital Signs At a Glance Contract Report for 101435/0123 - March 2017

Name or company name	IDH Limited
Contract type name	GDS Contract
Purpose of contract	General
Contract start date	20/07/2009
Contract end date	30/04/2017

16/17 Contracted general activity (UDA)	16,000
Carry forward general activity (UDA)	300
16/17 Contracted orthodontic activity (UOA)	0
Carry forward orthodontic activity (UOA)	0
Baseline contract value	£373,226.66

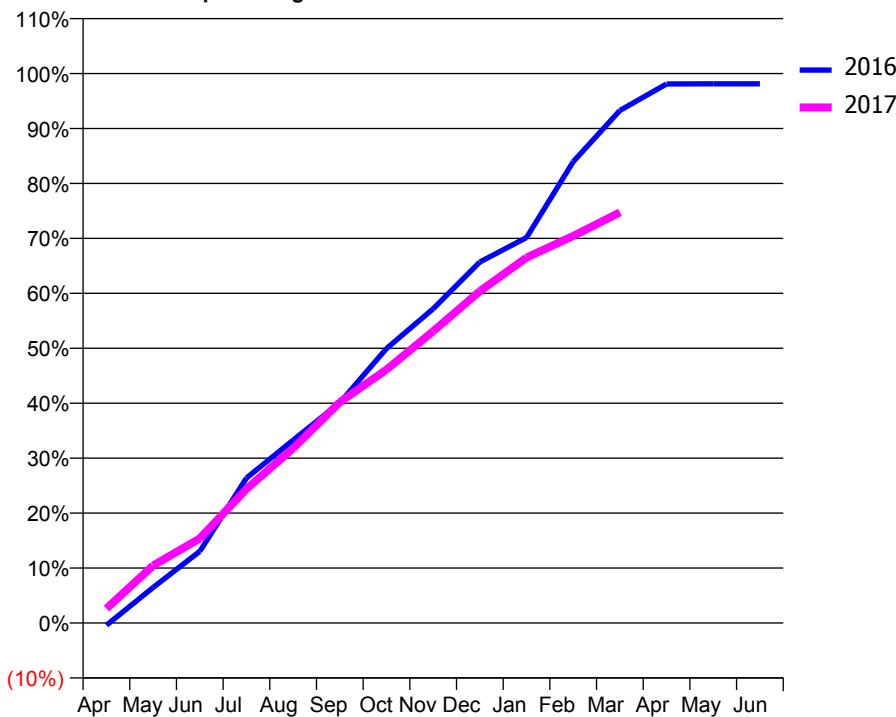
ACCESS*

Patients seen in 24 months	Total	Change since previous quarter
Quarter ending March 2016	4,777	
Quarter ending June 2016	4,822	→
Quarter ending September 2016	4,827	→
Quarter ending December 2016	4,746	↓
Quarter ending March 2017	4,468	↓
Variance since March 2016	(6.5%)	↓



ACTIVITY

Cumulative percentage of contracted UDA delivered 2016 & 2017



Month	Adjusted Scheduled Activity (UDA)	
	2016	2017
April	-67	419
May	1,036	1,675
June	2,087	2,463
July	4,221	3,906
August	5,326	5,087
September	6,417	6,432
October	7,992	7,378
November	9,149	8,497
December	10,513	9,664
January	11,224	10,640
February	13,434	11,271
March	14,922	11,955
April	15,697	
May	15,700	
June	15,700	

QUALITY

	Quantity	Base Number	Contract	AT	Region	England
% of FP17s for the same patient ID Re-attending within 3 months - Children	212	1,955	10.8%	10.2%	13.3%	12.3%
% of FP17s for the same patient ID Re-attending within 3 months - Adults	579	3,463	16.7%	13.7%	17.3%	16.7%
% of FP17s for the same patient ID Re-attending between 3 & 9 months - Children	1,185	1,955	60.6%	63.0%	58.9%	57.6%
% of FP17s for the same patient ID Re-attending between 3 & 9 months - Adults	1,617	3,463	46.7%	54.4%	52.2%	50.1%
% of FP17s for Band 1 Urgent Courses	672	5,175	13.0%	7.3%	9.2%	9.1%
% of FP17s Relating to Free Repair or Replacements	17	5,175	0.3%	1.0%	1.0%	0.8%
% of FP17s Relating to Continuations	109	5,175	2.1%	1.3%	1.4%	1.2%
% of Patients satisfied with the dentistry they have received	3	3	N/A	93.9%	93.1%	92.8%
% of Patients satisfied with the time they had to wait for an appointment	3	3	N/A	90.0%	89.5%	88.7%

* This is based on patients treated on this contract for their most recent course of treatment. Figures in italics indicate the base number of FP17s or Patient Questionnaire responses are less than 100. N/A is shown where the base number of responses is less than 10 during the period. % is calculated as Quantity/Base number*100

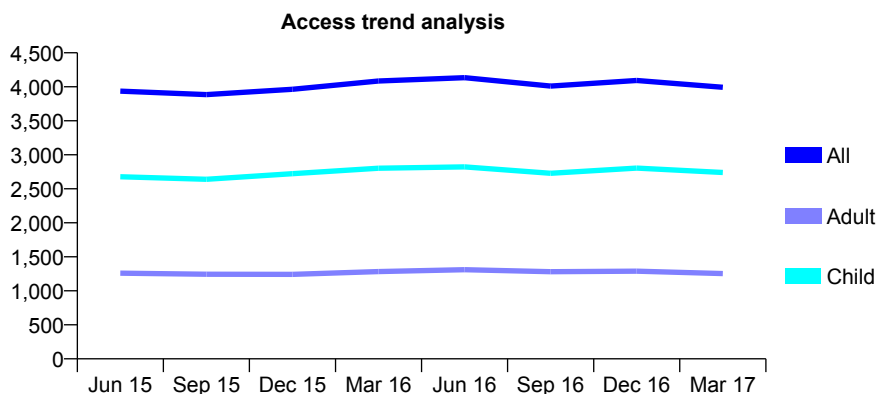
Q50 - Vital Signs At a Glance Contract Report for 102490/0003 - March 2017

Name or company name	Ashby Dental Clinic (CDS Unit)
Contract type name	PDS Contract
Purpose of contract	General
Contract start date	26/09/2011
Contract end date	30/09/2018

16/17 Contracted general activity (UDA)	6,924
Carry forward general activity (UDA)	0
16/17 Contracted orthodontic activity (UOA)	0
Carry forward orthodontic activity (UOA)	0
Baseline contract value	£550,690.04

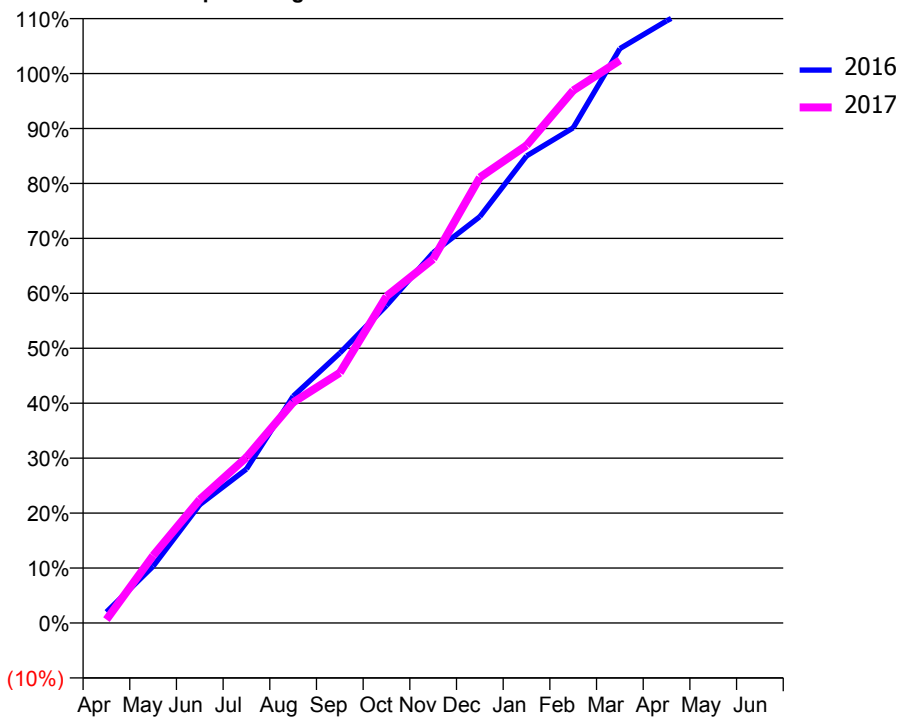
ACCESS*

Patients seen in 24 months	Total	Change since previous quarter
Quarter ending March 2016	4,086	
Quarter ending June 2016	4,134	→
Quarter ending September 2016	4,010	↓
Quarter ending December 2016	4,093	↑
Quarter ending March 2017	3,994	↓
Variance since March 2016	(2.3%)	↓



ACTIVITY

Cumulative percentage of contracted UDA delivered 2016 & 2017



Month	Adjusted Scheduled Activity (UDA)	
	2016	2017
April	139	43
May	715	849
June	1,492	1,557
July	1,940	2,088
August	2,857	2,780
September	3,401	3,153
October	3,999	4,118
November	4,667	4,587
December	5,121	5,614
January	5,886	6,018
February	6,240	6,711
March	7,238	7,090
April	7,587	
May	7,884	
June	7,890	

QUALITY

	Quantity	Base Number	Contract	AT	Region	England
% of FP17s for the same patient ID Re-attending within 3 months - Children	172	3,340	5.1%	10.2%	13.3%	12.3%
% of FP17s for the same patient ID Re-attending within 3 months - Adults	49	1,107	4.4%	13.7%	17.3%	16.7%
% of FP17s for the same patient ID Re-attending between 3 & 9 months - Children	1,434	3,340	42.9%	63.0%	58.9%	57.6%
% of FP17s for the same patient ID Re-attending between 3 & 9 months - Adults	293	1,107	26.5%	54.4%	52.2%	50.1%
% of FP17s for Band 1 Urgent Courses	82	4,004	2.0%	7.3%	9.2%	9.1%
% of FP17s Relating to Free Repair or Replacements	0	4,004	0.0%	1.0%	1.0%	0.8%
% of FP17s Relating to Continuations	4	4,004	0.1%	1.3%	1.4%	1.2%
% of Patients satisfied with the dentistry they have received	7	7	N/A	93.9%	93.1%	92.8%
% of Patients satisfied with the time they had to wait for an appointment	6	7	N/A	90.0%	89.5%	88.7%

* This is based on patients treated on this contract for their most recent course of treatment. Figures in italics indicate the base number of FP17s or Patient Questionnaire responses are less than 100. N/A is shown where the base number of responses is less than 10 during the period. % is calculated as Quantity/Base number*100

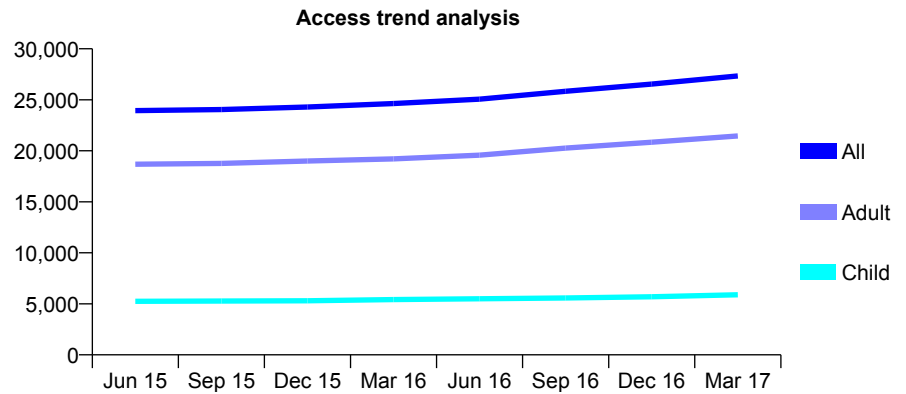
Q50 - Vital Signs At a Glance Contract Report for 104094/0001 - March 2017

Name or company name	543 Dental Centre Limited
Contract type name	GDS Contract
Purpose of contract	General
Contract start date	08/09/2008
Contract end date	

16/17 Contracted general activity (UDA)	79,925
Carry forward general activity (UDA)	434
16/17 Contracted orthodontic activity (UOA)	0
Carry forward orthodontic activity (UOA)	0
Baseline contract value	£2,400,285.18

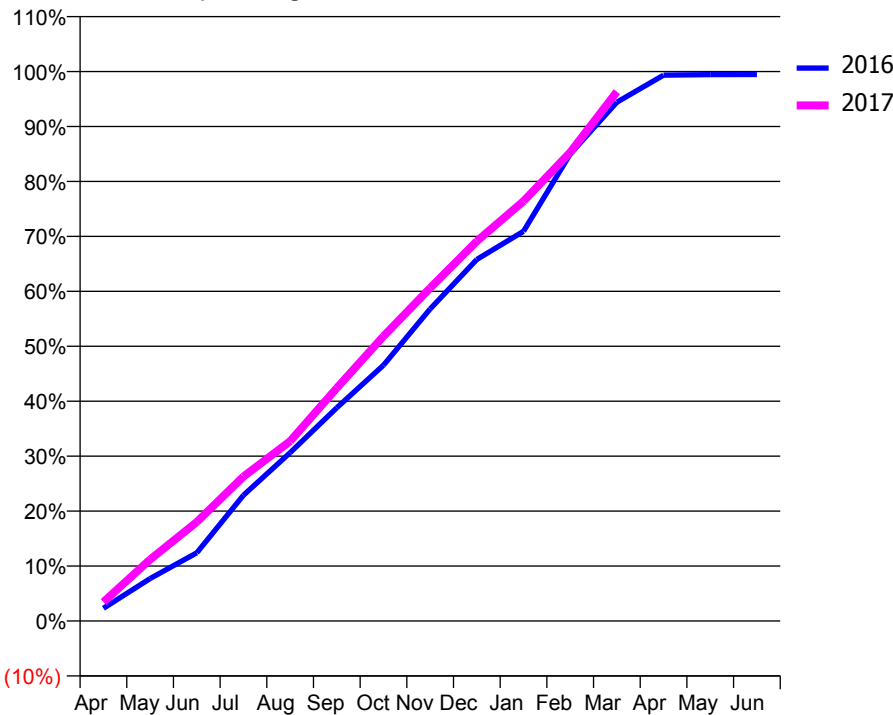
ACCESS*

Patients seen in 24 months	Total	Change since previous quarter
Quarter ending March 2016	24,632	
Quarter ending June 2016	25,071	→
Quarter ending September 2016	25,843	↑
Quarter ending December 2016	26,543	↑
Quarter ending March 2017	27,340	↑
Variance since March 2016	11.0%	↑



ACTIVITY

Cumulative percentage of contracted UDA delivered 2016 & 2017



Month	Adjusted Scheduled Activity (UDA)	
	2016	2017
April	1,859	2,767
May	6,176	8,946
June	9,925	14,401
July	18,290	21,017
August	24,493	26,157
September	31,015	33,889
October	37,212	41,421
November	45,388	48,449
December	52,593	55,238
January	56,687	61,068
February	67,907	68,173
March	75,449	76,990
April	79,403	
May	79,465	
June	79,491	

QUALITY

	Quantity	Base Number	Contract	AT	Region	England
% of FP17s for the same patient ID Re-attending within 3 months - Children	545	8,798	6.2%	10.2%	13.3%	12.3%
% of FP17s for the same patient ID Re-attending within 3 months - Adults	3,271	30,961	10.6%	13.7%	17.3%	16.7%
% of FP17s for the same patient ID Re-attending between 3 & 9 months - Children	5,678	8,798	64.5%	63.0%	58.9%	57.6%
% of FP17s for the same patient ID Re-attending between 3 & 9 months - Adults	19,009	30,961	61.4%	54.4%	52.2%	50.1%
% of FP17s for Band 1 Urgent Courses	2,267	37,473	6.0%	7.3%	9.2%	9.1%
% of FP17s Relating to Free Repair or Replacements	256	37,473	0.7%	1.0%	1.0%	0.8%
% of FP17s Relating to Continuations	66	37,473	0.2%	1.3%	1.4%	1.2%
% of Patients satisfied with the dentistry they have received	44	52	84.6%	93.9%	93.1%	92.8%
% of Patients satisfied with the time they had to wait for an appointment	45	52	86.5%	90.0%	89.5%	88.7%

* This is based on patients treated on this contract for their most recent course of treatment. Figures in italics indicate the base number of FP17s or Patient Questionnaire responses are less than 100. N/A is shown where the base number of responses is less than 10 during the period. % is calculated as Quantity/Base number*100

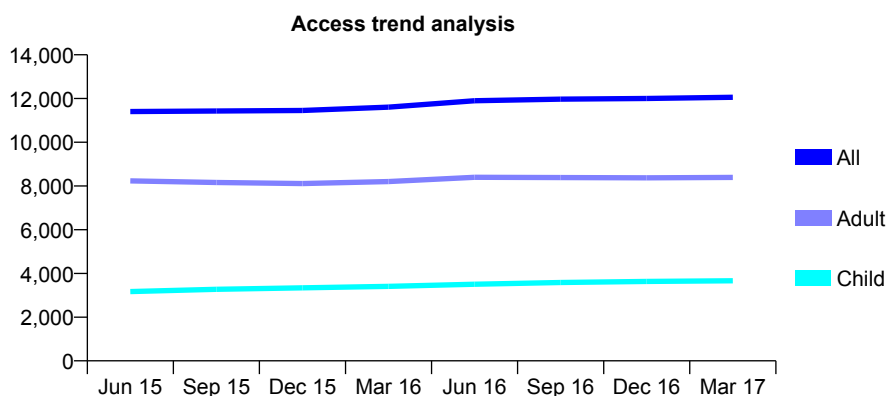
Q50 - Vital Signs At a Glance Contract Report for 104663/0001 - March 2017

Name or company name	Osborne Street Surgery Limited
Contract type name	GDS Contract
Purpose of contract	General
Contract start date	01/07/2007
Contract end date	

16/17 Contracted general activity (UDA)	32,000
Carry forward general activity (UDA)	-554
16/17 Contracted orthodontic activity (UOA)	0
Carry forward orthodontic activity (UOA)	0
Baseline contract value	£939,438.24

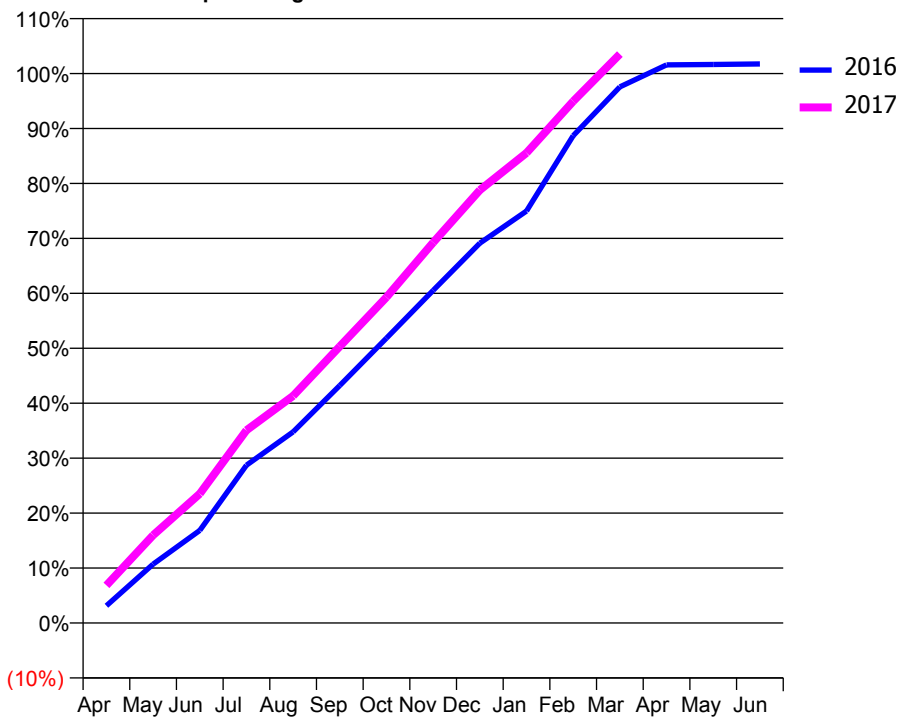
ACCESS*

Patients seen in 24 months	Total	Change since previous quarter
Quarter ending March 2016	11,604	
Quarter ending June 2016	11,900	↑
Quarter ending September 2016	11,969	→
Quarter ending December 2016	12,003	→
Quarter ending March 2017	12,055	→
Variance since March 2016	3.9%	↑



ACTIVITY

Cumulative percentage of contracted UDA delivered 2016 & 2017



Month	Adjusted Scheduled Activity (UDA)	
	2016	2017
April	1,007	2,196
May	3,431	5,117
June	5,396	7,532
July	9,189	11,222
August	11,130	13,226
September	13,835	16,106
October	16,588	18,976
November	19,369	22,161
December	22,117	25,210
January	23,989	27,379
February	28,382	30,384
March	31,221	33,128
April	32,502	
May	32,526	
June	32,554	

QUALITY

	Quantity	Base Number	Contract	AT	Region	England
% of FP17s for the same patient ID Re-attending within 3 months - Children	403	5,503	7.3%	10.2%	13.3%	12.3%
% of FP17s for the same patient ID Re-attending within 3 months - Adults	1,579	12,492	12.6%	13.7%	17.3%	16.7%
% of FP17s for the same patient ID Re-attending between 3 & 9 months - Children	3,274	5,503	59.5%	63.0%	58.9%	57.6%
% of FP17s for the same patient ID Re-attending between 3 & 9 months - Adults	7,729	12,492	61.9%	54.4%	52.2%	50.1%
% of FP17s for Band 1 Urgent Courses	1,476	17,277	8.5%	7.3%	9.2%	9.1%
% of FP17s Relating to Free Repair or Replacements	94	17,277	0.5%	1.0%	1.0%	0.8%
% of FP17s Relating to Continuations	21	17,277	0.1%	1.3%	1.4%	1.2%
% of Patients satisfied with the dentistry they have received	30	31	96.8%	93.9%	93.1%	92.8%
% of Patients satisfied with the time they had to wait for an appointment	27	31	87.1%	90.0%	89.5%	88.7%

* This is based on patients treated on this contract for their most recent course of treatment. Figures in italics indicate the base number of FP17s or Patient Questionnaire responses are less than 100. N/A is shown where the base number of responses is less than 10 during the period. % is calculated as Quantity/Base number*100

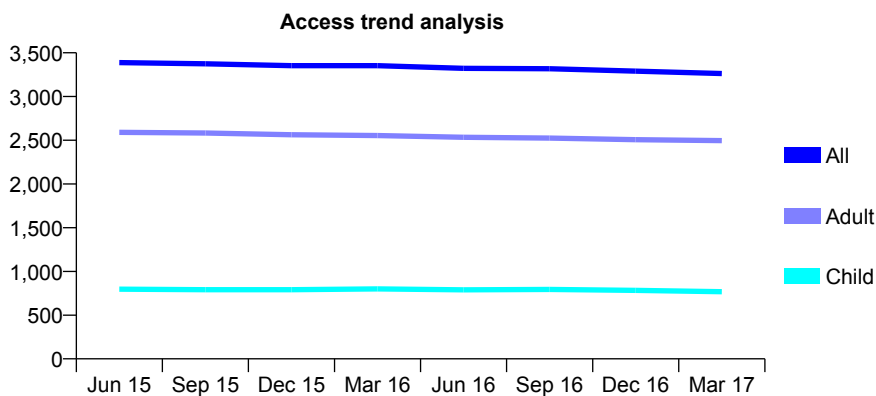
Q50 - Vital Signs At a Glance Contract Report for 108731/0001 - March 2017

Name or company name	Elmet Dental Care
Contract type name	GDS Contract
Purpose of contract	General
Contract start date	01/04/2006
Contract end date	

16/17 Contracted general activity (UDA)	7,506
Carry forward general activity (UDA)	-150
16/17 Contracted orthodontic activity (UOA)	0
Carry forward orthodontic activity (UOA)	0
Baseline contract value	£226,581.41

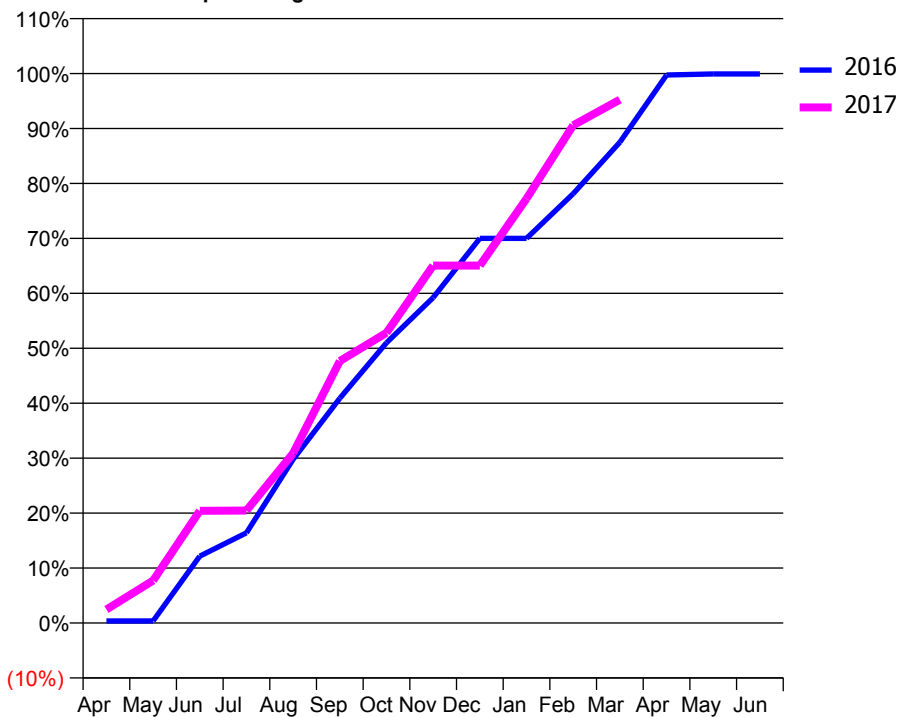
ACCESS*

Patients seen in 24 months	Total	Change since previous quarter
Quarter ending March 2016	3,353	
Quarter ending June 2016	3,323	→
Quarter ending September 2016	3,318	→
Quarter ending December 2016	3,290	→
Quarter ending March 2017	3,263	→
Variance since March 2016	(2.7%)	↓



ACTIVITY

Cumulative percentage of contracted UDA delivered 2016 & 2017



QUALITY

	Quantity	Base Number	Contract	AT	Region	England
% of FP17s for the same patient ID Re-attending within 3 months - Children	46	1,251	3.7%	10.2%	13.3%	12.3%
% of FP17s for the same patient ID Re-attending within 3 months - Adults	231	3,844	6.0%	13.7%	17.3%	16.7%
% of FP17s for the same patient ID Re-attending between 3 & 9 months - Children	889	1,251	71.1%	63.0%	58.9%	57.6%
% of FP17s for the same patient ID Re-attending between 3 & 9 months - Adults	2,768	3,844	72.0%	54.4%	52.2%	50.1%
% of FP17s for Band 1 Urgent Courses	61	4,539	1.3%	7.3%	9.2%	9.1%
% of FP17s Relating to Free Repair or Replacements	3	4,539	0.1%	1.0%	1.0%	0.8%
% of FP17s Relating to Continuations	61	4,539	1.3%	1.3%	1.4%	1.2%
% of Patients satisfied with the dentistry they have received	9	9	N/A	93.9%	93.1%	92.8%
% of Patients satisfied with the time they had to wait for an appointment	9	9	N/A	90.0%	89.5%	88.7%

* This is based on patients treated on this contract for their most recent course of treatment. Figures in italics indicate the base number of FP17s or Patient Questionnaire responses are less than 100. N/A is shown where the base number of responses is less than 10 during the period. % is calculated as Quantity/Base number*100

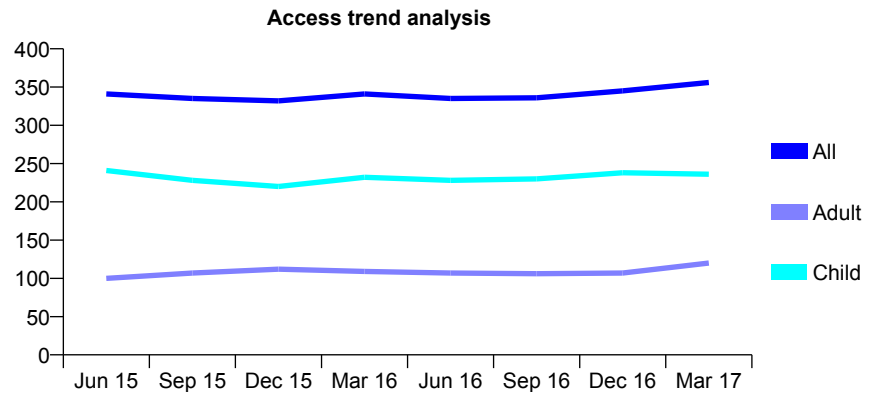
Q50 - Vital Signs At a Glance Contract Report for 110310/0001 - March 2017

Name or company name	Brown-Craven Limited
Contract type name	GDS Contract
Purpose of contract	General
Contract start date	01/01/2013
Contract end date	

16/17 Contracted general activity (UDA)	861
Carry forward general activity (UDA)	0
16/17 Contracted orthodontic activity (UOA)	0
Carry forward orthodontic activity (UOA)	0
Baseline contract value	£22,479.76

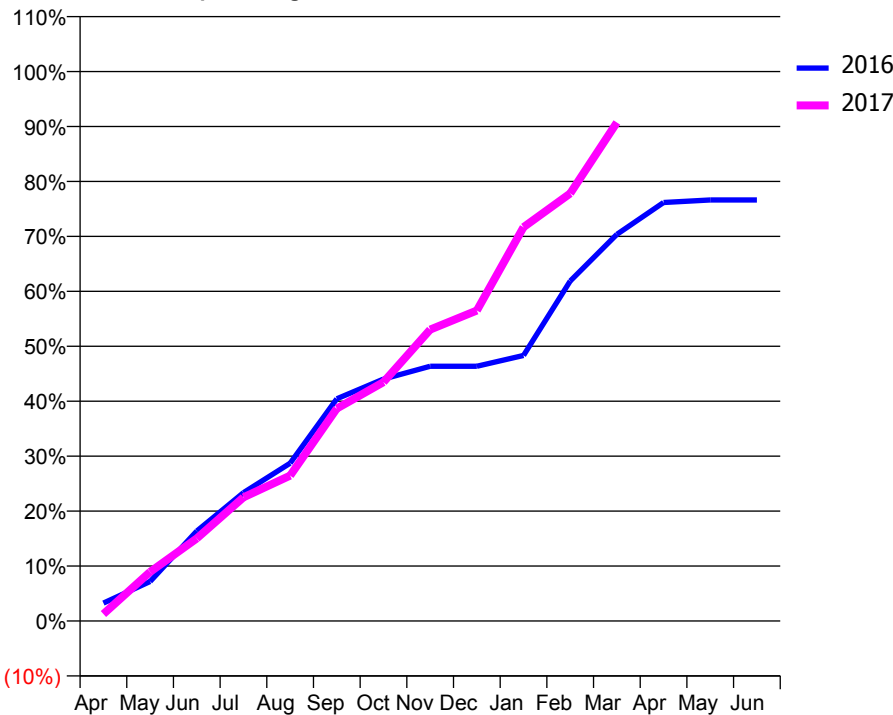
ACCESS*

Patients seen in 24 months	Total	Change since previous quarter
Quarter ending March 2016	341	
Quarter ending June 2016	335	↓
Quarter ending September 2016	336	→
Quarter ending December 2016	345	↑
Quarter ending March 2017	356	↑
Variance since March 2016	4.4%	↑



ACTIVITY

Cumulative percentage of contracted UDA delivered 2016 & 2017



Month	Adjusted Scheduled Activity (UDA)	
	2016	2017
April	28	11
May	62	77
June	141	129
July	201	194
August	247	228
September	348	333
October	379	374
November	399	457
December	399	487
January	416	617
February	533	670
March	606	781
April	656	
May	660	
June	660	

QUALITY

	Quantity	Base Number	Contract	AT	Region	England
% of FP17s for the same patient ID Re-attending within 3 months - Children	53	416	12.7%	10.2%	13.3%	12.3%
% of FP17s for the same patient ID Re-attending within 3 months - Adults	12	143	8.4%	13.7%	17.3%	16.7%
% of FP17s for the same patient ID Re-attending between 3 & 9 months - Children	266	416	63.9%	63.0%	58.9%	57.6%
% of FP17s for the same patient ID Re-attending between 3 & 9 months - Adults	85	143	59.4%	54.4%	52.2%	50.1%
% of FP17s for Band 1 Urgent Courses	11	520	2.1%	7.3%	9.2%	9.1%
% of FP17s Relating to Free Repair or Replacements	0	520	0.0%	1.0%	1.0%	0.8%
% of FP17s Relating to Continuations	0	520	0.0%	1.3%	1.4%	1.2%
% of Patients satisfied with the dentistry they have received	1	1	N/A	93.9%	93.1%	92.8%
% of Patients satisfied with the time they had to wait for an appointment	1	1	N/A	90.0%	89.5%	88.7%

* This is based on patients treated on this contract for their most recent course of treatment. Figures in italics indicate the base number of FP17s or Patient Questionnaire responses are less than 100. N/A is shown where the base number of responses is less than 10 during the period. % is calculated as Quantity/Base number*100

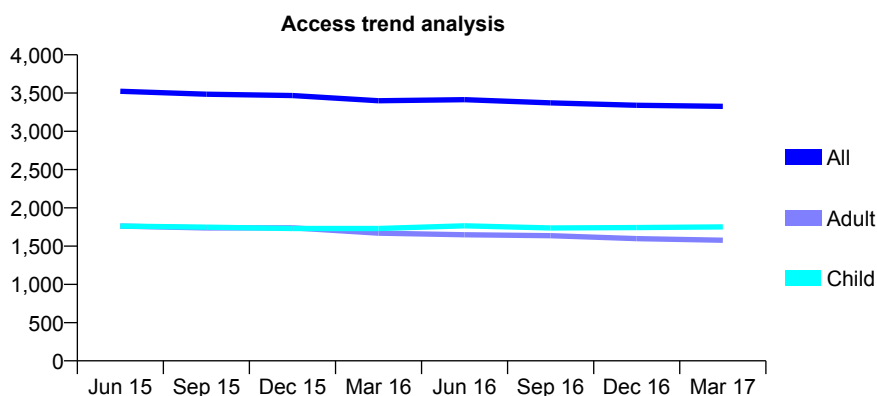
Q50 - Vital Signs At a Glance Contract Report for 114650/0002 - March 2017

Name or company name	Community Dental Clinic
Contract type name	PDS Contract
Purpose of contract	General and Orthodontic
Contract start date	01/05/2007
Contract end date	30/09/2018

16/17 Contracted general activity (UDA)	9,000
Carry forward general activity (UDA)	0
16/17 Contracted orthodontic activity (UOA)	315
Carry forward orthodontic activity (UOA)	0
Baseline contract value	£871,991.11

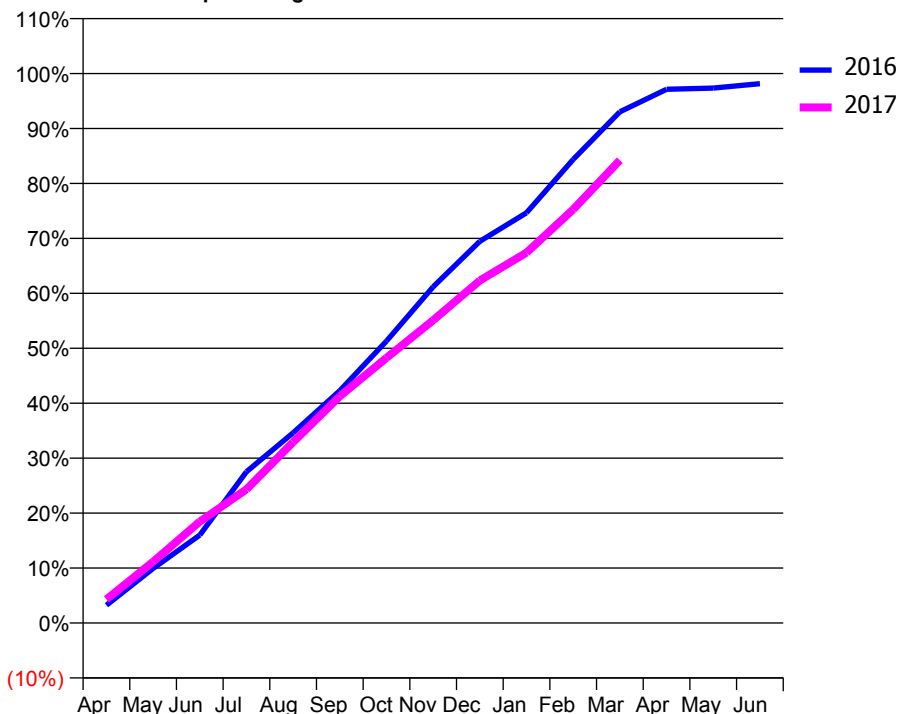
ACCESS*

Patients seen in 24 months	Total	Change since previous quarter
Quarter ending March 2016	3,399	
Quarter ending June 2016	3,413	→
Quarter ending September 2016	3,372	↓
Quarter ending December 2016	3,340	→
Quarter ending March 2017	3,327	→
Variance since March 2016	(2.1%)	↓



ACTIVITY

Cumulative percentage of contracted UDA delivered 2016 & 2017



Adjusted Scheduled Activity (UDA)

Month	2016	2017
April	291	389
May	895	1,003
June	1,440	1,661
July	2,477	2,189
August	3,116	2,964
September	3,805	3,714
October	4,619	4,343
November	5,508	4,959
December	6,252	5,610
January	6,719	6,066
February	7,593	6,774
March	8,373	7,579
April	8,741	
May	8,760	
June	8,833	

QUALITY

	Quantity	Base Number	Contract	AT	Region	England
% of FP17s for the same patient ID Re-attending within 3 months - Children	199	2,382	8.4%	10.2%	13.3%	12.3%
% of FP17s for the same patient ID Re-attending within 3 months - Adults	186	1,669	11.1%	13.7%	17.3%	16.7%
% of FP17s for the same patient ID Re-attending between 3 & 9 months - Children	1,165	2,382	48.9%	63.0%	58.9%	57.6%
% of FP17s for the same patient ID Re-attending between 3 & 9 months - Adults	707	1,669	42.4%	54.4%	52.2%	50.1%
% of FP17s for Band 1 Urgent Courses	141	3,711	3.8%	7.3%	9.2%	9.1%
% of FP17s Relating to Free Repair or Replacements	6	3,711	0.2%	1.0%	1.0%	0.8%
% of FP17s Relating to Continuations	6	3,711	0.2%	1.3%	1.4%	1.2%
% of Patients satisfied with the dentistry they have received	7	7	N/A	93.9%	93.1%	92.8%
% of Patients satisfied with the time they had to wait for an appointment	6	7	N/A	90.0%	89.5%	88.7%

* This is based on patients treated on this contract for their most recent course of treatment. Figures in italics indicate the base number of FP17s or Patient Questionnaire responses are less than 100. N/A is shown where the base number of responses is less than 10 during the period. % is calculated as Quantity/Base number*100

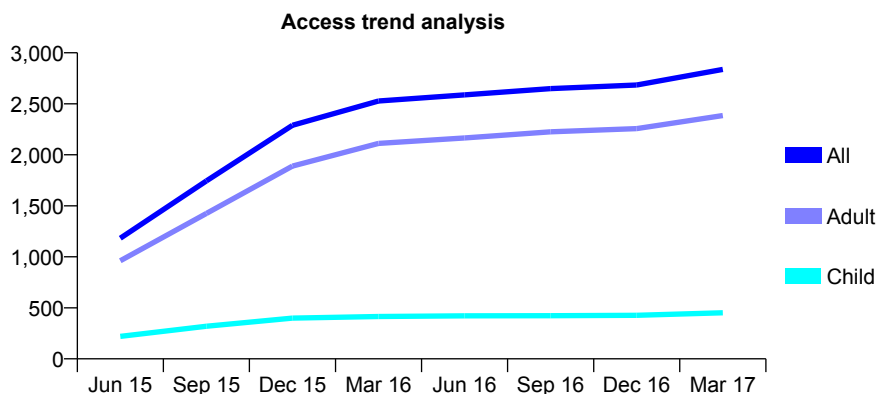
Q50 - Vital Signs At a Glance Contract Report for 115339/0001 - March 2017

Name or company name	Bondgate Dental Practice
Contract type name	GDS Contract
Purpose of contract	General and Orthodontic
Contract start date	01/03/2015
Contract end date	

16/17 Contracted general activity (UDA)	9,998
Carry forward general activity (UDA)	-110
16/17 Contracted orthodontic activity (UOA)	228
Carry forward orthodontic activity (UOA)	0
Baseline contract value	£259,964.39

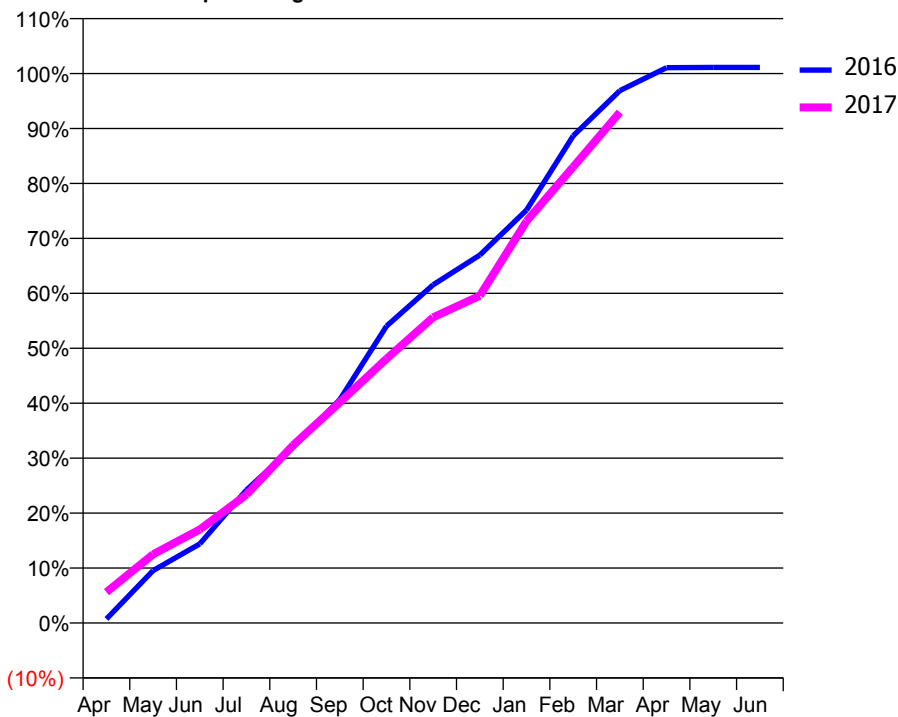
ACCESS*

Patients seen in 24 months	Total	Change since previous quarter
Quarter ending March 2016	2,527	
Quarter ending June 2016	2,587	↑
Quarter ending September 2016	2,649	↑
Quarter ending December 2016	2,684	→
Quarter ending March 2017	2,837	↑
Variance since March 2016	12.3%	↑



ACTIVITY

Cumulative percentage of contracted UDA delivered 2016 & 2017



Month	Adjusted Scheduled Activity (UDA)	
	2016	2017
April	73	561
May	955	1,250
June	1,440	1,701
July	2,419	2,334
August	3,200	3,235
September	4,064	4,015
October	5,401	4,808
November	6,154	5,562
December	6,695	5,955
January	7,513	7,312
February	8,863	8,300
March	9,686	9,294
April	10,104	
May	10,108	
June	10,108	

QUALITY

	Quantity	Base Number	Contract	AT	Region	England
% of FP17s for the same patient ID Re-attending within 3 months - Children	88	835	10.5%	10.2%	13.3%	12.3%
% of FP17s for the same patient ID Re-attending within 3 months - Adults	722	3,992	18.1%	13.7%	17.3%	16.7%
% of FP17s for the same patient ID Re-attending between 3 & 9 months - Children	571	835	68.4%	63.0%	58.9%	57.6%
% of FP17s for the same patient ID Re-attending between 3 & 9 months - Adults	2,207	3,992	55.3%	54.4%	52.2%	50.1%
% of FP17s for Band 1 Urgent Courses	311	4,552	6.8%	7.3%	9.2%	9.1%
% of FP17s Relating to Free Repair or Replacements	114	4,552	2.5%	1.0%	1.0%	0.8%
% of FP17s Relating to Continuations	188	4,552	4.1%	1.3%	1.4%	1.2%
% of Patients satisfied with the dentistry they have received	4	4	N/A	93.9%	93.1%	92.8%
% of Patients satisfied with the time they had to wait for an appointment	4	4	N/A	90.0%	89.5%	88.7%

* This is based on patients treated on this contract for their most recent course of treatment. Figures in italics indicate the base number of FP17s or Patient Questionnaire responses are less than 100. N/A is shown where the base number of responses is less than 10 during the period. % is calculated as Quantity/Base number*100

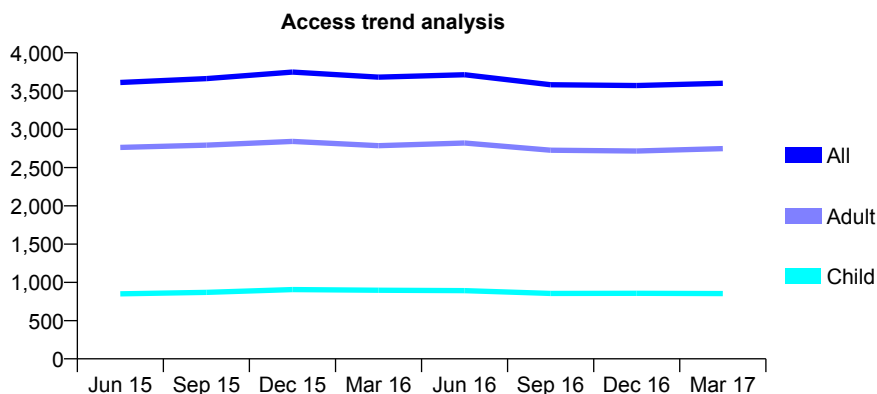
Q50 - Vital Signs At a Glance Contract Report for 118060/0010 - March 2017

Name or company name	Genix Healthcare Ltd
Contract type name	GDS Contract
Purpose of contract	General
Contract start date	01/01/2007
Contract end date	

16/17 Contracted general activity (UDA)	13,715
Carry forward general activity (UDA)	0
16/17 Contracted orthodontic activity (UOA)	0
Carry forward orthodontic activity (UOA)	0
Baseline contract value	£376,766.25

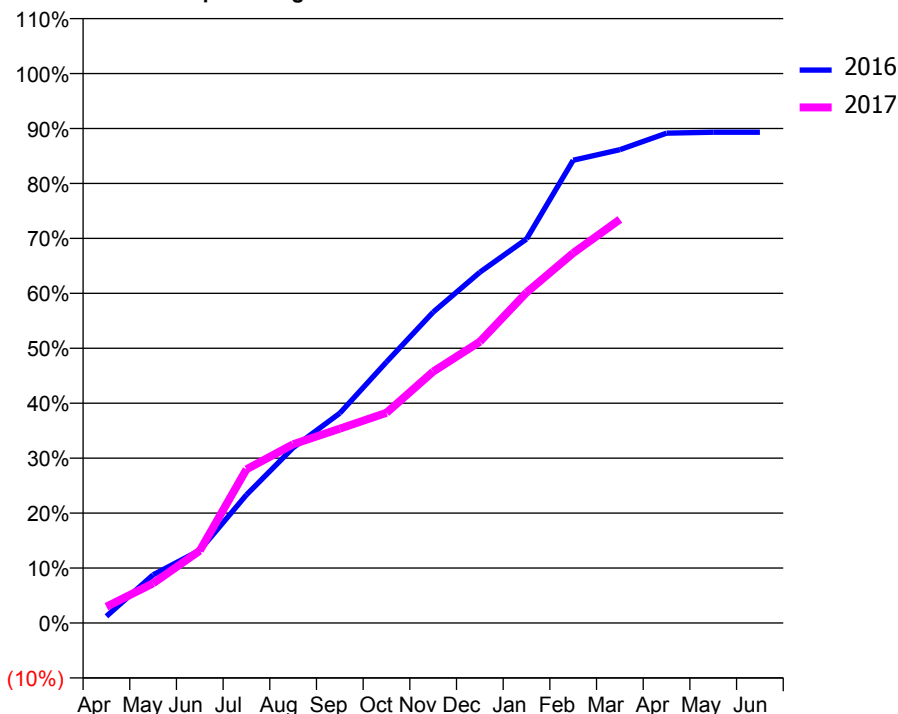
ACCESS*

Patients seen in 24 months	Total	Change since previous quarter
Quarter ending March 2016	3,682	
Quarter ending June 2016	3,713	→
Quarter ending September 2016	3,582	↓
Quarter ending December 2016	3,572	→
Quarter ending March 2017	3,602	→
Variance since March 2016	(2.2%)	↓



ACTIVITY

Cumulative percentage of contracted UDA delivered 2016 & 2017



Month	Adjusted Scheduled Activity (UDA)	
	2016	2017
April	167	408
May	1,203	992
June	1,816	1,806
July	3,201	3,836
August	4,373	4,462
September	5,237	4,852
October	6,514	5,247
November	7,760	6,277
December	8,755	7,022
January	9,585	8,250
February	11,550	9,233
March	11,813	10,073
April	12,228	
May	12,249	
June	12,251	

QUALITY

	Quantity	Base Number	Contract	AT	Region	England
% of FP17s for the same patient ID Re-attending within 3 months - Children	167	1,303	12.8%	10.2%	13.3%	12.3%
% of FP17s for the same patient ID Re-attending within 3 months - Adults	644	3,847	16.7%	13.7%	17.3%	16.7%
% of FP17s for the same patient ID Re-attending between 3 & 9 months - Children	743	1,303	57.0%	63.0%	58.9%	57.6%
% of FP17s for the same patient ID Re-attending between 3 & 9 months - Adults	2,013	3,847	52.3%	54.4%	52.2%	50.1%
% of FP17s for Band 1 Urgent Courses	479	4,504	10.6%	7.3%	9.2%	9.1%
% of FP17s Relating to Free Repair or Replacements	32	4,504	0.7%	1.0%	1.0%	0.8%
% of FP17s Relating to Continuations	34	4,504	0.8%	1.3%	1.4%	1.2%
% of Patients satisfied with the dentistry they have received	6	6	N/A	93.9%	93.1%	92.8%
% of Patients satisfied with the time they had to wait for an appointment	6	6	N/A	90.0%	89.5%	88.7%

* This is based on patients treated on this contract for their most recent course of treatment. Figures in italics indicate the base number of FP17s or Patient Questionnaire responses are less than 100. N/A is shown where the base number of responses is less than 10 during the period. % is calculated as Quantity/Base number*100

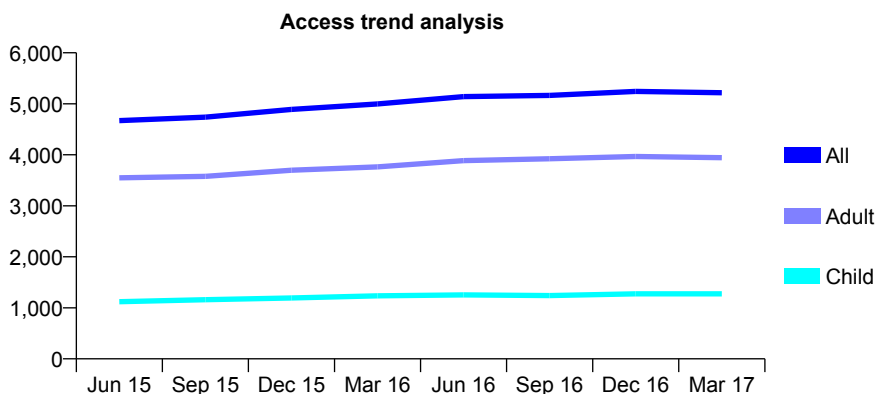
Q50 - Vital Signs At a Glance Contract Report for 118060/0017 - March 2017

Name or company name	Genix Healthcare Ltd
Contract type name	GDS Contract
Purpose of contract	General
Contract start date	01/10/2009
Contract end date	

16/17 Contracted general activity (UDA)	15,000
Carry forward general activity (UDA)	0
16/17 Contracted orthodontic activity (UOA)	0
Carry forward orthodontic activity (UOA)	0
Baseline contract value	£386,542.18

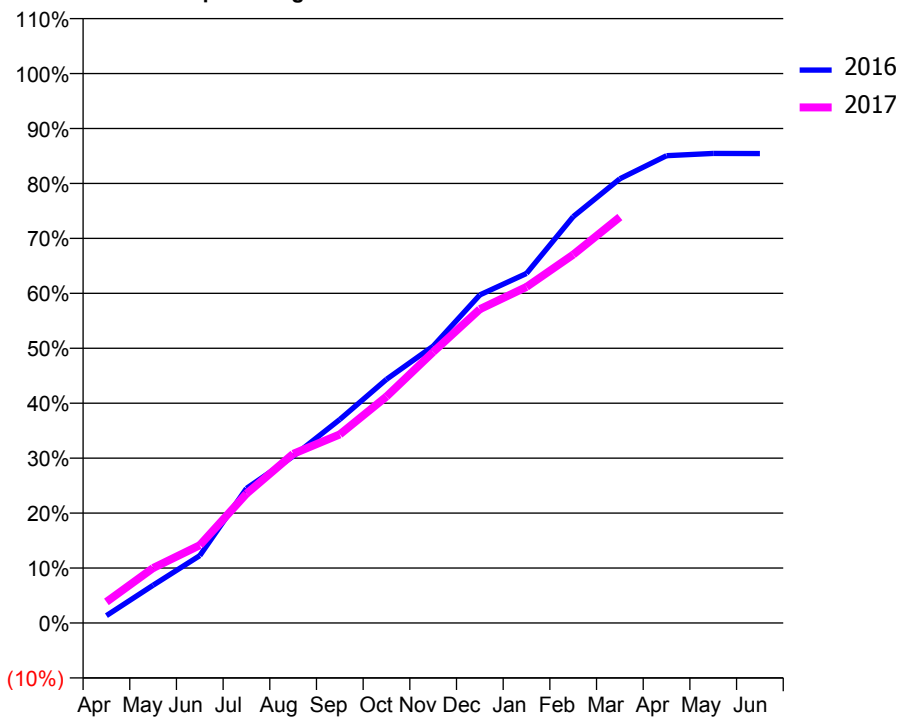
ACCESS*

Patients seen in 24 months	Total	Change since previous quarter
Quarter ending March 2016	4,998	
Quarter ending June 2016	5,140	↑
Quarter ending September 2016	5,164	→
Quarter ending December 2016	5,243	→
Quarter ending March 2017	5,218	→
Variance since March 2016	4.4%	↑



ACTIVITY

Cumulative percentage of contracted UDA delivered 2016 & 2017



Month	Adjusted Scheduled Activity (UDA)	
	2016	2017
April	201	575
May	1,031	1,500
June	1,839	2,125
July	3,675	3,528
August	4,553	4,616
September	5,555	5,149
October	6,650	6,184
November	7,560	7,400
December	8,956	8,567
January	9,543	9,175
February	11,091	10,057
March	12,129	11,081
April	12,757	
May	12,817	
June	12,814	

QUALITY

	Quantity	Base Number	Contract	AT	Region	England
% of FP17s for the same patient ID Re-attending within 3 months - Children	134	1,833	7.3%	10.2%	13.3%	12.3%
% of FP17s for the same patient ID Re-attending within 3 months - Adults	589	5,385	10.9%	13.7%	17.3%	16.7%
% of FP17s for the same patient ID Re-attending between 3 & 9 months - Children	1,196	1,833	65.2%	63.0%	58.9%	57.6%
% of FP17s for the same patient ID Re-attending between 3 & 9 months - Adults	3,258	5,385	60.5%	54.4%	52.2%	50.1%
% of FP17s for Band 1 Urgent Courses	637	6,510	9.8%	7.3%	9.2%	9.1%
% of FP17s Relating to Free Repair or Replacements	77	6,510	1.2%	1.0%	1.0%	0.8%
% of FP17s Relating to Continuations	19	6,510	0.3%	1.3%	1.4%	1.2%
% of Patients satisfied with the dentistry they have received	22	27	81.5%	93.9%	93.1%	92.8%
% of Patients satisfied with the time they had to wait for an appointment	25	27	92.6%	90.0%	89.5%	88.7%

* This is based on patients treated on this contract for their most recent course of treatment. Figures in italics indicate the base number of FP17s or Patient Questionnaire responses are less than 100. N/A is shown where the base number of responses is less than 10 during the period. % is calculated as Quantity/Base number*100

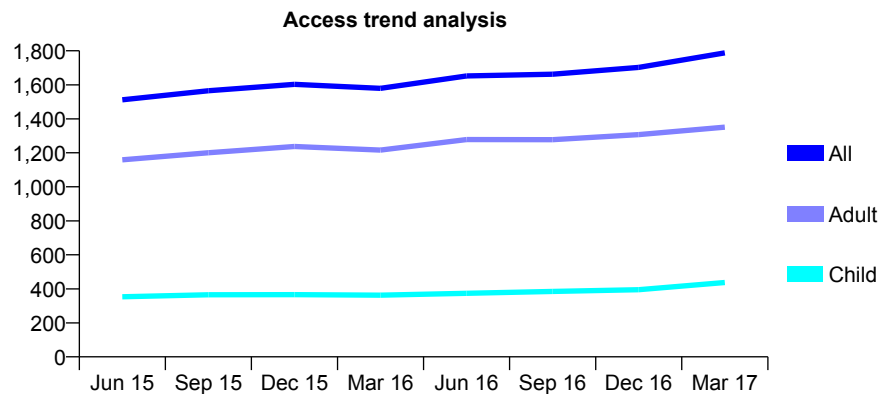
Q50 - Vital Signs At a Glance Contract Report for 120642/0001 - March 2017

Name or company name	Grimsby Dental Care
Contract type name	GDS Contract
Purpose of contract	General
Contract start date	01/02/2014
Contract end date	

16/17 Contracted general activity (UDA)	5,005
Carry forward general activity (UDA)	4
16/17 Contracted orthodontic activity (UOA)	0
Carry forward orthodontic activity (UOA)	0
Baseline contract value	£156,254.43

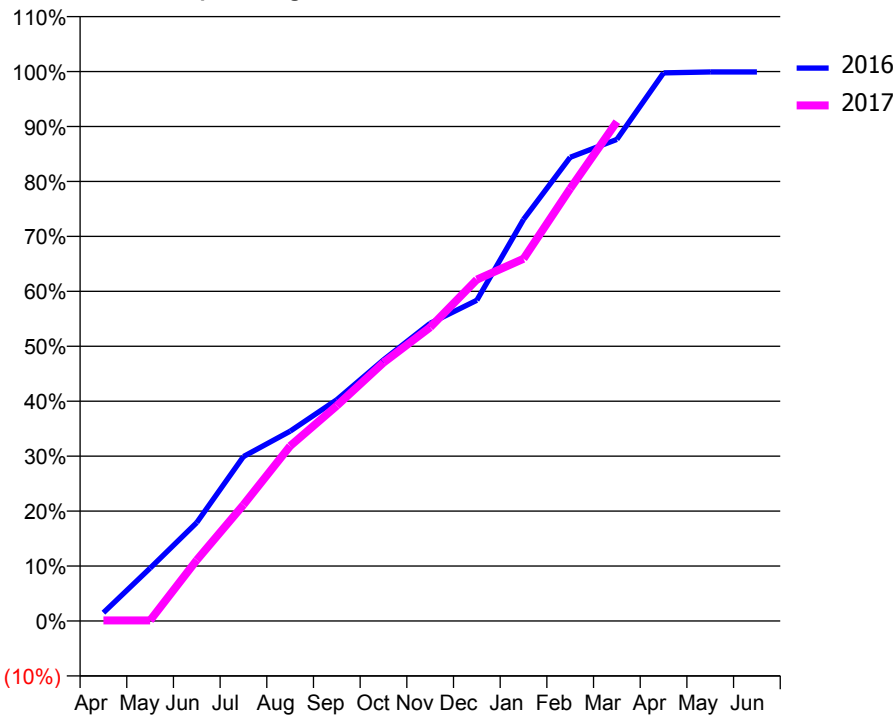
ACCESS*

Patients seen in 24 months	Total	Change since previous quarter
Quarter ending March 2016	1,579	
Quarter ending June 2016	1,652	↑
Quarter ending September 2016	1,662	→
Quarter ending December 2016	1,702	↑
Quarter ending March 2017	1,788	↑
Variance since March 2016	13.2%	↑



ACTIVITY

Cumulative percentage of contracted UDA delivered 2016 & 2017



Month	Adjusted Scheduled Activity (UDA)	
	2016	2017
April	76	5
May	481	5
June	897	556
July	1,498	1,058
August	1,729	1,594
September	2,016	1,961
October	2,378	2,353
November	2,712	2,675
December	2,922	3,110
January	3,658	3,299
February	4,224	3,939
March	4,386	4,548
April	4,993	
May	5,001	
June	5,001	

QUALITY

	Quantity	Base Number	Contract	AT	Region	England
% of FP17s for the same patient ID Re-attending within 3 months - Children	91	790	11.5%	10.2%	13.3%	12.3%
% of FP17s for the same patient ID Re-attending within 3 months - Adults	237	2,161	11.0%	13.7%	17.3%	16.7%
% of FP17s for the same patient ID Re-attending between 3 & 9 months - Children	492	790	62.3%	63.0%	58.9%	57.6%
% of FP17s for the same patient ID Re-attending between 3 & 9 months - Adults	1,304	2,161	60.3%	54.4%	52.2%	50.1%
% of FP17s for Band 1 Urgent Courses	112	2,599	4.3%	7.3%	9.2%	9.1%
% of FP17s Relating to Free Repair or Replacements	30	2,599	1.2%	1.0%	1.0%	0.8%
% of FP17s Relating to Continuations	41	2,599	1.6%	1.3%	1.4%	1.2%
% of Patients satisfied with the dentistry they have received	9	10	90.0%	93.9%	93.1%	92.8%
% of Patients satisfied with the time they had to wait for an appointment	9	10	90.0%	90.0%	89.5%	88.7%

* This is based on patients treated on this contract for their most recent course of treatment. Figures in italics indicate the base number of FP17s or Patient Questionnaire responses are less than 100. N/A is shown where the base number of responses is less than 10 during the period. % is calculated as Quantity/Base number*100

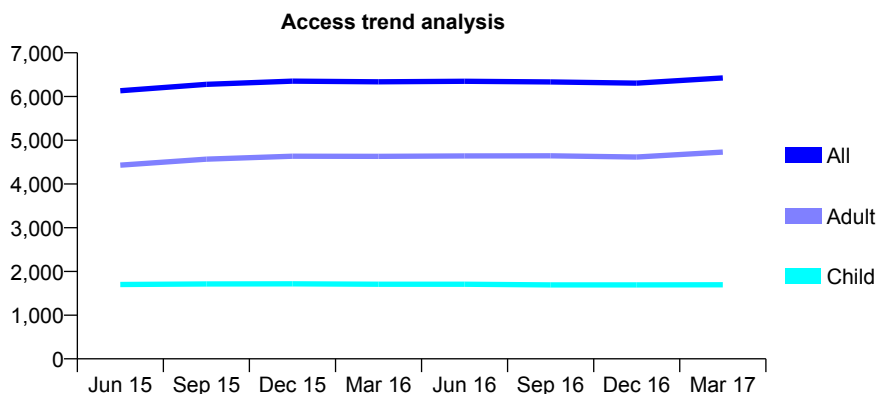
Q50 - Vital Signs At a Glance Contract Report for 121010/0001 - March 2017

Name or company name	Clifton Moor Dental Centre
Contract type name	GDS Contract
Purpose of contract	General
Contract start date	01/02/2014
Contract end date	

16/17 Contracted general activity (UDA)	19,203
Carry forward general activity (UDA)	584
16/17 Contracted orthodontic activity (UOA)	0
Carry forward orthodontic activity (UOA)	0
Baseline contract value	£554,827.48

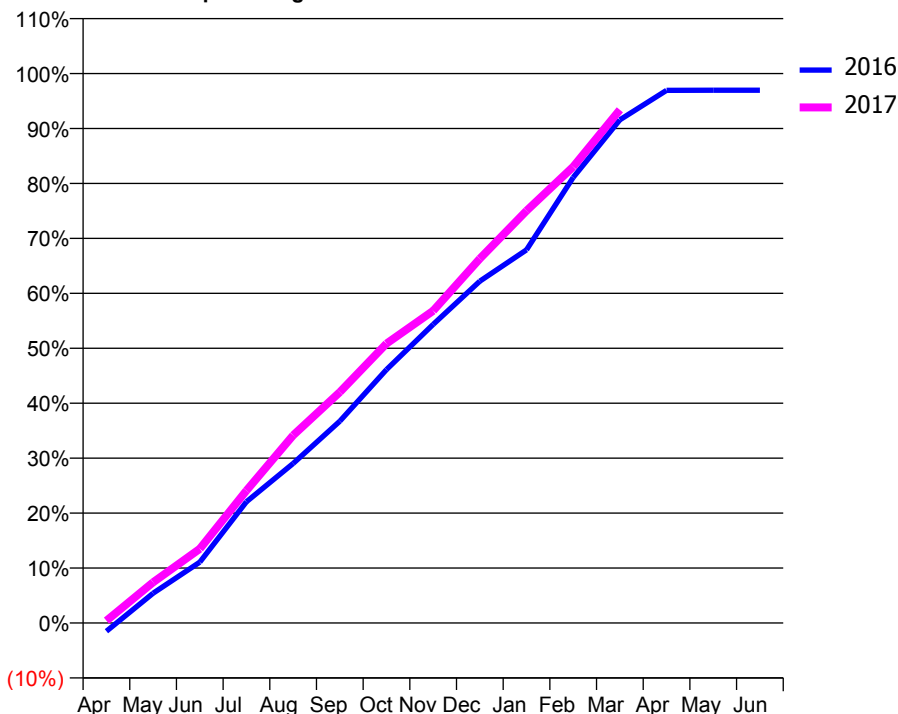
ACCESS*

Patients seen in 24 months	Total	Change since previous quarter
Quarter ending March 2016	6,338	
Quarter ending June 2016	6,348	→
Quarter ending September 2016	6,335	→
Quarter ending December 2016	6,305	→
Quarter ending March 2017	6,424	→
Variance since March 2016	1.4%	→



ACTIVITY

Cumulative percentage of contracted UDA delivered 2016 & 2017



Month	Adjusted Scheduled Activity (UDA)	
	2016	2017
April	-290	81
May	1,042	1,424
June	2,129	2,596
July	4,240	4,632
August	5,575	6,557
September	7,053	8,068
October	8,855	9,764
November	10,435	10,911
December	11,946	12,734
January	13,042	14,406
February	15,570	15,946
March	17,586	17,936
April	18,617	
May	18,618	
June	18,619	

QUALITY

	Quantity	Base Number	Contract	AT	Region	England
% of FP17s for the same patient ID Re-attending within 3 months - Children	232	3,020	7.7%	10.2%	13.3%	12.3%
% of FP17s for the same patient ID Re-attending within 3 months - Adults	1,083	7,325	14.8%	13.7%	17.3%	16.7%
% of FP17s for the same patient ID Re-attending between 3 & 9 months - Children	2,128	3,020	70.5%	63.0%	58.9%	57.6%
% of FP17s for the same patient ID Re-attending between 3 & 9 months - Adults	4,315	7,325	58.9%	54.4%	52.2%	50.1%
% of FP17s for Band 1 Urgent Courses	781	9,848	7.9%	7.3%	9.2%	9.1%
% of FP17s Relating to Free Repair or Replacements	112	9,848	1.1%	1.0%	1.0%	0.8%
% of FP17s Relating to Continuations	43	9,848	0.4%	1.3%	1.4%	1.2%
% of Patients satisfied with the dentistry they have received	13	13	100.0%	93.9%	93.1%	92.8%
% of Patients satisfied with the time they had to wait for an appointment	13	13	100.0%	90.0%	89.5%	88.7%

* This is based on patients treated on this contract for their most recent course of treatment. Figures in italics indicate the base number of FP17s or Patient Questionnaire responses are less than 100. N/A is shown where the base number of responses is less than 10 during the period. % is calculated as Quantity/Base number*100

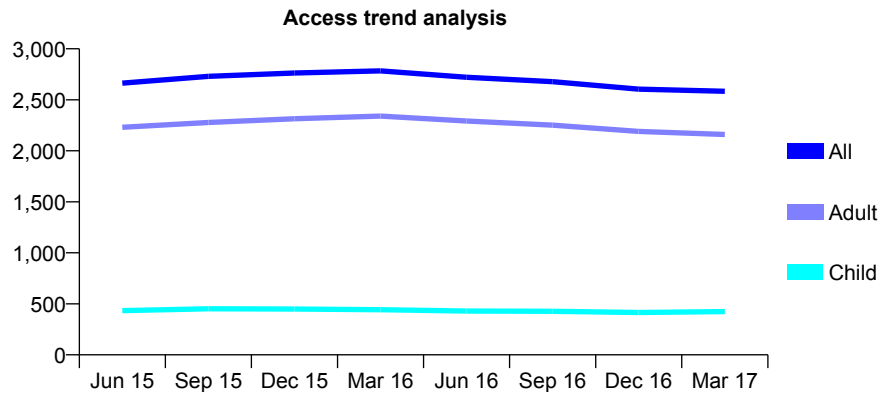
Q50 - Vital Signs At a Glance Contract Report for 121126/0001 - March 2017

Name or company name	Yorkshire Dental Practice
Contract type name	GDS Contract
Purpose of contract	General
Contract start date	01/10/2012
Contract end date	

16/17 Contracted general activity (UDA)	7,600
Carry forward general activity (UDA)	-95
16/17 Contracted orthodontic activity (UOA)	0
Carry forward orthodontic activity (UOA)	0
Baseline contract value	£175,956.94

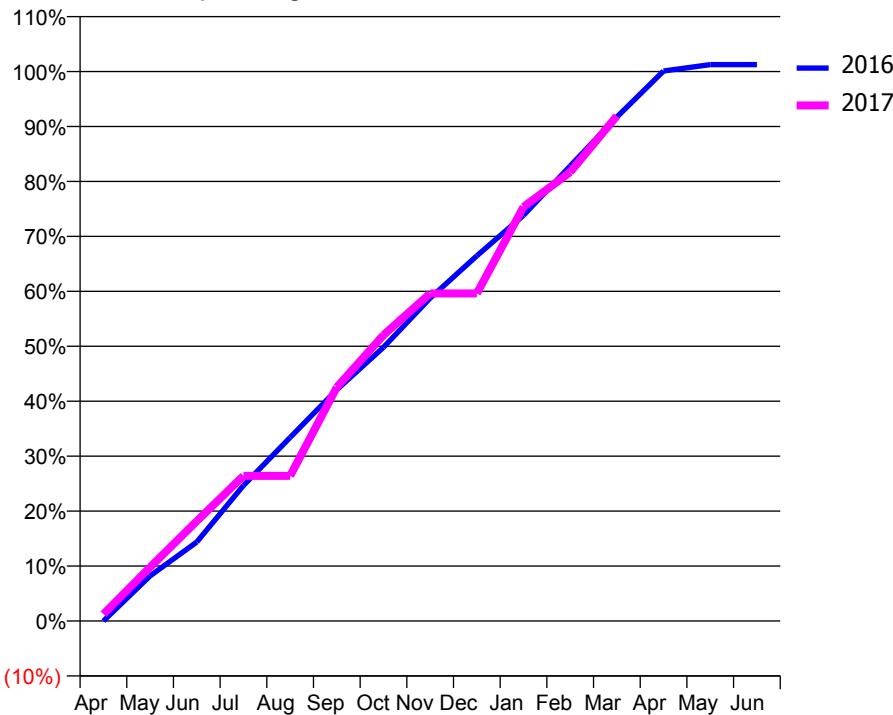
ACCESS*

Patients seen in 24 months	Total	Change since previous quarter
Quarter ending March 2016	2,784	
Quarter ending June 2016	2,721	↓
Quarter ending September 2016	2,678	↓
Quarter ending December 2016	2,605	↓
Quarter ending March 2017	2,584	→
Variance since March 2016	(7.2%)	↓



ACTIVITY

Cumulative percentage of contracted UDA delivered 2016 & 2017



Month	Adjusted Scheduled Activity (UDA)	
	2016	2017
April	0	95
May	624	745
June	1,092	1,382
July	1,875	2,008
August	2,538	2,008
September	3,199	3,234
October	3,785	3,955
November	4,466	4,531
December	5,051	4,531
January	5,610	5,728
February	6,293	6,208
March	6,970	6,986
April	7,608	
May	7,695	
June	7,695	

QUALITY

	Quantity	Base Number	Contract	AT	Region	England
% of FP17s for the same patient ID Re-attending within 3 months - Children	40	714	5.6%	10.2%	13.3%	12.3%
% of FP17s for the same patient ID Re-attending within 3 months - Adults	268	3,409	7.9%	13.7%	17.3%	16.7%
% of FP17s for the same patient ID Re-attending between 3 & 9 months - Children	498	714	69.7%	63.0%	58.9%	57.6%
% of FP17s for the same patient ID Re-attending between 3 & 9 months - Adults	2,487	3,409	73.0%	54.4%	52.2%	50.1%
% of FP17s for Band 1 Urgent Courses	248	3,706	6.7%	7.3%	9.2%	9.1%
% of FP17s Relating to Free Repair or Replacements	5	3,706	0.1%	1.0%	1.0%	0.8%
% of FP17s Relating to Continuations	1	3,706	0.0%	1.3%	1.4%	1.2%
% of Patients satisfied with the dentistry they have received	16	17	94.1%	93.9%	93.1%	92.8%
% of Patients satisfied with the time they had to wait for an appointment	16	17	94.1%	90.0%	89.5%	88.7%

* This is based on patients treated on this contract for their most recent course of treatment. Figures in italics indicate the base number of FP17s or Patient Questionnaire responses are less than 100. N/A is shown where the base number of responses is less than 10 during the period. % is calculated as Quantity/Base number*100

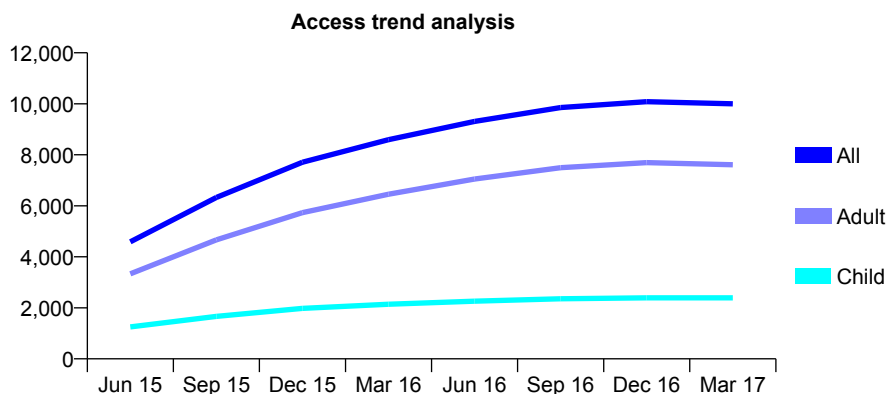
Q50 - Vital Signs At a Glance Contract Report for 121517/0001 - March 2017

Name or company name	K L DOBBS
Contract type name	GDS Contract
Purpose of contract	General and Orthodontic
Contract start date	01/11/2014
Contract end date	

16/17 Contracted general activity (UDA)	27,495
Carry forward general activity (UDA)	-375
16/17 Contracted orthodontic activity (UOA)	87
Carry forward orthodontic activity (UOA)	-2
Baseline contract value	£1,002,783.49

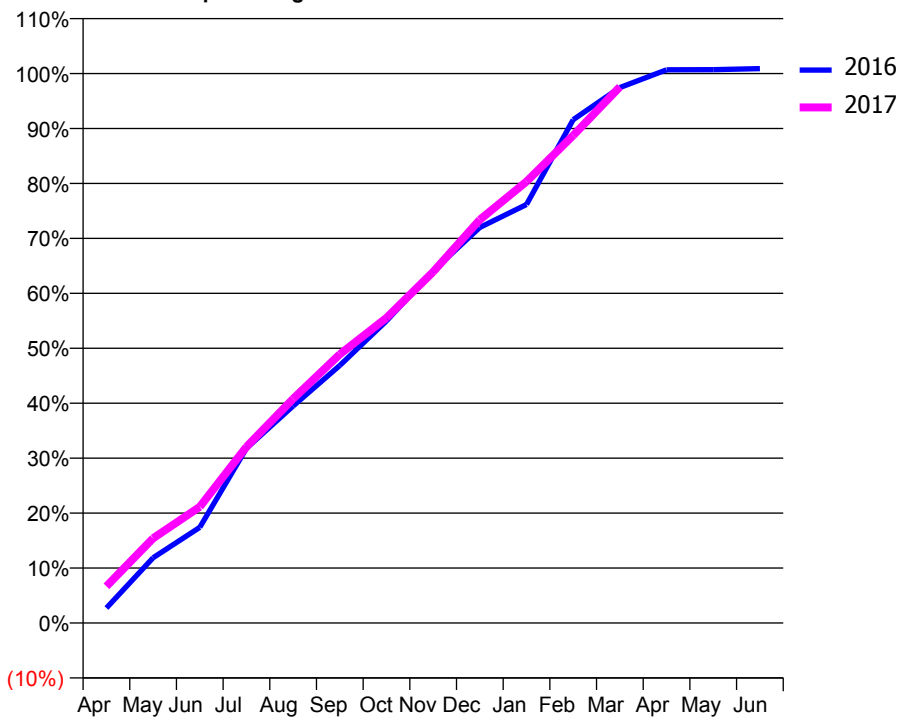
ACCESS*

Patients seen in 24 months	Total	Change since previous quarter
Quarter ending March 2016	8,596	
Quarter ending June 2016	9,311	↑
Quarter ending September 2016	9,852	↑
Quarter ending December 2016	10,084	↑
Quarter ending March 2017	10,002	→
Variance since March 2016	16.4%	↑



ACTIVITY

Cumulative percentage of contracted UDA delivered 2016 & 2017



Month	Adjusted Scheduled Activity (UDA)	
	2016	2017
April	752	1,836
May	3,267	4,239
June	4,787	5,815
July	8,746	8,820
August	10,860	11,221
September	12,888	13,451
October	15,118	15,268
November	17,623	17,569
December	19,796	20,178
January	20,940	22,086
February	25,183	24,396
March	26,794	26,827
April	27,681	
May	27,684	
June	27,737	

QUALITY

	Quantity	Base Number	Contract	AT	Region	England
% of FP17s for the same patient ID Re-attending within 3 months - Children	235	2,828	8.3%	10.2%	13.3%	12.3%
% of FP17s for the same patient ID Re-attending within 3 months - Adults	1,167	8,443	13.8%	13.7%	17.3%	16.7%
% of FP17s for the same patient ID Re-attending between 3 & 9 months - Children	851	2,828	30.1%	63.0%	58.9%	57.6%
% of FP17s for the same patient ID Re-attending between 3 & 9 months - Adults	2,575	8,443	30.5%	54.4%	52.2%	50.1%
% of FP17s for Band 1 Urgent Courses	1,230	10,825	11.4%	7.3%	9.2%	9.1%
% of FP17s Relating to Free Repair or Replacements	64	10,825	0.6%	1.0%	1.0%	0.8%
% of FP17s Relating to Continuations	199	10,825	1.8%	1.3%	1.4%	1.2%
% of Patients satisfied with the dentistry they have received	18	19	94.7%	93.9%	93.1%	92.8%
% of Patients satisfied with the time they had to wait for an appointment	18	19	94.7%	90.0%	89.5%	88.7%

* This is based on patients treated on this contract for their most recent course of treatment. Figures in italics indicate the base number of FP17s or Patient Questionnaire responses are less than 100. N/A is shown where the base number of responses is less than 10 during the period. % is calculated as Quantity/Base number*100

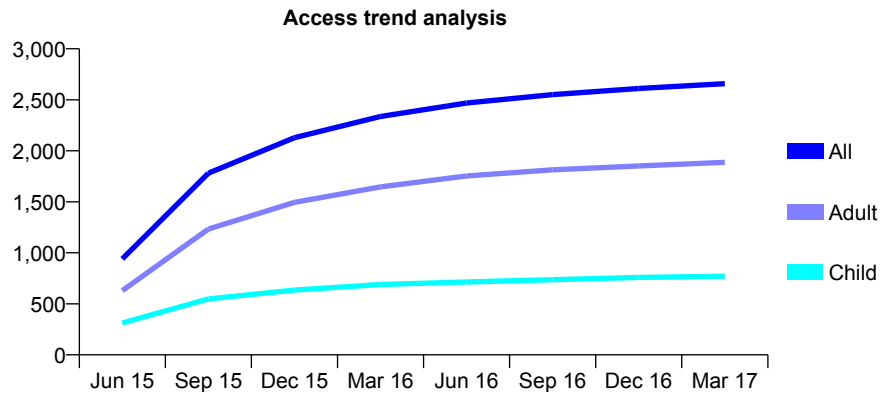
Q50 - Vital Signs At a Glance Contract Report for 121800/0001 - March 2017

Name or company name	Corner House Surgery
Contract type name	GDS Contract
Purpose of contract	General
Contract start date	01/04/2015
Contract end date	

16/17 Contracted general activity (UDA)	8,038
Carry forward general activity (UDA)	-161
16/17 Contracted orthodontic activity (UOA)	0
Carry forward orthodontic activity (UOA)	0
Baseline contract value	£340,114.86

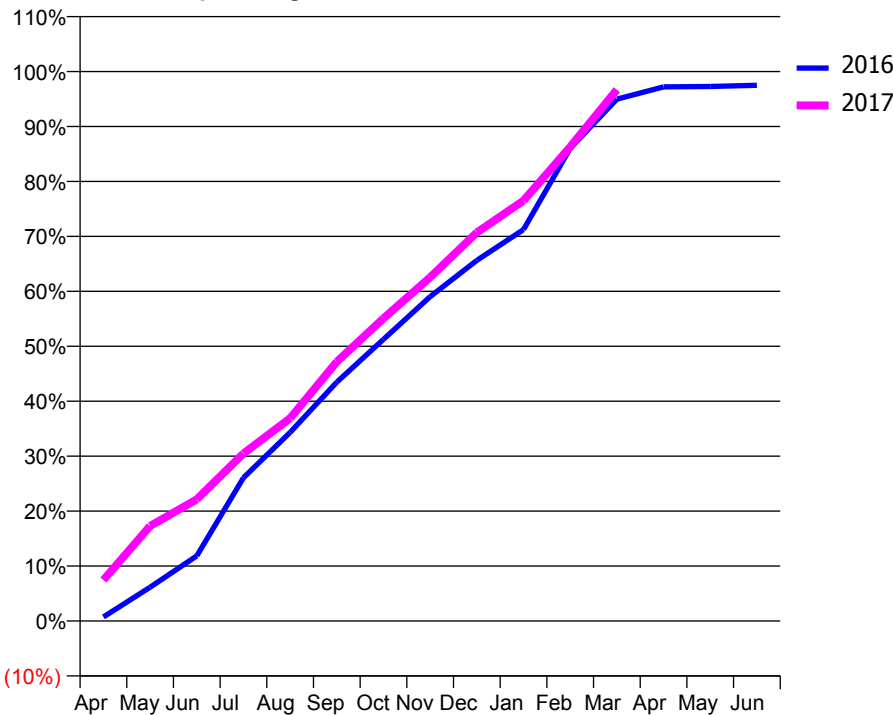
ACCESS*

Patients seen in 24 months	Total	Change since previous quarter
Quarter ending March 2016	2,337	
Quarter ending June 2016	2,468	↑
Quarter ending September 2016	2,551	↑
Quarter ending December 2016	2,611	↑
Quarter ending March 2017	2,658	→
Variance since March 2016	13.7%	↑



ACTIVITY

Cumulative percentage of contracted UDA delivered 2016 & 2017



Month	Adjusted Scheduled Activity (UDA)	
	2016	2017
April	60	600
May	495	1,389
June	953	1,780
July	2,095	2,450
August	2,759	2,966
September	3,495	3,793
October	4,120	4,426
November	4,745	5,027
December	5,276	5,682
January	5,726	6,149
February	6,915	6,936
March	7,633	7,772
April	7,814	
May	7,820	
June	7,836	

QUALITY

	Quantity	Base Number	Contract	AT	Region	England
% of FP17s for the same patient ID Re-attending within 3 months - Children	138	1,304	10.6%	10.2%	13.3%	12.3%
% of FP17s for the same patient ID Re-attending within 3 months - Adults	420	2,922	14.4%	13.7%	17.3%	16.7%
% of FP17s for the same patient ID Re-attending between 3 & 9 months - Children	857	1,304	65.7%	63.0%	58.9%	57.6%
% of FP17s for the same patient ID Re-attending between 3 & 9 months - Adults	1,889	2,922	64.6%	54.4%	52.2%	50.1%
% of FP17s for Band 1 Urgent Courses	291	4,134	7.0%	7.3%	9.2%	9.1%
% of FP17s Relating to Free Repair or Replacements	38	4,134	0.9%	1.0%	1.0%	0.8%
% of FP17s Relating to Continuations	23	4,134	0.6%	1.3%	1.4%	1.2%
% of Patients satisfied with the dentistry they have received	5	5	N/A	93.9%	93.1%	92.8%
% of Patients satisfied with the time they had to wait for an appointment	3	5	N/A	90.0%	89.5%	88.7%

* This is based on patients treated on this contract for their most recent course of treatment. Figures in italics indicate the base number of FP17s or Patient Questionnaire responses are less than 100. N/A is shown where the base number of responses is less than 10 during the period. % is calculated as Quantity/Base number*100

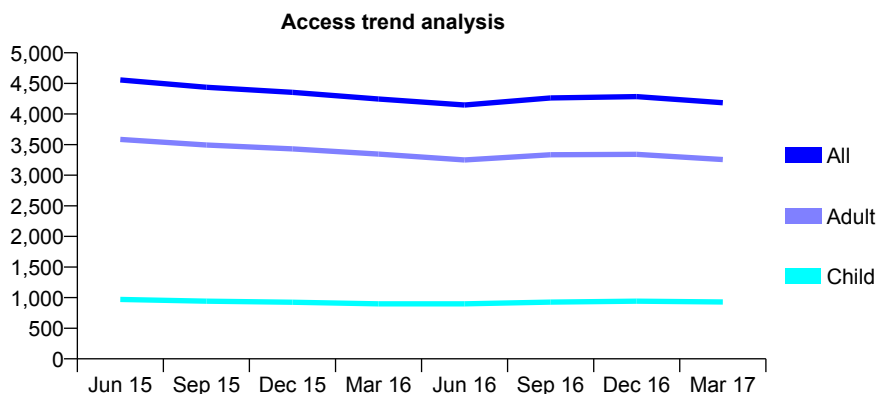
Q50 - Vital Signs At a Glance Contract Report for 122467/0001 - March 2017

Name or company name	Clifton Gardens Dental Practice
Contract type name	GDS Contract
Purpose of contract	General
Contract start date	01/07/2008
Contract end date	

16/17 Contracted general activity (UDA)	16,902
Carry forward general activity (UDA)	0
16/17 Contracted orthodontic activity (UOA)	0
Carry forward orthodontic activity (UOA)	0
Baseline contract value	£413,407.27

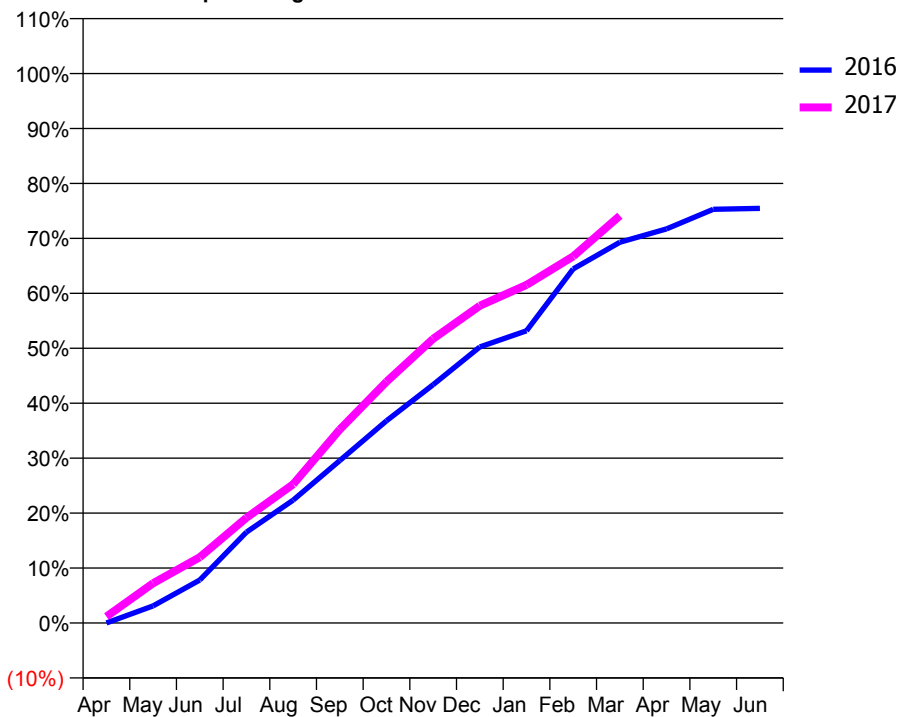
ACCESS*

Patients seen in 24 months	Total	Change since previous quarter
Quarter ending March 2016	4,245	
Quarter ending June 2016	4,148	↓
Quarter ending September 2016	4,262	↑
Quarter ending December 2016	4,284	→
Quarter ending March 2017	4,184	↓
Variance since March 2016	(1.4%)	↓



ACTIVITY

Cumulative percentage of contracted UDA delivered 2016 & 2017



Month	Adjusted Scheduled Activity (UDA)	
	2016	2017
April	0	199
May	526	1,223
June	1,323	2,026
July	2,795	3,240
August	3,780	4,270
September	4,996	5,955
October	6,220	7,420
November	7,331	8,743
December	8,494	9,762
January	8,991	10,402
February	10,894	11,276
March	11,710	12,530
April	12,122	
May	12,725	
June	12,755	

QUALITY

	Quantity	Base Number	Contract	AT	Region	England
% of FP17s for the same patient ID Re-attending within 3 months - Children	77	1,268	6.1%	10.2%	13.3%	12.3%
% of FP17s for the same patient ID Re-attending within 3 months - Adults	427	4,282	10.0%	13.7%	17.3%	16.7%
% of FP17s for the same patient ID Re-attending between 3 & 9 months - Children	749	1,268	59.1%	63.0%	58.9%	57.6%
% of FP17s for the same patient ID Re-attending between 3 & 9 months - Adults	2,655	4,282	62.0%	54.4%	52.2%	50.1%
% of FP17s for Band 1 Urgent Courses	370	5,160	7.2%	7.3%	9.2%	9.1%
% of FP17s Relating to Free Repair or Replacements	25	5,160	0.5%	1.0%	1.0%	0.8%
% of FP17s Relating to Continuations	44	5,160	0.9%	1.3%	1.4%	1.2%
% of Patients satisfied with the dentistry they have received	24	26	92.3%	93.9%	93.1%	92.8%
% of Patients satisfied with the time they had to wait for an appointment	23	26	88.5%	90.0%	89.5%	88.7%

* This is based on patients treated on this contract for their most recent course of treatment. Figures in italics indicate the base number of FP17s or Patient Questionnaire responses are less than 100. N/A is shown where the base number of responses is less than 10 during the period. % is calculated as Quantity/Base number*100

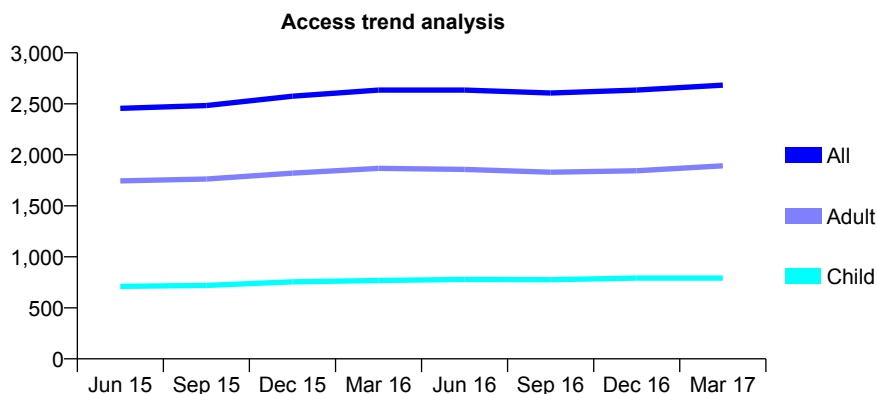
Q50 - Vital Signs At a Glance Contract Report for 122777/0001 - March 2017

Name or company name	Xeon Smiles UK Ltd
Contract type name	GDS Contract
Purpose of contract	General
Contract start date	01/11/2008
Contract end date	

16/17 Contracted general activity (UDA)	7,261
Carry forward general activity (UDA)	-66
16/17 Contracted orthodontic activity (UOA)	0
Carry forward orthodontic activity (UOA)	0
Baseline contract value	£186,222.79

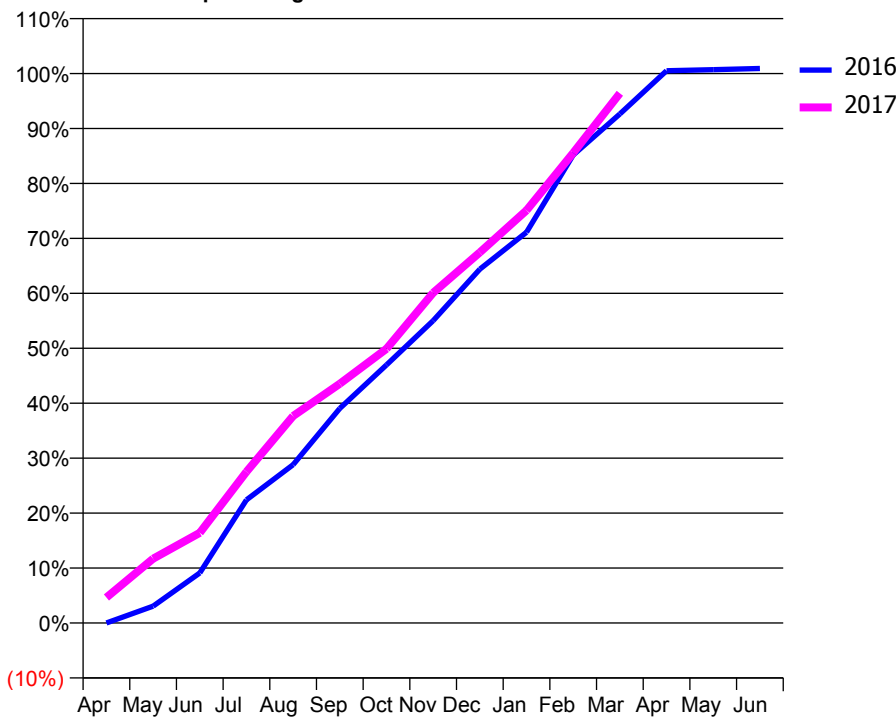
ACCESS*

Patients seen in 24 months	Total	Change since previous quarter
Quarter ending March 2016	2,635	
Quarter ending June 2016	2,635	→
Quarter ending September 2016	2,606	↓
Quarter ending December 2016	2,635	→
Quarter ending March 2017	2,683	→
Variance since March 2016	1.8%	→



ACTIVITY

Cumulative percentage of contracted UDA delivered 2016 & 2017



Month	Adjusted Scheduled Activity (UDA)	
	2016	2017
April	0	338
May	222	850
June	661	1,191
July	1,627	1,998
August	2,092	2,735
September	2,837	3,161
October	3,411	3,623
November	3,995	4,363
December	4,675	4,898
January	5,163	5,453
February	6,184	6,213
March	6,727	7,000
April	7,297	
May	7,312	
June	7,327	

QUALITY

	Quantity	Base Number	Contract	AT	Region	England
% of FP17s for the same patient ID Re-attending within 3 months - Children	162	1,366	11.9%	10.2%	13.3%	12.3%
% of FP17s for the same patient ID Re-attending within 3 months - Adults	398	2,755	14.4%	13.7%	17.3%	16.7%
% of FP17s for the same patient ID Re-attending between 3 & 9 months - Children	815	1,366	59.7%	63.0%	58.9%	57.6%
% of FP17s for the same patient ID Re-attending between 3 & 9 months - Adults	1,663	2,755	60.4%	54.4%	52.2%	50.1%
% of FP17s for Band 1 Urgent Courses	253	3,840	6.6%	7.3%	9.2%	9.1%
% of FP17s Relating to Free Repair or Replacements	70	3,840	1.8%	1.0%	1.0%	0.8%
% of FP17s Relating to Continuations	20	3,840	0.5%	1.3%	1.4%	1.2%
% of Patients satisfied with the dentistry they have received	8	8	N/A	93.9%	93.1%	92.8%
% of Patients satisfied with the time they had to wait for an appointment	7	8	N/A	90.0%	89.5%	88.7%

* This is based on patients treated on this contract for their most recent course of treatment. Figures in italics indicate the base number of FP17s or Patient Questionnaire responses are less than 100. N/A is shown where the base number of responses is less than 10 during the period. % is calculated as Quantity/Base number*100

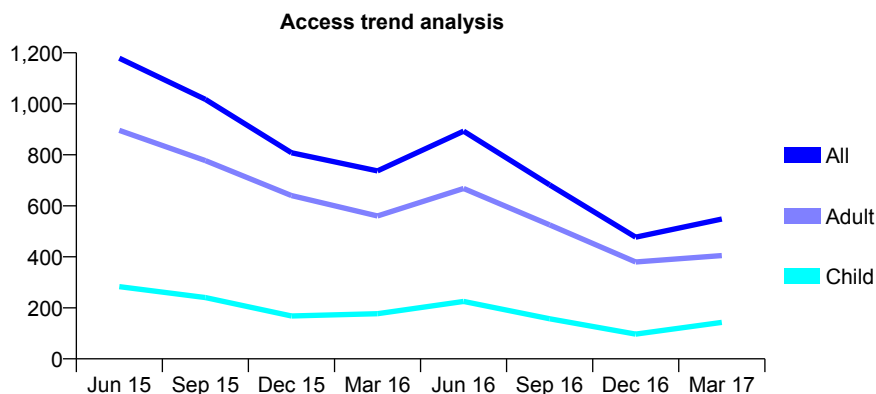
Q50 - Vital Signs At a Glance Contract Report for 124451/0001 - March 2017

Name or company name	MARKET LANE DENTAL CARE
Contract type name	GDS Contract
Purpose of contract	General
Contract start date	01/10/2013
Contract end date	

16/17 Contracted general activity (UDA)	4,700
Carry forward general activity (UDA)	0
16/17 Contracted orthodontic activity (UOA)	0
Carry forward orthodontic activity (UOA)	0
Baseline contract value	£106,874.11

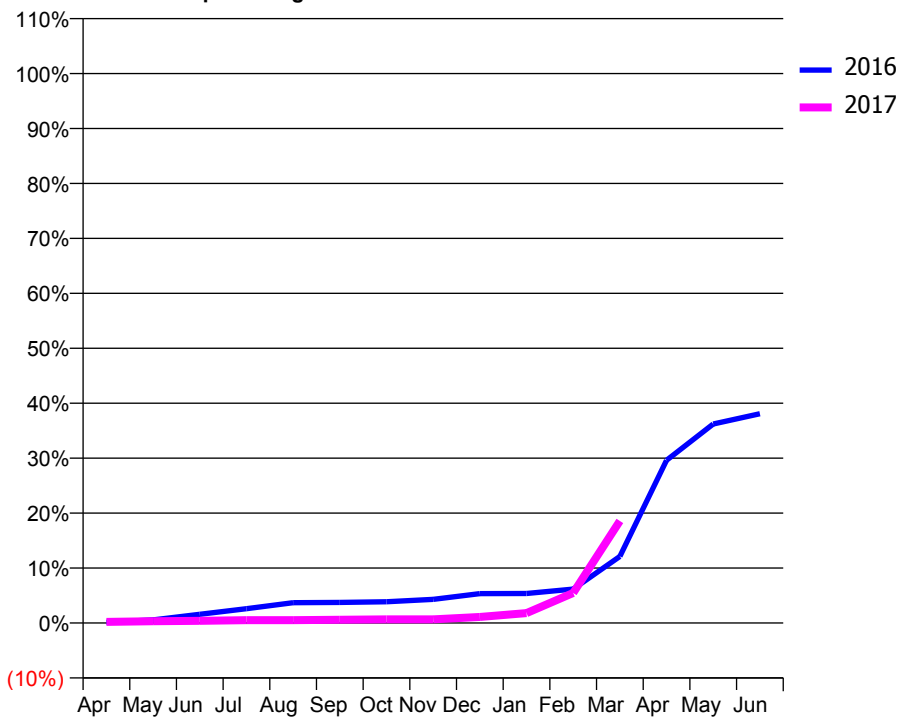
ACCESS*

Patients seen in 24 months	Total	Change since previous quarter
Quarter ending March 2016	737	
Quarter ending June 2016	893	↑
Quarter ending September 2016	682	↓
Quarter ending December 2016	477	↓
Quarter ending March 2017	548	↑
Variance since March 2016	(25.6%)	↓



ACTIVITY

Cumulative percentage of contracted UDA delivered 2016 & 2017



Adjusted Scheduled Activity (UDA)

Month	2016	2017
April	6	10
May	27	15
June	75	19
July	123	25
August	174	25
September	176	28
October	182	32
November	202	32
December	251	52
January	252	85
February	290	257
March	570	873
April	1,392	
May	1,702	
June	1,790	

QUALITY

	Quantity	Base Number	Contract	AT	Region	England
% of FP17s for the same patient ID Re-attending within 3 months - Children	6	231	2.6%	10.2%	13.3%	12.3%
% of FP17s for the same patient ID Re-attending within 3 months - Adults	13	631	2.1%	13.7%	17.3%	16.7%
% of FP17s for the same patient ID Re-attending between 3 & 9 months - Children	2	231	0.9%	63.0%	58.9%	57.6%
% of FP17s for the same patient ID Re-attending between 3 & 9 months - Adults	10	631	1.6%	54.4%	52.2%	50.1%
% of FP17s for Band 1 Urgent Courses	39	374	10.4%	7.3%	9.2%	9.1%
% of FP17s Relating to Free Repair or Replacements	2	374	0.5%	1.0%	1.0%	0.8%
% of FP17s Relating to Continuations	3	374	0.8%	1.3%	1.4%	1.2%
% of Patients satisfied with the dentistry they have received	0	0	N/A	93.9%	93.1%	92.8%
% of Patients satisfied with the time they had to wait for an appointment	0	0	N/A	90.0%	89.5%	88.7%

* This is based on patients treated on this contract for their most recent course of treatment. Figures in italics indicate the base number of FP17s or Patient Questionnaire responses are less than 100. N/A is shown where the base number of responses is less than 10 during the period. % is calculated as Quantity/Base number*100

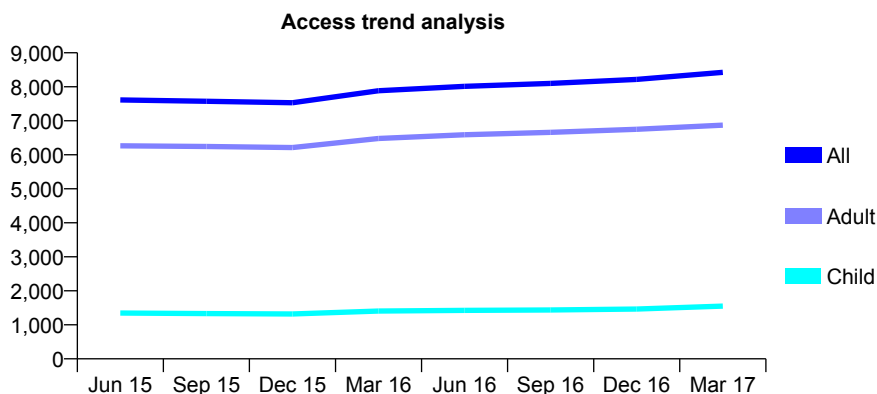
Q50 - Vital Signs At a Glance Contract Report for 125695/0001 - March 2017

Name or company name	Denbond Ltd
Contract type name	GDS Contract
Purpose of contract	General
Contract start date	22/03/2012
Contract end date	

16/17 Contracted general activity (UDA)	26,352
Carry forward general activity (UDA)	520
16/17 Contracted orthodontic activity (UOA)	0
Carry forward orthodontic activity (UOA)	0
Baseline contract value	£789,715.30

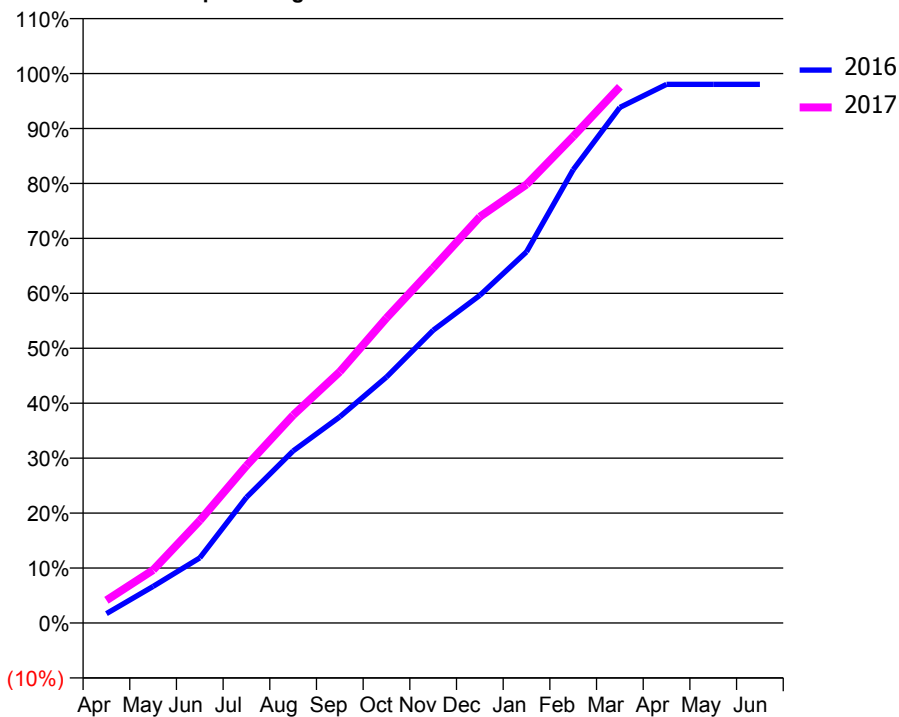
ACCESS*

Patients seen in 24 months	Total	Change since previous quarter
Quarter ending March 2016	7,886	
Quarter ending June 2016	8,013	→
Quarter ending September 2016	8,101	→
Quarter ending December 2016	8,217	→
Quarter ending March 2017	8,424	↑
Variance since March 2016	6.8%	↑



ACTIVITY

Cumulative percentage of contracted UDA delivered 2016 & 2017



Month	Adjusted Scheduled Activity (UDA)	
	2016	2017
April	449	1,092
May	1,754	2,541
June	3,122	4,912
July	6,027	7,546
August	8,250	9,965
September	9,889	12,050
October	11,792	14,629
November	14,043	17,033
December	15,716	19,480
January	17,803	21,029
February	21,738	23,331
March	24,724	25,714
April	25,835	
May	25,830	
June	25,832	

QUALITY

	Quantity	Base Number	Contract	AT	Region	England
% of FP17s for the same patient ID Re-attending within 3 months - Children	161	2,483	6.5%	10.2%	13.3%	12.3%
% of FP17s for the same patient ID Re-attending within 3 months - Adults	1,355	10,556	12.8%	13.7%	17.3%	16.7%
% of FP17s for the same patient ID Re-attending between 3 & 9 months - Children	1,647	2,483	66.3%	63.0%	58.9%	57.6%
% of FP17s for the same patient ID Re-attending between 3 & 9 months - Adults	6,652	10,556	63.0%	54.4%	52.2%	50.1%
% of FP17s for Band 1 Urgent Courses	744	12,547	5.9%	7.3%	9.2%	9.1%
% of FP17s Relating to Free Repair or Replacements	83	12,547	0.7%	1.0%	1.0%	0.8%
% of FP17s Relating to Continuations	224	12,547	1.8%	1.3%	1.4%	1.2%
% of Patients satisfied with the dentistry they have received	40	45	88.9%	93.9%	93.1%	92.8%
% of Patients satisfied with the time they had to wait for an appointment	41	45	91.1%	90.0%	89.5%	88.7%

* This is based on patients treated on this contract for their most recent course of treatment. Figures in italics indicate the base number of FP17s or Patient Questionnaire responses are less than 100. N/A is shown where the base number of responses is less than 10 during the period. % is calculated as Quantity/Base number*100

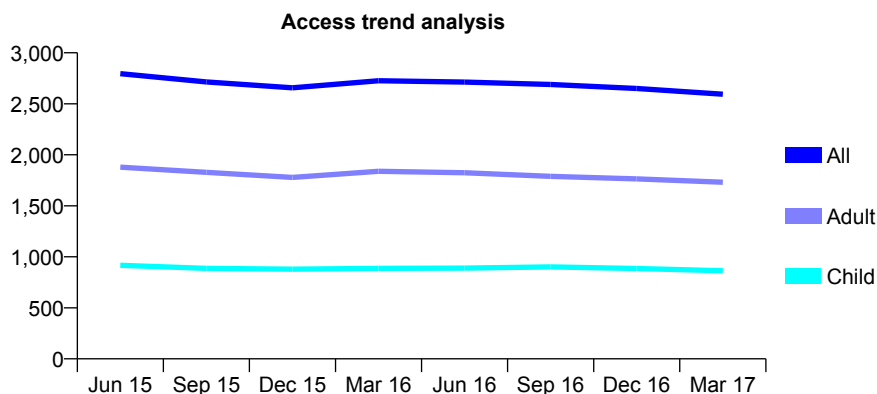
Q50 - Vital Signs At a Glance Contract Report for 125717/0001 - March 2017

Name or company name	Andrew Jones Dental Practice Ltd
Contract type name	GDS Contract
Purpose of contract	General and Orthodontic
Contract start date	01/04/2008
Contract end date	

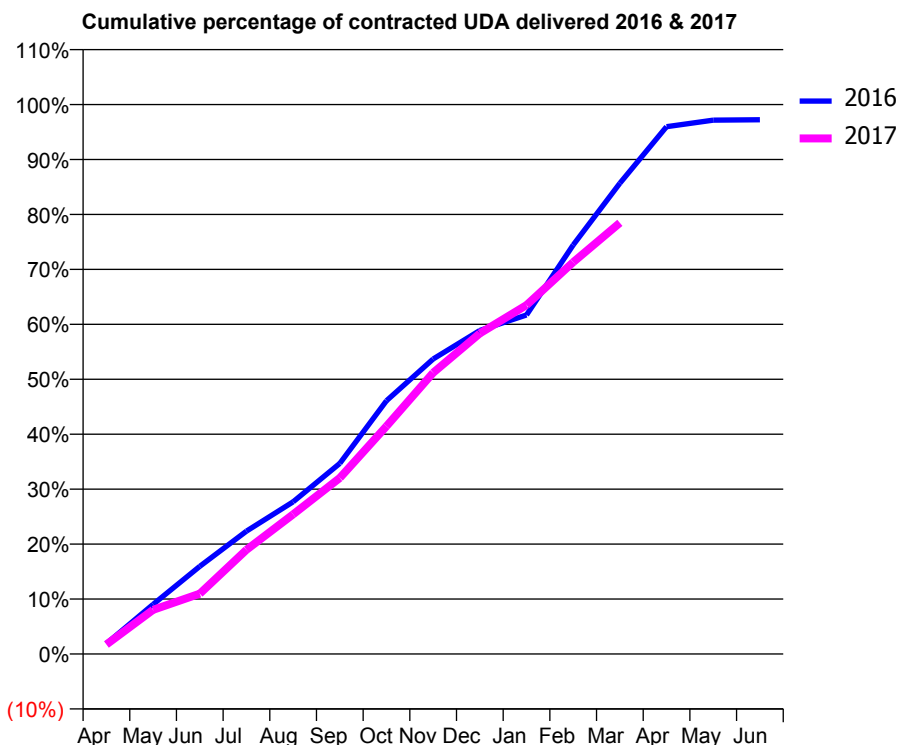
16/17 Contracted general activity (UDA)	5,433
Carry forward general activity (UDA)	151
16/17 Contracted orthodontic activity (UOA)	42
Carry forward orthodontic activity (UOA)	-1
Baseline contract value	£149,065.42

ACCESS*

Patients seen in 24 months	Total	Change since previous quarter
Quarter ending March 2016	2,726	
Quarter ending June 2016	2,713	→
Quarter ending September 2016	2,690	→
Quarter ending December 2016	2,650	↓
Quarter ending March 2017	2,594	↓
Variance since March 2016	(4.8%)	↓



ACTIVITY



Month	Adjusted Scheduled Activity (UDA)	
	2016	2017
April	103	94
May	491	437
June	867	596
July	1,215	1,031
August	1,504	1,381
September	1,885	1,741
October	2,505	2,253
November	2,917	2,782
December	3,199	3,170
January	3,353	3,450
February	4,044	3,874
March	4,655	4,264
April	5,214	
May	5,279	
June	5,282	

QUALITY

	Quantity	Base Number	Contract	AT	Region	England
% of FP17s for the same patient ID Re-attending within 3 months - Children	105	1,451	7.2%	10.2%	13.3%	12.3%
% of FP17s for the same patient ID Re-attending within 3 months - Adults	288	2,150	13.4%	13.7%	17.3%	16.7%
% of FP17s for the same patient ID Re-attending between 3 & 9 months - Children	1,024	1,451	70.6%	63.0%	58.9%	57.6%
% of FP17s for the same patient ID Re-attending between 3 & 9 months - Adults	1,300	2,150	60.5%	54.4%	52.2%	50.1%
% of FP17s for Band 1 Urgent Courses	133	2,290	5.8%	7.3%	9.2%	9.1%
% of FP17s Relating to Free Repair or Replacements	24	2,290	1.0%	1.0%	1.0%	0.8%
% of FP17s Relating to Continuations	5	2,290	0.2%	1.3%	1.4%	1.2%
% of Patients satisfied with the dentistry they have received	9	10	90.0%	93.9%	93.1%	92.8%
% of Patients satisfied with the time they had to wait for an appointment	8	10	80.0%	90.0%	89.5%	88.7%

* This is based on patients treated on this contract for their most recent course of treatment. Figures in italics indicate the base number of FP17s or Patient Questionnaire responses are less than 100. N/A is shown where the base number of responses is less than 10 during the period. % is calculated as Quantity/Base number*100

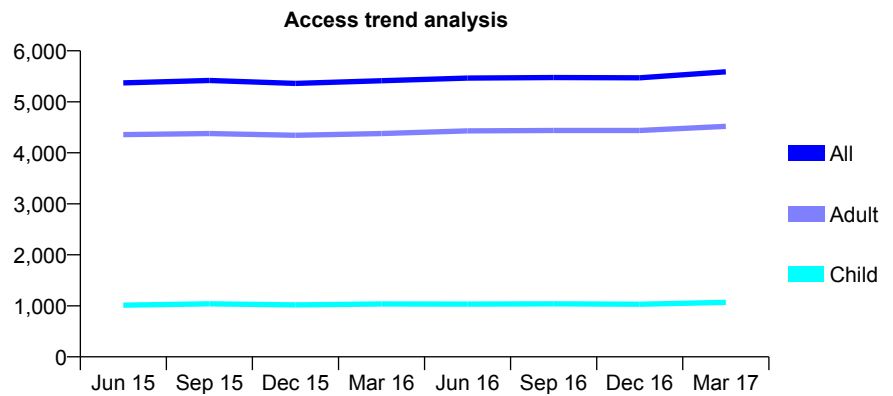
Q50 - Vital Signs At a Glance Contract Report for 126012/0001 - March 2017

Name or company name	Alpha Dental Dales
Contract type name	GDS Contract
Purpose of contract	General
Contract start date	21/10/2009
Contract end date	

16/17 Contracted general activity (UDA)	16,000
Carry forward general activity (UDA)	75
16/17 Contracted orthodontic activity (UOA)	0
Carry forward orthodontic activity (UOA)	0
Baseline contract value	£549,115.09

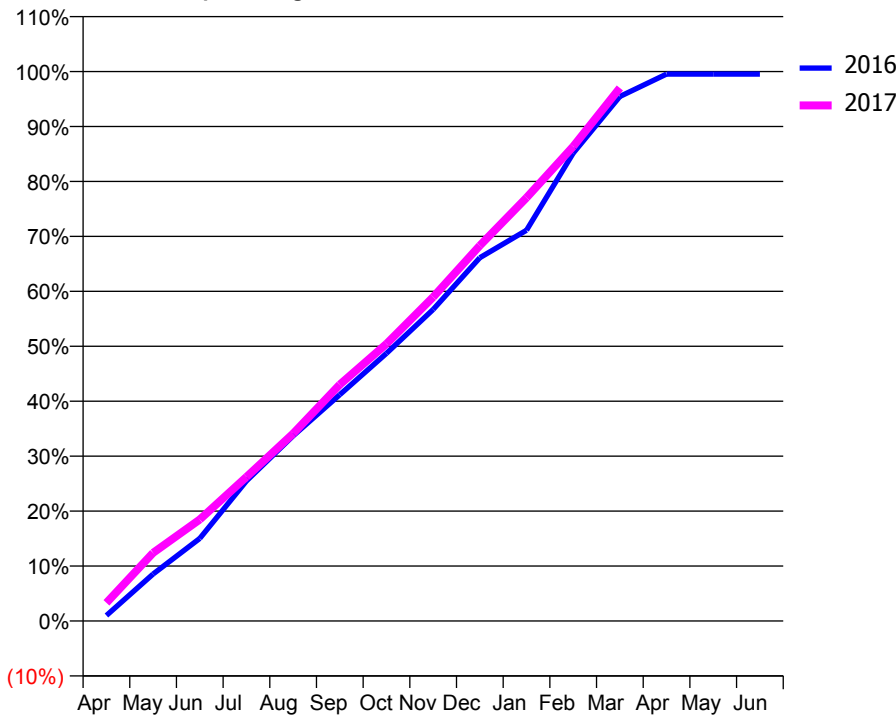
ACCESS*

Patients seen in 24 months	Total	Change since previous quarter
Quarter ending March 2016	5,413	
Quarter ending June 2016	5,465	→
Quarter ending September 2016	5,476	→
Quarter ending December 2016	5,470	→
Quarter ending March 2017	5,588	↑
Variance since March 2016	3.2%	↑



ACTIVITY

Cumulative percentage of contracted UDA delivered 2016 & 2017



Month	Adjusted Scheduled Activity (UDA)	
	2016	2017
April	163	529
May	1,370	1,985
June	2,404	2,958
July	4,077	4,194
August	5,390	5,456
September	6,590	6,886
October	7,796	8,071
November	9,073	9,434
December	10,577	10,934
January	11,377	12,328
February	13,621	13,818
March	15,271	15,523
April	15,924	
May	15,925	
June	15,925	

QUALITY

	Quantity	Base Number	Contract	AT	Region	England
% of FP17s for the same patient ID Re-attending within 3 months - Children	115	1,790	6.4%	10.2%	13.3%	12.3%
% of FP17s for the same patient ID Re-attending within 3 months - Adults	774	6,679	11.6%	13.7%	17.3%	16.7%
% of FP17s for the same patient ID Re-attending between 3 & 9 months - Children	1,231	1,790	68.8%	63.0%	58.9%	57.6%
% of FP17s for the same patient ID Re-attending between 3 & 9 months - Adults	3,944	6,679	59.1%	54.4%	52.2%	50.1%
% of FP17s for Band 1 Urgent Courses	410	7,613	5.4%	7.3%	9.2%	9.1%
% of FP17s Relating to Free Repair or Replacements	83	7,613	1.1%	1.0%	1.0%	0.8%
% of FP17s Relating to Continuations	109	7,613	1.4%	1.3%	1.4%	1.2%
% of Patients satisfied with the dentistry they have received	18	20	90.0%	93.9%	93.1%	92.8%
% of Patients satisfied with the time they had to wait for an appointment	17	20	85.0%	90.0%	89.5%	88.7%

* This is based on patients treated on this contract for their most recent course of treatment. Figures in italics indicate the base number of FP17s or Patient Questionnaire responses are less than 100. N/A is shown where the base number of responses is less than 10 during the period. % is calculated as Quantity/Base number*100

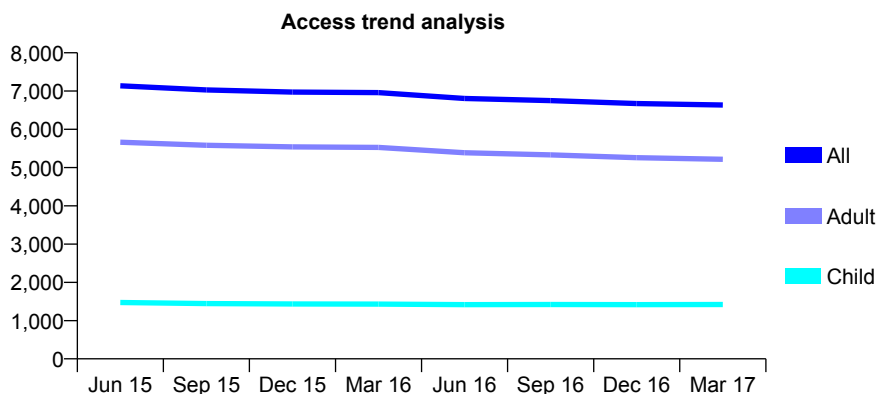
Q50 - Vital Signs At a Glance Contract Report for 126772/0002 - March 2017

Name or company name	Alpha Dental Studio Northallerton
Contract type name	GDS Contract
Purpose of contract	General
Contract start date	01/05/2009
Contract end date	

16/17 Contracted general activity (UDA)	21,000
Carry forward general activity (UDA)	456
16/17 Contracted orthodontic activity (UOA)	0
Carry forward orthodontic activity (UOA)	0
Baseline contract value	£596,840.95

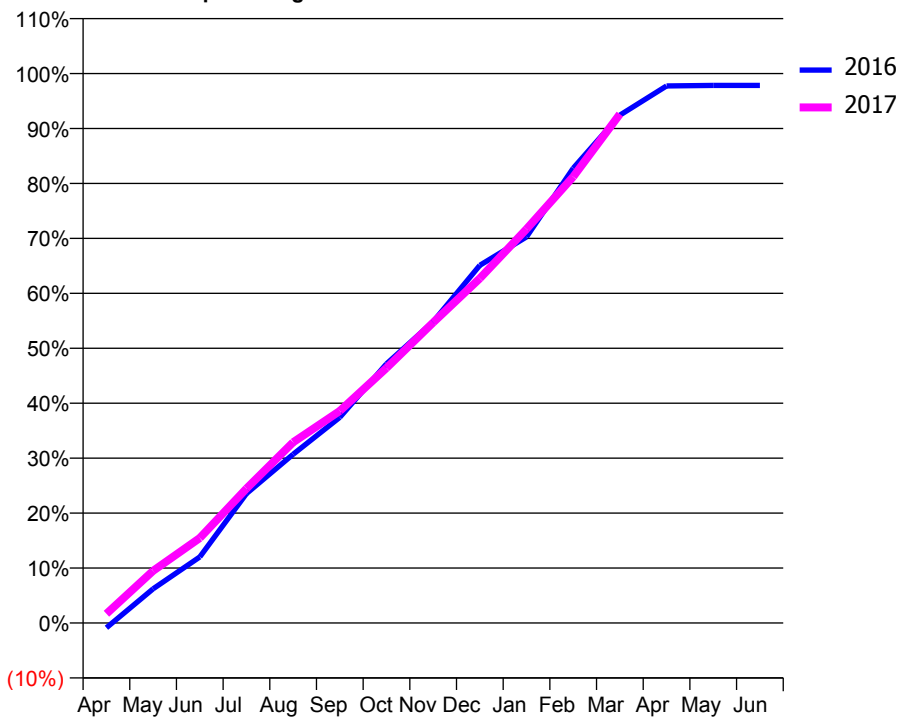
ACCESS*

Patients seen in 24 months	Total	Change since previous quarter
Quarter ending March 2016	6,958	
Quarter ending June 2016	6,805	↓
Quarter ending September 2016	6,750	→
Quarter ending December 2016	6,675	↓
Quarter ending March 2017	6,637	→
Variance since March 2016	(4.6%)	↓



ACTIVITY

Cumulative percentage of contracted UDA delivered 2016 & 2017



Month	Adjusted Scheduled Activity (UDA)	
	2016	2017
April	-185	355
May	1,305	1,994
June	2,524	3,251
July	4,946	5,140
August	6,450	6,906
September	7,859	8,106
October	9,905	9,746
November	11,514	11,484
December	13,669	13,173
January	14,756	15,057
February	17,380	17,055
March	19,411	19,450
April	20,524	
May	20,544	
June	20,544	

QUALITY

	Quantity	Base Number	Contract	AT	Region	England
% of FP17s for the same patient ID Re-attending within 3 months - Children	125	2,079	6.0%	10.2%	13.3%	12.3%
% of FP17s for the same patient ID Re-attending within 3 months - Adults	791	7,148	11.1%	13.7%	17.3%	16.7%
% of FP17s for the same patient ID Re-attending between 3 & 9 months - Children	1,189	2,079	57.2%	63.0%	58.9%	57.6%
% of FP17s for the same patient ID Re-attending between 3 & 9 months - Adults	4,268	7,148	59.7%	54.4%	52.2%	50.1%
% of FP17s for Band 1 Urgent Courses	288	8,579	3.4%	7.3%	9.2%	9.1%
% of FP17s Relating to Free Repair or Replacements	110	8,579	1.3%	1.0%	1.0%	0.8%
% of FP17s Relating to Continuations	185	8,579	2.2%	1.3%	1.4%	1.2%
% of Patients satisfied with the dentistry they have received	19	20	95.0%	93.9%	93.1%	92.8%
% of Patients satisfied with the time they had to wait for an appointment	18	20	90.0%	90.0%	89.5%	88.7%

* This is based on patients treated on this contract for their most recent course of treatment. Figures in italics indicate the base number of FP17s or Patient Questionnaire responses are less than 100. N/A is shown where the base number of responses is less than 10 during the period. % is calculated as Quantity/Base number*100

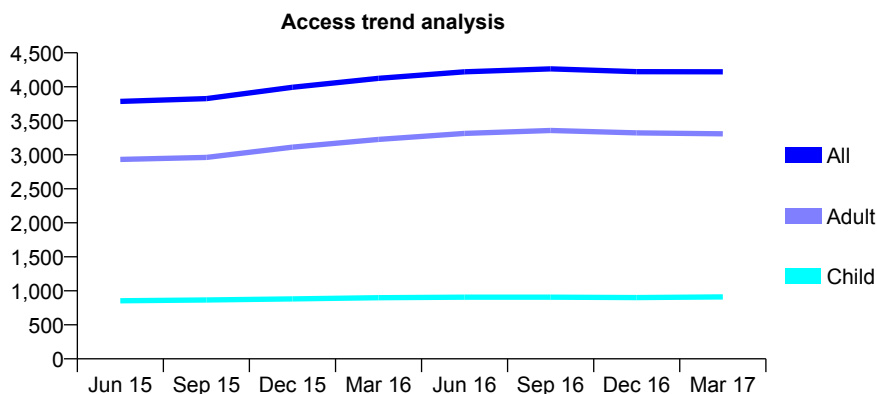
Q50 - Vital Signs At a Glance Contract Report for 130060/0001 - March 2017

Name or company name	Lion House Dental Practice Ltd
Contract type name	GDS Contract
Purpose of contract	General
Contract start date	01/02/2013
Contract end date	

16/17 Contracted general activity (UDA)	11,420
Carry forward general activity (UDA)	-35
16/17 Contracted orthodontic activity (UOA)	0
Carry forward orthodontic activity (UOA)	0
Baseline contract value	£312,531.98

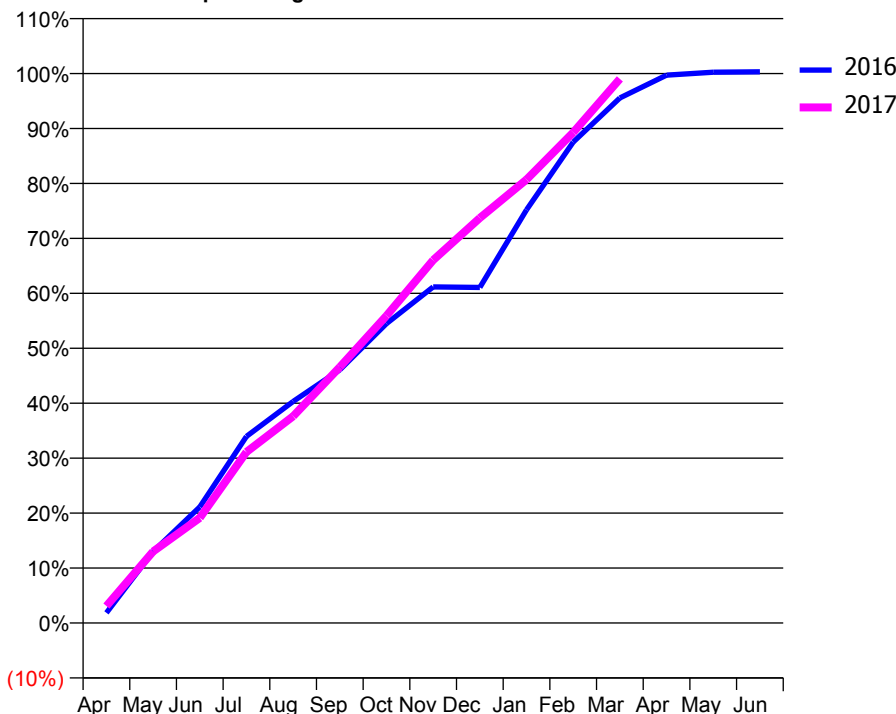
ACCESS*

Patients seen in 24 months	Total	Change since previous quarter
Quarter ending March 2016	4,125	
Quarter ending June 2016	4,221	↑
Quarter ending September 2016	4,263	→
Quarter ending December 2016	4,223	→
Quarter ending March 2017	4,220	→
Variance since March 2016	2.3%	↑



ACTIVITY

Cumulative percentage of contracted UDA delivered 2016 & 2017



Month	Adjusted Scheduled Activity (UDA)	
	2016	2017
April	212	353
May	1,483	1,487
June	2,413	2,185
July	3,877	3,553
August	4,606	4,297
September	5,261	5,320
October	6,223	6,386
November	6,984	7,543
December	6,975	8,417
January	8,586	9,215
February	9,995	10,194
March	10,911	11,307
April	11,385	
May	11,448	
June	11,455	

QUALITY

	Quantity	Base Number	Contract	AT	Region	England
% of FP17s for the same patient ID Re-attending within 3 months - Children	132	1,423	9.3%	10.2%	13.3%	12.3%
% of FP17s for the same patient ID Re-attending within 3 months - Adults	1,347	5,257	25.6%	13.7%	17.3%	16.7%
% of FP17s for the same patient ID Re-attending between 3 & 9 months - Children	804	1,423	56.5%	63.0%	58.9%	57.6%
% of FP17s for the same patient ID Re-attending between 3 & 9 months - Adults	2,748	5,257	52.3%	54.4%	52.2%	50.1%
% of FP17s for Band 1 Urgent Courses	805	5,721	14.1%	7.3%	9.2%	9.1%
% of FP17s Relating to Free Repair or Replacements	101	5,721	1.8%	1.0%	1.0%	0.8%
% of FP17s Relating to Continuations	67	5,721	1.2%	1.3%	1.4%	1.2%
% of Patients satisfied with the dentistry they have received	29	29	100.0%	93.9%	93.1%	92.8%
% of Patients satisfied with the time they had to wait for an appointment	26	29	89.7%	90.0%	89.5%	88.7%

* This is based on patients treated on this contract for their most recent course of treatment. Figures in italics indicate the base number of FP17s or Patient Questionnaire responses are less than 100. N/A is shown where the base number of responses is less than 10 during the period. % is calculated as Quantity/Base number*100

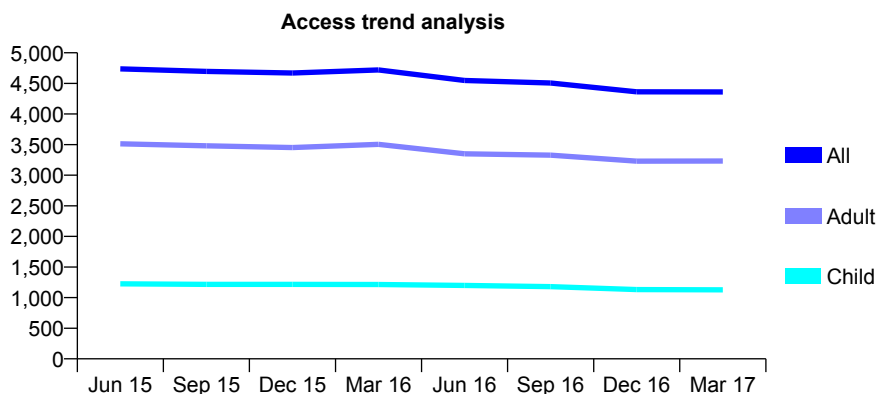
Q50 - Vital Signs At a Glance Contract Report for 131520/0001 - March 2017

Name or company name	Dentaris Limited
Contract type name	GDS Contract
Purpose of contract	General
Contract start date	01/04/2008
Contract end date	

16/17 Contracted general activity (UDA)	13,500
Carry forward general activity (UDA)	-270
16/17 Contracted orthodontic activity (UOA)	0
Carry forward orthodontic activity (UOA)	0
Baseline contract value	£353,453.30

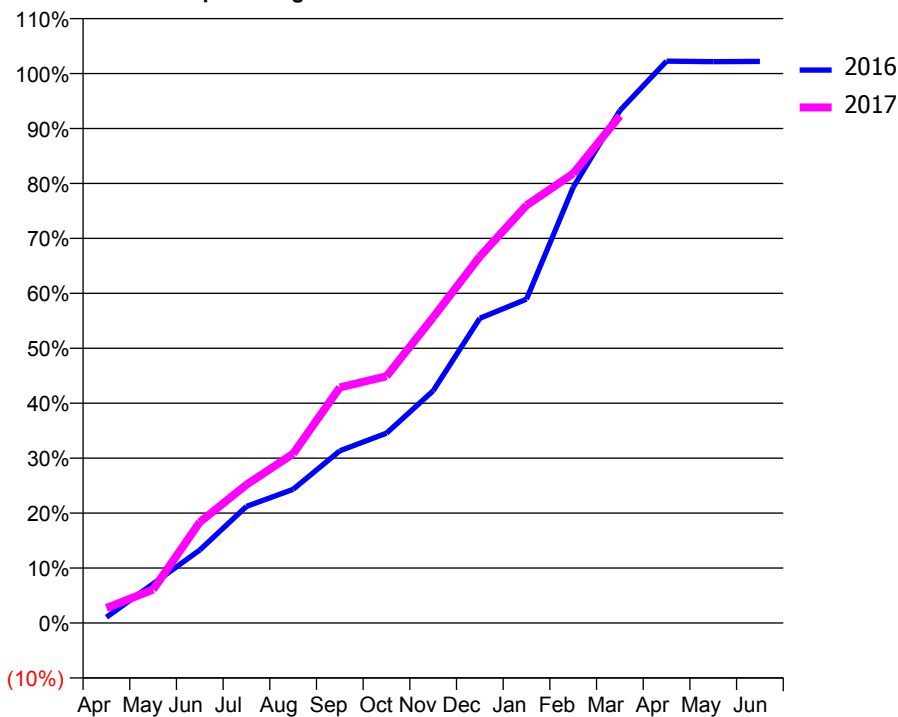
ACCESS*

Patients seen in 24 months	Total	Change since previous quarter
Quarter ending March 2016	4,719	
Quarter ending June 2016	4,549	↓
Quarter ending September 2016	4,507	→
Quarter ending December 2016	4,362	↓
Quarter ending March 2017	4,360	→
Variance since March 2016	(7.6%)	↓



ACTIVITY

Cumulative percentage of contracted UDA delivered 2016 & 2017



Month	Adjusted Scheduled Activity (UDA)	
	2016	2017
April	144	368
May	964	820
June	1,795	2,480
July	2,864	3,400
August	3,284	4,159
September	4,231	5,788
October	4,663	6,063
November	5,706	7,510
December	7,487	9,004
January	7,956	10,262
February	10,706	11,042
March	12,589	12,456
April	13,803	
May	13,790	
June	13,797	

QUALITY

	Quantity	Base Number	Contract	AT	Region	England
% of FP17s for the same patient ID Re-attending within 3 months - Children	75	1,451	5.2%	10.2%	13.3%	12.3%
% of FP17s for the same patient ID Re-attending within 3 months - Adults	375	3,767	10.0%	13.7%	17.3%	16.7%
% of FP17s for the same patient ID Re-attending between 3 & 9 months - Children	790	1,451	54.4%	63.0%	58.9%	57.6%
% of FP17s for the same patient ID Re-attending between 3 & 9 months - Adults	2,032	3,767	53.9%	54.4%	52.2%	50.1%
% of FP17s for Band 1 Urgent Courses	131	4,848	2.7%	7.3%	9.2%	9.1%
% of FP17s Relating to Free Repair or Replacements	31	4,848	0.6%	1.0%	1.0%	0.8%
% of FP17s Relating to Continuations	18	4,848	0.4%	1.3%	1.4%	1.2%
% of Patients satisfied with the dentistry they have received	9	9	N/A	93.9%	93.1%	92.8%
% of Patients satisfied with the time they had to wait for an appointment	8	9	N/A	90.0%	89.5%	88.7%

* This is based on patients treated on this contract for their most recent course of treatment. Figures in italics indicate the base number of FP17s or Patient Questionnaire responses are less than 100. N/A is shown where the base number of responses is less than 10 during the period. % is calculated as Quantity/Base number*100

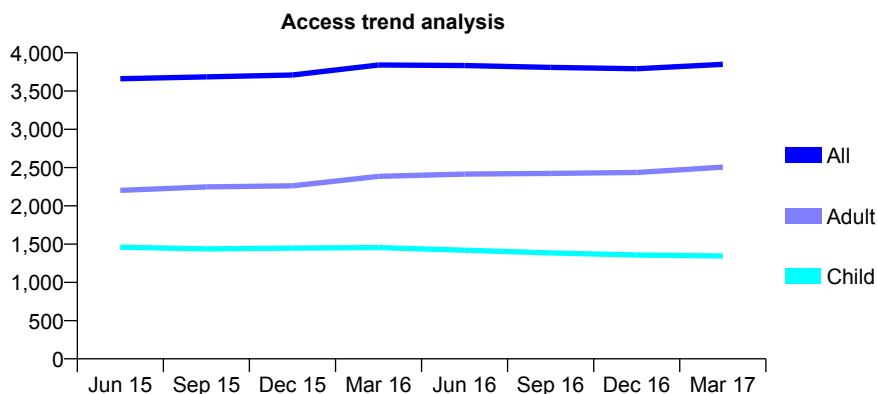
Q50 - Vital Signs At a Glance Contract Report for 132667/0001 - March 2017

Name or company name	Barton Dental Care Limited
Contract type name	GDS Contract
Purpose of contract	General and Orthodontic
Contract start date	01/04/2011
Contract end date	

16/17 Contracted general activity (UDA)	9,295
Carry forward general activity (UDA)	271
16/17 Contracted orthodontic activity (UOA)	548
Carry forward orthodontic activity (UOA)	-6
Baseline contract value	£325,369.91

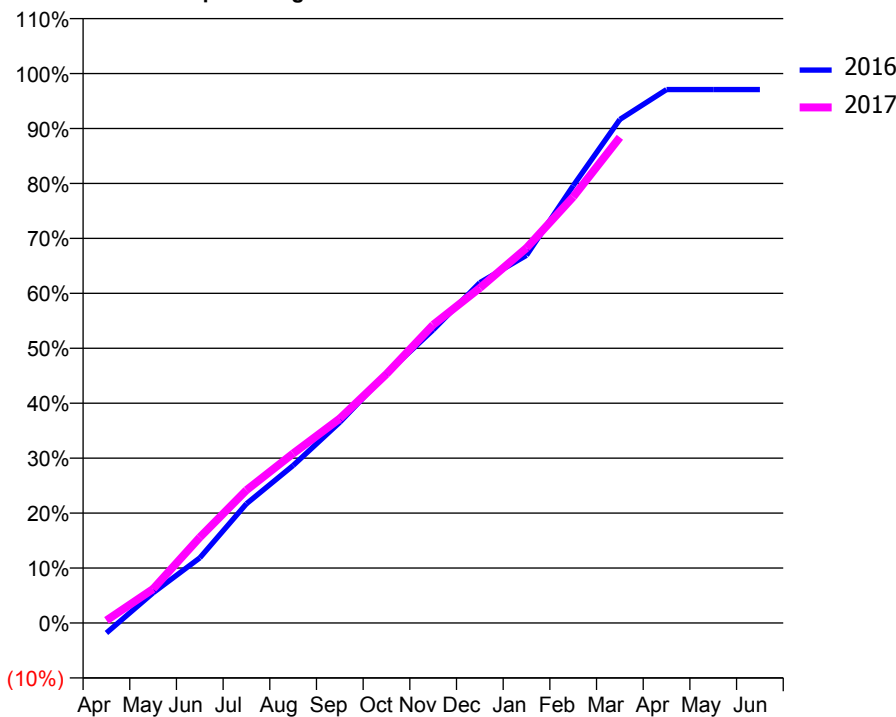
ACCESS*

Patients seen in 24 months	Total	Change since previous quarter
Quarter ending March 2016	3,840	
Quarter ending June 2016	3,834	→
Quarter ending September 2016	3,809	→
Quarter ending December 2016	3,792	→
Quarter ending March 2017	3,850	→
Variance since March 2016	0.3%	→



ACTIVITY

Cumulative percentage of contracted UDA delivered 2016 & 2017



Adjusted Scheduled Activity (UDA)

Month	2016	2017
April	-170	44
May	511	577
June	1,102	1,450
July	2,018	2,247
August	2,666	2,868
September	3,396	3,459
October	4,218	4,212
November	4,960	5,045
December	5,758	5,667
January	6,220	6,345
February	7,398	7,208
March	8,519	8,216
April	9,023	
May	9,023	
June	9,023	

QUALITY

	Quantity	Base Number	Contract	AT	Region	England
% of FP17s for the same patient ID Re-attending within 3 months - Children	141	1,985	7.1%	10.2%	13.3%	12.3%
% of FP17s for the same patient ID Re-attending within 3 months - Adults	493	3,068	16.1%	13.7%	17.3%	16.7%
% of FP17s for the same patient ID Re-attending between 3 & 9 months - Children	1,345	1,985	67.8%	63.0%	58.9%	57.6%
% of FP17s for the same patient ID Re-attending between 3 & 9 months - Adults	1,297	3,068	42.3%	54.4%	52.2%	50.1%
% of FP17s for Band 1 Urgent Courses	285	4,701	6.1%	7.3%	9.2%	9.1%
% of FP17s Relating to Free Repair or Replacements	0	4,701	0.0%	1.0%	1.0%	0.8%
% of FP17s Relating to Continuations	71	4,701	1.5%	1.3%	1.4%	1.2%
% of Patients satisfied with the dentistry they have received	5	5	N/A	93.9%	93.1%	92.8%
% of Patients satisfied with the time they had to wait for an appointment	5	5	N/A	90.0%	89.5%	88.7%

* This is based on patients treated on this contract for their most recent course of treatment. Figures in italics indicate the base number of FP17s or Patient Questionnaire responses are less than 100. N/A is shown where the base number of responses is less than 10 during the period. % is calculated as Quantity/Base number*100

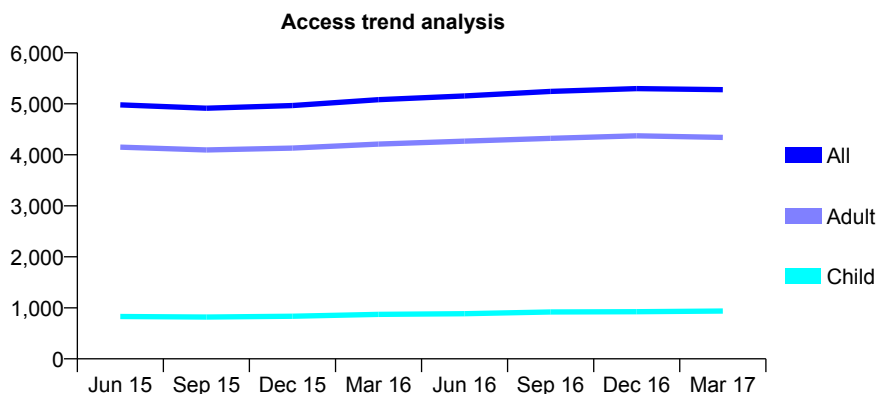
Q50 - Vital Signs At a Glance Contract Report for 132756/0001 - March 2017

Name or company name	North Marine Road Dental practice Partners
Contract type name	GDS Contract
Purpose of contract	General
Contract start date	30/11/2011
Contract end date	

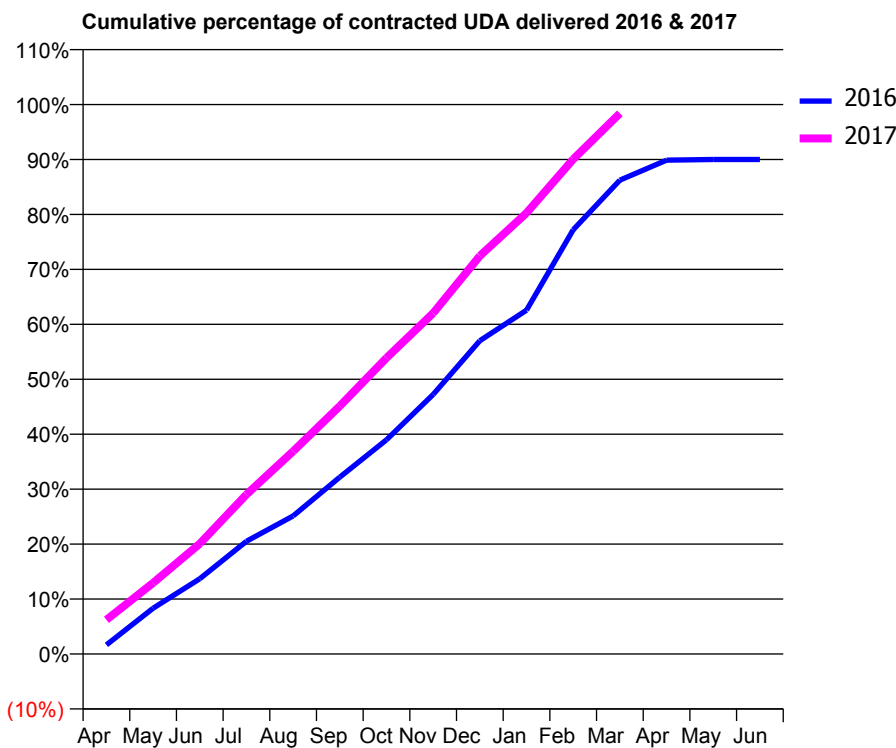
16/17 Contracted general activity (UDA)	14,442
Carry forward general activity (UDA)	0
16/17 Contracted orthodontic activity (UOA)	0
Carry forward orthodontic activity (UOA)	0
Baseline contract value	£499,810.36

ACCESS*

Patients seen in 24 months	Total	Change since previous quarter
Quarter ending March 2016	5,082	
Quarter ending June 2016	5,153	→
Quarter ending September 2016	5,243	→
Quarter ending December 2016	5,297	→
Quarter ending March 2017	5,278	→
Variance since March 2016	3.9%	↑



ACTIVITY



Month	Adjusted Scheduled Activity (UDA)	
	2016	2017
April	240	898
May	1,203	1,871
June	1,977	2,900
July	2,965	4,193
August	3,629	5,328
September	4,650	6,516
October	5,629	7,781
November	6,823	8,960
December	8,236	10,463
January	9,037	11,593
February	11,151	13,004
March	12,453	14,210
April	12,979	
May	12,997	
June	12,997	

QUALITY

	Quantity	Base Number	Contract	AT	Region	England
% of FP17s for the same patient ID Re-attending within 3 months - Children	61	1,275	4.8%	10.2%	13.3%	12.3%
% of FP17s for the same patient ID Re-attending within 3 months - Adults	568	5,623	10.1%	13.7%	17.3%	16.7%
% of FP17s for the same patient ID Re-attending between 3 & 9 months - Children	665	1,275	52.2%	63.0%	58.9%	57.6%
% of FP17s for the same patient ID Re-attending between 3 & 9 months - Adults	2,553	5,623	45.4%	54.4%	52.2%	50.1%
% of FP17s for Band 1 Urgent Courses	350	6,718	5.2%	7.3%	9.2%	9.1%
% of FP17s Relating to Free Repair or Replacements	28	6,718	0.4%	1.0%	1.0%	0.8%
% of FP17s Relating to Continuations	118	6,718	1.8%	1.3%	1.4%	1.2%
% of Patients satisfied with the dentistry they have received	17	17	100.0%	93.9%	93.1%	92.8%
% of Patients satisfied with the time they had to wait for an appointment	16	17	94.1%	90.0%	89.5%	88.7%

* This is based on patients treated on this contract for their most recent course of treatment. Figures in italics indicate the base number of FP17s or Patient Questionnaire responses are less than 100. N/A is shown where the base number of responses is less than 10 during the period. % is calculated as Quantity/Base number*100

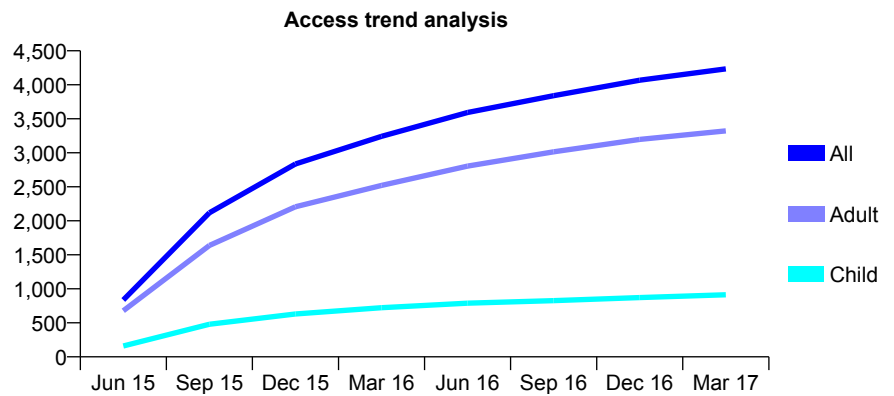
Q50 - Vital Signs At a Glance Contract Report for 137545/0001 - March 2017

Name or company name	The Dental Design Studio
Contract type name	GDS Contract
Purpose of contract	General
Contract start date	01/05/2015
Contract end date	

16/17 Contracted general activity (UDA)	11,000
Carry forward general activity (UDA)	0
16/17 Contracted orthodontic activity (UOA)	0
Carry forward orthodontic activity (UOA)	0
Baseline contract value	£350,877.94

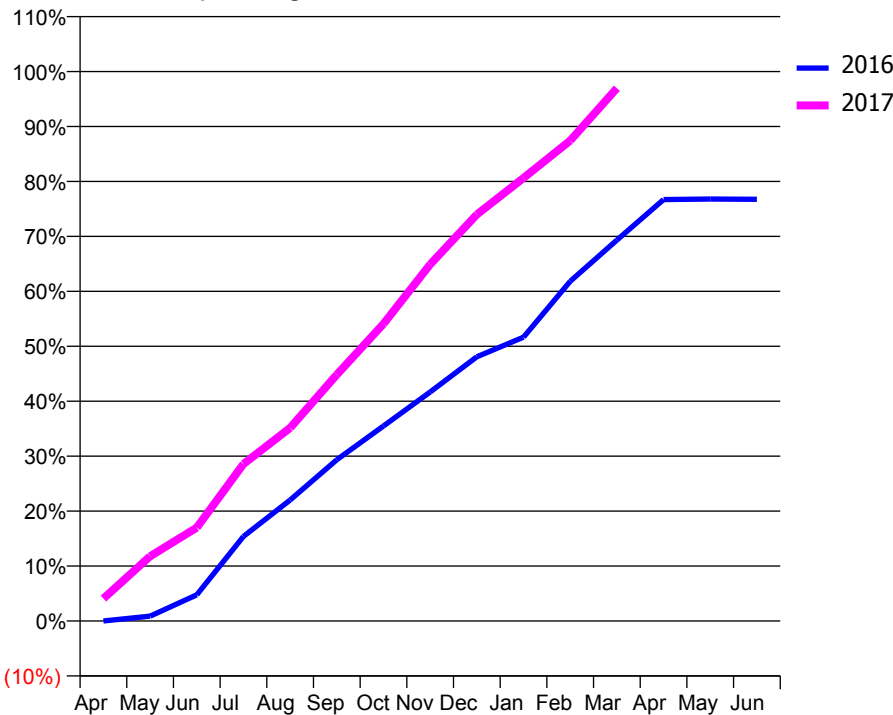
ACCESS*

Patients seen in 24 months	Total	Change since previous quarter
Quarter ending March 2016	3,242	
Quarter ending June 2016	3,593	↑
Quarter ending September 2016	3,841	↑
Quarter ending December 2016	4,068	↑
Quarter ending March 2017	4,235	↑
Variance since March 2016	30.6%	↑



ACTIVITY

Cumulative percentage of contracted UDA delivered 2016 & 2017



Month	Adjusted Scheduled Activity (UDA)	
	2016	2017
April	0	451
May	93	1,297
June	499	1,869
July	1,609	3,144
August	2,304	3,867
September	3,069	4,931
October	3,710	5,950
November	4,357	7,140
December	5,028	8,138
January	5,402	8,868
February	6,465	9,617
March	7,249	10,666
April	8,019	
May	8,029	
June	8,025	

QUALITY

	Quantity	Base Number	Contract	AT	Region	England
% of FP17s for the same patient ID Re-attending within 3 months - Children	86	1,462	5.9%	10.2%	13.3%	12.3%
% of FP17s for the same patient ID Re-attending within 3 months - Adults	801	5,464	14.7%	13.7%	17.3%	16.7%
% of FP17s for the same patient ID Re-attending between 3 & 9 months - Children	942	1,462	64.4%	63.0%	58.9%	57.6%
% of FP17s for the same patient ID Re-attending between 3 & 9 months - Adults	3,225	5,464	59.0%	54.4%	52.2%	50.1%
% of FP17s for Band 1 Urgent Courses	642	6,495	9.9%	7.3%	9.2%	9.1%
% of FP17s Relating to Free Repair or Replacements	52	6,495	0.8%	1.0%	1.0%	0.8%
% of FP17s Relating to Continuations	74	6,495	1.1%	1.3%	1.4%	1.2%
% of Patients satisfied with the dentistry they have received	10	10	100.0%	93.9%	93.1%	92.8%
% of Patients satisfied with the time they had to wait for an appointment	9	10	90.0%	90.0%	89.5%	88.7%

* This is based on patients treated on this contract for their most recent course of treatment. Figures in italics indicate the base number of FP17s or Patient Questionnaire responses are less than 100. N/A is shown where the base number of responses is less than 10 during the period. % is calculated as Quantity/Base number*100

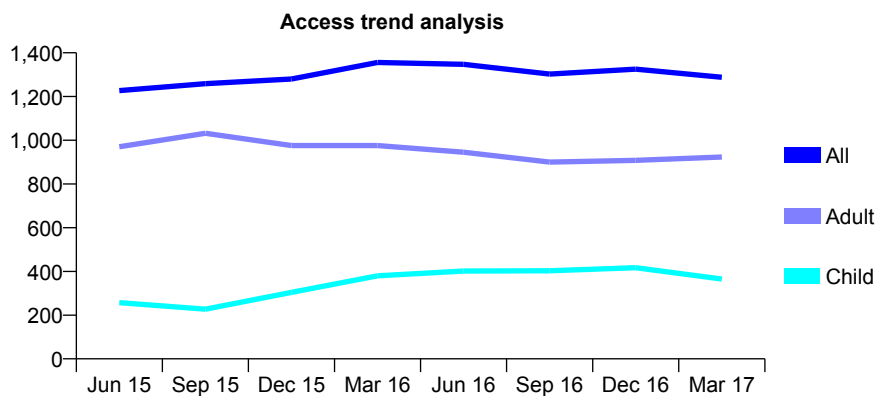
Q50 - Vital Signs At a Glance Contract Report for 137561/0001 - March 2017

Name or company name	The Limes Dental Practice
Contract type name	GDS Contract
Purpose of contract	General
Contract start date	01/09/2011
Contract end date	

16/17 Contracted general activity (UDA)	3,877
Carry forward general activity (UDA)	-7
16/17 Contracted orthodontic activity (UOA)	0
Carry forward orthodontic activity (UOA)	0
Baseline contract value	£121,329.38

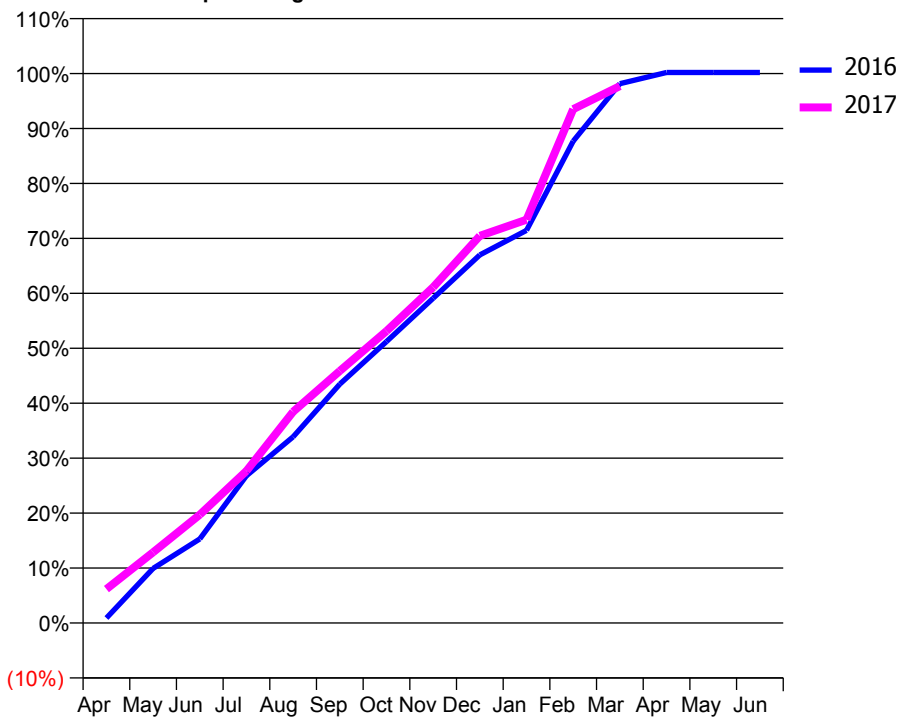
ACCESS*

Patients seen in 24 months	Total	Change since previous quarter
Quarter ending March 2016	1,356	
Quarter ending June 2016	1,347	→
Quarter ending September 2016	1,303	↓
Quarter ending December 2016	1,325	→
Quarter ending March 2017	1,288	↓
Variance since March 2016	(5.0%)	↓



ACTIVITY

Cumulative percentage of contracted UDA delivered 2016 & 2017



Adjusted Scheduled Activity (UDA)

Month	2016	2017
April	35	240
May	385	499
June	593	765
July	1,039	1,073
August	1,314	1,491
September	1,686	1,778
October	1,986	2,060
November	2,291	2,370
December	2,597	2,732
January	2,770	2,845
February	3,399	3,625
March	3,805	3,788
April	3,884	
May	3,884	
June	3,884	

QUALITY

	Quantity	Base Number	Contract	AT	Region	England
% of FP17s for the same patient ID Re-attending within 3 months - Children	34	684	5.0%	10.2%	13.3%	12.3%
% of FP17s for the same patient ID Re-attending within 3 months - Adults	185	1,402	13.2%	13.7%	17.3%	16.7%
% of FP17s for the same patient ID Re-attending between 3 & 9 months - Children	345	684	50.4%	63.0%	58.9%	57.6%
% of FP17s for the same patient ID Re-attending between 3 & 9 months - Adults	517	1,402	36.9%	54.4%	52.2%	50.1%
% of FP17s for Band 1 Urgent Courses	119	2,036	5.8%	7.3%	9.2%	9.1%
% of FP17s Relating to Free Repair or Replacements	29	2,036	1.4%	1.0%	1.0%	0.8%
% of FP17s Relating to Continuations	55	2,036	2.7%	1.3%	1.4%	1.2%
% of Patients satisfied with the dentistry they have received	1	1	N/A	93.9%	93.1%	92.8%
% of Patients satisfied with the time they had to wait for an appointment	1	1	N/A	90.0%	89.5%	88.7%

* This is based on patients treated on this contract for their most recent course of treatment. Figures in italics indicate the base number of FP17s or Patient Questionnaire responses are less than 100. N/A is shown where the base number of responses is less than 10 during the period. % is calculated as Quantity/Base number*100

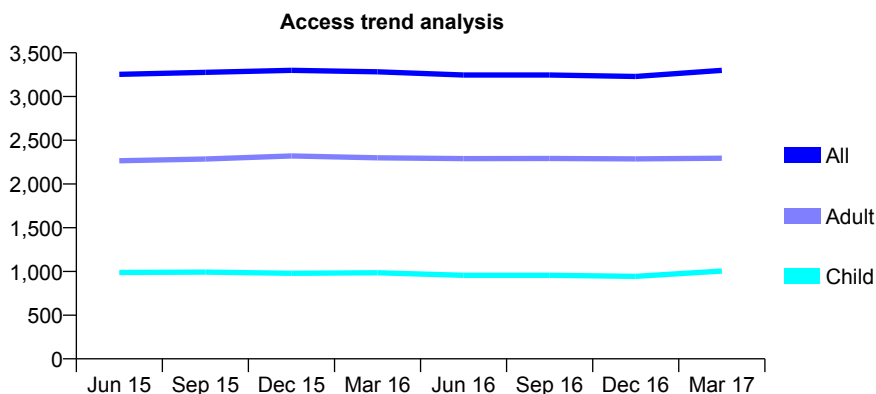
Q50 - Vital Signs At a Glance Contract Report for 139017/0001 - March 2017

Name or company name	Bottesford Dental Practice
Contract type name	GDS Contract
Purpose of contract	General
Contract start date	01/06/2011
Contract end date	

16/17 Contracted general activity (UDA)	7,204
Carry forward general activity (UDA)	-144
16/17 Contracted orthodontic activity (UOA)	0
Carry forward orthodontic activity (UOA)	0
Baseline contract value	£222,333.68

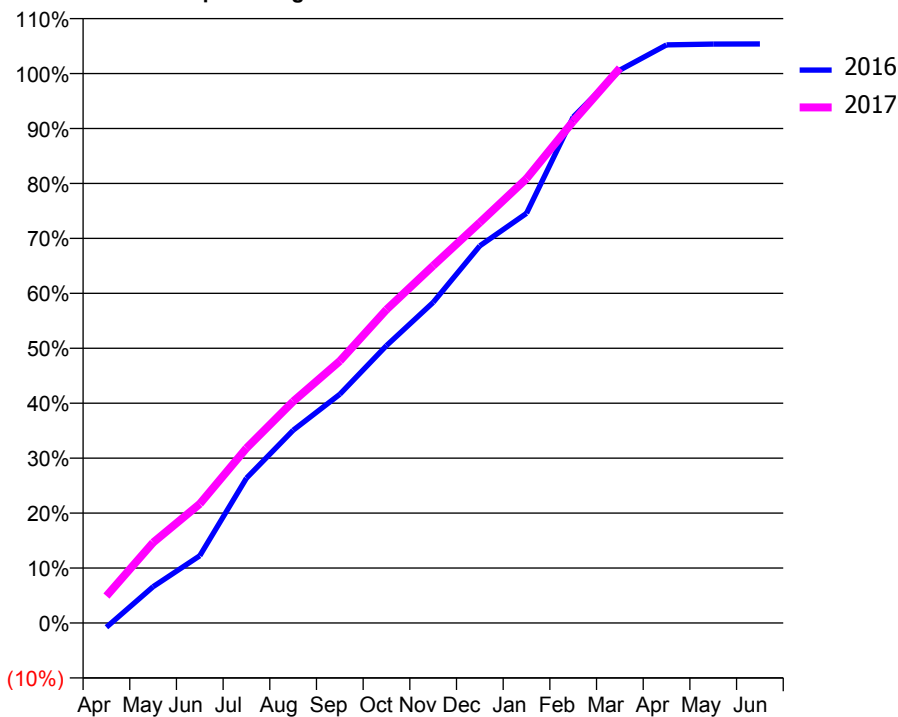
ACCESS*

Patients seen in 24 months	Total	Change since previous quarter
Quarter ending March 2016	3,283	
Quarter ending June 2016	3,246	↓
Quarter ending September 2016	3,246	→
Quarter ending December 2016	3,230	→
Quarter ending March 2017	3,299	↑
Variance since March 2016	0.5%	→



ACTIVITY

Cumulative percentage of contracted UDA delivered 2016 & 2017



Month	Adjusted Scheduled Activity (UDA)	
	2016	2017
April	-57	353
May	477	1,055
June	883	1,563
July	1,900	2,292
August	2,528	2,905
September	2,999	3,434
October	3,637	4,108
November	4,203	4,685
December	4,945	5,251
January	5,372	5,825
February	6,633	6,577
March	7,249	7,275
April	7,579	
May	7,589	
June	7,592	

QUALITY

	Quantity	Base Number	Contract	AT	Region	England
% of FP17s for the same patient ID Re-attending within 3 months - Children	54	1,249	4.3%	10.2%	13.3%	12.3%
% of FP17s for the same patient ID Re-attending within 3 months - Adults	222	2,322	9.6%	13.7%	17.3%	16.7%
% of FP17s for the same patient ID Re-attending between 3 & 9 months - Children	684	1,249	54.8%	63.0%	58.9%	57.6%
% of FP17s for the same patient ID Re-attending between 3 & 9 months - Adults	697	2,322	30.0%	54.4%	52.2%	50.1%
% of FP17s for Band 1 Urgent Courses	145	3,424	4.2%	7.3%	9.2%	9.1%
% of FP17s Relating to Free Repair or Replacements	58	3,424	1.7%	1.0%	1.0%	0.8%
% of FP17s Relating to Continuations	35	3,424	1.0%	1.3%	1.4%	1.2%
% of Patients satisfied with the dentistry they have received	3	3	N/A	93.9%	93.1%	92.8%
% of Patients satisfied with the time they had to wait for an appointment	3	3	N/A	90.0%	89.5%	88.7%

* This is based on patients treated on this contract for their most recent course of treatment. Figures in italics indicate the base number of FP17s or Patient Questionnaire responses are less than 100. N/A is shown where the base number of responses is less than 10 during the period. % is calculated as Quantity/Base number*100

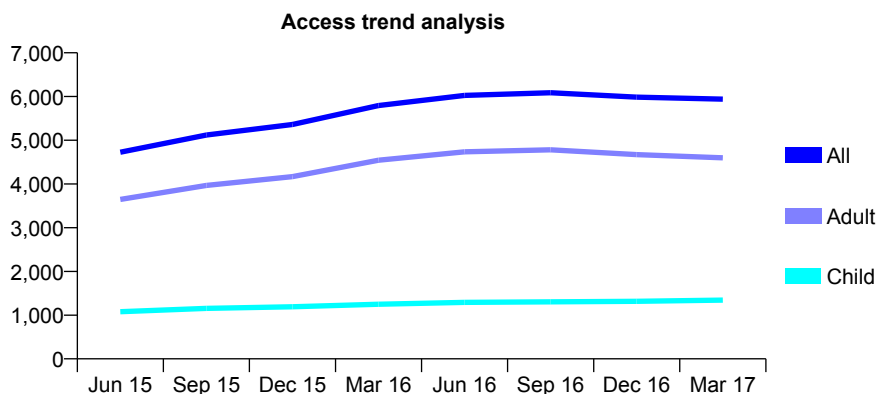
Q50 - Vital Signs At a Glance Contract Report for 139300/0001 - March 2017

Name or company name	Grassington Dental Care Ltd
Contract type name	GDS Contract
Purpose of contract	General
Contract start date	01/07/2014
Contract end date	

16/17 Contracted general activity (UDA)	16,308
Carry forward general activity (UDA)	363
16/17 Contracted orthodontic activity (UOA)	0
Carry forward orthodontic activity (UOA)	0
Baseline contract value	£435,530.83

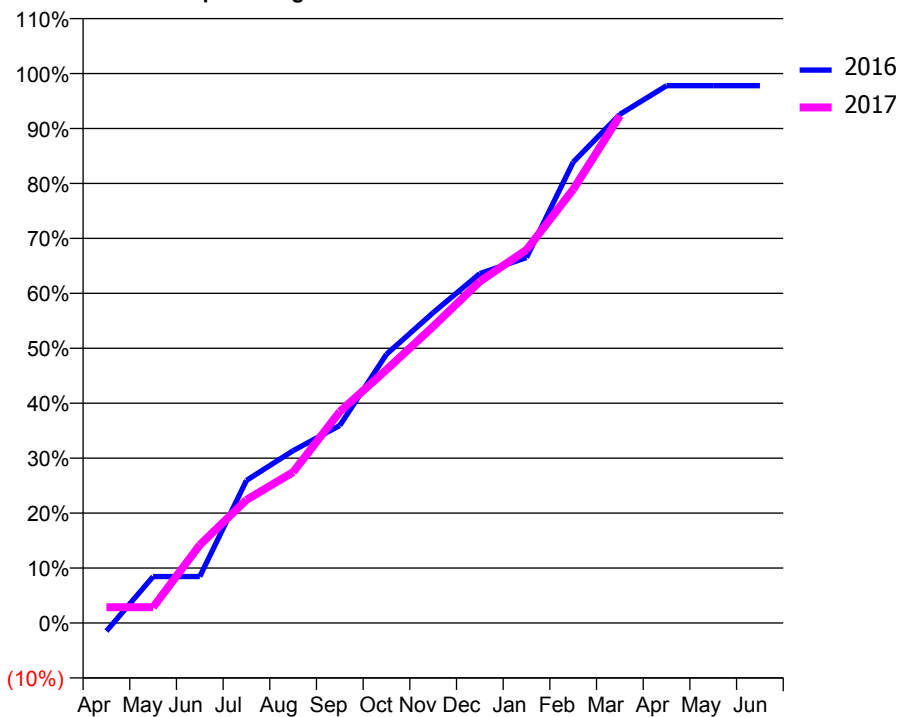
ACCESS*

Patients seen in 24 months	Total	Change since previous quarter
Quarter ending March 2016	5,793	
Quarter ending June 2016	6,025	↑
Quarter ending September 2016	6,085	→
Quarter ending December 2016	5,987	↓
Quarter ending March 2017	5,941	→
Variance since March 2016	2.6%	↑



ACTIVITY

Cumulative percentage of contracted UDA delivered 2016 & 2017



Adjusted Scheduled Activity (UDA)

Month	2016	2017
April	-245	470
May	1,381	470
June	1,381	2,318
July	4,233	3,656
August	5,115	4,479
September	5,864	6,274
October	7,977	7,517
November	9,213	8,799
December	10,369	10,138
January	10,845	11,074
February	13,678	12,870
March	15,097	15,057
April	15,945	
May	15,945	
June	15,945	

QUALITY

	Quantity	Base Number	Contract	AT	Region	England
% of FP17s for the same patient ID Re-attending within 3 months - Children	173	2,283	7.6%	10.2%	13.3%	12.3%
% of FP17s for the same patient ID Re-attending within 3 months - Adults	1,040	6,598	15.8%	13.7%	17.3%	16.7%
% of FP17s for the same patient ID Re-attending between 3 & 9 months - Children	1,494	2,283	65.4%	63.0%	58.9%	57.6%
% of FP17s for the same patient ID Re-attending between 3 & 9 months - Adults	3,547	6,598	53.8%	54.4%	52.2%	50.1%
% of FP17s for Band 1 Urgent Courses	704	8,417	8.4%	7.3%	9.2%	9.1%
% of FP17s Relating to Free Repair or Replacements	83	8,417	1.0%	1.0%	1.0%	0.8%
% of FP17s Relating to Continuations	230	8,417	2.7%	1.3%	1.4%	1.2%
% of Patients satisfied with the dentistry they have received	7	7	N/A	93.9%	93.1%	92.8%
% of Patients satisfied with the time they had to wait for an appointment	7	7	N/A	90.0%	89.5%	88.7%

* This is based on patients treated on this contract for their most recent course of treatment. Figures in italics indicate the base number of FP17s or Patient Questionnaire responses are less than 100. N/A is shown where the base number of responses is less than 10 during the period. % is calculated as Quantity/Base number*100

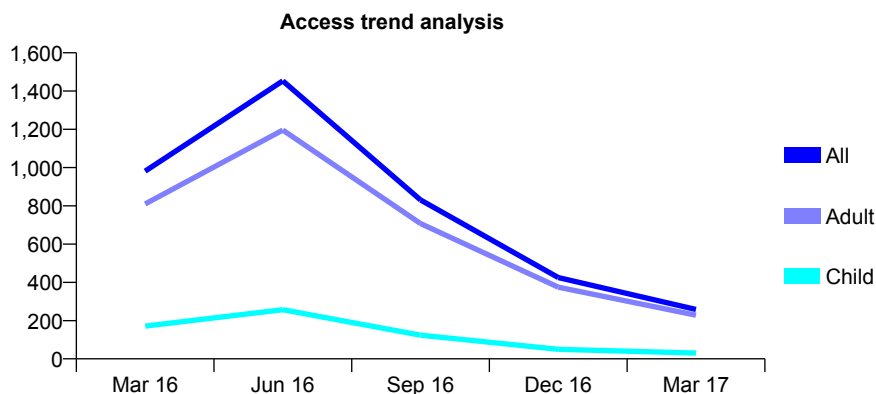
Q50 - Vital Signs At a Glance Contract Report for 141038/0001 - March 2017

Name or company name	Mr McFarlane and Mr Tibrewal
Contract type name	GDS Contract
Purpose of contract	General
Contract start date	01/02/2016
Contract end date	30/04/2016

16/17 Contracted general activity (UDA)	1,372
Carry forward general activity (UDA)	0
16/17 Contracted orthodontic activity (UOA)	0
Carry forward orthodontic activity (UOA)	0
Baseline contract value	£38,193.16

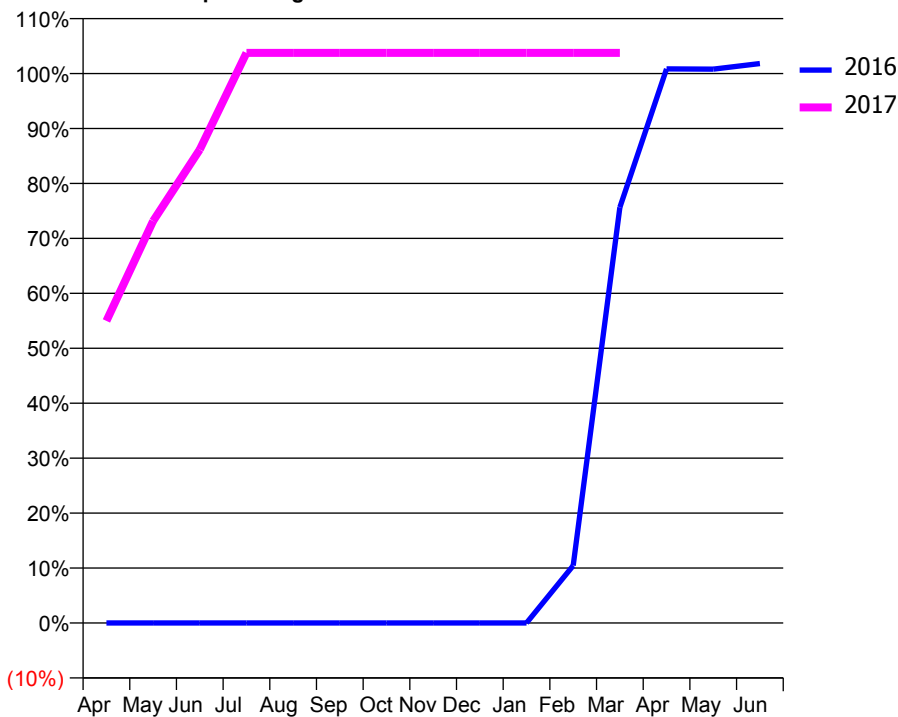
ACCESS*

Patients seen in 24 months	Total	Change since previous quarter
Quarter ending March 2016	981	
Quarter ending June 2016	1,453	↑
Quarter ending September 2016	831	↓
Quarter ending December 2016	425	↓
Quarter ending March 2017	258	↓
Variance since March 2016	(73.7%)	↓



ACTIVITY

Cumulative percentage of contracted UDA delivered 2016 & 2017



Adjusted Scheduled Activity (UDA)

Month	2016	2017
April	0	754
May	0	1,004
June	0	1,182
July	0	1,423
August	0	1,423
September	0	1,423
October	0	1,423
November	0	1,423
December	0	1,423
January	0	1,423
February	237	1,423
March	1,718	1,423
April	2,290	
May	2,289	
June	2,312	

QUALITY

	Quantity	Base Number	Contract	AT	Region	England
% of FP17s for the same patient ID Re-attending within 3 months - Children	7	138	5.1%	10.2%	13.3%	12.3%
% of FP17s for the same patient ID Re-attending within 3 months - Adults	121	787	15.4%	13.7%	17.3%	16.7%
% of FP17s for the same patient ID Re-attending between 3 & 9 months - Children	0	138	0.0%	63.0%	58.9%	57.6%
% of FP17s for the same patient ID Re-attending between 3 & 9 months - Adults	0	787	0.0%	54.4%	52.2%	50.1%
% of FP17s for Band 1 Urgent Courses	52	614	8.5%	7.3%	9.2%	9.1%
% of FP17s Relating to Free Repair or Replacements	11	614	1.8%	1.0%	1.0%	0.8%
% of FP17s Relating to Continuations	7	614	1.1%	1.3%	1.4%	1.2%
% of Patients satisfied with the dentistry they have received	5	5	N/A	93.9%	93.1%	92.8%
% of Patients satisfied with the time they had to wait for an appointment	4	5	N/A	90.0%	89.5%	88.7%

* This is based on patients treated on this contract for their most recent course of treatment. Figures in italics indicate the base number of FP17s or Patient Questionnaire responses are less than 100. N/A is shown where the base number of responses is less than 10 during the period. % is calculated as Quantity/Base number*100

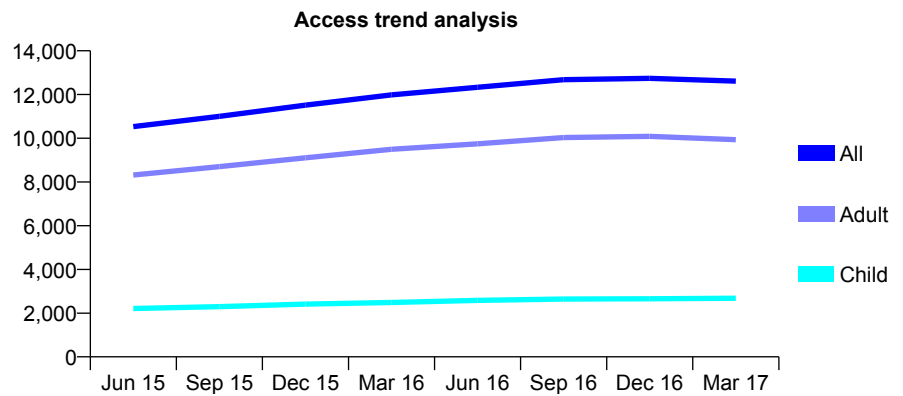
Q50 - Vital Signs At a Glance Contract Report for 142921/0001 - March 2017

Name or company name	Andrew Burnell
Contract type name	PDS Contract
Purpose of contract	General
Contract start date	01/06/2010
Contract end date	31/03/2017

16/17 Contracted general activity (UDA)	44,815
Carry forward general activity (UDA)	0
16/17 Contracted orthodontic activity (UOA)	0
Carry forward orthodontic activity (UOA)	0
Baseline contract value	£1,049,418.14

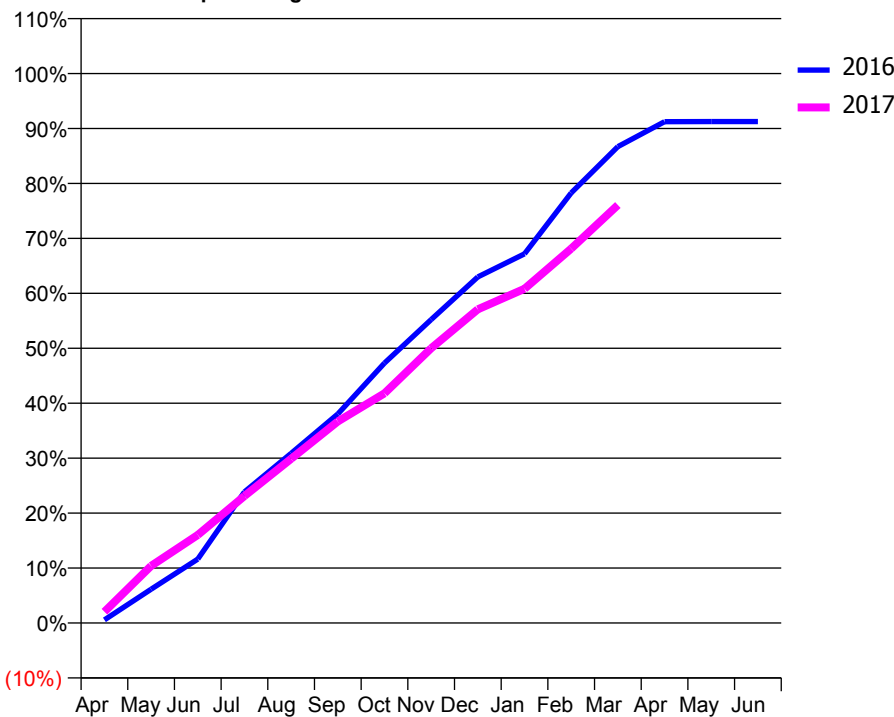
ACCESS*

Patients seen in 24 months	Total	Change since previous quarter
Quarter ending March 2016	11,983	
Quarter ending June 2016	12,329	↑
Quarter ending September 2016	12,679	↑
Quarter ending December 2016	12,741	→
Quarter ending March 2017	12,613	↓
Variance since March 2016	5.3%	↑



ACTIVITY

Cumulative percentage of contracted UDA delivered 2016 & 2017



Month	Adjusted Scheduled Activity (UDA)	
	2016	2017
April	255	922
May	2,754	4,657
June	5,219	7,186
July	10,697	10,355
August	13,844	13,393
September	17,048	16,441
October	21,203	18,735
November	24,746	22,409
December	28,224	25,586
January	30,109	27,264
February	35,074	30,537
March	38,856	34,093
April	40,886	
May	40,900	
June	40,901	

QUALITY

	Quantity	Base Number	Contract	AT	Region	England
% of FP17s for the same patient ID Re-attending within 3 months - Children	425	3,492	12.2%	10.2%	13.3%	12.3%
% of FP17s for the same patient ID Re-attending within 3 months - Adults	2,322	11,359	20.4%	13.7%	17.3%	16.7%
% of FP17s for the same patient ID Re-attending between 3 & 9 months - Children	1,484	3,492	42.5%	63.0%	58.9%	57.6%
% of FP17s for the same patient ID Re-attending between 3 & 9 months - Adults	3,885	11,359	34.2%	54.4%	52.2%	50.1%
% of FP17s for Band 1 Urgent Courses	3,269	14,034	23.3%	7.3%	9.2%	9.1%
% of FP17s Relating to Free Repair or Replacements	50	14,034	0.4%	1.0%	1.0%	0.8%
% of FP17s Relating to Continuations	270	14,034	1.9%	1.3%	1.4%	1.2%
% of Patients satisfied with the dentistry they have received	12	15	80.0%	93.9%	93.1%	92.8%
% of Patients satisfied with the time they had to wait for an appointment	15	15	100.0%	90.0%	89.5%	88.7%

* This is based on patients treated on this contract for their most recent course of treatment. Figures in italics indicate the base number of FP17s or Patient Questionnaire responses are less than 100. N/A is shown where the base number of responses is less than 10 during the period. % is calculated as Quantity/Base number*100

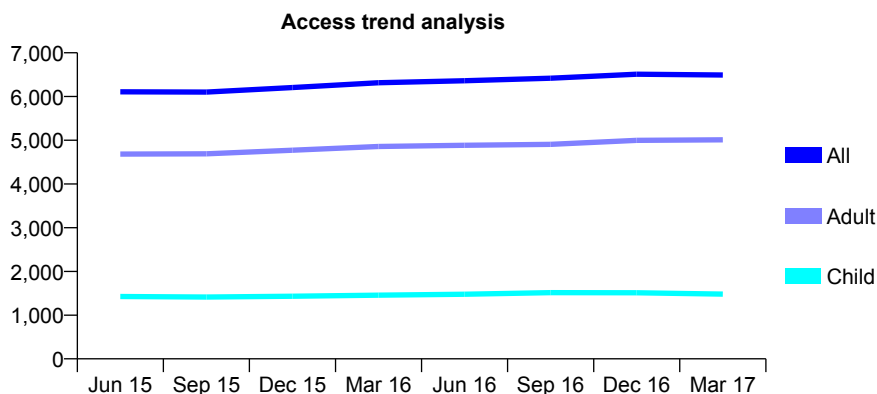
Q50 - Vital Signs At a Glance Contract Report for 143332/0001 - March 2017

Name or company name	Cleethorpes Dental Practice Limited
Contract type name	GDS Contract
Purpose of contract	General
Contract start date	01/07/2012
Contract end date	

16/17 Contracted general activity (UDA)	21,404
Carry forward general activity (UDA)	-3
16/17 Contracted orthodontic activity (UOA)	0
Carry forward orthodontic activity (UOA)	0
Baseline contract value	£701,414.65

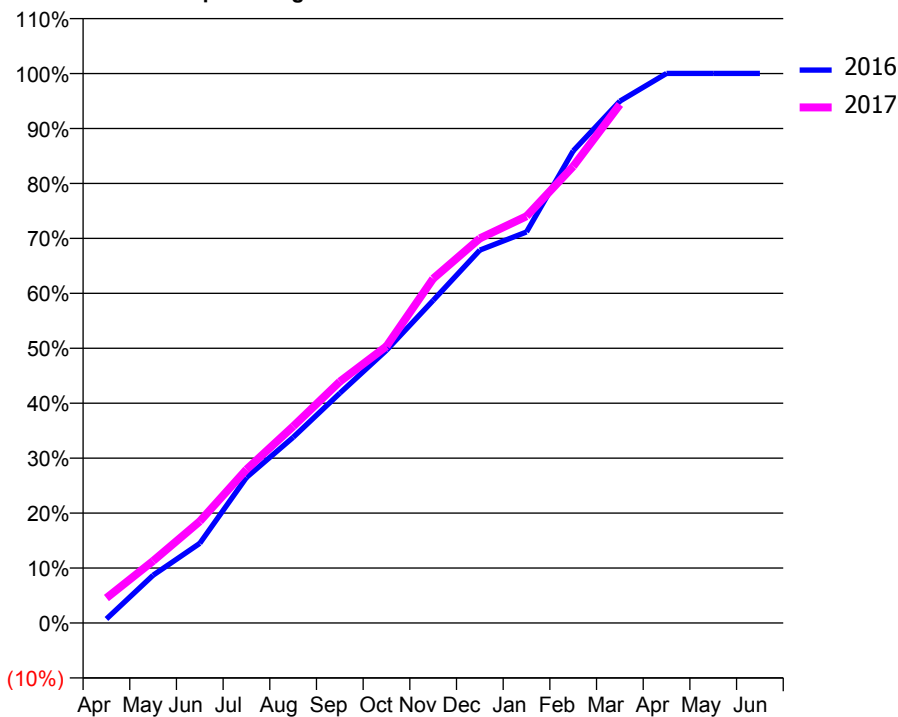
ACCESS*

Patients seen in 24 months	Total	Change since previous quarter
Quarter ending March 2016	6,314	
Quarter ending June 2016	6,362	→
Quarter ending September 2016	6,418	→
Quarter ending December 2016	6,510	→
Quarter ending March 2017	6,491	→
Variance since March 2016	2.8%	↑



ACTIVITY

Cumulative percentage of contracted UDA delivered 2016 & 2017



Month	Adjusted Scheduled Activity (UDA)	
	2016	2017
April	158	974
May	1,862	2,416
June	3,102	3,959
July	5,671	5,983
August	7,235	7,656
September	8,951	9,402
October	10,625	10,778
November	12,568	13,412
December	14,528	14,981
January	15,234	15,844
February	18,390	17,785
March	20,328	20,195
April	21,407	
May	21,407	
June	21,407	

QUALITY

	Quantity	Base Number	Contract	AT	Region	England
% of FP17s for the same patient ID Re-attending within 3 months - Children	230	2,282	10.1%	10.2%	13.3%	12.3%
% of FP17s for the same patient ID Re-attending within 3 months - Adults	1,165	6,939	16.8%	13.7%	17.3%	16.7%
% of FP17s for the same patient ID Re-attending between 3 & 9 months - Children	1,371	2,282	60.1%	63.0%	58.9%	57.6%
% of FP17s for the same patient ID Re-attending between 3 & 9 months - Adults	3,632	6,939	52.3%	54.4%	52.2%	50.1%
% of FP17s for Band 1 Urgent Courses	385	8,748	4.4%	7.3%	9.2%	9.1%
% of FP17s Relating to Free Repair or Replacements	293	8,748	3.3%	1.0%	1.0%	0.8%
% of FP17s Relating to Continuations	179	8,748	2.0%	1.3%	1.4%	1.2%
% of Patients satisfied with the dentistry they have received	12	12	100.0%	93.9%	93.1%	92.8%
% of Patients satisfied with the time they had to wait for an appointment	12	12	100.0%	90.0%	89.5%	88.7%

* This is based on patients treated on this contract for their most recent course of treatment. Figures in italics indicate the base number of FP17s or Patient Questionnaire responses are less than 100. N/A is shown where the base number of responses is less than 10 during the period. % is calculated as Quantity/Base number*100

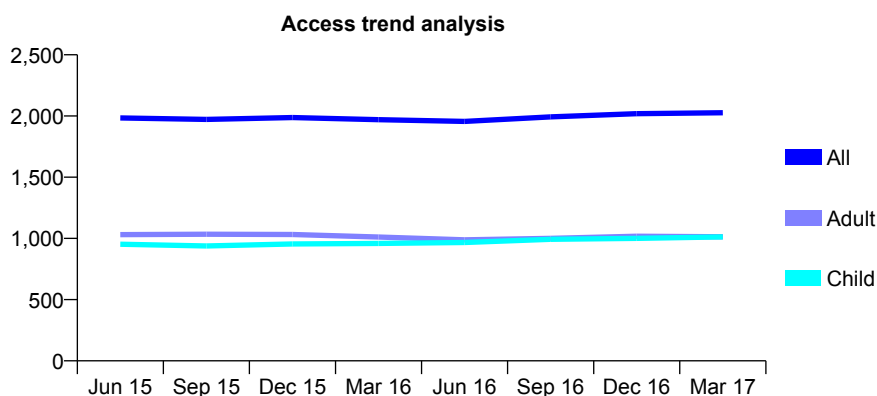
Q50 - Vital Signs At a Glance Contract Report for 143464/0001 - March 2017

Name or company name	The Dental Health Practice Ltd.
Contract type name	GDS Contract
Purpose of contract	General and Orthodontic
Contract start date	01/01/2009
Contract end date	

16/17 Contracted general activity (UDA)	5,931
Carry forward general activity (UDA)	0
16/17 Contracted orthodontic activity (UOA)	585
Carry forward orthodontic activity (UOA)	-12
Baseline contract value	£222,912.97

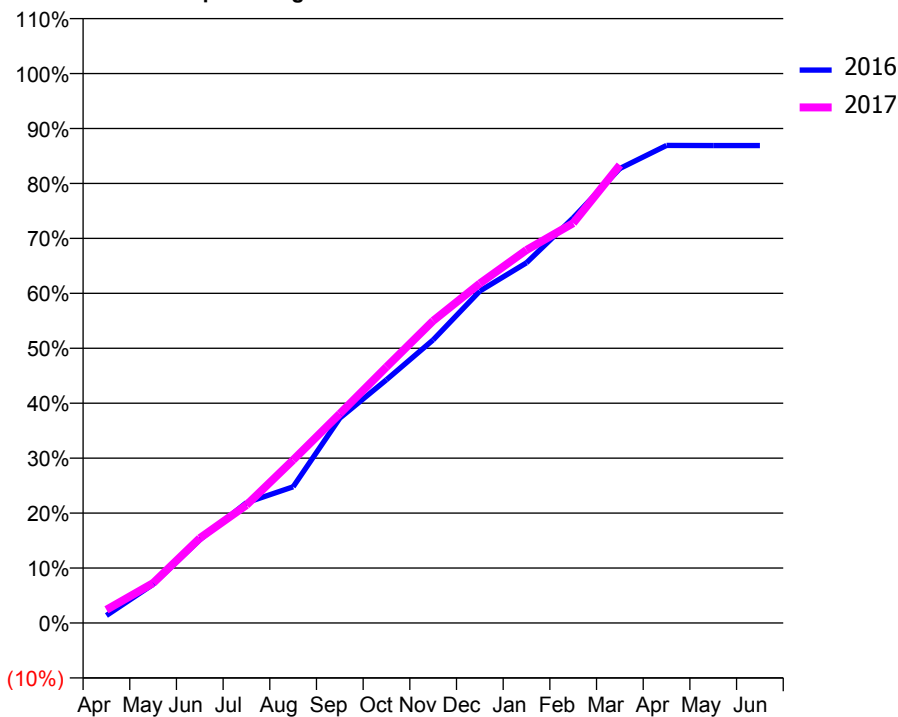
ACCESS*

Patients seen in 24 months	Total	Change since previous quarter
Quarter ending March 2016	1,970	
Quarter ending June 2016	1,956	→
Quarter ending September 2016	1,993	→
Quarter ending December 2016	2,019	→
Quarter ending March 2017	2,027	→
Variance since March 2016	2.9%	↑



ACTIVITY

Cumulative percentage of contracted UDA delivered 2016 & 2017



Month	Adjusted Scheduled Activity (UDA)	
	2016	2017
April	81	143
May	418	430
June	899	916
July	1,299	1,273
August	1,470	1,759
September	2,212	2,259
October	2,625	2,765
November	3,056	3,262
December	3,584	3,664
January	3,888	4,027
February	4,373	4,315
March	4,906	4,943
April	5,155	
May	5,154	
June	5,154	

QUALITY

	Quantity	Base Number	Contract	AT	Region	England
% of FP17s for the same patient ID Re-attending within 3 months - Children	140	1,710	8.2%	10.2%	13.3%	12.3%
% of FP17s for the same patient ID Re-attending within 3 months - Adults	179	1,371	13.1%	13.7%	17.3%	16.7%
% of FP17s for the same patient ID Re-attending between 3 & 9 months - Children	1,060	1,710	62.0%	63.0%	58.9%	57.6%
% of FP17s for the same patient ID Re-attending between 3 & 9 months - Adults	776	1,371	56.6%	54.4%	52.2%	50.1%
% of FP17s for Band 1 Urgent Courses	92	2,836	3.2%	7.3%	9.2%	9.1%
% of FP17s Relating to Free Repair or Replacements	15	2,836	0.5%	1.0%	1.0%	0.8%
% of FP17s Relating to Continuations	14	2,836	0.5%	1.3%	1.4%	1.2%
% of Patients satisfied with the dentistry they have received	6	6	N/A	93.9%	93.1%	92.8%
% of Patients satisfied with the time they had to wait for an appointment	5	6	N/A	90.0%	89.5%	88.7%

* This is based on patients treated on this contract for their most recent course of treatment. Figures in italics indicate the base number of FP17s or Patient Questionnaire responses are less than 100. N/A is shown where the base number of responses is less than 10 during the period. % is calculated as Quantity/Base number*100

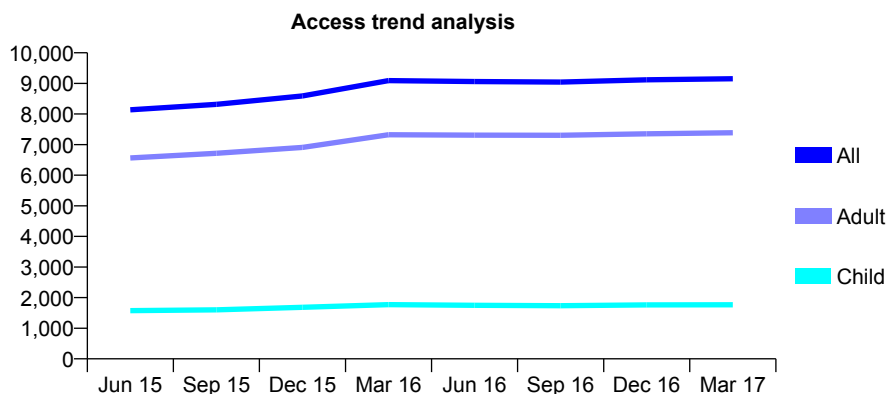
Q50 - Vital Signs At a Glance Contract Report for 143782/0001 - March 2017

Name or company name	HAVELOCK DENTAL PRACTICE
Contract type name	GDS Contract
Purpose of contract	General
Contract start date	01/04/2013
Contract end date	

16/17 Contracted general activity (UDA)	23,860
Carry forward general activity (UDA)	386
16/17 Contracted orthodontic activity (UOA)	0
Carry forward orthodontic activity (UOA)	0
Baseline contract value	£743,249.21

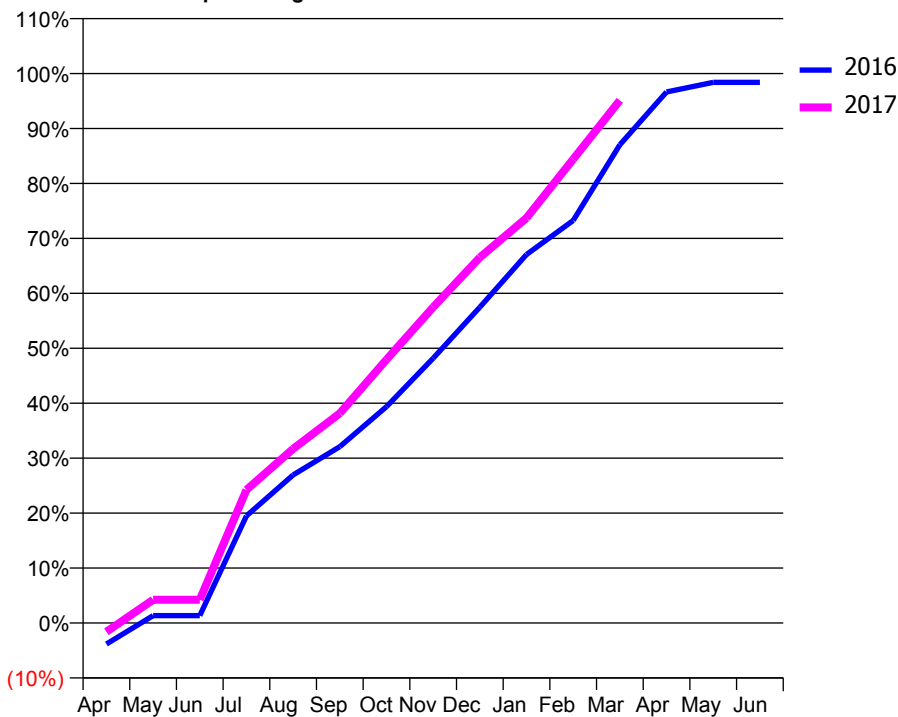
ACCESS*

Patients seen in 24 months	Total	Change since previous quarter
Quarter ending March 2016	9,093	
Quarter ending June 2016	9,059	→
Quarter ending September 2016	9,044	→
Quarter ending December 2016	9,117	→
Quarter ending March 2017	9,153	→
Variance since March 2016	0.7%	→



ACTIVITY

Cumulative percentage of contracted UDA delivered 2016 & 2017



QUALITY

	Quantity	Base Number	Contract	AT	Region	England
% of FP17s for the same patient ID Re-attending within 3 months - Children	165	2,288	7.2%	10.2%	13.3%	12.3%
% of FP17s for the same patient ID Re-attending within 3 months - Adults	1,510	9,424	16.0%	13.7%	17.3%	16.7%
% of FP17s for the same patient ID Re-attending between 3 & 9 months - Children	1,032	2,288	45.1%	63.0%	58.9%	57.6%
% of FP17s for the same patient ID Re-attending between 3 & 9 months - Adults	3,217	9,424	34.1%	54.4%	52.2%	50.1%
% of FP17s for Band 1 Urgent Courses	979	10,524	9.3%	7.3%	9.2%	9.1%
% of FP17s Relating to Free Repair or Replacements	95	10,524	0.9%	1.0%	1.0%	0.8%
% of FP17s Relating to Continuations	182	10,524	1.7%	1.3%	1.4%	1.2%
% of Patients satisfied with the dentistry they have received	37	39	94.9%	93.9%	93.1%	92.8%
% of Patients satisfied with the time they had to wait for an appointment	35	39	89.7%	90.0%	89.5%	88.7%

* This is based on patients treated on this contract for their most recent course of treatment. Figures in italics indicate the base number of FP17s or Patient Questionnaire responses are less than 100. N/A is shown where the base number of responses is less than 10 during the period. % is calculated as Quantity/Base number*100

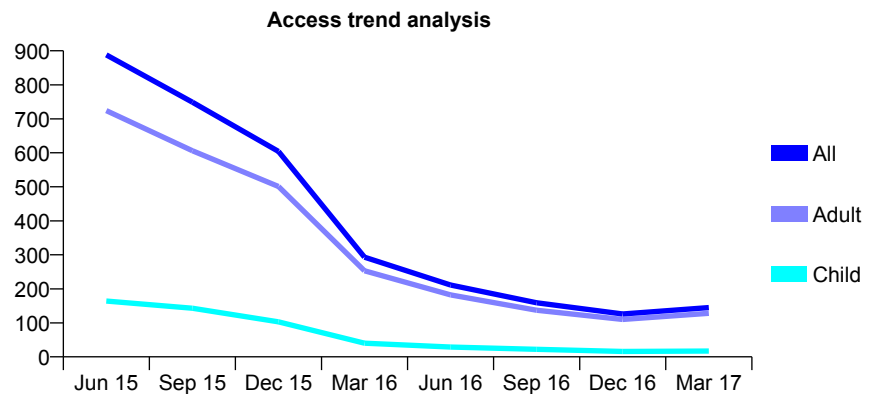
Q50 - Vital Signs At a Glance Contract Report for 143782/0002 - March 2017

Name or company name	HAVELOCK DENTAL PRACTICE
Contract type name	GDS Contract
Purpose of contract	General
Contract start date	01/04/2013
Contract end date	

16/17 Contracted general activity (UDA)	2,446
Carry forward general activity (UDA)	0
16/17 Contracted orthodontic activity (UOA)	0
Carry forward orthodontic activity (UOA)	0
Baseline contract value	£65,236.81

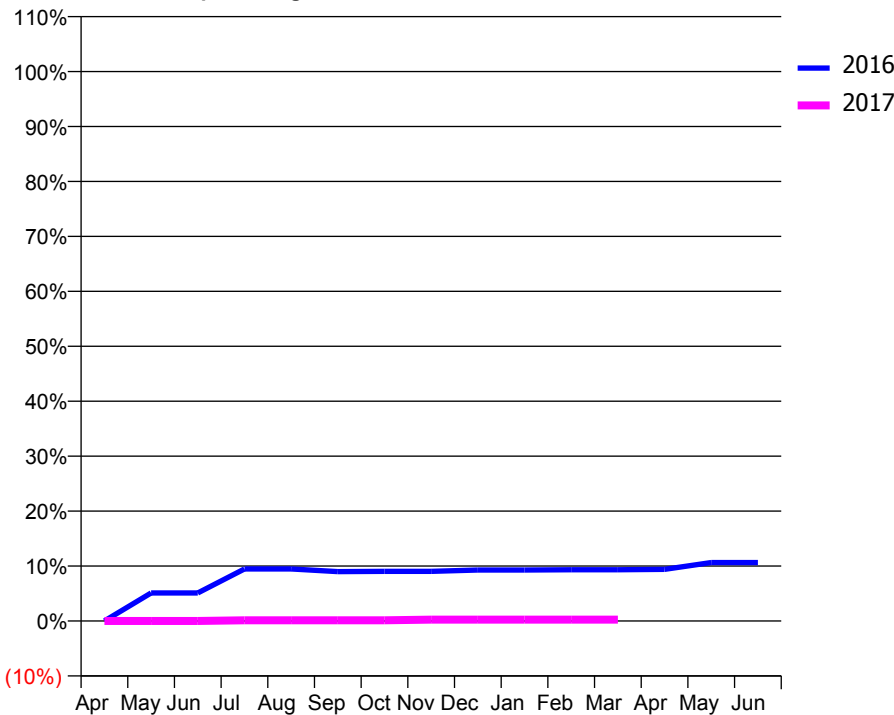
ACCESS*

Patients seen in 24 months	Total	Change since previous quarter
Quarter ending March 2016	293	
Quarter ending June 2016	211	↓
Quarter ending September 2016	159	↓
Quarter ending December 2016	126	↓
Quarter ending March 2017	145	↑
Variance since March 2016	(50.5%)	↓



ACTIVITY

Cumulative percentage of contracted UDA delivered 2016 & 2017



Month	Adjusted Scheduled Activity (UDA)	
	2016	2017
April	0	0
May	125	0
June	125	0
July	232	3
August	232	3
September	220	3
October	221	3
November	221	6
December	227	6
January	227	6
February	228	6
March	228	6
April	230	
May	260	
June	260	

QUALITY

	Quantity	Base Number	Contract	AT	Region	England
% of FP17s for the same patient ID Re-attending within 3 months - Children	0	4	0.0%	10.2%	13.3%	12.3%
% of FP17s for the same patient ID Re-attending within 3 months - Adults	0	16	0.0%	13.7%	17.3%	16.7%
% of FP17s for the same patient ID Re-attending between 3 & 9 months - Children	0	4	0.0%	63.0%	58.9%	57.6%
% of FP17s for the same patient ID Re-attending between 3 & 9 months - Adults	0	16	0.0%	54.4%	52.2%	50.1%
% of FP17s for Band 1 Urgent Courses	0	2	0.0%	7.3%	9.2%	9.1%
% of FP17s Relating to Free Repair or Replacements	0	2	0.0%	1.0%	1.0%	0.8%
% of FP17s Relating to Continuations	0	2	0.0%	1.3%	1.4%	1.2%
% of Patients satisfied with the dentistry they have received	0	0	N/A	93.9%	93.1%	92.8%
% of Patients satisfied with the time they had to wait for an appointment	0	0	N/A	90.0%	89.5%	88.7%

* This is based on patients treated on this contract for their most recent course of treatment. Figures in italics indicate the base number of FP17s or Patient Questionnaire responses are less than 100. N/A is shown where the base number of responses is less than 10 during the period. % is calculated as Quantity/Base number*100

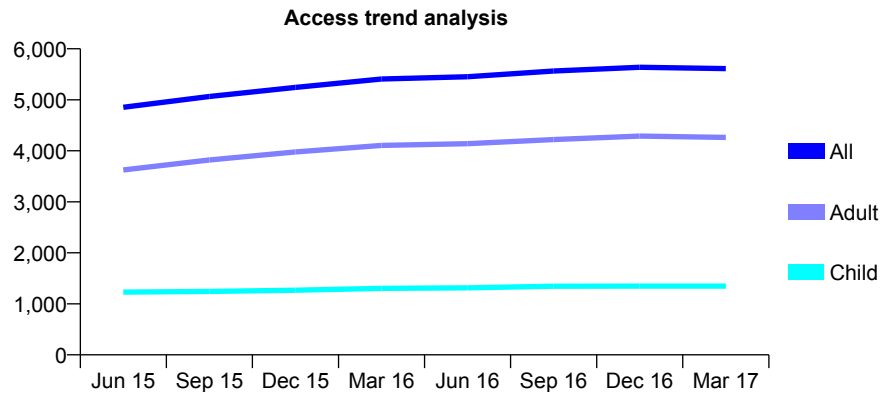
Q50 - Vital Signs At a Glance Contract Report for 145777/0001 - March 2017

Name or company name	Burnby Lane Dental Practice
Contract type name	GDS Contract
Purpose of contract	General
Contract start date	28/03/2014
Contract end date	

16/17 Contracted general activity (UDA)	14,520
Carry forward general activity (UDA)	49
16/17 Contracted orthodontic activity (UOA)	0
Carry forward orthodontic activity (UOA)	0
Baseline contract value	£412,625.97

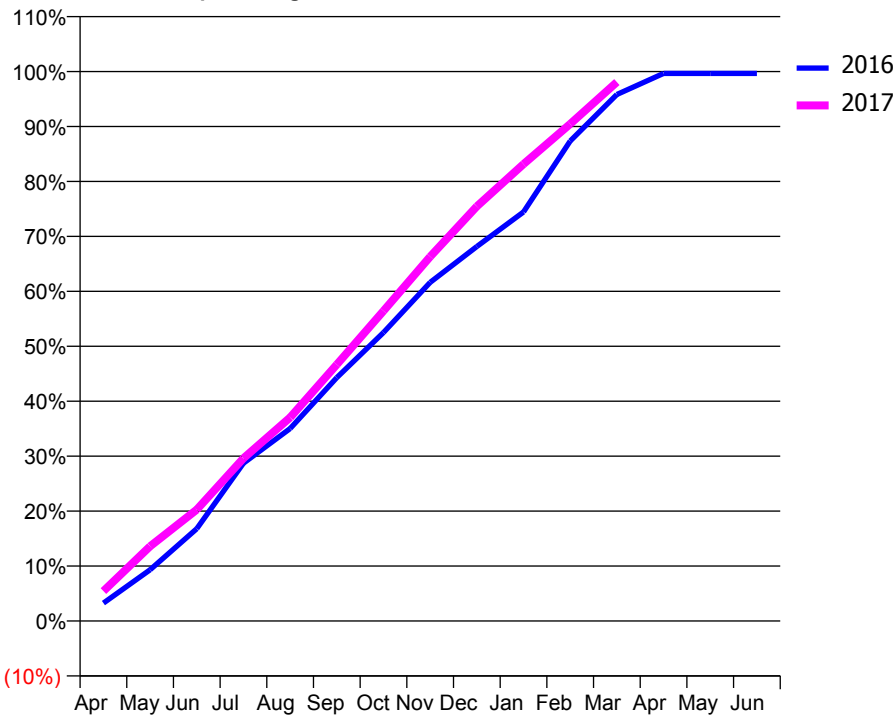
ACCESS*

Patients seen in 24 months	Total	Change since previous quarter
Quarter ending March 2016	5,407	
Quarter ending June 2016	5,453	→
Quarter ending September 2016	5,566	↑
Quarter ending December 2016	5,637	→
Quarter ending March 2017	5,613	→
Variance since March 2016	3.8%	↑



ACTIVITY

Cumulative percentage of contracted UDA delivered 2016 & 2017



Month	Adjusted Scheduled Activity (UDA)	
	2016	2017
April	474	789
May	1,355	1,976
June	2,440	2,944
July	4,169	4,301
August	5,087	5,377
September	6,432	6,779
October	7,624	8,192
November	8,948	9,628
December	9,895	10,955
January	10,809	12,075
February	12,682	13,134
March	13,914	14,241
April	14,468	
May	14,468	
June	14,471	

QUALITY

	Quantity	Base Number	Contract	AT	Region	England
% of FP17s for the same patient ID Re-attending within 3 months - Children	115	2,176	5.3%	10.2%	13.3%	12.3%
% of FP17s for the same patient ID Re-attending within 3 months - Adults	841	5,896	14.3%	13.7%	17.3%	16.7%
% of FP17s for the same patient ID Re-attending between 3 & 9 months - Children	1,538	2,176	70.7%	63.0%	58.9%	57.6%
% of FP17s for the same patient ID Re-attending between 3 & 9 months - Adults	2,697	5,896	45.7%	54.4%	52.2%	50.1%
% of FP17s for Band 1 Urgent Courses	761	7,829	9.7%	7.3%	9.2%	9.1%
% of FP17s Relating to Free Repair or Replacements	124	7,829	1.6%	1.0%	1.0%	0.8%
% of FP17s Relating to Continuations	114	7,829	1.5%	1.3%	1.4%	1.2%
% of Patients satisfied with the dentistry they have received	20	20	100.0%	93.9%	93.1%	92.8%
% of Patients satisfied with the time they had to wait for an appointment	18	20	90.0%	90.0%	89.5%	88.7%

* This is based on patients treated on this contract for their most recent course of treatment. Figures in italics indicate the base number of FP17s or Patient Questionnaire responses are less than 100. N/A is shown where the base number of responses is less than 10 during the period. % is calculated as Quantity/Base number*100

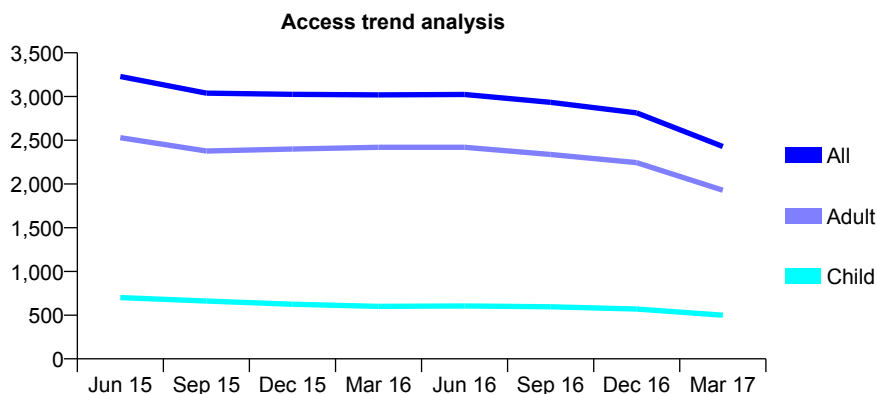
Q50 - Vital Signs At a Glance Contract Report for 146269/0001 - March 2017

Name or company name	Ishak Practices Ltd
Contract type name	GDS Contract
Purpose of contract	General
Contract start date	01/04/2011
Contract end date	

16/17 Contracted general activity (UDA)	16,000
Carry forward general activity (UDA)	0
16/17 Contracted orthodontic activity (UOA)	0
Carry forward orthodontic activity (UOA)	0
Baseline contract value	£428,996.15

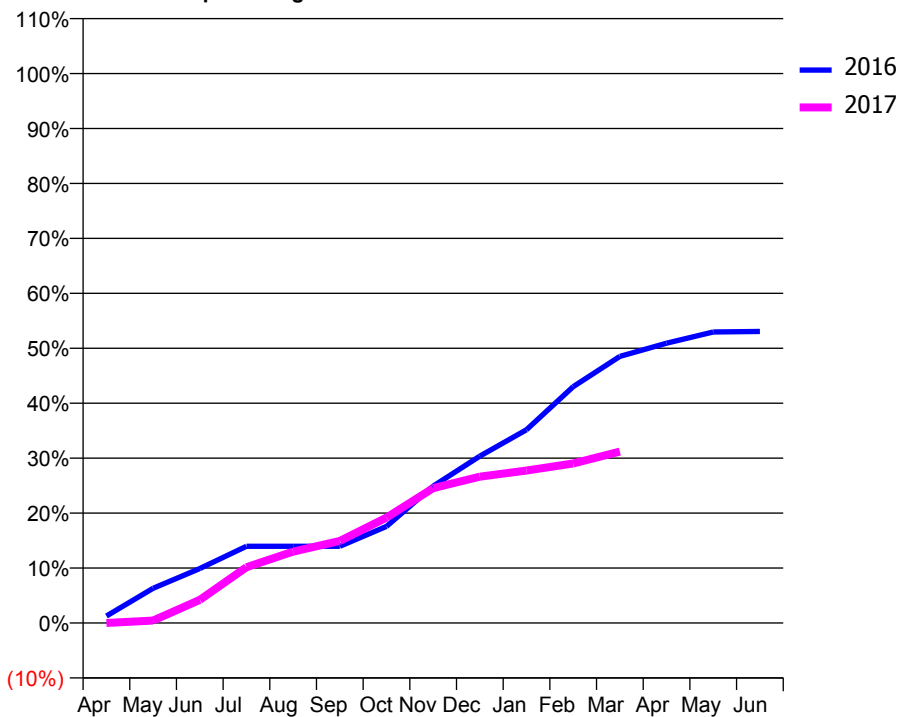
ACCESS*

Patients seen in 24 months	Total	Change since previous quarter
Quarter ending March 2016	3,019	
Quarter ending June 2016	3,023	→
Quarter ending September 2016	2,933	↓
Quarter ending December 2016	2,813	↓
Quarter ending March 2017	2,428	↓
Variance since March 2016	(19.6%)	↓



ACTIVITY

Cumulative percentage of contracted UDA delivered 2016 & 2017



Adjusted Scheduled Activity (UDA)

Month	2016	2017
April	203	0
May	1,012	74
June	1,587	674
July	2,233	1,624
August	2,233	2,078
September	2,233	2,390
October	2,812	3,068
November	3,984	3,927
December	4,858	4,260
January	5,628	4,441
February	6,884	4,647
March	7,762	4,991
April	8,147	
May	8,475	
June	8,491	

QUALITY

	Quantity	Base Number	Contract	AT	Region	England
% of FP17s for the same patient ID Re-attending within 3 months - Children	76	654	11.6%	10.2%	13.3%	12.3%
% of FP17s for the same patient ID Re-attending within 3 months - Adults	238	1,917	12.4%	13.7%	17.3%	16.7%
% of FP17s for the same patient ID Re-attending between 3 & 9 months - Children	341	654	52.1%	63.0%	58.9%	57.6%
% of FP17s for the same patient ID Re-attending between 3 & 9 months - Adults	1,013	1,917	52.8%	54.4%	52.2%	50.1%
% of FP17s for Band 1 Urgent Courses	141	2,228	6.3%	7.3%	9.2%	9.1%
% of FP17s Relating to Free Repair or Replacements	11	2,228	0.5%	1.0%	1.0%	0.8%
% of FP17s Relating to Continuations	51	2,228	2.3%	1.3%	1.4%	1.2%
% of Patients satisfied with the dentistry they have received	2	5	N/A	93.9%	93.1%	92.8%
% of Patients satisfied with the time they had to wait for an appointment	4	5	N/A	90.0%	89.5%	88.7%

* This is based on patients treated on this contract for their most recent course of treatment. Figures in italics indicate the base number of FP17s or Patient Questionnaire responses are less than 100. N/A is shown where the base number of responses is less than 10 during the period. % is calculated as Quantity/Base number*100

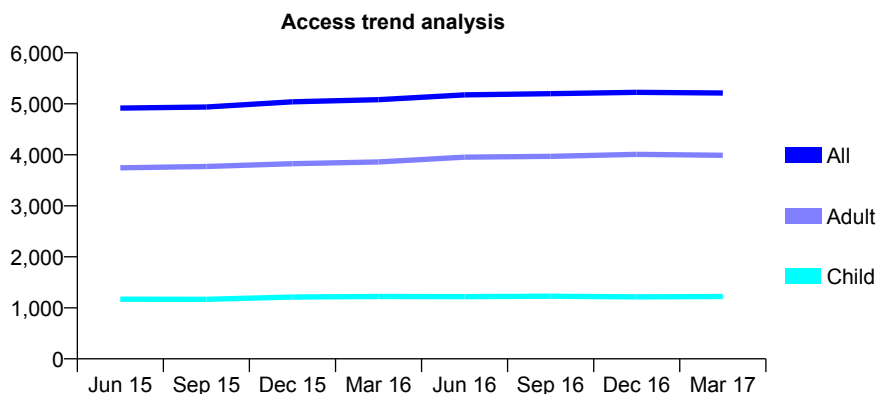
Q50 - Vital Signs At a Glance Contract Report for 146293/0001 - March 2017

Name or company name	Willerby Dental Care
Contract type name	GDS Contract
Purpose of contract	General
Contract start date	01/04/2009
Contract end date	

16/17 Contracted general activity (UDA)	12,500
Carry forward general activity (UDA)	-250
16/17 Contracted orthodontic activity (UOA)	0
Carry forward orthodontic activity (UOA)	0
Baseline contract value	£398,841.28

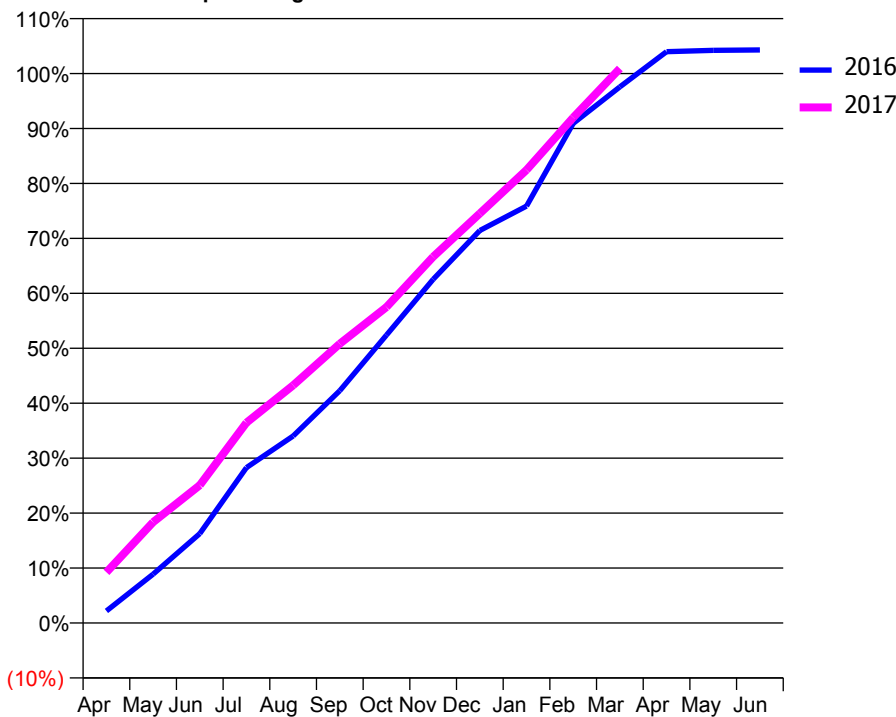
ACCESS*

Patients seen in 24 months	Total	Change since previous quarter
Quarter ending March 2016	5,082	
Quarter ending June 2016	5,174	→
Quarter ending September 2016	5,198	→
Quarter ending December 2016	5,224	→
Quarter ending March 2017	5,213	→
Variance since March 2016	2.6%	↑



ACTIVITY

Cumulative percentage of contracted UDA delivered 2016 & 2017



Month	Adjusted Scheduled Activity (UDA)	
	2016	2017
April	275	1,155
May	1,112	2,295
June	2,035	3,136
July	3,536	4,556
August	4,256	5,406
September	5,285	6,353
October	6,551	7,189
November	7,817	8,331
December	8,929	9,317
January	9,485	10,306
February	11,364	11,499
March	12,194	12,614
April	12,998	
May	13,025	
June	13,037	

QUALITY

	Quantity	Base Number	Contract	AT	Region	England
% of FP17s for the same patient ID Re-attending within 3 months - Children	140	2,042	6.9%	10.2%	13.3%	12.3%
% of FP17s for the same patient ID Re-attending within 3 months - Adults	574	5,479	10.5%	13.7%	17.3%	16.7%
% of FP17s for the same patient ID Re-attending between 3 & 9 months - Children	1,433	2,042	70.2%	63.0%	58.9%	57.6%
% of FP17s for the same patient ID Re-attending between 3 & 9 months - Adults	2,486	5,479	45.4%	54.4%	52.2%	50.1%
% of FP17s for Band 1 Urgent Courses	495	7,090	7.0%	7.3%	9.2%	9.1%
% of FP17s Relating to Free Repair or Replacements	25	7,090	0.4%	1.0%	1.0%	0.8%
% of FP17s Relating to Continuations	42	7,090	0.6%	1.3%	1.4%	1.2%
% of Patients satisfied with the dentistry they have received	23	24	95.8%	93.9%	93.1%	92.8%
% of Patients satisfied with the time they had to wait for an appointment	19	24	79.2%	90.0%	89.5%	88.7%

* This is based on patients treated on this contract for their most recent course of treatment. Figures in italics indicate the base number of FP17s or Patient Questionnaire responses are less than 100. N/A is shown where the base number of responses is less than 10 during the period. % is calculated as Quantity/Base number*100

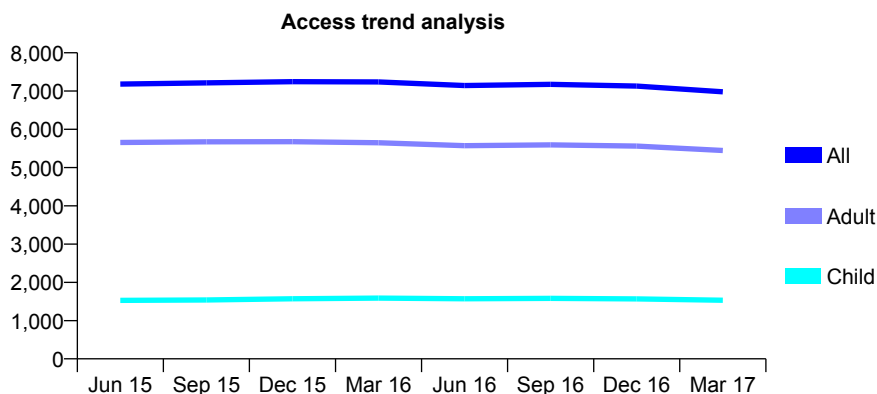
Q50 - Vital Signs At a Glance Contract Report for 148016/0001 - March 2017

Name or company name	CROMWELL DENTAL PRACTICE LIMITED
Contract type name	GDS Contract
Purpose of contract	General
Contract start date	01/01/2008
Contract end date	

16/17 Contracted general activity (UDA)	18,271
Carry forward general activity (UDA)	497
16/17 Contracted orthodontic activity (UOA)	0
Carry forward orthodontic activity (UOA)	0
Baseline contract value	£538,201.63

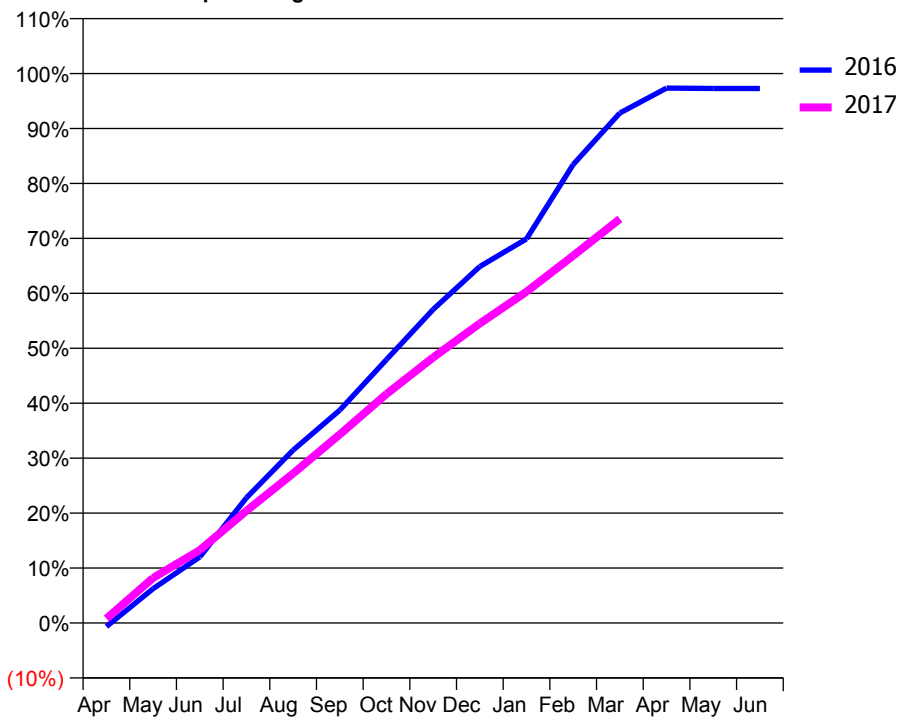
ACCESS*

Patients seen in 24 months	Total	Change since previous quarter
Quarter ending March 2016	7,238	
Quarter ending June 2016	7,143	↓
Quarter ending September 2016	7,174	→
Quarter ending December 2016	7,129	→
Quarter ending March 2017	6,979	↓
Variance since March 2016	(3.6%)	↓



ACTIVITY

Cumulative percentage of contracted UDA delivered 2016 & 2017



Month	Adjusted Scheduled Activity (UDA)	
	2016	2017
April	-121	150
May	1,143	1,502
June	2,196	2,422
July	4,167	3,729
August	5,749	4,971
September	7,078	6,273
October	8,758	7,614
November	10,425	8,829
December	11,853	9,959
January	12,772	11,018
February	15,246	12,214
March	16,956	13,438
April	17,788	
May	17,773	
June	17,774	

QUALITY

	Quantity	Base Number	Contract	AT	Region	England
% of FP17s for the same patient ID Re-attending within 3 months - Children	114	2,091	5.5%	10.2%	13.3%	12.3%
% of FP17s for the same patient ID Re-attending within 3 months - Adults	785	6,140	12.8%	13.7%	17.3%	16.7%
% of FP17s for the same patient ID Re-attending between 3 & 9 months - Children	1,312	2,091	62.7%	63.0%	58.9%	57.6%
% of FP17s for the same patient ID Re-attending between 3 & 9 months - Adults	2,452	6,140	39.9%	54.4%	52.2%	50.1%
% of FP17s for Band 1 Urgent Courses	868	7,791	11.1%	7.3%	9.2%	9.1%
% of FP17s Relating to Free Repair or Replacements	85	7,791	1.1%	1.0%	1.0%	0.8%
% of FP17s Relating to Continuations	150	7,791	1.9%	1.3%	1.4%	1.2%
% of Patients satisfied with the dentistry they have received	14	15	93.3%	93.9%	93.1%	92.8%
% of Patients satisfied with the time they had to wait for an appointment	14	15	93.3%	90.0%	89.5%	88.7%

* This is based on patients treated on this contract for their most recent course of treatment. Figures in italics indicate the base number of FP17s or Patient Questionnaire responses are less than 100. N/A is shown where the base number of responses is less than 10 during the period. % is calculated as Quantity/Base number*100

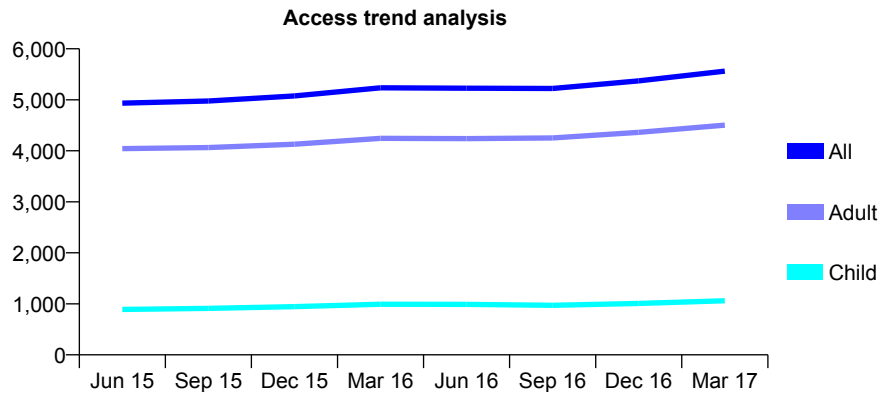
Q50 - Vital Signs At a Glance Contract Report for 149624/0001 - March 2017

Name or company name	Alpha Dental Kirkbymoorside
Contract type name	GDS Contract
Purpose of contract	General
Contract start date	01/11/2011
Contract end date	

16/17 Contracted general activity (UDA)	13,809
Carry forward general activity (UDA)	0
16/17 Contracted orthodontic activity (UOA)	0
Carry forward orthodontic activity (UOA)	0
Baseline contract value	£335,982.81

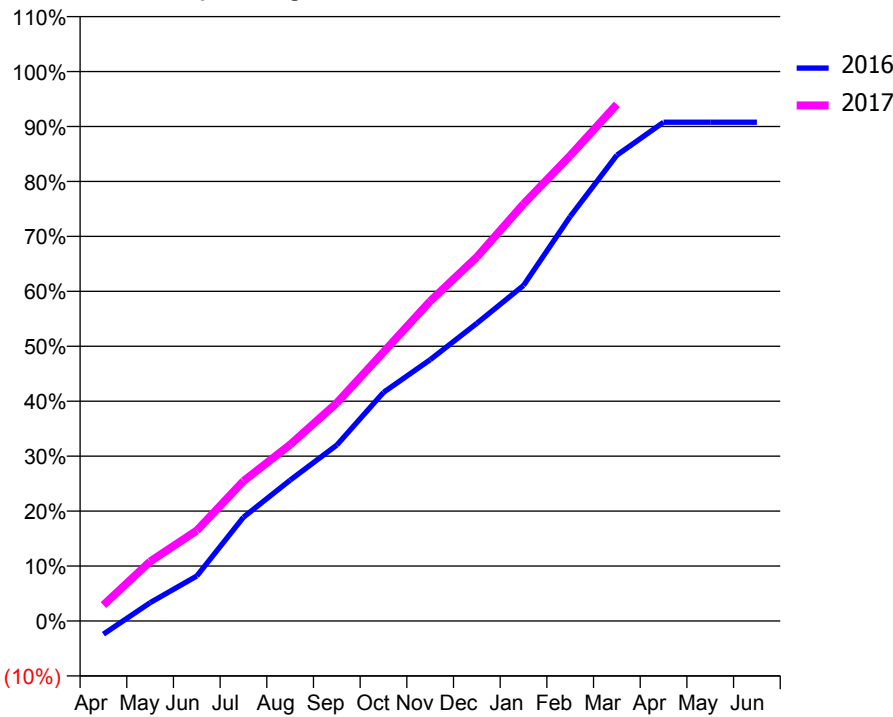
ACCESS*

Patients seen in 24 months	Total	Change since previous quarter
Quarter ending March 2016	5,235	
Quarter ending June 2016	5,228	→
Quarter ending September 2016	5,222	→
Quarter ending December 2016	5,370	↑
Quarter ending March 2017	5,562	↑
Variance since March 2016	6.2%	↑



ACTIVITY

Cumulative percentage of contracted UDA delivered 2016 & 2017



Month	Adjusted Scheduled Activity (UDA)	
	2016	2017
April	-334	401
May	461	1,495
June	1,132	2,275
July	2,609	3,518
August	3,542	4,431
September	4,423	5,481
October	5,744	6,756
November	6,568	8,037
December	7,482	9,148
January	8,434	10,480
February	10,164	11,695
March	11,705	12,983
April	12,534	
May	12,534	
June	12,534	

QUALITY

	Quantity	Base Number	Contract	AT	Region	England
% of FP17s for the same patient ID Re-attending within 3 months - Children	111	1,447	7.7%	10.2%	13.3%	12.3%
% of FP17s for the same patient ID Re-attending within 3 months - Adults	688	5,606	12.3%	13.7%	17.3%	16.7%
% of FP17s for the same patient ID Re-attending between 3 & 9 months - Children	817	1,447	56.5%	63.0%	58.9%	57.6%
% of FP17s for the same patient ID Re-attending between 3 & 9 months - Adults	2,774	5,606	49.5%	54.4%	52.2%	50.1%
% of FP17s for Band 1 Urgent Courses	224	5,899	3.8%	7.3%	9.2%	9.1%
% of FP17s Relating to Free Repair or Replacements	51	5,899	0.9%	1.0%	1.0%	0.8%
% of FP17s Relating to Continuations	118	5,899	2.0%	1.3%	1.4%	1.2%
% of Patients satisfied with the dentistry they have received	15	15	100.0%	93.9%	93.1%	92.8%
% of Patients satisfied with the time they had to wait for an appointment	14	15	93.3%	90.0%	89.5%	88.7%

* This is based on patients treated on this contract for their most recent course of treatment. Figures in italics indicate the base number of FP17s or Patient Questionnaire responses are less than 100. N/A is shown where the base number of responses is less than 10 during the period. % is calculated as Quantity/Base number*100

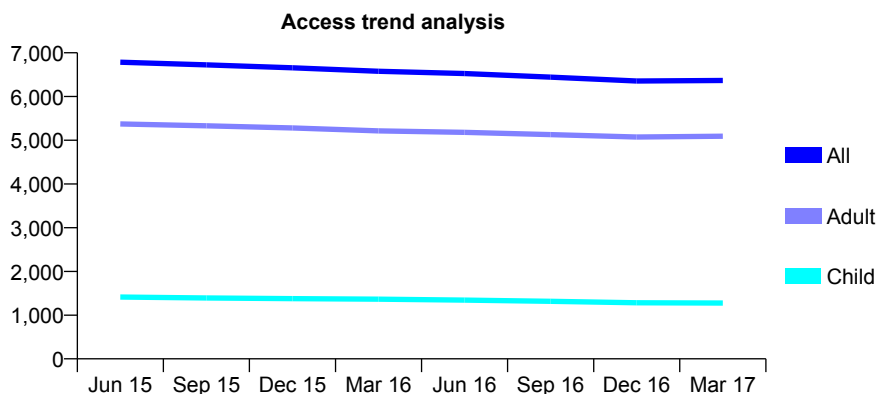
Q50 - Vital Signs At a Glance Contract Report for 149918/0001 - March 2017

Name or company name	North Park Dental Practice
Contract type name	GDS Contract
Purpose of contract	General
Contract start date	01/11/2008
Contract end date	

16/17 Contracted general activity (UDA)	16,902
Carry forward general activity (UDA)	-118
16/17 Contracted orthodontic activity (UOA)	0
Carry forward orthodontic activity (UOA)	0
Baseline contract value	£426,521.12

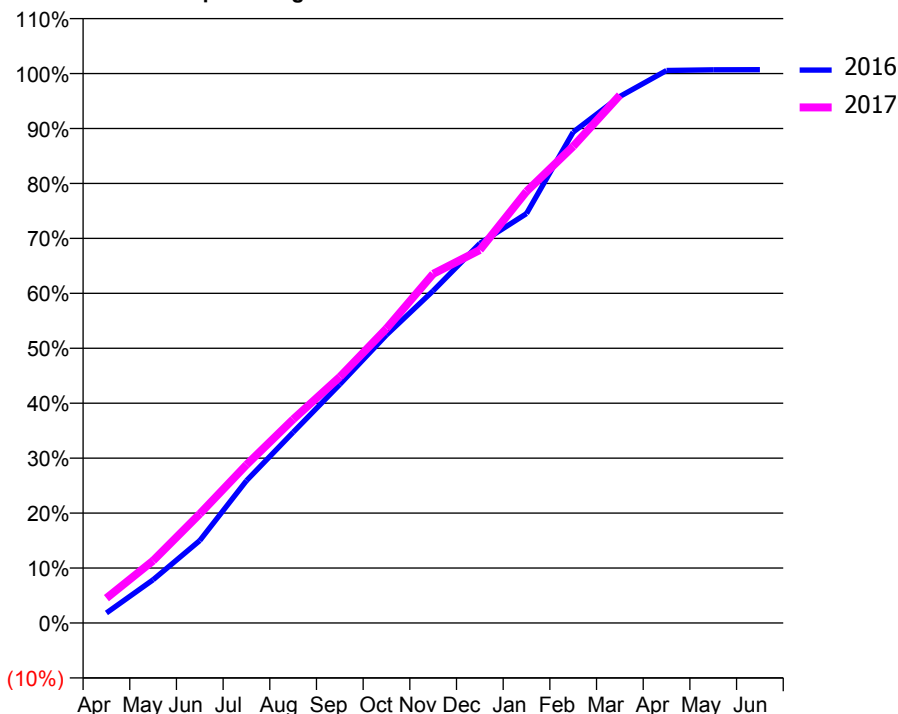
ACCESS*

Patients seen in 24 months	Total	Change since previous quarter
Quarter ending March 2016	6,579	
Quarter ending June 2016	6,526	→
Quarter ending September 2016	6,443	↓
Quarter ending December 2016	6,356	↓
Quarter ending March 2017	6,368	→
Variance since March 2016	(3.2%)	↓



ACTIVITY

Cumulative percentage of contracted UDA delivered 2016 & 2017



Month	Adjusted Scheduled Activity (UDA)	
	2016	2017
April	312	765
May	1,329	1,919
June	2,538	3,357
July	4,377	4,865
August	5,867	6,266
September	7,339	7,570
October	8,862	9,060
November	10,220	10,739
December	11,677	11,473
January	12,596	13,275
February	15,102	14,660
March	16,194	16,234
April	16,996	
May	17,016	
June	17,020	

QUALITY

	Quantity	Base Number	Contract	AT	Region	England
% of FP17s for the same patient ID Re-attending within 3 months - Children	131	2,070	6.3%	10.2%	13.3%	12.3%
% of FP17s for the same patient ID Re-attending within 3 months - Adults	1,133	8,106	14.0%	13.7%	17.3%	16.7%
% of FP17s for the same patient ID Re-attending between 3 & 9 months - Children	1,412	2,070	68.2%	63.0%	58.9%	57.6%
% of FP17s for the same patient ID Re-attending between 3 & 9 months - Adults	5,398	8,106	66.6%	54.4%	52.2%	50.1%
% of FP17s for Band 1 Urgent Courses	747	8,810	8.5%	7.3%	9.2%	9.1%
% of FP17s Relating to Free Repair or Replacements	154	8,810	1.7%	1.0%	1.0%	0.8%
% of FP17s Relating to Continuations	55	8,810	0.6%	1.3%	1.4%	1.2%
% of Patients satisfied with the dentistry they have received	47	47	100.0%	93.9%	93.1%	92.8%
% of Patients satisfied with the time they had to wait for an appointment	45	47	95.7%	90.0%	89.5%	88.7%

* This is based on patients treated on this contract for their most recent course of treatment. Figures in italics indicate the base number of FP17s or Patient Questionnaire responses are less than 100. N/A is shown where the base number of responses is less than 10 during the period. % is calculated as Quantity/Base number*100

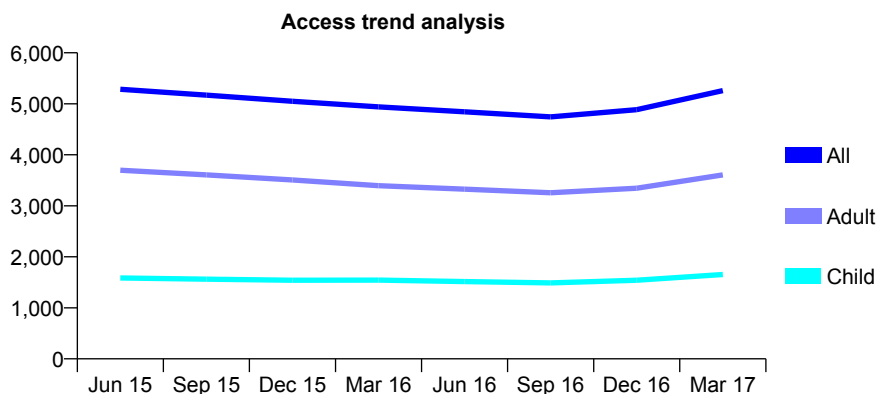
Q50 - Vital Signs At a Glance Contract Report for 150118/0001 - March 2017

Name or company name	Alpha Dental Studio
Contract type name	GDS Contract
Purpose of contract	General
Contract start date	01/10/2008
Contract end date	

16/17 Contracted general activity (UDA)	13,000
Carry forward general activity (UDA)	259
16/17 Contracted orthodontic activity (UOA)	0
Carry forward orthodontic activity (UOA)	0
Baseline contract value	£332,540.40

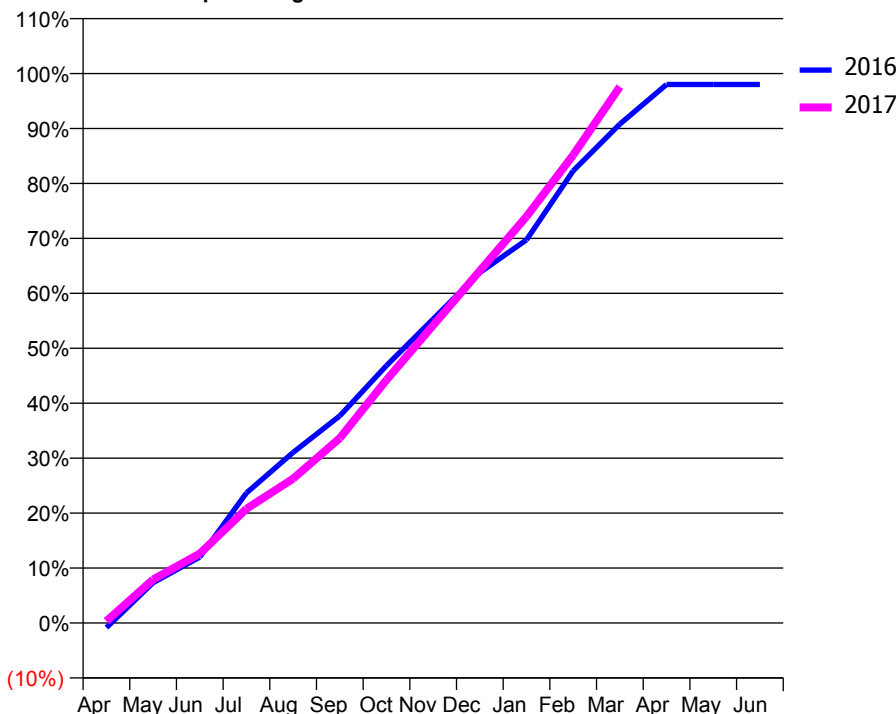
ACCESS*

Patients seen in 24 months	Total	Change since previous quarter
Quarter ending March 2016	4,939	
Quarter ending June 2016	4,842	↓
Quarter ending September 2016	4,745	↓
Quarter ending December 2016	4,886	↑
Quarter ending March 2017	5,260	↑
Variance since March 2016	6.5%	↑



ACTIVITY

Cumulative percentage of contracted UDA delivered 2016 & 2017



Adjusted Scheduled Activity (UDA)

Month	2016	2017
April	-111	47
May	953	1,031
June	1,559	1,643
July	3,078	2,701
August	4,037	3,414
September	4,902	4,374
October	6,092	5,749
November	7,193	7,042
December	8,293	8,332
January	9,065	9,617
February	10,699	11,072
March	11,804	12,686
April	12,740	
May	12,741	
June	12,741	

QUALITY

	Quantity	Base Number	Contract	AT	Region	England
% of FP17s for the same patient ID Re-attending within 3 months - Children	153	2,237	6.8%	10.2%	13.3%	12.3%
% of FP17s for the same patient ID Re-attending within 3 months - Adults	670	4,718	14.2%	13.7%	17.3%	16.7%
% of FP17s for the same patient ID Re-attending between 3 & 9 months - Children	1,167	2,237	52.2%	63.0%	58.9%	57.6%
% of FP17s for the same patient ID Re-attending between 3 & 9 months - Adults	2,220	4,718	47.1%	54.4%	52.2%	50.1%
% of FP17s for Band 1 Urgent Courses	332	5,946	5.6%	7.3%	9.2%	9.1%
% of FP17s Relating to Free Repair or Replacements	39	5,946	0.7%	1.0%	1.0%	0.8%
% of FP17s Relating to Continuations	139	5,946	2.3%	1.3%	1.4%	1.2%
% of Patients satisfied with the dentistry they have received	4	4	N/A	93.9%	93.1%	92.8%
% of Patients satisfied with the time they had to wait for an appointment	4	4	N/A	90.0%	89.5%	88.7%

* This is based on patients treated on this contract for their most recent course of treatment. Figures in italics indicate the base number of FP17s or Patient Questionnaire responses are less than 100. N/A is shown where the base number of responses is less than 10 during the period. % is calculated as Quantity/Base number*100

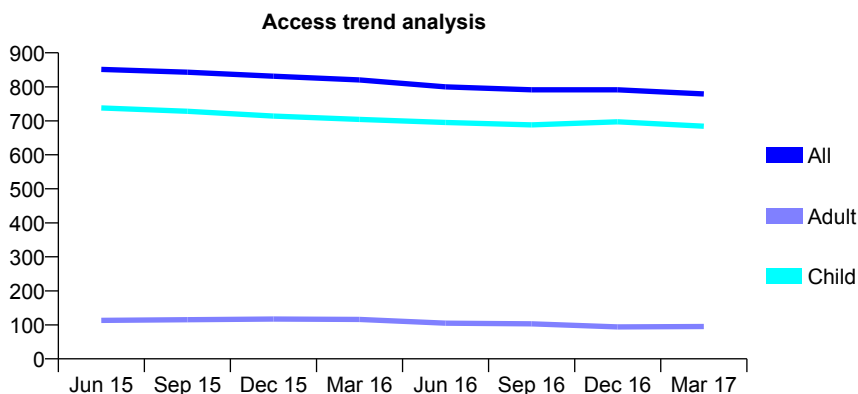
Q50 - Vital Signs At a Glance Contract Report for 150681/0001 - March 2017

Name or company name	Leyburn Dental Practice Ltd
Contract type name	GDS Contract
Purpose of contract	General
Contract start date	01/06/2013
Contract end date	

16/17 Contracted general activity (UDA)	2,400
Carry forward general activity (UDA)	0
16/17 Contracted orthodontic activity (UOA)	0
Carry forward orthodontic activity (UOA)	0
Baseline contract value	£62,443.52

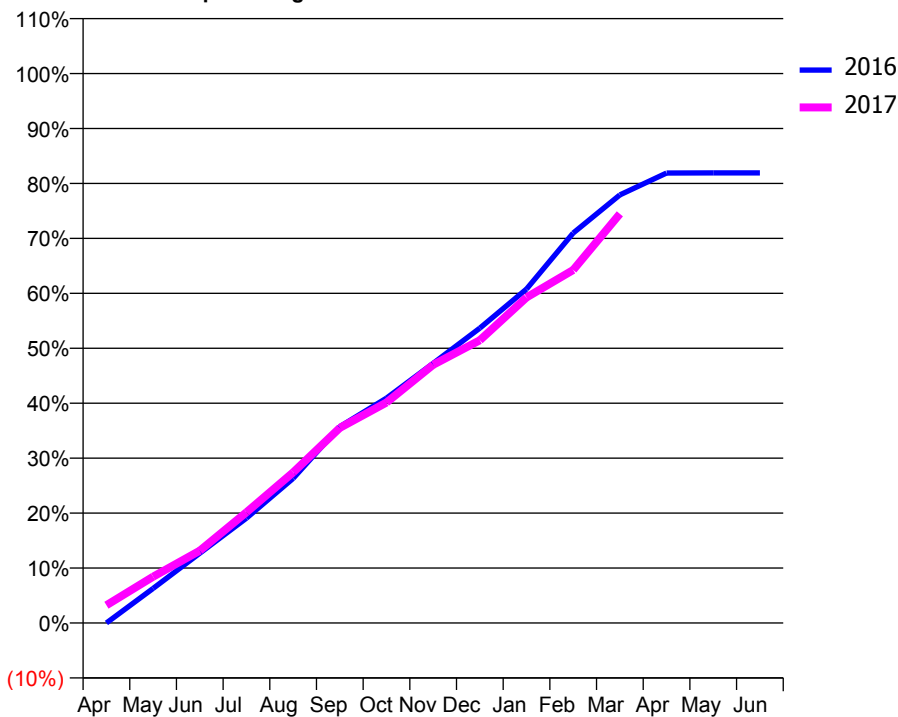
ACCESS*

Patients seen in 24 months	Total	Change since previous quarter
Quarter ending March 2016	820	
Quarter ending June 2016	800	↓
Quarter ending September 2016	791	↓
Quarter ending December 2016	791	→
Quarter ending March 2017	779	↓
Variance since March 2016	(5.0%)	↓



ACTIVITY

Cumulative percentage of contracted UDA delivered 2016 & 2017



Month	Adjusted Scheduled Activity (UDA)	
	2016	2017
April	0	78
May	151	202
June	305	316
July	458	484
August	632	658
September	858	852
October	982	963
November	1,134	1,128
December	1,288	1,235
January	1,458	1,422
February	1,703	1,542
March	1,870	1,787
April	1,965	
May	1,966	
June	1,966	

QUALITY

	Quantity	Base Number	Contract	AT	Region	England
% of FP17s for the same patient ID Re-attending within 3 months - Children	185	1,394	13.3%	10.2%	13.3%	12.3%
% of FP17s for the same patient ID Re-attending within 3 months - Adults	0	0	N/A	13.7%	17.3%	16.7%
% of FP17s for the same patient ID Re-attending between 3 & 9 months - Children	1,006	1,394	72.2%	63.0%	58.9%	57.6%
% of FP17s for the same patient ID Re-attending between 3 & 9 months - Adults	0	0	N/A	54.4%	52.2%	50.1%
% of FP17s for Band 1 Urgent Courses	46	1,325	3.5%	7.3%	9.2%	9.1%
% of FP17s Relating to Free Repair or Replacements	0	1,325	0.0%	1.0%	1.0%	0.8%
% of FP17s Relating to Continuations	28	1,325	2.1%	1.3%	1.4%	1.2%
% of Patients satisfied with the dentistry they have received	2	2	N/A	93.9%	93.1%	92.8%
% of Patients satisfied with the time they had to wait for an appointment	2	2	N/A	90.0%	89.5%	88.7%

* This is based on patients treated on this contract for their most recent course of treatment. Figures in italics indicate the base number of FP17s or Patient Questionnaire responses are less than 100. N/A is shown where the base number of responses is less than 10 during the period. % is calculated as Quantity/Base number*100

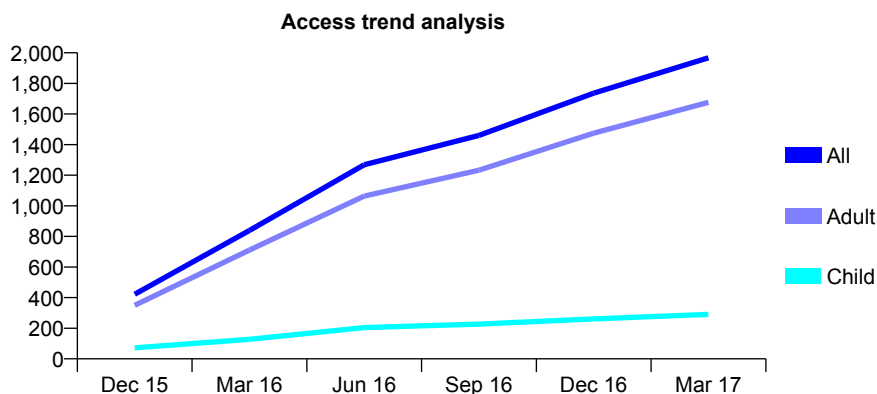
Q50 - Vital Signs At a Glance Contract Report for 151874/0001 - March 2017

Name or company name	Miss Z Ishak
Contract type name	GDS Contract
Purpose of contract	General
Contract start date	01/10/2015
Contract end date	

16/17 Contracted general activity (UDA)	5,875
Carry forward general activity (UDA)	0
16/17 Contracted orthodontic activity (UOA)	0
Carry forward orthodontic activity (UOA)	0
Baseline contract value	£181,620.11

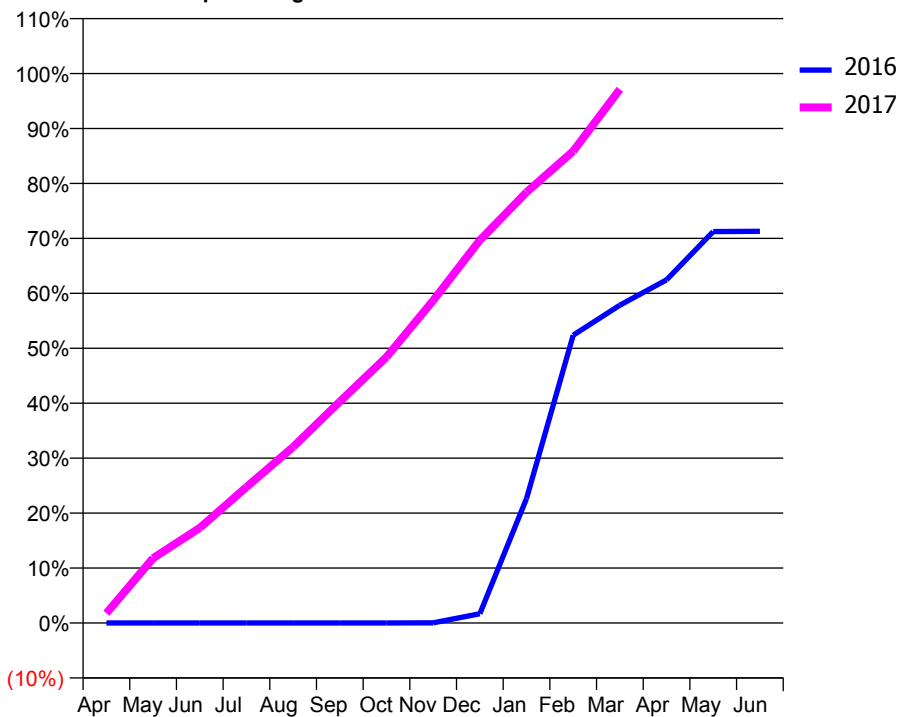
ACCESS*

Patients seen in 24 months	Total	Change since previous quarter
Quarter ending March 2016	839	
Quarter ending June 2016	1,268	↑
Quarter ending September 2016	1,460	↑
Quarter ending December 2016	1,736	↑
Quarter ending March 2017	1,967	↑
Variance since March 2016	134.4%	↑



ACTIVITY

Cumulative percentage of contracted UDA delivered 2016 & 2017



Adjusted Scheduled Activity (UDA)

Month	2016	2017
April	0	105
May	0	693
June	0	1,018
July	0	1,453
August	0	1,883
September	0	2,367
October	0	2,843
November	1	3,449
December	49	4,092
January	666	4,605
February	1,539	5,045
March	1,699	5,706
April	1,835	
May	2,093	
June	2,095	

QUALITY

	Quantity	Base Number	Contract	AT	Region	England
% of FP17s for the same patient ID Re-attending within 3 months - Children	6	372	1.6%	10.2%	13.3%	12.3%
% of FP17s for the same patient ID Re-attending within 3 months - Adults	239	2,266	10.5%	13.7%	17.3%	16.7%
% of FP17s for the same patient ID Re-attending between 3 & 9 months - Children	120	372	32.3%	63.0%	58.9%	57.6%
% of FP17s for the same patient ID Re-attending between 3 & 9 months - Adults	674	2,266	29.7%	54.4%	52.2%	50.1%
% of FP17s for Band 1 Urgent Courses	47	2,452	1.9%	7.3%	9.2%	9.1%
% of FP17s Relating to Free Repair or Replacements	2	2,452	0.1%	1.0%	1.0%	0.8%
% of FP17s Relating to Continuations	89	2,452	3.6%	1.3%	1.4%	1.2%
% of Patients satisfied with the dentistry they have received	10	10	100.0%	93.9%	93.1%	92.8%
% of Patients satisfied with the time they had to wait for an appointment	10	10	100.0%	90.0%	89.5%	88.7%

* This is based on patients treated on this contract for their most recent course of treatment. Figures in italics indicate the base number of FP17s or Patient Questionnaire responses are less than 100. N/A is shown where the base number of responses is less than 10 during the period. % is calculated as Quantity/Base number*100

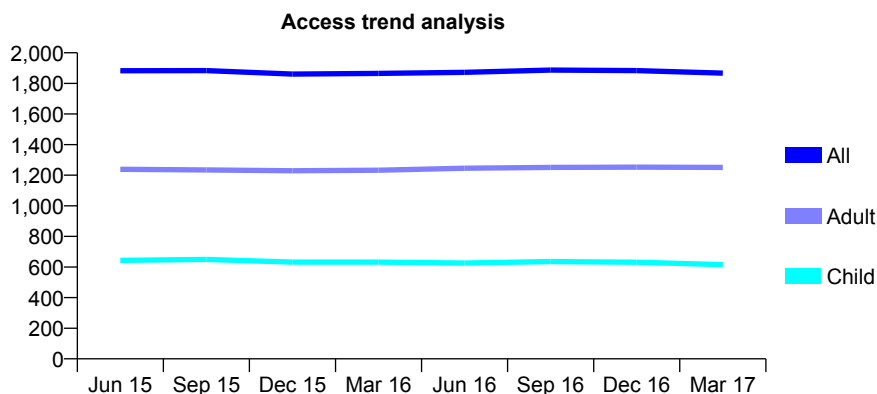
Q50 - Vital Signs At a Glance Contract Report for 152293/0001 - March 2017

Name or company name	Winterton Dental Practice Limited
Contract type name	GDS Contract
Purpose of contract	General
Contract start date	01/06/2012
Contract end date	

16/17 Contracted general activity (UDA)	4,467
Carry forward general activity (UDA)	95
16/17 Contracted orthodontic activity (UOA)	0
Carry forward orthodontic activity (UOA)	0
Baseline contract value	£138,359.42

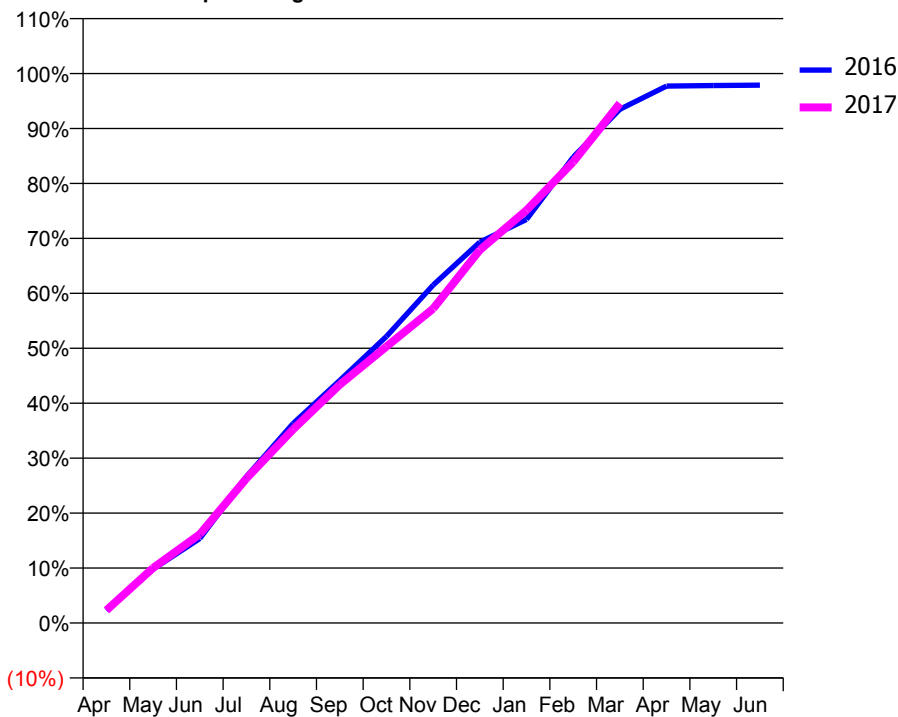
ACCESS*

Patients seen in 24 months	Total	Change since previous quarter
Quarter ending March 2016	1,865	
Quarter ending June 2016	1,872	→
Quarter ending September 2016	1,887	→
Quarter ending December 2016	1,884	→
Quarter ending March 2017	1,867	→
Variance since March 2016	0.1%	→



ACTIVITY

Cumulative percentage of contracted UDA delivered 2016 & 2017



Month	Adjusted Scheduled Activity (UDA)	
	2016	2017
April	101	104
May	438	448
June	687	721
July	1,191	1,176
August	1,622	1,574
September	1,973	1,938
October	2,330	2,248
November	2,747	2,556
December	3,096	3,033
January	3,281	3,355
February	3,787	3,748
March	4,176	4,224
April	4,365	
May	4,369	
June	4,372	

QUALITY

	Quantity	Base Number	Contract	AT	Region	England
% of FP17s for the same patient ID Re-attending within 3 months - Children	49	1,023	4.8%	10.2%	13.3%	12.3%
% of FP17s for the same patient ID Re-attending within 3 months - Adults	188	1,757	10.7%	13.7%	17.3%	16.7%
% of FP17s for the same patient ID Re-attending between 3 & 9 months - Children	712	1,023	69.6%	63.0%	58.9%	57.6%
% of FP17s for the same patient ID Re-attending between 3 & 9 months - Adults	877	1,757	49.9%	54.4%	52.2%	50.1%
% of FP17s for Band 1 Urgent Courses	157	2,650	5.9%	7.3%	9.2%	9.1%
% of FP17s Relating to Free Repair or Replacements	42	2,650	1.6%	1.0%	1.0%	0.8%
% of FP17s Relating to Continuations	13	2,650	0.5%	1.3%	1.4%	1.2%
% of Patients satisfied with the dentistry they have received	2	2	N/A	93.9%	93.1%	92.8%
% of Patients satisfied with the time they had to wait for an appointment	2	2	N/A	90.0%	89.5%	88.7%

* This is based on patients treated on this contract for their most recent course of treatment. Figures in italics indicate the base number of FP17s or Patient Questionnaire responses are less than 100. N/A is shown where the base number of responses is less than 10 during the period. % is calculated as Quantity/Base number*100

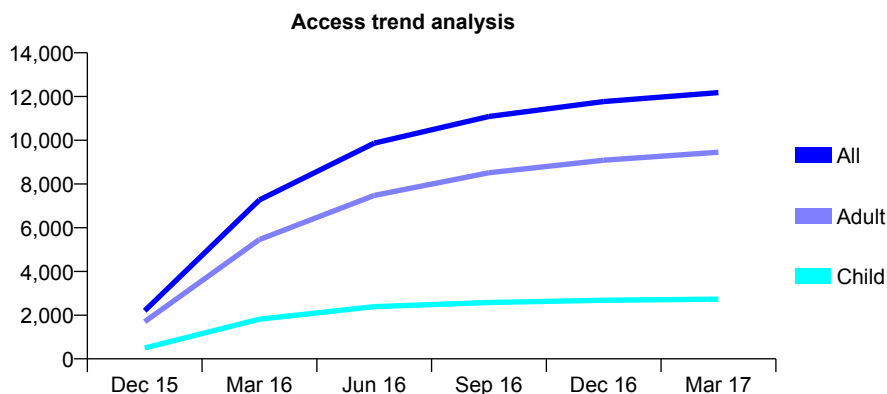
Q50 - Vital Signs At a Glance Contract Report for 152404/0001 - March 2017

Name or company name	York Dental Limited
Contract type name	GDS Contract
Purpose of contract	General
Contract start date	01/11/2015
Contract end date	

16/17 Contracted general activity (UDA)	30,321
Carry forward general activity (UDA)	1,198
16/17 Contracted orthodontic activity (UOA)	0
Carry forward orthodontic activity (UOA)	0
Baseline contract value	£873,140.94

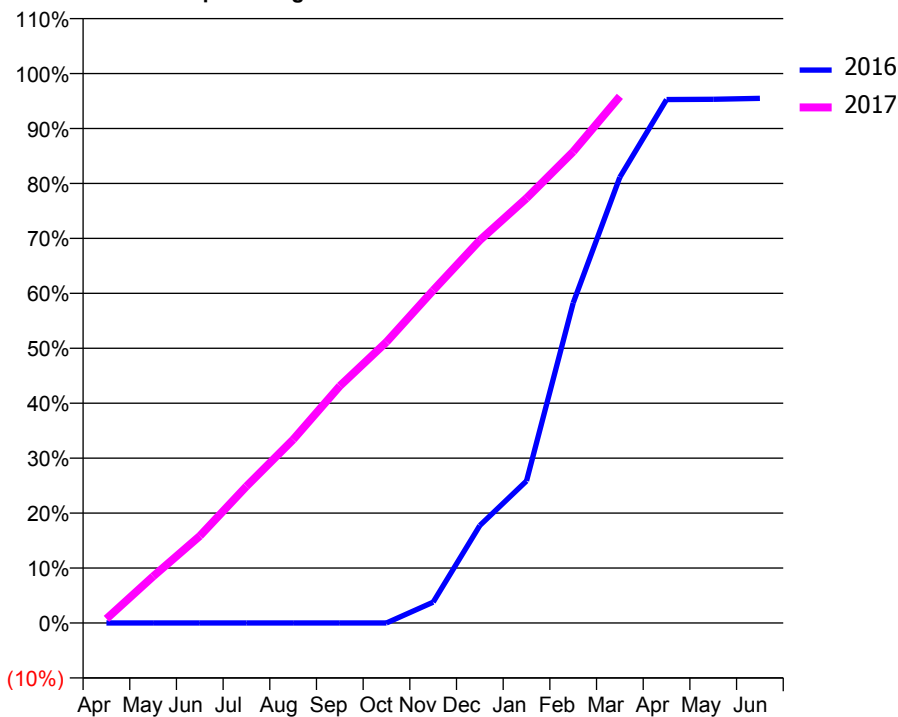
ACCESS*

Patients seen in 24 months	Total	Change since previous quarter
Quarter ending March 2016	7,271	
Quarter ending June 2016	9,865	↑
Quarter ending September 2016	11,085	↑
Quarter ending December 2016	11,772	↑
Quarter ending March 2017	12,181	↑
Variance since March 2016	67.5%	↑



ACTIVITY

Cumulative percentage of contracted UDA delivered 2016 & 2017



Adjusted Scheduled Activity (UDA)

Month	2016	2017
April	0	228
May	0	2,574
June	0	4,801
July	0	7,544
August	0	10,118
September	0	13,081
October	0	15,505
November	481	18,352
December	2,243	21,124
January	3,265	23,437
February	7,358	26,010
March	10,251	29,061
April	12,036	
May	12,041	
June	12,063	

QUALITY

	Quantity	Base Number	Contract	AT	Region	England
% of FP17s for the same patient ID Re-attending within 3 months - Children	362	4,977	7.3%	10.2%	13.3%	12.3%
% of FP17s for the same patient ID Re-attending within 3 months - Adults	2,083	15,999	13.0%	13.7%	17.3%	16.7%
% of FP17s for the same patient ID Re-attending between 3 & 9 months - Children	2,957	4,977	59.4%	63.0%	58.9%	57.6%
% of FP17s for the same patient ID Re-attending between 3 & 9 months - Adults	8,398	15,999	52.5%	54.4%	52.2%	50.1%
% of FP17s for Band 1 Urgent Courses	1,355	18,955	7.1%	7.3%	9.2%	9.1%
% of FP17s Relating to Free Repair or Replacements	186	18,955	1.0%	1.0%	1.0%	0.8%
% of FP17s Relating to Continuations	151	18,955	0.8%	1.3%	1.4%	1.2%
% of Patients satisfied with the dentistry they have received	43	45	95.6%	93.9%	93.1%	92.8%
% of Patients satisfied with the time they had to wait for an appointment	43	45	95.6%	90.0%	89.5%	88.7%

* This is based on patients treated on this contract for their most recent course of treatment. Figures in italics indicate the base number of FP17s or Patient Questionnaire responses are less than 100. N/A is shown where the base number of responses is less than 10 during the period. % is calculated as Quantity/Base number*100

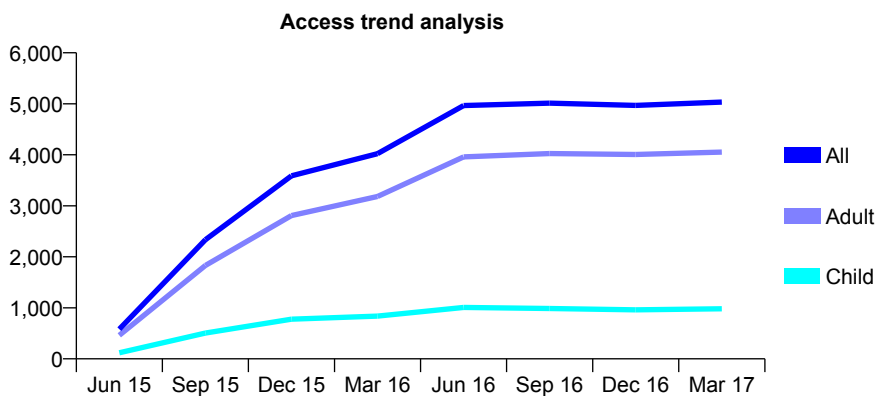
Q50 - Vital Signs At a Glance Contract Report for 155365/0002 - March 2017

Name or company name	Ishak Practices Ltd
Contract type name	GDS Contract
Purpose of contract	General and Orthodontic
Contract start date	01/06/2015
Contract end date	

16/17 Contracted general activity (UDA)	17,246
Carry forward general activity (UDA)	0
16/17 Contracted orthodontic activity (UOA)	756
Carry forward orthodontic activity (UOA)	0
Baseline contract value	£445,958.19

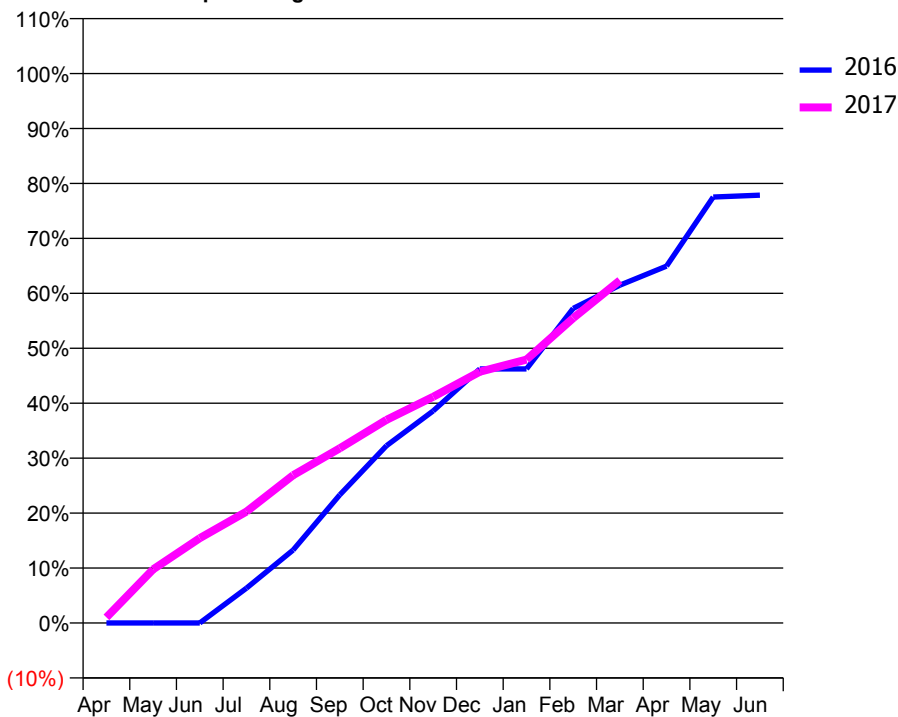
ACCESS*

Patients seen in 24 months	Total	Change since previous quarter
Quarter ending March 2016	4,022	
Quarter ending June 2016	4,967	↑
Quarter ending September 2016	5,013	→
Quarter ending December 2016	4,968	→
Quarter ending March 2017	5,034	→
Variance since March 2016	25.2%	↑



ACTIVITY

Cumulative percentage of contracted UDA delivered 2016 & 2017



Month	Adjusted Scheduled Activity (UDA)	
	2016	2017
April	0	180
May	0	1,686
June	0	2,664
July	912	3,497
August	1,908	4,640
September	3,355	5,485
October	4,638	6,376
November	5,548	7,099
December	6,645	7,887
January	6,645	8,267
February	8,228	9,568
March	8,835	10,755
April	9,336	
May	11,142	
June	11,190	

QUALITY

	Quantity	Base Number	Contract	AT	Region	England
% of FP17s for the same patient ID Re-attending within 3 months - Children	134	1,746	7.7%	10.2%	13.3%	12.3%
% of FP17s for the same patient ID Re-attending within 3 months - Adults	657	5,932	11.1%	13.7%	17.3%	16.7%
% of FP17s for the same patient ID Re-attending between 3 & 9 months - Children	1,003	1,746	57.4%	63.0%	58.9%	57.6%
% of FP17s for the same patient ID Re-attending between 3 & 9 months - Adults	3,162	5,932	53.3%	54.4%	52.2%	50.1%
% of FP17s for Band 1 Urgent Courses	366	6,161	5.9%	7.3%	9.2%	9.1%
% of FP17s Relating to Free Repair or Replacements	87	6,161	1.4%	1.0%	1.0%	0.8%
% of FP17s Relating to Continuations	48	6,161	0.8%	1.3%	1.4%	1.2%
% of Patients satisfied with the dentistry they have received	23	25	92.0%	93.9%	93.1%	92.8%
% of Patients satisfied with the time they had to wait for an appointment	21	25	84.0%	90.0%	89.5%	88.7%

* This is based on patients treated on this contract for their most recent course of treatment. Figures in italics indicate the base number of FP17s or Patient Questionnaire responses are less than 100. N/A is shown where the base number of responses is less than 10 during the period. % is calculated as Quantity/Base number*100

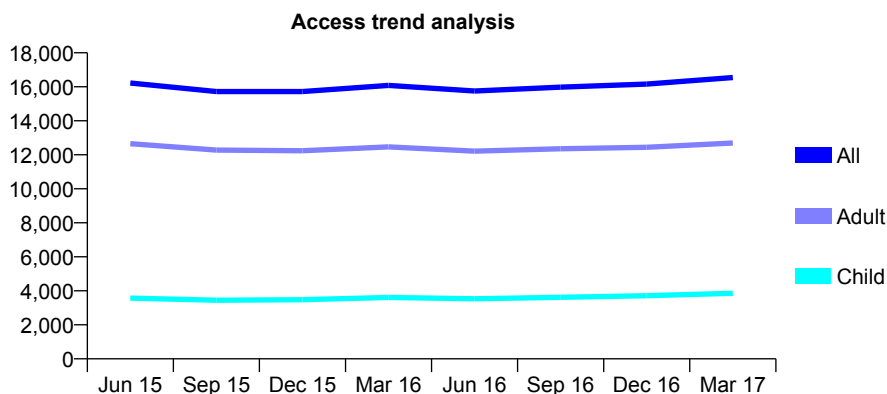
Q50 - Vital Signs At a Glance Contract Report for 156655/0001 - March 2017

Name or company name	Burrell & Stokes Dental Practice
Contract type name	GDS Contract
Purpose of contract	General
Contract start date	01/01/2013
Contract end date	

16/17 Contracted general activity (UDA)	45,300
Carry forward general activity (UDA)	656
16/17 Contracted orthodontic activity (UOA)	0
Carry forward orthodontic activity (UOA)	0
Baseline contract value	£1,174,632.55

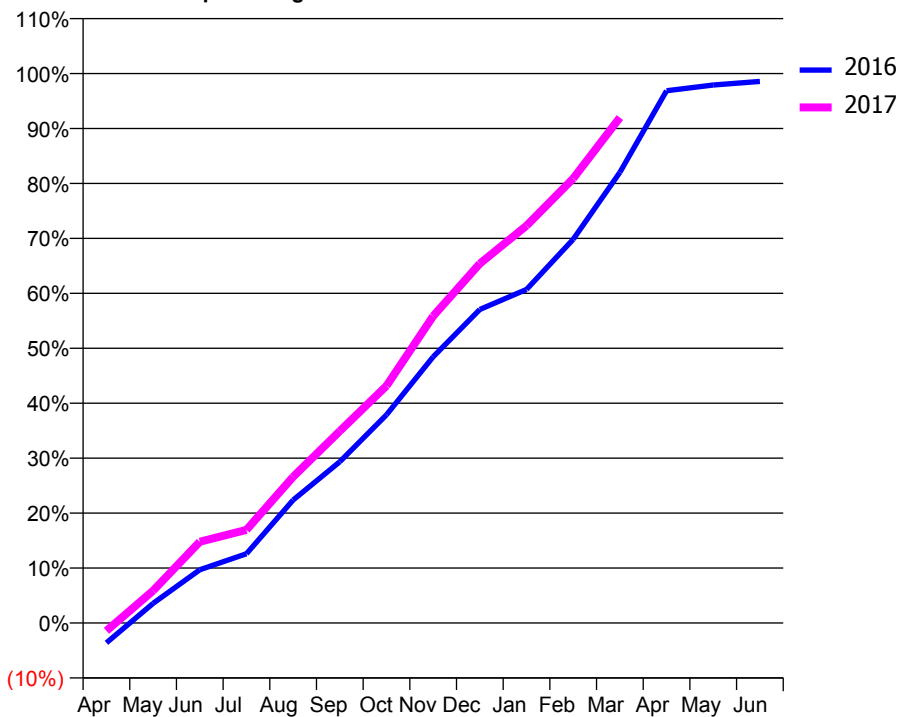
ACCESS*

Patients seen in 24 months	Total	Change since previous quarter
Quarter ending March 2016	16,079	
Quarter ending June 2016	15,753	↓
Quarter ending September 2016	15,979	→
Quarter ending December 2016	16,161	→
Quarter ending March 2017	16,546	↑
Variance since March 2016	2.9%	↑



ACTIVITY

Cumulative percentage of contracted UDA delivered 2016 & 2017



Month	Adjusted Scheduled Activity (UDA)	
	2016	2017
April	-1,640	-656
May	1,626	2,667
June	4,396	6,701
July	5,716	7,680
August	10,141	12,054
September	13,296	15,820
October	17,166	19,550
November	21,943	25,305
December	25,850	29,630
January	27,497	32,753
February	31,631	36,644
March	37,146	41,668
April	43,877	
May	44,356	
June	44,644	

QUALITY

	Quantity	Base Number	Contract	AT	Region	England
% of FP17s for the same patient ID Re-attending within 3 months - Children	221	5,482	4.0%	10.2%	13.3%	12.3%
% of FP17s for the same patient ID Re-attending within 3 months - Adults	1,654	14,930	11.1%	13.7%	17.3%	16.7%
% of FP17s for the same patient ID Re-attending between 3 & 9 months - Children	2,886	5,482	52.6%	63.0%	58.9%	57.6%
% of FP17s for the same patient ID Re-attending between 3 & 9 months - Adults	4,621	14,930	31.0%	54.4%	52.2%	50.1%
% of FP17s for Band 1 Urgent Courses	110	17,677	0.6%	7.3%	9.2%	9.1%
% of FP17s Relating to Free Repair or Replacements	187	17,677	1.1%	1.0%	1.0%	0.8%
% of FP17s Relating to Continuations	524	17,677	3.0%	1.3%	1.4%	1.2%
% of Patients satisfied with the dentistry they have received	18	18	100.0%	93.9%	93.1%	92.8%
% of Patients satisfied with the time they had to wait for an appointment	18	18	100.0%	90.0%	89.5%	88.7%

* This is based on patients treated on this contract for their most recent course of treatment. Figures in italics indicate the base number of FP17s or Patient Questionnaire responses are less than 100. N/A is shown where the base number of responses is less than 10 during the period. % is calculated as Quantity/Base number*100

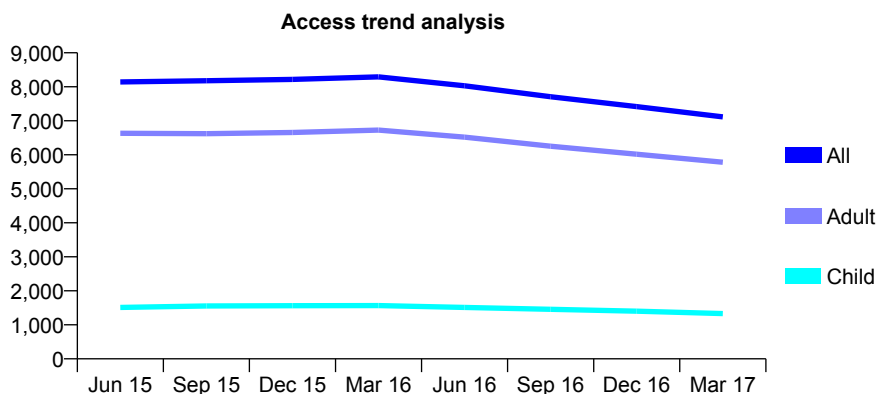
Q50 - Vital Signs At a Glance Contract Report for 157341/0001 - March 2017

Name or company name	Freetown Way Surgery Limited
Contract type name	GDS Contract
Purpose of contract	General
Contract start date	01/04/2013
Contract end date	

16/17 Contracted general activity (UDA)	23,756
Carry forward general activity (UDA)	0
16/17 Contracted orthodontic activity (UOA)	0
Carry forward orthodontic activity (UOA)	0
Baseline contract value	£630,829.89

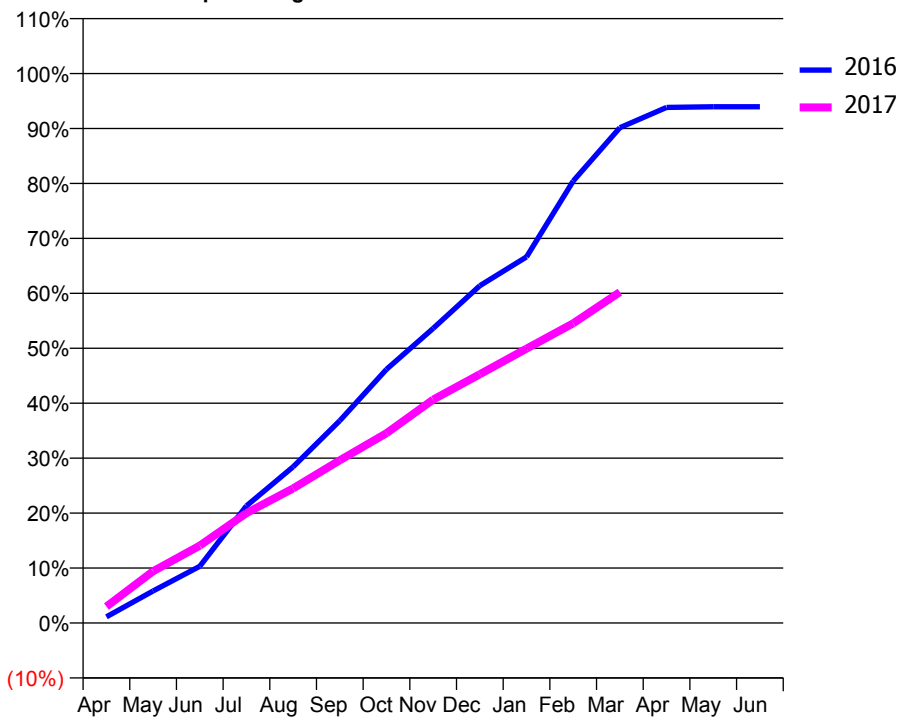
ACCESS*

Patients seen in 24 months	Total	Change since previous quarter
Quarter ending March 2016	8,292	
Quarter ending June 2016	8,030	↓
Quarter ending September 2016	7,709	↓
Quarter ending December 2016	7,417	↓
Quarter ending March 2017	7,116	↓
Variance since March 2016	(14.2%)	↓



ACTIVITY

Cumulative percentage of contracted UDA delivered 2016 & 2017



Month	Adjusted Scheduled Activity (UDA)	
	2016	2017
April	269	712
May	1,388	2,239
June	2,455	3,348
July	5,062	4,752
August	6,756	5,820
September	8,747	7,034
October	10,968	8,207
November	12,737	9,661
December	14,585	10,754
January	15,827	11,860
February	19,107	12,958
March	21,415	14,305
April	22,290	
May	22,319	
June	22,321	

QUALITY

	Quantity	Base Number	Contract	AT	Region	England
% of FP17s for the same patient ID Re-attending within 3 months - Children	118	1,424	8.3%	10.2%	13.3%	12.3%
% of FP17s for the same patient ID Re-attending within 3 months - Adults	915	5,715	16.0%	13.7%	17.3%	16.7%
% of FP17s for the same patient ID Re-attending between 3 & 9 months - Children	826	1,424	58.0%	63.0%	58.9%	57.6%
% of FP17s for the same patient ID Re-attending between 3 & 9 months - Adults	3,024	5,715	52.9%	54.4%	52.2%	50.1%
% of FP17s for Band 1 Urgent Courses	1,066	6,742	15.8%	7.3%	9.2%	9.1%
% of FP17s Relating to Free Repair or Replacements	98	6,742	1.5%	1.0%	1.0%	0.8%
% of FP17s Relating to Continuations	25	6,742	0.4%	1.3%	1.4%	1.2%
% of Patients satisfied with the dentistry they have received	12	12	100.0%	93.9%	93.1%	92.8%
% of Patients satisfied with the time they had to wait for an appointment	11	12	91.7%	90.0%	89.5%	88.7%

* This is based on patients treated on this contract for their most recent course of treatment. Figures in italics indicate the base number of FP17s or Patient Questionnaire responses are less than 100. N/A is shown where the base number of responses is less than 10 during the period. % is calculated as Quantity/Base number*100

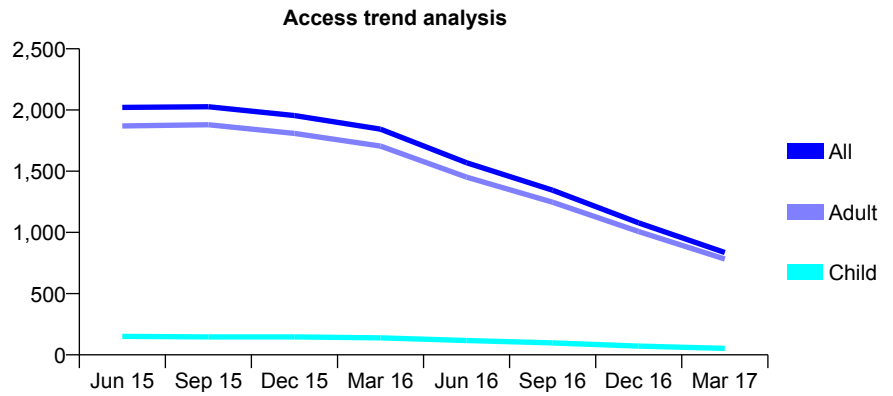
Q50 - Vital Signs At a Glance Contract Report for 157341/0002 - March 2017

Name or company name	Freetown Way Surgery Limited
Contract type name	GDS Contract
Purpose of contract	General
Contract start date	01/04/2013
Contract end date	

16/17 Contracted general activity (UDA)	3,322
Carry forward general activity (UDA)	0
16/17 Contracted orthodontic activity (UOA)	0
Carry forward orthodontic activity (UOA)	0
Baseline contract value	£154,356.93

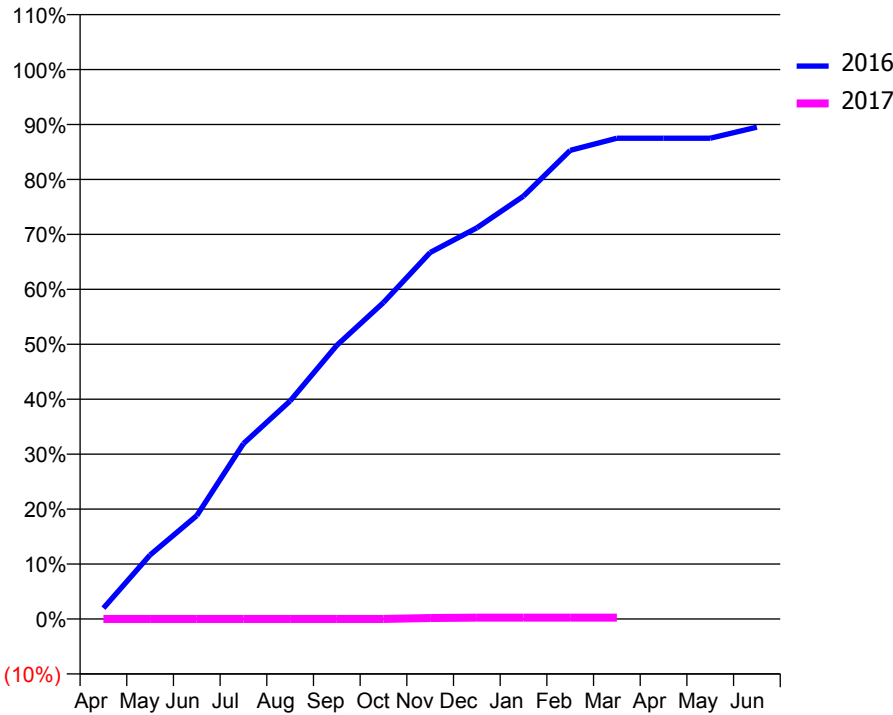
ACCESS*

Patients seen in 24 months	Total	Change since previous quarter
Quarter ending March 2016	1,844	
Quarter ending June 2016	1,569	↓
Quarter ending September 2016	1,345	↓
Quarter ending December 2016	1,078	↓
Quarter ending March 2017	836	↓
Variance since March 2016	(54.7%)	↓



ACTIVITY

Cumulative percentage of contracted UDA delivered 2016 & 2017



Month	Adjusted Scheduled Activity (UDA)	
	2016	2017
April	66	0
May	388	0
June	625	0
July	1,060	0
August	1,318	0
September	1,654	0
October	1,914	0
November	2,216	6
December	2,365	8
January	2,556	8
February	2,833	8
March	2,907	8
April	2,907	
May	2,907	
June	2,974	

QUALITY

	Quantity	Base Number	Contract	AT	Region	England
% of FP17s for the same patient ID Re-attending within 3 months - Children	0	7	0.0%	10.2%	13.3%	12.3%
% of FP17s for the same patient ID Re-attending within 3 months - Adults	2	58	3.4%	13.7%	17.3%	16.7%
% of FP17s for the same patient ID Re-attending between 3 & 9 months - Children	0	7	0.0%	63.0%	58.9%	57.6%
% of FP17s for the same patient ID Re-attending between 3 & 9 months - Adults	0	58	0.0%	54.4%	52.2%	50.1%
% of FP17s for Band 1 Urgent Courses	7	7	100.0%	7.3%	9.2%	9.1%
% of FP17s Relating to Free Repair or Replacements	0	7	0.0%	1.0%	1.0%	0.8%
% of FP17s Relating to Continuations	0	7	0.0%	1.3%	1.4%	1.2%
% of Patients satisfied with the dentistry they have received	0	0	N/A	93.9%	93.1%	92.8%
% of Patients satisfied with the time they had to wait for an appointment	0	0	N/A	90.0%	89.5%	88.7%

* This is based on patients treated on this contract for their most recent course of treatment. Figures in italics indicate the base number of FP17s or Patient Questionnaire responses are less than 100. N/A is shown where the base number of responses is less than 10 during the period. % is calculated as Quantity/Base number*100

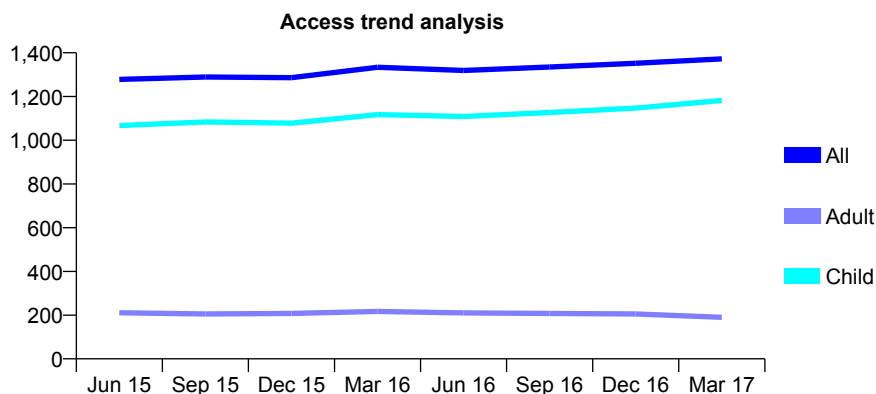
Q50 - Vital Signs At a Glance Contract Report for 158488/0001 - March 2017

Name or company name	Bedale Dental Practice Ltd
Contract type name	GDS Contract
Purpose of contract	General and Orthodontic
Contract start date	01/02/2012
Contract end date	

16/17 Contracted general activity (UDA)	3,500
Carry forward general activity (UDA)	0
16/17 Contracted orthodontic activity (UOA)	463
Carry forward orthodontic activity (UOA)	-1
Baseline contract value	£118,014.44

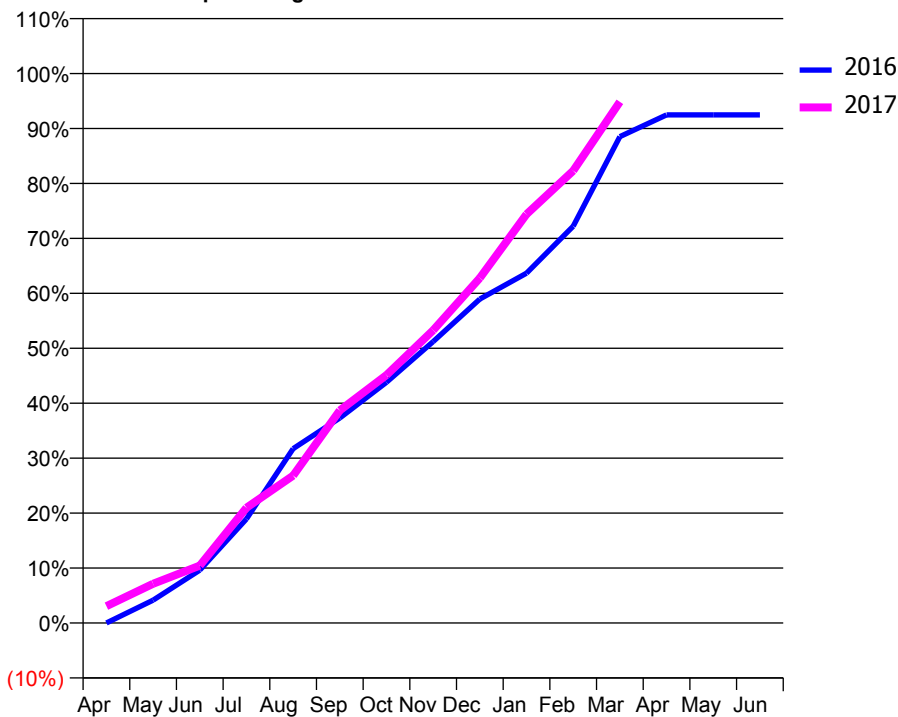
ACCESS*

Patients seen in 24 months	Total	Change since previous quarter
Quarter ending March 2016	1,334	
Quarter ending June 2016	1,319	↓
Quarter ending September 2016	1,335	→
Quarter ending December 2016	1,352	→
Quarter ending March 2017	1,372	→
Variance since March 2016	2.8%	↑



ACTIVITY

Cumulative percentage of contracted UDA delivered 2016 & 2017



Month	Adjusted Scheduled Activity (UDA)	
	2016	2017
April	0	107
May	146	250
June	337	366
July	663	734
August	1,110	939
September	1,306	1,354
October	1,533	1,580
November	1,792	1,864
December	2,064	2,198
January	2,228	2,603
February	2,527	2,881
March	3,098	3,319
April	3,237	
May	3,237	
June	3,237	

QUALITY

	Quantity	Base Number	Contract	AT	Region	England
% of FP17s for the same patient ID Re-attending within 3 months - Children	517	2,486	20.8%	10.2%	13.3%	12.3%
% of FP17s for the same patient ID Re-attending within 3 months - Adults	18	115	15.7%	13.7%	17.3%	16.7%
% of FP17s for the same patient ID Re-attending between 3 & 9 months - Children	1,474	2,486	59.3%	63.0%	58.9%	57.6%
% of FP17s for the same patient ID Re-attending between 3 & 9 months - Adults	70	115	60.9%	54.4%	52.2%	50.1%
% of FP17s for Band 1 Urgent Courses	127	2,463	5.2%	7.3%	9.2%	9.1%
% of FP17s Relating to Free Repair or Replacements	0	2,463	0.0%	1.0%	1.0%	0.8%
% of FP17s Relating to Continuations	0	2,463	0.0%	1.3%	1.4%	1.2%
% of Patients satisfied with the dentistry they have received	1	1	N/A	93.9%	93.1%	92.8%
% of Patients satisfied with the time they had to wait for an appointment	1	1	N/A	90.0%	89.5%	88.7%

* This is based on patients treated on this contract for their most recent course of treatment. Figures in italics indicate the base number of FP17s or Patient Questionnaire responses are less than 100. N/A is shown where the base number of responses is less than 10 during the period. % is calculated as Quantity/Base number*100

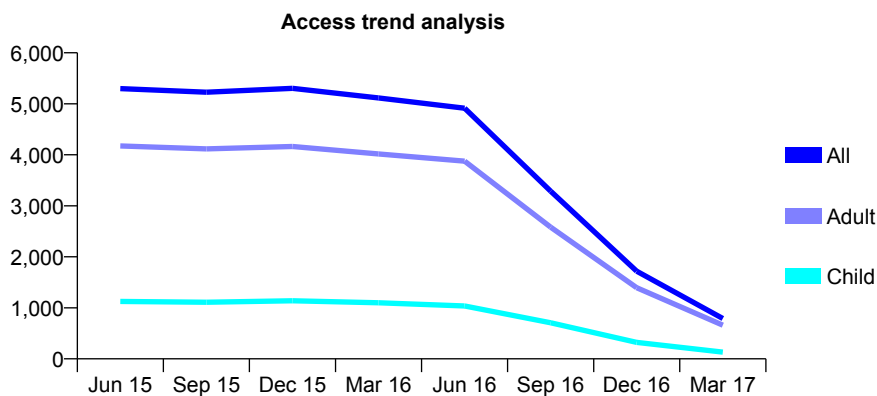
Q50 - Vital Signs At a Glance Contract Report for 159069/0001 - March 2017

Name or company name	Ashby Dental Practice
Contract type name	GDS Contract
Purpose of contract	General
Contract start date	01/04/2011
Contract end date	02/05/2016

16/17 Contracted general activity (UDA)	681
Carry forward general activity (UDA)	0
16/17 Contracted orthodontic activity (UOA)	0
Carry forward orthodontic activity (UOA)	0
Baseline contract value	£21,101.40

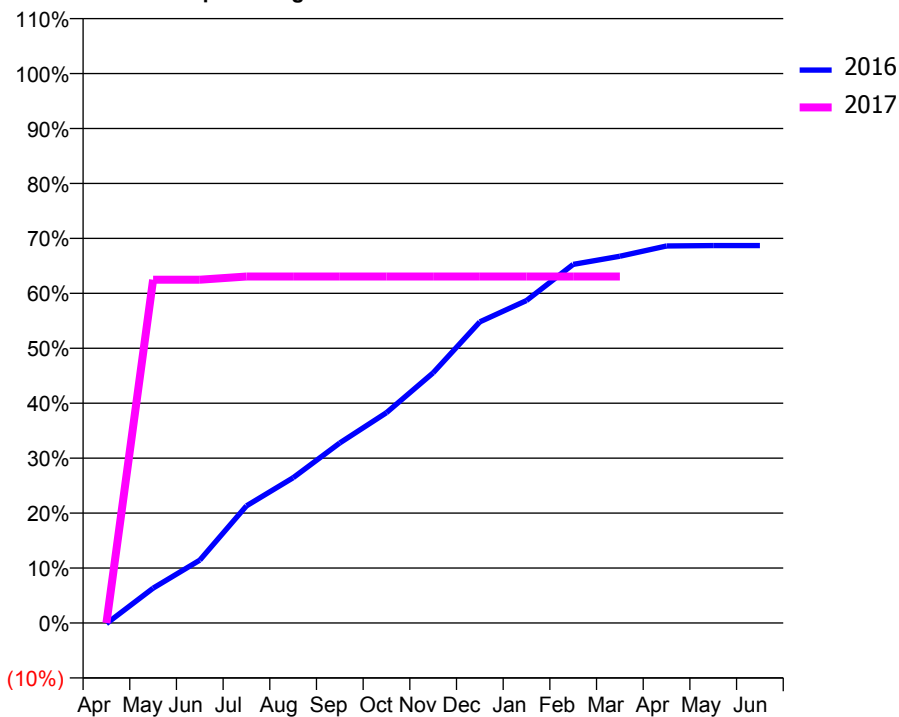
ACCESS*

Patients seen in 24 months	Total	Change since previous quarter
Quarter ending March 2016	5,116	
Quarter ending June 2016	4,914	↓
Quarter ending September 2016	3,288	↓
Quarter ending December 2016	1,719	↓
Quarter ending March 2017	790	↓
Variance since March 2016	(84.6%)	↓



ACTIVITY

Cumulative percentage of contracted UDA delivered 2016 & 2017



Month	Adjusted Scheduled Activity (UDA)	
	2016	2017
April	-17	0
May	865	425
June	1,559	425
July	2,903	429
August	3,600	429
September	4,466	429
October	5,215	429
November	6,205	429
December	7,467	429
January	7,997	429
February	8,892	429
March	9,094	429
April	9,347	
May	9,357	
June	9,357	

QUALITY

	Quantity	Base Number	Contract	AT	Region	England
% of FP17s for the same patient ID Re-attending within 3 months - Children	4	25	16.0%	10.2%	13.3%	12.3%
% of FP17s for the same patient ID Re-attending within 3 months - Adults	25	186	13.4%	13.7%	17.3%	16.7%
% of FP17s for the same patient ID Re-attending between 3 & 9 months - Children	13	25	52.0%	63.0%	58.9%	57.6%
% of FP17s for the same patient ID Re-attending between 3 & 9 months - Adults	78	186	41.9%	54.4%	52.2%	50.1%
% of FP17s for Band 1 Urgent Courses	52	135	38.5%	7.3%	9.2%	9.1%
% of FP17s Relating to Free Repair or Replacements	0	135	0.0%	1.0%	1.0%	0.8%
% of FP17s Relating to Continuations	0	135	0.0%	1.3%	1.4%	1.2%
% of Patients satisfied with the dentistry they have received	0	0	N/A	93.9%	93.1%	92.8%
% of Patients satisfied with the time they had to wait for an appointment	0	0	N/A	90.0%	89.5%	88.7%

* This is based on patients treated on this contract for their most recent course of treatment. Figures in italics indicate the base number of FP17s or Patient Questionnaire responses are less than 100. N/A is shown where the base number of responses is less than 10 during the period. % is calculated as Quantity/Base number*100

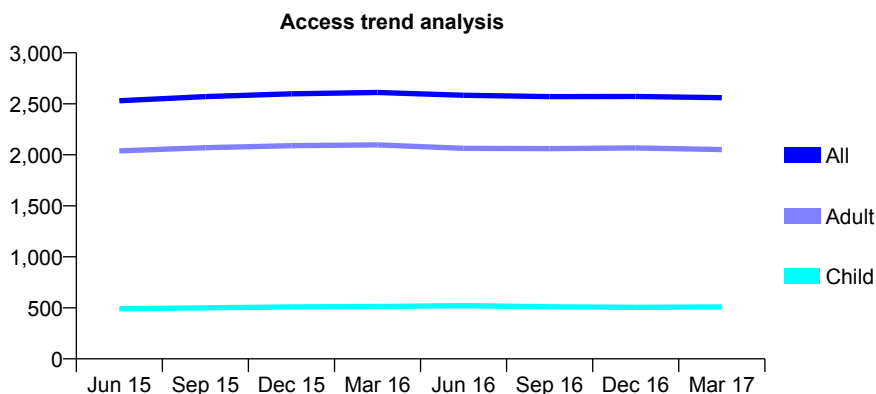
Q50 - Vital Signs At a Glance Contract Report for 159786/0001 - March 2017

Name or company name	A R Broskill Ltd
Contract type name	GDS Contract
Purpose of contract	General
Contract start date	01/05/2008
Contract end date	

16/17 Contracted general activity (UDA)	6,650
Carry forward general activity (UDA)	0
16/17 Contracted orthodontic activity (UOA)	0
Carry forward orthodontic activity (UOA)	0
Baseline contract value	£225,530.09

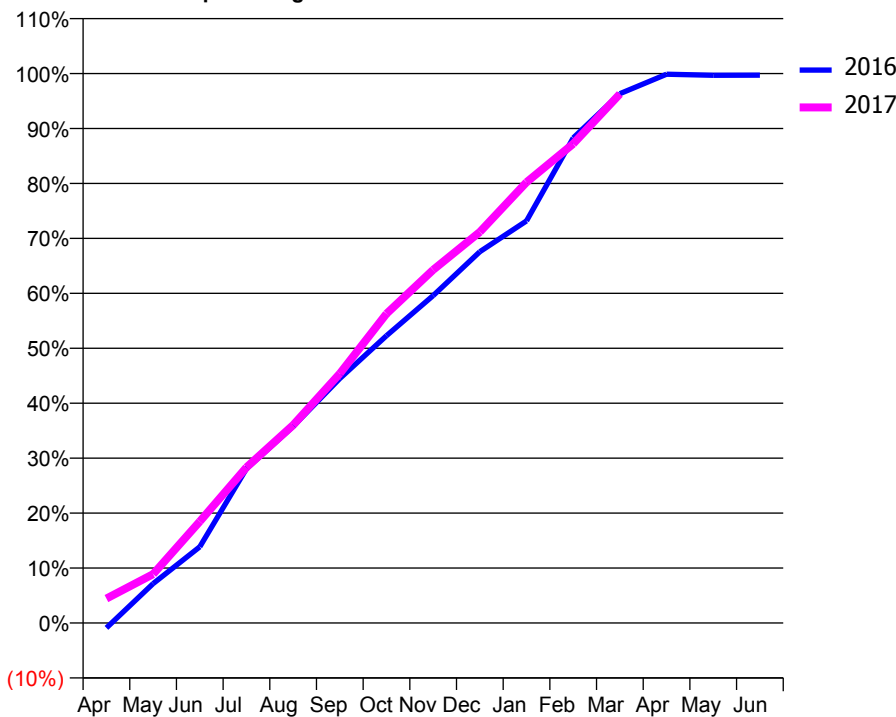
ACCESS*

Patients seen in 24 months	Total	Change since previous quarter
Quarter ending March 2016	2,611	
Quarter ending June 2016	2,584	↓
Quarter ending September 2016	2,571	→
Quarter ending December 2016	2,572	→
Quarter ending March 2017	2,560	→
Variance since March 2016	(2.0%)	↓



ACTIVITY

Cumulative percentage of contracted UDA delivered 2016 & 2017



Month	Adjusted Scheduled Activity (UDA)	
	2016	2017
April	-61	295
May	477	591
June	922	1,228
July	1,868	1,884
August	2,379	2,396
September	2,959	3,018
October	3,477	3,744
November	3,962	4,275
December	4,494	4,732
January	4,866	5,334
February	5,871	5,799
March	6,405	6,403
April	6,641	
May	6,629	
June	6,630	

QUALITY

	Quantity	Base Number	Contract	AT	Region	England
% of FP17s for the same patient ID Re-attending within 3 months - Children	41	872	4.7%	10.2%	13.3%	12.3%
% of FP17s for the same patient ID Re-attending within 3 months - Adults	405	3,409	11.9%	13.7%	17.3%	16.7%
% of FP17s for the same patient ID Re-attending between 3 & 9 months - Children	652	872	74.8%	63.0%	58.9%	57.6%
% of FP17s for the same patient ID Re-attending between 3 & 9 months - Adults	2,464	3,409	72.3%	54.4%	52.2%	50.1%
% of FP17s for Band 1 Urgent Courses	293	4,113	7.1%	7.3%	9.2%	9.1%
% of FP17s Relating to Free Repair or Replacements	53	4,113	1.3%	1.0%	1.0%	0.8%
% of FP17s Relating to Continuations	26	4,113	0.6%	1.3%	1.4%	1.2%
% of Patients satisfied with the dentistry they have received	1	2	N/A	93.9%	93.1%	92.8%
% of Patients satisfied with the time they had to wait for an appointment	2	2	N/A	90.0%	89.5%	88.7%

* This is based on patients treated on this contract for their most recent course of treatment. Figures in italics indicate the base number of FP17s or Patient Questionnaire responses are less than 100. N/A is shown where the base number of responses is less than 10 during the period. % is calculated as Quantity/Base number*100

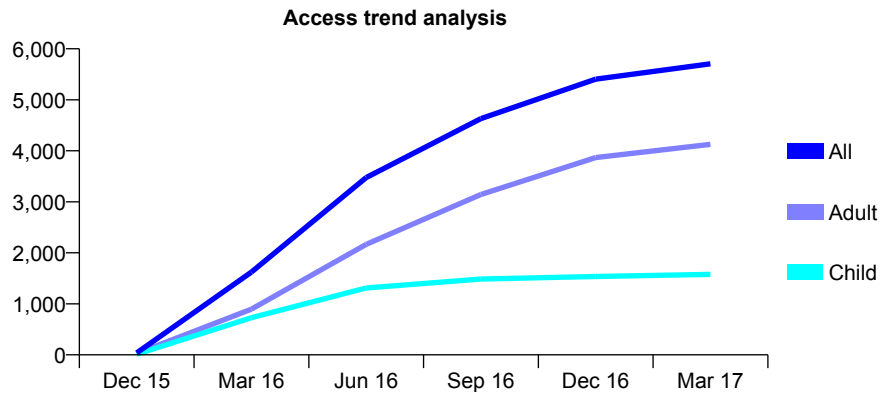
Q50 - Vital Signs At a Glance Contract Report for 161586/0001 - March 2017

Name or company name	B & R Dental Care
Contract type name	GDS Contract
Purpose of contract	General
Contract start date	01/12/2015
Contract end date	

16/17 Contracted general activity (UDA)	16,800
Carry forward general activity (UDA)	-23
16/17 Contracted orthodontic activity (UOA)	0
Carry forward orthodontic activity (UOA)	0
Baseline contract value	£497,566.07

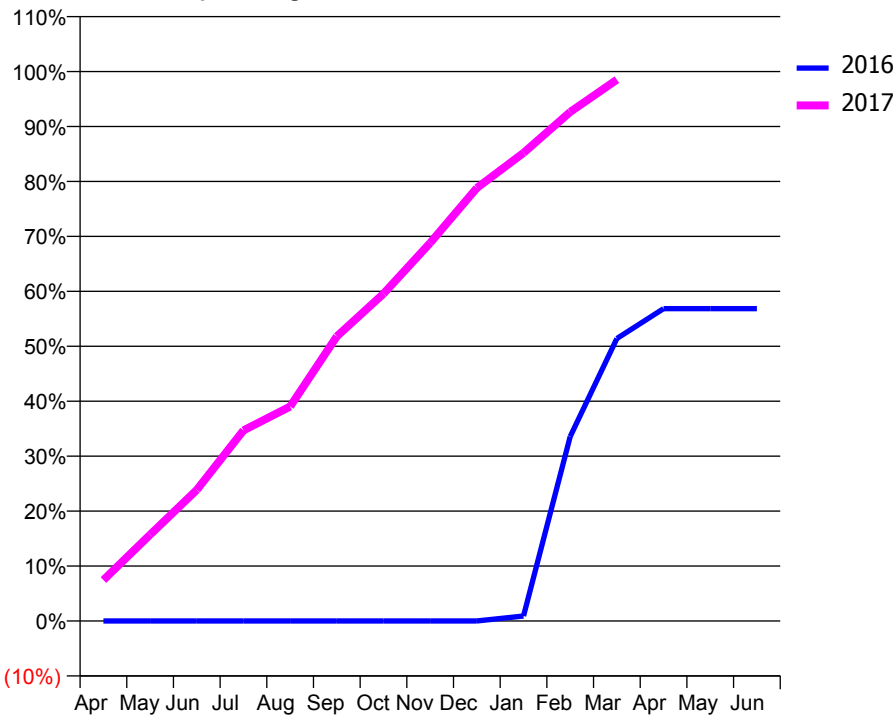
ACCESS*

Patients seen in 24 months	Total	Change since previous quarter
Quarter ending March 2016	1,622	
Quarter ending June 2016	3,476	↑
Quarter ending September 2016	4,631	↑
Quarter ending December 2016	5,405	↑
Quarter ending March 2017	5,705	↑
Variance since March 2016	251.7%	↑



ACTIVITY

Cumulative percentage of contracted UDA delivered 2016 & 2017



Month	Adjusted Scheduled Activity (UDA)	
	2016	2017
April	0	1,254
May	0	2,640
June	0	4,012
July	0	5,828
August	0	6,559
September	0	8,700
October	0	10,007
November	0	11,560
December	0	13,238
January	51	14,310
February	1,880	15,562
March	2,879	16,550
April	3,183	
May	3,184	
June	3,184	

QUALITY

	Quantity	Base Number	Contract	AT	Region	England
% of FP17s for the same patient ID Re-attending within 3 months - Children	397	3,363	11.8%	10.2%	13.3%	12.3%
% of FP17s for the same patient ID Re-attending within 3 months - Adults	370	5,122	7.2%	13.7%	17.3%	16.7%
% of FP17s for the same patient ID Re-attending between 3 & 9 months - Children	1,768	3,363	52.6%	63.0%	58.9%	57.6%
% of FP17s for the same patient ID Re-attending between 3 & 9 months - Adults	710	5,122	13.9%	54.4%	52.2%	50.1%
% of FP17s for Band 1 Urgent Courses	370	8,315	4.4%	7.3%	9.2%	9.1%
% of FP17s Relating to Free Repair or Replacements	30	8,315	0.4%	1.0%	1.0%	0.8%
% of FP17s Relating to Continuations	55	8,315	0.7%	1.3%	1.4%	1.2%
% of Patients satisfied with the dentistry they have received	11	11	100.0%	93.9%	93.1%	92.8%
% of Patients satisfied with the time they had to wait for an appointment	11	11	100.0%	90.0%	89.5%	88.7%

* This is based on patients treated on this contract for their most recent course of treatment. Figures in italics indicate the base number of FP17s or Patient Questionnaire responses are less than 100. N/A is shown where the base number of responses is less than 10 during the period. % is calculated as Quantity/Base number*100

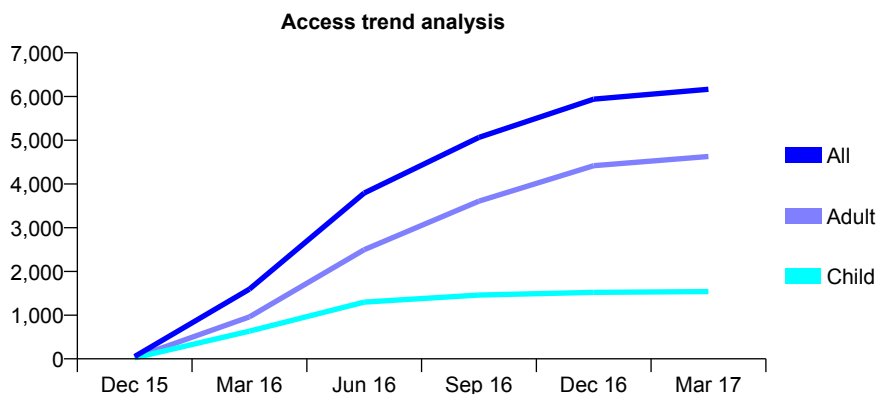
Q50 - Vital Signs At a Glance Contract Report for 161586/0002 - March 2017

Name or company name	B & R Dental Care
Contract type name	GDS Contract
Purpose of contract	General
Contract start date	01/12/2015
Contract end date	

16/17 Contracted general activity (UDA)	16,800
Carry forward general activity (UDA)	-229
16/17 Contracted orthodontic activity (UOA)	0
Carry forward orthodontic activity (UOA)	0
Baseline contract value	£496,577.31

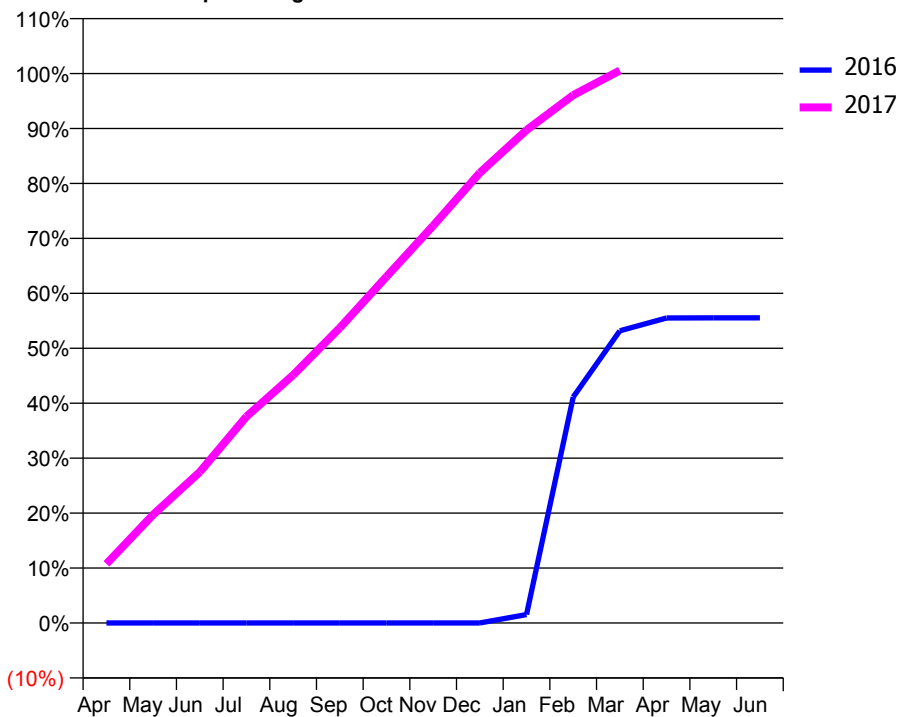
ACCESS*

Patients seen in 24 months	Total	Change since previous quarter
Quarter ending March 2016	1,593	
Quarter ending June 2016	3,794	↑
Quarter ending September 2016	5,066	↑
Quarter ending December 2016	5,940	↑
Quarter ending March 2017	6,167	↑
Variance since March 2016	287.1%	↑



ACTIVITY

Cumulative percentage of contracted UDA delivered 2016 & 2017



Adjusted Scheduled Activity (UDA)

Month	2016	2017
April	0	1,808
May	0	3,314
June	0	4,617
July	0	6,313
August	0	7,580
September	0	9,024
October	0	10,589
November	0	12,146
December	0	13,767
January	86	15,069
February	2,303	16,137
March	2,979	16,892
April	3,108	
May	3,110	
June	3,110	

QUALITY

	Quantity	Base Number	Contract	AT	Region	England
% of FP17s for the same patient ID Re-attending within 3 months - Children	320	3,316	9.7%	10.2%	13.3%	12.3%
% of FP17s for the same patient ID Re-attending within 3 months - Adults	323	5,783	5.6%	13.7%	17.3%	16.7%
% of FP17s for the same patient ID Re-attending between 3 & 9 months - Children	1,776	3,316	53.6%	63.0%	58.9%	57.6%
% of FP17s for the same patient ID Re-attending between 3 & 9 months - Adults	703	5,783	12.2%	54.4%	52.2%	50.1%
% of FP17s for Band 1 Urgent Courses	437	9,013	4.8%	7.3%	9.2%	9.1%
% of FP17s Relating to Free Repair or Replacements	30	9,013	0.3%	1.0%	1.0%	0.8%
% of FP17s Relating to Continuations	69	9,013	0.8%	1.3%	1.4%	1.2%
% of Patients satisfied with the dentistry they have received	16	18	88.9%	93.9%	93.1%	92.8%
% of Patients satisfied with the time they had to wait for an appointment	17	18	94.4%	90.0%	89.5%	88.7%

* This is based on patients treated on this contract for their most recent course of treatment. Figures in italics indicate the base number of FP17s or Patient Questionnaire responses are less than 100. N/A is shown where the base number of responses is less than 10 during the period. % is calculated as Quantity/Base number*100

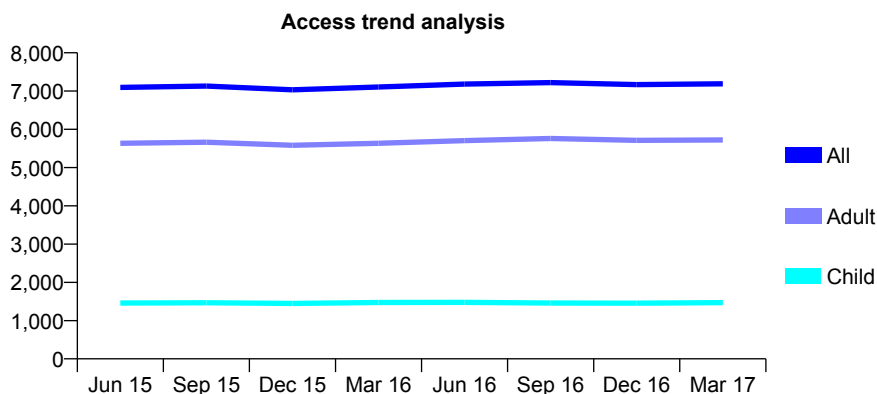
Q50 - Vital Signs At a Glance Contract Report for 161829/0001 - March 2017

Name or company name	Exchange Street Practice Ltd
Contract type name	GDS Contract
Purpose of contract	General
Contract start date	01/04/2011
Contract end date	

16/17 Contracted general activity (UDA)	21,484
Carry forward general activity (UDA)	0
16/17 Contracted orthodontic activity (UOA)	0
Carry forward orthodontic activity (UOA)	0
Baseline contract value	£656,310.50

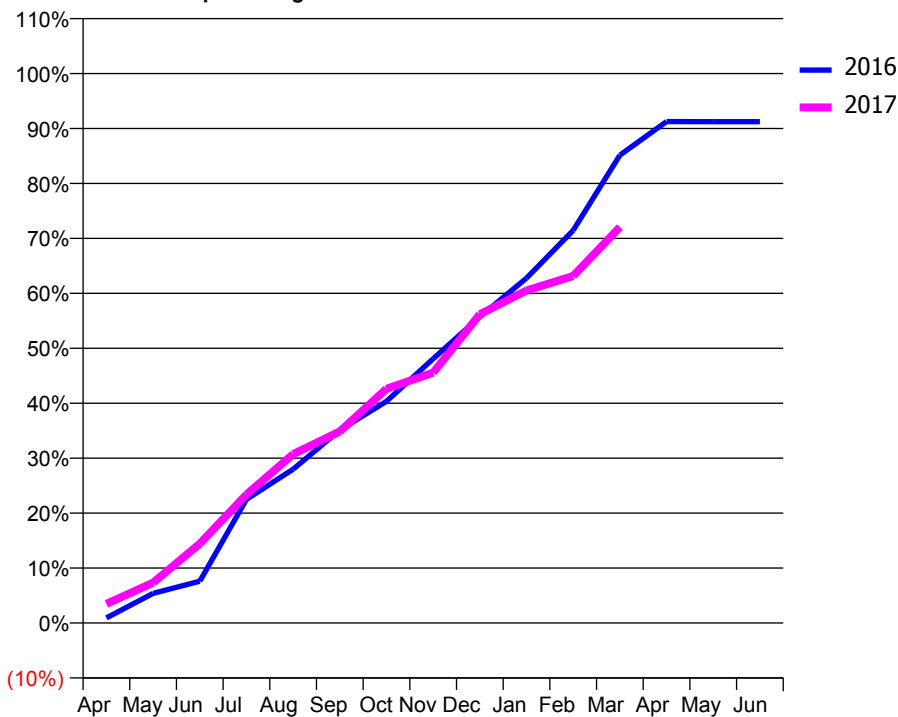
ACCESS*

Patients seen in 24 months	Total	Change since previous quarter
Quarter ending March 2016	7,107	
Quarter ending June 2016	7,183	→
Quarter ending September 2016	7,221	→
Quarter ending December 2016	7,170	→
Quarter ending March 2017	7,190	→
Variance since March 2016	1.2%	→



ACTIVITY

Cumulative percentage of contracted UDA delivered 2016 & 2017



Month	Adjusted Scheduled Activity (UDA)	
	2016	2017
April	200	750
May	1,161	1,579
June	1,635	3,098
July	4,835	5,022
August	6,012	6,602
September	7,543	7,488
October	8,669	9,158
November	10,330	9,790
December	11,973	12,069
January	13,484	13,002
February	15,352	13,567
March	18,293	15,478
April	19,603	
May	19,602	
June	19,602	

QUALITY

	Quantity	Base Number	Contract	AT	Region	England
% of FP17s for the same patient ID Re-attending within 3 months - Children	82	1,833	4.5%	10.2%	13.3%	12.3%
% of FP17s for the same patient ID Re-attending within 3 months - Adults	575	6,316	9.1%	13.7%	17.3%	16.7%
% of FP17s for the same patient ID Re-attending between 3 & 9 months - Children	1,022	1,833	55.8%	63.0%	58.9%	57.6%
% of FP17s for the same patient ID Re-attending between 3 & 9 months - Adults	3,120	6,316	49.4%	54.4%	52.2%	50.1%
% of FP17s for Band 1 Urgent Courses	436	6,977	6.2%	7.3%	9.2%	9.1%
% of FP17s Relating to Free Repair or Replacements	32	6,977	0.5%	1.0%	1.0%	0.8%
% of FP17s Relating to Continuations	70	6,977	1.0%	1.3%	1.4%	1.2%
% of Patients satisfied with the dentistry they have received	17	18	94.4%	93.9%	93.1%	92.8%
% of Patients satisfied with the time they had to wait for an appointment	16	18	88.9%	90.0%	89.5%	88.7%

* This is based on patients treated on this contract for their most recent course of treatment. Figures in italics indicate the base number of FP17s or Patient Questionnaire responses are less than 100. N/A is shown where the base number of responses is less than 10 during the period. % is calculated as Quantity/Base number*100

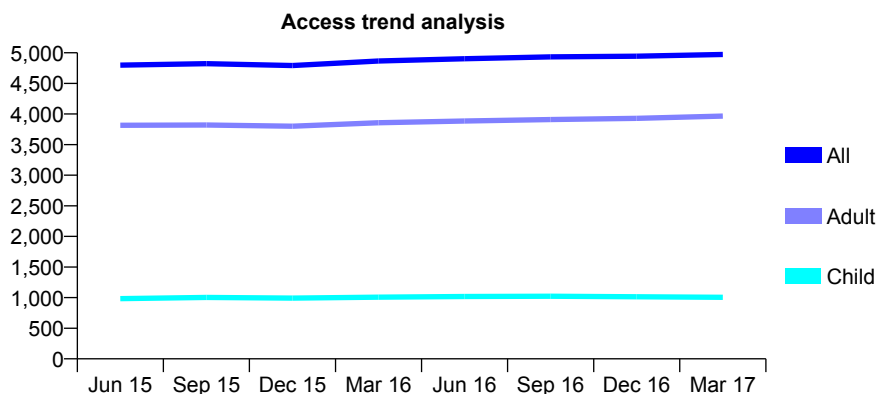
Q50 - Vital Signs At a Glance Contract Report for 163252/0001 - March 2017

Name or company name	Alpha Dental Great Ayton
Contract type name	GDS Contract
Purpose of contract	General
Contract start date	01/04/2009
Contract end date	

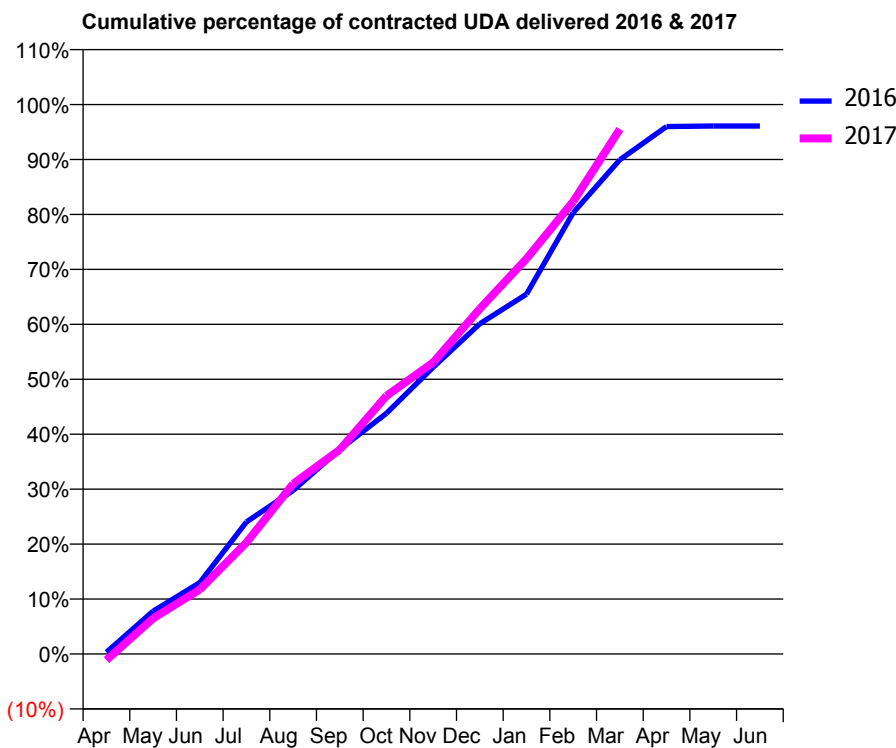
16/17 Contracted general activity (UDA)	14,000
Carry forward general activity (UDA)	547
16/17 Contracted orthodontic activity (UOA)	0
Carry forward orthodontic activity (UOA)	0
Baseline contract value	£362,048.54

ACCESS*

Patients seen in 24 months	Total	Change since previous quarter
Quarter ending March 2016	4,866	
Quarter ending June 2016	4,903	→
Quarter ending September 2016	4,933	→
Quarter ending December 2016	4,944	→
Quarter ending March 2017	4,972	→
Variance since March 2016	2.2%	↑



ACTIVITY



Month	Adjusted Scheduled Activity (UDA)	
	2016	2017
April	46	-158
May	1,092	910
June	1,819	1,643
July	3,365	2,842
August	4,168	4,338
September	5,212	5,208
October	6,135	6,578
November	7,306	7,428
December	8,413	8,797
January	9,167	10,072
February	11,245	11,528
March	12,591	13,375
April	13,439	
May	13,453	
June	13,452	

QUALITY

	Quantity	Base Number	Contract	AT	Region	England
% of FP17s for the same patient ID Re-attending within 3 months - Children	131	1,524	8.6%	10.2%	13.3%	12.3%
% of FP17s for the same patient ID Re-attending within 3 months - Adults	877	5,448	16.1%	13.7%	17.3%	16.7%
% of FP17s for the same patient ID Re-attending between 3 & 9 months - Children	826	1,524	54.2%	63.0%	58.9%	57.6%
% of FP17s for the same patient ID Re-attending between 3 & 9 months - Adults	2,533	5,448	46.5%	54.4%	52.2%	50.1%
% of FP17s for Band 1 Urgent Courses	494	6,419	7.7%	7.3%	9.2%	9.1%
% of FP17s Relating to Free Repair or Replacements	78	6,419	1.2%	1.0%	1.0%	0.8%
% of FP17s Relating to Continuations	175	6,419	2.7%	1.3%	1.4%	1.2%
% of Patients satisfied with the dentistry they have received	16	16	100.0%	93.9%	93.1%	92.8%
% of Patients satisfied with the time they had to wait for an appointment	12	16	75.0%	90.0%	89.5%	88.7%

* This is based on patients treated on this contract for their most recent course of treatment. Figures in italics indicate the base number of FP17s or Patient Questionnaire responses are less than 100. N/A is shown where the base number of responses is less than 10 during the period. % is calculated as Quantity/Base number*100

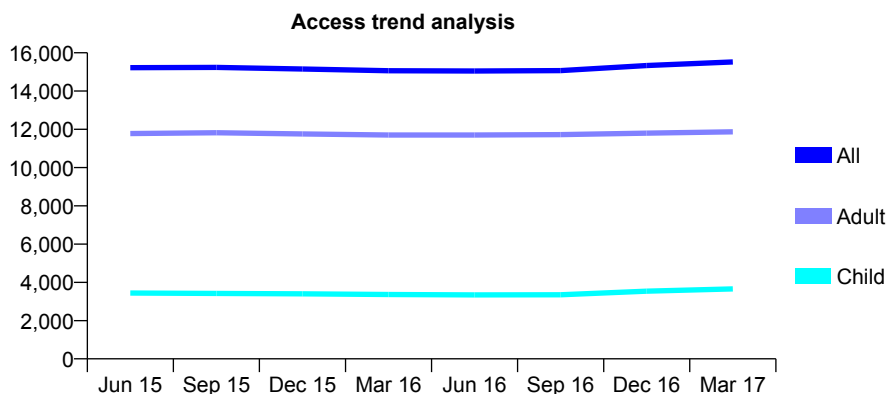
Q50 - Vital Signs At a Glance Contract Report for 163880/0001 - March 2017

Name or company name	Lawrence Street Dental Practice Ltd
Contract type name	GDS Contract
Purpose of contract	General
Contract start date	01/03/2008
Contract end date	

16/17 Contracted general activity (UDA)	44,087
Carry forward general activity (UDA)	-317
16/17 Contracted orthodontic activity (UOA)	0
Carry forward orthodontic activity (UOA)	0
Baseline contract value	£1,402,218.35

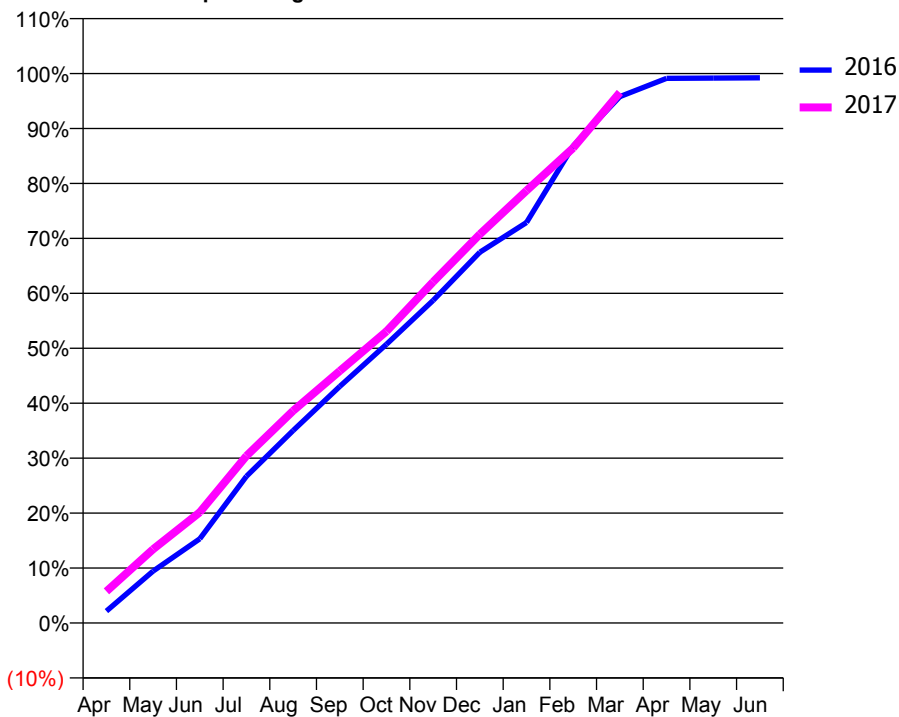
ACCESS*

Patients seen in 24 months	Total	Change since previous quarter
Quarter ending March 2016	15,065	
Quarter ending June 2016	15,046	→
Quarter ending September 2016	15,071	→
Quarter ending December 2016	15,337	→
Quarter ending March 2017	15,522	→
Variance since March 2016	3.0%	↑



ACTIVITY

Cumulative percentage of contracted UDA delivered 2016 & 2017



Month	Adjusted Scheduled Activity (UDA)	
	2016	2017
April	959	2,536
May	4,167	5,921
June	6,759	8,886
July	11,776	13,411
August	15,440	17,031
September	18,982	20,230
October	22,367	23,398
November	25,883	27,368
December	29,749	31,188
January	32,138	34,695
February	38,276	38,112
March	42,238	42,569
April	43,702	
May	43,724	
June	43,740	

QUALITY

	Quantity	Base Number	Contract	AT	Region	England
% of FP17s for the same patient ID Re-attending within 3 months - Children	397	5,634	7.0%	10.2%	13.3%	12.3%
% of FP17s for the same patient ID Re-attending within 3 months - Adults	2,373	18,800	12.6%	13.7%	17.3%	16.7%
% of FP17s for the same patient ID Re-attending between 3 & 9 months - Children	3,433	5,634	60.9%	63.0%	58.9%	57.6%
% of FP17s for the same patient ID Re-attending between 3 & 9 months - Adults	11,628	18,800	61.9%	54.4%	52.2%	50.1%
% of FP17s for Band 1 Urgent Courses	855	23,611	3.6%	7.3%	9.2%	9.1%
% of FP17s Relating to Free Repair or Replacements	264	23,611	1.1%	1.0%	1.0%	0.8%
% of FP17s Relating to Continuations	397	23,611	1.7%	1.3%	1.4%	1.2%
% of Patients satisfied with the dentistry they have received	33	35	94.3%	93.9%	93.1%	92.8%
% of Patients satisfied with the time they had to wait for an appointment	32	35	91.4%	90.0%	89.5%	88.7%

* This is based on patients treated on this contract for their most recent course of treatment. Figures in italics indicate the base number of FP17s or Patient Questionnaire responses are less than 100. N/A is shown where the base number of responses is less than 10 during the period. % is calculated as Quantity/Base number*100

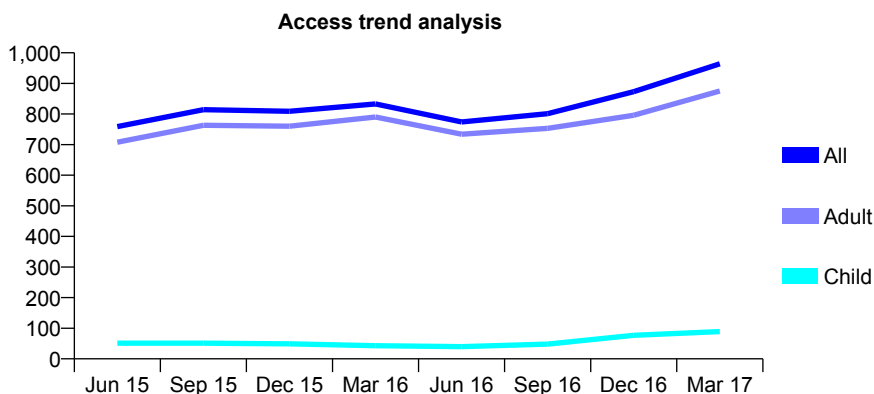
Q50 - Vital Signs At a Glance Contract Report for 163880/0002 - March 2017

Name or company name	Lawrence Street Dental Practice Ltd
Contract type name	PDS Contract
Purpose of contract	General
Contract start date	01/06/2011
Contract end date	30/06/2017

16/17 Contracted general activity (UDA)	4
Carry forward general activity (UDA)	0
16/17 Contracted orthodontic activity (UOA)	0
Carry forward orthodontic activity (UOA)	0
Baseline contract value	£71,512.71

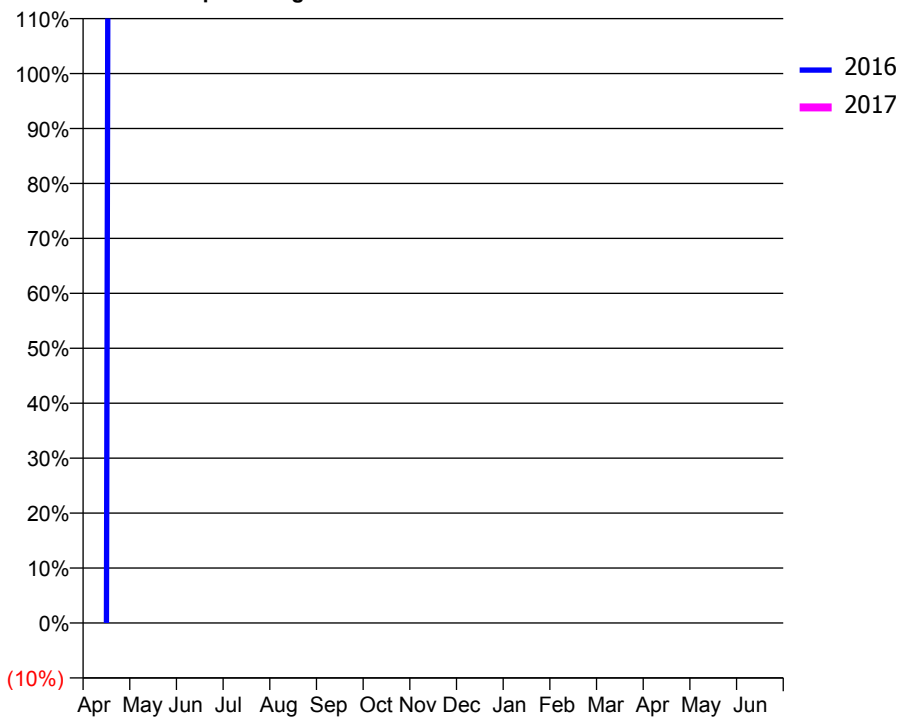
ACCESS*

Patients seen in 24 months	Total	Change since previous quarter
Quarter ending March 2016	833	
Quarter ending June 2016	774	↓
Quarter ending September 2016	801	↑
Quarter ending December 2016	873	↑
Quarter ending March 2017	964	↑
Variance since March 2016	15.7%	↑



ACTIVITY

Cumulative percentage of contracted UDA delivered 2016 & 2017



Month	Adjusted Scheduled Activity (UDA)	
	2016	2017
April	0	42
May	144	126
June	244	158
July	454	185
August	552	286
September	656	478
October	786	565
November	850	667
December	923	822
January	942	1,030
February	1,117	1,130
March	1,201	1,292
April	1,267	
May	1,267	
June	1,268	

QUALITY

	Quantity	Base Number	Contract	AT	Region	England
% of FP17s for the same patient ID Re-attending within 3 months - Children	0	116	0.0%	10.2%	13.3%	12.3%
% of FP17s for the same patient ID Re-attending within 3 months - Adults	10	964	1.0%	13.7%	17.3%	16.7%
% of FP17s for the same patient ID Re-attending between 3 & 9 months - Children	0	116	0.0%	63.0%	58.9%	57.6%
% of FP17s for the same patient ID Re-attending between 3 & 9 months - Adults	6	964	0.6%	54.4%	52.2%	50.1%
% of FP17s for Band 1 Urgent Courses	852	1,015	83.9%	7.3%	9.2%	9.1%
% of FP17s Relating to Free Repair or Replacements	0	1,015	0.0%	1.0%	1.0%	0.8%
% of FP17s Relating to Continuations	1	1,015	0.1%	1.3%	1.4%	1.2%
% of Patients satisfied with the dentistry they have received	1	1	N/A	93.9%	93.1%	92.8%
% of Patients satisfied with the time they had to wait for an appointment	1	1	N/A	90.0%	89.5%	88.7%

* This is based on patients treated on this contract for their most recent course of treatment. Figures in italics indicate the base number of FP17s or Patient Questionnaire responses are less than 100. N/A is shown where the base number of responses is less than 10 during the period. % is calculated as Quantity/Base number*100

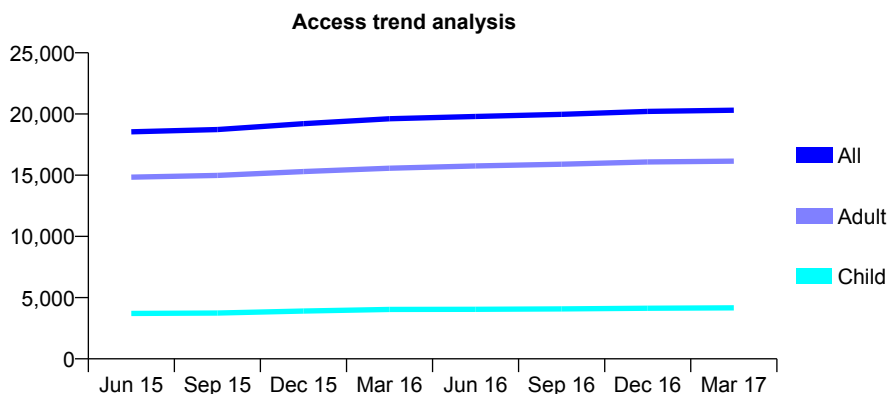
Q50 - Vital Signs At a Glance Contract Report for 163961/0001 - March 2017

Name or company name	Pierce & Geddes Limited
Contract type name	GDS Contract
Purpose of contract	General
Contract start date	01/12/2008
Contract end date	

16/17 Contracted general activity (UDA)	65,063
Carry forward general activity (UDA)	0
16/17 Contracted orthodontic activity (UOA)	0
Carry forward orthodontic activity (UOA)	0
Baseline contract value	£1,984,025.74

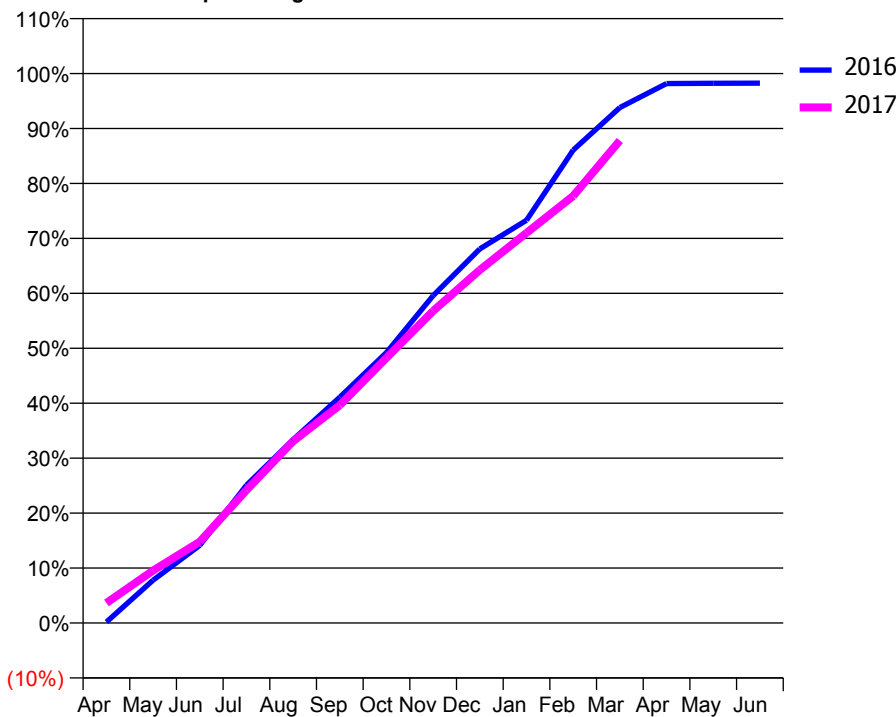
ACCESS*

Patients seen in 24 months	Total	Change since previous quarter
Quarter ending March 2016	19,610	
Quarter ending June 2016	19,801	→
Quarter ending September 2016	19,976	→
Quarter ending December 2016	20,217	→
Quarter ending March 2017	20,306	→
Variance since March 2016	3.5%	↑



ACTIVITY

Cumulative percentage of contracted UDA delivered 2016 & 2017



Month	Adjusted Scheduled Activity (UDA)	
	2016	2017
April	125	2,381
May	5,069	6,221
June	9,194	9,619
July	16,324	15,741
August	21,718	21,535
September	26,732	25,798
October	32,025	31,392
November	38,769	36,955
December	44,302	41,800
January	47,688	46,195
February	56,001	50,567
March	61,030	57,125
April	63,877	
May	63,911	
June	63,916	

QUALITY

	Quantity	Base Number	Contract	AT	Region	England
% of FP17s for the same patient ID Re-attending within 3 months - Children	672	9,263	7.3%	10.2%	13.3%	12.3%
% of FP17s for the same patient ID Re-attending within 3 months - Adults	2,259	26,140	8.6%	13.7%	17.3%	16.7%
% of FP17s for the same patient ID Re-attending between 3 & 9 months - Children	7,195	9,263	77.7%	63.0%	58.9%	57.6%
% of FP17s for the same patient ID Re-attending between 3 & 9 months - Adults	18,470	26,140	70.7%	54.4%	52.2%	50.1%
% of FP17s for Band 1 Urgent Courses	2,109	33,831	6.2%	7.3%	9.2%	9.1%
% of FP17s Relating to Free Repair or Replacements	155	33,831	0.5%	1.0%	1.0%	0.8%
% of FP17s Relating to Continuations	101	33,831	0.3%	1.3%	1.4%	1.2%
% of Patients satisfied with the dentistry they have received	31	35	88.6%	93.9%	93.1%	92.8%
% of Patients satisfied with the time they had to wait for an appointment	31	35	88.6%	90.0%	89.5%	88.7%

* This is based on patients treated on this contract for their most recent course of treatment. Figures in italics indicate the base number of FP17s or Patient Questionnaire responses are less than 100. N/A is shown where the base number of responses is less than 10 during the period. % is calculated as Quantity/Base number*100

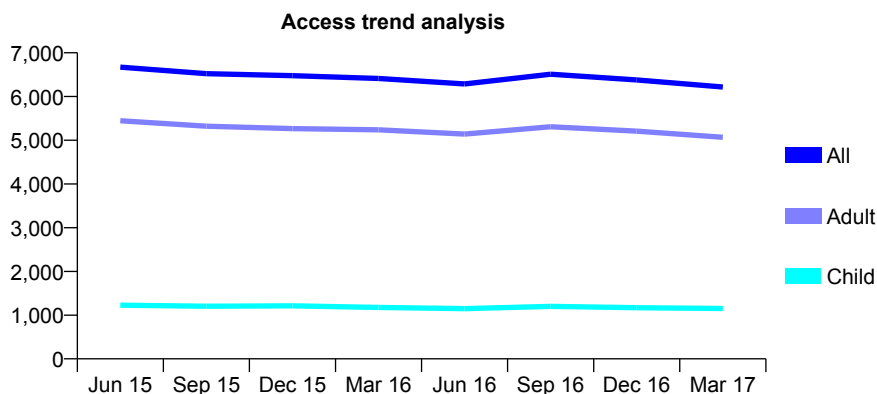
Q50 - Vital Signs At a Glance Contract Report for 164119/0001 - March 2017

Name or company name	Filey Dental Care Centre Partnership
Contract type name	GDS Contract
Purpose of contract	General
Contract start date	24/08/2012
Contract end date	

16/17 Contracted general activity (UDA)	23,000
Carry forward general activity (UDA)	0
16/17 Contracted orthodontic activity (UOA)	0
Carry forward orthodontic activity (UOA)	0
Baseline contract value	£609,524.82

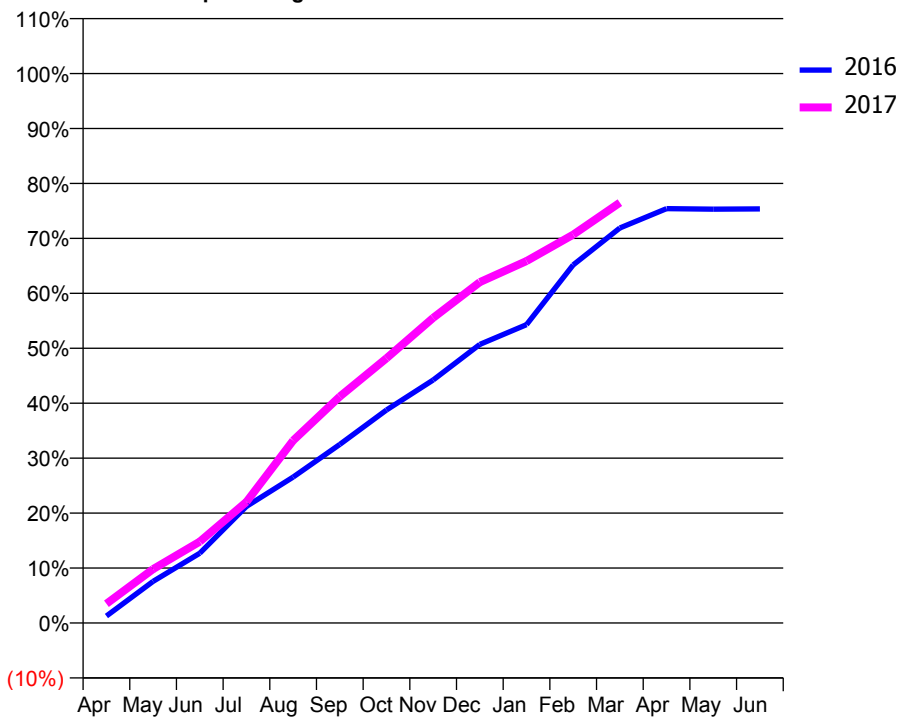
ACCESS*

Patients seen in 24 months	Total	Change since previous quarter
Quarter ending March 2016	6,413	
Quarter ending June 2016	6,288	↓
Quarter ending September 2016	6,511	↑
Quarter ending December 2016	6,378	↓
Quarter ending March 2017	6,219	↓
Variance since March 2016	(3.0%)	↓



ACTIVITY

Cumulative percentage of contracted UDA delivered 2016 & 2017



Month	Adjusted Scheduled Activity (UDA)	
	2016	2017
April	294	806
May	1,746	2,257
June	2,919	3,409
July	4,880	5,069
August	6,109	7,637
September	7,478	9,482
October	8,917	11,080
November	10,174	12,771
December	11,662	14,267
January	12,487	15,150
February	14,989	16,257
March	16,535	17,595
April	17,344	
May	17,321	
June	17,332	

QUALITY

	Quantity	Base Number	Contract	AT	Region	England
% of FP17s for the same patient ID Re-attending within 3 months - Children	112	1,615	6.9%	10.2%	13.3%	12.3%
% of FP17s for the same patient ID Re-attending within 3 months - Adults	979	6,826	14.3%	13.7%	17.3%	16.7%
% of FP17s for the same patient ID Re-attending between 3 & 9 months - Children	888	1,615	55.0%	63.0%	58.9%	57.6%
% of FP17s for the same patient ID Re-attending between 3 & 9 months - Adults	2,863	6,826	41.9%	54.4%	52.2%	50.1%
% of FP17s for Band 1 Urgent Courses	745	8,202	9.1%	7.3%	9.2%	9.1%
% of FP17s Relating to Free Repair or Replacements	72	8,202	0.9%	1.0%	1.0%	0.8%
% of FP17s Relating to Continuations	191	8,202	2.3%	1.3%	1.4%	1.2%
% of Patients satisfied with the dentistry they have received	13	15	86.7%	93.9%	93.1%	92.8%
% of Patients satisfied with the time they had to wait for an appointment	12	15	80.0%	90.0%	89.5%	88.7%

* This is based on patients treated on this contract for their most recent course of treatment. Figures in italics indicate the base number of FP17s or Patient Questionnaire responses are less than 100. N/A is shown where the base number of responses is less than 10 during the period. % is calculated as Quantity/Base number*100

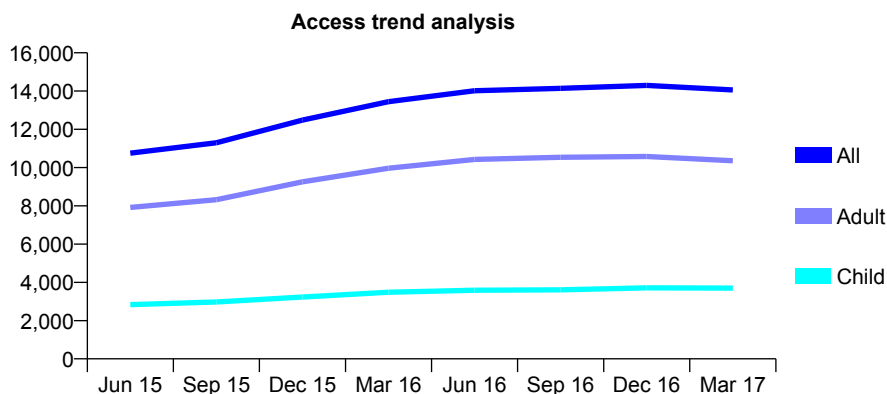
Q50 - Vital Signs At a Glance Contract Report for 164623/0001 - March 2017

Name or company name	Clock House Dental Practice
Contract type name	GDS Contract
Purpose of contract	General
Contract start date	01/07/2014
Contract end date	

16/17 Contracted general activity (UDA)	38,182
Carry forward general activity (UDA)	0
16/17 Contracted orthodontic activity (UOA)	0
Carry forward orthodontic activity (UOA)	0
Baseline contract value	£1,090,824.25

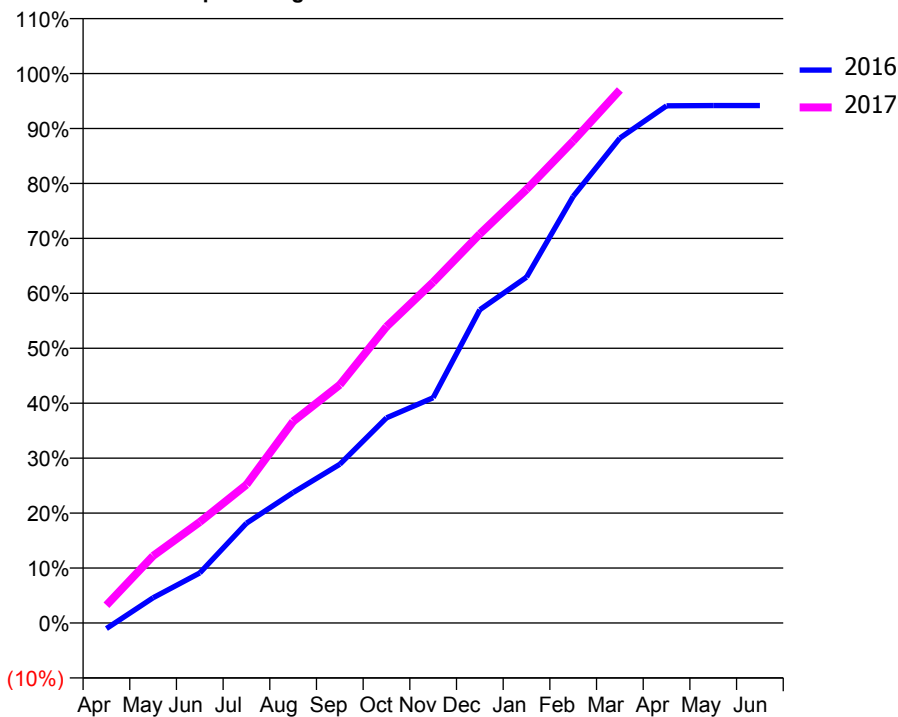
ACCESS*

Patients seen in 24 months	Total	Change since previous quarter
Quarter ending March 2016	13,444	
Quarter ending June 2016	14,015	↑
Quarter ending September 2016	14,143	→
Quarter ending December 2016	14,293	→
Quarter ending March 2017	14,055	↓
Variance since March 2016	4.5%	↑



ACTIVITY

Cumulative percentage of contracted UDA delivered 2016 & 2017



Month	Adjusted Scheduled Activity (UDA)	
	2016	2017
April	-390	1,236
May	1,760	4,670
June	3,483	7,022
July	6,934	9,614
August	9,064	14,003
September	11,034	16,556
October	14,258	20,590
November	15,655	23,691
December	21,768	27,035
January	24,034	30,127
February	29,645	33,492
March	33,692	37,036
April	35,940	
May	35,954	
June	35,955	

QUALITY

	Quantity	Base Number	Contract	AT	Region	England
% of FP17s for the same patient ID Re-attending within 3 months - Children	343	5,381	6.4%	10.2%	13.3%	12.3%
% of FP17s for the same patient ID Re-attending within 3 months - Adults	1,729	14,256	12.1%	13.7%	17.3%	16.7%
% of FP17s for the same patient ID Re-attending between 3 & 9 months - Children	3,005	5,381	55.8%	63.0%	58.9%	57.6%
% of FP17s for the same patient ID Re-attending between 3 & 9 months - Adults	7,768	14,256	54.5%	54.4%	52.2%	50.1%
% of FP17s for Band 1 Urgent Courses	1,380	18,670	7.4%	7.3%	9.2%	9.1%
% of FP17s Relating to Free Repair or Replacements	135	18,670	0.7%	1.0%	1.0%	0.8%
% of FP17s Relating to Continuations	167	18,670	0.9%	1.3%	1.4%	1.2%
% of Patients satisfied with the dentistry they have received	27	30	90.0%	93.9%	93.1%	92.8%
% of Patients satisfied with the time they had to wait for an appointment	26	30	86.7%	90.0%	89.5%	88.7%

* This is based on patients treated on this contract for their most recent course of treatment. Figures in italics indicate the base number of FP17s or Patient Questionnaire responses are less than 100. N/A is shown where the base number of responses is less than 10 during the period. % is calculated as Quantity/Base number*100

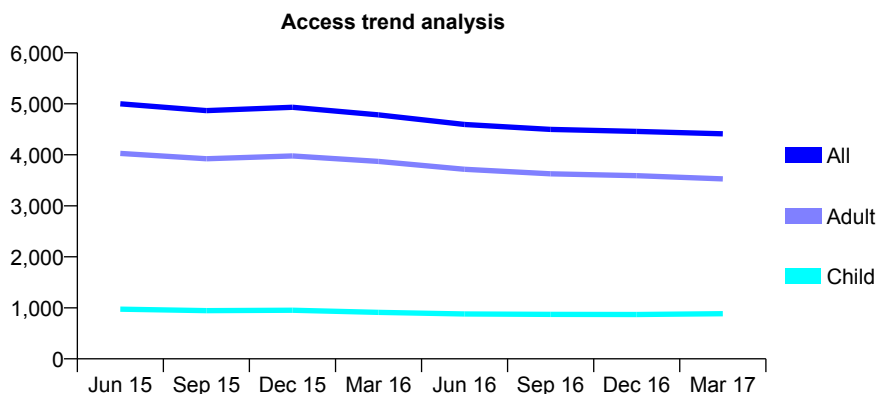
Q50 - Vital Signs At a Glance Contract Report for 164690/0001 - March 2017

Name or company name	IDH 477 Limited
Contract type name	GDS Contract
Purpose of contract	General
Contract start date	01/04/2008
Contract end date	

16/17 Contracted general activity (UDA)	11,845
Carry forward general activity (UDA)	0
16/17 Contracted orthodontic activity (UOA)	0
Carry forward orthodontic activity (UOA)	0
Baseline contract value	£367,703.29

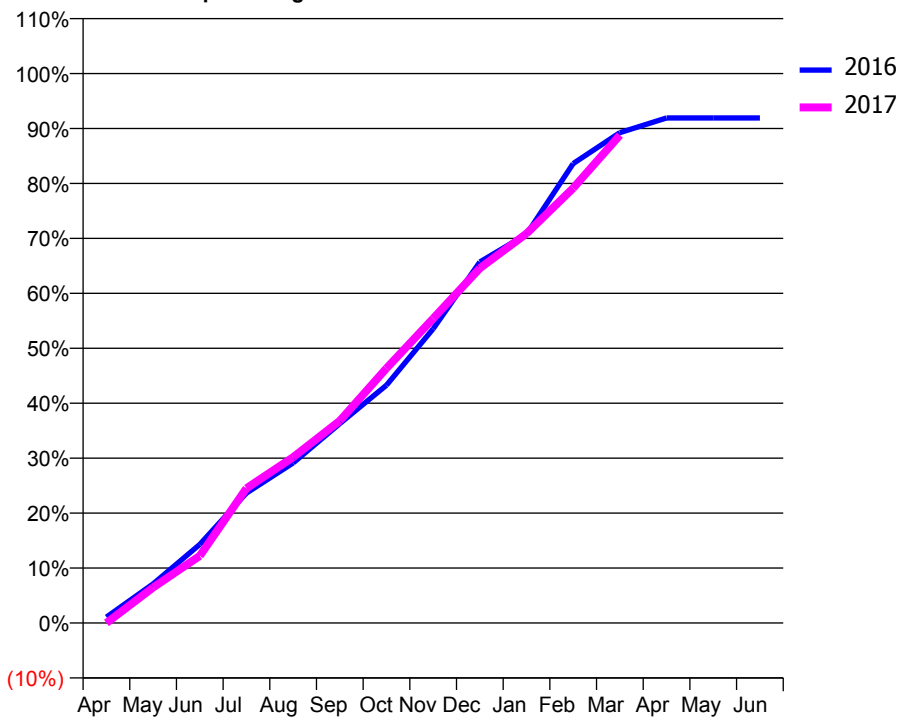
ACCESS*

Patients seen in 24 months	Total	Change since previous quarter
Quarter ending March 2016	4,783	
Quarter ending June 2016	4,595	↓
Quarter ending September 2016	4,498	↓
Quarter ending December 2016	4,460	→
Quarter ending March 2017	4,413	↓
Variance since March 2016	(7.7%)	↓



ACTIVITY

Cumulative percentage of contracted UDA delivered 2016 & 2017



Month	Adjusted Scheduled Activity (UDA)	
	2016	2017
April	127	0
May	845	766
June	1,693	1,447
July	2,801	2,904
August	3,450	3,574
September	4,298	4,358
October	5,126	5,491
November	6,341	6,564
December	7,782	7,648
January	8,382	8,396
February	9,905	9,374
March	10,571	10,517
April	10,888	
May	10,888	
June	10,888	

QUALITY

	Quantity	Base Number	Contract	AT	Region	England
% of FP17s for the same patient ID Re-attending within 3 months - Children	36	939	3.8%	10.2%	13.3%	12.3%
% of FP17s for the same patient ID Re-attending within 3 months - Adults	510	3,692	13.8%	13.7%	17.3%	16.7%
% of FP17s for the same patient ID Re-attending between 3 & 9 months - Children	272	939	29.0%	63.0%	58.9%	57.6%
% of FP17s for the same patient ID Re-attending between 3 & 9 months - Adults	1,177	3,692	31.9%	54.4%	52.2%	50.1%
% of FP17s for Band 1 Urgent Courses	364	4,488	8.1%	7.3%	9.2%	9.1%
% of FP17s Relating to Free Repair or Replacements	21	4,488	0.5%	1.0%	1.0%	0.8%
% of FP17s Relating to Continuations	89	4,488	2.0%	1.3%	1.4%	1.2%
% of Patients satisfied with the dentistry they have received	11	11	100.0%	93.9%	93.1%	92.8%
% of Patients satisfied with the time they had to wait for an appointment	5	11	45.5%	90.0%	89.5%	88.7%

* This is based on patients treated on this contract for their most recent course of treatment. Figures in italics indicate the base number of FP17s or Patient Questionnaire responses are less than 100. N/A is shown where the base number of responses is less than 10 during the period. % is calculated as Quantity/Base number*100

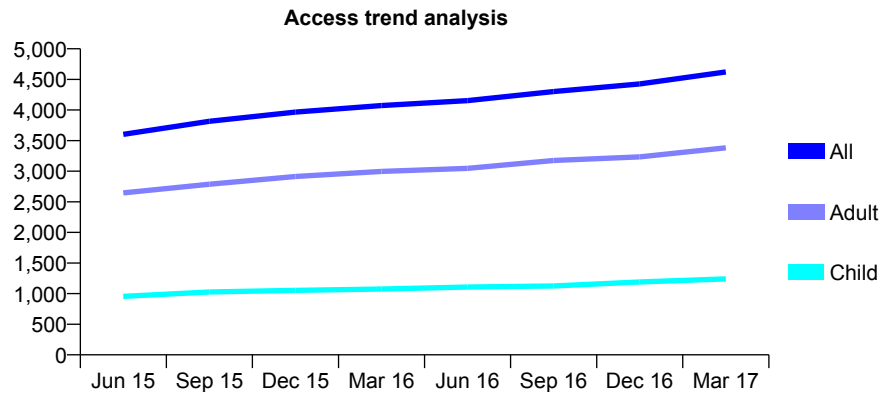
Q50 - Vital Signs At a Glance Contract Report for 164925/0001 - March 2017

Name or company name	City Health Dental
Contract type name	PDS Contract
Purpose of contract	General
Contract start date	01/06/2010
Contract end date	31/03/2017

16/17 Contracted general activity (UDA)	10,000
Carry forward general activity (UDA)	0
16/17 Contracted orthodontic activity (UOA)	0
Carry forward orthodontic activity (UOA)	0
Baseline contract value	£380,650.12

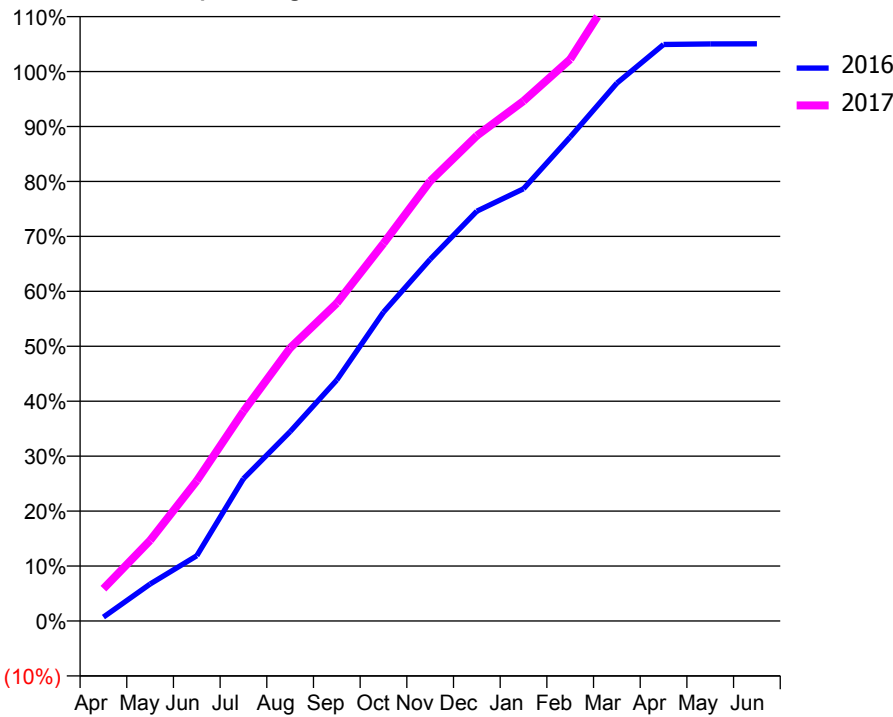
ACCESS*

Patients seen in 24 months	Total	Change since previous quarter
Quarter ending March 2016	4,073	
Quarter ending June 2016	4,153	→
Quarter ending September 2016	4,301	↑
Quarter ending December 2016	4,425	↑
Quarter ending March 2017	4,622	↑
Variance since March 2016	13.5%	↑



ACTIVITY

Cumulative percentage of contracted UDA delivered 2016 & 2017



Month	Adjusted Scheduled Activity (UDA)	
	2016	2017
April	72	589
May	672	1,467
June	1,188	2,552
July	2,590	3,815
August	3,446	4,969
September	4,387	5,783
October	5,622	6,872
November	6,584	8,004
December	7,457	8,832
January	7,866	9,462
February	8,807	10,222
March	9,787	11,553
April	10,491	
May	10,500	
June	10,503	

QUALITY

	Quantity	Base Number	Contract	AT	Region	England
% of FP17s for the same patient ID Re-attending within 3 months - Children	98	1,596	6.1%	10.2%	13.3%	12.3%
% of FP17s for the same patient ID Re-attending within 3 months - Adults	821	4,661	17.6%	13.7%	17.3%	16.7%
% of FP17s for the same patient ID Re-attending between 3 & 9 months - Children	810	1,596	50.8%	63.0%	58.9%	57.6%
% of FP17s for the same patient ID Re-attending between 3 & 9 months - Adults	2,345	4,661	50.3%	54.4%	52.2%	50.1%
% of FP17s for Band 1 Urgent Courses	664	5,918	11.2%	7.3%	9.2%	9.1%
% of FP17s Relating to Free Repair or Replacements	86	5,918	1.5%	1.0%	1.0%	0.8%
% of FP17s Relating to Continuations	105	5,918	1.8%	1.3%	1.4%	1.2%
% of Patients satisfied with the dentistry they have received	10	11	90.9%	93.9%	93.1%	92.8%
% of Patients satisfied with the time they had to wait for an appointment	11	11	100.0%	90.0%	89.5%	88.7%

* This is based on patients treated on this contract for their most recent course of treatment. Figures in italics indicate the base number of FP17s or Patient Questionnaire responses are less than 100. N/A is shown where the base number of responses is less than 10 during the period. % is calculated as Quantity/Base number*100

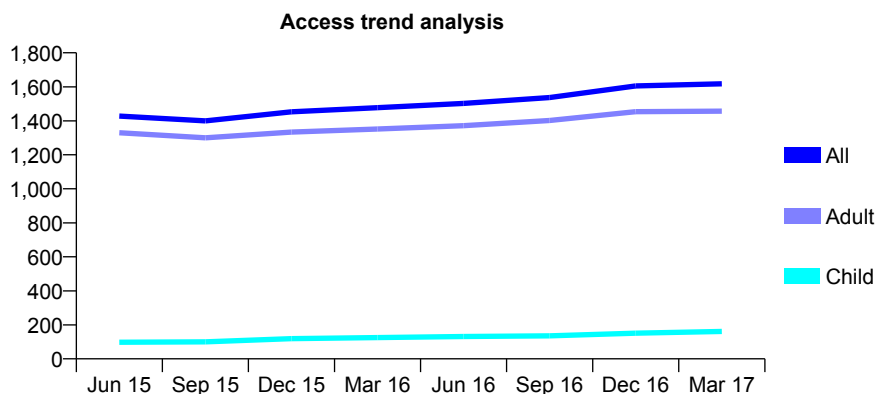
Q50 - Vital Signs At a Glance Contract Report for 164925/0002 - March 2017

Name or company name	City Health Dental
Contract type name	PDS Contract
Purpose of contract	General
Contract start date	01/06/2010
Contract end date	31/03/2017

16/17 Contracted general activity (UDA)	6,000
Carry forward general activity (UDA)	0
16/17 Contracted orthodontic activity (UOA)	0
Carry forward orthodontic activity (UOA)	0
Baseline contract value	£228,390.49

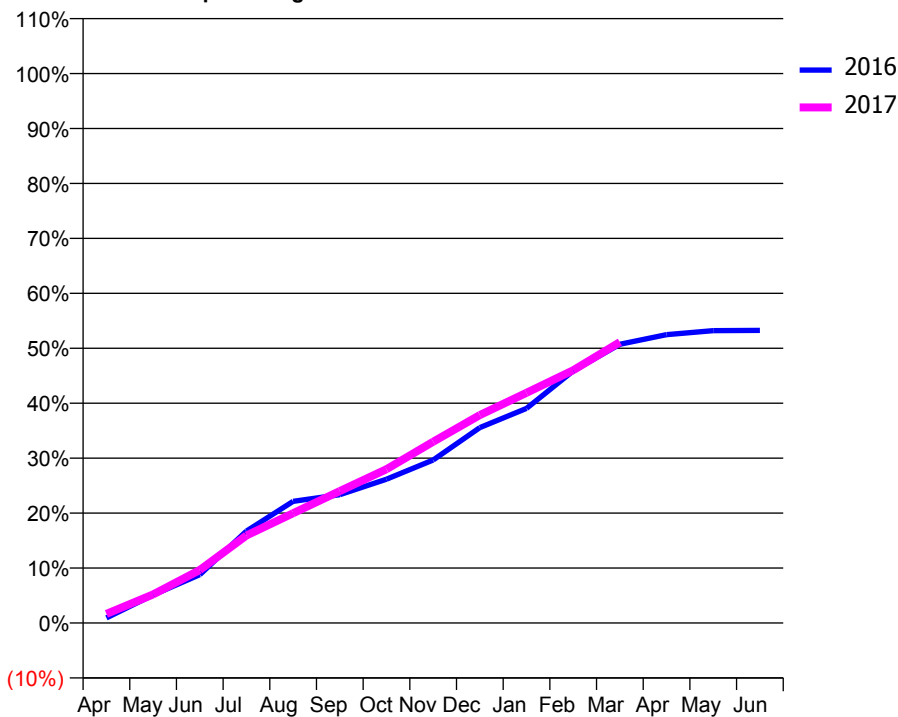
ACCESS*

Patients seen in 24 months	Total	Change since previous quarter
Quarter ending March 2016	1,477	
Quarter ending June 2016	1,502	→
Quarter ending September 2016	1,537	↑
Quarter ending December 2016	1,605	↑
Quarter ending March 2017	1,618	→
Variance since March 2016	9.5%	↑



ACTIVITY

Cumulative percentage of contracted UDA delivered 2016 & 2017



Month	Adjusted Scheduled Activity (UDA)	
	2016	2017
April	56	100
May	307	313
June	528	579
July	1,004	956
August	1,329	1,199
September	1,401	1,441
October	1,570	1,679
November	1,781	1,979
December	2,134	2,271
January	2,343	2,514
February	2,753	2,760
March	3,044	3,067
April	3,148	
May	3,192	
June	3,195	

QUALITY

	Quantity	Base Number	Contract	AT	Region	England
% of FP17s for the same patient ID Re-attending within 3 months - Children	11	213	5.2%	10.2%	13.3%	12.3%
% of FP17s for the same patient ID Re-attending within 3 months - Adults	263	1,852	14.2%	13.7%	17.3%	16.7%
% of FP17s for the same patient ID Re-attending between 3 & 9 months - Children	57	213	26.8%	63.0%	58.9%	57.6%
% of FP17s for the same patient ID Re-attending between 3 & 9 months - Adults	520	1,852	28.1%	54.4%	52.2%	50.1%
% of FP17s for Band 1 Urgent Courses	958	1,976	48.5%	7.3%	9.2%	9.1%
% of FP17s Relating to Free Repair or Replacements	10	1,976	0.5%	1.0%	1.0%	0.8%
% of FP17s Relating to Continuations	12	1,976	0.6%	1.3%	1.4%	1.2%
% of Patients satisfied with the dentistry they have received	0	0	N/A	93.9%	93.1%	92.8%
% of Patients satisfied with the time they had to wait for an appointment	0	0	N/A	90.0%	89.5%	88.7%

* This is based on patients treated on this contract for their most recent course of treatment. Figures in italics indicate the base number of FP17s or Patient Questionnaire responses are less than 100. N/A is shown where the base number of responses is less than 10 during the period. % is calculated as Quantity/Base number*100

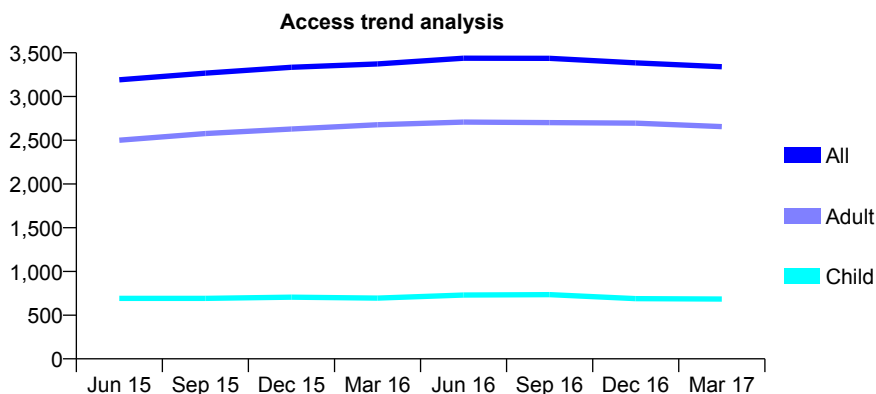
Q50 - Vital Signs At a Glance Contract Report for 164925/0003 - March 2017

Name or company name	City Health Dental
Contract type name	PDS Contract
Purpose of contract	General
Contract start date	01/06/2010
Contract end date	31/03/2017

16/17 Contracted general activity (UDA)	11,000
Carry forward general activity (UDA)	0
16/17 Contracted orthodontic activity (UOA)	0
Carry forward orthodontic activity (UOA)	0
Baseline contract value	£418,715.55

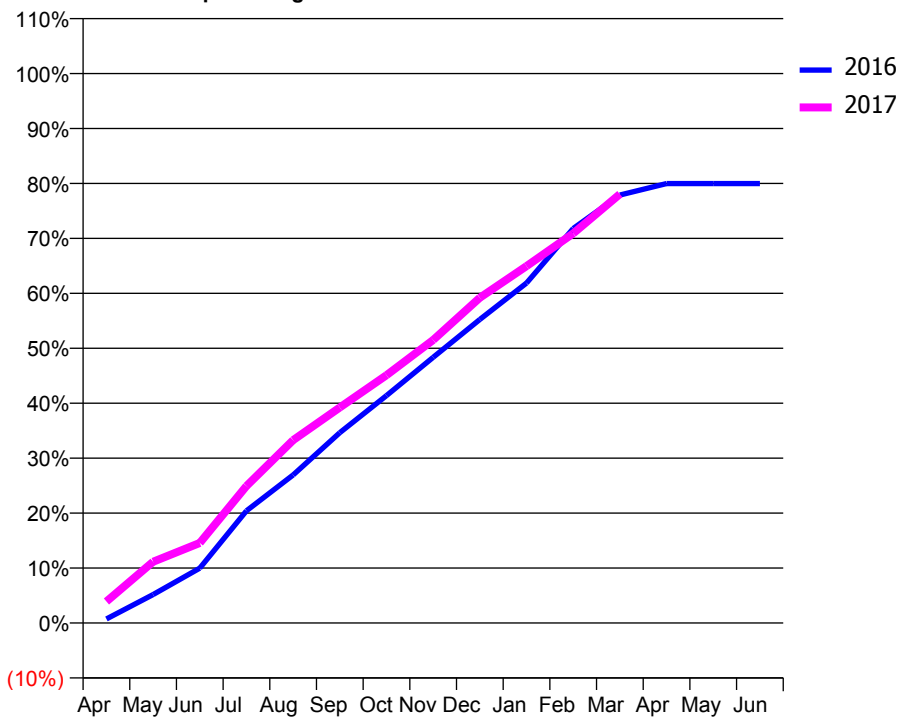
ACCESS*

Patients seen in 24 months	Total	Change since previous quarter
Quarter ending March 2016	3,372	
Quarter ending June 2016	3,438	→
Quarter ending September 2016	3,437	→
Quarter ending December 2016	3,385	↓
Quarter ending March 2017	3,340	↓
Variance since March 2016	(0.9%)	→



ACTIVITY

Cumulative percentage of contracted UDA delivered 2016 & 2017



Month	Adjusted Scheduled Activity (UDA)	
	2016	2017
April	82	432
May	569	1,227
June	1,098	1,602
July	2,247	2,742
August	2,964	3,662
September	3,812	4,314
October	4,553	4,961
November	5,319	5,665
December	6,077	6,511
January	6,807	7,144
February	7,897	7,798
March	8,569	8,586
April	8,797	
May	8,798	
June	8,798	

QUALITY

	Quantity	Base Number	Contract	AT	Region	England
% of FP17s for the same patient ID Re-attending within 3 months - Children	77	1,035	7.4%	10.2%	13.3%	12.3%
% of FP17s for the same patient ID Re-attending within 3 months - Adults	682	3,716	18.4%	13.7%	17.3%	16.7%
% of FP17s for the same patient ID Re-attending between 3 & 9 months - Children	601	1,035	58.1%	63.0%	58.9%	57.6%
% of FP17s for the same patient ID Re-attending between 3 & 9 months - Adults	1,851	3,716	49.8%	54.4%	52.2%	50.1%
% of FP17s for Band 1 Urgent Courses	979	4,665	21.0%	7.3%	9.2%	9.1%
% of FP17s Relating to Free Repair or Replacements	45	4,665	1.0%	1.0%	1.0%	0.8%
% of FP17s Relating to Continuations	67	4,665	1.4%	1.3%	1.4%	1.2%
% of Patients satisfied with the dentistry they have received	4	5	N/A	93.9%	93.1%	92.8%
% of Patients satisfied with the time they had to wait for an appointment	5	5	N/A	90.0%	89.5%	88.7%

* This is based on patients treated on this contract for their most recent course of treatment. Figures in italics indicate the base number of FP17s or Patient Questionnaire responses are less than 100. N/A is shown where the base number of responses is less than 10 during the period. % is calculated as Quantity/Base number*100

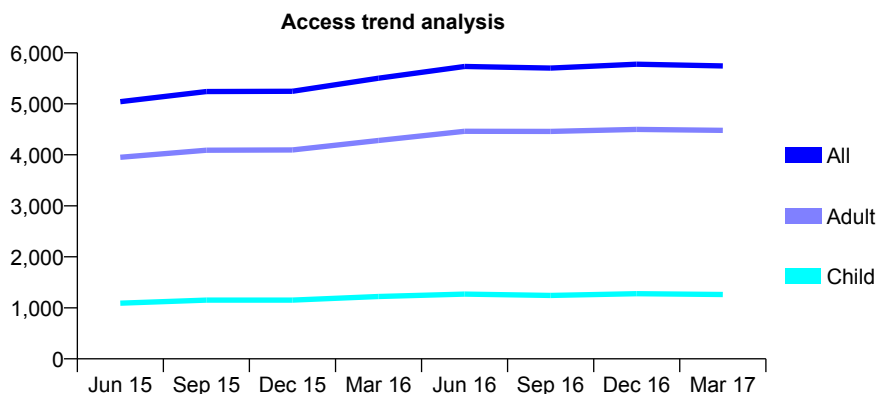
Q50 - Vital Signs At a Glance Contract Report for 164925/0004 - March 2017

Name or company name	City Health Dental
Contract type name	PDS Contract
Purpose of contract	General
Contract start date	01/06/2010
Contract end date	31/03/2017

16/17 Contracted general activity (UDA)	10,000
Carry forward general activity (UDA)	0
16/17 Contracted orthodontic activity (UOA)	0
Carry forward orthodontic activity (UOA)	0
Baseline contract value	£380,650.12

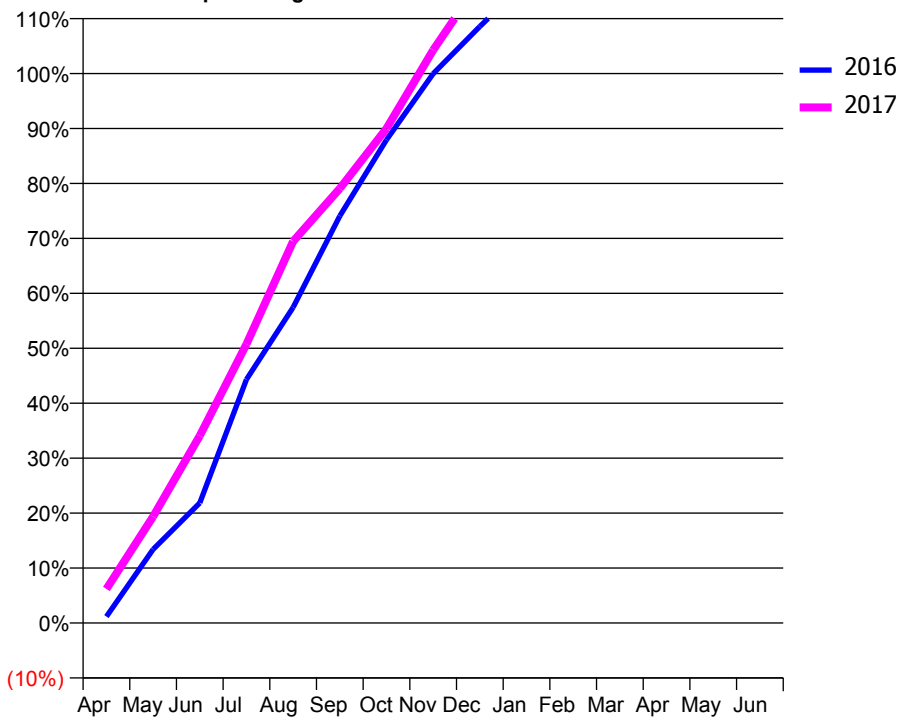
ACCESS*

Patients seen in 24 months	Total	Change since previous quarter
Quarter ending March 2016	5,503	
Quarter ending June 2016	5,731	↑
Quarter ending September 2016	5,701	→
Quarter ending December 2016	5,776	→
Quarter ending March 2017	5,742	→
Variance since March 2016	4.3%	↑



ACTIVITY

Cumulative percentage of contracted UDA delivered 2016 & 2017



Month	Adjusted Scheduled Activity (UDA)	
	2016	2017
April	118	620
May	1,341	1,937
June	2,186	3,409
July	4,433	5,075
August	5,744	6,946
September	7,407	7,907
October	8,794	8,999
November	9,996	10,427
December	10,856	11,676
January	11,674	12,695
February	14,016	14,029
March	15,353	15,567
April	16,125	
May	16,131	
June	16,132	

QUALITY

	Quantity	Base Number	Contract	AT	Region	England
% of FP17s for the same patient ID Re-attending within 3 months - Children	121	1,693	7.1%	10.2%	13.3%	12.3%
% of FP17s for the same patient ID Re-attending within 3 months - Adults	956	5,781	16.5%	13.7%	17.3%	16.7%
% of FP17s for the same patient ID Re-attending between 3 & 9 months - Children	953	1,693	56.3%	63.0%	58.9%	57.6%
% of FP17s for the same patient ID Re-attending between 3 & 9 months - Adults	2,896	5,781	50.1%	54.4%	52.2%	50.1%
% of FP17s for Band 1 Urgent Courses	1,210	7,136	17.0%	7.3%	9.2%	9.1%
% of FP17s Relating to Free Repair or Replacements	87	7,136	1.2%	1.0%	1.0%	0.8%
% of FP17s Relating to Continuations	90	7,136	1.3%	1.3%	1.4%	1.2%
% of Patients satisfied with the dentistry they have received	13	13	100.0%	93.9%	93.1%	92.8%
% of Patients satisfied with the time they had to wait for an appointment	10	13	76.9%	90.0%	89.5%	88.7%

* This is based on patients treated on this contract for their most recent course of treatment. Figures in italics indicate the base number of FP17s or Patient Questionnaire responses are less than 100. N/A is shown where the base number of responses is less than 10 during the period. % is calculated as Quantity/Base number*100

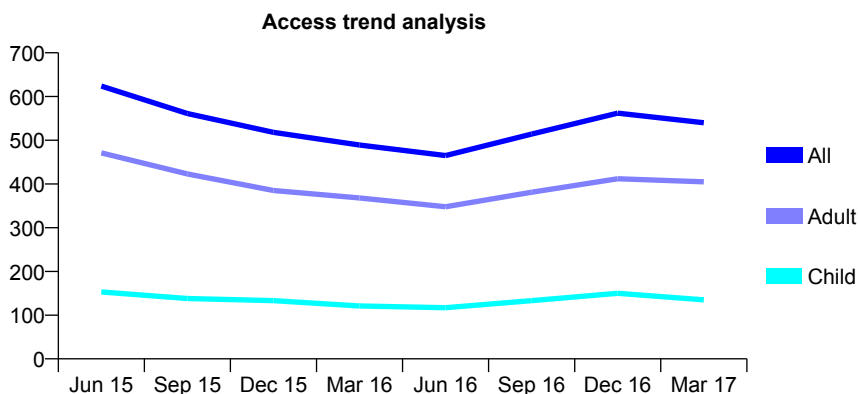
Q50 - Vital Signs At a Glance Contract Report for 164925/0005 - March 2017

Name or company name	City Health Dental
Contract type name	PDS Contract
Purpose of contract	General
Contract start date	01/06/2010
Contract end date	31/03/2017

16/17 Contracted general activity (UDA)	2,334
Carry forward general activity (UDA)	0
16/17 Contracted orthodontic activity (UOA)	0
Carry forward orthodontic activity (UOA)	0
Baseline contract value	£88,843.44

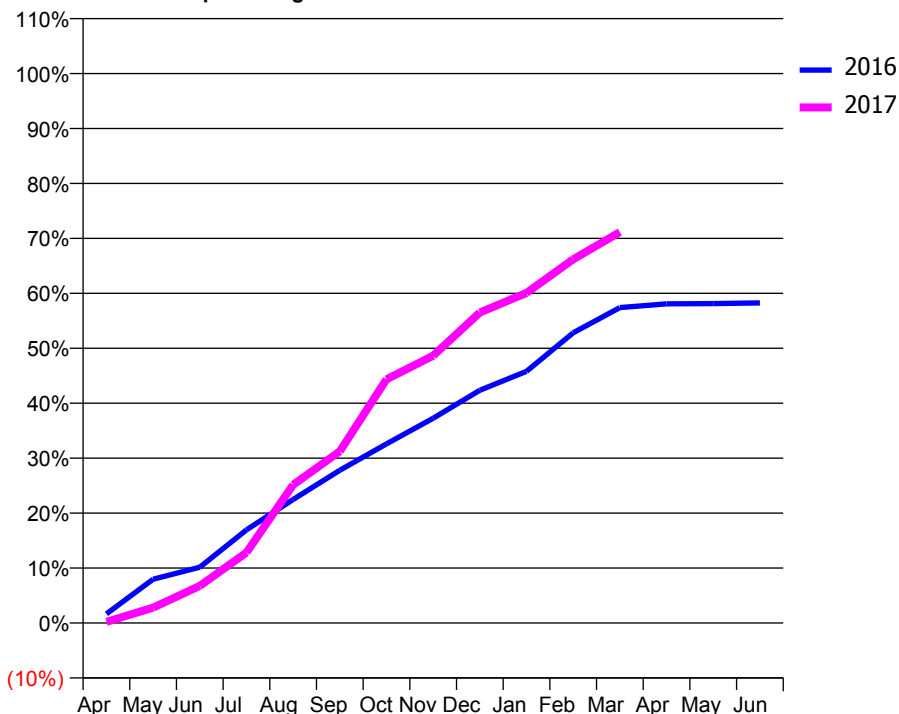
ACCESS*

Patients seen in 24 months	Total	Change since previous quarter
Quarter ending March 2016	489	
Quarter ending June 2016	465	↓
Quarter ending September 2016	514	↑
Quarter ending December 2016	562	↑
Quarter ending March 2017	540	↓
Variance since March 2016	10.4%	↑



ACTIVITY

Cumulative percentage of contracted UDA delivered 2016 & 2017



Month	Adjusted Scheduled Activity (UDA)	
	2016	2017
April	39	5
May	186	66
June	237	158
July	396	300
August	525	587
September	649	729
October	761	1,035
November	870	1,135
December	989	1,319
January	1,069	1,402
February	1,233	1,545
March	1,340	1,661
April	1,356	
May	1,357	
June	1,360	

QUALITY

	Quantity	Base Number	Contract	AT	Region	England
% of FP17s for the same patient ID Re-attending within 3 months - Children	12	183	6.6%	10.2%	13.3%	12.3%
% of FP17s for the same patient ID Re-attending within 3 months - Adults	80	594	13.5%	13.7%	17.3%	16.7%
% of FP17s for the same patient ID Re-attending between 3 & 9 months - Children	73	183	39.9%	63.0%	58.9%	57.6%
% of FP17s for the same patient ID Re-attending between 3 & 9 months - Adults	254	594	42.8%	54.4%	52.2%	50.1%
% of FP17s for Band 1 Urgent Courses	63	766	8.2%	7.3%	9.2%	9.1%
% of FP17s Relating to Free Repair or Replacements	16	766	2.1%	1.0%	1.0%	0.8%
% of FP17s Relating to Continuations	15	766	2.0%	1.3%	1.4%	1.2%
% of Patients satisfied with the dentistry they have received	2	2	N/A	93.9%	93.1%	92.8%
% of Patients satisfied with the time they had to wait for an appointment	2	2	N/A	90.0%	89.5%	88.7%

* This is based on patients treated on this contract for their most recent course of treatment. Figures in italics indicate the base number of FP17s or Patient Questionnaire responses are less than 100. N/A is shown where the base number of responses is less than 10 during the period. % is calculated as Quantity/Base number*100

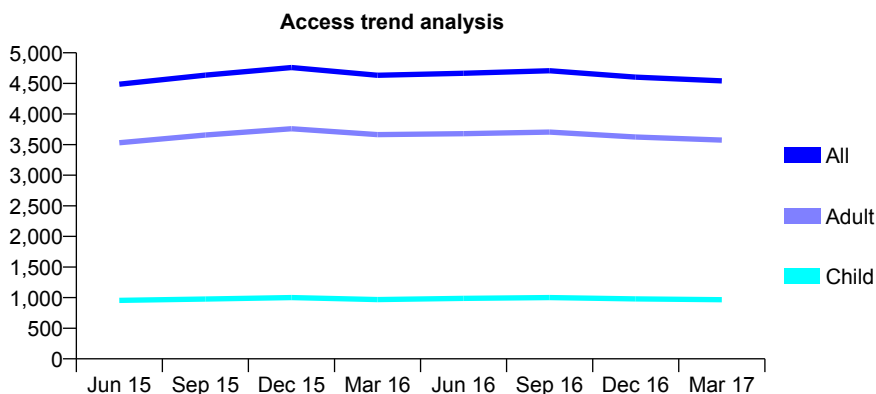
Q50 - Vital Signs At a Glance Contract Report for 164925/0006 - March 2017

Name or company name	City Health Dental
Contract type name	PDS Contract
Purpose of contract	General
Contract start date	01/06/2010
Contract end date	31/03/2017

16/17 Contracted general activity (UDA)	13,000
Carry forward general activity (UDA)	0
16/17 Contracted orthodontic activity (UOA)	0
Carry forward orthodontic activity (UOA)	0
Baseline contract value	£494,845.36

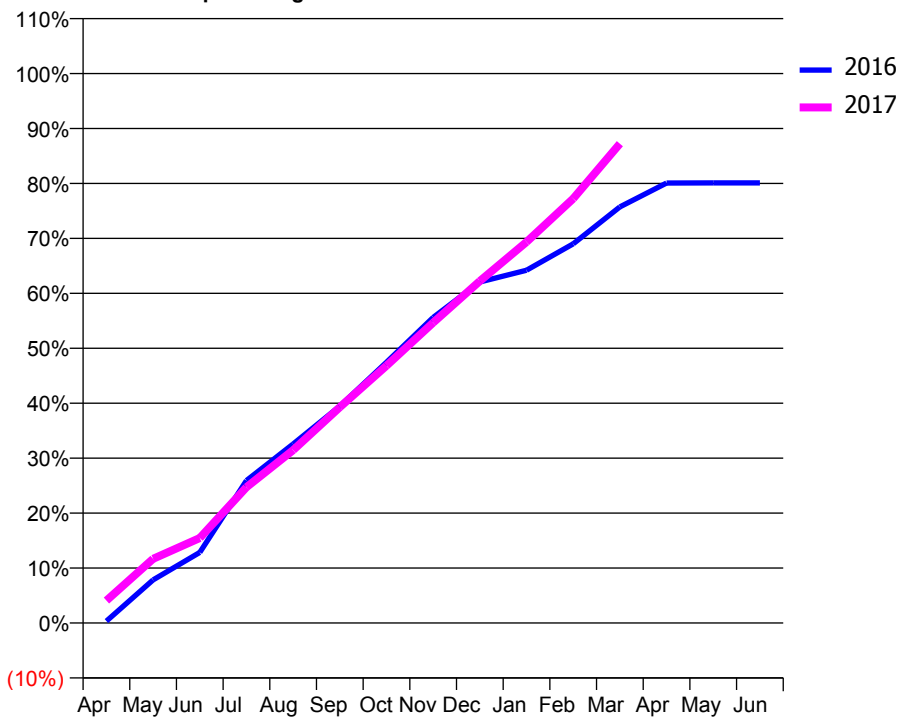
ACCESS*

Patients seen in 24 months	Total	Change since previous quarter
Quarter ending March 2016	4,632	
Quarter ending June 2016	4,666	→
Quarter ending September 2016	4,707	→
Quarter ending December 2016	4,603	↓
Quarter ending March 2017	4,542	↓
Variance since March 2016	(1.9%)	↓



ACTIVITY

Cumulative percentage of contracted UDA delivered 2016 & 2017



Month	Adjusted Scheduled Activity (UDA)	
	2016	2017
April	47	532
May	1,019	1,520
June	1,672	2,012
July	3,372	3,212
August	4,235	4,089
September	5,133	5,105
October	6,168	6,087
November	7,228	7,105
December	8,068	8,089
January	8,347	9,016
February	8,972	10,039
March	9,843	11,339
April	10,409	
May	10,412	
June	10,412	

QUALITY

	Quantity	Base Number	Contract	AT	Region	England
% of FP17s for the same patient ID Re-attending within 3 months - Children	75	1,307	5.7%	10.2%	13.3%	12.3%
% of FP17s for the same patient ID Re-attending within 3 months - Adults	748	4,885	15.3%	13.7%	17.3%	16.7%
% of FP17s for the same patient ID Re-attending between 3 & 9 months - Children	629	1,307	48.1%	63.0%	58.9%	57.6%
% of FP17s for the same patient ID Re-attending between 3 & 9 months - Adults	2,528	4,885	51.8%	54.4%	52.2%	50.1%
% of FP17s for Band 1 Urgent Courses	748	5,918	12.6%	7.3%	9.2%	9.1%
% of FP17s Relating to Free Repair or Replacements	192	5,918	3.2%	1.0%	1.0%	0.8%
% of FP17s Relating to Continuations	60	5,918	1.0%	1.3%	1.4%	1.2%
% of Patients satisfied with the dentistry they have received	8	9	N/A	93.9%	93.1%	92.8%
% of Patients satisfied with the time they had to wait for an appointment	8	9	N/A	90.0%	89.5%	88.7%

* This is based on patients treated on this contract for their most recent course of treatment. Figures in italics indicate the base number of FP17s or Patient Questionnaire responses are less than 100. N/A is shown where the base number of responses is less than 10 during the period. % is calculated as Quantity/Base number*100

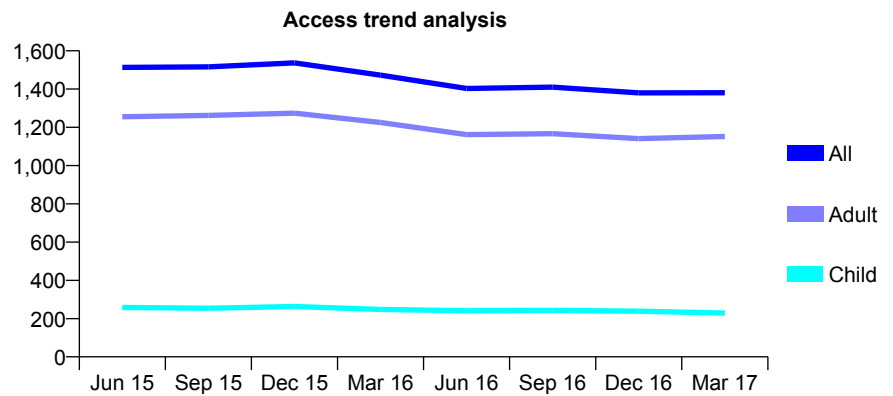
Q50 - Vital Signs At a Glance Contract Report for 164925/0007 - March 2017

Name or company name	City Health Dental
Contract type name	PDS Contract
Purpose of contract	General
Contract start date	01/06/2010
Contract end date	31/03/2017

16/17 Contracted general activity (UDA)	6,000
Carry forward general activity (UDA)	0
16/17 Contracted orthodontic activity (UOA)	0
Carry forward orthodontic activity (UOA)	0
Baseline contract value	£228,390.49

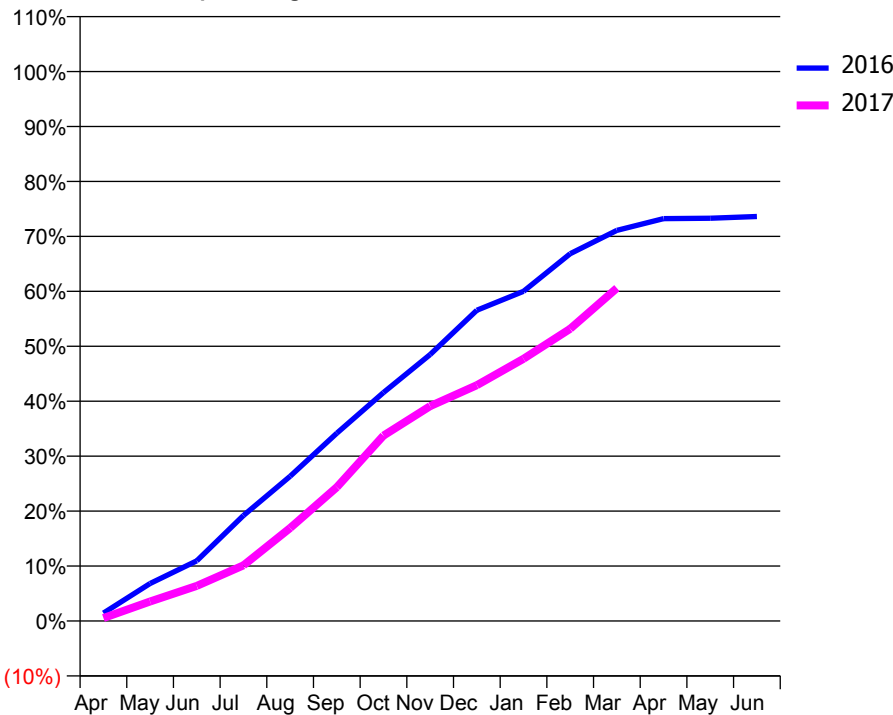
ACCESS*

Patients seen in 24 months	Total	Change since previous quarter
Quarter ending March 2016	1,473	
Quarter ending June 2016	1,403	↓
Quarter ending September 2016	1,410	→
Quarter ending December 2016	1,380	↓
Quarter ending March 2017	1,381	→
Variance since March 2016	(6.2%)	↓



ACTIVITY

Cumulative percentage of contracted UDA delivered 2016 & 2017



Month	Adjusted Scheduled Activity (UDA)	
	2016	2017
April	86	33
May	410	213
June	658	383
July	1,153	608
August	1,581	1,015
September	2,051	1,462
October	2,495	2,025
November	2,910	2,347
December	3,393	2,575
January	3,599	2,864
February	4,010	3,190
March	4,266	3,635
April	4,394	
May	4,398	
June	4,417	

QUALITY

	Quantity	Base Number	Contract	AT	Region	England
% of FP17s for the same patient ID Re-attending within 3 months - Children	17	261	6.5%	10.2%	13.3%	12.3%
% of FP17s for the same patient ID Re-attending within 3 months - Adults	212	1,352	15.7%	13.7%	17.3%	16.7%
% of FP17s for the same patient ID Re-attending between 3 & 9 months - Children	107	261	41.0%	63.0%	58.9%	57.6%
% of FP17s for the same patient ID Re-attending between 3 & 9 months - Adults	555	1,352	41.1%	54.4%	52.2%	50.1%
% of FP17s for Band 1 Urgent Courses	244	1,558	15.7%	7.3%	9.2%	9.1%
% of FP17s Relating to Free Repair or Replacements	24	1,558	1.5%	1.0%	1.0%	0.8%
% of FP17s Relating to Continuations	33	1,558	2.1%	1.3%	1.4%	1.2%
% of Patients satisfied with the dentistry they have received	2	2	N/A	93.9%	93.1%	92.8%
% of Patients satisfied with the time they had to wait for an appointment	2	2	N/A	90.0%	89.5%	88.7%

* This is based on patients treated on this contract for their most recent course of treatment. Figures in italics indicate the base number of FP17s or Patient Questionnaire responses are less than 100. N/A is shown where the base number of responses is less than 10 during the period. % is calculated as Quantity/Base number*100

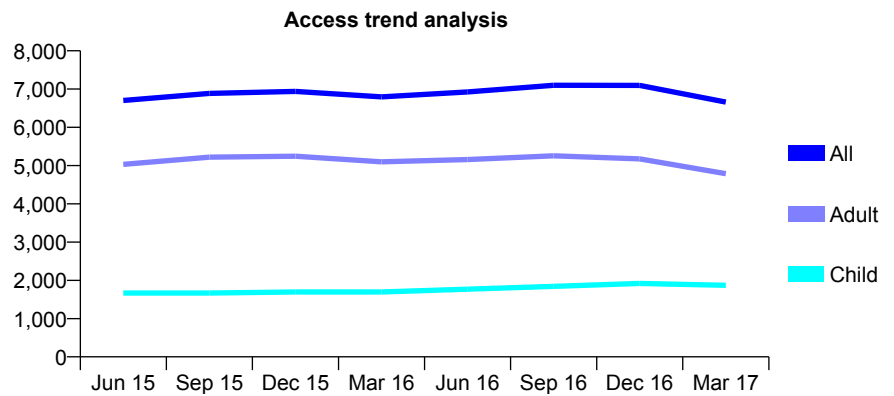
Q50 - Vital Signs At a Glance Contract Report for 166103/0001 - March 2017

Name or company name	The Dental Design Studio
Contract type name	GDS Contract
Purpose of contract	General
Contract start date	01/09/2013
Contract end date	

16/17 Contracted general activity (UDA)	11,620
Carry forward general activity (UDA)	74
16/17 Contracted orthodontic activity (UOA)	0
Carry forward orthodontic activity (UOA)	0
Baseline contract value	£363,776.68

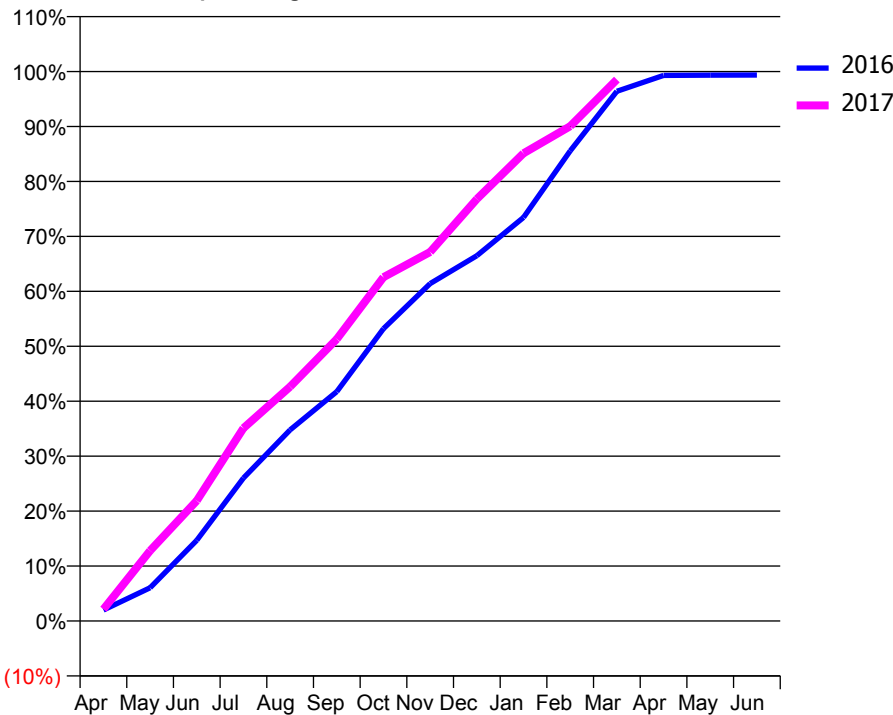
ACCESS*

Patients seen in 24 months	Total	Change since previous quarter
Quarter ending March 2016	6,796	
Quarter ending June 2016	6,925	→
Quarter ending September 2016	7,099	↑
Quarter ending December 2016	7,094	→
Quarter ending March 2017	6,658	↓
Variance since March 2016	(2.0%)	↓



ACTIVITY

Cumulative percentage of contracted UDA delivered 2016 & 2017



Month	Adjusted Scheduled Activity (UDA)	
	2016	2017
April	232	250
May	703	1,488
June	1,706	2,544
July	3,025	4,078
August	4,042	4,957
September	4,852	5,962
October	6,183	7,271
November	7,136	7,804
December	7,724	8,924
January	8,534	9,892
February	9,941	10,462
March	11,203	11,451
April	11,536	
May	11,542	
June	11,546	

QUALITY

	Quantity	Base Number	Contract	AT	Region	England
% of FP17s for the same patient ID Re-attending within 3 months - Children	105	2,649	4.0%	10.2%	13.3%	12.3%
% of FP17s for the same patient ID Re-attending within 3 months - Adults	263	3,831	6.9%	13.7%	17.3%	16.7%
% of FP17s for the same patient ID Re-attending between 3 & 9 months - Children	1,519	2,649	57.3%	63.0%	58.9%	57.6%
% of FP17s for the same patient ID Re-attending between 3 & 9 months - Adults	902	3,831	23.5%	54.4%	52.2%	50.1%
% of FP17s for Band 1 Urgent Courses	180	6,276	2.9%	7.3%	9.2%	9.1%
% of FP17s Relating to Free Repair or Replacements	38	6,276	0.6%	1.0%	1.0%	0.8%
% of FP17s Relating to Continuations	15	6,276	0.2%	1.3%	1.4%	1.2%
% of Patients satisfied with the dentistry they have received	6	6	N/A	93.9%	93.1%	92.8%
% of Patients satisfied with the time they had to wait for an appointment	6	6	N/A	90.0%	89.5%	88.7%

* This is based on patients treated on this contract for their most recent course of treatment. Figures in italics indicate the base number of FP17s or Patient Questionnaire responses are less than 100. N/A is shown where the base number of responses is less than 10 during the period. % is calculated as Quantity/Base number*100

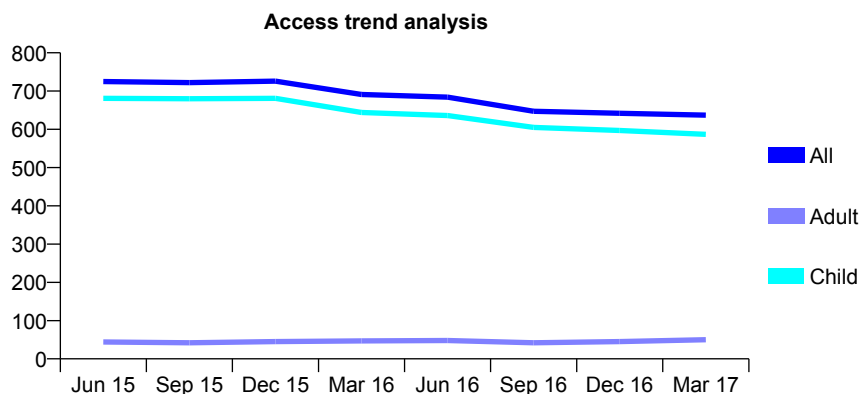
Q50 - Vital Signs At a Glance Contract Report for 167037/0001 - March 2017

Name or company name	Scartho Dental Practice Limited
Contract type name	GDS Contract
Purpose of contract	General
Contract start date	21/03/2013
Contract end date	

16/17 Contracted general activity (UDA)	1,100
Carry forward general activity (UDA)	-22
16/17 Contracted orthodontic activity (UOA)	0
Carry forward orthodontic activity (UOA)	0
Baseline contract value	£27,663.86

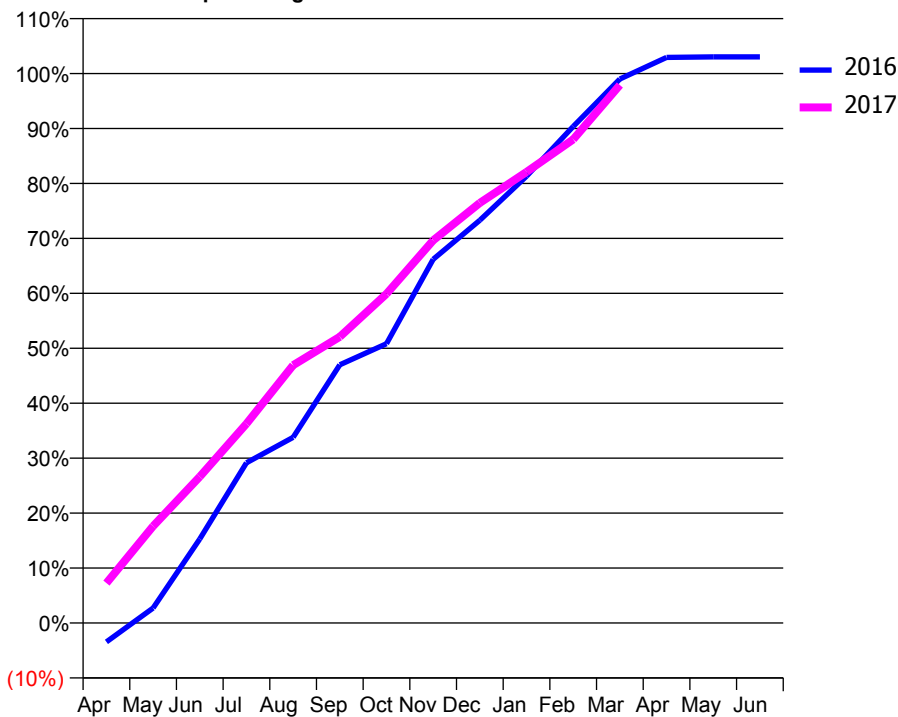
ACCESS*

Patients seen in 24 months	Total	Change since previous quarter
Quarter ending March 2016	691	
Quarter ending June 2016	684	↓
Quarter ending September 2016	647	↓
Quarter ending December 2016	642	→
Quarter ending March 2017	637	→
Variance since March 2016	(7.8%)	↓



ACTIVITY

Cumulative percentage of contracted UDA delivered 2016 & 2017



Month	Adjusted Scheduled Activity (UDA)	
	2016	2017
April	-38	80
May	30	194
June	168	293
July	321	399
August	372	516
September	517	573
October	559	659
November	728	766
December	806	841
January	894	903
February	994	968
March	1,089	1,077
April	1,132	
May	1,133	
June	1,133	

QUALITY

	Quantity	Base Number	Contract	AT	Region	England
% of FP17s for the same patient ID Re-attending within 3 months - Children	35	850	4.1%	10.2%	13.3%	12.3%
% of FP17s for the same patient ID Re-attending within 3 months - Adults	0	0	N/A	13.7%	17.3%	16.7%
% of FP17s for the same patient ID Re-attending between 3 & 9 months - Children	550	850	64.7%	63.0%	58.9%	57.6%
% of FP17s for the same patient ID Re-attending between 3 & 9 months - Adults	0	0	N/A	54.4%	52.2%	50.1%
% of FP17s for Band 1 Urgent Courses	0	805	0.0%	7.3%	9.2%	9.1%
% of FP17s Relating to Free Repair or Replacements	0	805	0.0%	1.0%	1.0%	0.8%
% of FP17s Relating to Continuations	5	805	0.6%	1.3%	1.4%	1.2%
% of Patients satisfied with the dentistry they have received	0	0	N/A	93.9%	93.1%	92.8%
% of Patients satisfied with the time they had to wait for an appointment	0	0	N/A	90.0%	89.5%	88.7%

* This is based on patients treated on this contract for their most recent course of treatment. Figures in italics indicate the base number of FP17s or Patient Questionnaire responses are less than 100. N/A is shown where the base number of responses is less than 10 during the period. % is calculated as Quantity/Base number*100

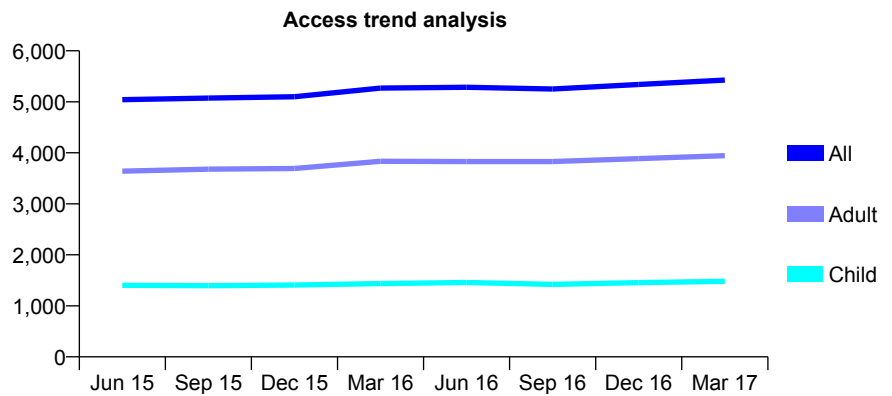
Q50 - Vital Signs At a Glance Contract Report for 167150/0001 - March 2017

Name or company name	Harris Family Dental Practice
Contract type name	GDS Contract
Purpose of contract	General
Contract start date	09/08/2012
Contract end date	

16/17 Contracted general activity (UDA)	17,600
Carry forward general activity (UDA)	173
16/17 Contracted orthodontic activity (UOA)	0
Carry forward orthodontic activity (UOA)	0
Baseline contract value	£506,845.21

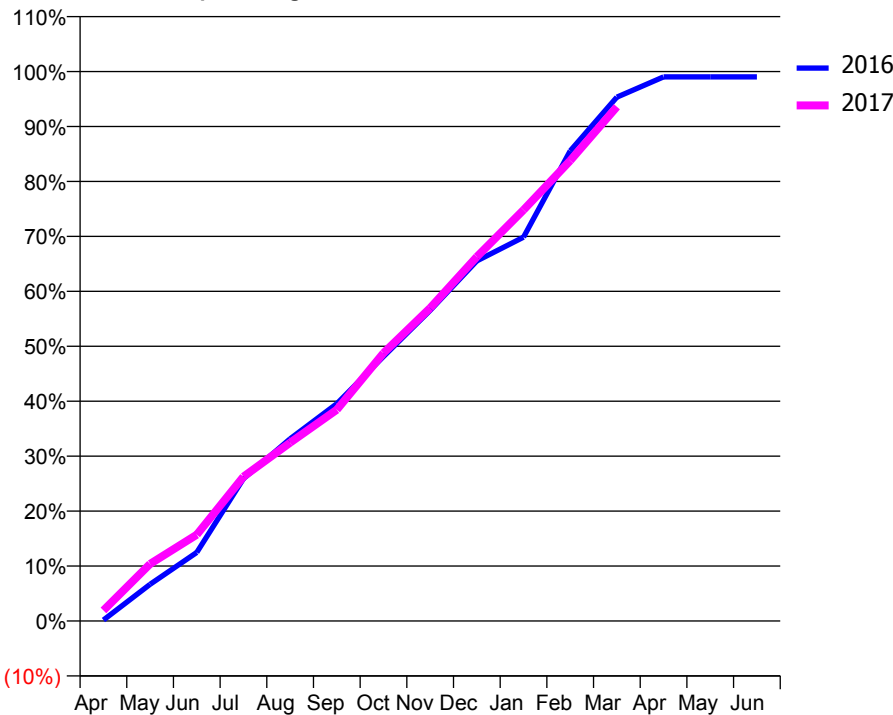
ACCESS*

Patients seen in 24 months	Total	Change since previous quarter
Quarter ending March 2016	5,269	
Quarter ending June 2016	5,286	→
Quarter ending September 2016	5,251	→
Quarter ending December 2016	5,340	→
Quarter ending March 2017	5,426	→
Variance since March 2016	3.0%	↑



ACTIVITY

Cumulative percentage of contracted UDA delivered 2016 & 2017



Month	Adjusted Scheduled Activity (UDA)	
	2016	2017
April	34	340
May	1,175	1,828
June	2,196	2,764
July	4,561	4,623
August	5,835	5,713
September	6,960	6,767
October	8,473	8,585
November	9,950	10,028
December	11,535	11,665
January	12,295	13,165
February	15,059	14,747
March	16,777	16,473
April	17,428	
May	17,427	
June	17,427	

QUALITY

	Quantity	Base Number	Contract	AT	Region	England
% of FP17s for the same patient ID Re-attending within 3 months - Children	103	2,382	4.3%	10.2%	13.3%	12.3%
% of FP17s for the same patient ID Re-attending within 3 months - Adults	736	6,048	12.2%	13.7%	17.3%	16.7%
% of FP17s for the same patient ID Re-attending between 3 & 9 months - Children	1,709	2,382	71.7%	63.0%	58.9%	57.6%
% of FP17s for the same patient ID Re-attending between 3 & 9 months - Adults	3,884	6,048	64.2%	54.4%	52.2%	50.1%
% of FP17s for Band 1 Urgent Courses	343	8,148	4.2%	7.3%	9.2%	9.1%
% of FP17s Relating to Free Repair or Replacements	85	8,148	1.0%	1.0%	1.0%	0.8%
% of FP17s Relating to Continuations	73	8,148	0.9%	1.3%	1.4%	1.2%
% of Patients satisfied with the dentistry they have received	13	14	92.9%	93.9%	93.1%	92.8%
% of Patients satisfied with the time they had to wait for an appointment	13	14	92.9%	90.0%	89.5%	88.7%

* This is based on patients treated on this contract for their most recent course of treatment. Figures in italics indicate the base number of FP17s or Patient Questionnaire responses are less than 100. N/A is shown where the base number of responses is less than 10 during the period. % is calculated as Quantity/Base number*100

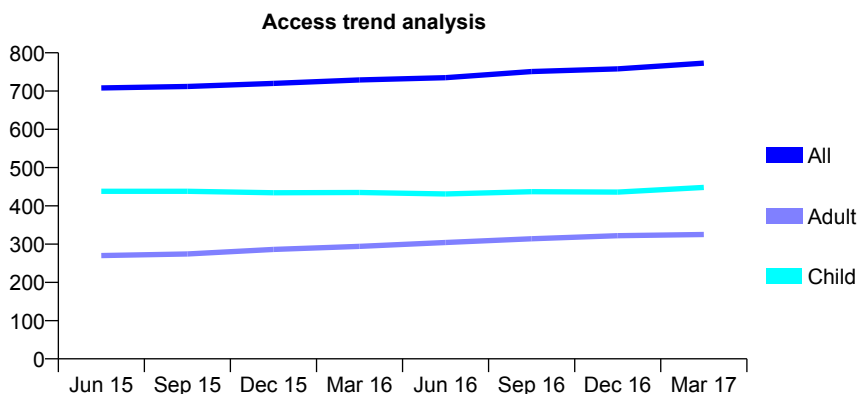
Q50 - Vital Signs At a Glance Contract Report for 167347/0001 - March 2017

Name or company name	Clifton Dental Practice Limited
Contract type name	GDS Contract
Purpose of contract	General
Contract start date	01/04/2008
Contract end date	

16/17 Contracted general activity (UDA)	2,700
Carry forward general activity (UDA)	84
16/17 Contracted orthodontic activity (UOA)	0
Carry forward orthodontic activity (UOA)	0
Baseline contract value	£79,289.66

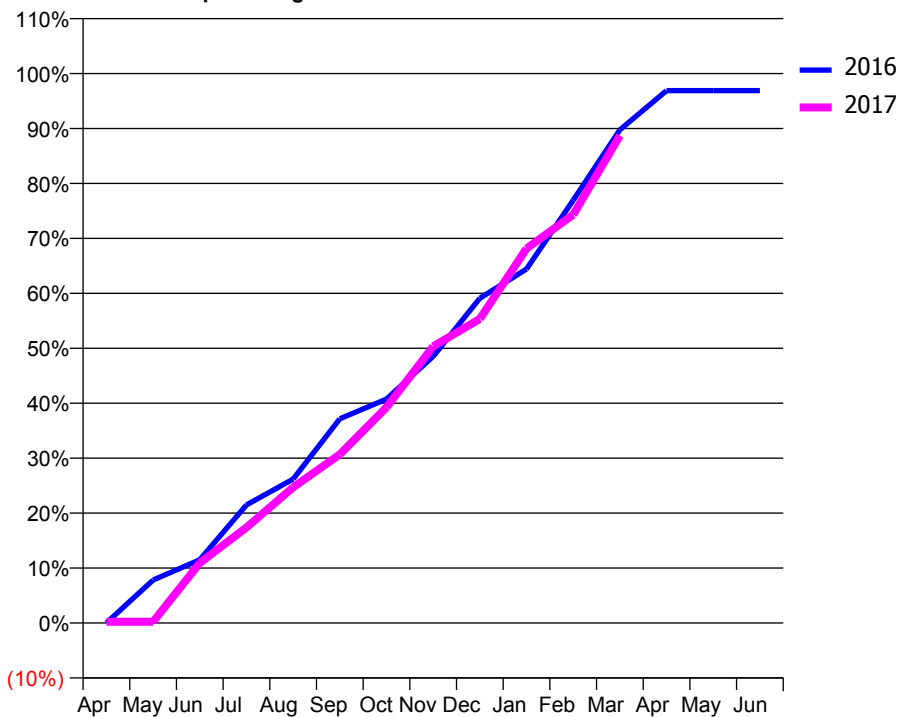
ACCESS*

Patients seen in 24 months	Total	Change since previous quarter
Quarter ending March 2016	729	
Quarter ending June 2016	735	→
Quarter ending September 2016	751	↑
Quarter ending December 2016	758	→
Quarter ending March 2017	773	→
Variance since March 2016	6.0%	↑



ACTIVITY

Cumulative percentage of contracted UDA delivered 2016 & 2017



Month	Adjusted Scheduled Activity (UDA)	
	2016	2017
April	1	6
May	211	6
June	311	295
July	580	469
August	707	666
September	1,004	828
October	1,101	1,060
November	1,310	1,359
December	1,596	1,494
January	1,739	1,840
February	2,078	2,006
March	2,423	2,394
April	2,616	
May	2,616	
June	2,616	

QUALITY

	Quantity	Base Number	Contract	AT	Region	England
% of FP17s for the same patient ID Re-attending within 3 months - Children	56	759	7.4%	10.2%	13.3%	12.3%
% of FP17s for the same patient ID Re-attending within 3 months - Adults	65	404	16.1%	13.7%	17.3%	16.7%
% of FP17s for the same patient ID Re-attending between 3 & 9 months - Children	566	759	74.6%	63.0%	58.9%	57.6%
% of FP17s for the same patient ID Re-attending between 3 & 9 months - Adults	242	404	59.9%	54.4%	52.2%	50.1%
% of FP17s for Band 1 Urgent Courses	7	1,104	0.6%	7.3%	9.2%	9.1%
% of FP17s Relating to Free Repair or Replacements	0	1,104	0.0%	1.0%	1.0%	0.8%
% of FP17s Relating to Continuations	3	1,104	0.3%	1.3%	1.4%	1.2%
% of Patients satisfied with the dentistry they have received	1	1	N/A	93.9%	93.1%	92.8%
% of Patients satisfied with the time they had to wait for an appointment	1	1	N/A	90.0%	89.5%	88.7%

* This is based on patients treated on this contract for their most recent course of treatment. Figures in italics indicate the base number of FP17s or Patient Questionnaire responses are less than 100. N/A is shown where the base number of responses is less than 10 during the period. % is calculated as Quantity/Base number*100

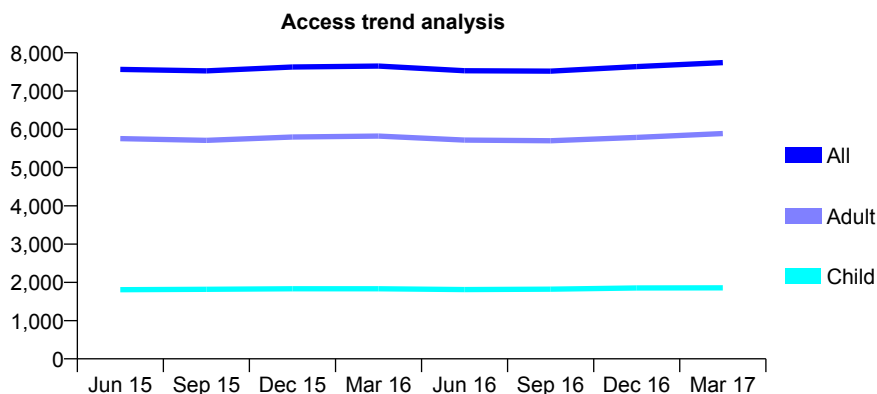
Q50 - Vital Signs At a Glance Contract Report for 169781/0001 - March 2017

Name or company name	Scunthorpe Health Club Limited
Contract type name	GDS Contract
Purpose of contract	General
Contract start date	01/09/2007
Contract end date	

16/17 Contracted general activity (UDA)	18,030
Carry forward general activity (UDA)	0
16/17 Contracted orthodontic activity (UOA)	0
Carry forward orthodontic activity (UOA)	0
Baseline contract value	£556,577.59

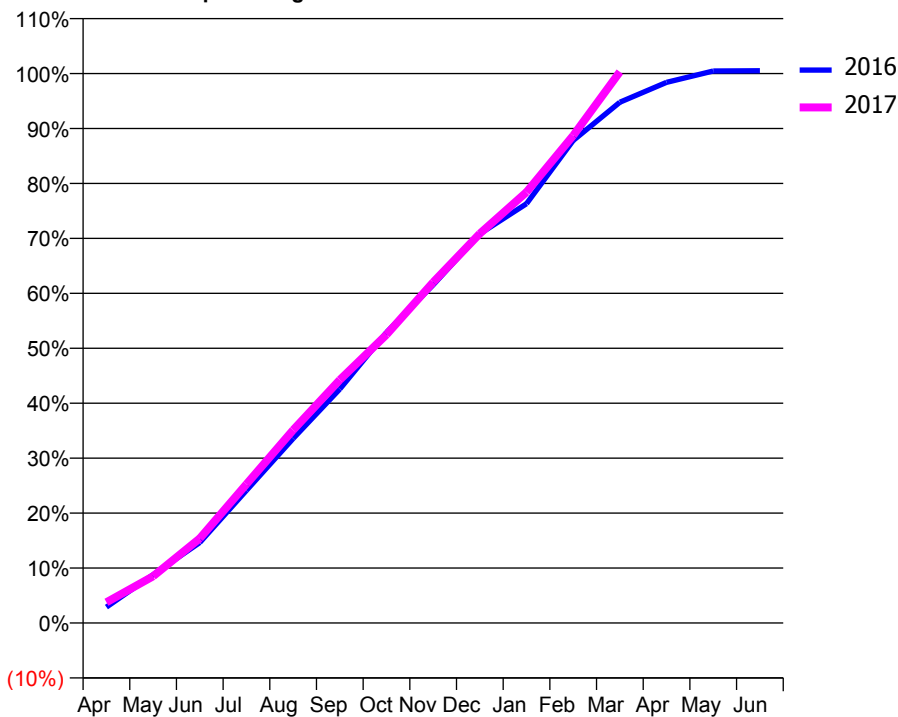
ACCESS*

Patients seen in 24 months	Total	Change since previous quarter
Quarter ending March 2016	7,654	
Quarter ending June 2016	7,531	↓
Quarter ending September 2016	7,521	→
Quarter ending December 2016	7,640	→
Quarter ending March 2017	7,744	→
Variance since March 2016	1.2%	→



ACTIVITY

Cumulative percentage of contracted UDA delivered 2016 & 2017



Month	Adjusted Scheduled Activity (UDA)	
	2016	2017
April	521	679
May	1,586	1,532
June	2,638	2,778
July	4,353	4,559
August	6,055	6,332
September	7,677	7,978
October	9,536	9,463
November	11,094	11,181
December	12,771	12,780
January	13,757	14,138
February	15,834	15,995
March	17,087	18,086
April	17,739	
May	18,113	
June	18,123	

QUALITY

	Quantity	Base Number	Contract	AT	Region	England
% of FP17s for the same patient ID Re-attending within 3 months - Children	126	2,438	5.2%	10.2%	13.3%	12.3%
% of FP17s for the same patient ID Re-attending within 3 months - Adults	948	6,823	13.9%	13.7%	17.3%	16.7%
% of FP17s for the same patient ID Re-attending between 3 & 9 months - Children	1,074	2,438	44.1%	63.0%	58.9%	57.6%
% of FP17s for the same patient ID Re-attending between 3 & 9 months - Adults	1,801	6,823	26.4%	54.4%	52.2%	50.1%
% of FP17s for Band 1 Urgent Courses	1,320	8,783	15.0%	7.3%	9.2%	9.1%
% of FP17s Relating to Free Repair or Replacements	6	8,783	0.1%	1.0%	1.0%	0.8%
% of FP17s Relating to Continuations	26	8,783	0.3%	1.3%	1.4%	1.2%
% of Patients satisfied with the dentistry they have received	17	17	100.0%	93.9%	93.1%	92.8%
% of Patients satisfied with the time they had to wait for an appointment	13	17	76.5%	90.0%	89.5%	88.7%

* This is based on patients treated on this contract for their most recent course of treatment. Figures in italics indicate the base number of FP17s or Patient Questionnaire responses are less than 100. N/A is shown where the base number of responses is less than 10 during the period. % is calculated as Quantity/Base number*100

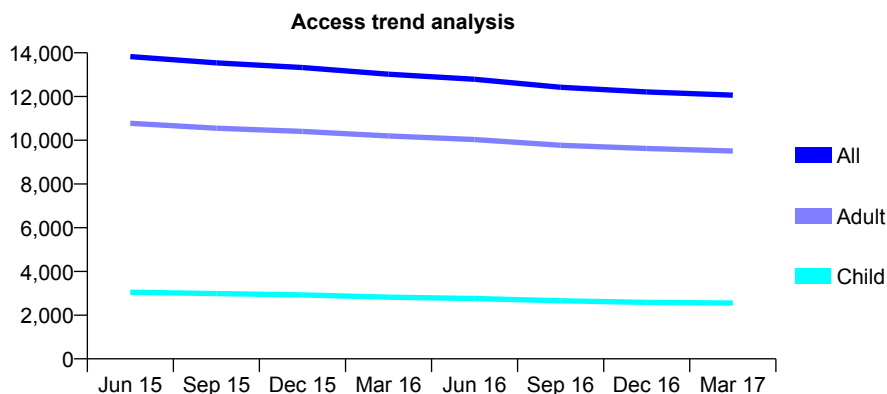
Q50 - Vital Signs At a Glance Contract Report for 170550/0001 - March 2017

Name or company name	V I Dental Centre
Contract type name	GDS Contract
Purpose of contract	General
Contract start date	01/04/2009
Contract end date	

16/17 Contracted general activity (UDA)	42,874
Carry forward general activity (UDA)	0
16/17 Contracted orthodontic activity (UOA)	0
Carry forward orthodontic activity (UOA)	0
Baseline contract value	£1,274,230.47

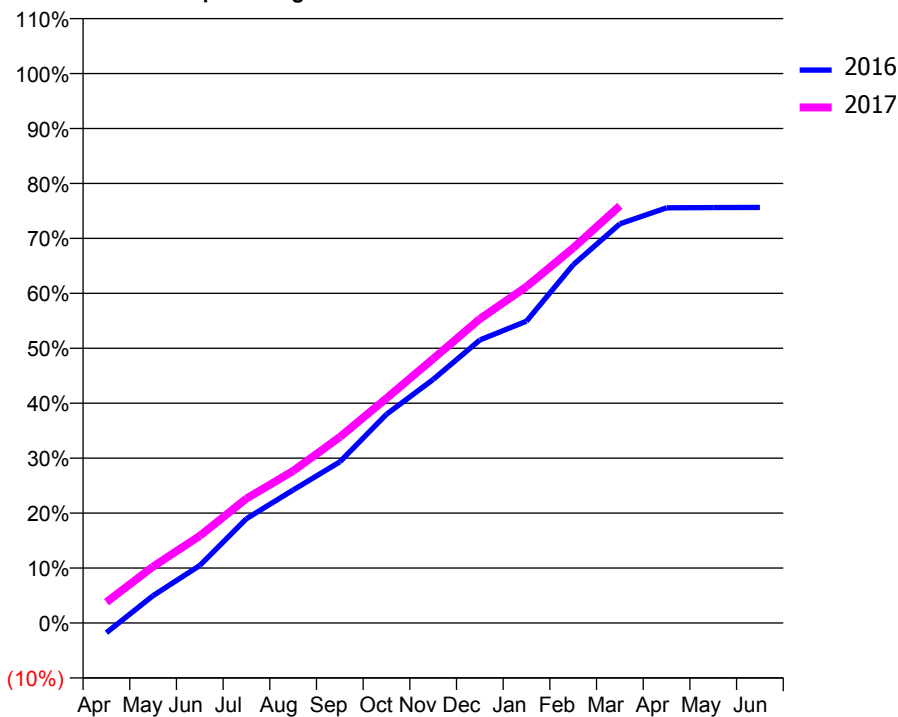
ACCESS*

Patients seen in 24 months	Total	Change since previous quarter
Quarter ending March 2016	13,020	
Quarter ending June 2016	12,790	↓
Quarter ending September 2016	12,426	↓
Quarter ending December 2016	12,209	↓
Quarter ending March 2017	12,062	↓
Variance since March 2016	(7.4%)	↓



ACTIVITY

Cumulative percentage of contracted UDA delivered 2016 & 2017



Month	Adjusted Scheduled Activity (UDA)	
	2016	2017
April	-760	1,626
May	2,136	4,401
June	4,489	6,795
July	8,138	9,717
August	10,380	11,863
September	12,576	14,505
October	16,292	17,540
November	19,006	20,617
December	22,078	23,724
January	23,552	26,241
February	27,953	29,263
March	31,144	32,545
April	32,399	
May	32,410	
June	32,421	

QUALITY

	Quantity	Base Number	Contract	AT	Region	England
% of FP17s for the same patient ID Re-attending within 3 months - Children	125	3,477	3.6%	10.2%	13.3%	12.3%
% of FP17s for the same patient ID Re-attending within 3 months - Adults	1,129	13,281	8.5%	13.7%	17.3%	16.7%
% of FP17s for the same patient ID Re-attending between 3 & 9 months - Children	2,028	3,477	58.3%	63.0%	58.9%	57.6%
% of FP17s for the same patient ID Re-attending between 3 & 9 months - Adults	7,543	13,281	56.8%	54.4%	52.2%	50.1%
% of FP17s for Band 1 Urgent Courses	753	16,198	4.6%	7.3%	9.2%	9.1%
% of FP17s Relating to Free Repair or Replacements	82	16,198	0.5%	1.0%	1.0%	0.8%
% of FP17s Relating to Continuations	165	16,198	1.0%	1.3%	1.4%	1.2%
% of Patients satisfied with the dentistry they have received	49	54	90.7%	93.9%	93.1%	92.8%
% of Patients satisfied with the time they had to wait for an appointment	49	54	90.7%	90.0%	89.5%	88.7%

* This is based on patients treated on this contract for their most recent course of treatment. Figures in italics indicate the base number of FP17s or Patient Questionnaire responses are less than 100. N/A is shown where the base number of responses is less than 10 during the period. % is calculated as Quantity/Base number*100

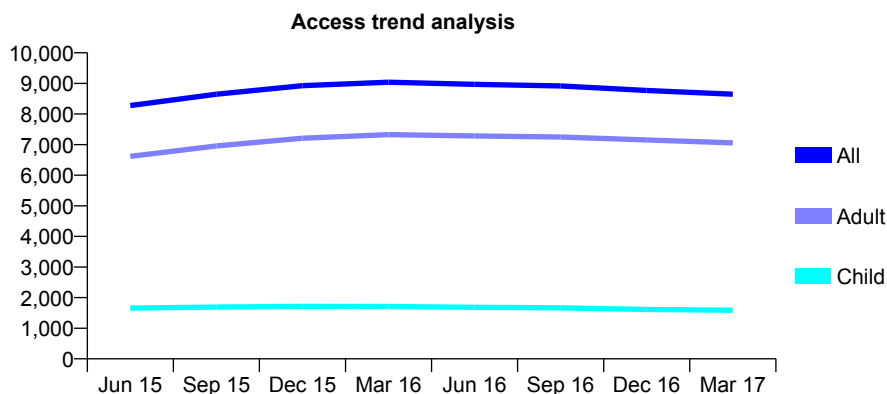
Q50 - Vital Signs At a Glance Contract Report for 170690/0001 - March 2017

Name or company name	Church House Dental Practice
Contract type name	GDS Contract
Purpose of contract	General and Orthodontic
Contract start date	18/03/2014
Contract end date	

16/17 Contracted general activity (UDA)	26,382
Carry forward general activity (UDA)	338
16/17 Contracted orthodontic activity (UOA)	900
Carry forward orthodontic activity (UOA)	-18
Baseline contract value	£884,446.55

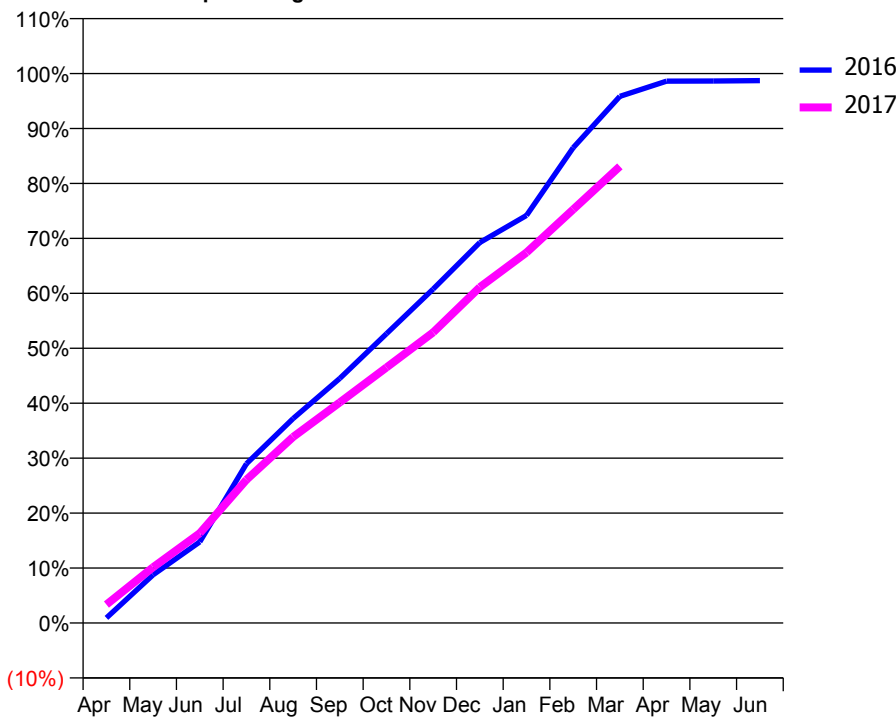
ACCESS*

Patients seen in 24 months	Total	Change since previous quarter
Quarter ending March 2016	9,039	
Quarter ending June 2016	8,968	→
Quarter ending September 2016	8,917	→
Quarter ending December 2016	8,767	↓
Quarter ending March 2017	8,647	↓
Variance since March 2016	(4.3%)	↓



ACTIVITY

Cumulative percentage of contracted UDA delivered 2016 & 2017



Month	Adjusted Scheduled Activity (UDA)	
	2016	2017
April	244	884
May	2,313	2,676
June	3,898	4,310
July	7,650	6,878
August	9,816	8,931
September	11,746	10,592
October	13,886	12,269
November	16,036	13,951
December	18,269	16,122
January	19,568	17,790
February	22,822	19,853
March	25,284	21,927
April	26,017	
May	26,019	
June	26,044	

QUALITY

	Quantity	Base Number	Contract	AT	Region	England
% of FP17s for the same patient ID Re-attending within 3 months - Children	208	2,434	8.5%	10.2%	13.3%	12.3%
% of FP17s for the same patient ID Re-attending within 3 months - Adults	1,057	8,684	12.2%	13.7%	17.3%	16.7%
% of FP17s for the same patient ID Re-attending between 3 & 9 months - Children	1,408	2,434	57.8%	63.0%	58.9%	57.6%
% of FP17s for the same patient ID Re-attending between 3 & 9 months - Adults	3,200	8,684	36.8%	54.4%	52.2%	50.1%
% of FP17s for Band 1 Urgent Courses	771	10,774	7.2%	7.3%	9.2%	9.1%
% of FP17s Relating to Free Repair or Replacements	129	10,774	1.2%	1.0%	1.0%	0.8%
% of FP17s Relating to Continuations	197	10,774	1.8%	1.3%	1.4%	1.2%
% of Patients satisfied with the dentistry they have received	16	18	88.9%	93.9%	93.1%	92.8%
% of Patients satisfied with the time they had to wait for an appointment	17	18	94.4%	90.0%	89.5%	88.7%

* This is based on patients treated on this contract for their most recent course of treatment. Figures in italics indicate the base number of FP17s or Patient Questionnaire responses are less than 100. N/A is shown where the base number of responses is less than 10 during the period. % is calculated as Quantity/Base number*100

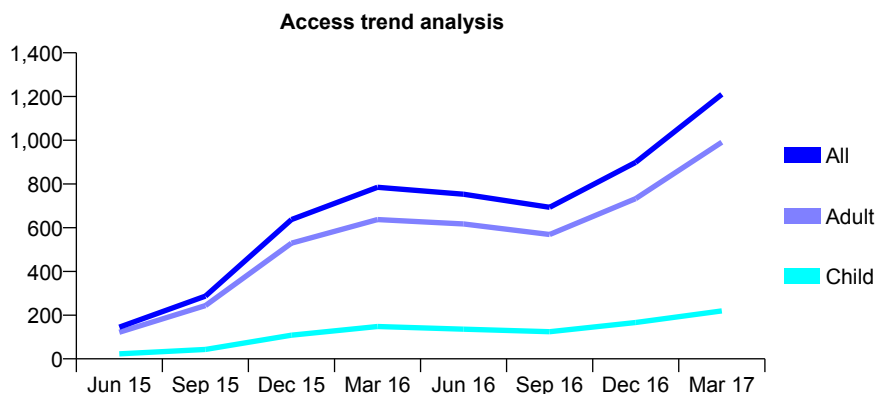
Q50 - Vital Signs At a Glance Contract Report for 171344/0002 - March 2017

Name or company name	Ishak Practices Ltd
Contract type name	GDS Contract
Purpose of contract	General
Contract start date	06/05/2015
Contract end date	

16/17 Contracted general activity (UDA)	4,500
Carry forward general activity (UDA)	0
16/17 Contracted orthodontic activity (UOA)	0
Carry forward orthodontic activity (UOA)	0
Baseline contract value	£182,857.44

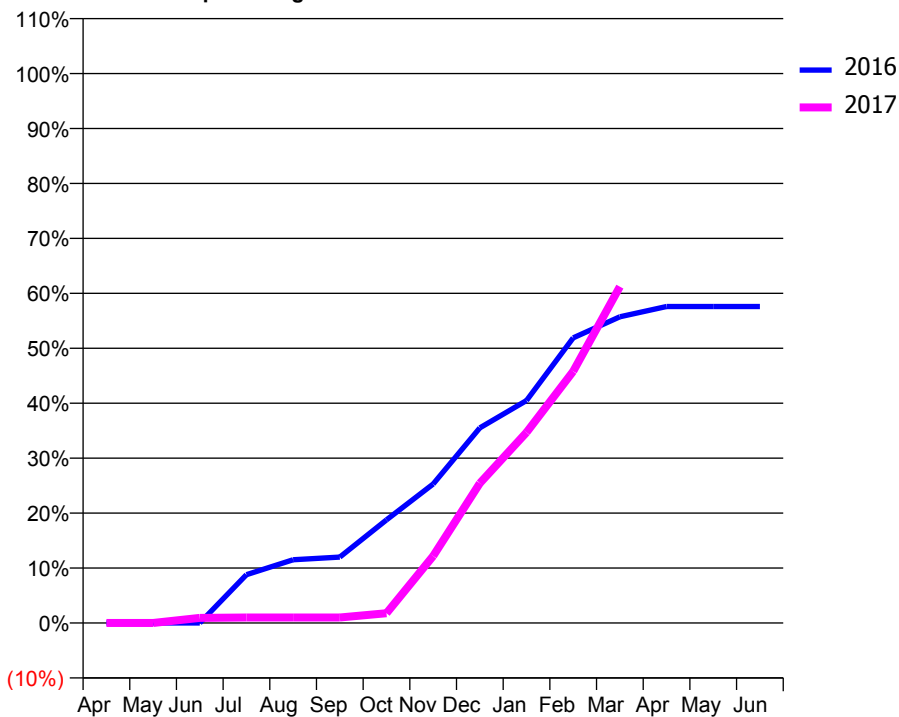
ACCESS*

Patients seen in 24 months	Total	Change since previous quarter
Quarter ending March 2016	785	
Quarter ending June 2016	753	↓
Quarter ending September 2016	693	↓
Quarter ending December 2016	899	↑
Quarter ending March 2017	1,210	↑
Variance since March 2016	54.1%	↑



ACTIVITY

Cumulative percentage of contracted UDA delivered 2016 & 2017



Month	Adjusted Scheduled Activity (UDA)	
	2016	2017
April	0	0
May	0	0
June	0	42
July	380	45
August	497	45
September	519	45
October	811	80
November	1,093	549
December	1,534	1,145
January	1,749	1,561
February	2,242	2,061
March	2,407	2,755
April	2,488	
May	2,488	
June	2,488	

QUALITY

	Quantity	Base Number	Contract	AT	Region	England
% of FP17s for the same patient ID Re-attending within 3 months - Children	24	235	10.2%	10.2%	13.3%	12.3%
% of FP17s for the same patient ID Re-attending within 3 months - Adults	111	904	12.3%	13.7%	17.3%	16.7%
% of FP17s for the same patient ID Re-attending between 3 & 9 months - Children	50	235	21.3%	63.0%	58.9%	57.6%
% of FP17s for the same patient ID Re-attending between 3 & 9 months - Adults	108	904	11.9%	54.4%	52.2%	50.1%
% of FP17s for Band 1 Urgent Courses	127	1,091	11.6%	7.3%	9.2%	9.1%
% of FP17s Relating to Free Repair or Replacements	3	1,091	0.3%	1.0%	1.0%	0.8%
% of FP17s Relating to Continuations	17	1,091	1.6%	1.3%	1.4%	1.2%
% of Patients satisfied with the dentistry they have received	1	1	N/A	93.9%	93.1%	92.8%
% of Patients satisfied with the time they had to wait for an appointment	1	1	N/A	90.0%	89.5%	88.7%

* This is based on patients treated on this contract for their most recent course of treatment. Figures in italics indicate the base number of FP17s or Patient Questionnaire responses are less than 100. N/A is shown where the base number of responses is less than 10 during the period. % is calculated as Quantity/Base number*100

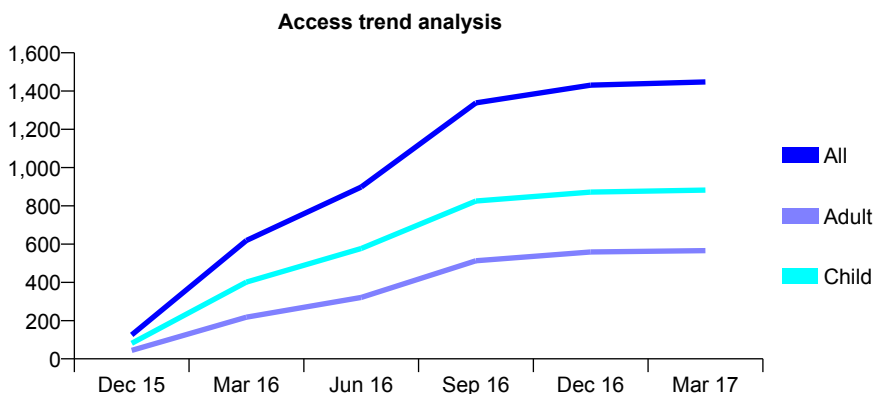
Q50 - Vital Signs At a Glance Contract Report for 173320/0001 - March 2017

Name or company name	Malpas House Family Dental Practice
Contract type name	GDS Contract
Purpose of contract	General
Contract start date	01/12/2015
Contract end date	

16/17 Contracted general activity (UDA)	4,000
Carry forward general activity (UDA)	-36
16/17 Contracted orthodontic activity (UOA)	0
Carry forward orthodontic activity (UOA)	0
Baseline contract value	£98,840.76

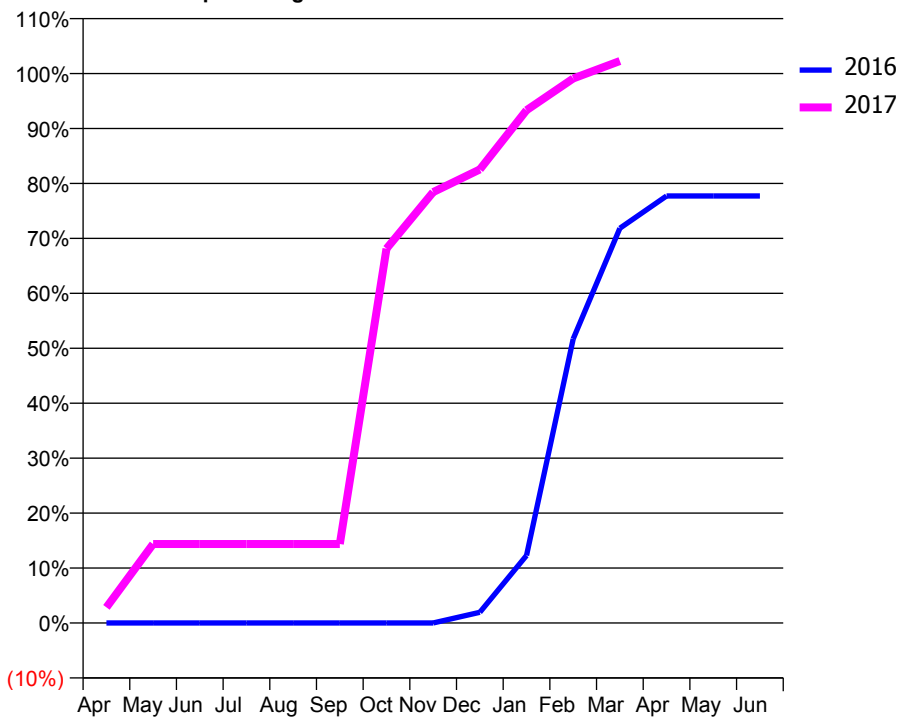
ACCESS*

Patients seen in 24 months	Total	Change since previous quarter
Quarter ending March 2016	619	
Quarter ending June 2016	898	↑
Quarter ending September 2016	1,338	↑
Quarter ending December 2016	1,431	↑
Quarter ending March 2017	1,448	→
Variance since March 2016	133.9%	↑



ACTIVITY

Cumulative percentage of contracted UDA delivered 2016 & 2017



Month	Adjusted Scheduled Activity (UDA)	
	2016	2017
April	0	114
May	0	576
June	0	576
July	0	576
August	0	576
September	0	576
October	0	2,726
November	0	3,137
December	26	3,301
January	164	3,732
February	689	3,964
March	958	4,091
April	1,036	
May	1,036	
June	1,036	

QUALITY

	Quantity	Base Number	Contract	AT	Region	England
% of FP17s for the same patient ID Re-attending within 3 months - Children	107	1,535	7.0%	10.2%	13.3%	12.3%
% of FP17s for the same patient ID Re-attending within 3 months - Adults	186	887	21.0%	13.7%	17.3%	16.7%
% of FP17s for the same patient ID Re-attending between 3 & 9 months - Children	777	1,535	50.6%	63.0%	58.9%	57.6%
% of FP17s for the same patient ID Re-attending between 3 & 9 months - Adults	322	887	36.3%	54.4%	52.2%	50.1%
% of FP17s for Band 1 Urgent Courses	135	2,362	5.7%	7.3%	9.2%	9.1%
% of FP17s Relating to Free Repair or Replacements	7	2,362	0.3%	1.0%	1.0%	0.8%
% of FP17s Relating to Continuations	35	2,362	1.5%	1.3%	1.4%	1.2%
% of Patients satisfied with the dentistry they have received	8	9	N/A	93.9%	93.1%	92.8%
% of Patients satisfied with the time they had to wait for an appointment	9	9	N/A	90.0%	89.5%	88.7%

* This is based on patients treated on this contract for their most recent course of treatment. Figures in italics indicate the base number of FP17s or Patient Questionnaire responses are less than 100. N/A is shown where the base number of responses is less than 10 during the period. % is calculated as Quantity/Base number*100

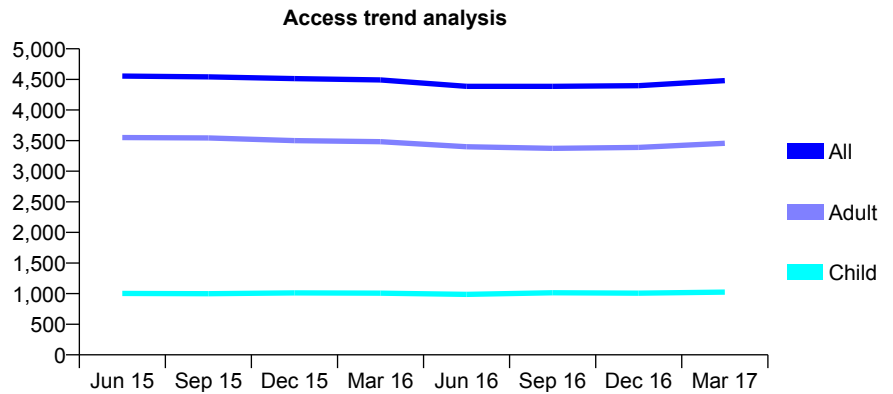
Q50 - Vital Signs At a Glance Contract Report for 173592/0002 - March 2017

Name or company name	Pearl Smile Limited
Contract type name	GDS Contract
Purpose of contract	General
Contract start date	30/04/2010
Contract end date	

16/17 Contracted general activity (UDA)	12,576
Carry forward general activity (UDA)	-81
16/17 Contracted orthodontic activity (UOA)	0
Carry forward orthodontic activity (UOA)	0
Baseline contract value	£393,723.74

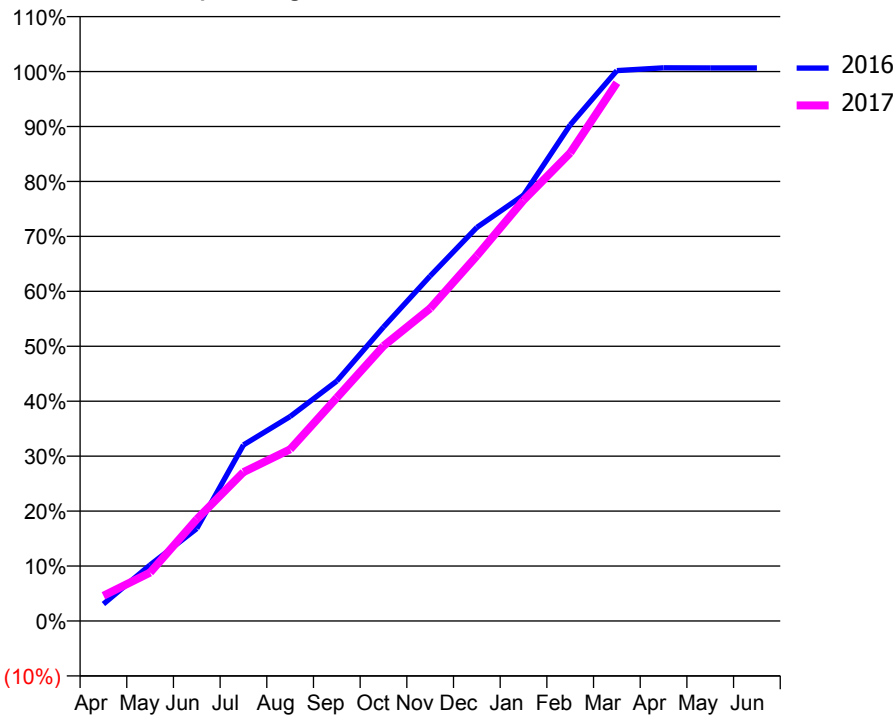
ACCESS*

Patients seen in 24 months	Total	Change since previous quarter
Quarter ending March 2016	4,491	
Quarter ending June 2016	4,387	↓
Quarter ending September 2016	4,387	→
Quarter ending December 2016	4,397	→
Quarter ending March 2017	4,481	→
Variance since March 2016	(0.2%)	→



ACTIVITY

Cumulative percentage of contracted UDA delivered 2016 & 2017



Month	Adjusted Scheduled Activity (UDA)	
	2016	2017
April	391	577
May	1,285	1,108
June	2,115	2,331
July	4,030	3,409
August	4,679	3,929
September	5,490	5,109
October	6,729	6,293
November	7,895	7,155
December	9,007	8,358
January	9,747	9,629
February	11,354	10,713
March	12,596	12,317
April	12,659	
May	12,656	
June	12,657	

QUALITY

	Quantity	Base Number	Contract	AT	Region	England
% of FP17s for the same patient ID Re-attending within 3 months - Children	58	1,488	3.9%	10.2%	13.3%	12.3%
% of FP17s for the same patient ID Re-attending within 3 months - Adults	437	4,632	9.4%	13.7%	17.3%	16.7%
% of FP17s for the same patient ID Re-attending between 3 & 9 months - Children	948	1,488	63.7%	63.0%	58.9%	57.6%
% of FP17s for the same patient ID Re-attending between 3 & 9 months - Adults	2,753	4,632	59.4%	54.4%	52.2%	50.1%
% of FP17s for Band 1 Urgent Courses	312	6,089	5.1%	7.3%	9.2%	9.1%
% of FP17s Relating to Free Repair or Replacements	72	6,089	1.2%	1.0%	1.0%	0.8%
% of FP17s Relating to Continuations	24	6,089	0.4%	1.3%	1.4%	1.2%
% of Patients satisfied with the dentistry they have received	5	6	N/A	93.9%	93.1%	92.8%
% of Patients satisfied with the time they had to wait for an appointment	5	6	N/A	90.0%	89.5%	88.7%

* This is based on patients treated on this contract for their most recent course of treatment. Figures in italics indicate the base number of FP17s or Patient Questionnaire responses are less than 100. N/A is shown where the base number of responses is less than 10 during the period. % is calculated as Quantity/Base number*100

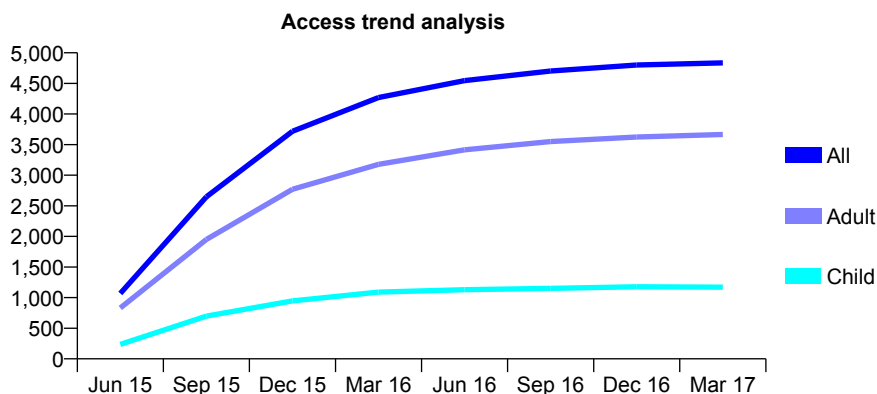
Q50 - Vital Signs At a Glance Contract Report for 174777/0001 - March 2017

Name or company name	Perfect 32 Dentistry
Contract type name	GDS Contract
Purpose of contract	General
Contract start date	10/04/2015
Contract end date	

16/17 Contracted general activity (UDA)	12,300
Carry forward general activity (UDA)	-33
16/17 Contracted orthodontic activity (UOA)	0
Carry forward orthodontic activity (UOA)	0
Baseline contract value	£353,399.02

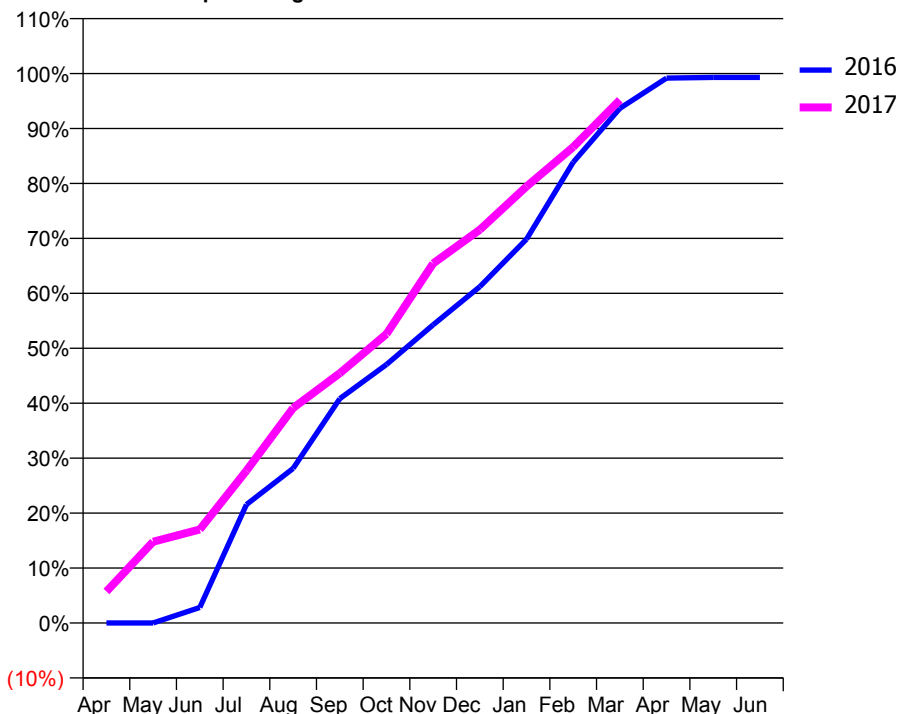
ACCESS*

Patients seen in 24 months	Total	Change since previous quarter
Quarter ending March 2016	4,268	
Quarter ending June 2016	4,545	↑
Quarter ending September 2016	4,702	↑
Quarter ending December 2016	4,801	↑
Quarter ending March 2017	4,836	→
Variance since March 2016	13.3%	↑



ACTIVITY

Cumulative percentage of contracted UDA delivered 2016 & 2017



Month	Adjusted Scheduled Activity (UDA)	
	2016	2017
April	0	707
May	0	1,818
June	338	2,095
July	2,585	3,412
August	3,375	4,814
September	4,897	5,592
October	5,643	6,471
November	6,510	8,049
December	7,342	8,804
January	8,377	9,771
February	10,057	10,655
March	11,233	11,708
April	11,894	
May	11,906	
June	11,906	

QUALITY

	Quantity	Base Number	Contract	AT	Region	England
% of FP17s for the same patient ID Re-attending within 3 months - Children	117	1,721	6.8%	10.2%	13.3%	12.3%
% of FP17s for the same patient ID Re-attending within 3 months - Adults	500	4,842	10.3%	13.7%	17.3%	16.7%
% of FP17s for the same patient ID Re-attending between 3 & 9 months - Children	1,082	1,721	62.9%	63.0%	58.9%	57.6%
% of FP17s for the same patient ID Re-attending between 3 & 9 months - Adults	3,018	4,842	62.3%	54.4%	52.2%	50.1%
% of FP17s for Band 1 Urgent Courses	491	6,124	8.0%	7.3%	9.2%	9.1%
% of FP17s Relating to Free Repair or Replacements	96	6,124	1.6%	1.0%	1.0%	0.8%
% of FP17s Relating to Continuations	29	6,124	0.5%	1.3%	1.4%	1.2%
% of Patients satisfied with the dentistry they have received	7	7	N/A	93.9%	93.1%	92.8%
% of Patients satisfied with the time they had to wait for an appointment	4	7	N/A	90.0%	89.5%	88.7%

* This is based on patients treated on this contract for their most recent course of treatment. Figures in italics indicate the base number of FP17s or Patient Questionnaire responses are less than 100. N/A is shown where the base number of responses is less than 10 during the period. % is calculated as Quantity/Base number*100

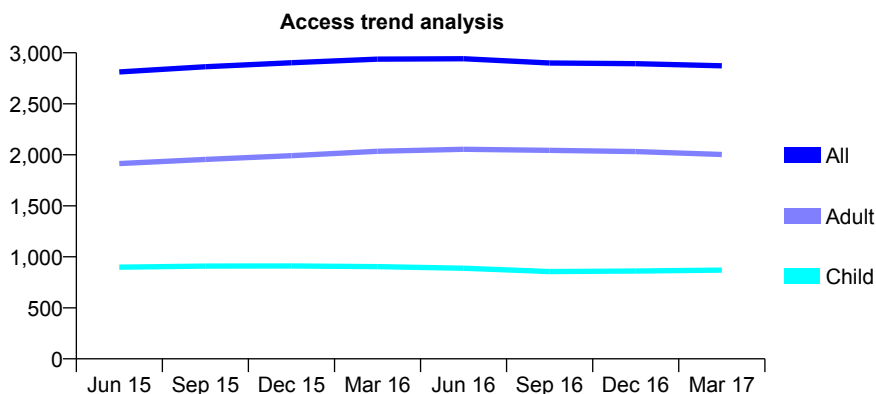
Q50 - Vital Signs At a Glance Contract Report for 175838/0001 - March 2017

Name or company name	Mr R A FROST & Mr N J RANNS
Contract type name	GDS Contract
Purpose of contract	General
Contract start date	01/05/2012
Contract end date	

16/17 Contracted general activity (UDA)	7,505
Carry forward general activity (UDA)	-150
16/17 Contracted orthodontic activity (UOA)	0
Carry forward orthodontic activity (UOA)	0
Baseline contract value	£210,067.94

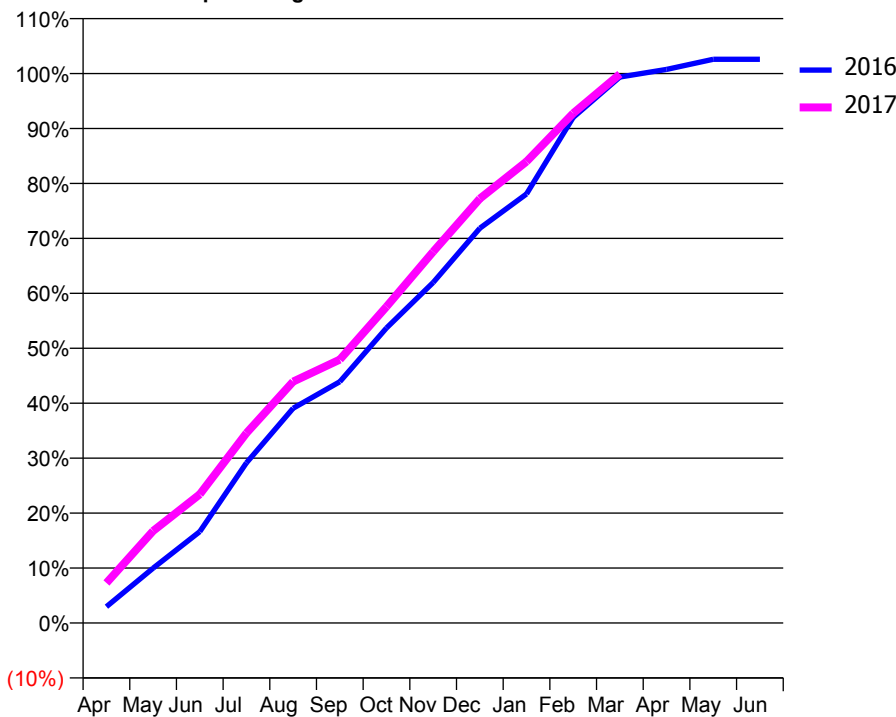
ACCESS*

Patients seen in 24 months	Total	Change since previous quarter
Quarter ending March 2016	2,938	
Quarter ending June 2016	2,942	→
Quarter ending September 2016	2,900	↓
Quarter ending December 2016	2,893	→
Quarter ending March 2017	2,873	→
Variance since March 2016	(2.2%)	↓



ACTIVITY

Cumulative percentage of contracted UDA delivered 2016 & 2017



Adjusted Scheduled Activity (UDA)

Month	2016	2017
April	223	548
May	749	1,258
June	1,248	1,758
July	2,188	2,595
August	2,933	3,298
September	3,295	3,598
October	4,029	4,321
November	4,651	5,072
December	5,392	5,797
January	5,861	6,302
February	6,905	6,961
March	7,456	7,498
April	7,562	
May	7,699	
June	7,699	

QUALITY

	Quantity	Base Number	Contract	AT	Region	England
% of FP17s for the same patient ID Re-attending within 3 months - Children	68	1,339	5.1%	10.2%	13.3%	12.3%
% of FP17s for the same patient ID Re-attending within 3 months - Adults	343	2,811	12.2%	13.7%	17.3%	16.7%
% of FP17s for the same patient ID Re-attending between 3 & 9 months - Children	891	1,339	66.5%	63.0%	58.9%	57.6%
% of FP17s for the same patient ID Re-attending between 3 & 9 months - Adults	1,671	2,811	59.4%	54.4%	52.2%	50.1%
% of FP17s for Band 1 Urgent Courses	274	3,987	6.9%	7.3%	9.2%	9.1%
% of FP17s Relating to Free Repair or Replacements	17	3,987	0.4%	1.0%	1.0%	0.8%
% of FP17s Relating to Continuations	26	3,987	0.7%	1.3%	1.4%	1.2%
% of Patients satisfied with the dentistry they have received	5	7	N/A	93.9%	93.1%	92.8%
% of Patients satisfied with the time they had to wait for an appointment	4	7	N/A	90.0%	89.5%	88.7%

* This is based on patients treated on this contract for their most recent course of treatment. Figures in italics indicate the base number of FP17s or Patient Questionnaire responses are less than 100. N/A is shown where the base number of responses is less than 10 during the period. % is calculated as Quantity/Base number*100

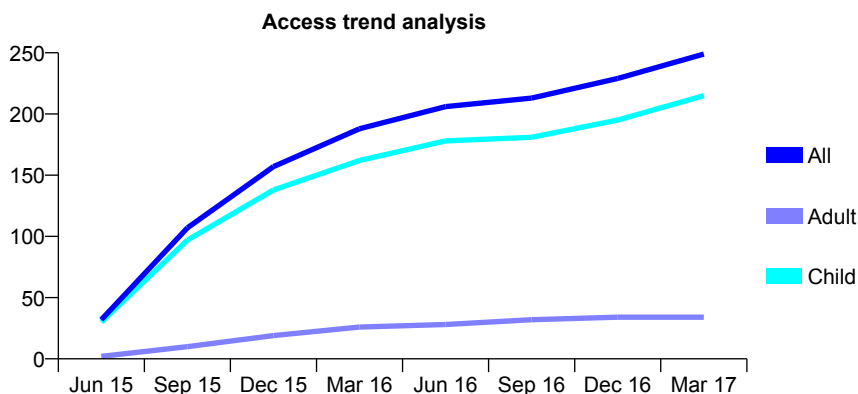
Q50 - Vital Signs At a Glance Contract Report for 177032/0001 - March 2017

Name or company name	Orchard House Dental Care
Contract type name	GDS Contract
Purpose of contract	General and Orthodontic
Contract start date	01/04/2015
Contract end date	

16/17 Contracted general activity (UDA)	390
Carry forward general activity (UDA)	-8
16/17 Contracted orthodontic activity (UOA)	134
Carry forward orthodontic activity (UOA)	0
Baseline contract value	£27,476.05

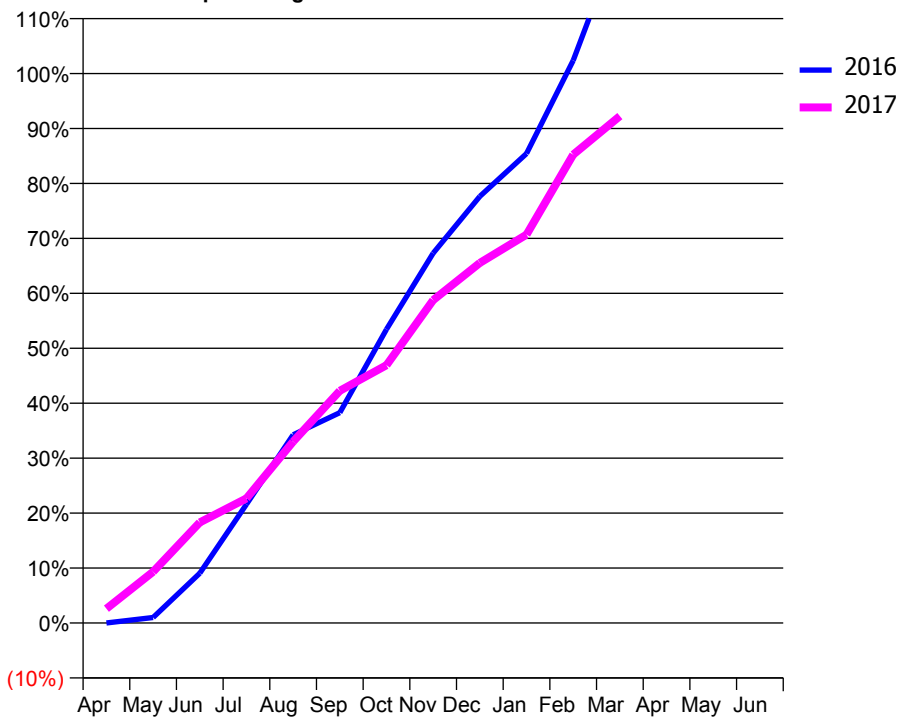
ACCESS*

Patients seen in 24 months	Total	Change since previous quarter
Quarter ending March 2016	188	
Quarter ending June 2016	206	↑
Quarter ending September 2016	213	↑
Quarter ending December 2016	229	↑
Quarter ending March 2017	249	↑
Variance since March 2016	32.4%	↑



ACTIVITY

Cumulative percentage of contracted UDA delivered 2016 & 2017



Month	Adjusted Scheduled Activity (UDA)	
	2016	2017
April	0	10
May	4	36
June	36	71
July	86	88
August	136	129
September	152	165
October	212	183
November	267	229
December	308	256
January	339	276
February	406	332
March	495	360
April	524	
May	527	
June	528	

QUALITY

	Quantity	Base Number	Contract	AT	Region	England
% of FP17s for the same patient ID Re-attending within 3 months - Children	36	359	10.0%	10.2%	13.3%	12.3%
% of FP17s for the same patient ID Re-attending within 3 months - Adults	1	20	5.0%	13.7%	17.3%	16.7%
% of FP17s for the same patient ID Re-attending between 3 & 9 months - Children	179	359	49.9%	63.0%	58.9%	57.6%
% of FP17s for the same patient ID Re-attending between 3 & 9 months - Adults	12	20	60.0%	54.4%	52.2%	50.1%
% of FP17s for Band 1 Urgent Courses	14	253	5.5%	7.3%	9.2%	9.1%
% of FP17s Relating to Free Repair or Replacements	0	253	0.0%	1.0%	1.0%	0.8%
% of FP17s Relating to Continuations	0	253	0.0%	1.3%	1.4%	1.2%
% of Patients satisfied with the dentistry they have received	0	0	N/A	93.9%	93.1%	92.8%
% of Patients satisfied with the time they had to wait for an appointment	0	0	N/A	90.0%	89.5%	88.7%

* This is based on patients treated on this contract for their most recent course of treatment. Figures in italics indicate the base number of FP17s or Patient Questionnaire responses are less than 100. N/A is shown where the base number of responses is less than 10 during the period. % is calculated as Quantity/Base number*100

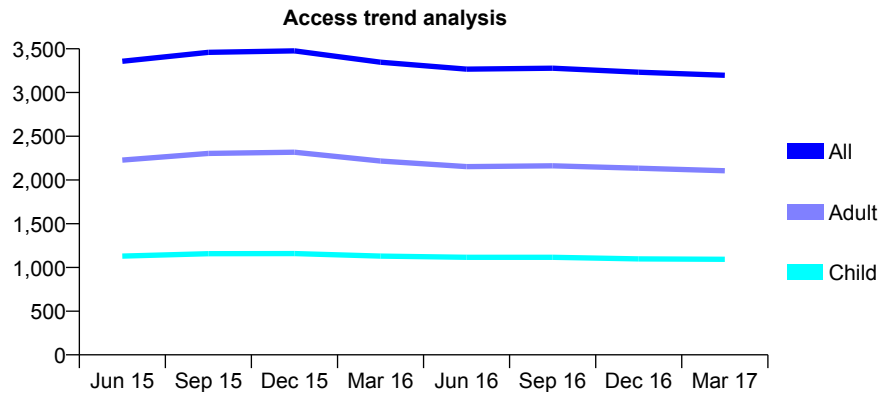
Q50 - Vital Signs At a Glance Contract Report for 177717/0001 - March 2017

Name or company name	Smile Lincs Ltd
Contract type name	GDS Contract
Purpose of contract	General
Contract start date	01/07/2007
Contract end date	

16/17 Contracted general activity (UDA)	9,473
Carry forward general activity (UDA)	193
16/17 Contracted orthodontic activity (UOA)	0
Carry forward orthodontic activity (UOA)	0
Baseline contract value	£231,878.73

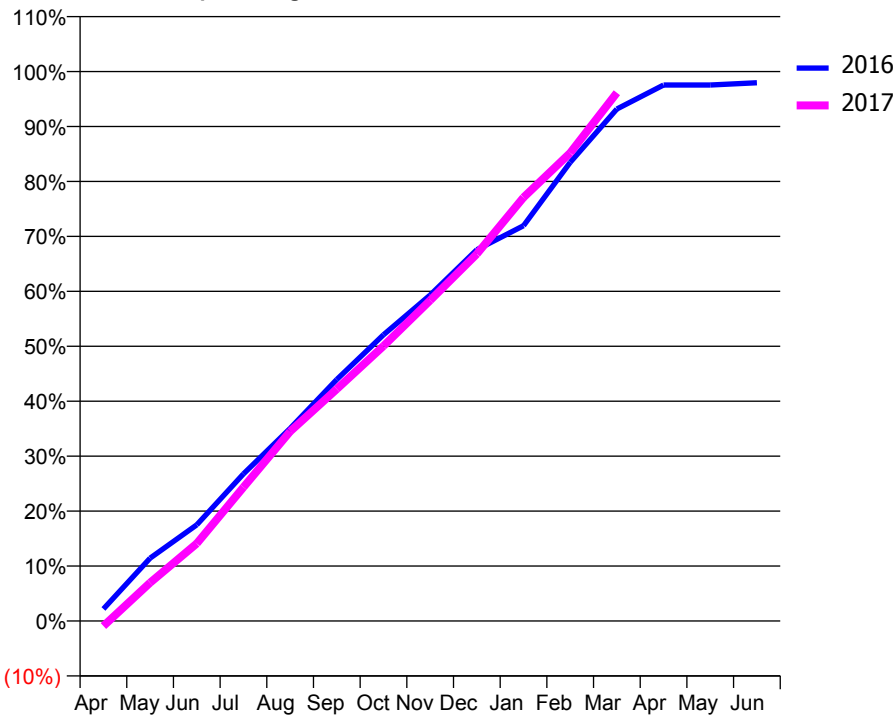
ACCESS*

Patients seen in 24 months	Total	Change since previous quarter
Quarter ending March 2016	3,346	
Quarter ending June 2016	3,267	↓
Quarter ending September 2016	3,278	→
Quarter ending December 2016	3,233	↓
Quarter ending March 2017	3,198	↓
Variance since March 2016	(4.4%)	↓



ACTIVITY

Cumulative percentage of contracted UDA delivered 2016 & 2017



Month	Adjusted Scheduled Activity (UDA)	
	2016	2017
April	209	-88
May	1,083	661
June	1,658	1,337
July	2,538	2,307
August	3,320	3,268
September	4,165	3,998
October	4,935	4,740
November	5,619	5,527
December	6,402	6,328
January	6,815	7,302
February	7,906	8,071
March	8,826	9,107
April	9,239	
May	9,239	
June	9,280	

QUALITY

	Quantity	Base Number	Contract	AT	Region	England
% of FP17s for the same patient ID Re-attending within 3 months - Children	189	1,572	12.0%	10.2%	13.3%	12.3%
% of FP17s for the same patient ID Re-attending within 3 months - Adults	429	2,568	16.7%	13.7%	17.3%	16.7%
% of FP17s for the same patient ID Re-attending between 3 & 9 months - Children	843	1,572	53.6%	63.0%	58.9%	57.6%
% of FP17s for the same patient ID Re-attending between 3 & 9 months - Adults	1,099	2,568	42.8%	54.4%	52.2%	50.1%
% of FP17s for Band 1 Urgent Courses	358	4,010	8.9%	7.3%	9.2%	9.1%
% of FP17s Relating to Free Repair or Replacements	32	4,010	0.8%	1.0%	1.0%	0.8%
% of FP17s Relating to Continuations	101	4,010	2.5%	1.3%	1.4%	1.2%
% of Patients satisfied with the dentistry they have received	8	9	N/A	93.9%	93.1%	92.8%
% of Patients satisfied with the time they had to wait for an appointment	8	9	N/A	90.0%	89.5%	88.7%

* This is based on patients treated on this contract for their most recent course of treatment. Figures in italics indicate the base number of FP17s or Patient Questionnaire responses are less than 100. N/A is shown where the base number of responses is less than 10 during the period. % is calculated as Quantity/Base number*100

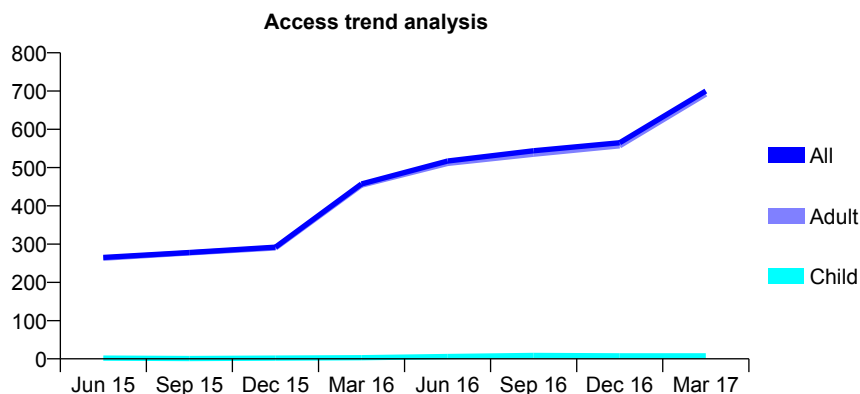
Q50 - Vital Signs At a Glance Contract Report for 177717/0002 - March 2017

Name or company name	Smile Lincs Ltd
Contract type name	PDS Contract
Purpose of contract	General
Contract start date	01/01/2011
Contract end date	31/12/2020

16/17 Contracted general activity (UDA)	1,632
Carry forward general activity (UDA)	-33
16/17 Contracted orthodontic activity (UOA)	0
Carry forward orthodontic activity (UOA)	0
Baseline contract value	£164,753.37

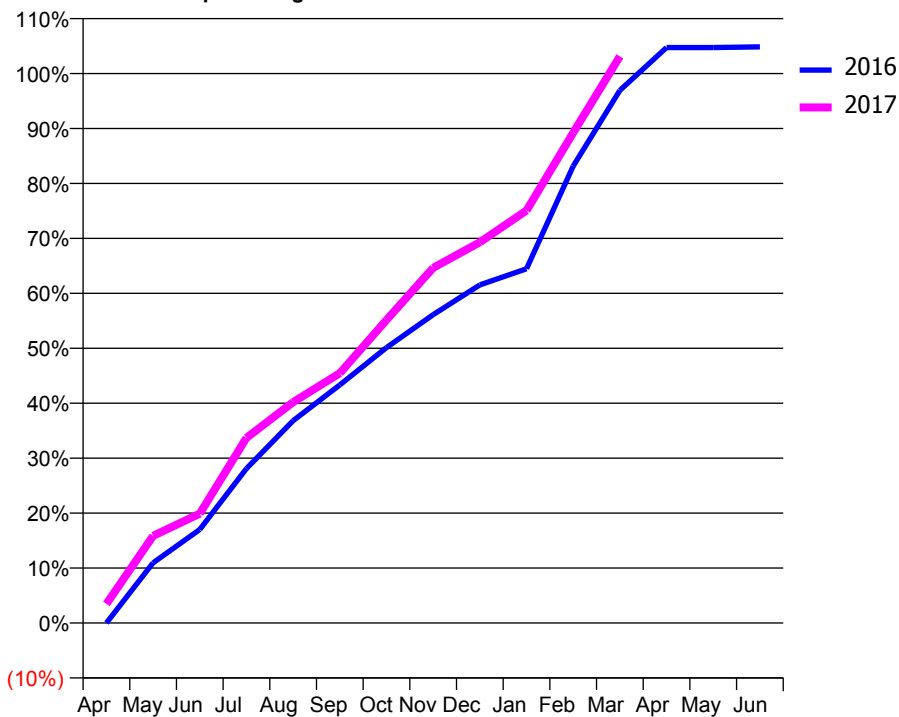
ACCESS*

Patients seen in 24 months	Total	Change since previous quarter
Quarter ending March 2016	457	
Quarter ending June 2016	517	↑
Quarter ending September 2016	544	↑
Quarter ending December 2016	565	↑
Quarter ending March 2017	700	↑
Variance since March 2016	53.2%	↑



ACTIVITY

Cumulative percentage of contracted UDA delivered 2016 & 2017



Month	Adjusted Scheduled Activity (UDA)	
	2016	2017
April	0	57
May	179	259
June	278	325
July	459	550
August	601	656
September	707	742
October	818	900
November	916	1,055
December	1,004	1,131
January	1,052	1,225
February	1,357	1,456
March	1,582	1,683
April	1,709	
May	1,709	
June	1,711	

QUALITY

	Quantity	Base Number	Contract	AT	Region	England
% of FP17s for the same patient ID Re-attending within 3 months - Children	1	14	7.1%	10.2%	13.3%	12.3%
% of FP17s for the same patient ID Re-attending within 3 months - Adults	14	703	2.0%	13.7%	17.3%	16.7%
% of FP17s for the same patient ID Re-attending between 3 & 9 months - Children	0	14	0.0%	63.0%	58.9%	57.6%
% of FP17s for the same patient ID Re-attending between 3 & 9 months - Adults	10	703	1.4%	54.4%	52.2%	50.1%
% of FP17s for Band 1 Urgent Courses	0	662	0.0%	7.3%	9.2%	9.1%
% of FP17s Relating to Free Repair or Replacements	0	662	0.0%	1.0%	1.0%	0.8%
% of FP17s Relating to Continuations	0	662	0.0%	1.3%	1.4%	1.2%
% of Patients satisfied with the dentistry they have received	1	1	N/A	93.9%	93.1%	92.8%
% of Patients satisfied with the time they had to wait for an appointment	0	1	N/A	90.0%	89.5%	88.7%

* This is based on patients treated on this contract for their most recent course of treatment. Figures in italics indicate the base number of FP17s or Patient Questionnaire responses are less than 100. N/A is shown where the base number of responses is less than 10 during the period. % is calculated as Quantity/Base number*100

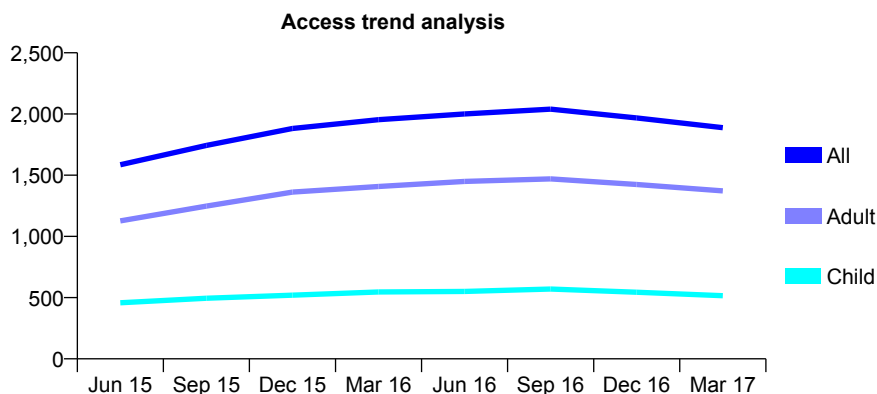
Q50 - Vital Signs At a Glance Contract Report for 178691/0001 - March 2017

Name or company name	The Regent Street Dental Practice
Contract type name	GDS Contract
Purpose of contract	General and Orthodontic
Contract start date	01/10/2014
Contract end date	

16/17 Contracted general activity (UDA)	5,508
Carry forward general activity (UDA)	26
16/17 Contracted orthodontic activity (UOA)	221
Carry forward orthodontic activity (UOA)	-8
Baseline contract value	£160,946.79

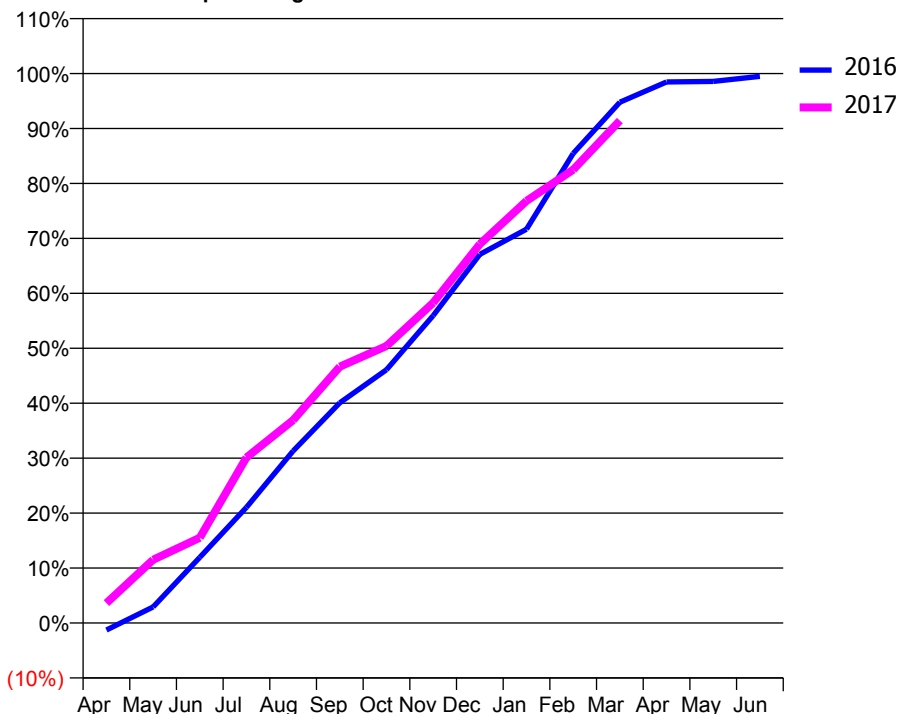
ACCESS*

Patients seen in 24 months	Total	Change since previous quarter
Quarter ending March 2016	1,954	
Quarter ending June 2016	2,000	↑
Quarter ending September 2016	2,040	↑
Quarter ending December 2016	1,968	↓
Quarter ending March 2017	1,888	↓
Variance since March 2016	(3.4%)	↓



ACTIVITY

Cumulative percentage of contracted UDA delivered 2016 & 2017



Month	Adjusted Scheduled Activity (UDA)	
	2016	2017
April	-64	200
May	144	635
June	593	855
July	1,044	1,660
August	1,553	2,033
September	1,987	2,570
October	2,285	2,777
November	2,774	3,210
December	3,326	3,798
January	3,553	4,231
February	4,237	4,543
March	4,699	5,036
April	4,881	
May	4,887	
June	4,932	

QUALITY

	Quantity	Base Number	Contract	AT	Region	England
% of FP17s for the same patient ID Re-attending within 3 months - Children	61	866	7.0%	10.2%	13.3%	12.3%
% of FP17s for the same patient ID Re-attending within 3 months - Adults	478	2,420	19.8%	13.7%	17.3%	16.7%
% of FP17s for the same patient ID Re-attending between 3 & 9 months - Children	639	866	73.8%	63.0%	58.9%	57.6%
% of FP17s for the same patient ID Re-attending between 3 & 9 months - Adults	1,570	2,420	64.9%	54.4%	52.2%	50.1%
% of FP17s for Band 1 Urgent Courses	199	3,102	6.4%	7.3%	9.2%	9.1%
% of FP17s Relating to Free Repair or Replacements	79	3,102	2.5%	1.0%	1.0%	0.8%
% of FP17s Relating to Continuations	12	3,102	0.4%	1.3%	1.4%	1.2%
% of Patients satisfied with the dentistry they have received	4	4	N/A	93.9%	93.1%	92.8%
% of Patients satisfied with the time they had to wait for an appointment	4	4	N/A	90.0%	89.5%	88.7%

* This is based on patients treated on this contract for their most recent course of treatment. Figures in italics indicate the base number of FP17s or Patient Questionnaire responses are less than 100. N/A is shown where the base number of responses is less than 10 during the period. % is calculated as Quantity/Base number*100

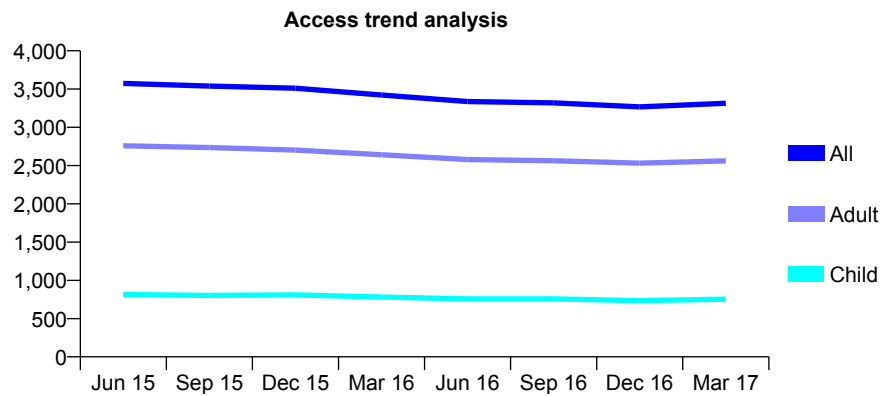
Q50 - Vital Signs At a Glance Contract Report for 178780/0001 - March 2017

Name or company name	Scarborough Dental Care Limited
Contract type name	GDS Contract
Purpose of contract	General
Contract start date	01/09/2008
Contract end date	

16/17 Contracted general activity (UDA)	8,780
Carry forward general activity (UDA)	-176
16/17 Contracted orthodontic activity (UOA)	0
Carry forward orthodontic activity (UOA)	0
Baseline contract value	£255,432.16

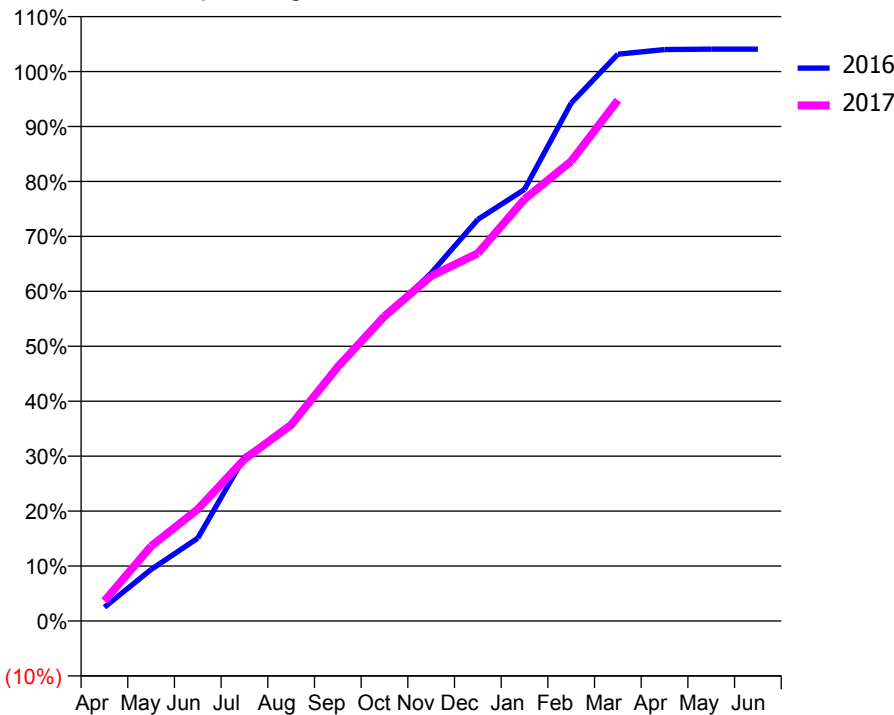
ACCESS*

Patients seen in 24 months	Total	Change since previous quarter
Quarter ending March 2016	3,423	
Quarter ending June 2016	3,336	↓
Quarter ending September 2016	3,320	→
Quarter ending December 2016	3,267	↓
Quarter ending March 2017	3,315	→
Variance since March 2016	(3.2%)	↓



ACTIVITY

Cumulative percentage of contracted UDA delivered 2016 & 2017



Month	Adjusted Scheduled Activity (UDA)	
	2016	2017
April	220	322
May	823	1,196
June	1,324	1,787
July	2,620	2,585
August	3,108	3,135
September	4,084	4,062
October	4,843	4,871
November	5,560	5,513
December	6,416	5,875
January	6,896	6,741
February	8,277	7,348
March	9,057	8,322
April	9,131	
May	9,138	
June	9,138	

QUALITY

	Quantity	Base Number	Contract	AT	Region	England
% of FP17s for the same patient ID Re-attending within 3 months - Children	111	1,244	8.9%	10.2%	13.3%	12.3%
% of FP17s for the same patient ID Re-attending within 3 months - Adults	812	4,234	19.2%	13.7%	17.3%	16.7%
% of FP17s for the same patient ID Re-attending between 3 & 9 months - Children	803	1,244	64.5%	63.0%	58.9%	57.6%
% of FP17s for the same patient ID Re-attending between 3 & 9 months - Adults	2,461	4,234	58.1%	54.4%	52.2%	50.1%
% of FP17s for Band 1 Urgent Courses	511	4,667	10.9%	7.3%	9.2%	9.1%
% of FP17s Relating to Free Repair or Replacements	59	4,667	1.3%	1.0%	1.0%	0.8%
% of FP17s Relating to Continuations	114	4,667	2.4%	1.3%	1.4%	1.2%
% of Patients satisfied with the dentistry they have received	3	4	N/A	93.9%	93.1%	92.8%
% of Patients satisfied with the time they had to wait for an appointment	4	4	N/A	90.0%	89.5%	88.7%

* This is based on patients treated on this contract for their most recent course of treatment. Figures in italics indicate the base number of FP17s or Patient Questionnaire responses are less than 100. N/A is shown where the base number of responses is less than 10 during the period. % is calculated as Quantity/Base number*100

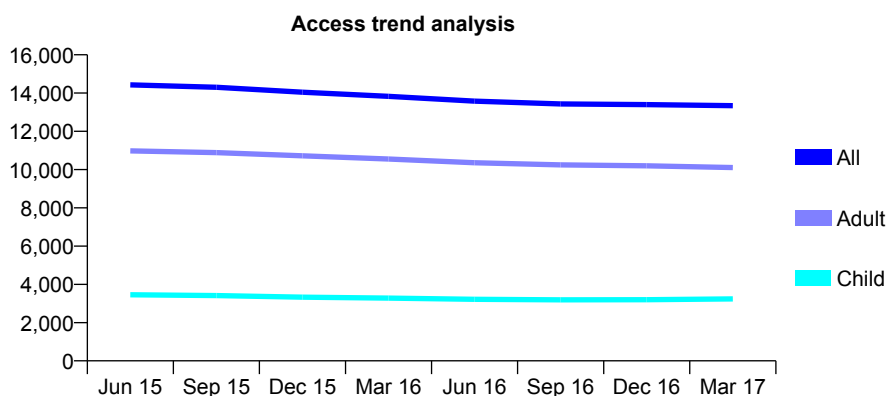
Q50 - Vital Signs At a Glance Contract Report for 179582/0001 - March 2017

Name or company name	Abbey Dental Care
Contract type name	GDS Contract
Purpose of contract	General
Contract start date	01/02/2012
Contract end date	

16/17 Contracted general activity (UDA)	40,900
Carry forward general activity (UDA)	0
16/17 Contracted orthodontic activity (UOA)	0
Carry forward orthodontic activity (UOA)	0
Baseline contract value	£1,189,417.71

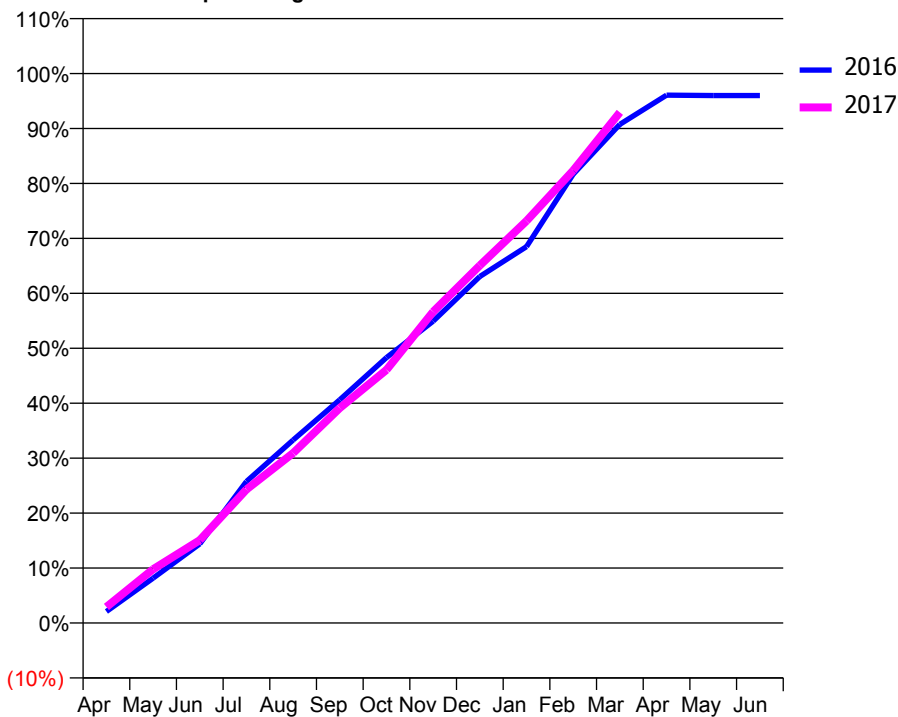
ACCESS*

Patients seen in 24 months	Total	Change since previous quarter
Quarter ending March 2016	13,830	
Quarter ending June 2016	13,576	↓
Quarter ending September 2016	13,433	↓
Quarter ending December 2016	13,396	→
Quarter ending March 2017	13,341	→
Variance since March 2016	(3.5%)	↓



ACTIVITY

Cumulative percentage of contracted UDA delivered 2016 & 2017



Month	Adjusted Scheduled Activity (UDA)	
	2016	2017
April	861	1,197
May	3,340	4,007
June	5,887	6,170
July	10,539	9,938
August	13,624	12,654
September	16,620	16,001
October	19,758	18,847
November	22,465	23,174
December	25,786	26,618
January	28,015	29,930
February	33,401	33,679
March	37,119	38,010
April	39,287	
May	39,261	
June	39,258	

QUALITY

	Quantity	Base Number	Contract	AT	Region	England
% of FP17s for the same patient ID Re-attending within 3 months - Children	616	5,766	10.7%	10.2%	13.3%	12.3%
% of FP17s for the same patient ID Re-attending within 3 months - Adults	3,133	16,790	18.7%	13.7%	17.3%	16.7%
% of FP17s for the same patient ID Re-attending between 3 & 9 months - Children	3,835	5,766	66.5%	63.0%	58.9%	57.6%
% of FP17s for the same patient ID Re-attending between 3 & 9 months - Adults	10,041	16,790	59.8%	54.4%	52.2%	50.1%
% of FP17s for Band 1 Urgent Courses	1,601	21,647	7.4%	7.3%	9.2%	9.1%
% of FP17s Relating to Free Repair or Replacements	255	21,647	1.2%	1.0%	1.0%	0.8%
% of FP17s Relating to Continuations	190	21,647	0.9%	1.3%	1.4%	1.2%
% of Patients satisfied with the dentistry they have received	26	28	92.9%	93.9%	93.1%	92.8%
% of Patients satisfied with the time they had to wait for an appointment	25	28	89.3%	90.0%	89.5%	88.7%

* This is based on patients treated on this contract for their most recent course of treatment. Figures in italics indicate the base number of FP17s or Patient Questionnaire responses are less than 100. N/A is shown where the base number of responses is less than 10 during the period. % is calculated as Quantity/Base number*100

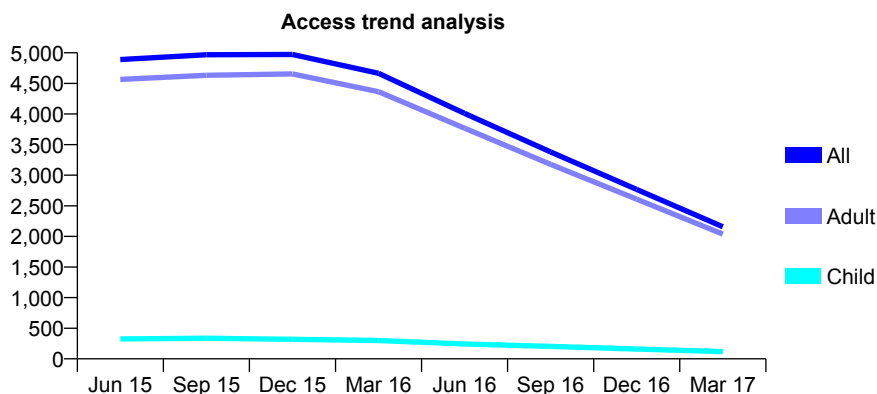
Q50 - Vital Signs At a Glance Contract Report for 180785/0001 - March 2017

Name or company name	Emergency Dental Services Limited
Contract type name	PDS Contract
Purpose of contract	General
Contract start date	02/08/2011
Contract end date	

16/17 Contracted general activity (UDA)	5,000
Carry forward general activity (UDA)	0
16/17 Contracted orthodontic activity (UOA)	0
Carry forward orthodontic activity (UOA)	0
Baseline contract value	£357,189.25

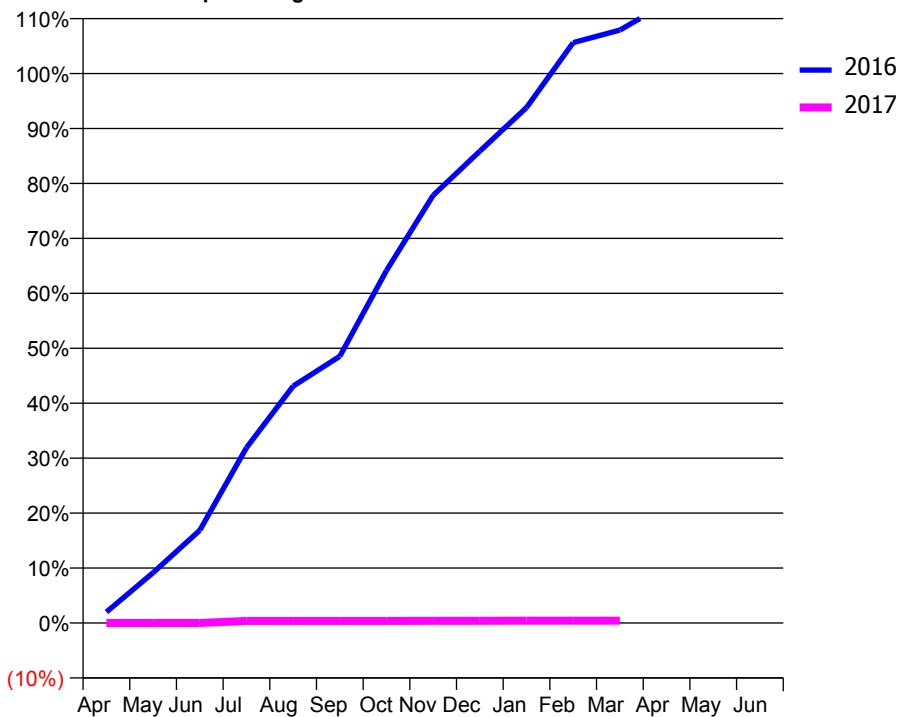
ACCESS*

Patients seen in 24 months	Total	Change since previous quarter
Quarter ending March 2016	4,666	
Quarter ending June 2016	4,010	↓
Quarter ending September 2016	3,380	↓
Quarter ending December 2016	2,769	↓
Quarter ending March 2017	2,157	↓
Variance since March 2016	(53.8%)	↓



ACTIVITY

Cumulative percentage of contracted UDA delivered 2016 & 2017



Month	Adjusted Scheduled Activity (UDA)	
	2016	2017
April	100	0
May	458	0
June	844	0
July	1,595	19
August	2,155	19
September	2,428	19
October	3,208	19
November	3,892	20
December	4,294	20
January	4,690	22
February	5,281	22
March	5,395	22
April	5,639	
May	5,639	
June	5,639	

QUALITY

	Quantity	Base Number	Contract	AT	Region	England
% of FP17s for the same patient ID Re-attending within 3 months - Children	4	22	18.2%	10.2%	13.3%	12.3%
% of FP17s for the same patient ID Re-attending within 3 months - Adults	28	201	13.9%	13.7%	17.3%	16.7%
% of FP17s for the same patient ID Re-attending between 3 & 9 months - Children	0	22	0.0%	63.0%	58.9%	57.6%
% of FP17s for the same patient ID Re-attending between 3 & 9 months - Adults	13	201	6.5%	54.4%	52.2%	50.1%
% of FP17s for Band 1 Urgent Courses	17	18	94.4%	7.3%	9.2%	9.1%
% of FP17s Relating to Free Repair or Replacements	0	18	0.0%	1.0%	1.0%	0.8%
% of FP17s Relating to Continuations	0	18	0.0%	1.3%	1.4%	1.2%
% of Patients satisfied with the dentistry they have received	0	0	N/A	93.9%	93.1%	92.8%
% of Patients satisfied with the time they had to wait for an appointment	0	0	N/A	90.0%	89.5%	88.7%

* This is based on patients treated on this contract for their most recent course of treatment. Figures in italics indicate the base number of FP17s or Patient Questionnaire responses are less than 100. N/A is shown where the base number of responses is less than 10 during the period. % is calculated as Quantity/Base number*100

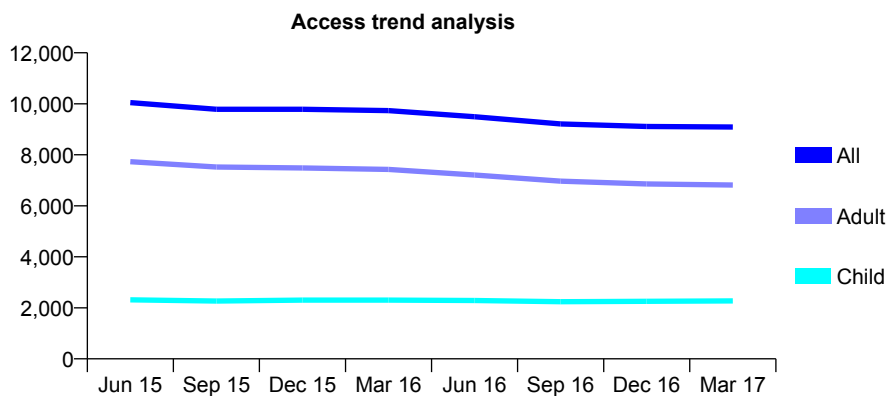
Q50 - Vital Signs At a Glance Contract Report for 180904/0003 - March 2017

Name or company name	Perfect Smile Clinic (UK) ltd
Contract type name	GDS Contract
Purpose of contract	General
Contract start date	25/06/2012
Contract end date	

16/17 Contracted general activity (UDA)	32,500
Carry forward general activity (UDA)	0
16/17 Contracted orthodontic activity (UOA)	0
Carry forward orthodontic activity (UOA)	0
Baseline contract value	£824,956.00

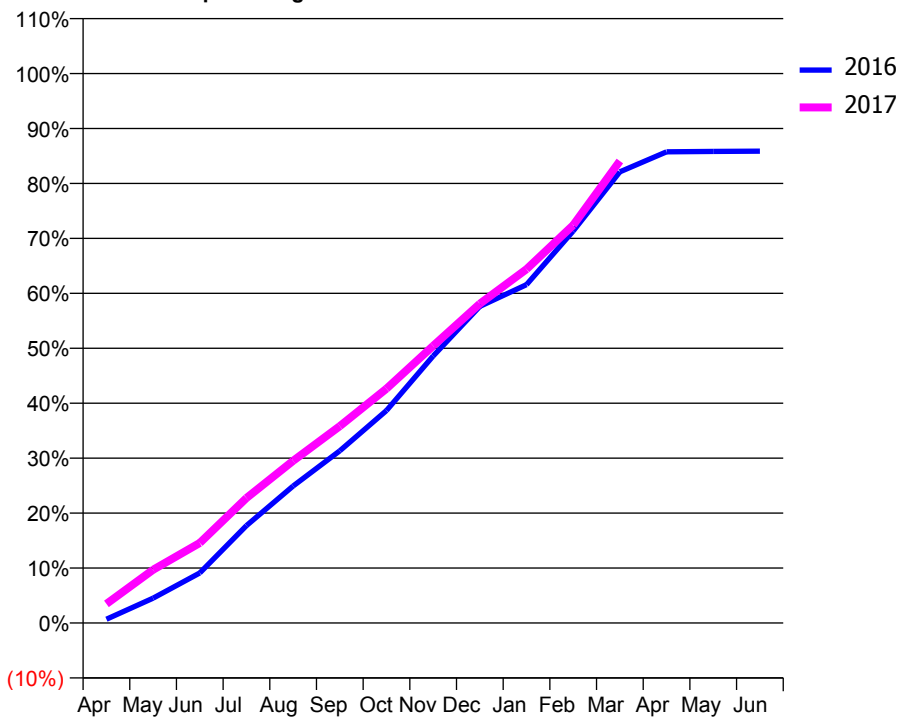
ACCESS*

Patients seen in 24 months	Total	Change since previous quarter
Quarter ending March 2016	9,733	
Quarter ending June 2016	9,492	↓
Quarter ending September 2016	9,208	↓
Quarter ending December 2016	9,111	↓
Quarter ending March 2017	9,090	→
Variance since March 2016	(6.6%)	↓



ACTIVITY

Cumulative percentage of contracted UDA delivered 2016 & 2017



Month	Adjusted Scheduled Activity (UDA)	
	2016	2017
April	223	1,130
May	1,469	3,152
June	2,963	4,733
July	5,765	7,396
August	8,107	9,598
September	10,187	11,648
October	12,568	13,858
November	15,789	16,390
December	18,726	18,881
January	20,013	20,931
February	23,185	23,533
March	26,686	27,325
April	27,869	
May	27,889	
June	27,911	

QUALITY

	Quantity	Base Number	Contract	AT	Region	England
% of FP17s for the same patient ID Re-attending within 3 months - Children	333	3,869	8.6%	10.2%	13.3%	12.3%
% of FP17s for the same patient ID Re-attending within 3 months - Adults	1,639	10,815	15.2%	13.7%	17.3%	16.7%
% of FP17s for the same patient ID Re-attending between 3 & 9 months - Children	2,646	3,869	68.4%	63.0%	58.9%	57.6%
% of FP17s for the same patient ID Re-attending between 3 & 9 months - Adults	6,997	10,815	64.7%	54.4%	52.2%	50.1%
% of FP17s for Band 1 Urgent Courses	1,138	13,730	8.3%	7.3%	9.2%	9.1%
% of FP17s Relating to Free Repair or Replacements	138	13,730	1.0%	1.0%	1.0%	0.8%
% of FP17s Relating to Continuations	113	13,730	0.8%	1.3%	1.4%	1.2%
% of Patients satisfied with the dentistry they have received	14	14	100.0%	93.9%	93.1%	92.8%
% of Patients satisfied with the time they had to wait for an appointment	12	14	85.7%	90.0%	89.5%	88.7%

* This is based on patients treated on this contract for their most recent course of treatment. Figures in italics indicate the base number of FP17s or Patient Questionnaire responses are less than 100. N/A is shown where the base number of responses is less than 10 during the period. % is calculated as Quantity/Base number*100

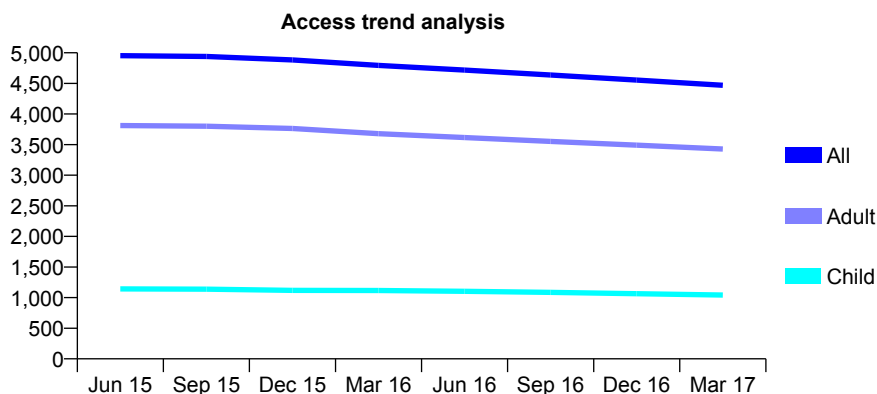
Q50 - Vital Signs At a Glance Contract Report for 182176/0001 - March 2017

Name or company name	Snaith Dental Care
Contract type name	GDS Contract
Purpose of contract	General
Contract start date	11/01/2010
Contract end date	

16/17 Contracted general activity (UDA)	15,000
Carry forward general activity (UDA)	294
16/17 Contracted orthodontic activity (UOA)	0
Carry forward orthodontic activity (UOA)	0
Baseline contract value	£386,699.05

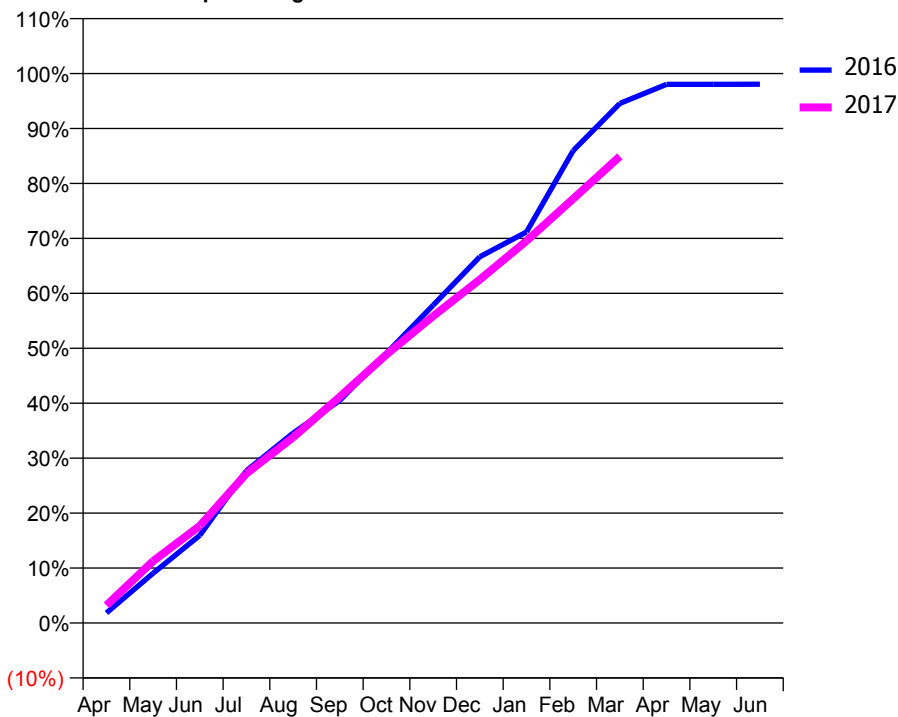
ACCESS*

Patients seen in 24 months	Total	Change since previous quarter
Quarter ending March 2016	4,794	
Quarter ending June 2016	4,718	↓
Quarter ending September 2016	4,637	↓
Quarter ending December 2016	4,555	↓
Quarter ending March 2017	4,470	↓
Variance since March 2016	(6.8%)	↓



ACTIVITY

Cumulative percentage of contracted UDA delivered 2016 & 2017



Month	Adjusted Scheduled Activity (UDA)	
	2016	2017
April	276	483
May	1,360	1,691
June	2,395	2,651
July	4,158	4,081
August	5,184	5,069
September	6,078	6,175
October	7,366	7,328
November	8,676	8,377
December	9,999	9,375
January	10,674	10,430
February	12,896	11,580
March	14,184	12,737
April	14,705	
May	14,705	
June	14,706	

QUALITY

	Quantity	Base Number	Contract	AT	Region	England
% of FP17s for the same patient ID Re-attending within 3 months - Children	199	1,896	10.5%	10.2%	13.3%	12.3%
% of FP17s for the same patient ID Re-attending within 3 months - Adults	1,180	6,023	19.6%	13.7%	17.3%	16.7%
% of FP17s for the same patient ID Re-attending between 3 & 9 months - Children	1,371	1,896	72.3%	63.0%	58.9%	57.6%
% of FP17s for the same patient ID Re-attending between 3 & 9 months - Adults	4,020	6,023	66.7%	54.4%	52.2%	50.1%
% of FP17s for Band 1 Urgent Courses	762	7,618	10.0%	7.3%	9.2%	9.1%
% of FP17s Relating to Free Repair or Replacements	206	7,618	2.7%	1.0%	1.0%	0.8%
% of FP17s Relating to Continuations	76	7,618	1.0%	1.3%	1.4%	1.2%
% of Patients satisfied with the dentistry they have received	28	30	93.3%	93.9%	93.1%	92.8%
% of Patients satisfied with the time they had to wait for an appointment	27	30	90.0%	90.0%	89.5%	88.7%

* This is based on patients treated on this contract for their most recent course of treatment. Figures in italics indicate the base number of FP17s or Patient Questionnaire responses are less than 100. N/A is shown where the base number of responses is less than 10 during the period. % is calculated as Quantity/Base number*100

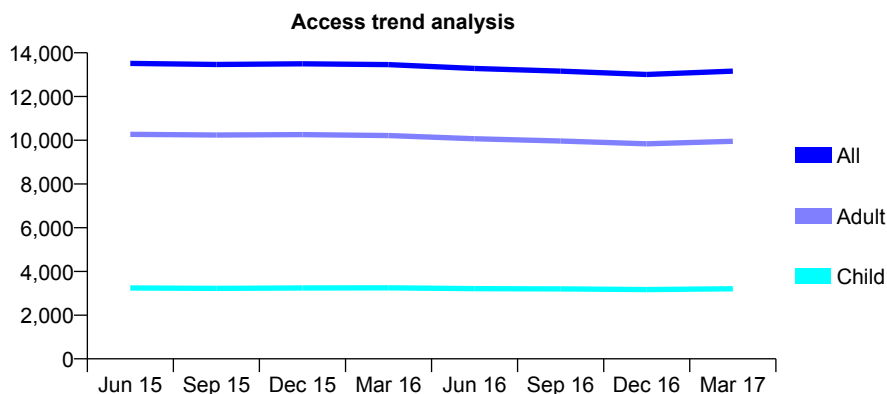
Q50 - Vital Signs At a Glance Contract Report for 183679/0001 - March 2017

Name or company name	Hessle Grange Dental Care Ltd.
Contract type name	GDS Contract
Purpose of contract	General
Contract start date	01/07/2008
Contract end date	

16/17 Contracted general activity (UDA)	33,167
Carry forward general activity (UDA)	-471
16/17 Contracted orthodontic activity (UOA)	0
Carry forward orthodontic activity (UOA)	0
Baseline contract value	£978,790.68

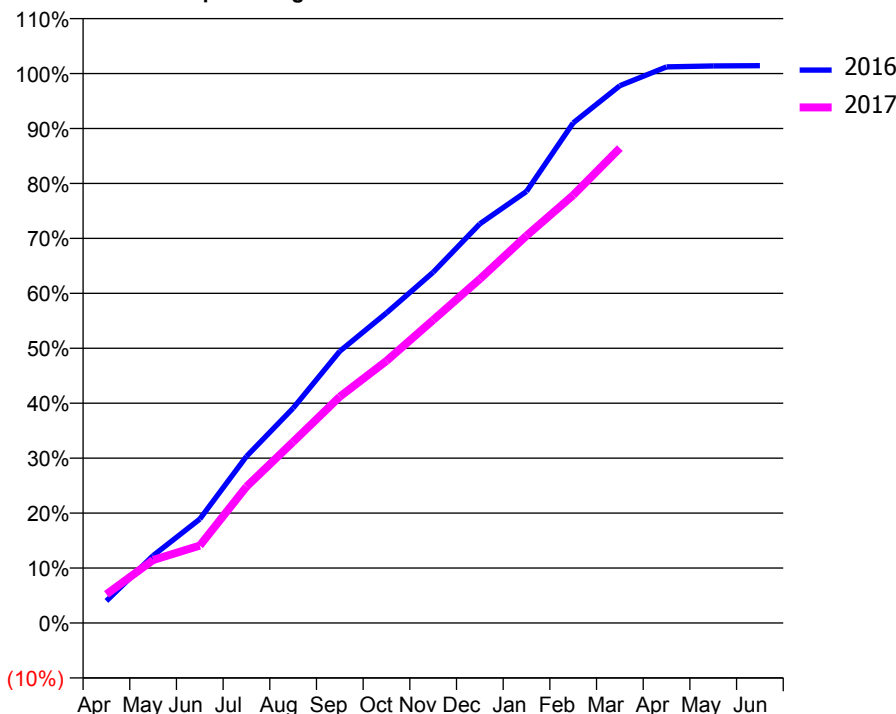
ACCESS*

Patients seen in 24 months	Total	Change since previous quarter
Quarter ending March 2016	13,463	
Quarter ending June 2016	13,283	↓
Quarter ending September 2016	13,164	→
Quarter ending December 2016	13,009	↓
Quarter ending March 2017	13,160	→
Variance since March 2016	(2.3%)	↓



ACTIVITY

Cumulative percentage of contracted UDA delivered 2016 & 2017



Month	2016	2017
April	1,333	1,731
May	4,069	3,803
June	6,276	4,669
July	10,059	8,233
August	12,968	10,937
September	16,410	13,664
October	18,717	15,817
November	21,176	18,289
December	24,090	20,758
January	26,051	23,375
February	30,185	25,825
March	32,432	28,662
April	33,565	
May	33,620	
June	33,638	

QUALITY

	Quantity	Base Number	Contract	AT	Region	England
% of FP17s for the same patient ID Re-attending within 3 months - Children	322	5,025	6.4%	10.2%	13.3%	12.3%
% of FP17s for the same patient ID Re-attending within 3 months - Adults	1,612	13,202	12.2%	13.7%	17.3%	16.7%
% of FP17s for the same patient ID Re-attending between 3 & 9 months - Children	3,397	5,025	67.6%	63.0%	58.9%	57.6%
% of FP17s for the same patient ID Re-attending between 3 & 9 months - Adults	5,417	13,202	41.0%	54.4%	52.2%	50.1%
% of FP17s for Band 1 Urgent Courses	1,551	16,494	9.4%	7.3%	9.2%	9.1%
% of FP17s Relating to Free Repair or Replacements	212	16,494	1.3%	1.0%	1.0%	0.8%
% of FP17s Relating to Continuations	196	16,494	1.2%	1.3%	1.4%	1.2%
% of Patients satisfied with the dentistry they have received	21	22	95.5%	93.9%	93.1%	92.8%
% of Patients satisfied with the time they had to wait for an appointment	19	22	86.4%	90.0%	89.5%	88.7%

* This is based on patients treated on this contract for their most recent course of treatment. Figures in italics indicate the base number of FP17s or Patient Questionnaire responses are less than 100. N/A is shown where the base number of responses is less than 10 during the period. % is calculated as Quantity/Base number*100

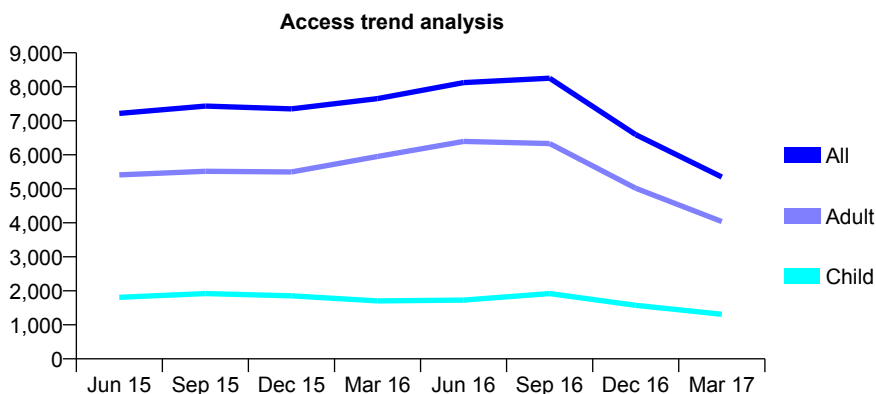
Q50 - Vital Signs At a Glance Contract Report for 189995/0001 - March 2017

Name or company name	Priory House Dental Care Ltd.
Contract type name	GDS Contract
Purpose of contract	General
Contract start date	01/04/2009
Contract end date	

16/17 Contracted general activity (UDA)	18,750
Carry forward general activity (UDA)	78
16/17 Contracted orthodontic activity (UOA)	0
Carry forward orthodontic activity (UOA)	0
Baseline contract value	£498,258.66

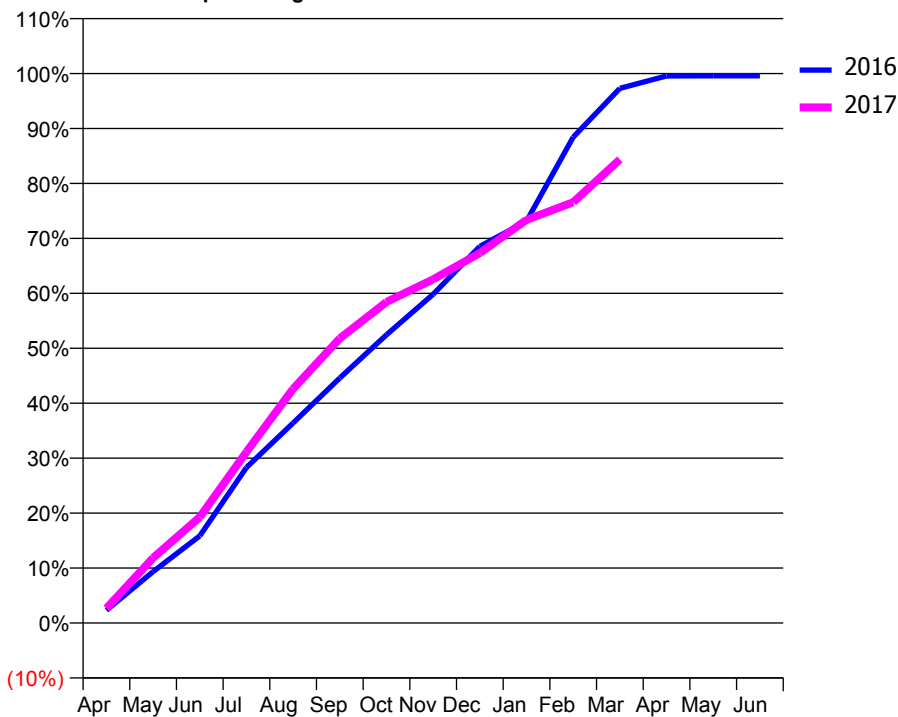
ACCESS*

Patients seen in 24 months	Total	Change since previous quarter
Quarter ending March 2016	7,654	
Quarter ending June 2016	8,122	↑
Quarter ending September 2016	8,253	→
Quarter ending December 2016	6,593	↓
Quarter ending March 2017	5,349	↓
Variance since March 2016	(30.1%)	↓



ACTIVITY

Cumulative percentage of contracted UDA delivered 2016 & 2017



Month	Adjusted Scheduled Activity (UDA)	
	2016	2017
April	434	505
May	1,755	2,224
June	2,971	3,617
July	5,308	5,839
August	6,827	7,990
September	8,361	9,711
October	9,835	10,956
November	11,217	11,728
December	12,852	12,625
January	13,711	13,758
February	16,576	14,358
March	18,243	15,820
April	18,668	
May	18,669	
June	18,672	

QUALITY

	Quantity	Base Number	Contract	AT	Region	England
% of FP17s for the same patient ID Re-attending within 3 months - Children	88	2,367	3.7%	10.2%	13.3%	12.3%
% of FP17s for the same patient ID Re-attending within 3 months - Adults	594	7,385	8.0%	13.7%	17.3%	16.7%
% of FP17s for the same patient ID Re-attending between 3 & 9 months - Children	1,028	2,367	43.4%	63.0%	58.9%	57.6%
% of FP17s for the same patient ID Re-attending between 3 & 9 months - Adults	3,012	7,385	40.8%	54.4%	52.2%	50.1%
% of FP17s for Band 1 Urgent Courses	616	8,786	7.0%	7.3%	9.2%	9.1%
% of FP17s Relating to Free Repair or Replacements	82	8,786	0.9%	1.0%	1.0%	0.8%
% of FP17s Relating to Continuations	43	8,786	0.5%	1.3%	1.4%	1.2%
% of Patients satisfied with the dentistry they have received	21	21	100.0%	93.9%	93.1%	92.8%
% of Patients satisfied with the time they had to wait for an appointment	18	21	85.7%	90.0%	89.5%	88.7%

* This is based on patients treated on this contract for their most recent course of treatment. Figures in italics indicate the base number of FP17s or Patient Questionnaire responses are less than 100. N/A is shown where the base number of responses is less than 10 during the period. % is calculated as Quantity/Base number*100

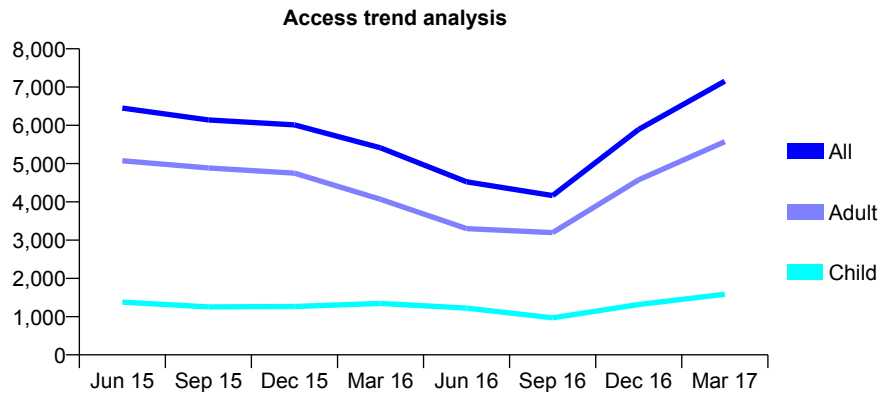
Q50 - Vital Signs At a Glance Contract Report for 189995/0002 - March 2017

Name or company name	Priory House Dental Care Ltd.
Contract type name	PDS Plus Contract
Purpose of contract	General
Contract start date	01/01/2011
Contract end date	31/07/2017

16/17 Contracted general activity (UDA)	18,000
Carry forward general activity (UDA)	0
16/17 Contracted orthodontic activity (UOA)	0
Carry forward orthodontic activity (UOA)	0
Baseline contract value	£480,978.29

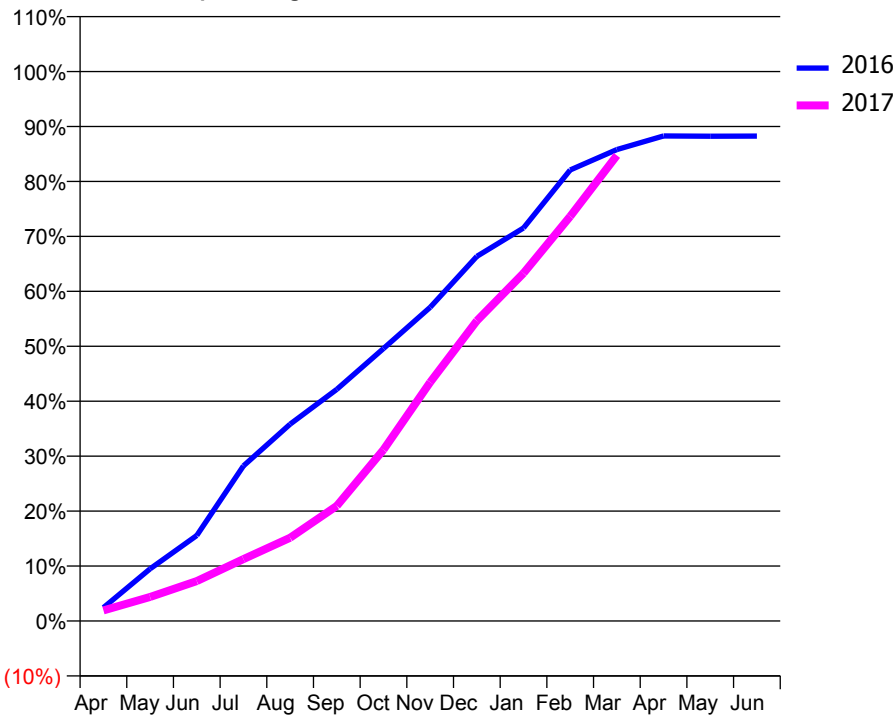
ACCESS*

Patients seen in 24 months	Total	Change since previous quarter
Quarter ending March 2016	5,412	
Quarter ending June 2016	4,523	↓
Quarter ending September 2016	4,163	↓
Quarter ending December 2016	5,892	↑
Quarter ending March 2017	7,156	↑
Variance since March 2016	32.2%	↑



ACTIVITY

Cumulative percentage of contracted UDA delivered 2016 & 2017



Month	2016	2017
April	440	346
May	1,712	790
June	2,803	1,310
July	5,083	2,029
August	6,450	2,728
September	7,591	3,771
October	8,927	5,610
November	10,278	7,820
December	11,945	9,836
January	12,875	11,395
February	14,775	13,257
March	15,441	15,252
April	15,888	
May	15,880	
June	15,883	

QUALITY

	Quantity	Base Number	Contract	AT	Region	England
% of FP17s for the same patient ID Re-attending within 3 months - Children	63	2,039	3.1%	10.2%	13.3%	12.3%
% of FP17s for the same patient ID Re-attending within 3 months - Adults	358	6,673	5.4%	13.7%	17.3%	16.7%
% of FP17s for the same patient ID Re-attending between 3 & 9 months - Children	499	2,039	24.5%	63.0%	58.9%	57.6%
% of FP17s for the same patient ID Re-attending between 3 & 9 months - Adults	1,151	6,673	17.2%	54.4%	52.2%	50.1%
% of FP17s for Band 1 Urgent Courses	698	8,462	8.2%	7.3%	9.2%	9.1%
% of FP17s Relating to Free Repair or Replacements	92	8,462	1.1%	1.0%	1.0%	0.8%
% of FP17s Relating to Continuations	37	8,462	0.4%	1.3%	1.4%	1.2%
% of Patients satisfied with the dentistry they have received	10	10	100.0%	93.9%	93.1%	92.8%
% of Patients satisfied with the time they had to wait for an appointment	8	10	80.0%	90.0%	89.5%	88.7%

* This is based on patients treated on this contract for their most recent course of treatment. Figures in italics indicate the base number of FP17s or Patient Questionnaire responses are less than 100. N/A is shown where the base number of responses is less than 10 during the period. % is calculated as Quantity/Base number*100

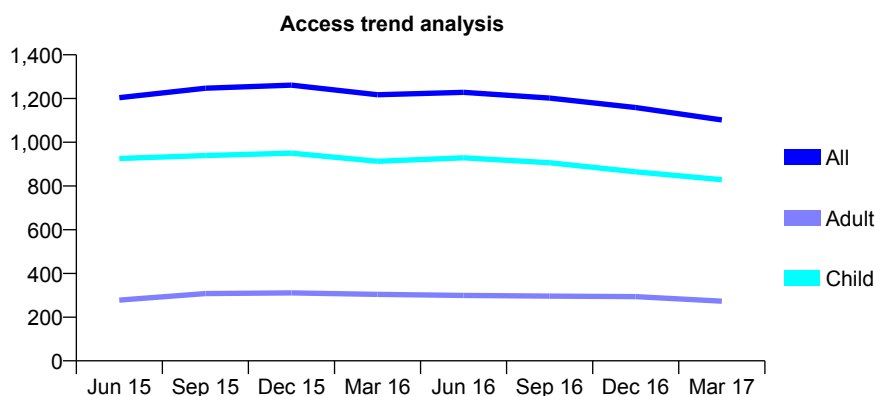
Q50 - Vital Signs At a Glance Contract Report for 190195/0005 - March 2017

Name or company name	Xeon Smiles UK Ltd
Contract type name	GDS Contract
Purpose of contract	General
Contract start date	01/05/2008
Contract end date	

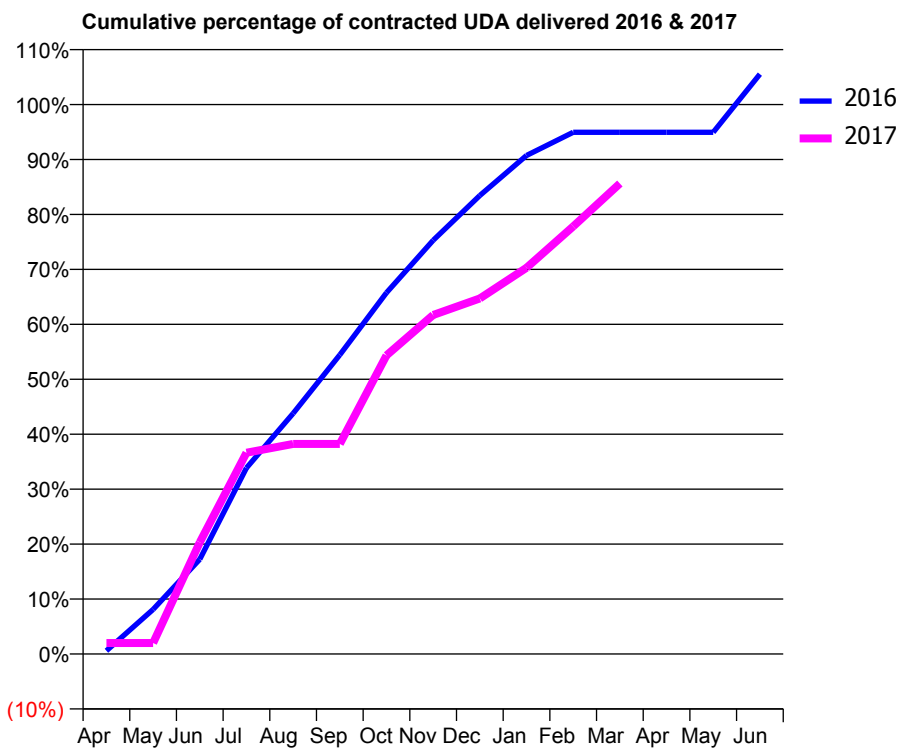
16/17 Contracted general activity (UDA)	2,200
Carry forward general activity (UDA)	-44
16/17 Contracted orthodontic activity (UOA)	0
Carry forward orthodontic activity (UOA)	0
Baseline contract value	£52,191.76

ACCESS*

Patients seen in 24 months	Total	Change since previous quarter
Quarter ending March 2016	1,217	
Quarter ending June 2016	1,228	→
Quarter ending September 2016	1,202	↓
Quarter ending December 2016	1,159	↓
Quarter ending March 2017	1,102	↓
Variance since March 2016	(9.4%)	↓



ACTIVITY



Month	Adjusted Scheduled Activity (UDA)	
	2016	2017
April	13	44
May	179	44
June	379	447
July	745	806
August	963	841
September	1,198	841
October	1,447	1,196
November	1,656	1,357
December	1,836	1,424
January	1,996	1,546
February	2,089	1,712
March	2,089	1,884
April	2,089	
May	2,089	
June	2,322	

QUALITY

	Quantity	Base Number	Contract	AT	Region	England
% of FP17s for the same patient ID Re-attending within 3 months - Children	61	1,401	4.4%	10.2%	13.3%	12.3%
% of FP17s for the same patient ID Re-attending within 3 months - Adults	25	248	10.1%	13.7%	17.3%	16.7%
% of FP17s for the same patient ID Re-attending between 3 & 9 months - Children	919	1,401	65.6%	63.0%	58.9%	57.6%
% of FP17s for the same patient ID Re-attending between 3 & 9 months - Adults	148	248	59.7%	54.4%	52.2%	50.1%
% of FP17s for Band 1 Urgent Courses	53	1,456	3.6%	7.3%	9.2%	9.1%
% of FP17s Relating to Free Repair or Replacements	4	1,456	0.3%	1.0%	1.0%	0.8%
% of FP17s Relating to Continuations	1	1,456	0.1%	1.3%	1.4%	1.2%
% of Patients satisfied with the dentistry they have received	0	1	N/A	93.9%	93.1%	92.8%
% of Patients satisfied with the time they had to wait for an appointment	0	1	N/A	90.0%	89.5%	88.7%

* This is based on patients treated on this contract for their most recent course of treatment. Figures in italics indicate the base number of FP17s or Patient Questionnaire responses are less than 100. N/A is shown where the base number of responses is less than 10 during the period. % is calculated as Quantity/Base number*100

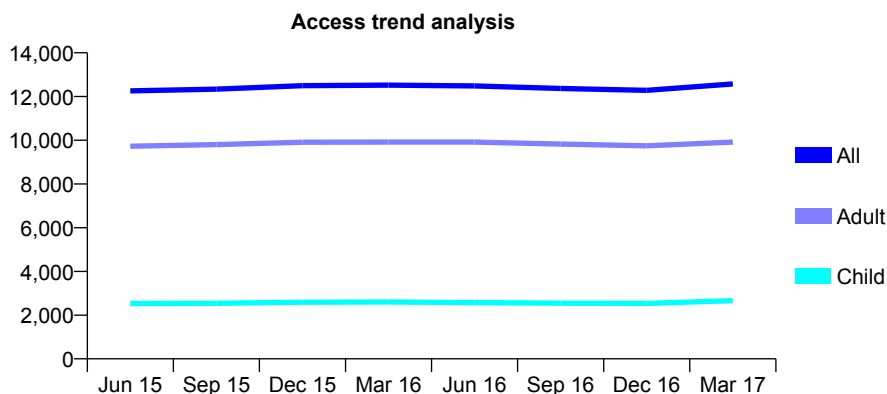
Q50 - Vital Signs At a Glance Contract Report for 190586/0001 - March 2017

Name or company name	SELBY DENTAL CARE LTD
Contract type name	GDS Contract
Purpose of contract	General
Contract start date	01/04/2011
Contract end date	

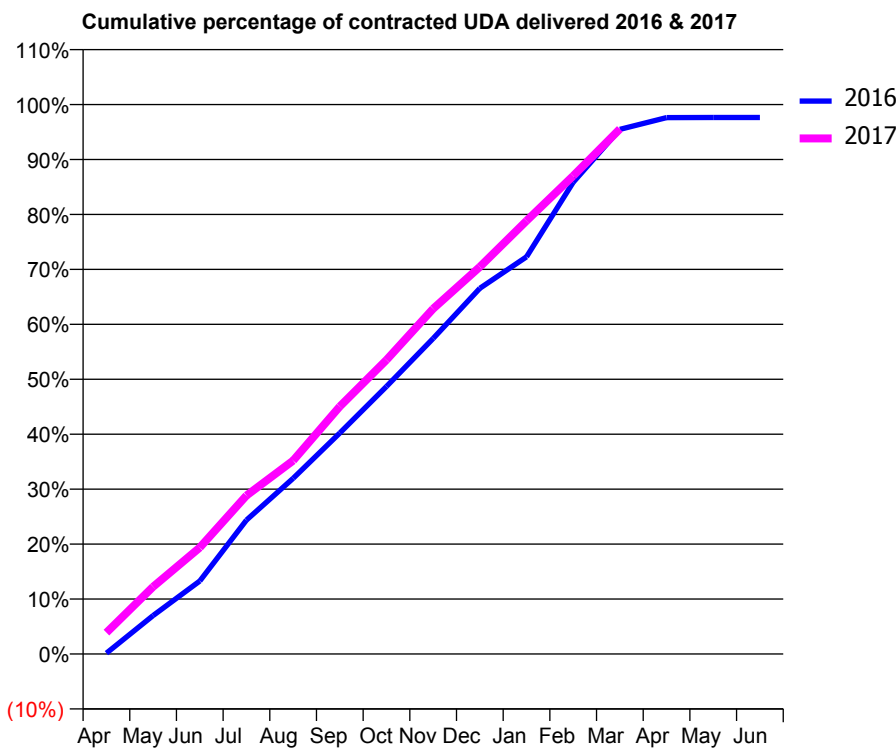
16/17 Contracted general activity (UDA)	34,448
Carry forward general activity (UDA)	811
16/17 Contracted orthodontic activity (UOA)	0
Carry forward orthodontic activity (UOA)	0
Baseline contract value	£994,588.92

ACCESS*

Patients seen in 24 months	Total	Change since previous quarter
Quarter ending March 2016	12,521	
Quarter ending June 2016	12,485	→
Quarter ending September 2016	12,371	→
Quarter ending December 2016	12,281	→
Quarter ending March 2017	12,577	↑
Variance since March 2016	0.4%	→



ACTIVITY



Month	Adjusted Scheduled Activity (UDA)	
	2016	2017
April	52	1,340
May	2,412	4,216
June	4,578	6,672
July	8,400	9,936
August	11,011	12,123
September	13,859	15,521
October	16,771	18,437
November	19,782	21,649
December	22,922	24,273
January	24,899	27,157
February	29,576	29,974
March	32,888	32,918
April	33,625	
May	33,637	
June	33,637	

QUALITY

	Quantity	Base Number	Contract	AT	Region	England
% of FP17s for the same patient ID Re-attending within 3 months - Children	329	4,646	7.1%	10.2%	13.3%	12.3%
% of FP17s for the same patient ID Re-attending within 3 months - Adults	1,849	15,342	12.1%	13.7%	17.3%	16.7%
% of FP17s for the same patient ID Re-attending between 3 & 9 months - Children	3,347	4,646	72.0%	63.0%	58.9%	57.6%
% of FP17s for the same patient ID Re-attending between 3 & 9 months - Adults	9,187	15,342	59.9%	54.4%	52.2%	50.1%
% of FP17s for Band 1 Urgent Courses	712	18,415	3.9%	7.3%	9.2%	9.1%
% of FP17s Relating to Free Repair or Replacements	164	18,415	0.9%	1.0%	1.0%	0.8%
% of FP17s Relating to Continuations	387	18,415	2.1%	1.3%	1.4%	1.2%
% of Patients satisfied with the dentistry they have received	29	30	96.7%	93.9%	93.1%	92.8%
% of Patients satisfied with the time they had to wait for an appointment	25	30	83.3%	90.0%	89.5%	88.7%

* This is based on patients treated on this contract for their most recent course of treatment. Figures in italics indicate the base number of FP17s or Patient Questionnaire responses are less than 100. N/A is shown where the base number of responses is less than 10 during the period. % is calculated as Quantity/Base number*100

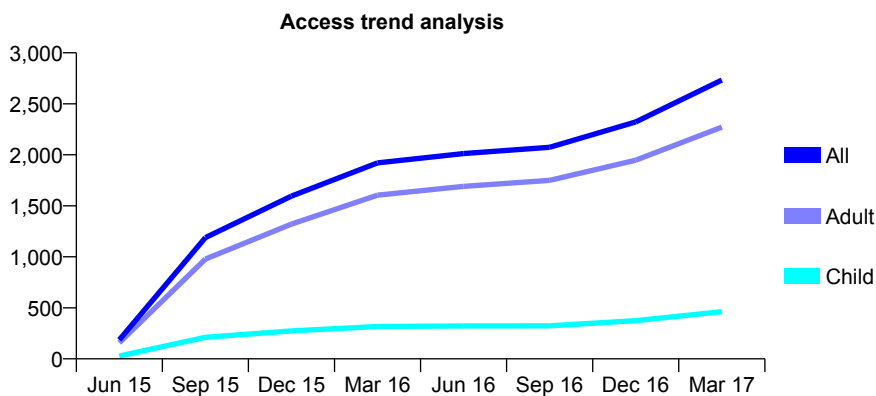
Q50 - Vital Signs At a Glance Contract Report for 191116/0002 - March 2017

Name or company name	THE COSMETIC DENTAL PRACTICE LIM
Contract type name	GDS Contract
Purpose of contract	General
Contract start date	20/04/2015
Contract end date	

16/17 Contracted general activity (UDA)	12,000
Carry forward general activity (UDA)	0
16/17 Contracted orthodontic activity (UOA)	0
Carry forward orthodontic activity (UOA)	0
Baseline contract value	£375,467.29

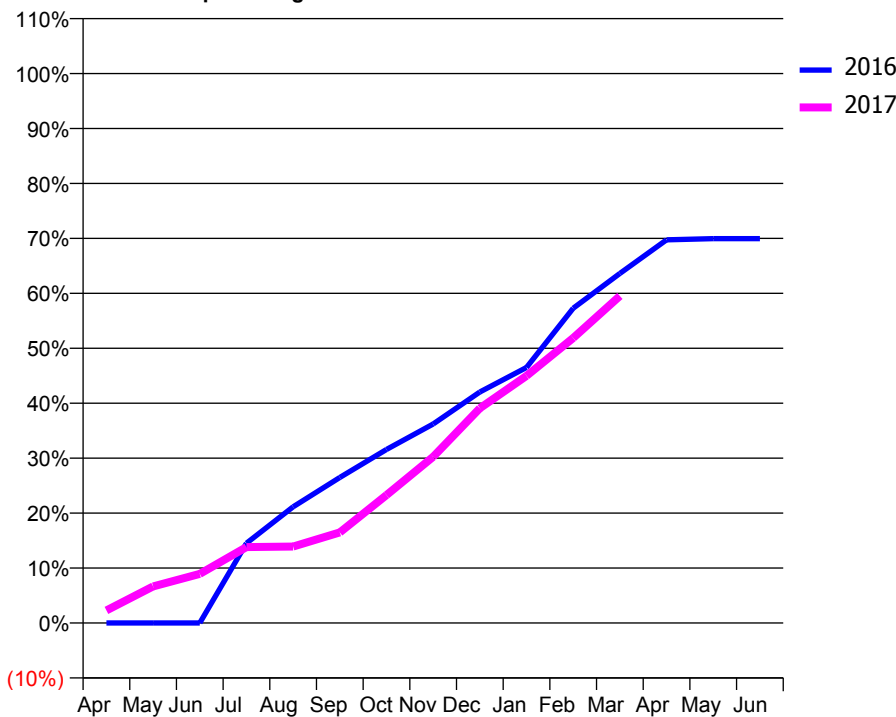
ACCESS*

Patients seen in 24 months	Total	Change since previous quarter
Quarter ending March 2016	1,921	
Quarter ending June 2016	2,013	↑
Quarter ending September 2016	2,074	↑
Quarter ending December 2016	2,322	↑
Quarter ending March 2017	2,733	↑
Variance since March 2016	42.3%	↑



ACTIVITY

Cumulative percentage of contracted UDA delivered 2016 & 2017



Month	Adjusted Scheduled Activity (UDA)	
	2016	2017
April	0	275
May	0	801
June	0	1,074
July	1,741	1,658
August	2,539	1,670
September	3,177	1,978
October	3,790	2,793
November	4,345	3,629
December	5,046	4,690
January	5,580	5,399
February	6,875	6,224
March	7,634	7,142
April	8,369	
May	8,393	
June	8,393	

QUALITY

	Quantity	Base Number	Contract	AT	Region	England
% of FP17s for the same patient ID Re-attending within 3 months - Children	49	656	7.5%	10.2%	13.3%	12.3%
% of FP17s for the same patient ID Re-attending within 3 months - Adults	353	3,081	11.5%	13.7%	17.3%	16.7%
% of FP17s for the same patient ID Re-attending between 3 & 9 months - Children	312	656	47.6%	63.0%	58.9%	57.6%
% of FP17s for the same patient ID Re-attending between 3 & 9 months - Adults	1,591	3,081	51.6%	54.4%	52.2%	50.1%
% of FP17s for Band 1 Urgent Courses	259	3,432	7.5%	7.3%	9.2%	9.1%
% of FP17s Relating to Free Repair or Replacements	17	3,432	0.5%	1.0%	1.0%	0.8%
% of FP17s Relating to Continuations	49	3,432	1.4%	1.3%	1.4%	1.2%
% of Patients satisfied with the dentistry they have received	8	8	N/A	93.9%	93.1%	92.8%
% of Patients satisfied with the time they had to wait for an appointment	7	8	N/A	90.0%	89.5%	88.7%

* This is based on patients treated on this contract for their most recent course of treatment. Figures in italics indicate the base number of FP17s or Patient Questionnaire responses are less than 100. N/A is shown where the base number of responses is less than 10 during the period. % is calculated as Quantity/Base number*100

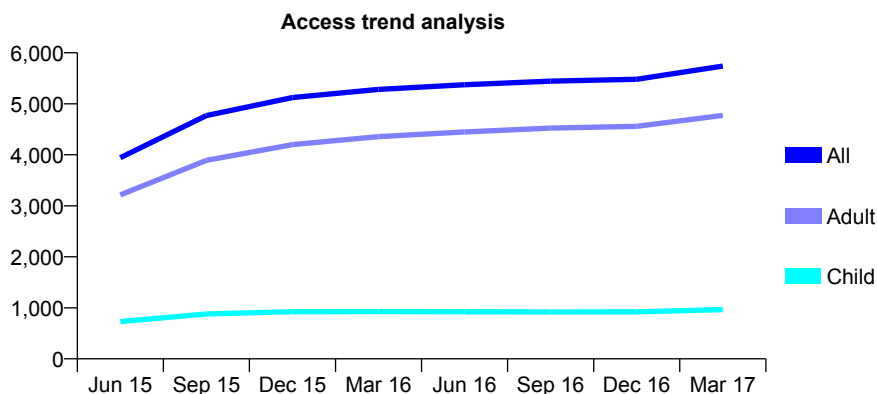
Q50 - Vital Signs At a Glance Contract Report for 191361/0001 - March 2017

Name or company name	Hopkins & Poyner Dental Surgery
Contract type name	GDS Contract
Purpose of contract	General
Contract start date	01/12/2014
Contract end date	

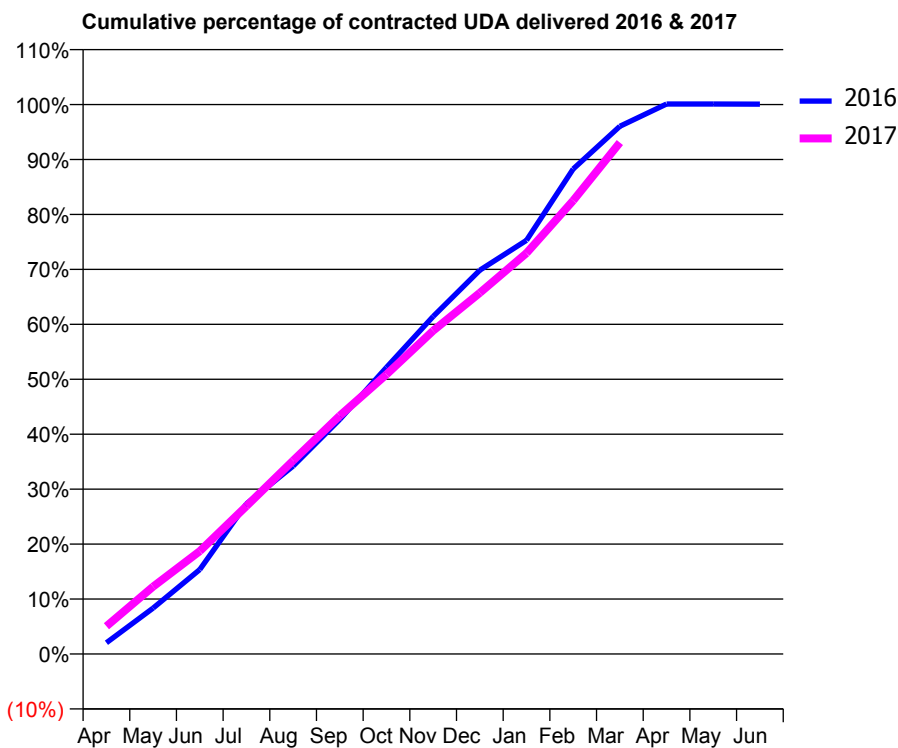
16/17 Contracted general activity (UDA)	16,835
Carry forward general activity (UDA)	-10
16/17 Contracted orthodontic activity (UOA)	0
Carry forward orthodontic activity (UOA)	0
Baseline contract value	£489,808.88

ACCESS*

Patients seen in 24 months	Total	Change since previous quarter
Quarter ending March 2016	5,283	
Quarter ending June 2016	5,374	→
Quarter ending September 2016	5,444	→
Quarter ending December 2016	5,481	→
Quarter ending March 2017	5,740	↑
Variance since March 2016	8.7%	↑



ACTIVITY



Month	Adjusted Scheduled Activity (UDA)	
	2016	2017
April	346	852
May	1,408	2,064
June	2,590	3,153
July	4,602	4,532
August	5,760	5,924
September	7,188	7,303
October	8,782	8,563
November	10,344	9,904
December	11,761	11,066
January	12,674	12,282
February	14,860	13,892
March	16,168	15,668
April	16,848	
May	16,848	
June	16,845	

QUALITY

	Quantity	Base Number	Contract	AT	Region	England
% of FP17s for the same patient ID Re-attending within 3 months - Children	92	1,508	6.1%	10.2%	13.3%	12.3%
% of FP17s for the same patient ID Re-attending within 3 months - Adults	1,165	7,488	15.6%	13.7%	17.3%	16.7%
% of FP17s for the same patient ID Re-attending between 3 & 9 months - Children	934	1,508	61.9%	63.0%	58.9%	57.6%
% of FP17s for the same patient ID Re-attending between 3 & 9 months - Adults	4,313	7,488	57.6%	54.4%	52.2%	50.1%
% of FP17s for Band 1 Urgent Courses	512	8,332	6.1%	7.3%	9.2%	9.1%
% of FP17s Relating to Free Repair or Replacements	143	8,332	1.7%	1.0%	1.0%	0.8%
% of FP17s Relating to Continuations	206	8,332	2.5%	1.3%	1.4%	1.2%
% of Patients satisfied with the dentistry they have received	14	15	93.3%	93.9%	93.1%	92.8%
% of Patients satisfied with the time they had to wait for an appointment	12	15	80.0%	90.0%	89.5%	88.7%

* This is based on patients treated on this contract for their most recent course of treatment. Figures in italics indicate the base number of FP17s or Patient Questionnaire responses are less than 100. N/A is shown where the base number of responses is less than 10 during the period. % is calculated as Quantity/Base number*100

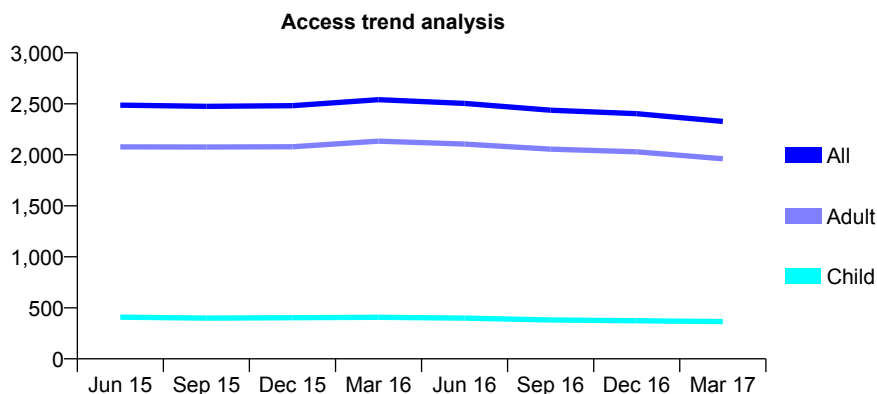
Q50 - Vital Signs At a Glance Contract Report for 191833/0001 - March 2017

Name or company name	Aishwaryam Limited
Contract type name	GDS Contract
Purpose of contract	General
Contract start date	01/04/2012
Contract end date	

16/17 Contracted general activity (UDA)	8,265
Carry forward general activity (UDA)	2
16/17 Contracted orthodontic activity (UOA)	0
Carry forward orthodontic activity (UOA)	0
Baseline contract value	£243,809.93

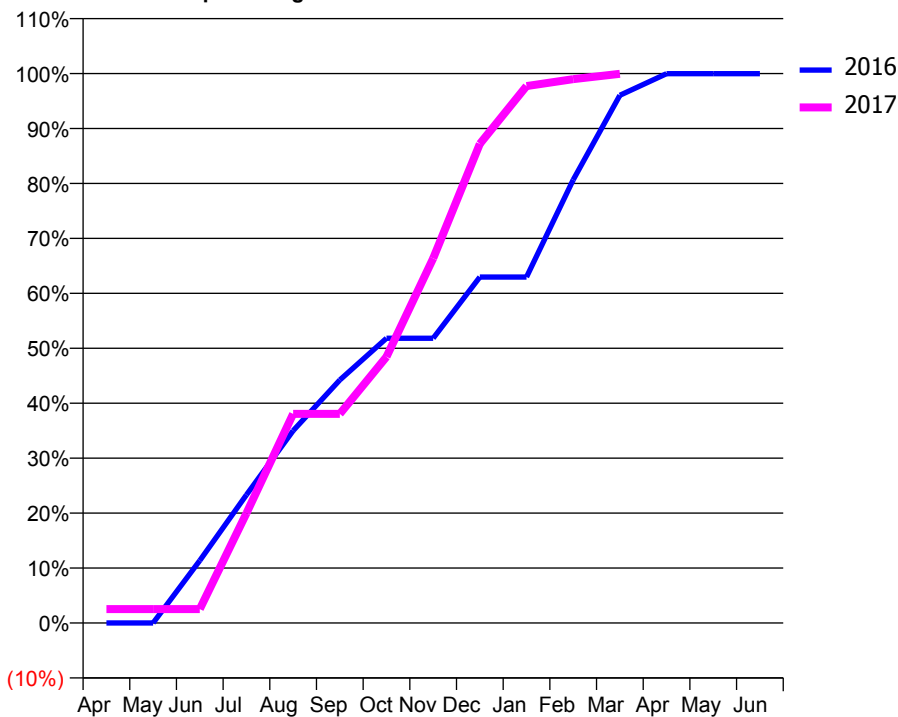
ACCESS*

Patients seen in 24 months	Total	Change since previous quarter
Quarter ending March 2016	2,541	
Quarter ending June 2016	2,504	↓
Quarter ending September 2016	2,437	↓
Quarter ending December 2016	2,403	↓
Quarter ending March 2017	2,327	↓
Variance since March 2016	(8.4%)	↓



ACTIVITY

Cumulative percentage of contracted UDA delivered 2016 & 2017



Month	Adjusted Scheduled Activity (UDA)	
	2016	2017
April	0	210
May	0	210
June	941	210
July	1,928	1,651
August	2,892	3,145
September	3,655	3,145
October	4,283	4,004
November	4,283	5,485
December	5,203	7,208
January	5,203	8,077
February	6,665	8,181
March	7,938	8,260
April	8,263	
May	8,263	
June	8,263	

QUALITY

	Quantity	Base Number	Contract	AT	Region	England
% of FP17s for the same patient ID Re-attending within 3 months - Children	25	463	5.4%	10.2%	13.3%	12.3%
% of FP17s for the same patient ID Re-attending within 3 months - Adults	317	2,123	14.9%	13.7%	17.3%	16.7%
% of FP17s for the same patient ID Re-attending between 3 & 9 months - Children	332	463	71.7%	63.0%	58.9%	57.6%
% of FP17s for the same patient ID Re-attending between 3 & 9 months - Adults	1,310	2,123	61.7%	54.4%	52.2%	50.1%
% of FP17s for Band 1 Urgent Courses	323	2,447	13.2%	7.3%	9.2%	9.1%
% of FP17s Relating to Free Repair or Replacements	0	2,447	0.0%	1.0%	1.0%	0.8%
% of FP17s Relating to Continuations	27	2,447	1.1%	1.3%	1.4%	1.2%
% of Patients satisfied with the dentistry they have received	22	25	88.0%	93.9%	93.1%	92.8%
% of Patients satisfied with the time they had to wait for an appointment	21	25	84.0%	90.0%	89.5%	88.7%

* This is based on patients treated on this contract for their most recent course of treatment. Figures in italics indicate the base number of FP17s or Patient Questionnaire responses are less than 100. N/A is shown where the base number of responses is less than 10 during the period. % is calculated as Quantity/Base number*100

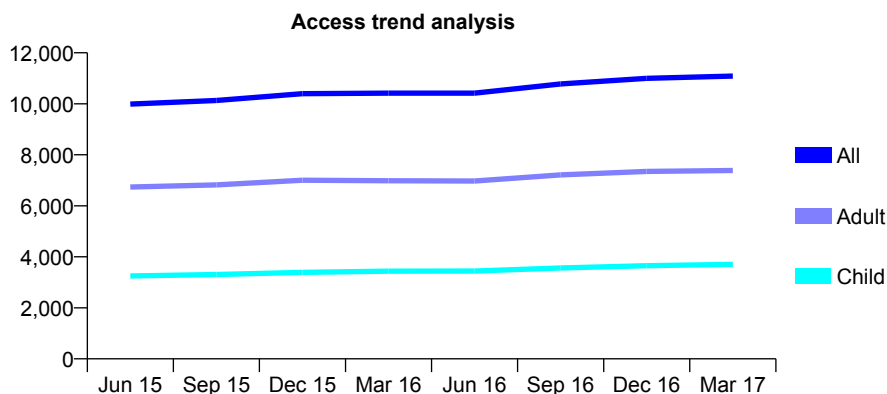
Q50 - Vital Signs At a Glance Contract Report for 193445/0001 - March 2017

Name or company name	Genesis Dental Care
Contract type name	GDS Contract
Purpose of contract	General
Contract start date	17/08/2009
Contract end date	

16/17 Contracted general activity (UDA)	29,200
Carry forward general activity (UDA)	191
16/17 Contracted orthodontic activity (UOA)	0
Carry forward orthodontic activity (UOA)	0
Baseline contract value	£767,259.63

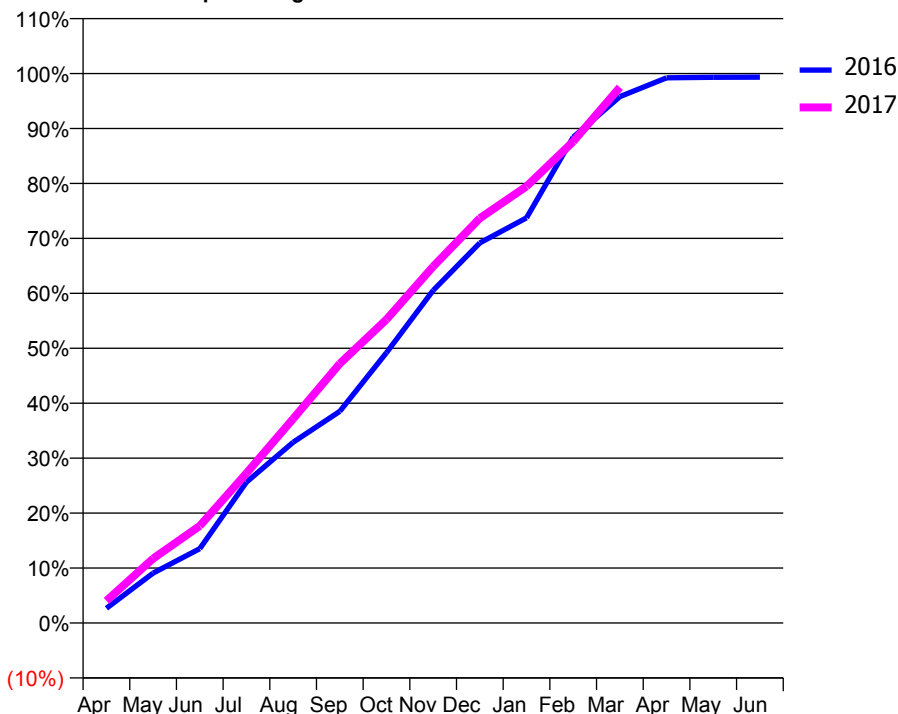
ACCESS*

Patients seen in 24 months	Total	Change since previous quarter
Quarter ending March 2016	10,419	
Quarter ending June 2016	10,419	→
Quarter ending September 2016	10,778	↑
Quarter ending December 2016	10,997	↑
Quarter ending March 2017	11,089	→
Variance since March 2016	6.4%	↑



ACTIVITY

Cumulative percentage of contracted UDA delivered 2016 & 2017



Month	Adjusted Scheduled Activity (UDA)	
	2016	2017
April	785	1,178
May	2,657	3,429
June	3,952	5,161
July	7,486	7,963
August	9,607	10,851
September	11,251	13,785
October	14,370	16,131
November	17,673	18,943
December	20,196	21,507
January	21,531	23,204
February	25,816	25,587
March	27,973	28,470
April	28,969	
May	28,996	
June	29,009	

QUALITY

	Quantity	Base Number	Contract	AT	Region	England
% of FP17s for the same patient ID Re-attending within 3 months - Children	280	4,917	5.7%	10.2%	13.3%	12.3%
% of FP17s for the same patient ID Re-attending within 3 months - Adults	866	8,793	9.8%	13.7%	17.3%	16.7%
% of FP17s for the same patient ID Re-attending between 3 & 9 months - Children	2,668	4,917	54.3%	63.0%	58.9%	57.6%
% of FP17s for the same patient ID Re-attending between 3 & 9 months - Adults	4,467	8,793	50.8%	54.4%	52.2%	50.1%
% of FP17s for Band 1 Urgent Courses	776	13,240	5.9%	7.3%	9.2%	9.1%
% of FP17s Relating to Free Repair or Replacements	85	13,240	0.6%	1.0%	1.0%	0.8%
% of FP17s Relating to Continuations	180	13,240	1.4%	1.3%	1.4%	1.2%
% of Patients satisfied with the dentistry they have received	26	29	89.7%	93.9%	93.1%	92.8%
% of Patients satisfied with the time they had to wait for an appointment	27	29	93.1%	90.0%	89.5%	88.7%

* This is based on patients treated on this contract for their most recent course of treatment. Figures in italics indicate the base number of FP17s or Patient Questionnaire responses are less than 100. N/A is shown where the base number of responses is less than 10 during the period. % is calculated as Quantity/Base number*100

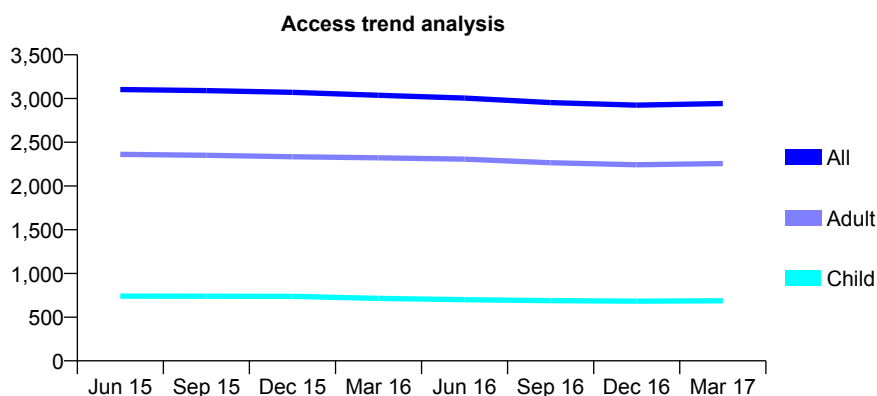
Q50 - Vital Signs At a Glance Contract Report for 194581/0001 - March 2017

Name or company name	East Ayton Dental Practice Limited
Contract type name	GDS Contract
Purpose of contract	General
Contract start date	01/10/2007
Contract end date	

16/17 Contracted general activity (UDA)	10,658
Carry forward general activity (UDA)	113
16/17 Contracted orthodontic activity (UOA)	0
Carry forward orthodontic activity (UOA)	0
Baseline contract value	£326,705.31

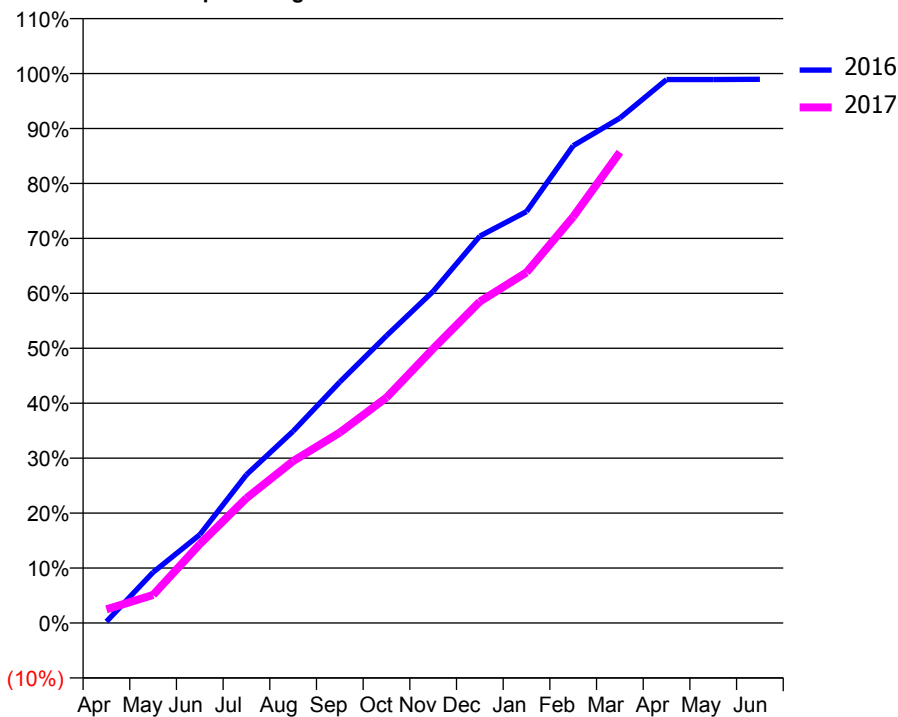
ACCESS*

Patients seen in 24 months	Total	Change since previous quarter
Quarter ending March 2016	3,037	
Quarter ending June 2016	3,005	↓
Quarter ending September 2016	2,954	↓
Quarter ending December 2016	2,925	→
Quarter ending March 2017	2,943	→
Variance since March 2016	(3.1%)	↓



ACTIVITY

Cumulative percentage of contracted UDA delivered 2016 & 2017



QUALITY

	Quantity	Base Number	Contract	AT	Region	England
% of FP17s for the same patient ID Re-attending within 3 months - Children	84	1,225	6.9%	10.2%	13.3%	12.3%
% of FP17s for the same patient ID Re-attending within 3 months - Adults	632	3,964	15.9%	13.7%	17.3%	16.7%
% of FP17s for the same patient ID Re-attending between 3 & 9 months - Children	891	1,225	72.7%	63.0%	58.9%	57.6%
% of FP17s for the same patient ID Re-attending between 3 & 9 months - Adults	2,671	3,964	67.4%	54.4%	52.2%	50.1%
% of FP17s for Band 1 Urgent Courses	219	4,828	4.5%	7.3%	9.2%	9.1%
% of FP17s Relating to Free Repair or Replacements	129	4,828	2.7%	1.0%	1.0%	0.8%
% of FP17s Relating to Continuations	197	4,828	4.1%	1.3%	1.4%	1.2%
% of Patients satisfied with the dentistry they have received	16	16	100.0%	93.9%	93.1%	92.8%
% of Patients satisfied with the time they had to wait for an appointment	15	16	93.8%	90.0%	89.5%	88.7%

* This is based on patients treated on this contract for their most recent course of treatment. Figures in italics indicate the base number of FP17s or Patient Questionnaire responses are less than 100. N/A is shown where the base number of responses is less than 10 during the period. % is calculated as Quantity/Base number*100

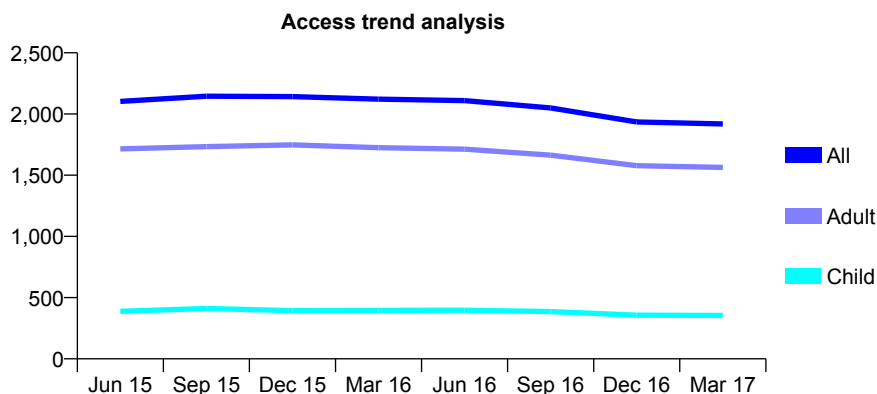
Q50 - Vital Signs At a Glance Contract Report for 194794/0001 - March 2017

Name or company name	The Corner Dental Practice
Contract type name	GDS Contract
Purpose of contract	General
Contract start date	01/07/2012
Contract end date	

16/17 Contracted general activity (UDA)	5,500
Carry forward general activity (UDA)	-47
16/17 Contracted orthodontic activity (UOA)	0
Carry forward orthodontic activity (UOA)	0
Baseline contract value	£156,038.36

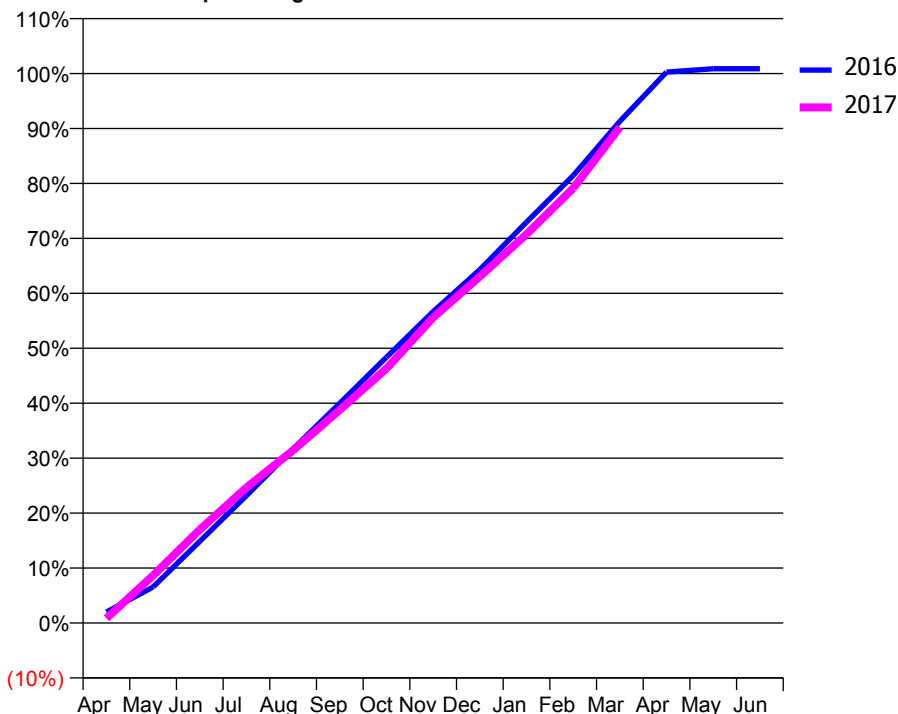
ACCESS*

Patients seen in 24 months	Total	Change since previous quarter
Quarter ending March 2016	2,121	
Quarter ending June 2016	2,110	→
Quarter ending September 2016	2,050	↓
Quarter ending December 2016	1,935	↓
Quarter ending March 2017	1,919	→
Variance since March 2016	(9.5%)	↓



ACTIVITY

Cumulative percentage of contracted UDA delivered 2016 & 2017



Month	Adjusted Scheduled Activity (UDA)	
	2016	2017
April	110	47
May	361	476
June	817	935
July	1,275	1,357
August	1,743	1,729
September	2,201	2,133
October	2,661	2,547
November	3,117	3,059
December	3,538	3,468
January	4,012	3,891
February	4,478	4,351
March	5,022	4,964
April	5,514	
May	5,547	
June	5,547	

QUALITY

	Quantity	Base Number	Contract	AT	Region	England
% of FP17s for the same patient ID Re-attending within 3 months - Children	8	370	2.2%	10.2%	13.3%	12.3%
% of FP17s for the same patient ID Re-attending within 3 months - Adults	49	1,546	3.2%	13.7%	17.3%	16.7%
% of FP17s for the same patient ID Re-attending between 3 & 9 months - Children	179	370	48.4%	63.0%	58.9%	57.6%
% of FP17s for the same patient ID Re-attending between 3 & 9 months - Adults	799	1,546	51.7%	54.4%	52.2%	50.1%
% of FP17s for Band 1 Urgent Courses	73	1,731	4.2%	7.3%	9.2%	9.1%
% of FP17s Relating to Free Repair or Replacements	0	1,731	0.0%	1.0%	1.0%	0.8%
% of FP17s Relating to Continuations	1	1,731	0.1%	1.3%	1.4%	1.2%
% of Patients satisfied with the dentistry they have received	12	12	100.0%	93.9%	93.1%	92.8%
% of Patients satisfied with the time they had to wait for an appointment	12	12	100.0%	90.0%	89.5%	88.7%

* This is based on patients treated on this contract for their most recent course of treatment. Figures in italics indicate the base number of FP17s or Patient Questionnaire responses are less than 100. N/A is shown where the base number of responses is less than 10 during the period. % is calculated as Quantity/Base number*100

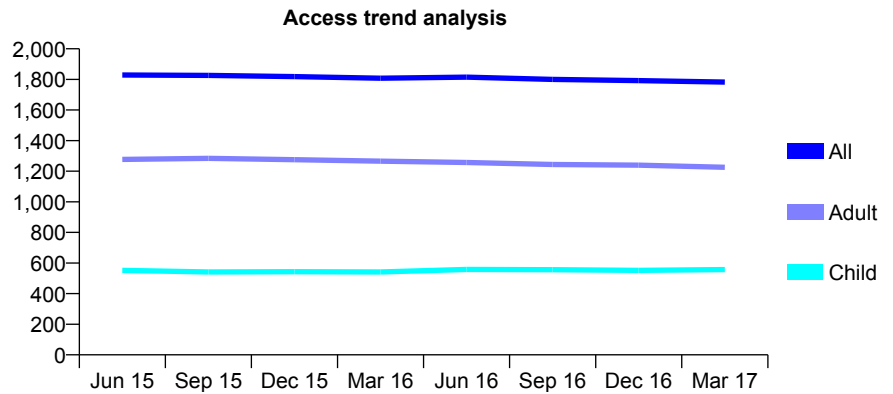
Q50 - Vital Signs At a Glance Contract Report for 197432/0001 - March 2017

Name or company name	FINKLE HILL DENTAL CARE LTD
Contract type name	GDS Contract
Purpose of contract	General
Contract start date	01/05/2012
Contract end date	

16/17 Contracted general activity (UDA)	4,000
Carry forward general activity (UDA)	-2
16/17 Contracted orthodontic activity (UOA)	0
Carry forward orthodontic activity (UOA)	0
Baseline contract value	£119,728.01

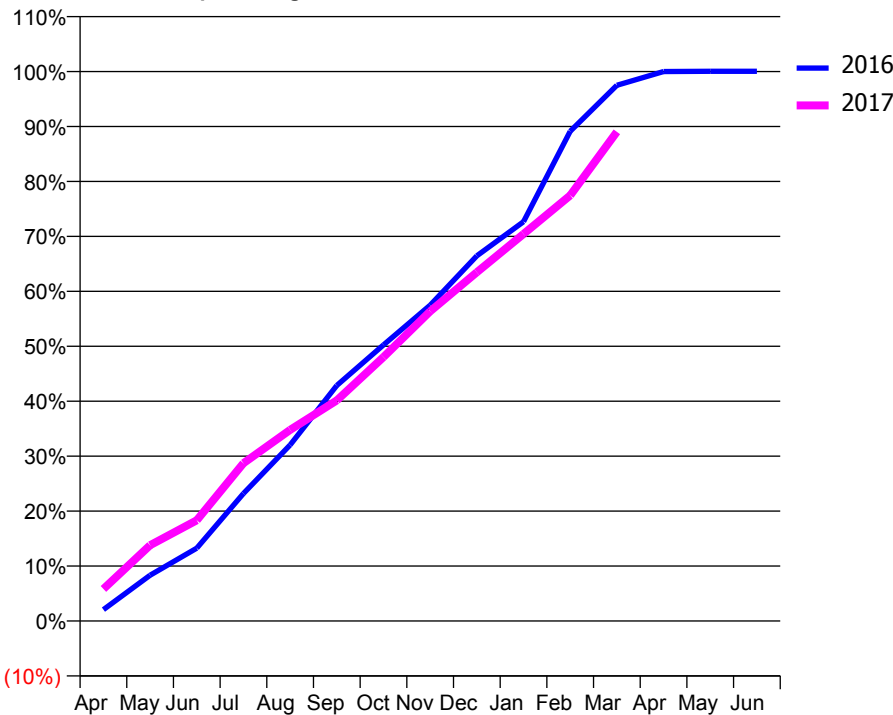
ACCESS*

Patients seen in 24 months	Total	Change since previous quarter
Quarter ending March 2016	1,808	
Quarter ending June 2016	1,815	→
Quarter ending September 2016	1,800	→
Quarter ending December 2016	1,792	→
Quarter ending March 2017	1,783	→
Variance since March 2016	(1.4%)	↓



ACTIVITY

Cumulative percentage of contracted UDA delivered 2016 & 2017



Month	Adjusted Scheduled Activity (UDA)	
	2016	2017
April	83	233
May	333	552
June	530	734
July	929	1,148
August	1,282	1,392
September	1,715	1,606
October	2,010	1,921
November	2,299	2,254
December	2,659	2,539
January	2,907	2,818
February	3,565	3,098
March	3,899	3,561
April	4,000	
May	4,002	
June	4,002	

QUALITY

	Quantity	Base Number	Contract	AT	Region	England
% of FP17s for the same patient ID Re-attending within 3 months - Children	47	858	5.5%	10.2%	13.3%	12.3%
% of FP17s for the same patient ID Re-attending within 3 months - Adults	163	1,756	9.3%	13.7%	17.3%	16.7%
% of FP17s for the same patient ID Re-attending between 3 & 9 months - Children	599	858	69.8%	63.0%	58.9%	57.6%
% of FP17s for the same patient ID Re-attending between 3 & 9 months - Adults	1,202	1,756	68.5%	54.4%	52.2%	50.1%
% of FP17s for Band 1 Urgent Courses	36	1,957	1.8%	7.3%	9.2%	9.1%
% of FP17s Relating to Free Repair or Replacements	10	1,957	0.5%	1.0%	1.0%	0.8%
% of FP17s Relating to Continuations	12	1,957	0.6%	1.3%	1.4%	1.2%
% of Patients satisfied with the dentistry they have received	2	2	N/A	93.9%	93.1%	92.8%
% of Patients satisfied with the time they had to wait for an appointment	2	2	N/A	90.0%	89.5%	88.7%

* This is based on patients treated on this contract for their most recent course of treatment. Figures in italics indicate the base number of FP17s or Patient Questionnaire responses are less than 100. N/A is shown where the base number of responses is less than 10 during the period. % is calculated as Quantity/Base number*100

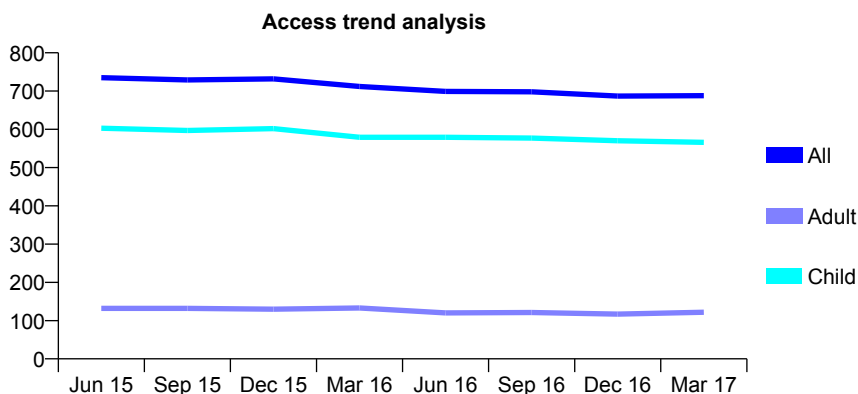
Q50 - Vital Signs At a Glance Contract Report for 197580/0001 - March 2017

Name or company name	CLOCK TOWER DENTAL CARE LTD.
Contract type name	GDS Contract
Purpose of contract	General and Orthodontic
Contract start date	01/12/2012
Contract end date	

16/17 Contracted general activity (UDA)	2,000
Carry forward general activity (UDA)	0
16/17 Contracted orthodontic activity (UOA)	398
Carry forward orthodontic activity (UOA)	0
Baseline contract value	£90,143.92

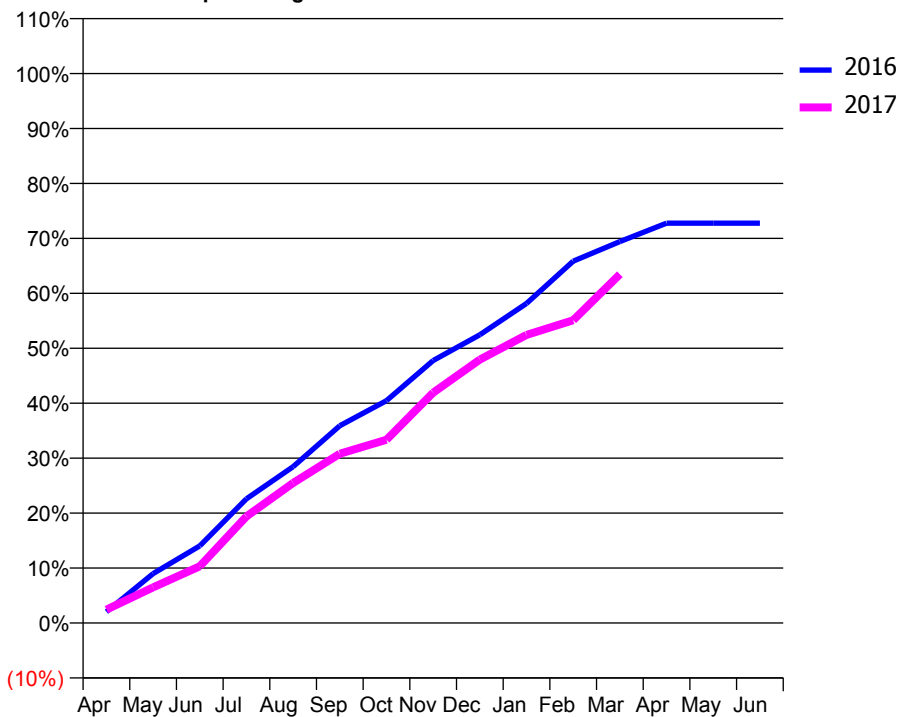
ACCESS*

Patients seen in 24 months	Total	Change since previous quarter
Quarter ending March 2016	712	
Quarter ending June 2016	699	↓
Quarter ending September 2016	698	→
Quarter ending December 2016	687	↓
Quarter ending March 2017	688	→
Variance since March 2016	(3.4%)	↓



ACTIVITY

Cumulative percentage of contracted UDA delivered 2016 & 2017



Month	Adjusted Scheduled Activity (UDA)	
	2016	2017
April	41	49
May	180	130
June	281	207
July	452	388
August	569	510
September	718	616
October	809	667
November	955	838
December	1,049	959
January	1,163	1,048
February	1,317	1,102
March	1,388	1,270
April	1,455	
May	1,455	
June	1,455	

QUALITY

	Quantity	Base Number	Contract	AT	Region	England
% of FP17s for the same patient ID Re-attending within 3 months - Children	111	1,019	10.9%	10.2%	13.3%	12.3%
% of FP17s for the same patient ID Re-attending within 3 months - Adults	1	36	2.8%	13.7%	17.3%	16.7%
% of FP17s for the same patient ID Re-attending between 3 & 9 months - Children	685	1,019	67.2%	63.0%	58.9%	57.6%
% of FP17s for the same patient ID Re-attending between 3 & 9 months - Adults	22	36	61.1%	54.4%	52.2%	50.1%
% of FP17s for Band 1 Urgent Courses	18	920	2.0%	7.3%	9.2%	9.1%
% of FP17s Relating to Free Repair or Replacements	0	920	0.0%	1.0%	1.0%	0.8%
% of FP17s Relating to Continuations	0	920	0.0%	1.3%	1.4%	1.2%
% of Patients satisfied with the dentistry they have received	1	1	N/A	93.9%	93.1%	92.8%
% of Patients satisfied with the time they had to wait for an appointment	1	1	N/A	90.0%	89.5%	88.7%

* This is based on patients treated on this contract for their most recent course of treatment. Figures in italics indicate the base number of FP17s or Patient Questionnaire responses are less than 100. N/A is shown where the base number of responses is less than 10 during the period. % is calculated as Quantity/Base number*100

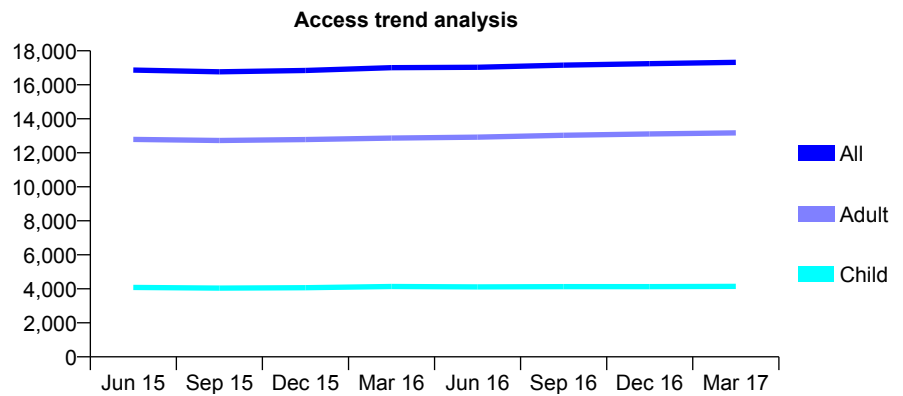
Q50 - Vital Signs At a Glance Contract Report for 213683/0001 - March 2017

Name or company name	MRS C BOLLAND
Contract type name	GDS Contract
Purpose of contract	General
Contract start date	01/04/2006
Contract end date	

16/17 Contracted general activity (UDA)	43,039
Carry forward general activity (UDA)	-113
16/17 Contracted orthodontic activity (UOA)	0
Carry forward orthodontic activity (UOA)	0
Baseline contract value	£1,063,501.88

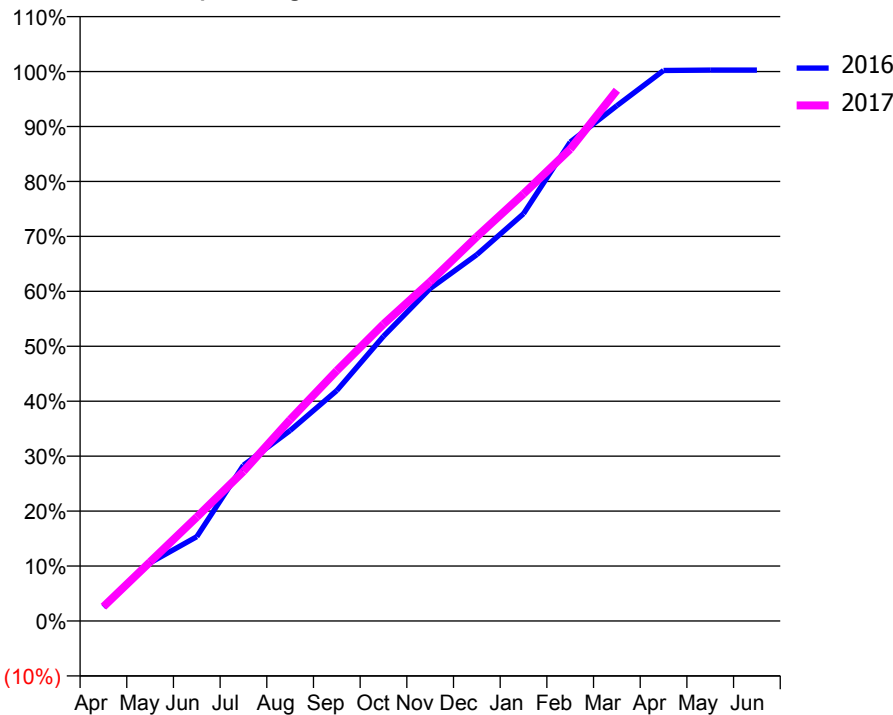
ACCESS*

Patients seen in 24 months	Total	Change since previous quarter
Quarter ending March 2016	17,008	
Quarter ending June 2016	17,034	→
Quarter ending September 2016	17,160	→
Quarter ending December 2016	17,243	→
Quarter ending March 2017	17,321	→
Variance since March 2016	1.8%	→



ACTIVITY

Cumulative percentage of contracted UDA delivered 2016 & 2017



Month	Adjusted Scheduled Activity (UDA)	
	2016	2017
April	1,093	1,124
May	4,558	4,634
June	6,603	8,142
July	12,207	11,728
August	14,916	15,774
September	18,054	19,605
October	22,300	23,252
November	26,047	26,577
December	28,699	30,106
January	31,903	33,456
February	37,507	36,954
March	40,359	41,576
April	43,115	
May	43,152	
June	43,152	

QUALITY

	Quantity	Base Number	Contract	AT	Region	England
% of FP17s for the same patient ID Re-attending within 3 months - Children	413	6,897	6.0%	10.2%	13.3%	12.3%
% of FP17s for the same patient ID Re-attending within 3 months - Adults	2,155	20,653	10.4%	13.7%	17.3%	16.7%
% of FP17s for the same patient ID Re-attending between 3 & 9 months - Children	4,887	6,897	70.9%	63.0%	58.9%	57.6%
% of FP17s for the same patient ID Re-attending between 3 & 9 months - Adults	13,191	20,653	63.9%	54.4%	52.2%	50.1%
% of FP17s for Band 1 Urgent Courses	1,846	25,885	7.1%	7.3%	9.2%	9.1%
% of FP17s Relating to Free Repair or Replacements	211	25,885	0.8%	1.0%	1.0%	0.8%
% of FP17s Relating to Continuations	252	25,885	1.0%	1.3%	1.4%	1.2%
% of Patients satisfied with the dentistry they have received	27	28	96.4%	93.9%	93.1%	92.8%
% of Patients satisfied with the time they had to wait for an appointment	27	28	96.4%	90.0%	89.5%	88.7%

* This is based on patients treated on this contract for their most recent course of treatment. Figures in italics indicate the base number of FP17s or Patient Questionnaire responses are less than 100. N/A is shown where the base number of responses is less than 10 during the period. % is calculated as Quantity/Base number*100

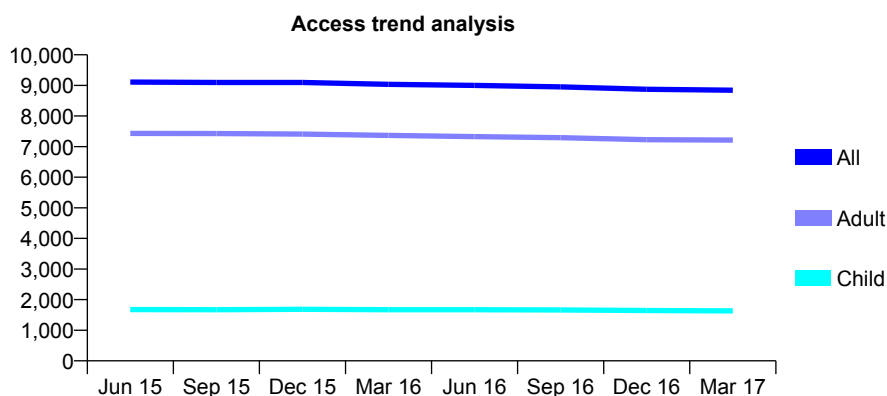
Q50 - Vital Signs At a Glance Contract Report for 219789/0001 - March 2017

Name or company name	MR JD WHITE
Contract type name	GDS Contract
Purpose of contract	General
Contract start date	01/04/2006
Contract end date	

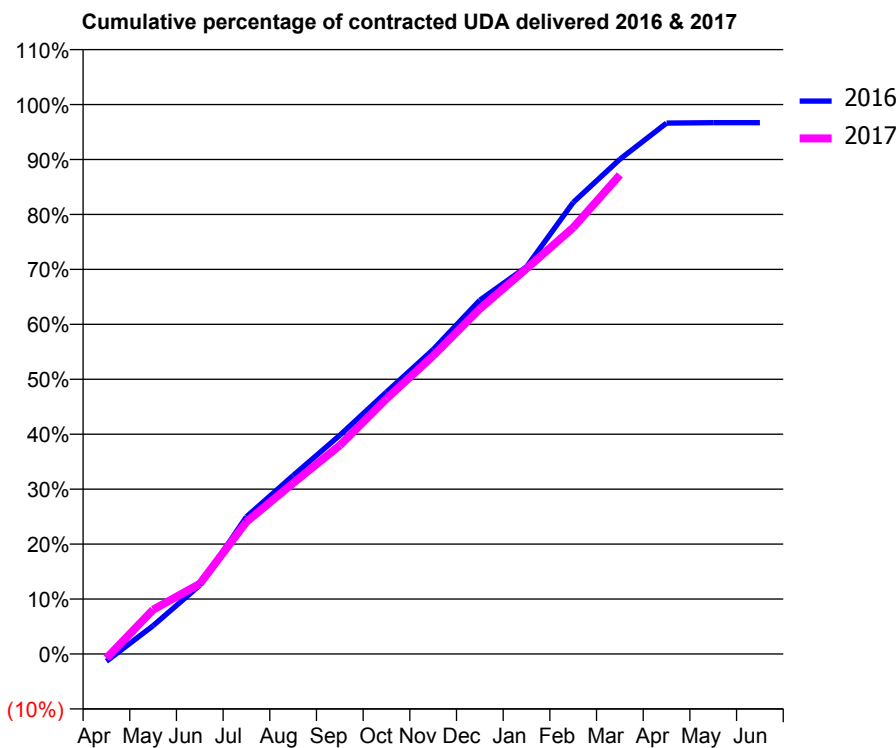
16/17 Contracted general activity (UDA)	25,582
Carry forward general activity (UDA)	845
16/17 Contracted orthodontic activity (UOA)	0
Carry forward orthodontic activity (UOA)	0
Baseline contract value	£739,358.33

ACCESS*

Patients seen in 24 months	Total	Change since previous quarter
Quarter ending March 2016	9,036	
Quarter ending June 2016	8,998	→
Quarter ending September 2016	8,952	→
Quarter ending December 2016	8,874	→
Quarter ending March 2017	8,844	→
Variance since March 2016	(2.1%)	↓



ACTIVITY



Month	Adjusted Scheduled Activity (UDA)	
	2016	2017
April	-343	-204
May	1,317	2,066
June	3,201	3,266
July	6,394	6,153
August	8,311	7,953
September	10,186	9,710
October	12,195	11,884
November	14,177	13,882
December	16,472	16,069
January	18,026	17,944
February	21,020	19,852
March	23,036	22,300
April	24,717	
May	24,733	
June	24,737	

QUALITY

	Quantity	Base Number	Contract	AT	Region	England
% of FP17s for the same patient ID Re-attending within 3 months - Children	181	2,854	6.3%	10.2%	13.3%	12.3%
% of FP17s for the same patient ID Re-attending within 3 months - Adults	1,488	11,674	12.7%	13.7%	17.3%	16.7%
% of FP17s for the same patient ID Re-attending between 3 & 9 months - Children	2,011	2,854	70.5%	63.0%	58.9%	57.6%
% of FP17s for the same patient ID Re-attending between 3 & 9 months - Adults	7,418	11,674	63.5%	54.4%	52.2%	50.1%
% of FP17s for Band 1 Urgent Courses	1,058	13,670	7.7%	7.3%	9.2%	9.1%
% of FP17s Relating to Free Repair or Replacements	107	13,670	0.8%	1.0%	1.0%	0.8%
% of FP17s Relating to Continuations	104	13,670	0.8%	1.3%	1.4%	1.2%
% of Patients satisfied with the dentistry they have received	27	28	96.4%	93.9%	93.1%	92.8%
% of Patients satisfied with the time they had to wait for an appointment	28	28	100.0%	90.0%	89.5%	88.7%

* This is based on patients treated on this contract for their most recent course of treatment. Figures in italics indicate the base number of FP17s or Patient Questionnaire responses are less than 100. N/A is shown where the base number of responses is less than 10 during the period. % is calculated as Quantity/Base number*100

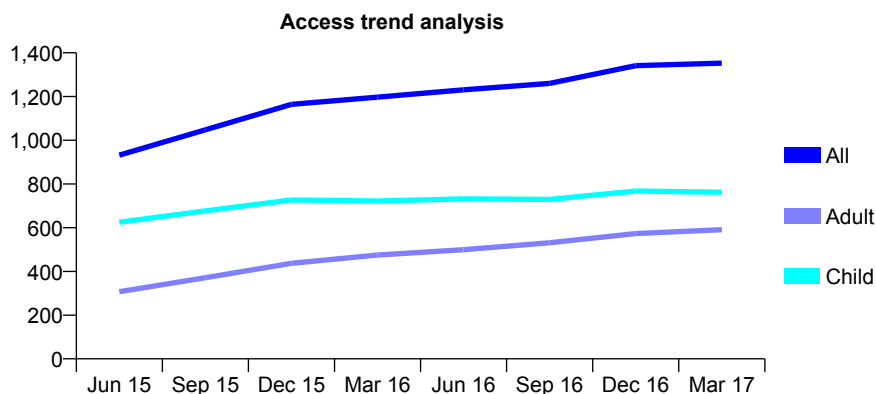
Q50 - Vital Signs At a Glance Contract Report for 222577/0002 - March 2017

Name or company name	MR AK FINN
Contract type name	GDS Contract
Purpose of contract	General and Orthodontic
Contract start date	01/12/2014
Contract end date	

16/17 Contracted general activity (UDA)	3,545
Carry forward general activity (UDA)	-71
16/17 Contracted orthodontic activity (UOA)	1,240
Carry forward orthodontic activity (UOA)	0
Baseline contract value	£192,449.26

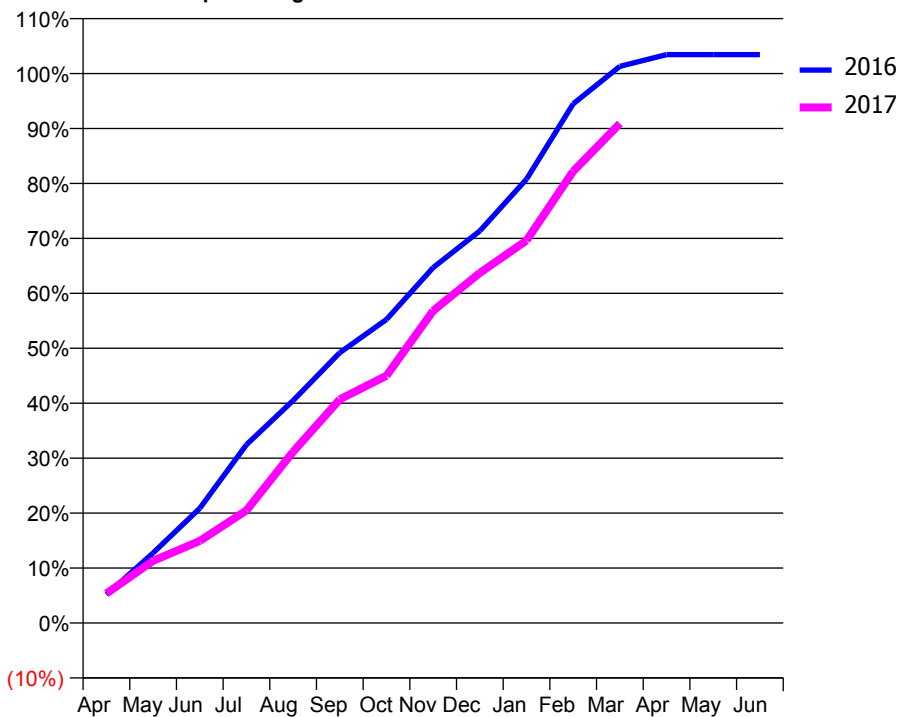
ACCESS*

Patients seen in 24 months	Total	Change since previous quarter
Quarter ending March 2016	1,197	
Quarter ending June 2016	1,231	↑
Quarter ending September 2016	1,260	↑
Quarter ending December 2016	1,341	↑
Quarter ending March 2017	1,353	→
Variance since March 2016	13.0%	↑



ACTIVITY

Cumulative percentage of contracted UDA delivered 2016 & 2017



Month	Adjusted Scheduled Activity (UDA)	
	2016	2017
April	183	190
May	452	402
June	740	529
July	1,151	726
August	1,435	1,105
September	1,744	1,443
October	1,958	1,595
November	2,293	2,014
December	2,530	2,259
January	2,864	2,468
February	3,349	2,914
March	3,591	3,222
April	3,667	
May	3,667	
June	3,667	

QUALITY

	Quantity	Base Number	Contract	AT	Region	England
% of FP17s for the same patient ID Re-attending within 3 months - Children	142	1,406	10.1%	10.2%	13.3%	12.3%
% of FP17s for the same patient ID Re-attending within 3 months - Adults	192	656	29.3%	13.7%	17.3%	16.7%
% of FP17s for the same patient ID Re-attending between 3 & 9 months - Children	806	1,406	57.3%	63.0%	58.9%	57.6%
% of FP17s for the same patient ID Re-attending between 3 & 9 months - Adults	278	656	42.4%	54.4%	52.2%	50.1%
% of FP17s for Band 1 Urgent Courses	282	1,802	15.6%	7.3%	9.2%	9.1%
% of FP17s Relating to Free Repair or Replacements	3	1,802	0.2%	1.0%	1.0%	0.8%
% of FP17s Relating to Continuations	23	1,802	1.3%	1.3%	1.4%	1.2%
% of Patients satisfied with the dentistry they have received	3	3	N/A	93.9%	93.1%	92.8%
% of Patients satisfied with the time they had to wait for an appointment	2	3	N/A	90.0%	89.5%	88.7%

* This is based on patients treated on this contract for their most recent course of treatment. Figures in italics indicate the base number of FP17s or Patient Questionnaire responses are less than 100. N/A is shown where the base number of responses is less than 10 during the period. % is calculated as Quantity/Base number*100

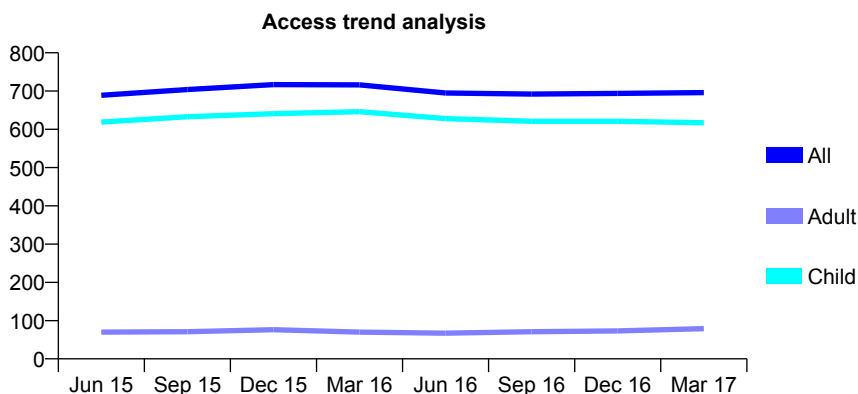
Q50 - Vital Signs At a Glance Contract Report for 239534/0001 - March 2017

Name or company name	MR KW LOFTHOUSE
Contract type name	GDS Contract
Purpose of contract	General
Contract start date	01/04/2006
Contract end date	

16/17 Contracted general activity (UDA)	1,442
Carry forward general activity (UDA)	-29
16/17 Contracted orthodontic activity (UOA)	0
Carry forward orthodontic activity (UOA)	0
Baseline contract value	£50,282.83

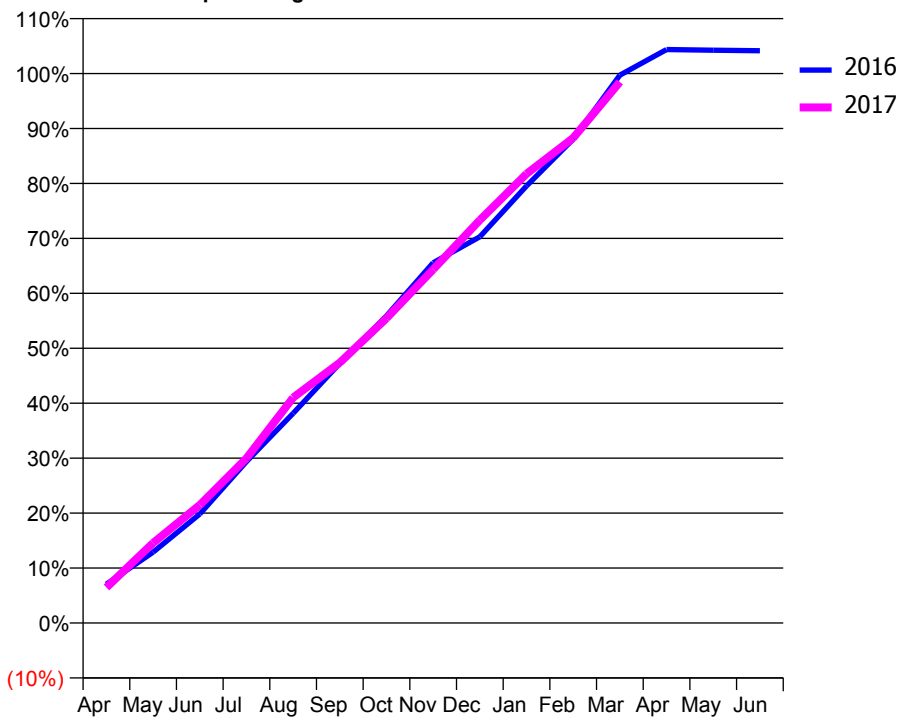
ACCESS*

Patients seen in 24 months	Total	Change since previous quarter
Quarter ending March 2016	716	
Quarter ending June 2016	695	↓
Quarter ending September 2016	692	→
Quarter ending December 2016	694	→
Quarter ending March 2017	696	→
Variance since March 2016	(2.8%)	↓



ACTIVITY

Cumulative percentage of contracted UDA delivered 2016 & 2017



Month	Adjusted Scheduled Activity (UDA)	
	2016	2017
April	102	93
May	186	210
June	286	310
July	424	432
August	550	592
September	682	683
October	806	800
November	945	928
December	1,014	1,057
January	1,147	1,179
February	1,270	1,273
March	1,438	1,420
April	1,505	
May	1,503	
June	1,502	

QUALITY

	Quantity	Base Number	Contract	AT	Region	England
% of FP17s for the same patient ID Re-attending within 3 months - Children	74	1,069	6.9%	10.2%	13.3%	12.3%
% of FP17s for the same patient ID Re-attending within 3 months - Adults	4	46	8.7%	13.7%	17.3%	16.7%
% of FP17s for the same patient ID Re-attending between 3 & 9 months - Children	728	1,069	68.1%	63.0%	58.9%	57.6%
% of FP17s for the same patient ID Re-attending between 3 & 9 months - Adults	28	46	60.9%	54.4%	52.2%	50.1%
% of FP17s for Band 1 Urgent Courses	25	1,063	2.4%	7.3%	9.2%	9.1%
% of FP17s Relating to Free Repair or Replacements	0	1,063	0.0%	1.0%	1.0%	0.8%
% of FP17s Relating to Continuations	0	1,063	0.0%	1.3%	1.4%	1.2%
% of Patients satisfied with the dentistry they have received	1	1	N/A	93.9%	93.1%	92.8%
% of Patients satisfied with the time they had to wait for an appointment	1	1	N/A	90.0%	89.5%	88.7%

* This is based on patients treated on this contract for their most recent course of treatment. Figures in italics indicate the base number of FP17s or Patient Questionnaire responses are less than 100. N/A is shown where the base number of responses is less than 10 during the period. % is calculated as Quantity/Base number*100

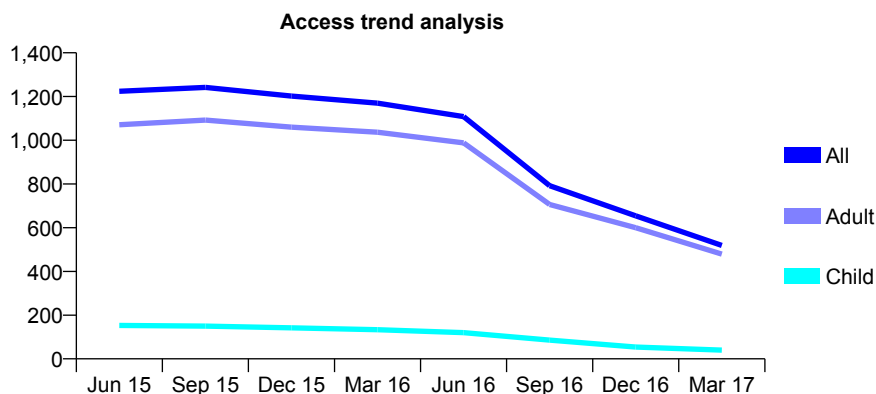
Q50 - Vital Signs At a Glance Contract Report for 243493/0001 - March 2017

Name or company name	MR CH BEE
Contract type name	GDS Contract
Purpose of contract	General
Contract start date	01/04/2006
Contract end date	30/04/2016

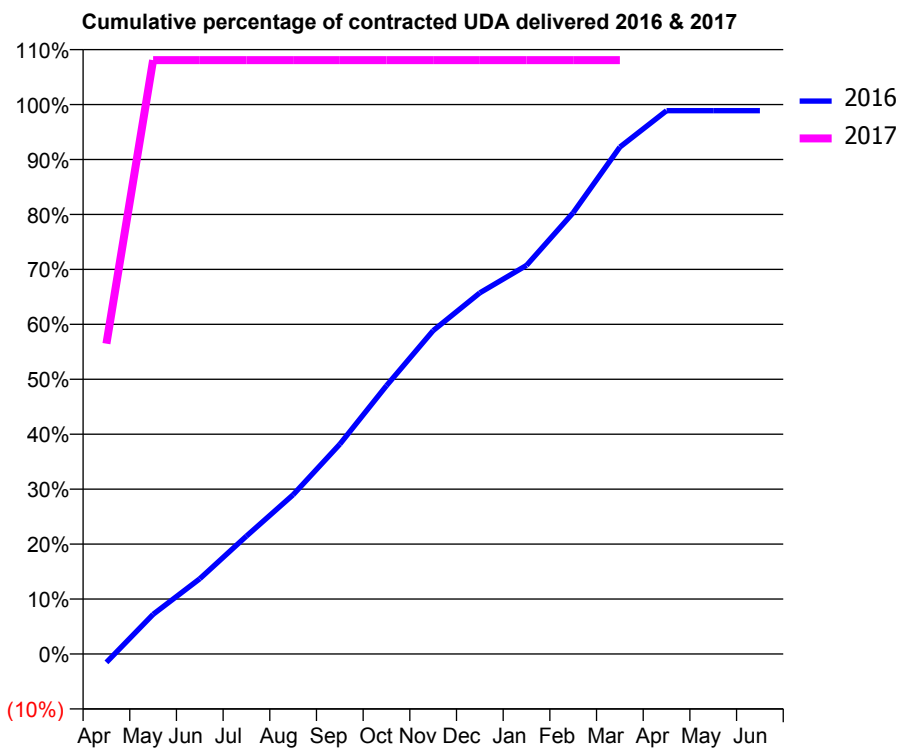
16/17 Contracted general activity (UDA)	342
Carry forward general activity (UDA)	0
16/17 Contracted orthodontic activity (UOA)	0
Carry forward orthodontic activity (UOA)	0
Baseline contract value	£8,728.56

ACCESS*

Patients seen in 24 months	Total	Change since previous quarter
Quarter ending March 2016	1,170	
Quarter ending June 2016	1,108	↓
Quarter ending September 2016	792	↓
Quarter ending December 2016	654	↓
Quarter ending March 2017	519	↓
Variance since March 2016	(55.6%)	↓



ACTIVITY



Month	Adjusted Scheduled Activity (UDA)	
	2016	2017
April	-63	193
May	296	370
June	562	370
July	880	370
August	1,189	370
September	1,566	370
October	2,004	370
November	2,414	370
December	2,696	370
January	2,901	370
February	3,294	370
March	3,784	370
April	4,056	
May	4,056	
June	4,056	

QUALITY

	Quantity	Base Number	Contract	AT	Region	England
% of FP17s for the same patient ID Re-attending within 3 months - Children	1	21	4.8%	10.2%	13.3%	12.3%
% of FP17s for the same patient ID Re-attending within 3 months - Adults	30	195	15.4%	13.7%	17.3%	16.7%
% of FP17s for the same patient ID Re-attending between 3 & 9 months - Children	13	21	61.9%	63.0%	58.9%	57.6%
% of FP17s for the same patient ID Re-attending between 3 & 9 months - Adults	95	195	48.7%	54.4%	52.2%	50.1%
% of FP17s for Band 1 Urgent Courses	3	132	2.3%	7.3%	9.2%	9.1%
% of FP17s Relating to Free Repair or Replacements	0	132	0.0%	1.0%	1.0%	0.8%
% of FP17s Relating to Continuations	3	132	2.3%	1.3%	1.4%	1.2%
% of Patients satisfied with the dentistry they have received	0	0	N/A	93.9%	93.1%	92.8%
% of Patients satisfied with the time they had to wait for an appointment	0	0	N/A	90.0%	89.5%	88.7%

* This is based on patients treated on this contract for their most recent course of treatment. Figures in italics indicate the base number of FP17s or Patient Questionnaire responses are less than 100. N/A is shown where the base number of responses is less than 10 during the period. % is calculated as Quantity/Base number*100

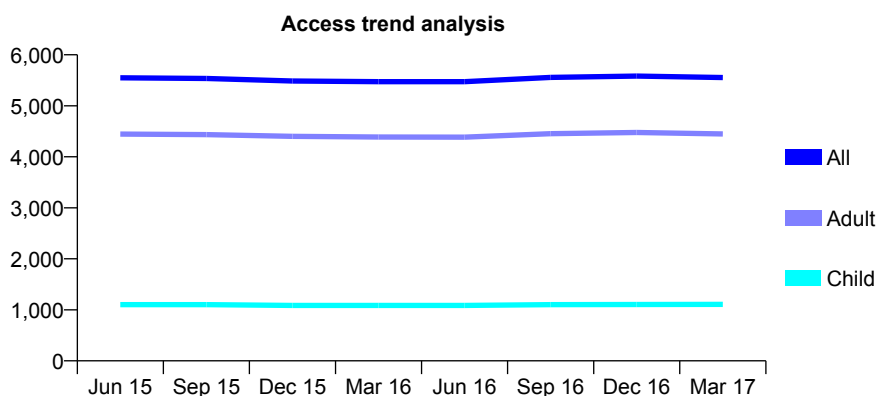
Q50 - Vital Signs At a Glance Contract Report for 243892/0002 - March 2017

Name or company name	MR JA MCCOURT
Contract type name	GDS Contract
Purpose of contract	General
Contract start date	01/04/2006
Contract end date	

16/17 Contracted general activity (UDA)	19,750
Carry forward general activity (UDA)	0
16/17 Contracted orthodontic activity (UOA)	0
Carry forward orthodontic activity (UOA)	0
Baseline contract value	£569,686.91

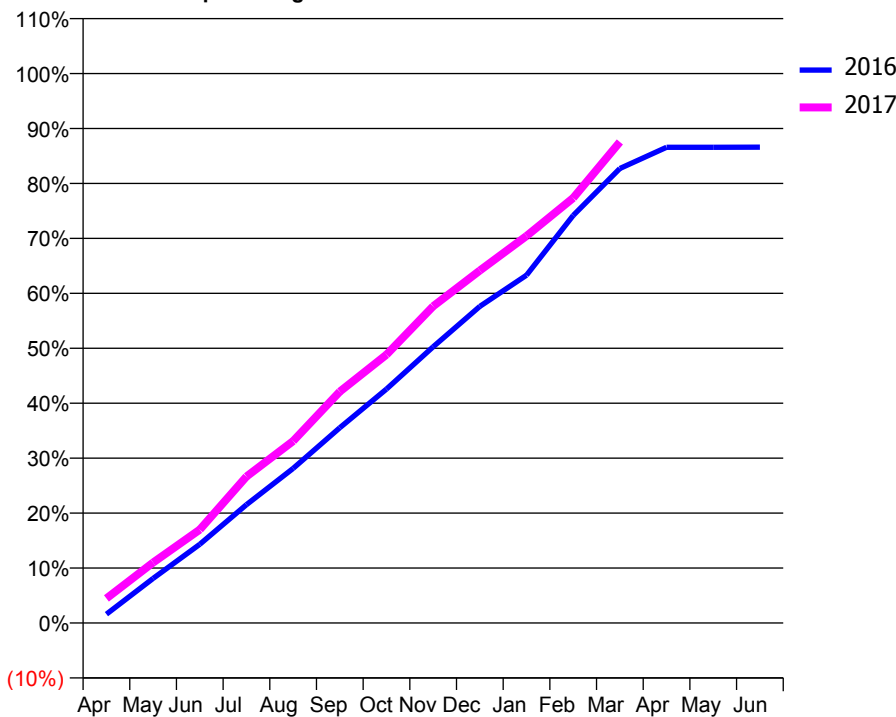
ACCESS*

Patients seen in 24 months	Total	Change since previous quarter
Quarter ending March 2016	5,473	
Quarter ending June 2016	5,473	→
Quarter ending September 2016	5,556	→
Quarter ending December 2016	5,583	→
Quarter ending March 2017	5,555	→
Variance since March 2016	1.5%	→



ACTIVITY

Cumulative percentage of contracted UDA delivered 2016 & 2017



Month	Adjusted Scheduled Activity (UDA)	
	2016	2017
April	320	883
May	1,605	2,174
June	2,829	3,359
July	4,254	5,265
August	5,557	6,539
September	7,020	8,319
October	8,411	9,645
November	9,929	11,387
December	11,378	12,672
January	12,500	13,909
February	14,648	15,278
March	16,335	17,288
April	17,097	
May	17,099	
June	17,102	

QUALITY

	Quantity	Base Number	Contract	AT	Region	England
% of FP17s for the same patient ID Re-attending within 3 months - Children	90	1,996	4.5%	10.2%	13.3%	12.3%
% of FP17s for the same patient ID Re-attending within 3 months - Adults	558	6,957	8.0%	13.7%	17.3%	16.7%
% of FP17s for the same patient ID Re-attending between 3 & 9 months - Children	1,530	1,996	76.7%	63.0%	58.9%	57.6%
% of FP17s for the same patient ID Re-attending between 3 & 9 months - Adults	4,981	6,957	71.6%	54.4%	52.2%	50.1%
% of FP17s for Band 1 Urgent Courses	138	8,585	1.6%	7.3%	9.2%	9.1%
% of FP17s Relating to Free Repair or Replacements	65	8,585	0.8%	1.0%	1.0%	0.8%
% of FP17s Relating to Continuations	74	8,585	0.9%	1.3%	1.4%	1.2%
% of Patients satisfied with the dentistry they have received	16	17	94.1%	93.9%	93.1%	92.8%
% of Patients satisfied with the time they had to wait for an appointment	17	17	100.0%	90.0%	89.5%	88.7%

* This is based on patients treated on this contract for their most recent course of treatment. Figures in italics indicate the base number of FP17s or Patient Questionnaire responses are less than 100. N/A is shown where the base number of responses is less than 10 during the period. % is calculated as Quantity/Base number*100

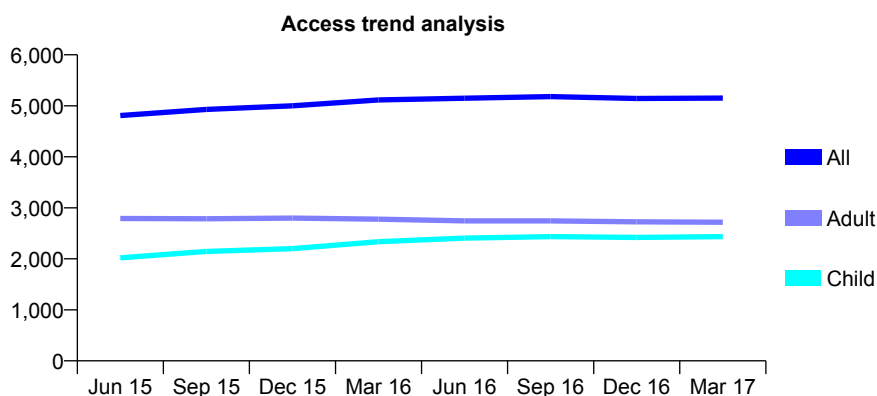
Q50 - Vital Signs At a Glance Contract Report for 278564/0001 - March 2017

Name or company name	MR K LEESON
Contract type name	GDS Contract
Purpose of contract	General
Contract start date	14/01/2008
Contract end date	

16/17 Contracted general activity (UDA)	9,708
Carry forward general activity (UDA)	-194
16/17 Contracted orthodontic activity (UOA)	0
Carry forward orthodontic activity (UOA)	0
Baseline contract value	£287,999.75

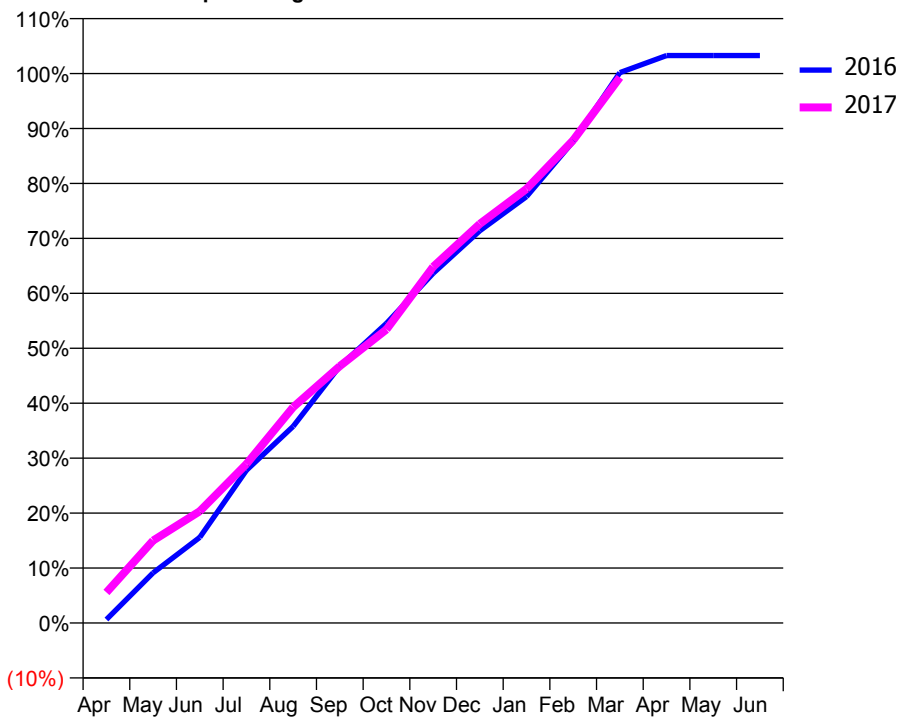
ACCESS*

Patients seen in 24 months	Total	Change since previous quarter
Quarter ending March 2016	5,116	
Quarter ending June 2016	5,150	→
Quarter ending September 2016	5,181	→
Quarter ending December 2016	5,145	→
Quarter ending March 2017	5,152	→
Variance since March 2016	0.7%	→



ACTIVITY

Cumulative percentage of contracted UDA delivered 2016 & 2017



Month	Adjusted Scheduled Activity (UDA)	
	2016	2017
April	64	541
May	888	1,458
June	1,515	1,975
July	2,698	2,810
August	3,473	3,814
September	4,538	4,539
October	5,294	5,186
November	6,177	6,294
December	6,929	7,051
January	7,533	7,669
February	8,509	8,530
March	9,723	9,640
April	10,025	
May	10,025	
June	10,026	

QUALITY

	Quantity	Base Number	Contract	AT	Region	England
% of FP17s for the same patient ID Re-attending within 3 months - Children	422	4,584	9.2%	10.2%	13.3%	12.3%
% of FP17s for the same patient ID Re-attending within 3 months - Adults	629	4,535	13.9%	13.7%	17.3%	16.7%
% of FP17s for the same patient ID Re-attending between 3 & 9 months - Children	3,324	4,584	72.5%	63.0%	58.9%	57.6%
% of FP17s for the same patient ID Re-attending between 3 & 9 months - Adults	3,276	4,535	72.2%	54.4%	52.2%	50.1%
% of FP17s for Band 1 Urgent Courses	345	6,820	5.1%	7.3%	9.2%	9.1%
% of FP17s Relating to Free Repair or Replacements	21	6,820	0.3%	1.0%	1.0%	0.8%
% of FP17s Relating to Continuations	74	6,820	1.1%	1.3%	1.4%	1.2%
% of Patients satisfied with the dentistry they have received	5	7	N/A	93.9%	93.1%	92.8%
% of Patients satisfied with the time they had to wait for an appointment	7	7	N/A	90.0%	89.5%	88.7%

* This is based on patients treated on this contract for their most recent course of treatment. Figures in italics indicate the base number of FP17s or Patient Questionnaire responses are less than 100. N/A is shown where the base number of responses is less than 10 during the period. % is calculated as Quantity/Base number*100

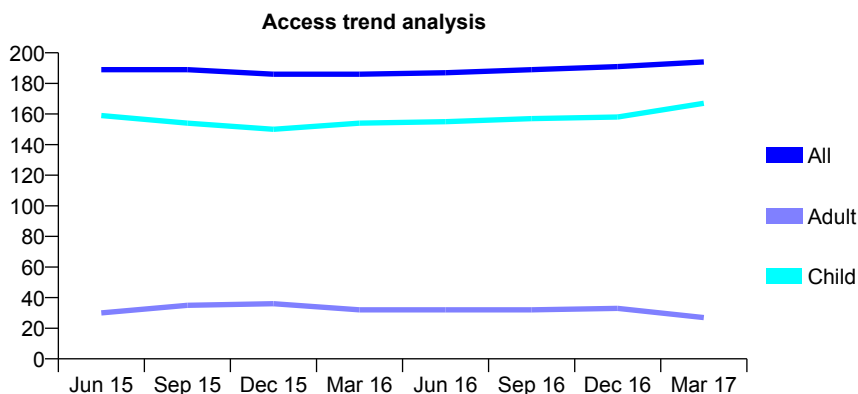
Q50 - Vital Signs At a Glance Contract Report for 309850/0001 - March 2017

Name or company name	MR JJ SCARLETT
Contract type name	GDS Contract
Purpose of contract	General
Contract start date	01/04/2006
Contract end date	

16/17 Contracted general activity (UDA)	572
Carry forward general activity (UDA)	18
16/17 Contracted orthodontic activity (UOA)	0
Carry forward orthodontic activity (UOA)	0
Baseline contract value	£13,179.66

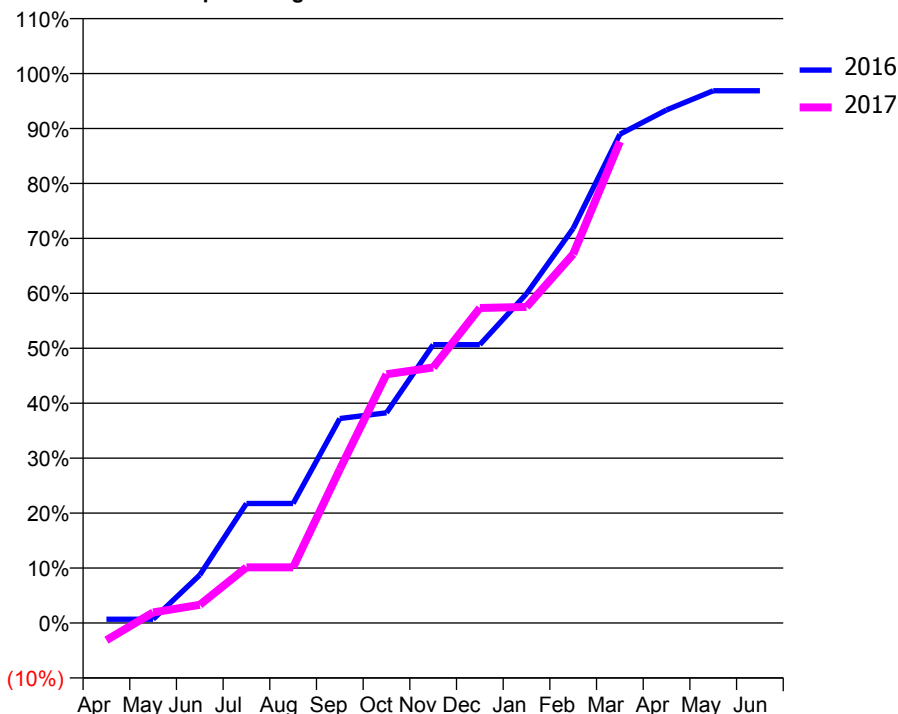
ACCESS*

Patients seen in 24 months	Total	Change since previous quarter
Quarter ending March 2016	186	
Quarter ending June 2016	187	→
Quarter ending September 2016	189	→
Quarter ending December 2016	191	→
Quarter ending March 2017	194	→
Variance since March 2016	4.3%	↑



ACTIVITY

Cumulative percentage of contracted UDA delivered 2016 & 2017



Month	Adjusted Scheduled Activity (UDA)	
	2016	2017
April	4	-18
May	4	11
June	50	19
July	124	58
August	124	58
September	213	160
October	219	259
November	290	266
December	290	328
January	343	329
February	411	384
March	509	501
April	534	
May	554	
June	554	

QUALITY

	Quantity	Base Number	Contract	AT	Region	England
% of FP17s for the same patient ID Re-attending within 3 months - Children	11	242	4.5%	10.2%	13.3%	12.3%
% of FP17s for the same patient ID Re-attending within 3 months - Adults	0	14	0.0%	13.7%	17.3%	16.7%
% of FP17s for the same patient ID Re-attending between 3 & 9 months - Children	165	242	68.2%	63.0%	58.9%	57.6%
% of FP17s for the same patient ID Re-attending between 3 & 9 months - Adults	13	14	92.9%	54.4%	52.2%	50.1%
% of FP17s for Band 1 Urgent Courses	0	235	0.0%	7.3%	9.2%	9.1%
% of FP17s Relating to Free Repair or Replacements	0	235	0.0%	1.0%	1.0%	0.8%
% of FP17s Relating to Continuations	0	235	0.0%	1.3%	1.4%	1.2%
% of Patients satisfied with the dentistry they have received	0	0	N/A	93.9%	93.1%	92.8%
% of Patients satisfied with the time they had to wait for an appointment	0	0	N/A	90.0%	89.5%	88.7%

* This is based on patients treated on this contract for their most recent course of treatment. Figures in italics indicate the base number of FP17s or Patient Questionnaire responses are less than 100. N/A is shown where the base number of responses is less than 10 during the period. % is calculated as Quantity/Base number*100

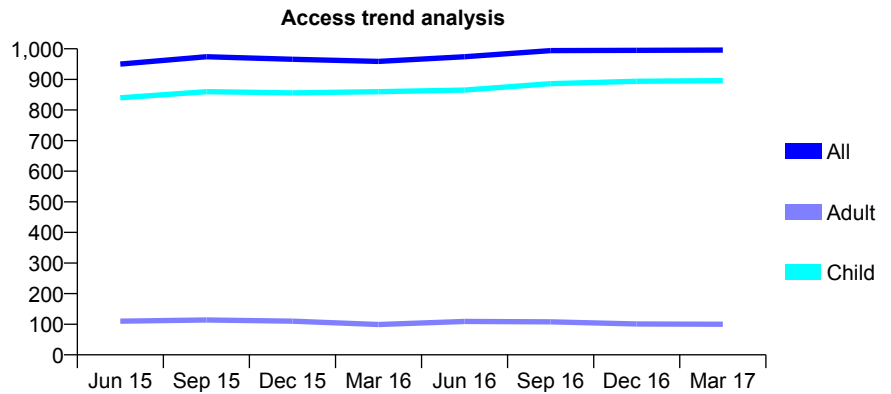
Q50 - Vital Signs At a Glance Contract Report for 321524/0001 - March 2017

Name or company name	MR ML LUND
Contract type name	GDS Contract
Purpose of contract	General
Contract start date	01/04/2006
Contract end date	

16/17 Contracted general activity (UDA)	2,362
Carry forward general activity (UDA)	40
16/17 Contracted orthodontic activity (UOA)	0
Carry forward orthodontic activity (UOA)	0
Baseline contract value	£71,864.20

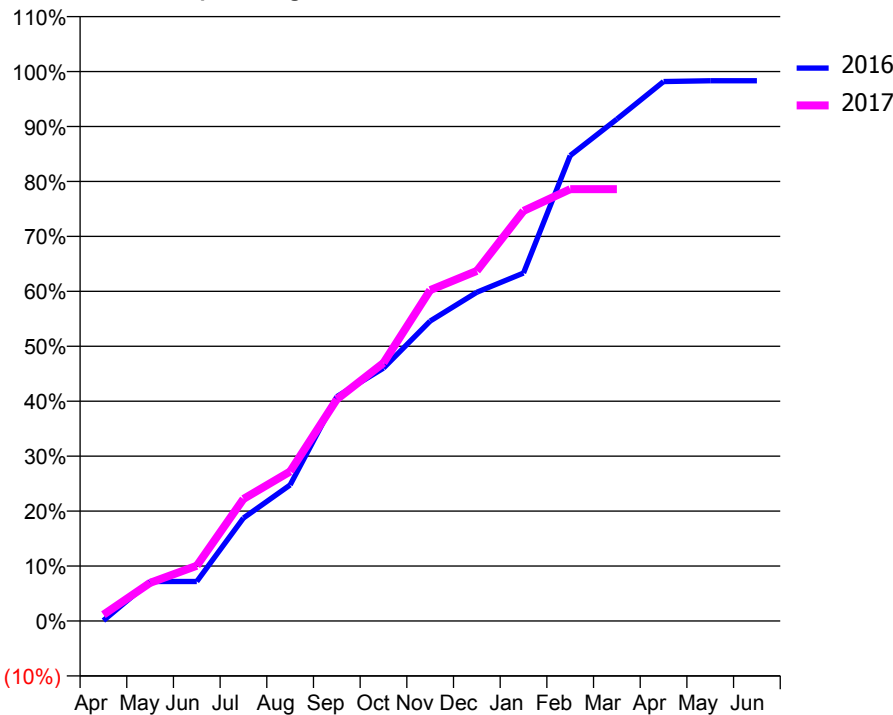
ACCESS*

Patients seen in 24 months	Total	Change since previous quarter
Quarter ending March 2016	959	
Quarter ending June 2016	974	→
Quarter ending September 2016	994	↑
Quarter ending December 2016	995	→
Quarter ending March 2017	996	→
Variance since March 2016	3.9%	↑



ACTIVITY

Cumulative percentage of contracted UDA delivered 2016 & 2017



Month	Adjusted Scheduled Activity (UDA)	
	2016	2017
April	2	27
May	170	164
June	170	238
July	443	525
August	585	643
September	964	953
October	1,087	1,110
November	1,289	1,422
December	1,413	1,505
January	1,496	1,763
February	2,001	1,856
March	2,157	1,856
April	2,319	
May	2,322	
June	2,322	

QUALITY

	Quantity	Base Number	Contract	AT	Region	England
% of FP17s for the same patient ID Re-attending within 3 months - Children	134	1,458	9.2%	10.2%	13.3%	12.3%
% of FP17s for the same patient ID Re-attending within 3 months - Adults	0	0	N/A	13.7%	17.3%	16.7%
% of FP17s for the same patient ID Re-attending between 3 & 9 months - Children	1,080	1,458	74.1%	63.0%	58.9%	57.6%
% of FP17s for the same patient ID Re-attending between 3 & 9 months - Adults	0	0	N/A	54.4%	52.2%	50.1%
% of FP17s for Band 1 Urgent Courses	31	1,347	2.3%	7.3%	9.2%	9.1%
% of FP17s Relating to Free Repair or Replacements	0	1,347	0.0%	1.0%	1.0%	0.8%
% of FP17s Relating to Continuations	0	1,347	0.0%	1.3%	1.4%	1.2%
% of Patients satisfied with the dentistry they have received	1	1	N/A	93.9%	93.1%	92.8%
% of Patients satisfied with the time they had to wait for an appointment	1	1	N/A	90.0%	89.5%	88.7%

* This is based on patients treated on this contract for their most recent course of treatment. Figures in italics indicate the base number of FP17s or Patient Questionnaire responses are less than 100. N/A is shown where the base number of responses is less than 10 during the period. % is calculated as Quantity/Base number*100

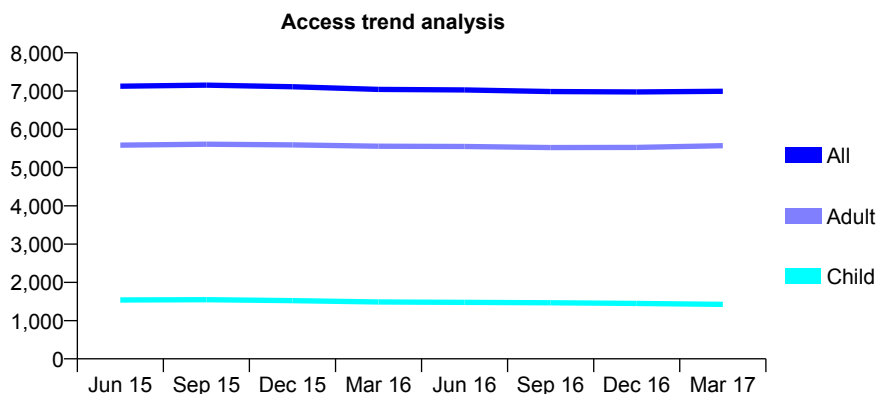
Q50 - Vital Signs At a Glance Contract Report for 328170/0001 - March 2017

Name or company name	MR CD AYER
Contract type name	GDS Contract
Purpose of contract	General
Contract start date	01/04/2006
Contract end date	

16/17 Contracted general activity (UDA)	22,000
Carry forward general activity (UDA)	0
16/17 Contracted orthodontic activity (UOA)	0
Carry forward orthodontic activity (UOA)	0
Baseline contract value	£602,300.46

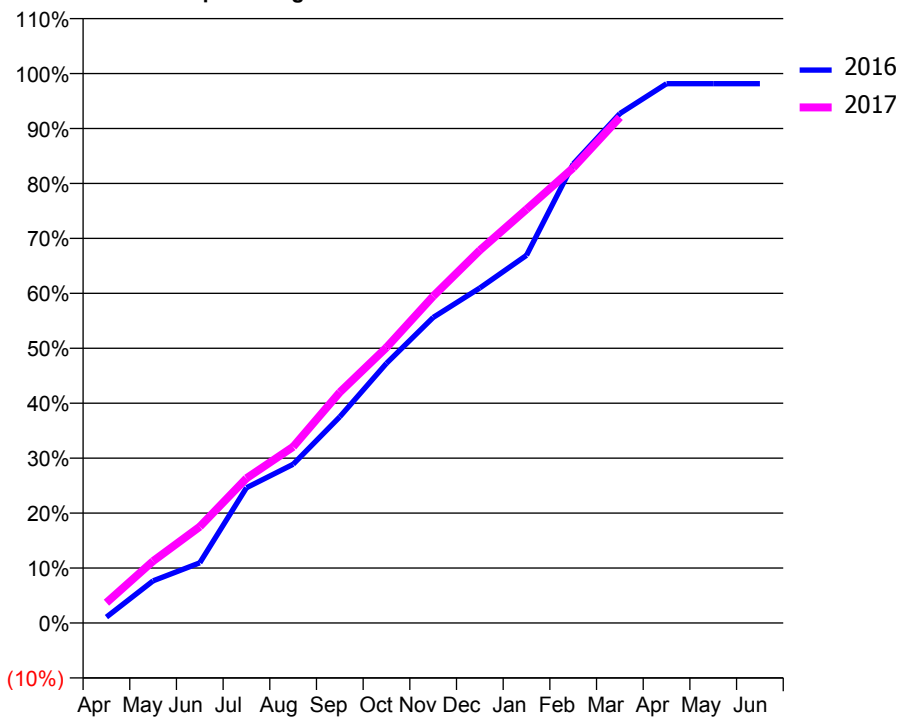
ACCESS*

Patients seen in 24 months	Total	Change since previous quarter
Quarter ending March 2016	7,043	
Quarter ending June 2016	7,029	→
Quarter ending September 2016	6,988	→
Quarter ending December 2016	6,977	→
Quarter ending March 2017	6,994	→
Variance since March 2016	(0.7%)	→



ACTIVITY

Cumulative percentage of contracted UDA delivered 2016 & 2017



Month	Adjusted Scheduled Activity (UDA)	
	2016	2017
April	240	813
May	1,687	2,482
June	2,413	3,858
July	5,416	5,797
August	6,353	7,056
September	8,256	9,241
October	10,395	11,034
November	12,232	13,081
December	13,413	14,923
January	14,719	16,561
February	18,379	18,226
March	20,398	20,247
April	21,594	
May	21,594	
June	21,594	

QUALITY

	Quantity	Base Number	Contract	AT	Region	England
% of FP17s for the same patient ID Re-attending within 3 months - Children	140	2,177	6.4%	10.2%	13.3%	12.3%
% of FP17s for the same patient ID Re-attending within 3 months - Adults	680	7,120	9.6%	13.7%	17.3%	16.7%
% of FP17s for the same patient ID Re-attending between 3 & 9 months - Children	1,411	2,177	64.8%	63.0%	58.9%	57.6%
% of FP17s for the same patient ID Re-attending between 3 & 9 months - Adults	3,474	7,120	48.8%	54.4%	52.2%	50.1%
% of FP17s for Band 1 Urgent Courses	232	8,812	2.6%	7.3%	9.2%	9.1%
% of FP17s Relating to Free Repair or Replacements	151	8,812	1.7%	1.0%	1.0%	0.8%
% of FP17s Relating to Continuations	131	8,812	1.5%	1.3%	1.4%	1.2%
% of Patients satisfied with the dentistry they have received	16	17	94.1%	93.9%	93.1%	92.8%
% of Patients satisfied with the time they had to wait for an appointment	16	17	94.1%	90.0%	89.5%	88.7%

* This is based on patients treated on this contract for their most recent course of treatment. Figures in italics indicate the base number of FP17s or Patient Questionnaire responses are less than 100. N/A is shown where the base number of responses is less than 10 during the period. % is calculated as Quantity/Base number*100

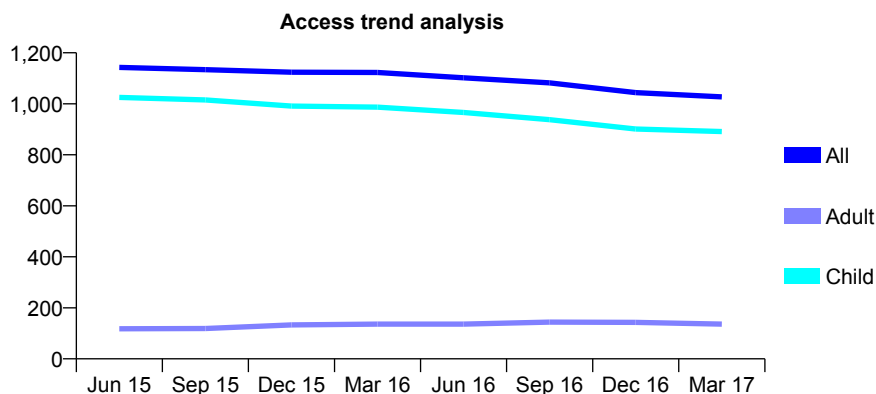
Q50 - Vital Signs At a Glance Contract Report for 334855/0001 - March 2017

Name or company name	MRS CJ TANNAHILL
Contract type name	GDS Contract
Purpose of contract	General
Contract start date	01/04/2007
Contract end date	

16/17 Contracted general activity (UDA)	2,200
Carry forward general activity (UDA)	-14
16/17 Contracted orthodontic activity (UOA)	0
Carry forward orthodontic activity (UOA)	0
Baseline contract value	£48,449.49

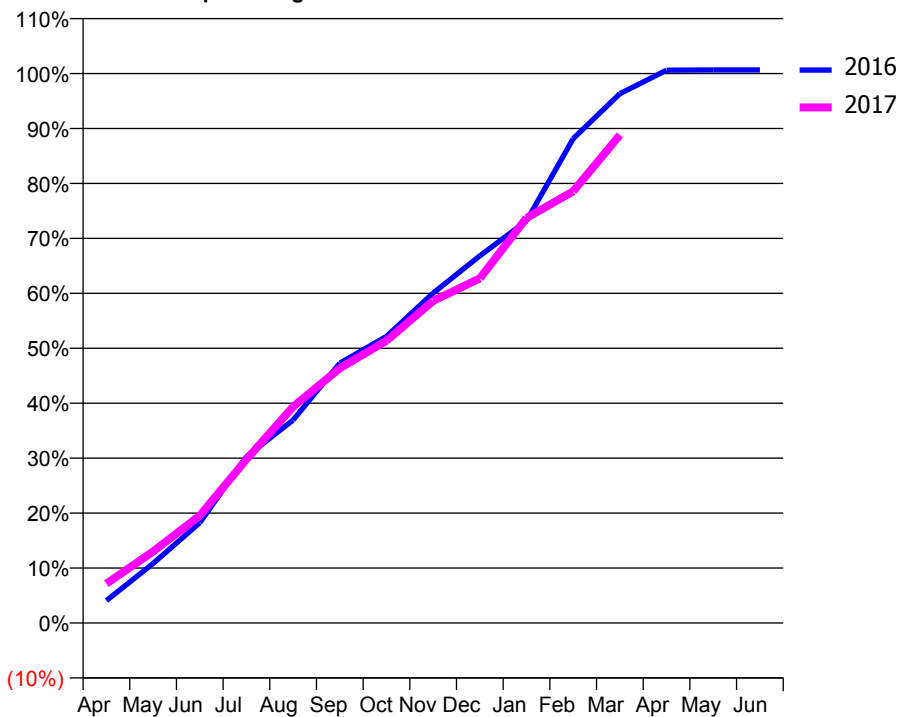
ACCESS*

Patients seen in 24 months	Total	Change since previous quarter
Quarter ending March 2016	1,123	
Quarter ending June 2016	1,102	↓
Quarter ending September 2016	1,082	↓
Quarter ending December 2016	1,044	↓
Quarter ending March 2017	1,027	↓
Variance since March 2016	(8.5%)	↓



ACTIVITY

Cumulative percentage of contracted UDA delivered 2016 & 2017



Month	Adjusted Scheduled Activity (UDA)	
	2016	2017
April	90	158
May	238	286
June	402	430
July	667	655
August	813	866
September	1,040	1,020
October	1,147	1,130
November	1,321	1,290
December	1,470	1,380
January	1,610	1,622
February	1,939	1,728
March	2,119	1,954
April	2,213	
May	2,214	
June	2,214	

QUALITY

	Quantity	Base Number	Contract	AT	Region	England
% of FP17s for the same patient ID Re-attending within 3 months - Children	140	1,517	9.2%	10.2%	13.3%	12.3%
% of FP17s for the same patient ID Re-attending within 3 months - Adults	3	62	4.8%	13.7%	17.3%	16.7%
% of FP17s for the same patient ID Re-attending between 3 & 9 months - Children	1,110	1,517	73.2%	63.0%	58.9%	57.6%
% of FP17s for the same patient ID Re-attending between 3 & 9 months - Adults	44	62	71.0%	54.4%	52.2%	50.1%
% of FP17s for Band 1 Urgent Courses	13	1,508	0.9%	7.3%	9.2%	9.1%
% of FP17s Relating to Free Repair or Replacements	0	1,508	0.0%	1.0%	1.0%	0.8%
% of FP17s Relating to Continuations	0	1,508	0.0%	1.3%	1.4%	1.2%
% of Patients satisfied with the dentistry they have received	1	1	N/A	93.9%	93.1%	92.8%
% of Patients satisfied with the time they had to wait for an appointment	1	1	N/A	90.0%	89.5%	88.7%

* This is based on patients treated on this contract for their most recent course of treatment. Figures in italics indicate the base number of FP17s or Patient Questionnaire responses are less than 100. N/A is shown where the base number of responses is less than 10 during the period. % is calculated as Quantity/Base number*100

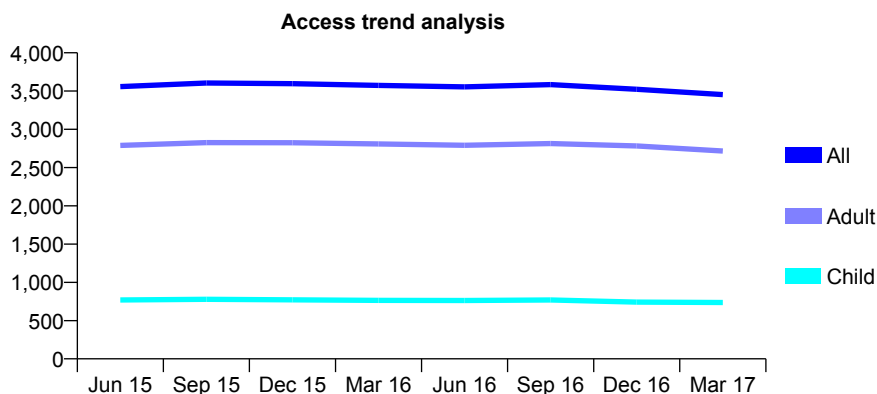
Q50 - Vital Signs At a Glance Contract Report for 336998/0001 - March 2017

Name or company name	MR C LANGLEY
Contract type name	GDS Contract
Purpose of contract	General
Contract start date	01/04/2006
Contract end date	

16/17 Contracted general activity (UDA)	9,188
Carry forward general activity (UDA)	0
16/17 Contracted orthodontic activity (UOA)	0
Carry forward orthodontic activity (UOA)	0
Baseline contract value	£279,017.57

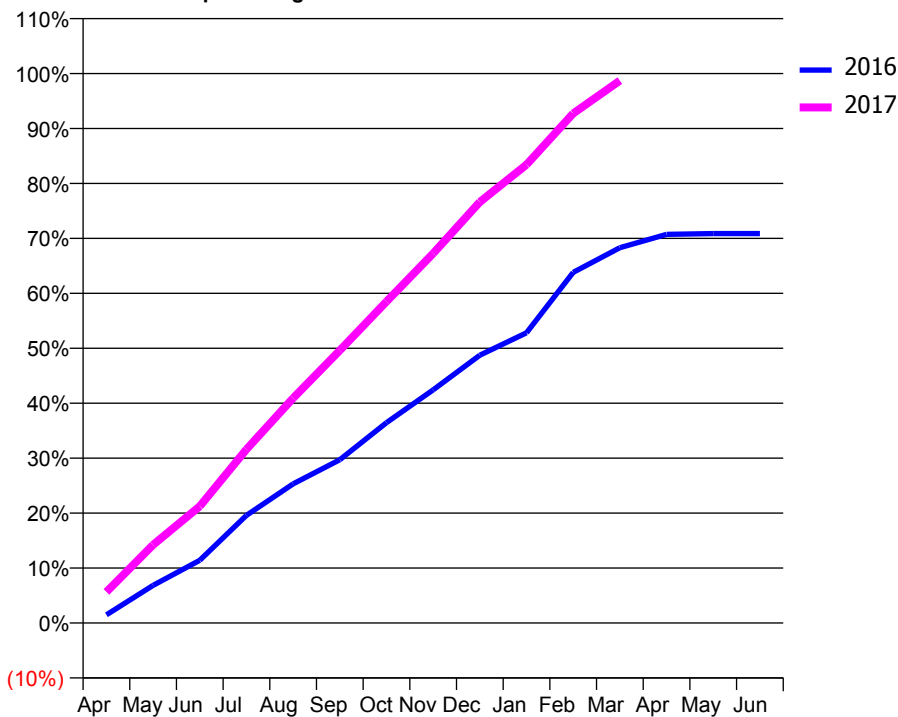
ACCESS*

Patients seen in 24 months	Total	Change since previous quarter
Quarter ending March 2016	3,573	
Quarter ending June 2016	3,554	→
Quarter ending September 2016	3,584	→
Quarter ending December 2016	3,523	↓
Quarter ending March 2017	3,453	↓
Variance since March 2016	(3.4%)	↓



ACTIVITY

Cumulative percentage of contracted UDA delivered 2016 & 2017



Month	Adjusted Scheduled Activity (UDA)	
	2016	2017
April	158	521
May	720	1,309
June	1,200	1,952
July	2,058	2,903
August	2,659	3,759
September	3,121	4,558
October	3,829	5,375
November	4,456	6,180
December	5,118	7,040
January	5,545	7,665
February	6,701	8,521
March	7,170	9,069
April	7,427	
May	7,441	
June	7,441	

QUALITY

	Quantity	Base Number	Contract	AT	Region	England
% of FP17s for the same patient ID Re-attending within 3 months - Children	91	1,216	7.5%	10.2%	13.3%	12.3%
% of FP17s for the same patient ID Re-attending within 3 months - Adults	816	4,402	18.5%	13.7%	17.3%	16.7%
% of FP17s for the same patient ID Re-attending between 3 & 9 months - Children	820	1,216	67.4%	63.0%	58.9%	57.6%
% of FP17s for the same patient ID Re-attending between 3 & 9 months - Adults	2,011	4,402	45.7%	54.4%	52.2%	50.1%
% of FP17s for Band 1 Urgent Courses	543	5,459	9.9%	7.3%	9.2%	9.1%
% of FP17s Relating to Free Repair or Replacements	20	5,459	0.4%	1.0%	1.0%	0.8%
% of FP17s Relating to Continuations	107	5,459	2.0%	1.3%	1.4%	1.2%
% of Patients satisfied with the dentistry they have received	13	13	100.0%	93.9%	93.1%	92.8%
% of Patients satisfied with the time they had to wait for an appointment	13	13	100.0%	90.0%	89.5%	88.7%

* This is based on patients treated on this contract for their most recent course of treatment. Figures in italics indicate the base number of FP17s or Patient Questionnaire responses are less than 100. N/A is shown where the base number of responses is less than 10 during the period. % is calculated as Quantity/Base number*100

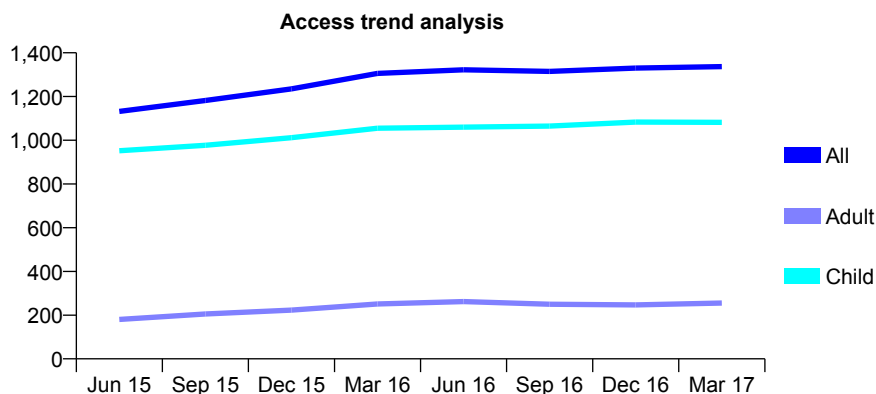
Q50 - Vital Signs At a Glance Contract Report for 352004/0003 - March 2017

Name or company name	MR JG MURRAY
Contract type name	GDS Contract
Purpose of contract	General
Contract start date	01/04/2014
Contract end date	

16/17 Contracted general activity (UDA)	2,811
Carry forward general activity (UDA)	69
16/17 Contracted orthodontic activity (UOA)	0
Carry forward orthodontic activity (UOA)	0
Baseline contract value	£87,559.02

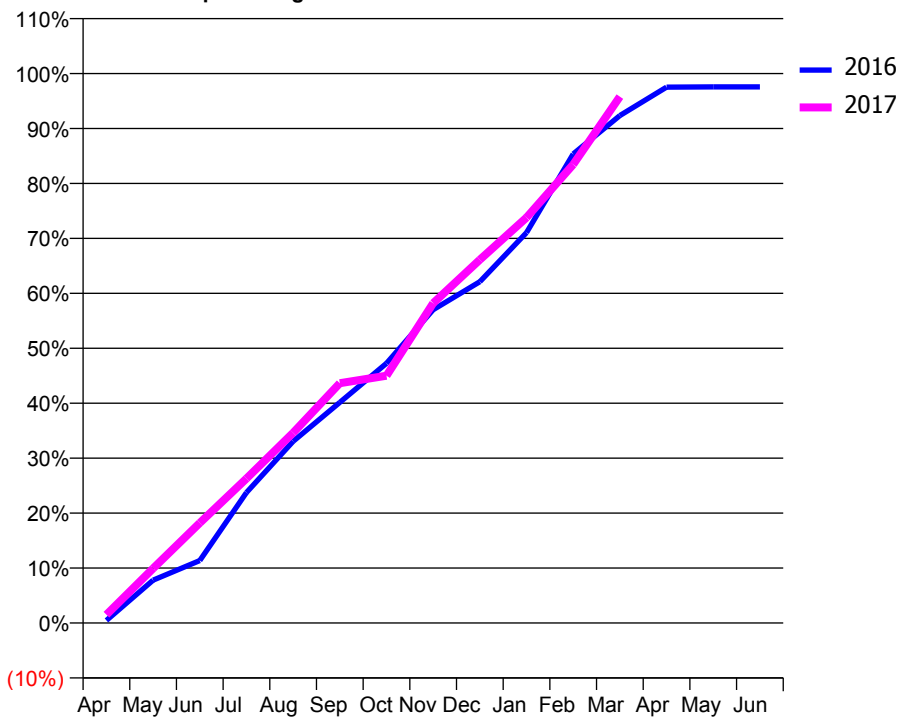
ACCESS*

Patients seen in 24 months	Total	Change since previous quarter
Quarter ending March 2016	1,306	
Quarter ending June 2016	1,322	→
Quarter ending September 2016	1,315	→
Quarter ending December 2016	1,330	→
Quarter ending March 2017	1,337	→
Variance since March 2016	2.4%	↑



ACTIVITY

Cumulative percentage of contracted UDA delivered 2016 & 2017



Adjusted Scheduled Activity (UDA)

Month	2016	2017
April	13	43
May	219	279
June	320	512
July	667	739
August	929	973
September	1,129	1,227
October	1,328	1,265
November	1,603	1,636
December	1,746	1,859
January	1,997	2,074
February	2,400	2,346
March	2,596	2,693
April	2,741	
May	2,742	
June	2,742	

QUALITY

	Quantity	Base Number	Contract	AT	Region	England
% of FP17s for the same patient ID Re-attending within 3 months - Children	173	1,927	9.0%	10.2%	13.3%	12.3%
% of FP17s for the same patient ID Re-attending within 3 months - Adults	24	192	12.5%	13.7%	17.3%	16.7%
% of FP17s for the same patient ID Re-attending between 3 & 9 months - Children	1,228	1,927	63.7%	63.0%	58.9%	57.6%
% of FP17s for the same patient ID Re-attending between 3 & 9 months - Adults	97	192	50.5%	54.4%	52.2%	50.1%
% of FP17s for Band 1 Urgent Courses	58	1,999	2.9%	7.3%	9.2%	9.1%
% of FP17s Relating to Free Repair or Replacements	6	1,999	0.3%	1.0%	1.0%	0.8%
% of FP17s Relating to Continuations	3	1,999	0.2%	1.3%	1.4%	1.2%
% of Patients satisfied with the dentistry they have received	0	0	N/A	93.9%	93.1%	92.8%
% of Patients satisfied with the time they had to wait for an appointment	0	0	N/A	90.0%	89.5%	88.7%

* This is based on patients treated on this contract for their most recent course of treatment. Figures in italics indicate the base number of FP17s or Patient Questionnaire responses are less than 100. N/A is shown where the base number of responses is less than 10 during the period. % is calculated as Quantity/Base number*100

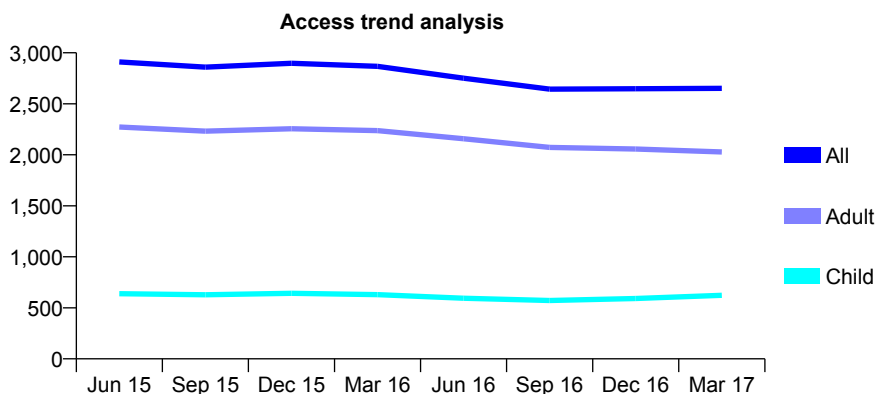
Q50 - Vital Signs At a Glance Contract Report for 358231/0003 - March 2017

Name or company name	Falsgrave Dental Surgery
Contract type name	GDS Contract
Purpose of contract	General
Contract start date	01/07/2011
Contract end date	

16/17 Contracted general activity (UDA)	10,769
Carry forward general activity (UDA)	0
16/17 Contracted orthodontic activity (UOA)	0
Carry forward orthodontic activity (UOA)	0
Baseline contract value	£330,110.16

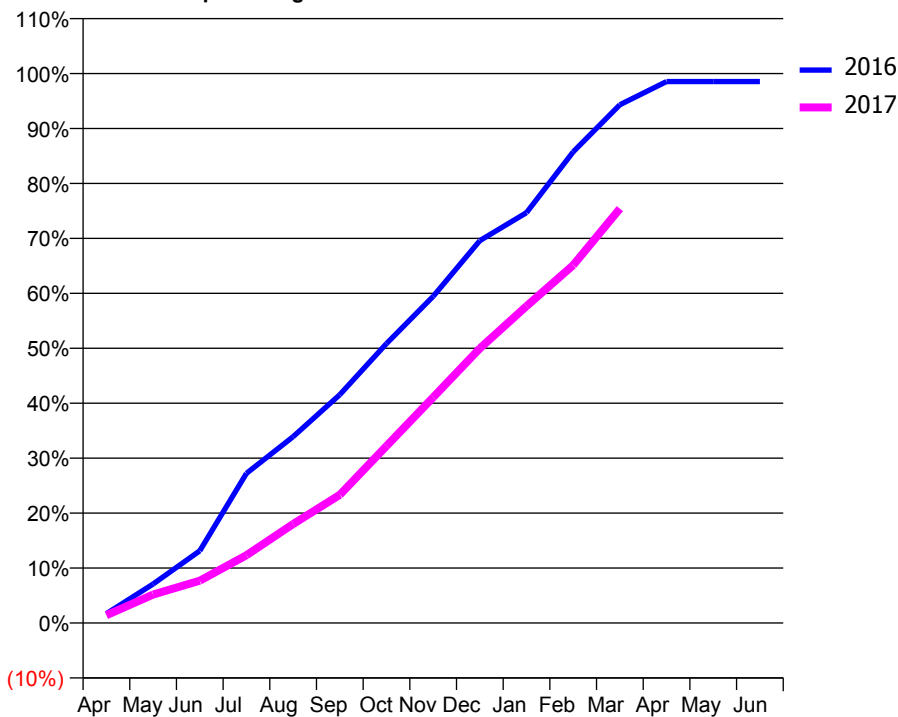
ACCESS*

Patients seen in 24 months	Total	Change since previous quarter
Quarter ending March 2016	2,867	
Quarter ending June 2016	2,751	↓
Quarter ending September 2016	2,644	↓
Quarter ending December 2016	2,648	→
Quarter ending March 2017	2,651	→
Variance since March 2016	(7.5%)	↓



ACTIVITY

Cumulative percentage of contracted UDA delivered 2016 & 2017



Month	Adjusted Scheduled Activity (UDA)	
	2016	2017
April	184	153
May	765	557
June	1,415	830
July	2,934	1,329
August	3,653	1,940
September	4,475	2,512
October	5,476	3,469
November	6,401	4,422
December	7,495	5,382
January	8,041	6,212
February	9,235	7,013
March	10,158	8,121
April	10,611	
May	10,611	
June	10,611	

QUALITY

	Quantity	Base Number	Contract	AT	Region	England
% of FP17s for the same patient ID Re-attending within 3 months - Children	78	889	8.8%	10.2%	13.3%	12.3%
% of FP17s for the same patient ID Re-attending within 3 months - Adults	398	2,818	14.1%	13.7%	17.3%	16.7%
% of FP17s for the same patient ID Re-attending between 3 & 9 months - Children	466	889	52.4%	63.0%	58.9%	57.6%
% of FP17s for the same patient ID Re-attending between 3 & 9 months - Adults	1,559	2,818	55.3%	54.4%	52.2%	50.1%
% of FP17s for Band 1 Urgent Courses	257	3,560	7.2%	7.3%	9.2%	9.1%
% of FP17s Relating to Free Repair or Replacements	71	3,560	2.0%	1.0%	1.0%	0.8%
% of FP17s Relating to Continuations	45	3,560	1.3%	1.3%	1.4%	1.2%
% of Patients satisfied with the dentistry they have received	2	2	N/A	93.9%	93.1%	92.8%
% of Patients satisfied with the time they had to wait for an appointment	2	2	N/A	90.0%	89.5%	88.7%

* This is based on patients treated on this contract for their most recent course of treatment. Figures in italics indicate the base number of FP17s or Patient Questionnaire responses are less than 100. N/A is shown where the base number of responses is less than 10 during the period. % is calculated as Quantity/Base number*100

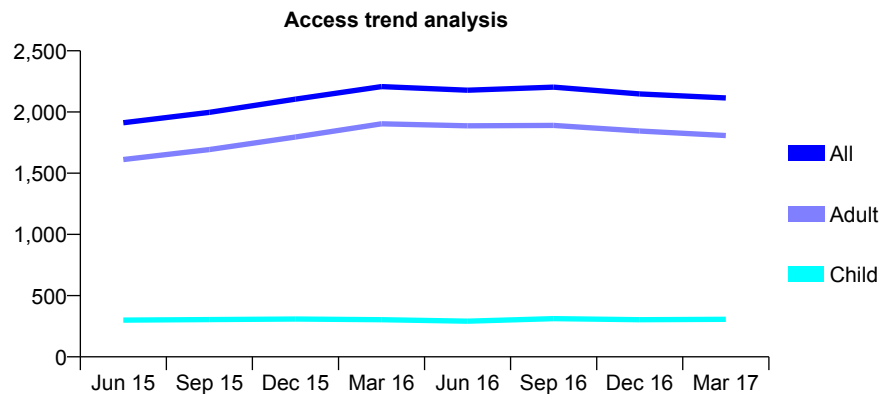
Q50 - Vital Signs At a Glance Contract Report for 359157/0001 - March 2017

Name or company name	MR D TOMKINSON
Contract type name	GDS Contract
Purpose of contract	General
Contract start date	01/04/2014
Contract end date	

16/17 Contracted general activity (UDA)	5,735
Carry forward general activity (UDA)	84
16/17 Contracted orthodontic activity (UOA)	0
Carry forward orthodontic activity (UOA)	0
Baseline contract value	£169,341.78

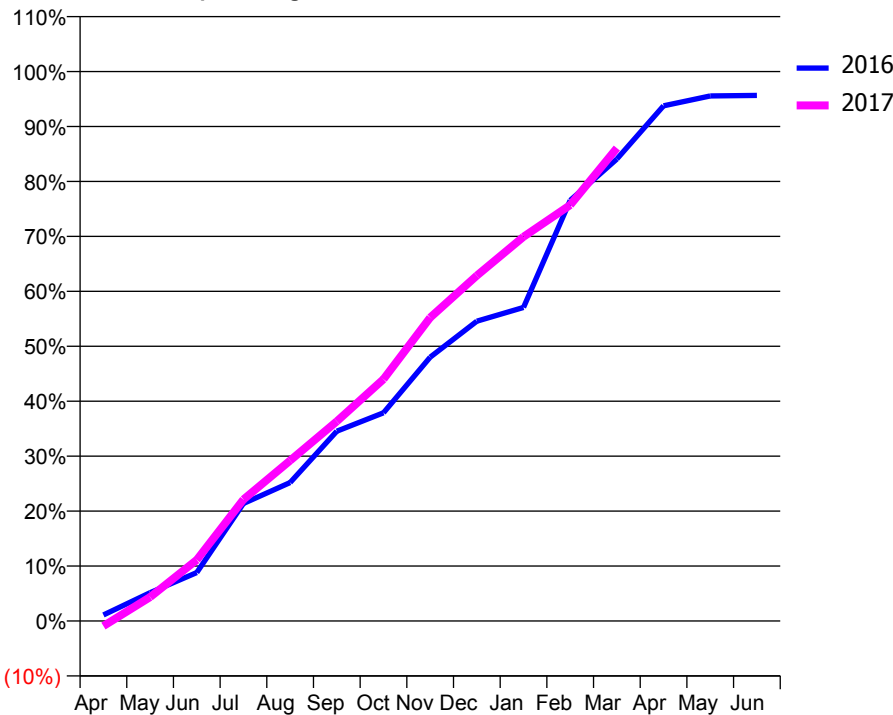
ACCESS*

Patients seen in 24 months	Total	Change since previous quarter
Quarter ending March 2016	2,207	
Quarter ending June 2016	2,178	↓
Quarter ending September 2016	2,203	→
Quarter ending December 2016	2,148	↓
Quarter ending March 2017	2,115	↓
Variance since March 2016	(4.2%)	↓



ACTIVITY

Cumulative percentage of contracted UDA delivered 2016 & 2017



Month	Adjusted Scheduled Activity (UDA)	
	2016	2017
April	63	-54
May	296	249
June	505	638
July	1,227	1,268
August	1,446	1,675
September	1,981	2,084
October	2,174	2,524
November	2,753	3,167
December	3,130	3,606
January	3,273	4,011
February	4,390	4,341
March	4,821	4,936
April	5,377	
May	5,480	
June	5,486	

QUALITY

	Quantity	Base Number	Contract	AT	Region	England
% of FP17s for the same patient ID Re-attending within 3 months - Children	26	389	6.7%	10.2%	13.3%	12.3%
% of FP17s for the same patient ID Re-attending within 3 months - Adults	378	2,194	17.2%	13.7%	17.3%	16.7%
% of FP17s for the same patient ID Re-attending between 3 & 9 months - Children	166	389	42.7%	63.0%	58.9%	57.6%
% of FP17s for the same patient ID Re-attending between 3 & 9 months - Adults	755	2,194	34.4%	54.4%	52.2%	50.1%
% of FP17s for Band 1 Urgent Courses	185	2,266	8.2%	7.3%	9.2%	9.1%
% of FP17s Relating to Free Repair or Replacements	22	2,266	1.0%	1.0%	1.0%	0.8%
% of FP17s Relating to Continuations	57	2,266	2.5%	1.3%	1.4%	1.2%
% of Patients satisfied with the dentistry they have received	15	15	100.0%	93.9%	93.1%	92.8%
% of Patients satisfied with the time they had to wait for an appointment	10	15	66.7%	90.0%	89.5%	88.7%

* This is based on patients treated on this contract for their most recent course of treatment. Figures in italics indicate the base number of FP17s or Patient Questionnaire responses are less than 100. N/A is shown where the base number of responses is less than 10 during the period. % is calculated as Quantity/Base number*100

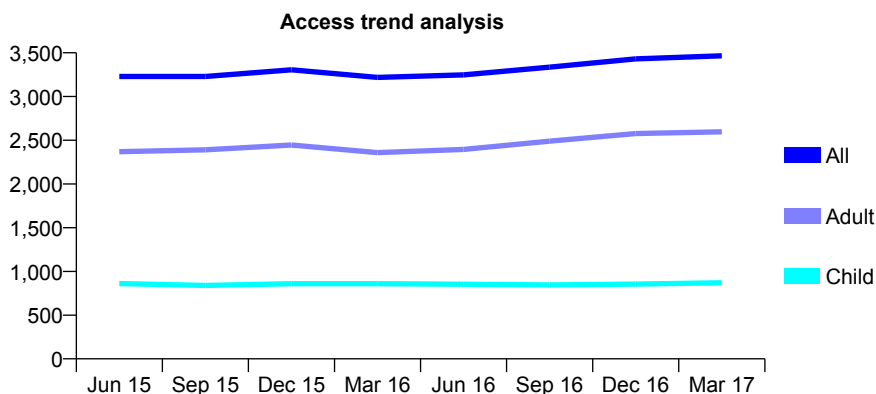
Q50 - Vital Signs At a Glance Contract Report for 567205/0001 - March 2017

Name or company name	MR AM CASSON
Contract type name	GDS Contract
Purpose of contract	General
Contract start date	01/04/2006
Contract end date	

16/17 Contracted general activity (UDA)	8,540
Carry forward general activity (UDA)	-71
16/17 Contracted orthodontic activity (UOA)	0
Carry forward orthodontic activity (UOA)	0
Baseline contract value	£255,571.68

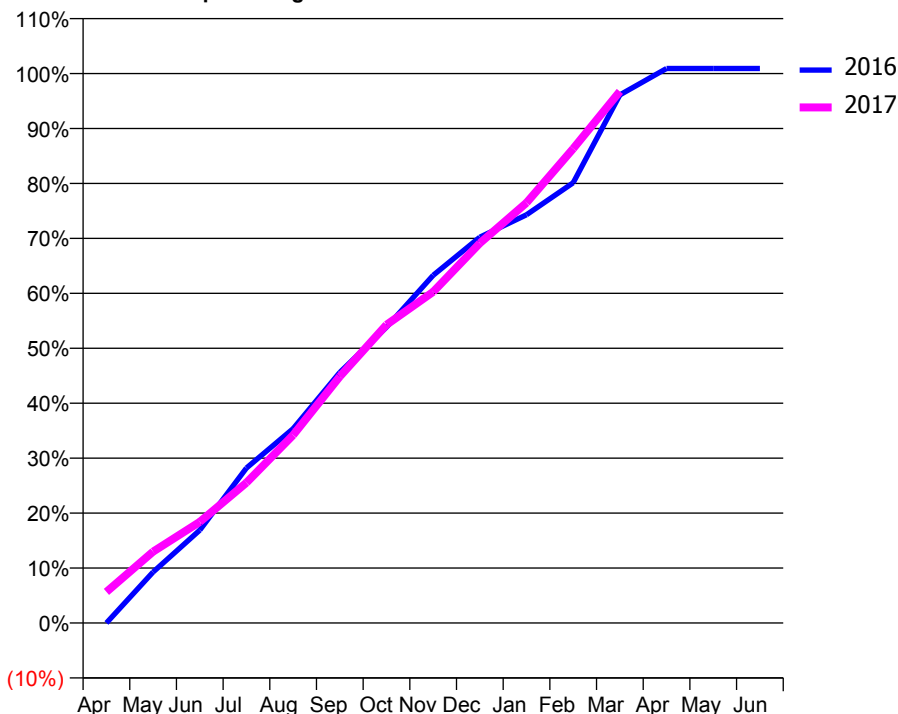
ACCESS*

Patients seen in 24 months	Total	Change since previous quarter
Quarter ending March 2016	3,218	
Quarter ending June 2016	3,248	→
Quarter ending September 2016	3,336	↑
Quarter ending December 2016	3,431	↑
Quarter ending March 2017	3,466	→
Variance since March 2016	7.7%	↑



ACTIVITY

Cumulative percentage of contracted UDA delivered 2016 & 2017



Month	Adjusted Scheduled Activity (UDA)	
	2016	2017
April	-1	483
May	712	1,109
June	1,297	1,572
July	2,165	2,181
August	2,715	2,921
September	3,502	3,830
October	4,134	4,634
November	4,858	5,148
December	5,392	5,903
January	5,704	6,530
February	6,152	7,373
March	7,379	8,261
April	7,748	
May	7,749	
June	7,749	

QUALITY

	Quantity	Base Number	Contract	AT	Region	England
% of FP17s for the same patient ID Re-attending within 3 months - Children	76	1,417	5.4%	10.2%	13.3%	12.3%
% of FP17s for the same patient ID Re-attending within 3 months - Adults	339	3,586	9.5%	13.7%	17.3%	16.7%
% of FP17s for the same patient ID Re-attending between 3 & 9 months - Children	1,053	1,417	74.3%	63.0%	58.9%	57.6%
% of FP17s for the same patient ID Re-attending between 3 & 9 months - Adults	2,086	3,586	58.2%	54.4%	52.2%	50.1%
% of FP17s for Band 1 Urgent Courses	227	4,754	4.8%	7.3%	9.2%	9.1%
% of FP17s Relating to Free Repair or Replacements	25	4,754	0.5%	1.0%	1.0%	0.8%
% of FP17s Relating to Continuations	31	4,754	0.7%	1.3%	1.4%	1.2%
% of Patients satisfied with the dentistry they have received	6	6	N/A	93.9%	93.1%	92.8%
% of Patients satisfied with the time they had to wait for an appointment	6	6	N/A	90.0%	89.5%	88.7%

* This is based on patients treated on this contract for their most recent course of treatment. Figures in italics indicate the base number of FP17s or Patient Questionnaire responses are less than 100. N/A is shown where the base number of responses is less than 10 during the period. % is calculated as Quantity/Base number*100

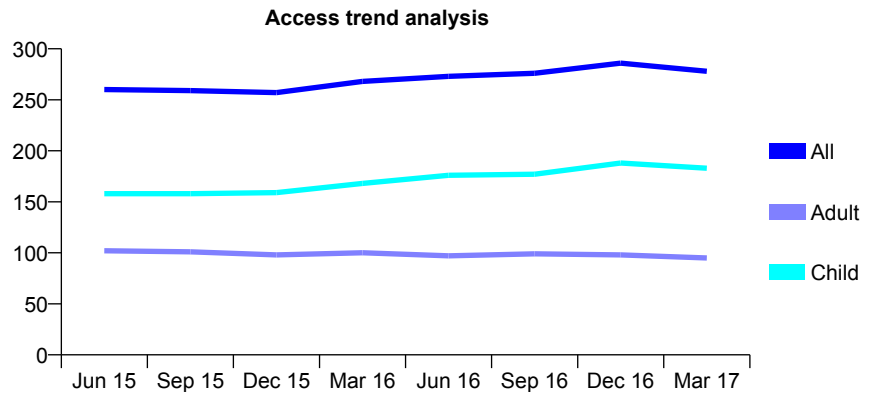
Q50 - Vital Signs At a Glance Contract Report for 572063/0001 - March 2017

Name or company name	MRS JE HORTON
Contract type name	GDS Contract
Purpose of contract	General
Contract start date	01/04/2006
Contract end date	

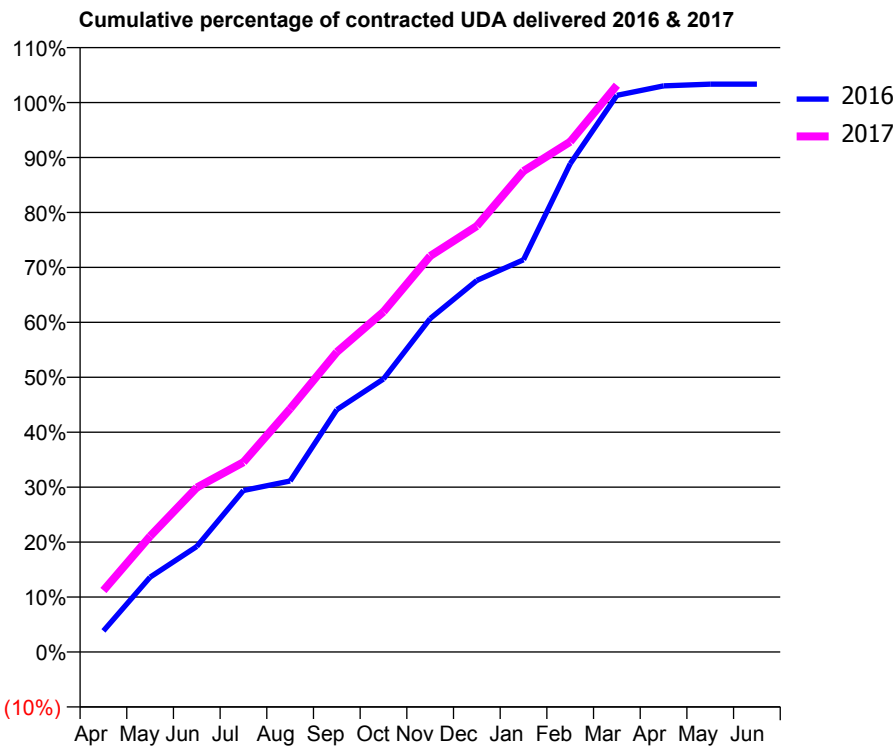
16/17 Contracted general activity (UDA)	700
Carry forward general activity (UDA)	-14
16/17 Contracted orthodontic activity (UOA)	0
Carry forward orthodontic activity (UOA)	0
Baseline contract value	£15,435.29

ACCESS*

Patients seen in 24 months	Total	Change since previous quarter
Quarter ending March 2016	268	
Quarter ending June 2016	273	→
Quarter ending September 2016	276	→
Quarter ending December 2016	286	↑
Quarter ending March 2017	278	↓
Variance since March 2016	3.7%	↑



ACTIVITY



Month	Adjusted Scheduled Activity (UDA)	
	2016	2017
April	27	78
May	95	148
June	134	210
July	206	242
August	218	310
September	309	382
October	348	433
November	425	504
December	473	543
January	500	613
February	622	650
March	709	722
April	721	
May	723	
June	723	

QUALITY

	Quantity	Base Number	Contract	AT	Region	England
% of FP17s for the same patient ID Re-attending within 3 months - Children	15	328	4.6%	10.2%	13.3%	12.3%
% of FP17s for the same patient ID Re-attending within 3 months - Adults	23	119	19.3%	13.7%	17.3%	16.7%
% of FP17s for the same patient ID Re-attending between 3 & 9 months - Children	224	328	68.3%	63.0%	58.9%	57.6%
% of FP17s for the same patient ID Re-attending between 3 & 9 months - Adults	74	119	62.2%	54.4%	52.2%	50.1%
% of FP17s for Band 1 Urgent Courses	10	435	2.3%	7.3%	9.2%	9.1%
% of FP17s Relating to Free Repair or Replacements	0	435	0.0%	1.0%	1.0%	0.8%
% of FP17s Relating to Continuations	10	435	2.3%	1.3%	1.4%	1.2%
% of Patients satisfied with the dentistry they have received	2	2	N/A	93.9%	93.1%	92.8%
% of Patients satisfied with the time they had to wait for an appointment	2	2	N/A	90.0%	89.5%	88.7%

* This is based on patients treated on this contract for their most recent course of treatment. Figures in italics indicate the base number of FP17s or Patient Questionnaire responses are less than 100. N/A is shown where the base number of responses is less than 10 during the period. % is calculated as Quantity/Base number*100

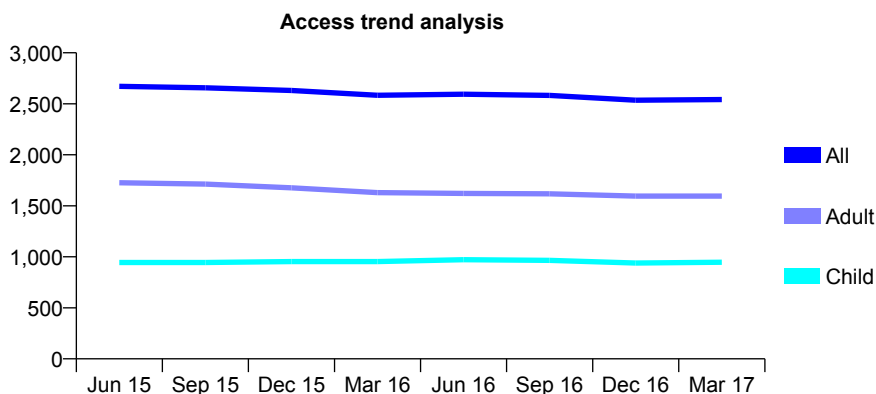
Q50 - Vital Signs At a Glance Contract Report for 573973/0001 - March 2017

Name or company name	MR SB JAMIESON
Contract type name	GDS Contract
Purpose of contract	General and Orthodontic
Contract start date	01/04/2006
Contract end date	

16/17 Contracted general activity (UDA)	8,938
Carry forward general activity (UDA)	355
16/17 Contracted orthodontic activity (UOA)	339
Carry forward orthodontic activity (UOA)	0
Baseline contract value	£226,087.70

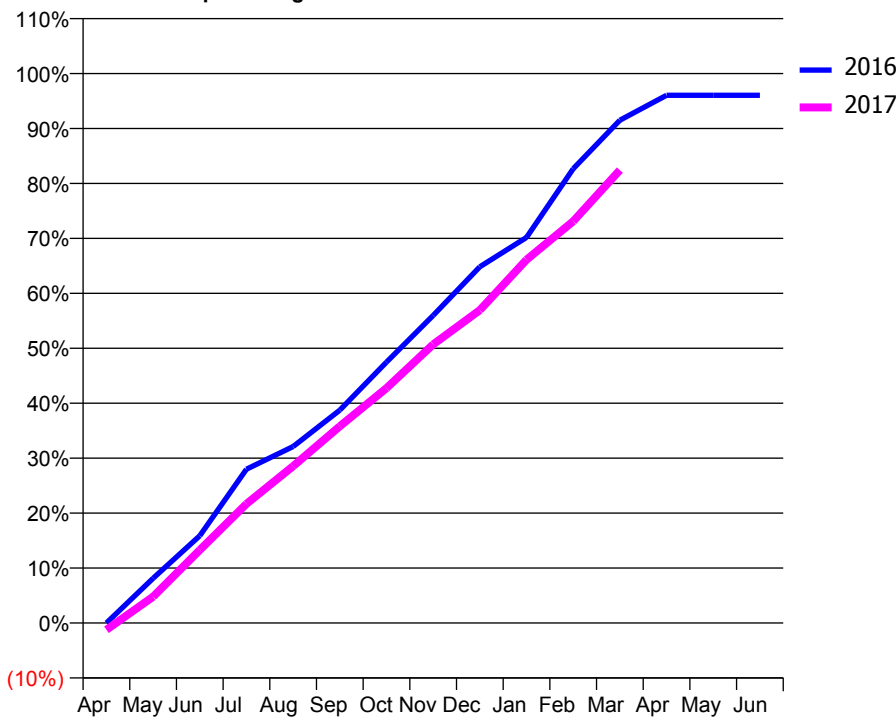
ACCESS*

Patients seen in 24 months	Total	Change since previous quarter
Quarter ending March 2016	2,584	
Quarter ending June 2016	2,594	→
Quarter ending September 2016	2,583	→
Quarter ending December 2016	2,535	↓
Quarter ending March 2017	2,542	→
Variance since March 2016	(1.6%)	↓



ACTIVITY

Cumulative percentage of contracted UDA delivered 2016 & 2017



Month	Adjusted Scheduled Activity (UDA)	
	2016	2017
April	0	-111
May	729	429
June	1,420	1,189
July	2,502	1,938
August	2,870	2,551
September	3,463	3,201
October	4,243	3,820
November	5,003	4,533
December	5,795	5,089
January	6,272	5,908
February	7,389	6,533
March	8,179	7,366
April	8,583	
May	8,583	
June	8,583	

QUALITY

	Quantity	Base Number	Contract	AT	Region	England
% of FP17s for the same patient ID Re-attending within 3 months - Children	513	2,128	24.1%	10.2%	13.3%	12.3%
% of FP17s for the same patient ID Re-attending within 3 months - Adults	460	2,784	16.5%	13.7%	17.3%	16.7%
% of FP17s for the same patient ID Re-attending between 3 & 9 months - Children	1,276	2,128	60.0%	63.0%	58.9%	57.6%
% of FP17s for the same patient ID Re-attending between 3 & 9 months - Adults	1,962	2,784	70.5%	54.4%	52.2%	50.1%
% of FP17s for Band 1 Urgent Courses	216	4,614	4.7%	7.3%	9.2%	9.1%
% of FP17s Relating to Free Repair or Replacements	50	4,614	1.1%	1.0%	1.0%	0.8%
% of FP17s Relating to Continuations	100	4,614	2.2%	1.3%	1.4%	1.2%
% of Patients satisfied with the dentistry they have received	5	5	N/A	93.9%	93.1%	92.8%
% of Patients satisfied with the time they had to wait for an appointment	5	5	N/A	90.0%	89.5%	88.7%

* This is based on patients treated on this contract for their most recent course of treatment. Figures in italics indicate the base number of FP17s or Patient Questionnaire responses are less than 100. N/A is shown where the base number of responses is less than 10 during the period. % is calculated as Quantity/Base number*100

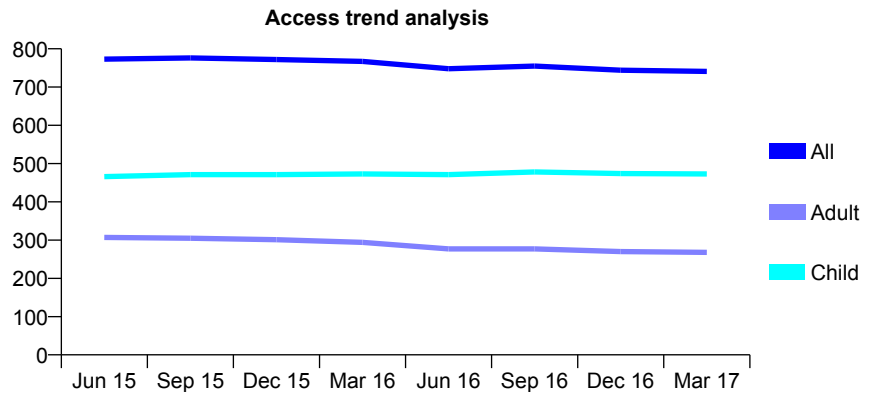
Q50 - Vital Signs At a Glance Contract Report for 576549/0002 - March 2017

Name or company name	MR SK ASHBY
Contract type name	GDS Contract
Purpose of contract	General and Orthodontic
Contract start date	01/04/2006
Contract end date	

16/17 Contracted general activity (UDA)	2,100
Carry forward general activity (UDA)	0
16/17 Contracted orthodontic activity (UOA)	84
Carry forward orthodontic activity (UOA)	0
Baseline contract value	£52,362.33

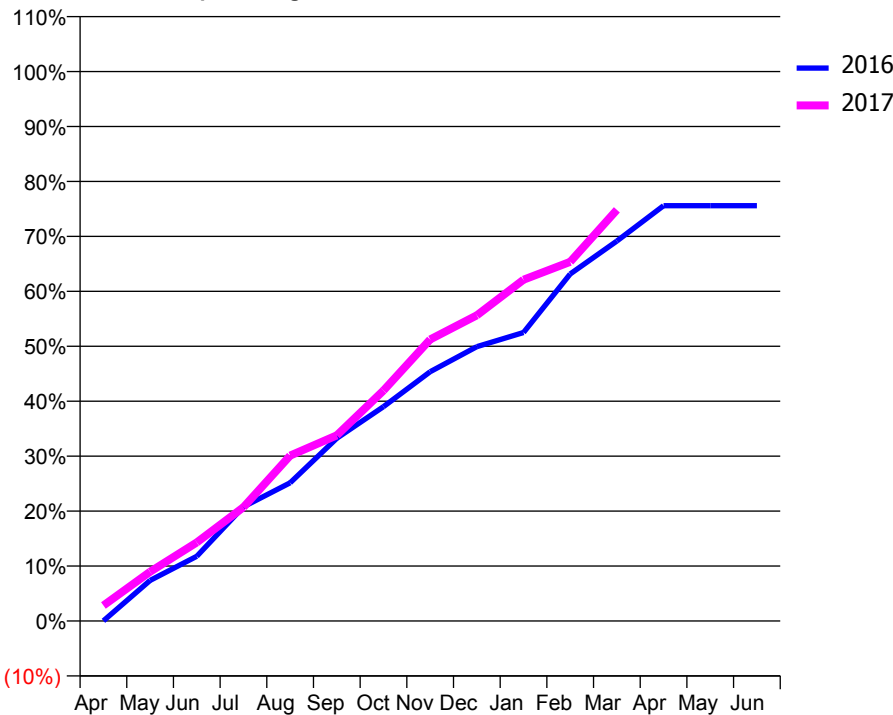
ACCESS*

Patients seen in 24 months	Total	Change since previous quarter
Quarter ending March 2016	767	
Quarter ending June 2016	748	↓
Quarter ending September 2016	755	→
Quarter ending December 2016	744	↓
Quarter ending March 2017	741	→
Variance since March 2016	(3.4%)	↓



ACTIVITY

Cumulative percentage of contracted UDA delivered 2016 & 2017



Month	Adjusted Scheduled Activity (UDA)	
	2016	2017
April	1	59
May	155	188
June	247	301
July	436	435
August	528	632
September	699	709
October	819	881
November	953	1,076
December	1,048	1,168
January	1,103	1,304
February	1,326	1,373
March	1,452	1,572
April	1,587	
May	1,587	
June	1,587	

QUALITY

	Quantity	Base Number	Contract	AT	Region	England
% of FP17s for the same patient ID Re-attending within 3 months - Children	68	894	7.6%	10.2%	13.3%	12.3%
% of FP17s for the same patient ID Re-attending within 3 months - Adults	29	259	11.2%	13.7%	17.3%	16.7%
% of FP17s for the same patient ID Re-attending between 3 & 9 months - Children	647	894	72.4%	63.0%	58.9%	57.6%
% of FP17s for the same patient ID Re-attending between 3 & 9 months - Adults	131	259	50.6%	54.4%	52.2%	50.1%
% of FP17s for Band 1 Urgent Courses	33	1,077	3.1%	7.3%	9.2%	9.1%
% of FP17s Relating to Free Repair or Replacements	2	1,077	0.2%	1.0%	1.0%	0.8%
% of FP17s Relating to Continuations	18	1,077	1.7%	1.3%	1.4%	1.2%
% of Patients satisfied with the dentistry they have received	1	1	N/A	93.9%	93.1%	92.8%
% of Patients satisfied with the time they had to wait for an appointment	1	1	N/A	90.0%	89.5%	88.7%

* This is based on patients treated on this contract for their most recent course of treatment. Figures in italics indicate the base number of FP17s or Patient Questionnaire responses are less than 100. N/A is shown where the base number of responses is less than 10 during the period. % is calculated as Quantity/Base number*100

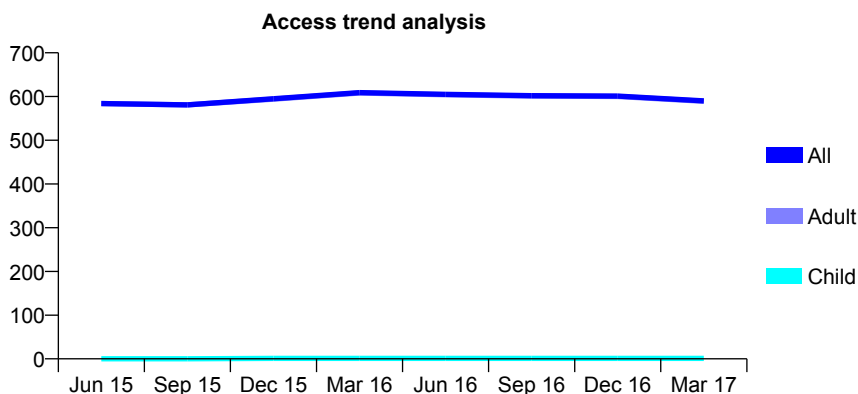
Q50 - Vital Signs At a Glance Contract Report for 577308/0001 - March 2017

Name or company name	MR BR DAVIES
Contract type name	GDS Contract
Purpose of contract	General
Contract start date	01/04/2006
Contract end date	

16/17 Contracted general activity (UDA)	4,000
Carry forward general activity (UDA)	-15
16/17 Contracted orthodontic activity (UOA)	0
Carry forward orthodontic activity (UOA)	0
Baseline contract value	£168,969.17

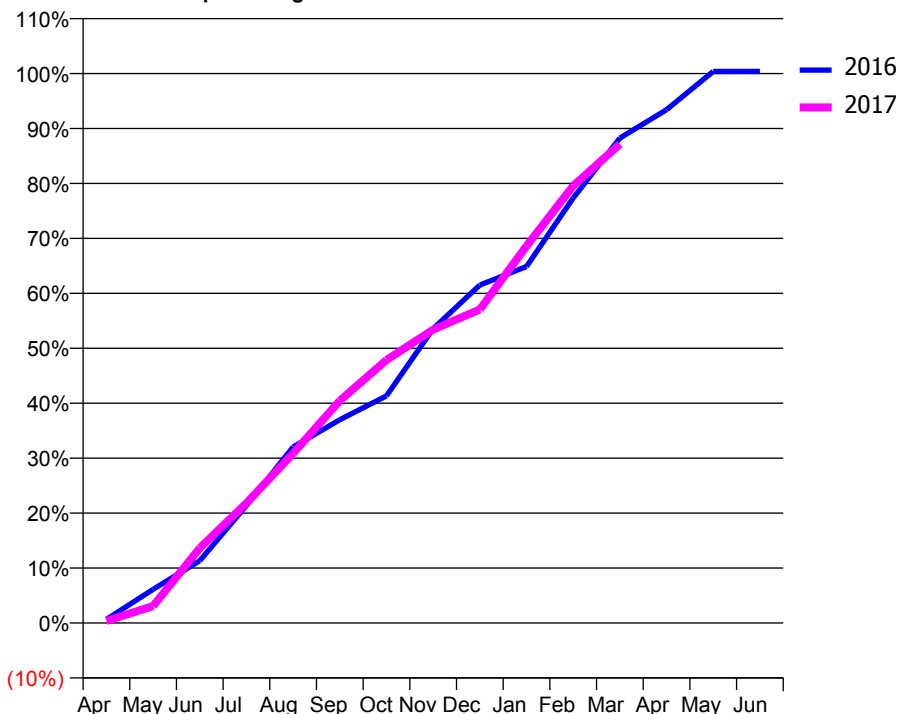
ACCESS*

Patients seen in 24 months	Total	Change since previous quarter
Quarter ending March 2016	609	
Quarter ending June 2016	605	→
Quarter ending September 2016	602	→
Quarter ending December 2016	601	→
Quarter ending March 2017	590	↓
Variance since March 2016	(3.1%)	↓



ACTIVITY

Cumulative percentage of contracted UDA delivered 2016 & 2017



Month	Adjusted Scheduled Activity (UDA)	
	2016	2017
April	27	15
May	245	124
June	454	546
July	855	873
August	1,282	1,235
September	1,480	1,619
October	1,654	1,915
November	2,143	2,136
December	2,460	2,283
January	2,595	2,745
February	3,094	3,182
March	3,530	3,486
April	3,737	
May	4,015	
June	4,015	

QUALITY

	Quantity	Base Number	Contract	AT	Region	England
% of FP17s for the same patient ID Re-attending within 3 months - Children	0	0	N/A	10.2%	13.3%	12.3%
% of FP17s for the same patient ID Re-attending within 3 months - Adults	15	386	3.9%	13.7%	17.3%	16.7%
% of FP17s for the same patient ID Re-attending between 3 & 9 months - Children	0	0	N/A	63.0%	58.9%	57.6%
% of FP17s for the same patient ID Re-attending between 3 & 9 months - Adults	22	386	5.7%	54.4%	52.2%	50.1%
% of FP17s for Band 1 Urgent Courses	0	341	0.0%	7.3%	9.2%	9.1%
% of FP17s Relating to Free Repair or Replacements	0	341	0.0%	1.0%	1.0%	0.8%
% of FP17s Relating to Continuations	0	341	0.0%	1.3%	1.4%	1.2%
% of Patients satisfied with the dentistry they have received	2	2	N/A	93.9%	93.1%	92.8%
% of Patients satisfied with the time they had to wait for an appointment	1	2	N/A	90.0%	89.5%	88.7%

* This is based on patients treated on this contract for their most recent course of treatment. Figures in italics indicate the base number of FP17s or Patient Questionnaire responses are less than 100. N/A is shown where the base number of responses is less than 10 during the period. % is calculated as Quantity/Base number*100

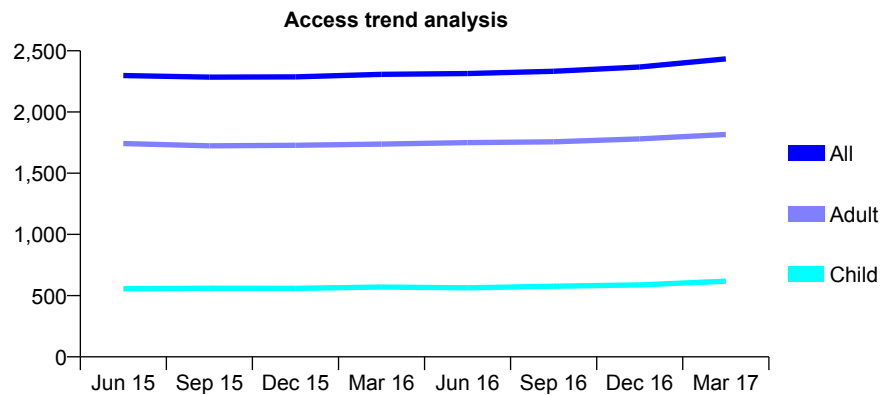
Q50 - Vital Signs At a Glance Contract Report for 610194/0001 - March 2017

Name or company name	MISS C DURNING
Contract type name	GDS Contract
Purpose of contract	General
Contract start date	01/01/2013
Contract end date	

16/17 Contracted general activity (UDA)	7,098
Carry forward general activity (UDA)	-110
16/17 Contracted orthodontic activity (UOA)	0
Carry forward orthodontic activity (UOA)	0
Baseline contract value	£183,044.80

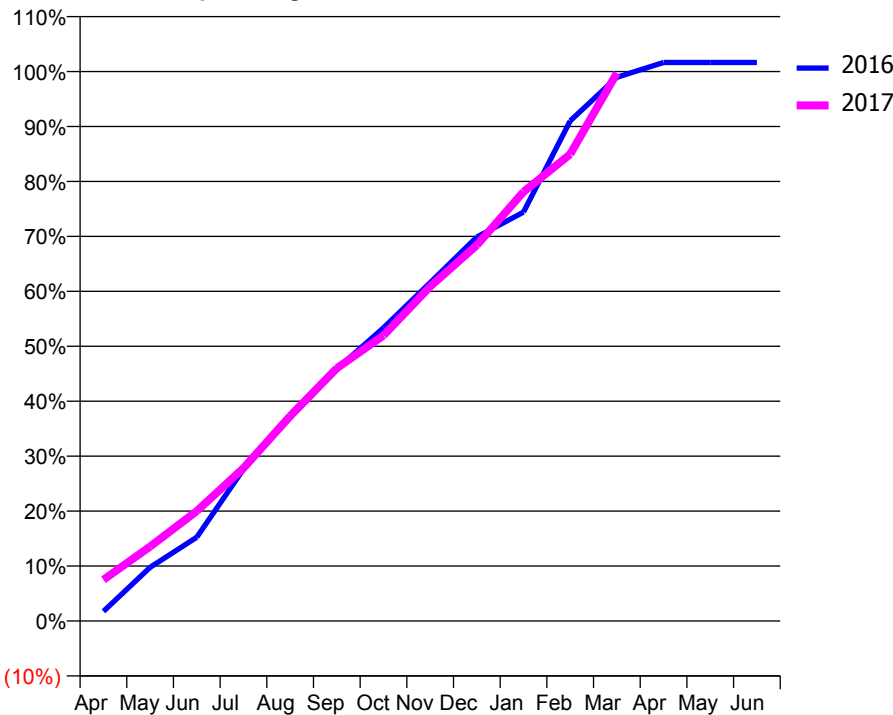
ACCESS*

Patients seen in 24 months	Total	Change since previous quarter
Quarter ending March 2016	2,308	
Quarter ending June 2016	2,314	→
Quarter ending September 2016	2,333	→
Quarter ending December 2016	2,368	→
Quarter ending March 2017	2,434	↑
Variance since March 2016	5.5%	↑



ACTIVITY

Cumulative percentage of contracted UDA delivered 2016 & 2017



Month	Adjusted Scheduled Activity (UDA)	
	2016	2017
April	117	534
May	650	963
June	1,016	1,420
July	1,840	1,975
August	2,465	2,649
September	3,054	3,264
October	3,552	3,688
November	4,100	4,321
December	4,652	4,854
January	4,954	5,544
February	6,059	6,030
March	6,588	7,078
April	6,767	
May	6,768	
June	6,768	

QUALITY

	Quantity	Base Number	Contract	AT	Region	England
% of FP17s for the same patient ID Re-attending within 3 months - Children	131	1,108	11.8%	10.2%	13.3%	12.3%
% of FP17s for the same patient ID Re-attending within 3 months - Adults	484	2,984	16.2%	13.7%	17.3%	16.7%
% of FP17s for the same patient ID Re-attending between 3 & 9 months - Children	737	1,108	66.5%	63.0%	58.9%	57.6%
% of FP17s for the same patient ID Re-attending between 3 & 9 months - Adults	1,840	2,984	61.7%	54.4%	52.2%	50.1%
% of FP17s for Band 1 Urgent Courses	224	3,956	5.7%	7.3%	9.2%	9.1%
% of FP17s Relating to Free Repair or Replacements	45	3,956	1.1%	1.0%	1.0%	0.8%
% of FP17s Relating to Continuations	131	3,956	3.3%	1.3%	1.4%	1.2%
% of Patients satisfied with the dentistry they have received	5	6	N/A	93.9%	93.1%	92.8%
% of Patients satisfied with the time they had to wait for an appointment	6	6	N/A	90.0%	89.5%	88.7%

* This is based on patients treated on this contract for their most recent course of treatment. Figures in italics indicate the base number of FP17s or Patient Questionnaire responses are less than 100. N/A is shown where the base number of responses is less than 10 during the period. % is calculated as Quantity/Base number*100

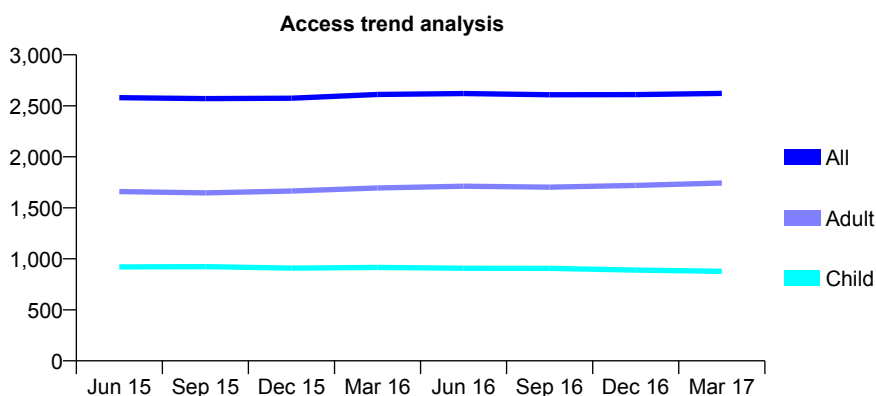
Q50 - Vital Signs At a Glance Contract Report for 618594/0002 - March 2017

Name or company name	MR MJ BOOTH
Contract type name	GDS Contract
Purpose of contract	General
Contract start date	01/11/2010
Contract end date	

16/17 Contracted general activity (UDA)	7,000
Carry forward general activity (UDA)	0
16/17 Contracted orthodontic activity (UOA)	0
Carry forward orthodontic activity (UOA)	0
Baseline contract value	£201,063.22

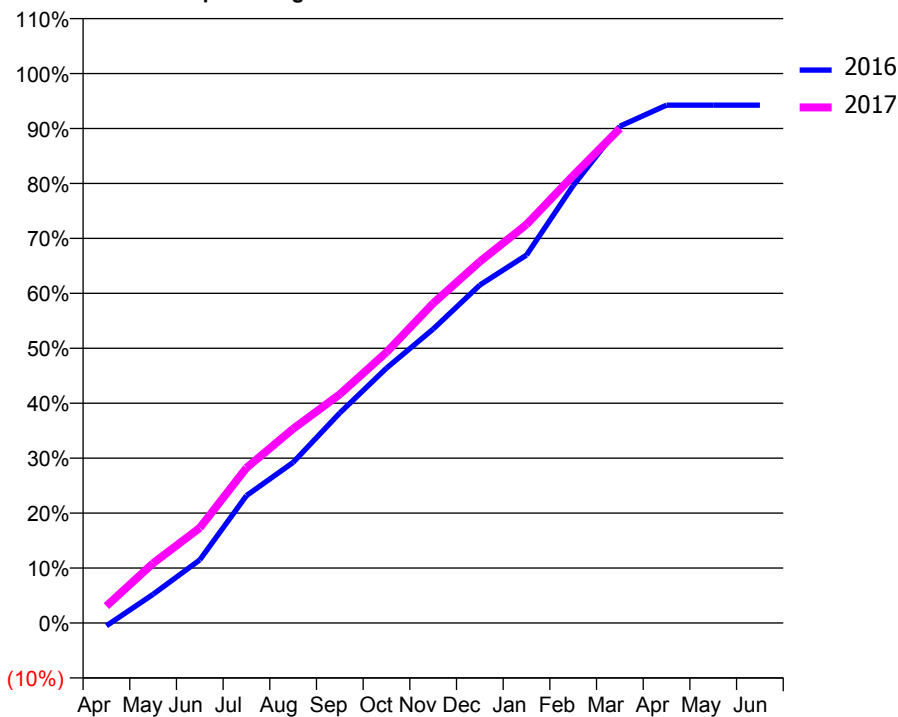
ACCESS*

Patients seen in 24 months	Total	Change since previous quarter
Quarter ending March 2016	2,611	
Quarter ending June 2016	2,620	→
Quarter ending September 2016	2,609	→
Quarter ending December 2016	2,610	→
Quarter ending March 2017	2,621	→
Variance since March 2016	0.4%	→



ACTIVITY

Cumulative percentage of contracted UDA delivered 2016 & 2017



Month	Adjusted Scheduled Activity (UDA)	
	2016	2017
April	-37	216
May	367	762
June	804	1,212
July	1,622	1,976
August	2,047	2,474
September	2,676	2,914
October	3,247	3,449
November	3,745	4,073
December	4,306	4,604
January	4,688	5,077
February	5,572	5,700
March	6,328	6,300
April	6,596	
May	6,596	
June	6,596	

QUALITY

	Quantity	Base Number	Contract	AT	Region	England
% of FP17s for the same patient ID Re-attending within 3 months - Children	91	1,455	6.3%	10.2%	13.3%	12.3%
% of FP17s for the same patient ID Re-attending within 3 months - Adults	370	2,756	13.4%	13.7%	17.3%	16.7%
% of FP17s for the same patient ID Re-attending between 3 & 9 months - Children	1,085	1,455	74.6%	63.0%	58.9%	57.6%
% of FP17s for the same patient ID Re-attending between 3 & 9 months - Adults	1,879	2,756	68.2%	54.4%	52.2%	50.1%
% of FP17s for Band 1 Urgent Courses	168	4,046	4.2%	7.3%	9.2%	9.1%
% of FP17s Relating to Free Repair or Replacements	0	4,046	0.0%	1.0%	1.0%	0.8%
% of FP17s Relating to Continuations	108	4,046	2.7%	1.3%	1.4%	1.2%
% of Patients satisfied with the dentistry they have received	2	3	N/A	93.9%	93.1%	92.8%
% of Patients satisfied with the time they had to wait for an appointment	2	3	N/A	90.0%	89.5%	88.7%

* This is based on patients treated on this contract for their most recent course of treatment. Figures in italics indicate the base number of FP17s or Patient Questionnaire responses are less than 100. N/A is shown where the base number of responses is less than 10 during the period. % is calculated as Quantity/Base number*100

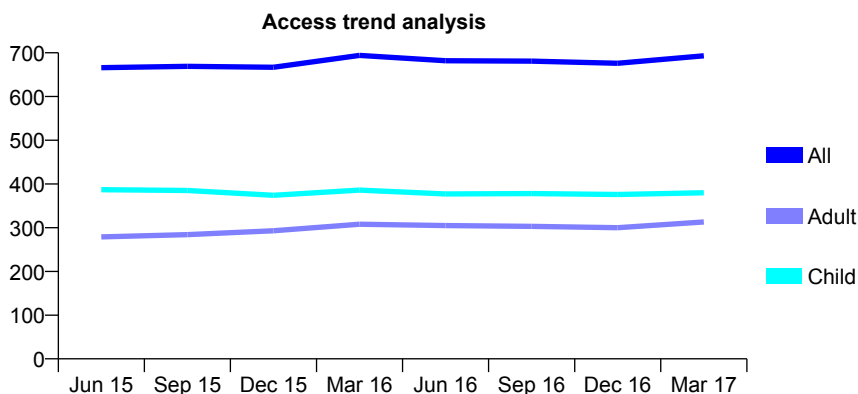
Q50 - Vital Signs At a Glance Contract Report for 620610/0001 - March 2017

Name or company name	MR S OSBORNE
Contract type name	GDS Contract
Purpose of contract	General
Contract start date	01/04/2006
Contract end date	

16/17 Contracted general activity (UDA)	1,600
Carry forward general activity (UDA)	0
16/17 Contracted orthodontic activity (UOA)	0
Carry forward orthodontic activity (UOA)	0
Baseline contract value	£36,632.62

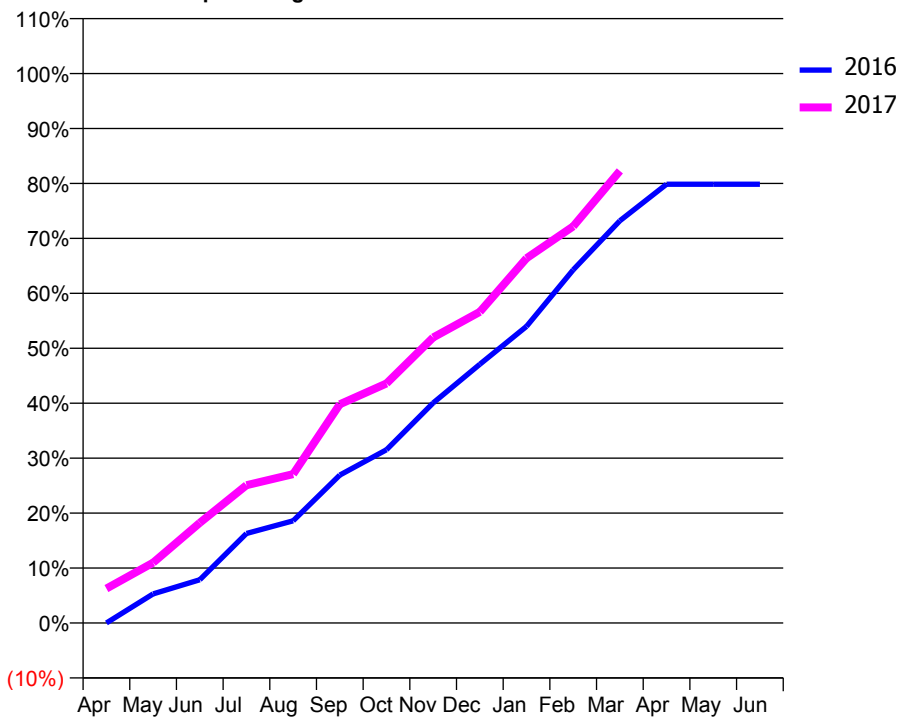
ACCESS*

Patients seen in 24 months	Total	Change since previous quarter
Quarter ending March 2016	694	
Quarter ending June 2016	682	↓
Quarter ending September 2016	681	→
Quarter ending December 2016	676	→
Quarter ending March 2017	693	↑
Variance since March 2016	(0.1%)	→



ACTIVITY

Cumulative percentage of contracted UDA delivered 2016 & 2017



Month	Adjusted Scheduled Activity (UDA)	
	2016	2017
April	0	100
May	106	176
June	157	292
July	326	401
August	372	433
September	539	637
October	631	698
November	801	831
December	942	906
January	1,080	1,062
February	1,285	1,155
March	1,464	1,316
April	1,597	
May	1,597	
June	1,597	

QUALITY

	Quantity	Base Number	Contract	AT	Region	England
% of FP17s for the same patient ID Re-attending within 3 months - Children	60	678	8.8%	10.2%	13.3%	12.3%
% of FP17s for the same patient ID Re-attending within 3 months - Adults	37	326	11.3%	13.7%	17.3%	16.7%
% of FP17s for the same patient ID Re-attending between 3 & 9 months - Children	451	678	66.5%	63.0%	58.9%	57.6%
% of FP17s for the same patient ID Re-attending between 3 & 9 months - Adults	145	326	44.5%	54.4%	52.2%	50.1%
% of FP17s for Band 1 Urgent Courses	62	924	6.7%	7.3%	9.2%	9.1%
% of FP17s Relating to Free Repair or Replacements	0	924	0.0%	1.0%	1.0%	0.8%
% of FP17s Relating to Continuations	11	924	1.2%	1.3%	1.4%	1.2%
% of Patients satisfied with the dentistry they have received	0	0	N/A	93.9%	93.1%	92.8%
% of Patients satisfied with the time they had to wait for an appointment	0	0	N/A	90.0%	89.5%	88.7%

* This is based on patients treated on this contract for their most recent course of treatment. Figures in italics indicate the base number of FP17s or Patient Questionnaire responses are less than 100. N/A is shown where the base number of responses is less than 10 during the period. % is calculated as Quantity/Base number*100

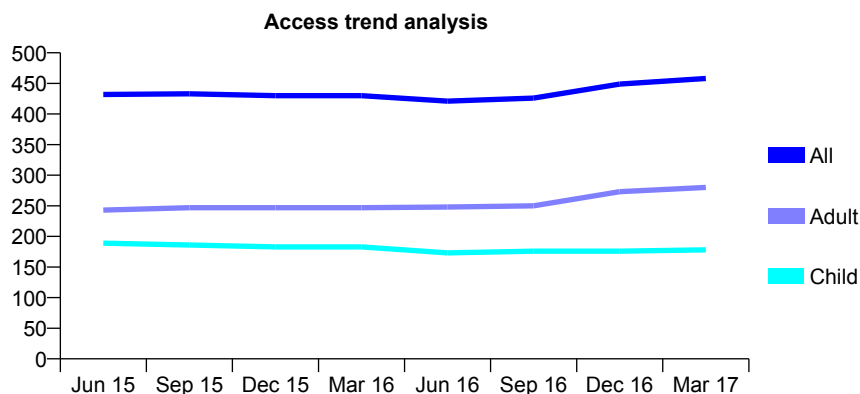
Q50 - Vital Signs At a Glance Contract Report for 632201/0001 - March 2017

Name or company name	MRS FC HEYLINGS
Contract type name	GDS Contract
Purpose of contract	General
Contract start date	01/04/2006
Contract end date	

16/17 Contracted general activity (UDA)	960
Carry forward general activity (UDA)	-19
16/17 Contracted orthodontic activity (UOA)	0
Carry forward orthodontic activity (UOA)	0
Baseline contract value	£23,761.27

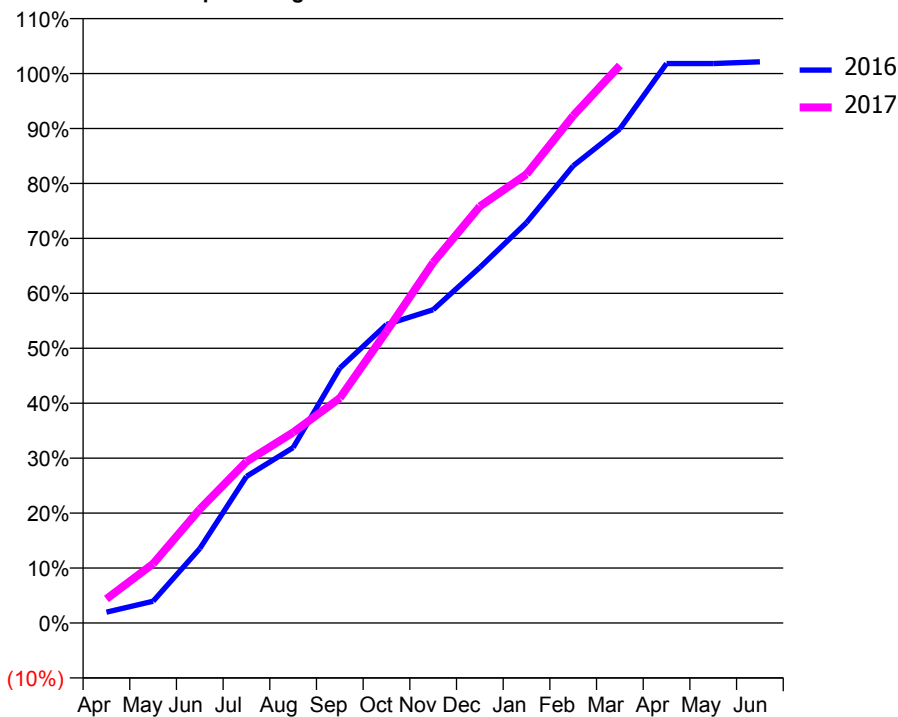
ACCESS*

Patients seen in 24 months	Total	Change since previous quarter
Quarter ending March 2016	430	
Quarter ending June 2016	421	↓
Quarter ending September 2016	426	→
Quarter ending December 2016	449	↑
Quarter ending March 2017	458	↑
Variance since March 2016	6.5%	↑



ACTIVITY

Cumulative percentage of contracted UDA delivered 2016 & 2017



Adjusted Scheduled Activity (UDA)

Month	2016	2017
April	19	42
May	38	104
June	130	199
July	256	282
August	306	333
September	445	393
October	521	509
November	547	630
December	621	728
January	699	784
February	799	886
March	863	974
April	977	
May	977	
June	980	

QUALITY

	Quantity	Base Number	Contract	AT	Region	England
% of FP17s for the same patient ID Re-attending within 3 months - Children	11	269	4.1%	10.2%	13.3%	12.3%
% of FP17s for the same patient ID Re-attending within 3 months - Adults	43	374	11.5%	13.7%	17.3%	16.7%
% of FP17s for the same patient ID Re-attending between 3 & 9 months - Children	166	269	61.7%	63.0%	58.9%	57.6%
% of FP17s for the same patient ID Re-attending between 3 & 9 months - Adults	184	374	49.2%	54.4%	52.2%	50.1%
% of FP17s for Band 1 Urgent Courses	11	591	1.9%	7.3%	9.2%	9.1%
% of FP17s Relating to Free Repair or Replacements	0	591	0.0%	1.0%	1.0%	0.8%
% of FP17s Relating to Continuations	1	591	0.2%	1.3%	1.4%	1.2%
% of Patients satisfied with the dentistry they have received	2	2	N/A	93.9%	93.1%	92.8%
% of Patients satisfied with the time they had to wait for an appointment	2	2	N/A	90.0%	89.5%	88.7%

* This is based on patients treated on this contract for their most recent course of treatment. Figures in italics indicate the base number of FP17s or Patient Questionnaire responses are less than 100. N/A is shown where the base number of responses is less than 10 during the period. % is calculated as Quantity/Base number*100

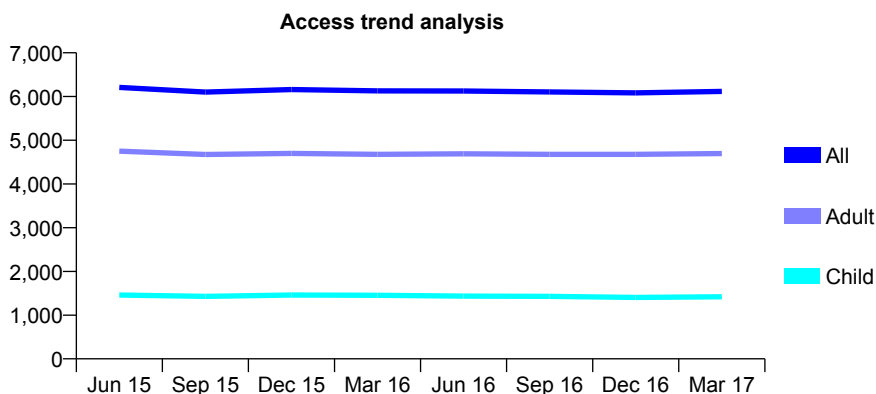
Q50 - Vital Signs At a Glance Contract Report for 638536/0001 - March 2017

Name or company name	MR B WILSON
Contract type name	GDS Contract
Purpose of contract	General
Contract start date	01/04/2006
Contract end date	

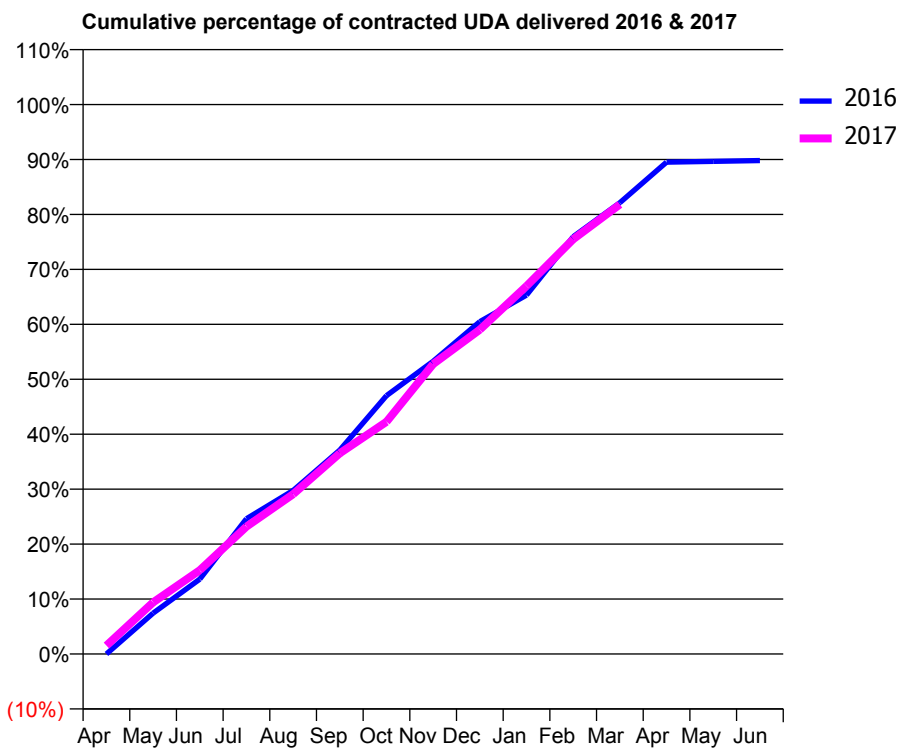
16/17 Contracted general activity (UDA)	27,839
Carry forward general activity (UDA)	0
16/17 Contracted orthodontic activity (UOA)	0
Carry forward orthodontic activity (UOA)	0
Baseline contract value	£579,727.66

ACCESS*

Patients seen in 24 months	Total	Change since previous quarter
Quarter ending March 2016	6,129	
Quarter ending June 2016	6,127	→
Quarter ending September 2016	6,106	→
Quarter ending December 2016	6,083	→
Quarter ending March 2017	6,117	→
Variance since March 2016	(0.2%)	→



ACTIVITY



Month	Adjusted Scheduled Activity (UDA)	
	2016	2017
April	0	430
May	2,074	2,619
June	3,796	4,249
July	6,852	6,455
August	8,288	8,099
September	10,335	10,174
October	13,092	11,766
November	14,830	14,693
December	16,839	16,431
January	18,184	18,639
February	21,143	21,014
March	22,866	22,778
April	24,916	
May	24,958	
June	25,001	

QUALITY

	Quantity	Base Number	Contract	AT	Region	England
% of FP17s for the same patient ID Re-attending within 3 months - Children	206	2,409	8.6%	10.2%	13.3%	12.3%
% of FP17s for the same patient ID Re-attending within 3 months - Adults	1,260	7,864	16.0%	13.7%	17.3%	16.7%
% of FP17s for the same patient ID Re-attending between 3 & 9 months - Children	1,603	2,409	66.5%	63.0%	58.9%	57.6%
% of FP17s for the same patient ID Re-attending between 3 & 9 months - Adults	5,098	7,864	64.8%	54.4%	52.2%	50.1%
% of FP17s for Band 1 Urgent Courses	285	9,451	3.0%	7.3%	9.2%	9.1%
% of FP17s Relating to Free Repair or Replacements	446	9,451	4.7%	1.0%	1.0%	0.8%
% of FP17s Relating to Continuations	178	9,451	1.9%	1.3%	1.4%	1.2%
% of Patients satisfied with the dentistry they have received	43	45	95.6%	93.9%	93.1%	92.8%
% of Patients satisfied with the time they had to wait for an appointment	43	45	95.6%	90.0%	89.5%	88.7%

* This is based on patients treated on this contract for their most recent course of treatment. Figures in italics indicate the base number of FP17s or Patient Questionnaire responses are less than 100. N/A is shown where the base number of responses is less than 10 during the period. % is calculated as Quantity/Base number*100

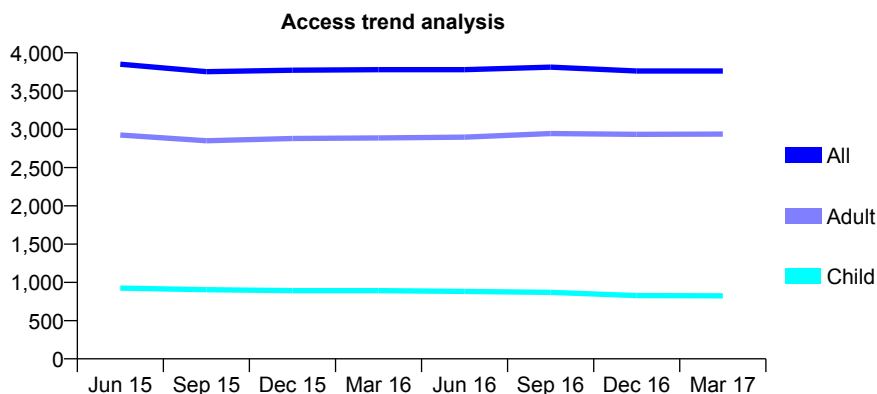
Q50 - Vital Signs At a Glance Contract Report for 643173/0001 - March 2017

Name or company name	The White House Dental Practice
Contract type name	GDS Contract
Purpose of contract	General
Contract start date	01/04/2006
Contract end date	

16/17 Contracted general activity (UDA)	19,500
Carry forward general activity (UDA)	0
16/17 Contracted orthodontic activity (UOA)	0
Carry forward orthodontic activity (UOA)	0
Baseline contract value	£652,606.24

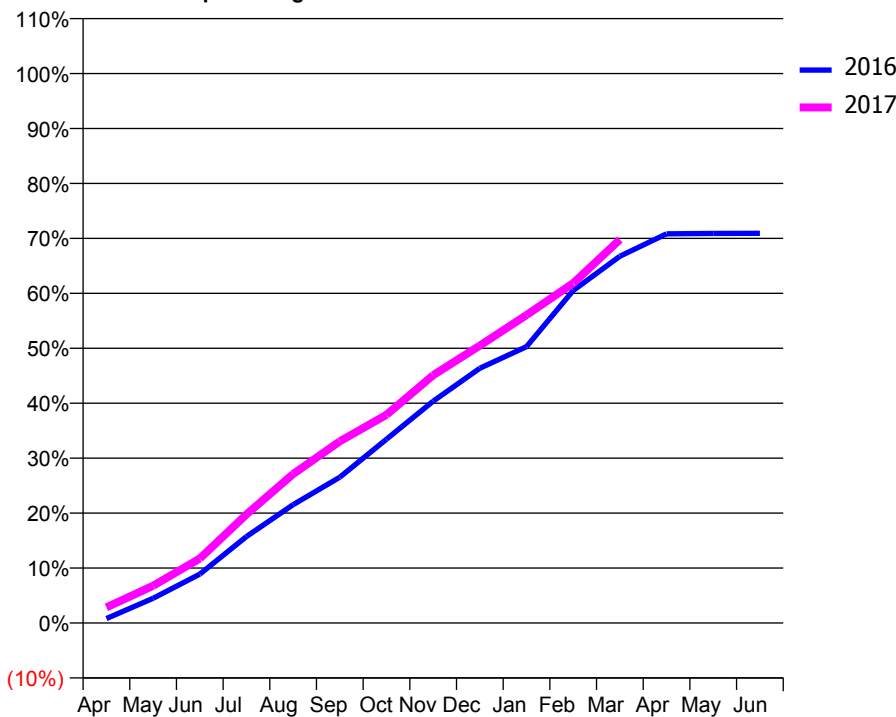
ACCESS*

Patients seen in 24 months	Total	Change since previous quarter
Quarter ending March 2016	3,779	
Quarter ending June 2016	3,779	→
Quarter ending September 2016	3,812	→
Quarter ending December 2016	3,762	↓
Quarter ending March 2017	3,762	→
Variance since March 2016	(0.4%)	→



ACTIVITY

Cumulative percentage of contracted UDA delivered 2016 & 2017



Month	Adjusted Scheduled Activity (UDA)	
	2016	2017
April	161	556
May	876	1,321
June	1,733	2,286
July	3,069	3,854
August	4,198	5,290
September	5,173	6,449
October	6,522	7,391
November	7,870	8,792
December	9,043	9,844
January	9,806	10,927
February	11,799	12,061
March	13,017	13,606
April	13,808	
May	13,824	
June	13,828	

QUALITY

	Quantity	Base Number	Contract	AT	Region	England
% of FP17s for the same patient ID Re-attending within 3 months - Children	128	1,315	9.7%	10.2%	13.3%	12.3%
% of FP17s for the same patient ID Re-attending within 3 months - Adults	679	4,452	15.3%	13.7%	17.3%	16.7%
% of FP17s for the same patient ID Re-attending between 3 & 9 months - Children	824	1,315	62.7%	63.0%	58.9%	57.6%
% of FP17s for the same patient ID Re-attending between 3 & 9 months - Adults	2,538	4,452	57.0%	54.4%	52.2%	50.1%
% of FP17s for Band 1 Urgent Courses	647	5,478	11.8%	7.3%	9.2%	9.1%
% of FP17s Relating to Free Repair or Replacements	77	5,478	1.4%	1.0%	1.0%	0.8%
% of FP17s Relating to Continuations	83	5,478	1.5%	1.3%	1.4%	1.2%
% of Patients satisfied with the dentistry they have received	12	12	100.0%	93.9%	93.1%	92.8%
% of Patients satisfied with the time they had to wait for an appointment	12	12	100.0%	90.0%	89.5%	88.7%

* This is based on patients treated on this contract for their most recent course of treatment. Figures in italics indicate the base number of FP17s or Patient Questionnaire responses are less than 100. N/A is shown where the base number of responses is less than 10 during the period. % is calculated as Quantity/Base number*100

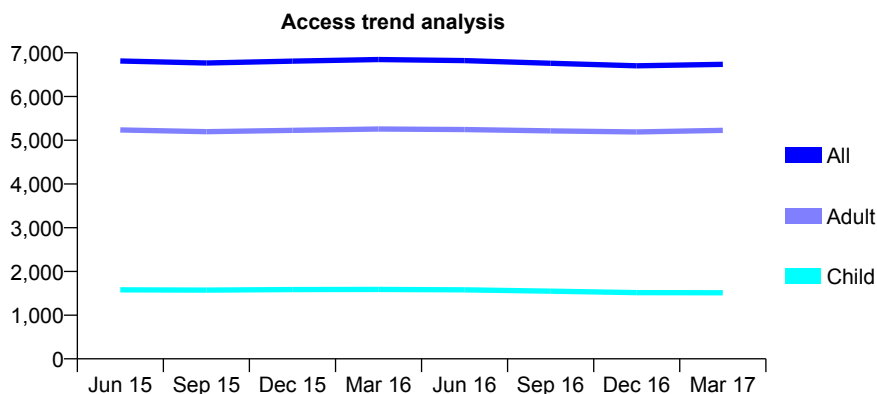
Q50 - Vital Signs At a Glance Contract Report for 643181/0002 - March 2017

Name or company name	MR RP BERRY
Contract type name	GDS Contract
Purpose of contract	General
Contract start date	01/04/2006
Contract end date	

16/17 Contracted general activity (UDA)	17,500
Carry forward general activity (UDA)	0
16/17 Contracted orthodontic activity (UOA)	0
Carry forward orthodontic activity (UOA)	0
Baseline contract value	£521,301.77

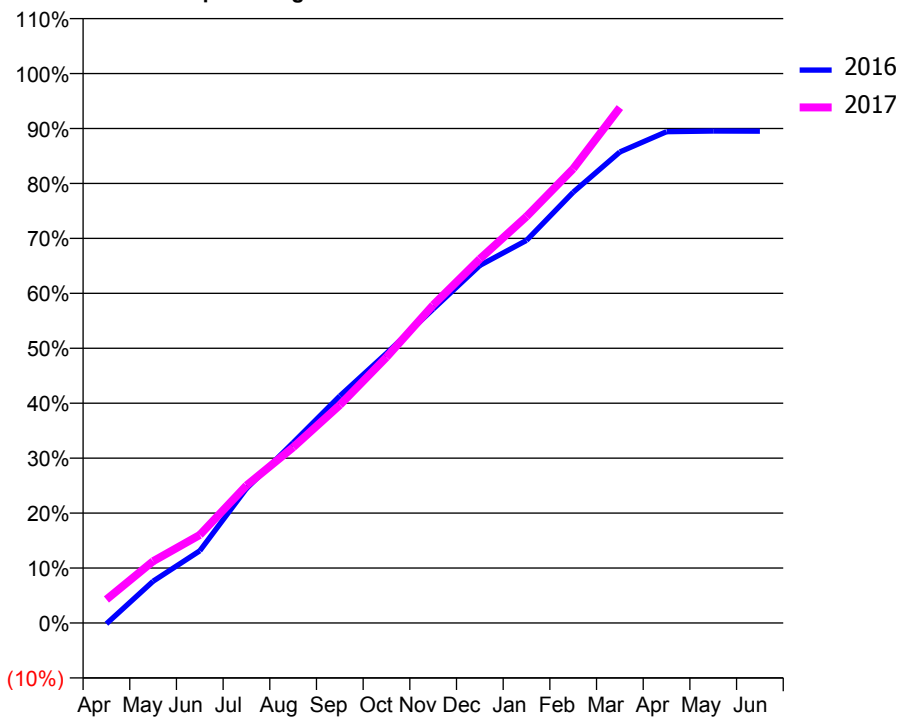
ACCESS*

Patients seen in 24 months	Total	Change since previous quarter
Quarter ending March 2016	6,846	
Quarter ending June 2016	6,821	→
Quarter ending September 2016	6,761	→
Quarter ending December 2016	6,703	→
Quarter ending March 2017	6,737	→
Variance since March 2016	(1.6%)	↓



ACTIVITY

Cumulative percentage of contracted UDA delivered 2016 & 2017



Month	Adjusted Scheduled Activity (UDA)	
	2016	2017
April	-26	750
May	1,333	1,967
June	2,302	2,803
July	4,284	4,382
August	5,746	5,594
September	7,232	6,943
October	8,588	8,467
November	10,001	10,125
December	11,390	11,595
January	12,187	12,947
February	13,721	14,468
March	15,001	16,415
April	15,649	
May	15,669	
June	15,664	

QUALITY

	Quantity	Base Number	Contract	AT	Region	England
% of FP17s for the same patient ID Re-attending within 3 months - Children	97	2,353	4.1%	10.2%	13.3%	12.3%
% of FP17s for the same patient ID Re-attending within 3 months - Adults	890	7,327	12.1%	13.7%	17.3%	16.7%
% of FP17s for the same patient ID Re-attending between 3 & 9 months - Children	1,683	2,353	71.5%	63.0%	58.9%	57.6%
% of FP17s for the same patient ID Re-attending between 3 & 9 months - Adults	3,968	7,327	54.2%	54.4%	52.2%	50.1%
% of FP17s for Band 1 Urgent Courses	658	7,737	8.5%	7.3%	9.2%	9.1%
% of FP17s Relating to Free Repair or Replacements	82	7,737	1.1%	1.0%	1.0%	0.8%
% of FP17s Relating to Continuations	68	7,737	0.9%	1.3%	1.4%	1.2%
% of Patients satisfied with the dentistry they have received	14	15	93.3%	93.9%	93.1%	92.8%
% of Patients satisfied with the time they had to wait for an appointment	15	15	100.0%	90.0%	89.5%	88.7%

* This is based on patients treated on this contract for their most recent course of treatment. Figures in italics indicate the base number of FP17s or Patient Questionnaire responses are less than 100. N/A is shown where the base number of responses is less than 10 during the period. % is calculated as Quantity/Base number*100

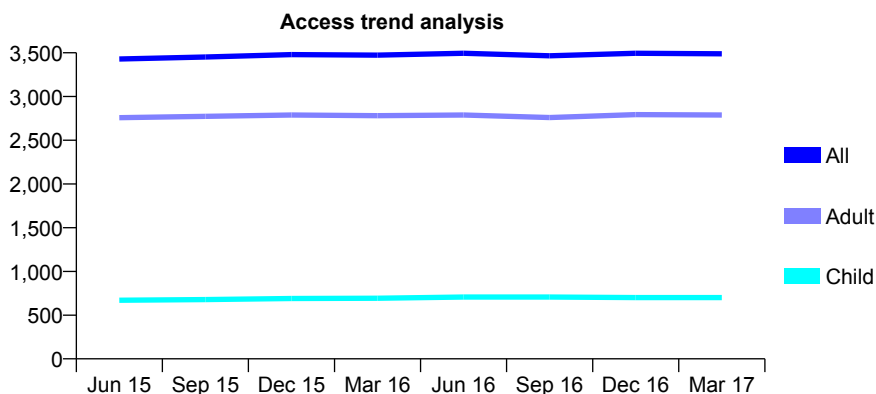
Q50 - Vital Signs At a Glance Contract Report for 648647/0001 - March 2017

Name or company name	MISS AJ BERRY
Contract type name	GDS Contract
Purpose of contract	General
Contract start date	01/04/2006
Contract end date	

16/17 Contracted general activity (UDA)	8,752
Carry forward general activity (UDA)	0
16/17 Contracted orthodontic activity (UOA)	0
Carry forward orthodontic activity (UOA)	0
Baseline contract value	£269,402.63

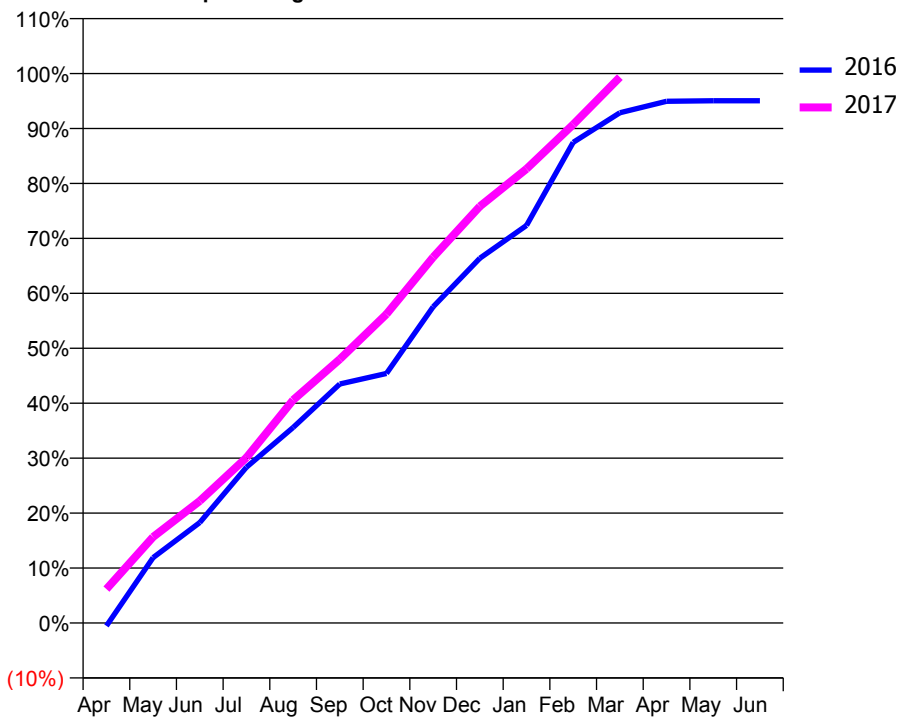
ACCESS*

Patients seen in 24 months	Total	Change since previous quarter
Quarter ending March 2016	3,474	
Quarter ending June 2016	3,495	→
Quarter ending September 2016	3,466	→
Quarter ending December 2016	3,494	→
Quarter ending March 2017	3,489	→
Variance since March 2016	0.4%	→



ACTIVITY

Cumulative percentage of contracted UDA delivered 2016 & 2017



Month	Adjusted Scheduled Activity (UDA)	
	2016	2017
April	-47	540
May	1,042	1,372
June	1,601	1,945
July	2,482	2,635
August	3,114	3,552
September	3,807	4,202
October	3,976	4,921
November	5,037	5,827
December	5,810	6,635
January	6,333	7,232
February	7,655	7,939
March	8,127	8,694
April	8,309	
May	8,318	
June	8,318	

QUALITY

	Quantity	Base Number	Contract	AT	Region	England
% of FP17s for the same patient ID Re-attending within 3 months - Children	28	1,194	2.3%	10.2%	13.3%	12.3%
% of FP17s for the same patient ID Re-attending within 3 months - Adults	203	3,452	5.9%	13.7%	17.3%	16.7%
% of FP17s for the same patient ID Re-attending between 3 & 9 months - Children	880	1,194	73.7%	63.0%	58.9%	57.6%
% of FP17s for the same patient ID Re-attending between 3 & 9 months - Adults	1,054	3,452	30.5%	54.4%	52.2%	50.1%
% of FP17s for Band 1 Urgent Courses	93	4,536	2.1%	7.3%	9.2%	9.1%
% of FP17s Relating to Free Repair or Replacements	12	4,536	0.3%	1.0%	1.0%	0.8%
% of FP17s Relating to Continuations	25	4,536	0.6%	1.3%	1.4%	1.2%
% of Patients satisfied with the dentistry they have received	10	10	100.0%	93.9%	93.1%	92.8%
% of Patients satisfied with the time they had to wait for an appointment	10	10	100.0%	90.0%	89.5%	88.7%

* This is based on patients treated on this contract for their most recent course of treatment. Figures in italics indicate the base number of FP17s or Patient Questionnaire responses are less than 100. N/A is shown where the base number of responses is less than 10 during the period. % is calculated as Quantity/Base number*100

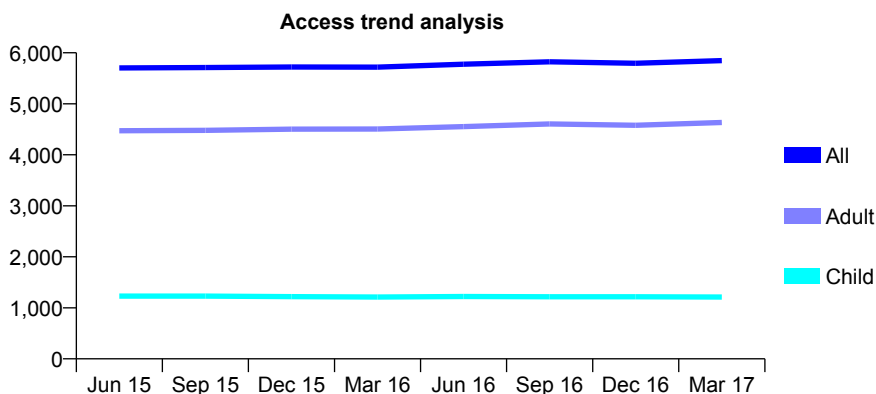
Q50 - Vital Signs At a Glance Contract Report for 651311/0001 - March 2017

Name or company name	MR MA AMOS
Contract type name	GDS Contract
Purpose of contract	General
Contract start date	01/04/2006
Contract end date	

16/17 Contracted general activity (UDA)	14,800
Carry forward general activity (UDA)	121
16/17 Contracted orthodontic activity (UOA)	0
Carry forward orthodontic activity (UOA)	0
Baseline contract value	£342,366.68

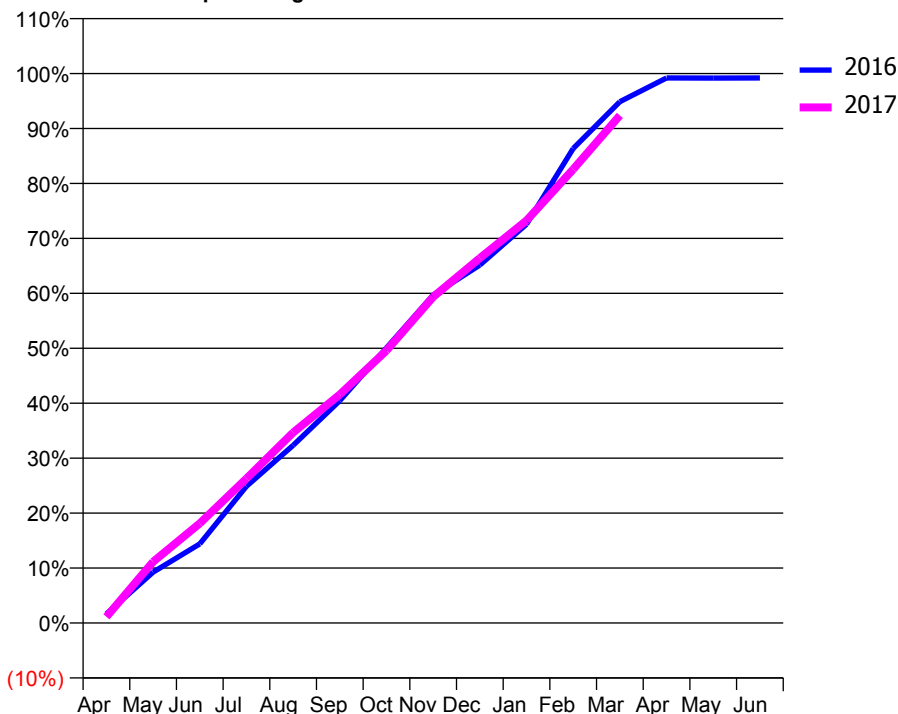
ACCESS*

Patients seen in 24 months	Total	Change since previous quarter
Quarter ending March 2016	5,718	
Quarter ending June 2016	5,776	→
Quarter ending September 2016	5,823	→
Quarter ending December 2016	5,796	→
Quarter ending March 2017	5,847	→
Variance since March 2016	2.3%	↑



ACTIVITY

Cumulative percentage of contracted UDA delivered 2016 & 2017



Month	Adjusted Scheduled Activity (UDA)	
	2016	2017
April	247	169
May	1,371	1,650
June	2,131	2,686
July	3,683	3,891
August	4,784	5,132
September	5,990	6,155
October	7,411	7,338
November	8,833	8,783
December	9,641	9,828
January	10,741	10,842
February	12,781	12,220
March	14,042	13,669
April	14,681	
May	14,677	
June	14,679	

QUALITY

	Quantity	Base Number	Contract	AT	Region	England
% of FP17s for the same patient ID Re-attending within 3 months - Children	192	2,244	8.6%	10.2%	13.3%	12.3%
% of FP17s for the same patient ID Re-attending within 3 months - Adults	922	7,106	13.0%	13.7%	17.3%	16.7%
% of FP17s for the same patient ID Re-attending between 3 & 9 months - Children	1,560	2,244	69.5%	63.0%	58.9%	57.6%
% of FP17s for the same patient ID Re-attending between 3 & 9 months - Adults	3,984	7,106	56.1%	54.4%	52.2%	50.1%
% of FP17s for Band 1 Urgent Courses	227	7,814	2.9%	7.3%	9.2%	9.1%
% of FP17s Relating to Free Repair or Replacements	96	7,814	1.2%	1.0%	1.0%	0.8%
% of FP17s Relating to Continuations	94	7,814	1.2%	1.3%	1.4%	1.2%
% of Patients satisfied with the dentistry they have received	15	15	100.0%	93.9%	93.1%	92.8%
% of Patients satisfied with the time they had to wait for an appointment	15	15	100.0%	90.0%	89.5%	88.7%

* This is based on patients treated on this contract for their most recent course of treatment. Figures in italics indicate the base number of FP17s or Patient Questionnaire responses are less than 100. N/A is shown where the base number of responses is less than 10 during the period. % is calculated as Quantity/Base number*100

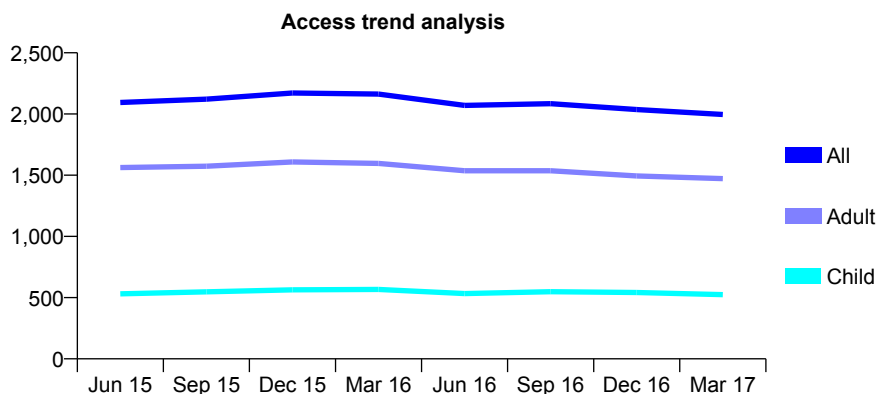
Q50 - Vital Signs At a Glance Contract Report for 651788/0001 - March 2017

Name or company name	MR A MOHAGH
Contract type name	GDS Contract
Purpose of contract	General
Contract start date	01/04/2006
Contract end date	

16/17 Contracted general activity (UDA)	5,051
Carry forward general activity (UDA)	56
16/17 Contracted orthodontic activity (UOA)	0
Carry forward orthodontic activity (UOA)	0
Baseline contract value	£128,111.03

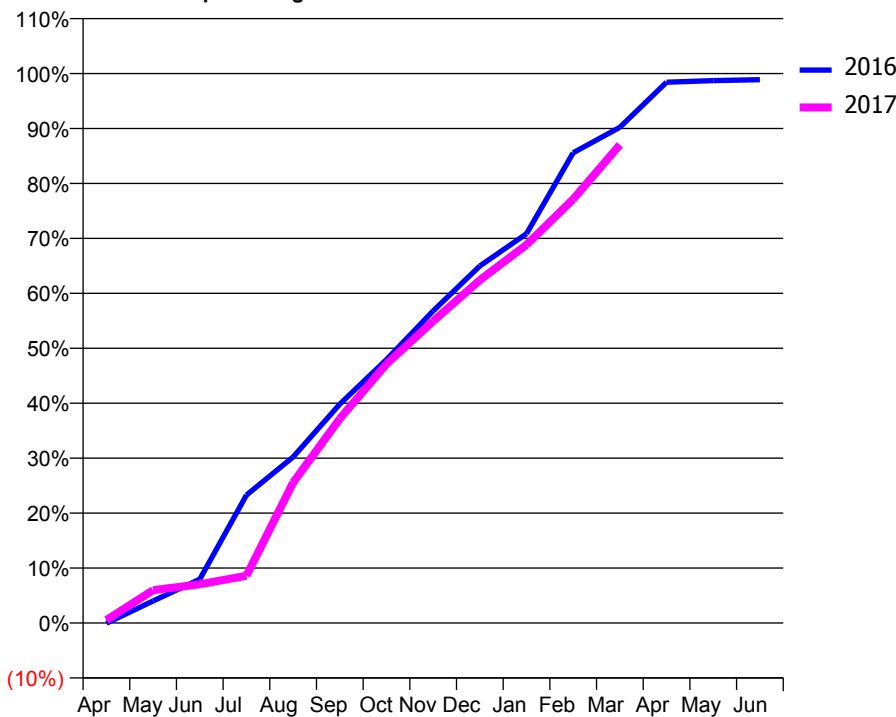
ACCESS*

Patients seen in 24 months	Total	Change since previous quarter
Quarter ending March 2016	2,163	
Quarter ending June 2016	2,070	↓
Quarter ending September 2016	2,084	→
Quarter ending December 2016	2,036	↓
Quarter ending March 2017	1,996	↓
Variance since March 2016	(7.7%)	↓



ACTIVITY

Cumulative percentage of contracted UDA delivered 2016 & 2017



Adjusted Scheduled Activity (UDA)

Month	2016	2017
April	-3	27
May	203	302
June	402	357
July	1,176	435
August	1,527	1,291
September	2,012	1,879
October	2,421	2,380
November	2,869	2,775
December	3,282	3,152
January	3,579	3,476
February	4,323	3,895
March	4,556	4,397
April	4,971	
May	4,986	
June	4,995	

QUALITY

	Quantity	Base Number	Contract	AT	Region	England
% of FP17s for the same patient ID Re-attending within 3 months - Children	91	868	10.5%	10.2%	13.3%	12.3%
% of FP17s for the same patient ID Re-attending within 3 months - Adults	98	1,482	6.6%	13.7%	17.3%	16.7%
% of FP17s for the same patient ID Re-attending between 3 & 9 months - Children	490	868	56.5%	63.0%	58.9%	57.6%
% of FP17s for the same patient ID Re-attending between 3 & 9 months - Adults	590	1,482	39.8%	54.4%	52.2%	50.1%
% of FP17s for Band 1 Urgent Courses	133	2,136	6.2%	7.3%	9.2%	9.1%
% of FP17s Relating to Free Repair or Replacements	1	2,136	0.0%	1.0%	1.0%	0.8%
% of FP17s Relating to Continuations	3	2,136	0.1%	1.3%	1.4%	1.2%
% of Patients satisfied with the dentistry they have received	7	8	N/A	93.9%	93.1%	92.8%
% of Patients satisfied with the time they had to wait for an appointment	7	8	N/A	90.0%	89.5%	88.7%

* This is based on patients treated on this contract for their most recent course of treatment. Figures in italics indicate the base number of FP17s or Patient Questionnaire responses are less than 100. N/A is shown where the base number of responses is less than 10 during the period. % is calculated as Quantity/Base number*100

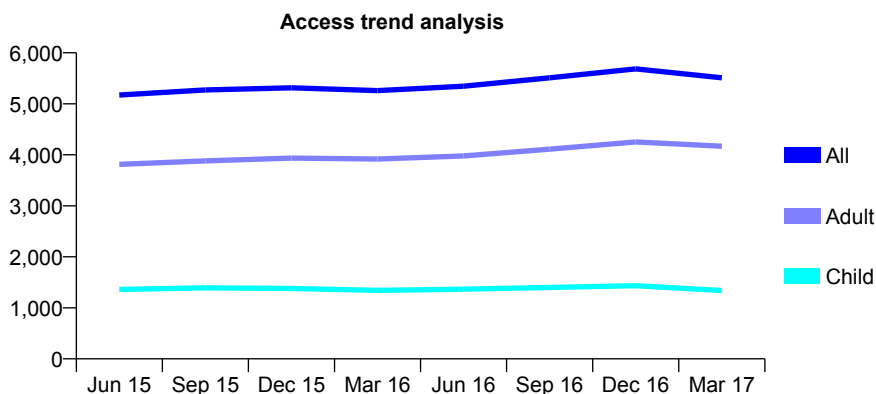
Q50 - Vital Signs At a Glance Contract Report for 678473/0001 - March 2017

Name or company name	MR TJ SPENCE
Contract type name	GDS Contract
Purpose of contract	General
Contract start date	01/04/2006
Contract end date	

16/17 Contracted general activity (UDA)	16,050
Carry forward general activity (UDA)	44
16/17 Contracted orthodontic activity (UOA)	0
Carry forward orthodontic activity (UOA)	0
Baseline contract value	£446,420.69

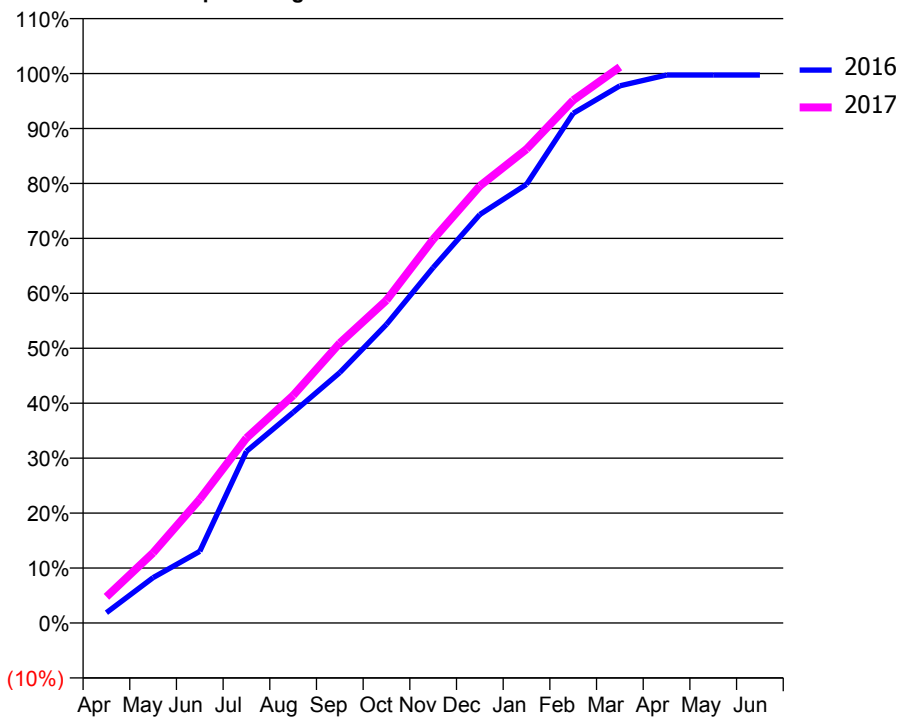
ACCESS*

Patients seen in 24 months	Total	Change since previous quarter
Quarter ending March 2016	5,260	
Quarter ending June 2016	5,345	→
Quarter ending September 2016	5,510	↑
Quarter ending December 2016	5,686	↑
Quarter ending March 2017	5,509	↓
Variance since March 2016	4.7%	↑



ACTIVITY

Cumulative percentage of contracted UDA delivered 2016 & 2017



Month	Adjusted Scheduled Activity (UDA)	
	2016	2017
April	303	764
May	1,328	2,050
June	2,094	3,616
July	5,013	5,406
August	6,152	6,646
September	7,318	8,176
October	8,722	9,429
November	10,380	11,209
December	11,933	12,765
January	12,813	13,838
February	14,889	15,270
March	15,690	16,239
April	16,007	
May	16,006	
June	16,006	

QUALITY

	Quantity	Base Number	Contract	AT	Region	England
% of FP17s for the same patient ID Re-attending within 3 months - Children	238	2,422	9.8%	10.2%	13.3%	12.3%
% of FP17s for the same patient ID Re-attending within 3 months - Adults	693	6,481	10.7%	13.7%	17.3%	16.7%
% of FP17s for the same patient ID Re-attending between 3 & 9 months - Children	1,613	2,422	66.6%	63.0%	58.9%	57.6%
% of FP17s for the same patient ID Re-attending between 3 & 9 months - Adults	4,145	6,481	64.0%	54.4%	52.2%	50.1%
% of FP17s for Band 1 Urgent Courses	443	8,800	5.0%	7.3%	9.2%	9.1%
% of FP17s Relating to Free Repair or Replacements	121	8,800	1.4%	1.0%	1.0%	0.8%
% of FP17s Relating to Continuations	75	8,800	0.9%	1.3%	1.4%	1.2%
% of Patients satisfied with the dentistry they have received	13	14	92.9%	93.9%	93.1%	92.8%
% of Patients satisfied with the time they had to wait for an appointment	13	14	92.9%	90.0%	89.5%	88.7%

* This is based on patients treated on this contract for their most recent course of treatment. Figures in italics indicate the base number of FP17s or Patient Questionnaire responses are less than 100. N/A is shown where the base number of responses is less than 10 during the period. % is calculated as Quantity/Base number*100

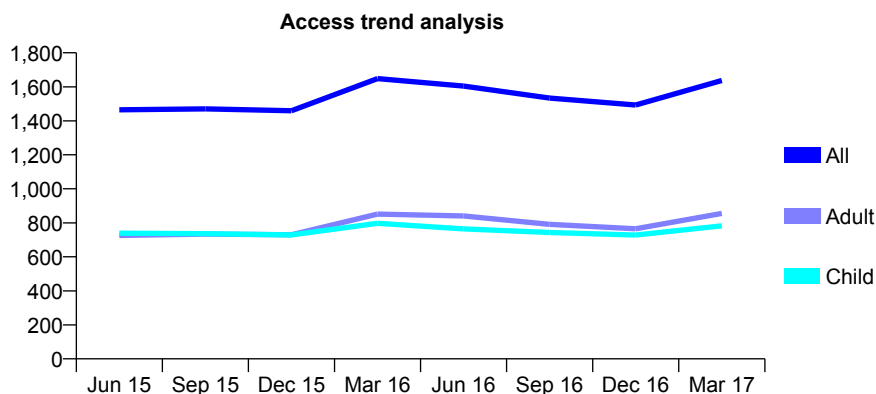
Q50 - Vital Signs At a Glance Contract Report for 678473/0002 - March 2017

Name or company name	MR TJ SPENCE
Contract type name	GDS Contract
Purpose of contract	General
Contract start date	01/04/2006
Contract end date	

16/17 Contracted general activity (UDA)	3,787
Carry forward general activity (UDA)	0
16/17 Contracted orthodontic activity (UOA)	0
Carry forward orthodontic activity (UOA)	0
Baseline contract value	£97,447.33

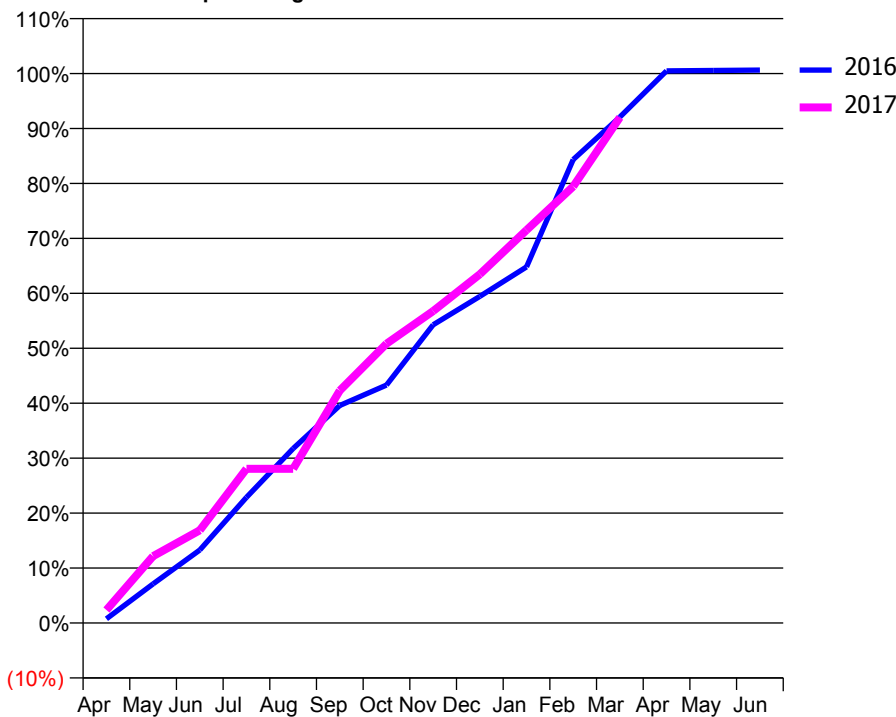
ACCESS*

Patients seen in 24 months	Total	Change since previous quarter
Quarter ending March 2016	1,648	
Quarter ending June 2016	1,604	↓
Quarter ending September 2016	1,534	↓
Quarter ending December 2016	1,493	↓
Quarter ending March 2017	1,637	↑
Variance since March 2016	(0.7%)	→



ACTIVITY

Cumulative percentage of contracted UDA delivered 2016 & 2017



Adjusted Scheduled Activity (UDA)

Month	2016	2017
April	29	90
May	269	461
June	503	639
July	866	1,063
August	1,202	1,063
September	1,500	1,602
October	1,640	1,924
November	2,055	2,150
December	2,251	2,404
January	2,454	2,708
February	3,194	3,008
March	3,487	3,484
April	3,805	
May	3,808	
June	3,811	

QUALITY

	Quantity	Base Number	Contract	AT	Region	England
% of FP17s for the same patient ID Re-attending within 3 months - Children	69	1,231	5.6%	10.2%	13.3%	12.3%
% of FP17s for the same patient ID Re-attending within 3 months - Adults	99	1,131	8.8%	13.7%	17.3%	16.7%
% of FP17s for the same patient ID Re-attending between 3 & 9 months - Children	800	1,231	65.0%	63.0%	58.9%	57.6%
% of FP17s for the same patient ID Re-attending between 3 & 9 months - Adults	671	1,131	59.3%	54.4%	52.2%	50.1%
% of FP17s for Band 1 Urgent Courses	67	2,193	3.1%	7.3%	9.2%	9.1%
% of FP17s Relating to Free Repair or Replacements	19	2,193	0.9%	1.0%	1.0%	0.8%
% of FP17s Relating to Continuations	11	2,193	0.5%	1.3%	1.4%	1.2%
% of Patients satisfied with the dentistry they have received	3	3	N/A	93.9%	93.1%	92.8%
% of Patients satisfied with the time they had to wait for an appointment	3	3	N/A	90.0%	89.5%	88.7%

* This is based on patients treated on this contract for their most recent course of treatment. Figures in italics indicate the base number of FP17s or Patient Questionnaire responses are less than 100. N/A is shown where the base number of responses is less than 10 during the period. % is calculated as Quantity/Base number*100

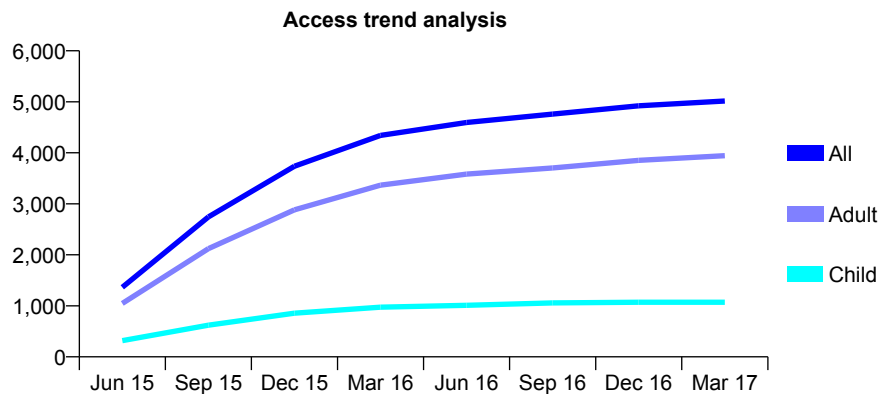
Q50 - Vital Signs At a Glance Contract Report for 682985/0001 - March 2017

Name or company name	MRS ZR BURNS
Contract type name	GDS Contract
Purpose of contract	General
Contract start date	01/04/2015
Contract end date	

16/17 Contracted general activity (UDA)	16,157
Carry forward general activity (UDA)	0
16/17 Contracted orthodontic activity (UOA)	0
Carry forward orthodontic activity (UOA)	0
Baseline contract value	£377,360.72

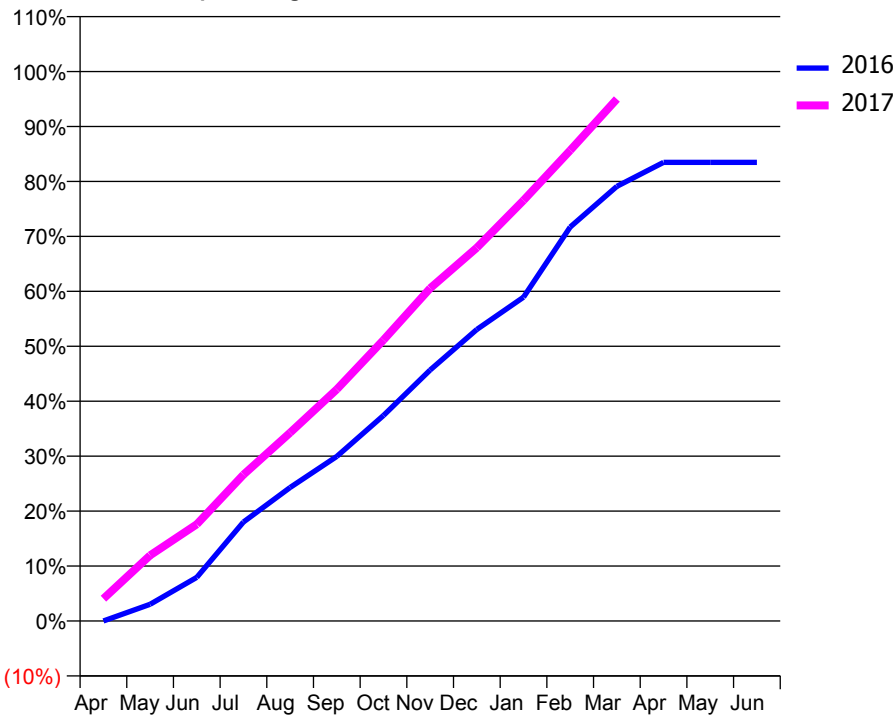
ACCESS*

Patients seen in 24 months	Total	Change since previous quarter
Quarter ending March 2016	4,340	
Quarter ending June 2016	4,594	↑
Quarter ending September 2016	4,760	↑
Quarter ending December 2016	4,922	↑
Quarter ending March 2017	5,015	→
Variance since March 2016	15.6%	↑



ACTIVITY

Cumulative percentage of contracted UDA delivered 2016 & 2017



Month	Adjusted Scheduled Activity (UDA)	
	2016	2017
April	0	657
May	492	1,932
June	1,283	2,845
July	2,912	4,305
August	3,925	5,540
September	4,841	6,811
October	6,045	8,262
November	7,382	9,786
December	8,572	10,976
January	9,520	12,370
February	11,585	13,839
March	12,778	15,349
April	13,485	
May	13,486	
June	13,486	

QUALITY

	Quantity	Base Number	Contract	AT	Region	England
% of FP17s for the same patient ID Re-attending within 3 months - Children	133	1,751	7.6%	10.2%	13.3%	12.3%
% of FP17s for the same patient ID Re-attending within 3 months - Adults	774	6,141	12.6%	13.7%	17.3%	16.7%
% of FP17s for the same patient ID Re-attending between 3 & 9 months - Children	1,140	1,751	65.1%	63.0%	58.9%	57.6%
% of FP17s for the same patient ID Re-attending between 3 & 9 months - Adults	3,818	6,141	62.2%	54.4%	52.2%	50.1%
% of FP17s for Band 1 Urgent Courses	265	7,440	3.6%	7.3%	9.2%	9.1%
% of FP17s Relating to Free Repair or Replacements	92	7,440	1.2%	1.0%	1.0%	0.8%
% of FP17s Relating to Continuations	119	7,440	1.6%	1.3%	1.4%	1.2%
% of Patients satisfied with the dentistry they have received	20	21	95.2%	93.9%	93.1%	92.8%
% of Patients satisfied with the time they had to wait for an appointment	19	21	90.5%	90.0%	89.5%	88.7%

* This is based on patients treated on this contract for their most recent course of treatment. Figures in italics indicate the base number of FP17s or Patient Questionnaire responses are less than 100. N/A is shown where the base number of responses is less than 10 during the period. % is calculated as Quantity/Base number*100

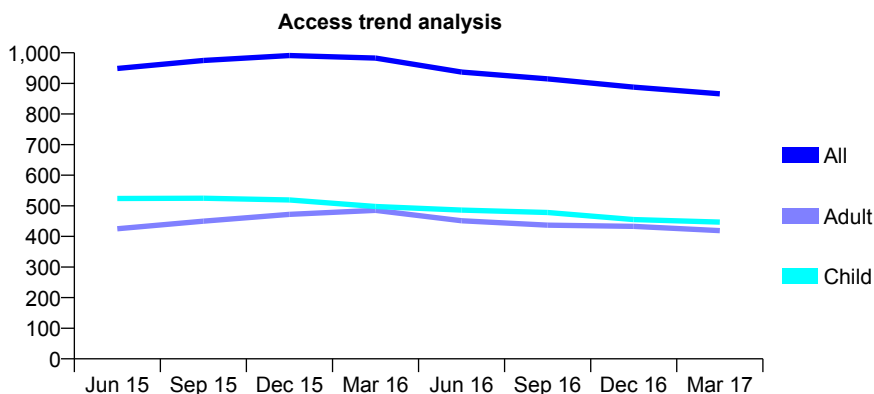
Q50 - Vital Signs At a Glance Contract Report for 706523/0001 - March 2017

Name or company name	MR AD BERWICK
Contract type name	GDS Contract
Purpose of contract	General
Contract start date	01/04/2014
Contract end date	

16/17 Contracted general activity (UDA)	2,320
Carry forward general activity (UDA)	0
16/17 Contracted orthodontic activity (UOA)	0
Carry forward orthodontic activity (UOA)	0
Baseline contract value	£64,185.31

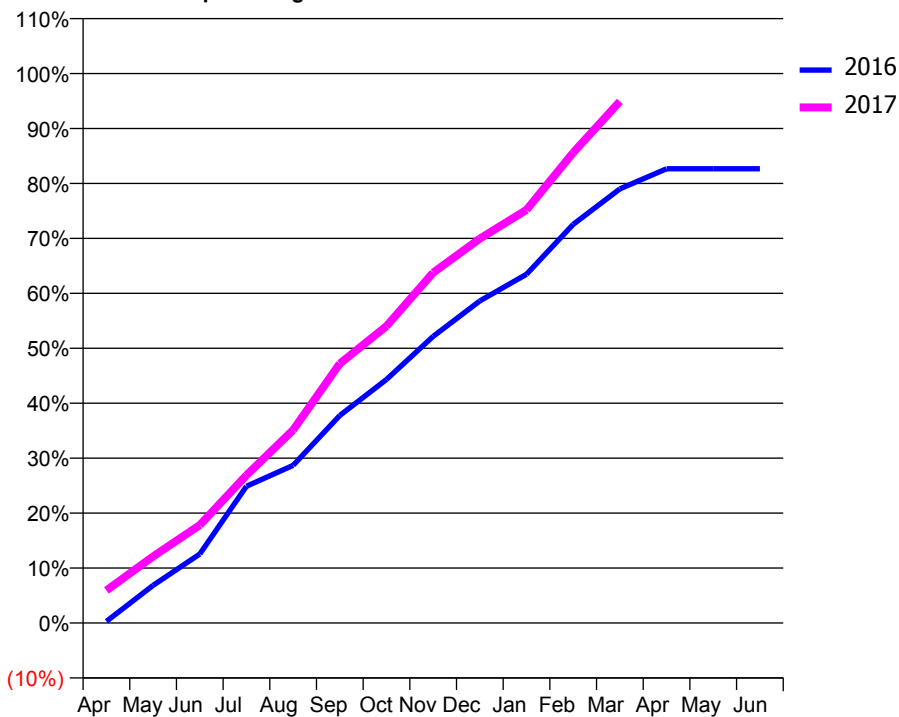
ACCESS*

Patients seen in 24 months	Total	Change since previous quarter
Quarter ending March 2016	983	
Quarter ending June 2016	937	↓
Quarter ending September 2016	915	↓
Quarter ending December 2016	888	↓
Quarter ending March 2017	866	↓
Variance since March 2016	(11.9%)	↓



ACTIVITY

Cumulative percentage of contracted UDA delivered 2016 & 2017



Month	Adjusted Scheduled Activity (UDA)	
	2016	2017
April	9	138
May	196	281
June	359	413
July	710	624
August	818	815
September	1,078	1,095
October	1,265	1,253
November	1,488	1,479
December	1,672	1,623
January	1,811	1,744
February	2,070	1,986
March	2,254	2,202
April	2,358	
May	2,358	
June	2,358	

QUALITY

	Quantity	Base Number	Contract	AT	Region	England
% of FP17s for the same patient ID Re-attending within 3 months - Children	64	846	7.6%	10.2%	13.3%	12.3%
% of FP17s for the same patient ID Re-attending within 3 months - Adults	102	568	18.0%	13.7%	17.3%	16.7%
% of FP17s for the same patient ID Re-attending between 3 & 9 months - Children	627	846	74.1%	63.0%	58.9%	57.6%
% of FP17s for the same patient ID Re-attending between 3 & 9 months - Adults	326	568	57.4%	54.4%	52.2%	50.1%
% of FP17s for Band 1 Urgent Courses	50	1,357	3.7%	7.3%	9.2%	9.1%
% of FP17s Relating to Free Repair or Replacements	0	1,357	0.0%	1.0%	1.0%	0.8%
% of FP17s Relating to Continuations	40	1,357	2.9%	1.3%	1.4%	1.2%
% of Patients satisfied with the dentistry they have received	3	3	N/A	93.9%	93.1%	92.8%
% of Patients satisfied with the time they had to wait for an appointment	3	3	N/A	90.0%	89.5%	88.7%

* This is based on patients treated on this contract for their most recent course of treatment. Figures in italics indicate the base number of FP17s or Patient Questionnaire responses are less than 100. N/A is shown where the base number of responses is less than 10 during the period. % is calculated as Quantity/Base number*100

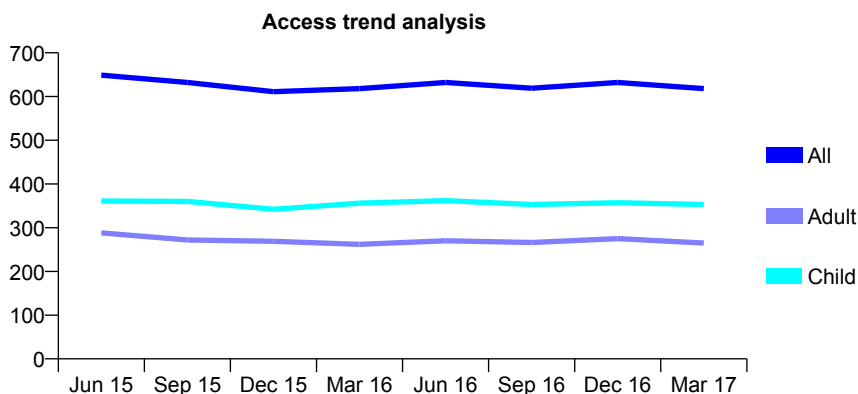
Q50 - Vital Signs At a Glance Contract Report for 725153/0002 - March 2017

Name or company name	MR DC GILKESON
Contract type name	GDS Contract
Purpose of contract	General
Contract start date	23/12/2012
Contract end date	

16/17 Contracted general activity (UDA)	1,390
Carry forward general activity (UDA)	16
16/17 Contracted orthodontic activity (UOA)	0
Carry forward orthodontic activity (UOA)	0
Baseline contract value	£41,360.65

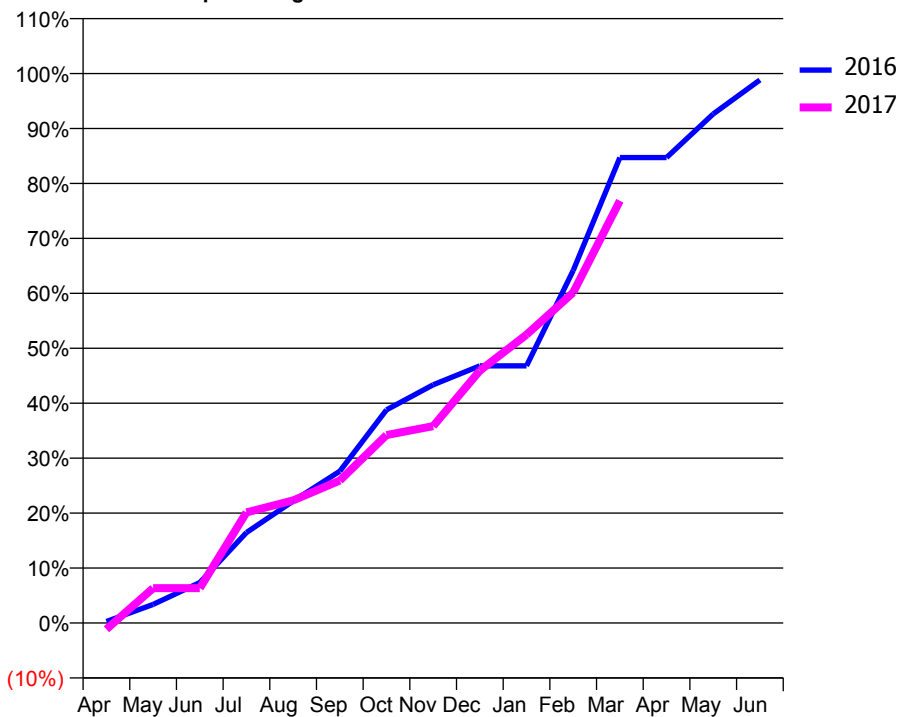
ACCESS*

Patients seen in 24 months	Total	Change since previous quarter
Quarter ending March 2016	618	
Quarter ending June 2016	632	↑
Quarter ending September 2016	619	↓
Quarter ending December 2016	632	↑
Quarter ending March 2017	618	↓
Variance since March 2016	0.0%	→



ACTIVITY

Cumulative percentage of contracted UDA delivered 2016 & 2017



Month	Adjusted Scheduled Activity (UDA)	
	2016	2017
April	4	-16
May	47	88
June	102	88
July	229	280
August	309	310
September	384	360
October	539	475
November	603	498
December	651	638
January	651	729
February	892	836
March	1,177	1,068
April	1,177	
May	1,288	
June	1,374	

QUALITY

	Quantity	Base Number	Contract	AT	Region	England
% of FP17s for the same patient ID Re-attending within 3 months - Children	12	483	2.5%	10.2%	13.3%	12.3%
% of FP17s for the same patient ID Re-attending within 3 months - Adults	15	240	6.3%	13.7%	17.3%	16.7%
% of FP17s for the same patient ID Re-attending between 3 & 9 months - Children	309	483	64.0%	63.0%	58.9%	57.6%
% of FP17s for the same patient ID Re-attending between 3 & 9 months - Adults	110	240	45.8%	54.4%	52.2%	50.1%
% of FP17s for Band 1 Urgent Courses	2	645	0.3%	7.3%	9.2%	9.1%
% of FP17s Relating to Free Repair or Replacements	0	645	0.0%	1.0%	1.0%	0.8%
% of FP17s Relating to Continuations	0	645	0.0%	1.3%	1.4%	1.2%
% of Patients satisfied with the dentistry they have received	0	0	N/A	93.9%	93.1%	92.8%
% of Patients satisfied with the time they had to wait for an appointment	0	0	N/A	90.0%	89.5%	88.7%

* This is based on patients treated on this contract for their most recent course of treatment. Figures in italics indicate the base number of FP17s or Patient Questionnaire responses are less than 100. N/A is shown where the base number of responses is less than 10 during the period. % is calculated as Quantity/Base number*100

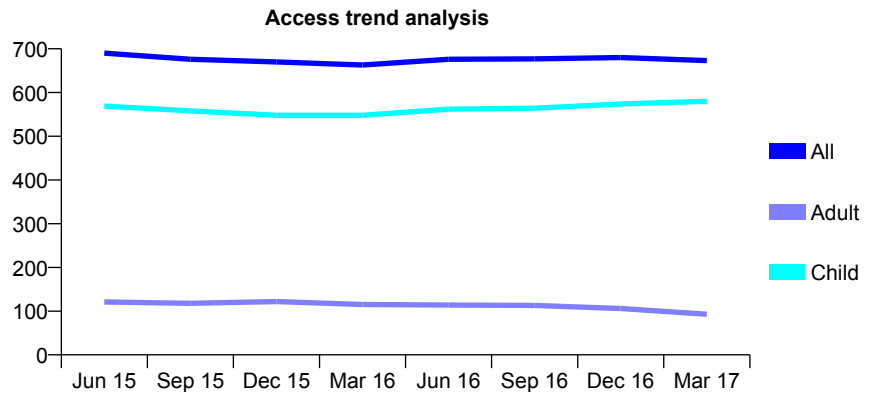
Q50 - Vital Signs At a Glance Contract Report for 732974/0001 - March 2017

Name or company name	MR IJ AUCKLAND
Contract type name	GDS Contract
Purpose of contract	General and Orthodontic
Contract start date	01/04/2006
Contract end date	

16/17 Contracted general activity (UDA)	1,480
Carry forward general activity (UDA)	0
16/17 Contracted orthodontic activity (UOA)	815
Carry forward orthodontic activity (UOA)	0
Baseline contract value	£111,772.33

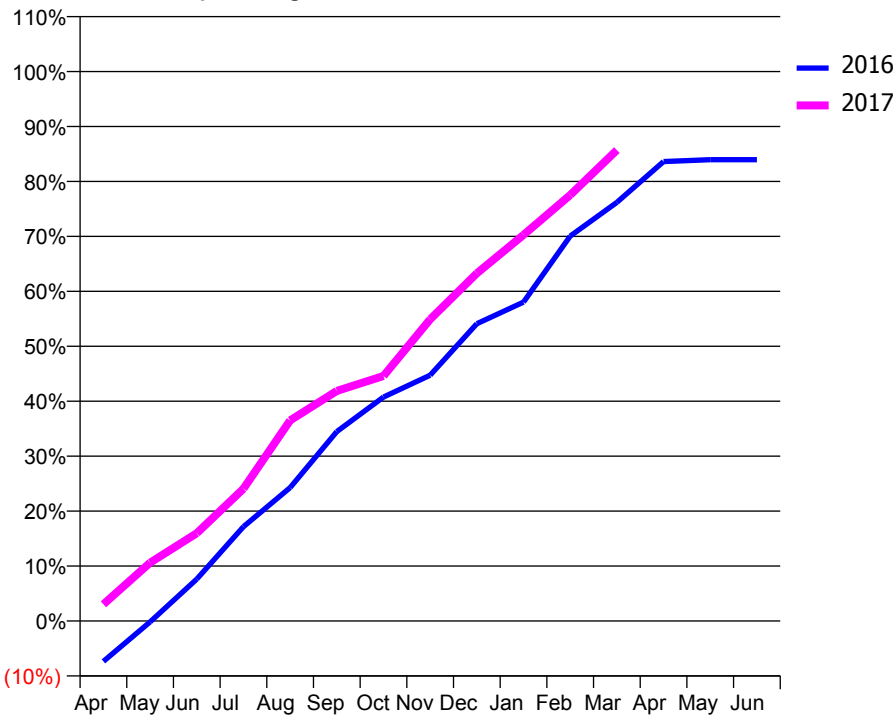
ACCESS*

Patients seen in 24 months	Total	Change since previous quarter
Quarter ending March 2016	663	
Quarter ending June 2016	676	→
Quarter ending September 2016	677	→
Quarter ending December 2016	680	→
Quarter ending March 2017	673	↓
Variance since March 2016	1.5%	→



ACTIVITY

Cumulative percentage of contracted UDA delivered 2016 & 2017



Month	Adjusted Scheduled Activity (UDA)	
	2016	2017
April	-109	45
May	-3	157
June	113	236
July	254	357
August	359	540
September	510	620
October	603	660
November	662	813
December	801	936
January	859	1,040
February	1,037	1,147
March	1,127	1,268
April	1,238	
May	1,243	
June	1,243	

QUALITY

	Quantity	Base Number	Contract	AT	Region	England
% of FP17s for the same patient ID Re-attending within 3 months - Children	89	1,036	8.6%	10.2%	13.3%	12.3%
% of FP17s for the same patient ID Re-attending within 3 months - Adults	5	49	10.2%	13.7%	17.3%	16.7%
% of FP17s for the same patient ID Re-attending between 3 & 9 months - Children	715	1,036	69.0%	63.0%	58.9%	57.6%
% of FP17s for the same patient ID Re-attending between 3 & 9 months - Adults	36	49	73.5%	54.4%	52.2%	50.1%
% of FP17s for Band 1 Urgent Courses	27	893	3.0%	7.3%	9.2%	9.1%
% of FP17s Relating to Free Repair or Replacements	0	893	0.0%	1.0%	1.0%	0.8%
% of FP17s Relating to Continuations	0	893	0.0%	1.3%	1.4%	1.2%
% of Patients satisfied with the dentistry they have received	1	1	N/A	93.9%	93.1%	92.8%
% of Patients satisfied with the time they had to wait for an appointment	1	1	N/A	90.0%	89.5%	88.7%

* This is based on patients treated on this contract for their most recent course of treatment. Figures in italics indicate the base number of FP17s or Patient Questionnaire responses are less than 100. N/A is shown where the base number of responses is less than 10 during the period. % is calculated as Quantity/Base number*100

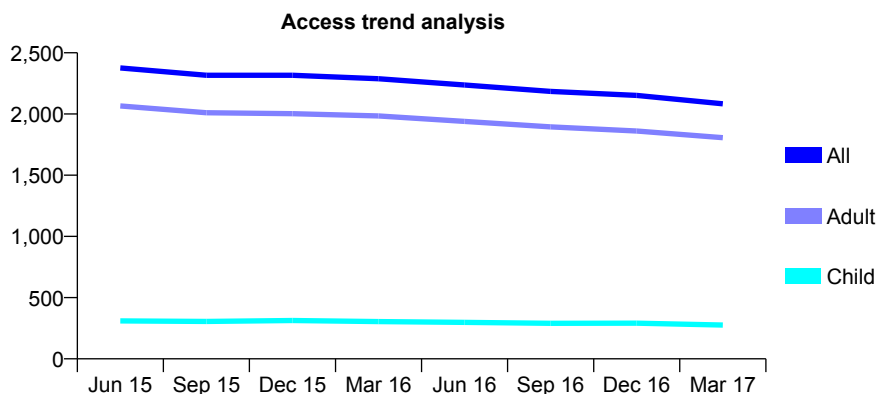
Q50 - Vital Signs At a Glance Contract Report for 736449/0001 - March 2017

Name or company name	MR N SINCLAIR
Contract type name	GDS Contract
Purpose of contract	General
Contract start date	01/04/2006
Contract end date	

16/17 Contracted general activity (UDA)	9,815
Carry forward general activity (UDA)	0
16/17 Contracted orthodontic activity (UOA)	0
Carry forward orthodontic activity (UOA)	0
Baseline contract value	£223,025.97

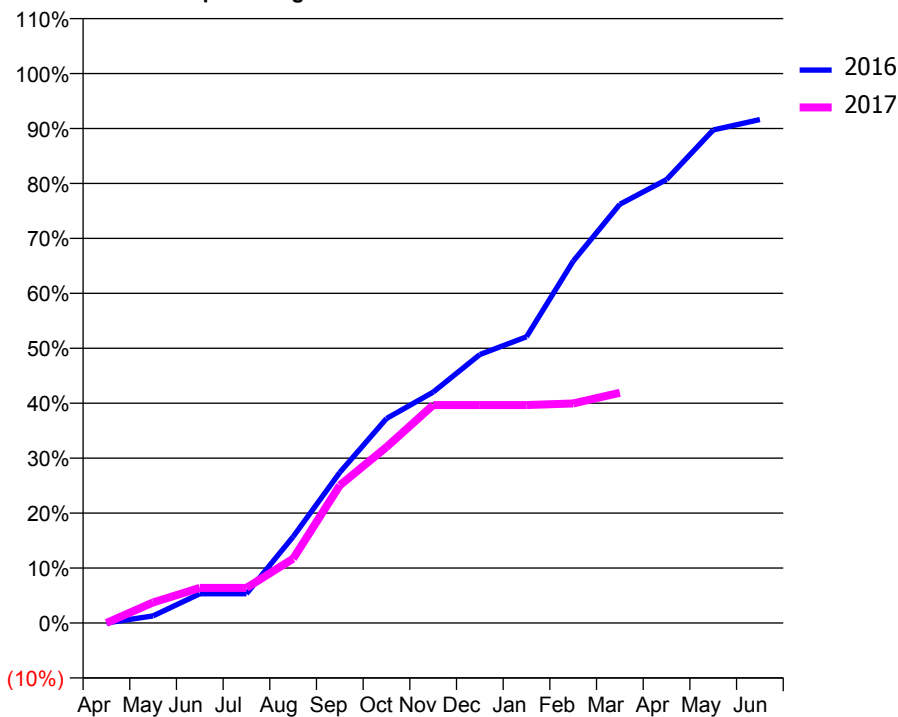
ACCESS*

Patients seen in 24 months	Total	Change since previous quarter
Quarter ending March 2016	2,288	
Quarter ending June 2016	2,237	↓
Quarter ending September 2016	2,185	↓
Quarter ending December 2016	2,152	↓
Quarter ending March 2017	2,083	↓
Variance since March 2016	(9.0%)	↓



ACTIVITY

Cumulative percentage of contracted UDA delivered 2016 & 2017



Adjusted Scheduled Activity (UDA)

Month	2016	2017
April	0	0
May	127	368
June	522	628
July	522	628
August	1,543	1,150
September	2,689	2,458
October	3,654	3,143
November	4,124	3,893
December	4,795	3,893
January	5,113	3,893
February	6,464	3,923
March	7,480	4,113
April	7,922	
May	8,807	
June	8,993	

QUALITY

	Quantity	Base Number	Contract	AT	Region	England
% of FP17s for the same patient ID Re-attending within 3 months - Children	23	293	7.8%	10.2%	13.3%	12.3%
% of FP17s for the same patient ID Re-attending within 3 months - Adults	341	2,042	16.7%	13.7%	17.3%	16.7%
% of FP17s for the same patient ID Re-attending between 3 & 9 months - Children	197	293	67.2%	63.0%	58.9%	57.6%
% of FP17s for the same patient ID Re-attending between 3 & 9 months - Adults	1,384	2,042	67.8%	54.4%	52.2%	50.1%
% of FP17s for Band 1 Urgent Courses	166	1,821	9.1%	7.3%	9.2%	9.1%
% of FP17s Relating to Free Repair or Replacements	21	1,821	1.2%	1.0%	1.0%	0.8%
% of FP17s Relating to Continuations	19	1,821	1.0%	1.3%	1.4%	1.2%
% of Patients satisfied with the dentistry they have received	5	6	N/A	93.9%	93.1%	92.8%
% of Patients satisfied with the time they had to wait for an appointment	6	6	N/A	90.0%	89.5%	88.7%

* This is based on patients treated on this contract for their most recent course of treatment. Figures in italics indicate the base number of FP17s or Patient Questionnaire responses are less than 100. N/A is shown where the base number of responses is less than 10 during the period. % is calculated as Quantity/Base number*100

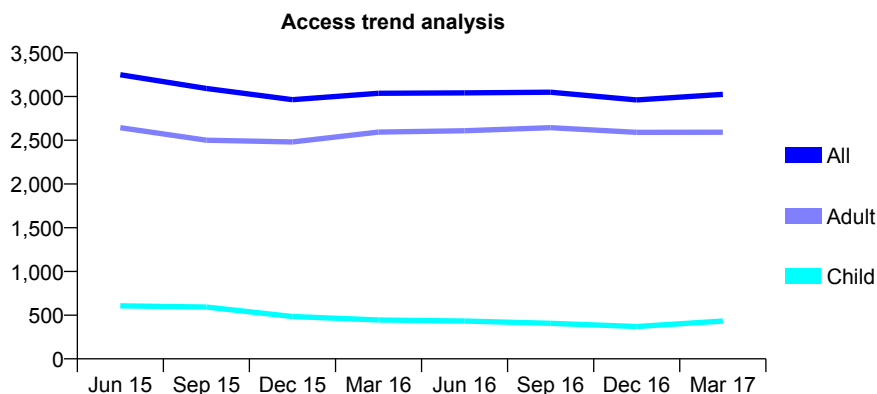
Q50 - Vital Signs At a Glance Contract Report for 737089/0001 - March 2017

Name or company name	MR AN GATECLIFF
Contract type name	GDS Contract
Purpose of contract	General
Contract start date	01/04/2006
Contract end date	

16/17 Contracted general activity (UDA)	8,178
Carry forward general activity (UDA)	20
16/17 Contracted orthodontic activity (UOA)	0
Carry forward orthodontic activity (UOA)	0
Baseline contract value	£256,034.61

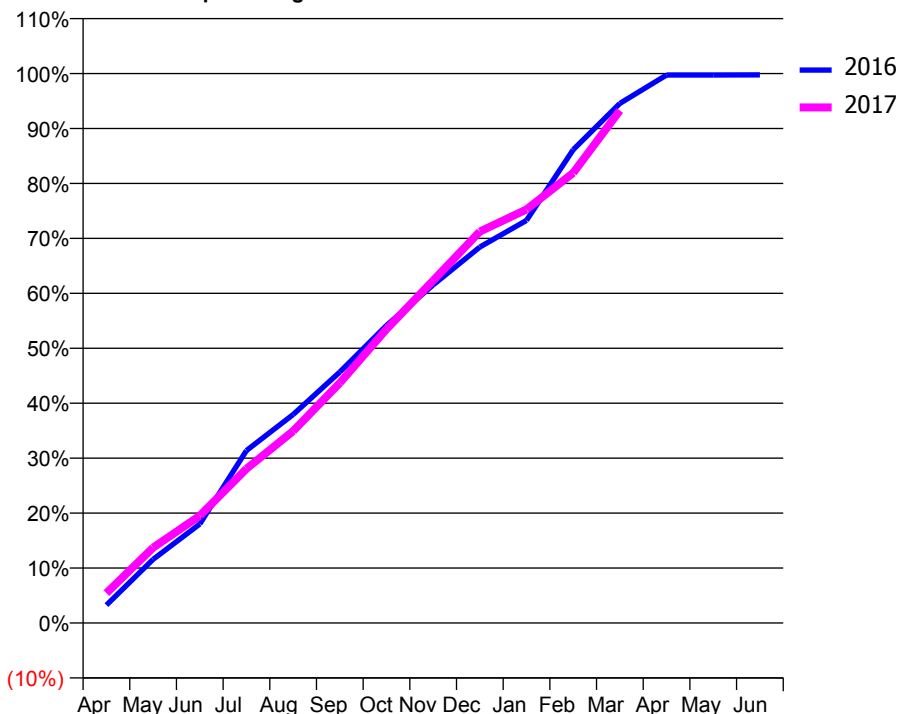
ACCESS*

Patients seen in 24 months	Total	Change since previous quarter
Quarter ending March 2016	3,037	
Quarter ending June 2016	3,041	→
Quarter ending September 2016	3,049	→
Quarter ending December 2016	2,961	↓
Quarter ending March 2017	3,025	↑
Variance since March 2016	(0.4%)	→



ACTIVITY

Cumulative percentage of contracted UDA delivered 2016 & 2017



Month	Adjusted Scheduled Activity (UDA)	
	2016	2017
April	267	446
May	948	1,123
June	1,473	1,596
July	2,567	2,295
August	3,103	2,858
September	3,736	3,572
October	4,429	4,374
November	5,033	5,097
December	5,595	5,826
January	5,992	6,154
February	7,044	6,700
March	7,733	7,627
April	8,155	
May	8,155	
June	8,158	

QUALITY

	Quantity	Base Number	Contract	AT	Region	England
% of FP17s for the same patient ID Re-attending within 3 months - Children	22	730	3.0%	10.2%	13.3%	12.3%
% of FP17s for the same patient ID Re-attending within 3 months - Adults	370	3,526	10.5%	13.7%	17.3%	16.7%
% of FP17s for the same patient ID Re-attending between 3 & 9 months - Children	354	730	48.5%	63.0%	58.9%	57.6%
% of FP17s for the same patient ID Re-attending between 3 & 9 months - Adults	1,097	3,526	31.1%	54.4%	52.2%	50.1%
% of FP17s for Band 1 Urgent Courses	204	4,019	5.1%	7.3%	9.2%	9.1%
% of FP17s Relating to Free Repair or Replacements	55	4,019	1.4%	1.0%	1.0%	0.8%
% of FP17s Relating to Continuations	100	4,019	2.5%	1.3%	1.4%	1.2%
% of Patients satisfied with the dentistry they have received	6	6	N/A	93.9%	93.1%	92.8%
% of Patients satisfied with the time they had to wait for an appointment	6	6	N/A	90.0%	89.5%	88.7%

* This is based on patients treated on this contract for their most recent course of treatment. Figures in italics indicate the base number of FP17s or Patient Questionnaire responses are less than 100. N/A is shown where the base number of responses is less than 10 during the period. % is calculated as Quantity/Base number*100

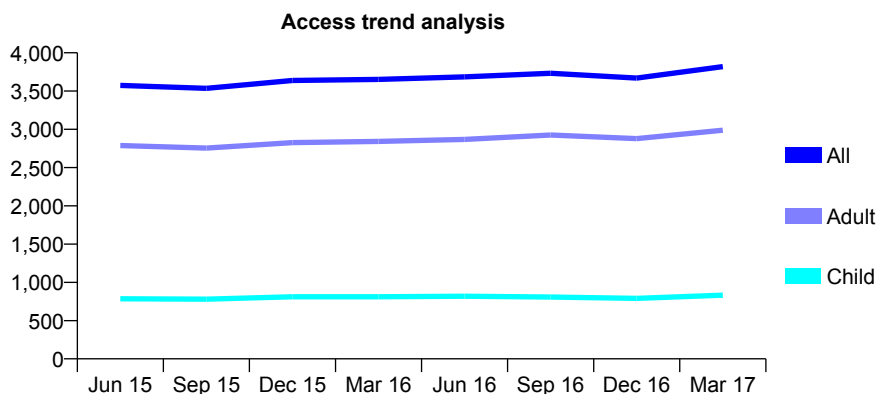
Q50 - Vital Signs At a Glance Contract Report for 739146/0001 - March 2017

Name or company name	MR MA HOMA
Contract type name	GDS Contract
Purpose of contract	General
Contract start date	01/04/2006
Contract end date	

16/17 Contracted general activity (UDA)	7,753
Carry forward general activity (UDA)	99
16/17 Contracted orthodontic activity (UOA)	0
Carry forward orthodontic activity (UOA)	0
Baseline contract value	£218,870.10

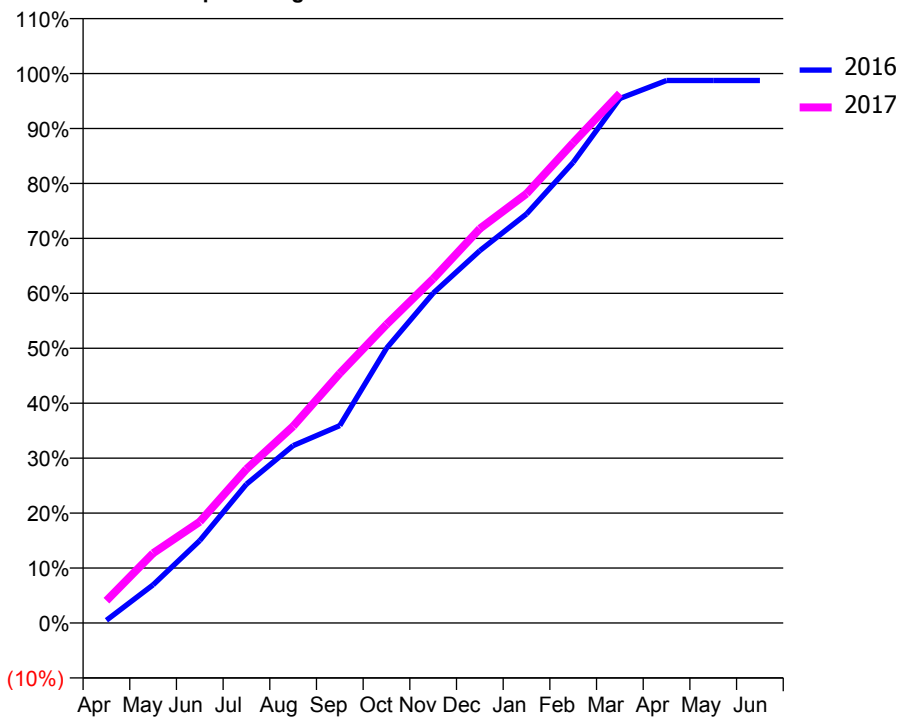
ACCESS*

Patients seen in 24 months	Total	Change since previous quarter
Quarter ending March 2016	3,653	
Quarter ending June 2016	3,686	→
Quarter ending September 2016	3,732	→
Quarter ending December 2016	3,669	↓
Quarter ending March 2017	3,820	↑
Variance since March 2016	4.6%	↑



ACTIVITY

Cumulative percentage of contracted UDA delivered 2016 & 2017



Adjusted Scheduled Activity (UDA)

Month	2016	2017
April	38	316
May	540	984
June	1,163	1,429
July	1,959	2,172
August	2,504	2,776
September	2,786	3,524
October	3,877	4,212
November	4,654	4,858
December	5,253	5,565
January	5,770	6,058
February	6,499	6,775
March	7,401	7,473
April	7,654	
May	7,654	
June	7,654	

QUALITY

	Quantity	Base Number	Contract	AT	Region	England
% of FP17s for the same patient ID Re-attending within 3 months - Children	55	1,156	4.8%	10.2%	13.3%	12.3%
% of FP17s for the same patient ID Re-attending within 3 months - Adults	536	3,933	13.6%	13.7%	17.3%	16.7%
% of FP17s for the same patient ID Re-attending between 3 & 9 months - Children	691	1,156	59.8%	63.0%	58.9%	57.6%
% of FP17s for the same patient ID Re-attending between 3 & 9 months - Adults	1,960	3,933	49.8%	54.4%	52.2%	50.1%
% of FP17s for Band 1 Urgent Courses	254	3,819	6.7%	7.3%	9.2%	9.1%
% of FP17s Relating to Free Repair or Replacements	17	3,819	0.4%	1.0%	1.0%	0.8%
% of FP17s Relating to Continuations	88	3,819	2.3%	1.3%	1.4%	1.2%
% of Patients satisfied with the dentistry they have received	9	9	N/A	93.9%	93.1%	92.8%
% of Patients satisfied with the time they had to wait for an appointment	9	9	N/A	90.0%	89.5%	88.7%

* This is based on patients treated on this contract for their most recent course of treatment. Figures in italics indicate the base number of FP17s or Patient Questionnaire responses are less than 100. N/A is shown where the base number of responses is less than 10 during the period. % is calculated as Quantity/Base number*100

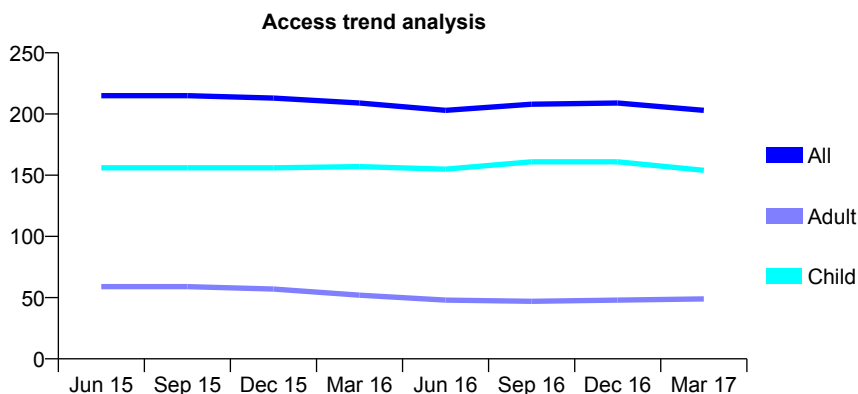
Q50 - Vital Signs At a Glance Contract Report for 739375/0001 - March 2017

Name or company name	MRS JJ HOLBROOK
Contract type name	GDS Contract
Purpose of contract	General
Contract start date	01/04/2006
Contract end date	

16/17 Contracted general activity (UDA)	500
Carry forward general activity (UDA)	0
16/17 Contracted orthodontic activity (UOA)	0
Carry forward orthodontic activity (UOA)	0
Baseline contract value	£14,639.19

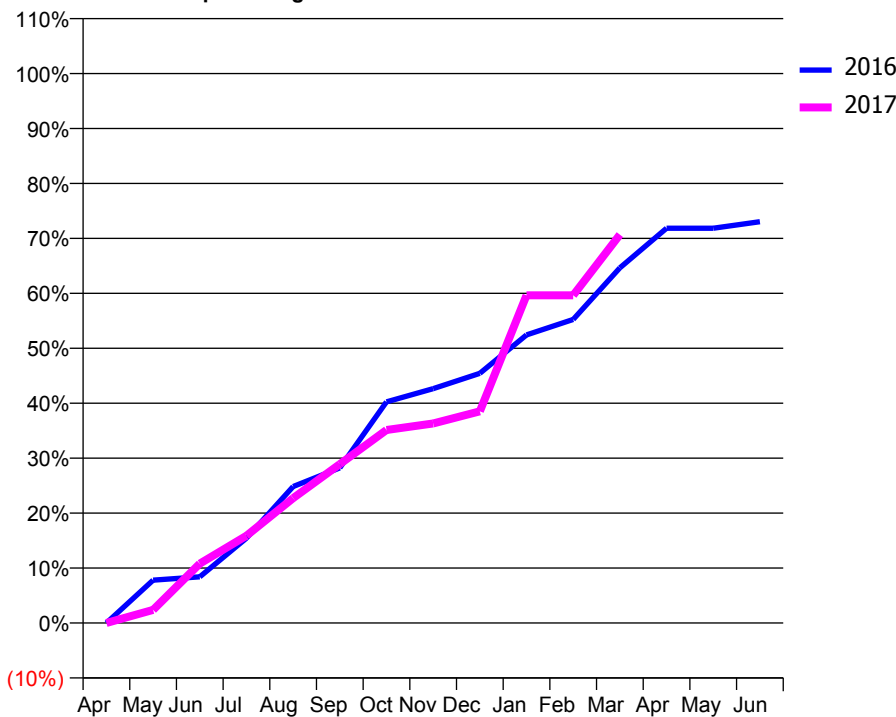
ACCESS*

Patients seen in 24 months	Total	Change since previous quarter
Quarter ending March 2016	209	
Quarter ending June 2016	203	↓
Quarter ending September 2016	208	↑
Quarter ending December 2016	209	→
Quarter ending March 2017	203	↓
Variance since March 2016	(2.9%)	↓



ACTIVITY

Cumulative percentage of contracted UDA delivered 2016 & 2017



Adjusted Scheduled Activity (UDA)

Month	2016	2017
April	0	0
May	39	12
June	42	54
July	77	79
August	124	114
September	141	145
October	201	176
November	213	182
December	227	193
January	262	298
February	276	298
March	323	353
April	359	
May	359	
June	365	

QUALITY

	Quantity	Base Number	Contract	AT	Region	England
% of FP17s for the same patient ID Re-attending within 3 months - Children	8	258	3.1%	10.2%	13.3%	12.3%
% of FP17s for the same patient ID Re-attending within 3 months - Adults	3	40	7.5%	13.7%	17.3%	16.7%
% of FP17s for the same patient ID Re-attending between 3 & 9 months - Children	167	258	64.7%	63.0%	58.9%	57.6%
% of FP17s for the same patient ID Re-attending between 3 & 9 months - Adults	28	40	70.0%	54.4%	52.2%	50.1%
% of FP17s for Band 1 Urgent Courses	7	264	2.7%	7.3%	9.2%	9.1%
% of FP17s Relating to Free Repair or Replacements	0	264	0.0%	1.0%	1.0%	0.8%
% of FP17s Relating to Continuations	4	264	1.5%	1.3%	1.4%	1.2%
% of Patients satisfied with the dentistry they have received	0	0	N/A	93.9%	93.1%	92.8%
% of Patients satisfied with the time they had to wait for an appointment	0	0	N/A	90.0%	89.5%	88.7%

* This is based on patients treated on this contract for their most recent course of treatment. Figures in italics indicate the base number of FP17s or Patient Questionnaire responses are less than 100. N/A is shown where the base number of responses is less than 10 during the period. % is calculated as Quantity/Base number*100

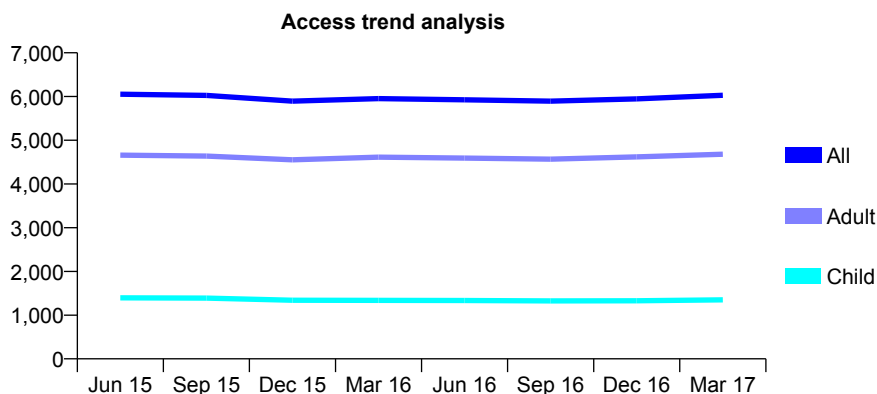
Q50 - Vital Signs At a Glance Contract Report for 739766/0001 - March 2017

Name or company name	MR DG BOFF
Contract type name	GDS Contract
Purpose of contract	General
Contract start date	01/04/2006
Contract end date	

16/17 Contracted general activity (UDA)	15,658
Carry forward general activity (UDA)	-313
16/17 Contracted orthodontic activity (UOA)	0
Carry forward orthodontic activity (UOA)	0
Baseline contract value	£469,951.91

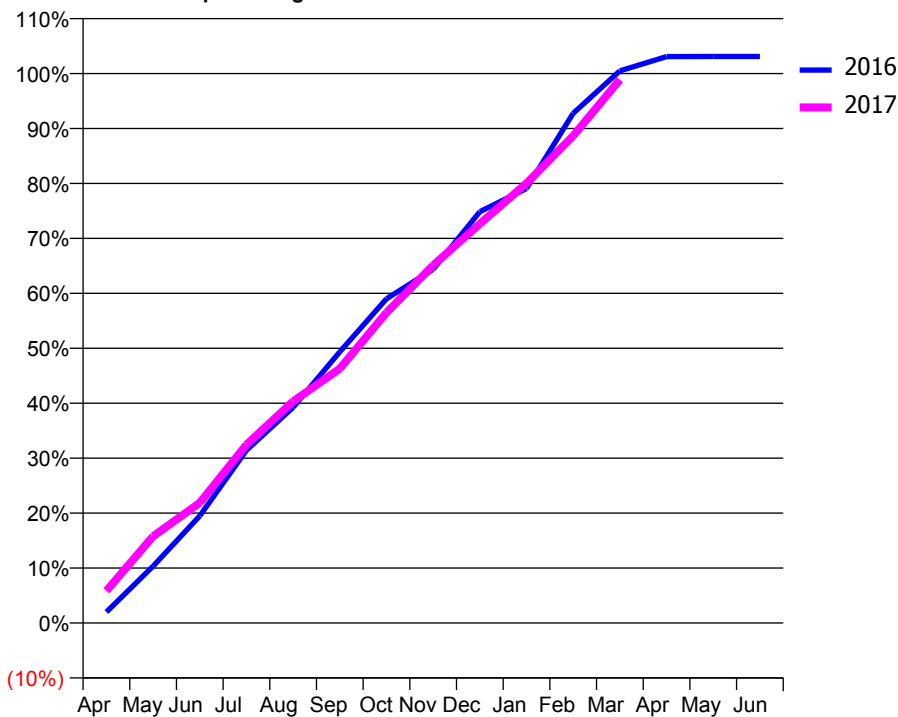
ACCESS*

Patients seen in 24 months	Total	Change since previous quarter
Quarter ending March 2016	5,951	
Quarter ending June 2016	5,926	→
Quarter ending September 2016	5,894	→
Quarter ending December 2016	5,946	→
Quarter ending March 2017	6,029	→
Variance since March 2016	1.3%	→



ACTIVITY

Cumulative percentage of contracted UDA delivered 2016 & 2017



Month	Adjusted Scheduled Activity (UDA)	
	2016	2017
April	313	918
May	1,619	2,473
June	3,053	3,427
July	4,922	5,083
August	6,147	6,318
September	7,728	7,249
October	9,241	8,844
November	10,078	10,192
December	11,720	11,373
January	12,381	12,528
February	14,523	13,882
March	15,732	15,482
April	16,139	
May	16,141	
June	16,142	

QUALITY

	Quantity	Base Number	Contract	AT	Region	England
% of FP17s for the same patient ID Re-attending within 3 months - Children	296	2,527	11.7%	10.2%	13.3%	12.3%
% of FP17s for the same patient ID Re-attending within 3 months - Adults	893	6,375	14.0%	13.7%	17.3%	16.7%
% of FP17s for the same patient ID Re-attending between 3 & 9 months - Children	1,682	2,527	66.6%	63.0%	58.9%	57.6%
% of FP17s for the same patient ID Re-attending between 3 & 9 months - Adults	2,442	6,375	38.3%	54.4%	52.2%	50.1%
% of FP17s for Band 1 Urgent Courses	56	8,604	0.7%	7.3%	9.2%	9.1%
% of FP17s Relating to Free Repair or Replacements	30	8,604	0.3%	1.0%	1.0%	0.8%
% of FP17s Relating to Continuations	165	8,604	1.9%	1.3%	1.4%	1.2%
% of Patients satisfied with the dentistry they have received	13	13	100.0%	93.9%	93.1%	92.8%
% of Patients satisfied with the time they had to wait for an appointment	13	13	100.0%	90.0%	89.5%	88.7%

* This is based on patients treated on this contract for their most recent course of treatment. Figures in italics indicate the base number of FP17s or Patient Questionnaire responses are less than 100. N/A is shown where the base number of responses is less than 10 during the period. % is calculated as Quantity/Base number*100

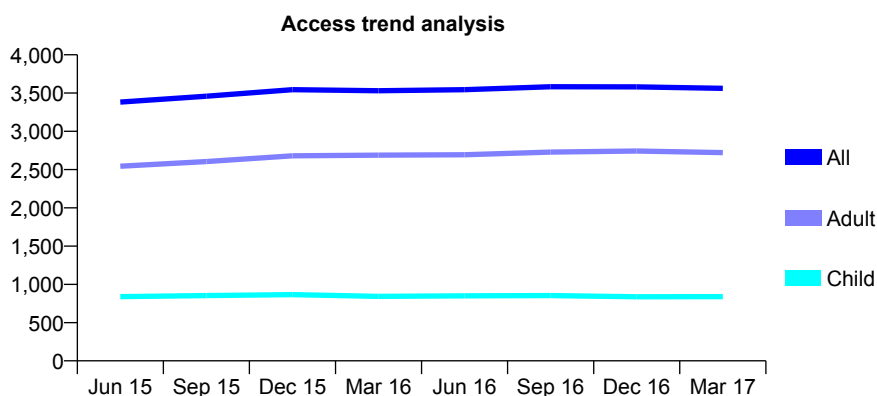
Q50 - Vital Signs At a Glance Contract Report for 739766/0002 - March 2017

Name or company name	MR DG BOFF
Contract type name	GDS Contract
Purpose of contract	General
Contract start date	01/04/2006
Contract end date	

16/17 Contracted general activity (UDA)	18,000
Carry forward general activity (UDA)	0
16/17 Contracted orthodontic activity (UOA)	0
Carry forward orthodontic activity (UOA)	0
Baseline contract value	£577,221.18

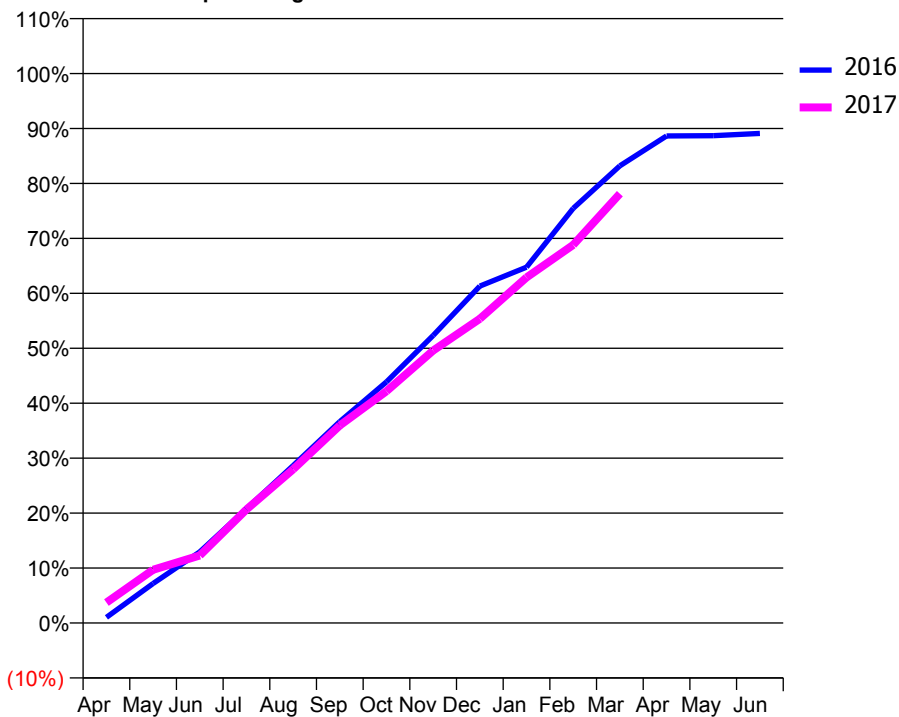
ACCESS*

Patients seen in 24 months	Total	Change since previous quarter
Quarter ending March 2016	3,530	
Quarter ending June 2016	3,544	→
Quarter ending September 2016	3,582	→
Quarter ending December 2016	3,580	→
Quarter ending March 2017	3,562	→
Variance since March 2016	0.9%	→



ACTIVITY

Cumulative percentage of contracted UDA delivered 2016 & 2017



Month	Adjusted Scheduled Activity (UDA)	
	2016	2017
April	185	671
May	1,296	1,746
June	2,329	2,211
July	3,747	3,721
August	5,156	5,032
September	6,598	6,470
October	7,901	7,593
November	9,420	8,925
December	11,035	9,968
January	11,658	11,320
February	13,580	12,386
March	14,974	14,062
April	15,953	
May	15,961	
June	16,039	

QUALITY

	Quantity	Base Number	Contract	AT	Region	England
% of FP17s for the same patient ID Re-attending within 3 months - Children	202	1,678	12.0%	10.2%	13.3%	12.3%
% of FP17s for the same patient ID Re-attending within 3 months - Adults	783	4,330	18.1%	13.7%	17.3%	16.7%
% of FP17s for the same patient ID Re-attending between 3 & 9 months - Children	1,103	1,678	65.7%	63.0%	58.9%	57.6%
% of FP17s for the same patient ID Re-attending between 3 & 9 months - Adults	2,556	4,330	59.0%	54.4%	52.2%	50.1%
% of FP17s for Band 1 Urgent Courses	487	5,689	8.6%	7.3%	9.2%	9.1%
% of FP17s Relating to Free Repair or Replacements	91	5,689	1.6%	1.0%	1.0%	0.8%
% of FP17s Relating to Continuations	114	5,689	2.0%	1.3%	1.4%	1.2%
% of Patients satisfied with the dentistry they have received	31	31	100.0%	93.9%	93.1%	92.8%
% of Patients satisfied with the time they had to wait for an appointment	31	31	100.0%	90.0%	89.5%	88.7%

* This is based on patients treated on this contract for their most recent course of treatment. Figures in italics indicate the base number of FP17s or Patient Questionnaire responses are less than 100. N/A is shown where the base number of responses is less than 10 during the period. % is calculated as Quantity/Base number*100

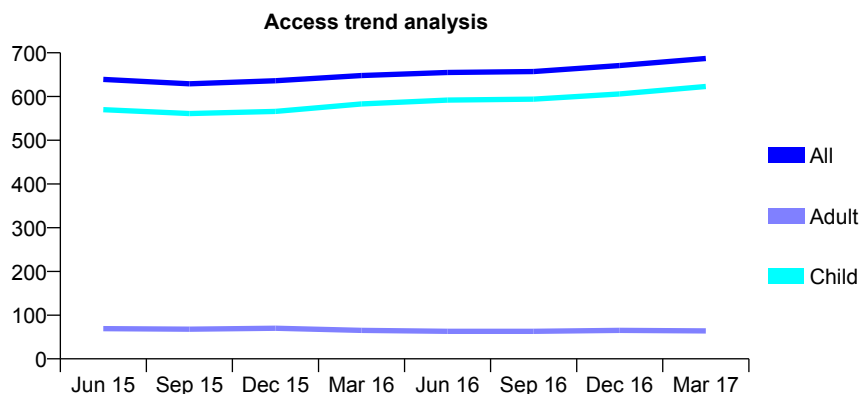
Q50 - Vital Signs At a Glance Contract Report for 740683/0001 - March 2017

Name or company name	MR JW MUIRHEAD
Contract type name	GDS Contract
Purpose of contract	General
Contract start date	01/04/2006
Contract end date	

16/17 Contracted general activity (UDA)	1,404
Carry forward general activity (UDA)	3
16/17 Contracted orthodontic activity (UOA)	0
Carry forward orthodontic activity (UOA)	0
Baseline contract value	£35,141.41

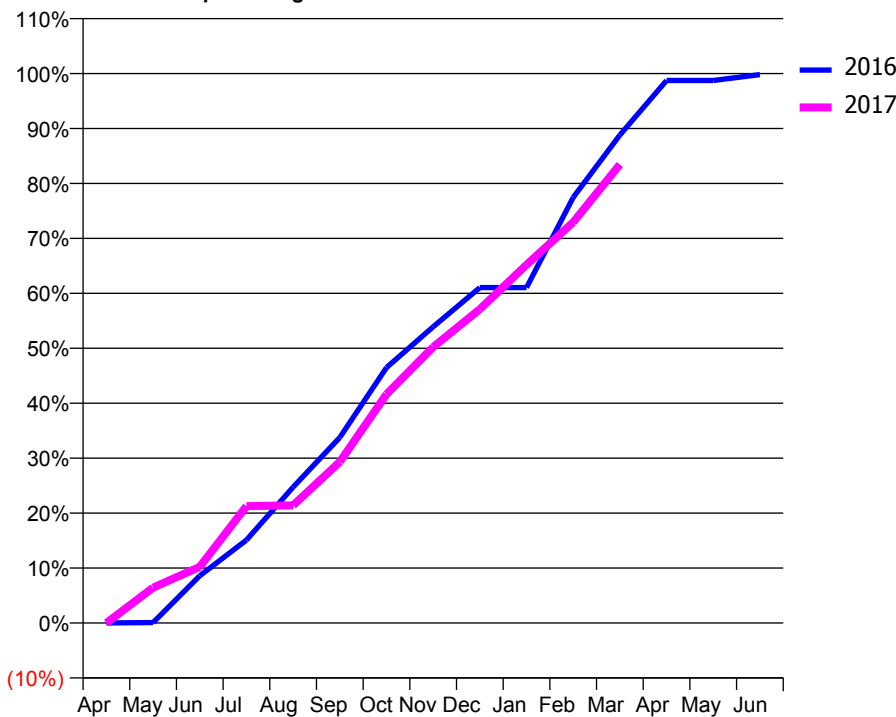
ACCESS*

Patients seen in 24 months	Total	Change since previous quarter
Quarter ending March 2016	648	
Quarter ending June 2016	655	→
Quarter ending September 2016	657	→
Quarter ending December 2016	671	↑
Quarter ending March 2017	687	↑
Variance since March 2016	6.0%	↑



ACTIVITY

Cumulative percentage of contracted UDA delivered 2016 & 2017



Month	Adjusted Scheduled Activity (UDA)	
	2016	2017
April	0	0
May	1	90
June	121	144
July	212	299
August	347	301
September	474	412
October	653	585
November	757	705
December	857	802
January	857	915
February	1,087	1,024
March	1,247	1,171
April	1,386	
May	1,386	
June	1,401	

QUALITY

	Quantity	Base Number	Contract	AT	Region	England
% of FP17s for the same patient ID Re-attending within 3 months - Children	63	1,040	6.1%	10.2%	13.3%	12.3%
% of FP17s for the same patient ID Re-attending within 3 months - Adults	1	12	8.3%	13.7%	17.3%	16.7%
% of FP17s for the same patient ID Re-attending between 3 & 9 months - Children	636	1,040	61.2%	63.0%	58.9%	57.6%
% of FP17s for the same patient ID Re-attending between 3 & 9 months - Adults	1	12	8.3%	54.4%	52.2%	50.1%
% of FP17s for Band 1 Urgent Courses	37	944	3.9%	7.3%	9.2%	9.1%
% of FP17s Relating to Free Repair or Replacements	0	944	0.0%	1.0%	1.0%	0.8%
% of FP17s Relating to Continuations	0	944	0.0%	1.3%	1.4%	1.2%
% of Patients satisfied with the dentistry they have received	1	1	N/A	93.9%	93.1%	92.8%
% of Patients satisfied with the time they had to wait for an appointment	1	1	N/A	90.0%	89.5%	88.7%

* This is based on patients treated on this contract for their most recent course of treatment. Figures in italics indicate the base number of FP17s or Patient Questionnaire responses are less than 100. N/A is shown where the base number of responses is less than 10 during the period. % is calculated as Quantity/Base number*100

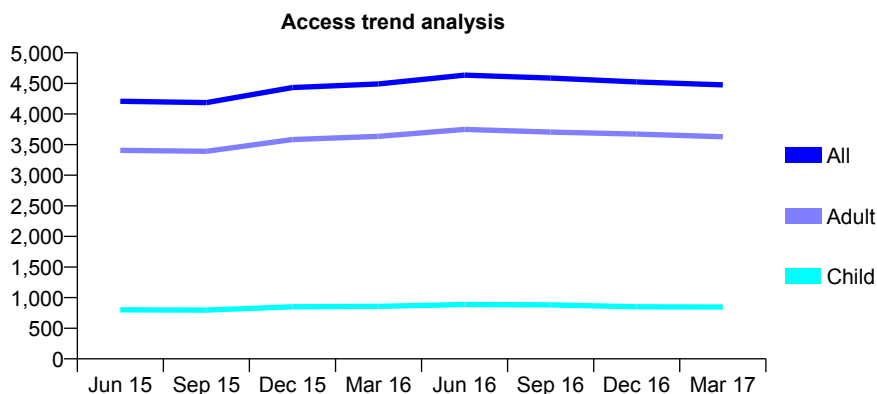
Q50 - Vital Signs At a Glance Contract Report for 740888/0002 - March 2017

Name or company name	MR A FORDY
Contract type name	GDS Contract
Purpose of contract	General
Contract start date	01/04/2006
Contract end date	

16/17 Contracted general activity (UDA)	13,620
Carry forward general activity (UDA)	162
16/17 Contracted orthodontic activity (UOA)	0
Carry forward orthodontic activity (UOA)	0
Baseline contract value	£417,524.49

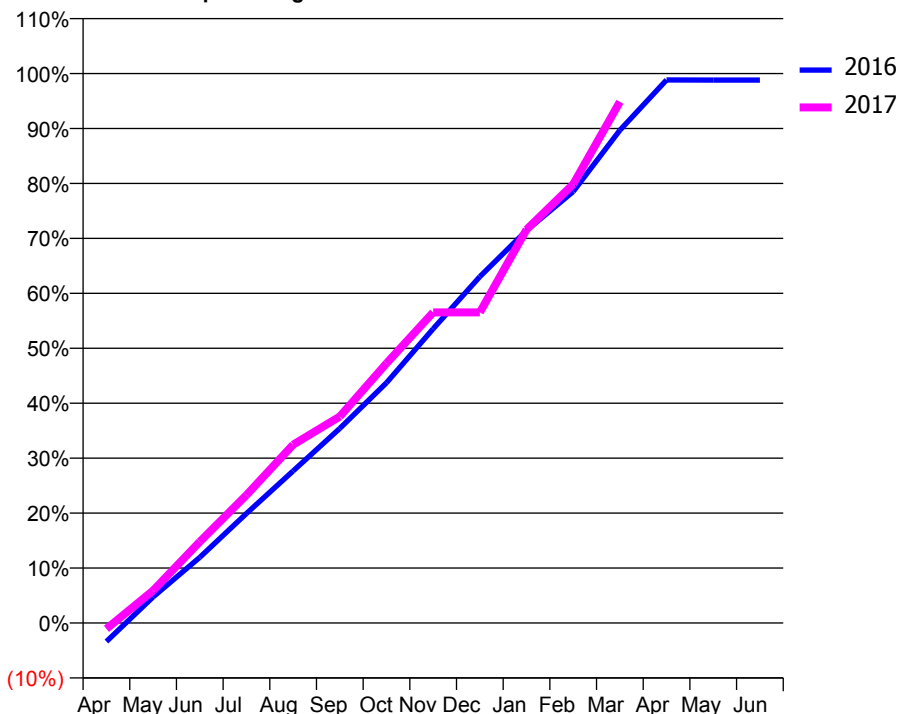
ACCESS*

Patients seen in 24 months	Total	Change since previous quarter
Quarter ending March 2016	4,491	
Quarter ending June 2016	4,636	↑
Quarter ending September 2016	4,587	↓
Quarter ending December 2016	4,524	↓
Quarter ending March 2017	4,475	↓
Variance since March 2016	(0.4%)	→



ACTIVITY

Cumulative percentage of contracted UDA delivered 2016 & 2017



Month	Adjusted Scheduled Activity (UDA)	
	2016	2017
April	-462	-147
May	646	804
June	1,629	2,015
July	2,716	3,171
August	3,770	4,422
September	4,823	5,117
October	5,955	6,436
November	7,294	7,701
December	8,585	7,701
January	9,729	9,752
February	10,694	10,874
March	12,213	12,920
April	13,459	
May	13,458	
June	13,458	

QUALITY

	Quantity	Base Number	Contract	AT	Region	England
% of FP17s for the same patient ID Re-attending within 3 months - Children	101	1,508	6.7%	10.2%	13.3%	12.3%
% of FP17s for the same patient ID Re-attending within 3 months - Adults	899	5,508	16.3%	13.7%	17.3%	16.7%
% of FP17s for the same patient ID Re-attending between 3 & 9 months - Children	1,070	1,508	71.0%	63.0%	58.9%	57.6%
% of FP17s for the same patient ID Re-attending between 3 & 9 months - Adults	2,510	5,508	45.6%	54.4%	52.2%	50.1%
% of FP17s for Band 1 Urgent Courses	223	6,362	3.5%	7.3%	9.2%	9.1%
% of FP17s Relating to Free Repair or Replacements	99	6,362	1.6%	1.0%	1.0%	0.8%
% of FP17s Relating to Continuations	245	6,362	3.9%	1.3%	1.4%	1.2%
% of Patients satisfied with the dentistry they have received	3	5	N/A	93.9%	93.1%	92.8%
% of Patients satisfied with the time they had to wait for an appointment	4	5	N/A	90.0%	89.5%	88.7%

* This is based on patients treated on this contract for their most recent course of treatment. Figures in italics indicate the base number of FP17s or Patient Questionnaire responses are less than 100. N/A is shown where the base number of responses is less than 10 during the period. % is calculated as Quantity/Base number*100

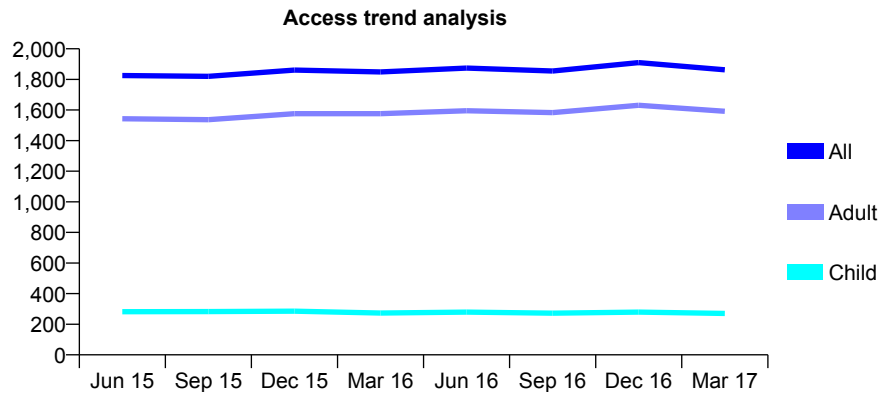
Q50 - Vital Signs At a Glance Contract Report for 741671/0002 - March 2017

Name or company name	MR DA JACKSON
Contract type name	GDS Contract
Purpose of contract	General
Contract start date	01/04/2006
Contract end date	

16/17 Contracted general activity (UDA)	5,851
Carry forward general activity (UDA)	16
16/17 Contracted orthodontic activity (UOA)	0
Carry forward orthodontic activity (UOA)	0
Baseline contract value	£132,153.70

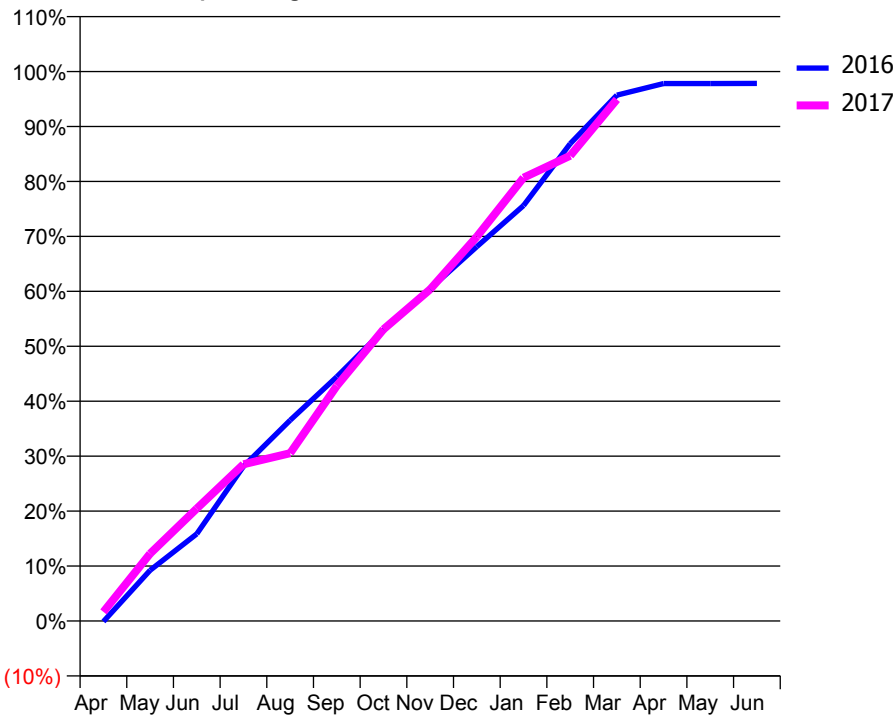
ACCESS*

Patients seen in 24 months	Total	Change since previous quarter
Quarter ending March 2016	1,849	
Quarter ending June 2016	1,874	→
Quarter ending September 2016	1,855	↓
Quarter ending December 2016	1,910	↑
Quarter ending March 2017	1,863	↓
Variance since March 2016	0.8%	→



ACTIVITY

Cumulative percentage of contracted UDA delivered 2016 & 2017



Month	Adjusted Scheduled Activity (UDA)	
	2016	2017
April	-7	98
May	540	718
June	928	1,197
July	1,647	1,669
August	2,137	1,786
September	2,601	2,504
October	3,096	3,106
November	3,539	3,532
December	3,987	4,093
January	4,423	4,720
February	5,083	4,954
March	5,599	5,554
April	5,723	
May	5,723	
June	5,725	

QUALITY

	Quantity	Base Number	Contract	AT	Region	England
% of FP17s for the same patient ID Re-attending within 3 months - Children	37	406	9.1%	10.2%	13.3%	12.3%
% of FP17s for the same patient ID Re-attending within 3 months - Adults	404	2,413	16.7%	13.7%	17.3%	16.7%
% of FP17s for the same patient ID Re-attending between 3 & 9 months - Children	236	406	58.1%	63.0%	58.9%	57.6%
% of FP17s for the same patient ID Re-attending between 3 & 9 months - Adults	1,405	2,413	58.2%	54.4%	52.2%	50.1%
% of FP17s for Band 1 Urgent Courses	213	2,742	7.8%	7.3%	9.2%	9.1%
% of FP17s Relating to Free Repair or Replacements	38	2,742	1.4%	1.0%	1.0%	0.8%
% of FP17s Relating to Continuations	66	2,742	2.4%	1.3%	1.4%	1.2%
% of Patients satisfied with the dentistry they have received	11	11	100.0%	93.9%	93.1%	92.8%
% of Patients satisfied with the time they had to wait for an appointment	11	11	100.0%	90.0%	89.5%	88.7%

* This is based on patients treated on this contract for their most recent course of treatment. Figures in italics indicate the base number of FP17s or Patient Questionnaire responses are less than 100. N/A is shown where the base number of responses is less than 10 during the period. % is calculated as Quantity/Base number*100

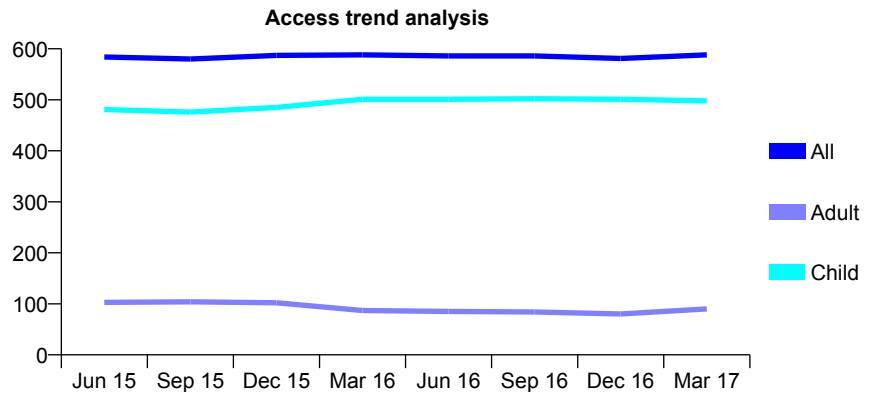
Q50 - Vital Signs At a Glance Contract Report for 742775/0001 - March 2017

Name or company name	MR M ADAMSON
Contract type name	GDS Contract
Purpose of contract	General
Contract start date	01/04/2006
Contract end date	

16/17 Contracted general activity (UDA)	1,350
Carry forward general activity (UDA)	47
16/17 Contracted orthodontic activity (UOA)	0
Carry forward orthodontic activity (UOA)	0
Baseline contract value	£29,019.98

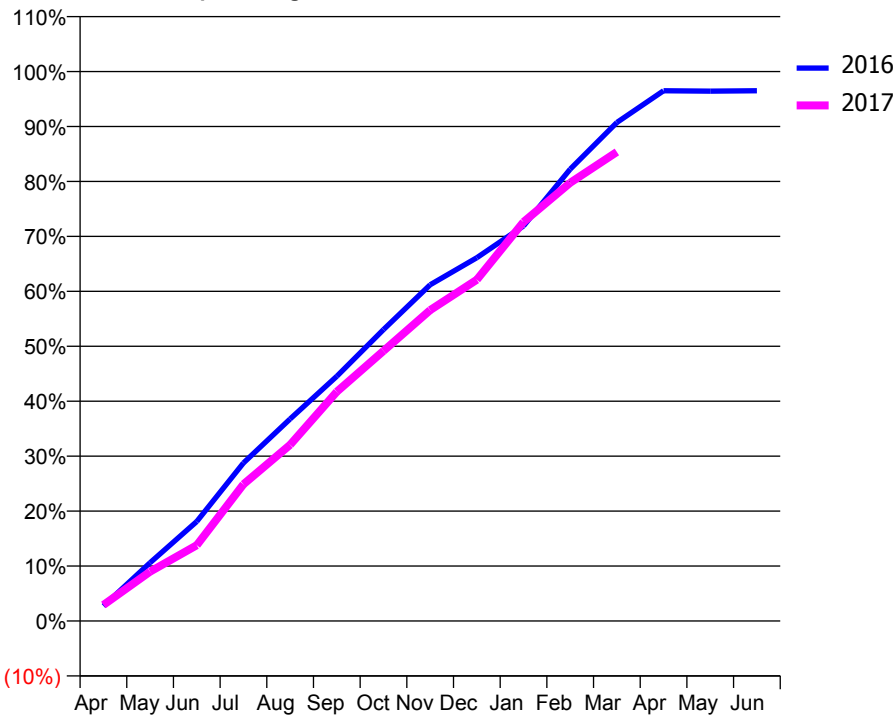
ACCESS*

Patients seen in 24 months	Total	Change since previous quarter
Quarter ending March 2016	588	
Quarter ending June 2016	586	→
Quarter ending September 2016	586	→
Quarter ending December 2016	581	→
Quarter ending March 2017	588	→
Variance since March 2016	0.0%	→



ACTIVITY

Cumulative percentage of contracted UDA delivered 2016 & 2017



Month	Adjusted Scheduled Activity (UDA)	
	2016	2017
April	37	39
May	143	121
June	244	186
July	388	336
August	497	433
September	601	563
October	716	664
November	826	764
December	892	838
January	970	980
February	1,110	1,077
March	1,225	1,152
April	1,303	
May	1,302	
June	1,303	

QUALITY

	Quantity	Base Number	Contract	AT	Region	England
% of FP17s for the same patient ID Re-attending within 3 months - Children	86	944	9.1%	10.2%	13.3%	12.3%
% of FP17s for the same patient ID Re-attending within 3 months - Adults	1	45	2.2%	13.7%	17.3%	16.7%
% of FP17s for the same patient ID Re-attending between 3 & 9 months - Children	701	944	74.3%	63.0%	58.9%	57.6%
% of FP17s for the same patient ID Re-attending between 3 & 9 months - Adults	36	45	80.0%	54.4%	52.2%	50.1%
% of FP17s for Band 1 Urgent Courses	17	925	1.8%	7.3%	9.2%	9.1%
% of FP17s Relating to Free Repair or Replacements	0	925	0.0%	1.0%	1.0%	0.8%
% of FP17s Relating to Continuations	0	925	0.0%	1.3%	1.4%	1.2%
% of Patients satisfied with the dentistry they have received	0	0	N/A	93.9%	93.1%	92.8%
% of Patients satisfied with the time they had to wait for an appointment	0	0	N/A	90.0%	89.5%	88.7%

* This is based on patients treated on this contract for their most recent course of treatment. Figures in italics indicate the base number of FP17s or Patient Questionnaire responses are less than 100. N/A is shown where the base number of responses is less than 10 during the period. % is calculated as Quantity/Base number*100

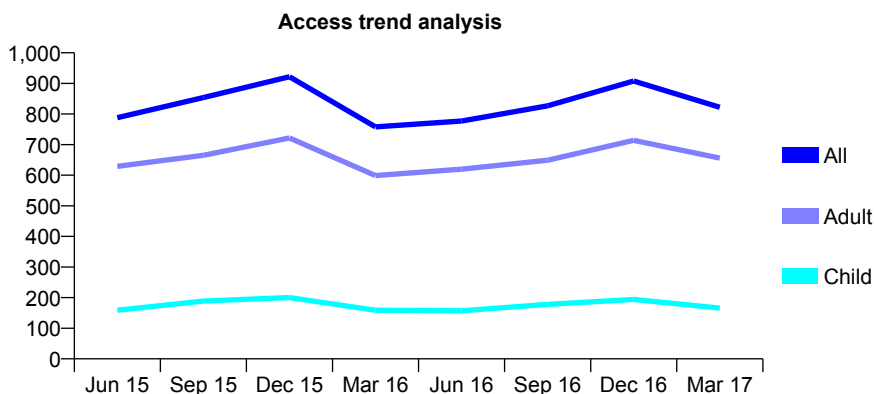
Q50 - Vital Signs At a Glance Contract Report for 749869/0001 - March 2017

Name or company name	MRS ML GATECLIFF
Contract type name	GDS Contract
Purpose of contract	General and Orthodontic
Contract start date	01/04/2006
Contract end date	

16/17 Contracted general activity (UDA)	2,024
Carry forward general activity (UDA)	-17
16/17 Contracted orthodontic activity (UOA)	420
Carry forward orthodontic activity (UOA)	11
Baseline contract value	£90,517.37

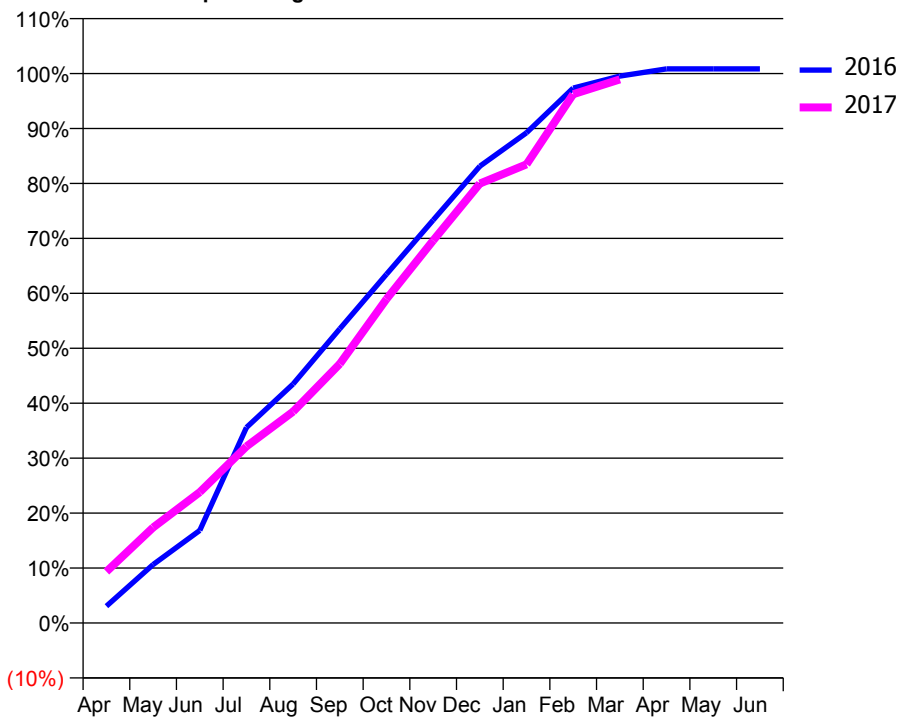
ACCESS*

Patients seen in 24 months	Total	Change since previous quarter
Quarter ending March 2016	758	
Quarter ending June 2016	777	↑
Quarter ending September 2016	827	↑
Quarter ending December 2016	908	↑
Quarter ending March 2017	822	↓
Variance since March 2016	8.4%	↑



ACTIVITY

Cumulative percentage of contracted UDA delivered 2016 & 2017



Month	Adjusted Scheduled Activity (UDA)	
	2016	2017
April	62	189
May	215	352
June	341	482
July	720	650
August	881	779
September	1,084	955
October	1,285	1,193
November	1,484	1,409
December	1,683	1,619
January	1,806	1,689
February	1,970	1,948
March	2,015	2,002
April	2,041	
May	2,041	
June	2,041	

QUALITY

	Quantity	Base Number	Contract	AT	Region	England
% of FP17s for the same patient ID Re-attending within 3 months - Children	22	335	6.6%	10.2%	13.3%	12.3%
% of FP17s for the same patient ID Re-attending within 3 months - Adults	82	952	8.6%	13.7%	17.3%	16.7%
% of FP17s for the same patient ID Re-attending between 3 & 9 months - Children	164	335	49.0%	63.0%	58.9%	57.6%
% of FP17s for the same patient ID Re-attending between 3 & 9 months - Adults	309	952	32.5%	54.4%	52.2%	50.1%
% of FP17s for Band 1 Urgent Courses	45	1,231	3.7%	7.3%	9.2%	9.1%
% of FP17s Relating to Free Repair or Replacements	12	1,231	1.0%	1.0%	1.0%	0.8%
% of FP17s Relating to Continuations	18	1,231	1.5%	1.3%	1.4%	1.2%
% of Patients satisfied with the dentistry they have received	3	3	N/A	93.9%	93.1%	92.8%
% of Patients satisfied with the time they had to wait for an appointment	2	3	N/A	90.0%	89.5%	88.7%

* This is based on patients treated on this contract for their most recent course of treatment. Figures in italics indicate the base number of FP17s or Patient Questionnaire responses are less than 100. N/A is shown where the base number of responses is less than 10 during the period. % is calculated as Quantity/Base number*100

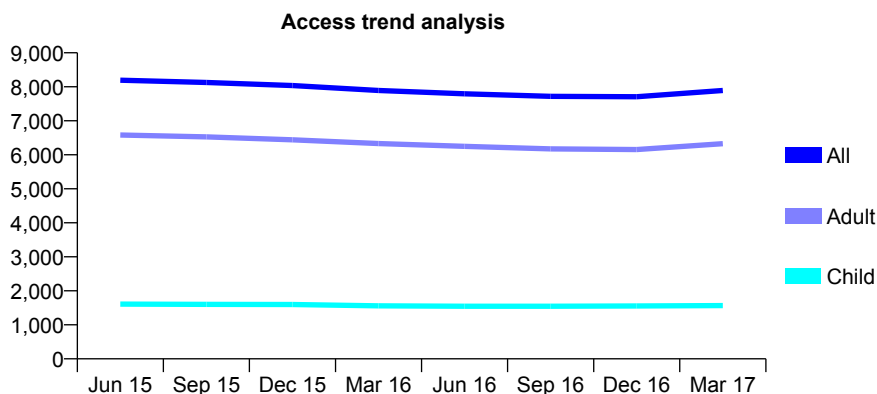
Q50 - Vital Signs At a Glance Contract Report for 750069/0001 - March 2017

Name or company name	MISS IT GREENSTREET
Contract type name	GDS Contract
Purpose of contract	General
Contract start date	01/04/2006
Contract end date	

16/17 Contracted general activity (UDA)	17,900
Carry forward general activity (UDA)	-58
16/17 Contracted orthodontic activity (UOA)	0
Carry forward orthodontic activity (UOA)	0
Baseline contract value	£548,572.36

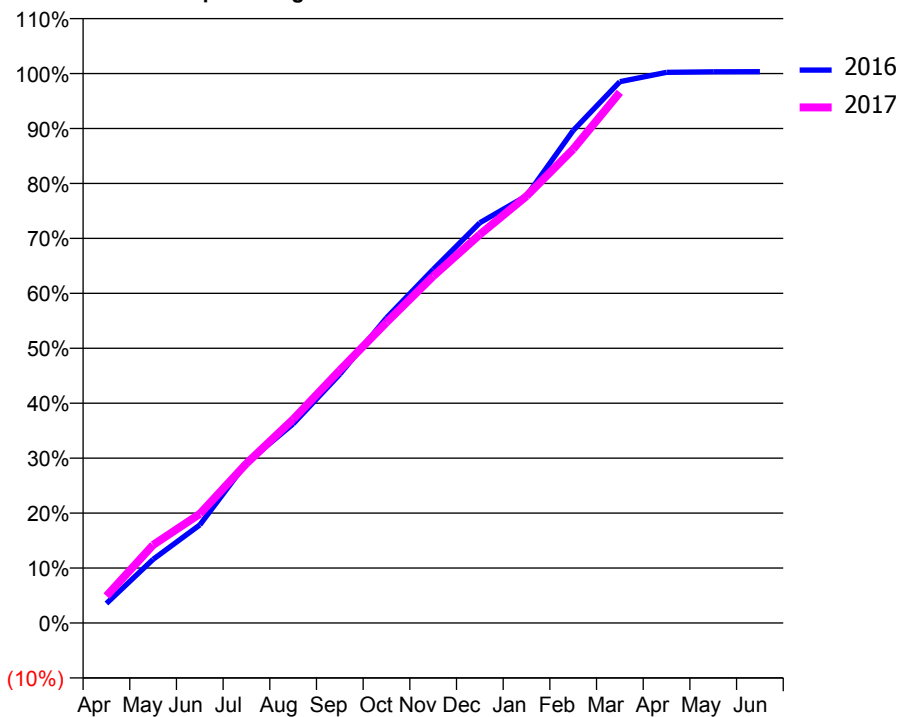
ACCESS*

Patients seen in 24 months	Total	Change since previous quarter
Quarter ending March 2016	7,893	
Quarter ending June 2016	7,796	↓
Quarter ending September 2016	7,721	→
Quarter ending December 2016	7,708	→
Quarter ending March 2017	7,894	↑
Variance since March 2016	0.0%	→



ACTIVITY

Cumulative percentage of contracted UDA delivered 2016 & 2017



Month	Adjusted Scheduled Activity (UDA)	
	2016	2017
April	635	878
May	2,075	2,545
June	3,194	3,556
July	5,215	5,197
August	6,488	6,636
September	8,102	8,233
October	9,941	9,794
November	11,516	11,296
December	13,037	12,656
January	13,913	13,905
February	16,044	15,435
March	17,632	17,285
April	17,939	
May	17,953	
June	17,958	

QUALITY

	Quantity	Base Number	Contract	AT	Region	England
% of FP17s for the same patient ID Re-attending within 3 months - Children	113	2,451	4.6%	10.2%	13.3%	12.3%
% of FP17s for the same patient ID Re-attending within 3 months - Adults	1,395	10,006	13.9%	13.7%	17.3%	16.7%
% of FP17s for the same patient ID Re-attending between 3 & 9 months - Children	1,558	2,451	63.6%	63.0%	58.9%	57.6%
% of FP17s for the same patient ID Re-attending between 3 & 9 months - Adults	5,450	10,006	54.5%	54.4%	52.2%	50.1%
% of FP17s for Band 1 Urgent Courses	817	10,144	8.1%	7.3%	9.2%	9.1%
% of FP17s Relating to Free Repair or Replacements	132	10,144	1.3%	1.0%	1.0%	0.8%
% of FP17s Relating to Continuations	36	10,144	0.4%	1.3%	1.4%	1.2%
% of Patients satisfied with the dentistry they have received	26	27	96.3%	93.9%	93.1%	92.8%
% of Patients satisfied with the time they had to wait for an appointment	26	27	96.3%	90.0%	89.5%	88.7%

* This is based on patients treated on this contract for their most recent course of treatment. Figures in italics indicate the base number of FP17s or Patient Questionnaire responses are less than 100. N/A is shown where the base number of responses is less than 10 during the period. % is calculated as Quantity/Base number*100

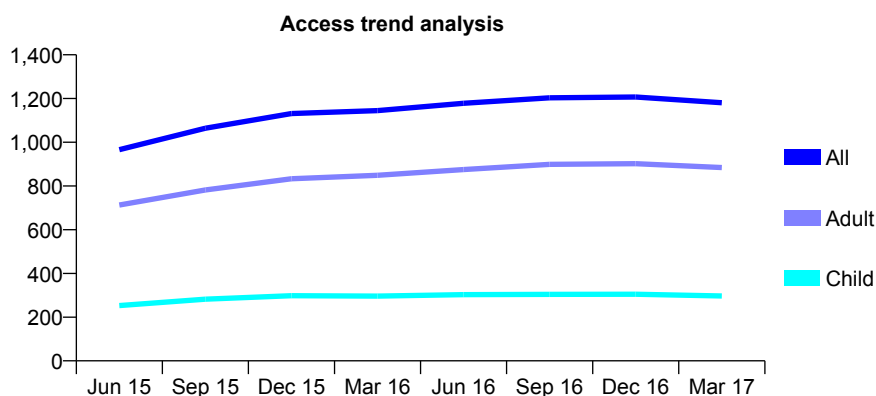
Q50 - Vital Signs At a Glance Contract Report for 750069/0002 - March 2017

Name or company name	MISS IT GREENSTREET
Contract type name	GDS Contract
Purpose of contract	General
Contract start date	01/11/2014
Contract end date	

16/17 Contracted general activity (UDA)	3,210
Carry forward general activity (UDA)	-36
16/17 Contracted orthodontic activity (UOA)	0
Carry forward orthodontic activity (UOA)	0
Baseline contract value	£98,383.96

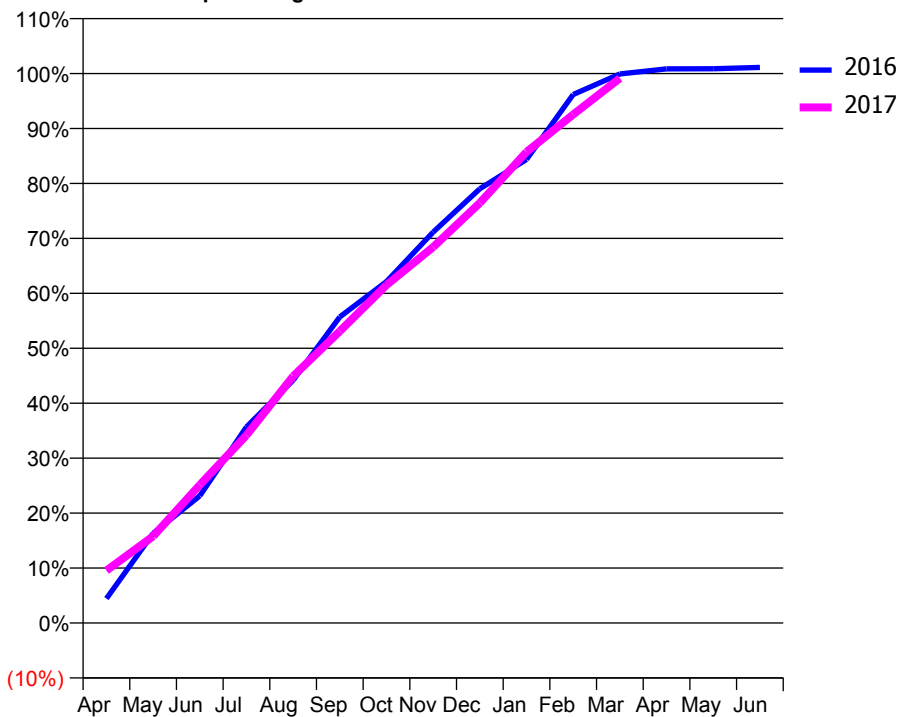
ACCESS*

Patients seen in 24 months	Total	Change since previous quarter
Quarter ending March 2016	1,145	
Quarter ending June 2016	1,178	↑
Quarter ending September 2016	1,203	↑
Quarter ending December 2016	1,207	→
Quarter ending March 2017	1,181	↓
Variance since March 2016	3.1%	↑



ACTIVITY

Cumulative percentage of contracted UDA delivered 2016 & 2017



Month	Adjusted Scheduled Activity (UDA)	
	2016	2017
April	143	307
May	524	507
June	743	807
July	1,145	1,097
August	1,418	1,441
September	1,788	1,704
October	1,994	1,974
November	2,284	2,196
December	2,537	2,454
January	2,708	2,752
February	3,087	2,971
March	3,208	3,183
April	3,237	
May	3,238	
June	3,246	

QUALITY

	Quantity	Base Number	Contract	AT	Region	England
% of FP17s for the same patient ID Re-attending within 3 months - Children	14	509	2.8%	10.2%	13.3%	12.3%
% of FP17s for the same patient ID Re-attending within 3 months - Adults	184	1,471	12.5%	13.7%	17.3%	16.7%
% of FP17s for the same patient ID Re-attending between 3 & 9 months - Children	405	509	79.6%	63.0%	58.9%	57.6%
% of FP17s for the same patient ID Re-attending between 3 & 9 months - Adults	956	1,471	65.0%	54.4%	52.2%	50.1%
% of FP17s for Band 1 Urgent Courses	144	1,948	7.4%	7.3%	9.2%	9.1%
% of FP17s Relating to Free Repair or Replacements	12	1,948	0.6%	1.0%	1.0%	0.8%
% of FP17s Relating to Continuations	3	1,948	0.2%	1.3%	1.4%	1.2%
% of Patients satisfied with the dentistry they have received	1	1	N/A	93.9%	93.1%	92.8%
% of Patients satisfied with the time they had to wait for an appointment	1	1	N/A	90.0%	89.5%	88.7%

* This is based on patients treated on this contract for their most recent course of treatment. Figures in italics indicate the base number of FP17s or Patient Questionnaire responses are less than 100. N/A is shown where the base number of responses is less than 10 during the period. % is calculated as Quantity/Base number*100

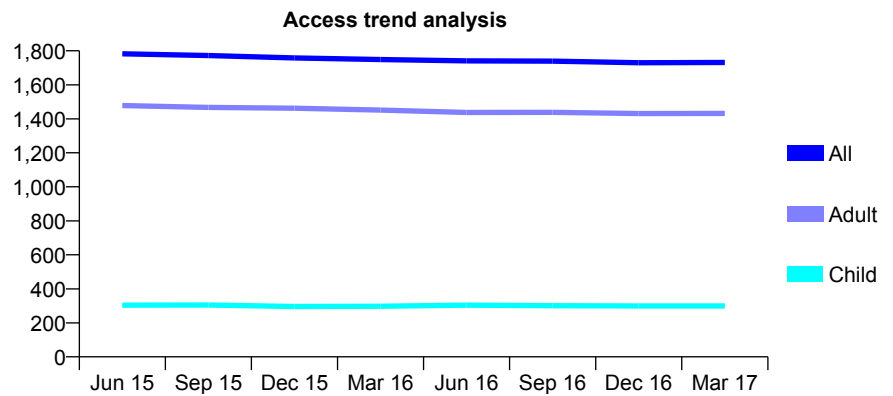
Q50 - Vital Signs At a Glance Contract Report for 761060/0001 - March 2017

Name or company name	MR KK PILLAI
Contract type name	GDS Contract
Purpose of contract	General
Contract start date	01/04/2006
Contract end date	

16/17 Contracted general activity (UDA)	6,072
Carry forward general activity (UDA)	112
16/17 Contracted orthodontic activity (UOA)	0
Carry forward orthodontic activity (UOA)	0
Baseline contract value	£176,744.00

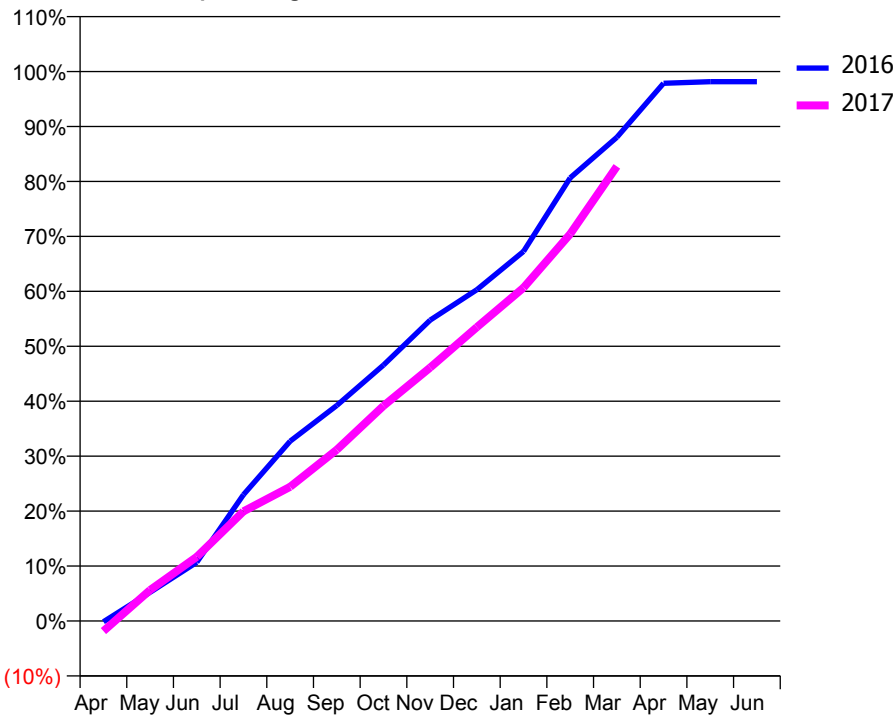
ACCESS*

Patients seen in 24 months	Total	Change since previous quarter
Quarter ending March 2016	1,749	
Quarter ending June 2016	1,741	→
Quarter ending September 2016	1,739	→
Quarter ending December 2016	1,730	→
Quarter ending March 2017	1,731	→
Variance since March 2016	(1.0%)	↓



ACTIVITY

Cumulative percentage of contracted UDA delivered 2016 & 2017



Month	Adjusted Scheduled Activity (UDA)	
	2016	2017
April	-10	-112
May	317	342
June	649	709
July	1,396	1,213
August	1,987	1,483
September	2,382	1,893
October	2,828	2,378
November	3,325	2,800
December	3,661	3,246
January	4,084	3,682
February	4,897	4,277
March	5,345	5,024
April	5,942	
May	5,960	
June	5,960	

QUALITY

	Quantity	Base Number	Contract	AT	Region	England
% of FP17s for the same patient ID Re-attending within 3 months - Children	61	605	10.1%	10.2%	13.3%	12.3%
% of FP17s for the same patient ID Re-attending within 3 months - Adults	263	2,572	10.2%	13.7%	17.3%	16.7%
% of FP17s for the same patient ID Re-attending between 3 & 9 months - Children	450	605	74.4%	63.0%	58.9%	57.6%
% of FP17s for the same patient ID Re-attending between 3 & 9 months - Adults	1,941	2,572	75.5%	54.4%	52.2%	50.1%
% of FP17s for Band 1 Urgent Courses	140	2,933	4.8%	7.3%	9.2%	9.1%
% of FP17s Relating to Free Repair or Replacements	49	2,933	1.7%	1.0%	1.0%	0.8%
% of FP17s Relating to Continuations	12	2,933	0.4%	1.3%	1.4%	1.2%
% of Patients satisfied with the dentistry they have received	4	4	N/A	93.9%	93.1%	92.8%
% of Patients satisfied with the time they had to wait for an appointment	4	4	N/A	90.0%	89.5%	88.7%

* This is based on patients treated on this contract for their most recent course of treatment. Figures in italics indicate the base number of FP17s or Patient Questionnaire responses are less than 100. N/A is shown where the base number of responses is less than 10 during the period. % is calculated as Quantity/Base number*100

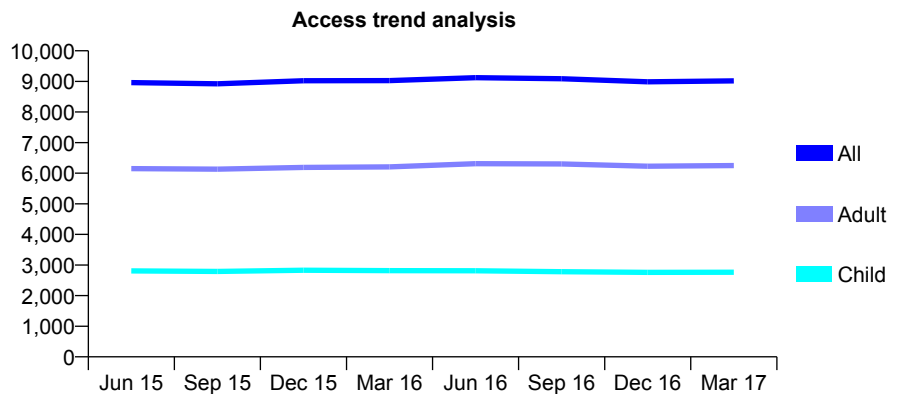
Q50 - Vital Signs At a Glance Contract Report for 762180/0001 - March 2017

Name or company name	MR RJ BROMILEY
Contract type name	GDS Contract
Purpose of contract	General
Contract start date	01/04/2006
Contract end date	

16/17 Contracted general activity (UDA)	23,124
Carry forward general activity (UDA)	-63
16/17 Contracted orthodontic activity (UOA)	0
Carry forward orthodontic activity (UOA)	0
Baseline contract value	£767,134.90

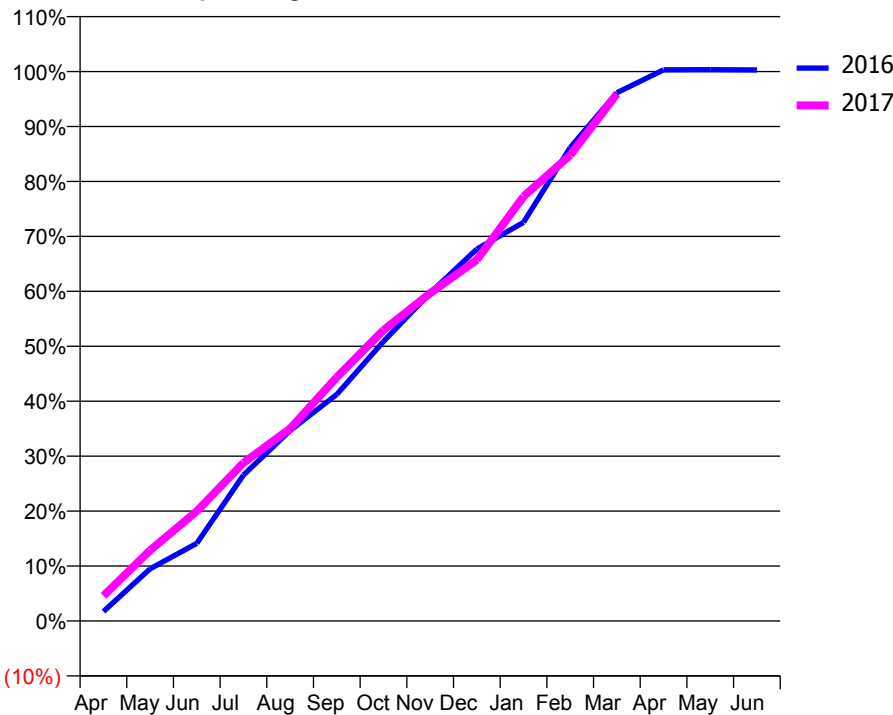
ACCESS*

Patients seen in 24 months	Total	Change since previous quarter
Quarter ending March 2016	9,025	
Quarter ending June 2016	9,122	→
Quarter ending September 2016	9,086	→
Quarter ending December 2016	8,988	↓
Quarter ending March 2017	9,017	→
Variance since March 2016	(0.1%)	→



ACTIVITY

Cumulative percentage of contracted UDA delivered 2016 & 2017



Month	Adjusted Scheduled Activity (UDA)	
	2016	2017
April	400	1,057
May	2,196	2,975
June	3,268	4,622
July	6,142	6,658
August	8,017	8,097
September	9,535	10,259
October	11,766	12,242
November	13,806	13,793
December	15,656	15,200
January	16,775	17,866
February	19,926	19,603
March	22,228	22,182
April	23,195	
May	23,198	
June	23,187	

QUALITY

	Quantity	Base Number	Contract	AT	Region	England
% of FP17s for the same patient ID Re-attending within 3 months - Children	486	4,980	9.8%	10.2%	13.3%	12.3%
% of FP17s for the same patient ID Re-attending within 3 months - Adults	1,657	9,717	17.1%	13.7%	17.3%	16.7%
% of FP17s for the same patient ID Re-attending between 3 & 9 months - Children	3,563	4,980	71.5%	63.0%	58.9%	57.6%
% of FP17s for the same patient ID Re-attending between 3 & 9 months - Adults	5,361	9,717	55.2%	54.4%	52.2%	50.1%
% of FP17s for Band 1 Urgent Courses	1,417	12,781	11.1%	7.3%	9.2%	9.1%
% of FP17s Relating to Free Repair or Replacements	129	12,781	1.0%	1.0%	1.0%	0.8%
% of FP17s Relating to Continuations	28	12,781	0.2%	1.3%	1.4%	1.2%
% of Patients satisfied with the dentistry they have received	18	19	94.7%	93.9%	93.1%	92.8%
% of Patients satisfied with the time they had to wait for an appointment	15	19	78.9%	90.0%	89.5%	88.7%

* This is based on patients treated on this contract for their most recent course of treatment. Figures in italics indicate the base number of FP17s or Patient Questionnaire responses are less than 100. N/A is shown where the base number of responses is less than 10 during the period. % is calculated as Quantity/Base number*100

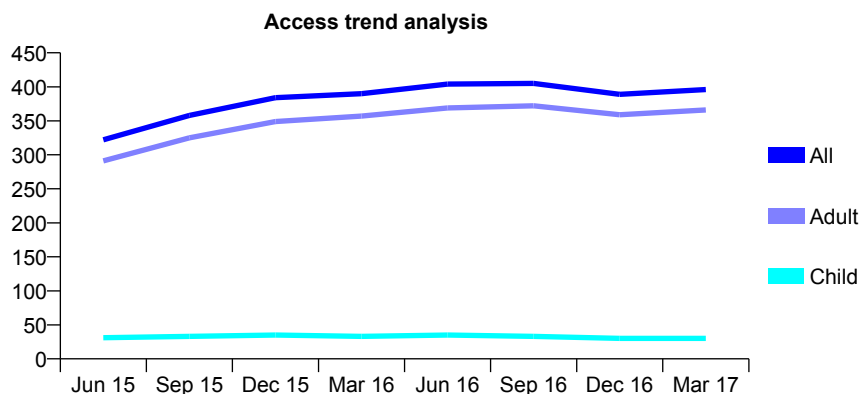
Q50 - Vital Signs At a Glance Contract Report for 762180/0003 - March 2017

Name or company name	MR RJ BROMILEY
Contract type name	PDS Contract
Purpose of contract	General
Contract start date	01/02/2010
Contract end date	30/06/2017

16/17 Contracted general activity (UDA)	4
Carry forward general activity (UDA)	0
16/17 Contracted orthodontic activity (UOA)	0
Carry forward orthodontic activity (UOA)	0
Baseline contract value	£66,923.40

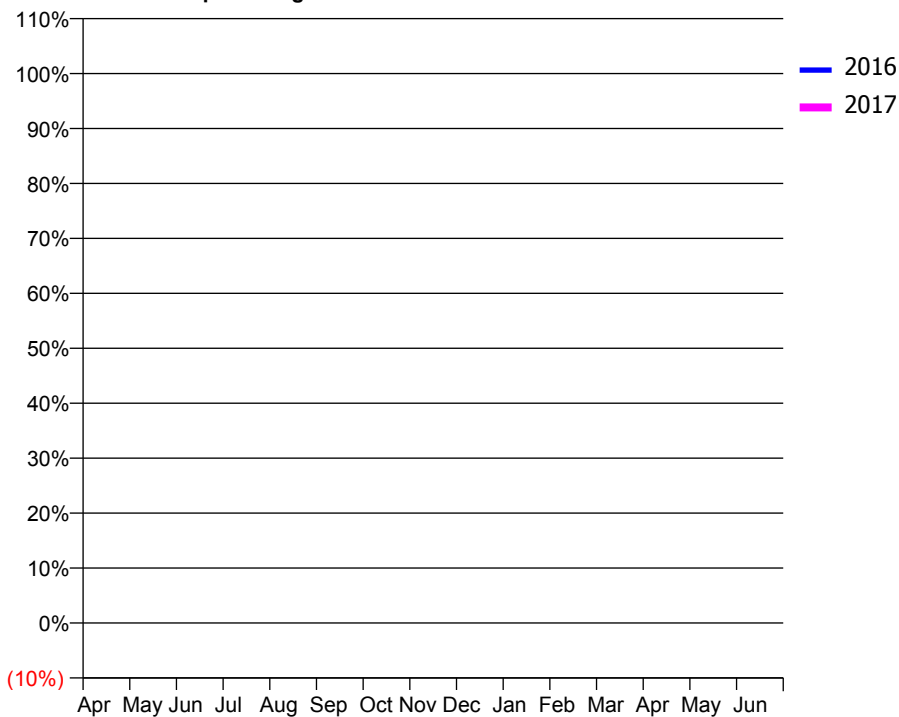
ACCESS*

Patients seen in 24 months	Total	Change since previous quarter
Quarter ending March 2016	390	
Quarter ending June 2016	404	↑
Quarter ending September 2016	405	→
Quarter ending December 2016	389	↓
Quarter ending March 2017	396	→
Variance since March 2016	1.5%	→



ACTIVITY

Cumulative percentage of contracted UDA delivered 2016 & 2017



Adjusted Scheduled Activity (UDA)

Month	2016	2017
April	0	33
May	96	83
June	125	133
July	216	181
August	285	213
September	345	279
October	439	315
November	497	355
December	548	388
January	621	458
February	683	487
March	731	536
April	766	
May	766	
June	766	

QUALITY

	Quantity	Base Number	Contract	AT	Region	England
% of FP17s for the same patient ID Re-attending within 3 months - Children	1	61	1.6%	10.2%	13.3%	12.3%
% of FP17s for the same patient ID Re-attending within 3 months - Adults	9	416	2.2%	13.7%	17.3%	16.7%
% of FP17s for the same patient ID Re-attending between 3 & 9 months - Children	0	61	0.0%	63.0%	58.9%	57.6%
% of FP17s for the same patient ID Re-attending between 3 & 9 months - Adults	3	416	0.7%	54.4%	52.2%	50.1%
% of FP17s for Band 1 Urgent Courses	440	448	98.2%	7.3%	9.2%	9.1%
% of FP17s Relating to Free Repair or Replacements	0	448	0.0%	1.0%	1.0%	0.8%
% of FP17s Relating to Continuations	0	448	0.0%	1.3%	1.4%	1.2%
% of Patients satisfied with the dentistry they have received	0	0	N/A	93.9%	93.1%	92.8%
% of Patients satisfied with the time they had to wait for an appointment	0	0	N/A	90.0%	89.5%	88.7%

* This is based on patients treated on this contract for their most recent course of treatment. Figures in italics indicate the base number of FP17s or Patient Questionnaire responses are less than 100. N/A is shown where the base number of responses is less than 10 during the period. % is calculated as Quantity/Base number*100

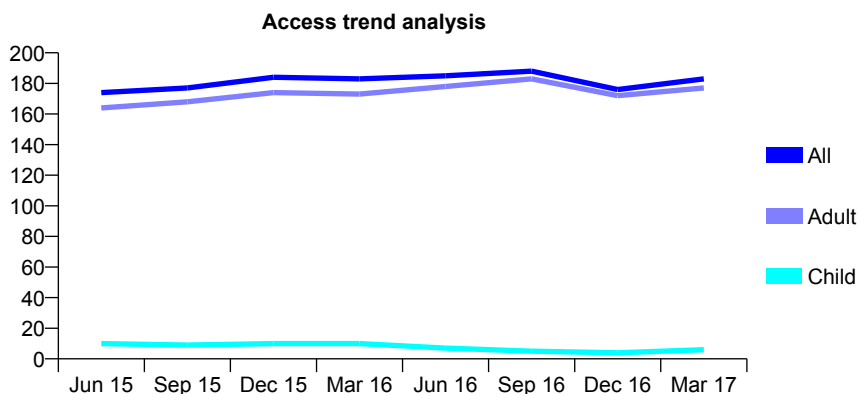
Q50 - Vital Signs At a Glance Contract Report for 762180/0004 - March 2017

Name or company name	MR RJ BROMILEY
Contract type name	PDS Contract
Purpose of contract	General
Contract start date	01/02/2010
Contract end date	30/06/2017

16/17 Contracted general activity (UDA)	16
Carry forward general activity (UDA)	0
16/17 Contracted orthodontic activity (UOA)	0
Carry forward orthodontic activity (UOA)	0
Baseline contract value	£29,279.00

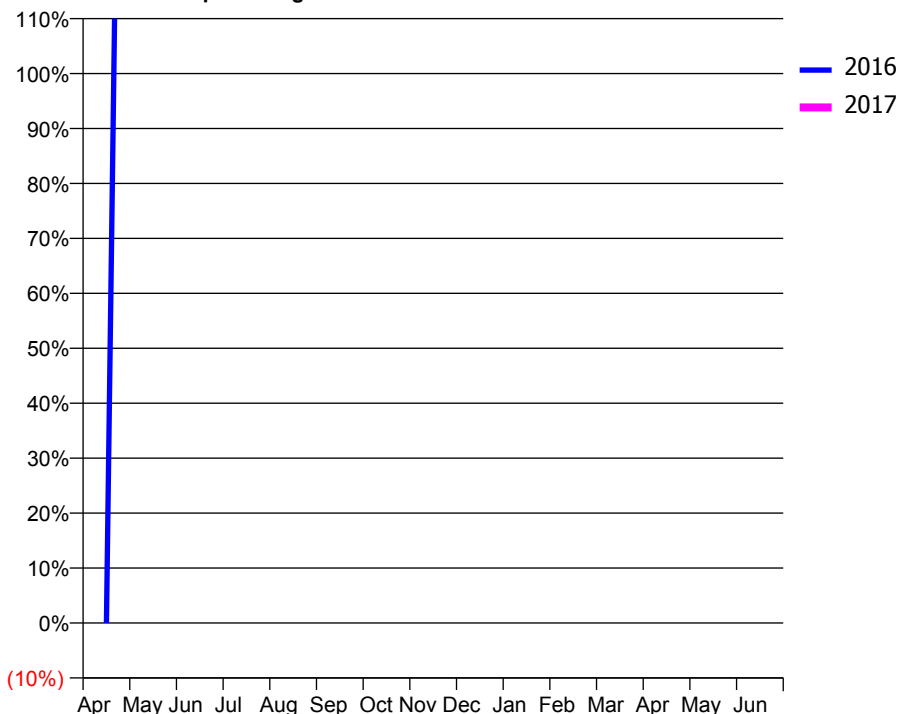
ACCESS*

Patients seen in 24 months	Total	Change since previous quarter
Quarter ending March 2016	183	
Quarter ending June 2016	185	→
Quarter ending September 2016	188	→
Quarter ending December 2016	176	↓
Quarter ending March 2017	183	↑
Variance since March 2016	0.0%	→



ACTIVITY

Cumulative percentage of contracted UDA delivered 2016 & 2017



Adjusted Scheduled Activity (UDA)

Month	2016	2017
April	0	25
May	25	31
June	66	77
July	102	87
August	124	106
September	150	140
October	163	152
November	186	166
December	206	174
January	234	209
February	256	227
March	276	252
April	289	
May	289	
June	298	

QUALITY

	Quantity	Base Number	Contract	AT	Region	England
% of FP17s for the same patient ID Re-attending within 3 months - Children	0	24	0.0%	10.2%	13.3%	12.3%
% of FP17s for the same patient ID Re-attending within 3 months - Adults	2	227	0.9%	13.7%	17.3%	16.7%
% of FP17s for the same patient ID Re-attending between 3 & 9 months - Children	0	24	0.0%	63.0%	58.9%	57.6%
% of FP17s for the same patient ID Re-attending between 3 & 9 months - Adults	1	227	0.4%	54.4%	52.2%	50.1%
% of FP17s for Band 1 Urgent Courses	207	231	89.6%	7.3%	9.2%	9.1%
% of FP17s Relating to Free Repair or Replacements	0	231	0.0%	1.0%	1.0%	0.8%
% of FP17s Relating to Continuations	0	231	0.0%	1.3%	1.4%	1.2%
% of Patients satisfied with the dentistry they have received	1	1	N/A	93.9%	93.1%	92.8%
% of Patients satisfied with the time they had to wait for an appointment	1	1	N/A	90.0%	89.5%	88.7%

* This is based on patients treated on this contract for their most recent course of treatment. Figures in italics indicate the base number of FP17s or Patient Questionnaire responses are less than 100. N/A is shown where the base number of responses is less than 10 during the period. % is calculated as Quantity/Base number*100

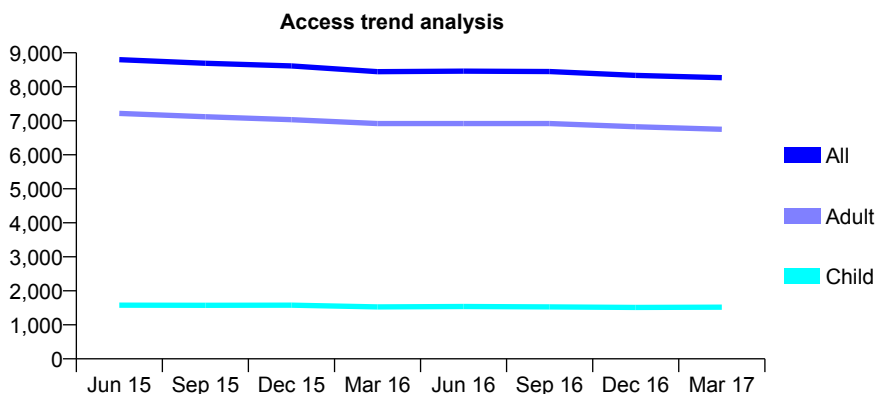
Q50 - Vital Signs At a Glance Contract Report for 772275/0001 - March 2017

Name or company name	MS MM ODUKOYA
Contract type name	GDS Contract
Purpose of contract	General
Contract start date	01/04/2006
Contract end date	

16/17 Contracted general activity (UDA)	19,042
Carry forward general activity (UDA)	-155
16/17 Contracted orthodontic activity (UOA)	0
Carry forward orthodontic activity (UOA)	0
Baseline contract value	£593,141.14

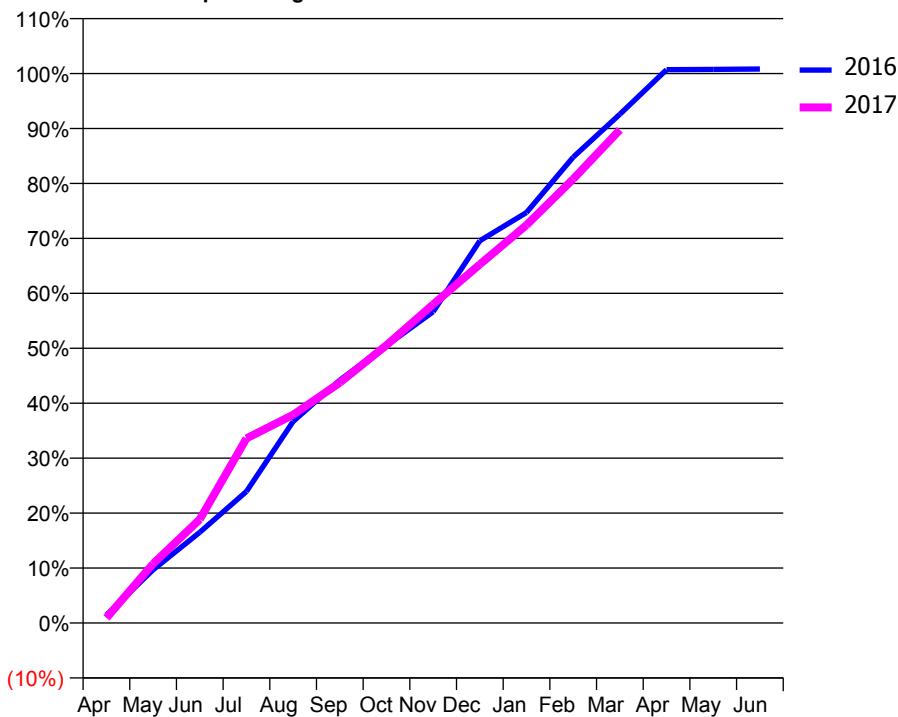
ACCESS*

Patients seen in 24 months	Total	Change since previous quarter
Quarter ending March 2016	8,447	
Quarter ending June 2016	8,459	→
Quarter ending September 2016	8,448	→
Quarter ending December 2016	8,335	↓
Quarter ending March 2017	8,269	→
Variance since March 2016	(2.1%)	↓



ACTIVITY

Cumulative percentage of contracted UDA delivered 2016 & 2017



Month	Adjusted Scheduled Activity (UDA)	
	2016	2017
April	273	179
May	1,845	2,056
June	3,143	3,593
July	4,558	6,398
August	6,986	7,214
September	8,418	8,331
October	9,615	9,626
November	10,786	11,042
December	13,246	12,427
January	14,226	13,792
February	16,145	15,386
March	17,631	17,091
April	19,175	
May	19,185	
June	19,197	

QUALITY

	Quantity	Base Number	Contract	AT	Region	England
% of FP17s for the same patient ID Re-attending within 3 months - Children	179	2,407	7.4%	10.2%	13.3%	12.3%
% of FP17s for the same patient ID Re-attending within 3 months - Adults	1,334	8,845	15.1%	13.7%	17.3%	16.7%
% of FP17s for the same patient ID Re-attending between 3 & 9 months - Children	1,609	2,407	66.8%	63.0%	58.9%	57.6%
% of FP17s for the same patient ID Re-attending between 3 & 9 months - Adults	3,674	8,845	41.5%	54.4%	52.2%	50.1%
% of FP17s for Band 1 Urgent Courses	1,157	10,294	11.2%	7.3%	9.2%	9.1%
% of FP17s Relating to Free Repair or Replacements	189	10,294	1.8%	1.0%	1.0%	0.8%
% of FP17s Relating to Continuations	51	10,294	0.5%	1.3%	1.4%	1.2%
% of Patients satisfied with the dentistry they have received	10	10	100.0%	93.9%	93.1%	92.8%
% of Patients satisfied with the time they had to wait for an appointment	9	10	90.0%	90.0%	89.5%	88.7%

* This is based on patients treated on this contract for their most recent course of treatment. Figures in italics indicate the base number of FP17s or Patient Questionnaire responses are less than 100. N/A is shown where the base number of responses is less than 10 during the period. % is calculated as Quantity/Base number*100

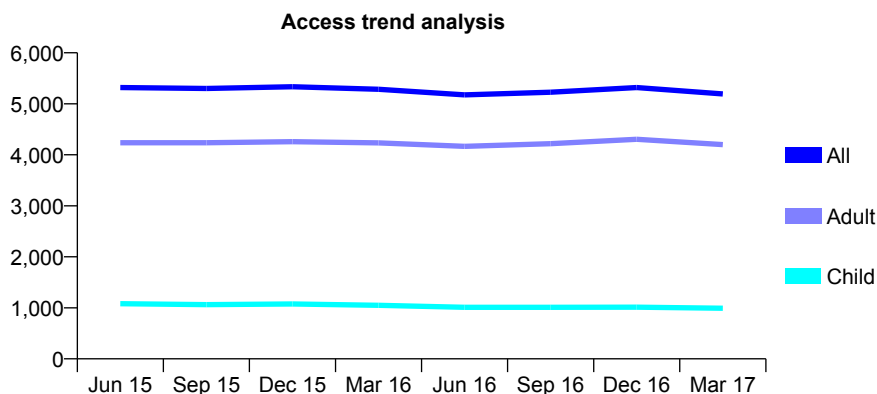
Q50 - Vital Signs At a Glance Contract Report for 776882/0001 - March 2017

Name or company name	MR CT CHALLANS
Contract type name	GDS Contract
Purpose of contract	General
Contract start date	01/12/2006
Contract end date	

16/17 Contracted general activity (UDA)	13,078
Carry forward general activity (UDA)	-262
16/17 Contracted orthodontic activity (UOA)	0
Carry forward orthodontic activity (UOA)	0
Baseline contract value	£344,235.32

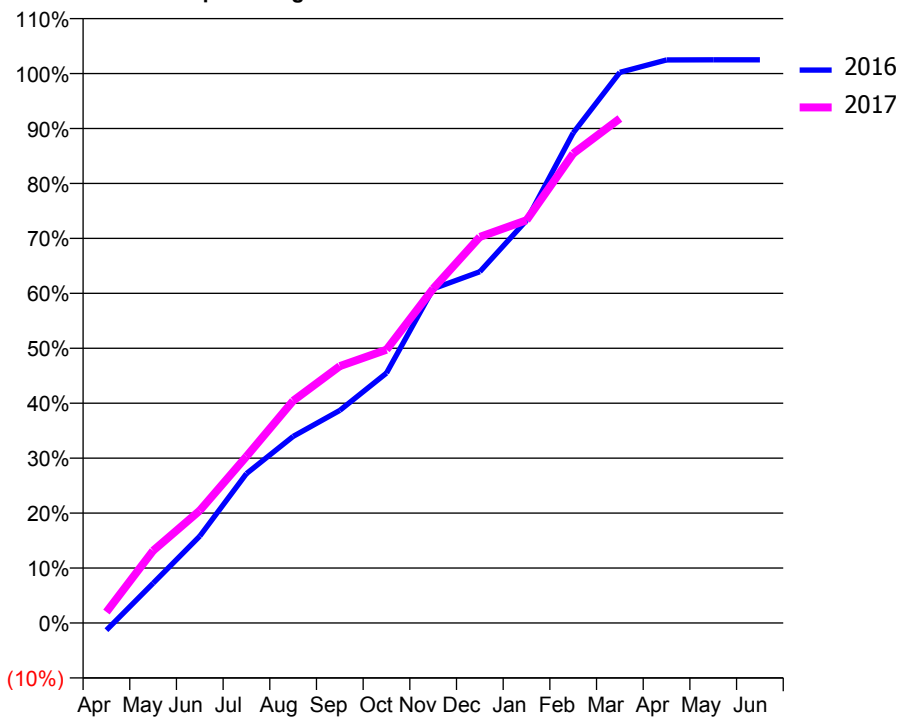
ACCESS*

Patients seen in 24 months	Total	Change since previous quarter
Quarter ending March 2016	5,284	
Quarter ending June 2016	5,175	↓
Quarter ending September 2016	5,227	→
Quarter ending December 2016	5,318	→
Quarter ending March 2017	5,193	↓
Variance since March 2016	(1.7%)	↓



ACTIVITY

Cumulative percentage of contracted UDA delivered 2016 & 2017



Month	Adjusted Scheduled Activity (UDA)	
	2016	2017
April	-173	262
May	948	1,723
June	2,068	2,676
July	3,555	3,966
August	4,443	5,289
September	5,061	6,114
October	5,948	6,504
November	7,954	7,959
December	8,362	9,190
January	9,583	9,587
February	11,665	11,172
March	13,105	12,008
April	13,402	
May	13,404	
June	13,405	

QUALITY

	Quantity	Base Number	Contract	AT	Region	England
% of FP17s for the same patient ID Re-attending within 3 months - Children	100	1,379	7.3%	10.2%	13.3%	12.3%
% of FP17s for the same patient ID Re-attending within 3 months - Adults	537	5,248	10.2%	13.7%	17.3%	16.7%
% of FP17s for the same patient ID Re-attending between 3 & 9 months - Children	852	1,379	61.8%	63.0%	58.9%	57.6%
% of FP17s for the same patient ID Re-attending between 3 & 9 months - Adults	2,898	5,248	55.2%	54.4%	52.2%	50.1%
% of FP17s for Band 1 Urgent Courses	428	5,887	7.3%	7.3%	9.2%	9.1%
% of FP17s Relating to Free Repair or Replacements	40	5,887	0.7%	1.0%	1.0%	0.8%
% of FP17s Relating to Continuations	51	5,887	0.9%	1.3%	1.4%	1.2%
% of Patients satisfied with the dentistry they have received	8	8	N/A	93.9%	93.1%	92.8%
% of Patients satisfied with the time they had to wait for an appointment	8	8	N/A	90.0%	89.5%	88.7%

* This is based on patients treated on this contract for their most recent course of treatment. Figures in italics indicate the base number of FP17s or Patient Questionnaire responses are less than 100. N/A is shown where the base number of responses is less than 10 during the period. % is calculated as Quantity/Base number*100

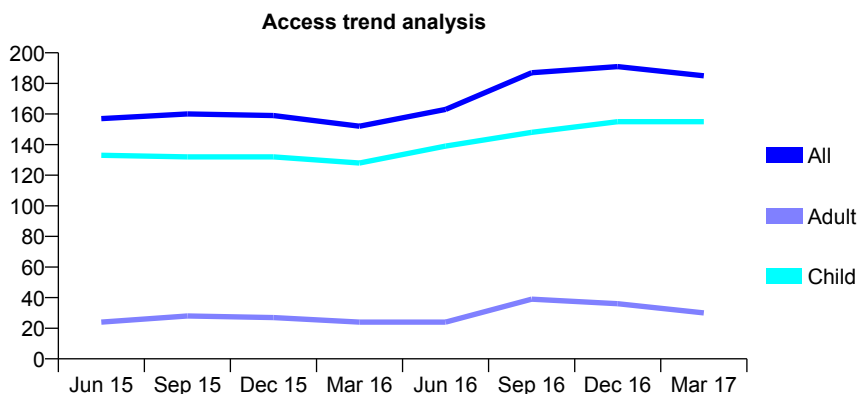
Q50 - Vital Signs At a Glance Contract Report for 802425/0001 - March 2017

Name or company name	Peasholm Dental Practice
Contract type name	GDS Contract
Purpose of contract	General and Orthodontic
Contract start date	01/04/2006
Contract end date	

16/17 Contracted general activity (UDA)	300
Carry forward general activity (UDA)	-6
16/17 Contracted orthodontic activity (UOA)	1,156
Carry forward orthodontic activity (UOA)	4
Baseline contract value	£83,829.21

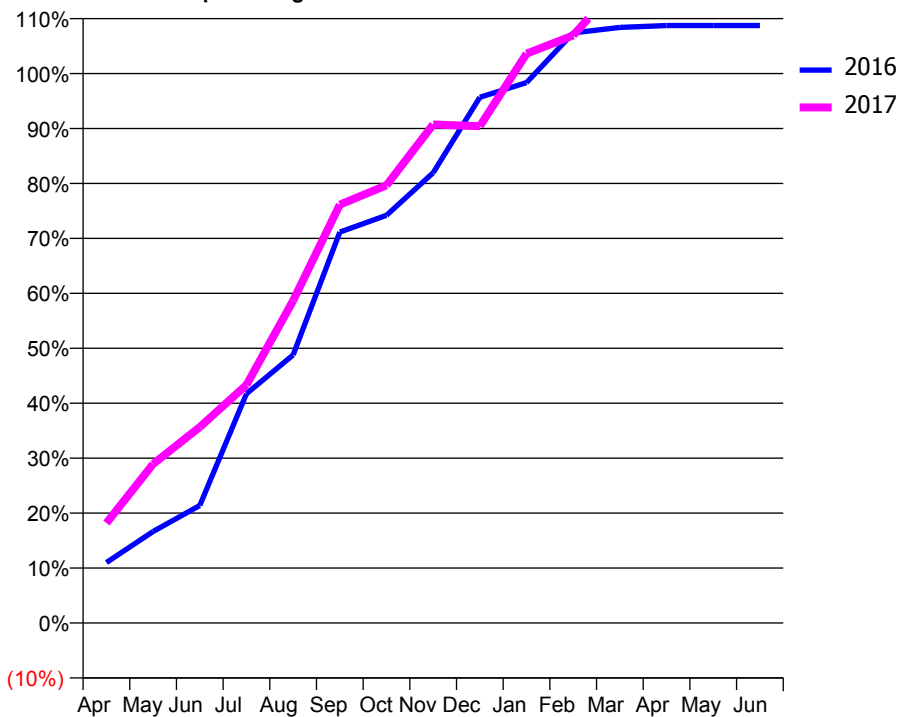
ACCESS*

Patients seen in 24 months	Total	Change since previous quarter
Quarter ending March 2016	152	
Quarter ending June 2016	163	↑
Quarter ending September 2016	187	↑
Quarter ending December 2016	191	↑
Quarter ending March 2017	185	↓
Variance since March 2016	21.7%	↑



ACTIVITY

Cumulative percentage of contracted UDA delivered 2016 & 2017



Month	Adjusted Scheduled Activity (UDA)	
	2016	2017
April	33	55
May	50	87
June	64	107
July	125	130
August	146	176
September	213	228
October	223	239
November	246	272
December	287	271
January	295	311
February	322	321
March	325	349
April	326	
May	326	
June	326	

QUALITY

	Quantity	Base Number	Contract	AT	Region	England
% of FP17s for the same patient ID Re-attending within 3 months - Children	26	341	7.6%	10.2%	13.3%	12.3%
% of FP17s for the same patient ID Re-attending within 3 months - Adults	0	20	0.0%	13.7%	17.3%	16.7%
% of FP17s for the same patient ID Re-attending between 3 & 9 months - Children	136	341	39.9%	63.0%	58.9%	57.6%
% of FP17s for the same patient ID Re-attending between 3 & 9 months - Adults	5	20	25.0%	54.4%	52.2%	50.1%
% of FP17s for Band 1 Urgent Courses	16	230	7.0%	7.3%	9.2%	9.1%
% of FP17s Relating to Free Repair or Replacements	0	230	0.0%	1.0%	1.0%	0.8%
% of FP17s Relating to Continuations	3	230	1.3%	1.3%	1.4%	1.2%
% of Patients satisfied with the dentistry they have received	0	0	N/A	93.9%	93.1%	92.8%
% of Patients satisfied with the time they had to wait for an appointment	0	0	N/A	90.0%	89.5%	88.7%

* This is based on patients treated on this contract for their most recent course of treatment. Figures in italics indicate the base number of FP17s or Patient Questionnaire responses are less than 100. N/A is shown where the base number of responses is less than 10 during the period. % is calculated as Quantity/Base number*100

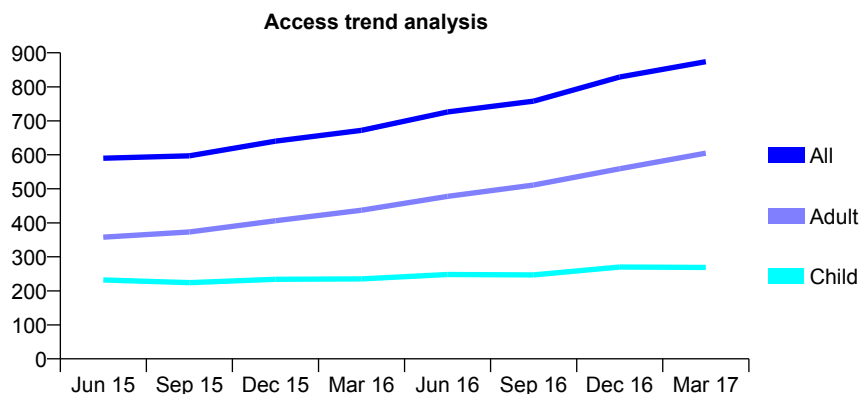
Q50 - Vital Signs At a Glance Contract Report for 810223/0001 - March 2017

Name or company name	MR SW HEYLINGS
Contract type name	GDS Contract
Purpose of contract	General
Contract start date	01/04/2006
Contract end date	

16/17 Contracted general activity (UDA)	2,635
Carry forward general activity (UDA)	-37
16/17 Contracted orthodontic activity (UOA)	0
Carry forward orthodontic activity (UOA)	0
Baseline contract value	£71,468.66

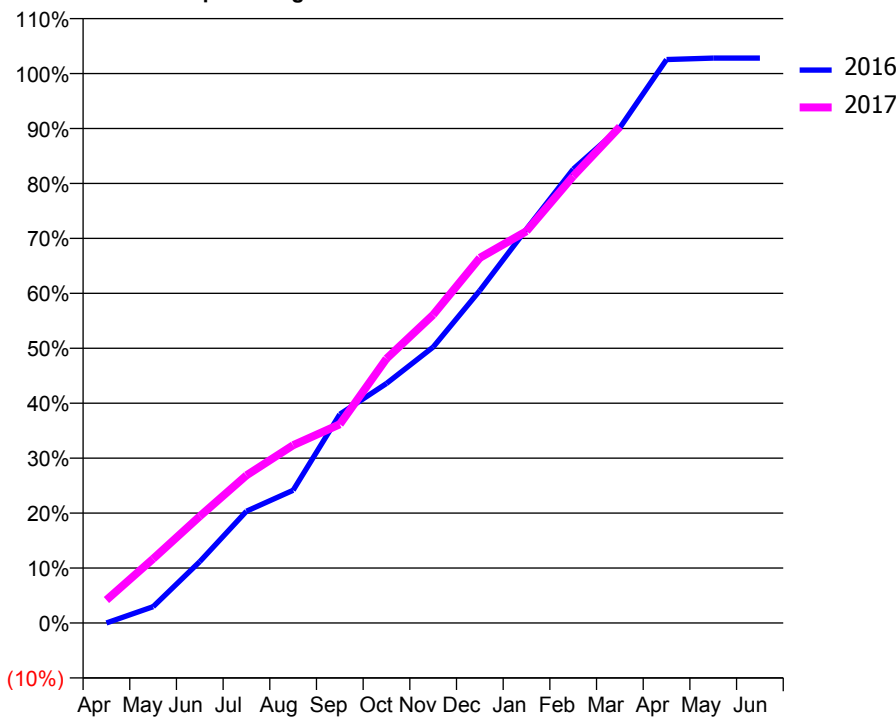
ACCESS*

Patients seen in 24 months	Total	Change since previous quarter
Quarter ending March 2016	672	
Quarter ending June 2016	726	↑
Quarter ending September 2016	758	↑
Quarter ending December 2016	829	↑
Quarter ending March 2017	874	↑
Variance since March 2016	30.1%	↑



ACTIVITY

Cumulative percentage of contracted UDA delivered 2016 & 2017



Month	Adjusted Scheduled Activity (UDA)	
	2016	2017
April	0	110
May	55	308
June	206	512
July	376	708
August	446	852
September	701	953
October	804	1,268
November	927	1,478
December	1,116	1,751
January	1,323	1,879
February	1,524	2,142
March	1,663	2,380
April	1,892	
May	1,897	
June	1,897	

QUALITY

	Quantity	Base Number	Contract	AT	Region	England
% of FP17s for the same patient ID Re-attending within 3 months - Children	44	459	9.6%	10.2%	13.3%	12.3%
% of FP17s for the same patient ID Re-attending within 3 months - Adults	111	839	13.2%	13.7%	17.3%	16.7%
% of FP17s for the same patient ID Re-attending between 3 & 9 months - Children	243	459	52.9%	63.0%	58.9%	57.6%
% of FP17s for the same patient ID Re-attending between 3 & 9 months - Adults	387	839	46.1%	54.4%	52.2%	50.1%
% of FP17s for Band 1 Urgent Courses	49	1,173	4.2%	7.3%	9.2%	9.1%
% of FP17s Relating to Free Repair or Replacements	1	1,173	0.1%	1.0%	1.0%	0.8%
% of FP17s Relating to Continuations	4	1,173	0.3%	1.3%	1.4%	1.2%
% of Patients satisfied with the dentistry they have received	5	5	N/A	93.9%	93.1%	92.8%
% of Patients satisfied with the time they had to wait for an appointment	5	5	N/A	90.0%	89.5%	88.7%

* This is based on patients treated on this contract for their most recent course of treatment. Figures in italics indicate the base number of FP17s or Patient Questionnaire responses are less than 100. N/A is shown where the base number of responses is less than 10 during the period. % is calculated as Quantity/Base number*100

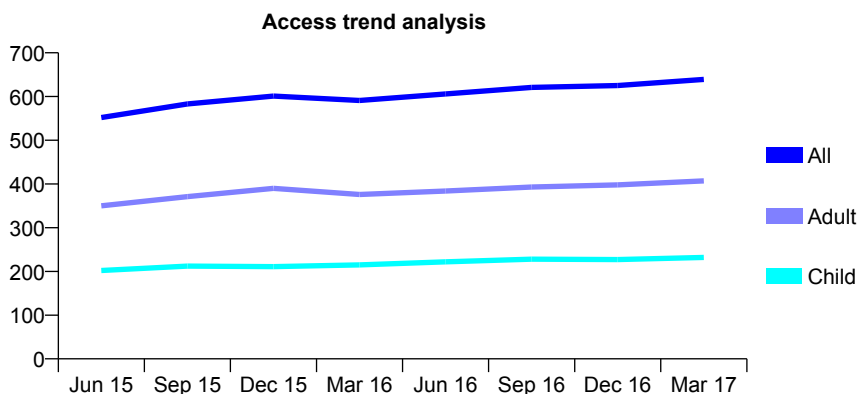
Q50 - Vital Signs At a Glance Contract Report for 810290/0001 - March 2017

Name or company name	MR PA RIDING
Contract type name	GDS Contract
Purpose of contract	General
Contract start date	01/04/2006
Contract end date	

16/17 Contracted general activity (UDA)	1,711
Carry forward general activity (UDA)	-27
16/17 Contracted orthodontic activity (UOA)	0
Carry forward orthodontic activity (UOA)	0
Baseline contract value	£51,134.71

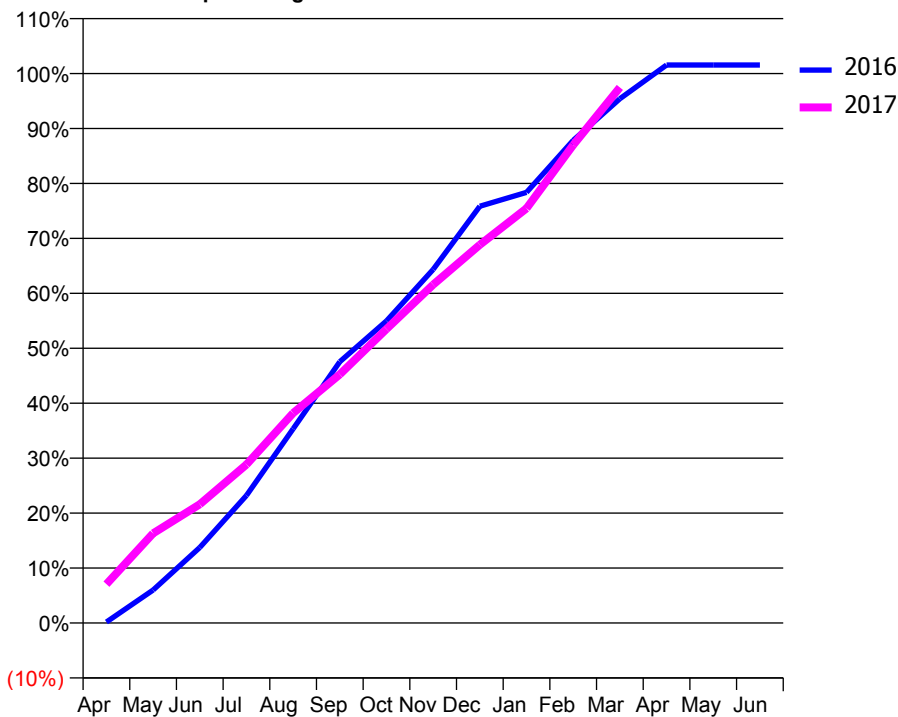
ACCESS*

Patients seen in 24 months	Total	Change since previous quarter
Quarter ending March 2016	591	
Quarter ending June 2016	606	↑
Quarter ending September 2016	621	↑
Quarter ending December 2016	625	→
Quarter ending March 2017	639	↑
Variance since March 2016	8.1%	↑



ACTIVITY

Cumulative percentage of contracted UDA delivered 2016 & 2017



Month	Adjusted Scheduled Activity (UDA)	
	2016	2017
April	3	121
May	103	279
June	235	370
July	397	493
August	605	654
September	814	774
October	941	915
November	1,101	1,054
December	1,298	1,178
January	1,341	1,291
February	1,503	1,488
March	1,632	1,668
April	1,738	
May	1,738	
June	1,738	

QUALITY

	Quantity	Base Number	Contract	AT	Region	England
% of FP17s for the same patient ID Re-attending within 3 months - Children	18	355	5.1%	10.2%	13.3%	12.3%
% of FP17s for the same patient ID Re-attending within 3 months - Adults	32	434	7.4%	13.7%	17.3%	16.7%
% of FP17s for the same patient ID Re-attending between 3 & 9 months - Children	204	355	57.5%	63.0%	58.9%	57.6%
% of FP17s for the same patient ID Re-attending between 3 & 9 months - Adults	218	434	50.2%	54.4%	52.2%	50.1%
% of FP17s for Band 1 Urgent Courses	24	745	3.2%	7.3%	9.2%	9.1%
% of FP17s Relating to Free Repair or Replacements	1	745	0.1%	1.0%	1.0%	0.8%
% of FP17s Relating to Continuations	5	745	0.7%	1.3%	1.4%	1.2%
% of Patients satisfied with the dentistry they have received	1	1	N/A	93.9%	93.1%	92.8%
% of Patients satisfied with the time they had to wait for an appointment	1	1	N/A	90.0%	89.5%	88.7%

* This is based on patients treated on this contract for their most recent course of treatment. Figures in italics indicate the base number of FP17s or Patient Questionnaire responses are less than 100. N/A is shown where the base number of responses is less than 10 during the period. % is calculated as Quantity/Base number*100

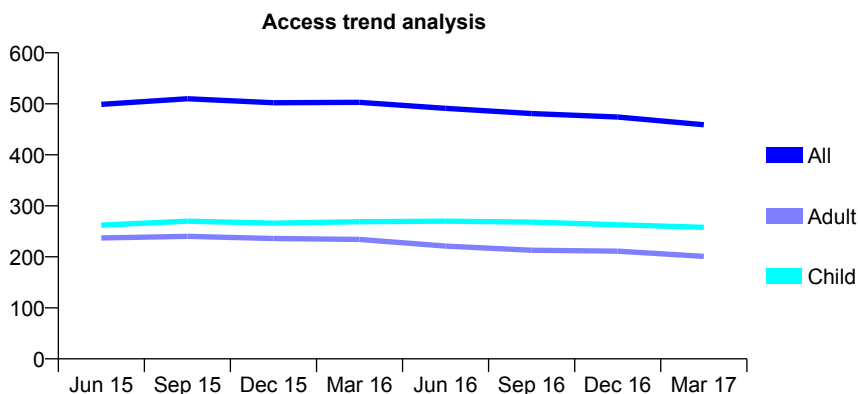
Q50 - Vital Signs At a Glance Contract Report for 811076/0001 - March 2017

Name or company name	MR DR FEIRN
Contract type name	GDS Contract
Purpose of contract	General and Orthodontic
Contract start date	01/04/2006
Contract end date	

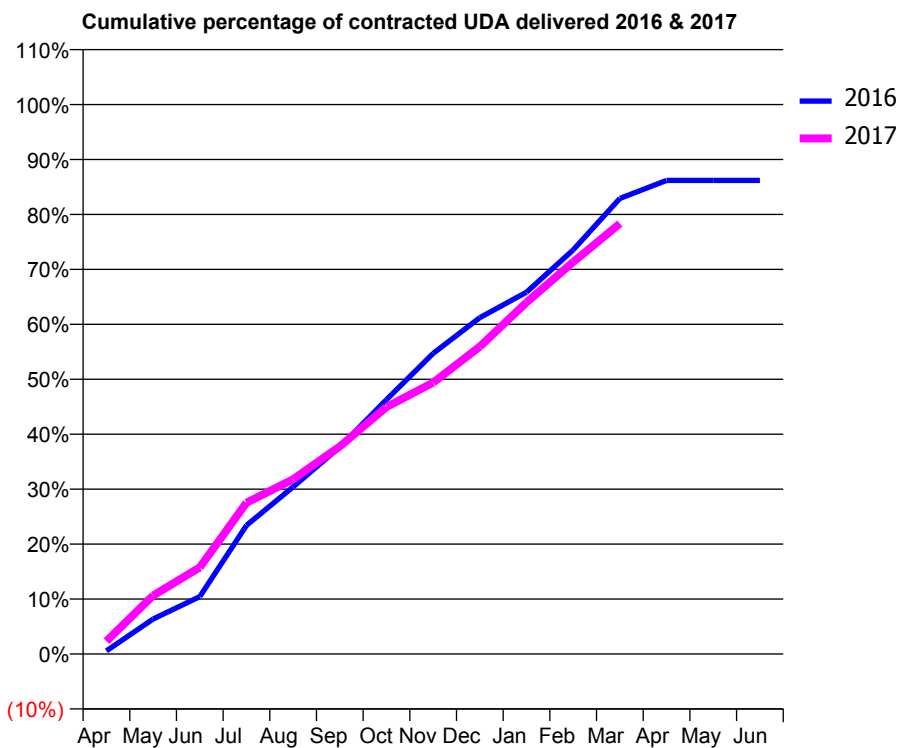
16/17 Contracted general activity (UDA)	1,214
Carry forward general activity (UDA)	0
16/17 Contracted orthodontic activity (UOA)	220
Carry forward orthodontic activity (UOA)	3
Baseline contract value	£45,439.78

ACCESS*

Patients seen in 24 months	Total	Change since previous quarter
Quarter ending March 2016	503	
Quarter ending June 2016	491	↓
Quarter ending September 2016	481	↓
Quarter ending December 2016	474	↓
Quarter ending March 2017	459	↓
Variance since March 2016	(8.7%)	↓



ACTIVITY



Month	Adjusted Scheduled Activity (UDA)	
	2016	2017
April	7	28
May	77	129
June	127	191
July	284	334
August	369	386
September	457	459
October	562	546
November	664	600
December	743	679
January	799	777
February	893	866
March	1,007	951
April	1,046	
May	1,046	
June	1,046	

QUALITY

	Quantity	Base Number	Contract	AT	Region	England
% of FP17s for the same patient ID Re-attending within 3 months - Children	37	422	8.8%	10.2%	13.3%	12.3%
% of FP17s for the same patient ID Re-attending within 3 months - Adults	57	246	23.2%	13.7%	17.3%	16.7%
% of FP17s for the same patient ID Re-attending between 3 & 9 months - Children	257	422	60.9%	63.0%	58.9%	57.6%
% of FP17s for the same patient ID Re-attending between 3 & 9 months - Adults	119	246	48.4%	54.4%	52.2%	50.1%
% of FP17s for Band 1 Urgent Courses	39	615	6.3%	7.3%	9.2%	9.1%
% of FP17s Relating to Free Repair or Replacements	0	615	0.0%	1.0%	1.0%	0.8%
% of FP17s Relating to Continuations	5	615	0.8%	1.3%	1.4%	1.2%
% of Patients satisfied with the dentistry they have received	1	1	N/A	93.9%	93.1%	92.8%
% of Patients satisfied with the time they had to wait for an appointment	1	1	N/A	90.0%	89.5%	88.7%

* This is based on patients treated on this contract for their most recent course of treatment. Figures in italics indicate the base number of FP17s or Patient Questionnaire responses are less than 100. N/A is shown where the base number of responses is less than 10 during the period. % is calculated as Quantity/Base number*100

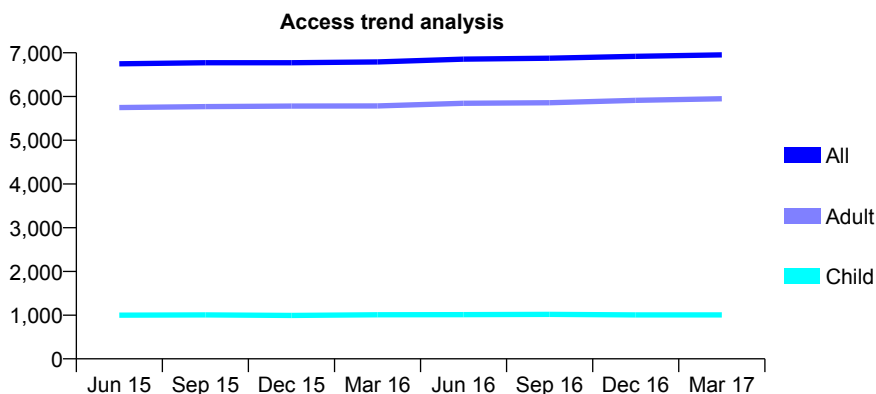
Q50 - Vital Signs At a Glance Contract Report for 819794/0001 - March 2017

Name or company name	MR DJ HARRIS
Contract type name	GDS Contract
Purpose of contract	General
Contract start date	01/12/2006
Contract end date	

16/17 Contracted general activity (UDA)	24,510
Carry forward general activity (UDA)	0
16/17 Contracted orthodontic activity (UOA)	0
Carry forward orthodontic activity (UOA)	0
Baseline contract value	£569,219.13

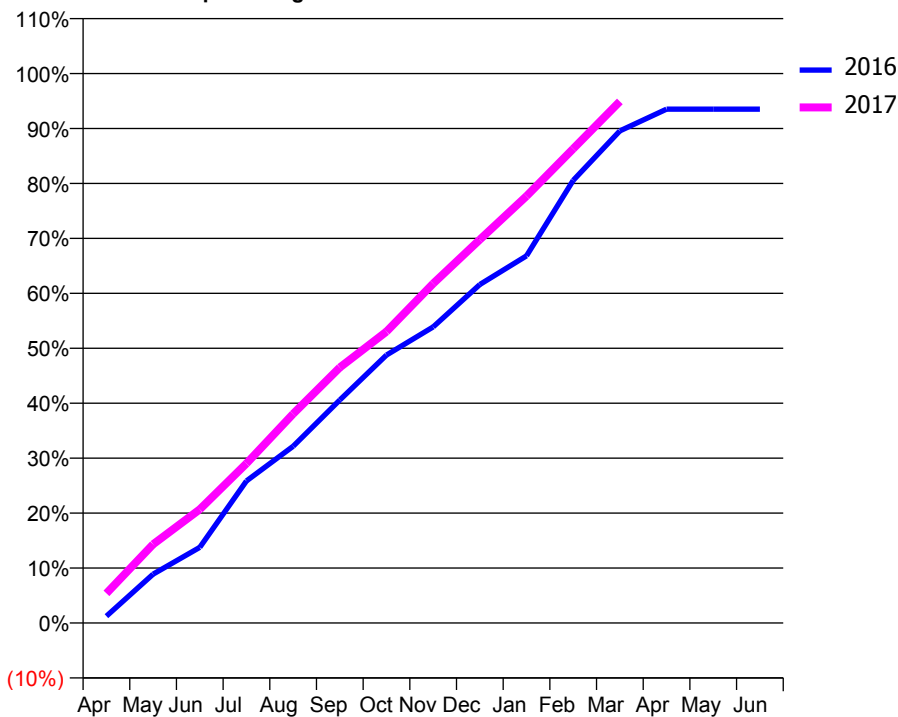
ACCESS*

Patients seen in 24 months	Total	Change since previous quarter
Quarter ending March 2016	6,792	
Quarter ending June 2016	6,856	→
Quarter ending September 2016	6,877	→
Quarter ending December 2016	6,920	→
Quarter ending March 2017	6,953	→
Variance since March 2016	2.4%	↑



ACTIVITY

Cumulative percentage of contracted UDA delivered 2016 & 2017



Month	Adjusted Scheduled Activity (UDA)	
	2016	2017
April	308	1,324
May	2,179	3,510
June	3,373	5,069
July	6,336	7,117
August	7,883	9,329
September	9,946	11,396
October	11,954	12,996
November	13,208	15,140
December	15,100	17,100
January	16,379	19,040
February	19,746	21,154
March	21,950	23,268
April	22,919	
May	22,921	
June	22,921	

QUALITY

	Quantity	Base Number	Contract	AT	Region	England
% of FP17s for the same patient ID Re-attending within 3 months - Children	103	1,753	5.9%	10.2%	13.3%	12.3%
% of FP17s for the same patient ID Re-attending within 3 months - Adults	2,181	11,481	19.0%	13.7%	17.3%	16.7%
% of FP17s for the same patient ID Re-attending between 3 & 9 months - Children	1,300	1,753	74.2%	63.0%	58.9%	57.6%
% of FP17s for the same patient ID Re-attending between 3 & 9 months - Adults	7,711	11,481	67.2%	54.4%	52.2%	50.1%
% of FP17s for Band 1 Urgent Courses	946	12,685	7.5%	7.3%	9.2%	9.1%
% of FP17s Relating to Free Repair or Replacements	453	12,685	3.6%	1.0%	1.0%	0.8%
% of FP17s Relating to Continuations	461	12,685	3.6%	1.3%	1.4%	1.2%
% of Patients satisfied with the dentistry they have received	32	34	94.1%	93.9%	93.1%	92.8%
% of Patients satisfied with the time they had to wait for an appointment	32	34	94.1%	90.0%	89.5%	88.7%

* This is based on patients treated on this contract for their most recent course of treatment. Figures in italics indicate the base number of FP17s or Patient Questionnaire responses are less than 100. N/A is shown where the base number of responses is less than 10 during the period. % is calculated as Quantity/Base number*100

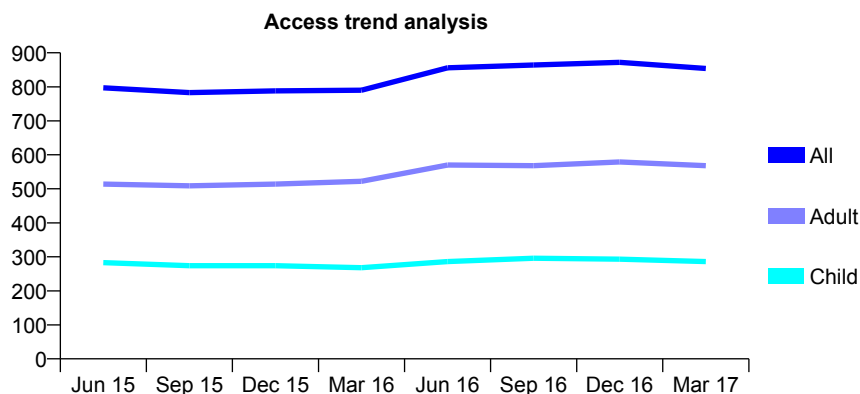
Q50 - Vital Signs At a Glance Contract Report for 824100/0001 - March 2017

Name or company name	MR AR DICKENS
Contract type name	GDS Contract
Purpose of contract	General
Contract start date	01/04/2006
Contract end date	

16/17 Contracted general activity (UDA)	1,924
Carry forward general activity (UDA)	0
16/17 Contracted orthodontic activity (UOA)	0
Carry forward orthodontic activity (UOA)	0
Baseline contract value	£57,818.67

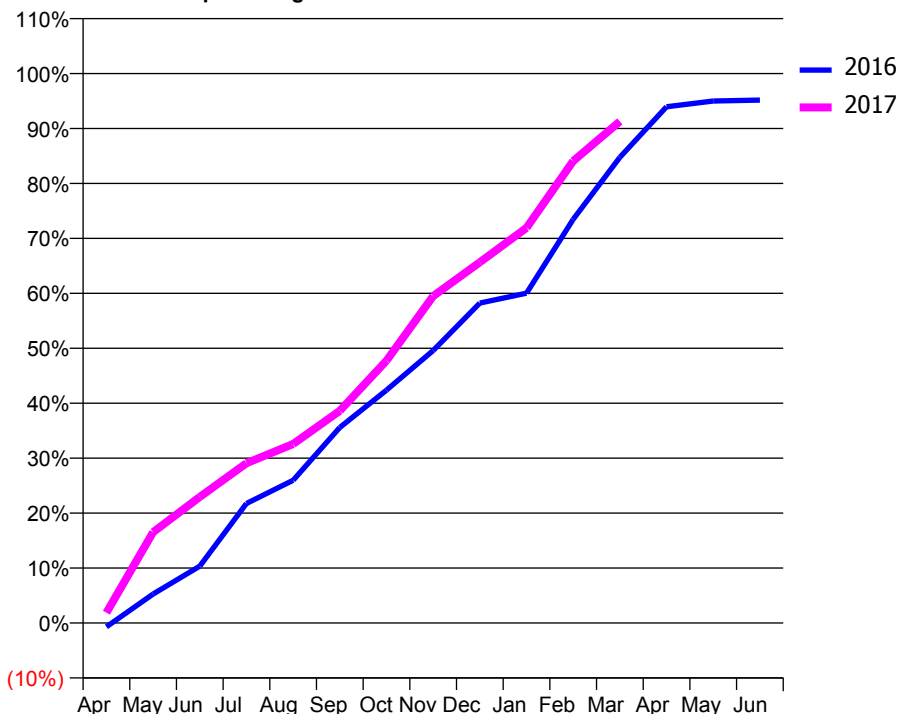
ACCESS*

Patients seen in 24 months	Total	Change since previous quarter
Quarter ending March 2016	790	
Quarter ending June 2016	856	↑
Quarter ending September 2016	864	→
Quarter ending December 2016	872	→
Quarter ending March 2017	854	↓
Variance since March 2016	8.1%	↑



ACTIVITY

Cumulative percentage of contracted UDA delivered 2016 & 2017



Month	Adjusted Scheduled Activity (UDA)	
	2016	2017
April	-14	36
May	101	318
June	199	441
July	418	560
August	500	627
September	685	743
October	815	918
November	954	1,145
December	1,120	1,263
January	1,155	1,384
February	1,413	1,618
March	1,631	1,756
April	1,808	
May	1,828	
June	1,831	

QUALITY

	Quantity	Base Number	Contract	AT	Region	England
% of FP17s for the same patient ID Re-attending within 3 months - Children	23	418	5.5%	10.2%	13.3%	12.3%
% of FP17s for the same patient ID Re-attending within 3 months - Adults	61	625	9.8%	13.7%	17.3%	16.7%
% of FP17s for the same patient ID Re-attending between 3 & 9 months - Children	233	418	55.7%	63.0%	58.9%	57.6%
% of FP17s for the same patient ID Re-attending between 3 & 9 months - Adults	279	625	44.6%	54.4%	52.2%	50.1%
% of FP17s for Band 1 Urgent Courses	71	924	7.7%	7.3%	9.2%	9.1%
% of FP17s Relating to Free Repair or Replacements	1	924	0.1%	1.0%	1.0%	0.8%
% of FP17s Relating to Continuations	6	924	0.6%	1.3%	1.4%	1.2%
% of Patients satisfied with the dentistry they have received	4	4	N/A	93.9%	93.1%	92.8%
% of Patients satisfied with the time they had to wait for an appointment	4	4	N/A	90.0%	89.5%	88.7%

* This is based on patients treated on this contract for their most recent course of treatment. Figures in italics indicate the base number of FP17s or Patient Questionnaire responses are less than 100. N/A is shown where the base number of responses is less than 10 during the period. % is calculated as Quantity/Base number*100

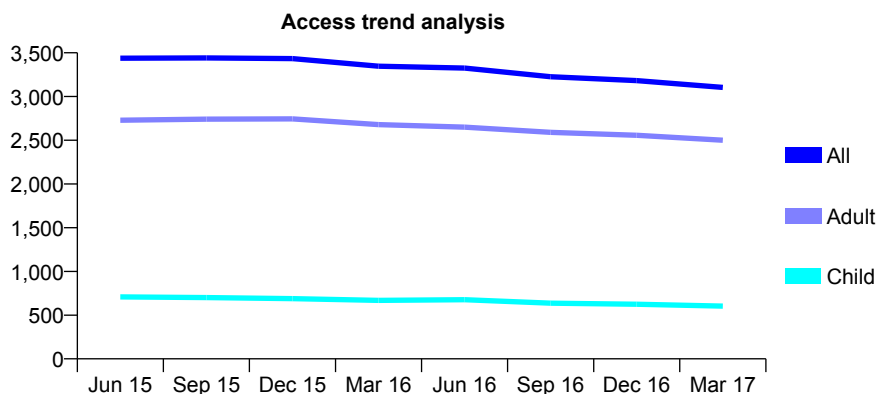
Q50 - Vital Signs At a Glance Contract Report for 844152/0001 - March 2017

Name or company name	MR ST COLES
Contract type name	GDS Contract
Purpose of contract	General
Contract start date	01/04/2006
Contract end date	

16/17 Contracted general activity (UDA)	8,810
Carry forward general activity (UDA)	0
16/17 Contracted orthodontic activity (UOA)	0
Carry forward orthodontic activity (UOA)	0
Baseline contract value	£269,603.50

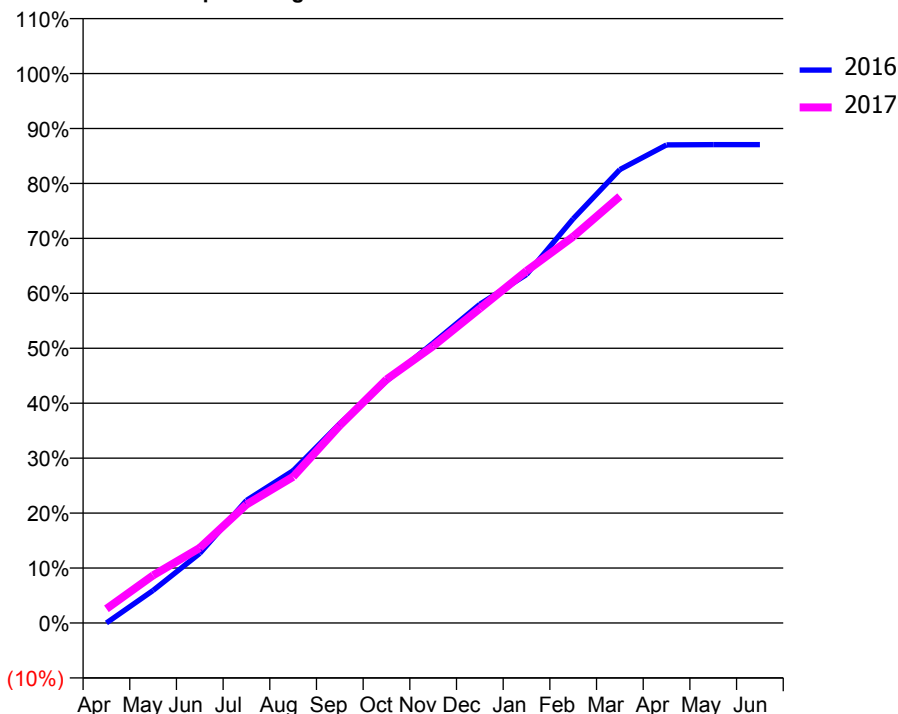
ACCESS*

Patients seen in 24 months	Total	Change since previous quarter
Quarter ending March 2016	3,347	
Quarter ending June 2016	3,326	→
Quarter ending September 2016	3,226	↓
Quarter ending December 2016	3,182	↓
Quarter ending March 2017	3,104	↓
Variance since March 2016	(7.3%)	↓



ACTIVITY

Cumulative percentage of contracted UDA delivered 2016 & 2017



Month	Adjusted Scheduled Activity (UDA)	
	2016	2017
April	0	228
May	522	765
June	1,117	1,205
July	1,966	1,900
August	2,443	2,345
September	3,196	3,167
October	3,879	3,905
November	4,490	4,440
December	5,110	5,042
January	5,587	5,646
February	6,482	6,194
March	7,270	6,840
April	7,666	
May	7,669	
June	7,669	

QUALITY

	Quantity	Base Number	Contract	AT	Region	England
% of FP17s for the same patient ID Re-attending within 3 months - Children	36	597	6.0%	10.2%	13.3%	12.3%
% of FP17s for the same patient ID Re-attending within 3 months - Adults	335	2,389	14.0%	13.7%	17.3%	16.7%
% of FP17s for the same patient ID Re-attending between 3 & 9 months - Children	110	597	18.4%	63.0%	58.9%	57.6%
% of FP17s for the same patient ID Re-attending between 3 & 9 months - Adults	585	2,389	24.5%	54.4%	52.2%	50.1%
% of FP17s for Band 1 Urgent Courses	171	2,792	6.1%	7.3%	9.2%	9.1%
% of FP17s Relating to Free Repair or Replacements	55	2,792	2.0%	1.0%	1.0%	0.8%
% of FP17s Relating to Continuations	57	2,792	2.0%	1.3%	1.4%	1.2%
% of Patients satisfied with the dentistry they have received	5	5	N/A	93.9%	93.1%	92.8%
% of Patients satisfied with the time they had to wait for an appointment	5	5	N/A	90.0%	89.5%	88.7%

* This is based on patients treated on this contract for their most recent course of treatment. Figures in italics indicate the base number of FP17s or Patient Questionnaire responses are less than 100. N/A is shown where the base number of responses is less than 10 during the period. % is calculated as Quantity/Base number*100

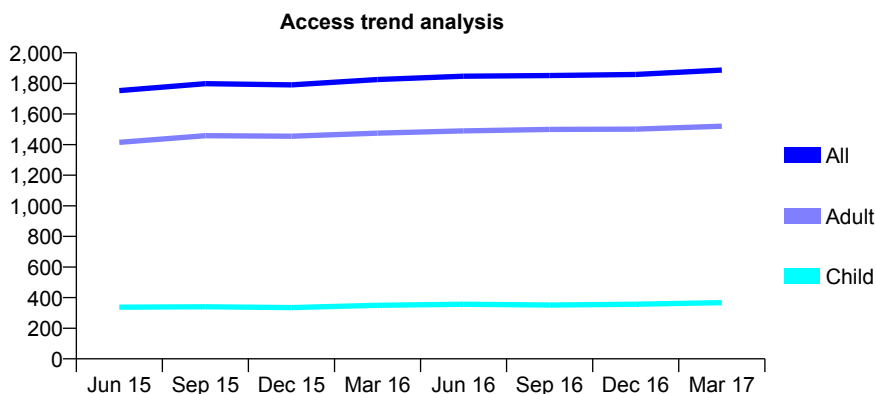
Q50 - Vital Signs At a Glance Contract Report for 854549/0001 - March 2017

Name or company name	MR N THAKKER
Contract type name	GDS Contract
Purpose of contract	General
Contract start date	20/07/2009
Contract end date	

16/17 Contracted general activity (UDA)	7,000
Carry forward general activity (UDA)	15
16/17 Contracted orthodontic activity (UOA)	0
Carry forward orthodontic activity (UOA)	0
Baseline contract value	£188,060.65

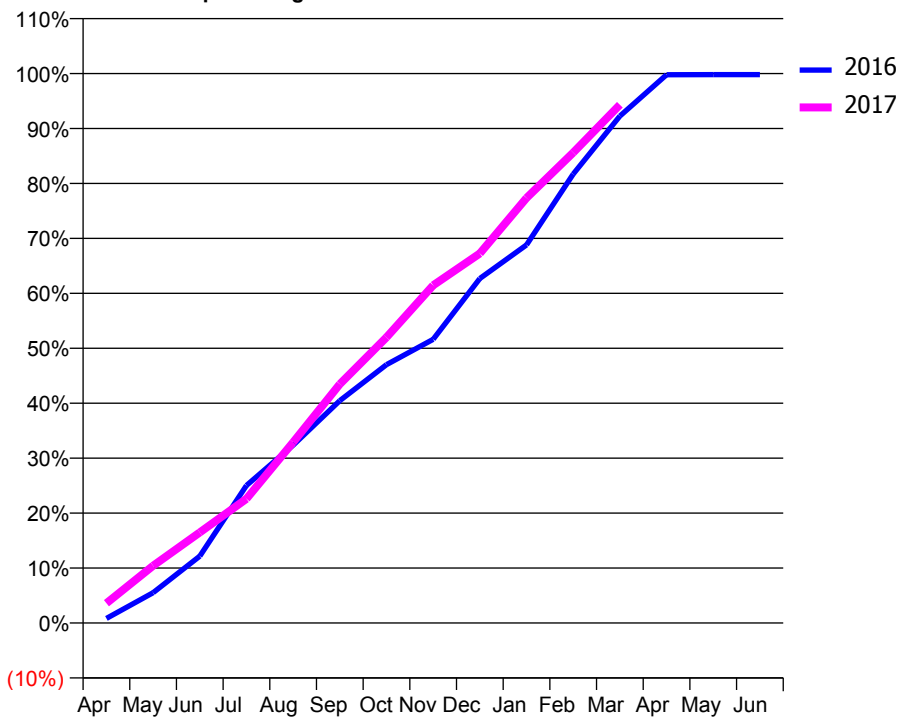
ACCESS*

Patients seen in 24 months	Total	Change since previous quarter
Quarter ending March 2016	1,825	
Quarter ending June 2016	1,847	→
Quarter ending September 2016	1,851	→
Quarter ending December 2016	1,858	→
Quarter ending March 2017	1,887	→
Variance since March 2016	3.4%	↑



ACTIVITY

Cumulative percentage of contracted UDA delivered 2016 & 2017



Month	Adjusted Scheduled Activity (UDA)	
	2016	2017
April	58	252
May	386	730
June	852	1,154
July	1,753	1,583
August	2,265	2,303
September	2,833	3,043
October	3,290	3,639
November	3,615	4,302
December	4,388	4,708
January	4,817	5,415
February	5,718	5,992
March	6,457	6,603
April	6,984	
May	6,985	
June	6,985	

QUALITY

	Quantity	Base Number	Contract	AT	Region	England
% of FP17s for the same patient ID Re-attending within 3 months - Children	62	646	9.6%	10.2%	13.3%	12.3%
% of FP17s for the same patient ID Re-attending within 3 months - Adults	418	2,695	15.5%	13.7%	17.3%	16.7%
% of FP17s for the same patient ID Re-attending between 3 & 9 months - Children	449	646	69.5%	63.0%	58.9%	57.6%
% of FP17s for the same patient ID Re-attending between 3 & 9 months - Adults	1,821	2,695	67.6%	54.4%	52.2%	50.1%
% of FP17s for Band 1 Urgent Courses	178	3,194	5.6%	7.3%	9.2%	9.1%
% of FP17s Relating to Free Repair or Replacements	40	3,194	1.3%	1.0%	1.0%	0.8%
% of FP17s Relating to Continuations	22	3,194	0.7%	1.3%	1.4%	1.2%
% of Patients satisfied with the dentistry they have received	10	10	100.0%	93.9%	93.1%	92.8%
% of Patients satisfied with the time they had to wait for an appointment	9	10	90.0%	90.0%	89.5%	88.7%

* This is based on patients treated on this contract for their most recent course of treatment. Figures in italics indicate the base number of FP17s or Patient Questionnaire responses are less than 100. N/A is shown where the base number of responses is less than 10 during the period. % is calculated as Quantity/Base number*100

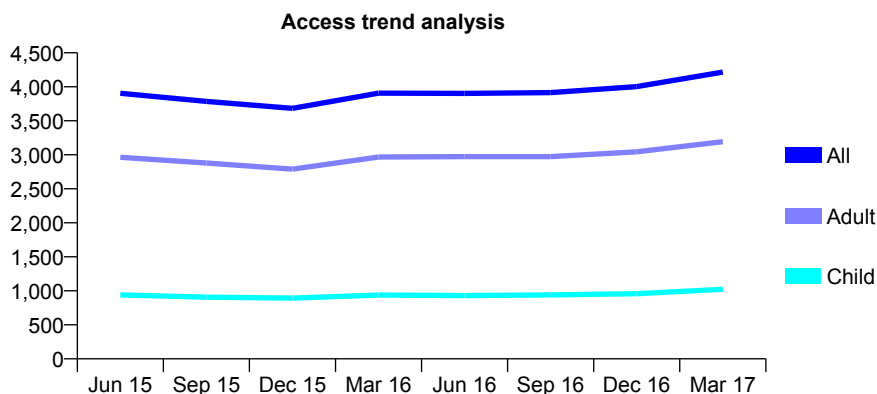
Q50 - Vital Signs At a Glance Contract Report for 858404/0001 - March 2017

Name or company name	MR MS AKHTAR
Contract type name	GDS Contract
Purpose of contract	General
Contract start date	01/12/2009
Contract end date	

16/17 Contracted general activity (UDA)	14,000
Carry forward general activity (UDA)	543
16/17 Contracted orthodontic activity (UOA)	0
Carry forward orthodontic activity (UOA)	0
Baseline contract value	£360,772.66

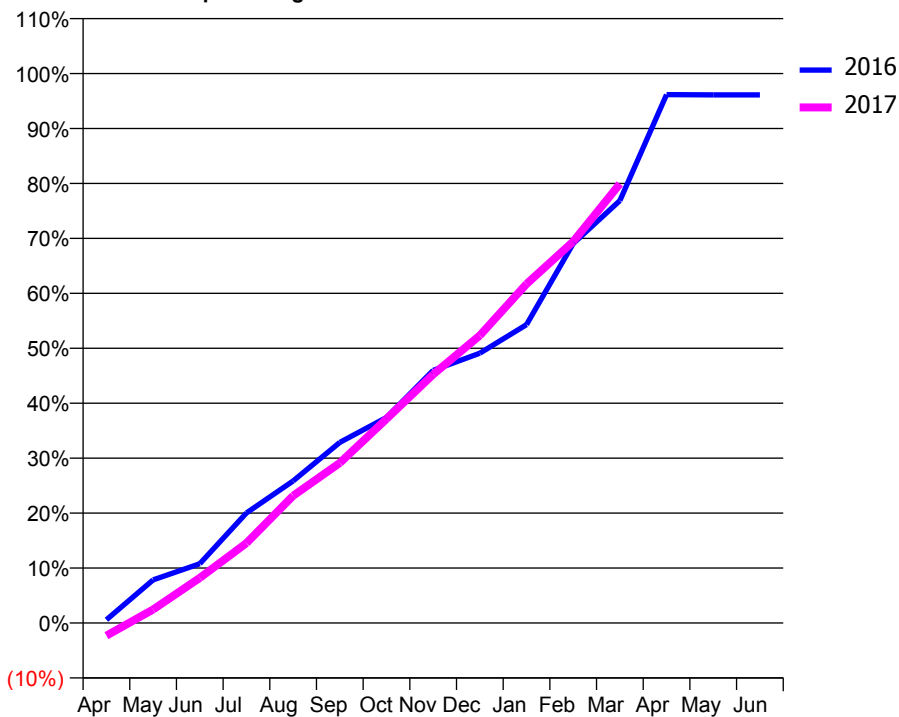
ACCESS*

Patients seen in 24 months	Total	Change since previous quarter
Quarter ending March 2016	3,907	
Quarter ending June 2016	3,903	→
Quarter ending September 2016	3,914	→
Quarter ending December 2016	4,003	↑
Quarter ending March 2017	4,217	↑
Variance since March 2016	7.9%	↑



ACTIVITY

Cumulative percentage of contracted UDA delivered 2016 & 2017



Month	Adjusted Scheduled Activity (UDA)	
	2016	2017
April	83	-324
May	1,098	344
June	1,511	1,151
July	2,806	2,038
August	3,619	3,243
September	4,600	4,077
October	5,236	5,201
November	6,437	6,333
December	6,876	7,326
January	7,601	8,636
February	9,667	9,719
March	10,760	11,191
April	13,462	
May	13,454	
June	13,457	

QUALITY

	Quantity	Base Number	Contract	AT	Region	England
% of FP17s for the same patient ID Re-attending within 3 months - Children	124	1,534	8.1%	10.2%	13.3%	12.3%
% of FP17s for the same patient ID Re-attending within 3 months - Adults	702	4,858	14.5%	13.7%	17.3%	16.7%
% of FP17s for the same patient ID Re-attending between 3 & 9 months - Children	825	1,534	53.8%	63.0%	58.9%	57.6%
% of FP17s for the same patient ID Re-attending between 3 & 9 months - Adults	2,795	4,858	57.5%	54.4%	52.2%	50.1%
% of FP17s for Band 1 Urgent Courses	524	5,459	9.6%	7.3%	9.2%	9.1%
% of FP17s Relating to Free Repair or Replacements	124	5,459	2.3%	1.0%	1.0%	0.8%
% of FP17s Relating to Continuations	32	5,459	0.6%	1.3%	1.4%	1.2%
% of Patients satisfied with the dentistry they have received	27	30	90.0%	93.9%	93.1%	92.8%
% of Patients satisfied with the time they had to wait for an appointment	27	30	90.0%	90.0%	89.5%	88.7%

* This is based on patients treated on this contract for their most recent course of treatment. Figures in italics indicate the base number of FP17s or Patient Questionnaire responses are less than 100. N/A is shown where the base number of responses is less than 10 during the period. % is calculated as Quantity/Base number*100

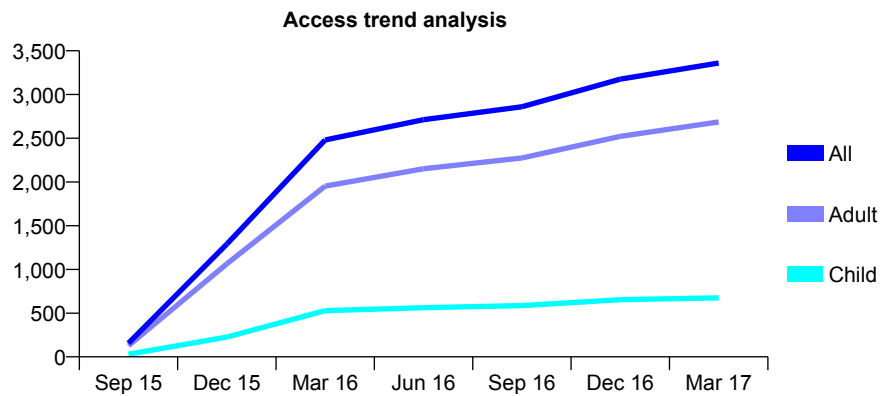
Q50 - Vital Signs At a Glance Contract Report for 876712/0001 - March 2017

Name or company name	MR A BAGGA
Contract type name	GDS Contract
Purpose of contract	General
Contract start date	01/09/2015
Contract end date	

16/17 Contracted general activity (UDA)	9,841
Carry forward general activity (UDA)	-33
16/17 Contracted orthodontic activity (UOA)	0
Carry forward orthodontic activity (UOA)	0
Baseline contract value	£304,026.11

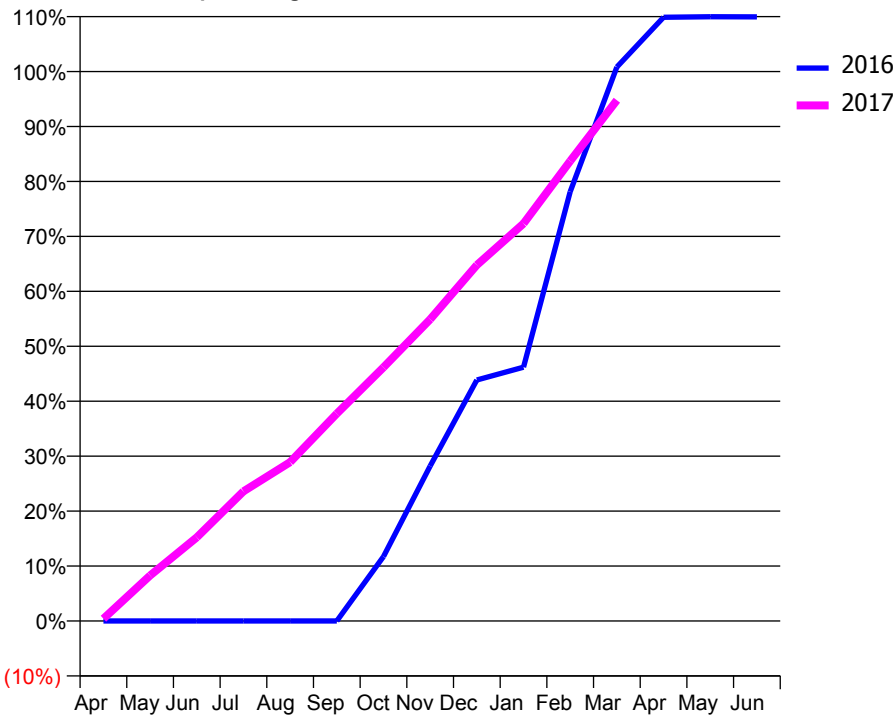
ACCESS*

Patients seen in 24 months	Total	Change since previous quarter
Quarter ending March 2016	2,481	
Quarter ending June 2016	2,713	↑
Quarter ending September 2016	2,861	↑
Quarter ending December 2016	3,176	↑
Quarter ending March 2017	3,361	↑
Variance since March 2016	35.5%	↑



ACTIVITY

Cumulative percentage of contracted UDA delivered 2016 & 2017



Month	Adjusted Scheduled Activity (UDA)	
	2016	2017
April	0	42
May	0	814
June	0	1,497
July	0	2,323
August	0	2,847
September	0	3,714
October	661	4,543
November	1,590	5,404
December	2,471	6,376
January	2,602	7,117
February	4,403	8,238
March	5,681	9,328
April	6,191	
May	6,196	
June	6,195	

QUALITY

	Quantity	Base Number	Contract	AT	Region	England
% of FP17s for the same patient ID Re-attending within 3 months - Children	33	1,087	3.0%	10.2%	13.3%	12.3%
% of FP17s for the same patient ID Re-attending within 3 months - Adults	325	4,289	7.6%	13.7%	17.3%	16.7%
% of FP17s for the same patient ID Re-attending between 3 & 9 months - Children	764	1,087	70.3%	63.0%	58.9%	57.6%
% of FP17s for the same patient ID Re-attending between 3 & 9 months - Adults	2,912	4,289	67.9%	54.4%	52.2%	50.1%
% of FP17s for Band 1 Urgent Courses	173	5,111	3.4%	7.3%	9.2%	9.1%
% of FP17s Relating to Free Repair or Replacements	29	5,111	0.6%	1.0%	1.0%	0.8%
% of FP17s Relating to Continuations	14	5,111	0.3%	1.3%	1.4%	1.2%
% of Patients satisfied with the dentistry they have received	3	3	N/A	93.9%	93.1%	92.8%
% of Patients satisfied with the time they had to wait for an appointment	3	3	N/A	90.0%	89.5%	88.7%

* This is based on patients treated on this contract for their most recent course of treatment. Figures in italics indicate the base number of FP17s or Patient Questionnaire responses are less than 100. N/A is shown where the base number of responses is less than 10 during the period. % is calculated as Quantity/Base number*100

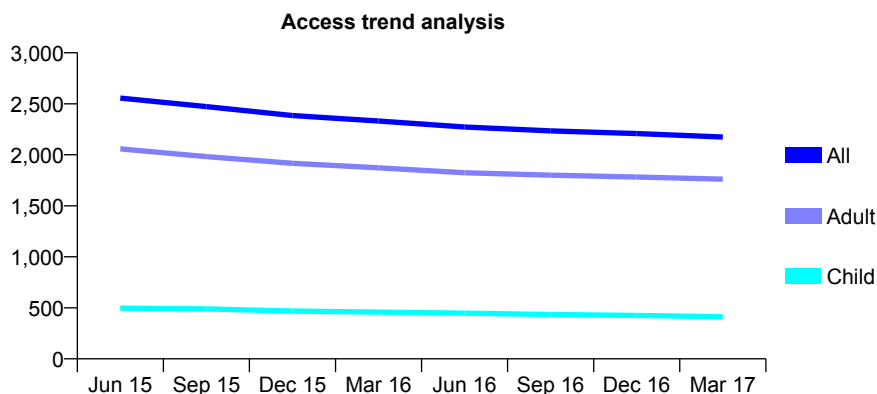
Q50 - Vital Signs At a Glance Contract Report for 878340/0001 - March 2017

Name or company name	Bridge Street Dental Surgery
Contract type name	GDS Contract
Purpose of contract	General
Contract start date	01/06/2012
Contract end date	

16/17 Contracted general activity (UDA)	5,696
Carry forward general activity (UDA)	-114
16/17 Contracted orthodontic activity (UOA)	0
Carry forward orthodontic activity (UOA)	0
Baseline contract value	£169,736.60

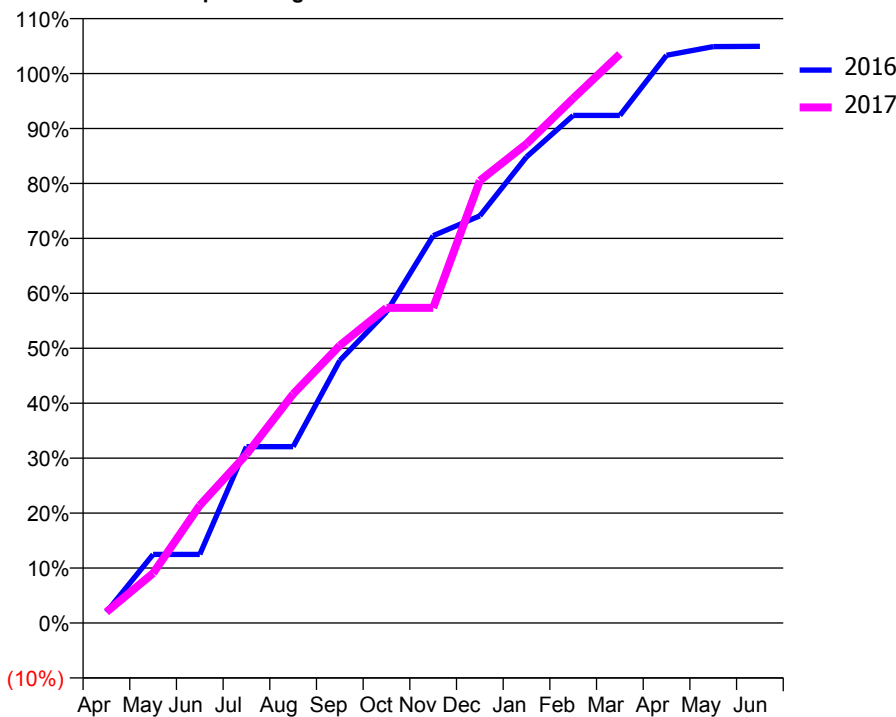
ACCESS*

Patients seen in 24 months	Total	Change since previous quarter
Quarter ending March 2016	2,331	
Quarter ending June 2016	2,272	↓
Quarter ending September 2016	2,235	↓
Quarter ending December 2016	2,208	↓
Quarter ending March 2017	2,174	↓
Variance since March 2016	(6.7%)	↓



ACTIVITY

Cumulative percentage of contracted UDA delivered 2016 & 2017



Month	Adjusted Scheduled Activity (UDA)	
	2016	2017
April	114	114
May	711	516
June	711	1,219
July	1,829	1,748
August	1,829	2,375
September	2,721	2,878
October	3,224	3,267
November	4,015	3,267
December	4,221	4,585
January	4,831	4,967
February	5,261	5,439
March	5,261	5,897
April	5,885	
May	5,974	
June	5,977	

QUALITY

	Quantity	Base Number	Contract	AT	Region	England
% of FP17s for the same patient ID Re-attending within 3 months - Children	36	894	4.0%	10.2%	13.3%	12.3%
% of FP17s for the same patient ID Re-attending within 3 months - Adults	368	3,219	11.4%	13.7%	17.3%	16.7%
% of FP17s for the same patient ID Re-attending between 3 & 9 months - Children	722	894	80.8%	63.0%	58.9%	57.6%
% of FP17s for the same patient ID Re-attending between 3 & 9 months - Adults	2,051	3,219	63.7%	54.4%	52.2%	50.1%
% of FP17s for Band 1 Urgent Courses	104	3,535	2.9%	7.3%	9.2%	9.1%
% of FP17s Relating to Free Repair or Replacements	19	3,535	0.5%	1.0%	1.0%	0.8%
% of FP17s Relating to Continuations	67	3,535	1.9%	1.3%	1.4%	1.2%
% of Patients satisfied with the dentistry they have received	4	4	N/A	93.9%	93.1%	92.8%
% of Patients satisfied with the time they had to wait for an appointment	4	4	N/A	90.0%	89.5%	88.7%

* This is based on patients treated on this contract for their most recent course of treatment. Figures in italics indicate the base number of FP17s or Patient Questionnaire responses are less than 100. N/A is shown where the base number of responses is less than 10 during the period. % is calculated as Quantity/Base number*100

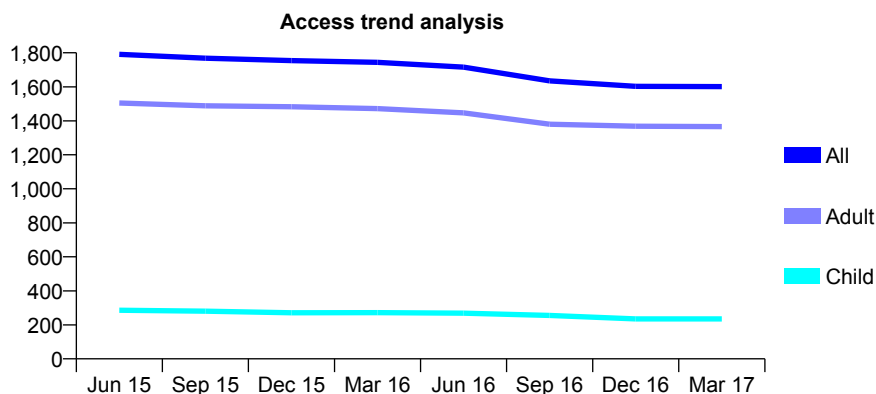
Q50 - Vital Signs At a Glance Contract Report for 895318/0001 - March 2017

Name or company name	Miss Z Ishak
Contract type name	GDS Contract
Purpose of contract	General
Contract start date	01/04/2006
Contract end date	

16/17 Contracted general activity (UDA)	4,303
Carry forward general activity (UDA)	-36
16/17 Contracted orthodontic activity (UOA)	0
Carry forward orthodontic activity (UOA)	0
Baseline contract value	£131,780.27

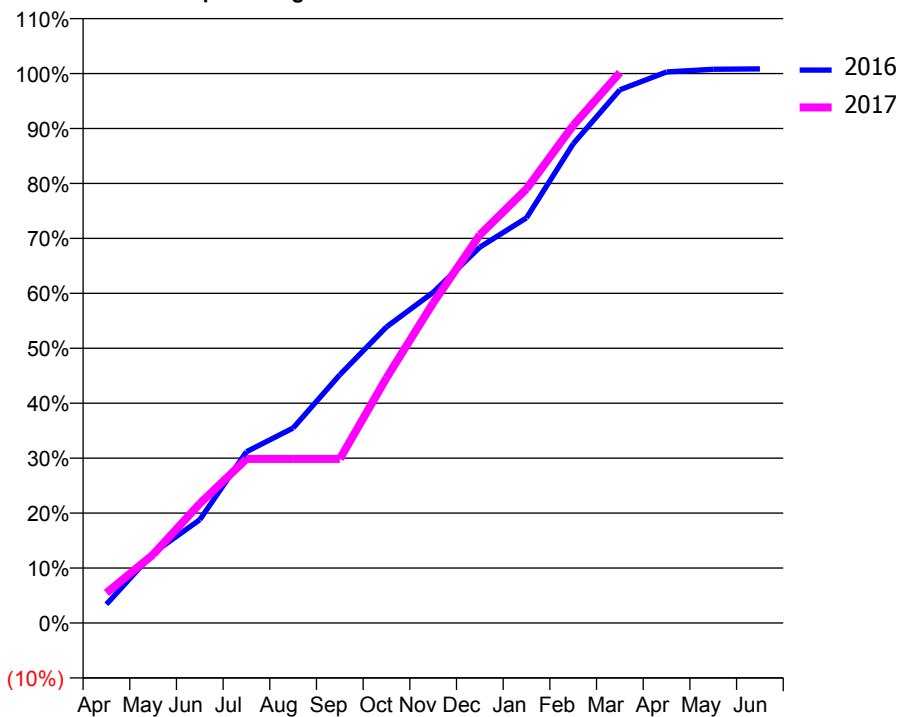
ACCESS*

Patients seen in 24 months	Total	Change since previous quarter
Quarter ending March 2016	1,744	
Quarter ending June 2016	1,716	↓
Quarter ending September 2016	1,635	↓
Quarter ending December 2016	1,603	↓
Quarter ending March 2017	1,601	→
Variance since March 2016	(8.2%)	↓



ACTIVITY

Cumulative percentage of contracted UDA delivered 2016 & 2017



Month	Adjusted Scheduled Activity (UDA)	
	2016	2017
April	147	235
May	548	536
June	809	935
July	1,341	1,285
August	1,528	1,285
September	1,944	1,285
October	2,319	1,920
November	2,589	2,507
December	2,943	3,040
January	3,173	3,399
February	3,752	3,896
March	4,176	4,310
April	4,315	
May	4,336	
June	4,339	

QUALITY

	Quantity	Base Number	Contract	AT	Region	England
% of FP17s for the same patient ID Re-attending within 3 months - Children	12	355	3.4%	10.2%	13.3%	12.3%
% of FP17s for the same patient ID Re-attending within 3 months - Adults	145	1,783	8.1%	13.7%	17.3%	16.7%
% of FP17s for the same patient ID Re-attending between 3 & 9 months - Children	242	355	68.2%	63.0%	58.9%	57.6%
% of FP17s for the same patient ID Re-attending between 3 & 9 months - Adults	745	1,783	41.8%	54.4%	52.2%	50.1%
% of FP17s for Band 1 Urgent Courses	76	2,080	3.7%	7.3%	9.2%	9.1%
% of FP17s Relating to Free Repair or Replacements	6	2,080	0.3%	1.0%	1.0%	0.8%
% of FP17s Relating to Continuations	35	2,080	1.7%	1.3%	1.4%	1.2%
% of Patients satisfied with the dentistry they have received	2	2	N/A	93.9%	93.1%	92.8%
% of Patients satisfied with the time they had to wait for an appointment	2	2	N/A	90.0%	89.5%	88.7%

* This is based on patients treated on this contract for their most recent course of treatment. Figures in italics indicate the base number of FP17s or Patient Questionnaire responses are less than 100. N/A is shown where the base number of responses is less than 10 during the period. % is calculated as Quantity/Base number*100

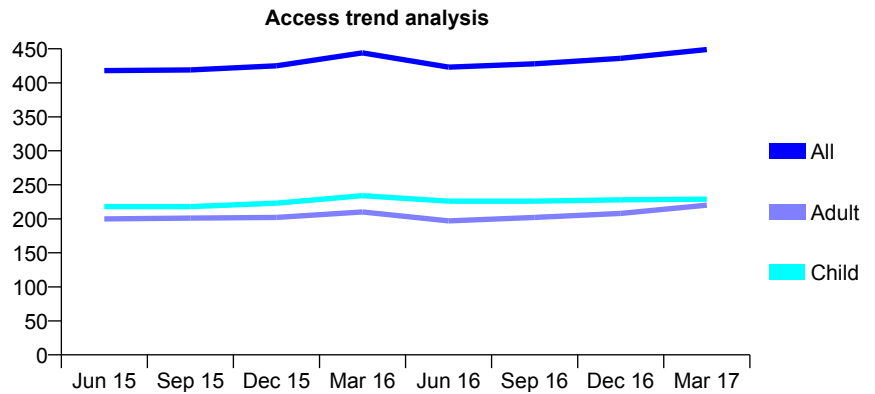
Q50 - Vital Signs At a Glance Contract Report for 911747/0001 - March 2017

Name or company name	MR N MUHAIREZ
Contract type name	GDS Contract
Purpose of contract	General
Contract start date	01/04/2006
Contract end date	

16/17 Contracted general activity (UDA)	1,850
Carry forward general activity (UDA)	0
16/17 Contracted orthodontic activity (UOA)	0
Carry forward orthodontic activity (UOA)	0
Baseline contract value	£42,869.83

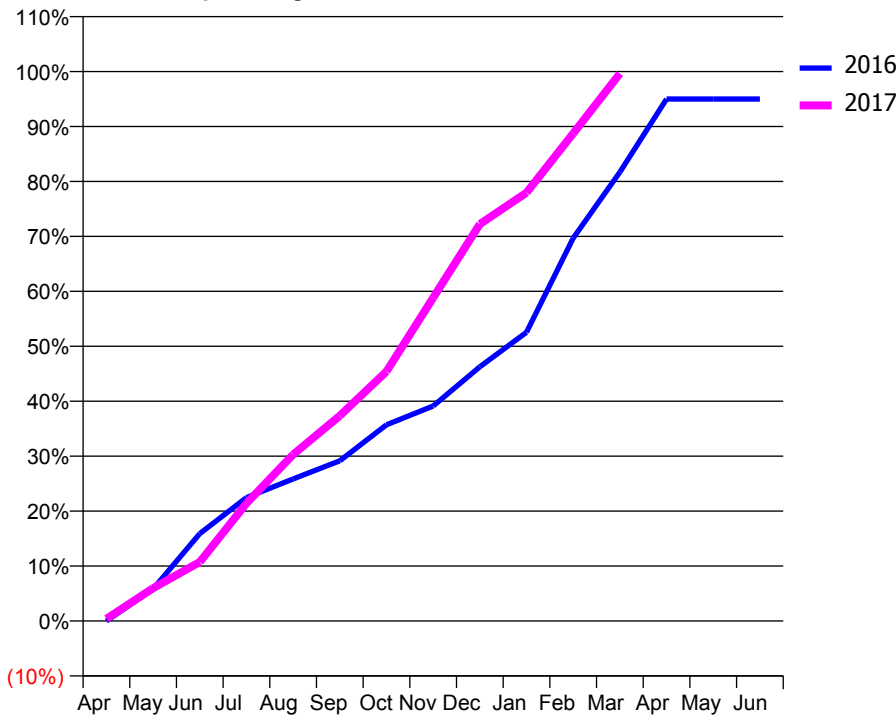
ACCESS*

Patients seen in 24 months	Total	Change since previous quarter
Quarter ending March 2016	444	
Quarter ending June 2016	423	↓
Quarter ending September 2016	428	→
Quarter ending December 2016	436	→
Quarter ending March 2017	449	↑
Variance since March 2016	1.1%	→



ACTIVITY

Cumulative percentage of contracted UDA delivered 2016 & 2017



Month	Adjusted Scheduled Activity (UDA)	
	2016	2017
April	0	7
May	108	111
June	294	199
July	415	396
August	478	560
September	539	691
October	660	840
November	724	1,089
December	856	1,336
January	972	1,442
February	1,289	1,641
March	1,511	1,843
April	1,757	
May	1,757	
June	1,757	

QUALITY

	Quantity	Base Number	Contract	AT	Region	England
% of FP17s for the same patient ID Re-attending within 3 months - Children	34	464	7.3%	10.2%	13.3%	12.3%
% of FP17s for the same patient ID Re-attending within 3 months - Adults	45	349	12.9%	13.7%	17.3%	16.7%
% of FP17s for the same patient ID Re-attending between 3 & 9 months - Children	352	464	75.9%	63.0%	58.9%	57.6%
% of FP17s for the same patient ID Re-attending between 3 & 9 months - Adults	211	349	60.5%	54.4%	52.2%	50.1%
% of FP17s for Band 1 Urgent Courses	20	738	2.7%	7.3%	9.2%	9.1%
% of FP17s Relating to Free Repair or Replacements	4	738	0.5%	1.0%	1.0%	0.8%
% of FP17s Relating to Continuations	1	738	0.1%	1.3%	1.4%	1.2%
% of Patients satisfied with the dentistry they have received	2	2	N/A	93.9%	93.1%	92.8%
% of Patients satisfied with the time they had to wait for an appointment	2	2	N/A	90.0%	89.5%	88.7%

* This is based on patients treated on this contract for their most recent course of treatment. Figures in italics indicate the base number of FP17s or Patient Questionnaire responses are less than 100. N/A is shown where the base number of responses is less than 10 during the period. % is calculated as Quantity/Base number*100

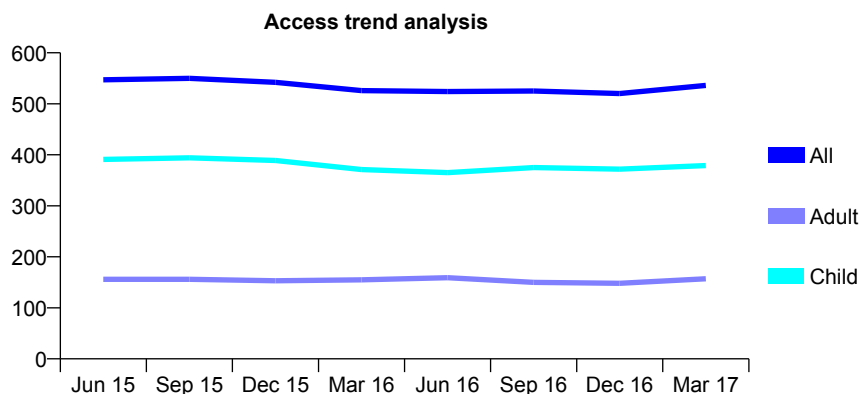
Q50 - Vital Signs At a Glance Contract Report for 915009/0001 - March 2017

Name or company name	MR NJ ALLDAY
Contract type name	GDS Contract
Purpose of contract	General and Orthodontic
Contract start date	01/04/2006
Contract end date	

16/17 Contracted general activity (UDA)	1,000
Carry forward general activity (UDA)	0
16/17 Contracted orthodontic activity (UOA)	147
Carry forward orthodontic activity (UOA)	0
Baseline contract value	£36,413.31

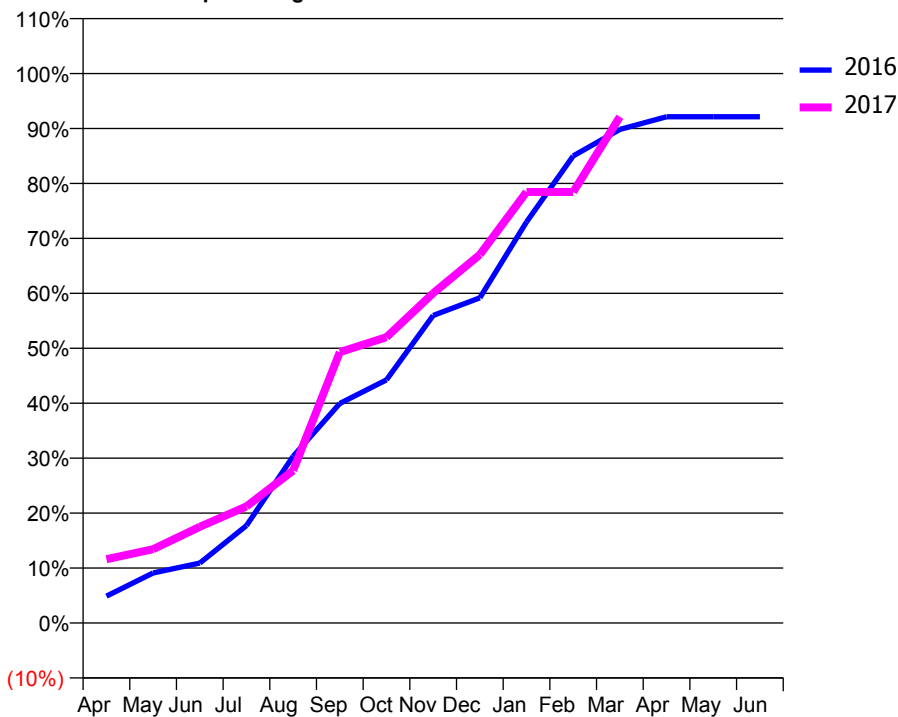
ACCESS*

Patients seen in 24 months	Total	Change since previous quarter
Quarter ending March 2016	526	
Quarter ending June 2016	524	→
Quarter ending September 2016	525	→
Quarter ending December 2016	520	→
Quarter ending March 2017	536	↑
Variance since March 2016	1.9%	→



ACTIVITY

Cumulative percentage of contracted UDA delivered 2016 & 2017



Month	Adjusted Scheduled Activity (UDA)	
	2016	2017
April	49	116
May	91	134
June	109	175
July	177	212
August	303	278
September	400	493
October	443	520
November	560	600
December	592	670
January	730	784
February	850	784
March	898	921
April	921	
May	921	
June	921	

QUALITY

	Quantity	Base Number	Contract	AT	Region	England
% of FP17s for the same patient ID Re-attending within 3 months - Children	78	651	12.0%	10.2%	13.3%	12.3%
% of FP17s for the same patient ID Re-attending within 3 months - Adults	3	100	3.0%	13.7%	17.3%	16.7%
% of FP17s for the same patient ID Re-attending between 3 & 9 months - Children	383	651	58.8%	63.0%	58.9%	57.6%
% of FP17s for the same patient ID Re-attending between 3 & 9 months - Adults	41	100	41.0%	54.4%	52.2%	50.1%
% of FP17s for Band 1 Urgent Courses	7	724	1.0%	7.3%	9.2%	9.1%
% of FP17s Relating to Free Repair or Replacements	1	724	0.1%	1.0%	1.0%	0.8%
% of FP17s Relating to Continuations	0	724	0.0%	1.3%	1.4%	1.2%
% of Patients satisfied with the dentistry they have received	0	0	N/A	93.9%	93.1%	92.8%
% of Patients satisfied with the time they had to wait for an appointment	0	0	N/A	90.0%	89.5%	88.7%

* This is based on patients treated on this contract for their most recent course of treatment. Figures in italics indicate the base number of FP17s or Patient Questionnaire responses are less than 100. N/A is shown where the base number of responses is less than 10 during the period. % is calculated as Quantity/Base number*100

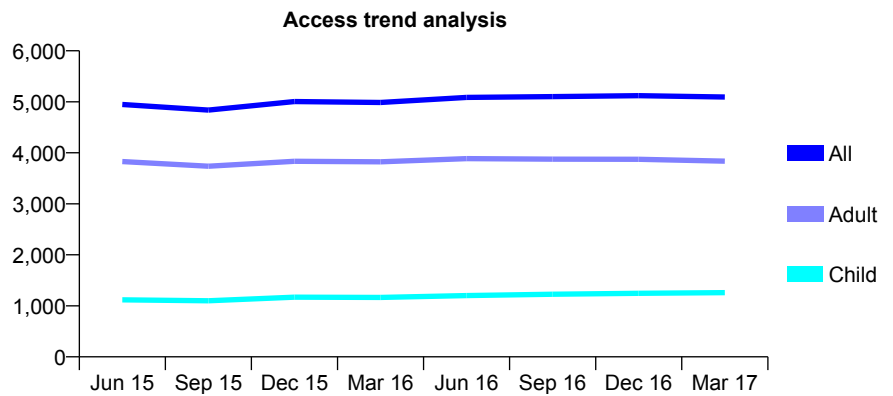
Q50 - Vital Signs At a Glance Contract Report for 917370/0012 - March 2017

Name or company name	MR JS MATHAROO
Contract type name	GDS Contract
Purpose of contract	General
Contract start date	19/02/2009
Contract end date	

16/17 Contracted general activity (UDA)	14,100
Carry forward general activity (UDA)	131
16/17 Contracted orthodontic activity (UOA)	0
Carry forward orthodontic activity (UOA)	0
Baseline contract value	£316,315.69

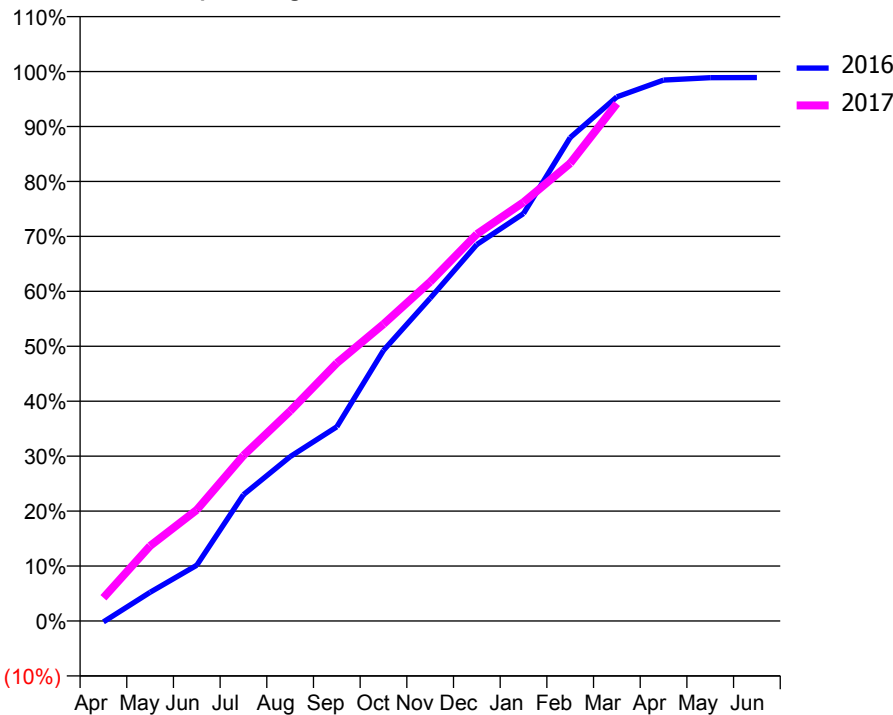
ACCESS*

Patients seen in 24 months	Total	Change since previous quarter
Quarter ending March 2016	4,988	
Quarter ending June 2016	5,086	→
Quarter ending September 2016	5,103	→
Quarter ending December 2016	5,119	→
Quarter ending March 2017	5,094	→
Variance since March 2016	2.1%	↑



ACTIVITY

Cumulative percentage of contracted UDA delivered 2016 & 2017



Month	Adjusted Scheduled Activity (UDA)	
	2016	2017
April	-24	596
May	737	1,927
June	1,431	2,852
July	3,241	4,249
August	4,219	5,386
September	4,985	6,619
October	6,945	7,617
November	8,283	8,703
December	9,662	9,927
January	10,455	10,745
February	12,405	11,746
March	13,448	13,277
April	13,880	
May	13,943	
June	13,944	

QUALITY

	Quantity	Base Number	Contract	AT	Region	England
% of FP17s for the same patient ID Re-attending within 3 months - Children	75	1,736	4.3%	10.2%	13.3%	12.3%
% of FP17s for the same patient ID Re-attending within 3 months - Adults	615	5,316	11.6%	13.7%	17.3%	16.7%
% of FP17s for the same patient ID Re-attending between 3 & 9 months - Children	1,034	1,736	59.6%	63.0%	58.9%	57.6%
% of FP17s for the same patient ID Re-attending between 3 & 9 months - Adults	3,070	5,316	57.8%	54.4%	52.2%	50.1%
% of FP17s for Band 1 Urgent Courses	74	6,802	1.1%	7.3%	9.2%	9.1%
% of FP17s Relating to Free Repair or Replacements	58	6,802	0.9%	1.0%	1.0%	0.8%
% of FP17s Relating to Continuations	58	6,802	0.9%	1.3%	1.4%	1.2%
% of Patients satisfied with the dentistry they have received	10	10	100.0%	93.9%	93.1%	92.8%
% of Patients satisfied with the time they had to wait for an appointment	10	10	100.0%	90.0%	89.5%	88.7%

* This is based on patients treated on this contract for their most recent course of treatment. Figures in italics indicate the base number of FP17s or Patient Questionnaire responses are less than 100. N/A is shown where the base number of responses is less than 10 during the period. % is calculated as Quantity/Base number*100

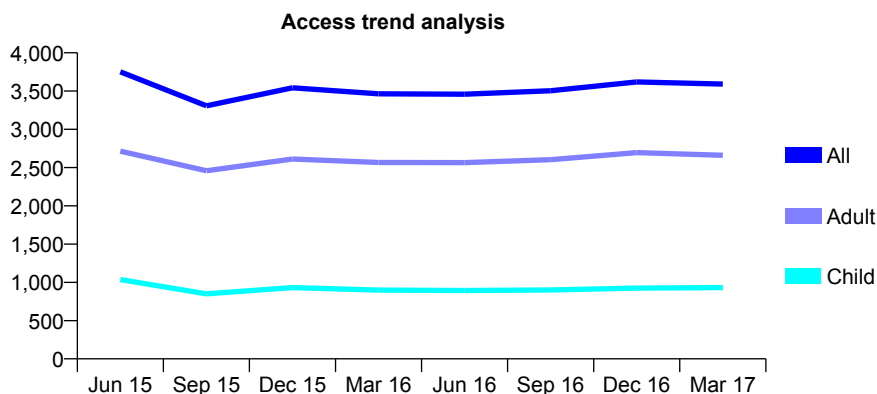
Q50 - Vital Signs At a Glance Contract Report for 925802/0001 - March 2017

Name or company name	MR KB SINCLAIR
Contract type name	GDS Contract
Purpose of contract	General
Contract start date	01/04/2006
Contract end date	

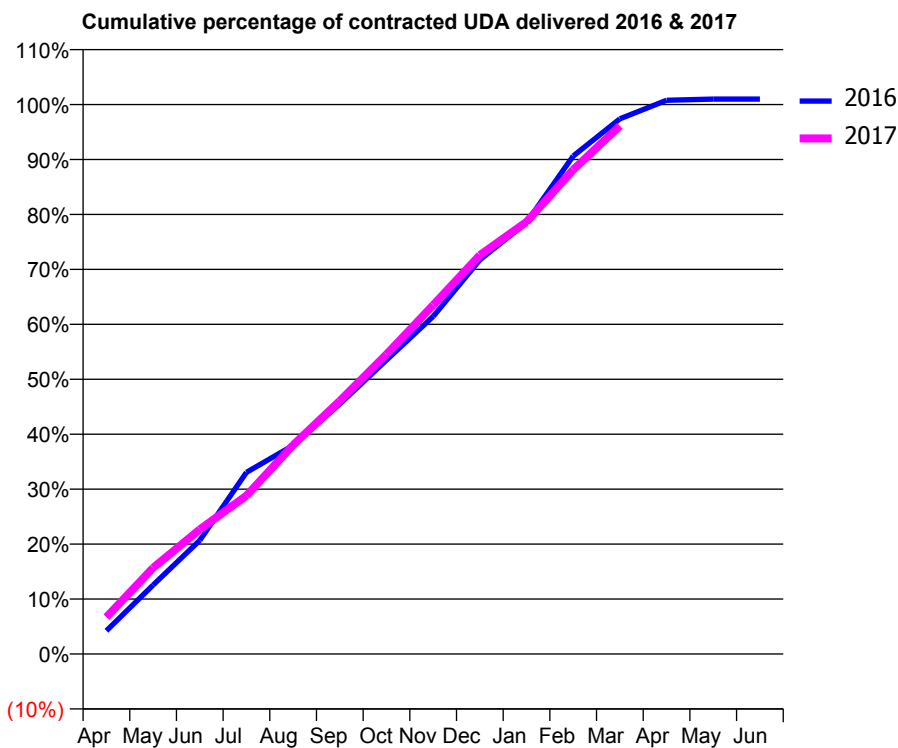
16/17 Contracted general activity (UDA)	10,969
Carry forward general activity (UDA)	-109
16/17 Contracted orthodontic activity (UOA)	0
Carry forward orthodontic activity (UOA)	0
Baseline contract value	£321,237.25

ACCESS*

Patients seen in 24 months	Total	Change since previous quarter
Quarter ending March 2016	3,464	
Quarter ending June 2016	3,458	→
Quarter ending September 2016	3,504	→
Quarter ending December 2016	3,620	↑
Quarter ending March 2017	3,592	→
Variance since March 2016	3.7%	↑



ACTIVITY



Month	Adjusted Scheduled Activity (UDA)	
	2016	2017
April	464	737
May	1,377	1,721
June	2,270	2,487
July	3,627	3,162
August	4,164	4,173
September	4,993	5,054
October	5,869	5,981
November	6,737	6,964
December	7,868	7,964
January	8,616	8,626
February	9,941	9,665
March	10,684	10,541
April	11,054	
May	11,077	
June	11,078	

QUALITY

	Quantity	Base Number	Contract	AT	Region	England
% of FP17s for the same patient ID Re-attending within 3 months - Children	146	1,585	9.2%	10.2%	13.3%	12.3%
% of FP17s for the same patient ID Re-attending within 3 months - Adults	428	3,564	12.0%	13.7%	17.3%	16.7%
% of FP17s for the same patient ID Re-attending between 3 & 9 months - Children	916	1,585	57.8%	63.0%	58.9%	57.6%
% of FP17s for the same patient ID Re-attending between 3 & 9 months - Adults	1,434	3,564	40.2%	54.4%	52.2%	50.1%
% of FP17s for Band 1 Urgent Courses	215	4,967	4.3%	7.3%	9.2%	9.1%
% of FP17s Relating to Free Repair or Replacements	48	4,967	1.0%	1.0%	1.0%	0.8%
% of FP17s Relating to Continuations	51	4,967	1.0%	1.3%	1.4%	1.2%
% of Patients satisfied with the dentistry they have received	10	10	100.0%	93.9%	93.1%	92.8%
% of Patients satisfied with the time they had to wait for an appointment	10	10	100.0%	90.0%	89.5%	88.7%

* This is based on patients treated on this contract for their most recent course of treatment. Figures in italics indicate the base number of FP17s or Patient Questionnaire responses are less than 100. N/A is shown where the base number of responses is less than 10 during the period. % is calculated as Quantity/Base number*100

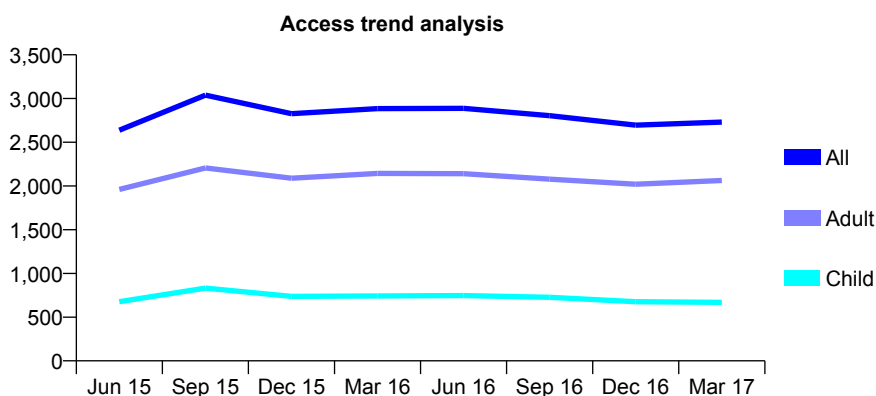
Q50 - Vital Signs At a Glance Contract Report for 925802/0002 - March 2017

Name or company name	MR KB SINCLAIR
Contract type name	GDS Contract
Purpose of contract	General
Contract start date	01/04/2012
Contract end date	

16/17 Contracted general activity (UDA)	8,831
Carry forward general activity (UDA)	-125
16/17 Contracted orthodontic activity (UOA)	0
Carry forward orthodontic activity (UOA)	0
Baseline contract value	£213,502.28

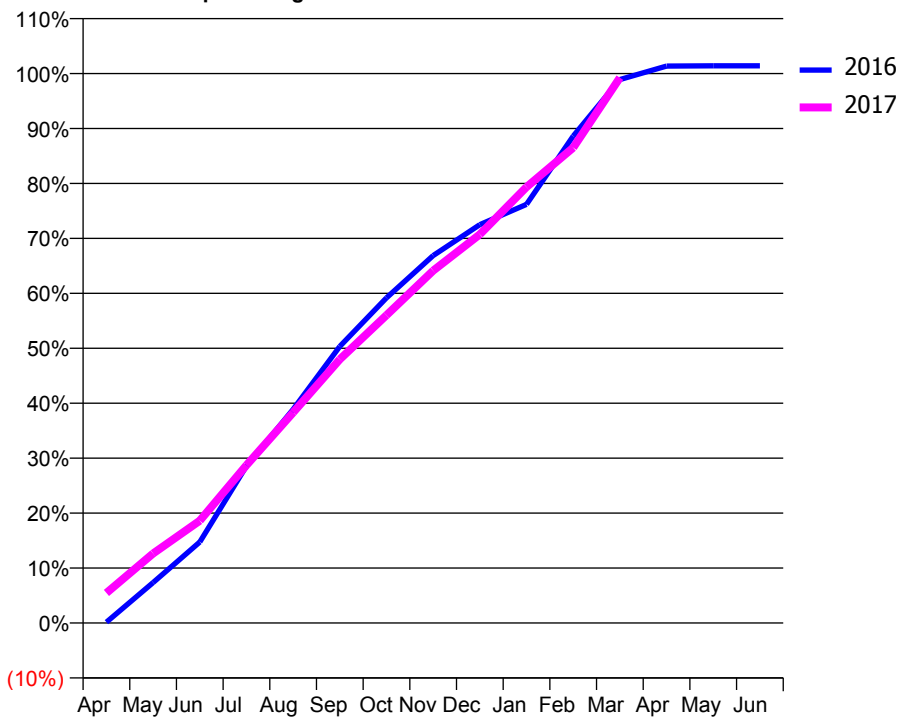
ACCESS*

Patients seen in 24 months	Total	Change since previous quarter
Quarter ending March 2016	2,885	
Quarter ending June 2016	2,887	→
Quarter ending September 2016	2,804	↓
Quarter ending December 2016	2,696	↓
Quarter ending March 2017	2,730	→
Variance since March 2016	(5.4%)	↓



ACTIVITY

Cumulative percentage of contracted UDA delivered 2016 & 2017



Month	Adjusted Scheduled Activity (UDA)	
	2016	2017
April	14	484
May	651	1,118
June	1,302	1,645
July	2,523	2,537
August	3,434	3,383
September	4,446	4,238
October	5,226	4,947
November	5,905	5,663
December	6,402	6,245
January	6,727	7,008
February	7,825	7,638
March	8,733	8,765
April	8,950	
May	8,955	
June	8,956	

QUALITY

	Quantity	Base Number	Contract	AT	Region	England
% of FP17s for the same patient ID Re-attending within 3 months - Children	152	1,348	11.3%	10.2%	13.3%	12.3%
% of FP17s for the same patient ID Re-attending within 3 months - Adults	422	3,359	12.6%	13.7%	17.3%	16.7%
% of FP17s for the same patient ID Re-attending between 3 & 9 months - Children	801	1,348	59.4%	63.0%	58.9%	57.6%
% of FP17s for the same patient ID Re-attending between 3 & 9 months - Adults	1,986	3,359	59.1%	54.4%	52.2%	50.1%
% of FP17s for Band 1 Urgent Courses	128	4,603	2.8%	7.3%	9.2%	9.1%
% of FP17s Relating to Free Repair or Replacements	40	4,603	0.9%	1.0%	1.0%	0.8%
% of FP17s Relating to Continuations	47	4,603	1.0%	1.3%	1.4%	1.2%
% of Patients satisfied with the dentistry they have received	5	6	N/A	93.9%	93.1%	92.8%
% of Patients satisfied with the time they had to wait for an appointment	6	6	N/A	90.0%	89.5%	88.7%

* This is based on patients treated on this contract for their most recent course of treatment. Figures in italics indicate the base number of FP17s or Patient Questionnaire responses are less than 100. N/A is shown where the base number of responses is less than 10 during the period. % is calculated as Quantity/Base number*100

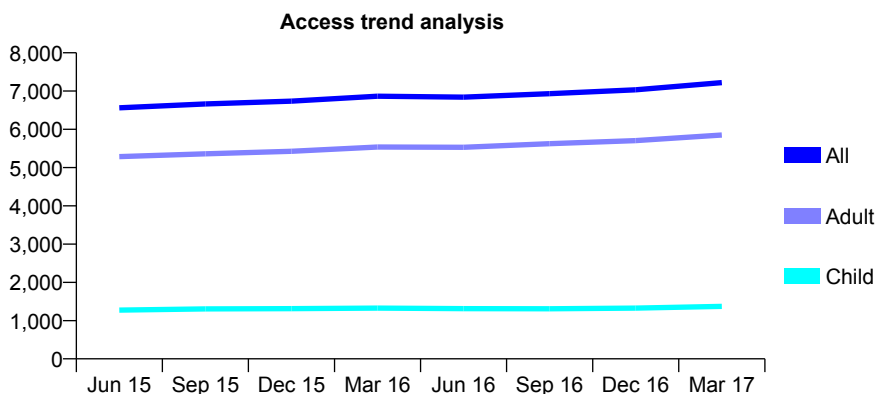
Q50 - Vital Signs At a Glance Contract Report for 938912/0004 - March 2017

Name or company name	MR RF EADES
Contract type name	GDS Contract
Purpose of contract	General
Contract start date	09/09/2012
Contract end date	

16/17 Contracted general activity (UDA)	20,240
Carry forward general activity (UDA)	657
16/17 Contracted orthodontic activity (UOA)	0
Carry forward orthodontic activity (UOA)	0
Baseline contract value	£580,178.17

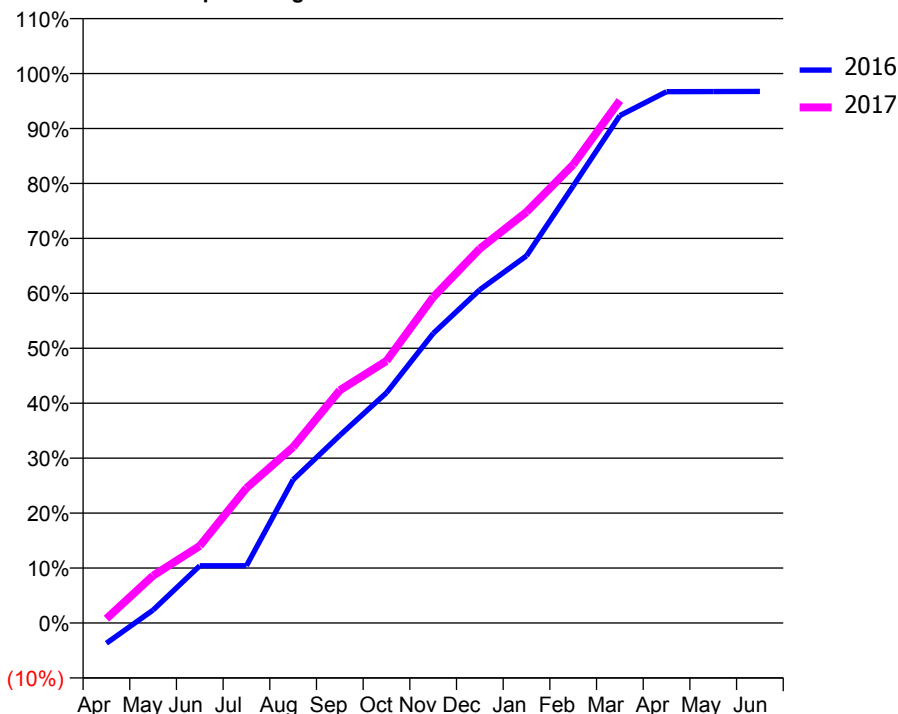
ACCESS*

Patients seen in 24 months	Total	Change since previous quarter
Quarter ending March 2016	6,864	
Quarter ending June 2016	6,842	→
Quarter ending September 2016	6,932	→
Quarter ending December 2016	7,031	→
Quarter ending March 2017	7,221	↑
Variance since March 2016	5.2%	↑



ACTIVITY

Cumulative percentage of contracted UDA delivered 2016 & 2017



Adjusted Scheduled Activity (UDA)

Month	2016	2017
April	-749	159
May	477	1,745
June	2,110	2,844
July	2,110	4,971
August	5,276	6,480
September	6,912	8,574
October	8,478	9,656
November	10,666	12,003
December	12,275	13,791
January	13,523	15,140
February	16,098	16,883
March	18,690	19,246
April	19,573	
May	19,577	
June	19,583	

QUALITY

	Quantity	Base Number	Contract	AT	Region	England
% of FP17s for the same patient ID Re-attending within 3 months - Children	200	2,444	8.2%	10.2%	13.3%	12.3%
% of FP17s for the same patient ID Re-attending within 3 months - Adults	1,494	10,072	14.8%	13.7%	17.3%	16.7%
% of FP17s for the same patient ID Re-attending between 3 & 9 months - Children	1,765	2,444	72.2%	63.0%	58.9%	57.6%
% of FP17s for the same patient ID Re-attending between 3 & 9 months - Adults	6,703	10,072	66.6%	54.4%	52.2%	50.1%
% of FP17s for Band 1 Urgent Courses	637	12,020	5.3%	7.3%	9.2%	9.1%
% of FP17s Relating to Free Repair or Replacements	126	12,020	1.0%	1.0%	1.0%	0.8%
% of FP17s Relating to Continuations	272	12,020	2.3%	1.3%	1.4%	1.2%
% of Patients satisfied with the dentistry they have received	45	48	93.8%	93.9%	93.1%	92.8%
% of Patients satisfied with the time they had to wait for an appointment	46	48	95.8%	90.0%	89.5%	88.7%

* This is based on patients treated on this contract for their most recent course of treatment. Figures in italics indicate the base number of FP17s or Patient Questionnaire responses are less than 100. N/A is shown where the base number of responses is less than 10 during the period. % is calculated as Quantity/Base number*100

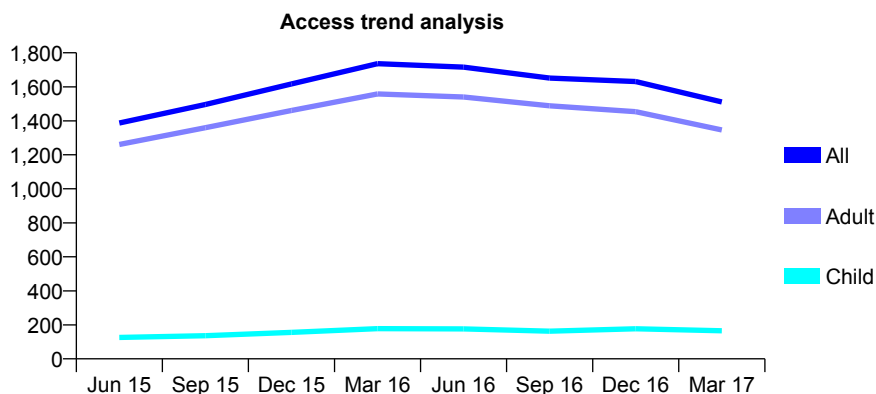
Q50 - Vital Signs At a Glance Contract Report for 939838/0009 - March 2017

Name or company name	MISS Z ISHAK
Contract type name	GDS Contract
Purpose of contract	General
Contract start date	01/09/2014
Contract end date	

16/17 Contracted general activity (UDA)	7,603
Carry forward general activity (UDA)	0
16/17 Contracted orthodontic activity (UOA)	0
Carry forward orthodontic activity (UOA)	0
Baseline contract value	£180,935.82

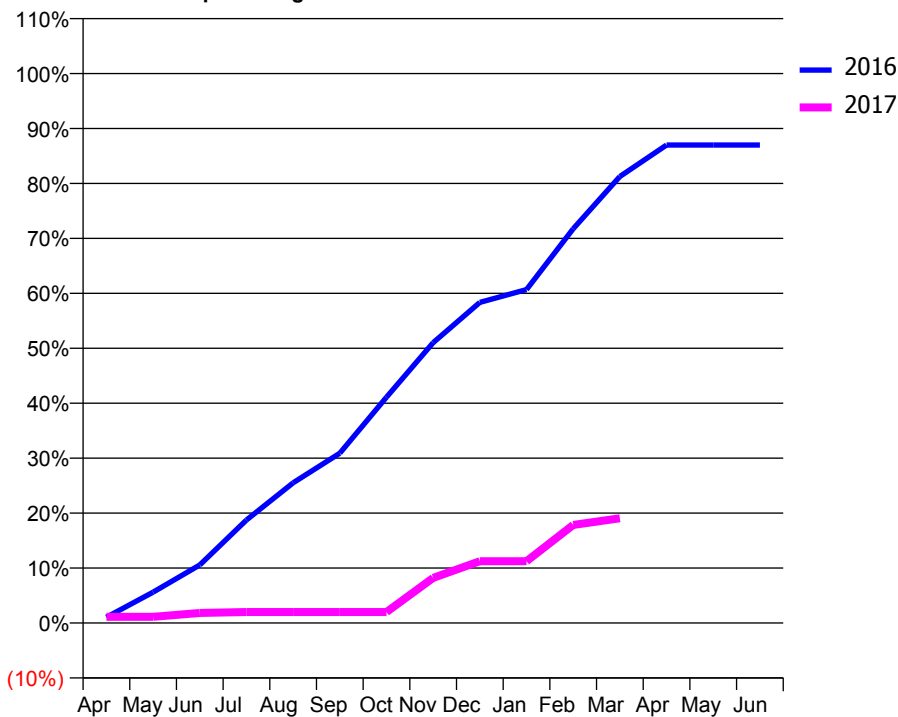
ACCESS*

Patients seen in 24 months	Total	Change since previous quarter
Quarter ending March 2016	1,736	
Quarter ending June 2016	1,716	↓
Quarter ending September 2016	1,651	↓
Quarter ending December 2016	1,631	↓
Quarter ending March 2017	1,511	↓
Variance since March 2016	(13.0%)	↓



ACTIVITY

Cumulative percentage of contracted UDA delivered 2016 & 2017



Month	Adjusted Scheduled Activity (UDA)	
	2016	2017
April	80	86
May	427	86
June	803	140
July	1,424	153
August	1,940	153
September	2,349	153
October	3,125	153
November	3,879	624
December	4,436	855
January	4,614	855
February	5,454	1,358
March	6,178	1,450
April	6,614	
May	6,614	
June	6,614	

QUALITY

	Quantity	Base Number	Contract	AT	Region	England
% of FP17s for the same patient ID Re-attending within 3 months - Children	1	143	0.7%	10.2%	13.3%	12.3%
% of FP17s for the same patient ID Re-attending within 3 months - Adults	63	768	8.2%	13.7%	17.3%	16.7%
% of FP17s for the same patient ID Re-attending between 3 & 9 months - Children	57	143	39.9%	63.0%	58.9%	57.6%
% of FP17s for the same patient ID Re-attending between 3 & 9 months - Adults	298	768	38.8%	54.4%	52.2%	50.1%
% of FP17s for Band 1 Urgent Courses	4	748	0.5%	7.3%	9.2%	9.1%
% of FP17s Relating to Free Repair or Replacements	1	748	0.1%	1.0%	1.0%	0.8%
% of FP17s Relating to Continuations	15	748	2.0%	1.3%	1.4%	1.2%
% of Patients satisfied with the dentistry they have received	8	10	80.0%	93.9%	93.1%	92.8%
% of Patients satisfied with the time they had to wait for an appointment	9	10	90.0%	90.0%	89.5%	88.7%

* This is based on patients treated on this contract for their most recent course of treatment. Figures in italics indicate the base number of FP17s or Patient Questionnaire responses are less than 100. N/A is shown where the base number of responses is less than 10 during the period. % is calculated as Quantity/Base number*100

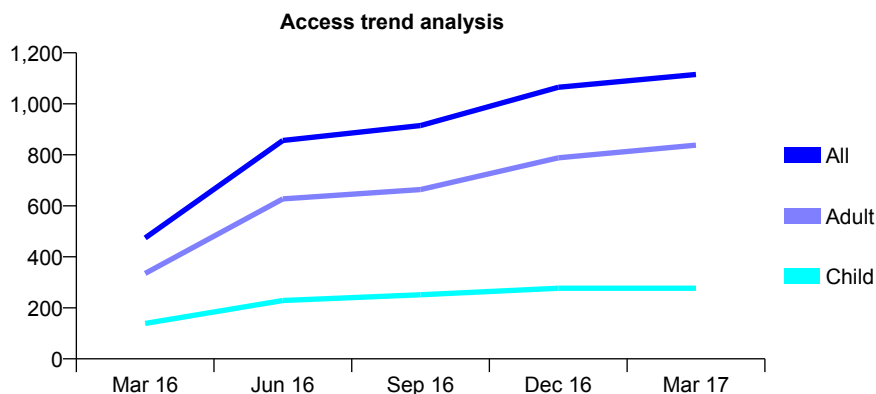
Q50 - Vital Signs At a Glance Contract Report for 939838/0010 - March 2017

Name or company name	MISS Z ISHAK
Contract type name	GDS Contract
Purpose of contract	General
Contract start date	01/10/2015
Contract end date	

16/17 Contracted general activity (UDA)	3,800
Carry forward general activity (UDA)	0
16/17 Contracted orthodontic activity (UOA)	0
Carry forward orthodontic activity (UOA)	0
Baseline contract value	£100,039.87

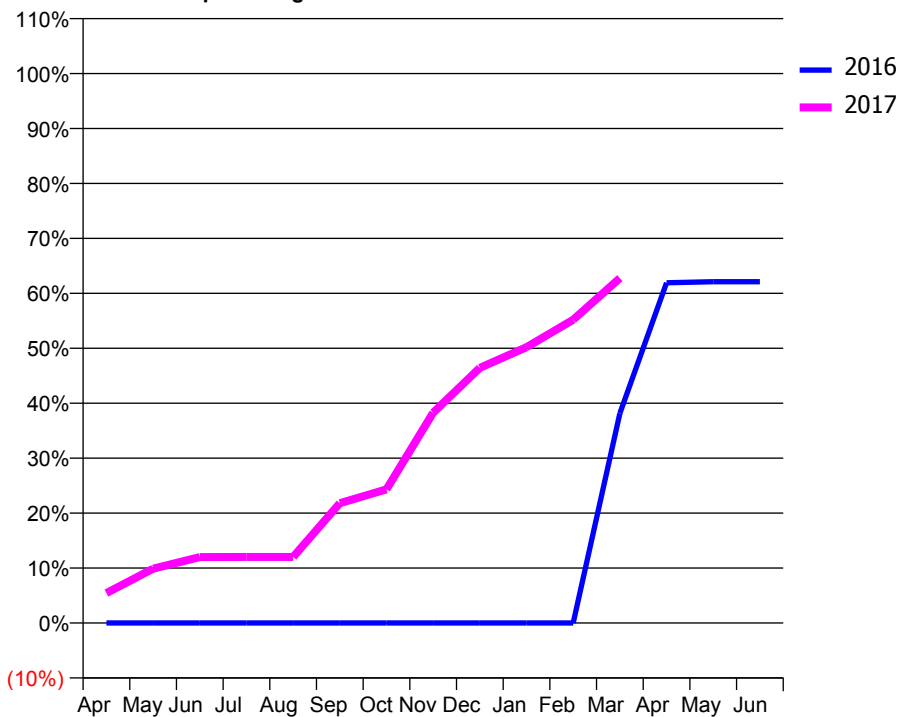
ACCESS*

Patients seen in 24 months	Total	Change since previous quarter
Quarter ending March 2016	474	
Quarter ending June 2016	856	↑
Quarter ending September 2016	915	↑
Quarter ending December 2016	1,065	↑
Quarter ending March 2017	1,115	↑
Variance since March 2016	135.2%	↑



ACTIVITY

Cumulative percentage of contracted UDA delivered 2016 & 2017



Adjusted Scheduled Activity (UDA)

Month	2016	2017
April	0	207
May	0	376
June	0	456
July	0	457
August	0	457
September	0	829
October	0	924
November	0	1,455
December	0	1,764
January	0	1,907
February	0	2,097
March	725	2,385
April	1,176	
May	1,180	
June	1,180	

QUALITY

	Quantity	Base Number	Contract	AT	Region	England
% of FP17s for the same patient ID Re-attending within 3 months - Children	30	414	7.2%	10.2%	13.3%	12.3%
% of FP17s for the same patient ID Re-attending within 3 months - Adults	119	1,188	10.0%	13.7%	17.3%	16.7%
% of FP17s for the same patient ID Re-attending between 3 & 9 months - Children	128	414	30.9%	63.0%	58.9%	57.6%
% of FP17s for the same patient ID Re-attending between 3 & 9 months - Adults	331	1,188	27.9%	54.4%	52.2%	50.1%
% of FP17s for Band 1 Urgent Courses	94	1,400	6.7%	7.3%	9.2%	9.1%
% of FP17s Relating to Free Repair or Replacements	1	1,400	0.1%	1.0%	1.0%	0.8%
% of FP17s Relating to Continuations	17	1,400	1.2%	1.3%	1.4%	1.2%
% of Patients satisfied with the dentistry they have received	8	8	N/A	93.9%	93.1%	92.8%
% of Patients satisfied with the time they had to wait for an appointment	7	8	N/A	90.0%	89.5%	88.7%

* This is based on patients treated on this contract for their most recent course of treatment. Figures in italics indicate the base number of FP17s or Patient Questionnaire responses are less than 100. N/A is shown where the base number of responses is less than 10 during the period. % is calculated as Quantity/Base number*100

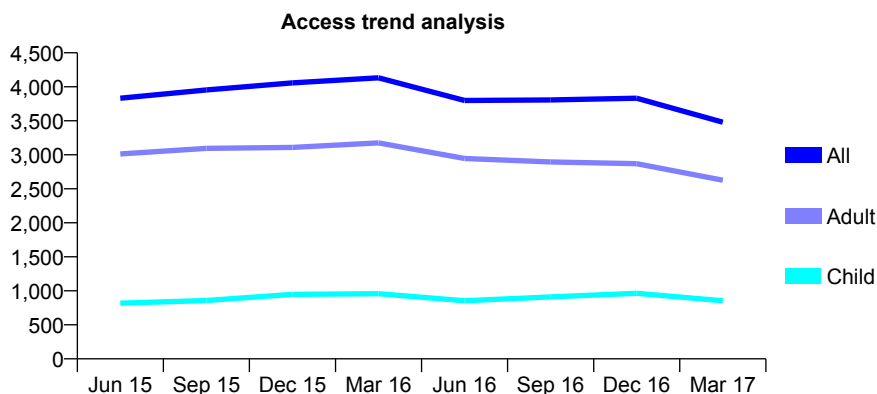
Q50 - Vital Signs At a Glance Contract Report for 950289/0001 - March 2017

Name or company name	MR JS GAKHAL
Contract type name	GDS Contract
Purpose of contract	General
Contract start date	01/04/2006
Contract end date	

16/17 Contracted general activity (UDA)	11,851
Carry forward general activity (UDA)	281
16/17 Contracted orthodontic activity (UOA)	0
Carry forward orthodontic activity (UOA)	0
Baseline contract value	£338,821.54

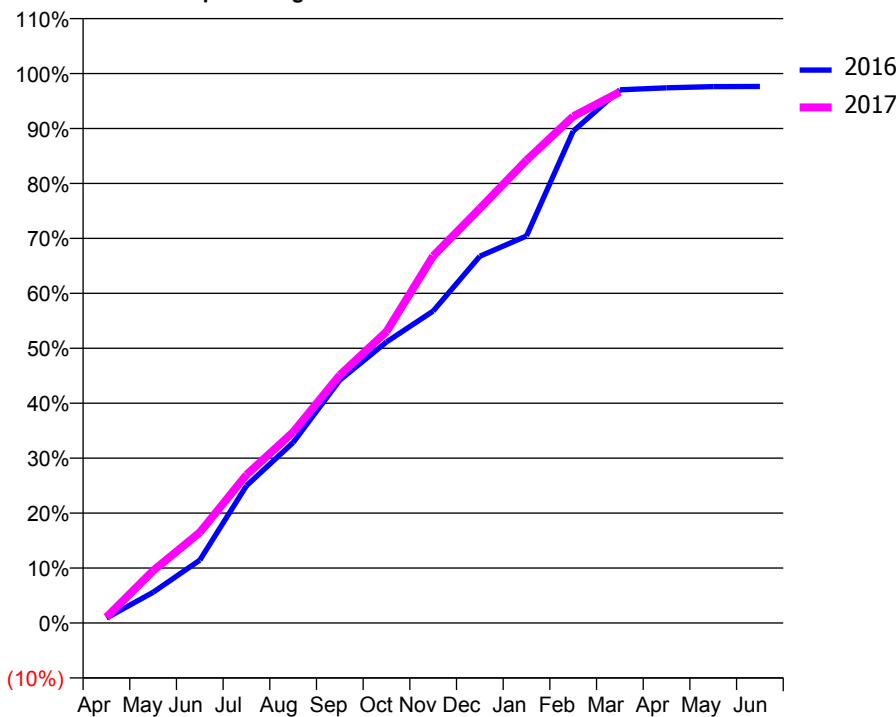
ACCESS*

Patients seen in 24 months	Total	Change since previous quarter
Quarter ending March 2016	4,133	
Quarter ending June 2016	3,799	↓
Quarter ending September 2016	3,806	→
Quarter ending December 2016	3,832	→
Quarter ending March 2017	3,480	↓
Variance since March 2016	(15.8%)	↓



ACTIVITY

Cumulative percentage of contracted UDA delivered 2016 & 2017



Month	Adjusted Scheduled Activity (UDA)	
	2016	2017
April	107	125
May	662	1,130
June	1,357	1,953
July	2,960	3,196
August	3,892	4,117
September	5,239	5,347
October	6,062	6,284
November	6,729	7,915
December	7,911	8,941
January	8,346	9,981
February	10,607	10,926
March	11,500	11,452
April	11,543	
May	11,569	
June	11,570	

QUALITY

	Quantity	Base Number	Contract	AT	Region	England
% of FP17s for the same patient ID Re-attending within 3 months - Children	113	1,236	9.1%	10.2%	13.3%	12.3%
% of FP17s for the same patient ID Re-attending within 3 months - Adults	605	3,415	17.7%	13.7%	17.3%	16.7%
% of FP17s for the same patient ID Re-attending between 3 & 9 months - Children	576	1,236	46.6%	63.0%	58.9%	57.6%
% of FP17s for the same patient ID Re-attending between 3 & 9 months - Adults	1,455	3,415	42.6%	54.4%	52.2%	50.1%
% of FP17s for Band 1 Urgent Courses	434	4,634	9.4%	7.3%	9.2%	9.1%
% of FP17s Relating to Free Repair or Replacements	70	4,634	1.5%	1.0%	1.0%	0.8%
% of FP17s Relating to Continuations	53	4,634	1.1%	1.3%	1.4%	1.2%
% of Patients satisfied with the dentistry they have received	5	5	N/A	93.9%	93.1%	92.8%
% of Patients satisfied with the time they had to wait for an appointment	3	5	N/A	90.0%	89.5%	88.7%

* This is based on patients treated on this contract for their most recent course of treatment. Figures in italics indicate the base number of FP17s or Patient Questionnaire responses are less than 100. N/A is shown where the base number of responses is less than 10 during the period. % is calculated as Quantity/Base number*100

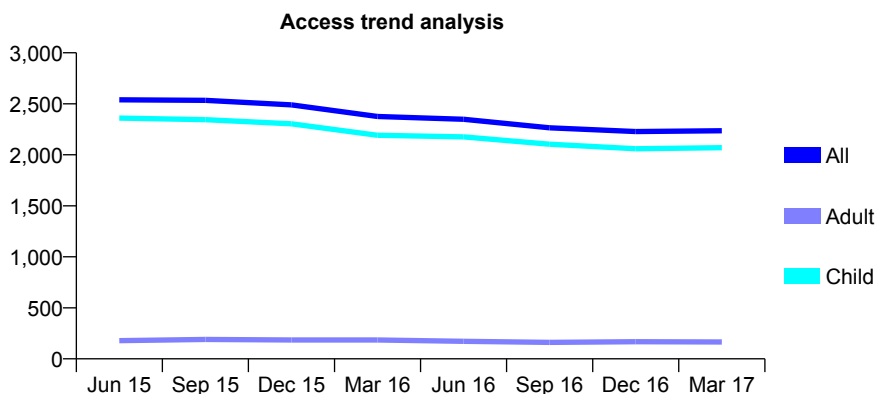
Q50 - Vital Signs At a Glance Contract Report for 952907/0001 - March 2017

Name or company name	Campbell Dental Health
Contract type name	GDS Contract
Purpose of contract	General
Contract start date	01/04/2006
Contract end date	

16/17 Contracted general activity (UDA)	4,232
Carry forward general activity (UDA)	-85
16/17 Contracted orthodontic activity (UOA)	0
Carry forward orthodontic activity (UOA)	0
Baseline contract value	£96,763.15

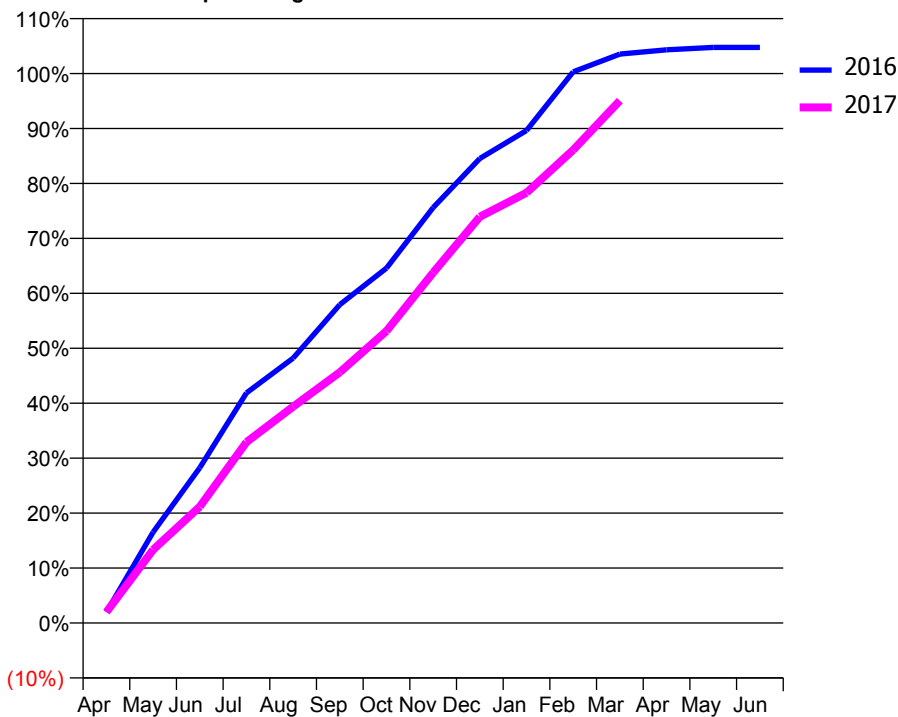
ACCESS*

Patients seen in 24 months	Total	Change since previous quarter
Quarter ending March 2016	2,376	
Quarter ending June 2016	2,348	↓
Quarter ending September 2016	2,265	↓
Quarter ending December 2016	2,228	↓
Quarter ending March 2017	2,236	→
Variance since March 2016	(5.9%)	↓



ACTIVITY

Cumulative percentage of contracted UDA delivered 2016 & 2017



Month	Adjusted Scheduled Activity (UDA)	
	2016	2017
April	85	85
May	700	565
June	1,196	896
July	1,772	1,393
August	2,040	1,666
September	2,452	1,932
October	2,733	2,248
November	3,200	2,698
December	3,578	3,129
January	3,793	3,314
February	4,245	3,643
March	4,381	4,023
April	4,414	
May	4,433	
June	4,433	

QUALITY

	Quantity	Base Number	Contract	AT	Region	England
% of FP17s for the same patient ID Re-attending within 3 months - Children	165	2,955	5.6%	10.2%	13.3%	12.3%
% of FP17s for the same patient ID Re-attending within 3 months - Adults	0	0	N/A	13.7%	17.3%	16.7%
% of FP17s for the same patient ID Re-attending between 3 & 9 months - Children	1,689	2,955	57.2%	63.0%	58.9%	57.6%
% of FP17s for the same patient ID Re-attending between 3 & 9 months - Adults	0	0	N/A	54.4%	52.2%	50.1%
% of FP17s for Band 1 Urgent Courses	110	2,924	3.8%	7.3%	9.2%	9.1%
% of FP17s Relating to Free Repair or Replacements	0	2,924	0.0%	1.0%	1.0%	0.8%
% of FP17s Relating to Continuations	0	2,924	0.0%	1.3%	1.4%	1.2%
% of Patients satisfied with the dentistry they have received	2	2	N/A	93.9%	93.1%	92.8%
% of Patients satisfied with the time they had to wait for an appointment	2	2	N/A	90.0%	89.5%	88.7%

* This is based on patients treated on this contract for their most recent course of treatment. Figures in italics indicate the base number of FP17s or Patient Questionnaire responses are less than 100. N/A is shown where the base number of responses is less than 10 during the period. % is calculated as Quantity/Base number*100

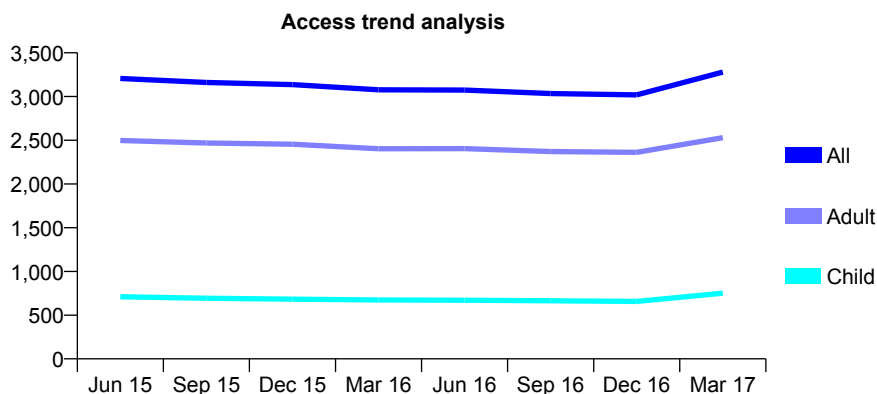
Q50 - Vital Signs At a Glance Contract Report for 962147/0002 - March 2017

Name or company name	MS Z NEMCIK
Contract type name	GDS Contract
Purpose of contract	General
Contract start date	01/07/2011
Contract end date	

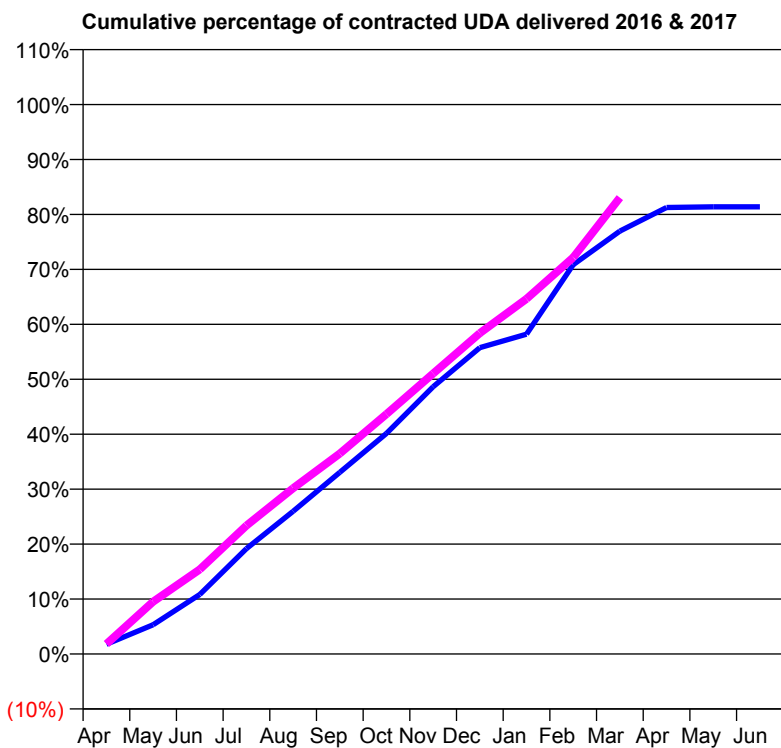
16/17 Contracted general activity (UDA)	10,769
Carry forward general activity (UDA)	0
16/17 Contracted orthodontic activity (UOA)	0
Carry forward orthodontic activity (UOA)	0
Baseline contract value	£330,110.16

ACCESS*

Patients seen in 24 months	Total	Change since previous quarter
Quarter ending March 2016	3,077	
Quarter ending June 2016	3,074	→
Quarter ending September 2016	3,034	↓
Quarter ending December 2016	3,019	→
Quarter ending March 2017	3,280	↑
Variance since March 2016	6.6%	↑



ACTIVITY



Month	Adjusted Scheduled Activity (UDA)	
	2016	2017
April	191	199
May	573	1,025
June	1,166	1,659
July	2,067	2,518
August	2,798	3,249
September	3,561	3,928
October	4,325	4,703
November	5,239	5,496
December	6,003	6,289
January	6,269	6,960
February	7,631	7,770
March	8,288	8,944
April	8,750	
May	8,764	
June	8,764	

QUALITY

	Quantity	Base Number	Contract	AT	Region	England
% of FP17s for the same patient ID Re-attending within 3 months - Children	93	1,024	9.1%	10.2%	13.3%	12.3%
% of FP17s for the same patient ID Re-attending within 3 months - Adults	567	3,715	15.3%	13.7%	17.3%	16.7%
% of FP17s for the same patient ID Re-attending between 3 & 9 months - Children	503	1,024	49.1%	63.0%	58.9%	57.6%
% of FP17s for the same patient ID Re-attending between 3 & 9 months - Adults	2,084	3,715	56.1%	54.4%	52.2%	50.1%
% of FP17s for Band 1 Urgent Courses	255	4,500	5.7%	7.3%	9.2%	9.1%
% of FP17s Relating to Free Repair or Replacements	47	4,500	1.0%	1.0%	1.0%	0.8%
% of FP17s Relating to Continuations	62	4,500	1.4%	1.3%	1.4%	1.2%
% of Patients satisfied with the dentistry they have received	6	6	N/A	93.9%	93.1%	92.8%
% of Patients satisfied with the time they had to wait for an appointment	4	6	N/A	90.0%	89.5%	88.7%

* This is based on patients treated on this contract for their most recent course of treatment. Figures in italics indicate the base number of FP17s or Patient Questionnaire responses are less than 100. N/A is shown where the base number of responses is less than 10 during the period. % is calculated as Quantity/Base number*100

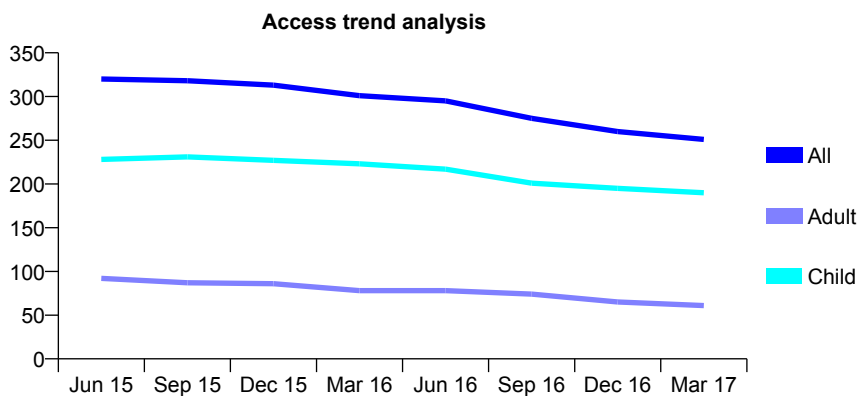
Q50 - Vital Signs At a Glance Contract Report for 999334/0001 - March 2017

Name or company name	MR EO DUODU
Contract type name	GDS Contract
Purpose of contract	General and Orthodontic
Contract start date	01/04/2006
Contract end date	

16/17 Contracted general activity (UDA)	1,043
Carry forward general activity (UDA)	0
16/17 Contracted orthodontic activity (UOA)	154
Carry forward orthodontic activity (UOA)	2
Baseline contract value	£41,140.46

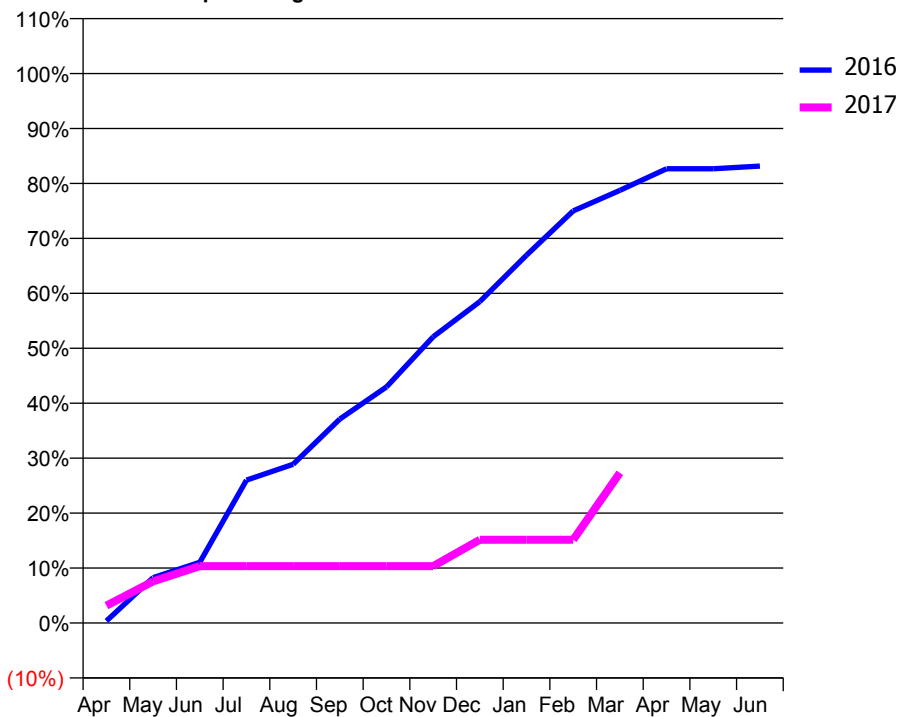
ACCESS*

Patients seen in 24 months	Total	Change since previous quarter
Quarter ending March 2016	301	
Quarter ending June 2016	295	↓
Quarter ending September 2016	275	↓
Quarter ending December 2016	260	↓
Quarter ending March 2017	251	↓
Variance since March 2016	(16.6%)	↓



ACTIVITY

Cumulative percentage of contracted UDA delivered 2016 & 2017



Adjusted Scheduled Activity (UDA)

Month	2016	2017
April	4	33
May	86	79
June	115	108
July	271	108
August	301	108
September	387	108
October	448	108
November	543	108
December	610	158
January	698	158
February	782	158
March	821	285
April	862	
May	862	
June	867	

QUALITY

	Quantity	Base Number	Contract	AT	Region	England
% of FP17s for the same patient ID Re-attending within 3 months - Children	17	166	10.2%	10.2%	13.3%	12.3%
% of FP17s for the same patient ID Re-attending within 3 months - Adults	2	27	7.4%	13.7%	17.3%	16.7%
% of FP17s for the same patient ID Re-attending between 3 & 9 months - Children	81	166	48.8%	63.0%	58.9%	57.6%
% of FP17s for the same patient ID Re-attending between 3 & 9 months - Adults	17	27	63.0%	54.4%	52.2%	50.1%
% of FP17s for Band 1 Urgent Courses	0	150	0.0%	7.3%	9.2%	9.1%
% of FP17s Relating to Free Repair or Replacements	0	150	0.0%	1.0%	1.0%	0.8%
% of FP17s Relating to Continuations	8	150	5.3%	1.3%	1.4%	1.2%
% of Patients satisfied with the dentistry they have received	0	0	N/A	93.9%	93.1%	92.8%
% of Patients satisfied with the time they had to wait for an appointment	0	0	N/A	90.0%	89.5%	88.7%

* This is based on patients treated on this contract for their most recent course of treatment. Figures in italics indicate the base number of FP17s or Patient Questionnaire responses are less than 100. N/A is shown where the base number of responses is less than 10 during the period. % is calculated as Quantity/Base number*100

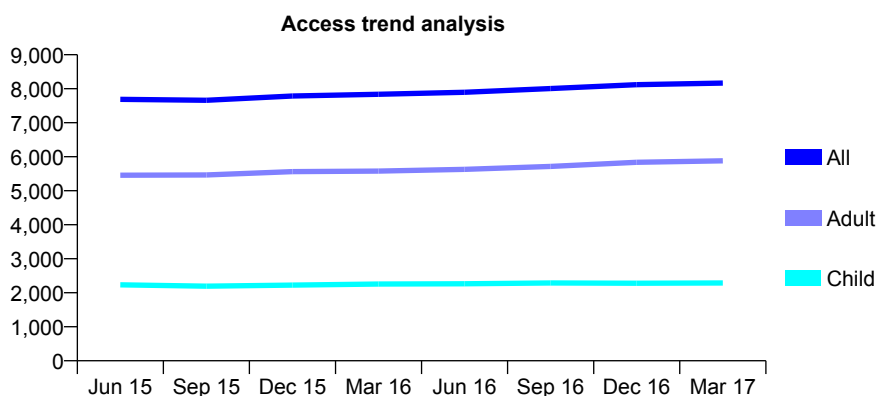
Q51 - Vital Signs At a Glance Contract Report for 101281/0026 - March 2017

Name or company name	OASIS DENTAL CARE LTD
Contract type name	GDS Contract
Purpose of contract	General
Contract start date	01/04/2006
Contract end date	

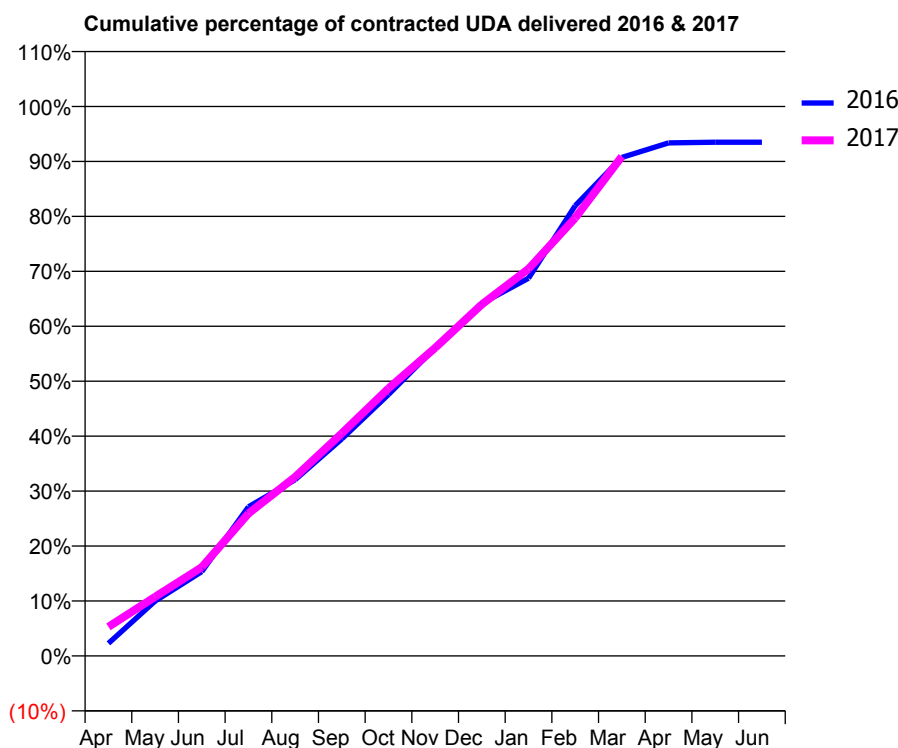
16/17 Contracted general activity (UDA)	25,823
Carry forward general activity (UDA)	0
16/17 Contracted orthodontic activity (UOA)	0
Carry forward orthodontic activity (UOA)	0
Baseline contract value	£610,084.10

ACCESS*

Patients seen in 24 months	Total	Change since previous quarter
Quarter ending March 2016	7,837	
Quarter ending June 2016	7,895	→
Quarter ending September 2016	8,004	→
Quarter ending December 2016	8,119	→
Quarter ending March 2017	8,168	→
Variance since March 2016	4.2%	↑



ACTIVITY



Month	Adjusted Scheduled Activity (UDA)	
	2016	2017
April	593	1,372
May	2,576	2,778
June	3,967	4,173
July	7,006	6,694
August	8,282	8,416
September	10,197	10,464
October	12,283	12,576
November	14,479	14,480
December	16,566	16,522
January	17,749	18,191
February	21,156	20,585
March	23,424	23,473
April	24,109	
May	24,140	
June	24,144	

QUALITY

	Quantity	Base Number	Contract	AT	Region	England
% of FP17s for the same patient ID Re-attending within 3 months - Children	381	3,679	10.4%	10.5%	13.3%	12.3%
% of FP17s for the same patient ID Re-attending within 3 months - Adults	1,213	8,558	14.2%	15.4%	17.3%	16.7%
% of FP17s for the same patient ID Re-attending between 3 & 9 months - Children	2,364	3,679	64.3%	58.5%	58.9%	57.6%
% of FP17s for the same patient ID Re-attending between 3 & 9 months - Adults	5,129	8,558	59.9%	52.3%	52.2%	50.1%
% of FP17s for Band 1 Urgent Courses	742	11,854	6.3%	7.7%	9.2%	9.1%
% of FP17s Relating to Free Repair or Replacements	239	11,854	2.0%	1.3%	1.0%	0.8%
% of FP17s Relating to Continuations	209	11,854	1.8%	1.6%	1.4%	1.2%
% of Patients satisfied with the dentistry they have received	7	8	N/A	94.2%	93.1%	92.8%
% of Patients satisfied with the time they had to wait for an appointment	7	8	N/A	88.8%	89.5%	88.7%

* This is based on patients treated on this contract for their most recent course of treatment. Figures in italics indicate the base number of FP17s or Patient Questionnaire responses are less than 100. N/A is shown where the base number of responses is less than 10 during the period. % is calculated as Quantity/Base number*100

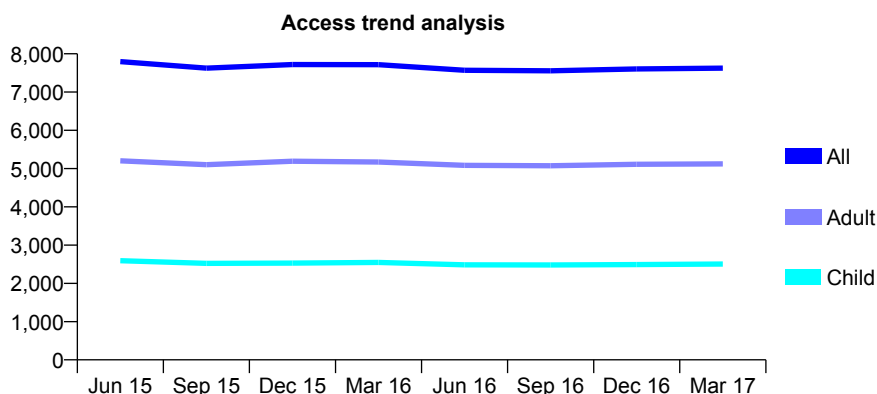
Q51 - Vital Signs At a Glance Contract Report for 101281/0179 - March 2017

Name or company name	OASIS DENTAL CARE LTD
Contract type name	GDS Contract
Purpose of contract	General
Contract start date	01/06/2008
Contract end date	

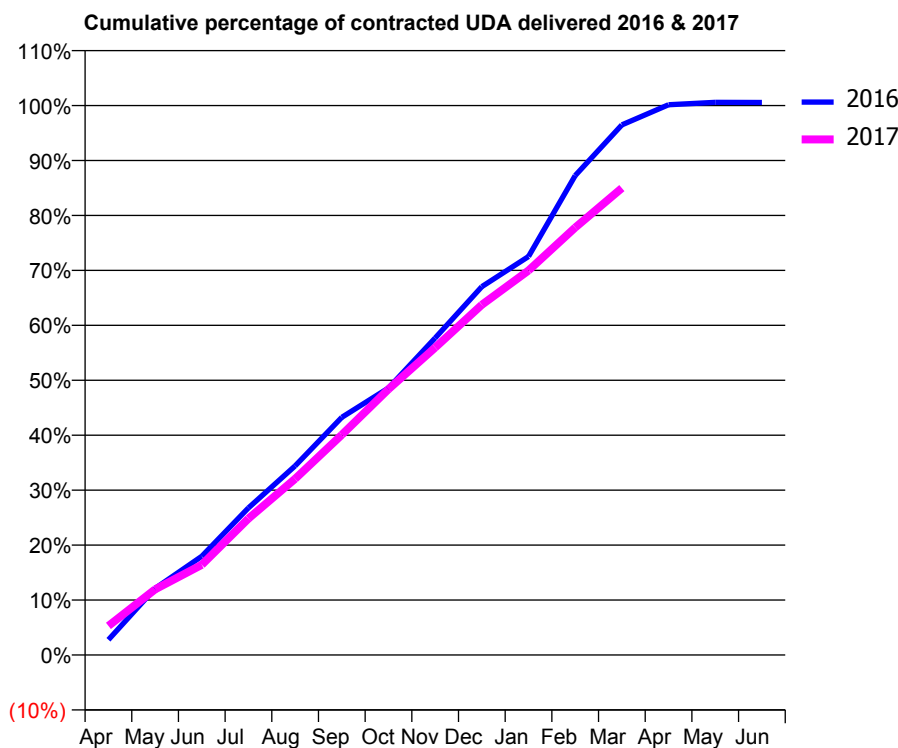
16/17 Contracted general activity (UDA)	25,086
Carry forward general activity (UDA)	-141
16/17 Contracted orthodontic activity (UOA)	0
Carry forward orthodontic activity (UOA)	0
Baseline contract value	£725,843.64

ACCESS*

Patients seen in 24 months	Total	Change since previous quarter
Quarter ending March 2016	7,716	
Quarter ending June 2016	7,569	↓
Quarter ending September 2016	7,555	→
Quarter ending December 2016	7,604	→
Quarter ending March 2017	7,627	→
Variance since March 2016	(1.2%)	↓



ACTIVITY



Month	Adjusted Scheduled Activity (UDA)	
	2016	2017
April	696	1,330
May	3,039	2,999
June	4,507	4,117
July	6,717	6,228
August	8,634	8,043
September	10,853	10,055
October	12,193	12,138
November	14,474	14,033
December	16,815	15,987
January	18,193	17,552
February	21,886	19,513
March	24,202	21,314
April	25,121	
May	25,229	
June	25,227	

QUALITY

	Quantity	Base Number	Contract	AT	Region	England
% of FP17s for the same patient ID Re-attending within 3 months - Children	166	3,295	5.0%	10.5%	13.3%	12.3%
% of FP17s for the same patient ID Re-attending within 3 months - Adults	477	6,320	7.5%	15.4%	17.3%	16.7%
% of FP17s for the same patient ID Re-attending between 3 & 9 months - Children	1,937	3,295	58.8%	58.5%	58.9%	57.6%
% of FP17s for the same patient ID Re-attending between 3 & 9 months - Adults	3,683	6,320	58.3%	52.3%	52.2%	50.1%
% of FP17s for Band 1 Urgent Courses	183	9,140	2.0%	7.7%	9.2%	9.1%
% of FP17s Relating to Free Repair or Replacements	69	9,140	0.8%	1.3%	1.0%	0.8%
% of FP17s Relating to Continuations	69	9,140	0.8%	1.6%	1.4%	1.2%
% of Patients satisfied with the dentistry they have received	14	14	100.0%	94.2%	93.1%	92.8%
% of Patients satisfied with the time they had to wait for an appointment	13	14	92.9%	88.8%	89.5%	88.7%

* This is based on patients treated on this contract for their most recent course of treatment. Figures in italics indicate the base number of FP17s or Patient Questionnaire responses are less than 100. N/A is shown where the base number of responses is less than 10 during the period. % is calculated as Quantity/Base number*100

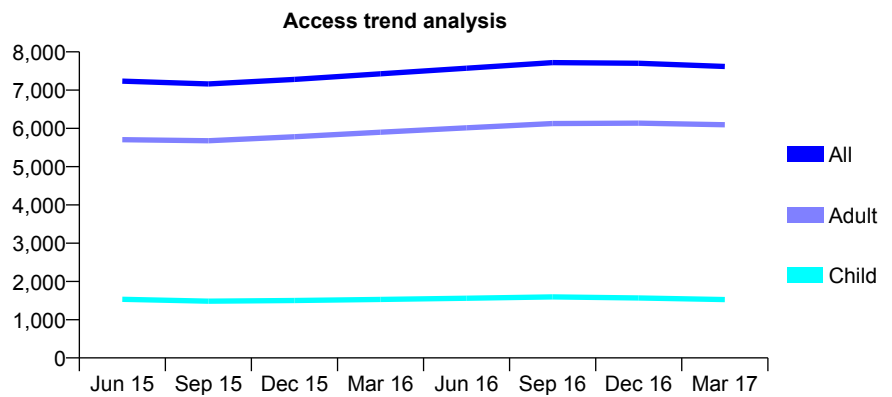
Q51 - Vital Signs At a Glance Contract Report for 101338/0069 - March 2017

Name or company name	Whitecross Dental Care Limited
Contract type name	GDS Contract
Purpose of contract	General and Orthodontic
Contract start date	01/11/2008
Contract end date	

16/17 Contracted general activity (UDA)	24,277
Carry forward general activity (UDA)	0
16/17 Contracted orthodontic activity (UOA)	1,008
Carry forward orthodontic activity (UOA)	0
Baseline contract value	£752,347.69

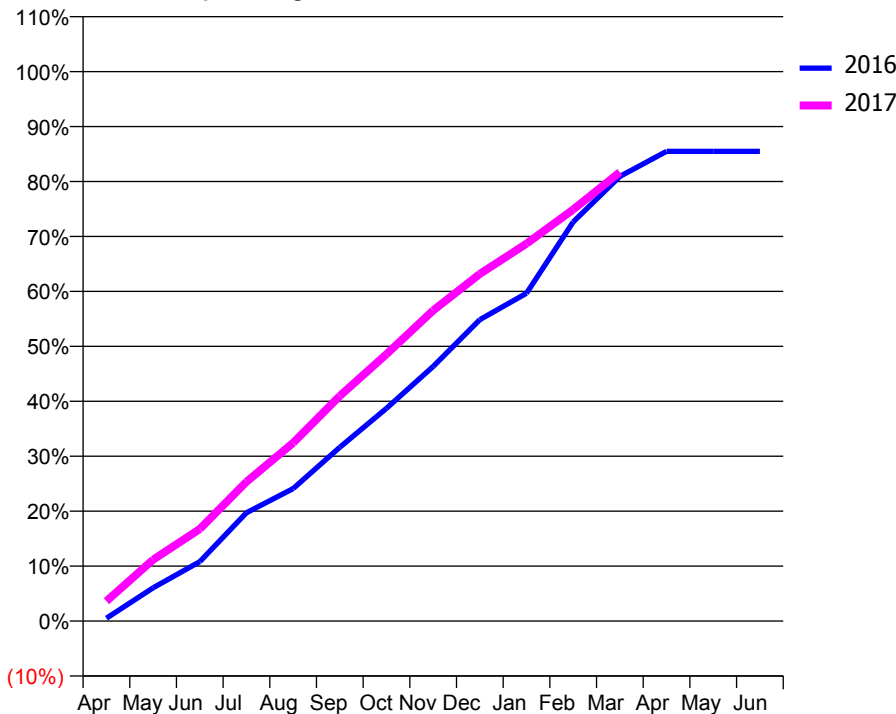
ACCESS*

Patients seen in 24 months	Total	Change since previous quarter
Quarter ending March 2016	7,427	
Quarter ending June 2016	7,574	→
Quarter ending September 2016	7,719	→
Quarter ending December 2016	7,703	→
Quarter ending March 2017	7,620	↓
Variance since March 2016	2.6%	↑



ACTIVITY

Cumulative percentage of contracted UDA delivered 2016 & 2017



Month	Adjusted Scheduled Activity (UDA)	
	2016	2017
April	125	881
May	1,470	2,712
June	2,625	4,065
July	4,784	6,151
August	5,855	7,876
September	7,678	9,948
October	9,397	11,792
November	11,251	13,723
December	13,319	15,341
January	14,483	16,674
February	17,633	18,184
March	19,647	19,835
April	20,754	
May	20,754	
June	20,754	

QUALITY

	Quantity	Base Number	Contract	AT	Region	England
% of FP17s for the same patient ID Re-attending within 3 months - Children	261	2,116	12.3%	10.5%	13.3%	12.3%
% of FP17s for the same patient ID Re-attending within 3 months - Adults	1,047	7,432	14.1%	15.4%	17.3%	16.7%
% of FP17s for the same patient ID Re-attending between 3 & 9 months - Children	1,010	2,116	47.7%	58.5%	58.9%	57.6%
% of FP17s for the same patient ID Re-attending between 3 & 9 months - Adults	3,091	7,432	41.6%	52.3%	52.2%	50.1%
% of FP17s for Band 1 Urgent Courses	656	9,045	7.3%	7.7%	9.2%	9.1%
% of FP17s Relating to Free Repair or Replacements	133	9,045	1.5%	1.3%	1.0%	0.8%
% of FP17s Relating to Continuations	256	9,045	2.8%	1.6%	1.4%	1.2%
% of Patients satisfied with the dentistry they have received	16	18	88.9%	94.2%	93.1%	92.8%
% of Patients satisfied with the time they had to wait for an appointment	14	18	77.8%	88.8%	89.5%	88.7%

* This is based on patients treated on this contract for their most recent course of treatment. Figures in italics indicate the base number of FP17s or Patient Questionnaire responses are less than 100. N/A is shown where the base number of responses is less than 10 during the period. % is calculated as Quantity/Base number*100

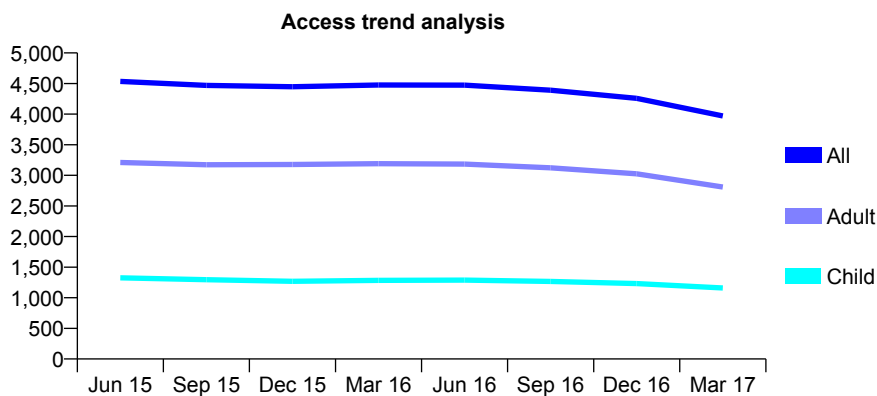
Q51 - Vital Signs At a Glance Contract Report for 101338/0086 - March 2017

Name or company name	Whitecross Dental Care Limited
Contract type name	GDS Contract
Purpose of contract	General
Contract start date	01/04/2009
Contract end date	

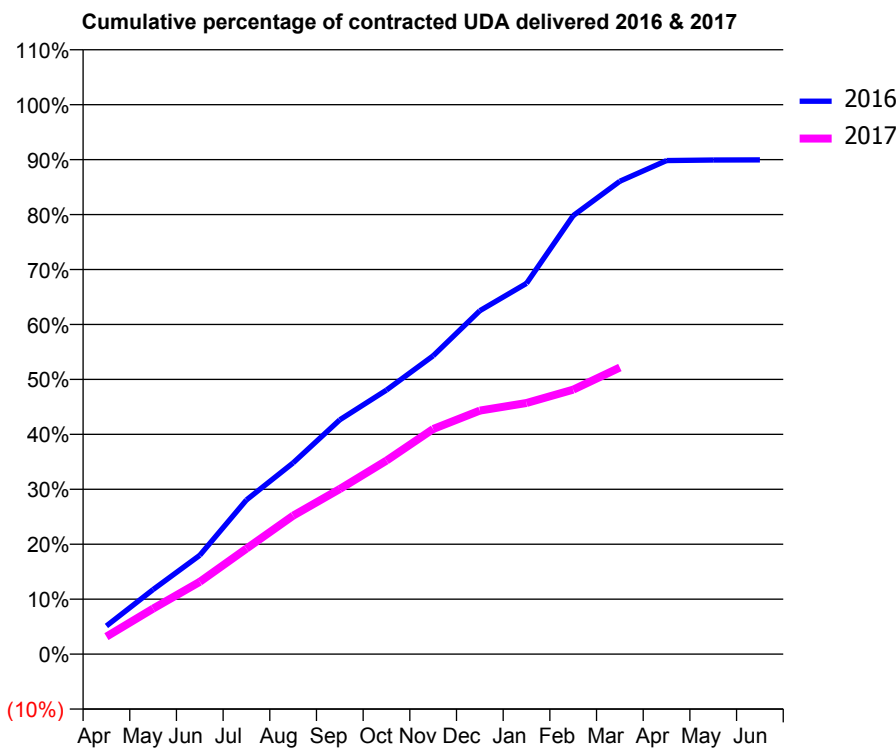
16/17 Contracted general activity (UDA)	13,567
Carry forward general activity (UDA)	0
16/17 Contracted orthodontic activity (UOA)	0
Carry forward orthodontic activity (UOA)	0
Baseline contract value	£375,950.32

ACCESS*

Patients seen in 24 months	Total	Change since previous quarter
Quarter ending March 2016	4,475	
Quarter ending June 2016	4,473	→
Quarter ending September 2016	4,390	↓
Quarter ending December 2016	4,258	↓
Quarter ending March 2017	3,970	↓
Variance since March 2016	(11.3%)	↓



ACTIVITY



Month	Adjusted Scheduled Activity (UDA)	
	2016	2017
April	668	432
May	1,529	1,125
June	2,339	1,786
July	3,647	2,607
August	4,527	3,420
September	5,545	4,077
October	6,247	4,777
November	7,059	5,560
December	8,125	6,013
January	8,773	6,202
February	10,374	6,529
March	11,189	7,078
April	11,679	
May	11,691	
June	11,694	

QUALITY

	Quantity	Base Number	Contract	AT	Region	England
% of FP17s for the same patient ID Re-attending within 3 months - Children	60	1,146	5.2%	10.5%	13.3%	12.3%
% of FP17s for the same patient ID Re-attending within 3 months - Adults	209	2,465	8.5%	15.4%	17.3%	16.7%
% of FP17s for the same patient ID Re-attending between 3 & 9 months - Children	439	1,146	38.3%	58.5%	58.9%	57.6%
% of FP17s for the same patient ID Re-attending between 3 & 9 months - Adults	905	2,465	36.7%	52.3%	52.2%	50.1%
% of FP17s for Band 1 Urgent Courses	128	3,395	3.8%	7.7%	9.2%	9.1%
% of FP17s Relating to Free Repair or Replacements	16	3,395	0.5%	1.3%	1.0%	0.8%
% of FP17s Relating to Continuations	36	3,395	1.1%	1.6%	1.4%	1.2%
% of Patients satisfied with the dentistry they have received	2	2	N/A	94.2%	93.1%	92.8%
% of Patients satisfied with the time they had to wait for an appointment	1	2	N/A	88.8%	89.5%	88.7%

* This is based on patients treated on this contract for their most recent course of treatment. Figures in italics indicate the base number of FP17s or Patient Questionnaire responses are less than 100. N/A is shown where the base number of responses is less than 10 during the period. % is calculated as Quantity/Base number*100

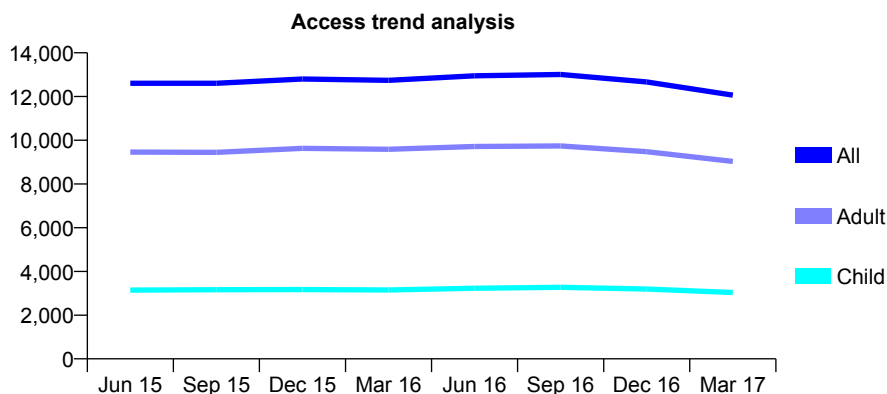
Q51 - Vital Signs At a Glance Contract Report for 101338/0090 - March 2017

Name or company name	Whitecross Dental Care Limited
Contract type name	GDS Contract
Purpose of contract	General
Contract start date	01/08/2009
Contract end date	

16/17 Contracted general activity (UDA)	36,924
Carry forward general activity (UDA)	0
16/17 Contracted orthodontic activity (UOA)	0
Carry forward orthodontic activity (UOA)	0
Baseline contract value	£1,045,035.47

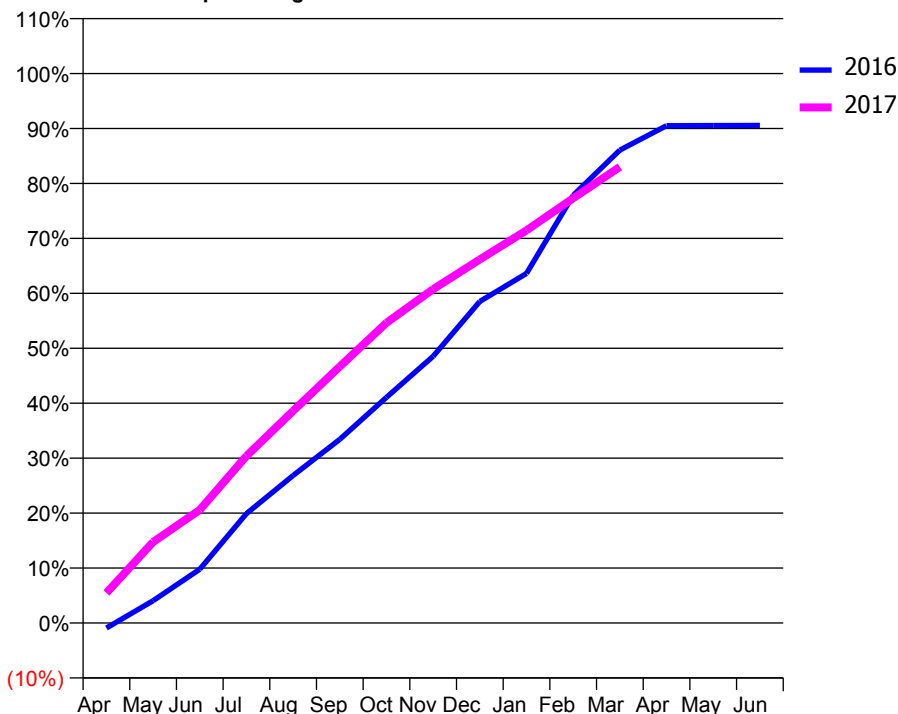
ACCESS*

Patients seen in 24 months	Total	Change since previous quarter
Quarter ending March 2016	12,738	
Quarter ending June 2016	12,945	→
Quarter ending September 2016	13,011	→
Quarter ending December 2016	12,669	↓
Quarter ending March 2017	12,064	↓
Variance since March 2016	(5.3%)	↓



ACTIVITY

Cumulative percentage of contracted UDA delivered 2016 & 2017



Month	Adjusted Scheduled Activity (UDA)	
	2016	2017
April	-349	2,024
May	1,501	5,446
June	3,619	7,602
July	7,351	11,223
August	9,912	14,249
September	12,342	17,233
October	15,169	20,176
November	17,927	22,432
December	21,609	24,429
January	23,487	26,382
February	28,738	28,540
March	31,779	30,647
April	33,414	
May	33,426	
June	33,434	

QUALITY

	Quantity	Base Number	Contract	AT	Region	England
% of FP17s for the same patient ID Re-attending within 3 months - Children	269	3,858	7.0%	10.5%	13.3%	12.3%
% of FP17s for the same patient ID Re-attending within 3 months - Adults	1,559	10,964	14.2%	15.4%	17.3%	16.7%
% of FP17s for the same patient ID Re-attending between 3 & 9 months - Children	1,964	3,858	50.9%	58.5%	58.9%	57.6%
% of FP17s for the same patient ID Re-attending between 3 & 9 months - Adults	5,112	10,964	46.6%	52.3%	52.2%	50.1%
% of FP17s for Band 1 Urgent Courses	1,039	14,127	7.4%	7.7%	9.2%	9.1%
% of FP17s Relating to Free Repair or Replacements	118	14,127	0.8%	1.3%	1.0%	0.8%
% of FP17s Relating to Continuations	315	14,127	2.2%	1.6%	1.4%	1.2%
% of Patients satisfied with the dentistry they have received	19	20	95.0%	94.2%	93.1%	92.8%
% of Patients satisfied with the time they had to wait for an appointment	16	20	80.0%	88.8%	89.5%	88.7%

* This is based on patients treated on this contract for their most recent course of treatment. Figures in italics indicate the base number of FP17s or Patient Questionnaire responses are less than 100. N/A is shown where the base number of responses is less than 10 during the period. % is calculated as Quantity/Base number*100

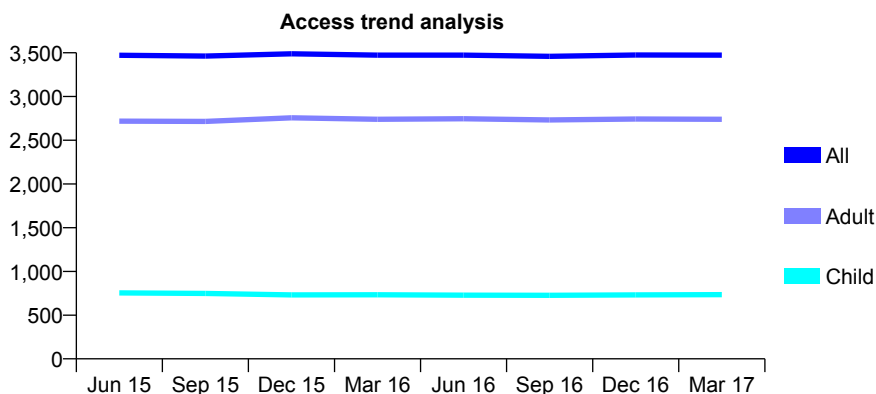
Q51 - Vital Signs At a Glance Contract Report for 101338/0093 - March 2017

Name or company name	Whitecross Dental Care Limited
Contract type name	GDS Contract
Purpose of contract	General
Contract start date	01/08/2009
Contract end date	

16/17 Contracted general activity (UDA)	10,563
Carry forward general activity (UDA)	305
16/17 Contracted orthodontic activity (UOA)	0
Carry forward orthodontic activity (UOA)	0
Baseline contract value	£273,709.30

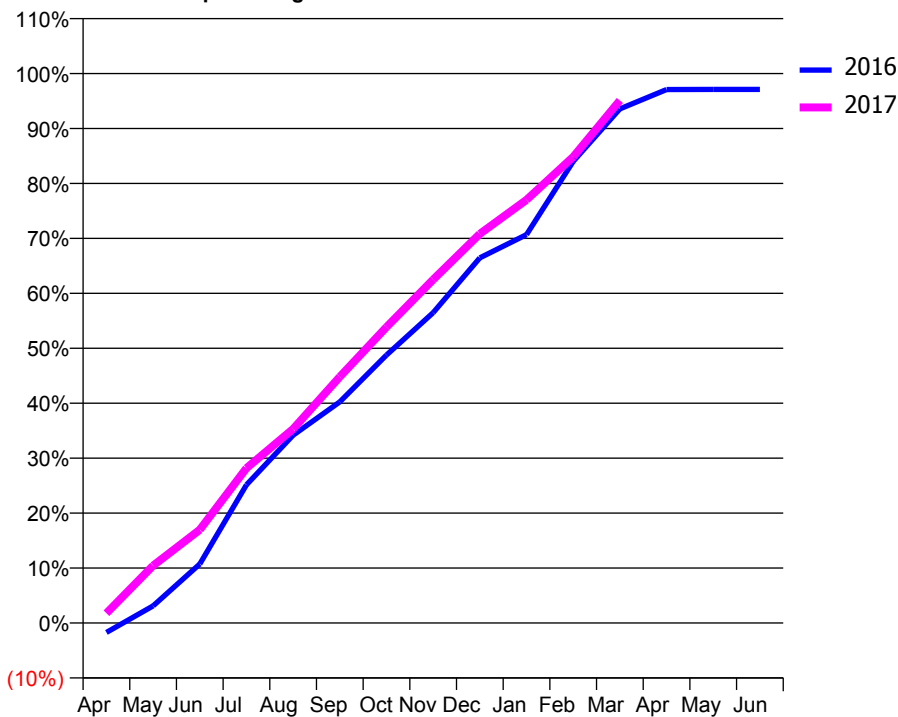
ACCESS*

Patients seen in 24 months	Total	Change since previous quarter
Quarter ending March 2016	3,473	
Quarter ending June 2016	3,474	→
Quarter ending September 2016	3,459	→
Quarter ending December 2016	3,475	→
Quarter ending March 2017	3,474	→
Variance since March 2016	0.0%	→



ACTIVITY

Cumulative percentage of contracted UDA delivered 2016 & 2017



Month	Adjusted Scheduled Activity (UDA)	
	2016	2017
April	-183	188
May	330	1,105
June	1,133	1,793
July	2,658	2,977
August	3,612	3,731
September	4,250	4,732
October	5,151	5,690
November	5,966	6,602
December	7,020	7,480
January	7,466	8,135
February	8,874	8,960
March	9,884	10,044
April	10,255	
May	10,258	
June	10,258	

QUALITY

	Quantity	Base Number	Contract	AT	Region	England
% of FP17s for the same patient ID Re-attending within 3 months - Children	67	1,036	6.5%	10.5%	13.3%	12.3%
% of FP17s for the same patient ID Re-attending within 3 months - Adults	462	3,703	12.5%	15.4%	17.3%	16.7%
% of FP17s for the same patient ID Re-attending between 3 & 9 months - Children	634	1,036	61.2%	58.5%	58.9%	57.6%
% of FP17s for the same patient ID Re-attending between 3 & 9 months - Adults	2,018	3,703	54.5%	52.3%	52.2%	50.1%
% of FP17s for Band 1 Urgent Courses	267	4,567	5.8%	7.7%	9.2%	9.1%
% of FP17s Relating to Free Repair or Replacements	20	4,567	0.4%	1.3%	1.0%	0.8%
% of FP17s Relating to Continuations	87	4,567	1.9%	1.6%	1.4%	1.2%
% of Patients satisfied with the dentistry they have received	12	14	85.7%	94.2%	93.1%	92.8%
% of Patients satisfied with the time they had to wait for an appointment	10	14	71.4%	88.8%	89.5%	88.7%

* This is based on patients treated on this contract for their most recent course of treatment. Figures in italics indicate the base number of FP17s or Patient Questionnaire responses are less than 100. N/A is shown where the base number of responses is less than 10 during the period. % is calculated as Quantity/Base number*100

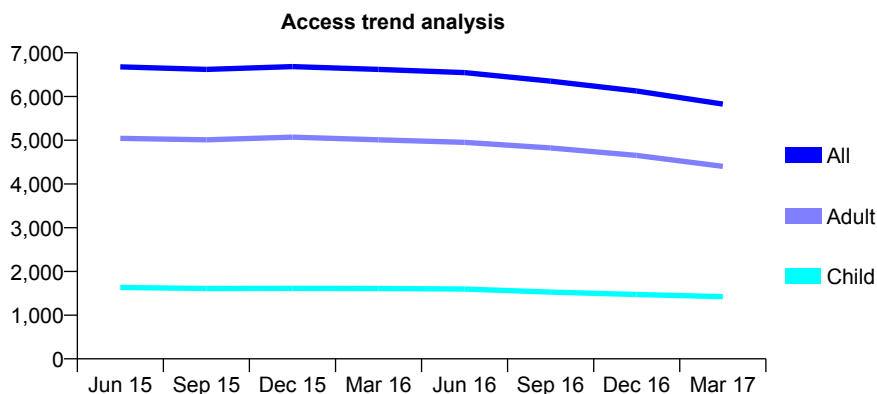
Q51 - Vital Signs At a Glance Contract Report for 101338/0108 - March 2017

Name or company name	Whitecross Dental Care Limited
Contract type name	GDS Contract
Purpose of contract	General
Contract start date	01/12/2009
Contract end date	

16/17 Contracted general activity (UDA)	22,070
Carry forward general activity (UDA)	0
16/17 Contracted orthodontic activity (UOA)	0
Carry forward orthodontic activity (UOA)	0
Baseline contract value	£582,376.54

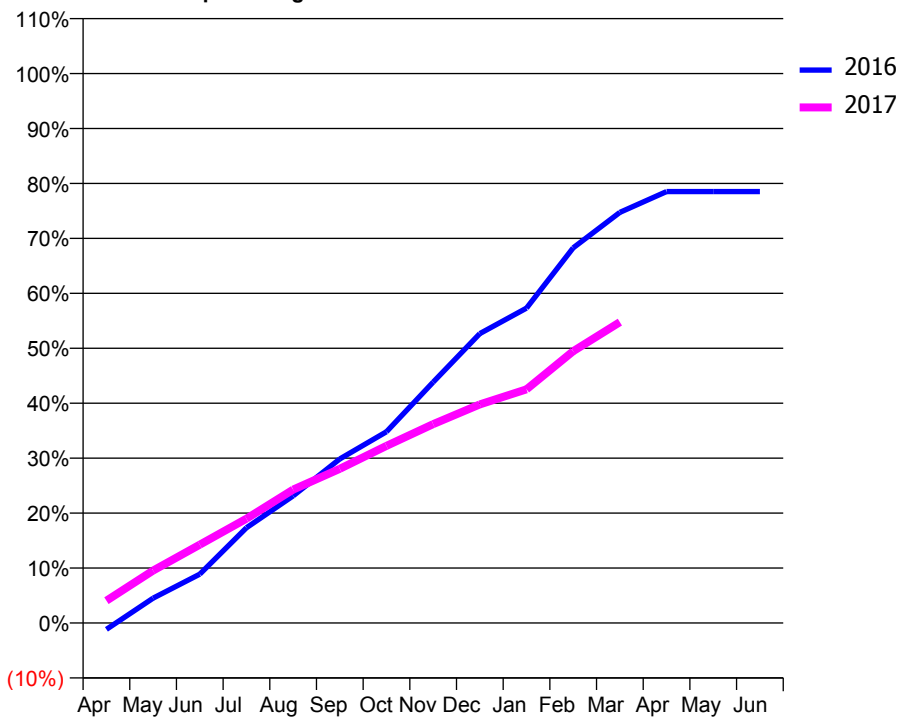
ACCESS*

Patients seen in 24 months	Total	Change since previous quarter
Quarter ending March 2016	6,620	
Quarter ending June 2016	6,548	↓
Quarter ending September 2016	6,353	↓
Quarter ending December 2016	6,127	↓
Quarter ending March 2017	5,828	↓
Variance since March 2016	(12.0%)	↓



ACTIVITY

Cumulative percentage of contracted UDA delivered 2016 & 2017



Month	Adjusted Scheduled Activity (UDA)	
	2016	2017
April	-262	899
May	1,001	2,108
June	1,962	3,148
July	3,828	4,192
August	5,109	5,358
September	6,593	6,191
October	7,681	7,114
November	9,673	7,988
December	11,624	8,779
January	12,645	9,388
February	15,068	10,918
March	16,494	12,088
April	17,326	
May	17,326	
June	17,327	

QUALITY

	Quantity	Base Number	Contract	AT	Region	England
% of FP17s for the same patient ID Re-attending within 3 months - Children	86	1,439	6.0%	10.5%	13.3%	12.3%
% of FP17s for the same patient ID Re-attending within 3 months - Adults	670	4,524	14.8%	15.4%	17.3%	16.7%
% of FP17s for the same patient ID Re-attending between 3 & 9 months - Children	622	1,439	43.2%	58.5%	58.9%	57.6%
% of FP17s for the same patient ID Re-attending between 3 & 9 months - Adults	2,063	4,524	45.6%	52.3%	52.2%	50.1%
% of FP17s for Band 1 Urgent Courses	649	5,587	11.6%	7.7%	9.2%	9.1%
% of FP17s Relating to Free Repair or Replacements	42	5,587	0.8%	1.3%	1.0%	0.8%
% of FP17s Relating to Continuations	77	5,587	1.4%	1.6%	1.4%	1.2%
% of Patients satisfied with the dentistry they have received	14	15	93.3%	94.2%	93.1%	92.8%
% of Patients satisfied with the time they had to wait for an appointment	14	15	93.3%	88.8%	89.5%	88.7%

* This is based on patients treated on this contract for their most recent course of treatment. Figures in italics indicate the base number of FP17s or Patient Questionnaire responses are less than 100. N/A is shown where the base number of responses is less than 10 during the period. % is calculated as Quantity/Base number*100

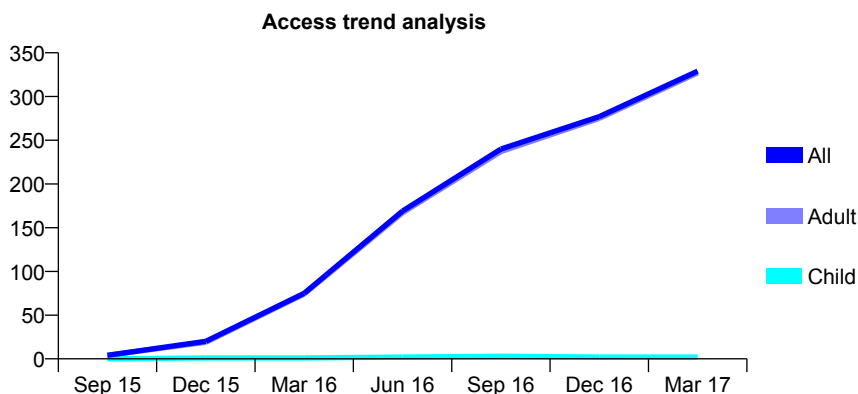
Q51 - Vital Signs At a Glance Contract Report for 101338/0153 - March 2017

Name or company name	Whitecross Dental Care Limited
Contract type name	PDS Contract
Purpose of contract	General
Contract start date	01/05/2015
Contract end date	30/04/2020

16/17 Contracted general activity (UDA)	1,800
Carry forward general activity (UDA)	0
16/17 Contracted orthodontic activity (UOA)	0
Carry forward orthodontic activity (UOA)	0
Baseline contract value	£75,306.32

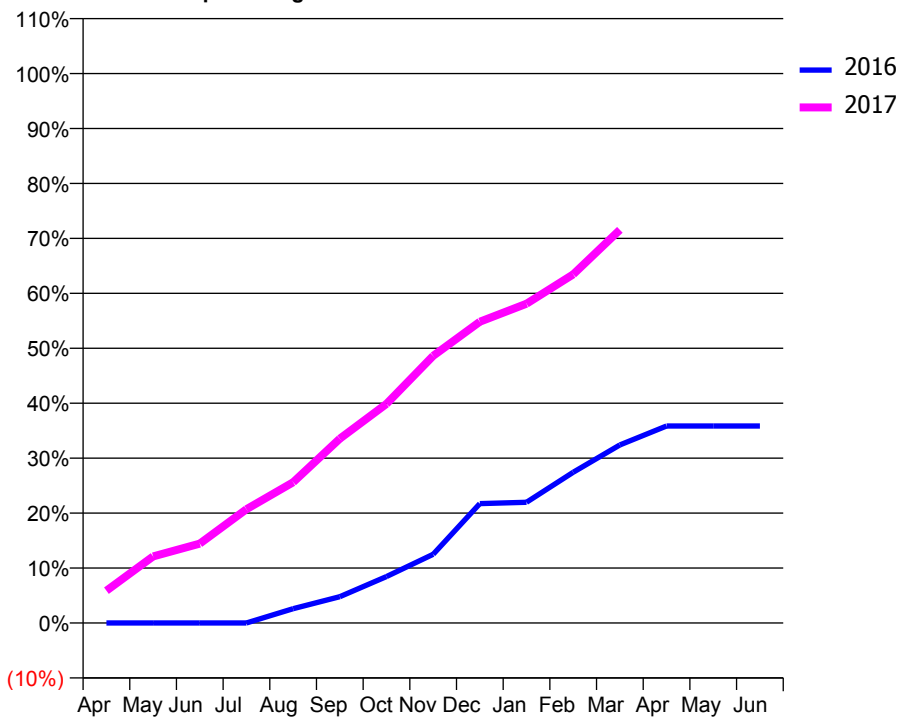
ACCESS*

Patients seen in 24 months	Total	Change since previous quarter
Quarter ending March 2016	75	
Quarter ending June 2016	169	↑
Quarter ending September 2016	240	↑
Quarter ending December 2016	277	↑
Quarter ending March 2017	329	↑
Variance since March 2016	338.7%	↑



ACTIVITY

Cumulative percentage of contracted UDA delivered 2016 & 2017



Month	Adjusted Scheduled Activity (UDA)	
	2016	2017
April	0	106
May	0	218
June	0	260
July	0	373
August	43	461
September	79	604
October	140	718
November	207	875
December	359	987
January	363	1,046
February	453	1,142
March	535	1,288
April	592	
May	592	
June	592	

QUALITY

	Quantity	Base Number	Contract	AT	Region	England
% of FP17s for the same patient ID Re-attending within 3 months - Children	1	6	16.7%	10.5%	13.3%	12.3%
% of FP17s for the same patient ID Re-attending within 3 months - Adults	51	493	10.3%	15.4%	17.3%	16.7%
% of FP17s for the same patient ID Re-attending between 3 & 9 months - Children	0	6	0.0%	58.5%	58.9%	57.6%
% of FP17s for the same patient ID Re-attending between 3 & 9 months - Adults	0	493	0.0%	52.3%	52.2%	50.1%
% of FP17s for Band 1 Urgent Courses	0	474	0.0%	7.7%	9.2%	9.1%
% of FP17s Relating to Free Repair or Replacements	0	474	0.0%	1.3%	1.0%	0.8%
% of FP17s Relating to Continuations	1	474	0.2%	1.6%	1.4%	1.2%
% of Patients satisfied with the dentistry they have received	1	1	N/A	94.2%	93.1%	92.8%
% of Patients satisfied with the time they had to wait for an appointment	1	1	N/A	88.8%	89.5%	88.7%

* This is based on patients treated on this contract for their most recent course of treatment. Figures in italics indicate the base number of FP17s or Patient Questionnaire responses are less than 100. N/A is shown where the base number of responses is less than 10 during the period. % is calculated as Quantity/Base number*100

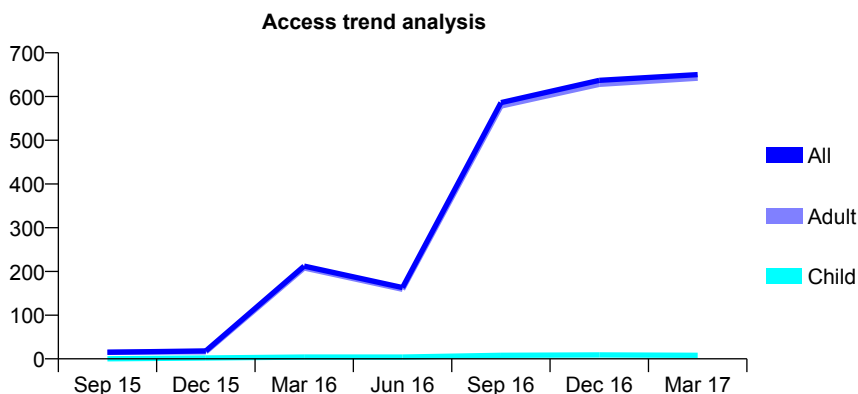
Q51 - Vital Signs At a Glance Contract Report for 101338/0154 - March 2017

Name or company name	Whitecross Dental Care Limited
Contract type name	PDS Contract
Purpose of contract	General
Contract start date	01/05/2015
Contract end date	30/04/2020

16/17 Contracted general activity (UDA)	2,550
Carry forward general activity (UDA)	0
16/17 Contracted orthodontic activity (UOA)	0
Carry forward orthodontic activity (UOA)	0
Baseline contract value	£106,683.96

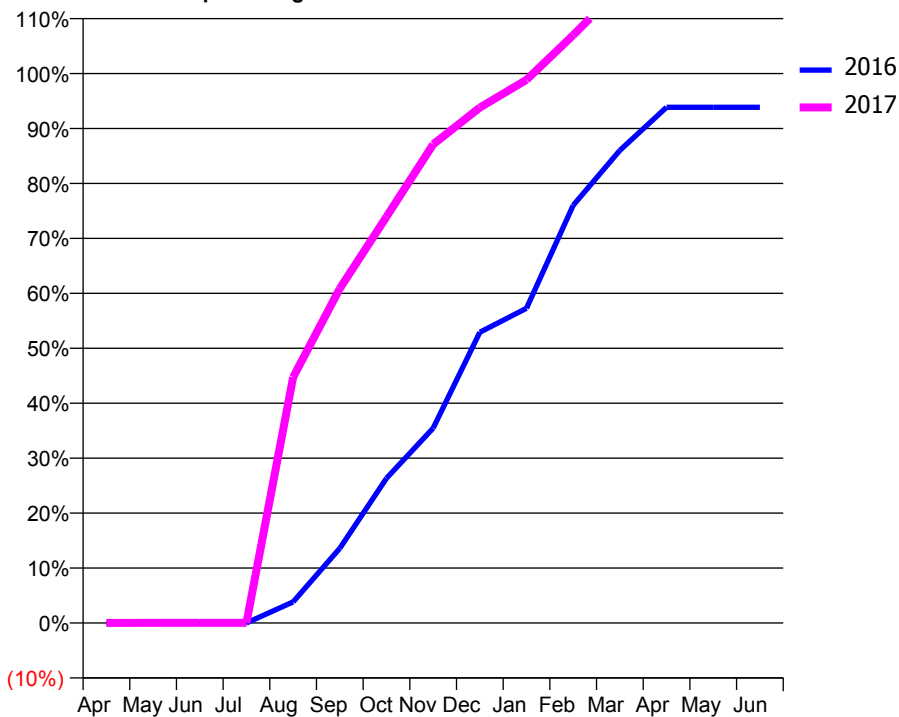
ACCESS*

Patients seen in 24 months	Total	Change since previous quarter
Quarter ending March 2016	212	
Quarter ending June 2016	163	↓
Quarter ending September 2016	586	↑
Quarter ending December 2016	637	↑
Quarter ending March 2017	650	↑
Variance since March 2016	206.6%	↑



ACTIVITY

Cumulative percentage of contracted UDA delivered 2016 & 2017



Month	Adjusted Scheduled Activity (UDA)	
	2016	2017
April	0	0
May	0	1
June	0	1
July	0	1
August	90	1,141
September	318	1,552
October	616	1,885
November	829	2,221
December	1,237	2,392
January	1,339	2,521
February	1,777	2,728
March	2,011	2,944
April	2,194	
May	2,194	
June	2,194	

QUALITY

	Quantity	Base Number	Contract	AT	Region	England
% of FP17s for the same patient ID Re-attending within 3 months - Children	2	12	16.7%	10.5%	13.3%	12.3%
% of FP17s for the same patient ID Re-attending within 3 months - Adults	94	1,031	9.1%	15.4%	17.3%	16.7%
% of FP17s for the same patient ID Re-attending between 3 & 9 months - Children	0	12	0.0%	58.5%	58.9%	57.6%
% of FP17s for the same patient ID Re-attending between 3 & 9 months - Adults	8	1,031	0.8%	52.3%	52.2%	50.1%
% of FP17s for Band 1 Urgent Courses	0	982	0.0%	7.7%	9.2%	9.1%
% of FP17s Relating to Free Repair or Replacements	0	982	0.0%	1.3%	1.0%	0.8%
% of FP17s Relating to Continuations	0	982	0.0%	1.6%	1.4%	1.2%
% of Patients satisfied with the dentistry they have received	4	4	N/A	94.2%	93.1%	92.8%
% of Patients satisfied with the time they had to wait for an appointment	3	4	N/A	88.8%	89.5%	88.7%

* This is based on patients treated on this contract for their most recent course of treatment. Figures in italics indicate the base number of FP17s or Patient Questionnaire responses are less than 100. N/A is shown where the base number of responses is less than 10 during the period. % is calculated as Quantity/Base number*100

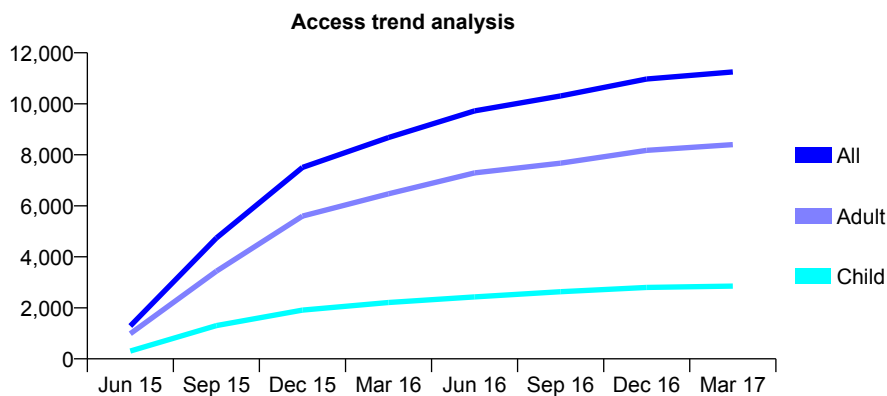
Q51 - Vital Signs At a Glance Contract Report for 101338/0155 - March 2017

Name or company name	Whitecross Dental Care Limited
Contract type name	GDS Contract
Purpose of contract	General
Contract start date	01/06/2015
Contract end date	

16/17 Contracted general activity (UDA)	42,692
Carry forward general activity (UDA)	0
16/17 Contracted orthodontic activity (UOA)	0
Carry forward orthodontic activity (UOA)	0
Baseline contract value	£1,183,619.15

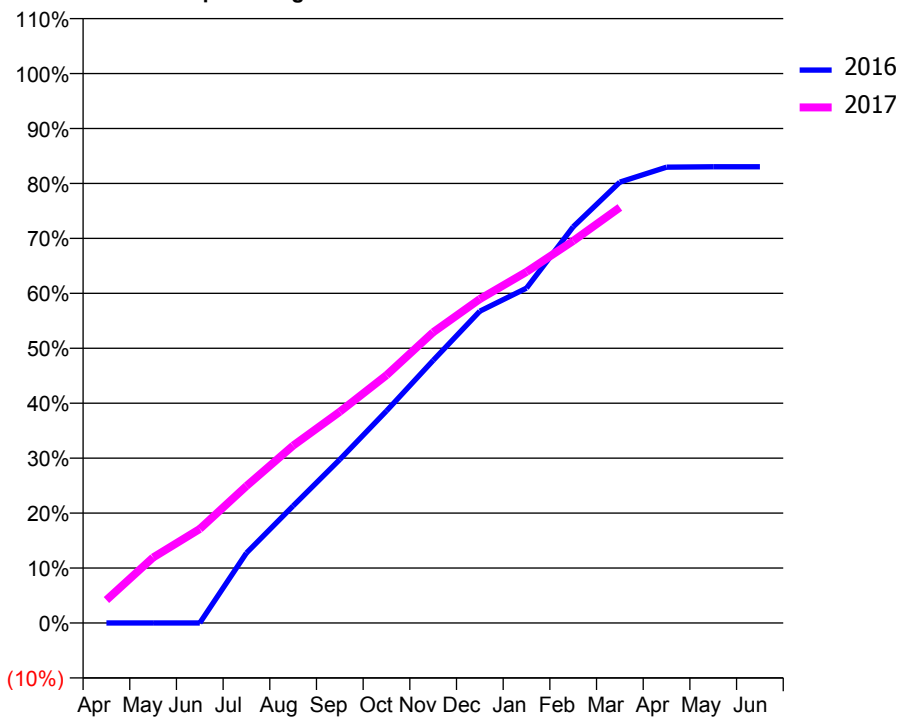
ACCESS*

Patients seen in 24 months	Total	Change since previous quarter
Quarter ending March 2016	8,679	
Quarter ending June 2016	9,722	↑
Quarter ending September 2016	10,307	↑
Quarter ending December 2016	10,974	↑
Quarter ending March 2017	11,252	↑
Variance since March 2016	29.6%	↑



ACTIVITY

Cumulative percentage of contracted UDA delivered 2016 & 2017



Month	Adjusted Scheduled Activity (UDA)	
	2016	2017
April	0	1,783
May	0	5,095
June	0	7,304
July	4,730	10,645
August	7,912	13,780
September	11,043	16,420
October	14,324	19,258
November	17,731	22,587
December	21,054	25,170
January	22,612	27,282
February	26,751	29,685
March	29,774	32,288
April	30,784	
May	30,806	
June	30,811	

QUALITY

	Quantity	Base Number	Contract	AT	Region	England
% of FP17s for the same patient ID Re-attending within 3 months - Children	347	4,318	8.0%	10.5%	13.3%	12.3%
% of FP17s for the same patient ID Re-attending within 3 months - Adults	1,494	10,725	13.9%	15.4%	17.3%	16.7%
% of FP17s for the same patient ID Re-attending between 3 & 9 months - Children	2,564	4,318	59.4%	58.5%	58.9%	57.6%
% of FP17s for the same patient ID Re-attending between 3 & 9 months - Adults	5,315	10,725	49.6%	52.3%	52.2%	50.1%
% of FP17s for Band 1 Urgent Courses	651	14,533	4.5%	7.7%	9.2%	9.1%
% of FP17s Relating to Free Repair or Replacements	167	14,533	1.1%	1.3%	1.0%	0.8%
% of FP17s Relating to Continuations	403	14,533	2.8%	1.6%	1.4%	1.2%
% of Patients satisfied with the dentistry they have received	22	26	84.6%	94.2%	93.1%	92.8%
% of Patients satisfied with the time they had to wait for an appointment	17	26	65.4%	88.8%	89.5%	88.7%

* This is based on patients treated on this contract for their most recent course of treatment. Figures in italics indicate the base number of FP17s or Patient Questionnaire responses are less than 100. N/A is shown where the base number of responses is less than 10 during the period. % is calculated as Quantity/Base number*100

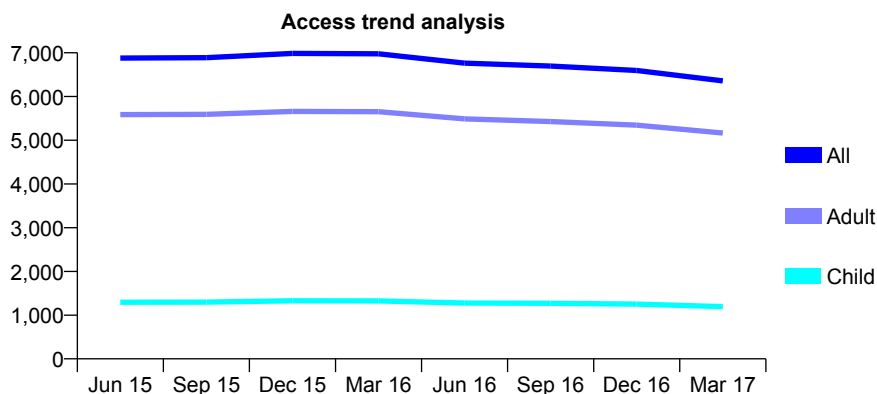
Q51 - Vital Signs At a Glance Contract Report for 101370/0005 - March 2017

Name or company name	Petrie Tucker and Partners Ltd
Contract type name	GDS Contract
Purpose of contract	General and Orthodontic
Contract start date	01/04/2006
Contract end date	

16/17 Contracted general activity (UDA)	24,146
Carry forward general activity (UDA)	0
16/17 Contracted orthodontic activity (UOA)	630
Carry forward orthodontic activity (UOA)	-13
Baseline contract value	£724,133.65

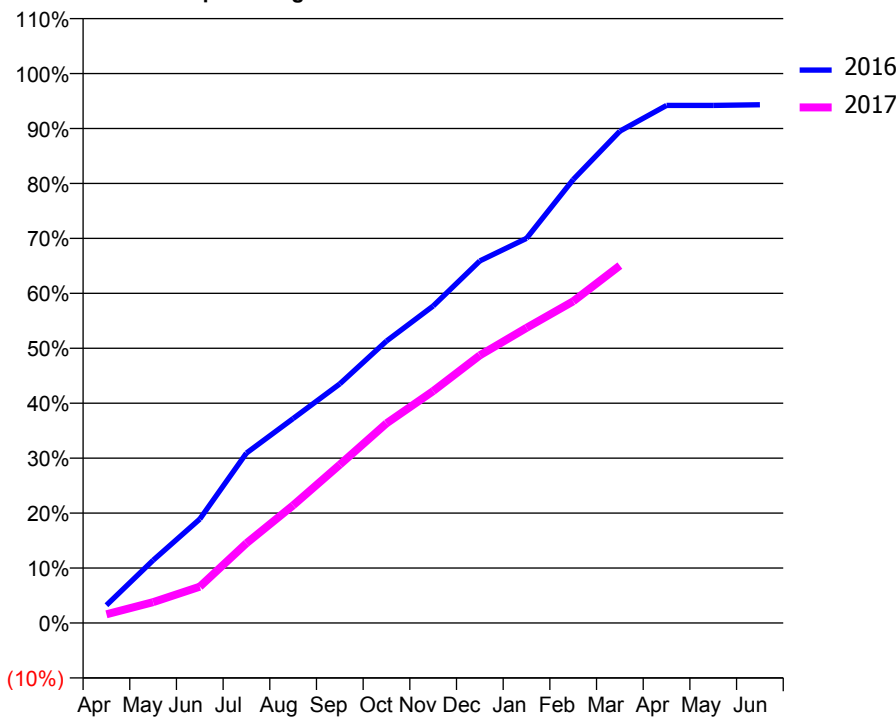
ACCESS*

Patients seen in 24 months	Total	Change since previous quarter
Quarter ending March 2016	6,976	
Quarter ending June 2016	6,764	↓
Quarter ending September 2016	6,698	→
Quarter ending December 2016	6,597	↓
Quarter ending March 2017	6,358	↓
Variance since March 2016	(8.9%)	↓



ACTIVITY

Cumulative percentage of contracted UDA delivered 2016 & 2017



Month	Adjusted Scheduled Activity (UDA)	
	2016	2017
April	780	381
May	2,756	917
June	4,565	1,598
July	7,471	3,510
August	8,987	5,171
September	10,508	6,958
October	12,392	8,772
November	13,933	10,195
December	15,911	11,765
January	16,902	12,968
February	19,485	14,137
March	21,614	15,707
April	22,745	
May	22,745	
June	22,774	

QUALITY

	Quantity	Base Number	Contract	AT	Region	England
% of FP17s for the same patient ID Re-attending within 3 months - Children	104	1,278	8.1%	10.5%	13.3%	12.3%
% of FP17s for the same patient ID Re-attending within 3 months - Adults	496	5,228	9.5%	15.4%	17.3%	16.7%
% of FP17s for the same patient ID Re-attending between 3 & 9 months - Children	420	1,278	32.9%	58.5%	58.9%	57.6%
% of FP17s for the same patient ID Re-attending between 3 & 9 months - Adults	1,914	5,228	36.6%	52.3%	52.2%	50.1%
% of FP17s for Band 1 Urgent Courses	477	6,068	7.9%	7.7%	9.2%	9.1%
% of FP17s Relating to Free Repair or Replacements	61	6,068	1.0%	1.3%	1.0%	0.8%
% of FP17s Relating to Continuations	65	6,068	1.1%	1.6%	1.4%	1.2%
% of Patients satisfied with the dentistry they have received	5	6	N/A	94.2%	93.1%	92.8%
% of Patients satisfied with the time they had to wait for an appointment	5	6	N/A	88.8%	89.5%	88.7%

* This is based on patients treated on this contract for their most recent course of treatment. Figures in italics indicate the base number of FP17s or Patient Questionnaire responses are less than 100. N/A is shown where the base number of responses is less than 10 during the period. % is calculated as Quantity/Base number*100

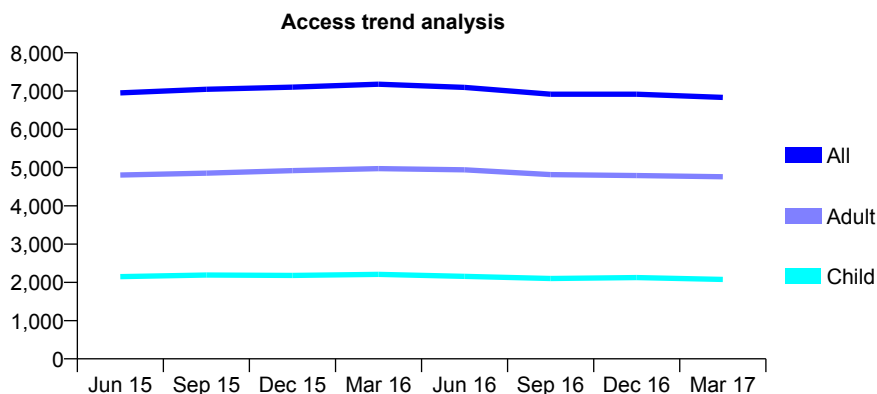
Q51 - Vital Signs At a Glance Contract Report for 101370/0010 - March 2017

Name or company name	Petrie Tucker and Partners Ltd
Contract type name	GDS Contract
Purpose of contract	General
Contract start date	01/04/2006
Contract end date	

16/17 Contracted general activity (UDA)	20,443
Carry forward general activity (UDA)	0
16/17 Contracted orthodontic activity (UOA)	0
Carry forward orthodontic activity (UOA)	0
Baseline contract value	£551,547.10

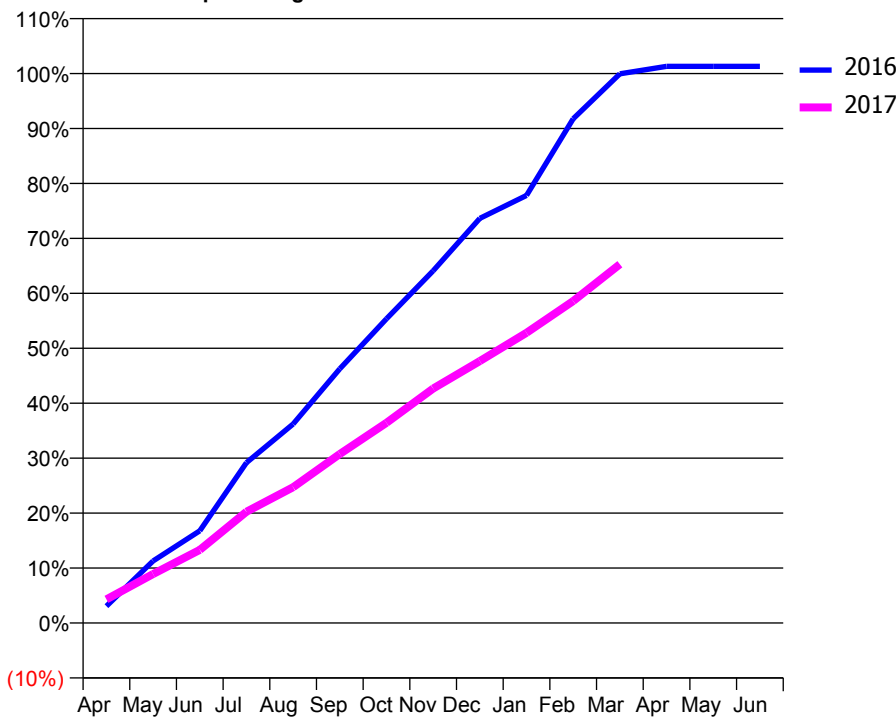
ACCESS*

Patients seen in 24 months	Total	Change since previous quarter
Quarter ending March 2016	7,179	
Quarter ending June 2016	7,096	↓
Quarter ending September 2016	6,916	↓
Quarter ending December 2016	6,916	→
Quarter ending March 2017	6,834	↓
Variance since March 2016	(4.8%)	↓



ACTIVITY

Cumulative percentage of contracted UDA delivered 2016 & 2017



Adjusted Scheduled Activity (UDA)

Month	2016	2017
April	626	878
May	2,311	1,821
June	3,433	2,721
July	5,966	4,140
August	7,403	5,052
September	9,459	6,289
October	11,320	7,450
November	13,102	8,724
December	15,053	9,744
January	15,905	10,798
February	18,759	11,976
March	20,432	13,350
April	20,710	
May	20,709	
June	20,712	

QUALITY

	Quantity	Base Number	Contract	AT	Region	England
% of FP17s for the same patient ID Re-attending within 3 months - Children	52	1,824	2.9%	10.5%	13.3%	12.3%
% of FP17s for the same patient ID Re-attending within 3 months - Adults	245	4,147	5.9%	15.4%	17.3%	16.7%
% of FP17s for the same patient ID Re-attending between 3 & 9 months - Children	661	1,824	36.2%	58.5%	58.9%	57.6%
% of FP17s for the same patient ID Re-attending between 3 & 9 months - Adults	1,924	4,147	46.4%	52.3%	52.2%	50.1%
% of FP17s for Band 1 Urgent Courses	28	5,808	0.5%	7.7%	9.2%	9.1%
% of FP17s Relating to Free Repair or Replacements	34	5,808	0.6%	1.3%	1.0%	0.8%
% of FP17s Relating to Continuations	43	5,808	0.7%	1.6%	1.4%	1.2%
% of Patients satisfied with the dentistry they have received	9	9	N/A	94.2%	93.1%	92.8%
% of Patients satisfied with the time they had to wait for an appointment	6	9	N/A	88.8%	89.5%	88.7%

* This is based on patients treated on this contract for their most recent course of treatment. Figures in italics indicate the base number of FP17s or Patient Questionnaire responses are less than 100. N/A is shown where the base number of responses is less than 10 during the period. % is calculated as Quantity/Base number*100

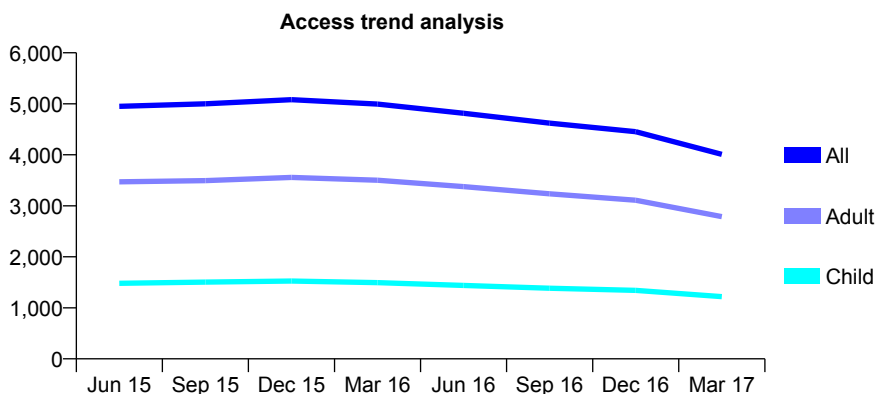
Q51 - Vital Signs At a Glance Contract Report for 101370/0069 - March 2017

Name or company name	Petrie Tucker and Partners Ltd
Contract type name	GDS Contract
Purpose of contract	General
Contract start date	26/05/2006
Contract end date	

16/17 Contracted general activity (UDA)	14,267
Carry forward general activity (UDA)	221
16/17 Contracted orthodontic activity (UOA)	0
Carry forward orthodontic activity (UOA)	0
Baseline contract value	£403,727.00

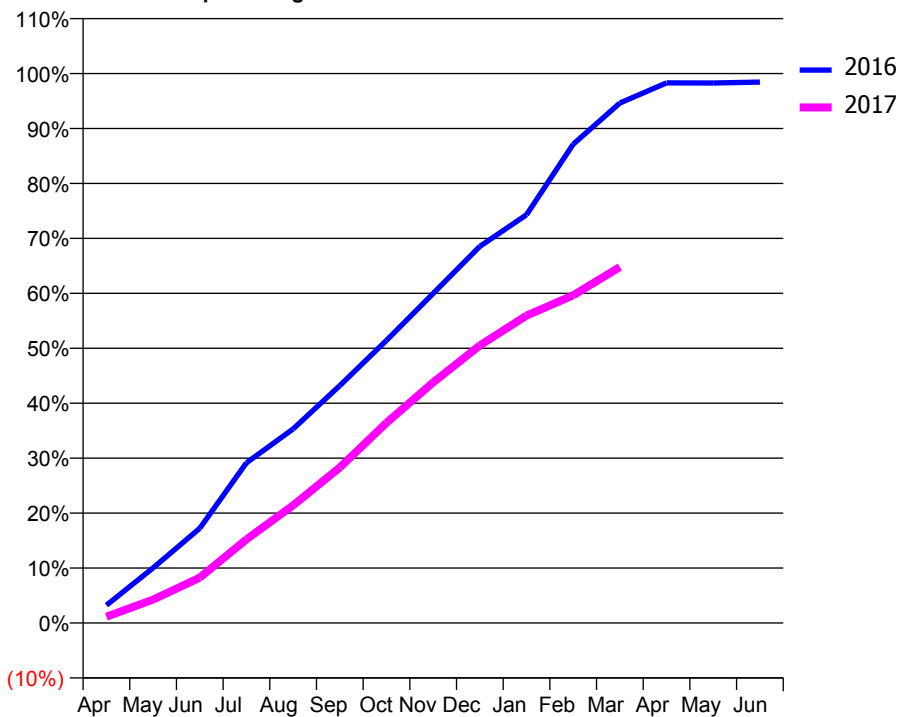
ACCESS*

Patients seen in 24 months	Total	Change since previous quarter
Quarter ending March 2016	4,995	
Quarter ending June 2016	4,815	↓
Quarter ending September 2016	4,620	↓
Quarter ending December 2016	4,454	↓
Quarter ending March 2017	4,008	↓
Variance since March 2016	(19.8%)	↓



ACTIVITY

Cumulative percentage of contracted UDA delivered 2016 & 2017



Month	Adjusted Scheduled Activity (UDA)	
	2016	2017
April	461	165
May	1,433	608
June	2,460	1,180
July	4,160	2,173
August	5,038	3,054
September	6,166	4,038
October	7,338	5,199
November	8,558	6,246
December	9,780	7,208
January	10,599	7,983
February	12,432	8,509
March	13,502	9,243
April	14,023	
May	14,020	
June	14,046	

QUALITY

	Quantity	Base Number	Contract	AT	Region	England
% of FP17s for the same patient ID Re-attending within 3 months - Children	125	1,248	10.0%	10.5%	13.3%	12.3%
% of FP17s for the same patient ID Re-attending within 3 months - Adults	365	2,707	13.5%	15.4%	17.3%	16.7%
% of FP17s for the same patient ID Re-attending between 3 & 9 months - Children	578	1,248	46.3%	58.5%	58.9%	57.6%
% of FP17s for the same patient ID Re-attending between 3 & 9 months - Adults	1,094	2,707	40.4%	52.3%	52.2%	50.1%
% of FP17s for Band 1 Urgent Courses	349	3,762	9.3%	7.7%	9.2%	9.1%
% of FP17s Relating to Free Repair or Replacements	23	3,762	0.6%	1.3%	1.0%	0.8%
% of FP17s Relating to Continuations	77	3,762	2.0%	1.6%	1.4%	1.2%
% of Patients satisfied with the dentistry they have received	5	6	N/A	94.2%	93.1%	92.8%
% of Patients satisfied with the time they had to wait for an appointment	3	6	N/A	88.8%	89.5%	88.7%

* This is based on patients treated on this contract for their most recent course of treatment. Figures in italics indicate the base number of FP17s or Patient Questionnaire responses are less than 100. N/A is shown where the base number of responses is less than 10 during the period. % is calculated as Quantity/Base number*100

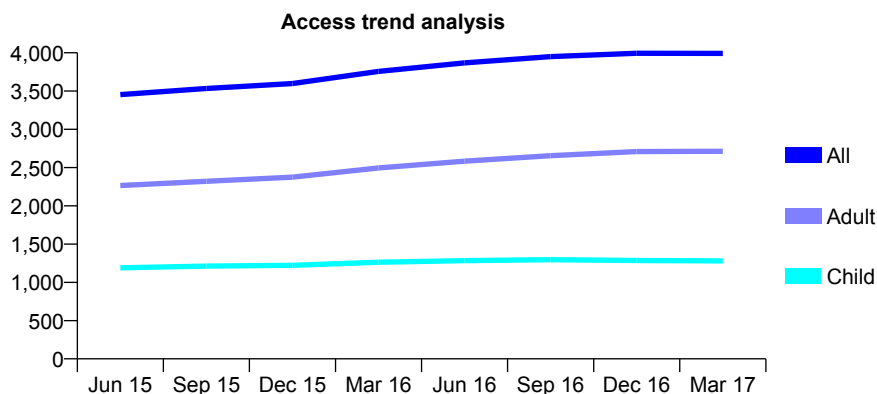
Q51 - Vital Signs At a Glance Contract Report for 101370/0109 - March 2017

Name or company name	Petrie Tucker and Partners Ltd
Contract type name	GDS Contract
Purpose of contract	General
Contract start date	01/10/2008
Contract end date	

16/17 Contracted general activity (UDA)	12,748
Carry forward general activity (UDA)	0
16/17 Contracted orthodontic activity (UOA)	0
Carry forward orthodontic activity (UOA)	0
Baseline contract value	£353,433.36

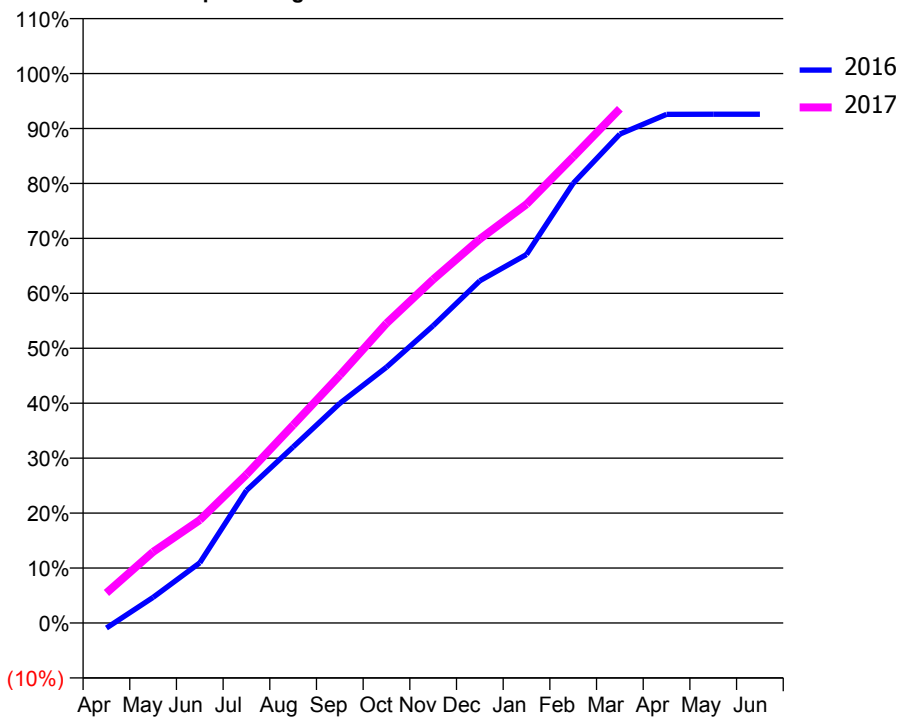
ACCESS*

Patients seen in 24 months	Total	Change since previous quarter
Quarter ending March 2016	3,757	
Quarter ending June 2016	3,868	↑
Quarter ending September 2016	3,951	↑
Quarter ending December 2016	3,994	→
Quarter ending March 2017	3,993	→
Variance since March 2016	6.3%	↑



ACTIVITY

Cumulative percentage of contracted UDA delivered 2016 & 2017



Month	Adjusted Scheduled Activity (UDA)	
	2016	2017
April	-119	697
May	596	1,650
June	1,398	2,390
July	3,077	3,446
August	4,085	4,593
September	5,096	5,748
October	5,935	6,954
November	6,896	7,971
December	7,940	8,909
January	8,550	9,714
February	10,202	10,812
March	11,342	11,931
April	11,800	
May	11,803	
June	11,803	

QUALITY

	Quantity	Base Number	Contract	AT	Region	England
% of FP17s for the same patient ID Re-attending within 3 months - Children	95	1,817	5.2%	10.5%	13.3%	12.3%
% of FP17s for the same patient ID Re-attending within 3 months - Adults	332	3,250	10.2%	15.4%	17.3%	16.7%
% of FP17s for the same patient ID Re-attending between 3 & 9 months - Children	1,064	1,817	58.6%	58.5%	58.9%	57.6%
% of FP17s for the same patient ID Re-attending between 3 & 9 months - Adults	1,412	3,250	43.4%	52.3%	52.2%	50.1%
% of FP17s for Band 1 Urgent Courses	24	4,862	0.5%	7.7%	9.2%	9.1%
% of FP17s Relating to Free Repair or Replacements	39	4,862	0.8%	1.3%	1.0%	0.8%
% of FP17s Relating to Continuations	120	4,862	2.5%	1.6%	1.4%	1.2%
% of Patients satisfied with the dentistry they have received	2	5	N/A	94.2%	93.1%	92.8%
% of Patients satisfied with the time they had to wait for an appointment	3	5	N/A	88.8%	89.5%	88.7%

* This is based on patients treated on this contract for their most recent course of treatment. Figures in italics indicate the base number of FP17s or Patient Questionnaire responses are less than 100. N/A is shown where the base number of responses is less than 10 during the period. % is calculated as Quantity/Base number*100

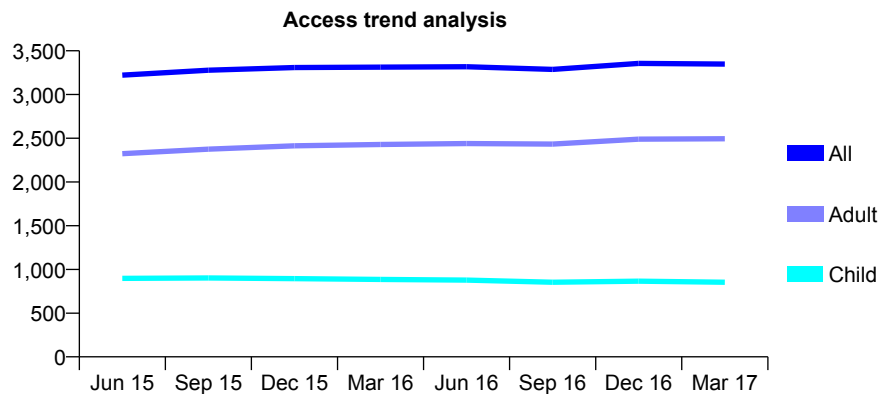
Q51 - Vital Signs At a Glance Contract Report for 101435/0106 - March 2017

Name or company name	IDH Limited
Contract type name	GDS Contract
Purpose of contract	General
Contract start date	01/08/2008
Contract end date	

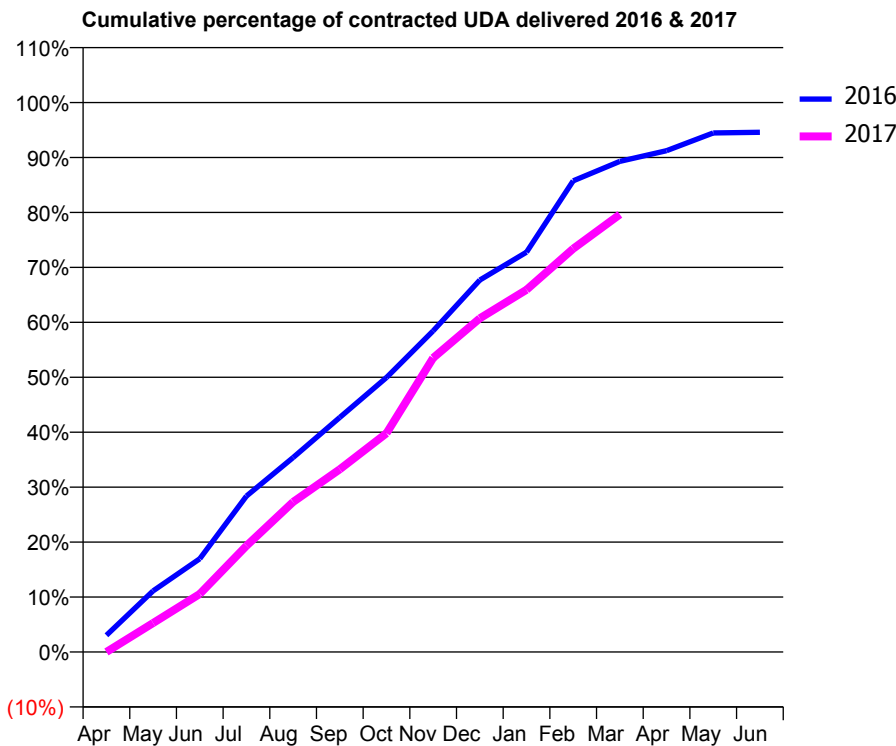
16/17 Contracted general activity (UDA)	11,883
Carry forward general activity (UDA)	0
16/17 Contracted orthodontic activity (UOA)	0
Carry forward orthodontic activity (UOA)	0
Baseline contract value	£345,152.31

ACCESS*

Patients seen in 24 months	Total	Change since previous quarter
Quarter ending March 2016	3,313	
Quarter ending June 2016	3,317	→
Quarter ending September 2016	3,287	→
Quarter ending December 2016	3,356	↑
Quarter ending March 2017	3,348	→
Variance since March 2016	1.1%	→



ACTIVITY



Month	Adjusted Scheduled Activity (UDA)	
	2016	2017
April	359	0
May	1,312	629
June	2,004	1,257
July	3,350	2,296
August	4,178	3,246
September	5,041	3,951
October	5,896	4,729
November	6,897	6,361
December	7,990	7,216
January	8,589	7,833
February	10,120	8,721
March	10,538	9,464
April	10,767	
May	11,147	
June	11,162	

QUALITY

	Quantity	Base Number	Contract	AT	Region	England
% of FP17s for the same patient ID Re-attending within 3 months - Children	94	1,566	6.0%	10.5%	13.3%	12.3%
% of FP17s for the same patient ID Re-attending within 3 months - Adults	458	4,038	11.3%	15.4%	17.3%	16.7%
% of FP17s for the same patient ID Re-attending between 3 & 9 months - Children	1,164	1,566	74.3%	58.5%	58.9%	57.6%
% of FP17s for the same patient ID Re-attending between 3 & 9 months - Adults	2,762	4,038	68.4%	52.3%	52.2%	50.1%
% of FP17s for Band 1 Urgent Courses	244	5,227	4.7%	7.7%	9.2%	9.1%
% of FP17s Relating to Free Repair or Replacements	11	5,227	0.2%	1.3%	1.0%	0.8%
% of FP17s Relating to Continuations	117	5,227	2.2%	1.6%	1.4%	1.2%
% of Patients satisfied with the dentistry they have received	10	11	90.9%	94.2%	93.1%	92.8%
% of Patients satisfied with the time they had to wait for an appointment	11	11	100.0%	88.8%	89.5%	88.7%

* This is based on patients treated on this contract for their most recent course of treatment. Figures in italics indicate the base number of FP17s or Patient Questionnaire responses are less than 100. N/A is shown where the base number of responses is less than 10 during the period. % is calculated as Quantity/Base number*100

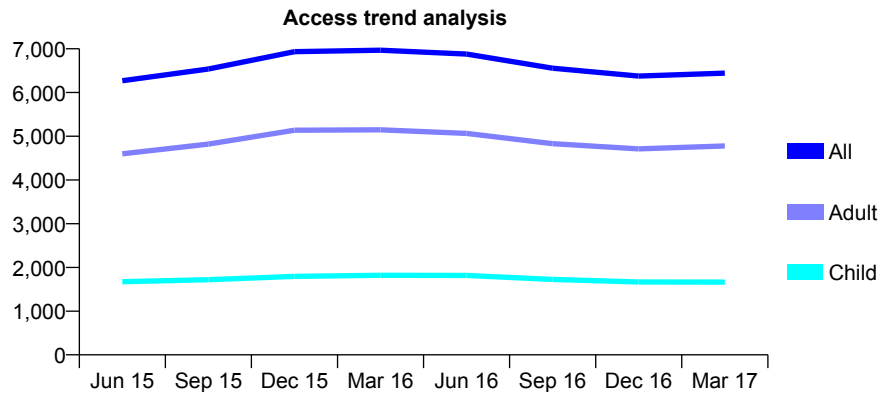
Q51 - Vital Signs At a Glance Contract Report for 101435/0112 - March 2017

Name or company name	IDH Limited
Contract type name	GDS Contract
Purpose of contract	General
Contract start date	01/08/2008
Contract end date	

16/17 Contracted general activity (UDA)	18,223
Carry forward general activity (UDA)	0
16/17 Contracted orthodontic activity (UOA)	0
Carry forward orthodontic activity (UOA)	0
Baseline contract value	£500,204.57

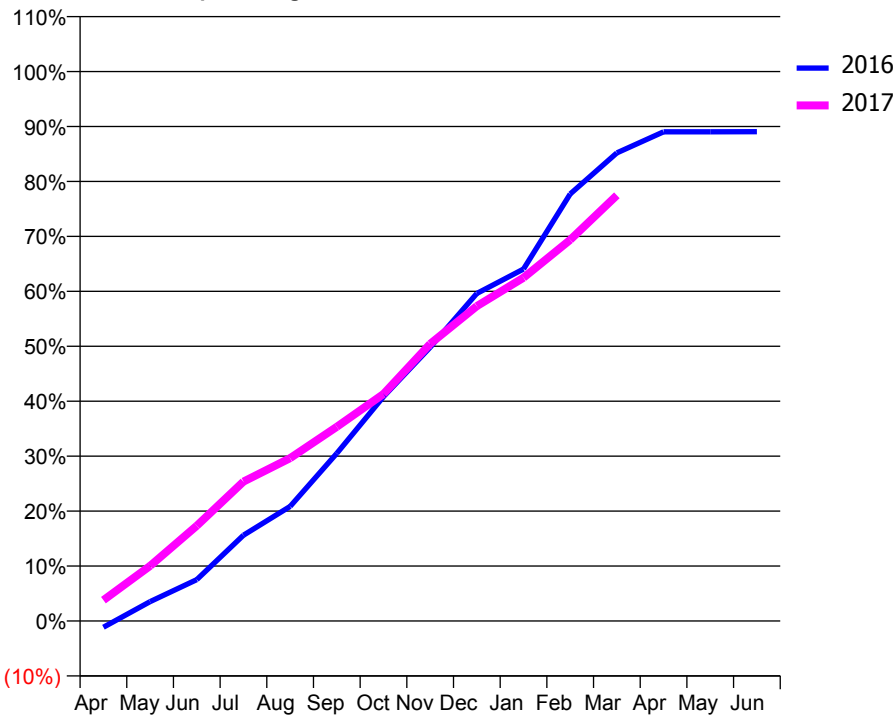
ACCESS*

Patients seen in 24 months	Total	Change since previous quarter
Quarter ending March 2016	6,968	
Quarter ending June 2016	6,879	↓
Quarter ending September 2016	6,557	↓
Quarter ending December 2016	6,376	↓
Quarter ending March 2017	6,442	→
Variance since March 2016	(7.5%)	↓



ACTIVITY

Cumulative percentage of contracted UDA delivered 2016 & 2017



Month	Adjusted Scheduled Activity (UDA)	
	2016	2017
April	-212	691
May	643	1,830
June	1,372	3,158
July	2,844	4,622
August	3,802	5,404
September	5,560	6,441
October	7,442	7,530
November	9,075	9,193
December	10,862	10,441
January	11,672	11,387
February	14,163	12,640
March	15,525	14,116
April	16,222	
May	16,221	
June	16,225	

QUALITY

	Quantity	Base Number	Contract	AT	Region	England
% of FP17s for the same patient ID Re-attending within 3 months - Children	81	1,711	4.7%	10.5%	13.3%	12.3%
% of FP17s for the same patient ID Re-attending within 3 months - Adults	498	4,581	10.9%	15.4%	17.3%	16.7%
% of FP17s for the same patient ID Re-attending between 3 & 9 months - Children	674	1,711	39.4%	58.5%	58.9%	57.6%
% of FP17s for the same patient ID Re-attending between 3 & 9 months - Adults	1,665	4,581	36.3%	52.3%	52.2%	50.1%
% of FP17s for Band 1 Urgent Courses	283	6,026	4.7%	7.7%	9.2%	9.1%
% of FP17s Relating to Free Repair or Replacements	33	6,026	0.5%	1.3%	1.0%	0.8%
% of FP17s Relating to Continuations	124	6,026	2.1%	1.6%	1.4%	1.2%
% of Patients satisfied with the dentistry they have received	5	6	N/A	94.2%	93.1%	92.8%
% of Patients satisfied with the time they had to wait for an appointment	6	6	N/A	88.8%	89.5%	88.7%

* This is based on patients treated on this contract for their most recent course of treatment. Figures in italics indicate the base number of FP17s or Patient Questionnaire responses are less than 100. N/A is shown where the base number of responses is less than 10 during the period. % is calculated as Quantity/Base number*100

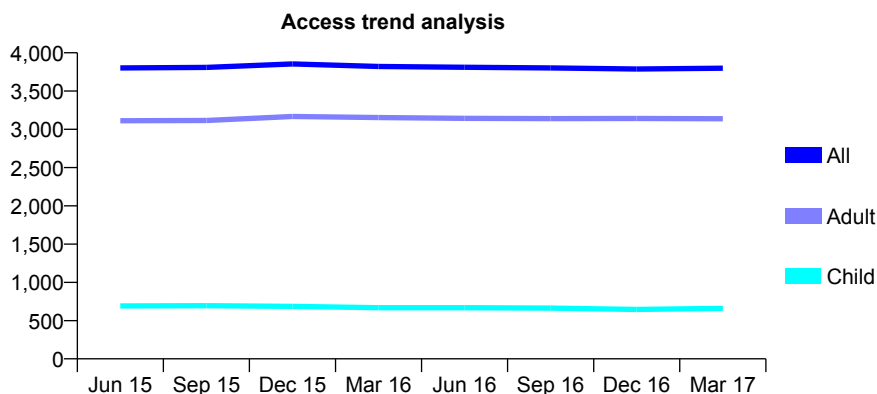
Q51 - Vital Signs At a Glance Contract Report for 101613/0001 - March 2017

Name or company name	Yorkshire Smiles Limited
Contract type name	GDS Contract
Purpose of contract	General
Contract start date	01/07/2012
Contract end date	

16/17 Contracted general activity (UDA)	16,867
Carry forward general activity (UDA)	0
16/17 Contracted orthodontic activity (UOA)	0
Carry forward orthodontic activity (UOA)	0
Baseline contract value	£467,562.60

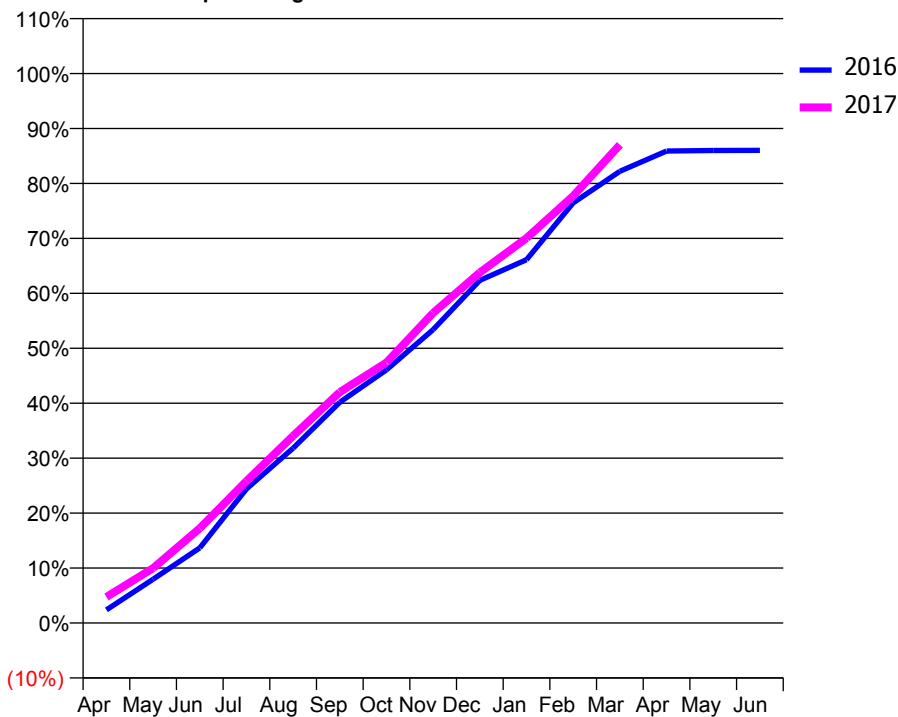
ACCESS*

Patients seen in 24 months	Total	Change since previous quarter
Quarter ending March 2016	3,822	
Quarter ending June 2016	3,811	→
Quarter ending September 2016	3,802	→
Quarter ending December 2016	3,788	→
Quarter ending March 2017	3,798	→
Variance since March 2016	(0.6%)	→



ACTIVITY

Cumulative percentage of contracted UDA delivered 2016 & 2017



Month	Adjusted Scheduled Activity (UDA)	
	2016	2017
April	432	801
May	1,446	1,685
June	2,478	2,909
July	4,426	4,358
August	5,770	5,743
September	7,285	7,086
October	8,354	7,995
November	9,681	9,520
December	11,309	10,760
January	11,988	11,813
February	13,862	13,110
March	14,905	14,678
April	15,574	
May	15,592	
June	15,597	

QUALITY

	Quantity	Base Number	Contract	AT	Region	England
% of FP17s for the same patient ID Re-attending within 3 months - Children	127	1,131	11.2%	10.5%	13.3%	12.3%
% of FP17s for the same patient ID Re-attending within 3 months - Adults	912	4,838	18.9%	15.4%	17.3%	16.7%
% of FP17s for the same patient ID Re-attending between 3 & 9 months - Children	683	1,131	60.4%	58.5%	58.9%	57.6%
% of FP17s for the same patient ID Re-attending between 3 & 9 months - Adults	2,622	4,838	54.2%	52.3%	52.2%	50.1%
% of FP17s for Band 1 Urgent Courses	266	5,721	4.6%	7.7%	9.2%	9.1%
% of FP17s Relating to Free Repair or Replacements	113	5,721	2.0%	1.3%	1.0%	0.8%
% of FP17s Relating to Continuations	268	5,721	4.7%	1.6%	1.4%	1.2%
% of Patients satisfied with the dentistry they have received	8	8	N/A	94.2%	93.1%	92.8%
% of Patients satisfied with the time they had to wait for an appointment	8	8	N/A	88.8%	89.5%	88.7%

* This is based on patients treated on this contract for their most recent course of treatment. Figures in italics indicate the base number of FP17s or Patient Questionnaire responses are less than 100. N/A is shown where the base number of responses is less than 10 during the period. % is calculated as Quantity/Base number*100

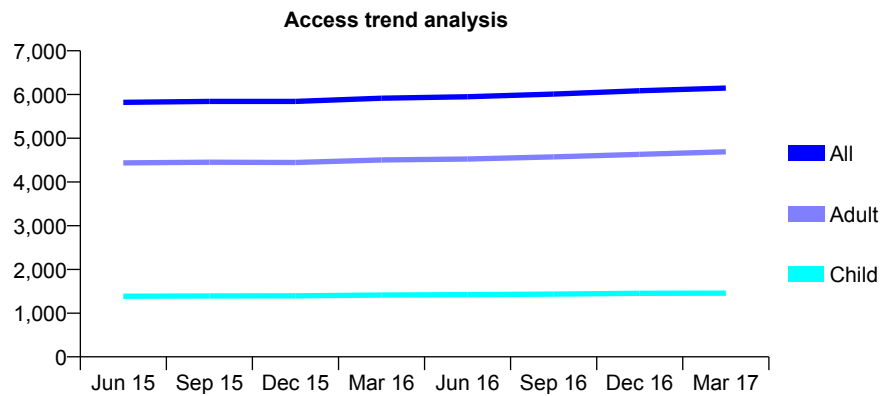
Q51 - Vital Signs At a Glance Contract Report for 102334/0001 - March 2017

Name or company name	157 Dental Care Limited
Contract type name	GDS Contract
Purpose of contract	General
Contract start date	01/11/2010
Contract end date	

16/17 Contracted general activity (UDA)	17,639
Carry forward general activity (UDA)	648
16/17 Contracted orthodontic activity (UOA)	0
Carry forward orthodontic activity (UOA)	0
Baseline contract value	£496,017.52

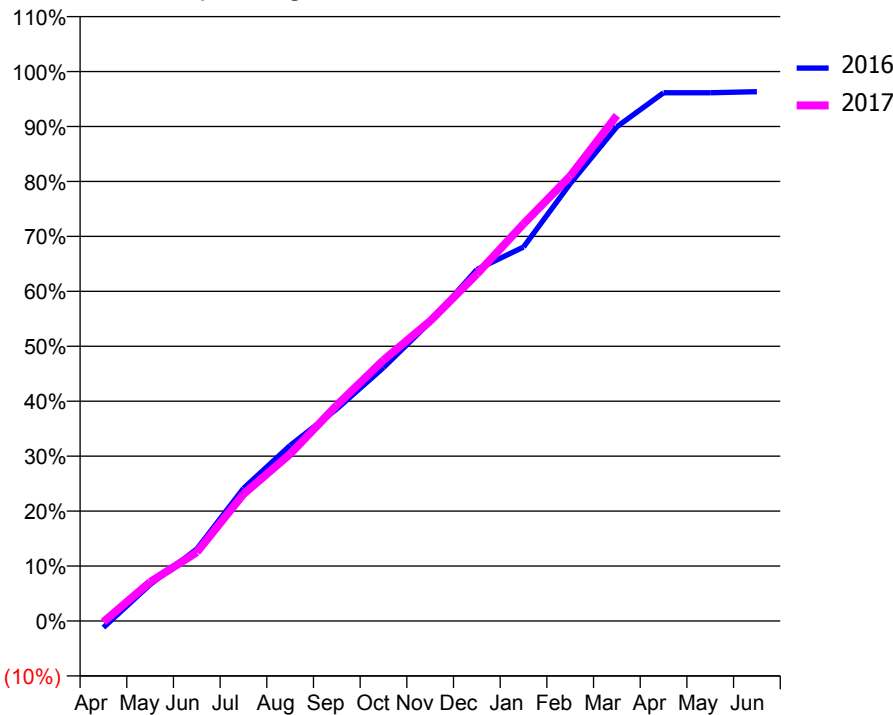
ACCESS*

Patients seen in 24 months	Total	Change since previous quarter
Quarter ending March 2016	5,917	
Quarter ending June 2016	5,948	→
Quarter ending September 2016	6,010	→
Quarter ending December 2016	6,086	→
Quarter ending March 2017	6,146	→
Variance since March 2016	3.9%	↑



ACTIVITY

Cumulative percentage of contracted UDA delivered 2016 & 2017



Month	Adjusted Scheduled Activity (UDA)	
	2016	2017
April	-210	-31
May	1,171	1,251
June	2,311	2,207
July	4,256	4,073
August	5,635	5,362
September	6,808	6,928
October	8,134	8,376
November	9,599	9,629
December	11,281	11,135
January	12,003	12,748
February	14,037	14,280
March	15,865	16,229
April	16,959	
May	16,959	
June	16,991	

QUALITY

	Quantity	Base Number	Contract	AT	Region	England
% of FP17s for the same patient ID Re-attending within 3 months - Children	276	2,404	11.5%	10.5%	13.3%	12.3%
% of FP17s for the same patient ID Re-attending within 3 months - Adults	830	5,794	14.3%	15.4%	17.3%	16.7%
% of FP17s for the same patient ID Re-attending between 3 & 9 months - Children	1,427	2,404	59.4%	58.5%	58.9%	57.6%
% of FP17s for the same patient ID Re-attending between 3 & 9 months - Adults	2,346	5,794	40.5%	52.3%	52.2%	50.1%
% of FP17s for Band 1 Urgent Courses	783	7,780	10.1%	7.7%	9.2%	9.1%
% of FP17s Relating to Free Repair or Replacements	141	7,780	1.8%	1.3%	1.0%	0.8%
% of FP17s Relating to Continuations	175	7,780	2.2%	1.6%	1.4%	1.2%
% of Patients satisfied with the dentistry they have received	10	10	100.0%	94.2%	93.1%	92.8%
% of Patients satisfied with the time they had to wait for an appointment	10	10	100.0%	88.8%	89.5%	88.7%

* This is based on patients treated on this contract for their most recent course of treatment. Figures in italics indicate the base number of FP17s or Patient Questionnaire responses are less than 100. N/A is shown where the base number of responses is less than 10 during the period. % is calculated as Quantity/Base number*100

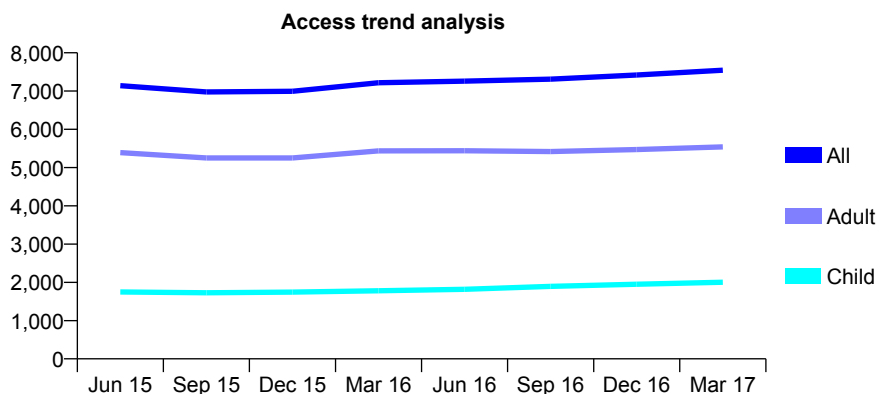
Q51 - Vital Signs At a Glance Contract Report for 104221/0001 - March 2017

Name or company name	Hoyland Family Dental Centre
Contract type name	GDS Contract
Purpose of contract	General
Contract start date	01/01/2009
Contract end date	

16/17 Contracted general activity (UDA)	24,001
Carry forward general activity (UDA)	185
16/17 Contracted orthodontic activity (UOA)	0
Carry forward orthodontic activity (UOA)	0
Baseline contract value	£665,418.42

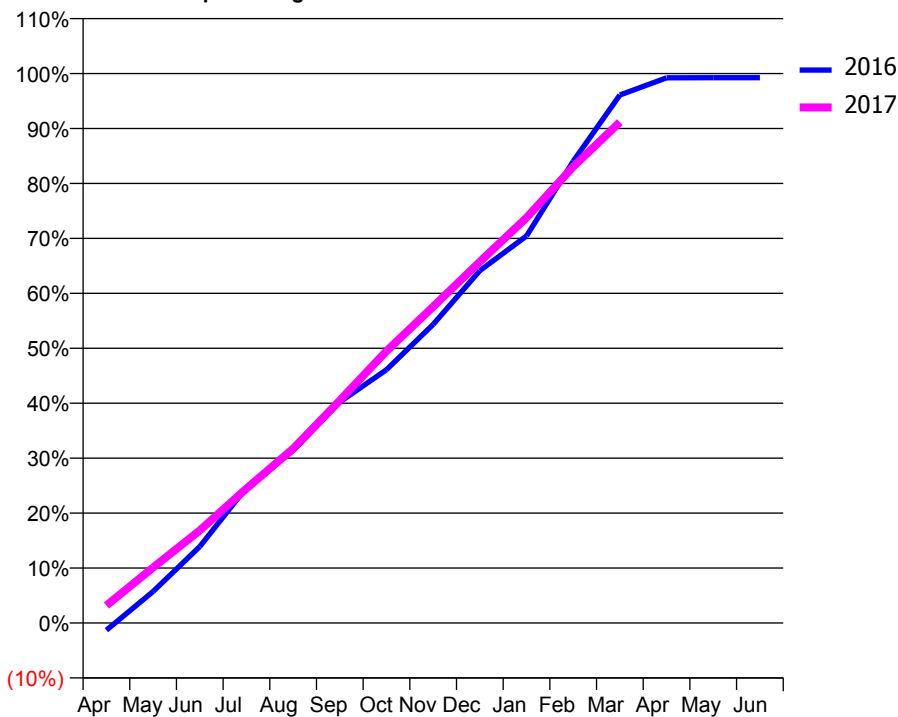
ACCESS*

Patients seen in 24 months	Total	Change since previous quarter
Quarter ending March 2016	7,216	
Quarter ending June 2016	7,258	→
Quarter ending September 2016	7,312	→
Quarter ending December 2016	7,420	→
Quarter ending March 2017	7,544	→
Variance since March 2016	4.5%	↑



ACTIVITY

Cumulative percentage of contracted UDA delivered 2016 & 2017



Adjusted Scheduled Activity (UDA)

Month	2016	2017
April	-318	766
May	1,380	2,426
June	3,340	4,043
July	5,917	5,871
August	7,537	7,612
September	9,656	9,723
October	11,063	11,876
November	13,041	13,817
December	15,392	15,779
January	16,903	17,701
February	20,167	19,929
March	23,060	21,879
April	23,813	
May	23,816	
June	23,816	

QUALITY

	Quantity	Base Number	Contract	AT	Region	England
% of FP17s for the same patient ID Re-attending within 3 months - Children	190	2,821	6.7%	10.5%	13.3%	12.3%
% of FP17s for the same patient ID Re-attending within 3 months - Adults	844	7,168	11.8%	15.4%	17.3%	16.7%
% of FP17s for the same patient ID Re-attending between 3 & 9 months - Children	1,512	2,821	53.6%	58.5%	58.9%	57.6%
% of FP17s for the same patient ID Re-attending between 3 & 9 months - Adults	3,762	7,168	52.5%	52.3%	52.2%	50.1%
% of FP17s for Band 1 Urgent Courses	482	9,646	5.0%	7.7%	9.2%	9.1%
% of FP17s Relating to Free Repair or Replacements	78	9,646	0.8%	1.3%	1.0%	0.8%
% of FP17s Relating to Continuations	181	9,646	1.9%	1.6%	1.4%	1.2%
% of Patients satisfied with the dentistry they have received	12	12	100.0%	94.2%	93.1%	92.8%
% of Patients satisfied with the time they had to wait for an appointment	11	12	91.7%	88.8%	89.5%	88.7%

* This is based on patients treated on this contract for their most recent course of treatment. Figures in italics indicate the base number of FP17s or Patient Questionnaire responses are less than 100. N/A is shown where the base number of responses is less than 10 during the period. % is calculated as Quantity/Base number*100

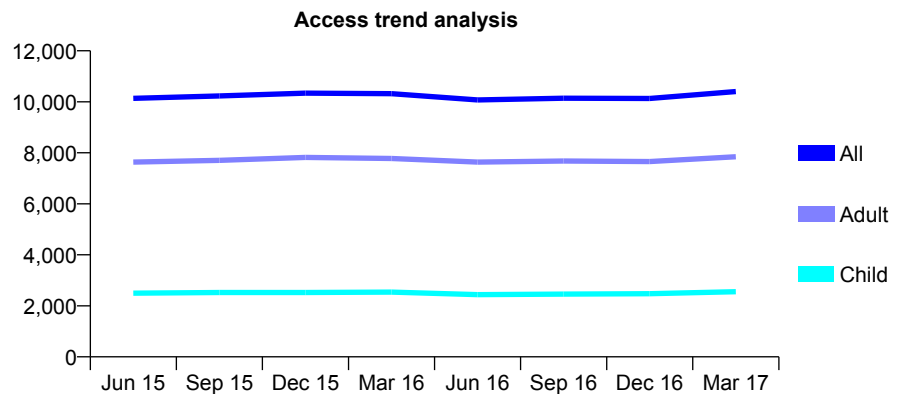
Q51 - Vital Signs At a Glance Contract Report for 108022/0001 - March 2017

Name or company name	P B Robinson Doncaster Ltd
Contract type name	GDS Contract
Purpose of contract	General
Contract start date	01/10/2011
Contract end date	

16/17 Contracted general activity (UDA)	28,644
Carry forward general activity (UDA)	1,001
16/17 Contracted orthodontic activity (UOA)	0
Carry forward orthodontic activity (UOA)	0
Baseline contract value	£810,576.30

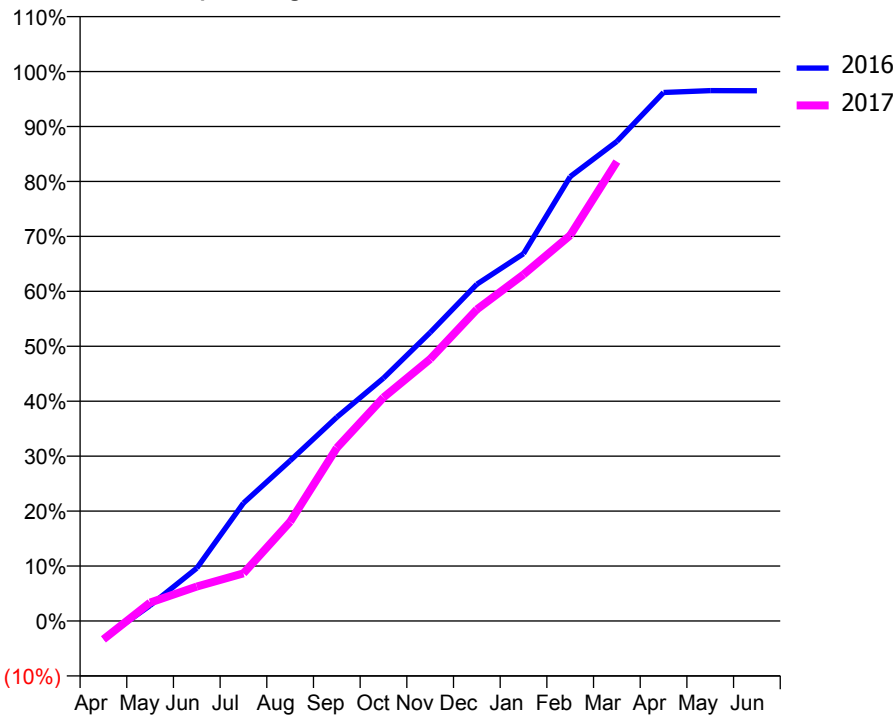
ACCESS*

Patients seen in 24 months	Total	Change since previous quarter
Quarter ending March 2016	10,319	
Quarter ending June 2016	10,073	↓
Quarter ending September 2016	10,139	→
Quarter ending December 2016	10,130	→
Quarter ending March 2017	10,400	↑
Variance since March 2016	0.8%	→



ACTIVITY

Cumulative percentage of contracted UDA delivered 2016 & 2017



Month	Adjusted Scheduled Activity (UDA)	
	2016	2017
April	-931	-963
May	813	965
June	2,759	1,799
July	6,149	2,485
August	8,358	5,178
September	10,627	9,025
October	12,664	11,650
November	15,042	13,654
December	17,558	16,238
January	19,147	18,061
February	23,167	20,104
March	25,002	23,952
April	27,553	
May	27,651	
June	27,643	

QUALITY

	Quantity	Base Number	Contract	AT	Region	England
% of FP17s for the same patient ID Re-attending within 3 months - Children	222	3,032	7.3%	10.5%	13.3%	12.3%
% of FP17s for the same patient ID Re-attending within 3 months - Adults	1,127	9,131	12.3%	15.4%	17.3%	16.7%
% of FP17s for the same patient ID Re-attending between 3 & 9 months - Children	1,403	3,032	46.3%	58.5%	58.9%	57.6%
% of FP17s for the same patient ID Re-attending between 3 & 9 months - Adults	3,841	9,131	42.1%	52.3%	52.2%	50.1%
% of FP17s for Band 1 Urgent Courses	919	10,941	8.4%	7.7%	9.2%	9.1%
% of FP17s Relating to Free Repair or Replacements	124	10,941	1.1%	1.3%	1.0%	0.8%
% of FP17s Relating to Continuations	164	10,941	1.5%	1.6%	1.4%	1.2%
% of Patients satisfied with the dentistry they have received	19	20	95.0%	94.2%	93.1%	92.8%
% of Patients satisfied with the time they had to wait for an appointment	16	20	80.0%	88.8%	89.5%	88.7%

* This is based on patients treated on this contract for their most recent course of treatment. Figures in italics indicate the base number of FP17s or Patient Questionnaire responses are less than 100. N/A is shown where the base number of responses is less than 10 during the period. % is calculated as Quantity/Base number*100

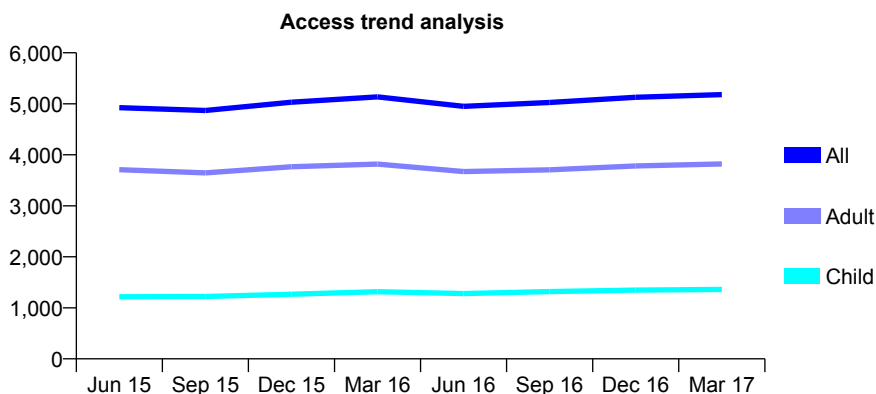
Q51 - Vital Signs At a Glance Contract Report for 108022/0002 - March 2017

Name or company name	P B Robinson Doncaster Ltd
Contract type name	GDS Contract
Purpose of contract	General
Contract start date	01/10/2011
Contract end date	

16/17 Contracted general activity (UDA)	14,348
Carry forward general activity (UDA)	-188
16/17 Contracted orthodontic activity (UOA)	0
Carry forward orthodontic activity (UOA)	0
Baseline contract value	£406,081.81

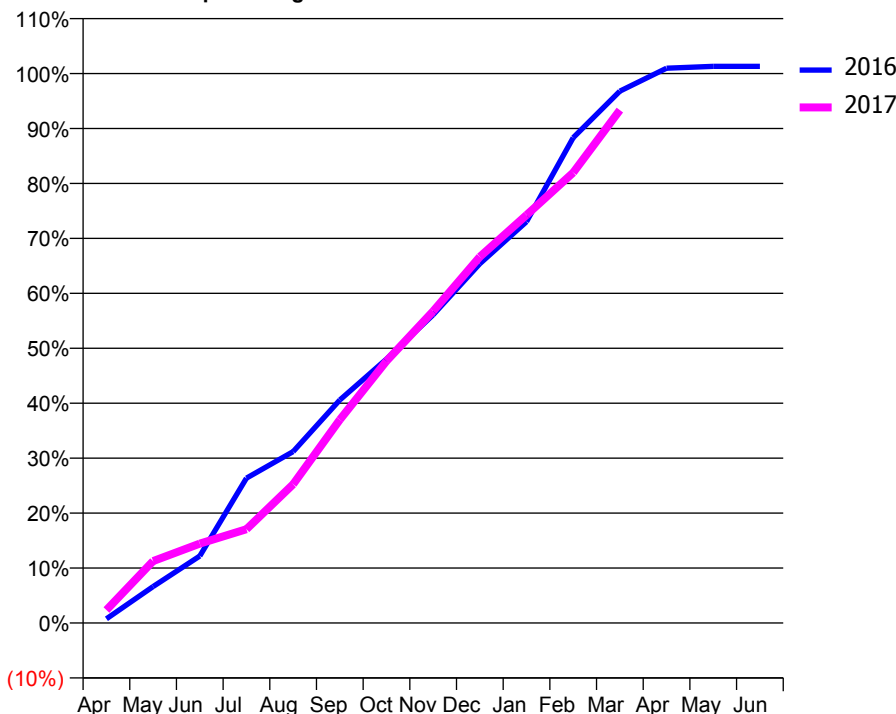
ACCESS*

Patients seen in 24 months	Total	Change since previous quarter
Quarter ending March 2016	5,136	
Quarter ending June 2016	4,950	↓
Quarter ending September 2016	5,026	→
Quarter ending December 2016	5,129	↑
Quarter ending March 2017	5,181	→
Variance since March 2016	0.9%	→



ACTIVITY

Cumulative percentage of contracted UDA delivered 2016 & 2017



Month	Adjusted Scheduled Activity (UDA)	
	2016	2017
April	109	340
May	953	1,619
June	1,750	2,072
July	3,782	2,448
August	4,475	3,624
September	5,825	5,307
October	6,892	6,841
November	8,049	8,142
December	9,381	9,562
January	10,480	10,654
February	12,673	11,761
March	13,886	13,394
April	14,485	
May	14,533	
June	14,536	

QUALITY

	Quantity	Base Number	Contract	AT	Region	England
% of FP17s for the same patient ID Re-attending within 3 months - Children	115	1,637	7.0%	10.5%	13.3%	12.3%
% of FP17s for the same patient ID Re-attending within 3 months - Adults	451	4,336	10.4%	15.4%	17.3%	16.7%
% of FP17s for the same patient ID Re-attending between 3 & 9 months - Children	793	1,637	48.4%	58.5%	58.9%	57.6%
% of FP17s for the same patient ID Re-attending between 3 & 9 months - Adults	1,996	4,336	46.0%	52.3%	52.2%	50.1%
% of FP17s for Band 1 Urgent Courses	526	5,704	9.2%	7.7%	9.2%	9.1%
% of FP17s Relating to Free Repair or Replacements	22	5,704	0.4%	1.3%	1.0%	0.8%
% of FP17s Relating to Continuations	16	5,704	0.3%	1.6%	1.4%	1.2%
% of Patients satisfied with the dentistry they have received	7	8	N/A	94.2%	93.1%	92.8%
% of Patients satisfied with the time they had to wait for an appointment	7	8	N/A	88.8%	89.5%	88.7%

* This is based on patients treated on this contract for their most recent course of treatment. Figures in italics indicate the base number of FP17s or Patient Questionnaire responses are less than 100. N/A is shown where the base number of responses is less than 10 during the period. % is calculated as Quantity/Base number*100

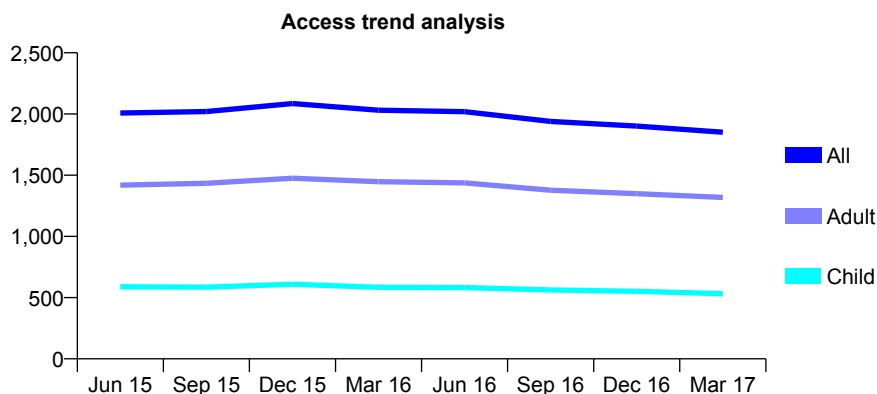
Q51 - Vital Signs At a Glance Contract Report for 108022/0003 - March 2017

Name or company name	P B Robinson Doncaster Ltd
Contract type name	GDS Contract
Purpose of contract	General
Contract start date	01/10/2011
Contract end date	

16/17 Contracted general activity (UDA)	4,696
Carry forward general activity (UDA)	-91
16/17 Contracted orthodontic activity (UOA)	0
Carry forward orthodontic activity (UOA)	0
Baseline contract value	£132,887.62

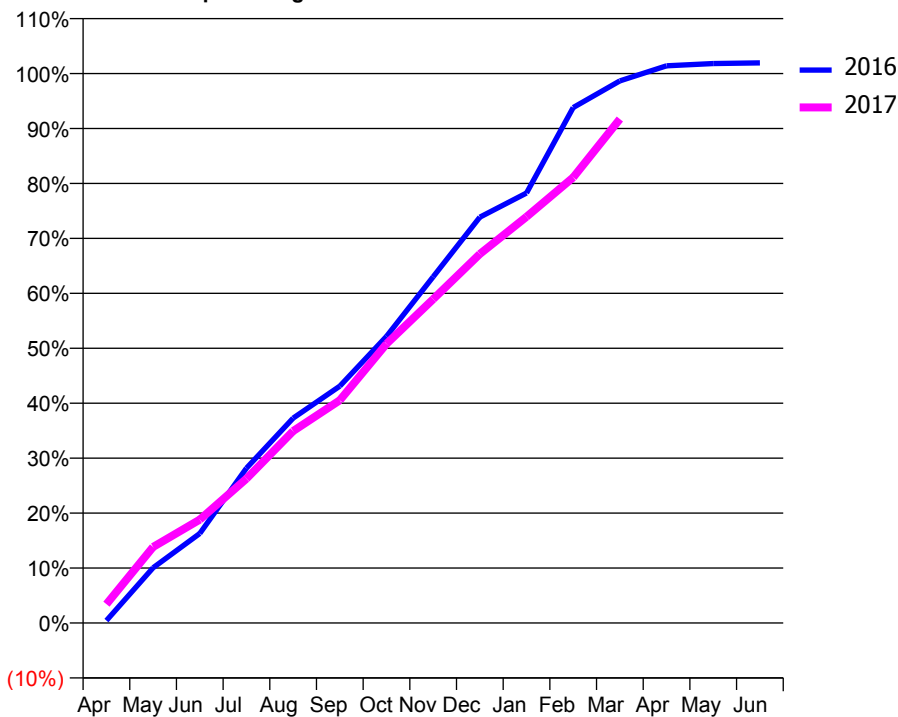
ACCESS*

Patients seen in 24 months	Total	Change since previous quarter
Quarter ending March 2016	2,031	
Quarter ending June 2016	2,019	→
Quarter ending September 2016	1,940	↓
Quarter ending December 2016	1,901	↓
Quarter ending March 2017	1,851	↓
Variance since March 2016	(8.9%)	↓



ACTIVITY

Cumulative percentage of contracted UDA delivered 2016 & 2017



Month	Adjusted Scheduled Activity (UDA)	
	2016	2017
April	21	162
May	472	650
June	766	884
July	1,324	1,234
August	1,751	1,640
September	2,024	1,904
October	2,450	2,385
November	2,959	2,767
December	3,468	3,154
January	3,674	3,472
February	4,405	3,808
March	4,633	4,307
April	4,762	
May	4,781	
June	4,787	

QUALITY

	Quantity	Base Number	Contract	AT	Region	England
% of FP17s for the same patient ID Re-attending within 3 months - Children	38	598	6.4%	10.5%	13.3%	12.3%
% of FP17s for the same patient ID Re-attending within 3 months - Adults	186	1,552	12.0%	15.4%	17.3%	16.7%
% of FP17s for the same patient ID Re-attending between 3 & 9 months - Children	305	598	51.0%	58.5%	58.9%	57.6%
% of FP17s for the same patient ID Re-attending between 3 & 9 months - Adults	789	1,552	50.8%	52.3%	52.2%	50.1%
% of FP17s for Band 1 Urgent Courses	162	2,046	7.9%	7.7%	9.2%	9.1%
% of FP17s Relating to Free Repair or Replacements	20	2,046	1.0%	1.3%	1.0%	0.8%
% of FP17s Relating to Continuations	35	2,046	1.7%	1.6%	1.4%	1.2%
% of Patients satisfied with the dentistry they have received	1	1	N/A	94.2%	93.1%	92.8%
% of Patients satisfied with the time they had to wait for an appointment	1	1	N/A	88.8%	89.5%	88.7%

* This is based on patients treated on this contract for their most recent course of treatment. Figures in italics indicate the base number of FP17s or Patient Questionnaire responses are less than 100. N/A is shown where the base number of responses is less than 10 during the period. % is calculated as Quantity/Base number*100

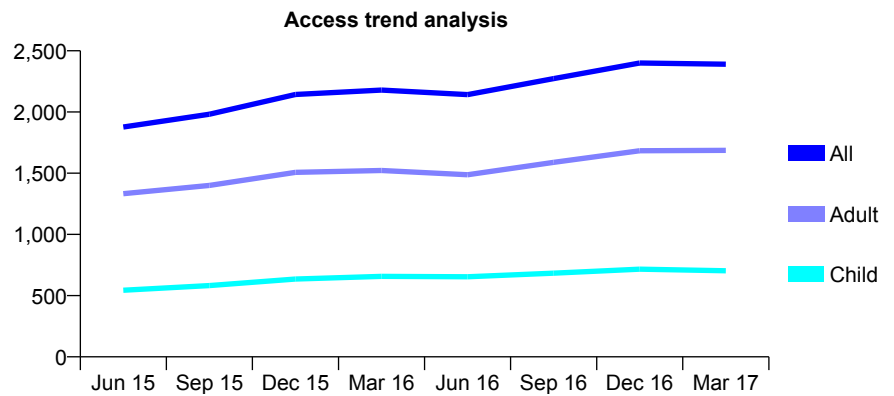
Q51 - Vital Signs At a Glance Contract Report for 108022/0004 - March 2017

Name or company name	P B Robinson Doncaster Ltd
Contract type name	GDS Contract
Purpose of contract	General
Contract start date	01/10/2011
Contract end date	

16/17 Contracted general activity (UDA)	6,618
Carry forward general activity (UDA)	-132
16/17 Contracted orthodontic activity (UOA)	0
Carry forward orthodontic activity (UOA)	0
Baseline contract value	£187,278.10

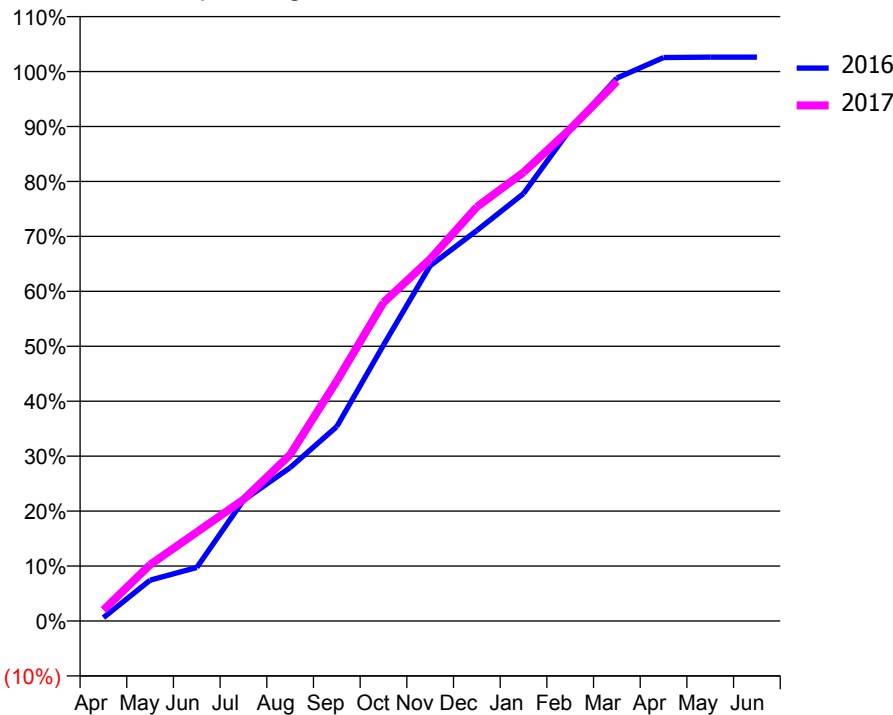
ACCESS*

Patients seen in 24 months	Total	Change since previous quarter
Quarter ending March 2016	2,179	
Quarter ending June 2016	2,142	↓
Quarter ending September 2016	2,273	↑
Quarter ending December 2016	2,400	↑
Quarter ending March 2017	2,390	→
Variance since March 2016	9.7%	↑



ACTIVITY

Cumulative percentage of contracted UDA delivered 2016 & 2017



Month	Adjusted Scheduled Activity (UDA)	
	2016	2017
April	41	132
May	493	678
June	645	1,070
July	1,454	1,462
August	1,847	2,003
September	2,342	2,891
October	3,324	3,836
November	4,279	4,359
December	4,703	4,988
January	5,148	5,404
February	5,921	5,925
March	6,538	6,498
April	6,786	
May	6,790	
June	6,790	

QUALITY

	Quantity	Base Number	Contract	AT	Region	England
% of FP17s for the same patient ID Re-attending within 3 months - Children	83	865	9.6%	10.5%	13.3%	12.3%
% of FP17s for the same patient ID Re-attending within 3 months - Adults	234	1,905	12.3%	15.4%	17.3%	16.7%
% of FP17s for the same patient ID Re-attending between 3 & 9 months - Children	352	865	40.7%	58.5%	58.9%	57.6%
% of FP17s for the same patient ID Re-attending between 3 & 9 months - Adults	743	1,905	39.0%	52.3%	52.2%	50.1%
% of FP17s for Band 1 Urgent Courses	233	2,641	8.8%	7.7%	9.2%	9.1%
% of FP17s Relating to Free Repair or Replacements	35	2,641	1.3%	1.3%	1.0%	0.8%
% of FP17s Relating to Continuations	30	2,641	1.1%	1.6%	1.4%	1.2%
% of Patients satisfied with the dentistry they have received	4	4	N/A	94.2%	93.1%	92.8%
% of Patients satisfied with the time they had to wait for an appointment	4	4	N/A	88.8%	89.5%	88.7%

* This is based on patients treated on this contract for their most recent course of treatment. Figures in italics indicate the base number of FP17s or Patient Questionnaire responses are less than 100. N/A is shown where the base number of responses is less than 10 during the period. % is calculated as Quantity/Base number*100

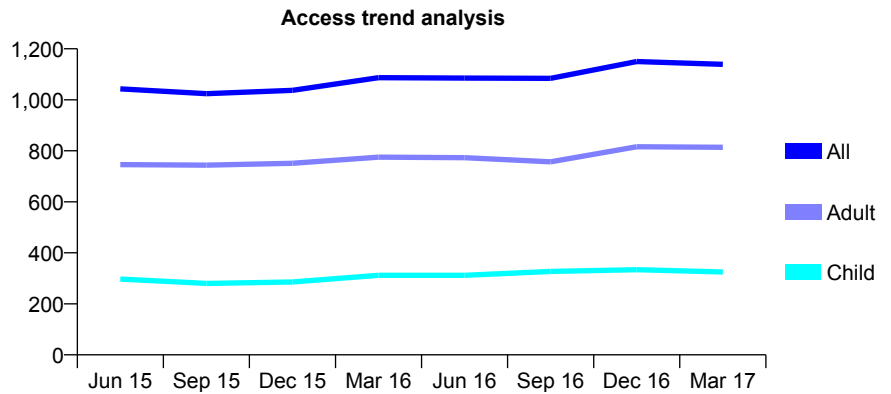
Q51 - Vital Signs At a Glance Contract Report for 108022/0005 - March 2017

Name or company name	P B Robinson Doncaster Ltd
Contract type name	GDS Contract
Purpose of contract	General
Contract start date	01/11/2011
Contract end date	

16/17 Contracted general activity (UDA)	3,346
Carry forward general activity (UDA)	26
16/17 Contracted orthodontic activity (UOA)	0
Carry forward orthodontic activity (UOA)	0
Baseline contract value	£86,701.81

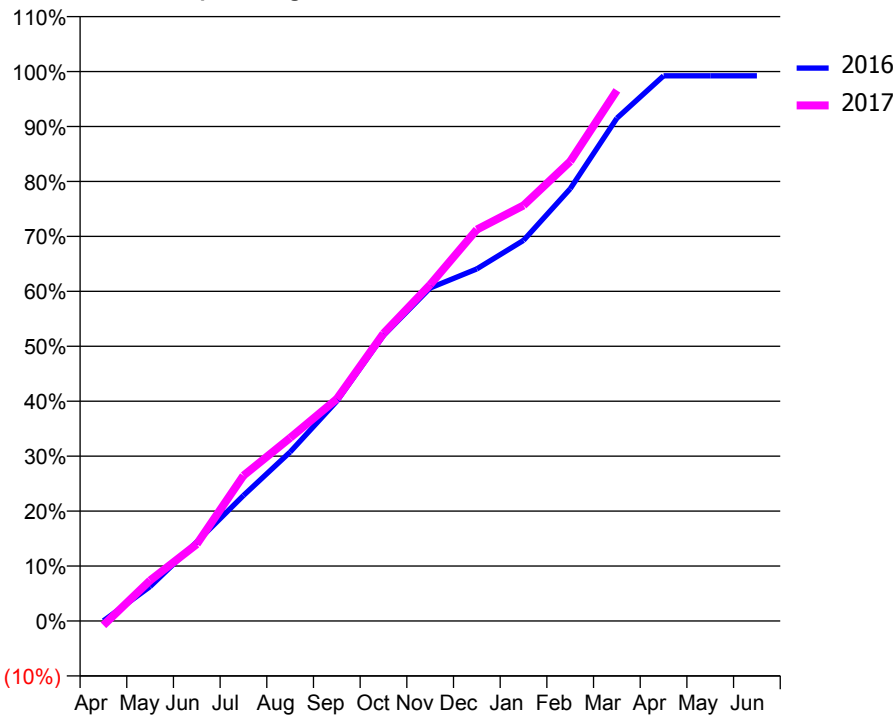
ACCESS*

Patients seen in 24 months	Total	Change since previous quarter
Quarter ending March 2016	1,087	
Quarter ending June 2016	1,085	→
Quarter ending September 2016	1,084	→
Quarter ending December 2016	1,150	↑
Quarter ending March 2017	1,139	→
Variance since March 2016	4.8%	↑



ACTIVITY

Cumulative percentage of contracted UDA delivered 2016 & 2017



Month	Adjusted Scheduled Activity (UDA)	
	2016	2017
April	1	-26
May	210	247
June	482	468
July	765	885
August	1,029	1,116
September	1,338	1,352
October	1,739	1,751
November	2,028	2,049
December	2,144	2,384
January	2,317	2,530
February	2,632	2,799
March	3,061	3,231
April	3,320	
May	3,320	
June	3,320	

QUALITY

	Quantity	Base Number	Contract	AT	Region	England
% of FP17s for the same patient ID Re-attending within 3 months - Children	69	449	15.4%	10.5%	13.3%	12.3%
% of FP17s for the same patient ID Re-attending within 3 months - Adults	120	917	13.1%	15.4%	17.3%	16.7%
% of FP17s for the same patient ID Re-attending between 3 & 9 months - Children	166	449	37.0%	58.5%	58.9%	57.6%
% of FP17s for the same patient ID Re-attending between 3 & 9 months - Adults	339	917	37.0%	52.3%	52.2%	50.1%
% of FP17s for Band 1 Urgent Courses	87	1,251	7.0%	7.7%	9.2%	9.1%
% of FP17s Relating to Free Repair or Replacements	22	1,251	1.8%	1.3%	1.0%	0.8%
% of FP17s Relating to Continuations	18	1,251	1.4%	1.6%	1.4%	1.2%
% of Patients satisfied with the dentistry they have received	3	3	N/A	94.2%	93.1%	92.8%
% of Patients satisfied with the time they had to wait for an appointment	3	3	N/A	88.8%	89.5%	88.7%

* This is based on patients treated on this contract for their most recent course of treatment. Figures in italics indicate the base number of FP17s or Patient Questionnaire responses are less than 100. N/A is shown where the base number of responses is less than 10 during the period. % is calculated as Quantity/Base number*100

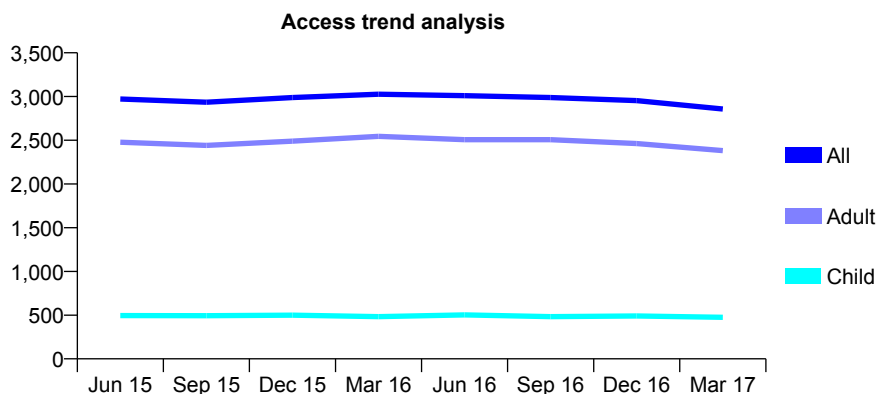
Q51 - Vital Signs At a Glance Contract Report for 108022/0006 - March 2017

Name or company name	P B Robinson Doncaster Ltd
Contract type name	GDS Contract
Purpose of contract	General
Contract start date	01/11/2011
Contract end date	

16/17 Contracted general activity (UDA)	8,800
Carry forward general activity (UDA)	0
16/17 Contracted orthodontic activity (UOA)	0
Carry forward orthodontic activity (UOA)	0
Baseline contract value	£248,997.38

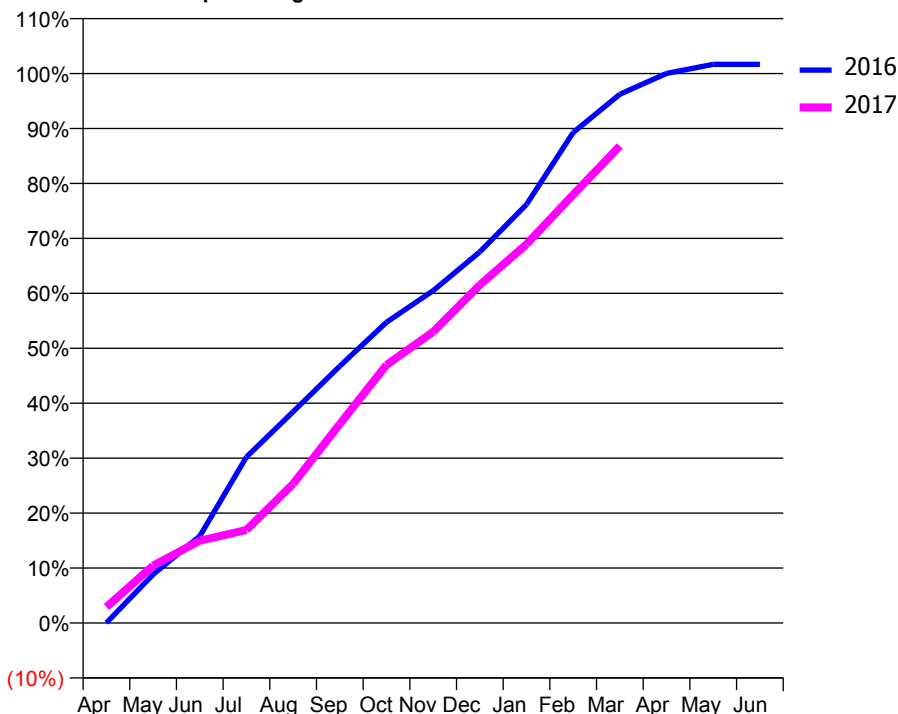
ACCESS*

Patients seen in 24 months	Total	Change since previous quarter
Quarter ending March 2016	3,027	
Quarter ending June 2016	3,009	→
Quarter ending September 2016	2,989	→
Quarter ending December 2016	2,953	↓
Quarter ending March 2017	2,857	↓
Variance since March 2016	(5.6%)	↓



ACTIVITY

Cumulative percentage of contracted UDA delivered 2016 & 2017



Month	Adjusted Scheduled Activity (UDA)	
	2016	2017
April	3	256
May	778	920
June	1,391	1,318
July	2,660	1,489
August	3,384	2,228
September	4,114	3,188
October	4,817	4,133
November	5,322	4,662
December	5,945	5,414
January	6,703	6,067
February	7,855	6,861
March	8,469	7,640
April	8,802	
May	8,946	
June	8,947	

QUALITY

	Quantity	Base Number	Contract	AT	Region	England
% of FP17s for the same patient ID Re-attending within 3 months - Children	32	535	6.0%	10.5%	13.3%	12.3%
% of FP17s for the same patient ID Re-attending within 3 months - Adults	342	2,647	12.9%	15.4%	17.3%	16.7%
% of FP17s for the same patient ID Re-attending between 3 & 9 months - Children	216	535	40.4%	58.5%	58.9%	57.6%
% of FP17s for the same patient ID Re-attending between 3 & 9 months - Adults	1,164	2,647	44.0%	52.3%	52.2%	50.1%
% of FP17s for Band 1 Urgent Courses	330	2,953	11.2%	7.7%	9.2%	9.1%
% of FP17s Relating to Free Repair or Replacements	22	2,953	0.7%	1.3%	1.0%	0.8%
% of FP17s Relating to Continuations	32	2,953	1.1%	1.6%	1.4%	1.2%
% of Patients satisfied with the dentistry they have received	6	6	N/A	94.2%	93.1%	92.8%
% of Patients satisfied with the time they had to wait for an appointment	6	6	N/A	88.8%	89.5%	88.7%

* This is based on patients treated on this contract for their most recent course of treatment. Figures in italics indicate the base number of FP17s or Patient Questionnaire responses are less than 100. N/A is shown where the base number of responses is less than 10 during the period. % is calculated as Quantity/Base number*100

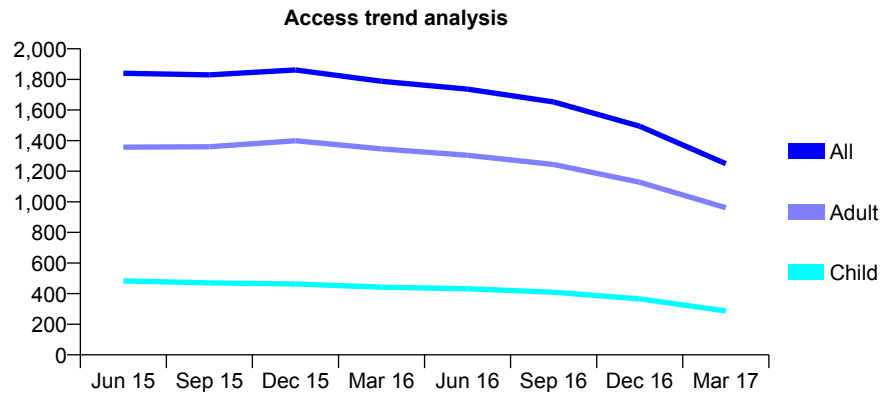
Q51 - Vital Signs At a Glance Contract Report for 108022/0007 - March 2017

Name or company name	P B Robinson Doncaster Ltd
Contract type name	GDS Contract
Purpose of contract	General
Contract start date	01/02/2013
Contract end date	

16/17 Contracted general activity (UDA)	5,120
Carry forward general activity (UDA)	133
16/17 Contracted orthodontic activity (UOA)	0
Carry forward orthodontic activity (UOA)	0
Baseline contract value	£161,424.01

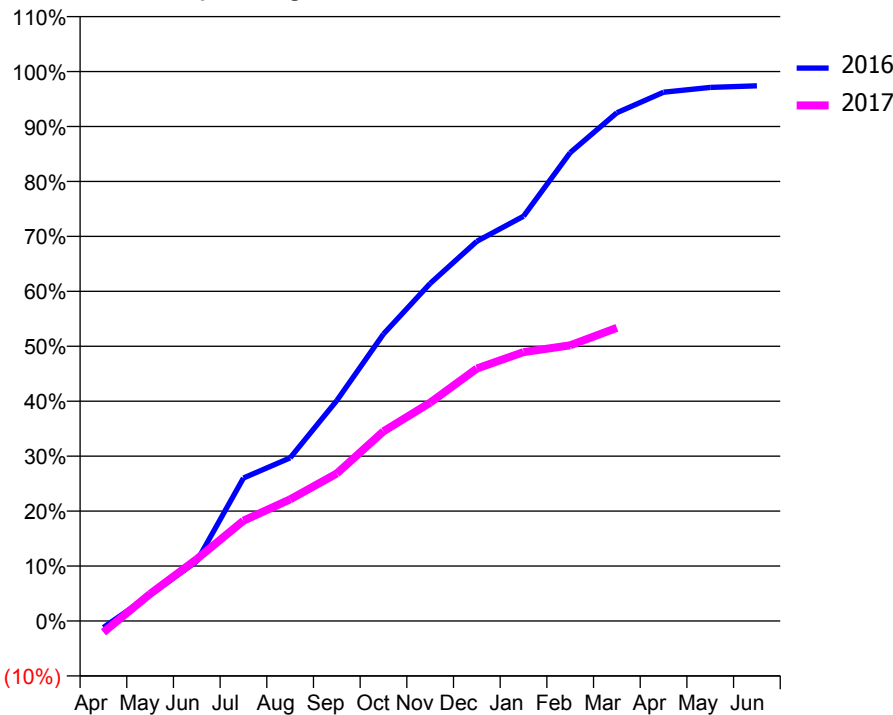
ACCESS*

Patients seen in 24 months	Total	Change since previous quarter
Quarter ending March 2016	1,788	
Quarter ending June 2016	1,736	↓
Quarter ending September 2016	1,653	↓
Quarter ending December 2016	1,494	↓
Quarter ending March 2017	1,249	↓
Variance since March 2016	(30.1%)	↓



ACTIVITY

Cumulative percentage of contracted UDA delivered 2016 & 2017



Month	Adjusted Scheduled Activity (UDA)	
	2016	2017
April	-61	-106
May	243	253
June	557	577
July	1,333	935
August	1,520	1,134
September	2,054	1,375
October	2,675	1,767
November	3,145	2,034
December	3,538	2,352
January	3,772	2,506
February	4,365	2,569
March	4,736	2,732
April	4,928	
May	4,972	
June	4,987	

QUALITY

	Quantity	Base Number	Contract	AT	Region	England
% of FP17s for the same patient ID Re-attending within 3 months - Children	12	269	4.5%	10.5%	13.3%	12.3%
% of FP17s for the same patient ID Re-attending within 3 months - Adults	80	925	8.6%	15.4%	17.3%	16.7%
% of FP17s for the same patient ID Re-attending between 3 & 9 months - Children	111	269	41.3%	58.5%	58.9%	57.6%
% of FP17s for the same patient ID Re-attending between 3 & 9 months - Adults	466	925	50.4%	52.3%	52.2%	50.1%
% of FP17s for Band 1 Urgent Courses	44	1,092	4.0%	7.7%	9.2%	9.1%
% of FP17s Relating to Free Repair or Replacements	24	1,092	2.2%	1.3%	1.0%	0.8%
% of FP17s Relating to Continuations	7	1,092	0.6%	1.6%	1.4%	1.2%
% of Patients satisfied with the dentistry they have received	2	3	N/A	94.2%	93.1%	92.8%
% of Patients satisfied with the time they had to wait for an appointment	3	3	N/A	88.8%	89.5%	88.7%

* This is based on patients treated on this contract for their most recent course of treatment. Figures in italics indicate the base number of FP17s or Patient Questionnaire responses are less than 100. N/A is shown where the base number of responses is less than 10 during the period. % is calculated as Quantity/Base number*100

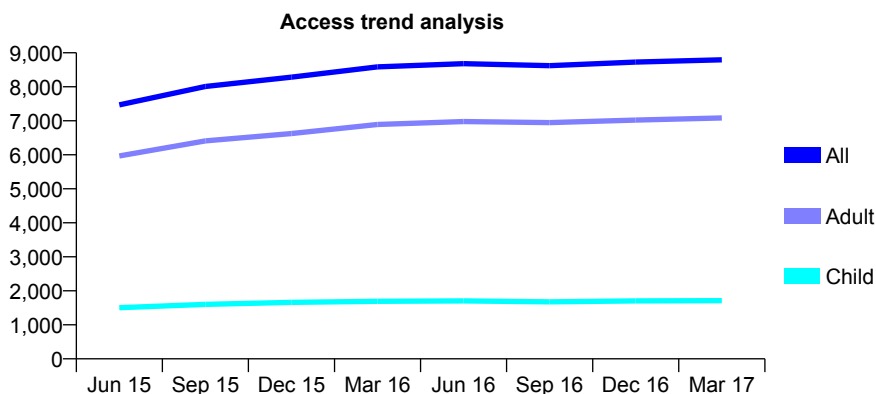
Q51 - Vital Signs At a Glance Contract Report for 109134/0001 - March 2017

Name or company name	Number 9 Dental Care Ltd
Contract type name	GDS Contract
Purpose of contract	General
Contract start date	01/06/2014
Contract end date	

16/17 Contracted general activity (UDA)	27,894
Carry forward general activity (UDA)	0
16/17 Contracted orthodontic activity (UOA)	0
Carry forward orthodontic activity (UOA)	0
Baseline contract value	£780,711.98

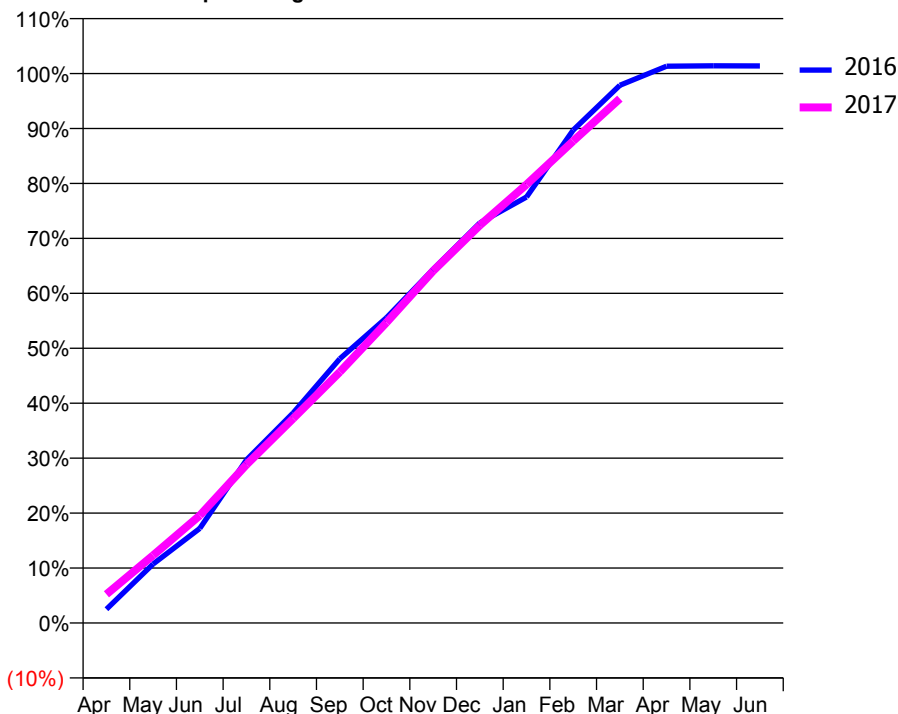
ACCESS*

Patients seen in 24 months	Total	Change since previous quarter
Quarter ending March 2016	8,585	
Quarter ending June 2016	8,679	→
Quarter ending September 2016	8,622	→
Quarter ending December 2016	8,726	→
Quarter ending March 2017	8,794	→
Variance since March 2016	2.4%	↑



ACTIVITY

Cumulative percentage of contracted UDA delivered 2016 & 2017



Month	Adjusted Scheduled Activity (UDA)	
	2016	2017
April	699	1,459
May	2,998	3,438
June	4,800	5,459
July	8,281	8,039
August	10,664	10,380
September	13,410	12,740
October	15,495	15,253
November	17,953	17,877
December	20,309	20,188
January	21,626	22,261
February	25,022	24,469
March	27,297	26,616
April	28,267	
May	28,285	
June	28,281	

QUALITY

	Quantity	Base Number	Contract	AT	Region	England
% of FP17s for the same patient ID Re-attending within 3 months - Children	213	2,391	8.9%	10.5%	13.3%	12.3%
% of FP17s for the same patient ID Re-attending within 3 months - Adults	2,010	10,420	19.3%	15.4%	17.3%	16.7%
% of FP17s for the same patient ID Re-attending between 3 & 9 months - Children	1,151	2,391	48.1%	58.5%	58.9%	57.6%
% of FP17s for the same patient ID Re-attending between 3 & 9 months - Adults	5,012	10,420	48.1%	52.3%	52.2%	50.1%
% of FP17s for Band 1 Urgent Courses	1,037	12,348	8.4%	7.7%	9.2%	9.1%
% of FP17s Relating to Free Repair or Replacements	249	12,348	2.0%	1.3%	1.0%	0.8%
% of FP17s Relating to Continuations	296	12,348	2.4%	1.6%	1.4%	1.2%
% of Patients satisfied with the dentistry they have received	26	26	100.0%	94.2%	93.1%	92.8%
% of Patients satisfied with the time they had to wait for an appointment	25	26	96.2%	88.8%	89.5%	88.7%

* This is based on patients treated on this contract for their most recent course of treatment. Figures in italics indicate the base number of FP17s or Patient Questionnaire responses are less than 100. N/A is shown where the base number of responses is less than 10 during the period. % is calculated as Quantity/Base number*100

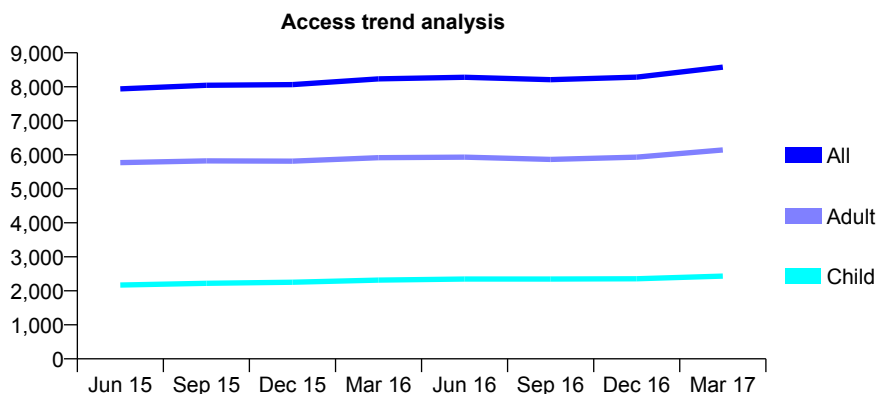
Q51 - Vital Signs At a Glance Contract Report for 109630/0001 - March 2017

Name or company name	TSJ Smile Limited
Contract type name	GDS Contract
Purpose of contract	General
Contract start date	01/04/2012
Contract end date	

16/17 Contracted general activity (UDA)	25,537
Carry forward general activity (UDA)	0
16/17 Contracted orthodontic activity (UOA)	0
Carry forward orthodontic activity (UOA)	0
Baseline contract value	£718,063.49

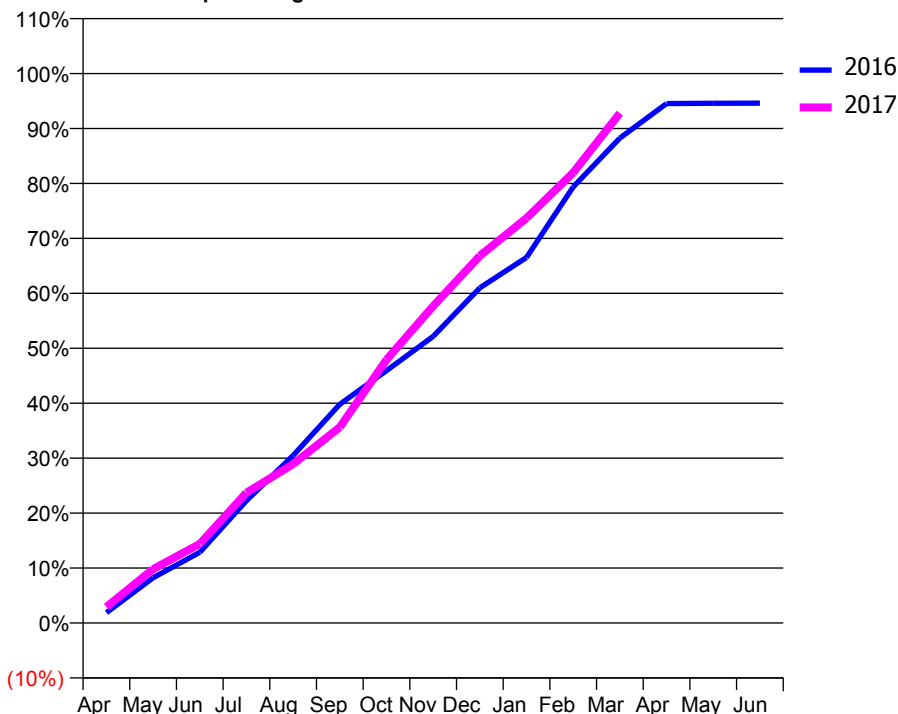
ACCESS*

Patients seen in 24 months	Total	Change since previous quarter
Quarter ending March 2016	8,232	
Quarter ending June 2016	8,282	→
Quarter ending September 2016	8,211	→
Quarter ending December 2016	8,284	→
Quarter ending March 2017	8,577	↑
Variance since March 2016	4.2%	↑



ACTIVITY

Cumulative percentage of contracted UDA delivered 2016 & 2017



Adjusted Scheduled Activity (UDA)

Month	2016	2017
April	480	749
May	2,103	2,508
June	3,290	3,680
July	5,684	6,056
August	7,789	7,385
September	10,169	9,103
October	11,726	12,238
November	13,323	14,727
December	15,574	17,065
January	16,986	18,819
February	20,266	20,933
March	22,533	23,695
April	24,143	
May	24,156	
June	24,158	

QUALITY

	Quantity	Base Number	Contract	AT	Region	England
% of FP17s for the same patient ID Re-attending within 3 months - Children	340	3,679	9.2%	10.5%	13.3%	12.3%
% of FP17s for the same patient ID Re-attending within 3 months - Adults	1,345	8,567	15.7%	15.4%	17.3%	16.7%
% of FP17s for the same patient ID Re-attending between 3 & 9 months - Children	2,092	3,679	56.9%	58.5%	58.9%	57.6%
% of FP17s for the same patient ID Re-attending between 3 & 9 months - Adults	4,216	8,567	49.2%	52.3%	52.2%	50.1%
% of FP17s for Band 1 Urgent Courses	1,288	11,030	11.7%	7.7%	9.2%	9.1%
% of FP17s Relating to Free Repair or Replacements	96	11,030	0.9%	1.3%	1.0%	0.8%
% of FP17s Relating to Continuations	73	11,030	0.7%	1.6%	1.4%	1.2%
% of Patients satisfied with the dentistry they have received	12	14	85.7%	94.2%	93.1%	92.8%
% of Patients satisfied with the time they had to wait for an appointment	12	14	85.7%	88.8%	89.5%	88.7%

* This is based on patients treated on this contract for their most recent course of treatment. Figures in italics indicate the base number of FP17s or Patient Questionnaire responses are less than 100. N/A is shown where the base number of responses is less than 10 during the period. % is calculated as Quantity/Base number*100

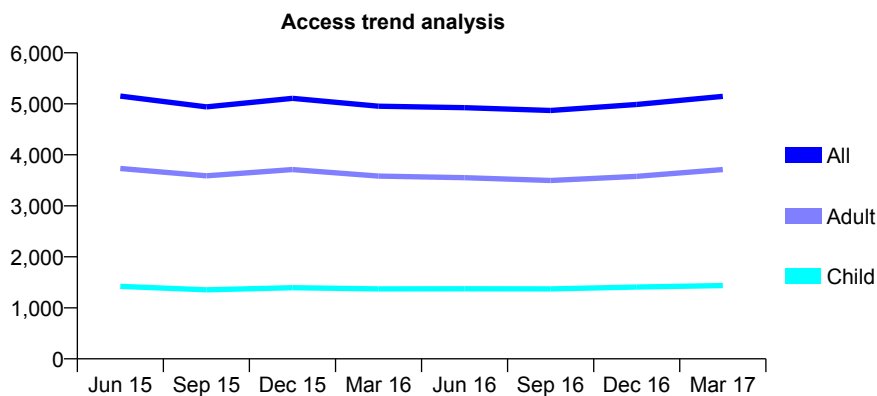
Q51 - Vital Signs At a Glance Contract Report for 109630/0002 - March 2017

Name or company name	TSJ Smile Limited
Contract type name	GDS Contract
Purpose of contract	General
Contract start date	01/04/2012
Contract end date	

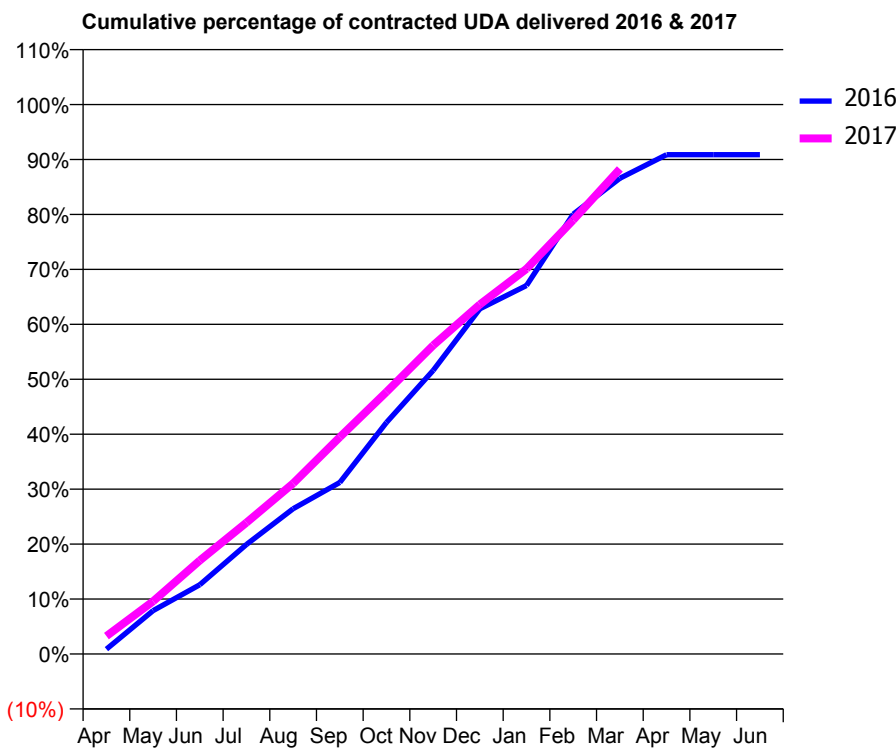
16/17 Contracted general activity (UDA)	15,000
Carry forward general activity (UDA)	0
16/17 Contracted orthodontic activity (UOA)	0
Carry forward orthodontic activity (UOA)	0
Baseline contract value	£415,869.19

ACCESS*

Patients seen in 24 months	Total	Change since previous quarter
Quarter ending March 2016	4,952	
Quarter ending June 2016	4,925	→
Quarter ending September 2016	4,868	↓
Quarter ending December 2016	4,986	↑
Quarter ending March 2017	5,147	↑
Variance since March 2016	3.9%	↑



ACTIVITY



Month	Adjusted Scheduled Activity (UDA)	
	2016	2017
April	132	489
May	1,186	1,441
June	1,890	2,554
July	2,991	3,587
August	3,965	4,658
September	4,685	5,921
October	6,321	7,154
November	7,740	8,426
December	9,421	9,543
January	10,060	10,515
February	12,007	11,846
March	12,985	13,241
April	13,631	
May	13,631	
June	13,631	

QUALITY

	Quantity	Base Number	Contract	AT	Region	England
% of FP17s for the same patient ID Re-attending within 3 months - Children	216	2,200	9.8%	10.5%	13.3%	12.3%
% of FP17s for the same patient ID Re-attending within 3 months - Adults	688	4,875	14.1%	15.4%	17.3%	16.7%
% of FP17s for the same patient ID Re-attending between 3 & 9 months - Children	1,337	2,200	60.8%	58.5%	58.9%	57.6%
% of FP17s for the same patient ID Re-attending between 3 & 9 months - Adults	2,488	4,875	51.0%	52.3%	52.2%	50.1%
% of FP17s for Band 1 Urgent Courses	932	6,809	13.7%	7.7%	9.2%	9.1%
% of FP17s Relating to Free Repair or Replacements	59	6,809	0.9%	1.3%	1.0%	0.8%
% of FP17s Relating to Continuations	29	6,809	0.4%	1.6%	1.4%	1.2%
% of Patients satisfied with the dentistry they have received	8	8	N/A	94.2%	93.1%	92.8%
% of Patients satisfied with the time they had to wait for an appointment	8	8	N/A	88.8%	89.5%	88.7%

* This is based on patients treated on this contract for their most recent course of treatment. Figures in italics indicate the base number of FP17s or Patient Questionnaire responses are less than 100. N/A is shown where the base number of responses is less than 10 during the period. % is calculated as Quantity/Base number*100

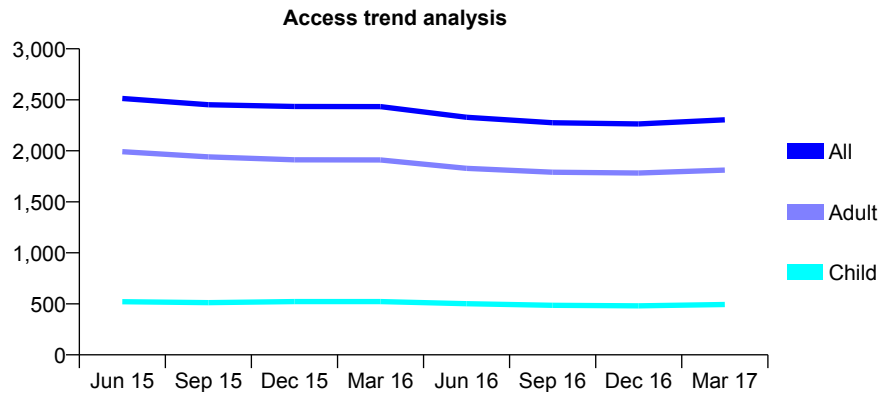
Q51 - Vital Signs At a Glance Contract Report for 109630/0006 - March 2017

Name or company name	TSJ Smile Limited
Contract type name	GDS Contract
Purpose of contract	General
Contract start date	01/12/2012
Contract end date	

16/17 Contracted general activity (UDA)	7,500
Carry forward general activity (UDA)	0
16/17 Contracted orthodontic activity (UOA)	0
Carry forward orthodontic activity (UOA)	0
Baseline contract value	£207,934.59

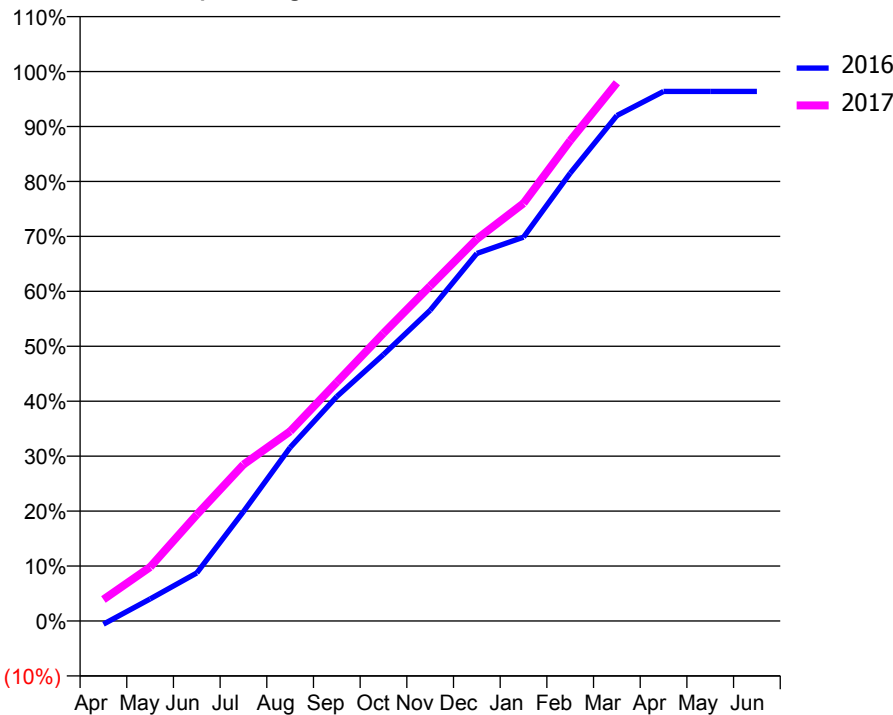
ACCESS*

Patients seen in 24 months	Total	Change since previous quarter
Quarter ending March 2016	2,433	
Quarter ending June 2016	2,329	↓
Quarter ending September 2016	2,275	↓
Quarter ending December 2016	2,264	→
Quarter ending March 2017	2,304	→
Variance since March 2016	(5.3%)	↓



ACTIVITY

Cumulative percentage of contracted UDA delivered 2016 & 2017



Month	2016	2017
April	-45	293
May	301	735
June	656	1,452
July	1,493	2,136
August	2,368	2,588
September	3,065	3,258
October	3,638	3,928
November	4,242	4,573
December	5,017	5,213
January	5,240	5,701
February	6,112	6,556
March	6,900	7,347
April	7,227	
May	7,227	
June	7,227	

QUALITY

	Quantity	Base Number	Contract	AT	Region	England
% of FP17s for the same patient ID Re-attending within 3 months - Children	38	657	5.8%	10.5%	13.3%	12.3%
% of FP17s for the same patient ID Re-attending within 3 months - Adults	225	2,331	9.7%	15.4%	17.3%	16.7%
% of FP17s for the same patient ID Re-attending between 3 & 9 months - Children	323	657	49.2%	58.5%	58.9%	57.6%
% of FP17s for the same patient ID Re-attending between 3 & 9 months - Adults	1,190	2,331	51.1%	52.3%	52.2%	50.1%
% of FP17s for Band 1 Urgent Courses	88	2,881	3.1%	7.7%	9.2%	9.1%
% of FP17s Relating to Free Repair or Replacements	27	2,881	0.9%	1.3%	1.0%	0.8%
% of FP17s Relating to Continuations	58	2,881	2.0%	1.6%	1.4%	1.2%
% of Patients satisfied with the dentistry they have received	13	13	100.0%	94.2%	93.1%	92.8%
% of Patients satisfied with the time they had to wait for an appointment	10	13	76.9%	88.8%	89.5%	88.7%

* This is based on patients treated on this contract for their most recent course of treatment. Figures in italics indicate the base number of FP17s or Patient Questionnaire responses are less than 100. N/A is shown where the base number of responses is less than 10 during the period. % is calculated as Quantity/Base number*100

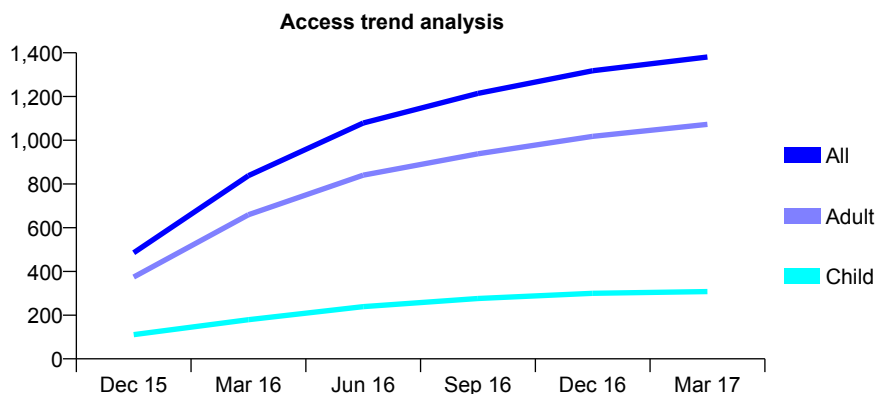
Q51 - Vital Signs At a Glance Contract Report for 109630/0007 - March 2017

Name or company name	TSJ Smile Limited
Contract type name	GDS Contract
Purpose of contract	General
Contract start date	01/10/2015
Contract end date	

16/17 Contracted general activity (UDA)	6,086
Carry forward general activity (UDA)	220
16/17 Contracted orthodontic activity (UOA)	0
Carry forward orthodontic activity (UOA)	0
Baseline contract value	£168,731.98

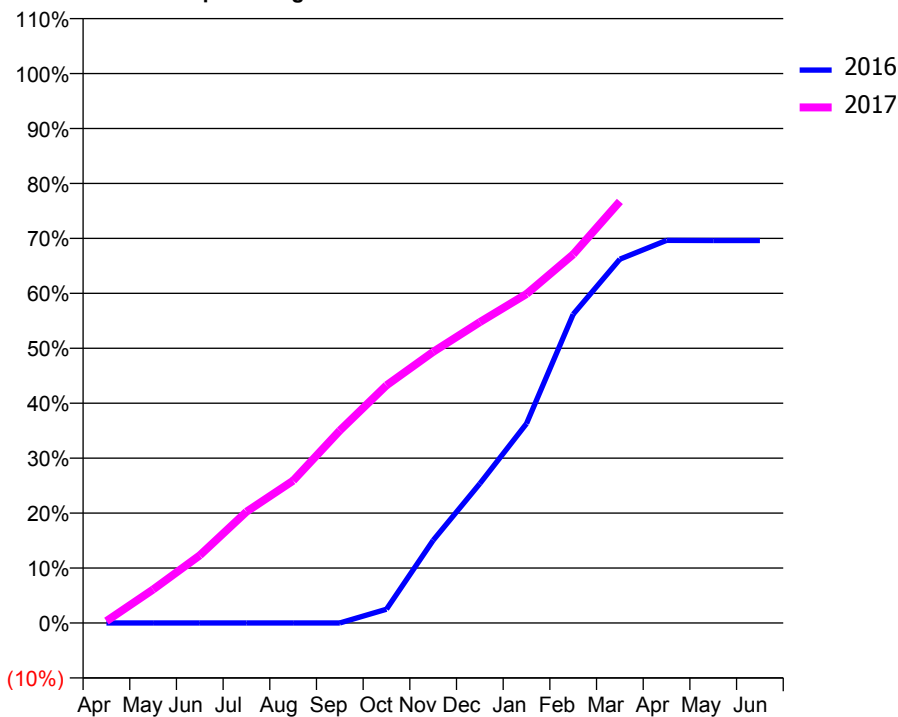
ACCESS*

Patients seen in 24 months	Total	Change since previous quarter
Quarter ending March 2016	838	
Quarter ending June 2016	1,079	↑
Quarter ending September 2016	1,214	↑
Quarter ending December 2016	1,318	↑
Quarter ending March 2017	1,381	↑
Variance since March 2016	64.8%	↑



ACTIVITY

Cumulative percentage of contracted UDA delivered 2016 & 2017



Month	Adjusted Scheduled Activity (UDA)	
	2016	2017
April	0	22
May	0	372
June	0	749
July	0	1,233
August	0	1,577
September	0	2,132
October	77	2,633
November	458	3,003
December	772	3,332
January	1,105	3,645
February	1,710	4,083
March	2,015	4,669
April	2,119	
May	2,118	
June	2,118	

QUALITY

	Quantity	Base Number	Contract	AT	Region	England
% of FP17s for the same patient ID Re-attending within 3 months - Children	49	541	9.1%	10.5%	13.3%	12.3%
% of FP17s for the same patient ID Re-attending within 3 months - Adults	252	1,754	14.4%	15.4%	17.3%	16.7%
% of FP17s for the same patient ID Re-attending between 3 & 9 months - Children	289	541	53.4%	58.5%	58.9%	57.6%
% of FP17s for the same patient ID Re-attending between 3 & 9 months - Adults	984	1,754	56.1%	52.3%	52.2%	50.1%
% of FP17s for Band 1 Urgent Courses	168	2,273	7.4%	7.7%	9.2%	9.1%
% of FP17s Relating to Free Repair or Replacements	65	2,273	2.9%	1.3%	1.0%	0.8%
% of FP17s Relating to Continuations	29	2,273	1.3%	1.6%	1.4%	1.2%
% of Patients satisfied with the dentistry they have received	0	0	N/A	94.2%	93.1%	92.8%
% of Patients satisfied with the time they had to wait for an appointment	0	0	N/A	88.8%	89.5%	88.7%

* This is based on patients treated on this contract for their most recent course of treatment. Figures in italics indicate the base number of FP17s or Patient Questionnaire responses are less than 100. N/A is shown where the base number of responses is less than 10 during the period. % is calculated as Quantity/Base number*100

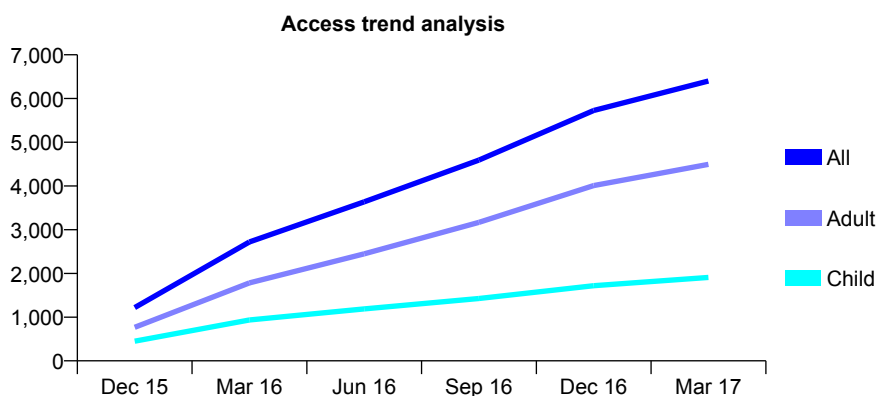
Q51 - Vital Signs At a Glance Contract Report for 109630/0008 - March 2017

Name or company name	TSJ Smile Limited
Contract type name	GDS Contract
Purpose of contract	General
Contract start date	01/10/2015
Contract end date	

16/17 Contracted general activity (UDA)	22,500
Carry forward general activity (UDA)	0
16/17 Contracted orthodontic activity (UOA)	0
Carry forward orthodontic activity (UOA)	0
Baseline contract value	£623,772.39

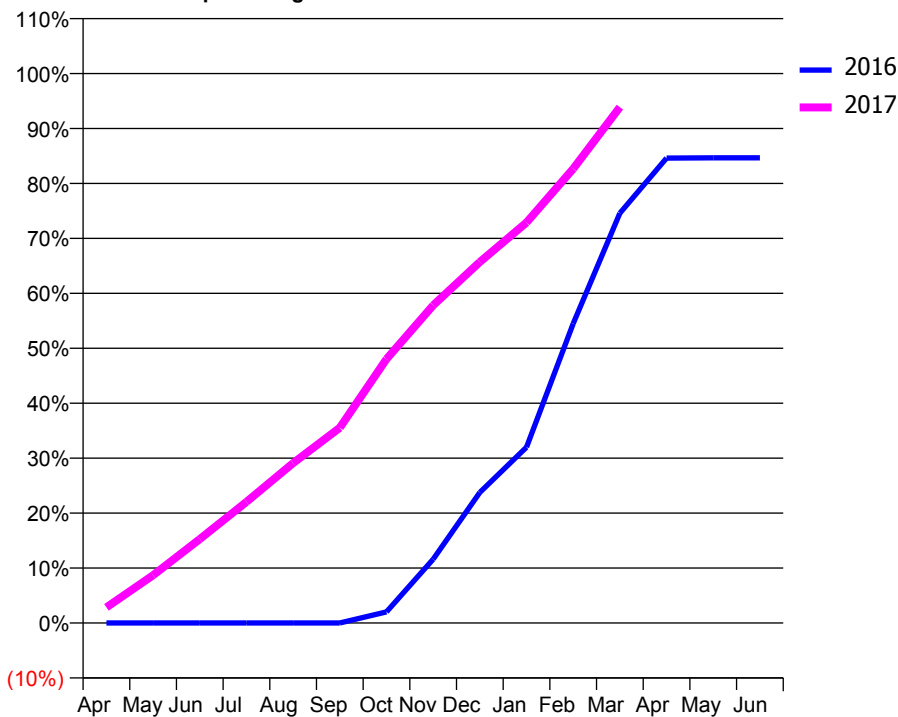
ACCESS*

Patients seen in 24 months	Total	Change since previous quarter
Quarter ending March 2016	2,718	
Quarter ending June 2016	3,636	↑
Quarter ending September 2016	4,593	↑
Quarter ending December 2016	5,727	↑
Quarter ending March 2017	6,400	↑
Variance since March 2016	135.5%	↑



ACTIVITY

Cumulative percentage of contracted UDA delivered 2016 & 2017



Month	Adjusted Scheduled Activity (UDA)	
	2016	2017
April	0	643
May	0	1,955
June	0	3,437
July	0	4,962
August	0	6,551
September	0	7,996
October	167	10,810
November	958	13,009
December	1,962	14,786
January	2,640	16,401
February	4,495	18,601
March	6,154	21,122
April	6,980	
May	6,985	
June	6,984	

QUALITY

	Quantity	Base Number	Contract	AT	Region	England
% of FP17s for the same patient ID Re-attending within 3 months - Children	356	3,018	11.8%	10.5%	13.3%	12.3%
% of FP17s for the same patient ID Re-attending within 3 months - Adults	1,236	6,975	17.7%	15.4%	17.3%	16.7%
% of FP17s for the same patient ID Re-attending between 3 & 9 months - Children	1,308	3,018	43.3%	58.5%	58.9%	57.6%
% of FP17s for the same patient ID Re-attending between 3 & 9 months - Adults	2,451	6,975	35.1%	52.3%	52.2%	50.1%
% of FP17s for Band 1 Urgent Courses	1,643	9,669	17.0%	7.7%	9.2%	9.1%
% of FP17s Relating to Free Repair or Replacements	59	9,669	0.6%	1.3%	1.0%	0.8%
% of FP17s Relating to Continuations	135	9,669	1.4%	1.6%	1.4%	1.2%
% of Patients satisfied with the dentistry they have received	9	9	N/A	94.2%	93.1%	92.8%
% of Patients satisfied with the time they had to wait for an appointment	6	9	N/A	88.8%	89.5%	88.7%

* This is based on patients treated on this contract for their most recent course of treatment. Figures in italics indicate the base number of FP17s or Patient Questionnaire responses are less than 100. N/A is shown where the base number of responses is less than 10 during the period. % is calculated as Quantity/Base number*100

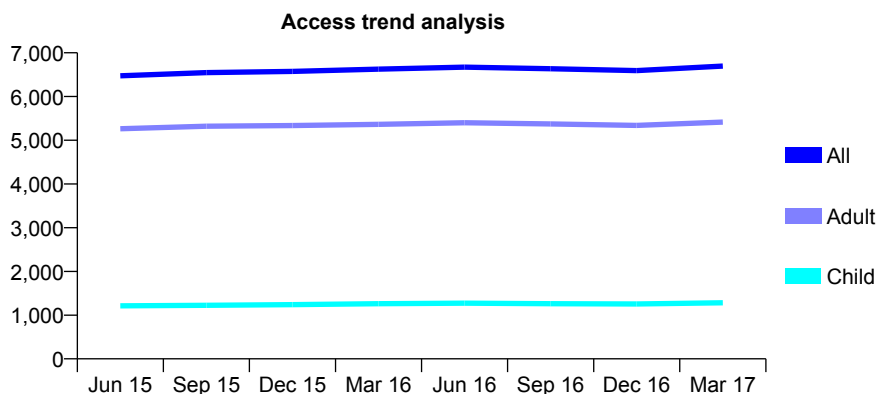
Q51 - Vital Signs At a Glance Contract Report for 109983/0001 - March 2017

Name or company name	Smile Create Ltd
Contract type name	GDS Contract
Purpose of contract	General and Orthodontic
Contract start date	01/04/2012
Contract end date	

16/17 Contracted general activity (UDA)	15,796
Carry forward general activity (UDA)	393
16/17 Contracted orthodontic activity (UOA)	1,575
Carry forward orthodontic activity (UOA)	2
Baseline contract value	£549,117.14

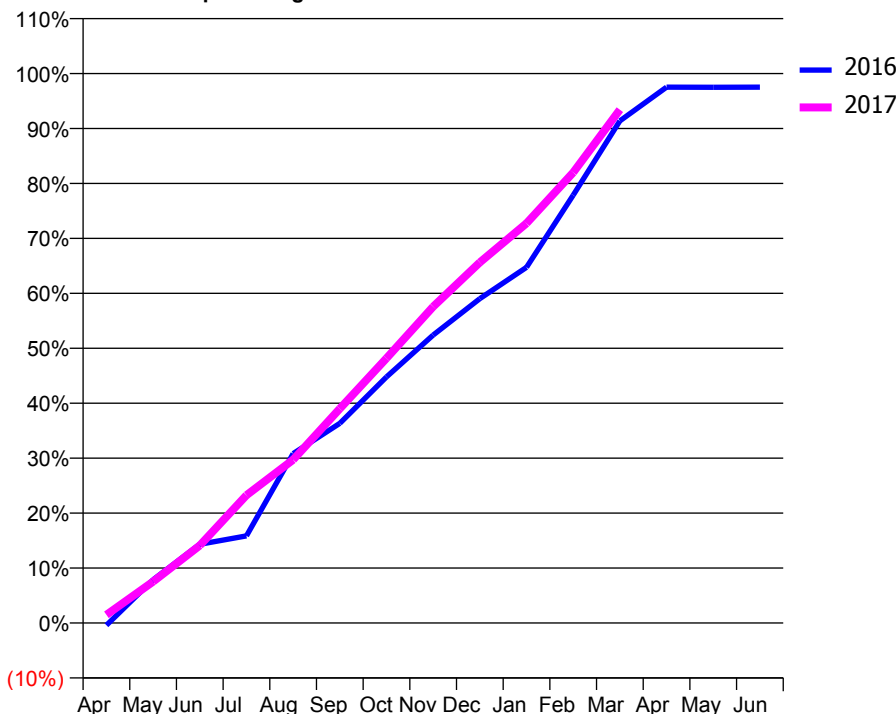
ACCESS*

Patients seen in 24 months	Total	Change since previous quarter
Quarter ending March 2016	6,626	
Quarter ending June 2016	6,673	→
Quarter ending September 2016	6,635	→
Quarter ending December 2016	6,594	→
Quarter ending March 2017	6,698	→
Variance since March 2016	1.1%	→



ACTIVITY

Cumulative percentage of contracted UDA delivered 2016 & 2017



Month	Adjusted Scheduled Activity (UDA)	
	2016	2017
April	-66	237
May	1,243	1,189
June	2,265	2,227
July	2,505	3,674
August	4,869	4,692
September	5,739	6,163
October	7,074	7,611
November	8,279	9,092
December	9,323	10,368
January	10,226	11,490
February	12,300	12,951
March	14,435	14,755
April	15,402	
May	15,401	
June	15,403	

QUALITY

	Quantity	Base Number	Contract	AT	Region	England
% of FP17s for the same patient ID Re-attending within 3 months - Children	235	2,136	11.0%	10.5%	13.3%	12.3%
% of FP17s for the same patient ID Re-attending within 3 months - Adults	1,200	7,634	15.7%	15.4%	17.3%	16.7%
% of FP17s for the same patient ID Re-attending between 3 & 9 months - Children	1,207	2,136	56.5%	58.5%	58.9%	57.6%
% of FP17s for the same patient ID Re-attending between 3 & 9 months - Adults	3,334	7,634	43.7%	52.3%	52.2%	50.1%
% of FP17s for Band 1 Urgent Courses	721	8,377	8.6%	7.7%	9.2%	9.1%
% of FP17s Relating to Free Repair or Replacements	172	8,377	2.1%	1.3%	1.0%	0.8%
% of FP17s Relating to Continuations	70	8,377	0.8%	1.6%	1.4%	1.2%
% of Patients satisfied with the dentistry they have received	27	29	93.1%	94.2%	93.1%	92.8%
% of Patients satisfied with the time they had to wait for an appointment	26	29	89.7%	88.8%	89.5%	88.7%

* This is based on patients treated on this contract for their most recent course of treatment. Figures in italics indicate the base number of FP17s or Patient Questionnaire responses are less than 100. N/A is shown where the base number of responses is less than 10 during the period. % is calculated as Quantity/Base number*100

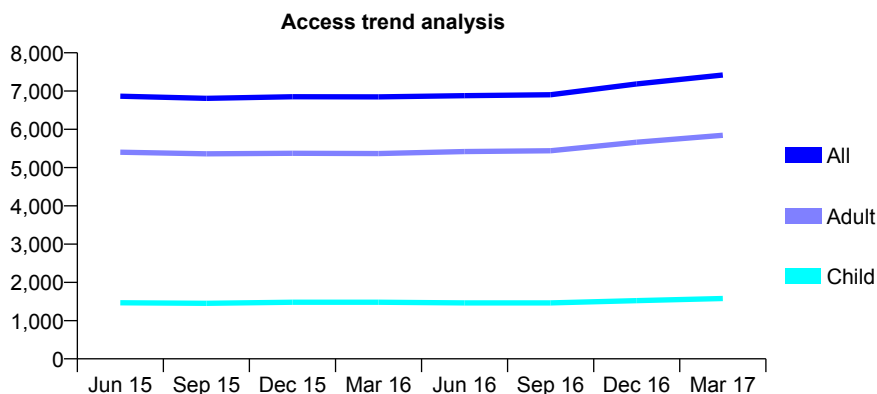
Q51 - Vital Signs At a Glance Contract Report for 110590/0001 - March 2017

Name or company name	London Road Dental Practice Partnership
Contract type name	GDS Contract
Purpose of contract	General
Contract start date	01/04/2012
Contract end date	

16/17 Contracted general activity (UDA)	23,897
Carry forward general activity (UDA)	746
16/17 Contracted orthodontic activity (UOA)	0
Carry forward orthodontic activity (UOA)	0
Baseline contract value	£755,603.30

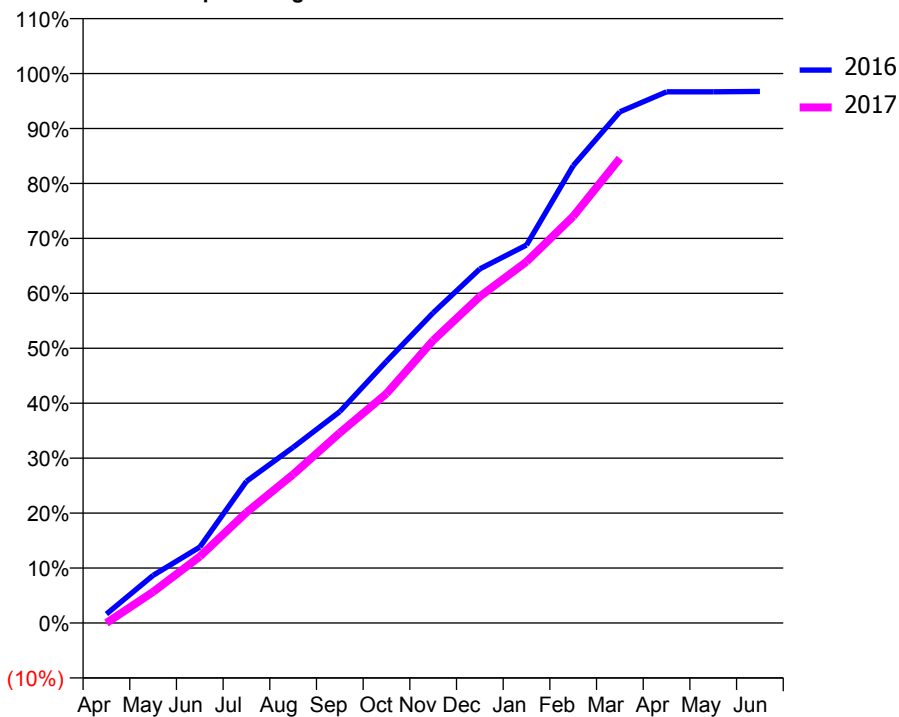
ACCESS*

Patients seen in 24 months	Total	Change since previous quarter
Quarter ending March 2016	6,847	
Quarter ending June 2016	6,880	→
Quarter ending September 2016	6,902	→
Quarter ending December 2016	7,186	↑
Quarter ending March 2017	7,420	↑
Variance since March 2016	8.4%	↑



ACTIVITY

Cumulative percentage of contracted UDA delivered 2016 & 2017



Month	Adjusted Scheduled Activity (UDA)	
	2016	2017
April	373	-5
May	1,988	1,355
June	3,163	2,890
July	5,904	4,813
August	7,320	6,463
September	8,807	8,274
October	10,903	9,979
November	12,928	12,294
December	14,753	14,201
January	15,751	15,711
February	19,053	17,682
March	21,301	20,208
April	22,132	
May	22,136	
June	22,151	

QUALITY

	Quantity	Base Number	Contract	AT	Region	England
% of FP17s for the same patient ID Re-attending within 3 months - Children	140	2,235	6.3%	10.5%	13.3%	12.3%
% of FP17s for the same patient ID Re-attending within 3 months - Adults	935	7,925	11.8%	15.4%	17.3%	16.7%
% of FP17s for the same patient ID Re-attending between 3 & 9 months - Children	1,289	2,235	57.7%	58.5%	58.9%	57.6%
% of FP17s for the same patient ID Re-attending between 3 & 9 months - Adults	4,263	7,925	53.8%	52.3%	52.2%	50.1%
% of FP17s for Band 1 Urgent Courses	443	9,777	4.5%	7.7%	9.2%	9.1%
% of FP17s Relating to Free Repair or Replacements	74	9,777	0.8%	1.3%	1.0%	0.8%
% of FP17s Relating to Continuations	182	9,777	1.9%	1.6%	1.4%	1.2%
% of Patients satisfied with the dentistry they have received	17	17	100.0%	94.2%	93.1%	92.8%
% of Patients satisfied with the time they had to wait for an appointment	17	17	100.0%	88.8%	89.5%	88.7%

* This is based on patients treated on this contract for their most recent course of treatment. Figures in italics indicate the base number of FP17s or Patient Questionnaire responses are less than 100. N/A is shown where the base number of responses is less than 10 during the period. % is calculated as Quantity/Base number*100

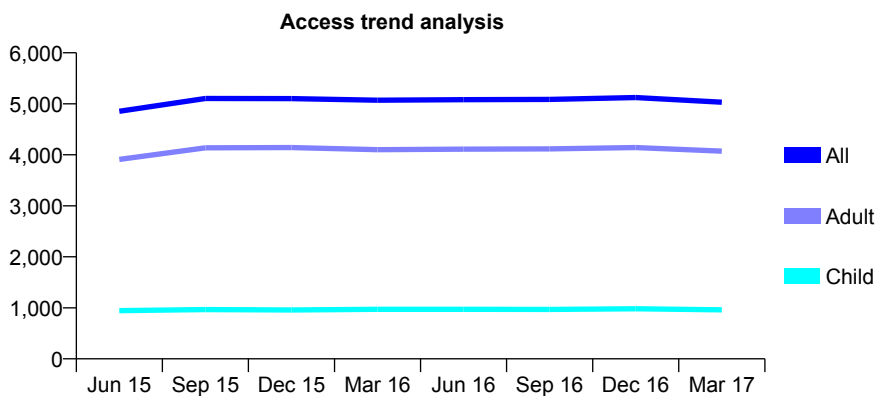
Q51 - Vital Signs At a Glance Contract Report for 111619/0001 - March 2017

Name or company name	SCA Collins Limited
Contract type name	GDS Contract
Purpose of contract	General
Contract start date	01/10/2013
Contract end date	

16/17 Contracted general activity (UDA)	12,834
Carry forward general activity (UDA)	406
16/17 Contracted orthodontic activity (UOA)	0
Carry forward orthodontic activity (UOA)	0
Baseline contract value	£379,247.60

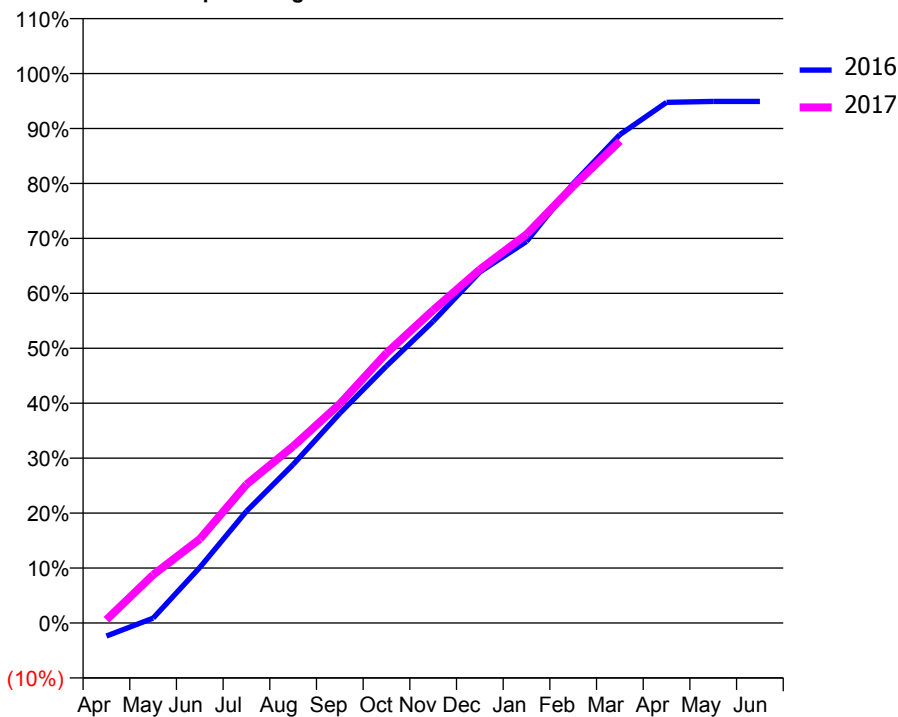
ACCESS*

Patients seen in 24 months	Total	Change since previous quarter
Quarter ending March 2016	5,070	
Quarter ending June 2016	5,080	→
Quarter ending September 2016	5,086	→
Quarter ending December 2016	5,124	→
Quarter ending March 2017	5,032	↓
Variance since March 2016	(0.7%)	→



ACTIVITY

Cumulative percentage of contracted UDA delivered 2016 & 2017



Month	Adjusted Scheduled Activity (UDA)	
	2016	2017
April	-307	77
May	115	1,127
June	1,298	1,961
July	2,613	3,238
August	3,702	4,127
September	4,897	5,120
October	6,004	6,306
November	7,046	7,309
December	8,198	8,257
January	8,911	9,076
February	10,263	10,205
March	11,405	11,254
April	12,161	
May	12,183	
June	12,183	

QUALITY

	Quantity	Base Number	Contract	AT	Region	England
% of FP17s for the same patient ID Re-attending within 3 months - Children	141	1,319	10.7%	10.5%	13.3%	12.3%
% of FP17s for the same patient ID Re-attending within 3 months - Adults	911	5,481	16.6%	15.4%	17.3%	16.7%
% of FP17s for the same patient ID Re-attending between 3 & 9 months - Children	605	1,319	45.9%	58.5%	58.9%	57.6%
% of FP17s for the same patient ID Re-attending between 3 & 9 months - Adults	2,459	5,481	44.9%	52.3%	52.2%	50.1%
% of FP17s for Band 1 Urgent Courses	447	6,434	6.9%	7.7%	9.2%	9.1%
% of FP17s Relating to Free Repair or Replacements	60	6,434	0.9%	1.3%	1.0%	0.8%
% of FP17s Relating to Continuations	194	6,434	3.0%	1.6%	1.4%	1.2%
% of Patients satisfied with the dentistry they have received	14	15	93.3%	94.2%	93.1%	92.8%
% of Patients satisfied with the time they had to wait for an appointment	14	15	93.3%	88.8%	89.5%	88.7%

* This is based on patients treated on this contract for their most recent course of treatment. Figures in italics indicate the base number of FP17s or Patient Questionnaire responses are less than 100. N/A is shown where the base number of responses is less than 10 during the period. % is calculated as Quantity/Base number*100

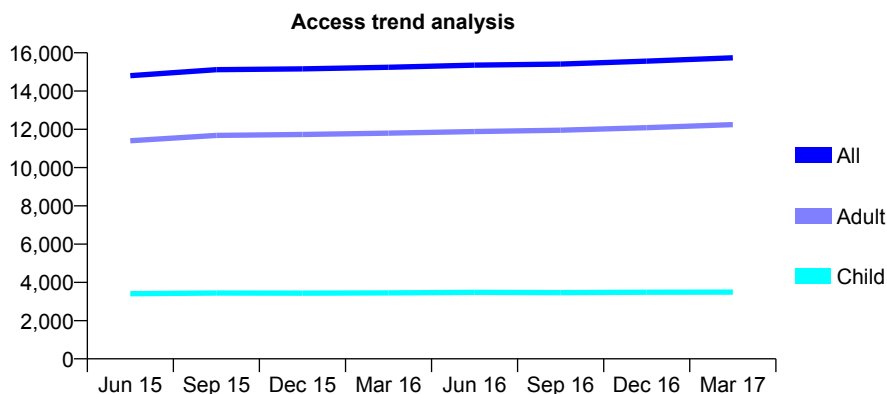
Q51 - Vital Signs At a Glance Contract Report for 112348/0001 - March 2017

Name or company name	Wright Dental Care Ltd
Contract type name	GDS Contract
Purpose of contract	General and Orthodontic
Contract start date	01/12/2011
Contract end date	

16/17 Contracted general activity (UDA)	50,922
Carry forward general activity (UDA)	1,554
16/17 Contracted orthodontic activity (UOA)	300
Carry forward orthodontic activity (UOA)	0
Baseline contract value	£1,339,363.55

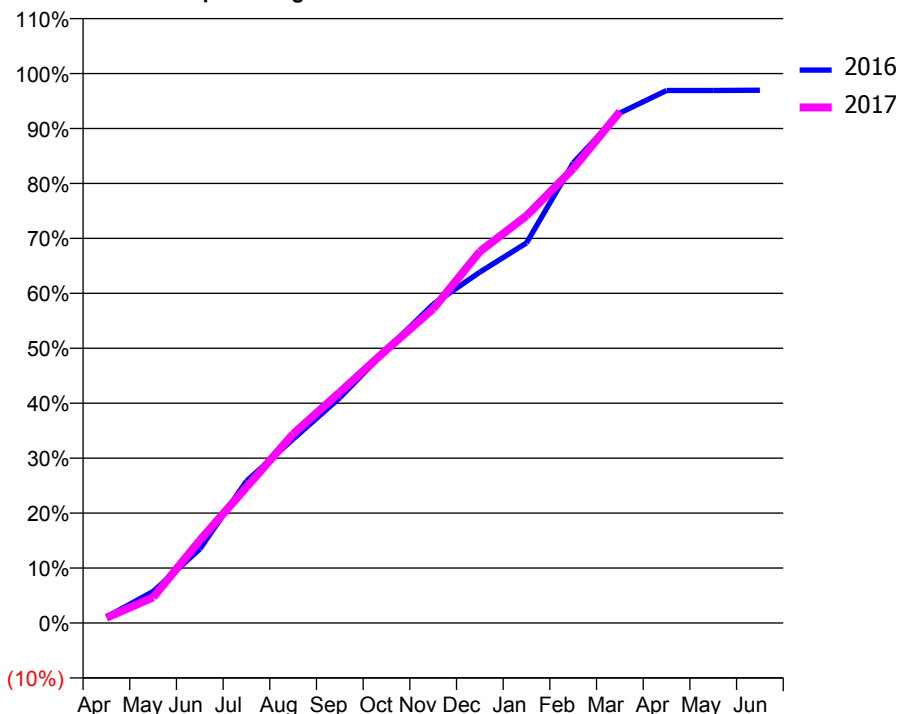
ACCESS*

Patients seen in 24 months	Total	Change since previous quarter
Quarter ending March 2016	15,247	
Quarter ending June 2016	15,353	→
Quarter ending September 2016	15,411	→
Quarter ending December 2016	15,567	→
Quarter ending March 2017	15,739	→
Variance since March 2016	3.2%	↑



ACTIVITY

Cumulative percentage of contracted UDA delivered 2016 & 2017



QUALITY

	Quantity	Base Number	Contract	AT	Region	England
% of FP17s for the same patient ID Re-attending within 3 months - Children	362	5,328	6.8%	10.5%	13.3%	12.3%
% of FP17s for the same patient ID Re-attending within 3 months - Adults	2,955	18,640	15.9%	15.4%	17.3%	16.7%
% of FP17s for the same patient ID Re-attending between 3 & 9 months - Children	3,386	5,328	63.6%	58.5%	58.9%	57.6%
% of FP17s for the same patient ID Re-attending between 3 & 9 months - Adults	10,513	18,640	56.4%	52.3%	52.2%	50.1%
% of FP17s for Band 1 Urgent Courses	1,347	22,705	5.9%	7.7%	9.2%	9.1%
% of FP17s Relating to Free Repair or Replacements	398	22,705	1.8%	1.3%	1.0%	0.8%
% of FP17s Relating to Continuations	720	22,705	3.2%	1.6%	1.4%	1.2%
% of Patients satisfied with the dentistry they have received	24	27	88.9%	94.2%	93.1%	92.8%
% of Patients satisfied with the time they had to wait for an appointment	22	27	81.5%	88.8%	89.5%	88.7%

* This is based on patients treated on this contract for their most recent course of treatment. Figures in italics indicate the base number of FP17s or Patient Questionnaire responses are less than 100. N/A is shown where the base number of responses is less than 10 during the period. % is calculated as Quantity/Base number*100

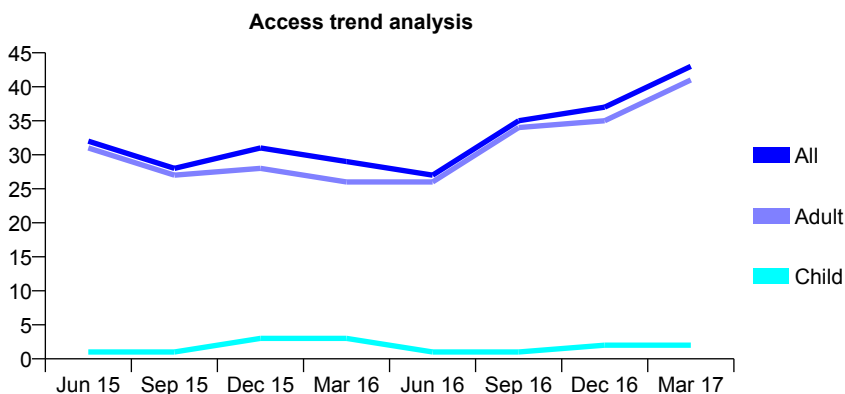
Q51 - Vital Signs At a Glance Contract Report for 112348/0002 - March 2017

Name or company name	Wright Dental Care Ltd
Contract type name	GDS Contract
Purpose of contract	General
Contract start date	01/05/2012
Contract end date	

16/17 Contracted general activity (UDA)	208
Carry forward general activity (UDA)	0
16/17 Contracted orthodontic activity (UOA)	0
Carry forward orthodontic activity (UOA)	0
Baseline contract value	£8,655.78

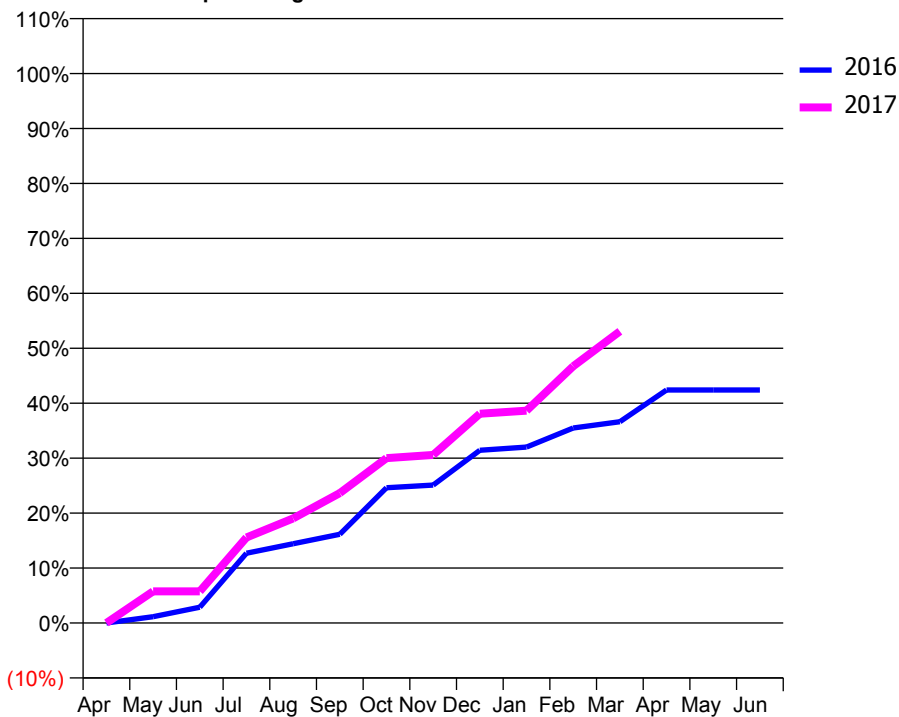
ACCESS*

Patients seen in 24 months	Total	Change since previous quarter
Quarter ending March 2016	29	
Quarter ending June 2016	27	↓
Quarter ending September 2016	35	↑
Quarter ending December 2016	37	↑
Quarter ending March 2017	43	↑
Variance since March 2016	48.3%	↑



ACTIVITY

Cumulative percentage of contracted UDA delivered 2016 & 2017



Adjusted Scheduled Activity (UDA)

Month	2016	2017
April	0	0
May	2	12
June	6	12
July	26	32
August	30	40
September	34	49
October	51	62
November	52	64
December	65	79
January	67	80
February	74	97
March	76	110
April	88	
May	88	
June	88	

QUALITY

	Quantity	Base Number	Contract	AT	Region	England
% of FP17s for the same patient ID Re-attending within 3 months - Children	0	16	0.0%	10.5%	13.3%	12.3%
% of FP17s for the same patient ID Re-attending within 3 months - Adults	0	92	0.0%	15.4%	17.3%	16.7%
% of FP17s for the same patient ID Re-attending between 3 & 9 months - Children	0	16	0.0%	58.5%	58.9%	57.6%
% of FP17s for the same patient ID Re-attending between 3 & 9 months - Adults	0	92	0.0%	52.3%	52.2%	50.1%
% of FP17s for Band 1 Urgent Courses	92	94	97.9%	7.7%	9.2%	9.1%
% of FP17s Relating to Free Repair or Replacements	0	94	0.0%	1.3%	1.0%	0.8%
% of FP17s Relating to Continuations	0	94	0.0%	1.6%	1.4%	1.2%
% of Patients satisfied with the dentistry they have received	0	0	N/A	94.2%	93.1%	92.8%
% of Patients satisfied with the time they had to wait for an appointment	0	0	N/A	88.8%	89.5%	88.7%

* This is based on patients treated on this contract for their most recent course of treatment. Figures in italics indicate the base number of FP17s or Patient Questionnaire responses are less than 100. N/A is shown where the base number of responses is less than 10 during the period. % is calculated as Quantity/Base number*100

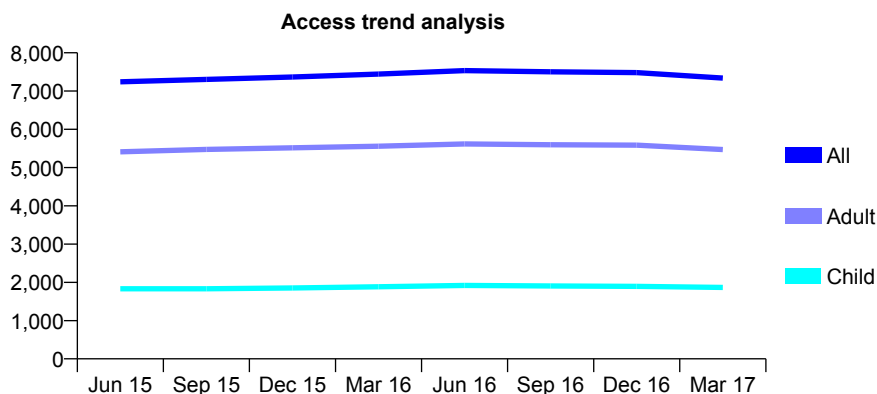
Q51 - Vital Signs At a Glance Contract Report for 113395/0001 - March 2017

Name or company name	Ffolliott Bird Associates Ltd
Contract type name	GDS Contract
Purpose of contract	General
Contract start date	01/09/2007
Contract end date	

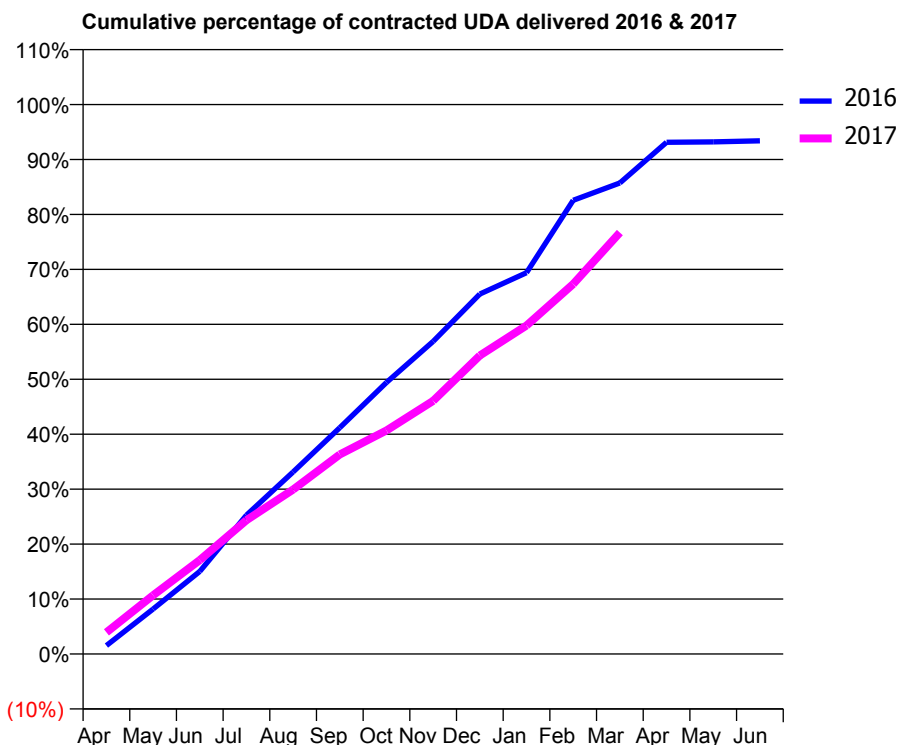
16/17 Contracted general activity (UDA)	22,918
Carry forward general activity (UDA)	0
16/17 Contracted orthodontic activity (UOA)	0
Carry forward orthodontic activity (UOA)	0
Baseline contract value	£635,297.41

ACCESS*

Patients seen in 24 months	Total	Change since previous quarter
Quarter ending March 2016	7,443	
Quarter ending June 2016	7,535	→
Quarter ending September 2016	7,502	→
Quarter ending December 2016	7,483	→
Quarter ending March 2017	7,340	↓
Variance since March 2016	(1.4%)	↓



ACTIVITY



Month	Adjusted Scheduled Activity (UDA)	
	2016	2017
April	348	905
May	1,856	2,448
June	3,402	3,917
July	5,718	5,580
August	7,502	6,863
September	9,326	8,322
October	11,185	9,326
November	12,877	10,558
December	14,825	12,452
January	15,707	13,699
February	18,688	15,429
March	19,404	17,580
April	21,078	
May	21,094	
June	21,135	

QUALITY

	Quantity	Base Number	Contract	AT	Region	England
% of FP17s for the same patient ID Re-attending within 3 months - Children	146	2,377	6.1%	10.5%	13.3%	12.3%
% of FP17s for the same patient ID Re-attending within 3 months - Adults	705	6,009	11.7%	15.4%	17.3%	16.7%
% of FP17s for the same patient ID Re-attending between 3 & 9 months - Children	1,133	2,377	47.7%	58.5%	58.9%	57.6%
% of FP17s for the same patient ID Re-attending between 3 & 9 months - Adults	2,358	6,009	39.2%	52.3%	52.2%	50.1%
% of FP17s for Band 1 Urgent Courses	454	7,656	5.9%	7.7%	9.2%	9.1%
% of FP17s Relating to Free Repair or Replacements	67	7,656	0.9%	1.3%	1.0%	0.8%
% of FP17s Relating to Continuations	165	7,656	2.2%	1.6%	1.4%	1.2%
% of Patients satisfied with the dentistry they have received	14	16	87.5%	94.2%	93.1%	92.8%
% of Patients satisfied with the time they had to wait for an appointment	14	16	87.5%	88.8%	89.5%	88.7%

* This is based on patients treated on this contract for their most recent course of treatment. Figures in italics indicate the base number of FP17s or Patient Questionnaire responses are less than 100. N/A is shown where the base number of responses is less than 10 during the period. % is calculated as Quantity/Base number*100

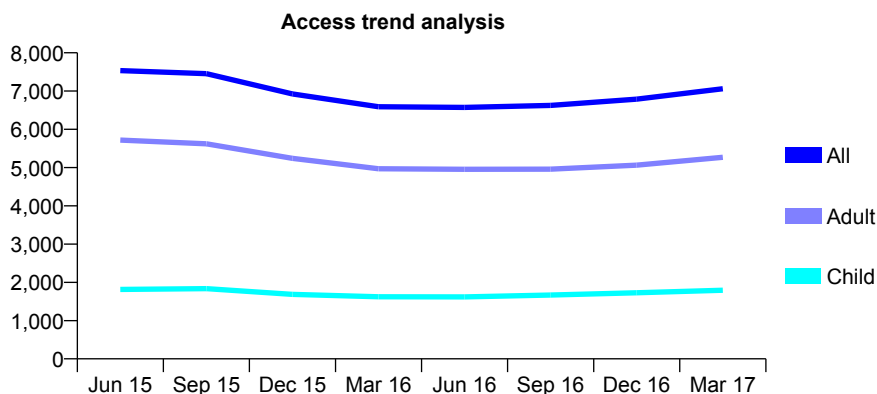
Q51 - Vital Signs At a Glance Contract Report for 113395/0002 - March 2017

Name or company name	Ffolliott Bird Associates Ltd
Contract type name	GDS Contract
Purpose of contract	General
Contract start date	01/09/2007
Contract end date	

16/17 Contracted general activity (UDA)	19,686
Carry forward general activity (UDA)	0
16/17 Contracted orthodontic activity (UOA)	0
Carry forward orthodontic activity (UOA)	0
Baseline contract value	£626,656.45

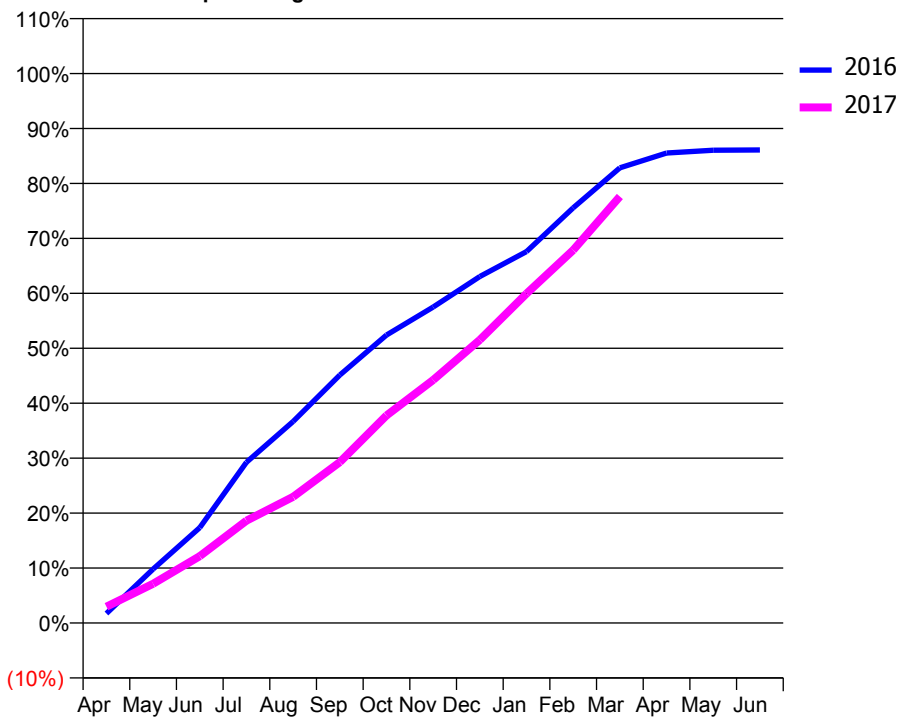
ACCESS*

Patients seen in 24 months	Total	Change since previous quarter
Quarter ending March 2016	6,591	
Quarter ending June 2016	6,573	→
Quarter ending September 2016	6,626	→
Quarter ending December 2016	6,788	↑
Quarter ending March 2017	7,061	↑
Variance since March 2016	7.1%	↑



ACTIVITY

Cumulative percentage of contracted UDA delivered 2016 & 2017



Month	Adjusted Scheduled Activity (UDA)	
	2016	2017
April	343	584
May	1,932	1,407
June	3,419	2,396
July	5,757	3,667
August	7,223	4,523
September	8,881	5,766
October	10,316	7,435
November	11,317	8,704
December	12,415	10,142
January	13,308	11,803
February	14,873	13,359
March	16,306	15,280
April	16,835	
May	16,939	
June	16,947	

QUALITY

	Quantity	Base Number	Contract	AT	Region	England
% of FP17s for the same patient ID Re-attending within 3 months - Children	88	2,253	3.9%	10.5%	13.3%	12.3%
% of FP17s for the same patient ID Re-attending within 3 months - Adults	717	6,470	11.1%	15.4%	17.3%	16.7%
% of FP17s for the same patient ID Re-attending between 3 & 9 months - Children	1,015	2,253	45.1%	58.5%	58.9%	57.6%
% of FP17s for the same patient ID Re-attending between 3 & 9 months - Adults	2,849	6,470	44.0%	52.3%	52.2%	50.1%
% of FP17s for Band 1 Urgent Courses	522	8,313	6.3%	7.7%	9.2%	9.1%
% of FP17s Relating to Free Repair or Replacements	65	8,313	0.8%	1.3%	1.0%	0.8%
% of FP17s Relating to Continuations	134	8,313	1.6%	1.6%	1.4%	1.2%
% of Patients satisfied with the dentistry they have received	17	19	89.5%	94.2%	93.1%	92.8%
% of Patients satisfied with the time they had to wait for an appointment	15	19	78.9%	88.8%	89.5%	88.7%

* This is based on patients treated on this contract for their most recent course of treatment. Figures in italics indicate the base number of FP17s or Patient Questionnaire responses are less than 100. N/A is shown where the base number of responses is less than 10 during the period. % is calculated as Quantity/Base number*100

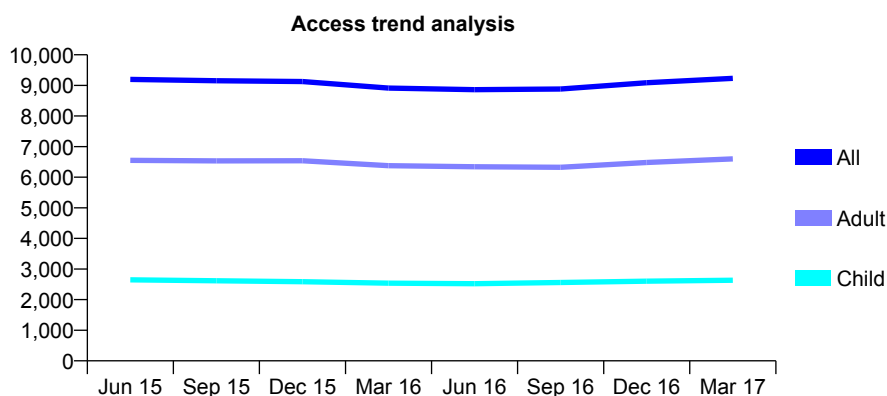
Q51 - Vital Signs At a Glance Contract Report for 113395/0003 - March 2017

Name or company name	Ffolliott Bird Associates Ltd
Contract type name	GDS Contract
Purpose of contract	General
Contract start date	01/09/2007
Contract end date	

16/17 Contracted general activity (UDA)	26,371
Carry forward general activity (UDA)	0
16/17 Contracted orthodontic activity (UOA)	0
Carry forward orthodontic activity (UOA)	0
Baseline contract value	£822,626.31

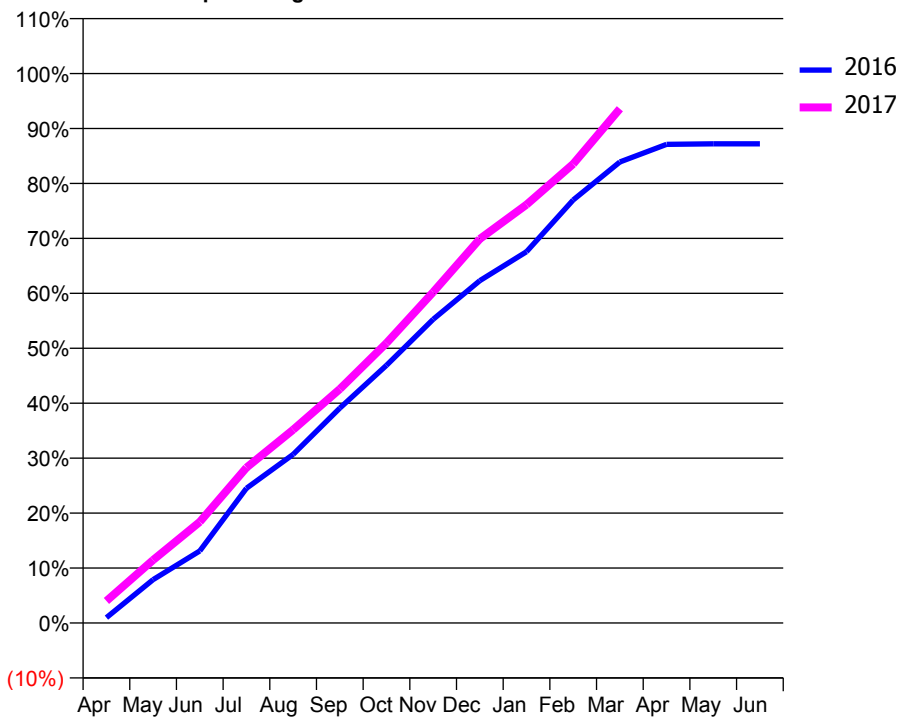
ACCESS*

Patients seen in 24 months	Total	Change since previous quarter
Quarter ending March 2016	8,914	
Quarter ending June 2016	8,860	→
Quarter ending September 2016	8,881	→
Quarter ending December 2016	9,086	↑
Quarter ending March 2017	9,233	→
Variance since March 2016	3.6%	↑



ACTIVITY

Cumulative percentage of contracted UDA delivered 2016 & 2017



Month	Adjusted Scheduled Activity (UDA)	
	2016	2017
April	257	1,060
May	2,084	3,023
June	3,457	4,857
July	6,465	7,457
August	8,094	9,276
September	10,316	11,230
October	12,365	13,434
November	14,577	15,881
December	16,433	18,435
January	17,817	20,081
February	20,303	22,032
March	22,124	24,677
April	22,969	
May	22,999	
June	22,996	

QUALITY

	Quantity	Base Number	Contract	AT	Region	England
% of FP17s for the same patient ID Re-attending within 3 months - Children	218	3,491	6.2%	10.5%	13.3%	12.3%
% of FP17s for the same patient ID Re-attending within 3 months - Adults	848	7,937	10.7%	15.4%	17.3%	16.7%
% of FP17s for the same patient ID Re-attending between 3 & 9 months - Children	1,499	3,491	42.9%	58.5%	58.9%	57.6%
% of FP17s for the same patient ID Re-attending between 3 & 9 months - Adults	3,092	7,937	39.0%	52.3%	52.2%	50.1%
% of FP17s for Band 1 Urgent Courses	468	11,071	4.2%	7.7%	9.2%	9.1%
% of FP17s Relating to Free Repair or Replacements	65	11,071	0.6%	1.3%	1.0%	0.8%
% of FP17s Relating to Continuations	187	11,071	1.7%	1.6%	1.4%	1.2%
% of Patients satisfied with the dentistry they have received	12	12	100.0%	94.2%	93.1%	92.8%
% of Patients satisfied with the time they had to wait for an appointment	11	12	91.7%	88.8%	89.5%	88.7%

* This is based on patients treated on this contract for their most recent course of treatment. Figures in italics indicate the base number of FP17s or Patient Questionnaire responses are less than 100. N/A is shown where the base number of responses is less than 10 during the period. % is calculated as Quantity/Base number*100

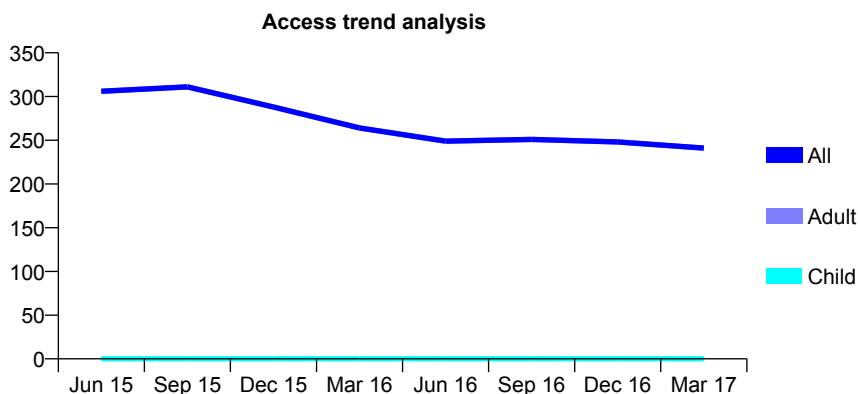
Q51 - Vital Signs At a Glance Contract Report for 113395/0004 - March 2017

Name or company name	Ffolliott Bird Associates Ltd
Contract type name	GDS Contract
Purpose of contract	General
Contract start date	01/04/2008
Contract end date	

16/17 Contracted general activity (UDA)	1,080
Carry forward general activity (UDA)	0
16/17 Contracted orthodontic activity (UOA)	0
Carry forward orthodontic activity (UOA)	0
Baseline contract value	£65,000.42

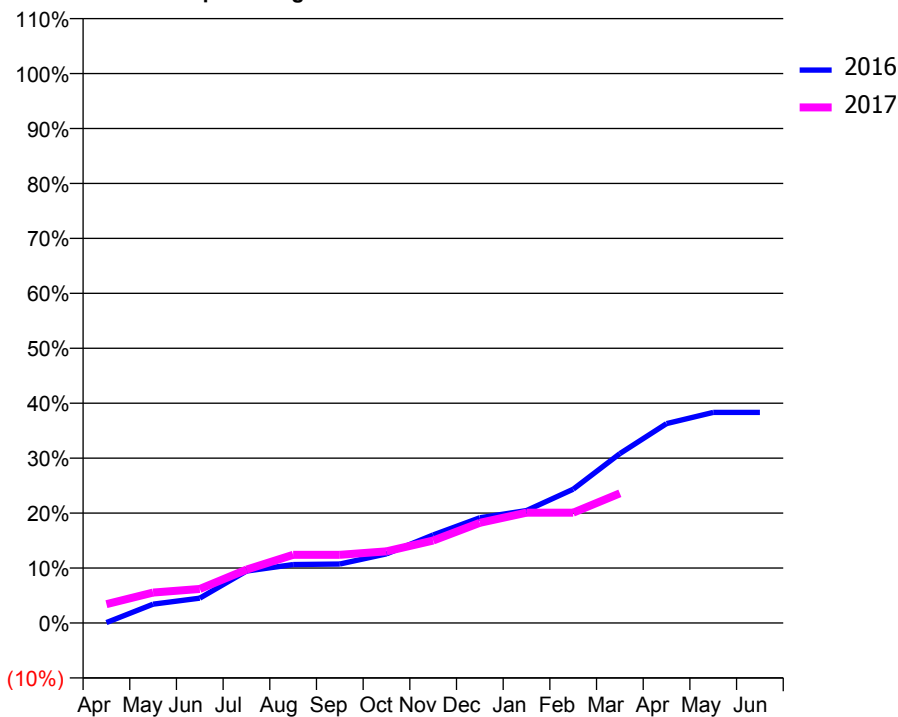
ACCESS*

Patients seen in 24 months	Total	Change since previous quarter
Quarter ending March 2016	264	
Quarter ending June 2016	249	↓
Quarter ending September 2016	251	→
Quarter ending December 2016	248	↓
Quarter ending March 2017	241	↓
Variance since March 2016	(8.7%)	↓



ACTIVITY

Cumulative percentage of contracted UDA delivered 2016 & 2017



Month	Adjusted Scheduled Activity (UDA)	
	2016	2017
April	1	37
May	37	60
June	49	67
July	102	105
August	115	134
September	116	134
October	136	141
November	173	162
December	207	197
January	221	217
February	263	217
March	333	255
April	392	
May	414	
June	414	

QUALITY

	Quantity	Base Number	Contract	AT	Region	England
% of FP17s for the same patient ID Re-attending within 3 months - Children	0	0	N/A	10.5%	13.3%	12.3%
% of FP17s for the same patient ID Re-attending within 3 months - Adults	7	177	4.0%	15.4%	17.3%	16.7%
% of FP17s for the same patient ID Re-attending between 3 & 9 months - Children	0	0	N/A	58.5%	58.9%	57.6%
% of FP17s for the same patient ID Re-attending between 3 & 9 months - Adults	16	177	9.0%	52.3%	52.2%	50.1%
% of FP17s for Band 1 Urgent Courses	0	142	0.0%	7.7%	9.2%	9.1%
% of FP17s Relating to Free Repair or Replacements	0	142	0.0%	1.3%	1.0%	0.8%
% of FP17s Relating to Continuations	2	142	1.4%	1.6%	1.4%	1.2%
% of Patients satisfied with the dentistry they have received	1	1	N/A	94.2%	93.1%	92.8%
% of Patients satisfied with the time they had to wait for an appointment	1	1	N/A	88.8%	89.5%	88.7%

* This is based on patients treated on this contract for their most recent course of treatment. Figures in italics indicate the base number of FP17s or Patient Questionnaire responses are less than 100. N/A is shown where the base number of responses is less than 10 during the period. % is calculated as Quantity/Base number*100

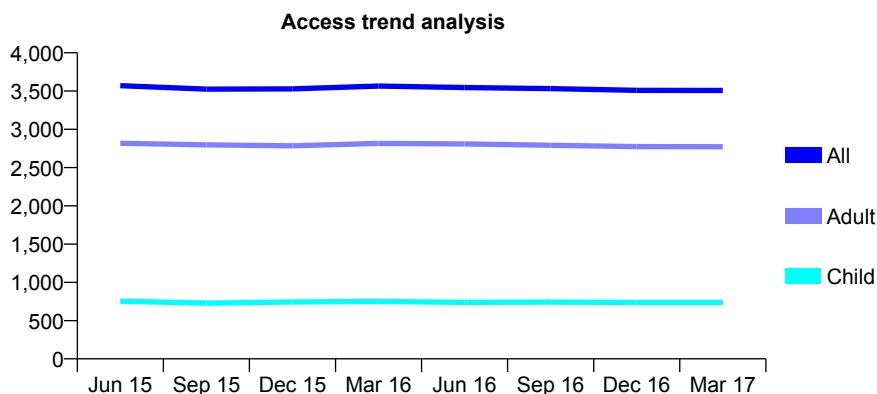
Q51 - Vital Signs At a Glance Contract Report for 114227/0001 - March 2017

Name or company name	Holme Lane Dental Practice
Contract type name	GDS Contract
Purpose of contract	General
Contract start date	01/11/2008
Contract end date	

16/17 Contracted general activity (UDA)	10,817
Carry forward general activity (UDA)	-81
16/17 Contracted orthodontic activity (UOA)	0
Carry forward orthodontic activity (UOA)	0
Baseline contract value	£341,476.42

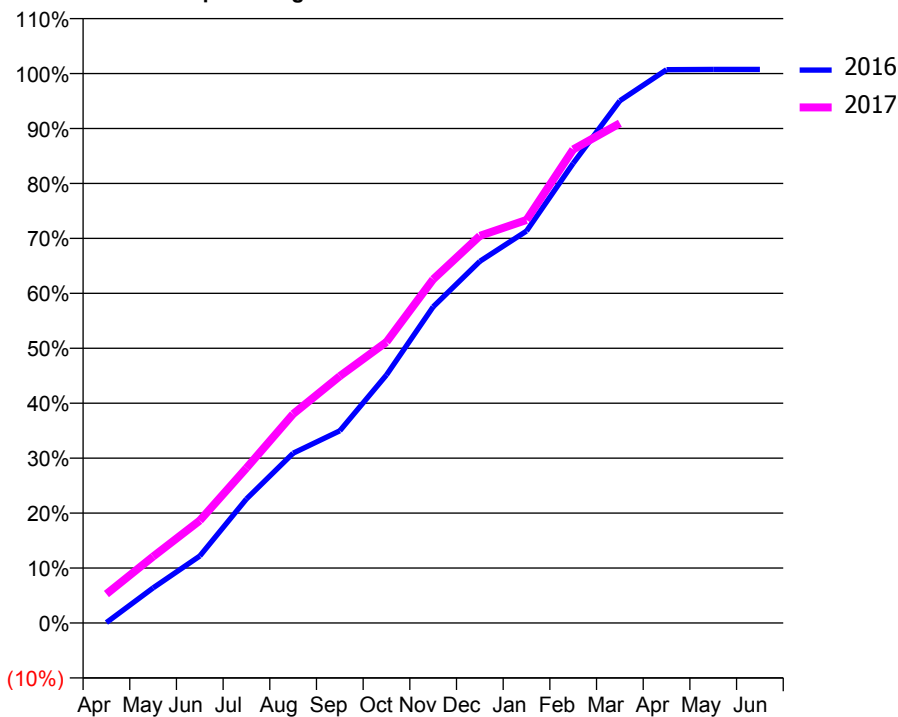
ACCESS*

Patients seen in 24 months	Total	Change since previous quarter
Quarter ending March 2016	3,565	
Quarter ending June 2016	3,546	→
Quarter ending September 2016	3,532	→
Quarter ending December 2016	3,510	→
Quarter ending March 2017	3,508	→
Variance since March 2016	(1.6%)	↓



ACTIVITY

Cumulative percentage of contracted UDA delivered 2016 & 2017



Month	Adjusted Scheduled Activity (UDA)	
	2016	2017
April	9	572
May	691	1,308
June	1,319	2,018
July	2,442	3,053
August	3,342	4,116
September	3,784	4,860
October	4,883	5,532
November	6,225	6,766
December	7,121	7,621
January	7,715	7,934
February	9,049	9,321
March	10,282	9,837
April	10,893	
May	10,897	
June	10,898	

QUALITY

	Quantity	Base Number	Contract	AT	Region	England
% of FP17s for the same patient ID Re-attending within 3 months - Children	84	942	8.9%	10.5%	13.3%	12.3%
% of FP17s for the same patient ID Re-attending within 3 months - Adults	610	3,537	17.2%	15.4%	17.3%	16.7%
% of FP17s for the same patient ID Re-attending between 3 & 9 months - Children	433	942	46.0%	58.5%	58.9%	57.6%
% of FP17s for the same patient ID Re-attending between 3 & 9 months - Adults	1,510	3,537	42.7%	52.3%	52.2%	50.1%
% of FP17s for Band 1 Urgent Courses	254	4,246	6.0%	7.7%	9.2%	9.1%
% of FP17s Relating to Free Repair or Replacements	61	4,246	1.4%	1.3%	1.0%	0.8%
% of FP17s Relating to Continuations	156	4,246	3.7%	1.6%	1.4%	1.2%
% of Patients satisfied with the dentistry they have received	11	11	100.0%	94.2%	93.1%	92.8%
% of Patients satisfied with the time they had to wait for an appointment	11	11	100.0%	88.8%	89.5%	88.7%

* This is based on patients treated on this contract for their most recent course of treatment. Figures in italics indicate the base number of FP17s or Patient Questionnaire responses are less than 100. N/A is shown where the base number of responses is less than 10 during the period. % is calculated as Quantity/Base number*100

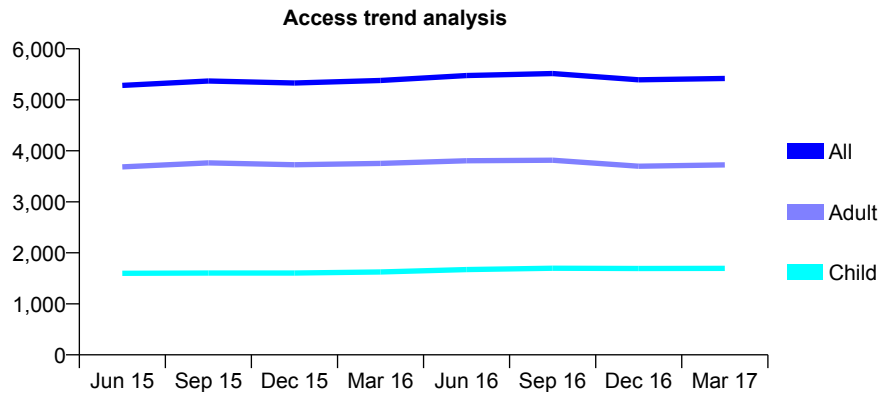
Q51 - Vital Signs At a Glance Contract Report for 114871/0001 - March 2017

Name or company name	Abbeyle Road Family Dental Centre
Contract type name	GDS Contract
Purpose of contract	General
Contract start date	01/04/2012
Contract end date	

16/17 Contracted general activity (UDA)	13,643
Carry forward general activity (UDA)	428
16/17 Contracted orthodontic activity (UOA)	0
Carry forward orthodontic activity (UOA)	0
Baseline contract value	£357,896.14

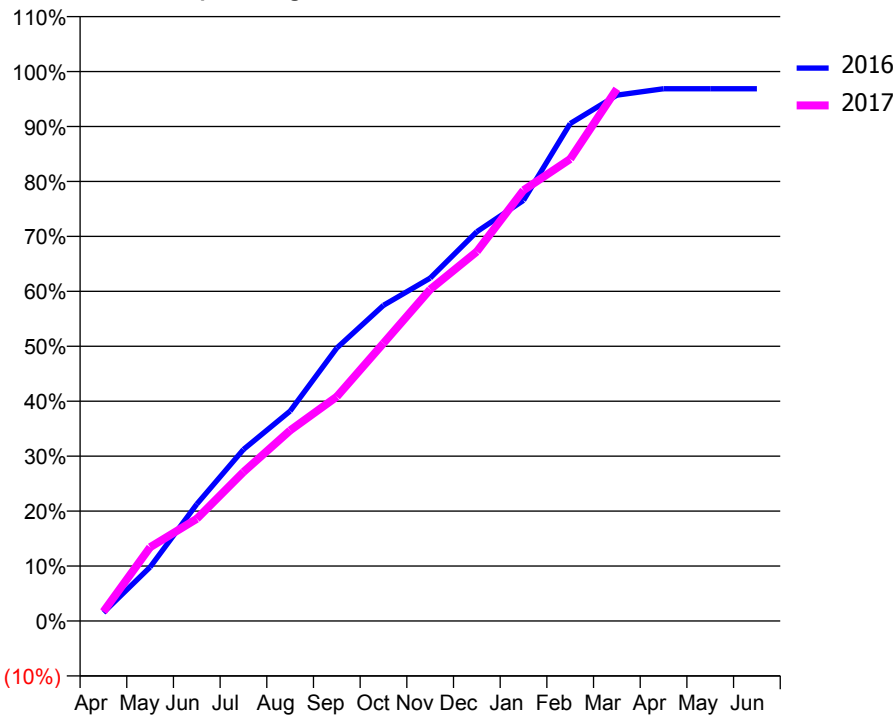
ACCESS*

Patients seen in 24 months	Total	Change since previous quarter
Quarter ending March 2016	5,379	
Quarter ending June 2016	5,477	→
Quarter ending September 2016	5,515	→
Quarter ending December 2016	5,392	↓
Quarter ending March 2017	5,418	→
Variance since March 2016	0.7%	→



ACTIVITY

Cumulative percentage of contracted UDA delivered 2016 & 2017



Month	Adjusted Scheduled Activity (UDA)	
	2016	2017
April	210	235
May	1,341	1,832
June	2,902	2,537
July	4,260	3,701
August	5,214	4,732
September	6,780	5,570
October	7,840	6,898
November	8,514	8,233
December	9,665	9,171
January	10,445	10,695
February	12,352	11,469
March	13,056	13,211
April	13,215	
May	13,215	
June	13,214	

QUALITY

	Quantity	Base Number	Contract	AT	Region	England
% of FP17s for the same patient ID Re-attending within 3 months - Children	168	2,184	7.7%	10.5%	13.3%	12.3%
% of FP17s for the same patient ID Re-attending within 3 months - Adults	722	3,875	18.6%	15.4%	17.3%	16.7%
% of FP17s for the same patient ID Re-attending between 3 & 9 months - Children	951	2,184	43.5%	58.5%	58.9%	57.6%
% of FP17s for the same patient ID Re-attending between 3 & 9 months - Adults	1,313	3,875	33.9%	52.3%	52.2%	50.1%
% of FP17s for Band 1 Urgent Courses	420	5,978	7.0%	7.7%	9.2%	9.1%
% of FP17s Relating to Free Repair or Replacements	3	5,978	0.1%	1.3%	1.0%	0.8%
% of FP17s Relating to Continuations	239	5,978	4.0%	1.6%	1.4%	1.2%
% of Patients satisfied with the dentistry they have received	1	3	N/A	94.2%	93.1%	92.8%
% of Patients satisfied with the time they had to wait for an appointment	1	3	N/A	88.8%	89.5%	88.7%

* This is based on patients treated on this contract for their most recent course of treatment. Figures in italics indicate the base number of FP17s or Patient Questionnaire responses are less than 100. N/A is shown where the base number of responses is less than 10 during the period. % is calculated as Quantity/Base number*100

Q51 - Vital Signs At a Glance Contract Report for 115142/0001 - March 2017

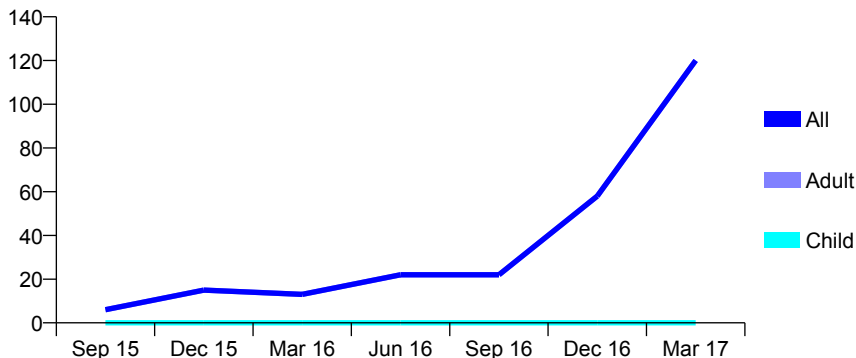
Name or company name	Sheffield Teaching Hospital NHS FT
Contract type name	PDS Contract
Purpose of contract	General
Contract start date	01/05/2015
Contract end date	30/04/2020

16/17 Contracted general activity (UDA)	1,800
Carry forward general activity (UDA)	0
16/17 Contracted orthodontic activity (UOA)	0
Carry forward orthodontic activity (UOA)	0
Baseline contract value	£74,700.15

ACCESS*

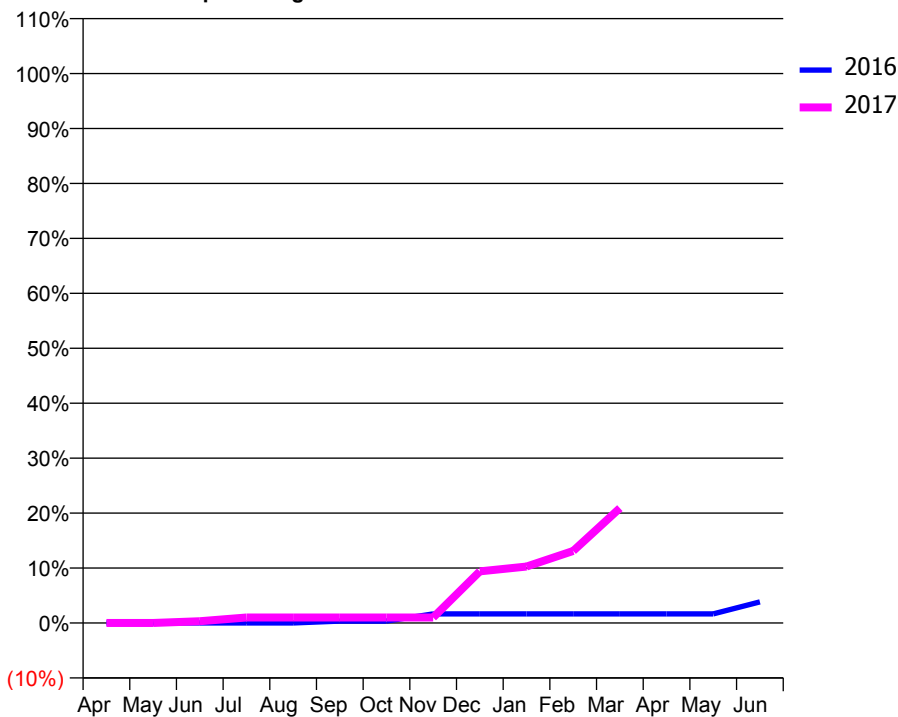
Patients seen in 24 months	Total	Change since previous quarter
Quarter ending March 2016	13	
Quarter ending June 2016	22	↑
Quarter ending September 2016	22	→
Quarter ending December 2016	58	↑
Quarter ending March 2017	120	↑
Variance since March 2016	823.1%	↑

Access trend analysis



ACTIVITY

Cumulative percentage of contracted UDA delivered 2016 & 2017



Adjusted Scheduled Activity (UDA)

Month	2016	2017
April	0	0
May	0	0
June	0	6
July	0	18
August	0	18
September	6	18
October	6	18
November	28	18
December	28	169
January	28	185
February	28	236
March	28	376
April	28	
May	28	
June	64	

QUALITY

	Quantity	Base Number	Contract	AT	Region	England
% of FP17s for the same patient ID Re-attending within 3 months - Children	0	1	0.0%	10.5%	13.3%	12.3%
% of FP17s for the same patient ID Re-attending within 3 months - Adults	1	167	0.6%	15.4%	17.3%	16.7%
% of FP17s for the same patient ID Re-attending between 3 & 9 months - Children	0	1	0.0%	58.5%	58.9%	57.6%
% of FP17s for the same patient ID Re-attending between 3 & 9 months - Adults	0	167	0.0%	52.3%	52.2%	50.1%
% of FP17s for Band 1 Urgent Courses	1	130	0.8%	7.7%	9.2%	9.1%
% of FP17s Relating to Free Repair or Replacements	0	130	0.0%	1.3%	1.0%	0.8%
% of FP17s Relating to Continuations	0	130	0.0%	1.6%	1.4%	1.2%
% of Patients satisfied with the dentistry they have received	0	0	N/A	94.2%	93.1%	92.8%
% of Patients satisfied with the time they had to wait for an appointment	0	0	N/A	88.8%	89.5%	88.7%

* This is based on patients treated on this contract for their most recent course of treatment. Figures in italics indicate the base number of FP17s or Patient Questionnaire responses are less than 100. N/A is shown where the base number of responses is less than 10 during the period. % is calculated as Quantity/Base number*100

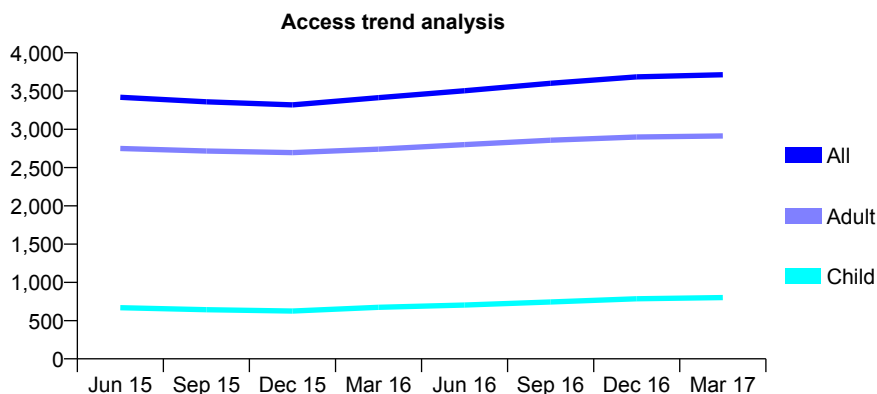
Q51 - Vital Signs At a Glance Contract Report for 116823/0001 - March 2017

Name or company name	Rayner and Horscroft
Contract type name	GDS Contract
Purpose of contract	General
Contract start date	27/01/2010
Contract end date	

16/17 Contracted general activity (UDA)	10,751
Carry forward general activity (UDA)	91
16/17 Contracted orthodontic activity (UOA)	0
Carry forward orthodontic activity (UOA)	0
Baseline contract value	£340,268.78

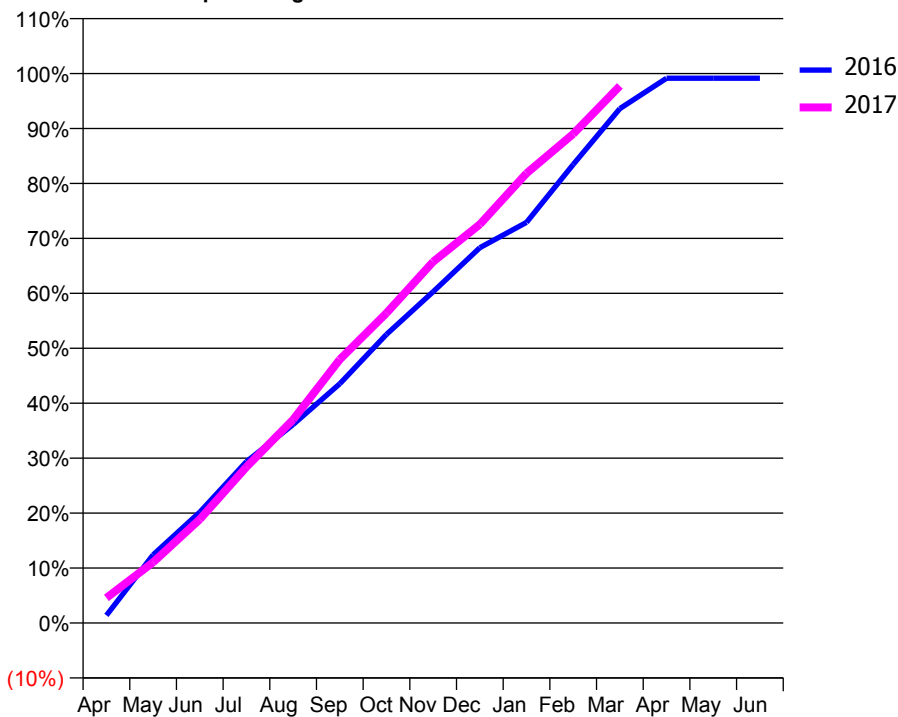
ACCESS*

Patients seen in 24 months	Total	Change since previous quarter
Quarter ending March 2016	3,414	
Quarter ending June 2016	3,504	↑
Quarter ending September 2016	3,601	↑
Quarter ending December 2016	3,685	↑
Quarter ending March 2017	3,714	→
Variance since March 2016	8.8%	↑



ACTIVITY

Cumulative percentage of contracted UDA delivered 2016 & 2017



Month	Adjusted Scheduled Activity (UDA)	
	2016	2017
April	150	491
May	1,327	1,189
June	2,159	2,029
July	3,144	3,055
August	3,866	3,979
September	4,661	5,157
October	5,621	6,063
November	6,454	7,068
December	7,310	7,798
January	7,805	8,800
February	8,932	9,569
March	10,018	10,508
April	10,612	
May	10,612	
June	10,612	

QUALITY

	Quantity	Base Number	Contract	AT	Region	England
% of FP17s for the same patient ID Re-attending within 3 months - Children	244	1,593	15.3%	10.5%	13.3%	12.3%
% of FP17s for the same patient ID Re-attending within 3 months - Adults	602	5,388	11.2%	15.4%	17.3%	16.7%
% of FP17s for the same patient ID Re-attending between 3 & 9 months - Children	996	1,593	62.5%	58.5%	58.9%	57.6%
% of FP17s for the same patient ID Re-attending between 3 & 9 months - Adults	3,961	5,388	73.5%	52.3%	52.2%	50.1%
% of FP17s for Band 1 Urgent Courses	192	6,694	2.9%	7.7%	9.2%	9.1%
% of FP17s Relating to Free Repair or Replacements	33	6,694	0.5%	1.3%	1.0%	0.8%
% of FP17s Relating to Continuations	70	6,694	1.0%	1.6%	1.4%	1.2%
% of Patients satisfied with the dentistry they have received	7	8	N/A	94.2%	93.1%	92.8%
% of Patients satisfied with the time they had to wait for an appointment	7	8	N/A	88.8%	89.5%	88.7%

* This is based on patients treated on this contract for their most recent course of treatment. Figures in italics indicate the base number of FP17s or Patient Questionnaire responses are less than 100. N/A is shown where the base number of responses is less than 10 during the period. % is calculated as Quantity/Base number*100

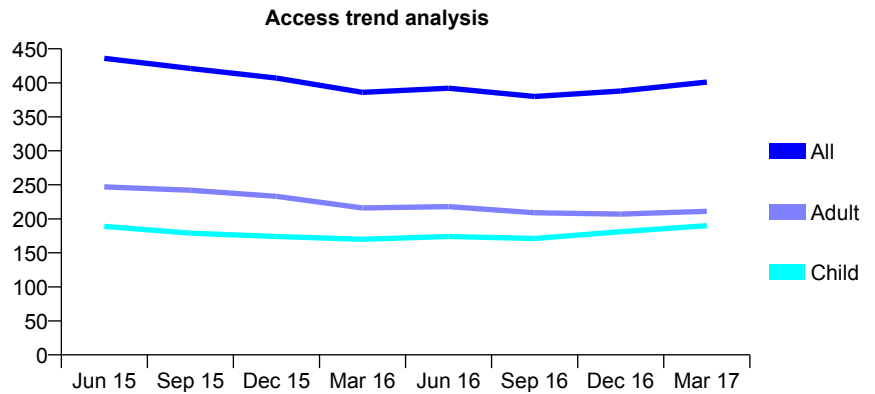
Q51 - Vital Signs At a Glance Contract Report for 117641/0001 - March 2017

Name or company name	Bealby & Jones
Contract type name	GDS Contract
Purpose of contract	General
Contract start date	01/04/2006
Contract end date	

16/17 Contracted general activity (UDA)	1,207
Carry forward general activity (UDA)	0
16/17 Contracted orthodontic activity (UOA)	0
Carry forward orthodontic activity (UOA)	0
Baseline contract value	£37,996.97

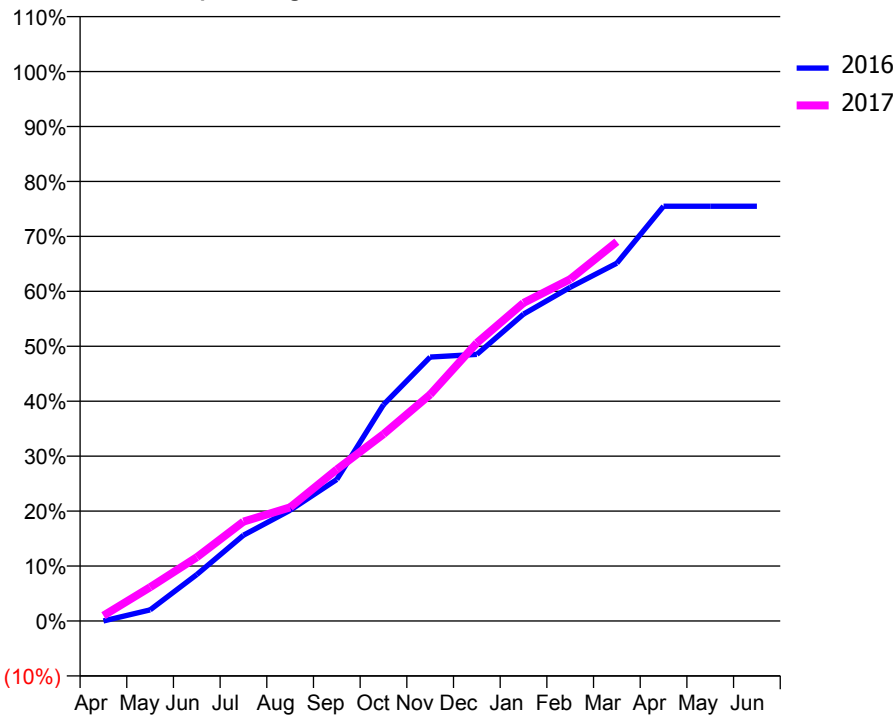
ACCESS*

Patients seen in 24 months	Total	Change since previous quarter
Quarter ending March 2016	386	
Quarter ending June 2016	392	→
Quarter ending September 2016	380	↓
Quarter ending December 2016	388	↑
Quarter ending March 2017	401	↑
Variance since March 2016	3.9%	↑



ACTIVITY

Cumulative percentage of contracted UDA delivered 2016 & 2017



Month	Adjusted Scheduled Activity (UDA)	
	2016	2017
April	0	12
May	24	74
June	102	140
July	188	218
August	243	250
September	311	333
October	475	410
November	580	498
December	586	611
January	674	699
February	733	751
March	786	833
April	911	
May	911	
June	911	

QUALITY

	Quantity	Base Number	Contract	AT	Region	England
% of FP17s for the same patient ID Re-attending within 3 months - Children	8	254	3.1%	10.5%	13.3%	12.3%
% of FP17s for the same patient ID Re-attending within 3 months - Adults	18	225	8.0%	15.4%	17.3%	16.7%
% of FP17s for the same patient ID Re-attending between 3 & 9 months - Children	143	254	56.3%	58.5%	58.9%	57.6%
% of FP17s for the same patient ID Re-attending between 3 & 9 months - Adults	90	225	40.0%	52.3%	52.2%	50.1%
% of FP17s for Band 1 Urgent Courses	26	419	6.2%	7.7%	9.2%	9.1%
% of FP17s Relating to Free Repair or Replacements	4	419	1.0%	1.3%	1.0%	0.8%
% of FP17s Relating to Continuations	1	419	0.2%	1.6%	1.4%	1.2%
% of Patients satisfied with the dentistry they have received	2	2	N/A	94.2%	93.1%	92.8%
% of Patients satisfied with the time they had to wait for an appointment	2	2	N/A	88.8%	89.5%	88.7%

* This is based on patients treated on this contract for their most recent course of treatment. Figures in italics indicate the base number of FP17s or Patient Questionnaire responses are less than 100. N/A is shown where the base number of responses is less than 10 during the period. % is calculated as Quantity/Base number*100

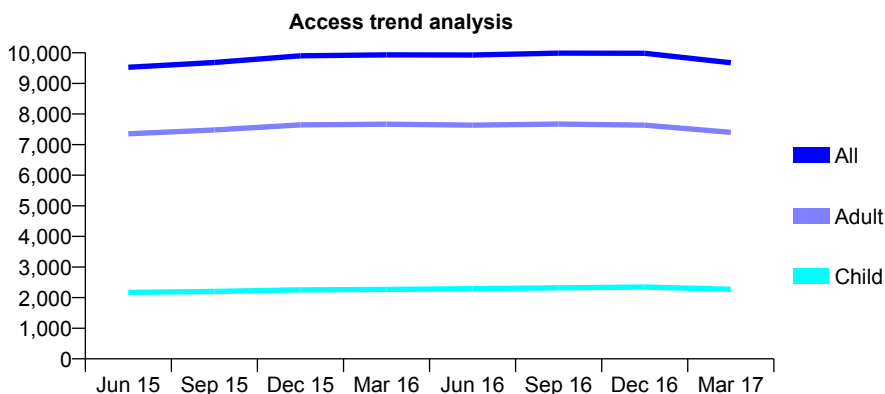
Q51 - Vital Signs At a Glance Contract Report for 118060/0005 - March 2017

Name or company name	Genix Healthcare Ltd
Contract type name	GDS Contract
Purpose of contract	General
Contract start date	01/11/2006
Contract end date	

16/17 Contracted general activity (UDA)	28,148
Carry forward general activity (UDA)	1,094
16/17 Contracted orthodontic activity (UOA)	0
Carry forward orthodontic activity (UOA)	0
Baseline contract value	£726,396.18

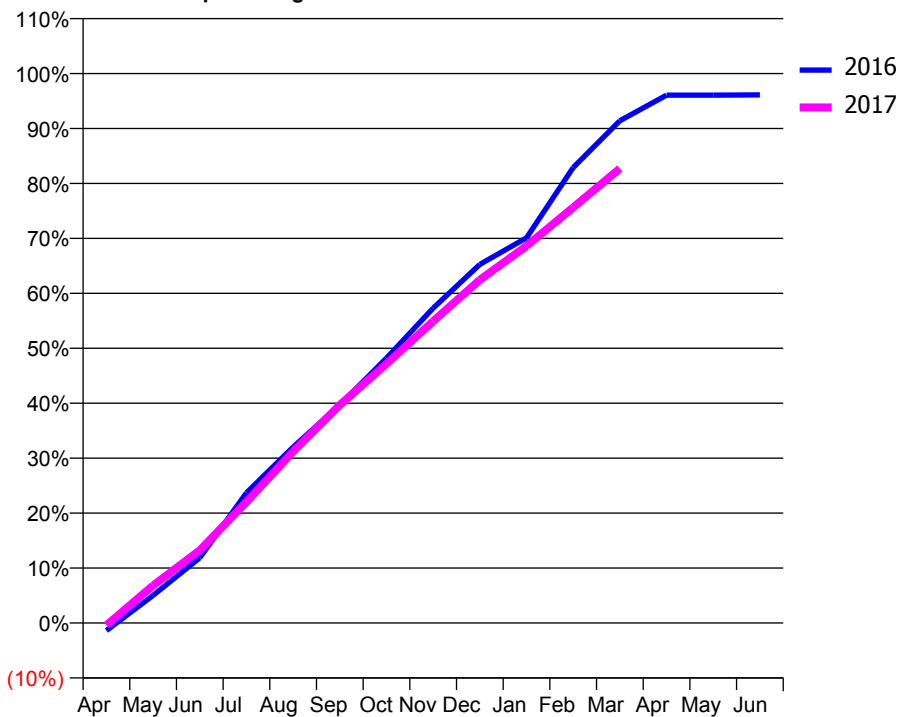
ACCESS*

Patients seen in 24 months	Total	Change since previous quarter
Quarter ending March 2016	9,933	
Quarter ending June 2016	9,928	→
Quarter ending September 2016	9,988	→
Quarter ending December 2016	9,985	→
Quarter ending March 2017	9,675	↓
Variance since March 2016	(2.6%)	↓



ACTIVITY

Cumulative percentage of contracted UDA delivered 2016 & 2017



Month	Adjusted Scheduled Activity (UDA)	
	2016	2017
April	-391	-123
May	1,417	1,923
June	3,345	3,723
July	6,671	6,204
August	9,010	8,787
September	11,172	11,171
October	13,566	13,273
November	16,132	15,463
December	18,370	17,576
January	19,730	19,313
February	23,333	21,289
March	25,727	23,280
April	27,039	
May	27,040	
June	27,054	

QUALITY

	Quantity	Base Number	Contract	AT	Region	England
% of FP17s for the same patient ID Re-attending within 3 months - Children	445	3,873	11.5%	10.5%	13.3%	12.3%
% of FP17s for the same patient ID Re-attending within 3 months - Adults	1,679	10,949	15.3%	15.4%	17.3%	16.7%
% of FP17s for the same patient ID Re-attending between 3 & 9 months - Children	2,550	3,873	65.8%	58.5%	58.9%	57.6%
% of FP17s for the same patient ID Re-attending between 3 & 9 months - Adults	6,571	10,949	60.0%	52.3%	52.2%	50.1%
% of FP17s for Band 1 Urgent Courses	1,042	14,147	7.4%	7.7%	9.2%	9.1%
% of FP17s Relating to Free Repair or Replacements	131	14,147	0.9%	1.3%	1.0%	0.8%
% of FP17s Relating to Continuations	104	14,147	0.7%	1.6%	1.4%	1.2%
% of Patients satisfied with the dentistry they have received	38	40	95.0%	94.2%	93.1%	92.8%
% of Patients satisfied with the time they had to wait for an appointment	35	40	87.5%	88.8%	89.5%	88.7%

* This is based on patients treated on this contract for their most recent course of treatment. Figures in italics indicate the base number of FP17s or Patient Questionnaire responses are less than 100. N/A is shown where the base number of responses is less than 10 during the period. % is calculated as Quantity/Base number*100

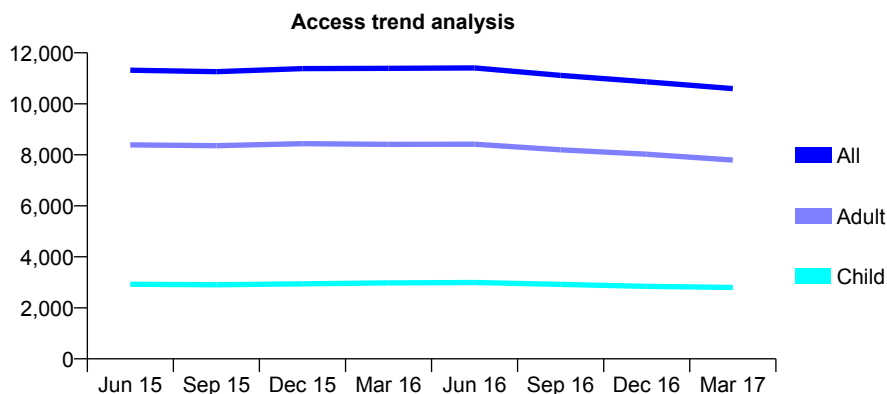
Q51 - Vital Signs At a Glance Contract Report for 118060/0007 - March 2017

Name or company name	Genix Healthcare Ltd
Contract type name	GDS Contract
Purpose of contract	General
Contract start date	01/01/2007
Contract end date	

16/17 Contracted general activity (UDA)	31,865
Carry forward general activity (UDA)	-637
16/17 Contracted orthodontic activity (UOA)	0
Carry forward orthodontic activity (UOA)	0
Baseline contract value	£901,714.44

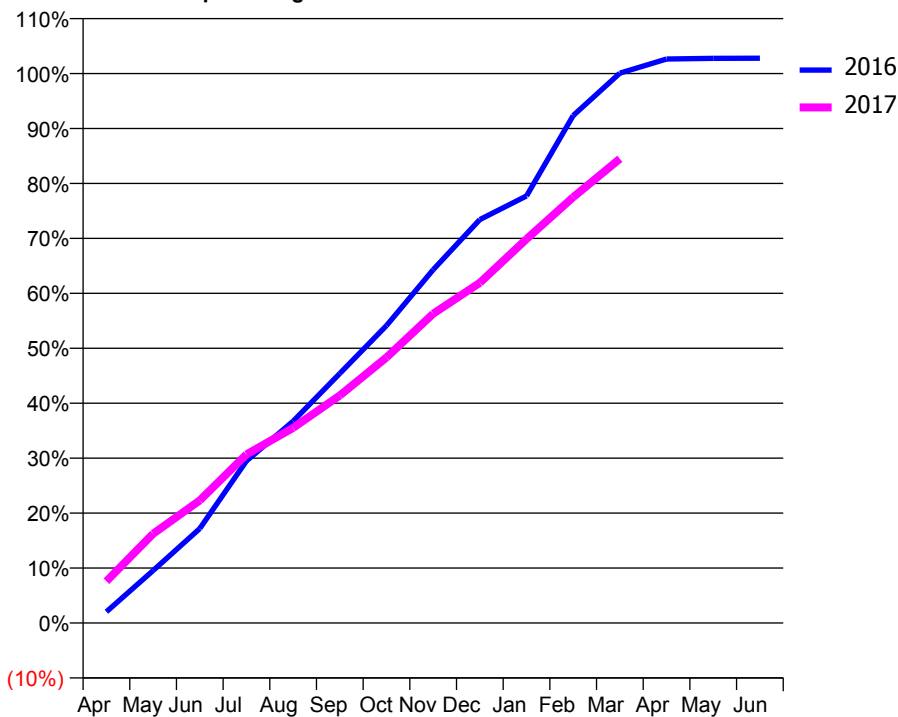
ACCESS*

Patients seen in 24 months	Total	Change since previous quarter
Quarter ending March 2016	11,390	
Quarter ending June 2016	11,406	→
Quarter ending September 2016	11,116	↓
Quarter ending December 2016	10,864	↓
Quarter ending March 2017	10,596	↓
Variance since March 2016	(7.0%)	↓



ACTIVITY

Cumulative percentage of contracted UDA delivered 2016 & 2017



Month	Adjusted Scheduled Activity (UDA)	
	2016	2017
April	656	2,421
May	3,040	5,177
June	5,482	7,110
July	9,398	9,778
August	11,704	11,313
September	14,473	13,194
October	17,247	15,397
November	20,488	17,939
December	23,392	19,731
January	24,765	22,270
February	29,425	24,694
March	31,885	26,917
April	32,703	
May	32,746	
June	32,749	

QUALITY

	Quantity	Base Number	Contract	AT	Region	England
% of FP17s for the same patient ID Re-attending within 3 months - Children	272	3,521	7.7%	10.5%	13.3%	12.3%
% of FP17s for the same patient ID Re-attending within 3 months - Adults	1,299	9,214	14.1%	15.4%	17.3%	16.7%
% of FP17s for the same patient ID Re-attending between 3 & 9 months - Children	1,835	3,521	52.1%	58.5%	58.9%	57.6%
% of FP17s for the same patient ID Re-attending between 3 & 9 months - Adults	4,550	9,214	49.4%	52.3%	52.2%	50.1%
% of FP17s for Band 1 Urgent Courses	1,077	12,249	8.8%	7.7%	9.2%	9.1%
% of FP17s Relating to Free Repair or Replacements	124	12,249	1.0%	1.3%	1.0%	0.8%
% of FP17s Relating to Continuations	50	12,249	0.4%	1.6%	1.4%	1.2%
% of Patients satisfied with the dentistry they have received	12	14	85.7%	94.2%	93.1%	92.8%
% of Patients satisfied with the time they had to wait for an appointment	11	14	78.6%	88.8%	89.5%	88.7%

* This is based on patients treated on this contract for their most recent course of treatment. Figures in italics indicate the base number of FP17s or Patient Questionnaire responses are less than 100. N/A is shown where the base number of responses is less than 10 during the period. % is calculated as Quantity/Base number*100

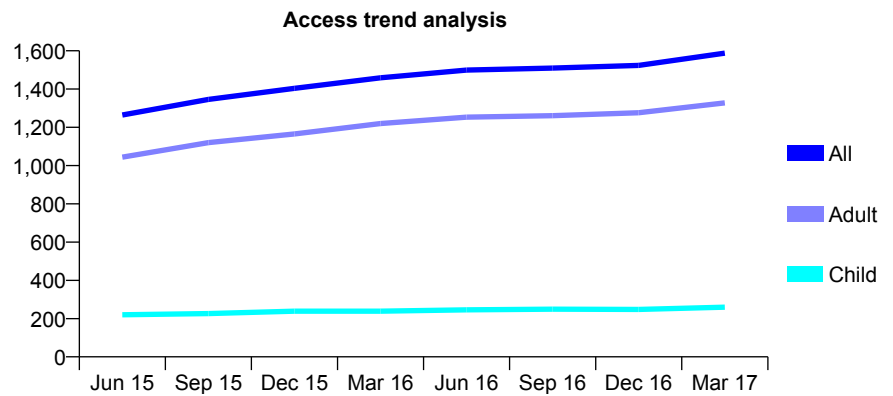
Q51 - Vital Signs At a Glance Contract Report for 118060/0011 - March 2017

Name or company name	Genix Healthcare Ltd
Contract type name	GDS Contract
Purpose of contract	General
Contract start date	01/04/2007
Contract end date	

16/17 Contracted general activity (UDA)	4,381
Carry forward general activity (UDA)	-41
16/17 Contracted orthodontic activity (UOA)	0
Carry forward orthodontic activity (UOA)	0
Baseline contract value	£123,973.71

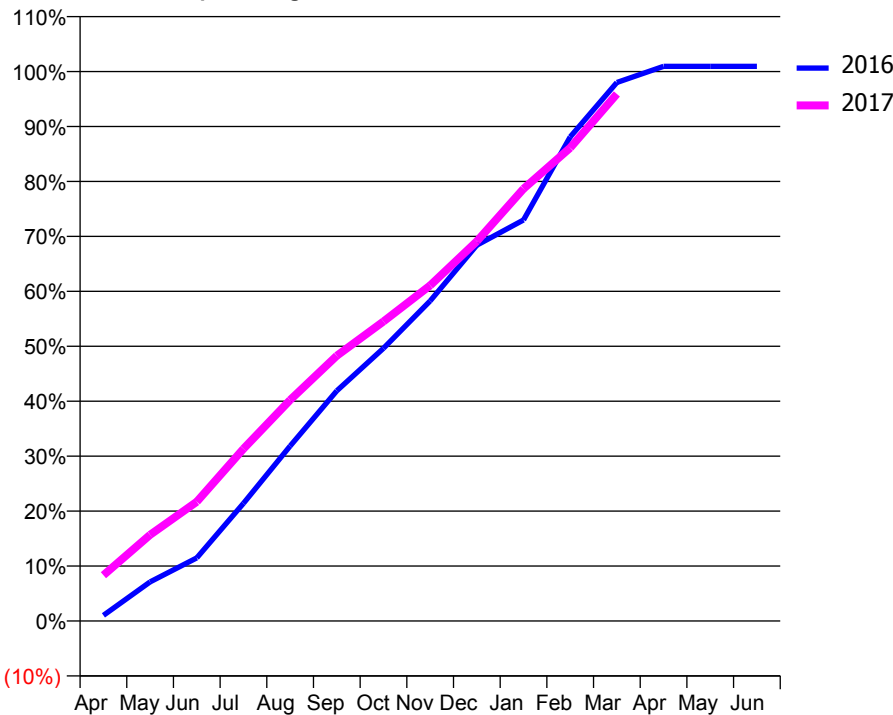
ACCESS*

Patients seen in 24 months	Total	Change since previous quarter
Quarter ending March 2016	1,459	
Quarter ending June 2016	1,499	↑
Quarter ending September 2016	1,510	→
Quarter ending December 2016	1,524	→
Quarter ending March 2017	1,588	↑
Variance since March 2016	8.8%	↑



ACTIVITY

Cumulative percentage of contracted UDA delivered 2016 & 2017



Month	Adjusted Scheduled Activity (UDA)	
	2016	2017
April	45	366
May	312	688
June	503	951
July	938	1,373
August	1,396	1,762
September	1,836	2,115
October	2,175	2,388
November	2,552	2,676
December	2,997	3,027
January	3,197	3,446
February	3,859	3,772
March	4,294	4,202
April	4,422	
May	4,422	
June	4,422	

QUALITY

	Quantity	Base Number	Contract	AT	Region	England
% of FP17s for the same patient ID Re-attending within 3 months - Children	23	453	5.1%	10.5%	13.3%	12.3%
% of FP17s for the same patient ID Re-attending within 3 months - Adults	200	2,011	9.9%	15.4%	17.3%	16.7%
% of FP17s for the same patient ID Re-attending between 3 & 9 months - Children	342	453	75.5%	58.5%	58.9%	57.6%
% of FP17s for the same patient ID Re-attending between 3 & 9 months - Adults	1,215	2,011	60.4%	52.3%	52.2%	50.1%
% of FP17s for Band 1 Urgent Courses	141	2,399	5.9%	7.7%	9.2%	9.1%
% of FP17s Relating to Free Repair or Replacements	6	2,399	0.3%	1.3%	1.0%	0.8%
% of FP17s Relating to Continuations	13	2,399	0.5%	1.6%	1.4%	1.2%
% of Patients satisfied with the dentistry they have received	3	3	N/A	94.2%	93.1%	92.8%
% of Patients satisfied with the time they had to wait for an appointment	2	3	N/A	88.8%	89.5%	88.7%

* This is based on patients treated on this contract for their most recent course of treatment. Figures in italics indicate the base number of FP17s or Patient Questionnaire responses are less than 100. N/A is shown where the base number of responses is less than 10 during the period. % is calculated as Quantity/Base number*100

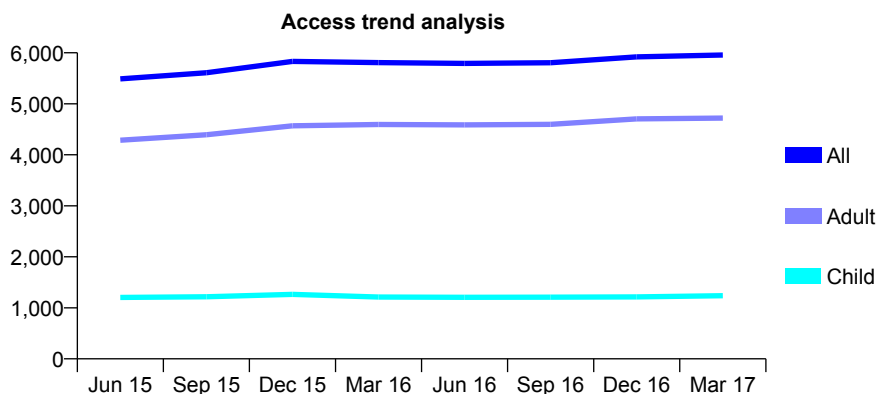
Q51 - Vital Signs At a Glance Contract Report for 118060/0013 - March 2017

Name or company name	Genix Healthcare Ltd
Contract type name	Pilot Contract
Purpose of contract	General
Contract start date	01/05/2007
Contract end date	

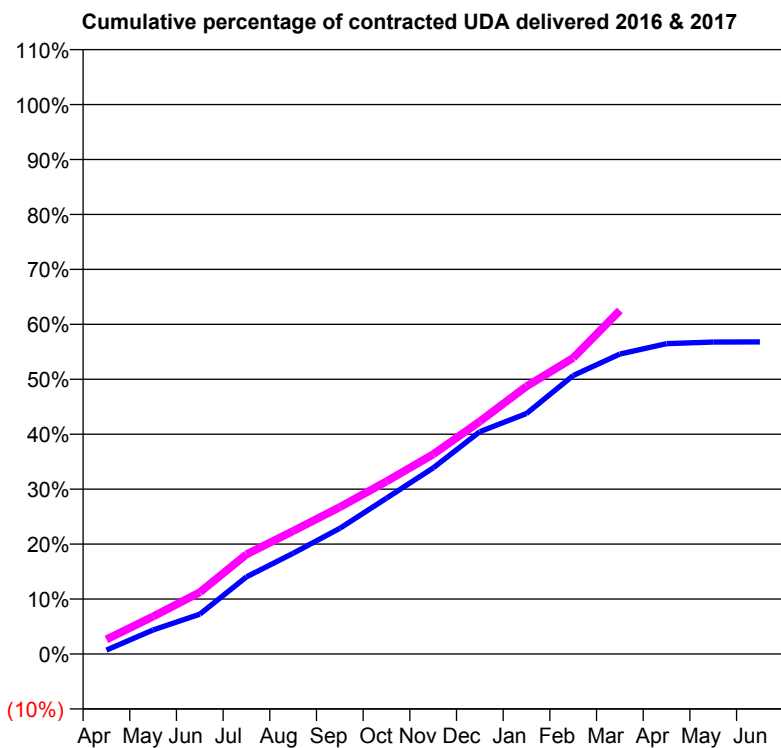
16/17 Contracted general activity (UDA)	25,767
Carry forward general activity (UDA)	0
16/17 Contracted orthodontic activity (UOA)	0
Carry forward orthodontic activity (UOA)	0
Baseline contract value	£868,555.18

ACCESS*

Patients seen in 24 months	Total	Change since previous quarter
Quarter ending March 2016	5,807	
Quarter ending June 2016	5,793	→
Quarter ending September 2016	5,805	→
Quarter ending December 2016	5,920	→
Quarter ending March 2017	5,958	→
Variance since March 2016	2.6%	↑



ACTIVITY



Month	Adjusted Scheduled Activity (UDA)	
	2016	2017
April	186	686
May	1,126	1,758
June	1,866	2,889
July	3,614	4,673
August	4,724	5,767
September	5,891	6,888
October	7,308	8,093
November	8,727	9,365
December	10,428	10,910
January	11,274	12,554
February	13,059	13,883
March	14,068	16,108
April	14,557	
May	14,629	
June	14,633	

QUALITY

	Quantity	Base Number	Contract	AT	Region	England
% of FP17s for the same patient ID Re-attending within 3 months - Children	136	1,860	7.3%	10.5%	13.3%	12.3%
% of FP17s for the same patient ID Re-attending within 3 months - Adults	718	5,891	12.2%	15.4%	17.3%	16.7%
% of FP17s for the same patient ID Re-attending between 3 & 9 months - Children	909	1,860	48.9%	58.5%	58.9%	57.6%
% of FP17s for the same patient ID Re-attending between 3 & 9 months - Adults	2,034	5,891	34.5%	52.3%	52.2%	50.1%
% of FP17s for Band 1 Urgent Courses	951	7,507	12.7%	7.7%	9.2%	9.1%
% of FP17s Relating to Free Repair or Replacements	37	7,507	0.5%	1.3%	1.0%	0.8%
% of FP17s Relating to Continuations	36	7,507	0.5%	1.6%	1.4%	1.2%
% of Patients satisfied with the dentistry they have received	11	12	91.7%	94.2%	93.1%	92.8%
% of Patients satisfied with the time they had to wait for an appointment	10	12	83.3%	88.8%	89.5%	88.7%

* This is based on patients treated on this contract for their most recent course of treatment. Figures in italics indicate the base number of FP17s or Patient Questionnaire responses are less than 100. N/A is shown where the base number of responses is less than 10 during the period. % is calculated as Quantity/Base number*100

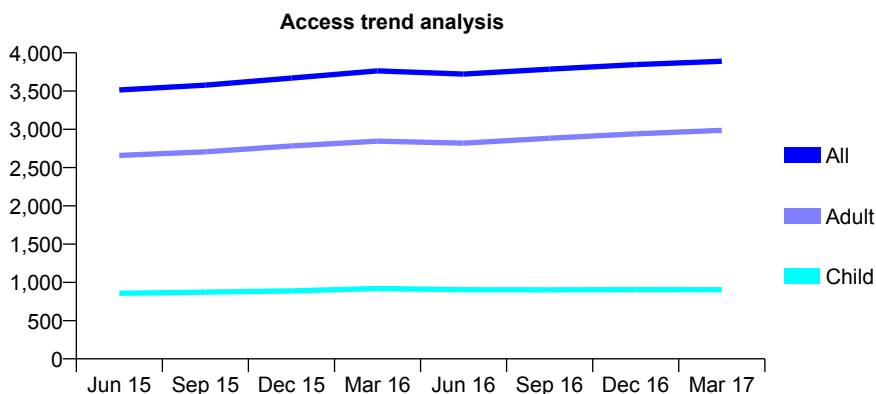
Q51 - Vital Signs At a Glance Contract Report for 119008/0001 - March 2017

Name or company name	765 Dental Care
Contract type name	GDS Contract
Purpose of contract	General
Contract start date	01/04/2014
Contract end date	

16/17 Contracted general activity (UDA)	11,430
Carry forward general activity (UDA)	233
16/17 Contracted orthodontic activity (UOA)	0
Carry forward orthodontic activity (UOA)	0
Baseline contract value	£342,845.73

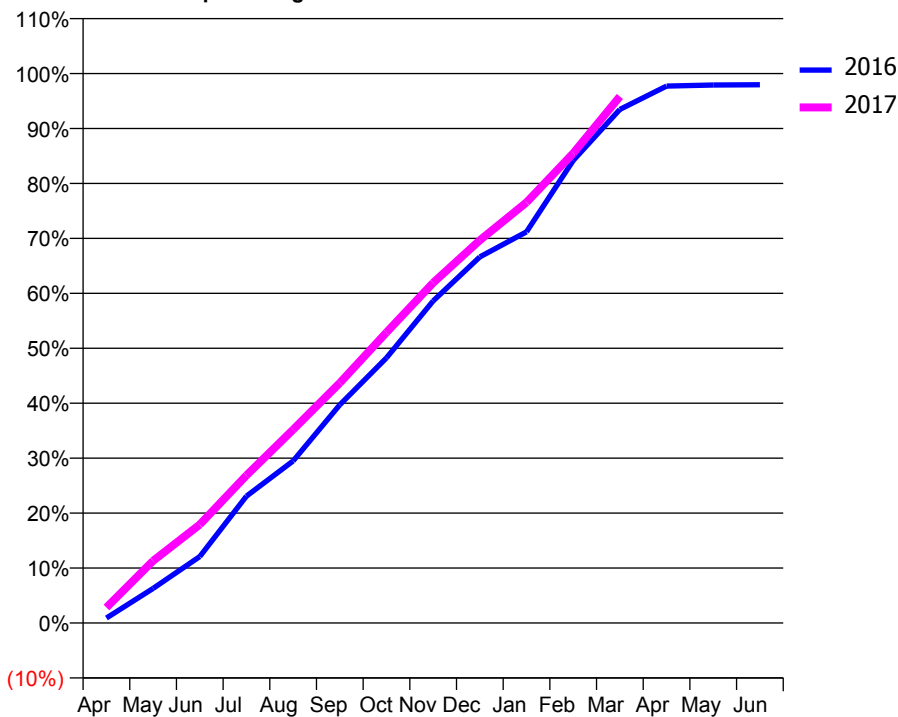
ACCESS*

Patients seen in 24 months	Total	Change since previous quarter
Quarter ending March 2016	3,764	
Quarter ending June 2016	3,722	↓
Quarter ending September 2016	3,786	→
Quarter ending December 2016	3,846	→
Quarter ending March 2017	3,890	→
Variance since March 2016	3.3%	↑



ACTIVITY

Cumulative percentage of contracted UDA delivered 2016 & 2017



Month	Adjusted Scheduled Activity (UDA)	
	2016	2017
April	105	323
May	720	1,293
June	1,381	2,049
July	2,639	3,071
August	3,373	4,024
September	4,539	4,994
October	5,515	6,045
November	6,699	7,076
December	7,616	7,961
January	8,136	8,749
February	9,621	9,770
March	10,682	10,952
April	11,169	
May	11,190	
June	11,197	

QUALITY

	Quantity	Base Number	Contract	AT	Region	England
% of FP17s for the same patient ID Re-attending within 3 months - Children	89	1,446	6.2%	10.5%	13.3%	12.3%
% of FP17s for the same patient ID Re-attending within 3 months - Adults	791	5,056	15.6%	15.4%	17.3%	16.7%
% of FP17s for the same patient ID Re-attending between 3 & 9 months - Children	973	1,446	67.3%	58.5%	58.9%	57.6%
% of FP17s for the same patient ID Re-attending between 3 & 9 months - Adults	3,204	5,056	63.4%	52.3%	52.2%	50.1%
% of FP17s for Band 1 Urgent Courses	313	6,219	5.0%	7.7%	9.2%	9.1%
% of FP17s Relating to Free Repair or Replacements	49	6,219	0.8%	1.3%	1.0%	0.8%
% of FP17s Relating to Continuations	90	6,219	1.4%	1.6%	1.4%	1.2%
% of Patients satisfied with the dentistry they have received	7	7	N/A	94.2%	93.1%	92.8%
% of Patients satisfied with the time they had to wait for an appointment	6	7	N/A	88.8%	89.5%	88.7%

* This is based on patients treated on this contract for their most recent course of treatment. Figures in italics indicate the base number of FP17s or Patient Questionnaire responses are less than 100. N/A is shown where the base number of responses is less than 10 during the period. % is calculated as Quantity/Base number*100

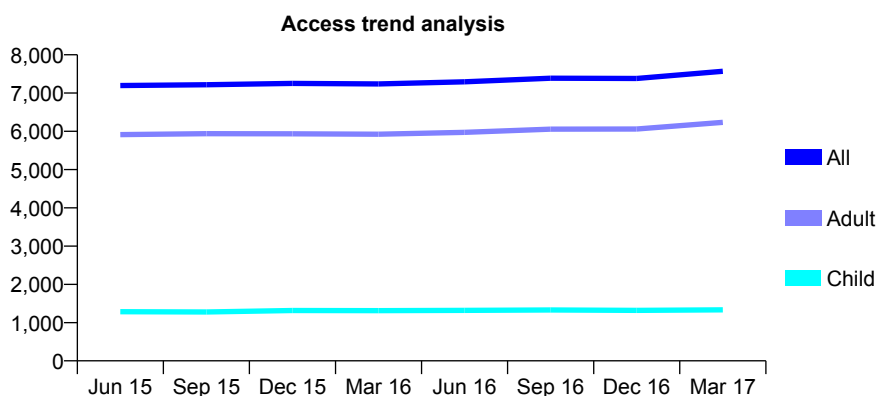
Q51 - Vital Signs At a Glance Contract Report for 120324/0001 - March 2017

Name or company name	HUGHES-DOCHERTY & BASMA SABER
Contract type name	GDS Contract
Purpose of contract	General
Contract start date	01/04/2006
Contract end date	

16/17 Contracted general activity (UDA)	21,825
Carry forward general activity (UDA)	773
16/17 Contracted orthodontic activity (UOA)	0
Carry forward orthodontic activity (UOA)	0
Baseline contract value	£690,175.72

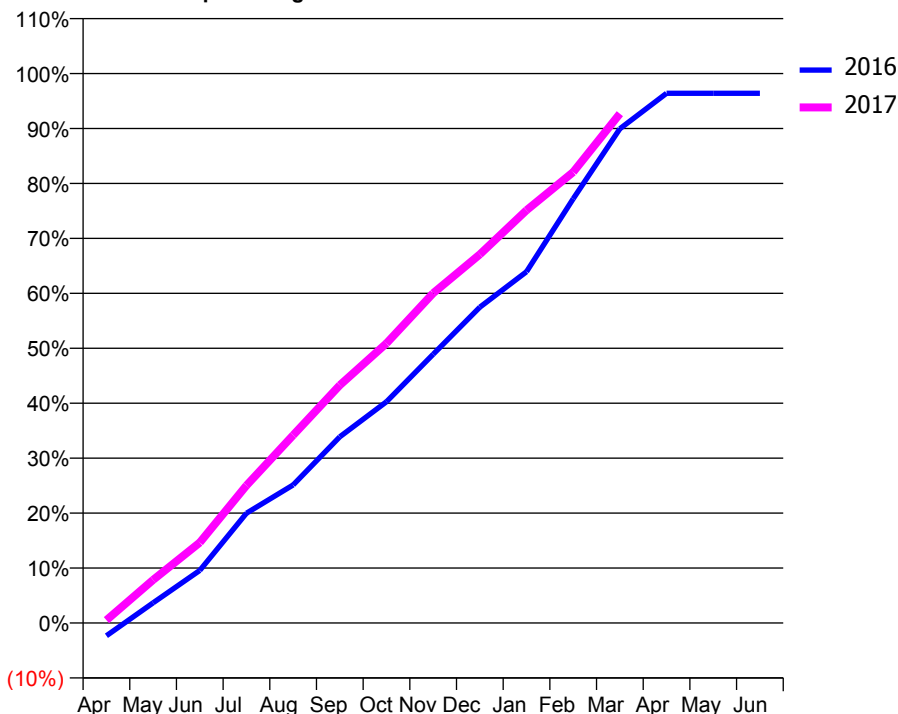
ACCESS*

Patients seen in 24 months	Total	Change since previous quarter
Quarter ending March 2016	7,237	
Quarter ending June 2016	7,294	→
Quarter ending September 2016	7,388	→
Quarter ending December 2016	7,381	→
Quarter ending March 2017	7,568	↑
Variance since March 2016	4.6%	↑



ACTIVITY

Cumulative percentage of contracted UDA delivered 2016 & 2017



Month	Adjusted Scheduled Activity (UDA)	
	2016	2017
April	-511	116
May	804	1,715
June	2,092	3,196
July	4,362	5,466
August	5,482	7,458
September	7,399	9,446
October	8,787	11,111
November	10,674	13,099
December	12,542	14,641
January	13,955	16,394
February	16,849	17,910
March	19,633	20,228
April	21,039	
May	21,042	
June	21,040	

QUALITY

	Quantity	Base Number	Contract	AT	Region	England
% of FP17s for the same patient ID Re-attending within 3 months - Children	170	2,430	7.0%	10.5%	13.3%	12.3%
% of FP17s for the same patient ID Re-attending within 3 months - Adults	1,926	10,841	17.8%	15.4%	17.3%	16.7%
% of FP17s for the same patient ID Re-attending between 3 & 9 months - Children	1,818	2,430	74.8%	58.5%	58.9%	57.6%
% of FP17s for the same patient ID Re-attending between 3 & 9 months - Adults	6,682	10,841	61.6%	52.3%	52.2%	50.1%
% of FP17s for Band 1 Urgent Courses	292	11,610	2.5%	7.7%	9.2%	9.1%
% of FP17s Relating to Free Repair or Replacements	256	11,610	2.2%	1.3%	1.0%	0.8%
% of FP17s Relating to Continuations	293	11,610	2.5%	1.6%	1.4%	1.2%
% of Patients satisfied with the dentistry they have received	15	15	100.0%	94.2%	93.1%	92.8%
% of Patients satisfied with the time they had to wait for an appointment	15	15	100.0%	88.8%	89.5%	88.7%

* This is based on patients treated on this contract for their most recent course of treatment. Figures in italics indicate the base number of FP17s or Patient Questionnaire responses are less than 100. N/A is shown where the base number of responses is less than 10 during the period. % is calculated as Quantity/Base number*100

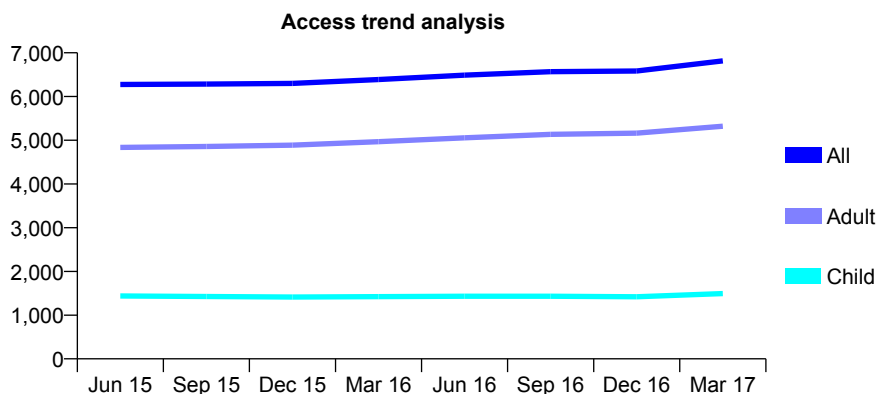
Q51 - Vital Signs At a Glance Contract Report for 122270/0001 - March 2017

Name or company name	Birley Moor Dental Practice Partnership
Contract type name	GDS Contract
Purpose of contract	General
Contract start date	31/03/2012
Contract end date	

16/17 Contracted general activity (UDA)	19,200
Carry forward general activity (UDA)	-14
16/17 Contracted orthodontic activity (UOA)	0
Carry forward orthodontic activity (UOA)	0
Baseline contract value	£509,491.28

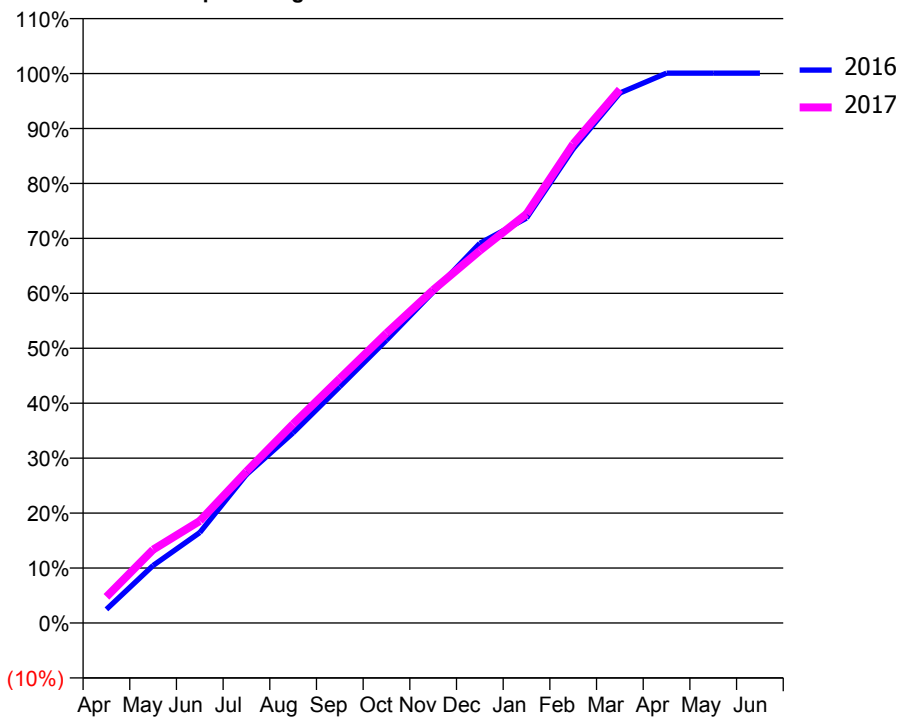
ACCESS*

Patients seen in 24 months	Total	Change since previous quarter
Quarter ending March 2016	6,388	
Quarter ending June 2016	6,488	→
Quarter ending September 2016	6,567	→
Quarter ending December 2016	6,584	→
Quarter ending March 2017	6,815	↑
Variance since March 2016	6.7%	↑



ACTIVITY

Cumulative percentage of contracted UDA delivered 2016 & 2017



Month	Adjusted Scheduled Activity (UDA)	
	2016	2017
April	477	915
May	2,010	2,566
June	3,163	3,565
July	5,188	5,295
August	6,646	6,956
September	8,260	8,541
October	9,887	10,128
November	11,565	11,634
December	13,269	13,010
January	14,147	14,291
February	16,568	16,738
March	18,517	18,642
April	19,214	
May	19,214	
June	19,214	

QUALITY

	Quantity	Base Number	Contract	AT	Region	England
% of FP17s for the same patient ID Re-attending within 3 months - Children	146	2,576	5.7%	10.5%	13.3%	12.3%
% of FP17s for the same patient ID Re-attending within 3 months - Adults	1,022	8,762	11.7%	15.4%	17.3%	16.7%
% of FP17s for the same patient ID Re-attending between 3 & 9 months - Children	1,886	2,576	73.2%	58.5%	58.9%	57.6%
% of FP17s for the same patient ID Re-attending between 3 & 9 months - Adults	5,797	8,762	66.2%	52.3%	52.2%	50.1%
% of FP17s for Band 1 Urgent Courses	679	10,932	6.2%	7.7%	9.2%	9.1%
% of FP17s Relating to Free Repair or Replacements	53	10,932	0.5%	1.3%	1.0%	0.8%
% of FP17s Relating to Continuations	137	10,932	1.3%	1.6%	1.4%	1.2%
% of Patients satisfied with the dentistry they have received	5	5	N/A	94.2%	93.1%	92.8%
% of Patients satisfied with the time they had to wait for an appointment	5	5	N/A	88.8%	89.5%	88.7%

* This is based on patients treated on this contract for their most recent course of treatment. Figures in italics indicate the base number of FP17s or Patient Questionnaire responses are less than 100. N/A is shown where the base number of responses is less than 10 during the period. % is calculated as Quantity/Base number*100

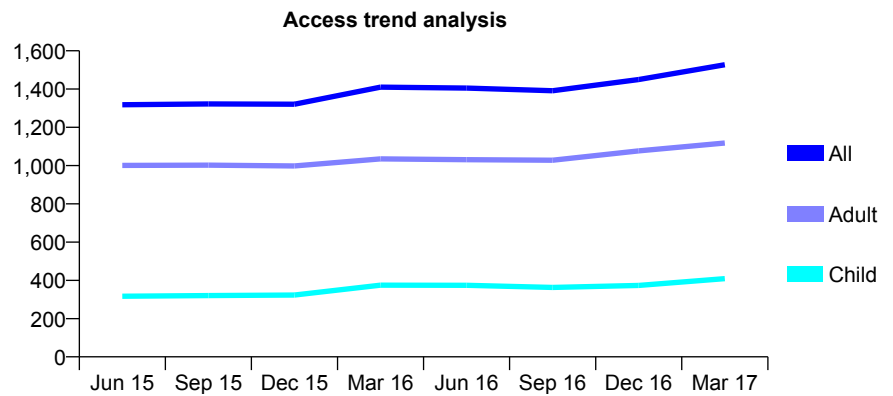
Q51 - Vital Signs At a Glance Contract Report for 122491/0001 - March 2017

Name or company name	Norfolk Park Family Dental Centre
Contract type name	GDS Contract
Purpose of contract	General
Contract start date	01/04/2012
Contract end date	

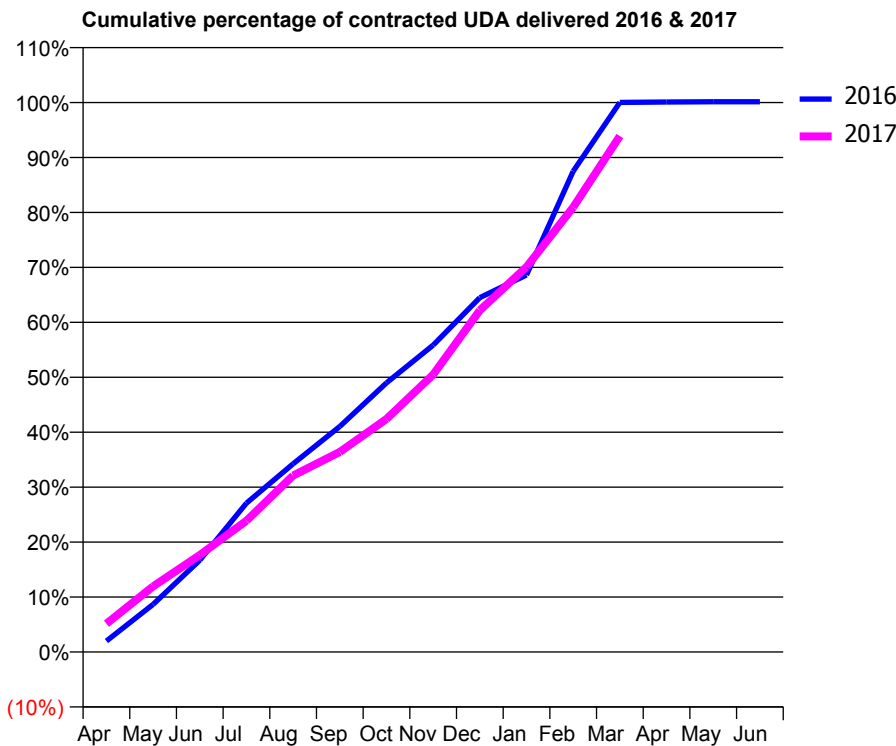
16/17 Contracted general activity (UDA)	4,621
Carry forward general activity (UDA)	-6
16/17 Contracted orthodontic activity (UOA)	0
Carry forward orthodontic activity (UOA)	0
Baseline contract value	£103,308.83

ACCESS*

Patients seen in 24 months	Total	Change since previous quarter
Quarter ending March 2016	1,410	
Quarter ending June 2016	1,405	→
Quarter ending September 2016	1,391	→
Quarter ending December 2016	1,450	↑
Quarter ending March 2017	1,527	↑
Variance since March 2016	8.3%	↑



ACTIVITY



Month	Adjusted Scheduled Activity (UDA)	
	2016	2017
April	92	238
May	401	552
June	772	816
July	1,252	1,104
August	1,582	1,484
September	1,896	1,683
October	2,263	1,960
November	2,580	2,333
December	2,980	2,873
January	3,171	3,238
February	4,043	3,741
March	4,622	4,339
April	4,625	
May	4,628	
June	4,628	

QUALITY

	Quantity	Base Number	Contract	AT	Region	England
% of FP17s for the same patient ID Re-attending within 3 months - Children	28	414	6.8%	10.5%	13.3%	12.3%
% of FP17s for the same patient ID Re-attending within 3 months - Adults	131	1,072	12.2%	15.4%	17.3%	16.7%
% of FP17s for the same patient ID Re-attending between 3 & 9 months - Children	153	414	37.0%	58.5%	58.9%	57.6%
% of FP17s for the same patient ID Re-attending between 3 & 9 months - Adults	309	1,072	28.8%	52.3%	52.2%	50.1%
% of FP17s for Band 1 Urgent Courses	125	1,484	8.4%	7.7%	9.2%	9.1%
% of FP17s Relating to Free Repair or Replacements	6	1,484	0.4%	1.3%	1.0%	0.8%
% of FP17s Relating to Continuations	10	1,484	0.7%	1.6%	1.4%	1.2%
% of Patients satisfied with the dentistry they have received	3	3	N/A	94.2%	93.1%	92.8%
% of Patients satisfied with the time they had to wait for an appointment	2	3	N/A	88.8%	89.5%	88.7%

* This is based on patients treated on this contract for their most recent course of treatment. Figures in italics indicate the base number of FP17s or Patient Questionnaire responses are less than 100. N/A is shown where the base number of responses is less than 10 during the period. % is calculated as Quantity/Base number*100

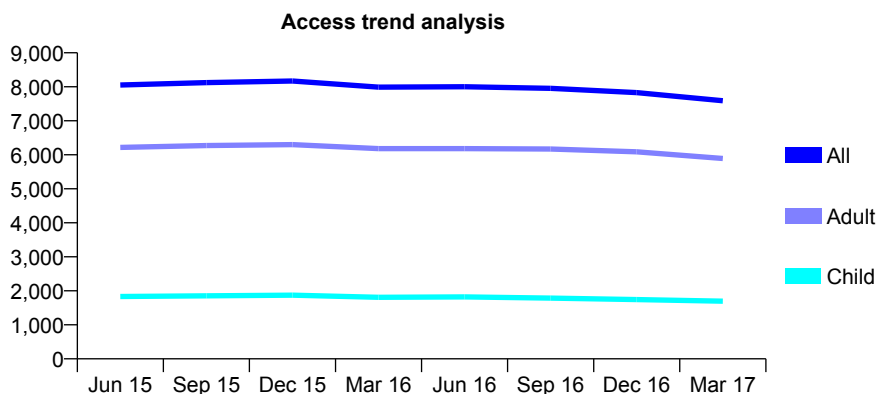
Q51 - Vital Signs At a Glance Contract Report for 125679/0001 - March 2017

Name or company name	Carcroft Dental Practice
Contract type name	GDS Contract
Purpose of contract	General
Contract start date	01/01/2012
Contract end date	

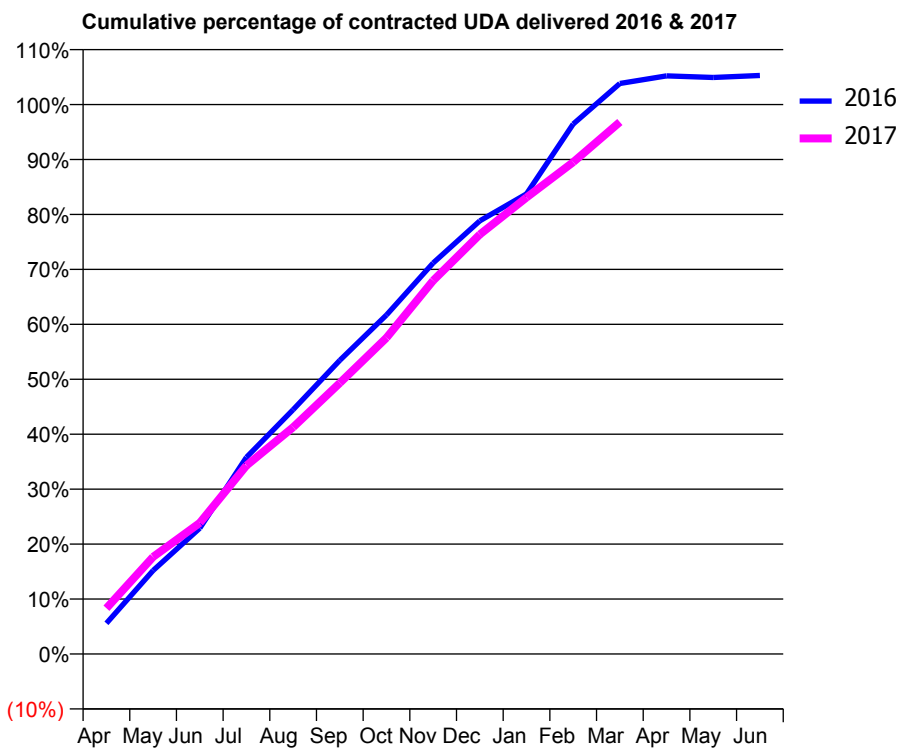
16/17 Contracted general activity (UDA)	21,566
Carry forward general activity (UDA)	-431
16/17 Contracted orthodontic activity (UOA)	0
Carry forward orthodontic activity (UOA)	0
Baseline contract value	£610,274.33

ACCESS*

Patients seen in 24 months	Total	Change since previous quarter
Quarter ending March 2016	7,991	
Quarter ending June 2016	8,002	→
Quarter ending September 2016	7,956	→
Quarter ending December 2016	7,829	↓
Quarter ending March 2017	7,589	↓
Variance since March 2016	(5.0%)	↓



ACTIVITY



Month	Adjusted Scheduled Activity (UDA)	
	2016	2017
April	1,206	1,800
May	3,279	3,814
June	4,935	5,148
July	7,720	7,398
August	9,588	8,897
September	11,525	10,638
October	13,304	12,413
November	15,349	14,657
December	17,003	16,466
January	18,059	17,916
February	20,802	19,305
March	22,393	20,879
April	22,690	
May	22,628	
June	22,705	

QUALITY

	Quantity	Base Number	Contract	AT	Region	England
% of FP17s for the same patient ID Re-attending within 3 months - Children	170	2,016	8.4%	10.5%	13.3%	12.3%
% of FP17s for the same patient ID Re-attending within 3 months - Adults	986	6,863	14.4%	15.4%	17.3%	16.7%
% of FP17s for the same patient ID Re-attending between 3 & 9 months - Children	843	2,016	41.8%	58.5%	58.9%	57.6%
% of FP17s for the same patient ID Re-attending between 3 & 9 months - Adults	2,245	6,863	32.7%	52.3%	52.2%	50.1%
% of FP17s for Band 1 Urgent Courses	569	8,751	6.5%	7.7%	9.2%	9.1%
% of FP17s Relating to Free Repair or Replacements	124	8,751	1.4%	1.3%	1.0%	0.8%
% of FP17s Relating to Continuations	251	8,751	2.9%	1.6%	1.4%	1.2%
% of Patients satisfied with the dentistry they have received	14	15	93.3%	94.2%	93.1%	92.8%
% of Patients satisfied with the time they had to wait for an appointment	15	15	100.0%	88.8%	89.5%	88.7%

* This is based on patients treated on this contract for their most recent course of treatment. Figures in italics indicate the base number of FP17s or Patient Questionnaire responses are less than 100. N/A is shown where the base number of responses is less than 10 during the period. % is calculated as Quantity/Base number*100

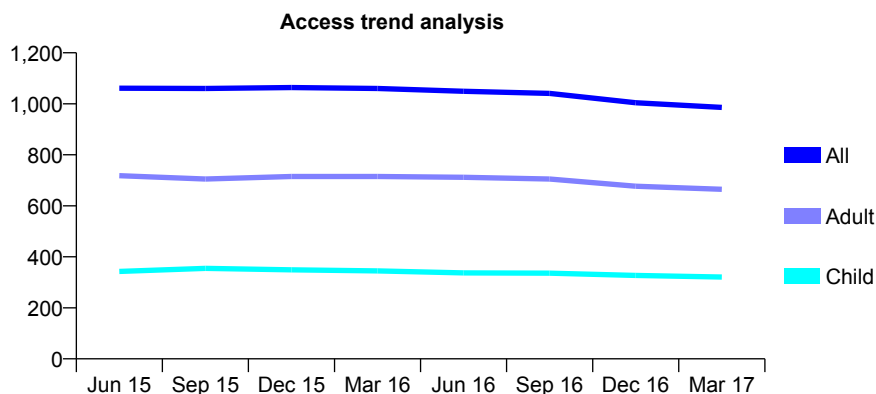
Q51 - Vital Signs At a Glance Contract Report for 126020/0001 - March 2017

Name or company name	Canterbury Dental Care
Contract type name	GDS Contract
Purpose of contract	General
Contract start date	01/04/2006
Contract end date	

16/17 Contracted general activity (UDA)	2,462
Carry forward general activity (UDA)	-26
16/17 Contracted orthodontic activity (UOA)	0
Carry forward orthodontic activity (UOA)	0
Baseline contract value	£78,376.62

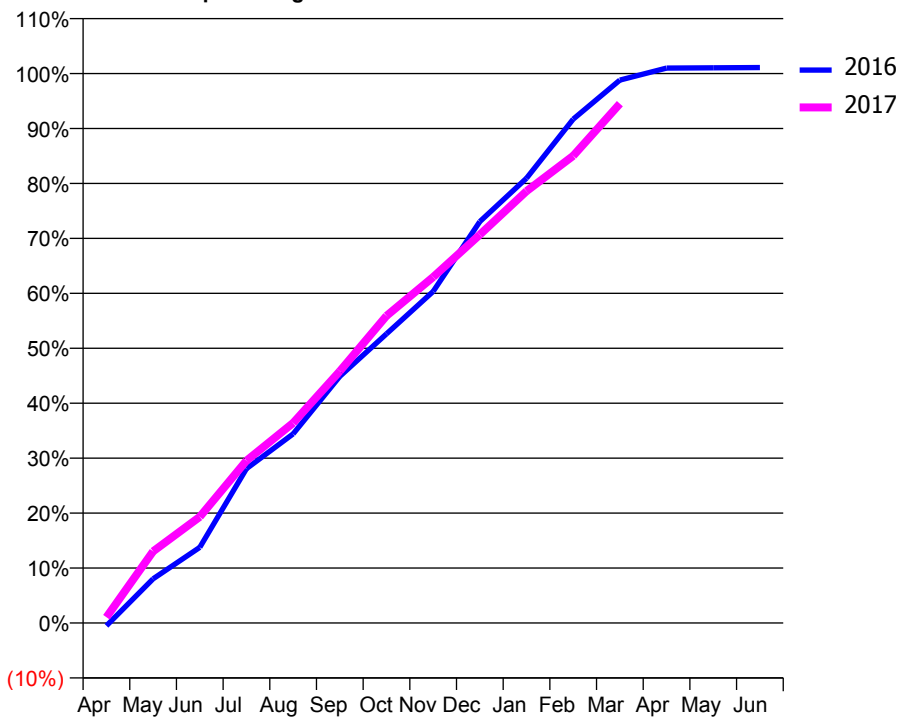
ACCESS*

Patients seen in 24 months	Total	Change since previous quarter
Quarter ending March 2016	1,060	
Quarter ending June 2016	1,049	↓
Quarter ending September 2016	1,041	→
Quarter ending December 2016	1,004	↓
Quarter ending March 2017	986	↓
Variance since March 2016	(7.0%)	↓



ACTIVITY

Cumulative percentage of contracted UDA delivered 2016 & 2017



Adjusted Scheduled Activity (UDA)

Month	2016	2017
April	-13	26
May	198	321
June	339	476
July	692	727
August	847	897
September	1,105	1,128
October	1,295	1,376
November	1,486	1,550
December	1,799	1,740
January	1,993	1,935
February	2,257	2,093
March	2,433	2,327
April	2,486	
May	2,487	
June	2,488	

QUALITY

	Quantity	Base Number	Contract	AT	Region	England
% of FP17s for the same patient ID Re-attending within 3 months - Children	25	403	6.2%	10.5%	13.3%	12.3%
% of FP17s for the same patient ID Re-attending within 3 months - Adults	95	774	12.3%	15.4%	17.3%	16.7%
% of FP17s for the same patient ID Re-attending between 3 & 9 months - Children	228	403	56.6%	58.5%	58.9%	57.6%
% of FP17s for the same patient ID Re-attending between 3 & 9 months - Adults	370	774	47.8%	52.3%	52.2%	50.1%
% of FP17s for Band 1 Urgent Courses	85	1,126	7.5%	7.7%	9.2%	9.1%
% of FP17s Relating to Free Repair or Replacements	5	1,126	0.4%	1.3%	1.0%	0.8%
% of FP17s Relating to Continuations	14	1,126	1.2%	1.6%	1.4%	1.2%
% of Patients satisfied with the dentistry they have received	2	2	N/A	94.2%	93.1%	92.8%
% of Patients satisfied with the time they had to wait for an appointment	1	2	N/A	88.8%	89.5%	88.7%

* This is based on patients treated on this contract for their most recent course of treatment. Figures in italics indicate the base number of FP17s or Patient Questionnaire responses are less than 100. N/A is shown where the base number of responses is less than 10 during the period. % is calculated as Quantity/Base number*100

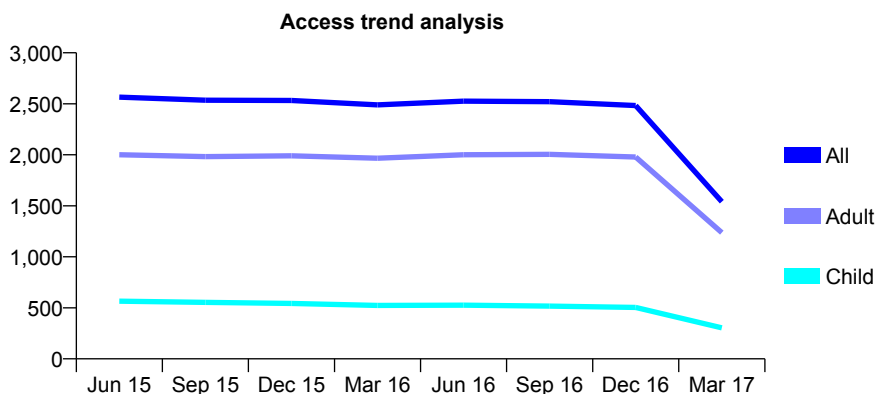
Q51 - Vital Signs At a Glance Contract Report for 126853/0001 - March 2017

Name or company name	Corner House Dental Care
Contract type name	GDS Contract
Purpose of contract	General
Contract start date	01/04/2011
Contract end date	30/11/2016

16/17 Contracted general activity (UDA)	4,097
Carry forward general activity (UDA)	226
16/17 Contracted orthodontic activity (UOA)	0
Carry forward orthodontic activity (UOA)	0
Baseline contract value	£93,649.43

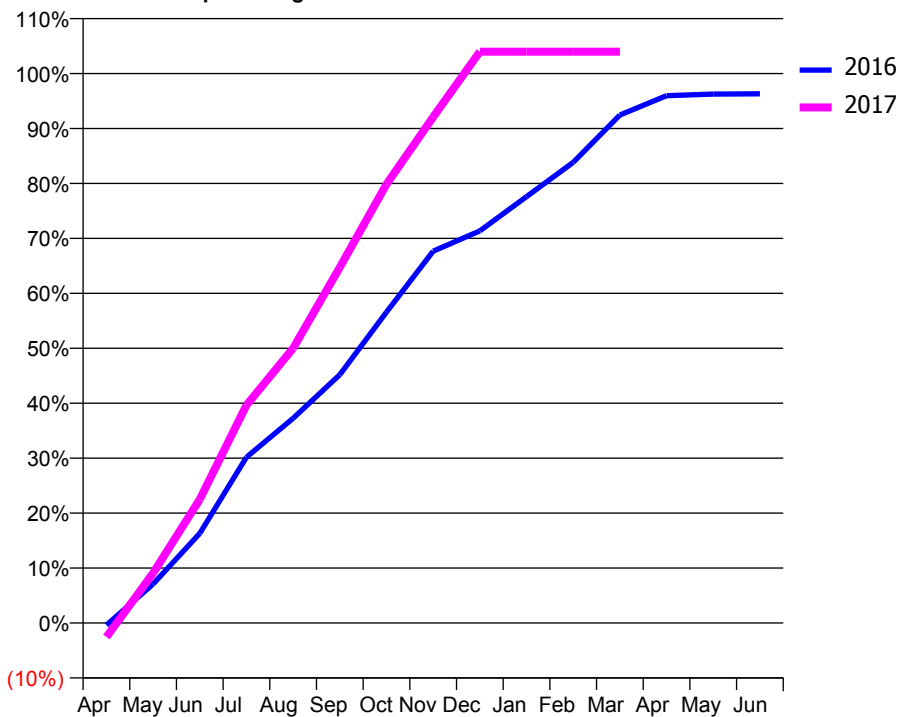
ACCESS*

Patients seen in 24 months	Total	Change since previous quarter
Quarter ending March 2016	2,490	
Quarter ending June 2016	2,526	→
Quarter ending September 2016	2,521	→
Quarter ending December 2016	2,483	↓
Quarter ending March 2017	1,541	↓
Variance since March 2016	(38.1%)	↓



ACTIVITY

Cumulative percentage of contracted UDA delivered 2016 & 2017



Adjusted Scheduled Activity (UDA)

Month	2016	2017
April	-25	-105
May	436	373
June	1,003	922
July	1,854	1,624
August	2,290	2,049
September	2,778	2,652
October	3,477	3,271
November	4,159	3,773
December	4,385	4,260
January	4,769	4,260
February	5,153	4,260
March	5,682	4,260
April	5,897	
May	5,916	
June	5,919	

QUALITY

	Quantity	Base Number	Contract	AT	Region	England
% of FP17s for the same patient ID Re-attending within 3 months - Children	42	551	7.6%	10.5%	13.3%	12.3%
% of FP17s for the same patient ID Re-attending within 3 months - Adults	318	2,197	14.5%	15.4%	17.3%	16.7%
% of FP17s for the same patient ID Re-attending between 3 & 9 months - Children	304	551	55.2%	58.5%	58.9%	57.6%
% of FP17s for the same patient ID Re-attending between 3 & 9 months - Adults	1,233	2,197	56.1%	52.3%	52.2%	50.1%
% of FP17s for Band 1 Urgent Courses	140	2,178	6.4%	7.7%	9.2%	9.1%
% of FP17s Relating to Free Repair or Replacements	15	2,178	0.7%	1.3%	1.0%	0.8%
% of FP17s Relating to Continuations	57	2,178	2.6%	1.6%	1.4%	1.2%
% of Patients satisfied with the dentistry they have received	5	5	N/A	94.2%	93.1%	92.8%
% of Patients satisfied with the time they had to wait for an appointment	5	5	N/A	88.8%	89.5%	88.7%

* This is based on patients treated on this contract for their most recent course of treatment. Figures in italics indicate the base number of FP17s or Patient Questionnaire responses are less than 100. N/A is shown where the base number of responses is less than 10 during the period. % is calculated as Quantity/Base number*100

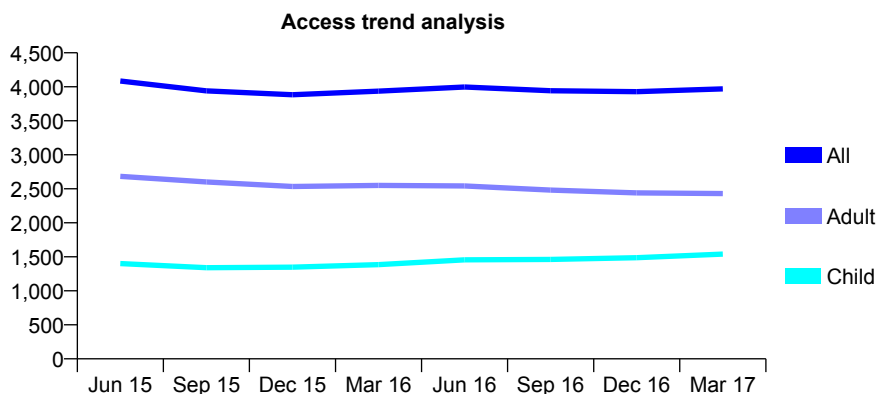
Q51 - Vital Signs At a Glance Contract Report for 127922/0001 - March 2017

Name or company name	Pitsmoor Dental Health
Contract type name	GDS Contract
Purpose of contract	General
Contract start date	01/07/2011
Contract end date	

16/17 Contracted general activity (UDA)	11,393
Carry forward general activity (UDA)	-20
16/17 Contracted orthodontic activity (UOA)	0
Carry forward orthodontic activity (UOA)	0
Baseline contract value	£365,988.86

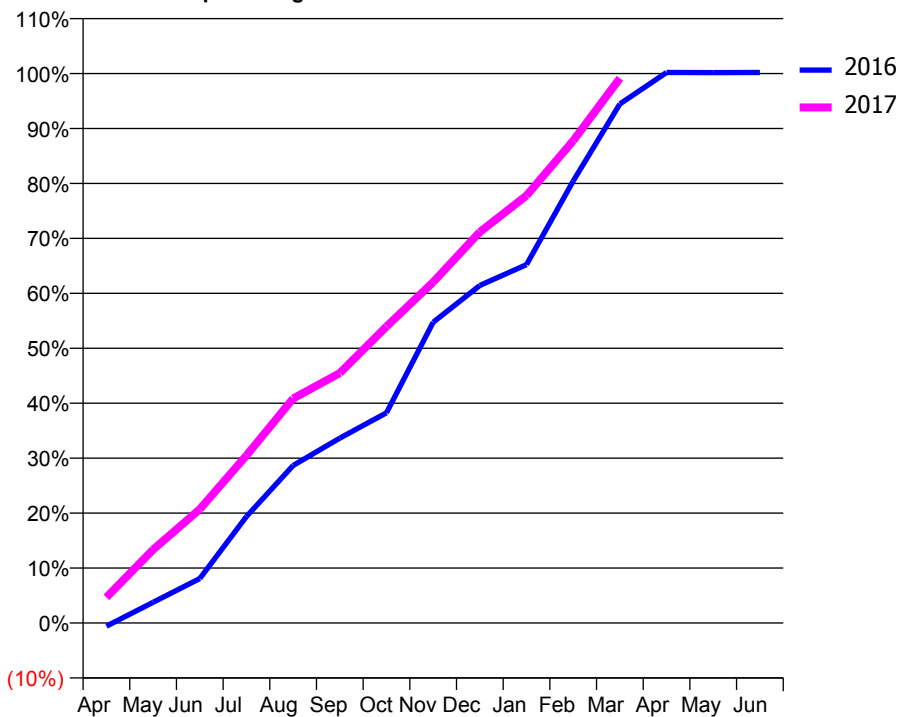
ACCESS*

Patients seen in 24 months	Total	Change since previous quarter
Quarter ending March 2016	3,936	
Quarter ending June 2016	3,997	→
Quarter ending September 2016	3,943	↓
Quarter ending December 2016	3,928	→
Quarter ending March 2017	3,970	→
Variance since March 2016	0.9%	→



ACTIVITY

Cumulative percentage of contracted UDA delivered 2016 & 2017



Month	Adjusted Scheduled Activity (UDA)	
	2016	2017
April	-68	531
May	430	1,521
June	921	2,360
July	2,209	3,473
August	3,267	4,656
September	3,833	5,181
October	4,358	6,148
November	6,235	7,067
December	7,000	8,107
January	7,430	8,861
February	9,164	10,000
March	10,762	11,294
April	11,413	
May	11,412	
June	11,413	

QUALITY

	Quantity	Base Number	Contract	AT	Region	England
% of FP17s for the same patient ID Re-attending within 3 months - Children	157	2,303	6.8%	10.5%	13.3%	12.3%
% of FP17s for the same patient ID Re-attending within 3 months - Adults	642	3,317	19.4%	15.4%	17.3%	16.7%
% of FP17s for the same patient ID Re-attending between 3 & 9 months - Children	1,298	2,303	56.4%	58.5%	58.9%	57.6%
% of FP17s for the same patient ID Re-attending between 3 & 9 months - Adults	1,422	3,317	42.9%	52.3%	52.2%	50.1%
% of FP17s for Band 1 Urgent Courses	700	5,344	13.1%	7.7%	9.2%	9.1%
% of FP17s Relating to Free Repair or Replacements	20	5,344	0.4%	1.3%	1.0%	0.8%
% of FP17s Relating to Continuations	17	5,344	0.3%	1.6%	1.4%	1.2%
% of Patients satisfied with the dentistry they have received	4	4	N/A	94.2%	93.1%	92.8%
% of Patients satisfied with the time they had to wait for an appointment	4	4	N/A	88.8%	89.5%	88.7%

* This is based on patients treated on this contract for their most recent course of treatment. Figures in italics indicate the base number of FP17s or Patient Questionnaire responses are less than 100. N/A is shown where the base number of responses is less than 10 during the period. % is calculated as Quantity/Base number*100

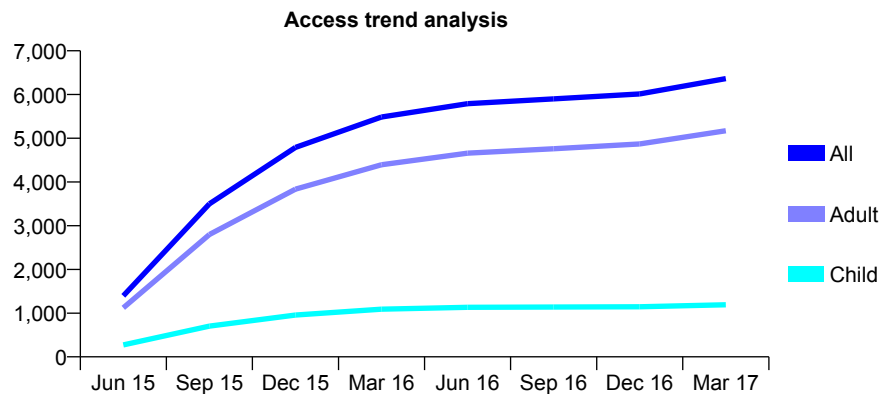
Q51 - Vital Signs At a Glance Contract Report for 128317/0001 - March 2017

Name or company name	Fern Cottage Dental Practice
Contract type name	GDS Contract
Purpose of contract	General
Contract start date	01/05/2015
Contract end date	

16/17 Contracted general activity (UDA)	20,208
Carry forward general activity (UDA)	-253
16/17 Contracted orthodontic activity (UOA)	0
Carry forward orthodontic activity (UOA)	0
Baseline contract value	£554,690.99

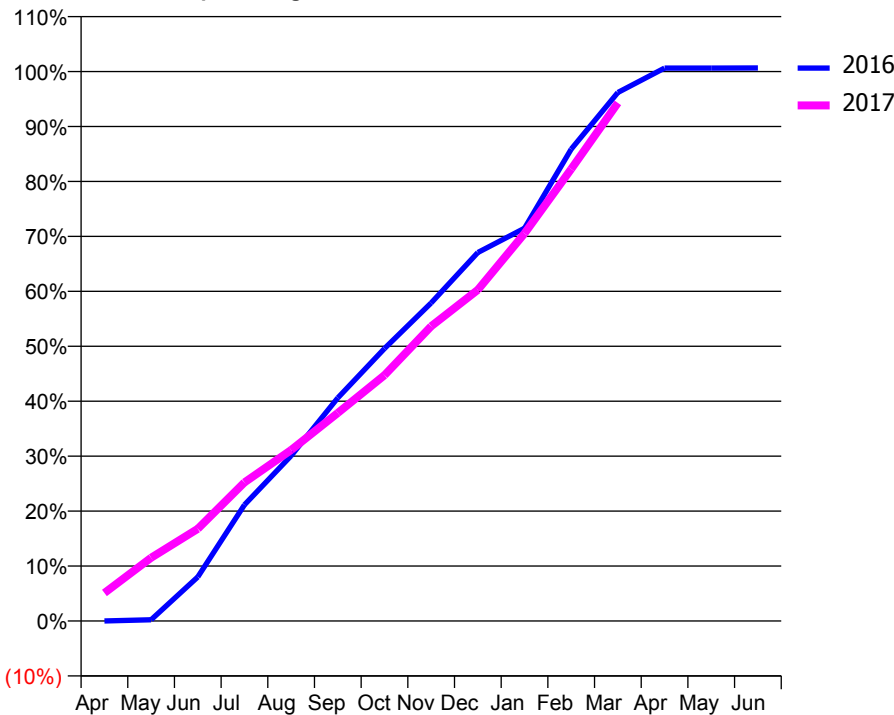
ACCESS*

Patients seen in 24 months	Total	Change since previous quarter
Quarter ending March 2016	5,485	
Quarter ending June 2016	5,790	↑
Quarter ending September 2016	5,900	→
Quarter ending December 2016	6,014	→
Quarter ending March 2017	6,363	↑
Variance since March 2016	16.0%	↑



ACTIVITY

Cumulative percentage of contracted UDA delivered 2016 & 2017



Month	Adjusted Scheduled Activity (UDA)	
	2016	2017
April	0	1,033
May	43	2,325
June	1,486	3,393
July	3,916	5,098
August	5,571	6,287
September	7,522	7,650
October	9,184	9,038
November	10,723	10,841
December	12,420	12,178
January	13,238	14,252
February	15,907	16,623
March	17,816	19,056
April	18,638	
May	18,638	
June	18,642	

QUALITY

	Quantity	Base Number	Contract	AT	Region	England
% of FP17s for the same patient ID Re-attending within 3 months - Children	125	1,828	6.8%	10.5%	13.3%	12.3%
% of FP17s for the same patient ID Re-attending within 3 months - Adults	904	7,292	12.4%	15.4%	17.3%	16.7%
% of FP17s for the same patient ID Re-attending between 3 & 9 months - Children	1,060	1,828	58.0%	58.5%	58.9%	57.6%
% of FP17s for the same patient ID Re-attending between 3 & 9 months - Adults	3,959	7,292	54.3%	52.3%	52.2%	50.1%
% of FP17s for Band 1 Urgent Courses	348	8,696	4.0%	7.7%	9.2%	9.1%
% of FP17s Relating to Free Repair or Replacements	130	8,696	1.5%	1.3%	1.0%	0.8%
% of FP17s Relating to Continuations	98	8,696	1.1%	1.6%	1.4%	1.2%
% of Patients satisfied with the dentistry they have received	14	16	87.5%	94.2%	93.1%	92.8%
% of Patients satisfied with the time they had to wait for an appointment	15	16	93.8%	88.8%	89.5%	88.7%

* This is based on patients treated on this contract for their most recent course of treatment. Figures in italics indicate the base number of FP17s or Patient Questionnaire responses are less than 100. N/A is shown where the base number of responses is less than 10 during the period. % is calculated as Quantity/Base number*100

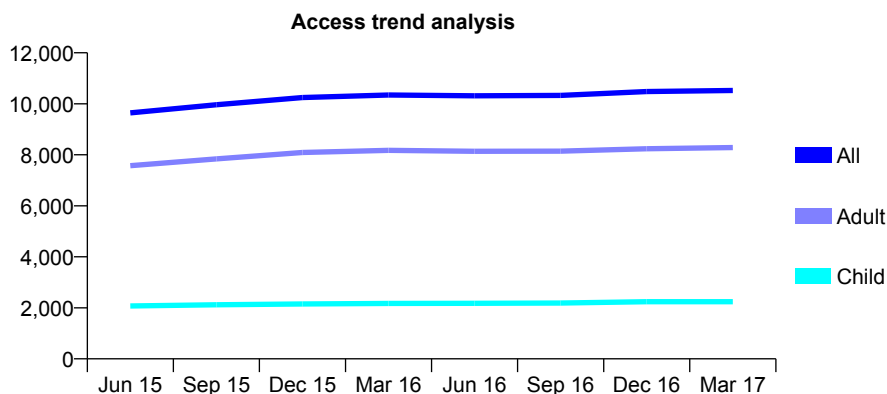
Q51 - Vital Signs At a Glance Contract Report for 129313/0001 - March 2017

Name or company name	Wilthorpe Park Dental Surgery
Contract type name	GDS Contract
Purpose of contract	General
Contract start date	01/02/2014
Contract end date	

16/17 Contracted general activity (UDA)	29,500
Carry forward general activity (UDA)	-590
16/17 Contracted orthodontic activity (UOA)	0
Carry forward orthodontic activity (UOA)	0
Baseline contract value	£831,738.37

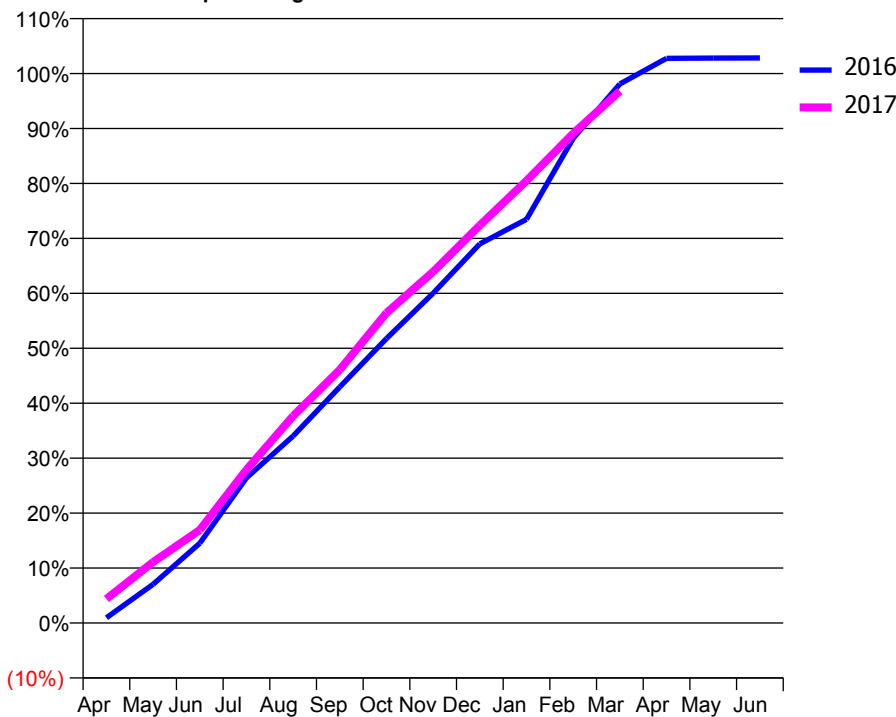
ACCESS*

Patients seen in 24 months	Total	Change since previous quarter
Quarter ending March 2016	10,346	
Quarter ending June 2016	10,315	→
Quarter ending September 2016	10,332	→
Quarter ending December 2016	10,482	→
Quarter ending March 2017	10,525	→
Variance since March 2016	1.7%	→



ACTIVITY

Cumulative percentage of contracted UDA delivered 2016 & 2017



Month	Adjusted Scheduled Activity (UDA)	
	2016	2017
April	280	1,289
May	2,078	3,273
June	4,286	4,995
July	7,794	8,232
August	10,040	11,116
September	12,674	13,601
October	15,270	16,648
November	17,706	18,857
December	20,355	21,354
January	21,677	23,741
February	26,016	26,282
March	28,940	28,556
April	30,314	
May	30,329	
June	30,332	

QUALITY

	Quantity	Base Number	Contract	AT	Region	England
% of FP17s for the same patient ID Re-attending within 3 months - Children	157	3,473	4.5%	10.5%	13.3%	12.3%
% of FP17s for the same patient ID Re-attending within 3 months - Adults	1,025	13,002	7.9%	15.4%	17.3%	16.7%
% of FP17s for the same patient ID Re-attending between 3 & 9 months - Children	2,212	3,473	63.7%	58.5%	58.9%	57.6%
% of FP17s for the same patient ID Re-attending between 3 & 9 months - Adults	8,972	13,002	69.0%	52.3%	52.2%	50.1%
% of FP17s for Band 1 Urgent Courses	330	15,207	2.2%	7.7%	9.2%	9.1%
% of FP17s Relating to Free Repair or Replacements	166	15,207	1.1%	1.3%	1.0%	0.8%
% of FP17s Relating to Continuations	83	15,207	0.5%	1.6%	1.4%	1.2%
% of Patients satisfied with the dentistry they have received	33	33	100.0%	94.2%	93.1%	92.8%
% of Patients satisfied with the time they had to wait for an appointment	31	33	93.9%	88.8%	89.5%	88.7%

* This is based on patients treated on this contract for their most recent course of treatment. Figures in italics indicate the base number of FP17s or Patient Questionnaire responses are less than 100. N/A is shown where the base number of responses is less than 10 during the period. % is calculated as Quantity/Base number*100

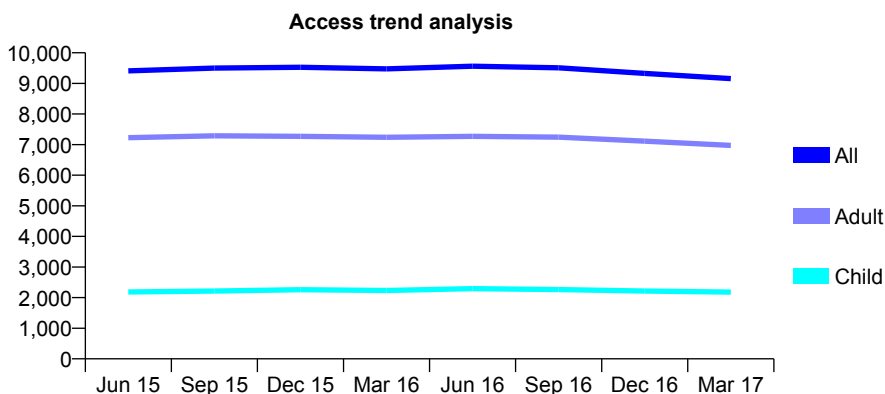
Q51 - Vital Signs At a Glance Contract Report for 129461/0001 - March 2017

Name or company name	IDH 622 Limited
Contract type name	GDS Contract
Purpose of contract	General
Contract start date	01/06/2012
Contract end date	

16/17 Contracted general activity (UDA)	27,284
Carry forward general activity (UDA)	0
16/17 Contracted orthodontic activity (UOA)	0
Carry forward orthodontic activity (UOA)	0
Baseline contract value	£756,438.32

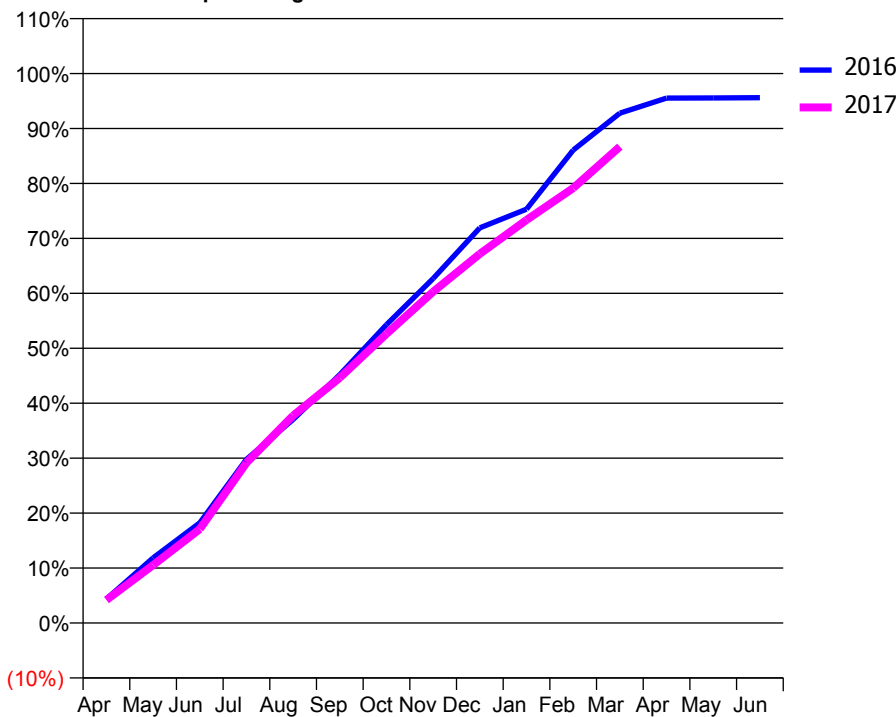
ACCESS*

Patients seen in 24 months	Total	Change since previous quarter
Quarter ending March 2016	9,475	
Quarter ending June 2016	9,562	→
Quarter ending September 2016	9,510	→
Quarter ending December 2016	9,328	↓
Quarter ending March 2017	9,157	↓
Variance since March 2016	(3.4%)	↓



ACTIVITY

Cumulative percentage of contracted UDA delivered 2016 & 2017



Month	Adjusted Scheduled Activity (UDA)	
	2016	2017
April	1,194	1,140
May	3,237	2,877
June	4,978	4,665
July	8,125	7,954
August	10,108	10,301
September	12,332	12,182
October	14,814	14,358
November	17,108	16,447
December	19,624	18,331
January	20,549	20,010
February	23,478	21,596
March	25,314	23,653
April	26,065	
May	26,069	
June	26,081	

QUALITY

	Quantity	Base Number	Contract	AT	Region	England
% of FP17s for the same patient ID Re-attending within 3 months - Children	109	2,917	3.7%	10.5%	13.3%	12.3%
% of FP17s for the same patient ID Re-attending within 3 months - Adults	675	7,956	8.5%	15.4%	17.3%	16.7%
% of FP17s for the same patient ID Re-attending between 3 & 9 months - Children	1,671	2,917	57.3%	58.5%	58.9%	57.6%
% of FP17s for the same patient ID Re-attending between 3 & 9 months - Adults	4,181	7,956	52.6%	52.3%	52.2%	50.1%
% of FP17s for Band 1 Urgent Courses	197	10,574	1.9%	7.7%	9.2%	9.1%
% of FP17s Relating to Free Repair or Replacements	58	10,574	0.5%	1.3%	1.0%	0.8%
% of FP17s Relating to Continuations	174	10,574	1.6%	1.6%	1.4%	1.2%
% of Patients satisfied with the dentistry they have received	29	31	93.5%	94.2%	93.1%	92.8%
% of Patients satisfied with the time they had to wait for an appointment	23	31	74.2%	88.8%	89.5%	88.7%

* This is based on patients treated on this contract for their most recent course of treatment. Figures in italics indicate the base number of FP17s or Patient Questionnaire responses are less than 100. N/A is shown where the base number of responses is less than 10 during the period. % is calculated as Quantity/Base number*100

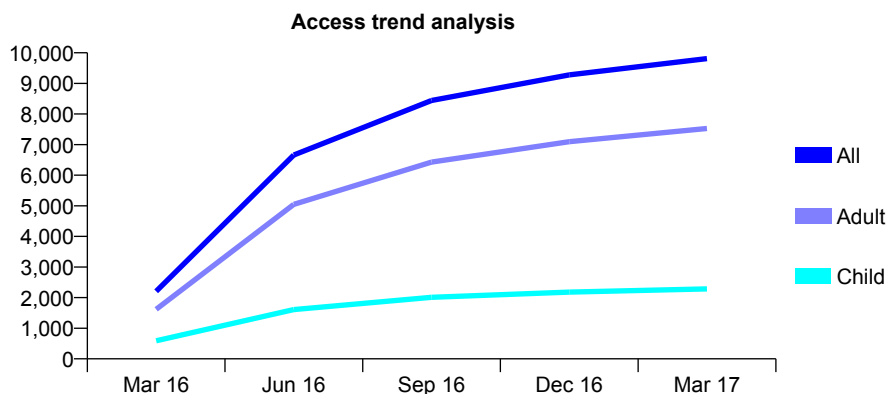
Q51 - Vital Signs At a Glance Contract Report for 129763/0001 - March 2017

Name or company name	Bramley Dental Practice
Contract type name	GDS Contract
Purpose of contract	General
Contract start date	01/01/2016
Contract end date	

16/17 Contracted general activity (UDA)	28,862
Carry forward general activity (UDA)	-577
16/17 Contracted orthodontic activity (UOA)	0
Carry forward orthodontic activity (UOA)	0
Baseline contract value	£902,341.02

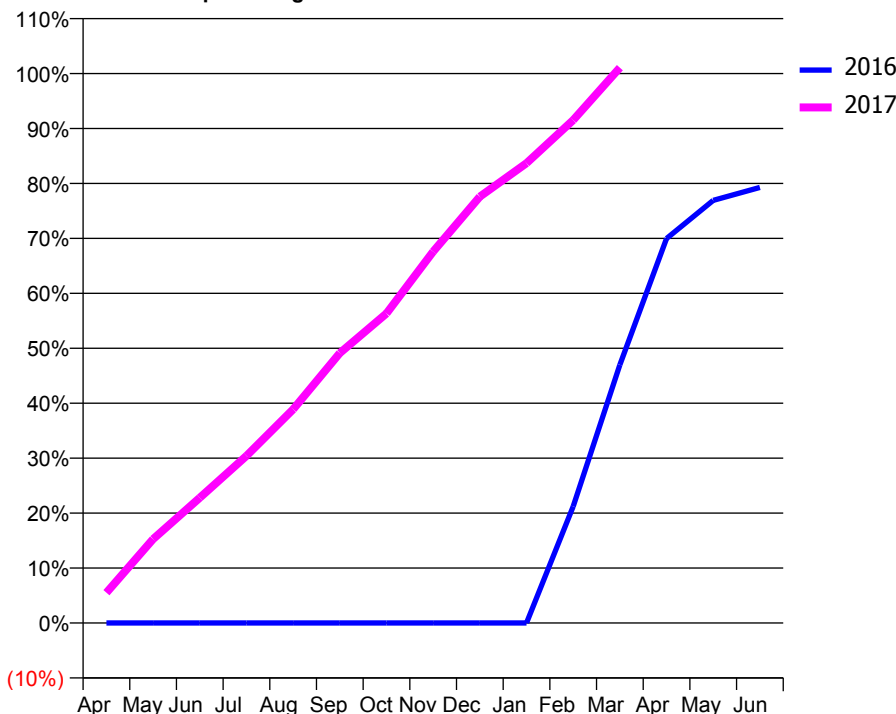
ACCESS*

Patients seen in 24 months	Total	Change since previous quarter
Quarter ending March 2016	2,208	
Quarter ending June 2016	6,660	↑
Quarter ending September 2016	8,441	↑
Quarter ending December 2016	9,278	↑
Quarter ending March 2017	9,812	↑
Variance since March 2016	344.4%	↑



ACTIVITY

Cumulative percentage of contracted UDA delivered 2016 & 2017



Month	Adjusted Scheduled Activity (UDA)	
	2016	2017
April	0	1,596
May	0	4,410
June	0	6,583
July	0	8,777
August	0	11,225
September	0	14,177
October	0	16,259
November	0	19,509
December	0	22,392
January	0	24,152
February	1,531	26,414
March	3,390	29,167
April	5,048	
May	5,549	
June	5,718	

QUALITY

	Quantity	Base Number	Contract	AT	Region	England
% of FP17s for the same patient ID Re-attending within 3 months - Children	227	4,115	5.5%	10.5%	13.3%	12.3%
% of FP17s for the same patient ID Re-attending within 3 months - Adults	1,113	13,090	8.5%	15.4%	17.3%	16.7%
% of FP17s for the same patient ID Re-attending between 3 & 9 months - Children	1,761	4,115	42.8%	58.5%	58.9%	57.6%
% of FP17s for the same patient ID Re-attending between 3 & 9 months - Adults	5,286	13,090	40.4%	52.3%	52.2%	50.1%
% of FP17s for Band 1 Urgent Courses	624	15,558	4.0%	7.7%	9.2%	9.1%
% of FP17s Relating to Free Repair or Replacements	107	15,558	0.7%	1.3%	1.0%	0.8%
% of FP17s Relating to Continuations	51	15,558	0.3%	1.6%	1.4%	1.2%
% of Patients satisfied with the dentistry they have received	15	16	93.8%	94.2%	93.1%	92.8%
% of Patients satisfied with the time they had to wait for an appointment	14	16	87.5%	88.8%	89.5%	88.7%

* This is based on patients treated on this contract for their most recent course of treatment. Figures in italics indicate the base number of FP17s or Patient Questionnaire responses are less than 100. N/A is shown where the base number of responses is less than 10 during the period. % is calculated as Quantity/Base number*100

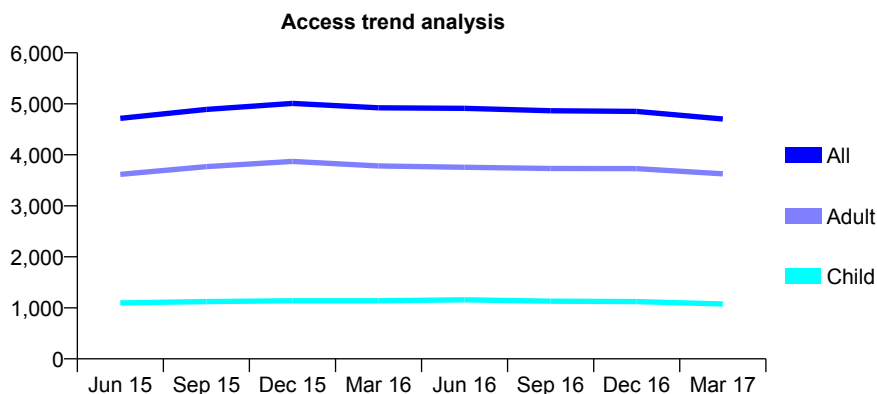
Q51 - Vital Signs At a Glance Contract Report for 131385/0001 - March 2017

Name or company name	HSN Dental Care Ltd
Contract type name	GDS Contract
Purpose of contract	General
Contract start date	01/12/2013
Contract end date	

16/17 Contracted general activity (UDA)	13,641
Carry forward general activity (UDA)	-17
16/17 Contracted orthodontic activity (UOA)	0
Carry forward orthodontic activity (UOA)	0
Baseline contract value	£403,092.43

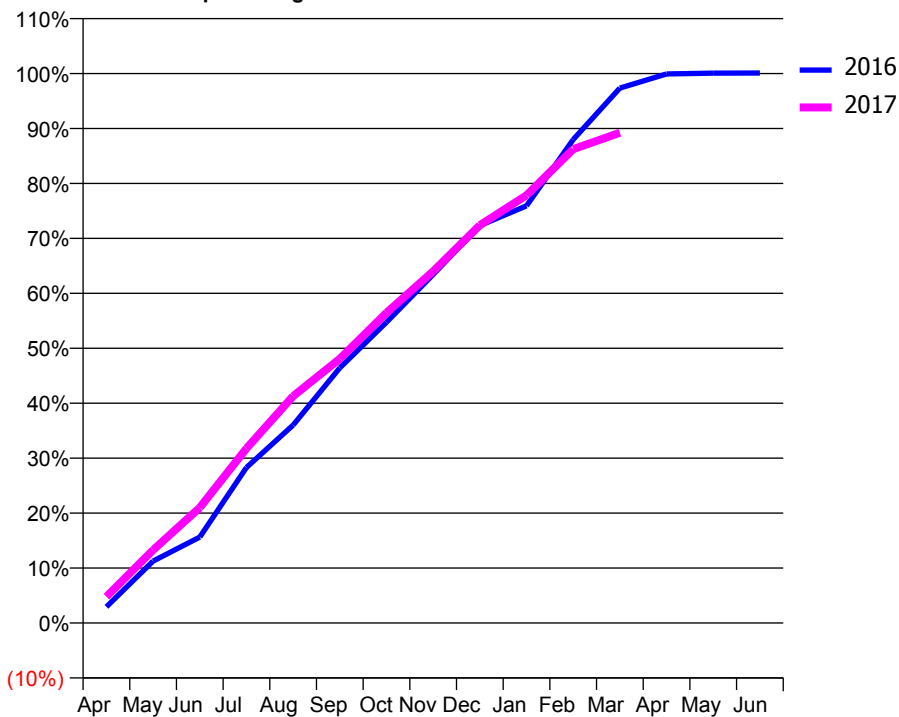
ACCESS*

Patients seen in 24 months	Total	Change since previous quarter
Quarter ending March 2016	4,922	
Quarter ending June 2016	4,911	→
Quarter ending September 2016	4,864	→
Quarter ending December 2016	4,852	→
Quarter ending March 2017	4,702	↓
Variance since March 2016	(4.5%)	↓



ACTIVITY

Cumulative percentage of contracted UDA delivered 2016 & 2017



Month	Adjusted Scheduled Activity (UDA)	
	2016	2017
April	402	654
May	1,536	1,814
June	2,133	2,866
July	3,861	4,334
August	4,915	5,633
September	6,335	6,558
October	7,468	7,700
November	8,652	8,732
December	9,866	9,877
January	10,356	10,617
February	12,002	11,762
March	13,280	12,169
April	13,630	
May	13,651	
June	13,653	

QUALITY

	Quantity	Base Number	Contract	AT	Region	England
% of FP17s for the same patient ID Re-attending within 3 months - Children	139	1,441	9.6%	10.5%	13.3%	12.3%
% of FP17s for the same patient ID Re-attending within 3 months - Adults	917	4,676	19.6%	15.4%	17.3%	16.7%
% of FP17s for the same patient ID Re-attending between 3 & 9 months - Children	740	1,441	51.4%	58.5%	58.9%	57.6%
% of FP17s for the same patient ID Re-attending between 3 & 9 months - Adults	2,255	4,676	48.2%	52.3%	52.2%	50.1%
% of FP17s for Band 1 Urgent Courses	535	5,903	9.1%	7.7%	9.2%	9.1%
% of FP17s Relating to Free Repair or Replacements	68	5,903	1.2%	1.3%	1.0%	0.8%
% of FP17s Relating to Continuations	187	5,903	3.2%	1.6%	1.4%	1.2%
% of Patients satisfied with the dentistry they have received	10	11	90.9%	94.2%	93.1%	92.8%
% of Patients satisfied with the time they had to wait for an appointment	11	11	100.0%	88.8%	89.5%	88.7%

* This is based on patients treated on this contract for their most recent course of treatment. Figures in italics indicate the base number of FP17s or Patient Questionnaire responses are less than 100. N/A is shown where the base number of responses is less than 10 during the period. % is calculated as Quantity/Base number*100

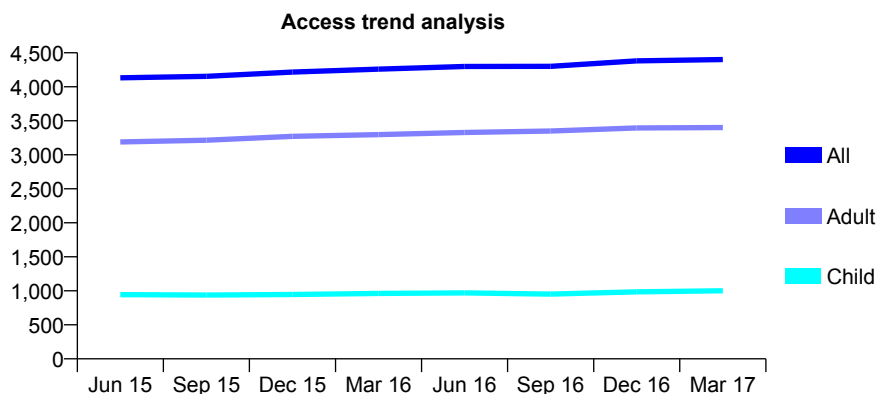
Q51 - Vital Signs At a Glance Contract Report for 131598/0001 - March 2017

Name or company name	Nostell Place Ltd
Contract type name	GDS Contract
Purpose of contract	General
Contract start date	01/12/2010
Contract end date	

16/17 Contracted general activity (UDA)	13,184
Carry forward general activity (UDA)	-264
16/17 Contracted orthodontic activity (UOA)	0
Carry forward orthodontic activity (UOA)	0
Baseline contract value	£373,147.04

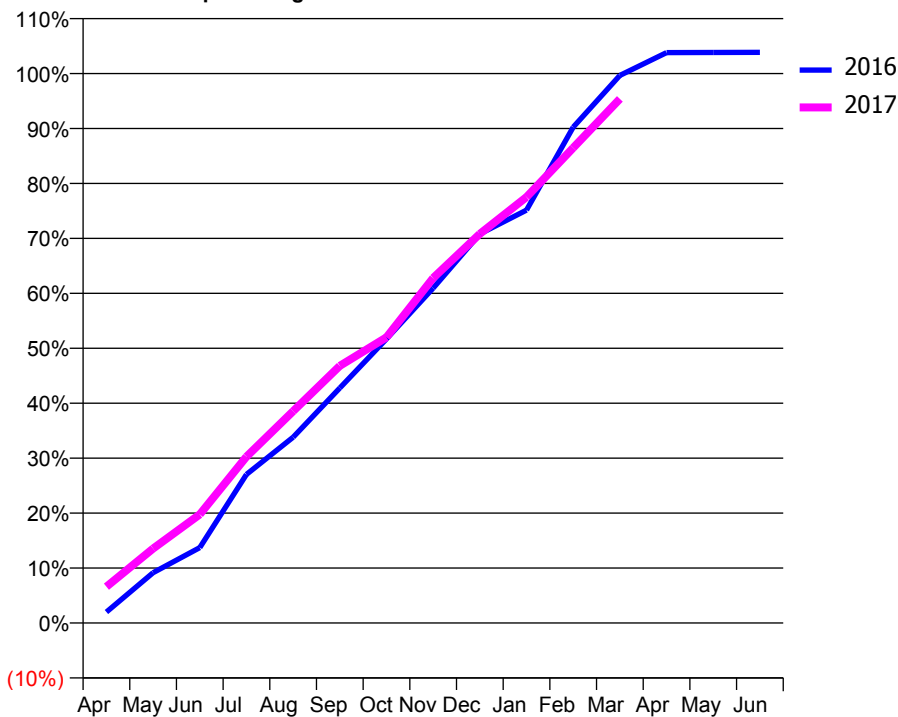
ACCESS*

Patients seen in 24 months	Total	Change since previous quarter
Quarter ending March 2016	4,259	
Quarter ending June 2016	4,299	→
Quarter ending September 2016	4,301	→
Quarter ending December 2016	4,382	→
Quarter ending March 2017	4,401	→
Variance since March 2016	3.3%	↑



ACTIVITY

Cumulative percentage of contracted UDA delivered 2016 & 2017



Month	Adjusted Scheduled Activity (UDA)	
	2016	2017
April	263	871
May	1,209	1,787
June	1,811	2,607
July	3,566	3,991
August	4,459	5,081
September	5,640	6,171
October	6,815	6,856
November	8,035	8,277
December	9,335	9,339
January	9,908	10,221
February	11,897	11,400
March	13,140	12,574
April	13,685	
May	13,689	
June	13,692	

QUALITY

	Quantity	Base Number	Contract	AT	Region	England
% of FP17s for the same patient ID Re-attending within 3 months - Children	153	1,689	9.1%	10.5%	13.3%	12.3%
% of FP17s for the same patient ID Re-attending within 3 months - Adults	861	4,766	18.1%	15.4%	17.3%	16.7%
% of FP17s for the same patient ID Re-attending between 3 & 9 months - Children	1,082	1,689	64.1%	58.5%	58.9%	57.6%
% of FP17s for the same patient ID Re-attending between 3 & 9 months - Adults	2,156	4,766	45.2%	52.3%	52.2%	50.1%
% of FP17s for Band 1 Urgent Courses	579	6,186	9.4%	7.7%	9.2%	9.1%
% of FP17s Relating to Free Repair or Replacements	116	6,186	1.9%	1.3%	1.0%	0.8%
% of FP17s Relating to Continuations	122	6,186	2.0%	1.6%	1.4%	1.2%
% of Patients satisfied with the dentistry they have received	15	15	100.0%	94.2%	93.1%	92.8%
% of Patients satisfied with the time they had to wait for an appointment	14	15	93.3%	88.8%	89.5%	88.7%

* This is based on patients treated on this contract for their most recent course of treatment. Figures in italics indicate the base number of FP17s or Patient Questionnaire responses are less than 100. N/A is shown where the base number of responses is less than 10 during the period. % is calculated as Quantity/Base number*100

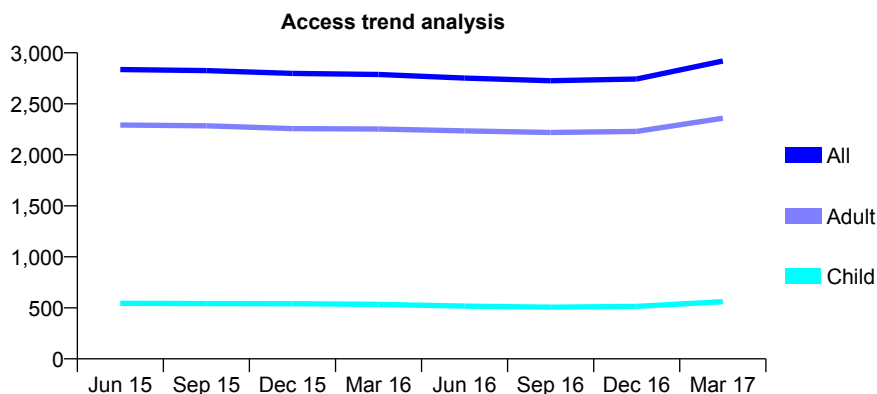
Q51 - Vital Signs At a Glance Contract Report for 132160/0001 - March 2017

Name or company name	L W T Dental Care
Contract type name	GDS Contract
Purpose of contract	General
Contract start date	01/04/2006
Contract end date	

16/17 Contracted general activity (UDA)	8,410
Carry forward general activity (UDA)	27
16/17 Contracted orthodontic activity (UOA)	0
Carry forward orthodontic activity (UOA)	0
Baseline contract value	£185,816.17

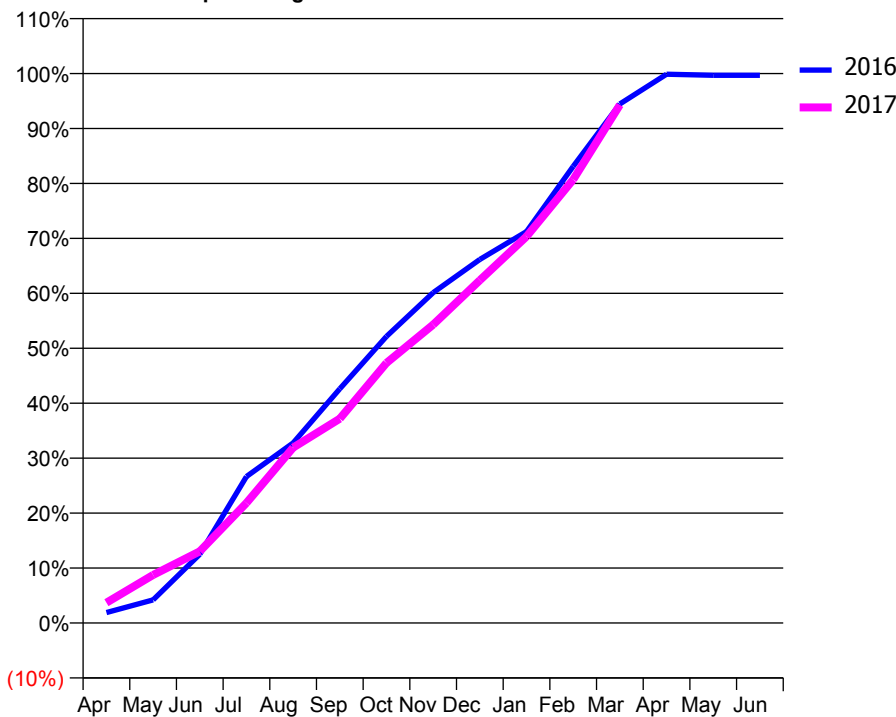
ACCESS*

Patients seen in 24 months	Total	Change since previous quarter
Quarter ending March 2016	2,787	
Quarter ending June 2016	2,752	↓
Quarter ending September 2016	2,726	→
Quarter ending December 2016	2,743	→
Quarter ending March 2017	2,919	↑
Variance since March 2016	4.7%	↑



ACTIVITY

Cumulative percentage of contracted UDA delivered 2016 & 2017



Month	Adjusted Scheduled Activity (UDA)	
	2016	2017
April	161	311
May	355	735
June	1,052	1,097
July	2,241	1,837
August	2,755	2,685
September	3,585	3,128
October	4,386	3,980
November	5,056	4,567
December	5,564	5,246
January	5,991	5,916
February	6,989	6,787
March	7,945	7,929
April	8,398	
May	8,383	
June	8,383	

QUALITY

	Quantity	Base Number	Contract	AT	Region	England
% of FP17s for the same patient ID Re-attending within 3 months - Children	50	869	5.8%	10.5%	13.3%	12.3%
% of FP17s for the same patient ID Re-attending within 3 months - Adults	470	3,864	12.2%	15.4%	17.3%	16.7%
% of FP17s for the same patient ID Re-attending between 3 & 9 months - Children	565	869	65.0%	58.5%	58.9%	57.6%
% of FP17s for the same patient ID Re-attending between 3 & 9 months - Adults	2,476	3,864	64.1%	52.3%	52.2%	50.1%
% of FP17s for Band 1 Urgent Courses	232	4,497	5.2%	7.7%	9.2%	9.1%
% of FP17s Relating to Free Repair or Replacements	27	4,497	0.6%	1.3%	1.0%	0.8%
% of FP17s Relating to Continuations	40	4,497	0.9%	1.6%	1.4%	1.2%
% of Patients satisfied with the dentistry they have received	16	17	94.1%	94.2%	93.1%	92.8%
% of Patients satisfied with the time they had to wait for an appointment	16	17	94.1%	88.8%	89.5%	88.7%

* This is based on patients treated on this contract for their most recent course of treatment. Figures in italics indicate the base number of FP17s or Patient Questionnaire responses are less than 100. N/A is shown where the base number of responses is less than 10 during the period. % is calculated as Quantity/Base number*100

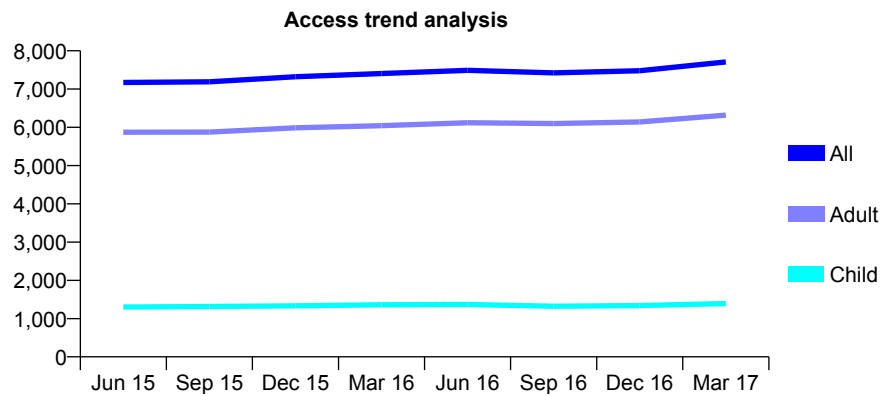
Q51 - Vital Signs At a Glance Contract Report for 132160/0002 - March 2017

Name or company name	L W T Dental Care
Contract type name	GDS Contract
Purpose of contract	General
Contract start date	01/04/2006
Contract end date	

16/17 Contracted general activity (UDA)	24,405
Carry forward general activity (UDA)	0
16/17 Contracted orthodontic activity (UOA)	0
Carry forward orthodontic activity (UOA)	0
Baseline contract value	£557,893.40

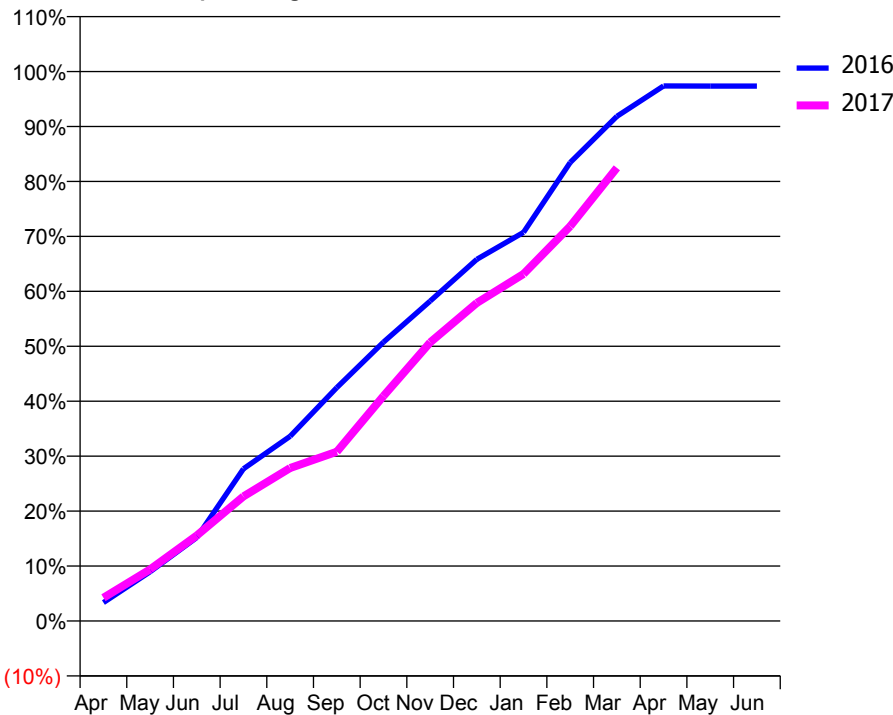
ACCESS*

Patients seen in 24 months	Total	Change since previous quarter
Quarter ending March 2016	7,405	
Quarter ending June 2016	7,490	→
Quarter ending September 2016	7,424	→
Quarter ending December 2016	7,478	→
Quarter ending March 2017	7,709	↑
Variance since March 2016	4.1%	↑



ACTIVITY

Cumulative percentage of contracted UDA delivered 2016 & 2017



Month	Adjusted Scheduled Activity (UDA)	
	2016	2017
April	822	1,031
May	2,186	2,294
June	3,709	3,801
July	6,761	5,532
August	8,205	6,793
September	10,366	7,518
October	12,388	9,996
November	14,212	12,376
December	16,064	14,130
January	17,263	15,411
February	20,362	17,533
March	22,415	20,125
April	23,761	
May	23,760	
June	23,760	

QUALITY

	Quantity	Base Number	Contract	AT	Region	England
% of FP17s for the same patient ID Re-attending within 3 months - Children	93	2,306	4.0%	10.5%	13.3%	12.3%
% of FP17s for the same patient ID Re-attending within 3 months - Adults	1,301	10,067	12.9%	15.4%	17.3%	16.7%
% of FP17s for the same patient ID Re-attending between 3 & 9 months - Children	1,610	2,306	69.8%	58.5%	58.9%	57.6%
% of FP17s for the same patient ID Re-attending between 3 & 9 months - Adults	5,976	10,067	59.4%	52.3%	52.2%	50.1%
% of FP17s for Band 1 Urgent Courses	747	10,952	6.8%	7.7%	9.2%	9.1%
% of FP17s Relating to Free Repair or Replacements	119	10,952	1.1%	1.3%	1.0%	0.8%
% of FP17s Relating to Continuations	110	10,952	1.0%	1.6%	1.4%	1.2%
% of Patients satisfied with the dentistry they have received	45	48	93.8%	94.2%	93.1%	92.8%
% of Patients satisfied with the time they had to wait for an appointment	44	48	91.7%	88.8%	89.5%	88.7%

* This is based on patients treated on this contract for their most recent course of treatment. Figures in italics indicate the base number of FP17s or Patient Questionnaire responses are less than 100. N/A is shown where the base number of responses is less than 10 during the period. % is calculated as Quantity/Base number*100

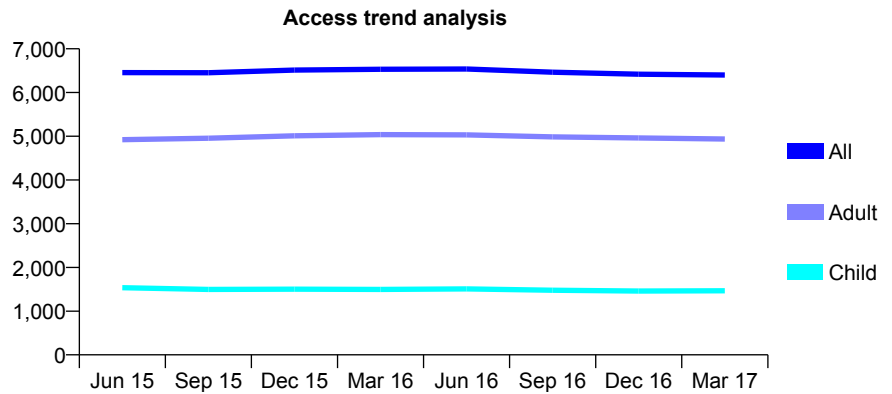
Q51 - Vital Signs At a Glance Contract Report for 132489/0001 - March 2017

Name or company name	Hillcrest Ionian
Contract type name	GDS Contract
Purpose of contract	General
Contract start date	26/04/2010
Contract end date	

16/17 Contracted general activity (UDA)	20,369
Carry forward general activity (UDA)	0
16/17 Contracted orthodontic activity (UOA)	0
Carry forward orthodontic activity (UOA)	0
Baseline contract value	£607,512.19

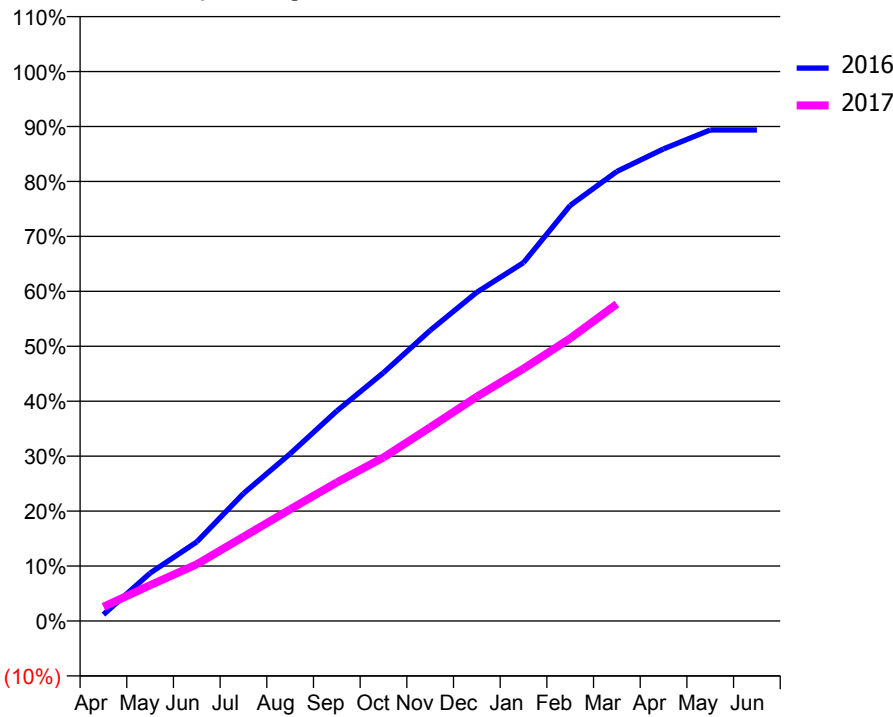
ACCESS*

Patients seen in 24 months	Total	Change since previous quarter
Quarter ending March 2016	6,531	
Quarter ending June 2016	6,538	→
Quarter ending September 2016	6,465	↓
Quarter ending December 2016	6,418	→
Quarter ending March 2017	6,402	→
Variance since March 2016	(2.0%)	↓



ACTIVITY

Cumulative percentage of contracted UDA delivered 2016 & 2017



Month	Adjusted Scheduled Activity (UDA)	
	2016	2017
April	200	527
May	1,480	1,326
June	2,444	2,105
July	3,938	3,122
August	5,166	4,142
September	6,487	5,137
October	7,670	6,063
November	8,976	7,182
December	10,153	8,318
January	11,068	9,353
February	12,834	10,475
March	13,884	11,751
April	14,581	
May	15,165	
June	15,165	

QUALITY

	Quantity	Base Number	Contract	AT	Region	England
% of FP17s for the same patient ID Re-attending within 3 months - Children	55	1,746	3.2%	10.5%	13.3%	12.3%
% of FP17s for the same patient ID Re-attending within 3 months - Adults	418	5,126	8.2%	15.4%	17.3%	16.7%
% of FP17s for the same patient ID Re-attending between 3 & 9 months - Children	863	1,746	49.4%	58.5%	58.9%	57.6%
% of FP17s for the same patient ID Re-attending between 3 & 9 months - Adults	1,637	5,126	31.9%	52.3%	52.2%	50.1%
% of FP17s for Band 1 Urgent Courses	292	5,664	5.2%	7.7%	9.2%	9.1%
% of FP17s Relating to Free Repair or Replacements	44	5,664	0.8%	1.3%	1.0%	0.8%
% of FP17s Relating to Continuations	72	5,664	1.3%	1.6%	1.4%	1.2%
% of Patients satisfied with the dentistry they have received	18	21	85.7%	94.2%	93.1%	92.8%
% of Patients satisfied with the time they had to wait for an appointment	17	21	81.0%	88.8%	89.5%	88.7%

* This is based on patients treated on this contract for their most recent course of treatment. Figures in italics indicate the base number of FP17s or Patient Questionnaire responses are less than 100. N/A is shown where the base number of responses is less than 10 during the period. % is calculated as Quantity/Base number*100

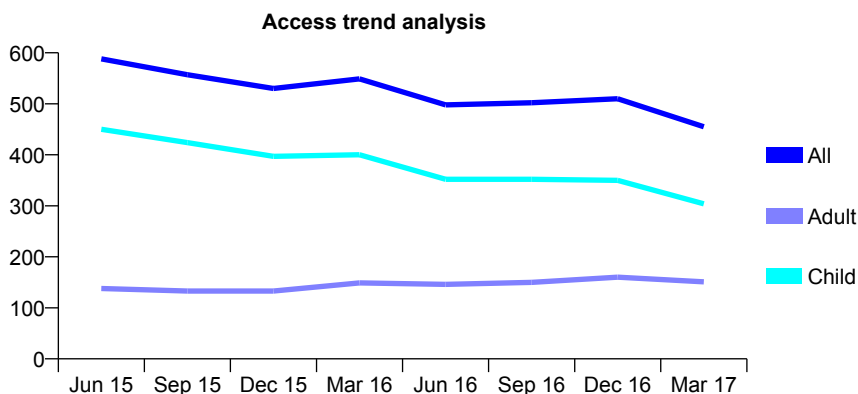
Q51 - Vital Signs At a Glance Contract Report for 133361/0001 - March 2017

Name or company name	D The D Limited
Contract type name	GDS Contract
Purpose of contract	General
Contract start date	01/06/2007
Contract end date	

16/17 Contracted general activity (UDA)	1,286
Carry forward general activity (UDA)	0
16/17 Contracted orthodontic activity (UOA)	0
Carry forward orthodontic activity (UOA)	0
Baseline contract value	£31,269.13

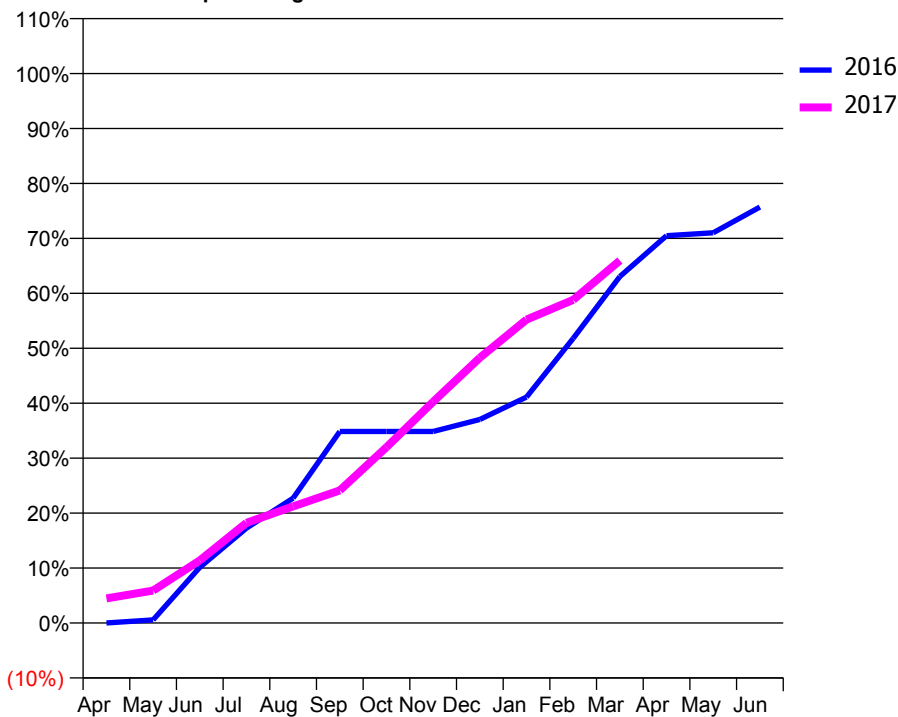
ACCESS*

Patients seen in 24 months	Total	Change since previous quarter
Quarter ending March 2016	549	
Quarter ending June 2016	498	↓
Quarter ending September 2016	502	→
Quarter ending December 2016	510	→
Quarter ending March 2017	455	↓
Variance since March 2016	(17.1%)	↓



ACTIVITY

Cumulative percentage of contracted UDA delivered 2016 & 2017



Adjusted Scheduled Activity (UDA)

Month	2016	2017
April	0	58
May	7	76
June	130	147
July	222	235
August	292	273
September	448	310
October	448	412
November	448	518
December	476	621
January	529	710
February	666	756
March	811	848
April	906	
May	913	
June	973	

QUALITY

	Quantity	Base Number	Contract	AT	Region	England
% of FP17s for the same patient ID Re-attending within 3 months - Children	30	385	7.8%	10.5%	13.3%	12.3%
% of FP17s for the same patient ID Re-attending within 3 months - Adults	12	102	11.8%	15.4%	17.3%	16.7%
% of FP17s for the same patient ID Re-attending between 3 & 9 months - Children	129	385	33.5%	58.5%	58.9%	57.6%
% of FP17s for the same patient ID Re-attending between 3 & 9 months - Adults	26	102	25.5%	52.3%	52.2%	50.1%
% of FP17s for Band 1 Urgent Courses	17	423	4.0%	7.7%	9.2%	9.1%
% of FP17s Relating to Free Repair or Replacements	0	423	0.0%	1.3%	1.0%	0.8%
% of FP17s Relating to Continuations	4	423	0.9%	1.6%	1.4%	1.2%
% of Patients satisfied with the dentistry they have received	0	0	N/A	94.2%	93.1%	92.8%
% of Patients satisfied with the time they had to wait for an appointment	0	0	N/A	88.8%	89.5%	88.7%

* This is based on patients treated on this contract for their most recent course of treatment. Figures in italics indicate the base number of FP17s or Patient Questionnaire responses are less than 100. N/A is shown where the base number of responses is less than 10 during the period. % is calculated as Quantity/Base number*100

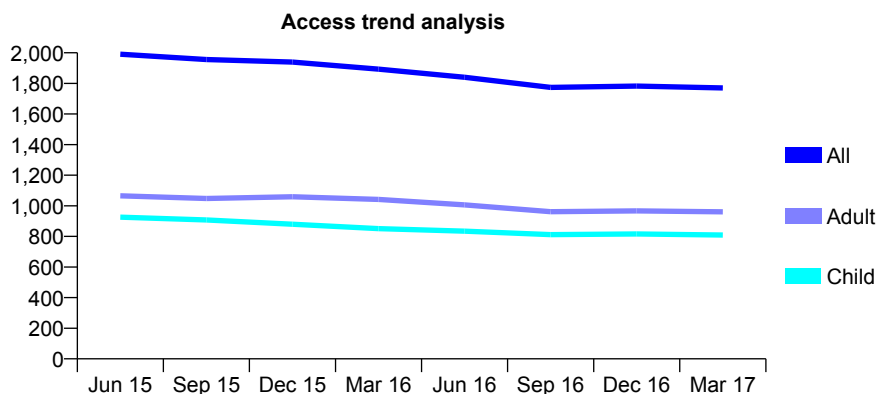
Q51 - Vital Signs At a Glance Contract Report for 133701/0001 - March 2017

Name or company name	The Dental House
Contract type name	GDS Contract
Purpose of contract	General
Contract start date	01/12/2011
Contract end date	

16/17 Contracted general activity (UDA)	6,250
Carry forward general activity (UDA)	0
16/17 Contracted orthodontic activity (UOA)	0
Carry forward orthodontic activity (UOA)	0
Baseline contract value	£161,937.50

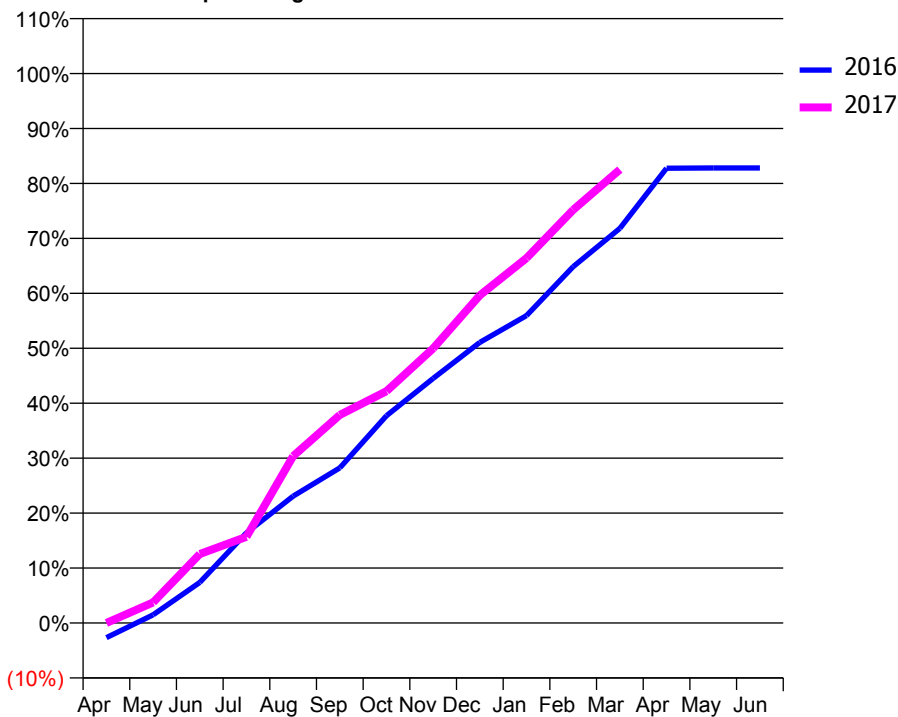
ACCESS*

Patients seen in 24 months	Total	Change since previous quarter
Quarter ending March 2016	1,893	
Quarter ending June 2016	1,840	↓
Quarter ending September 2016	1,774	↓
Quarter ending December 2016	1,783	→
Quarter ending March 2017	1,770	→
Variance since March 2016	(6.5%)	↓



ACTIVITY

Cumulative percentage of contracted UDA delivered 2016 & 2017



Month	Adjusted Scheduled Activity (UDA)	
	2016	2017
April	-174	0
May	96	234
June	480	785
July	1,067	980
August	1,502	1,899
September	1,835	2,366
October	2,452	2,637
November	2,893	3,123
December	3,319	3,728
January	3,636	4,150
February	4,215	4,700
March	4,668	5,157
April	5,379	
May	5,382	
June	5,382	

QUALITY

	Quantity	Base Number	Contract	AT	Region	England
% of FP17s for the same patient ID Re-attending within 3 months - Children	107	1,321	8.1%	10.5%	13.3%	12.3%
% of FP17s for the same patient ID Re-attending within 3 months - Adults	303	1,230	24.6%	15.4%	17.3%	16.7%
% of FP17s for the same patient ID Re-attending between 3 & 9 months - Children	849	1,321	64.3%	58.5%	58.9%	57.6%
% of FP17s for the same patient ID Re-attending between 3 & 9 months - Adults	601	1,230	48.9%	52.3%	52.2%	50.1%
% of FP17s for Band 1 Urgent Courses	210	2,278	9.2%	7.7%	9.2%	9.1%
% of FP17s Relating to Free Repair or Replacements	17	2,278	0.7%	1.3%	1.0%	0.8%
% of FP17s Relating to Continuations	1	2,278	0.0%	1.6%	1.4%	1.2%
% of Patients satisfied with the dentistry they have received	0	0	N/A	94.2%	93.1%	92.8%
% of Patients satisfied with the time they had to wait for an appointment	0	0	N/A	88.8%	89.5%	88.7%

* This is based on patients treated on this contract for their most recent course of treatment. Figures in italics indicate the base number of FP17s or Patient Questionnaire responses are less than 100. N/A is shown where the base number of responses is less than 10 during the period. % is calculated as Quantity/Base number*100

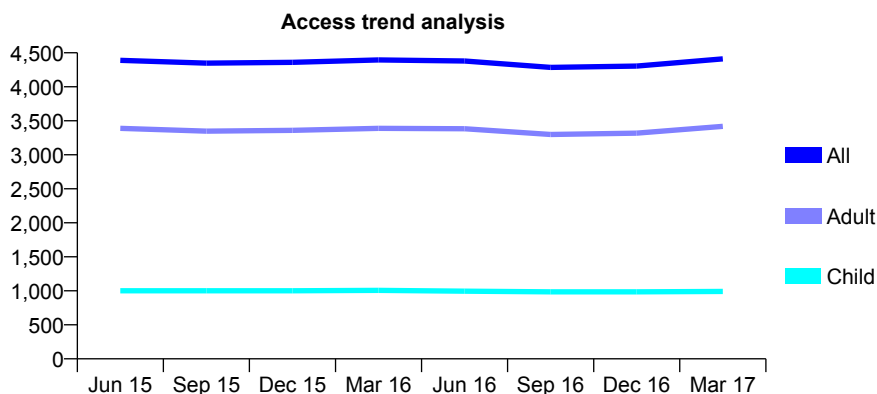
Q51 - Vital Signs At a Glance Contract Report for 134651/0001 - March 2017

Name or company name	DENTECARE (BARNSLEY) LIMITED
Contract type name	GDS Contract
Purpose of contract	General
Contract start date	01/04/2011
Contract end date	

16/17 Contracted general activity (UDA)	15,316
Carry forward general activity (UDA)	0
16/17 Contracted orthodontic activity (UOA)	0
Carry forward orthodontic activity (UOA)	0
Baseline contract value	£431,613.20

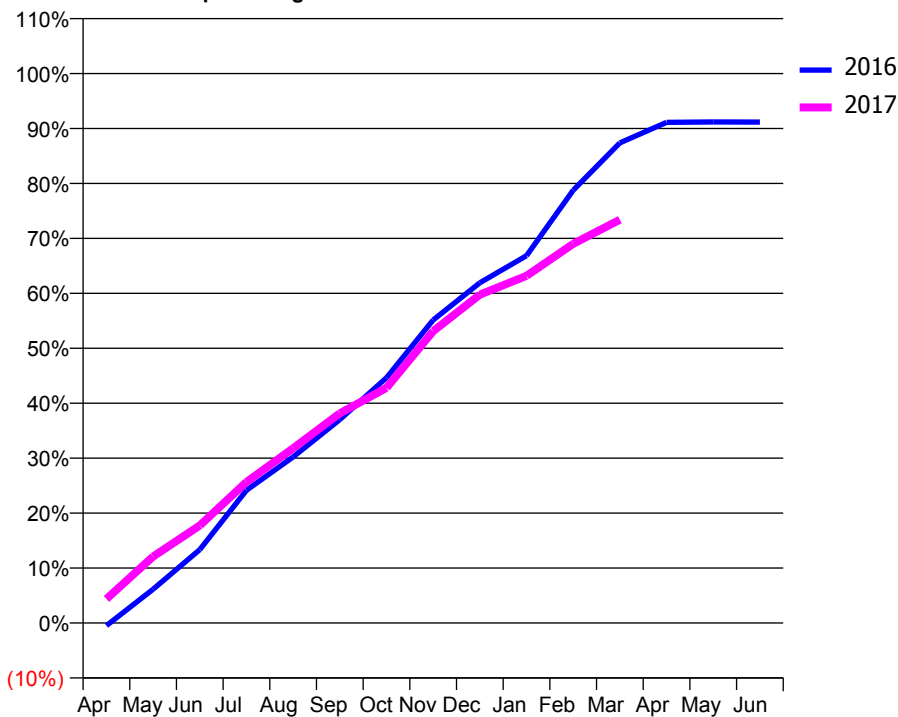
ACCESS*

Patients seen in 24 months	Total	Change since previous quarter
Quarter ending March 2016	4,396	
Quarter ending June 2016	4,379	→
Quarter ending September 2016	4,285	↓
Quarter ending December 2016	4,304	→
Quarter ending March 2017	4,411	↑
Variance since March 2016	0.3%	→



ACTIVITY

Cumulative percentage of contracted UDA delivered 2016 & 2017



Month	Adjusted Scheduled Activity (UDA)	
	2016	2017
April	-78	669
May	940	1,851
June	2,046	2,720
July	3,701	3,930
August	4,631	4,871
September	5,669	5,844
October	6,835	6,556
November	8,448	8,135
December	9,482	9,153
January	10,238	9,678
February	12,061	10,567
March	13,383	11,240
April	13,954	
May	13,964	
June	13,961	

QUALITY

	Quantity	Base Number	Contract	AT	Region	England
% of FP17s for the same patient ID Re-attending within 3 months - Children	93	1,168	8.0%	10.5%	13.3%	12.3%
% of FP17s for the same patient ID Re-attending within 3 months - Adults	638	4,124	15.5%	15.4%	17.3%	16.7%
% of FP17s for the same patient ID Re-attending between 3 & 9 months - Children	716	1,168	61.3%	58.5%	58.9%	57.6%
% of FP17s for the same patient ID Re-attending between 3 & 9 months - Adults	2,288	4,124	55.5%	52.3%	52.2%	50.1%
% of FP17s for Band 1 Urgent Courses	494	5,029	9.8%	7.7%	9.2%	9.1%
% of FP17s Relating to Free Repair or Replacements	42	5,029	0.8%	1.3%	1.0%	0.8%
% of FP17s Relating to Continuations	12	5,029	0.2%	1.6%	1.4%	1.2%
% of Patients satisfied with the dentistry they have received	7	7	N/A	94.2%	93.1%	92.8%
% of Patients satisfied with the time they had to wait for an appointment	6	7	N/A	88.8%	89.5%	88.7%

* This is based on patients treated on this contract for their most recent course of treatment. Figures in italics indicate the base number of FP17s or Patient Questionnaire responses are less than 100. N/A is shown where the base number of responses is less than 10 during the period. % is calculated as Quantity/Base number*100

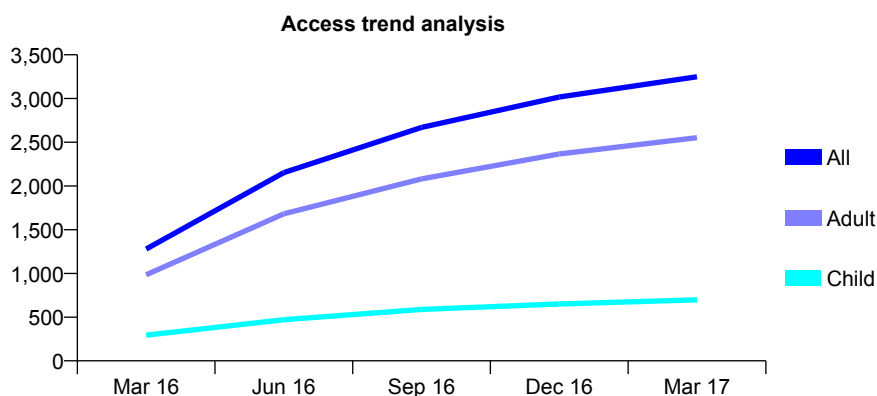
Q51 - Vital Signs At a Glance Contract Report for 138029/0001 - March 2017

Name or company name	Thurcroft Dental Practice
Contract type name	GDS Contract
Purpose of contract	General
Contract start date	01/01/2016
Contract end date	

16/17 Contracted general activity (UDA)	9,388
Carry forward general activity (UDA)	-49
16/17 Contracted orthodontic activity (UOA)	0
Carry forward orthodontic activity (UOA)	0
Baseline contract value	£297,376.12

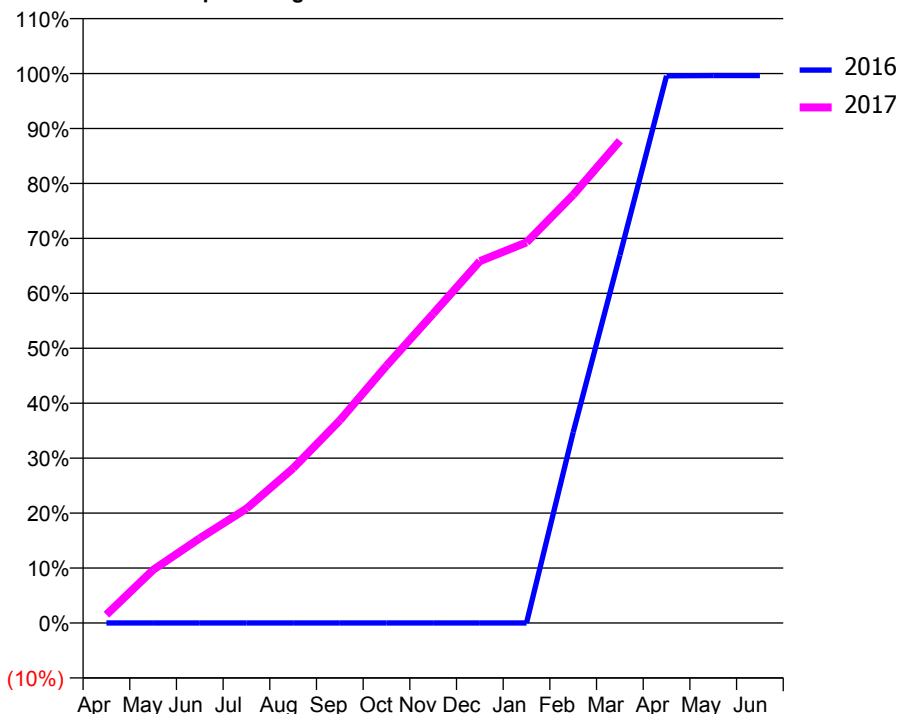
ACCESS*

Patients seen in 24 months	Total	Change since previous quarter
Quarter ending March 2016	1,279	
Quarter ending June 2016	2,153	↑
Quarter ending September 2016	2,669	↑
Quarter ending December 2016	3,017	↑
Quarter ending March 2017	3,249	↑
Variance since March 2016	154.0%	↑



ACTIVITY

Cumulative percentage of contracted UDA delivered 2016 & 2017



Adjusted Scheduled Activity (UDA)

Month	2016	2017
April	0	142
May	0	908
June	0	1,448
July	0	1,953
August	0	2,645
September	0	3,462
October	0	4,395
November	0	5,284
December	0	6,182
January	0	6,504
February	815	7,315
March	1,571	8,238
April	2,337	
May	2,338	
June	2,338	

QUALITY

	Quantity	Base Number	Contract	AT	Region	England
% of FP17s for the same patient ID Re-attending within 3 months - Children	57	1,053	5.4%	10.5%	13.3%	12.3%
% of FP17s for the same patient ID Re-attending within 3 months - Adults	399	3,839	10.4%	15.4%	17.3%	16.7%
% of FP17s for the same patient ID Re-attending between 3 & 9 months - Children	392	1,053	37.2%	58.5%	58.9%	57.6%
% of FP17s for the same patient ID Re-attending between 3 & 9 months - Adults	1,374	3,839	35.8%	52.3%	52.2%	50.1%
% of FP17s for Band 1 Urgent Courses	202	4,515	4.5%	7.7%	9.2%	9.1%
% of FP17s Relating to Free Repair or Replacements	48	4,515	1.1%	1.3%	1.0%	0.8%
% of FP17s Relating to Continuations	22	4,515	0.5%	1.6%	1.4%	1.2%
% of Patients satisfied with the dentistry they have received	4	5	N/A	94.2%	93.1%	92.8%
% of Patients satisfied with the time they had to wait for an appointment	4	5	N/A	88.8%	89.5%	88.7%

* This is based on patients treated on this contract for their most recent course of treatment. Figures in italics indicate the base number of FP17s or Patient Questionnaire responses are less than 100. N/A is shown where the base number of responses is less than 10 during the period. % is calculated as Quantity/Base number*100

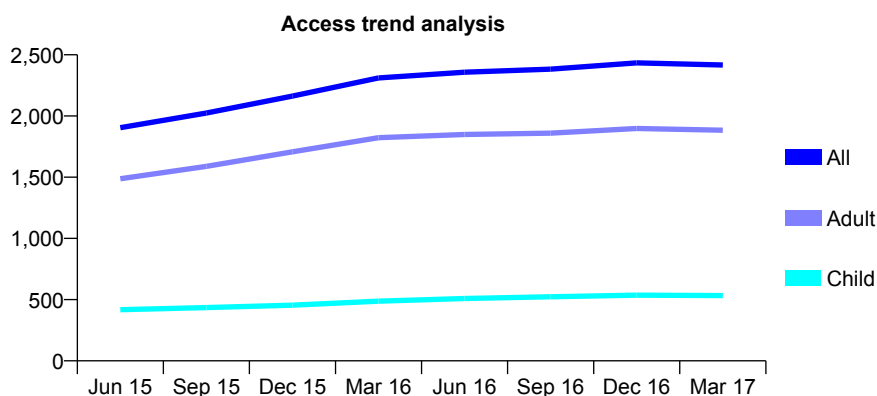
Q51 - Vital Signs At a Glance Contract Report for 140716/0001 - March 2017

Name or company name	Odai Dental Practice
Contract type name	GDS Contract
Purpose of contract	General
Contract start date	01/04/2014
Contract end date	

16/17 Contracted general activity (UDA)	6,249
Carry forward general activity (UDA)	54
16/17 Contracted orthodontic activity (UOA)	0
Carry forward orthodontic activity (UOA)	0
Baseline contract value	£176,833.76

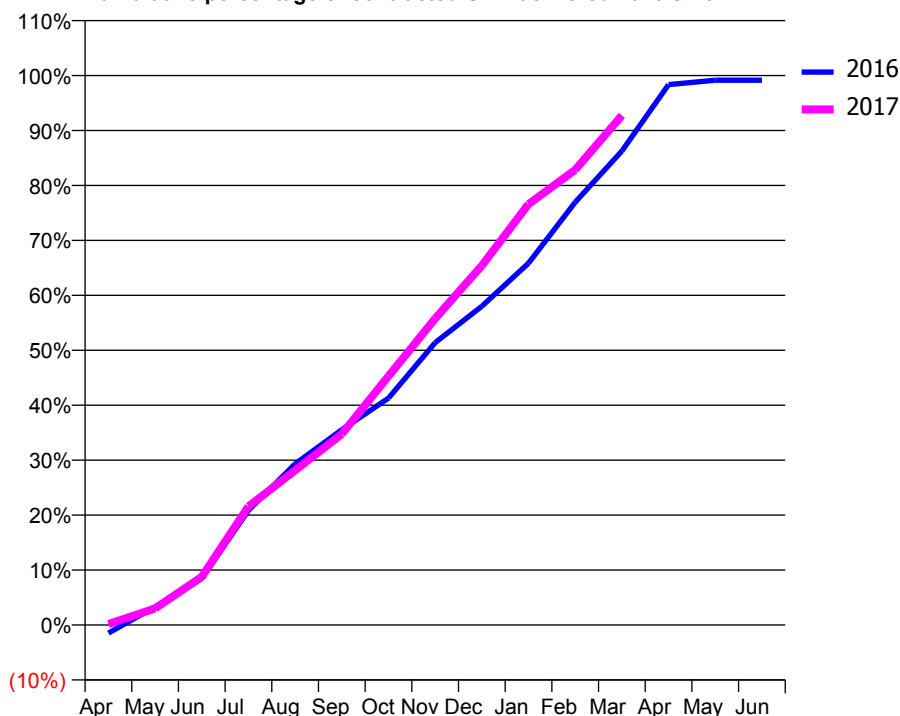
ACCESS*

Patients seen in 24 months	Total	Change since previous quarter
Quarter ending March 2016	2,311	
Quarter ending June 2016	2,358	↑
Quarter ending September 2016	2,383	→
Quarter ending December 2016	2,434	↑
Quarter ending March 2017	2,417	→
Variance since March 2016	4.6%	↑



ACTIVITY

Cumulative percentage of contracted UDA delivered 2016 & 2017



Adjusted Scheduled Activity (UDA)

Month	2016	2017
April	-93	11
May	207	188
June	531	548
July	1,304	1,348
August	1,832	1,759
September	2,221	2,173
October	2,580	2,830
November	3,210	3,485
December	3,625	4,088
January	4,115	4,787
February	4,808	5,177
March	5,390	5,795
April	6,146	
May	6,195	
June	6,195	

QUALITY

	Quantity	Base Number	Contract	AT	Region	England
% of FP17s for the same patient ID Re-attending within 3 months - Children	103	747	13.8%	10.5%	13.3%	12.3%
% of FP17s for the same patient ID Re-attending within 3 months - Adults	498	2,711	18.4%	15.4%	17.3%	16.7%
% of FP17s for the same patient ID Re-attending between 3 & 9 months - Children	358	747	47.9%	58.5%	58.9%	57.6%
% of FP17s for the same patient ID Re-attending between 3 & 9 months - Adults	1,323	2,711	48.8%	52.3%	52.2%	50.1%
% of FP17s for Band 1 Urgent Courses	372	3,144	11.8%	7.7%	9.2%	9.1%
% of FP17s Relating to Free Repair or Replacements	27	3,144	0.9%	1.3%	1.0%	0.8%
% of FP17s Relating to Continuations	47	3,144	1.5%	1.6%	1.4%	1.2%
% of Patients satisfied with the dentistry they have received	11	11	100.0%	94.2%	93.1%	92.8%
% of Patients satisfied with the time they had to wait for an appointment	11	11	100.0%	88.8%	89.5%	88.7%

* This is based on patients treated on this contract for their most recent course of treatment. Figures in italics indicate the base number of FP17s or Patient Questionnaire responses are less than 100. N/A is shown where the base number of responses is less than 10 during the period. % is calculated as Quantity/Base number*100

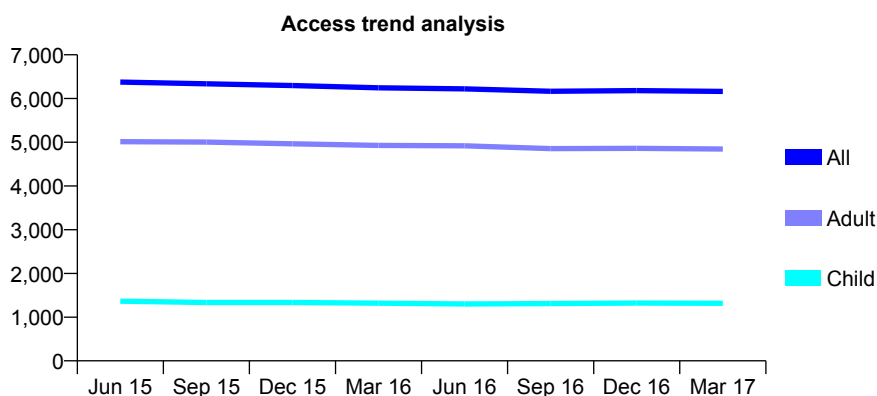
Q51 - Vital Signs At a Glance Contract Report for 142255/0001 - March 2017

Name or company name	Hislop and Wolverson
Contract type name	GDS Contract
Purpose of contract	General and Orthodontic
Contract start date	01/12/2010
Contract end date	

16/17 Contracted general activity (UDA)	21,997
Carry forward general activity (UDA)	-222
16/17 Contracted orthodontic activity (UOA)	525
Carry forward orthodontic activity (UOA)	-11
Baseline contract value	£656,630.13

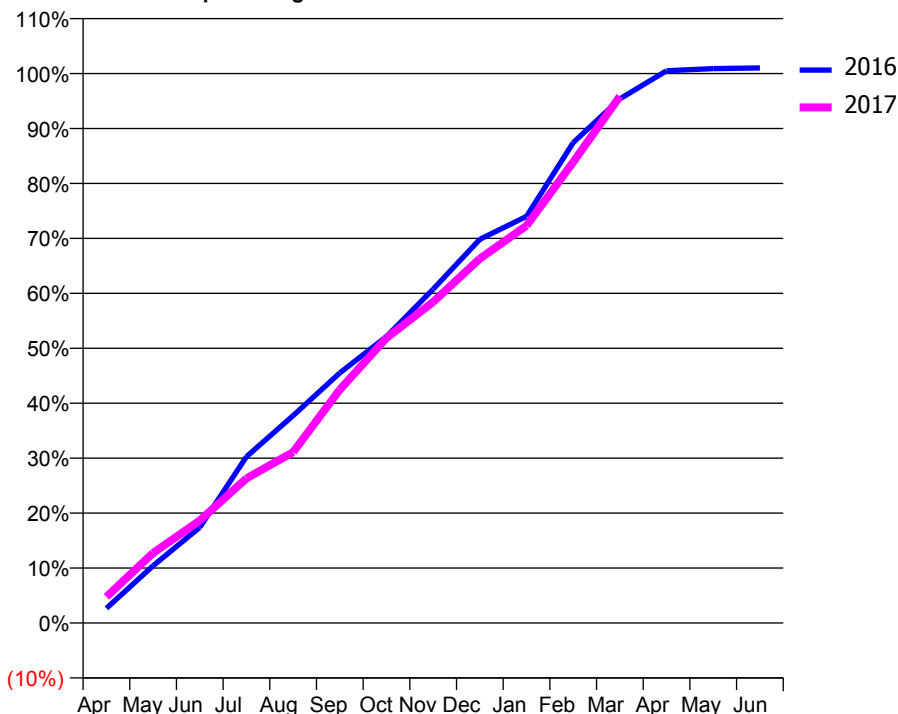
ACCESS*

Patients seen in 24 months	Total	Change since previous quarter
Quarter ending March 2016	6,245	
Quarter ending June 2016	6,220	→
Quarter ending September 2016	6,165	→
Quarter ending December 2016	6,181	→
Quarter ending March 2017	6,162	→
Variance since March 2016	(1.3%)	↓



ACTIVITY

Cumulative percentage of contracted UDA delivered 2016 & 2017



Month	Adjusted Scheduled Activity (UDA)	
	2016	2017
April	586	1,048
May	2,281	2,803
June	3,812	4,101
July	6,626	5,788
August	8,264	6,843
September	9,962	9,342
October	11,413	11,408
November	13,299	12,850
December	15,286	14,586
January	16,198	15,907
February	19,134	18,449
March	20,877	21,080
April	21,999	
May	22,083	
June	22,110	

QUALITY

	Quantity	Base Number	Contract	AT	Region	England
% of FP17s for the same patient ID Re-attending within 3 months - Children	249	2,447	10.2%	10.5%	13.3%	12.3%
% of FP17s for the same patient ID Re-attending within 3 months - Adults	1,279	7,782	16.4%	15.4%	17.3%	16.7%
% of FP17s for the same patient ID Re-attending between 3 & 9 months - Children	1,659	2,447	67.8%	58.5%	58.9%	57.6%
% of FP17s for the same patient ID Re-attending between 3 & 9 months - Adults	4,185	7,782	53.8%	52.3%	52.2%	50.1%
% of FP17s for Band 1 Urgent Courses	610	9,627	6.3%	7.7%	9.2%	9.1%
% of FP17s Relating to Free Repair or Replacements	108	9,627	1.1%	1.3%	1.0%	0.8%
% of FP17s Relating to Continuations	225	9,627	2.3%	1.6%	1.4%	1.2%
% of Patients satisfied with the dentistry they have received	14	14	100.0%	94.2%	93.1%	92.8%
% of Patients satisfied with the time they had to wait for an appointment	13	14	92.9%	88.8%	89.5%	88.7%

* This is based on patients treated on this contract for their most recent course of treatment. Figures in italics indicate the base number of FP17s or Patient Questionnaire responses are less than 100. N/A is shown where the base number of responses is less than 10 during the period. % is calculated as Quantity/Base number*100

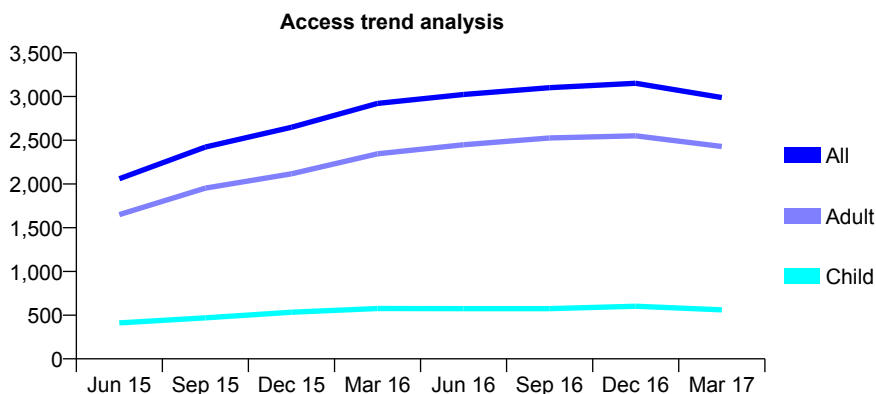
Q51 - Vital Signs At a Glance Contract Report for 142352/0001 - March 2017

Name or company name	Pawson Dental Partnership
Contract type name	GDS Contract
Purpose of contract	General
Contract start date	01/12/2014
Contract end date	

16/17 Contracted general activity (UDA)	10,000
Carry forward general activity (UDA)	-72
16/17 Contracted orthodontic activity (UOA)	0
Carry forward orthodontic activity (UOA)	0
Baseline contract value	£226,832.84

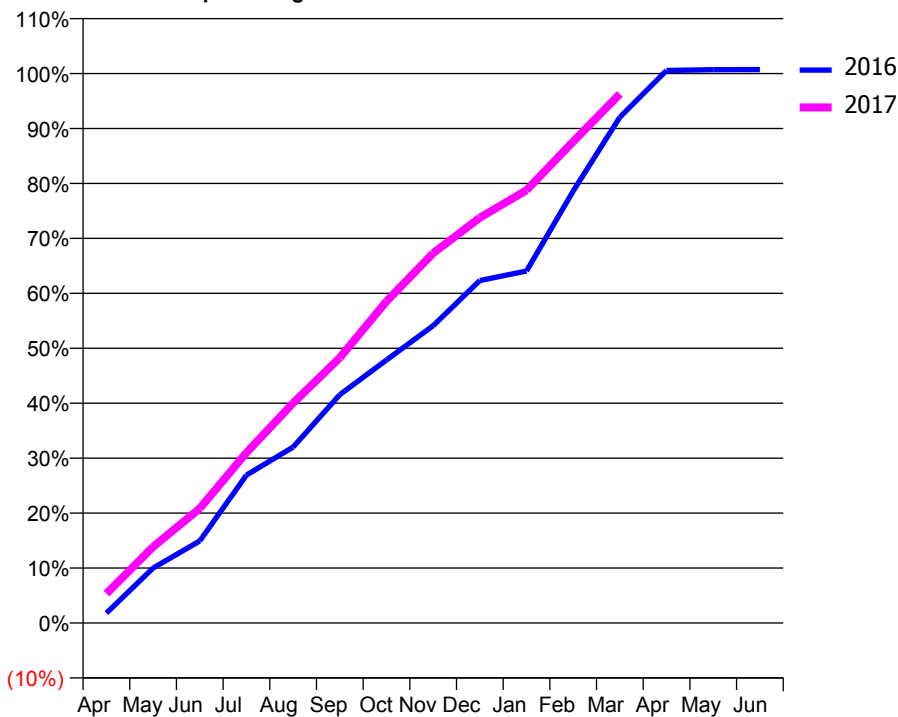
ACCESS*

Patients seen in 24 months	Total	Change since previous quarter
Quarter ending March 2016	2,921	
Quarter ending June 2016	3,023	↑
Quarter ending September 2016	3,101	↑
Quarter ending December 2016	3,152	→
Quarter ending March 2017	2,988	↓
Variance since March 2016	2.3%	↑



ACTIVITY

Cumulative percentage of contracted UDA delivered 2016 & 2017



Adjusted Scheduled Activity (UDA)

Month	2016	2017
April	181	535
May	1,002	1,387
June	1,495	2,086
July	2,692	3,100
August	3,202	4,003
September	4,156	4,828
October	4,788	5,855
November	5,411	6,730
December	6,232	7,375
January	6,404	7,875
February	7,861	8,762
March	9,206	9,627
April	10,054	
May	10,069	
June	10,072	

QUALITY

	Quantity	Base Number	Contract	AT	Region	England
% of FP17s for the same patient ID Re-attending within 3 months - Children	79	868	9.1%	10.5%	13.3%	12.3%
% of FP17s for the same patient ID Re-attending within 3 months - Adults	789	4,101	19.2%	15.4%	17.3%	16.7%
% of FP17s for the same patient ID Re-attending between 3 & 9 months - Children	553	868	63.7%	58.5%	58.9%	57.6%
% of FP17s for the same patient ID Re-attending between 3 & 9 months - Adults	2,496	4,101	60.9%	52.3%	52.2%	50.1%
% of FP17s for Band 1 Urgent Courses	418	4,711	8.9%	7.7%	9.2%	9.1%
% of FP17s Relating to Free Repair or Replacements	136	4,711	2.9%	1.3%	1.0%	0.8%
% of FP17s Relating to Continuations	132	4,711	2.8%	1.6%	1.4%	1.2%
% of Patients satisfied with the dentistry they have received	8	8	N/A	94.2%	93.1%	92.8%
% of Patients satisfied with the time they had to wait for an appointment	8	8	N/A	88.8%	89.5%	88.7%

* This is based on patients treated on this contract for their most recent course of treatment. Figures in italics indicate the base number of FP17s or Patient Questionnaire responses are less than 100. N/A is shown where the base number of responses is less than 10 during the period. % is calculated as Quantity/Base number*100

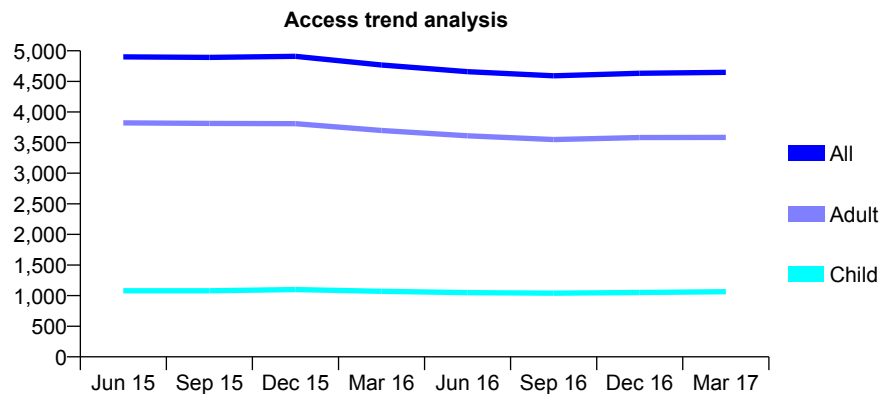
Q51 - Vital Signs At a Glance Contract Report for 143871/0001 - March 2017

Name or company name	Sandygate Dental Practice
Contract type name	GDS Contract
Purpose of contract	General
Contract start date	01/04/2009
Contract end date	

16/17 Contracted general activity (UDA)	12,975
Carry forward general activity (UDA)	0
16/17 Contracted orthodontic activity (UOA)	0
Carry forward orthodontic activity (UOA)	0
Baseline contract value	£291,586.22

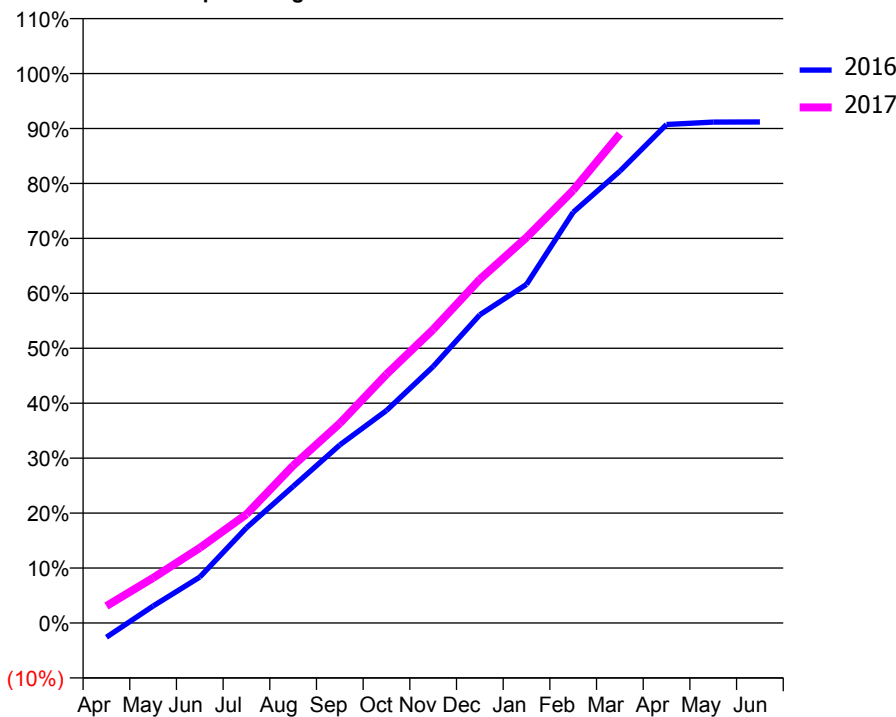
ACCESS*

Patients seen in 24 months	Total	Change since previous quarter
Quarter ending March 2016	4,768	
Quarter ending June 2016	4,659	↓
Quarter ending September 2016	4,592	↓
Quarter ending December 2016	4,633	→
Quarter ending March 2017	4,649	→
Variance since March 2016	(2.5%)	↓



ACTIVITY

Cumulative percentage of contracted UDA delivered 2016 & 2017



Month	Adjusted Scheduled Activity (UDA)	
	2016	2017
April	-339	401
May	402	1,065
June	1,083	1,774
July	2,251	2,568
August	3,227	3,715
September	4,206	4,714
October	5,017	5,874
November	6,058	6,932
December	7,279	8,116
January	7,997	9,105
February	9,698	10,218
March	10,670	11,547
April	11,772	
May	11,828	
June	11,832	

QUALITY

	Quantity	Base Number	Contract	AT	Region	England
% of FP17s for the same patient ID Re-attending within 3 months - Children	128	1,876	6.8%	10.5%	13.3%	12.3%
% of FP17s for the same patient ID Re-attending within 3 months - Adults	969	5,832	16.6%	15.4%	17.3%	16.7%
% of FP17s for the same patient ID Re-attending between 3 & 9 months - Children	1,328	1,876	70.8%	58.5%	58.9%	57.6%
% of FP17s for the same patient ID Re-attending between 3 & 9 months - Adults	3,152	5,832	54.0%	52.3%	52.2%	50.1%
% of FP17s for Band 1 Urgent Courses	307	6,884	4.5%	7.7%	9.2%	9.1%
% of FP17s Relating to Free Repair or Replacements	72	6,884	1.0%	1.3%	1.0%	0.8%
% of FP17s Relating to Continuations	77	6,884	1.1%	1.6%	1.4%	1.2%
% of Patients satisfied with the dentistry they have received	15	16	93.8%	94.2%	93.1%	92.8%
% of Patients satisfied with the time they had to wait for an appointment	16	16	100.0%	88.8%	89.5%	88.7%

* This is based on patients treated on this contract for their most recent course of treatment. Figures in italics indicate the base number of FP17s or Patient Questionnaire responses are less than 100. N/A is shown where the base number of responses is less than 10 during the period. % is calculated as Quantity/Base number*100

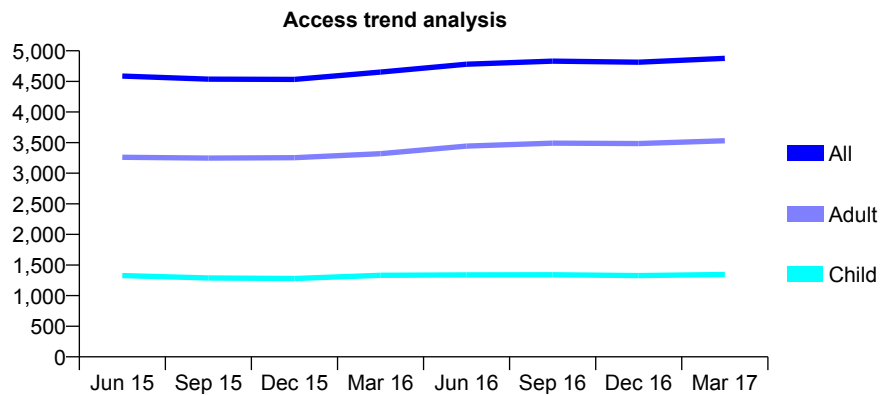
Q51 - Vital Signs At a Glance Contract Report for 144118/0001 - March 2017

Name or company name	Ecclesfield Dental
Contract type name	GDS Contract
Purpose of contract	General
Contract start date	01/04/2010
Contract end date	

16/17 Contracted general activity (UDA)	15,500
Carry forward general activity (UDA)	0
16/17 Contracted orthodontic activity (UOA)	0
Carry forward orthodontic activity (UOA)	0
Baseline contract value	£485,398.45

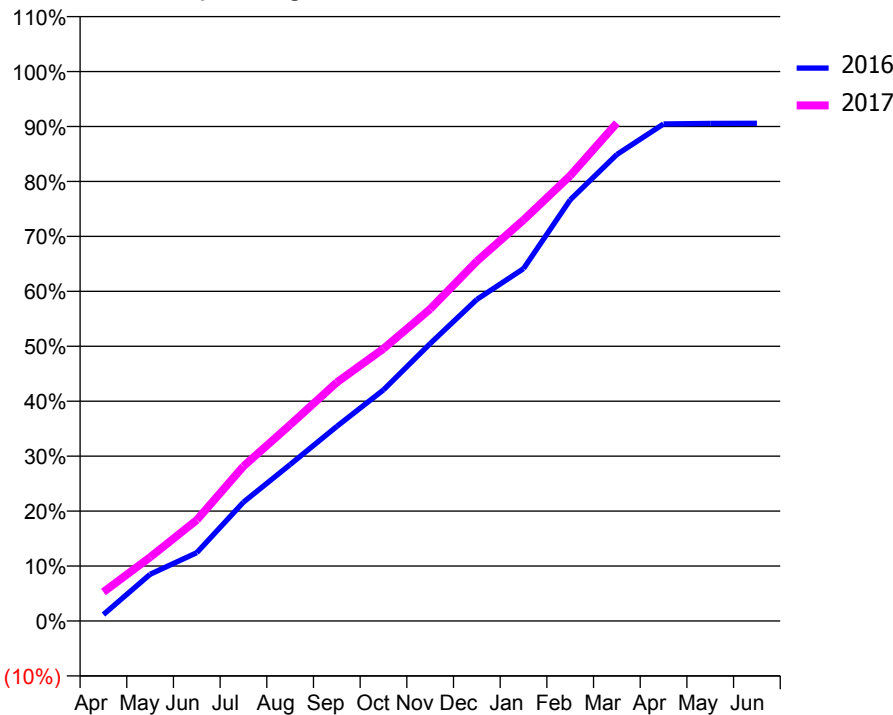
ACCESS*

Patients seen in 24 months	Total	Change since previous quarter
Quarter ending March 2016	4,652	
Quarter ending June 2016	4,782	↑
Quarter ending September 2016	4,832	→
Quarter ending December 2016	4,813	→
Quarter ending March 2017	4,876	→
Variance since March 2016	4.8%	↑



ACTIVITY

Cumulative percentage of contracted UDA delivered 2016 & 2017



Month	Adjusted Scheduled Activity (UDA)	
	2016	2017
April	181	818
May	1,319	1,801
June	1,929	2,848
July	3,354	4,365
August	4,415	5,536
September	5,490	6,729
October	6,522	7,681
November	7,827	8,801
December	9,070	10,151
January	9,939	11,313
February	11,880	12,562
March	13,159	14,047
April	14,021	
May	14,036	
June	14,039	

QUALITY

	Quantity	Base Number	Contract	AT	Region	England
% of FP17s for the same patient ID Re-attending within 3 months - Children	213	2,419	8.8%	10.5%	13.3%	12.3%
% of FP17s for the same patient ID Re-attending within 3 months - Adults	860	5,686	15.1%	15.4%	17.3%	16.7%
% of FP17s for the same patient ID Re-attending between 3 & 9 months - Children	1,612	2,419	66.6%	58.5%	58.9%	57.6%
% of FP17s for the same patient ID Re-attending between 3 & 9 months - Adults	3,412	5,686	60.0%	52.3%	52.2%	50.1%
% of FP17s for Band 1 Urgent Courses	527	7,614	6.9%	7.7%	9.2%	9.1%
% of FP17s Relating to Free Repair or Replacements	69	7,614	0.9%	1.3%	1.0%	0.8%
% of FP17s Relating to Continuations	50	7,614	0.7%	1.6%	1.4%	1.2%
% of Patients satisfied with the dentistry they have received	16	17	94.1%	94.2%	93.1%	92.8%
% of Patients satisfied with the time they had to wait for an appointment	16	17	94.1%	88.8%	89.5%	88.7%

* This is based on patients treated on this contract for their most recent course of treatment. Figures in italics indicate the base number of FP17s or Patient Questionnaire responses are less than 100. N/A is shown where the base number of responses is less than 10 during the period. % is calculated as Quantity/Base number*100

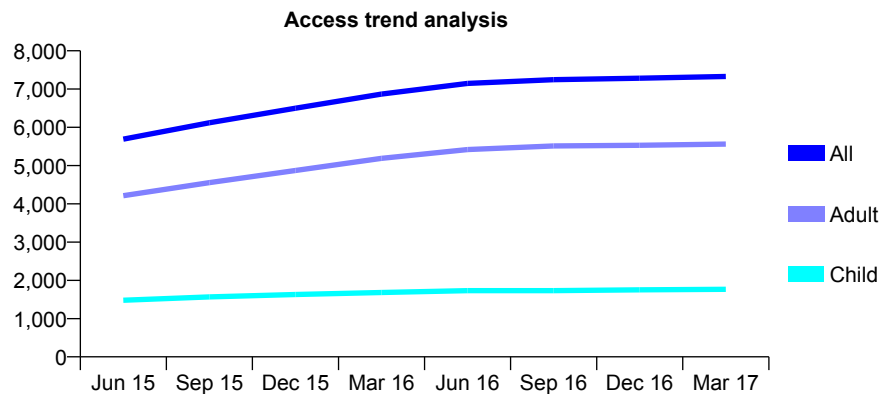
Q51 - Vital Signs At a Glance Contract Report for 144959/0001 - March 2017

Name or company name	Kaye and Rafferty Ltd
Contract type name	GDS Contract
Purpose of contract	General and Orthodontic
Contract start date	01/07/2014
Contract end date	

16/17 Contracted general activity (UDA)	21,500
Carry forward general activity (UDA)	766
16/17 Contracted orthodontic activity (UOA)	2,249
Carry forward orthodontic activity (UOA)	5
Baseline contract value	£706,263.86

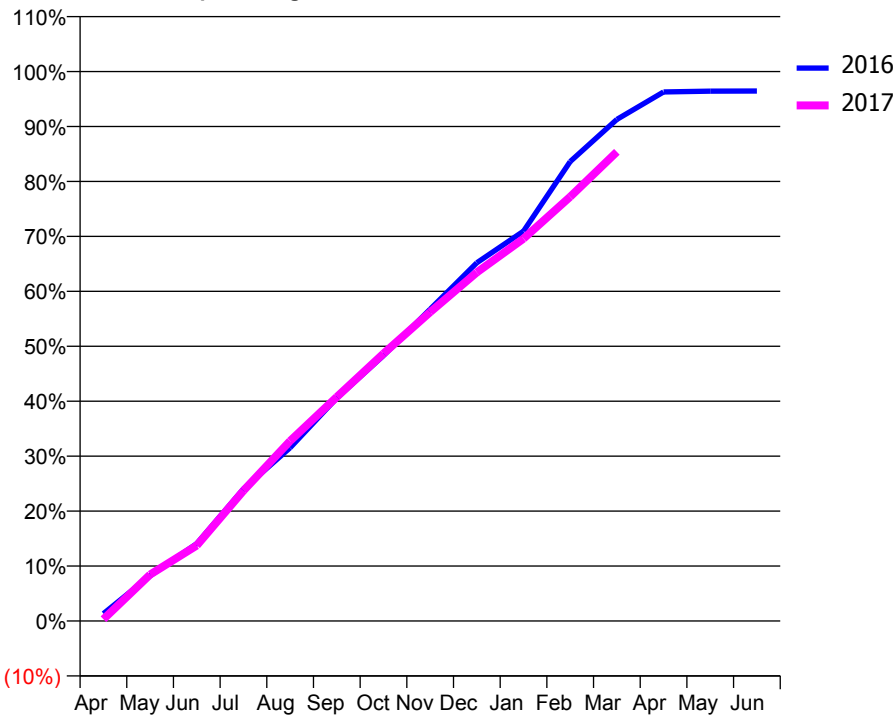
ACCESS*

Patients seen in 24 months	Total	Change since previous quarter
Quarter ending March 2016	6,869	
Quarter ending June 2016	7,148	↑
Quarter ending September 2016	7,245	→
Quarter ending December 2016	7,284	→
Quarter ending March 2017	7,328	→
Variance since March 2016	6.7%	↑



ACTIVITY

Cumulative percentage of contracted UDA delivered 2016 & 2017



Month	Adjusted Scheduled Activity (UDA)	
	2016	2017
April	287	70
May	1,771	1,817
June	3,030	2,954
July	5,168	5,100
August	6,781	7,044
September	8,725	8,768
October	10,388	10,463
November	12,203	12,085
December	14,017	13,639
January	15,251	14,959
February	17,978	16,597
March	19,625	18,356
April	20,701	
May	20,732	
June	20,734	

QUALITY

	Quantity	Base Number	Contract	AT	Region	England
% of FP17s for the same patient ID Re-attending within 3 months - Children	277	3,080	9.0%	10.5%	13.3%	12.3%
% of FP17s for the same patient ID Re-attending within 3 months - Adults	1,138	8,451	13.5%	15.4%	17.3%	16.7%
% of FP17s for the same patient ID Re-attending between 3 & 9 months - Children	1,937	3,080	62.9%	58.5%	58.9%	57.6%
% of FP17s for the same patient ID Re-attending between 3 & 9 months - Adults	4,935	8,451	58.4%	52.3%	52.2%	50.1%
% of FP17s for Band 1 Urgent Courses	673	10,818	6.2%	7.7%	9.2%	9.1%
% of FP17s Relating to Free Repair or Replacements	83	10,818	0.8%	1.3%	1.0%	0.8%
% of FP17s Relating to Continuations	147	10,818	1.4%	1.6%	1.4%	1.2%
% of Patients satisfied with the dentistry they have received	18	18	100.0%	94.2%	93.1%	92.8%
% of Patients satisfied with the time they had to wait for an appointment	17	18	94.4%	88.8%	89.5%	88.7%

* This is based on patients treated on this contract for their most recent course of treatment. Figures in italics indicate the base number of FP17s or Patient Questionnaire responses are less than 100. N/A is shown where the base number of responses is less than 10 during the period. % is calculated as Quantity/Base number*100

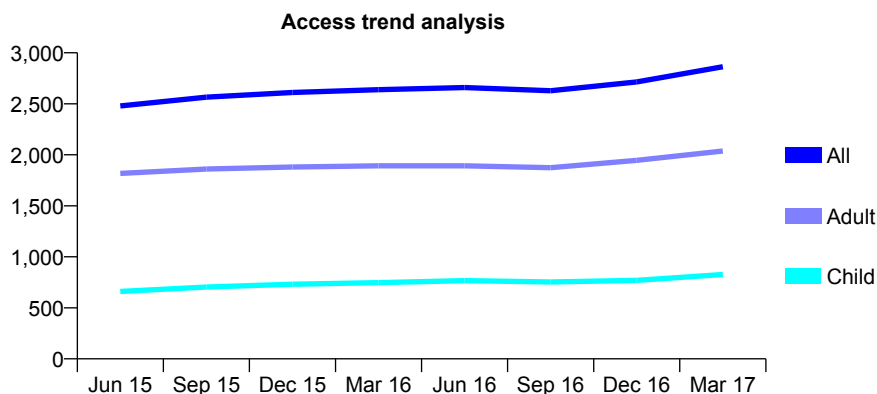
Q51 - Vital Signs At a Glance Contract Report for 145130/0001 - March 2017

Name or company name	Wensley & Wright
Contract type name	GDS Contract
Purpose of contract	General
Contract start date	01/04/2006
Contract end date	

16/17 Contracted general activity (UDA)	8,147
Carry forward general activity (UDA)	0
16/17 Contracted orthodontic activity (UOA)	0
Carry forward orthodontic activity (UOA)	0
Baseline contract value	£255,066.92

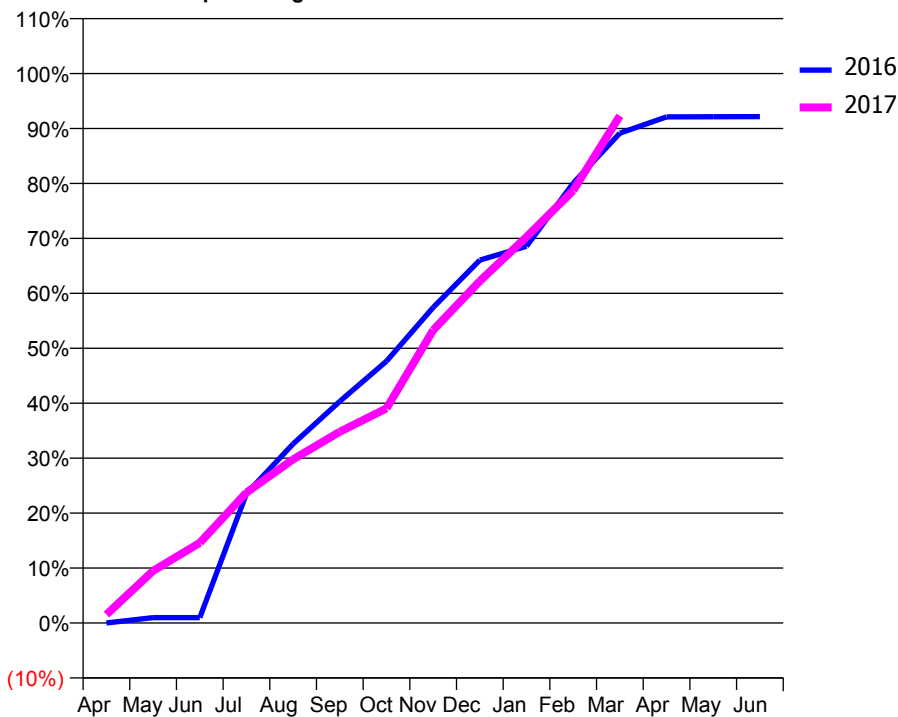
ACCESS*

Patients seen in 24 months	Total	Change since previous quarter
Quarter ending March 2016	2,639	
Quarter ending June 2016	2,659	→
Quarter ending September 2016	2,628	↓
Quarter ending December 2016	2,715	↑
Quarter ending March 2017	2,864	↑
Variance since March 2016	8.5%	↑



ACTIVITY

Cumulative percentage of contracted UDA delivered 2016 & 2017



Month	Adjusted Scheduled Activity (UDA)	
	2016	2017
April	0	126
May	79	774
June	79	1,189
July	1,918	1,934
August	2,656	2,426
September	3,287	2,837
October	3,882	3,181
November	4,679	4,342
December	5,381	5,069
January	5,586	5,724
February	6,521	6,412
March	7,263	7,520
April	7,503	
May	7,506	
June	7,507	

QUALITY

	Quantity	Base Number	Contract	AT	Region	England
% of FP17s for the same patient ID Re-attending within 3 months - Children	28	983	2.8%	10.5%	13.3%	12.3%
% of FP17s for the same patient ID Re-attending within 3 months - Adults	275	2,559	10.7%	15.4%	17.3%	16.7%
% of FP17s for the same patient ID Re-attending between 3 & 9 months - Children	465	983	47.3%	58.5%	58.9%	57.6%
% of FP17s for the same patient ID Re-attending between 3 & 9 months - Adults	1,247	2,559	48.7%	52.3%	52.2%	50.1%
% of FP17s for Band 1 Urgent Courses	115	3,424	3.4%	7.7%	9.2%	9.1%
% of FP17s Relating to Free Repair or Replacements	17	3,424	0.5%	1.3%	1.0%	0.8%
% of FP17s Relating to Continuations	69	3,424	2.0%	1.6%	1.4%	1.2%
% of Patients satisfied with the dentistry they have received	8	8	N/A	94.2%	93.1%	92.8%
% of Patients satisfied with the time they had to wait for an appointment	7	8	N/A	88.8%	89.5%	88.7%

* This is based on patients treated on this contract for their most recent course of treatment. Figures in italics indicate the base number of FP17s or Patient Questionnaire responses are less than 100. N/A is shown where the base number of responses is less than 10 during the period. % is calculated as Quantity/Base number*100

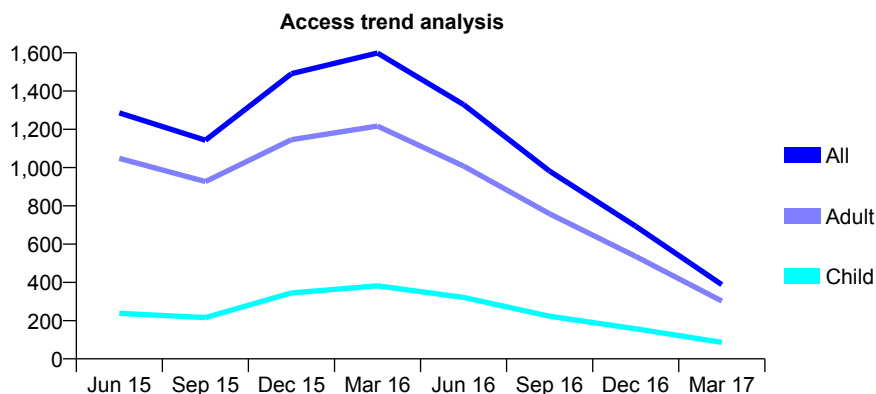
Q51 - Vital Signs At a Glance Contract Report for 145130/0002 - March 2017

Name or company name	Wensley & Wright
Contract type name	GDS Contract
Purpose of contract	General
Contract start date	01/04/2006
Contract end date	

16/17 Contracted general activity (UDA)	3,328
Carry forward general activity (UDA)	0
16/17 Contracted orthodontic activity (UOA)	0
Carry forward orthodontic activity (UOA)	0
Baseline contract value	£93,423.31

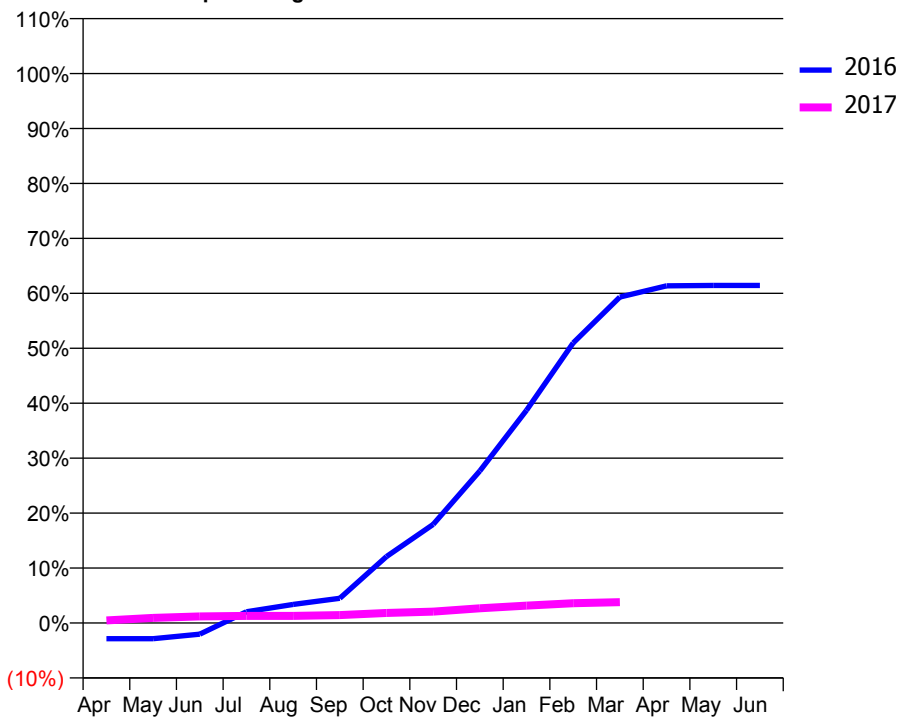
ACCESS*

Patients seen in 24 months	Total	Change since previous quarter
Quarter ending March 2016	1,599	
Quarter ending June 2016	1,329	↓
Quarter ending September 2016	981	↓
Quarter ending December 2016	693	↓
Quarter ending March 2017	388	↓
Variance since March 2016	(75.7%)	↓



ACTIVITY

Cumulative percentage of contracted UDA delivered 2016 & 2017



Adjusted Scheduled Activity (UDA)

Month	2016	2017
April	-96	16
May	-96	31
June	-68	40
July	69	43
August	113	43
September	150	48
October	403	61
November	598	69
December	921	89
January	1,289	105
February	1,697	120
March	1,974	126
April	2,042	
May	2,045	
June	2,045	

QUALITY

	Quantity	Base Number	Contract	AT	Region	England
% of FP17s for the same patient ID Re-attending within 3 months - Children	1	49	2.0%	10.5%	13.3%	12.3%
% of FP17s for the same patient ID Re-attending within 3 months - Adults	5	83	6.0%	15.4%	17.3%	16.7%
% of FP17s for the same patient ID Re-attending between 3 & 9 months - Children	1	49	2.0%	58.5%	58.9%	57.6%
% of FP17s for the same patient ID Re-attending between 3 & 9 months - Adults	5	83	6.0%	52.3%	52.2%	50.1%
% of FP17s for Band 1 Urgent Courses	1	90	1.1%	7.7%	9.2%	9.1%
% of FP17s Relating to Free Repair or Replacements	0	90	0.0%	1.3%	1.0%	0.8%
% of FP17s Relating to Continuations	0	90	0.0%	1.6%	1.4%	1.2%
% of Patients satisfied with the dentistry they have received	0	0	N/A	94.2%	93.1%	92.8%
% of Patients satisfied with the time they had to wait for an appointment	0	0	N/A	88.8%	89.5%	88.7%

* This is based on patients treated on this contract for their most recent course of treatment. Figures in italics indicate the base number of FP17s or Patient Questionnaire responses are less than 100. N/A is shown where the base number of responses is less than 10 during the period. % is calculated as Quantity/Base number*100

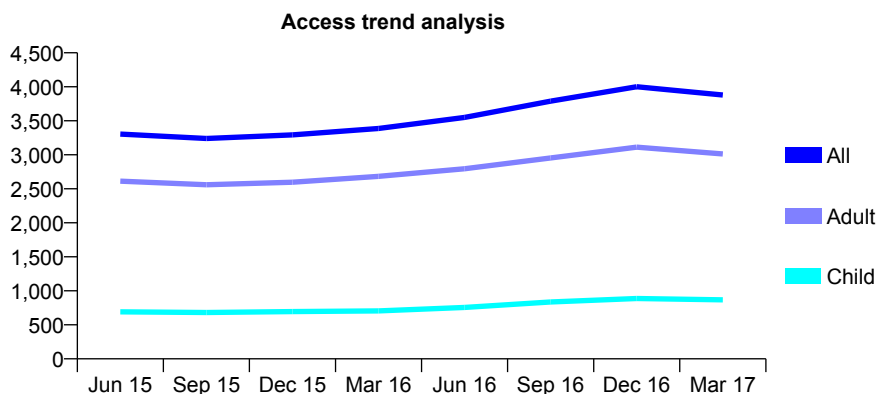
Q51 - Vital Signs At a Glance Contract Report for 146439/0001 - March 2017

Name or company name	Premier Dental Ltd
Contract type name	GDS Contract
Purpose of contract	General
Contract start date	24/02/2011
Contract end date	

16/17 Contracted general activity (UDA)	15,304
Carry forward general activity (UDA)	0
16/17 Contracted orthodontic activity (UOA)	0
Carry forward orthodontic activity (UOA)	0
Baseline contract value	£461,464.57

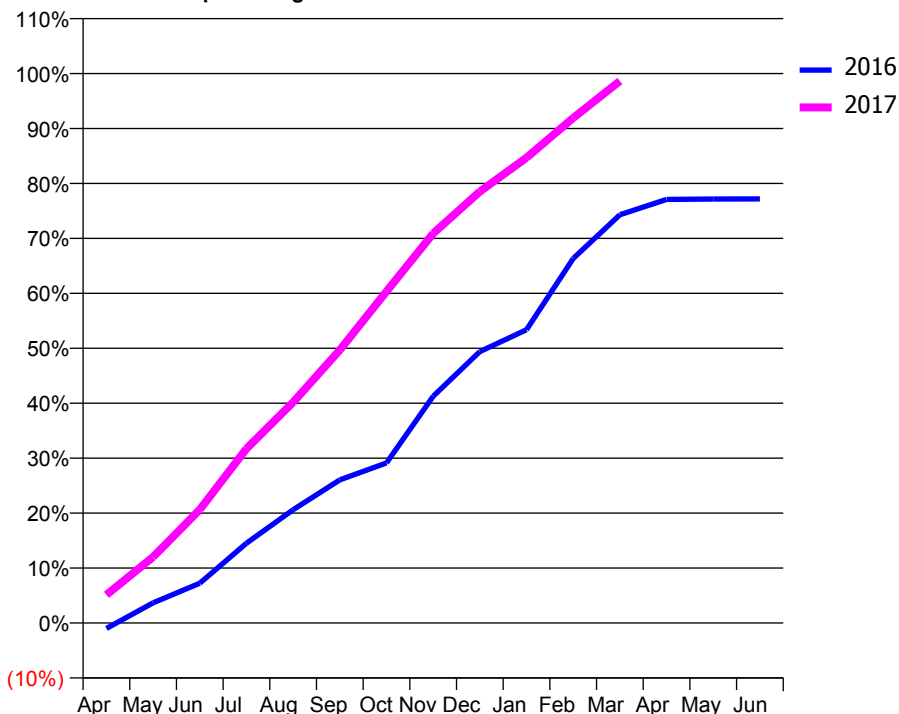
ACCESS*

Patients seen in 24 months	Total	Change since previous quarter
Quarter ending March 2016	3,387	
Quarter ending June 2016	3,550	↑
Quarter ending September 2016	3,789	↑
Quarter ending December 2016	4,000	↑
Quarter ending March 2017	3,879	↓
Variance since March 2016	14.5%	↑



ACTIVITY

Cumulative percentage of contracted UDA delivered 2016 & 2017



Month	Adjusted Scheduled Activity (UDA)	
	2016	2017
April	-154	787
May	564	1,841
June	1,109	3,158
July	2,223	4,854
August	3,156	6,148
September	3,986	7,605
October	4,459	9,235
November	6,317	10,851
December	7,559	12,015
January	8,167	12,960
February	10,151	14,068
March	11,368	15,095
April	11,795	
May	11,807	
June	11,810	

QUALITY

	Quantity	Base Number	Contract	AT	Region	England
% of FP17s for the same patient ID Re-attending within 3 months - Children	67	1,225	5.5%	10.5%	13.3%	12.3%
% of FP17s for the same patient ID Re-attending within 3 months - Adults	549	4,465	12.3%	15.4%	17.3%	16.7%
% of FP17s for the same patient ID Re-attending between 3 & 9 months - Children	612	1,225	50.0%	58.5%	58.9%	57.6%
% of FP17s for the same patient ID Re-attending between 3 & 9 months - Adults	2,503	4,465	56.1%	52.3%	52.2%	50.1%
% of FP17s for Band 1 Urgent Courses	207	5,524	3.7%	7.7%	9.2%	9.1%
% of FP17s Relating to Free Repair or Replacements	55	5,524	1.0%	1.3%	1.0%	0.8%
% of FP17s Relating to Continuations	97	5,524	1.8%	1.6%	1.4%	1.2%
% of Patients satisfied with the dentistry they have received	15	16	93.8%	94.2%	93.1%	92.8%
% of Patients satisfied with the time they had to wait for an appointment	14	16	87.5%	88.8%	89.5%	88.7%

* This is based on patients treated on this contract for their most recent course of treatment. Figures in italics indicate the base number of FP17s or Patient Questionnaire responses are less than 100. N/A is shown where the base number of responses is less than 10 during the period. % is calculated as Quantity/Base number*100

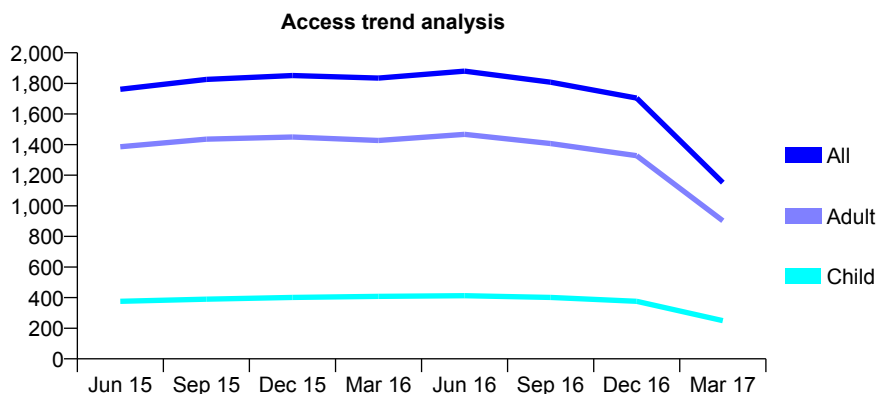
Q51 - Vital Signs At a Glance Contract Report for 147001/0001 - March 2017

Name or company name	Frecheville Dental Practice
Contract type name	GDS Contract
Purpose of contract	General
Contract start date	22/07/2009
Contract end date	30/11/2016

16/17 Contracted general activity (UDA)	3,358
Carry forward general activity (UDA)	-15
16/17 Contracted orthodontic activity (UOA)	0
Carry forward orthodontic activity (UOA)	0
Baseline contract value	£85,958.56

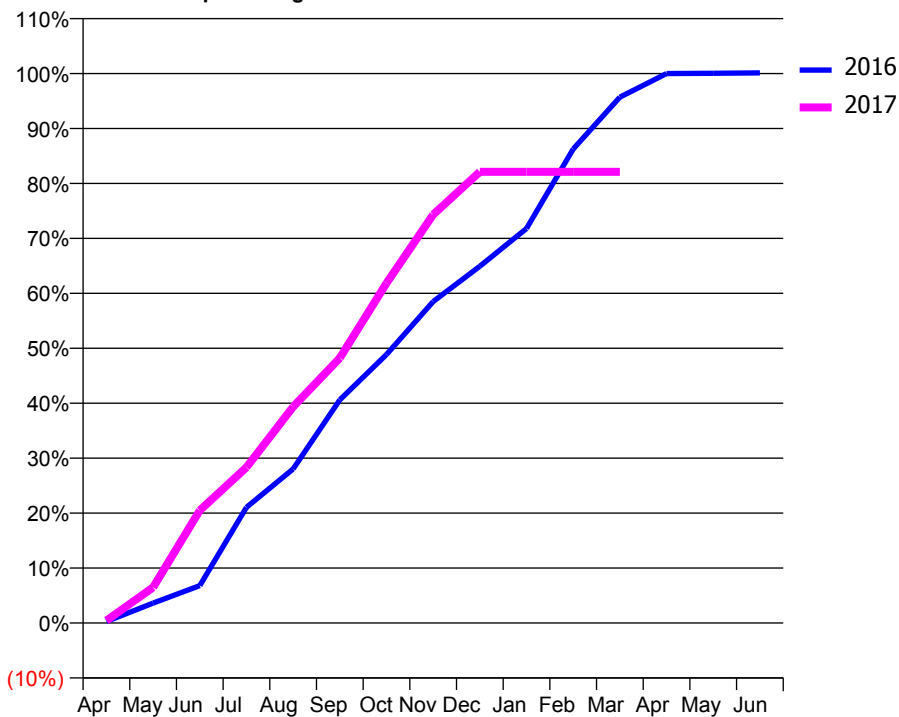
ACCESS*

Patients seen in 24 months	Total	Change since previous quarter
Quarter ending March 2016	1,835	
Quarter ending June 2016	1,880	↑
Quarter ending September 2016	1,808	↓
Quarter ending December 2016	1,704	↓
Quarter ending March 2017	1,152	↓
Variance since March 2016	(37.2%)	↓



ACTIVITY

Cumulative percentage of contracted UDA delivered 2016 & 2017



Month	Adjusted Scheduled Activity (UDA)	
	2016	2017
April	14	15
May	182	218
June	343	688
July	1,060	951
August	1,412	1,321
September	2,046	1,619
October	2,461	2,077
November	2,946	2,495
December	3,270	2,757
January	3,616	2,757
February	4,344	2,757
March	4,820	2,757
April	5,036	
May	5,039	
June	5,042	

QUALITY

	Quantity	Base Number	Contract	AT	Region	England
% of FP17s for the same patient ID Re-attending within 3 months - Children	9	362	2.5%	10.5%	13.3%	12.3%
% of FP17s for the same patient ID Re-attending within 3 months - Adults	99	1,325	7.5%	15.4%	17.3%	16.7%
% of FP17s for the same patient ID Re-attending between 3 & 9 months - Children	250	362	69.1%	58.5%	58.9%	57.6%
% of FP17s for the same patient ID Re-attending between 3 & 9 months - Adults	892	1,325	67.3%	52.3%	52.2%	50.1%
% of FP17s for Band 1 Urgent Courses	49	1,546	3.2%	7.7%	9.2%	9.1%
% of FP17s Relating to Free Repair or Replacements	13	1,546	0.8%	1.3%	1.0%	0.8%
% of FP17s Relating to Continuations	15	1,546	1.0%	1.6%	1.4%	1.2%
% of Patients satisfied with the dentistry they have received	5	5	N/A	94.2%	93.1%	92.8%
% of Patients satisfied with the time they had to wait for an appointment	3	5	N/A	88.8%	89.5%	88.7%

* This is based on patients treated on this contract for their most recent course of treatment. Figures in italics indicate the base number of FP17s or Patient Questionnaire responses are less than 100. N/A is shown where the base number of responses is less than 10 during the period. % is calculated as Quantity/Base number*100

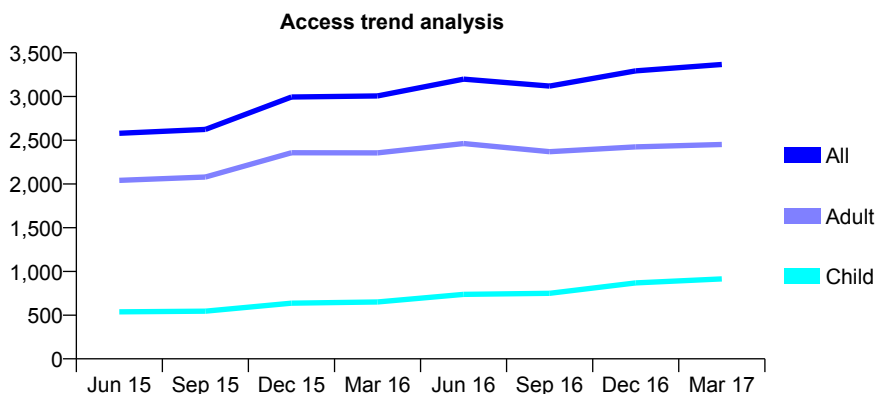
Q51 - Vital Signs At a Glance Contract Report for 147397/0001 - March 2017

Name or company name	Hillsborough Family Dental Centre
Contract type name	GDS Contract
Purpose of contract	General
Contract start date	01/04/2012
Contract end date	

16/17 Contracted general activity (UDA)	8,664
Carry forward general activity (UDA)	81
16/17 Contracted orthodontic activity (UOA)	0
Carry forward orthodontic activity (UOA)	0
Baseline contract value	£234,525.40

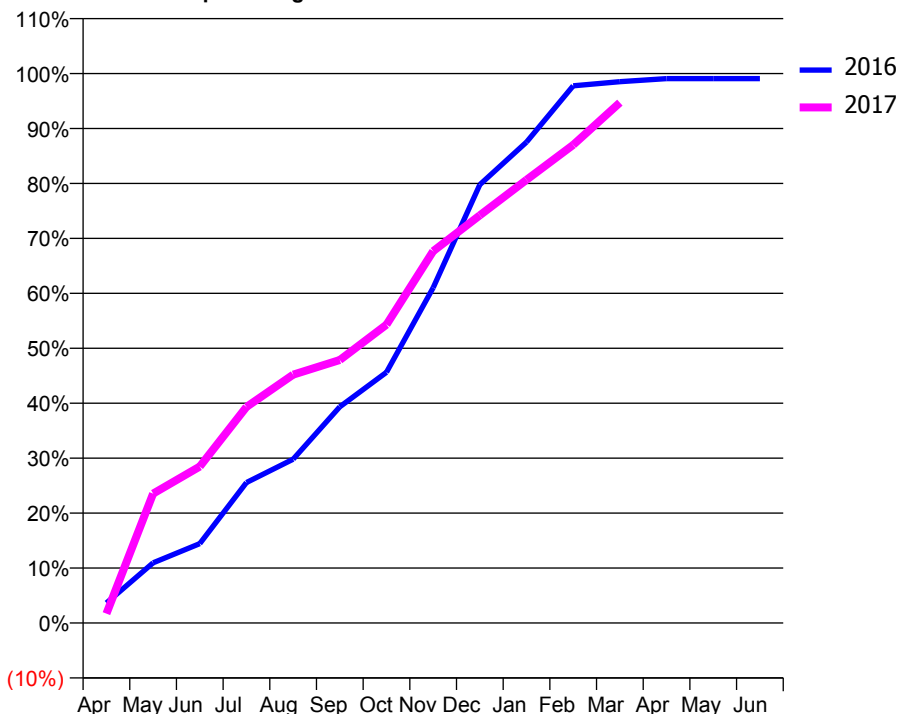
ACCESS*

Patients seen in 24 months	Total	Change since previous quarter
Quarter ending March 2016	3,006	
Quarter ending June 2016	3,199	↑
Quarter ending September 2016	3,119	↓
Quarter ending December 2016	3,293	↑
Quarter ending March 2017	3,366	↑
Variance since March 2016	12.0%	↑



ACTIVITY

Cumulative percentage of contracted UDA delivered 2016 & 2017



Month	Adjusted Scheduled Activity (UDA)	
	2016	2017
April	315	149
May	948	2,041
June	1,253	2,468
July	2,214	3,408
August	2,583	3,915
September	3,410	4,148
October	3,954	4,704
November	5,287	5,864
December	6,912	6,428
January	7,582	6,988
February	8,471	7,539
March	8,536	8,204
April	8,583	
May	8,583	
June	8,583	

QUALITY

	Quantity	Base Number	Contract	AT	Region	England
% of FP17s for the same patient ID Re-attending within 3 months - Children	57	1,270	4.5%	10.5%	13.3%	12.3%
% of FP17s for the same patient ID Re-attending within 3 months - Adults	252	1,978	12.7%	15.4%	17.3%	16.7%
% of FP17s for the same patient ID Re-attending between 3 & 9 months - Children	627	1,270	49.4%	58.5%	58.9%	57.6%
% of FP17s for the same patient ID Re-attending between 3 & 9 months - Adults	883	1,978	44.6%	52.3%	52.2%	50.1%
% of FP17s for Band 1 Urgent Courses	101	3,219	3.1%	7.7%	9.2%	9.1%
% of FP17s Relating to Free Repair or Replacements	48	3,219	1.5%	1.3%	1.0%	0.8%
% of FP17s Relating to Continuations	100	3,219	3.1%	1.6%	1.4%	1.2%
% of Patients satisfied with the dentistry they have received	3	5	N/A	94.2%	93.1%	92.8%
% of Patients satisfied with the time they had to wait for an appointment	5	5	N/A	88.8%	89.5%	88.7%

* This is based on patients treated on this contract for their most recent course of treatment. Figures in italics indicate the base number of FP17s or Patient Questionnaire responses are less than 100. N/A is shown where the base number of responses is less than 10 during the period. % is calculated as Quantity/Base number*100

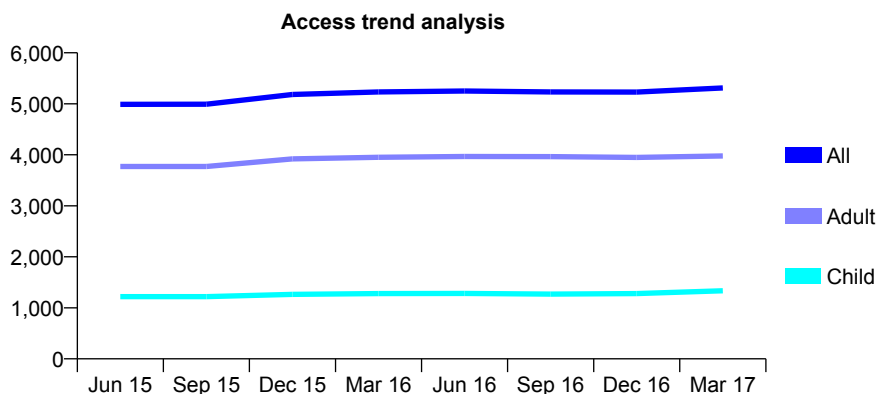
Q51 - Vital Signs At a Glance Contract Report for 147583/0001 - March 2017

Name or company name	Prime Dental Care Limited
Contract type name	GDS Contract
Purpose of contract	General
Contract start date	02/08/2010
Contract end date	

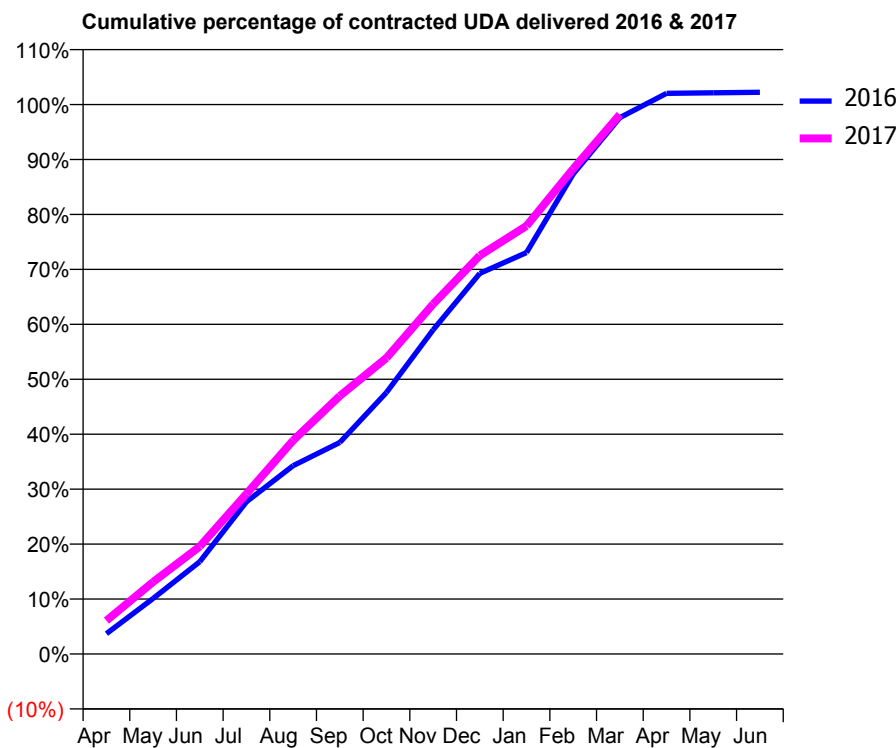
16/17 Contracted general activity (UDA)	13,805
Carry forward general activity (UDA)	-276
16/17 Contracted orthodontic activity (UOA)	0
Carry forward orthodontic activity (UOA)	0
Baseline contract value	£418,601.03

ACCESS*

Patients seen in 24 months	Total	Change since previous quarter
Quarter ending March 2016	5,232	
Quarter ending June 2016	5,251	→
Quarter ending September 2016	5,232	→
Quarter ending December 2016	5,229	→
Quarter ending March 2017	5,312	→
Variance since March 2016	1.5%	→



ACTIVITY



Month	Adjusted Scheduled Activity (UDA)	
	2016	2017
April	510	839
May	1,394	1,811
June	2,319	2,701
July	3,824	4,027
August	4,730	5,365
September	5,316	6,484
October	6,571	7,440
November	8,147	8,793
December	9,563	10,013
January	10,086	10,757
February	12,058	12,188
March	13,475	13,552
April	14,084	
May	14,098	
June	14,113	

QUALITY

	Quantity	Base Number	Contract	AT	Region	England
% of FP17s for the same patient ID Re-attending within 3 months - Children	120	1,627	7.4%	10.5%	13.3%	12.3%
% of FP17s for the same patient ID Re-attending within 3 months - Adults	779	5,133	15.2%	15.4%	17.3%	16.7%
% of FP17s for the same patient ID Re-attending between 3 & 9 months - Children	568	1,627	34.9%	58.5%	58.9%	57.6%
% of FP17s for the same patient ID Re-attending between 3 & 9 months - Adults	1,952	5,133	38.0%	52.3%	52.2%	50.1%
% of FP17s for Band 1 Urgent Courses	361	5,908	6.1%	7.7%	9.2%	9.1%
% of FP17s Relating to Free Repair or Replacements	111	5,908	1.9%	1.3%	1.0%	0.8%
% of FP17s Relating to Continuations	52	5,908	0.9%	1.6%	1.4%	1.2%
% of Patients satisfied with the dentistry they have received	7	9	N/A	94.2%	93.1%	92.8%
% of Patients satisfied with the time they had to wait for an appointment	7	9	N/A	88.8%	89.5%	88.7%

* This is based on patients treated on this contract for their most recent course of treatment. Figures in italics indicate the base number of FP17s or Patient Questionnaire responses are less than 100. N/A is shown where the base number of responses is less than 10 during the period. % is calculated as Quantity/Base number*100

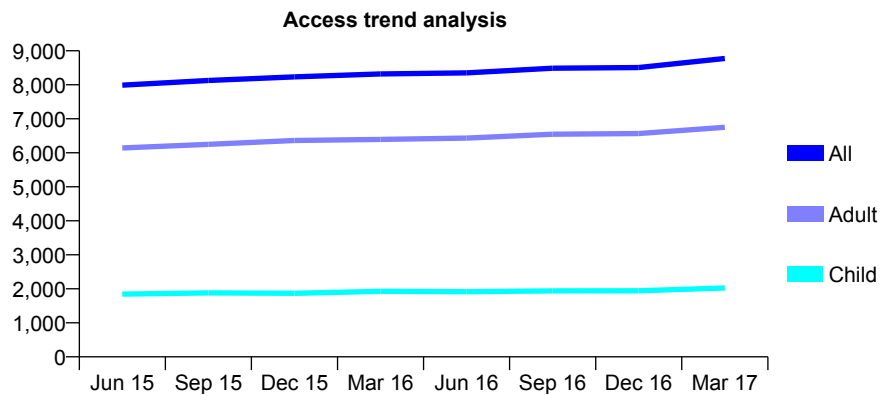
Q51 - Vital Signs At a Glance Contract Report for 149896/0001 - March 2017

Name or company name	Handsworth Dental Care
Contract type name	GDS Contract
Purpose of contract	General
Contract start date	30/10/2009
Contract end date	

16/17 Contracted general activity (UDA)	25,095
Carry forward general activity (UDA)	172
16/17 Contracted orthodontic activity (UOA)	0
Carry forward orthodontic activity (UOA)	0
Baseline contract value	£593,475.79

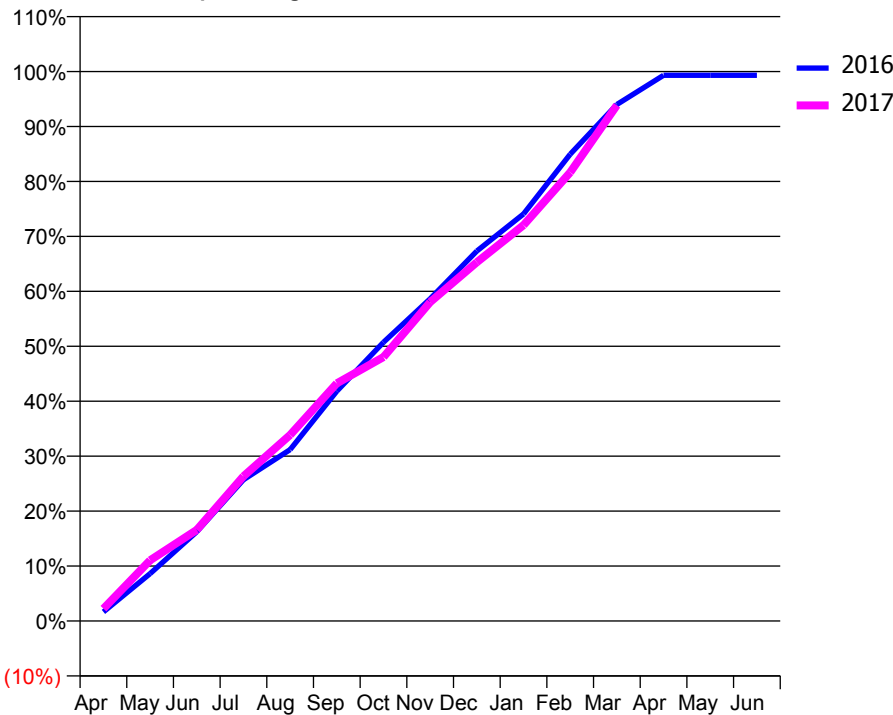
ACCESS*

Patients seen in 24 months	Total	Change since previous quarter
Quarter ending March 2016	8,319	
Quarter ending June 2016	8,351	→
Quarter ending September 2016	8,489	→
Quarter ending December 2016	8,507	→
Quarter ending March 2017	8,776	↑
Variance since March 2016	5.5%	↑



ACTIVITY

Cumulative percentage of contracted UDA delivered 2016 & 2017



Month	Adjusted Scheduled Activity (UDA)	
	2016	2017
April	415	562
May	2,168	2,773
June	4,079	4,165
July	6,453	6,610
August	7,829	8,495
September	10,493	10,857
October	12,730	12,052
November	14,717	14,564
December	16,897	16,387
January	18,592	18,078
February	21,320	20,487
March	23,586	23,555
April	24,921	
May	24,923	
June	24,922	

QUALITY

	Quantity	Base Number	Contract	AT	Region	England
% of FP17s for the same patient ID Re-attending within 3 months - Children	289	3,560	8.1%	10.5%	13.3%	12.3%
% of FP17s for the same patient ID Re-attending within 3 months - Adults	1,827	10,875	16.8%	15.4%	17.3%	16.7%
% of FP17s for the same patient ID Re-attending between 3 & 9 months - Children	2,429	3,560	68.2%	58.5%	58.9%	57.6%
% of FP17s for the same patient ID Re-attending between 3 & 9 months - Adults	6,083	10,875	55.9%	52.3%	52.2%	50.1%
% of FP17s for Band 1 Urgent Courses	1,034	12,816	8.1%	7.7%	9.2%	9.1%
% of FP17s Relating to Free Repair or Replacements	666	12,816	5.2%	1.3%	1.0%	0.8%
% of FP17s Relating to Continuations	176	12,816	1.4%	1.6%	1.4%	1.2%
% of Patients satisfied with the dentistry they have received	21	23	91.3%	94.2%	93.1%	92.8%
% of Patients satisfied with the time they had to wait for an appointment	22	23	95.7%	88.8%	89.5%	88.7%

* This is based on patients treated on this contract for their most recent course of treatment. Figures in italics indicate the base number of FP17s or Patient Questionnaire responses are less than 100. N/A is shown where the base number of responses is less than 10 during the period. % is calculated as Quantity/Base number*100

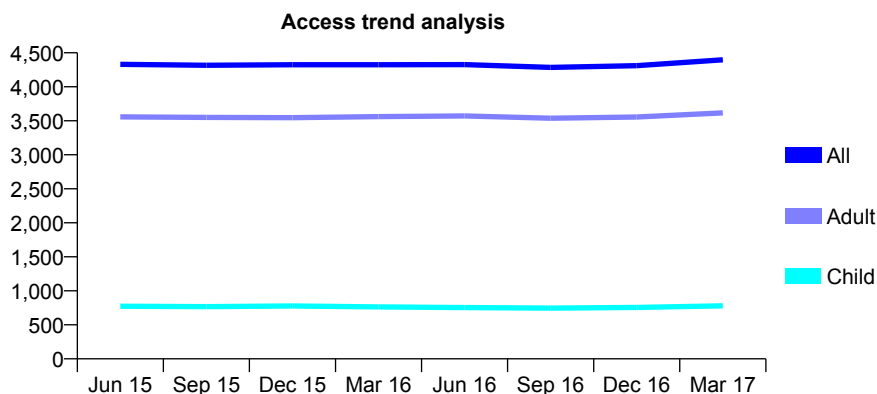
Q51 - Vital Signs At a Glance Contract Report for 150444/0001 - March 2017

Name or company name	Dore Dental Care
Contract type name	GDS Contract
Purpose of contract	General
Contract start date	01/04/2006
Contract end date	

16/17 Contracted general activity (UDA)	12,151
Carry forward general activity (UDA)	321
16/17 Contracted orthodontic activity (UOA)	0
Carry forward orthodontic activity (UOA)	0
Baseline contract value	£384,408.55

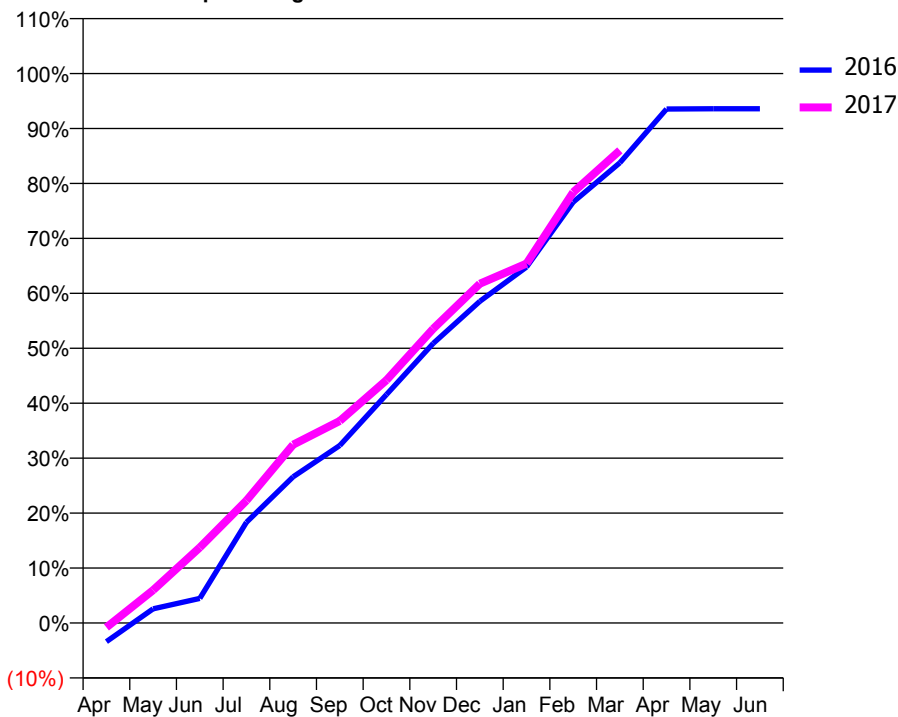
ACCESS*

Patients seen in 24 months	Total	Change since previous quarter
Quarter ending March 2016	4,325	
Quarter ending June 2016	4,326	→
Quarter ending September 2016	4,285	→
Quarter ending December 2016	4,311	→
Quarter ending March 2017	4,397	→
Variance since March 2016	1.7%	→



ACTIVITY

Cumulative percentage of contracted UDA delivered 2016 & 2017



Month	Adjusted Scheduled Activity (UDA)	
	2016	2017
April	-415	-98
May	315	728
June	543	1,670
July	2,227	2,709
August	3,234	3,945
September	3,926	4,468
October	5,051	5,371
November	6,182	6,505
December	7,114	7,502
January	7,872	7,948
February	9,308	9,525
March	10,177	10,453
April	11,365	
May	11,372	
June	11,372	

QUALITY

	Quantity	Base Number	Contract	AT	Region	England
% of FP17s for the same patient ID Re-attending within 3 months - Children	54	1,274	4.2%	10.5%	13.3%	12.3%
% of FP17s for the same patient ID Re-attending within 3 months - Adults	825	5,948	13.9%	15.4%	17.3%	16.7%
% of FP17s for the same patient ID Re-attending between 3 & 9 months - Children	898	1,274	70.5%	58.5%	58.9%	57.6%
% of FP17s for the same patient ID Re-attending between 3 & 9 months - Adults	4,009	5,948	67.4%	52.3%	52.2%	50.1%
% of FP17s for Band 1 Urgent Courses	308	6,611	4.7%	7.7%	9.2%	9.1%
% of FP17s Relating to Free Repair or Replacements	48	6,611	0.7%	1.3%	1.0%	0.8%
% of FP17s Relating to Continuations	189	6,611	2.9%	1.6%	1.4%	1.2%
% of Patients satisfied with the dentistry they have received	13	14	92.9%	94.2%	93.1%	92.8%
% of Patients satisfied with the time they had to wait for an appointment	14	14	100.0%	88.8%	89.5%	88.7%

* This is based on patients treated on this contract for their most recent course of treatment. Figures in italics indicate the base number of FP17s or Patient Questionnaire responses are less than 100. N/A is shown where the base number of responses is less than 10 during the period. % is calculated as Quantity/Base number*100

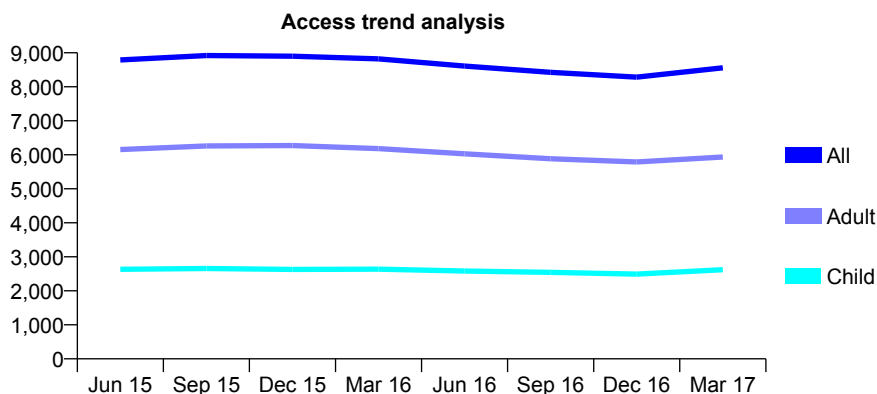
Q51 - Vital Signs At a Glance Contract Report for 151491/0001 - March 2017

Name or company name	A2 Dental Studio
Contract type name	GDS Contract
Purpose of contract	General
Contract start date	06/06/2011
Contract end date	

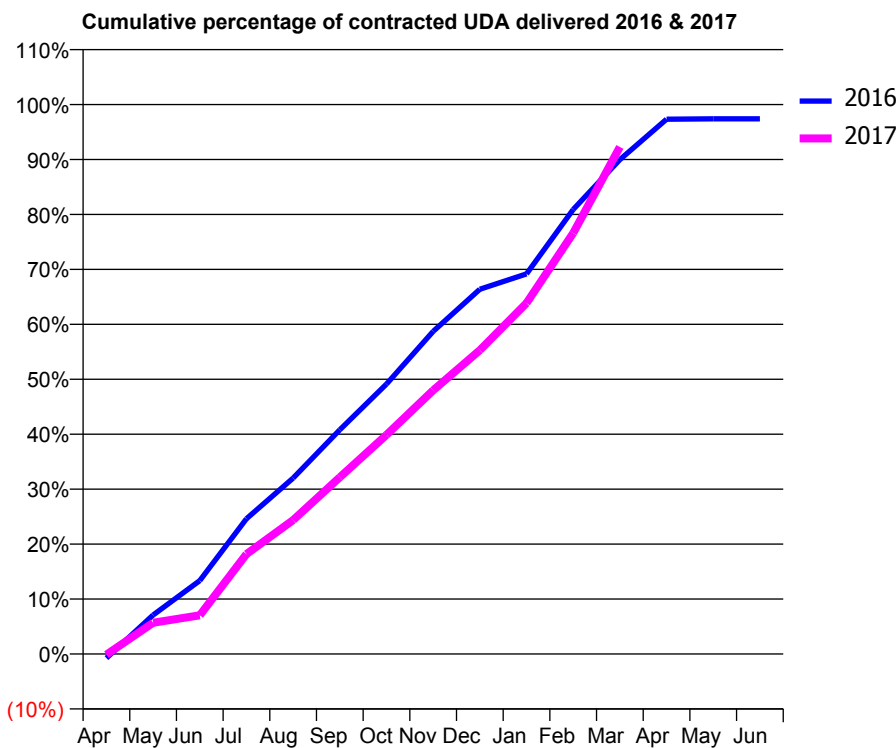
16/17 Contracted general activity (UDA)	22,823
Carry forward general activity (UDA)	597
16/17 Contracted orthodontic activity (UOA)	0
Carry forward orthodontic activity (UOA)	0
Baseline contract value	£733,513.71

ACCESS*

Patients seen in 24 months	Total	Change since previous quarter
Quarter ending March 2016	8,821	
Quarter ending June 2016	8,610	↓
Quarter ending September 2016	8,427	↓
Quarter ending December 2016	8,284	↓
Quarter ending March 2017	8,560	↑
Variance since March 2016	(3.0%)	↓



ACTIVITY



Month	Adjusted Scheduled Activity (UDA)	
	2016	2017
April	-175	-31
May	1,622	1,297
June	3,049	1,609
July	5,616	4,150
August	7,307	5,566
September	9,316	7,343
October	11,212	9,104
November	13,398	10,955
December	15,152	12,621
January	15,785	14,573
February	18,464	17,484
March	20,535	21,057
April	22,211	
May	22,226	
June	22,226	

QUALITY

	Quantity	Base Number	Contract	AT	Region	England
% of FP17s for the same patient ID Re-attending within 3 months - Children	240	3,367	7.1%	10.5%	13.3%	12.3%
% of FP17s for the same patient ID Re-attending within 3 months - Adults	1,183	7,487	15.8%	15.4%	17.3%	16.7%
% of FP17s for the same patient ID Re-attending between 3 & 9 months - Children	1,791	3,367	53.2%	58.5%	58.9%	57.6%
% of FP17s for the same patient ID Re-attending between 3 & 9 months - Adults	3,606	7,487	48.2%	52.3%	52.2%	50.1%
% of FP17s for Band 1 Urgent Courses	725	9,408	7.7%	7.7%	9.2%	9.1%
% of FP17s Relating to Free Repair or Replacements	145	9,408	1.5%	1.3%	1.0%	0.8%
% of FP17s Relating to Continuations	153	9,408	1.6%	1.6%	1.4%	1.2%
% of Patients satisfied with the dentistry they have received	8	8	N/A	94.2%	93.1%	92.8%
% of Patients satisfied with the time they had to wait for an appointment	8	8	N/A	88.8%	89.5%	88.7%

* This is based on patients treated on this contract for their most recent course of treatment. Figures in italics indicate the base number of FP17s or Patient Questionnaire responses are less than 100. N/A is shown where the base number of responses is less than 10 during the period. % is calculated as Quantity/Base number*100

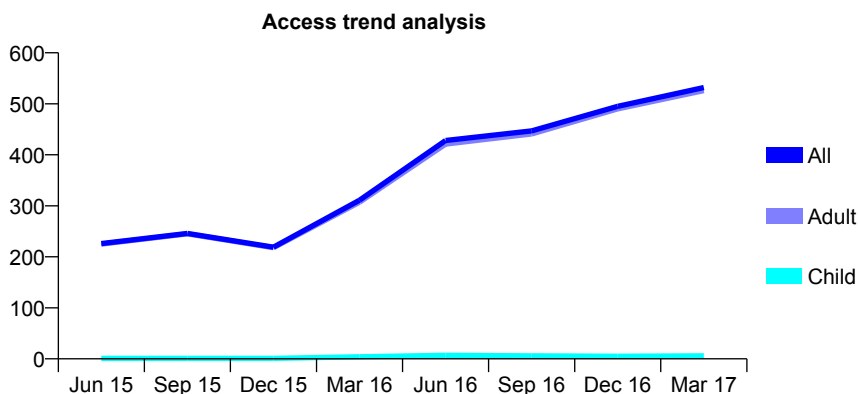
Q51 - Vital Signs At a Glance Contract Report for 151653/0003 - March 2017

Name or company name	The Forum Practice Ltd
Contract type name	PDS Contract
Purpose of contract	General
Contract start date	01/04/2012
Contract end date	31/03/2020

16/17 Contracted general activity (UDA)	1,800
Carry forward general activity (UDA)	0
16/17 Contracted orthodontic activity (UOA)	0
Carry forward orthodontic activity (UOA)	0
Baseline contract value	£72,976.88

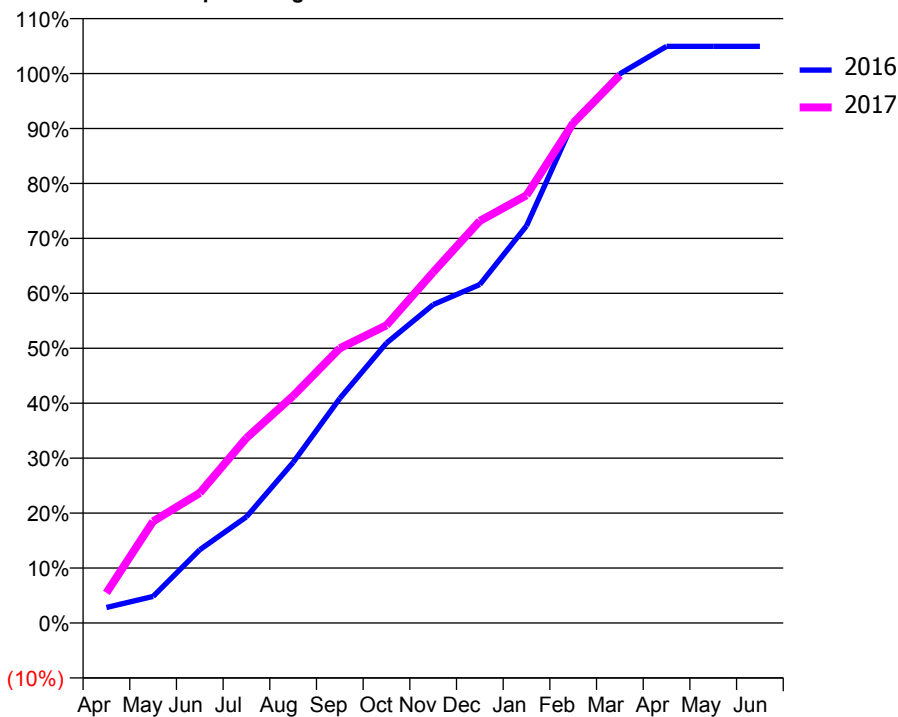
ACCESS*

Patients seen in 24 months	Total	Change since previous quarter
Quarter ending March 2016	311	
Quarter ending June 2016	428	↑
Quarter ending September 2016	447	↑
Quarter ending December 2016	495	↑
Quarter ending March 2017	532	↑
Variance since March 2016	71.1%	↑



ACTIVITY

Cumulative percentage of contracted UDA delivered 2016 & 2017



Month	Adjusted Scheduled Activity (UDA)	
	2016	2017
April	51	99
May	87	333
June	240	426
July	348	606
August	526	744
September	736	900
October	917	975
November	1,043	1,149
December	1,109	1,317
January	1,301	1,401
February	1,640	1,638
March	1,799	1,794
April	1,889	
May	1,889	
June	1,889	

QUALITY

	Quantity	Base Number	Contract	AT	Region	England
% of FP17s for the same patient ID Re-attending within 3 months - Children	3	16	18.8%	10.5%	13.3%	12.3%
% of FP17s for the same patient ID Re-attending within 3 months - Adults	45	612	7.4%	15.4%	17.3%	16.7%
% of FP17s for the same patient ID Re-attending between 3 & 9 months - Children	0	16	0.0%	58.5%	58.9%	57.6%
% of FP17s for the same patient ID Re-attending between 3 & 9 months - Adults	3	612	0.5%	52.3%	52.2%	50.1%
% of FP17s for Band 1 Urgent Courses	0	598	0.0%	7.7%	9.2%	9.1%
% of FP17s Relating to Free Repair or Replacements	0	598	0.0%	1.3%	1.0%	0.8%
% of FP17s Relating to Continuations	0	598	0.0%	1.6%	1.4%	1.2%
% of Patients satisfied with the dentistry they have received	0	0	N/A	94.2%	93.1%	92.8%
% of Patients satisfied with the time they had to wait for an appointment	0	0	N/A	88.8%	89.5%	88.7%

* This is based on patients treated on this contract for their most recent course of treatment. Figures in italics indicate the base number of FP17s or Patient Questionnaire responses are less than 100. N/A is shown where the base number of responses is less than 10 during the period. % is calculated as Quantity/Base number*100

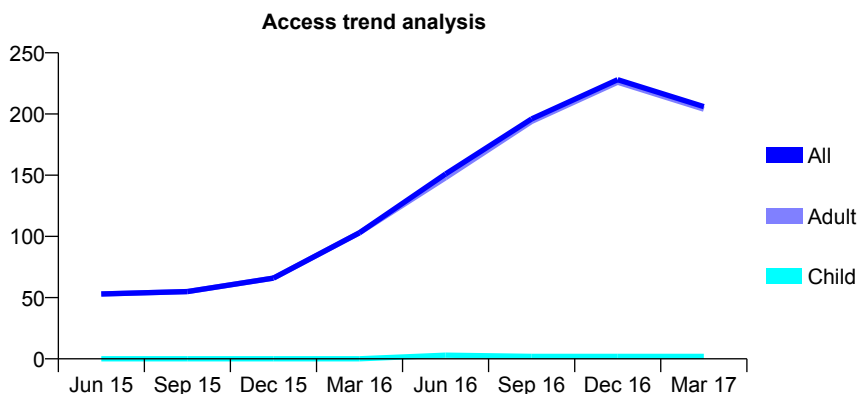
Q51 - Vital Signs At a Glance Contract Report for 151653/0004 - March 2017

Name or company name	The Forum Practice Ltd
Contract type name	PDS Contract
Purpose of contract	General
Contract start date	01/03/2012
Contract end date	30/04/2020

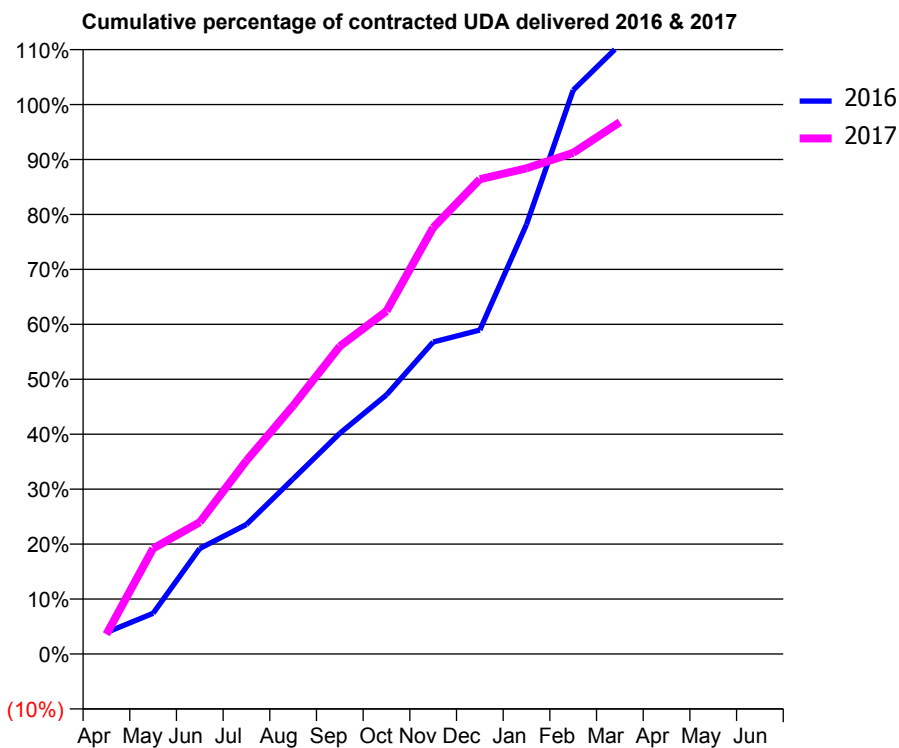
16/17 Contracted general activity (UDA)	750
Carry forward general activity (UDA)	0
16/17 Contracted orthodontic activity (UOA)	0
Carry forward orthodontic activity (UOA)	0
Baseline contract value	£34,694.24

ACCESS*

Patients seen in 24 months	Total	Change since previous quarter
Quarter ending March 2016	103	
Quarter ending June 2016	151	↑
Quarter ending September 2016	196	↑
Quarter ending December 2016	228	↑
Quarter ending March 2017	206	↓
Variance since March 2016	100.0%	↑



ACTIVITY



Month	Adjusted Scheduled Activity (UDA)	
	2016	2017
April	27	27
May	51	144
June	132	180
July	162	264
August	219	339
September	276	420
October	324	468
November	390	582
December	405	648
January	537	663
February	705	684
March	762	726
April	783	
May	783	
June	783	

QUALITY

	Quantity	Base Number	Contract	AT	Region	England
% of FP17s for the same patient ID Re-attending within 3 months - Children	0	3	0.0%	10.5%	13.3%	12.3%
% of FP17s for the same patient ID Re-attending within 3 months - Adults	20	246	8.1%	15.4%	17.3%	16.7%
% of FP17s for the same patient ID Re-attending between 3 & 9 months - Children	0	3	0.0%	58.5%	58.9%	57.6%
% of FP17s for the same patient ID Re-attending between 3 & 9 months - Adults	1	246	0.4%	52.3%	52.2%	50.1%
% of FP17s for Band 1 Urgent Courses	0	242	0.0%	7.7%	9.2%	9.1%
% of FP17s Relating to Free Repair or Replacements	0	242	0.0%	1.3%	1.0%	0.8%
% of FP17s Relating to Continuations	0	242	0.0%	1.6%	1.4%	1.2%
% of Patients satisfied with the dentistry they have received	0	0	N/A	94.2%	93.1%	92.8%
% of Patients satisfied with the time they had to wait for an appointment	0	0	N/A	88.8%	89.5%	88.7%

* This is based on patients treated on this contract for their most recent course of treatment. Figures in italics indicate the base number of FP17s or Patient Questionnaire responses are less than 100. N/A is shown where the base number of responses is less than 10 during the period. % is calculated as Quantity/Base number*100

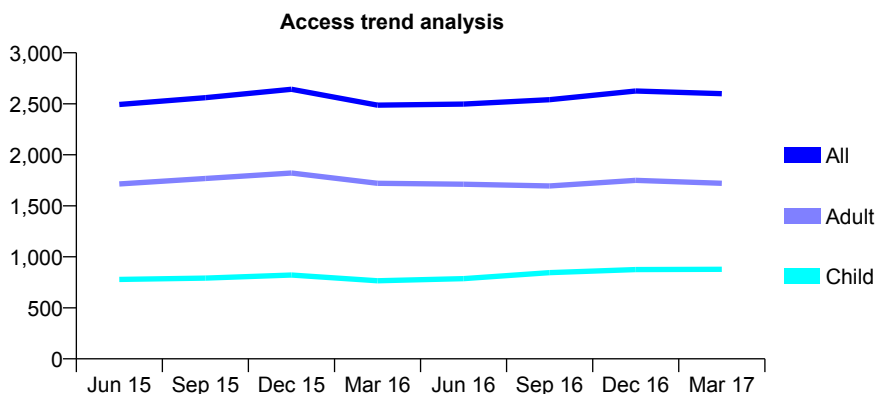
Q51 - Vital Signs At a Glance Contract Report for 152161/0001 - March 2017

Name or company name	Manor Dental Practice
Contract type name	GDS Contract
Purpose of contract	General
Contract start date	01/10/2007
Contract end date	

16/17 Contracted general activity (UDA)	8,728
Carry forward general activity (UDA)	-29
16/17 Contracted orthodontic activity (UOA)	0
Carry forward orthodontic activity (UOA)	0
Baseline contract value	£228,956.58

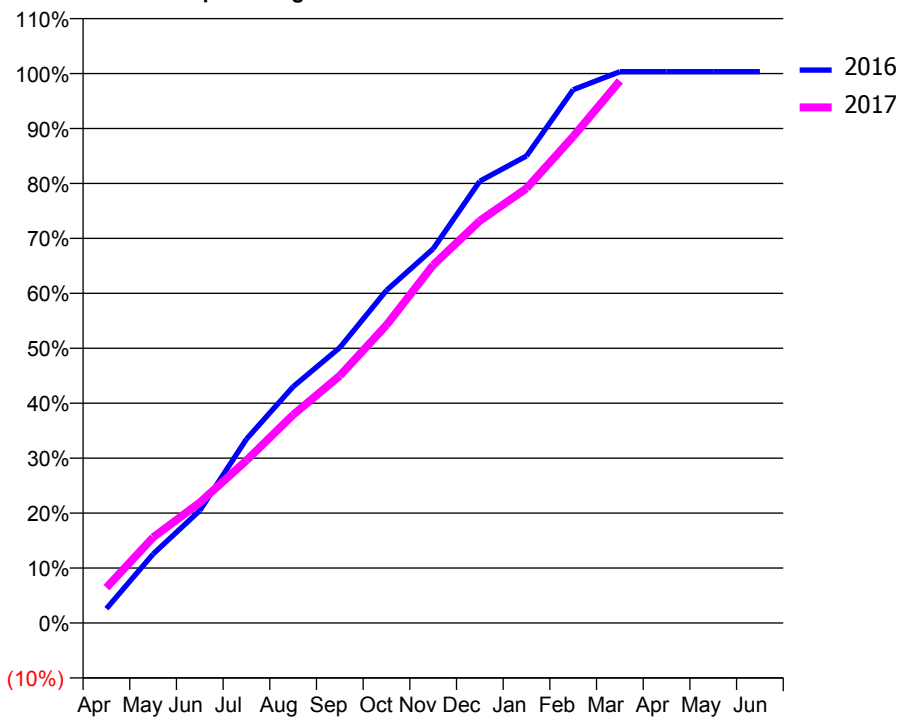
ACCESS*

Patients seen in 24 months	Total	Change since previous quarter
Quarter ending March 2016	2,487	
Quarter ending June 2016	2,498	→
Quarter ending September 2016	2,540	→
Quarter ending December 2016	2,625	↑
Quarter ending March 2017	2,599	→
Variance since March 2016	4.5%	↑



ACTIVITY

Cumulative percentage of contracted UDA delivered 2016 & 2017



Month	Adjusted Scheduled Activity (UDA)	
	2016	2017
April	227	562
May	1,097	1,360
June	1,786	1,914
July	2,922	2,584
August	3,753	3,306
September	4,375	3,928
October	5,282	4,732
November	5,944	5,685
December	7,017	6,388
January	7,419	6,904
February	8,471	7,727
March	8,757	8,610
April	8,757	
May	8,757	
June	8,757	

QUALITY

	Quantity	Base Number	Contract	AT	Region	England
% of FP17s for the same patient ID Re-attending within 3 months - Children	64	953	6.7%	10.5%	13.3%	12.3%
% of FP17s for the same patient ID Re-attending within 3 months - Adults	237	1,798	13.2%	15.4%	17.3%	16.7%
% of FP17s for the same patient ID Re-attending between 3 & 9 months - Children	354	953	37.1%	58.5%	58.9%	57.6%
% of FP17s for the same patient ID Re-attending between 3 & 9 months - Adults	652	1,798	36.3%	52.3%	52.2%	50.1%
% of FP17s for Band 1 Urgent Courses	278	2,751	10.1%	7.7%	9.2%	9.1%
% of FP17s Relating to Free Repair or Replacements	11	2,751	0.4%	1.3%	1.0%	0.8%
% of FP17s Relating to Continuations	18	2,751	0.7%	1.6%	1.4%	1.2%
% of Patients satisfied with the dentistry they have received	2	2	N/A	94.2%	93.1%	92.8%
% of Patients satisfied with the time they had to wait for an appointment	2	2	N/A	88.8%	89.5%	88.7%

* This is based on patients treated on this contract for their most recent course of treatment. Figures in italics indicate the base number of FP17s or Patient Questionnaire responses are less than 100. N/A is shown where the base number of responses is less than 10 during the period. % is calculated as Quantity/Base number*100

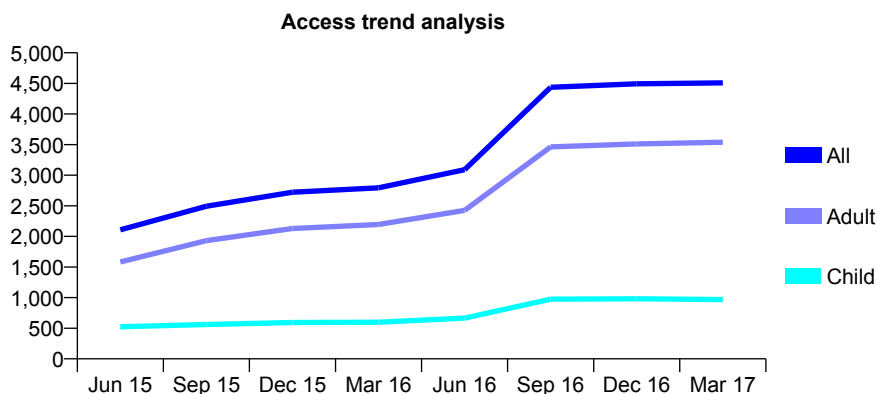
Q51 - Vital Signs At a Glance Contract Report for 152498/0001 - March 2017

Name or company name	Hatfield Dental Care Ltd
Contract type name	GDS Contract
Purpose of contract	General
Contract start date	01/10/2014
Contract end date	

16/17 Contracted general activity (UDA)	14,219
Carry forward general activity (UDA)	0
16/17 Contracted orthodontic activity (UOA)	0
Carry forward orthodontic activity (UOA)	0
Baseline contract value	£390,958.58

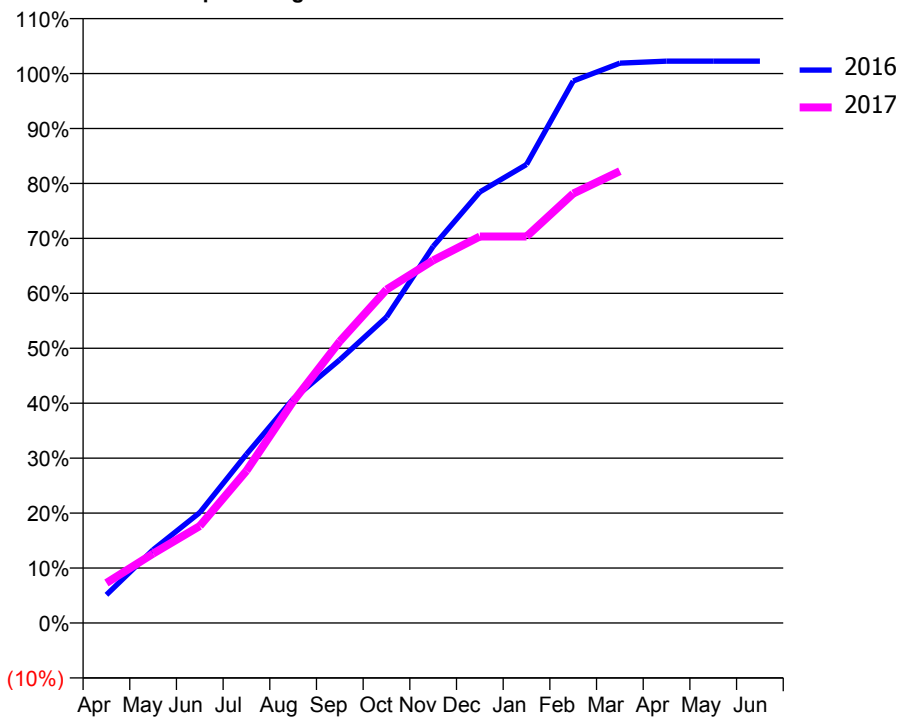
ACCESS*

Patients seen in 24 months	Total	Change since previous quarter
Quarter ending March 2016	2,794	
Quarter ending June 2016	3,091	↑
Quarter ending September 2016	4,437	↑
Quarter ending December 2016	4,493	→
Quarter ending March 2017	4,508	→
Variance since March 2016	61.3%	↑



ACTIVITY

Cumulative percentage of contracted UDA delivered 2016 & 2017



Month	Adjusted Scheduled Activity (UDA)	
	2016	2017
April	352	1,035
May	914	1,795
June	1,377	2,510
July	2,104	3,940
August	2,794	5,732
September	3,283	7,290
October	3,815	8,629
November	4,696	9,384
December	5,374	10,003
January	5,716	10,003
February	6,756	11,113
March	6,980	11,694
April	7,004	
May	7,003	
June	7,003	

QUALITY

	Quantity	Base Number	Contract	AT	Region	England
% of FP17s for the same patient ID Re-attending within 3 months - Children	112	1,362	8.2%	10.5%	13.3%	12.3%
% of FP17s for the same patient ID Re-attending within 3 months - Adults	526	4,779	11.0%	15.4%	17.3%	16.7%
% of FP17s for the same patient ID Re-attending between 3 & 9 months - Children	595	1,362	43.7%	58.5%	58.9%	57.6%
% of FP17s for the same patient ID Re-attending between 3 & 9 months - Adults	1,938	4,779	40.6%	52.3%	52.2%	50.1%
% of FP17s for Band 1 Urgent Courses	298	6,132	4.9%	7.7%	9.2%	9.1%
% of FP17s Relating to Free Repair or Replacements	62	6,132	1.0%	1.3%	1.0%	0.8%
% of FP17s Relating to Continuations	34	6,132	0.6%	1.6%	1.4%	1.2%
% of Patients satisfied with the dentistry they have received	5	7	N/A	94.2%	93.1%	92.8%
% of Patients satisfied with the time they had to wait for an appointment	6	7	N/A	88.8%	89.5%	88.7%

* This is based on patients treated on this contract for their most recent course of treatment. Figures in italics indicate the base number of FP17s or Patient Questionnaire responses are less than 100. N/A is shown where the base number of responses is less than 10 during the period. % is calculated as Quantity/Base number*100

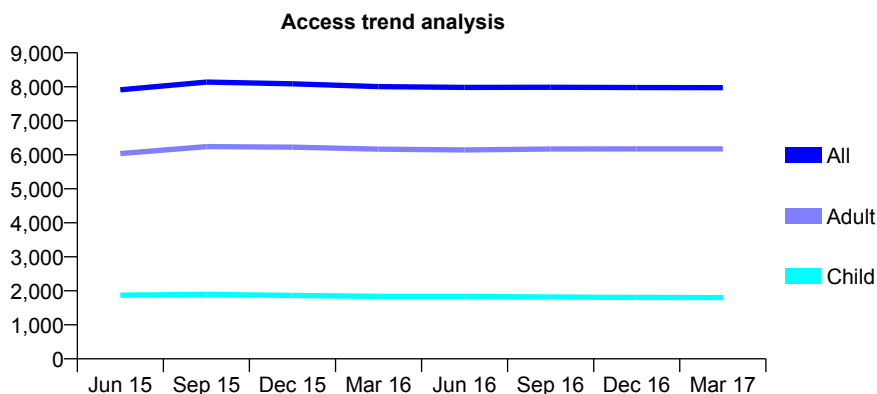
Q51 - Vital Signs At a Glance Contract Report for 153311/0001 - March 2017

Name or company name	Cantley Dental Centre Ltd
Contract type name	GDS Contract
Purpose of contract	General
Contract start date	01/10/2013
Contract end date	

16/17 Contracted general activity (UDA)	20,539
Carry forward general activity (UDA)	384
16/17 Contracted orthodontic activity (UOA)	0
Carry forward orthodontic activity (UOA)	0
Baseline contract value	£581,370.11

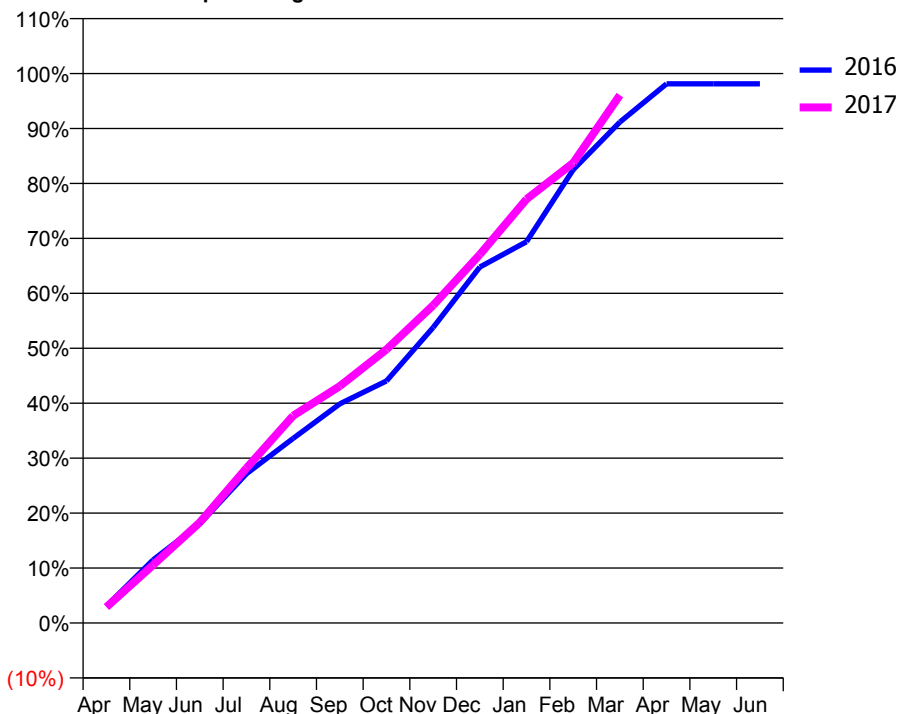
ACCESS*

Patients seen in 24 months	Total	Change since previous quarter
Quarter ending March 2016	8,005	
Quarter ending June 2016	7,984	→
Quarter ending September 2016	7,985	→
Quarter ending December 2016	7,980	→
Quarter ending March 2017	7,975	→
Variance since March 2016	(0.4%)	→



ACTIVITY

Cumulative percentage of contracted UDA delivered 2016 & 2017



Month	Adjusted Scheduled Activity (UDA)	
	2016	2017
April	636	597
May	2,358	2,169
June	3,707	3,762
July	5,577	5,788
August	6,901	7,747
September	8,193	8,855
October	9,049	10,223
November	11,046	11,875
December	13,304	13,773
January	14,251	15,841
February	16,942	17,196
March	18,725	19,732
April	20,153	
May	20,153	
June	20,155	

QUALITY

	Quantity	Base Number	Contract	AT	Region	England
% of FP17s for the same patient ID Re-attending within 3 months - Children	175	2,785	6.3%	10.5%	13.3%	12.3%
% of FP17s for the same patient ID Re-attending within 3 months - Adults	951	8,379	11.3%	15.4%	17.3%	16.7%
% of FP17s for the same patient ID Re-attending between 3 & 9 months - Children	1,593	2,785	57.2%	58.5%	58.9%	57.6%
% of FP17s for the same patient ID Re-attending between 3 & 9 months - Adults	4,183	8,379	49.9%	52.3%	52.2%	50.1%
% of FP17s for Band 1 Urgent Courses	243	10,532	2.3%	7.7%	9.2%	9.1%
% of FP17s Relating to Free Repair or Replacements	74	10,532	0.7%	1.3%	1.0%	0.8%
% of FP17s Relating to Continuations	382	10,532	3.6%	1.6%	1.4%	1.2%
% of Patients satisfied with the dentistry they have received	22	23	95.7%	94.2%	93.1%	92.8%
% of Patients satisfied with the time they had to wait for an appointment	20	23	87.0%	88.8%	89.5%	88.7%

* This is based on patients treated on this contract for their most recent course of treatment. Figures in italics indicate the base number of FP17s or Patient Questionnaire responses are less than 100. N/A is shown where the base number of responses is less than 10 during the period. % is calculated as Quantity/Base number*100

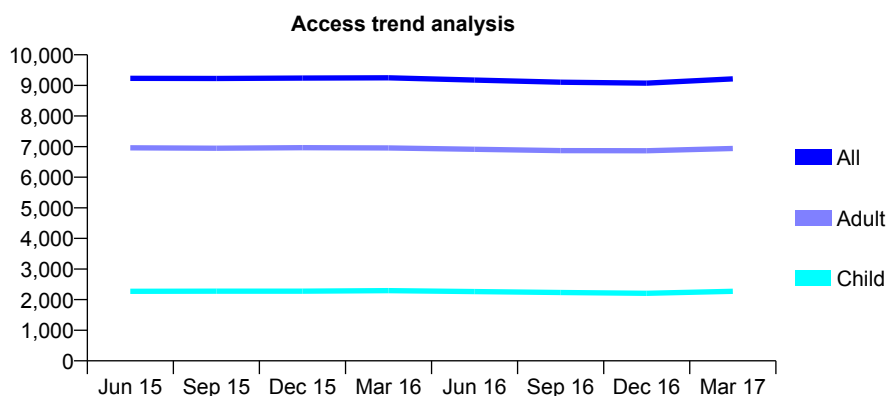
Q51 - Vital Signs At a Glance Contract Report for 153737/0001 - March 2017

Name or company name	Michael & Margaret Naylor
Contract type name	GDS Contract
Purpose of contract	General
Contract start date	01/04/2006
Contract end date	

16/17 Contracted general activity (UDA)	25,958
Carry forward general activity (UDA)	-26
16/17 Contracted orthodontic activity (UOA)	0
Carry forward orthodontic activity (UOA)	0
Baseline contract value	£853,083.11

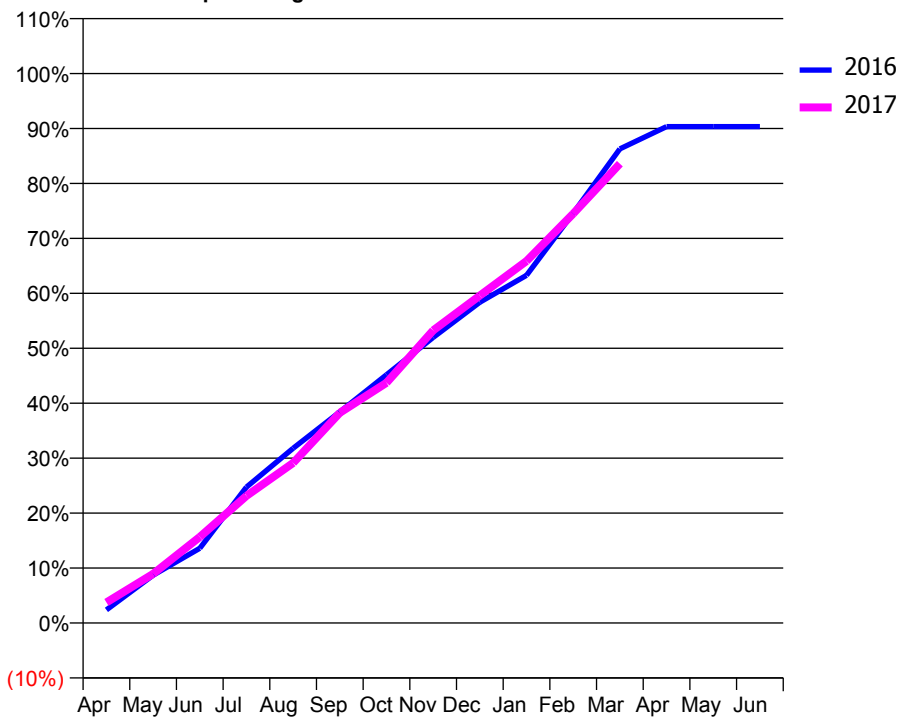
ACCESS*

Patients seen in 24 months	Total	Change since previous quarter
Quarter ending March 2016	9,250	
Quarter ending June 2016	9,174	→
Quarter ending September 2016	9,103	→
Quarter ending December 2016	9,074	→
Quarter ending March 2017	9,214	→
Variance since March 2016	(0.4%)	→



ACTIVITY

Cumulative percentage of contracted UDA delivered 2016 & 2017



Month	Adjusted Scheduled Activity (UDA)	
	2016	2017
April	624	974
May	2,278	2,324
June	3,555	4,067
July	6,469	6,009
August	8,316	7,563
September	10,050	9,931
October	11,810	11,351
November	13,588	13,821
December	15,267	15,467
January	16,545	17,098
February	19,505	19,335
March	22,563	21,696
April	23,625	
May	23,621	
June	23,621	

QUALITY

	Quantity	Base Number	Contract	AT	Region	England
% of FP17s for the same patient ID Re-attending within 3 months - Children	483	3,905	12.4%	10.5%	13.3%	12.3%
% of FP17s for the same patient ID Re-attending within 3 months - Adults	1,539	10,151	15.2%	15.4%	17.3%	16.7%
% of FP17s for the same patient ID Re-attending between 3 & 9 months - Children	2,410	3,905	61.7%	58.5%	58.9%	57.6%
% of FP17s for the same patient ID Re-attending between 3 & 9 months - Adults	5,497	10,151	54.2%	52.3%	52.2%	50.1%
% of FP17s for Band 1 Urgent Courses	807	12,148	6.6%	7.7%	9.2%	9.1%
% of FP17s Relating to Free Repair or Replacements	270	12,148	2.2%	1.3%	1.0%	0.8%
% of FP17s Relating to Continuations	140	12,148	1.2%	1.6%	1.4%	1.2%
% of Patients satisfied with the dentistry they have received	41	43	95.3%	94.2%	93.1%	92.8%
% of Patients satisfied with the time they had to wait for an appointment	36	43	83.7%	88.8%	89.5%	88.7%

* This is based on patients treated on this contract for their most recent course of treatment. Figures in italics indicate the base number of FP17s or Patient Questionnaire responses are less than 100. N/A is shown where the base number of responses is less than 10 during the period. % is calculated as Quantity/Base number*100

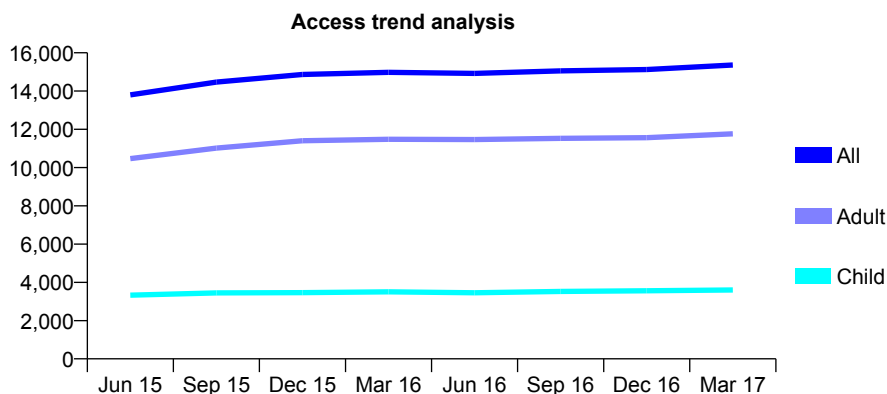
Q51 - Vital Signs At a Glance Contract Report for 153737/0003 - March 2017

Name or company name	Michael & Margaret Naylor
Contract type name	GDS Contract
Purpose of contract	General
Contract start date	01/12/2013
Contract end date	

16/17 Contracted general activity (UDA)	45,179
Carry forward general activity (UDA)	707
16/17 Contracted orthodontic activity (UOA)	0
Carry forward orthodontic activity (UOA)	0
Baseline contract value	£1,455,389.98

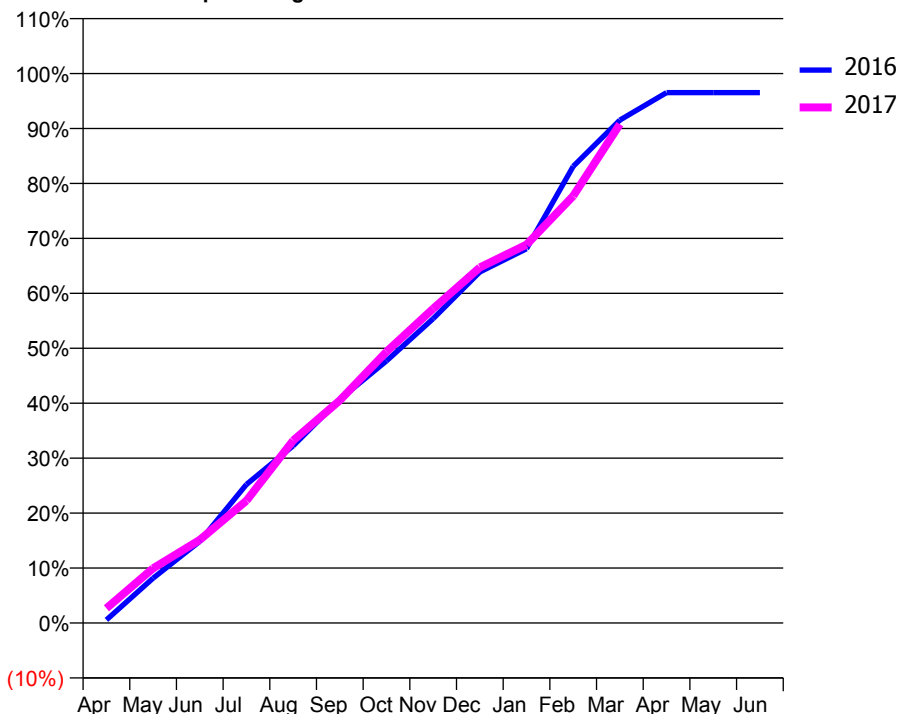
ACCESS*

Patients seen in 24 months	Total	Change since previous quarter
Quarter ending March 2016	14,977	
Quarter ending June 2016	14,922	→
Quarter ending September 2016	15,054	→
Quarter ending December 2016	15,123	→
Quarter ending March 2017	15,364	→
Variance since March 2016	2.6%	↑



ACTIVITY

Cumulative percentage of contracted UDA delivered 2016 & 2017



Month	Adjusted Scheduled Activity (UDA)	
	2016	2017
April	262	1,208
May	3,692	4,504
June	6,716	6,841
July	11,400	10,057
August	14,566	15,008
September	18,396	18,301
October	21,549	22,304
November	25,028	25,850
December	28,865	29,234
January	30,768	31,112
February	37,539	35,110
March	41,350	41,006
April	43,608	
May	43,605	
June	43,605	

QUALITY

	Quantity	Base Number	Contract	AT	Region	England
% of FP17s for the same patient ID Re-attending within 3 months - Children	528	5,754	9.2%	10.5%	13.3%	12.3%
% of FP17s for the same patient ID Re-attending within 3 months - Adults	2,829	17,602	16.1%	15.4%	17.3%	16.7%
% of FP17s for the same patient ID Re-attending between 3 & 9 months - Children	3,495	5,754	60.7%	58.5%	58.9%	57.6%
% of FP17s for the same patient ID Re-attending between 3 & 9 months - Adults	9,442	17,602	53.6%	52.3%	52.2%	50.1%
% of FP17s for Band 1 Urgent Courses	1,887	21,863	8.6%	7.7%	9.2%	9.1%
% of FP17s Relating to Free Repair or Replacements	627	21,863	2.9%	1.3%	1.0%	0.8%
% of FP17s Relating to Continuations	169	21,863	0.8%	1.6%	1.4%	1.2%
% of Patients satisfied with the dentistry they have received	39	39	100.0%	94.2%	93.1%	92.8%
% of Patients satisfied with the time they had to wait for an appointment	37	39	94.9%	88.8%	89.5%	88.7%

* This is based on patients treated on this contract for their most recent course of treatment. Figures in italics indicate the base number of FP17s or Patient Questionnaire responses are less than 100. N/A is shown where the base number of responses is less than 10 during the period. % is calculated as Quantity/Base number*100

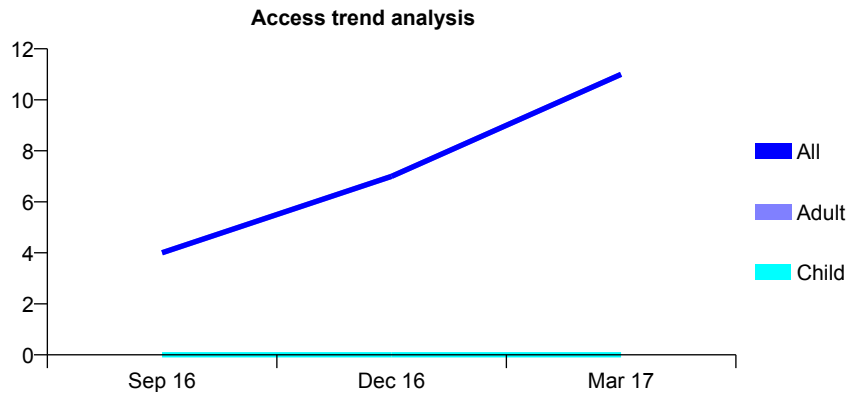
Q51 - Vital Signs At a Glance Contract Report for 153737/0004 - March 2017

Name or company name	Michael & Margaret Naylor
Contract type name	GDS Contract
Purpose of contract	General
Contract start date	01/05/2015
Contract end date	

16/17 Contracted general activity (UDA)	849
Carry forward general activity (UDA)	0
16/17 Contracted orthodontic activity (UOA)	0
Carry forward orthodontic activity (UOA)	0
Baseline contract value	£27,986.25

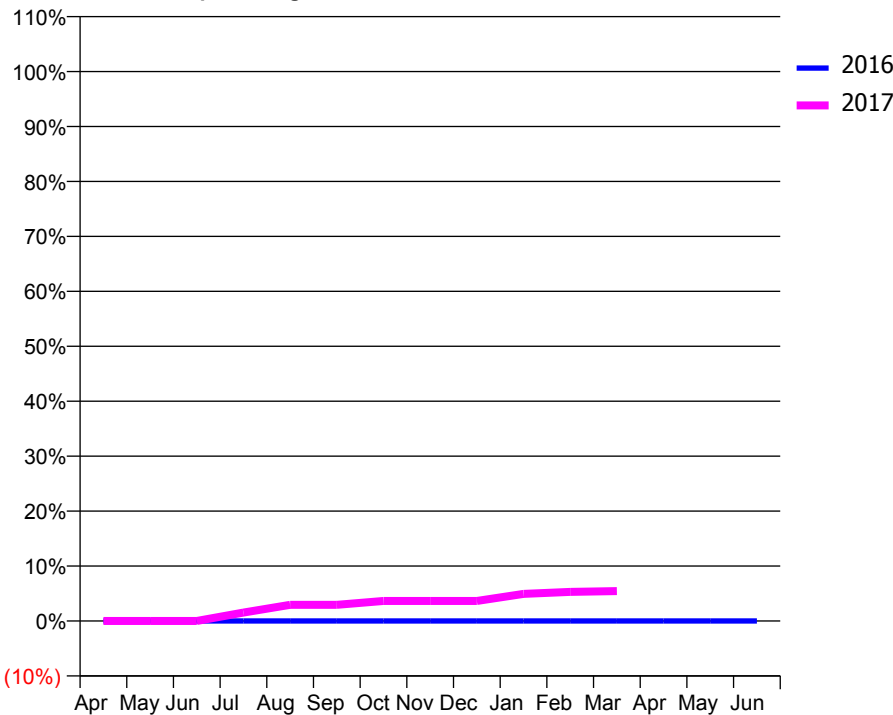
ACCESS*

Patients seen in 24 months	Total	Change since previous quarter
Quarter ending March 2016	0	
Quarter ending June 2016	0	
Quarter ending September 2016	4	↑
Quarter ending December 2016	7	↑
Quarter ending March 2017	11	↑
Variance since March 2016	N/A	



ACTIVITY

Cumulative percentage of contracted UDA delivered 2016 & 2017



Month	Adjusted Scheduled Activity (UDA)	
	2016	2017
April	0	0
May	0	0
June	0	0
July	0	13
August	0	25
September	0	25
October	0	31
November	0	31
December	0	31
January	0	42
February	0	45
March	0	46
April	0	
May	0	
June	0	

QUALITY

	Quantity	Base Number	Contract	AT	Region	England
% of FP17s for the same patient ID Re-attending within 3 months - Children	0	0	N/A	10.5%	13.3%	12.3%
% of FP17s for the same patient ID Re-attending within 3 months - Adults	0	12	0.0%	15.4%	17.3%	16.7%
% of FP17s for the same patient ID Re-attending between 3 & 9 months - Children	0	0	N/A	58.5%	58.9%	57.6%
% of FP17s for the same patient ID Re-attending between 3 & 9 months - Adults	0	12	0.0%	52.3%	52.2%	50.1%
% of FP17s for Band 1 Urgent Courses	1	12	8.3%	7.7%	9.2%	9.1%
% of FP17s Relating to Free Repair or Replacements	0	12	0.0%	1.3%	1.0%	0.8%
% of FP17s Relating to Continuations	0	12	0.0%	1.6%	1.4%	1.2%
% of Patients satisfied with the dentistry they have received	0	0	N/A	94.2%	93.1%	92.8%
% of Patients satisfied with the time they had to wait for an appointment	0	0	N/A	88.8%	89.5%	88.7%

* This is based on patients treated on this contract for their most recent course of treatment. Figures in italics indicate the base number of FP17s or Patient Questionnaire responses are less than 100. N/A is shown where the base number of responses is less than 10 during the period. % is calculated as Quantity/Base number*100

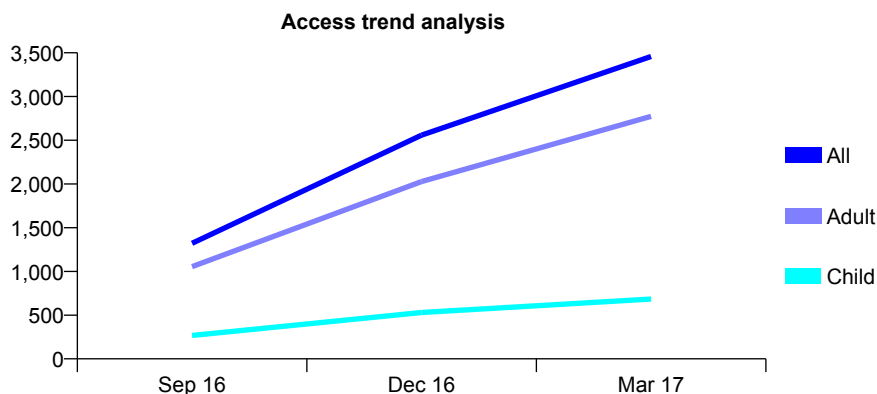
Q51 - Vital Signs At a Glance Contract Report for 153788/0001 - March 2017

Name or company name	Mr R Joseph
Contract type name	GDS Contract
Purpose of contract	General
Contract start date	01/01/2016
Contract end date	

16/17 Contracted general activity (UDA)	15,000
Carry forward general activity (UDA)	514
16/17 Contracted orthodontic activity (UOA)	0
Carry forward orthodontic activity (UOA)	0
Baseline contract value	£481,666.46

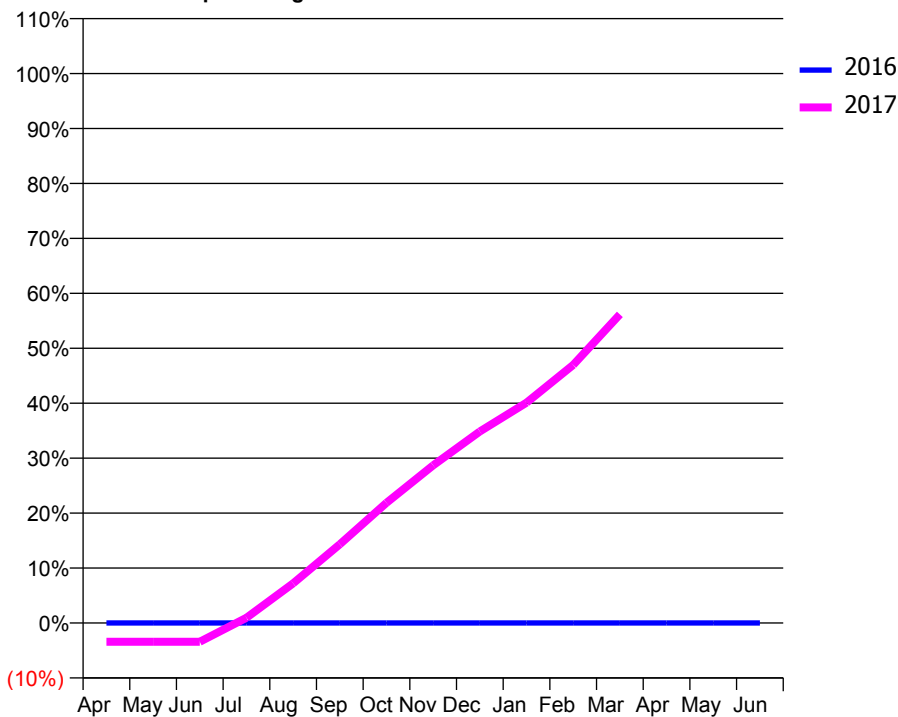
ACCESS*

Patients seen in 24 months	Total	Change since previous quarter
Quarter ending March 2016	0	
Quarter ending June 2016	0	
Quarter ending September 2016	1,322	↑
Quarter ending December 2016	2,558	↑
Quarter ending March 2017	3,458	↑
Variance since March 2016	N/A	



ACTIVITY

Cumulative percentage of contracted UDA delivered 2016 & 2017



Month	Adjusted Scheduled Activity (UDA)	
	2016	2017
April	0	-514
May	0	-514
June	0	-514
July	0	145
August	0	1,081
September	0	2,151
October	0	3,281
November	0	4,304
December	0	5,230
January	0	6,017
February	0	7,044
March	0	8,425
April	0	
May	0	
June	0	

QUALITY

	Quantity	Base Number	Contract	AT	Region	England
% of FP17s for the same patient ID Re-attending within 3 months - Children	47	922	5.1%	10.5%	13.3%	12.3%
% of FP17s for the same patient ID Re-attending within 3 months - Adults	319	3,724	8.6%	15.4%	17.3%	16.7%
% of FP17s for the same patient ID Re-attending between 3 & 9 months - Children	142	922	15.4%	58.5%	58.9%	57.6%
% of FP17s for the same patient ID Re-attending between 3 & 9 months - Adults	600	3,724	16.1%	52.3%	52.2%	50.1%
% of FP17s for Band 1 Urgent Courses	240	4,187	5.7%	7.7%	9.2%	9.1%
% of FP17s Relating to Free Repair or Replacements	129	4,187	3.1%	1.3%	1.0%	0.8%
% of FP17s Relating to Continuations	39	4,187	0.9%	1.6%	1.4%	1.2%
% of Patients satisfied with the dentistry they have received	9	9	N/A	94.2%	93.1%	92.8%
% of Patients satisfied with the time they had to wait for an appointment	8	9	N/A	88.8%	89.5%	88.7%

* This is based on patients treated on this contract for their most recent course of treatment. Figures in italics indicate the base number of FP17s or Patient Questionnaire responses are less than 100. N/A is shown where the base number of responses is less than 10 during the period. % is calculated as Quantity/Base number*100

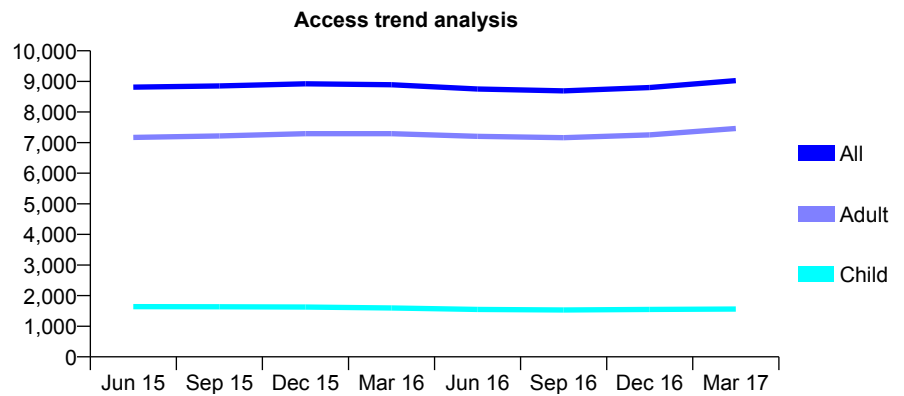
Q51 - Vital Signs At a Glance Contract Report for 153826/0001 - March 2017

Name or company name	School Road Dental Practice
Contract type name	GDS Contract
Purpose of contract	General
Contract start date	01/04/2006
Contract end date	

16/17 Contracted general activity (UDA)	26,832
Carry forward general activity (UDA)	33
16/17 Contracted orthodontic activity (UOA)	0
Carry forward orthodontic activity (UOA)	0
Baseline contract value	£753,010.83

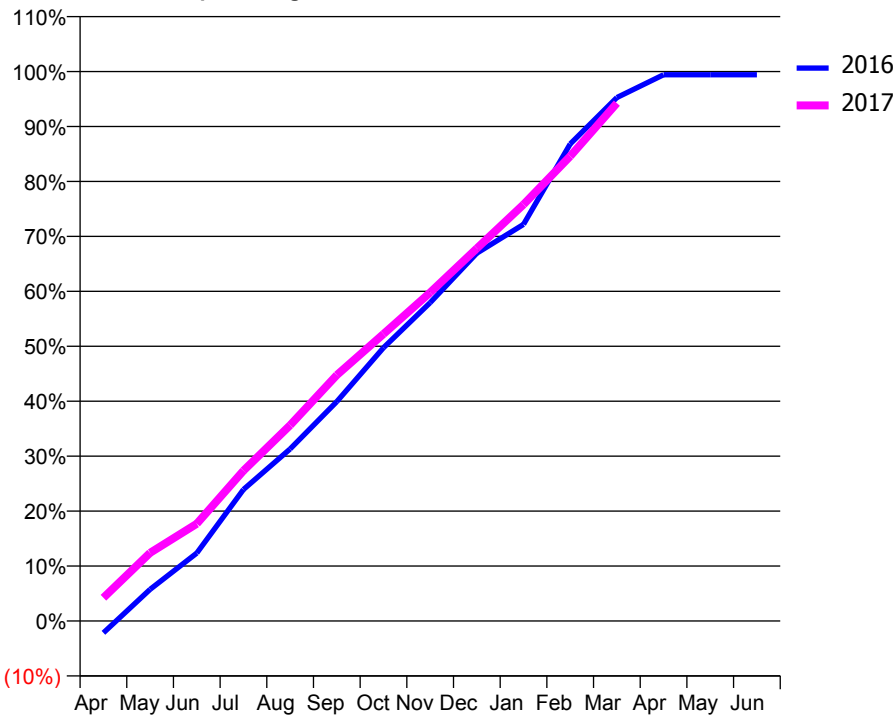
ACCESS*

Patients seen in 24 months	Total	Change since previous quarter
Quarter ending March 2016	8,889	
Quarter ending June 2016	8,753	↓
Quarter ending September 2016	8,690	→
Quarter ending December 2016	8,800	→
Quarter ending March 2017	9,025	↑
Variance since March 2016	1.5%	→



ACTIVITY

Cumulative percentage of contracted UDA delivered 2016 & 2017



Month	Adjusted Scheduled Activity (UDA)	
	2016	2017
April	-580	1,137
May	1,543	3,328
June	3,318	4,751
July	6,424	7,338
August	8,403	9,563
September	10,717	12,007
October	13,345	14,013
November	15,547	16,038
December	17,959	18,196
January	19,369	20,337
February	23,293	22,695
March	25,557	25,288
April	26,672	
May	26,672	
June	26,674	

QUALITY

	Quantity	Base Number	Contract	AT	Region	England
% of FP17s for the same patient ID Re-attending within 3 months - Children	221	2,794	7.9%	10.5%	13.3%	12.3%
% of FP17s for the same patient ID Re-attending within 3 months - Adults	1,801	12,287	14.7%	15.4%	17.3%	16.7%
% of FP17s for the same patient ID Re-attending between 3 & 9 months - Children	1,949	2,794	69.8%	58.5%	58.9%	57.6%
% of FP17s for the same patient ID Re-attending between 3 & 9 months - Adults	7,666	12,287	62.4%	52.3%	52.2%	50.1%
% of FP17s for Band 1 Urgent Courses	745	14,517	5.1%	7.7%	9.2%	9.1%
% of FP17s Relating to Free Repair or Replacements	259	14,517	1.8%	1.3%	1.0%	0.8%
% of FP17s Relating to Continuations	123	14,517	0.8%	1.6%	1.4%	1.2%
% of Patients satisfied with the dentistry they have received	23	26	88.5%	94.2%	93.1%	92.8%
% of Patients satisfied with the time they had to wait for an appointment	25	26	96.2%	88.8%	89.5%	88.7%

* This is based on patients treated on this contract for their most recent course of treatment. Figures in italics indicate the base number of FP17s or Patient Questionnaire responses are less than 100. N/A is shown where the base number of responses is less than 10 during the period. % is calculated as Quantity/Base number*100

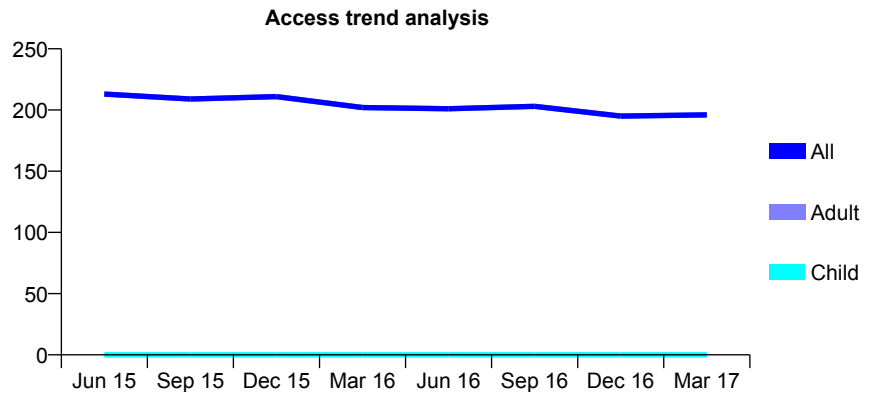
Q51 - Vital Signs At a Glance Contract Report for 153826/0002 - March 2017

Name or company name	School Road Dental Practice
Contract type name	GDS Contract
Purpose of contract	General
Contract start date	01/04/2008
Contract end date	

16/17 Contracted general activity (UDA)	675
Carry forward general activity (UDA)	0
16/17 Contracted orthodontic activity (UOA)	0
Carry forward orthodontic activity (UOA)	0
Baseline contract value	£38,368.12

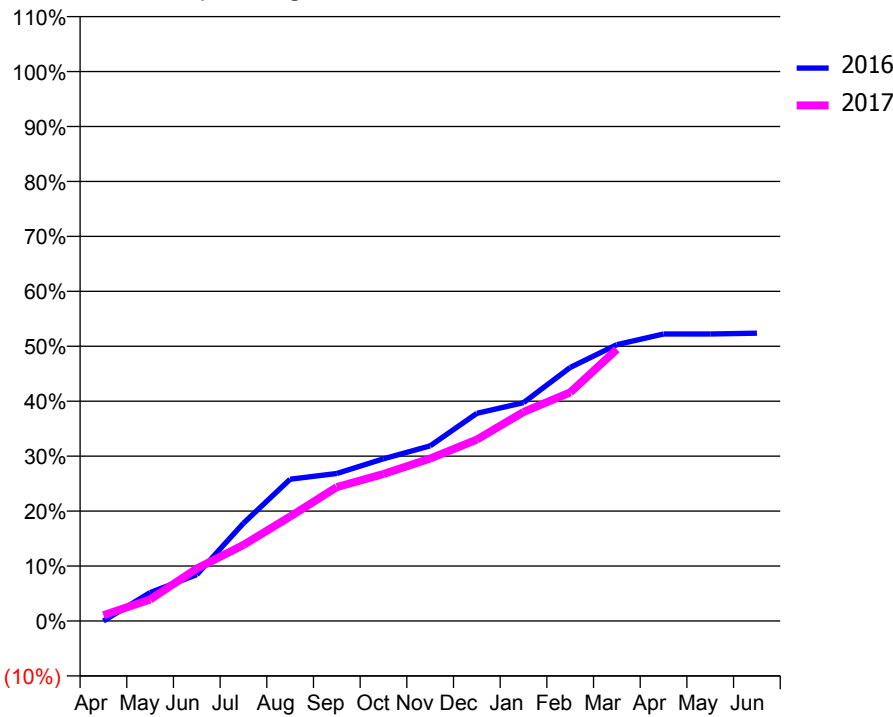
ACCESS*

Patients seen in 24 months	Total	Change since previous quarter
Quarter ending March 2016	202	
Quarter ending June 2016	201	→
Quarter ending September 2016	203	→
Quarter ending December 2016	195	↓
Quarter ending March 2017	196	→
Variance since March 2016	(3.0%)	↓



ACTIVITY

Cumulative percentage of contracted UDA delivered 2016 & 2017



Month	Adjusted Scheduled Activity (UDA)	
	2016	2017
April	0	7
May	35	26
June	57	64
July	120	93
August	174	128
September	181	165
October	199	181
November	215	200
December	255	223
January	268	257
February	311	281
March	339	334
April	353	
May	353	
June	354	

QUALITY

	Quantity	Base Number	Contract	AT	Region	England
% of FP17s for the same patient ID Re-attending within 3 months - Children	0	0	N/A	10.5%	13.3%	12.3%
% of FP17s for the same patient ID Re-attending within 3 months - Adults	21	194	10.8%	15.4%	17.3%	16.7%
% of FP17s for the same patient ID Re-attending between 3 & 9 months - Children	0	0	N/A	58.5%	58.9%	57.6%
% of FP17s for the same patient ID Re-attending between 3 & 9 months - Adults	69	194	35.6%	52.3%	52.2%	50.1%
% of FP17s for Band 1 Urgent Courses	4	181	2.2%	7.7%	9.2%	9.1%
% of FP17s Relating to Free Repair or Replacements	0	181	0.0%	1.3%	1.0%	0.8%
% of FP17s Relating to Continuations	1	181	0.6%	1.6%	1.4%	1.2%
% of Patients satisfied with the dentistry they have received	0	0	N/A	94.2%	93.1%	92.8%
% of Patients satisfied with the time they had to wait for an appointment	0	0	N/A	88.8%	89.5%	88.7%

* This is based on patients treated on this contract for their most recent course of treatment. Figures in italics indicate the base number of FP17s or Patient Questionnaire responses are less than 100. N/A is shown where the base number of responses is less than 10 during the period. % is calculated as Quantity/Base number*100

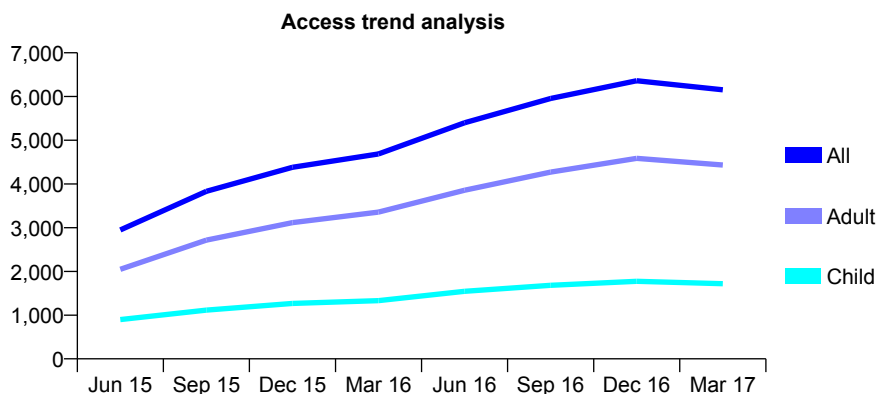
Q51 - Vital Signs At a Glance Contract Report for 155136/0001 - March 2017

Name or company name	Al-Kufaishi and Hanji Partnership
Contract type name	GDS Contract
Purpose of contract	General
Contract start date	01/01/2015
Contract end date	

16/17 Contracted general activity (UDA)	18,547
Carry forward general activity (UDA)	0
16/17 Contracted orthodontic activity (UOA)	0
Carry forward orthodontic activity (UOA)	0
Baseline contract value	£532,201.42

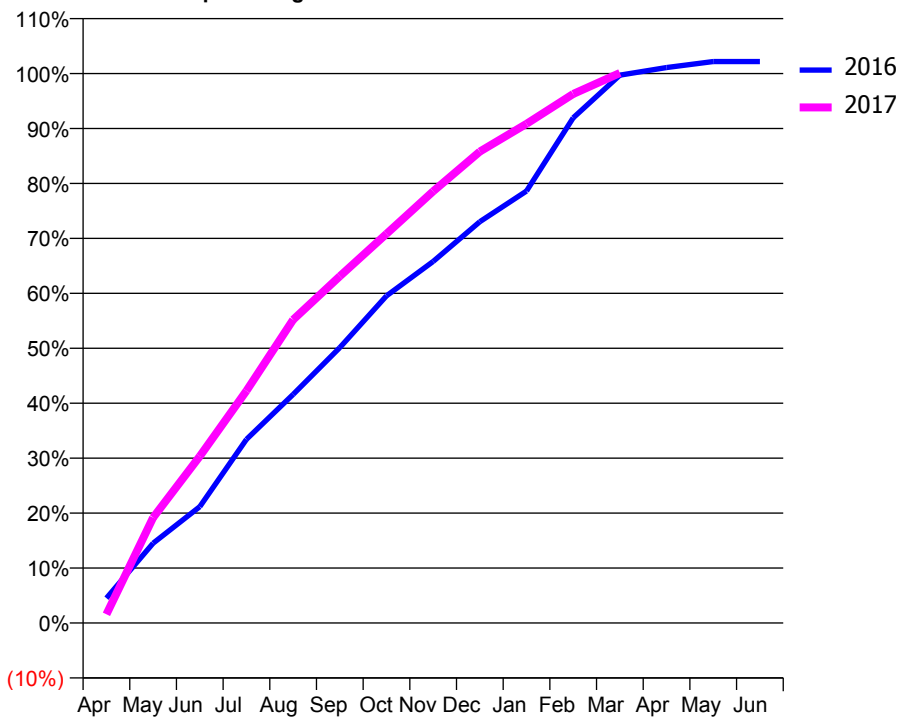
ACCESS*

Patients seen in 24 months	Total	Change since previous quarter
Quarter ending March 2016	4,688	
Quarter ending June 2016	5,400	↑
Quarter ending September 2016	5,954	↑
Quarter ending December 2016	6,360	↑
Quarter ending March 2017	6,153	↓
Variance since March 2016	31.3%	↑



ACTIVITY

Cumulative percentage of contracted UDA delivered 2016 & 2017



Month	Adjusted Scheduled Activity (UDA)	
	2016	2017
April	839	293
May	2,694	3,560
June	3,928	5,628
July	6,198	7,837
August	7,718	10,237
September	9,295	11,706
October	11,041	13,134
November	12,203	14,570
December	13,545	15,913
January	14,582	16,850
February	17,049	17,856
March	18,493	18,562
April	18,750	
May	18,951	
June	18,952	

QUALITY

	Quantity	Base Number	Contract	AT	Region	England
% of FP17s for the same patient ID Re-attending within 3 months - Children	169	2,044	8.3%	10.5%	13.3%	12.3%
% of FP17s for the same patient ID Re-attending within 3 months - Adults	788	5,173	15.2%	15.4%	17.3%	16.7%
% of FP17s for the same patient ID Re-attending between 3 & 9 months - Children	800	2,044	39.1%	58.5%	58.9%	57.6%
% of FP17s for the same patient ID Re-attending between 3 & 9 months - Adults	2,083	5,173	40.3%	52.3%	52.2%	50.1%
% of FP17s for Band 1 Urgent Courses	418	7,036	5.9%	7.7%	9.2%	9.1%
% of FP17s Relating to Free Repair or Replacements	37	7,036	0.5%	1.3%	1.0%	0.8%
% of FP17s Relating to Continuations	57	7,036	0.8%	1.6%	1.4%	1.2%
% of Patients satisfied with the dentistry they have received	13	13	100.0%	94.2%	93.1%	92.8%
% of Patients satisfied with the time they had to wait for an appointment	11	13	84.6%	88.8%	89.5%	88.7%

* This is based on patients treated on this contract for their most recent course of treatment. Figures in italics indicate the base number of FP17s or Patient Questionnaire responses are less than 100. N/A is shown where the base number of responses is less than 10 during the period. % is calculated as Quantity/Base number*100

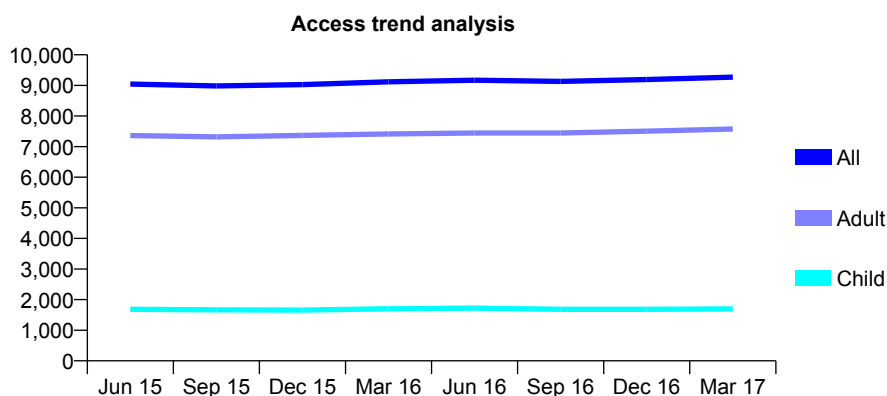
Q51 - Vital Signs At a Glance Contract Report for 157708/0001 - March 2017

Name or company name	Doncaster Dental Centre
Contract type name	GDS Contract
Purpose of contract	General and Orthodontic
Contract start date	01/09/2010
Contract end date	

16/17 Contracted general activity (UDA)	32,715
Carry forward general activity (UDA)	1,004
16/17 Contracted orthodontic activity (UOA)	630
Carry forward orthodontic activity (UOA)	0
Baseline contract value	£966,617.06

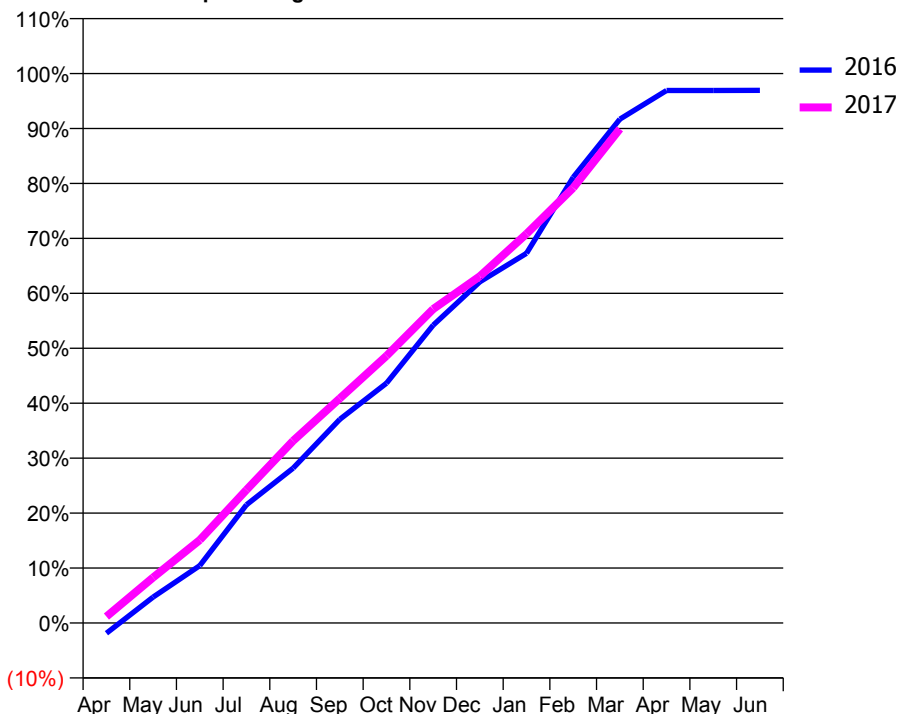
ACCESS*

Patients seen in 24 months	Total	Change since previous quarter
Quarter ending March 2016	9,117	
Quarter ending June 2016	9,168	→
Quarter ending September 2016	9,131	→
Quarter ending December 2016	9,193	→
Quarter ending March 2017	9,270	→
Variance since March 2016	1.7%	→



ACTIVITY

Cumulative percentage of contracted UDA delivered 2016 & 2017



Month	Adjusted Scheduled Activity (UDA)	
	2016	2017
April	-612	383
May	1,540	2,708
June	3,417	4,938
July	7,036	7,930
August	9,219	10,845
September	12,125	13,373
October	14,274	15,906
November	17,733	18,696
December	20,313	20,648
January	22,008	23,171
February	26,533	25,905
March	29,999	29,416
April	31,708	
May	31,708	
June	31,711	

QUALITY

	Quantity	Base Number	Contract	AT	Region	England
% of FP17s for the same patient ID Re-attending within 3 months - Children	198	2,669	7.4%	10.5%	13.3%	12.3%
% of FP17s for the same patient ID Re-attending within 3 months - Adults	1,622	13,420	12.1%	15.4%	17.3%	16.7%
% of FP17s for the same patient ID Re-attending between 3 & 9 months - Children	1,709	2,669	64.0%	58.5%	58.9%	57.6%
% of FP17s for the same patient ID Re-attending between 3 & 9 months - Adults	9,103	13,420	67.8%	52.3%	52.2%	50.1%
% of FP17s for Band 1 Urgent Courses	894	15,338	5.8%	7.7%	9.2%	9.1%
% of FP17s Relating to Free Repair or Replacements	92	15,338	0.6%	1.3%	1.0%	0.8%
% of FP17s Relating to Continuations	264	15,338	1.7%	1.6%	1.4%	1.2%
% of Patients satisfied with the dentistry they have received	19	19	100.0%	94.2%	93.1%	92.8%
% of Patients satisfied with the time they had to wait for an appointment	18	19	94.7%	88.8%	89.5%	88.7%

* This is based on patients treated on this contract for their most recent course of treatment. Figures in italics indicate the base number of FP17s or Patient Questionnaire responses are less than 100. N/A is shown where the base number of responses is less than 10 during the period. % is calculated as Quantity/Base number*100

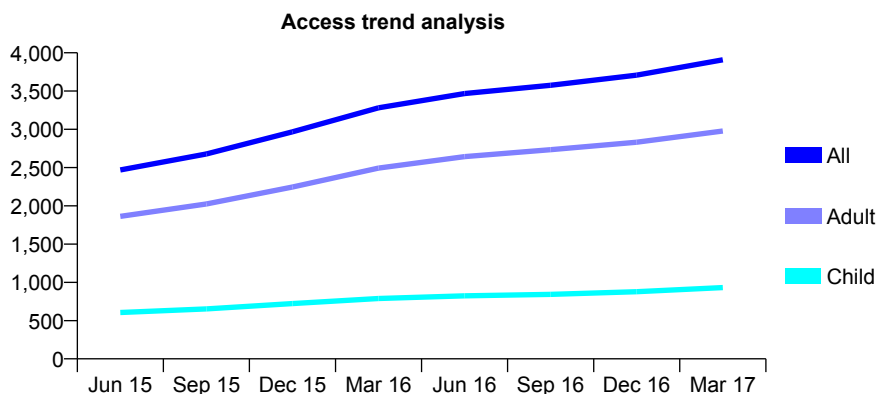
Q51 - Vital Signs At a Glance Contract Report for 158445/0001 - March 2017

Name or company name	Cudworth Dental Surgery Limited
Contract type name	GDS Contract
Purpose of contract	General
Contract start date	01/04/2014
Contract end date	

16/17 Contracted general activity (UDA)	13,414
Carry forward general activity (UDA)	-268
16/17 Contracted orthodontic activity (UOA)	0
Carry forward orthodontic activity (UOA)	0
Baseline contract value	£465,512.81

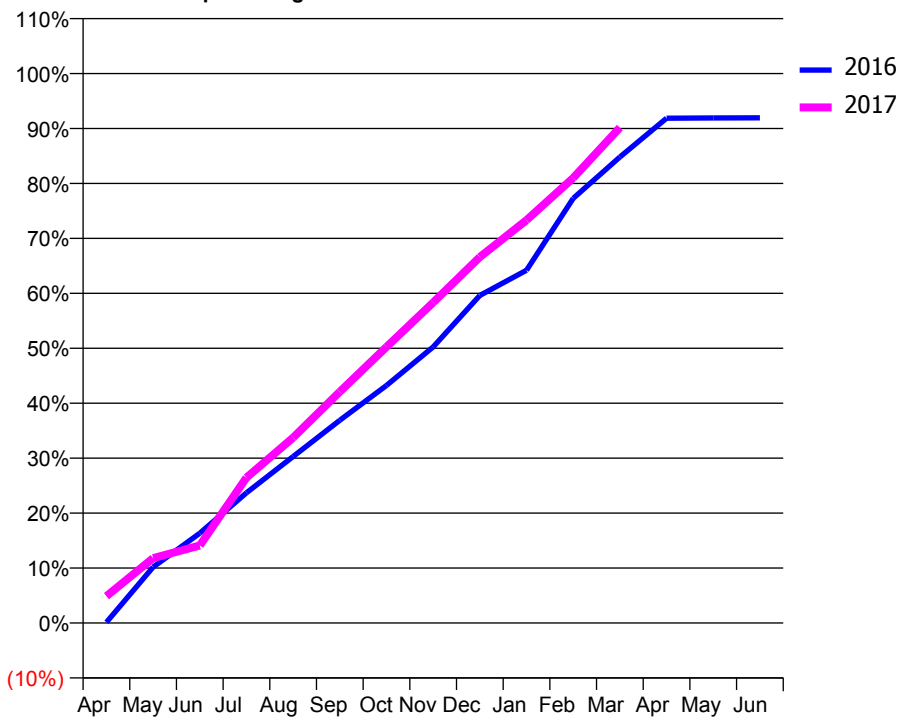
ACCESS*

Patients seen in 24 months	Total	Change since previous quarter
Quarter ending March 2016	3,281	
Quarter ending June 2016	3,467	↑
Quarter ending September 2016	3,575	↑
Quarter ending December 2016	3,708	↑
Quarter ending March 2017	3,909	↑
Variance since March 2016	19.1%	↑



ACTIVITY

Cumulative percentage of contracted UDA delivered 2016 & 2017



Month	Adjusted Scheduled Activity (UDA)	
	2016	2017
April	17	654
May	1,366	1,585
June	2,192	1,893
July	3,179	3,549
August	4,066	4,527
September	4,950	5,646
October	5,799	6,740
November	6,739	7,825
December	7,995	8,934
January	8,612	9,837
February	10,366	10,865
March	11,376	12,095
April	12,323	
May	12,329	
June	12,331	

QUALITY

	Quantity	Base Number	Contract	AT	Region	England
% of FP17s for the same patient ID Re-attending within 3 months - Children	237	1,500	15.8%	10.5%	13.3%	12.3%
% of FP17s for the same patient ID Re-attending within 3 months - Adults	572	3,844	14.9%	15.4%	17.3%	16.7%
% of FP17s for the same patient ID Re-attending between 3 & 9 months - Children	818	1,500	54.5%	58.5%	58.9%	57.6%
% of FP17s for the same patient ID Re-attending between 3 & 9 months - Adults	1,710	3,844	44.5%	52.3%	52.2%	50.1%
% of FP17s for Band 1 Urgent Courses	485	4,983	9.7%	7.7%	9.2%	9.1%
% of FP17s Relating to Free Repair or Replacements	56	4,983	1.1%	1.3%	1.0%	0.8%
% of FP17s Relating to Continuations	32	4,983	0.6%	1.6%	1.4%	1.2%
% of Patients satisfied with the dentistry they have received	3	3	N/A	94.2%	93.1%	92.8%
% of Patients satisfied with the time they had to wait for an appointment	2	3	N/A	88.8%	89.5%	88.7%

* This is based on patients treated on this contract for their most recent course of treatment. Figures in italics indicate the base number of FP17s or Patient Questionnaire responses are less than 100. N/A is shown where the base number of responses is less than 10 during the period. % is calculated as Quantity/Base number*100

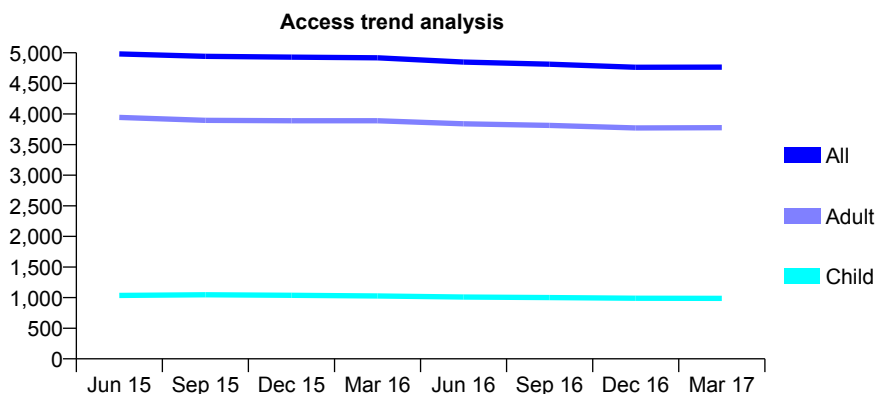
Q51 - Vital Signs At a Glance Contract Report for 158577/0001 - March 2017

Name or company name	Ridgeway Dental Practice
Contract type name	GDS Contract
Purpose of contract	General
Contract start date	01/07/2013
Contract end date	

16/17 Contracted general activity (UDA)	14,089
Carry forward general activity (UDA)	496
16/17 Contracted orthodontic activity (UOA)	0
Carry forward orthodontic activity (UOA)	0
Baseline contract value	£446,557.68

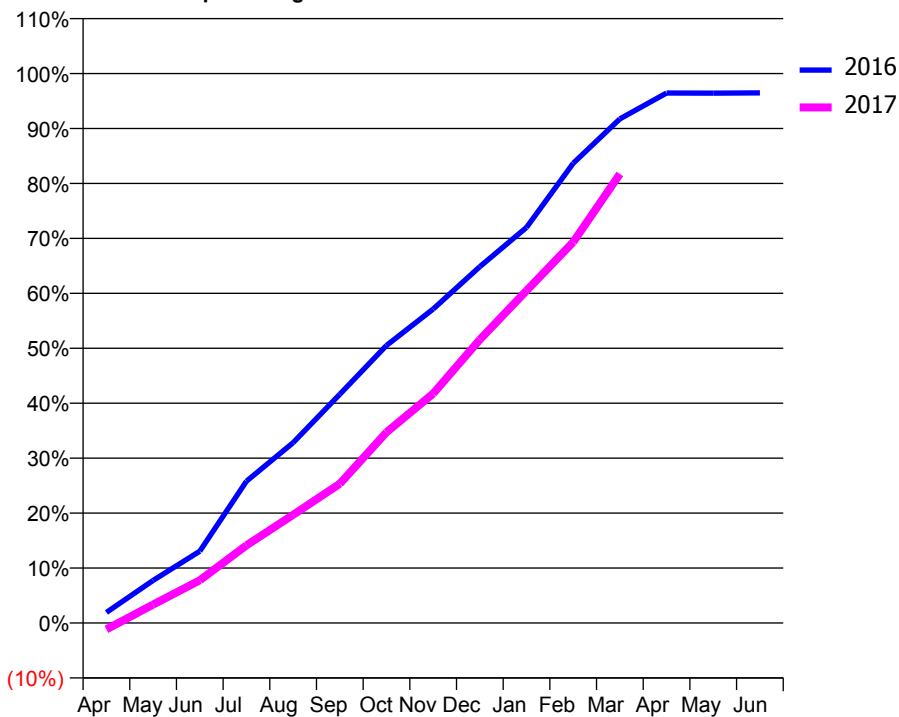
ACCESS*

Patients seen in 24 months	Total	Change since previous quarter
Quarter ending March 2016	4,919	
Quarter ending June 2016	4,849	↓
Quarter ending September 2016	4,814	→
Quarter ending December 2016	4,764	↓
Quarter ending March 2017	4,766	→
Variance since March 2016	(3.1%)	↓



ACTIVITY

Cumulative percentage of contracted UDA delivered 2016 & 2017



Month	Adjusted Scheduled Activity (UDA)	
	2016	2017
April	273	-166
May	1,093	475
June	1,841	1,095
July	3,637	1,991
August	4,626	2,776
September	5,865	3,572
October	7,118	4,890
November	8,050	5,884
December	9,137	7,268
January	10,142	8,520
February	11,788	9,768
March	12,924	11,513
April	13,587	
May	13,586	
June	13,593	

QUALITY

	Quantity	Base Number	Contract	AT	Region	England
% of FP17s for the same patient ID Re-attending within 3 months - Children	77	1,452	5.3%	10.5%	13.3%	12.3%
% of FP17s for the same patient ID Re-attending within 3 months - Adults	580	5,442	10.7%	15.4%	17.3%	16.7%
% of FP17s for the same patient ID Re-attending between 3 & 9 months - Children	808	1,452	55.6%	58.5%	58.9%	57.6%
% of FP17s for the same patient ID Re-attending between 3 & 9 months - Adults	3,077	5,442	56.5%	52.3%	52.2%	50.1%
% of FP17s for Band 1 Urgent Courses	236	6,554	3.6%	7.7%	9.2%	9.1%
% of FP17s Relating to Free Repair or Replacements	61	6,554	0.9%	1.3%	1.0%	0.8%
% of FP17s Relating to Continuations	64	6,554	1.0%	1.6%	1.4%	1.2%
% of Patients satisfied with the dentistry they have received	9	9	N/A	94.2%	93.1%	92.8%
% of Patients satisfied with the time they had to wait for an appointment	9	9	N/A	88.8%	89.5%	88.7%

* This is based on patients treated on this contract for their most recent course of treatment. Figures in italics indicate the base number of FP17s or Patient Questionnaire responses are less than 100. N/A is shown where the base number of responses is less than 10 during the period. % is calculated as Quantity/Base number*100

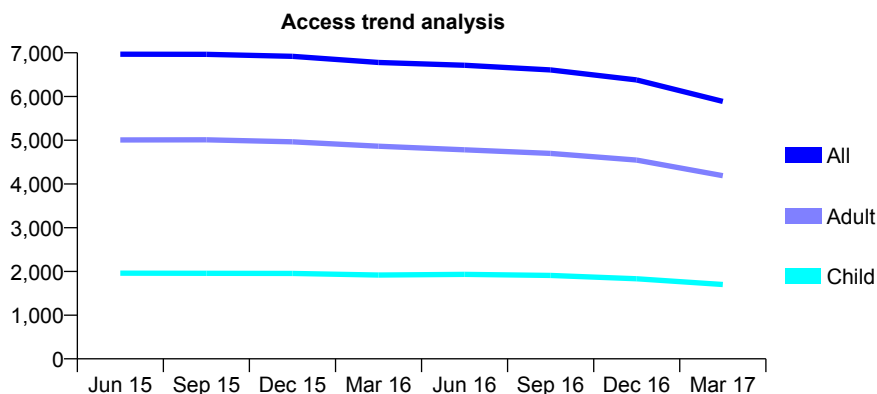
Q51 - Vital Signs At a Glance Contract Report for 159026/0001 - March 2017

Name or company name	SLS DentalCare Ltd
Contract type name	GDS Contract
Purpose of contract	General
Contract start date	01/04/2010
Contract end date	

16/17 Contracted general activity (UDA)	20,400
Carry forward general activity (UDA)	0
16/17 Contracted orthodontic activity (UOA)	0
Carry forward orthodontic activity (UOA)	0
Baseline contract value	£574,562.81

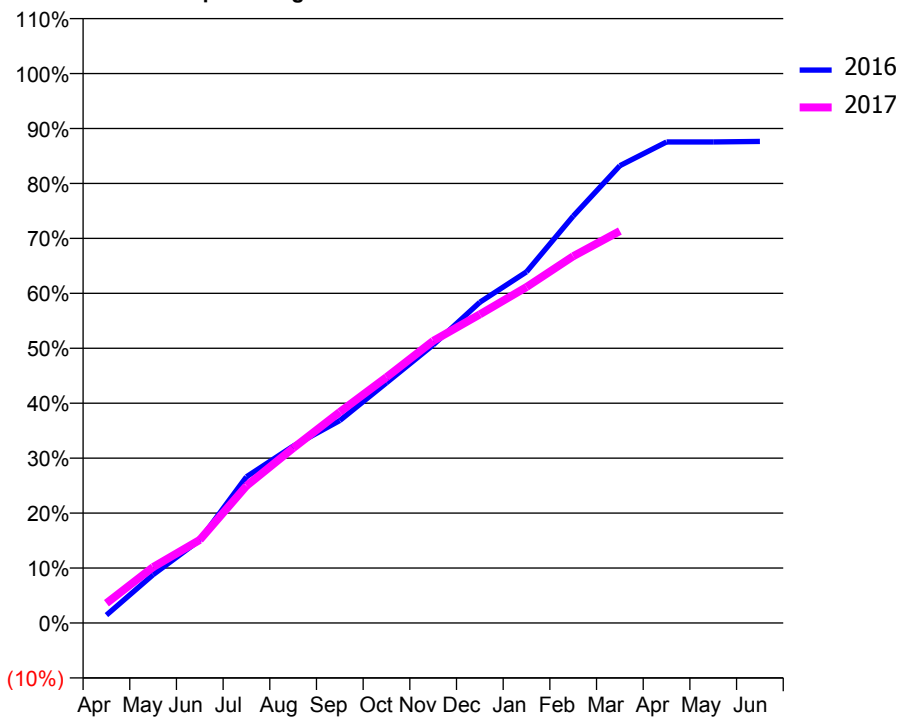
ACCESS*

Patients seen in 24 months	Total	Change since previous quarter
Quarter ending March 2016	6,780	
Quarter ending June 2016	6,714	→
Quarter ending September 2016	6,607	↓
Quarter ending December 2016	6,380	↓
Quarter ending March 2017	5,889	↓
Variance since March 2016	(13.1%)	↓



ACTIVITY

Cumulative percentage of contracted UDA delivered 2016 & 2017



Month	Adjusted Scheduled Activity (UDA)	
	2016	2017
April	293	738
May	1,796	2,078
June	3,082	3,085
July	5,430	5,092
August	6,565	6,494
September	7,517	7,832
October	8,919	9,124
November	10,326	10,473
December	11,910	11,458
January	13,039	12,473
February	15,105	13,615
March	16,980	14,551
April	17,859	
May	17,859	
June	17,881	

QUALITY

	Quantity	Base Number	Contract	AT	Region	England
% of FP17s for the same patient ID Re-attending within 3 months - Children	134	1,827	7.3%	10.5%	13.3%	12.3%
% of FP17s for the same patient ID Re-attending within 3 months - Adults	538	4,564	11.8%	15.4%	17.3%	16.7%
% of FP17s for the same patient ID Re-attending between 3 & 9 months - Children	752	1,827	41.2%	58.5%	58.9%	57.6%
% of FP17s for the same patient ID Re-attending between 3 & 9 months - Adults	1,942	4,564	42.6%	52.3%	52.2%	50.1%
% of FP17s for Band 1 Urgent Courses	437	6,184	7.1%	7.7%	9.2%	9.1%
% of FP17s Relating to Free Repair or Replacements	51	6,184	0.8%	1.3%	1.0%	0.8%
% of FP17s Relating to Continuations	88	6,184	1.4%	1.6%	1.4%	1.2%
% of Patients satisfied with the dentistry they have received	12	13	92.3%	94.2%	93.1%	92.8%
% of Patients satisfied with the time they had to wait for an appointment	5	13	38.5%	88.8%	89.5%	88.7%

* This is based on patients treated on this contract for their most recent course of treatment. Figures in italics indicate the base number of FP17s or Patient Questionnaire responses are less than 100. N/A is shown where the base number of responses is less than 10 during the period. % is calculated as Quantity/Base number*100

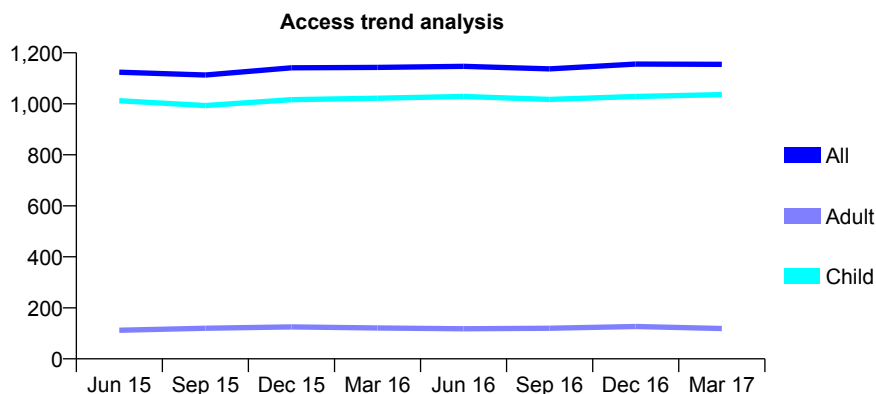
Q51 - Vital Signs At a Glance Contract Report for 159603/0001 - March 2017

Name or company name	GHB
Contract type name	GDS Contract
Purpose of contract	General
Contract start date	01/04/2012
Contract end date	

16/17 Contracted general activity (UDA)	2,915
Carry forward general activity (UDA)	1
16/17 Contracted orthodontic activity (UOA)	0
Carry forward orthodontic activity (UOA)	0
Baseline contract value	£54,986.92

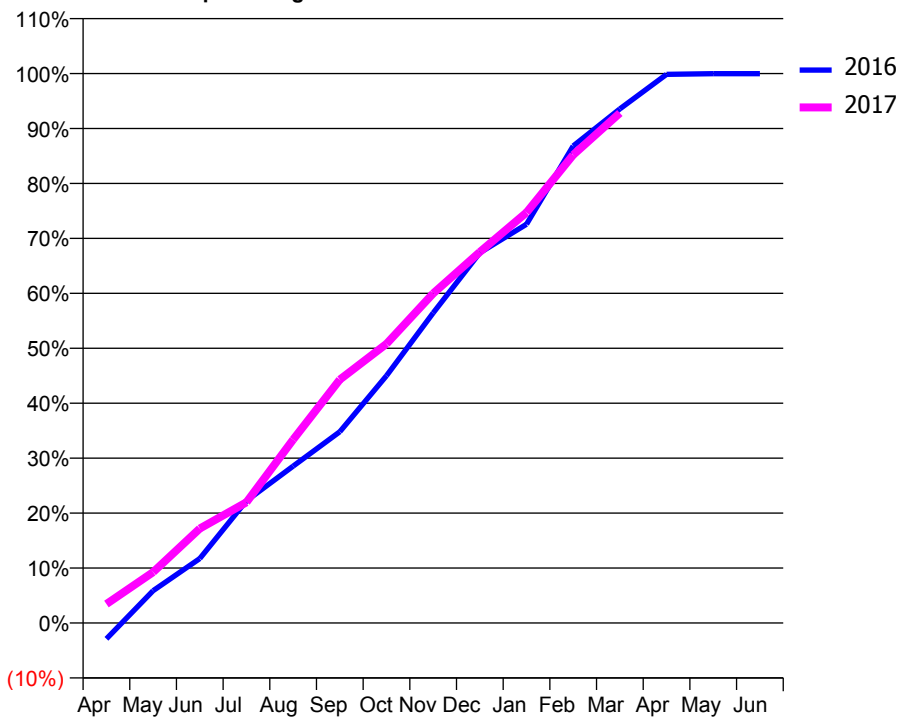
ACCESS*

Patients seen in 24 months	Total	Change since previous quarter
Quarter ending March 2016	1,143	
Quarter ending June 2016	1,147	→
Quarter ending September 2016	1,137	→
Quarter ending December 2016	1,156	→
Quarter ending March 2017	1,155	→
Variance since March 2016	1.0%	→



ACTIVITY

Cumulative percentage of contracted UDA delivered 2016 & 2017



Month	Adjusted Scheduled Activity (UDA)	
	2016	2017
April	-85	101
May	172	270
June	342	501
July	648	640
August	832	973
September	1,015	1,291
October	1,312	1,481
November	1,645	1,748
December	1,964	1,968
January	2,115	2,177
February	2,531	2,483
March	2,728	2,705
April	2,911	
May	2,914	
June	2,914	

QUALITY

	Quantity	Base Number	Contract	AT	Region	England
% of FP17s for the same patient ID Re-attending within 3 months - Children	214	1,803	11.9%	10.5%	13.3%	12.3%
% of FP17s for the same patient ID Re-attending within 3 months - Adults	0	0	N/A	15.4%	17.3%	16.7%
% of FP17s for the same patient ID Re-attending between 3 & 9 months - Children	1,073	1,803	59.5%	58.5%	58.9%	57.6%
% of FP17s for the same patient ID Re-attending between 3 & 9 months - Adults	0	0	N/A	52.3%	52.2%	50.1%
% of FP17s for Band 1 Urgent Courses	66	1,704	3.9%	7.7%	9.2%	9.1%
% of FP17s Relating to Free Repair or Replacements	0	1,704	0.0%	1.3%	1.0%	0.8%
% of FP17s Relating to Continuations	7	1,704	0.4%	1.6%	1.4%	1.2%
% of Patients satisfied with the dentistry they have received	0	0	N/A	94.2%	93.1%	92.8%
% of Patients satisfied with the time they had to wait for an appointment	0	0	N/A	88.8%	89.5%	88.7%

* This is based on patients treated on this contract for their most recent course of treatment. Figures in italics indicate the base number of FP17s or Patient Questionnaire responses are less than 100. N/A is shown where the base number of responses is less than 10 during the period. % is calculated as Quantity/Base number*100

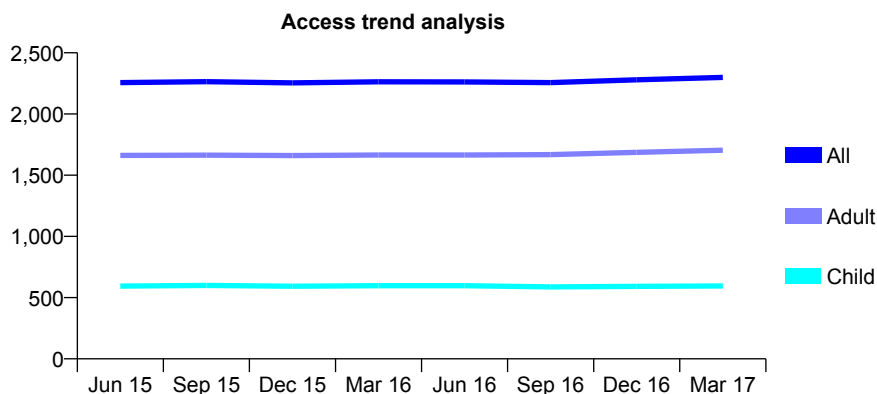
Q51 - Vital Signs At a Glance Contract Report for 160938/0001 - March 2017

Name or company name	Woodseats Dental Care
Contract type name	GDS Contract
Purpose of contract	General
Contract start date	01/04/2006
Contract end date	

16/17 Contracted general activity (UDA)	7,844
Carry forward general activity (UDA)	-48
16/17 Contracted orthodontic activity (UOA)	0
Carry forward orthodontic activity (UOA)	0
Baseline contract value	£187,277.80

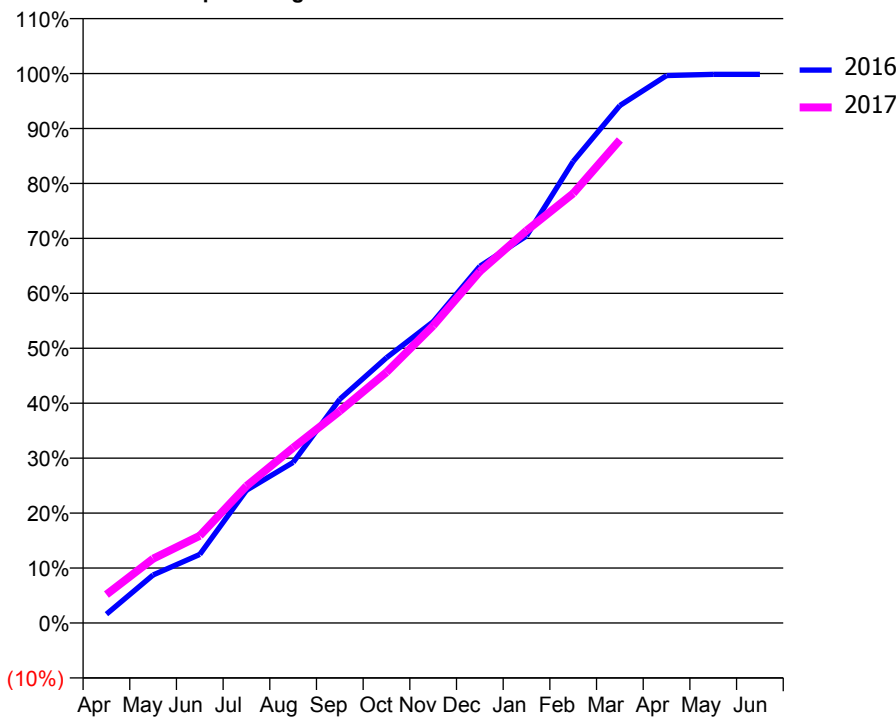
ACCESS*

Patients seen in 24 months	Total	Change since previous quarter
Quarter ending March 2016	2,263	
Quarter ending June 2016	2,262	→
Quarter ending September 2016	2,256	→
Quarter ending December 2016	2,279	→
Quarter ending March 2017	2,299	→
Variance since March 2016	1.6%	→



ACTIVITY

Cumulative percentage of contracted UDA delivered 2016 & 2017



Month	Adjusted Scheduled Activity (UDA)	
	2016	2017
April	127	406
May	685	918
June	980	1,245
July	1,895	1,957
August	2,293	2,502
September	3,195	3,025
October	3,787	3,580
November	4,301	4,244
December	5,093	5,018
January	5,525	5,601
February	6,589	6,133
March	7,386	6,896
April	7,816	
May	7,832	
June	7,832	

QUALITY

	Quantity	Base Number	Contract	AT	Region	England
% of FP17s for the same patient ID Re-attending within 3 months - Children	53	955	5.5%	10.5%	13.3%	12.3%
% of FP17s for the same patient ID Re-attending within 3 months - Adults	543	2,988	18.2%	15.4%	17.3%	16.7%
% of FP17s for the same patient ID Re-attending between 3 & 9 months - Children	588	955	61.6%	58.5%	58.9%	57.6%
% of FP17s for the same patient ID Re-attending between 3 & 9 months - Adults	1,900	2,988	63.6%	52.3%	52.2%	50.1%
% of FP17s for Band 1 Urgent Courses	118	3,716	3.2%	7.7%	9.2%	9.1%
% of FP17s Relating to Free Repair or Replacements	16	3,716	0.4%	1.3%	1.0%	0.8%
% of FP17s Relating to Continuations	36	3,716	1.0%	1.6%	1.4%	1.2%
% of Patients satisfied with the dentistry they have received	7	9	N/A	94.2%	93.1%	92.8%
% of Patients satisfied with the time they had to wait for an appointment	8	9	N/A	88.8%	89.5%	88.7%

* This is based on patients treated on this contract for their most recent course of treatment. Figures in italics indicate the base number of FP17s or Patient Questionnaire responses are less than 100. N/A is shown where the base number of responses is less than 10 during the period. % is calculated as Quantity/Base number*100

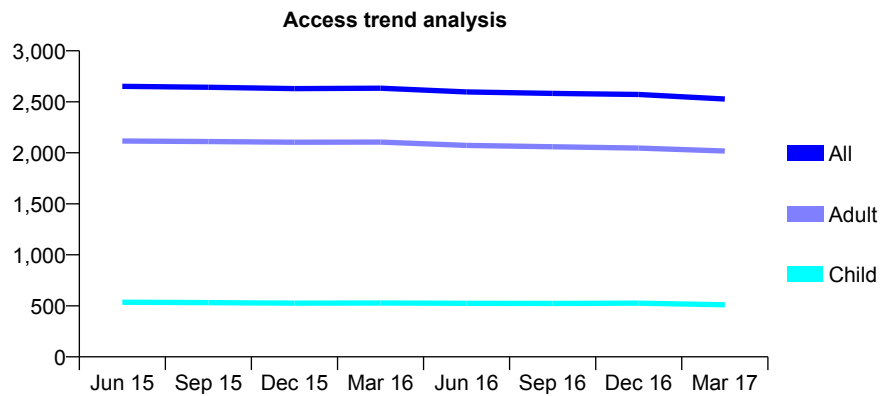
Q51 - Vital Signs At a Glance Contract Report for 161772/0001 - March 2017

Name or company name	J G Lafferty & N C Dalton
Contract type name	GDS Contract
Purpose of contract	General
Contract start date	01/04/2006
Contract end date	

16/17 Contracted general activity (UDA)	8,857
Carry forward general activity (UDA)	-75
16/17 Contracted orthodontic activity (UOA)	0
Carry forward orthodontic activity (UOA)	0
Baseline contract value	£235,530.20

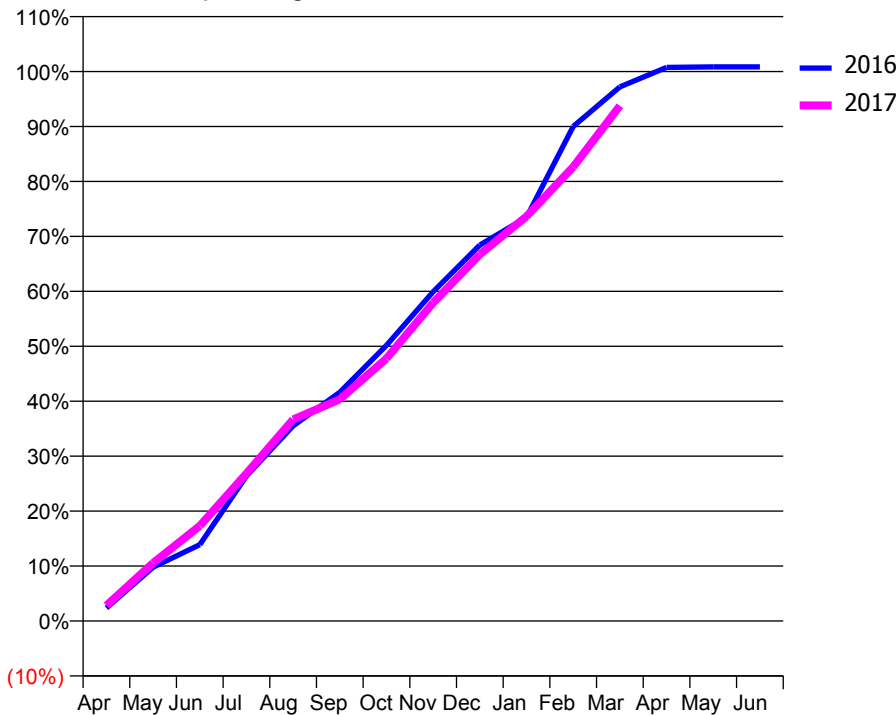
ACCESS*

Patients seen in 24 months	Total	Change since previous quarter
Quarter ending March 2016	2,633	
Quarter ending June 2016	2,597	↓
Quarter ending September 2016	2,582	→
Quarter ending December 2016	2,572	→
Quarter ending March 2017	2,527	↓
Variance since March 2016	(4.0%)	↓



ACTIVITY

Cumulative percentage of contracted UDA delivered 2016 & 2017



Month	2016	2017
April	210	251
May	867	936
June	1,230	1,534
July	2,337	2,377
August	3,146	3,249
September	3,686	3,573
October	4,444	4,231
November	5,309	5,129
December	6,061	5,910
January	6,506	6,522
February	7,970	7,320
March	8,608	8,303
April	8,923	
May	8,932	
June	8,932	

QUALITY

	Quantity	Base Number	Contract	AT	Region	England
% of FP17s for the same patient ID Re-attending within 3 months - Children	52	923	5.6%	10.5%	13.3%	12.3%
% of FP17s for the same patient ID Re-attending within 3 months - Adults	501	4,126	12.1%	15.4%	17.3%	16.7%
% of FP17s for the same patient ID Re-attending between 3 & 9 months - Children	689	923	74.6%	58.5%	58.9%	57.6%
% of FP17s for the same patient ID Re-attending between 3 & 9 months - Adults	3,243	4,126	78.6%	52.3%	52.2%	50.1%
% of FP17s for Band 1 Urgent Courses	202	4,816	4.2%	7.7%	9.2%	9.1%
% of FP17s Relating to Free Repair or Replacements	36	4,816	0.7%	1.3%	1.0%	0.8%
% of FP17s Relating to Continuations	21	4,816	0.4%	1.6%	1.4%	1.2%
% of Patients satisfied with the dentistry they have received	15	15	100.0%	94.2%	93.1%	92.8%
% of Patients satisfied with the time they had to wait for an appointment	15	15	100.0%	88.8%	89.5%	88.7%

* This is based on patients treated on this contract for their most recent course of treatment. Figures in italics indicate the base number of FP17s or Patient Questionnaire responses are less than 100. N/A is shown where the base number of responses is less than 10 during the period. % is calculated as Quantity/Base number*100

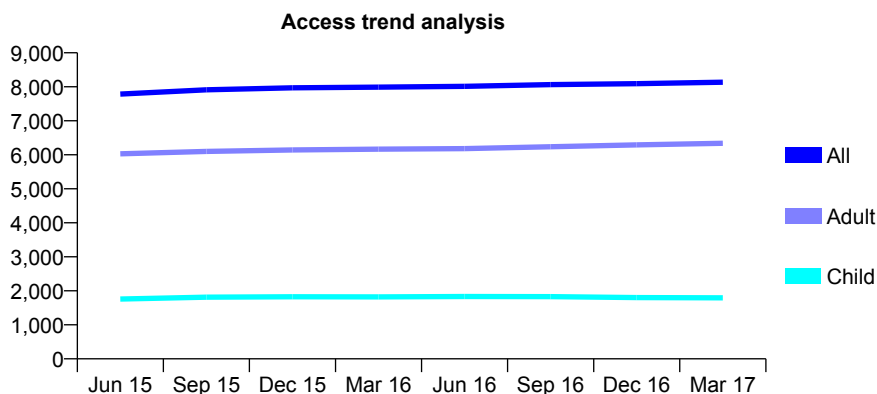
Q51 - Vital Signs At a Glance Contract Report for 162949/0001 - March 2017

Name or company name	Yorkshire and Humberside CDA Ltd t/a Ger
Contract type name	GDS Contract
Purpose of contract	General
Contract start date	01/09/2008
Contract end date	

16/17 Contracted general activity (UDA)	27,279
Carry forward general activity (UDA)	33
16/17 Contracted orthodontic activity (UOA)	0
Carry forward orthodontic activity (UOA)	0
Baseline contract value	£763,282.78

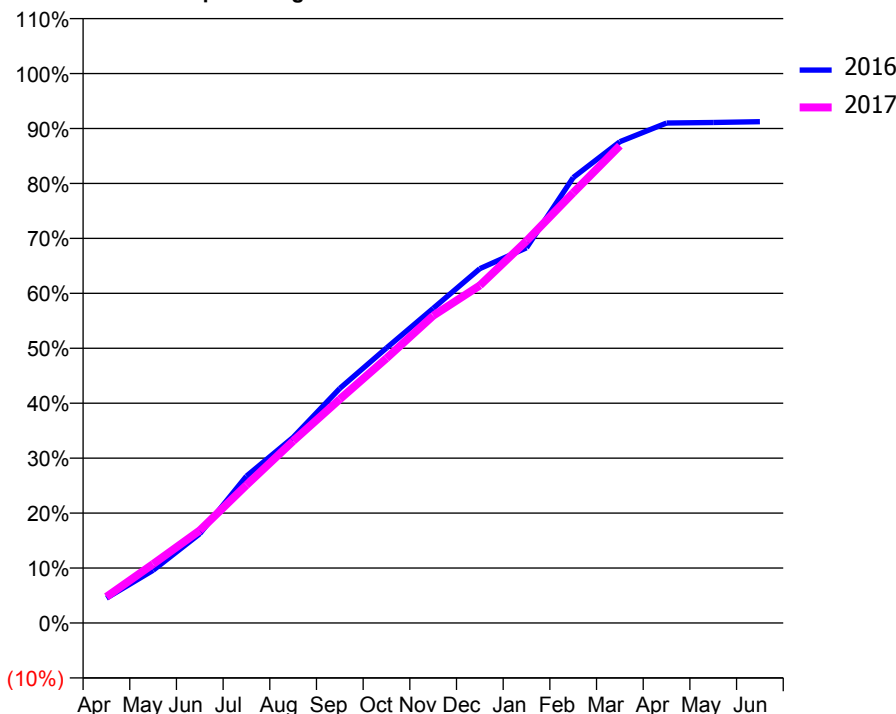
ACCESS*

Patients seen in 24 months	Total	Change since previous quarter
Quarter ending March 2016	7,991	
Quarter ending June 2016	8,014	→
Quarter ending September 2016	8,065	→
Quarter ending December 2016	8,092	→
Quarter ending March 2017	8,134	→
Variance since March 2016	1.8%	→



ACTIVITY

Cumulative percentage of contracted UDA delivered 2016 & 2017



Month	Adjusted Scheduled Activity (UDA)	
	2016	2017
April	1,236	1,301
May	2,620	2,931
June	4,435	4,597
July	7,293	6,847
August	9,221	9,030
September	11,650	11,112
October	13,653	13,144
November	15,617	15,254
December	17,590	16,758
January	18,625	18,967
February	22,110	21,360
March	23,891	23,695
April	24,818	
May	24,850	
June	24,888	

QUALITY

	Quantity	Base Number	Contract	AT	Region	England
% of FP17s for the same patient ID Re-attending within 3 months - Children	377	3,051	12.4%	10.5%	13.3%	12.3%
% of FP17s for the same patient ID Re-attending within 3 months - Adults	1,513	9,401	16.1%	15.4%	17.3%	16.7%
% of FP17s for the same patient ID Re-attending between 3 & 9 months - Children	1,940	3,051	63.6%	58.5%	58.9%	57.6%
% of FP17s for the same patient ID Re-attending between 3 & 9 months - Adults	5,380	9,401	57.2%	52.3%	52.2%	50.1%
% of FP17s for Band 1 Urgent Courses	1,277	11,442	11.2%	7.7%	9.2%	9.1%
% of FP17s Relating to Free Repair or Replacements	124	11,442	1.1%	1.3%	1.0%	0.8%
% of FP17s Relating to Continuations	119	11,442	1.0%	1.6%	1.4%	1.2%
% of Patients satisfied with the dentistry they have received	10	12	83.3%	94.2%	93.1%	92.8%
% of Patients satisfied with the time they had to wait for an appointment	11	12	91.7%	88.8%	89.5%	88.7%

* This is based on patients treated on this contract for their most recent course of treatment. Figures in italics indicate the base number of FP17s or Patient Questionnaire responses are less than 100. N/A is shown where the base number of responses is less than 10 during the period. % is calculated as Quantity/Base number*100

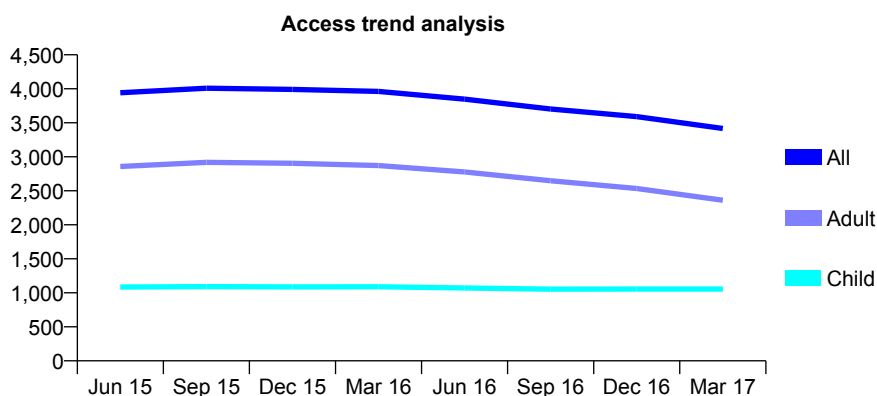
Q51 - Vital Signs At a Glance Contract Report for 162949/0002 - March 2017

Name or company name	Lowedges Dental Care Limited
Contract type name	GDS Contract
Purpose of contract	General
Contract start date	16/12/2008
Contract end date	

16/17 Contracted general activity (UDA)	11,332
Carry forward general activity (UDA)	-227
16/17 Contracted orthodontic activity (UOA)	0
Carry forward orthodontic activity (UOA)	0
Baseline contract value	£339,875.43

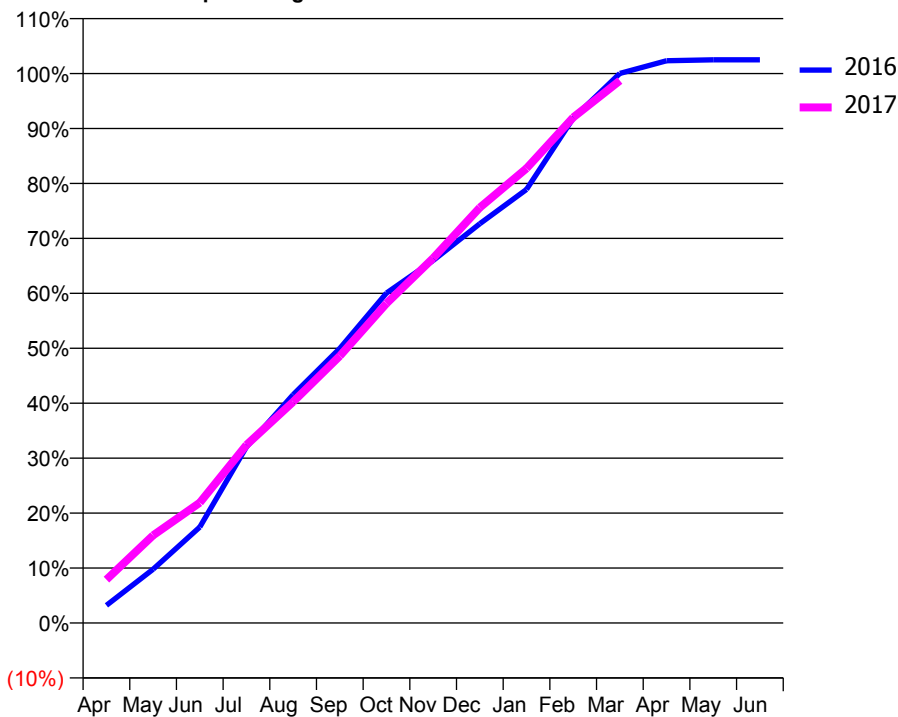
ACCESS*

Patients seen in 24 months	Total	Change since previous quarter
Quarter ending March 2016	3,962	
Quarter ending June 2016	3,848	↓
Quarter ending September 2016	3,702	↓
Quarter ending December 2016	3,591	↓
Quarter ending March 2017	3,417	↓
Variance since March 2016	(13.8%)	↓



ACTIVITY

Cumulative percentage of contracted UDA delivered 2016 & 2017



Adjusted Scheduled Activity (UDA)

Month	2016	2017
April	365	896
May	1,110	1,807
June	1,980	2,481
July	3,632	3,672
August	4,709	4,561
September	5,663	5,507
October	6,803	6,590
November	7,475	7,526
December	8,234	8,567
January	8,940	9,377
February	10,409	10,425
March	11,334	11,184
April	11,596	
May	11,614	
June	11,614	

QUALITY

	Quantity	Base Number	Contract	AT	Region	England
% of FP17s for the same patient ID Re-attending within 3 months - Children	131	1,430	9.2%	10.5%	13.3%	12.3%
% of FP17s for the same patient ID Re-attending within 3 months - Adults	664	3,033	21.9%	15.4%	17.3%	16.7%
% of FP17s for the same patient ID Re-attending between 3 & 9 months - Children	656	1,430	45.9%	58.5%	58.9%	57.6%
% of FP17s for the same patient ID Re-attending between 3 & 9 months - Adults	1,317	3,033	43.4%	52.3%	52.2%	50.1%
% of FP17s for Band 1 Urgent Courses	237	4,374	5.4%	7.7%	9.2%	9.1%
% of FP17s Relating to Free Repair or Replacements	75	4,374	1.7%	1.3%	1.0%	0.8%
% of FP17s Relating to Continuations	222	4,374	5.1%	1.6%	1.4%	1.2%
% of Patients satisfied with the dentistry they have received	8	9	N/A	94.2%	93.1%	92.8%
% of Patients satisfied with the time they had to wait for an appointment	8	9	N/A	88.8%	89.5%	88.7%

* This is based on patients treated on this contract for their most recent course of treatment. Figures in italics indicate the base number of FP17s or Patient Questionnaire responses are less than 100. N/A is shown where the base number of responses is less than 10 during the period. % is calculated as Quantity/Base number*100

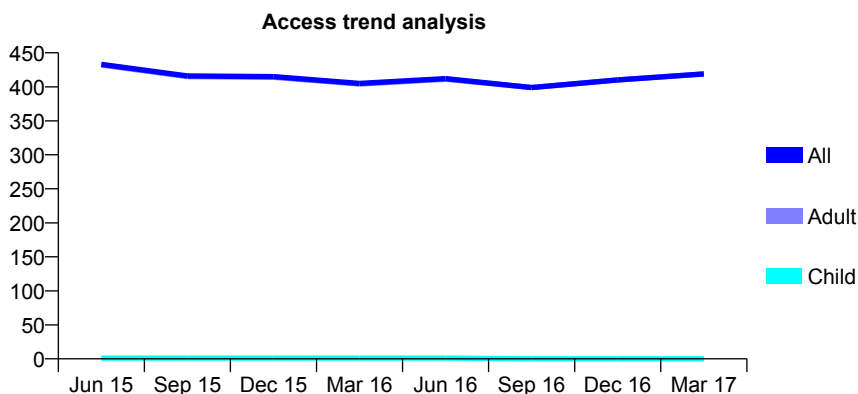
Q51 - Vital Signs At a Glance Contract Report for 162949/0003 - March 2017

Name or company name	Lowedges Dental Care Limited
Contract type name	GDS Contract
Purpose of contract	General
Contract start date	16/12/2008
Contract end date	

16/17 Contracted general activity (UDA)	1,330
Carry forward general activity (UDA)	0
16/17 Contracted orthodontic activity (UOA)	0
Carry forward orthodontic activity (UOA)	0
Baseline contract value	£69,082.31

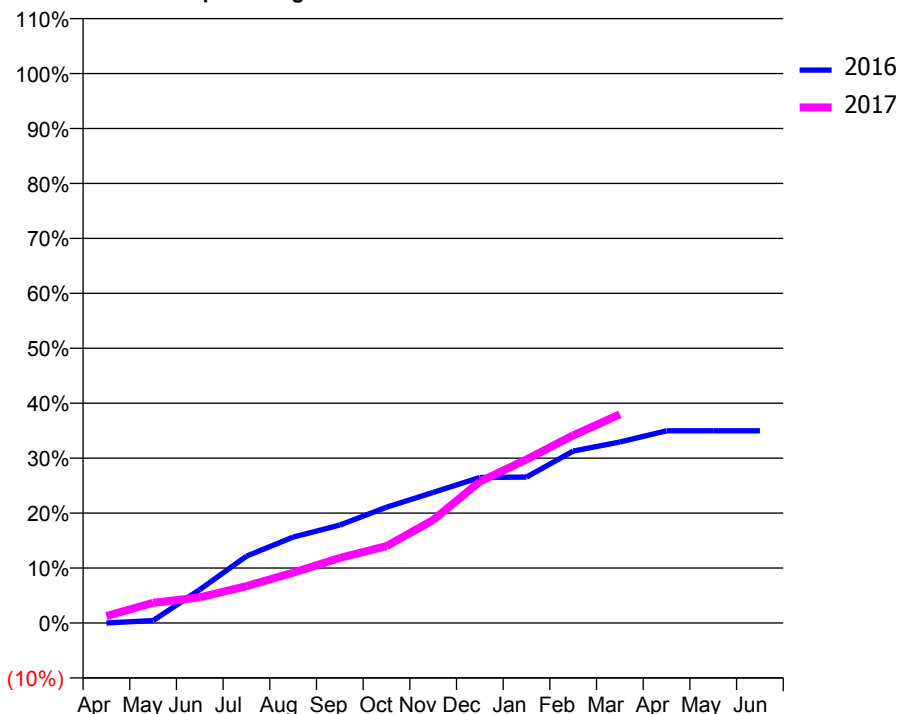
ACCESS*

Patients seen in 24 months	Total	Change since previous quarter
Quarter ending March 2016	405	
Quarter ending June 2016	412	→
Quarter ending September 2016	399	↓
Quarter ending December 2016	410	↑
Quarter ending March 2017	419	↑
Variance since March 2016	3.5%	↑



ACTIVITY

Cumulative percentage of contracted UDA delivered 2016 & 2017



Month	Adjusted Scheduled Activity (UDA)	
	2016	2017
April	0	17
May	6	49
June	81	62
July	162	89
August	208	122
September	237	158
October	280	186
November	316	249
December	352	342
January	353	396
February	416	454
March	438	505
April	465	
May	465	
June	465	

QUALITY

	Quantity	Base Number	Contract	AT	Region	England
% of FP17s for the same patient ID Re-attending within 3 months - Children	0	0	N/A	10.5%	13.3%	12.3%
% of FP17s for the same patient ID Re-attending within 3 months - Adults	13	315	4.1%	15.4%	17.3%	16.7%
% of FP17s for the same patient ID Re-attending between 3 & 9 months - Children	0	0	N/A	58.5%	58.9%	57.6%
% of FP17s for the same patient ID Re-attending between 3 & 9 months - Adults	14	315	4.4%	52.3%	52.2%	50.1%
% of FP17s for Band 1 Urgent Courses	19	288	6.6%	7.7%	9.2%	9.1%
% of FP17s Relating to Free Repair or Replacements	1	288	0.3%	1.3%	1.0%	0.8%
% of FP17s Relating to Continuations	3	288	1.0%	1.6%	1.4%	1.2%
% of Patients satisfied with the dentistry they have received	0	0	N/A	94.2%	93.1%	92.8%
% of Patients satisfied with the time they had to wait for an appointment	0	0	N/A	88.8%	89.5%	88.7%

* This is based on patients treated on this contract for their most recent course of treatment. Figures in italics indicate the base number of FP17s or Patient Questionnaire responses are less than 100. N/A is shown where the base number of responses is less than 10 during the period. % is calculated as Quantity/Base number*100

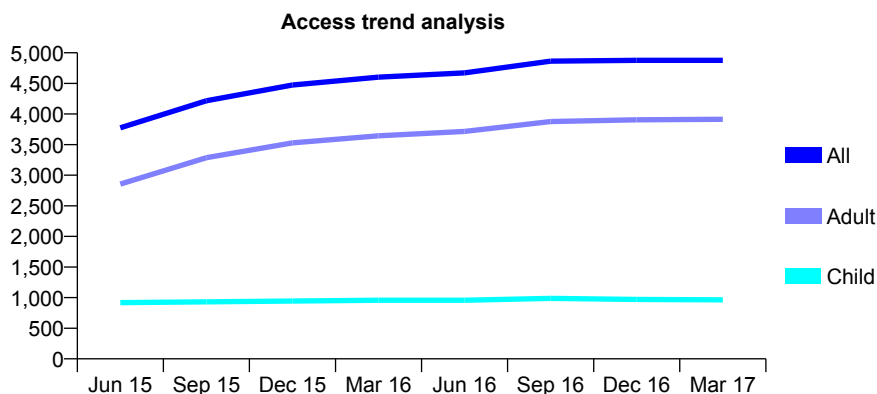
Q51 - Vital Signs At a Glance Contract Report for 163848/0001 - March 2017

Name or company name	Southfield Dental Practice Partnership
Contract type name	GDS Contract
Purpose of contract	General
Contract start date	01/10/2014
Contract end date	

16/17 Contracted general activity (UDA)	13,801
Carry forward general activity (UDA)	24
16/17 Contracted orthodontic activity (UOA)	0
Carry forward orthodontic activity (UOA)	0
Baseline contract value	£390,548.57

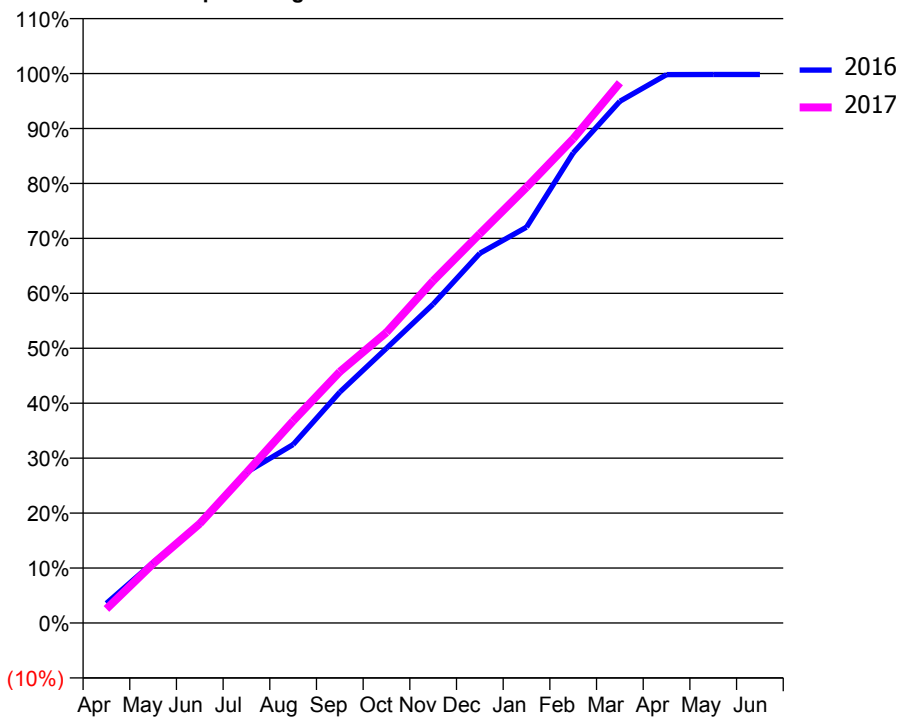
ACCESS*

Patients seen in 24 months	Total	Change since previous quarter
Quarter ending March 2016	4,602	
Quarter ending June 2016	4,673	→
Quarter ending September 2016	4,864	↑
Quarter ending December 2016	4,876	→
Quarter ending March 2017	4,877	→
Variance since March 2016	6.0%	↑



ACTIVITY

Cumulative percentage of contracted UDA delivered 2016 & 2017



Month	Adjusted Scheduled Activity (UDA)	
	2016	2017
April	495	355
May	1,519	1,488
June	2,498	2,495
July	3,784	3,775
August	4,483	5,076
September	5,798	6,313
October	6,901	7,299
November	8,010	8,597
December	9,286	9,777
January	9,942	10,942
February	11,809	12,164
March	13,104	13,568
April	13,774	
May	13,776	
June	13,777	

QUALITY

	Quantity	Base Number	Contract	AT	Region	England
% of FP17s for the same patient ID Re-attending within 3 months - Children	138	1,919	7.2%	10.5%	13.3%	12.3%
% of FP17s for the same patient ID Re-attending within 3 months - Adults	902	5,850	15.4%	15.4%	17.3%	16.7%
% of FP17s for the same patient ID Re-attending between 3 & 9 months - Children	1,472	1,919	76.7%	58.5%	58.9%	57.6%
% of FP17s for the same patient ID Re-attending between 3 & 9 months - Adults	2,472	5,850	42.3%	52.3%	52.2%	50.1%
% of FP17s for Band 1 Urgent Courses	310	7,453	4.2%	7.7%	9.2%	9.1%
% of FP17s Relating to Free Repair or Replacements	51	7,453	0.7%	1.3%	1.0%	0.8%
% of FP17s Relating to Continuations	243	7,453	3.3%	1.6%	1.4%	1.2%
% of Patients satisfied with the dentistry they have received	13	13	100.0%	94.2%	93.1%	92.8%
% of Patients satisfied with the time they had to wait for an appointment	12	13	92.3%	88.8%	89.5%	88.7%

* This is based on patients treated on this contract for their most recent course of treatment. Figures in italics indicate the base number of FP17s or Patient Questionnaire responses are less than 100. N/A is shown where the base number of responses is less than 10 during the period. % is calculated as Quantity/Base number*100

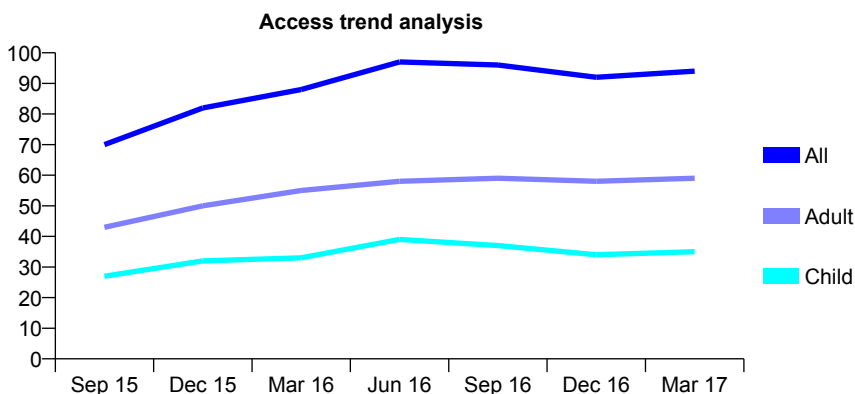
Q51 - Vital Signs At a Glance Contract Report for 165026/0004 - March 2017

Name or company name	Nottinghamshire Healthcare NHS Trust
Contract type name	PDS Contract
Purpose of contract	General
Contract start date	01/04/2012
Contract end date	

16/17 Contracted general activity (UDA)	900
Carry forward general activity (UDA)	0
16/17 Contracted orthodontic activity (UOA)	0
Carry forward orthodontic activity (UOA)	0
Baseline contract value	£22,136.11

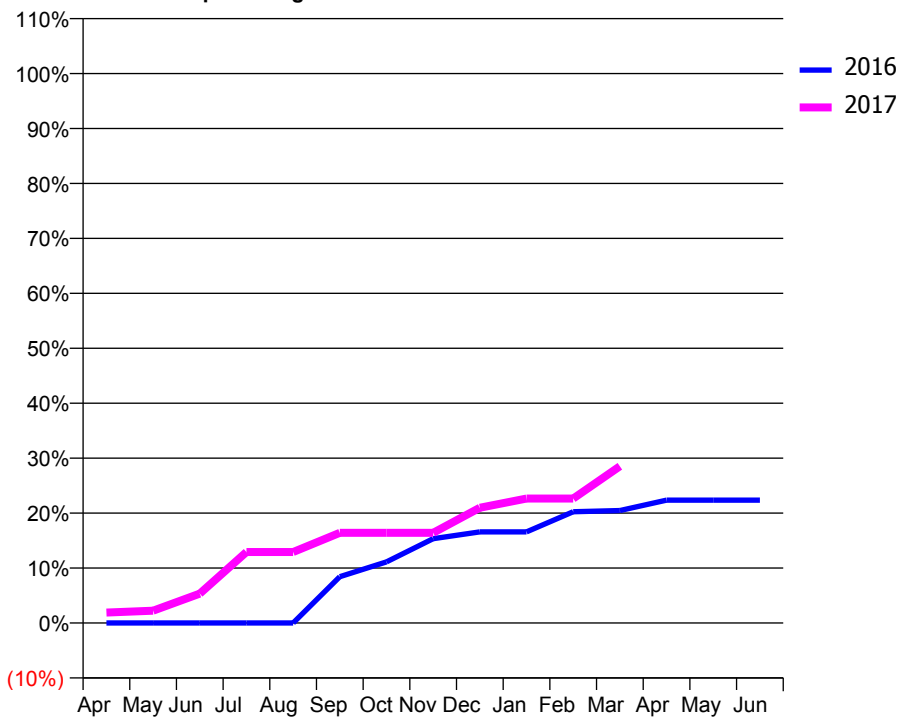
ACCESS*

Patients seen in 24 months	Total	Change since previous quarter
Quarter ending March 2016	88	
Quarter ending June 2016	97	↑
Quarter ending September 2016	96	↓
Quarter ending December 2016	92	↓
Quarter ending March 2017	94	↑
Variance since March 2016	6.8%	↑



ACTIVITY

Cumulative percentage of contracted UDA delivered 2016 & 2017



Month	Adjusted Scheduled Activity (UDA)	
	2016	2017
April	0	17
May	0	20
June	0	48
July	0	116
August	0	116
September	76	148
October	100	148
November	138	148
December	149	189
January	149	204
February	182	204
March	184	257
April	201	
May	201	
June	201	

QUALITY

	Quantity	Base Number	Contract	AT	Region	England
% of FP17s for the same patient ID Re-attending within 3 months - Children	2	53	3.8%	10.5%	13.3%	12.3%
% of FP17s for the same patient ID Re-attending within 3 months - Adults	3	85	3.5%	15.4%	17.3%	16.7%
% of FP17s for the same patient ID Re-attending between 3 & 9 months - Children	18	53	34.0%	58.5%	58.9%	57.6%
% of FP17s for the same patient ID Re-attending between 3 & 9 months - Adults	49	85	57.6%	52.3%	52.2%	50.1%
% of FP17s for Band 1 Urgent Courses	4	129	3.1%	7.7%	9.2%	9.1%
% of FP17s Relating to Free Repair or Replacements	0	129	0.0%	1.3%	1.0%	0.8%
% of FP17s Relating to Continuations	0	129	0.0%	1.6%	1.4%	1.2%
% of Patients satisfied with the dentistry they have received	1	1	N/A	94.2%	93.1%	92.8%
% of Patients satisfied with the time they had to wait for an appointment	1	1	N/A	88.8%	89.5%	88.7%

* This is based on patients treated on this contract for their most recent course of treatment. Figures in italics indicate the base number of FP17s or Patient Questionnaire responses are less than 100. N/A is shown where the base number of responses is less than 10 during the period. % is calculated as Quantity/Base number*100

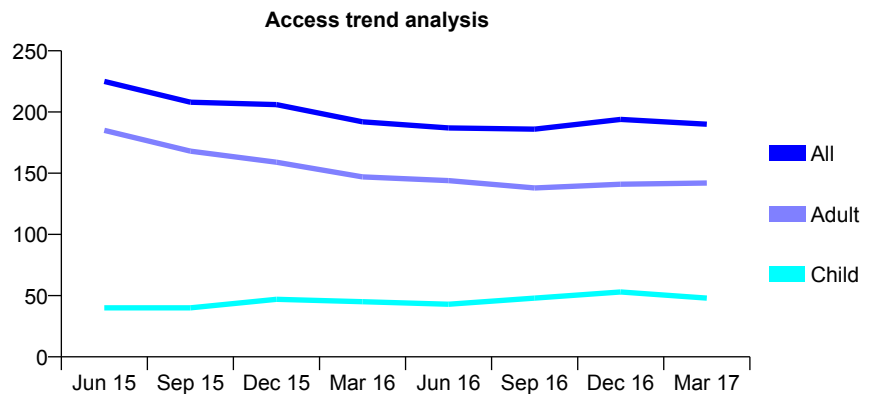
Q51 - Vital Signs At a Glance Contract Report for 165026/0005 - March 2017

Name or company name	Nottinghamshire Healthcare NHS Trust
Contract type name	PDS Contract
Purpose of contract	General
Contract start date	01/04/2012
Contract end date	

16/17 Contracted general activity (UDA)	2,700
Carry forward general activity (UDA)	0
16/17 Contracted orthodontic activity (UOA)	0
Carry forward orthodontic activity (UOA)	0
Baseline contract value	£156,422.36

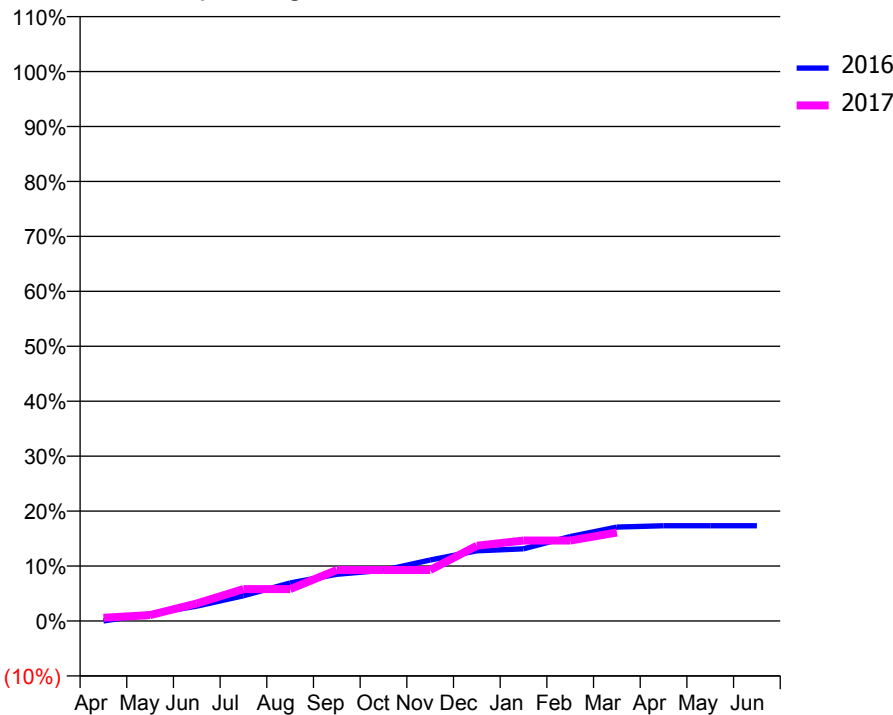
ACCESS*

Patients seen in 24 months	Total	Change since previous quarter
Quarter ending March 2016	192	
Quarter ending June 2016	187	↓
Quarter ending September 2016	186	→
Quarter ending December 2016	194	↑
Quarter ending March 2017	190	↓
Variance since March 2016	(1.0%)	↓



ACTIVITY

Cumulative percentage of contracted UDA delivered 2016 & 2017



Month	Adjusted Scheduled Activity (UDA)	
	2016	2017
April	0	16
May	35	29
June	73	86
July	124	157
August	187	157
September	229	250
October	249	250
November	300	250
December	345	370
January	355	396
February	415	396
March	461	435
April	468	
May	468	
June	468	

QUALITY

	Quantity	Base Number	Contract	AT	Region	England
% of FP17s for the same patient ID Re-attending within 3 months - Children	3	72	4.2%	10.5%	13.3%	12.3%
% of FP17s for the same patient ID Re-attending within 3 months - Adults	7	180	3.9%	15.4%	17.3%	16.7%
% of FP17s for the same patient ID Re-attending between 3 & 9 months - Children	32	72	44.4%	58.5%	58.9%	57.6%
% of FP17s for the same patient ID Re-attending between 3 & 9 months - Adults	108	180	60.0%	52.3%	52.2%	50.1%
% of FP17s for Band 1 Urgent Courses	3	246	1.2%	7.7%	9.2%	9.1%
% of FP17s Relating to Free Repair or Replacements	1	246	0.4%	1.3%	1.0%	0.8%
% of FP17s Relating to Continuations	1	246	0.4%	1.6%	1.4%	1.2%
% of Patients satisfied with the dentistry they have received	0	0	N/A	94.2%	93.1%	92.8%
% of Patients satisfied with the time they had to wait for an appointment	0	0	N/A	88.8%	89.5%	88.7%

* This is based on patients treated on this contract for their most recent course of treatment. Figures in italics indicate the base number of FP17s or Patient Questionnaire responses are less than 100. N/A is shown where the base number of responses is less than 10 during the period. % is calculated as Quantity/Base number*100

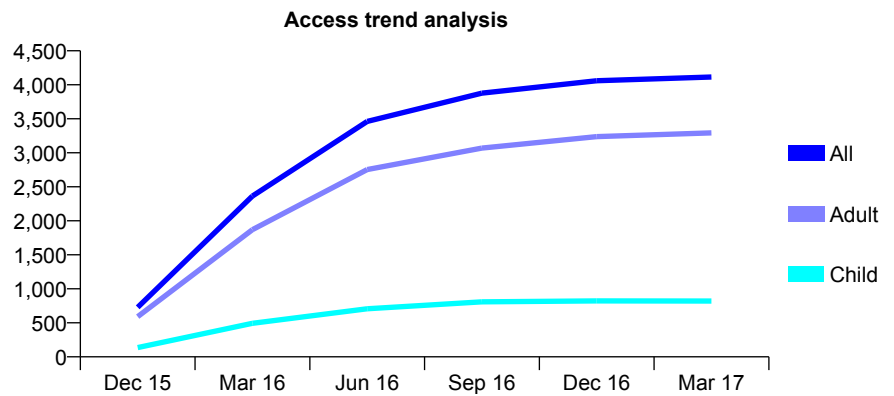
Q51 - Vital Signs At a Glance Contract Report for 166626/0001 - March 2017

Name or company name	Impressions Dental Care Limited
Contract type name	GDS Contract
Purpose of contract	General
Contract start date	01/11/2015
Contract end date	

16/17 Contracted general activity (UDA)	13,344
Carry forward general activity (UDA)	106
16/17 Contracted orthodontic activity (UOA)	0
Carry forward orthodontic activity (UOA)	0
Baseline contract value	£377,607.59

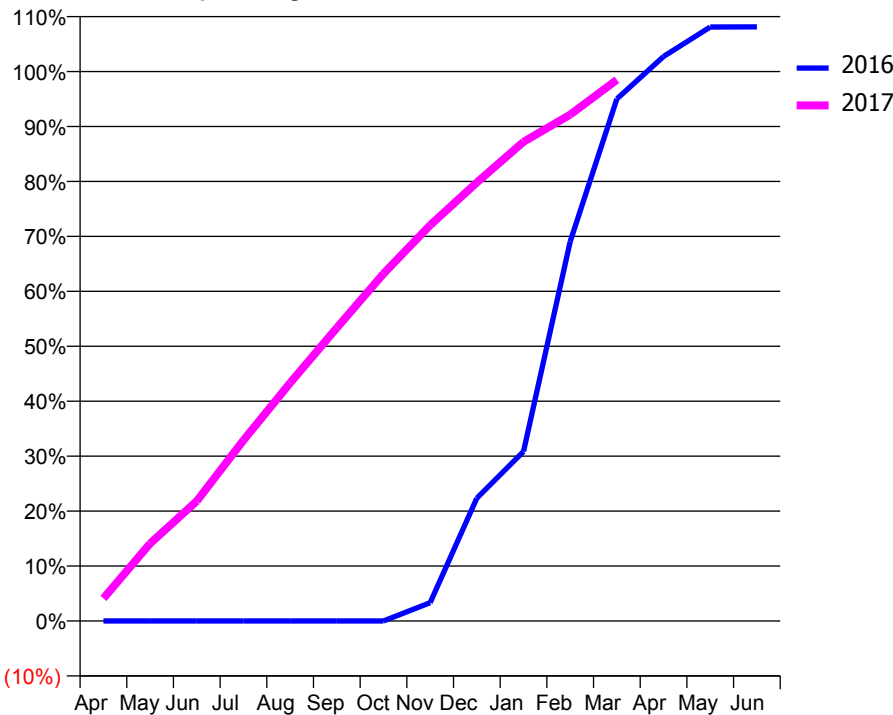
ACCESS*

Patients seen in 24 months	Total	Change since previous quarter
Quarter ending March 2016	2,363	
Quarter ending June 2016	3,461	↑
Quarter ending September 2016	3,878	↑
Quarter ending December 2016	4,060	↑
Quarter ending March 2017	4,114	→
Variance since March 2016	74.1%	↑



ACTIVITY

Cumulative percentage of contracted UDA delivered 2016 & 2017



Month	Adjusted Scheduled Activity (UDA)	
	2016	2017
April	0	549
May	0	1,883
June	0	2,912
July	0	4,388
August	0	5,782
September	0	7,120
October	0	8,435
November	186	9,611
December	1,244	10,650
January	1,716	11,637
February	3,840	12,297
March	5,283	13,143
April	5,712	
May	6,010	
June	6,012	

QUALITY

	Quantity	Base Number	Contract	AT	Region	England
% of FP17s for the same patient ID Re-attending within 3 months - Children	152	1,282	11.9%	10.5%	13.3%	12.3%
% of FP17s for the same patient ID Re-attending within 3 months - Adults	1,215	5,675	21.4%	15.4%	17.3%	16.7%
% of FP17s for the same patient ID Re-attending between 3 & 9 months - Children	612	1,282	47.7%	58.5%	58.9%	57.6%
% of FP17s for the same patient ID Re-attending between 3 & 9 months - Adults	2,742	5,675	48.3%	52.3%	52.2%	50.1%
% of FP17s for Band 1 Urgent Courses	847	6,612	12.8%	7.7%	9.2%	9.1%
% of FP17s Relating to Free Repair or Replacements	94	6,612	1.4%	1.3%	1.0%	0.8%
% of FP17s Relating to Continuations	85	6,612	1.3%	1.6%	1.4%	1.2%
% of Patients satisfied with the dentistry they have received	13	14	92.9%	94.2%	93.1%	92.8%
% of Patients satisfied with the time they had to wait for an appointment	11	14	78.6%	88.8%	89.5%	88.7%

* This is based on patients treated on this contract for their most recent course of treatment. Figures in italics indicate the base number of FP17s or Patient Questionnaire responses are less than 100. N/A is shown where the base number of responses is less than 10 during the period. % is calculated as Quantity/Base number*100

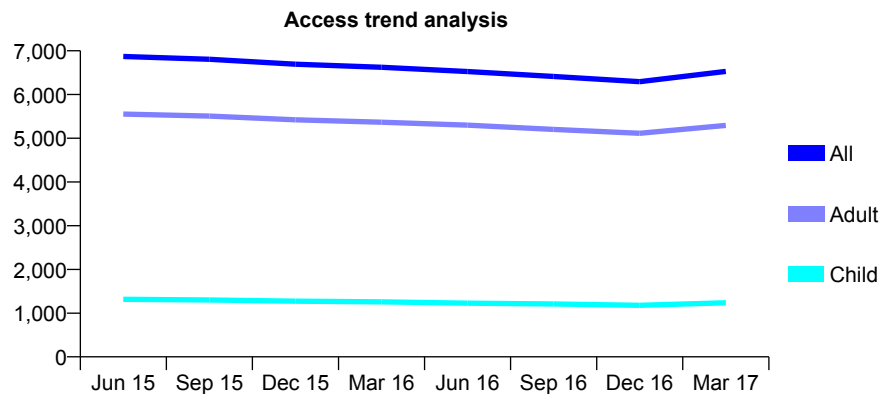
Q51 - Vital Signs At a Glance Contract Report for 166723/0001 - March 2017

Name or company name	Woodhouse Dental Practice
Contract type name	GDS Contract
Purpose of contract	General
Contract start date	01/04/2013
Contract end date	

16/17 Contracted general activity (UDA)	21,329
Carry forward general activity (UDA)	-170
16/17 Contracted orthodontic activity (UOA)	0
Carry forward orthodontic activity (UOA)	0
Baseline contract value	£606,669.42

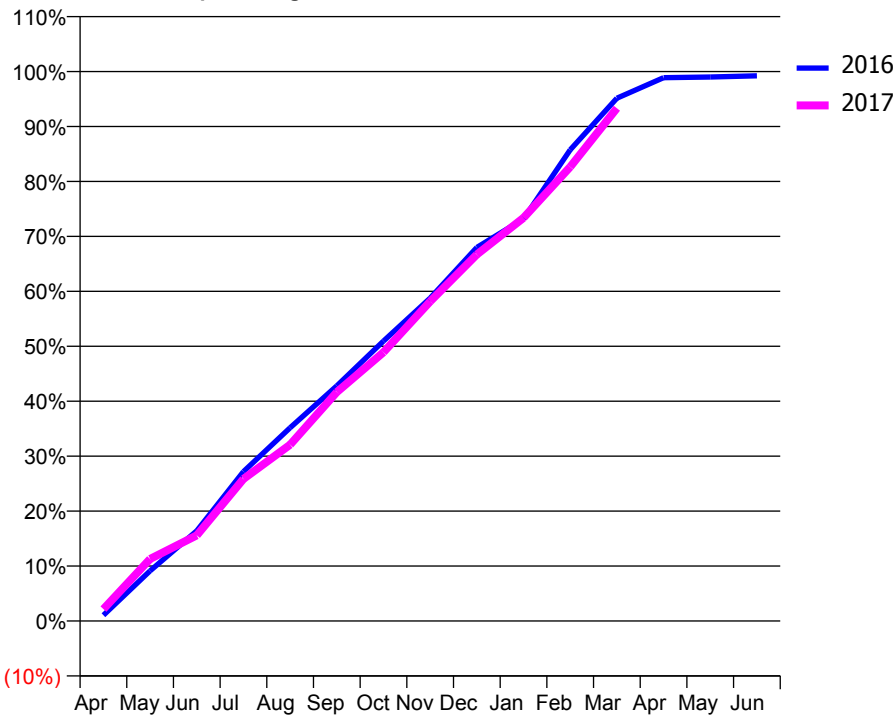
ACCESS*

Patients seen in 24 months	Total	Change since previous quarter
Quarter ending March 2016	6,624	
Quarter ending June 2016	6,527	↓
Quarter ending September 2016	6,413	↓
Quarter ending December 2016	6,295	↓
Quarter ending March 2017	6,528	↑
Variance since March 2016	(1.4%)	↓



ACTIVITY

Cumulative percentage of contracted UDA delivered 2016 & 2017



Month	Adjusted Scheduled Activity (UDA)	
	2016	2017
April	224	462
May	1,948	2,408
June	3,503	3,325
July	5,802	5,517
August	7,504	6,846
September	9,126	8,884
October	10,866	10,434
November	12,536	12,406
December	14,498	14,225
January	15,608	15,650
February	18,288	17,627
March	20,292	19,902
April	21,092	
May	21,118	
June	21,164	

QUALITY

	Quantity	Base Number	Contract	AT	Region	England
% of FP17s for the same patient ID Re-attending within 3 months - Children	107	2,204	4.9%	10.5%	13.3%	12.3%
% of FP17s for the same patient ID Re-attending within 3 months - Adults	1,113	8,835	12.6%	15.4%	17.3%	16.7%
% of FP17s for the same patient ID Re-attending between 3 & 9 months - Children	1,658	2,204	75.2%	58.5%	58.9%	57.6%
% of FP17s for the same patient ID Re-attending between 3 & 9 months - Adults	5,689	8,835	64.4%	52.3%	52.2%	50.1%
% of FP17s for Band 1 Urgent Courses	469	10,240	4.6%	7.7%	9.2%	9.1%
% of FP17s Relating to Free Repair or Replacements	70	10,240	0.7%	1.3%	1.0%	0.8%
% of FP17s Relating to Continuations	162	10,240	1.6%	1.6%	1.4%	1.2%
% of Patients satisfied with the dentistry they have received	33	35	94.3%	94.2%	93.1%	92.8%
% of Patients satisfied with the time they had to wait for an appointment	31	35	88.6%	88.8%	89.5%	88.7%

* This is based on patients treated on this contract for their most recent course of treatment. Figures in italics indicate the base number of FP17s or Patient Questionnaire responses are less than 100. N/A is shown where the base number of responses is less than 10 during the period. % is calculated as Quantity/Base number*100

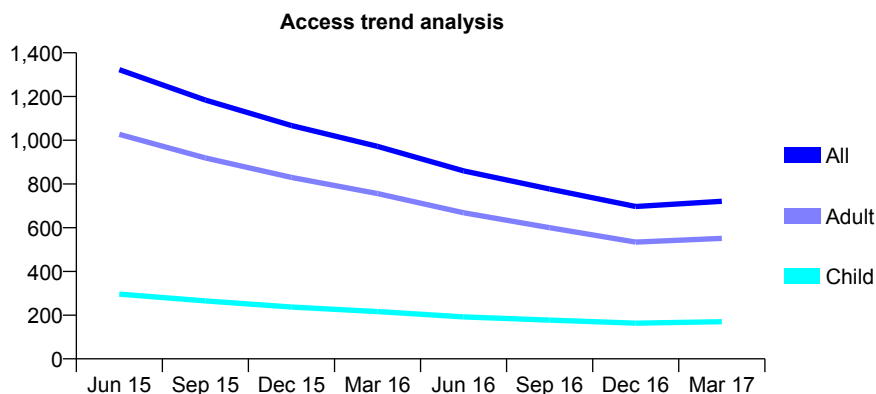
Q51 - Vital Signs At a Glance Contract Report for 166944/0004 - March 2017

Name or company name	Sheffield SPDCS
Contract type name	PDS Contract
Purpose of contract	General
Contract start date	01/04/2010
Contract end date	

16/17 Contracted general activity (UDA)	3,887
Carry forward general activity (UDA)	0
16/17 Contracted orthodontic activity (UOA)	0
Carry forward orthodontic activity (UOA)	0
Baseline contract value	£484,032.71

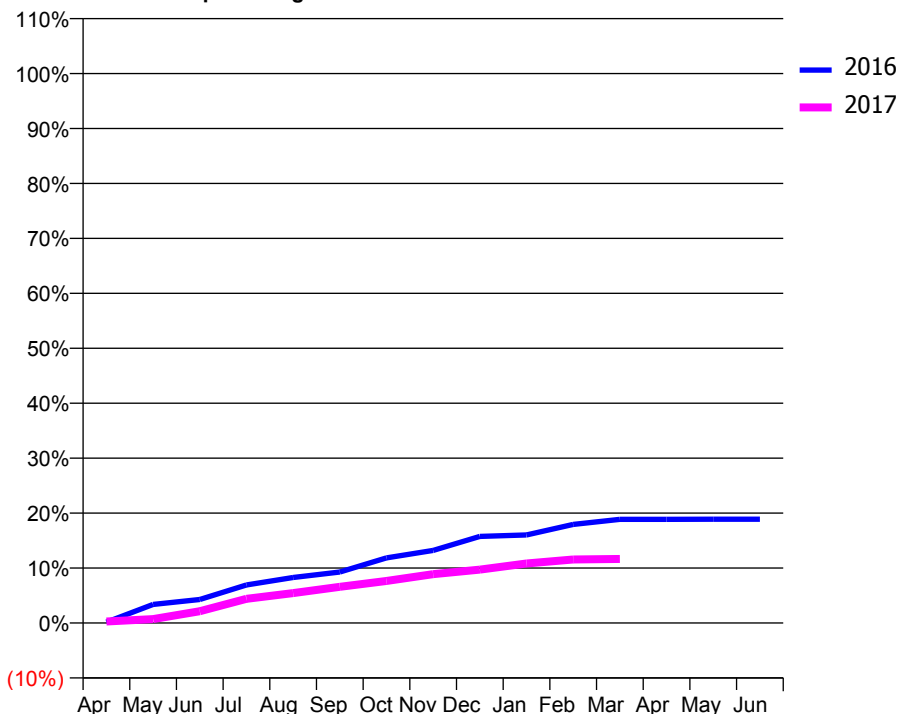
ACCESS*

Patients seen in 24 months	Total	Change since previous quarter
Quarter ending March 2016	972	
Quarter ending June 2016	860	↓
Quarter ending September 2016	777	↓
Quarter ending December 2016	697	↓
Quarter ending March 2017	721	↑
Variance since March 2016	(25.8%)	↓



ACTIVITY

Cumulative percentage of contracted UDA delivered 2016 & 2017



Month	Adjusted Scheduled Activity (UDA)	
	2016	2017
April	6	11
May	131	28
June	166	83
July	270	171
August	322	211
September	361	256
October	461	298
November	514	346
December	613	378
January	623	422
February	697	450
March	734	453
April	734	
May	735	
June	735	

QUALITY

	Quantity	Base Number	Contract	AT	Region	England
% of FP17s for the same patient ID Re-attending within 3 months - Children	16	241	6.6%	10.5%	13.3%	12.3%
% of FP17s for the same patient ID Re-attending within 3 months - Adults	87	707	12.3%	15.4%	17.3%	16.7%
% of FP17s for the same patient ID Re-attending between 3 & 9 months - Children	125	241	51.9%	58.5%	58.9%	57.6%
% of FP17s for the same patient ID Re-attending between 3 & 9 months - Adults	335	707	47.4%	52.3%	52.2%	50.1%
% of FP17s for Band 1 Urgent Courses	5	178	2.8%	7.7%	9.2%	9.1%
% of FP17s Relating to Free Repair or Replacements	3	178	1.7%	1.3%	1.0%	0.8%
% of FP17s Relating to Continuations	4	178	2.2%	1.6%	1.4%	1.2%
% of Patients satisfied with the dentistry they have received	1	1	N/A	94.2%	93.1%	92.8%
% of Patients satisfied with the time they had to wait for an appointment	1	1	N/A	88.8%	89.5%	88.7%

* This is based on patients treated on this contract for their most recent course of treatment. Figures in italics indicate the base number of FP17s or Patient Questionnaire responses are less than 100. N/A is shown where the base number of responses is less than 10 during the period. % is calculated as Quantity/Base number*100

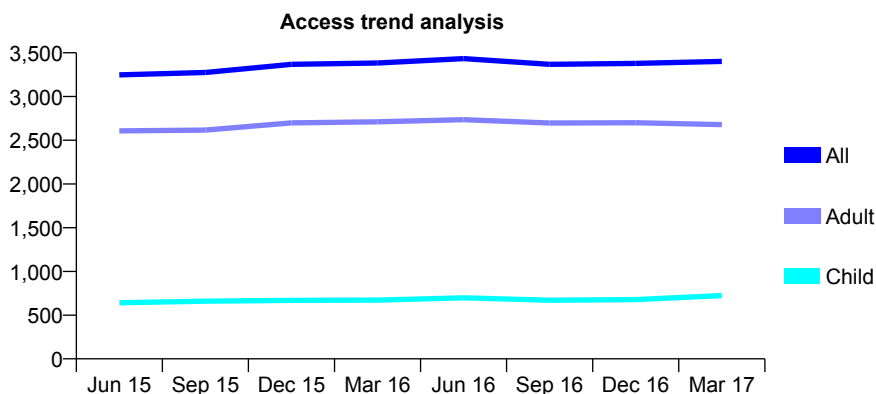
Q51 - Vital Signs At a Glance Contract Report for 166944/0007 - March 2017

Name or company name	Sheffield SPDCS
Contract type name	PDS Contract
Purpose of contract	General
Contract start date	01/08/2013
Contract end date	31/07/2023

16/17 Contracted general activity (UDA)	8,544
Carry forward general activity (UDA)	0
16/17 Contracted orthodontic activity (UOA)	0
Carry forward orthodontic activity (UOA)	0
Baseline contract value	£1,556,025.18

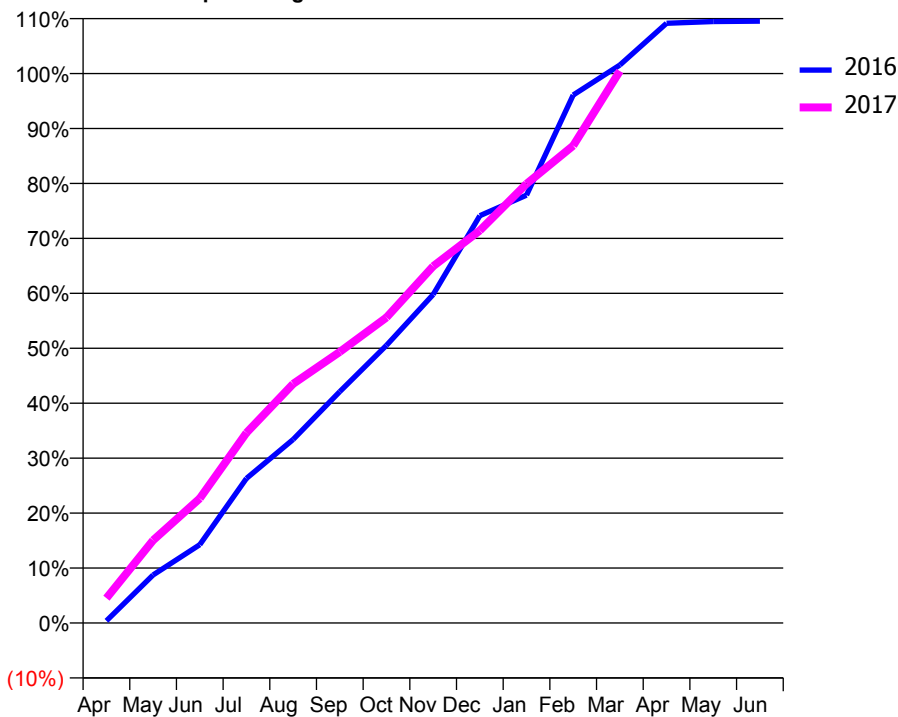
ACCESS*

Patients seen in 24 months	Total	Change since previous quarter
Quarter ending March 2016	3,383	
Quarter ending June 2016	3,433	→
Quarter ending September 2016	3,368	↓
Quarter ending December 2016	3,378	→
Quarter ending March 2017	3,401	→
Variance since March 2016	0.5%	→



ACTIVITY

Cumulative percentage of contracted UDA delivered 2016 & 2017



Month	Adjusted Scheduled Activity (UDA)	
	2016	2017
April	34	387
May	748	1,287
June	1,218	1,938
July	2,249	2,958
August	2,853	3,719
September	3,598	4,216
October	4,318	4,750
November	5,108	5,548
December	6,334	6,104
January	6,653	6,829
February	8,210	7,422
March	8,676	8,582
April	9,326	
May	9,351	
June	9,358	

QUALITY

	Quantity	Base Number	Contract	AT	Region	England
% of FP17s for the same patient ID Re-attending within 3 months - Children	525	1,569	33.5%	10.5%	13.3%	12.3%
% of FP17s for the same patient ID Re-attending within 3 months - Adults	420	3,135	13.4%	15.4%	17.3%	16.7%
% of FP17s for the same patient ID Re-attending between 3 & 9 months - Children	556	1,569	35.4%	58.5%	58.9%	57.6%
% of FP17s for the same patient ID Re-attending between 3 & 9 months - Adults	1,437	3,135	45.8%	52.3%	52.2%	50.1%
% of FP17s for Band 1 Urgent Courses	112	4,344	2.6%	7.7%	9.2%	9.1%
% of FP17s Relating to Free Repair or Replacements	6	4,344	0.1%	1.3%	1.0%	0.8%
% of FP17s Relating to Continuations	239	4,344	5.5%	1.6%	1.4%	1.2%
% of Patients satisfied with the dentistry they have received	4	4	N/A	94.2%	93.1%	92.8%
% of Patients satisfied with the time they had to wait for an appointment	2	4	N/A	88.8%	89.5%	88.7%

* This is based on patients treated on this contract for their most recent course of treatment. Figures in italics indicate the base number of FP17s or Patient Questionnaire responses are less than 100. N/A is shown where the base number of responses is less than 10 during the period. % is calculated as Quantity/Base number*100

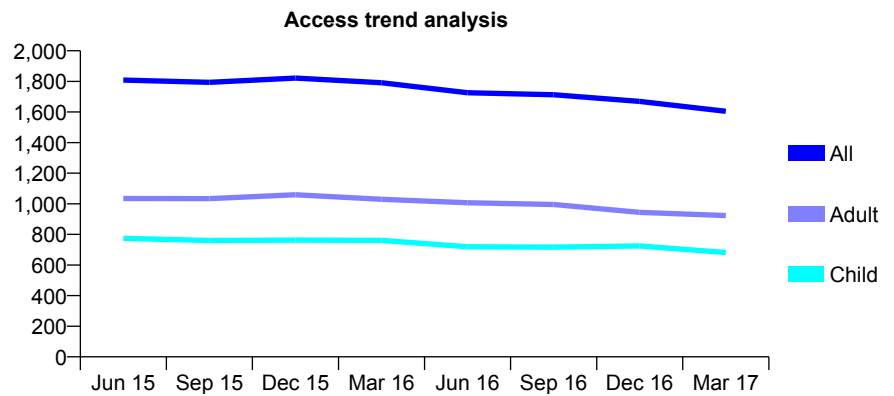
Q51 - Vital Signs At a Glance Contract Report for 166944/0008 - March 2017

Name or company name	Sheffield SPDCS
Contract type name	PDS Contract
Purpose of contract	General
Contract start date	01/08/2013
Contract end date	31/07/2023

16/17 Contracted general activity (UDA)	4,488
Carry forward general activity (UDA)	0
16/17 Contracted orthodontic activity (UOA)	0
Carry forward orthodontic activity (UOA)	0
Baseline contract value	£708,888.74

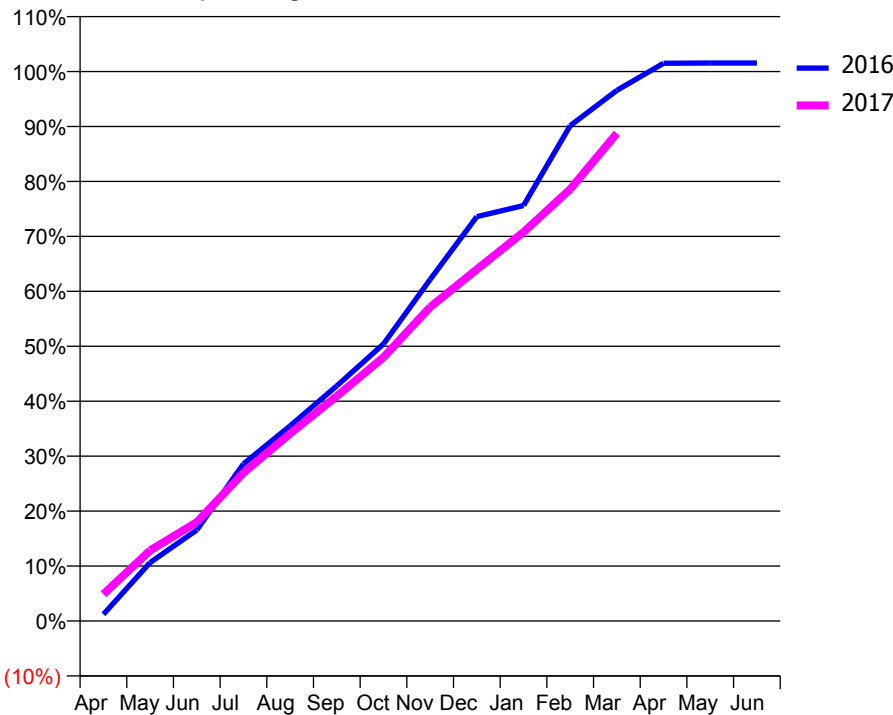
ACCESS*

Patients seen in 24 months	Total	Change since previous quarter
Quarter ending March 2016	1,791	
Quarter ending June 2016	1,726	↓
Quarter ending September 2016	1,713	→
Quarter ending December 2016	1,669	↓
Quarter ending March 2017	1,605	↓
Variance since March 2016	(10.4%)	↓



ACTIVITY

Cumulative percentage of contracted UDA delivered 2016 & 2017



Month	Adjusted Scheduled Activity (UDA)	
	2016	2017
April	55	219
May	478	577
June	744	808
July	1,284	1,211
August	1,593	1,531
September	1,920	1,837
October	2,263	2,153
November	2,790	2,564
December	3,303	2,872
January	3,393	3,176
February	4,045	3,527
March	4,334	3,983
April	4,555	
May	4,557	
June	4,557	

QUALITY

	Quantity	Base Number	Contract	AT	Region	England
% of FP17s for the same patient ID Re-attending within 3 months - Children	65	929	7.0%	10.5%	13.3%	12.3%
% of FP17s for the same patient ID Re-attending within 3 months - Adults	107	1,007	10.6%	15.4%	17.3%	16.7%
% of FP17s for the same patient ID Re-attending between 3 & 9 months - Children	429	929	46.2%	58.5%	58.9%	57.6%
% of FP17s for the same patient ID Re-attending between 3 & 9 months - Adults	424	1,007	42.1%	52.3%	52.2%	50.1%
% of FP17s for Band 1 Urgent Courses	36	1,834	2.0%	7.7%	9.2%	9.1%
% of FP17s Relating to Free Repair or Replacements	2	1,834	0.1%	1.3%	1.0%	0.8%
% of FP17s Relating to Continuations	25	1,834	1.4%	1.6%	1.4%	1.2%
% of Patients satisfied with the dentistry they have received	2	2	N/A	94.2%	93.1%	92.8%
% of Patients satisfied with the time they had to wait for an appointment	2	2	N/A	88.8%	89.5%	88.7%

* This is based on patients treated on this contract for their most recent course of treatment. Figures in italics indicate the base number of FP17s or Patient Questionnaire responses are less than 100. N/A is shown where the base number of responses is less than 10 during the period. % is calculated as Quantity/Base number*100

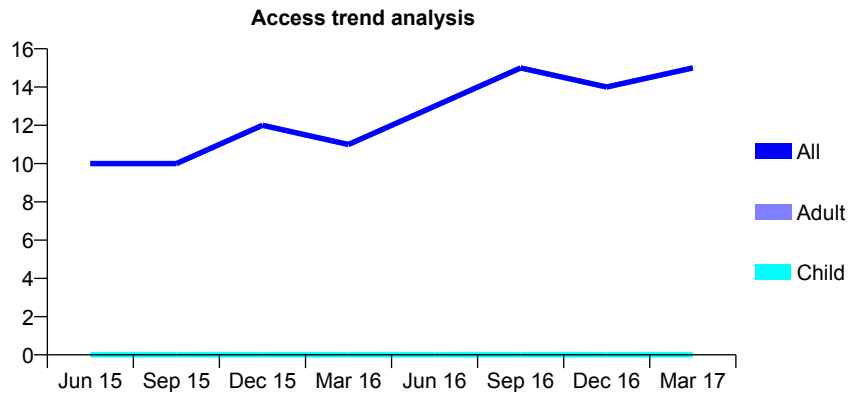
Q51 - Vital Signs At a Glance Contract Report for 166944/0009 - March 2017

Name or company name	Sheffield SPDCS
Contract type name	PDS Contract
Purpose of contract	General
Contract start date	01/08/2013
Contract end date	

16/17 Contracted general activity (UDA)	7
Carry forward general activity (UDA)	0
16/17 Contracted orthodontic activity (UOA)	0
Carry forward orthodontic activity (UOA)	0
Baseline contract value	£70,887.80

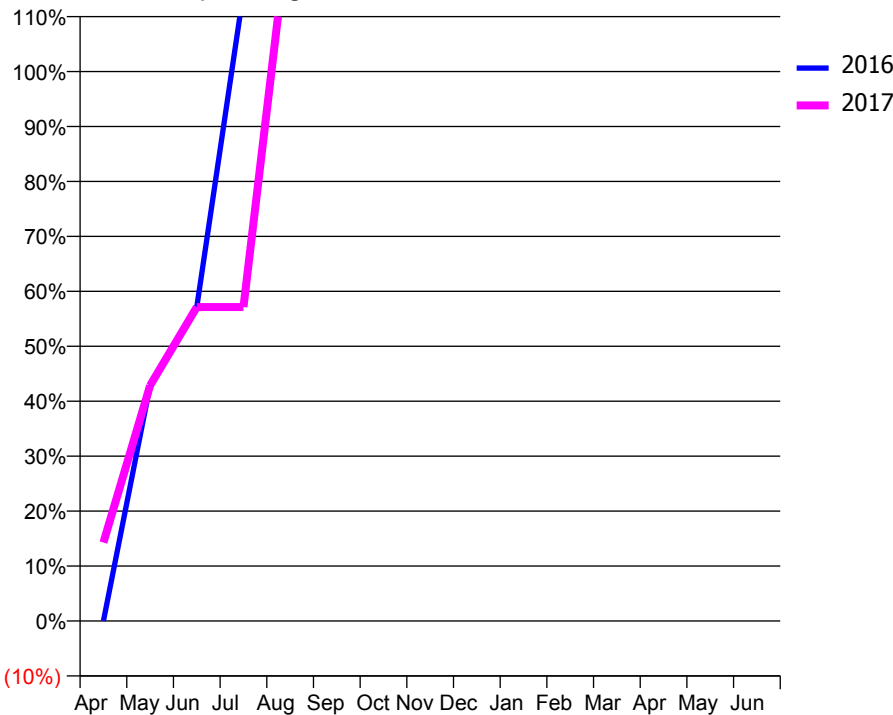
ACCESS*

Patients seen in 24 months	Total	Change since previous quarter
Quarter ending March 2016	11	
Quarter ending June 2016	13	↑
Quarter ending September 2016	15	↑
Quarter ending December 2016	14	↓
Quarter ending March 2017	15	↑
Variance since March 2016	36.4%	↑



ACTIVITY

Cumulative percentage of contracted UDA delivered 2016 & 2017



Month	Adjusted Scheduled Activity (UDA)	
	2016	2017
April	0	1
May	3	3
June	4	4
July	8	4
August	24	9
September	26	10
October	30	23
November	30	24
December	32	28
January	32	29
February	35	29
March	37	30
April	52	
May	52	
June	52	

QUALITY

	Quantity	Base Number	Contract	AT	Region	England
% of FP17s for the same patient ID Re-attending within 3 months - Children	0	0	N/A	10.5%	13.3%	12.3%
% of FP17s for the same patient ID Re-attending within 3 months - Adults	0	17	0.0%	15.4%	17.3%	16.7%
% of FP17s for the same patient ID Re-attending between 3 & 9 months - Children	0	0	N/A	58.5%	58.9%	57.6%
% of FP17s for the same patient ID Re-attending between 3 & 9 months - Adults	5	17	29.4%	52.3%	52.2%	50.1%
% of FP17s for Band 1 Urgent Courses	0	15	0.0%	7.7%	9.2%	9.1%
% of FP17s Relating to Free Repair or Replacements	0	15	0.0%	1.3%	1.0%	0.8%
% of FP17s Relating to Continuations	0	15	0.0%	1.6%	1.4%	1.2%
% of Patients satisfied with the dentistry they have received	0	0	N/A	94.2%	93.1%	92.8%
% of Patients satisfied with the time they had to wait for an appointment	0	0	N/A	88.8%	89.5%	88.7%

* This is based on patients treated on this contract for their most recent course of treatment. Figures in italics indicate the base number of FP17s or Patient Questionnaire responses are less than 100. N/A is shown where the base number of responses is less than 10 during the period. % is calculated as Quantity/Base number*100

Q51 - Vital Signs At a Glance Contract Report for 166944/0010 - March 2017

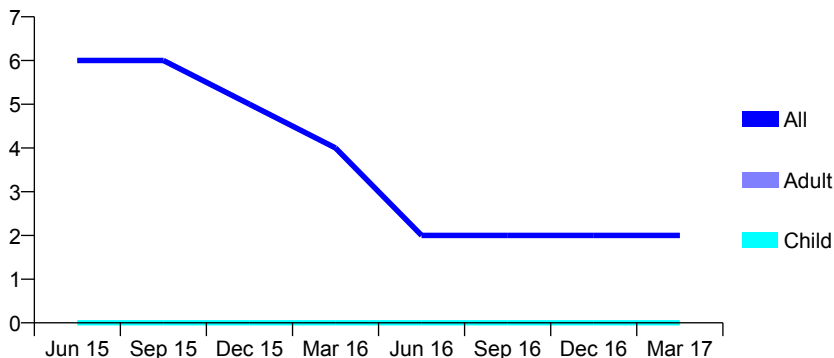
Name or company name	Sheffield SPDCS
Contract type name	PDS Contract
Purpose of contract	General
Contract start date	01/08/2013
Contract end date	

16/17 Contracted general activity (UDA)	19
Carry forward general activity (UDA)	0
16/17 Contracted orthodontic activity (UOA)	0
Carry forward orthodontic activity (UOA)	0
Baseline contract value	£70,887.80

ACCESS*

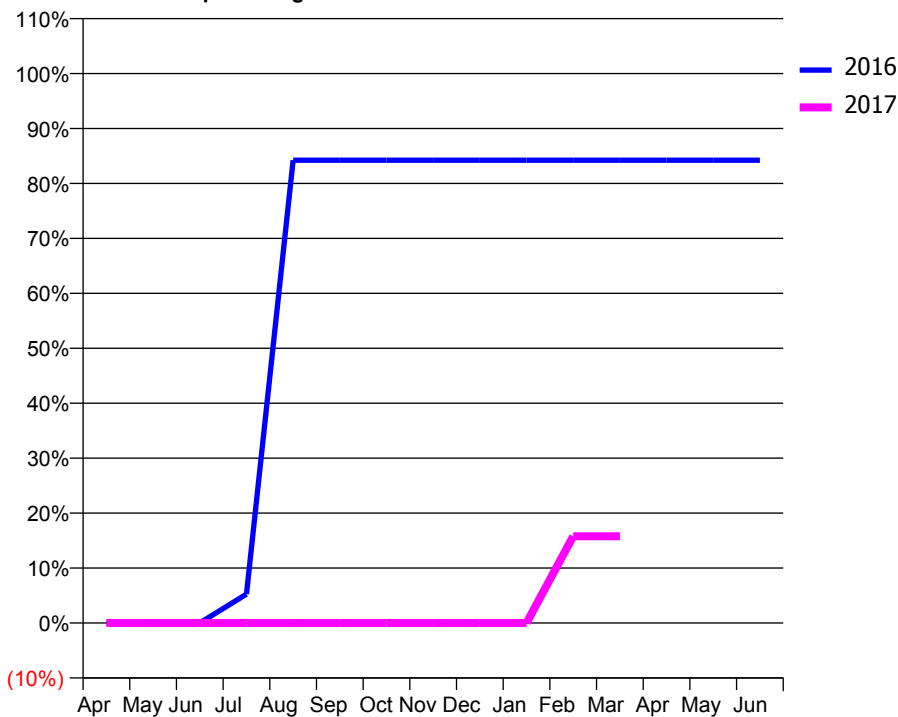
Patients seen in 24 months	Total	Change since previous quarter
Quarter ending March 2016	4	
Quarter ending June 2016	2	↓
Quarter ending September 2016	2	→
Quarter ending December 2016	2	→
Quarter ending March 2017	2	→
Variance since March 2016	(50.0%)	↓

Access trend analysis



ACTIVITY

Cumulative percentage of contracted UDA delivered 2016 & 2017



Month	Adjusted Scheduled Activity (UDA)	
	2016	2017
April	0	0
May	0	0
June	0	0
July	1	0
August	16	0
September	16	0
October	16	0
November	16	0
December	16	0
January	16	0
February	16	3
March	16	3
April	16	
May	16	
June	16	

QUALITY

	Quantity	Base Number	Contract	AT	Region	England
% of FP17s for the same patient ID Re-attending within 3 months - Children	0	0	N/A	10.5%	13.3%	12.3%
% of FP17s for the same patient ID Re-attending within 3 months - Adults	0	1	0.0%	15.4%	17.3%	16.7%
% of FP17s for the same patient ID Re-attending between 3 & 9 months - Children	0	0	N/A	58.5%	58.9%	57.6%
% of FP17s for the same patient ID Re-attending between 3 & 9 months - Adults	0	1	0.0%	52.3%	52.2%	50.1%
% of FP17s for Band 1 Urgent Courses	0	1	0.0%	7.7%	9.2%	9.1%
% of FP17s Relating to Free Repair or Replacements	0	1	0.0%	1.3%	1.0%	0.8%
% of FP17s Relating to Continuations	0	1	0.0%	1.6%	1.4%	1.2%
% of Patients satisfied with the dentistry they have received	0	0	N/A	94.2%	93.1%	92.8%
% of Patients satisfied with the time they had to wait for an appointment	0	0	N/A	88.8%	89.5%	88.7%

* This is based on patients treated on this contract for their most recent course of treatment. Figures in italics indicate the base number of FP17s or Patient Questionnaire responses are less than 100. N/A is shown where the base number of responses is less than 10 during the period. % is calculated as Quantity/Base number*100

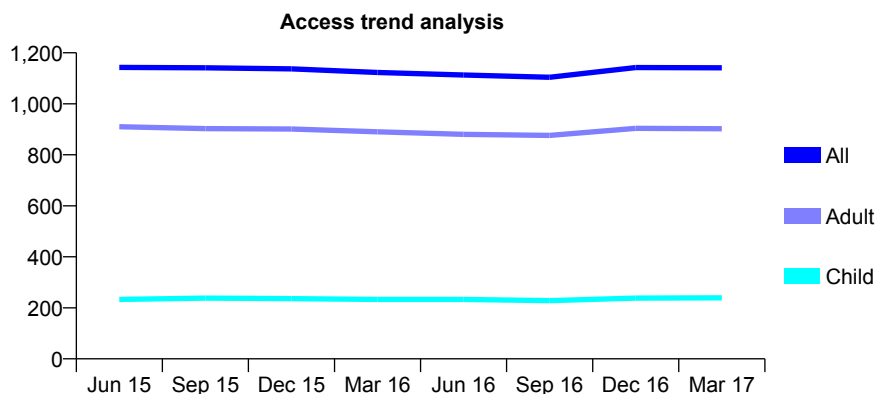
Q51 - Vital Signs At a Glance Contract Report for 167622/0001 - March 2017

Name or company name	JCS Dental Practice
Contract type name	GDS Contract
Purpose of contract	General
Contract start date	01/12/2010
Contract end date	

16/17 Contracted general activity (UDA)	4,471
Carry forward general activity (UDA)	591
16/17 Contracted orthodontic activity (UOA)	0
Carry forward orthodontic activity (UOA)	0
Baseline contract value	£126,554.63

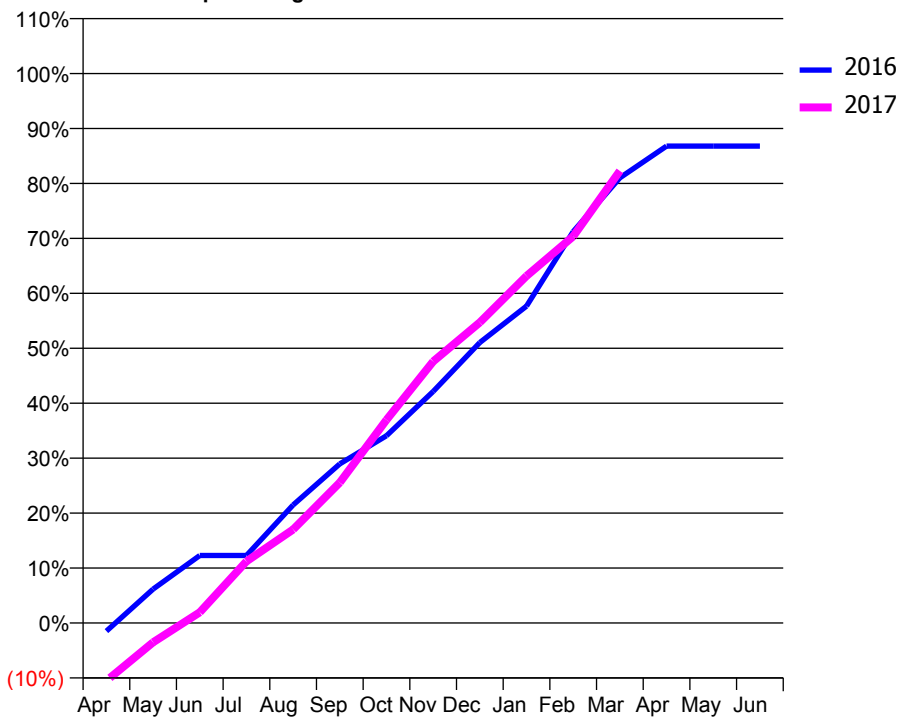
ACCESS*

Patients seen in 24 months	Total	Change since previous quarter
Quarter ending March 2016	1,123	
Quarter ending June 2016	1,113	→
Quarter ending September 2016	1,104	→
Quarter ending December 2016	1,142	↑
Quarter ending March 2017	1,141	→
Variance since March 2016	1.6%	→



ACTIVITY

Cumulative percentage of contracted UDA delivered 2016 & 2017



Month	Adjusted Scheduled Activity (UDA)	
	2016	2017
April	-66	-471
May	276	-158
June	549	87
July	549	502
August	961	762
September	1,295	1,143
October	1,524	1,653
November	1,885	2,128
December	2,282	2,446
January	2,579	2,824
February	3,185	3,146
March	3,622	3,679
April	3,880	
May	3,880	
June	3,880	

QUALITY

	Quantity	Base Number	Contract	AT	Region	England
% of FP17s for the same patient ID Re-attending within 3 months - Children	52	446	11.7%	10.5%	13.3%	12.3%
% of FP17s for the same patient ID Re-attending within 3 months - Adults	344	1,674	20.5%	15.4%	17.3%	16.7%
% of FP17s for the same patient ID Re-attending between 3 & 9 months - Children	250	446	56.1%	58.5%	58.9%	57.6%
% of FP17s for the same patient ID Re-attending between 3 & 9 months - Adults	906	1,674	54.1%	52.3%	52.2%	50.1%
% of FP17s for Band 1 Urgent Courses	139	1,980	7.0%	7.7%	9.2%	9.1%
% of FP17s Relating to Free Repair or Replacements	53	1,980	2.7%	1.3%	1.0%	0.8%
% of FP17s Relating to Continuations	54	1,980	2.7%	1.6%	1.4%	1.2%
% of Patients satisfied with the dentistry they have received	6	6	N/A	94.2%	93.1%	92.8%
% of Patients satisfied with the time they had to wait for an appointment	6	6	N/A	88.8%	89.5%	88.7%

* This is based on patients treated on this contract for their most recent course of treatment. Figures in italics indicate the base number of FP17s or Patient Questionnaire responses are less than 100. N/A is shown where the base number of responses is less than 10 during the period. % is calculated as Quantity/Base number*100

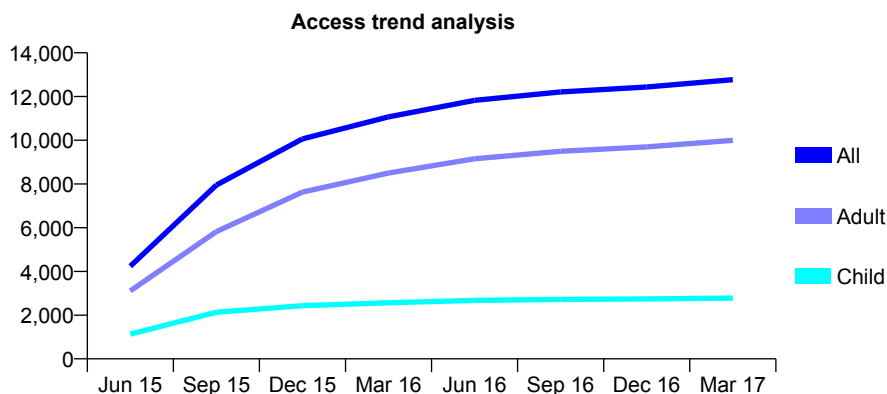
Q51 - Vital Signs At a Glance Contract Report for 167819/0001 - March 2017

Name or company name	Mr Peach and Mr Harper
Contract type name	GDS Contract
Purpose of contract	General
Contract start date	01/04/2015
Contract end date	

16/17 Contracted general activity (UDA)	29,661
Carry forward general activity (UDA)	-593
16/17 Contracted orthodontic activity (UOA)	0
Carry forward orthodontic activity (UOA)	0
Baseline contract value	£924,883.75

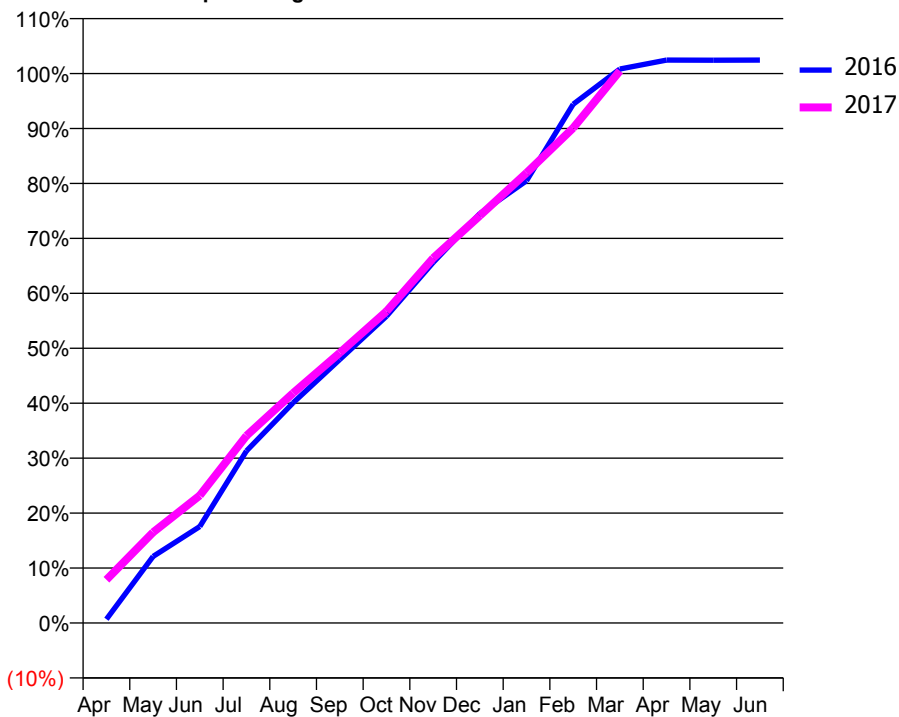
ACCESS*

Patients seen in 24 months	Total	Change since previous quarter
Quarter ending March 2016	11,069	
Quarter ending June 2016	11,824	↑
Quarter ending September 2016	12,208	↑
Quarter ending December 2016	12,435	→
Quarter ending March 2017	12,773	↑
Variance since March 2016	15.4%	↑



ACTIVITY

Cumulative percentage of contracted UDA delivered 2016 & 2017



Month	Adjusted Scheduled Activity (UDA)	
	2016	2017
April	199	2,333
May	3,521	4,900
June	5,105	6,887
July	9,105	10,106
August	11,650	12,414
September	13,945	14,589
October	16,228	16,825
November	19,069	19,696
December	21,660	21,986
January	23,397	24,300
February	27,445	26,719
March	29,304	29,803
April	29,780	
May	29,773	
June	29,775	

QUALITY

	Quantity	Base Number	Contract	AT	Region	England
% of FP17s for the same patient ID Re-attending within 3 months - Children	342	4,940	6.9%	10.5%	13.3%	12.3%
% of FP17s for the same patient ID Re-attending within 3 months - Adults	781	13,207	5.9%	15.4%	17.3%	16.7%
% of FP17s for the same patient ID Re-attending between 3 & 9 months - Children	3,498	4,940	70.8%	58.5%	58.9%	57.6%
% of FP17s for the same patient ID Re-attending between 3 & 9 months - Adults	6,985	13,207	52.9%	52.3%	52.2%	50.1%
% of FP17s for Band 1 Urgent Courses	509	17,837	2.9%	7.7%	9.2%	9.1%
% of FP17s Relating to Free Repair or Replacements	104	17,837	0.6%	1.3%	1.0%	0.8%
% of FP17s Relating to Continuations	74	17,837	0.4%	1.6%	1.4%	1.2%
% of Patients satisfied with the dentistry they have received	18	20	90.0%	94.2%	93.1%	92.8%
% of Patients satisfied with the time they had to wait for an appointment	19	20	95.0%	88.8%	89.5%	88.7%

* This is based on patients treated on this contract for their most recent course of treatment. Figures in italics indicate the base number of FP17s or Patient Questionnaire responses are less than 100. N/A is shown where the base number of responses is less than 10 during the period. % is calculated as Quantity/Base number*100

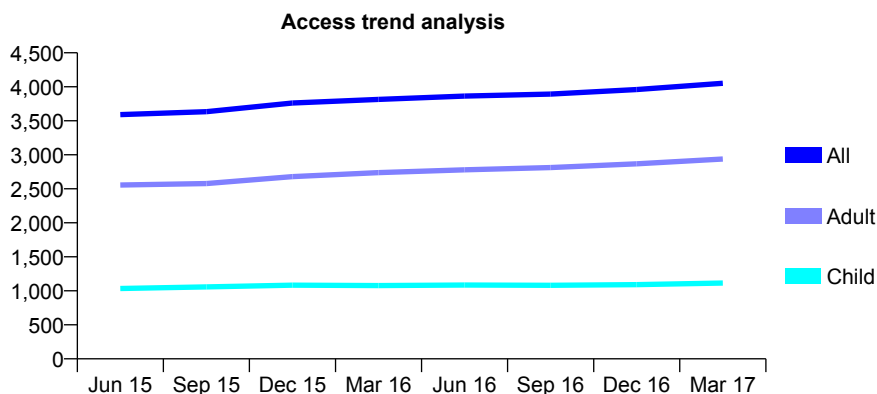
Q51 - Vital Signs At a Glance Contract Report for 174440/0001 - March 2017

Name or company name	IDH 474 Limited
Contract type name	GDS Contract
Purpose of contract	General
Contract start date	01/07/2011
Contract end date	

16/17 Contracted general activity (UDA)	14,895
Carry forward general activity (UDA)	136
16/17 Contracted orthodontic activity (UOA)	0
Carry forward orthodontic activity (UOA)	0
Baseline contract value	£454,946.45

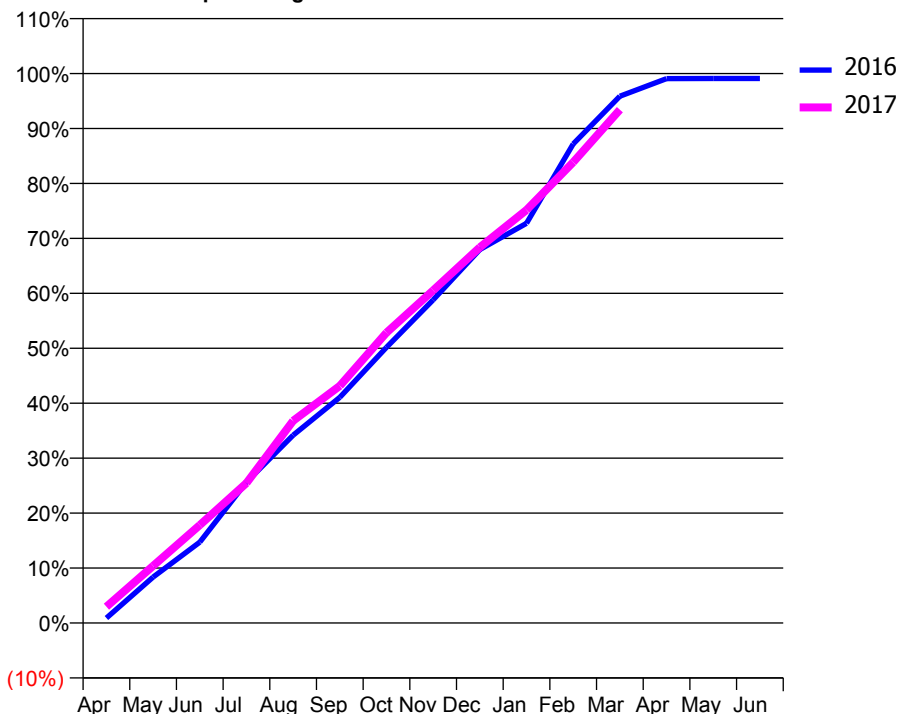
ACCESS*

Patients seen in 24 months	Total	Change since previous quarter
Quarter ending March 2016	3,815	
Quarter ending June 2016	3,864	→
Quarter ending September 2016	3,894	→
Quarter ending December 2016	3,960	→
Quarter ending March 2017	4,052	↑
Variance since March 2016	6.2%	↑



ACTIVITY

Cumulative percentage of contracted UDA delivered 2016 & 2017



Month	Adjusted Scheduled Activity (UDA)	
	2016	2017
April	136	442
May	1,244	1,550
June	2,191	2,656
July	3,818	3,792
August	5,090	5,480
September	6,119	6,429
October	7,474	7,869
November	8,759	9,015
December	10,122	10,184
January	10,833	11,196
February	12,986	12,489
March	14,278	13,916
April	14,756	
May	14,759	
June	14,759	

QUALITY

	Quantity	Base Number	Contract	AT	Region	England
% of FP17s for the same patient ID Re-attending within 3 months - Children	112	1,816	6.2%	10.5%	13.3%	12.3%
% of FP17s for the same patient ID Re-attending within 3 months - Adults	520	4,264	12.2%	15.4%	17.3%	16.7%
% of FP17s for the same patient ID Re-attending between 3 & 9 months - Children	1,238	1,816	68.2%	58.5%	58.9%	57.6%
% of FP17s for the same patient ID Re-attending between 3 & 9 months - Adults	2,416	4,264	56.7%	52.3%	52.2%	50.1%
% of FP17s for Band 1 Urgent Courses	279	5,910	4.7%	7.7%	9.2%	9.1%
% of FP17s Relating to Free Repair or Replacements	70	5,910	1.2%	1.3%	1.0%	0.8%
% of FP17s Relating to Continuations	117	5,910	2.0%	1.6%	1.4%	1.2%
% of Patients satisfied with the dentistry they have received	4	4	N/A	94.2%	93.1%	92.8%
% of Patients satisfied with the time they had to wait for an appointment	3	4	N/A	88.8%	89.5%	88.7%

* This is based on patients treated on this contract for their most recent course of treatment. Figures in italics indicate the base number of FP17s or Patient Questionnaire responses are less than 100. N/A is shown where the base number of responses is less than 10 during the period. % is calculated as Quantity/Base number*100

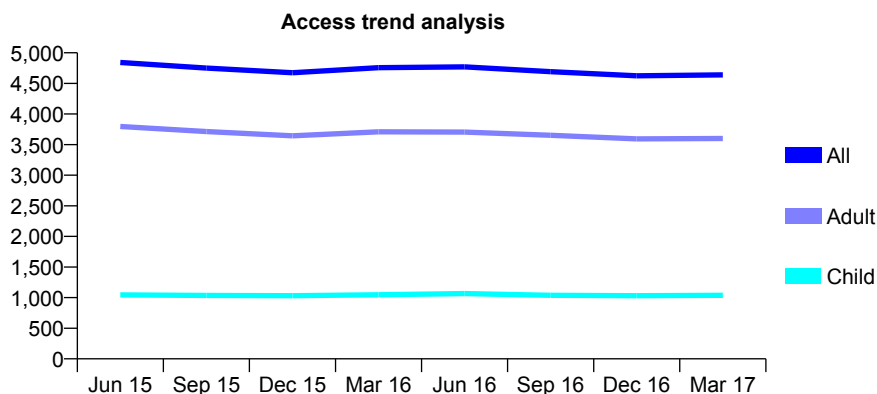
Q51 - Vital Signs At a Glance Contract Report for 175218/0003 - March 2017

Name or company name	Thompson & Thomas
Contract type name	GDS Contract
Purpose of contract	General
Contract start date	01/03/2012
Contract end date	

16/17 Contracted general activity (UDA)	16,553
Carry forward general activity (UDA)	258
16/17 Contracted orthodontic activity (UOA)	0
Carry forward orthodontic activity (UOA)	0
Baseline contract value	£526,835.23

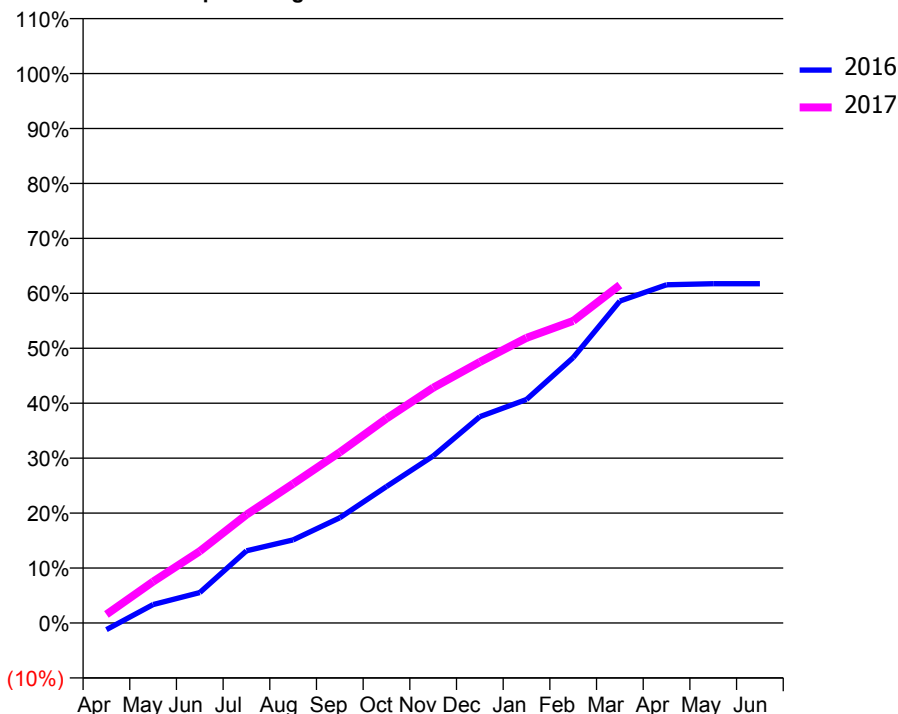
ACCESS*

Patients seen in 24 months	Total	Change since previous quarter
Quarter ending March 2016	4,756	
Quarter ending June 2016	4,770	→
Quarter ending September 2016	4,691	↓
Quarter ending December 2016	4,625	↓
Quarter ending March 2017	4,639	→
Variance since March 2016	(2.5%)	↓



ACTIVITY

Cumulative percentage of contracted UDA delivered 2016 & 2017



Month	Adjusted Scheduled Activity (UDA)	
	2016	2017
April	-204	258
May	555	1,245
June	918	2,165
July	2,174	3,264
August	2,504	4,195
September	3,172	5,144
October	4,112	6,160
November	5,030	7,090
December	6,216	7,864
January	6,735	8,589
February	7,997	9,102
March	9,700	10,180
April	10,189	
May	10,221	
June	10,222	

QUALITY

	Quantity	Base Number	Contract	AT	Region	England
% of FP17s for the same patient ID Re-attending within 3 months - Children	103	1,439	7.2%	10.5%	13.3%	12.3%
% of FP17s for the same patient ID Re-attending within 3 months - Adults	856	4,898	17.5%	15.4%	17.3%	16.7%
% of FP17s for the same patient ID Re-attending between 3 & 9 months - Children	771	1,439	53.6%	58.5%	58.9%	57.6%
% of FP17s for the same patient ID Re-attending between 3 & 9 months - Adults	2,433	4,898	49.7%	52.3%	52.2%	50.1%
% of FP17s for Band 1 Urgent Courses	298	5,770	5.2%	7.7%	9.2%	9.1%
% of FP17s Relating to Free Repair or Replacements	152	5,770	2.6%	1.3%	1.0%	0.8%
% of FP17s Relating to Continuations	175	5,770	3.0%	1.6%	1.4%	1.2%
% of Patients satisfied with the dentistry they have received	7	7	N/A	94.2%	93.1%	92.8%
% of Patients satisfied with the time they had to wait for an appointment	7	7	N/A	88.8%	89.5%	88.7%

* This is based on patients treated on this contract for their most recent course of treatment. Figures in italics indicate the base number of FP17s or Patient Questionnaire responses are less than 100. N/A is shown where the base number of responses is less than 10 during the period. % is calculated as Quantity/Base number*100

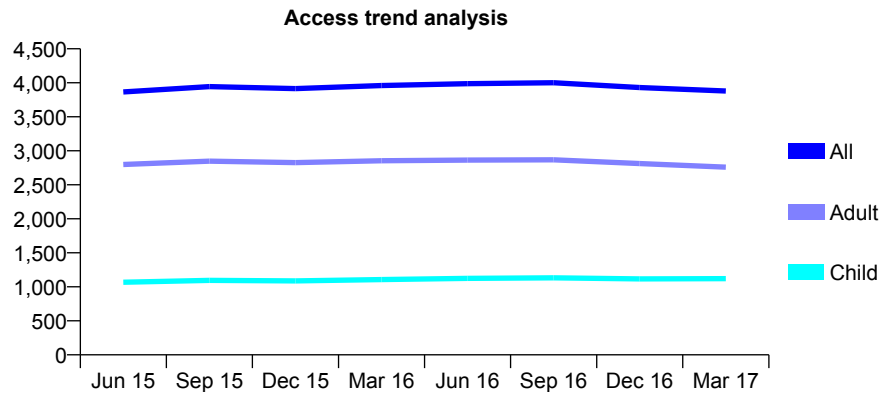
Q51 - Vital Signs At a Glance Contract Report for 175218/0004 - March 2017

Name or company name	Thompson & Thomas
Contract type name	GDS Contract
Purpose of contract	General
Contract start date	01/03/2012
Contract end date	

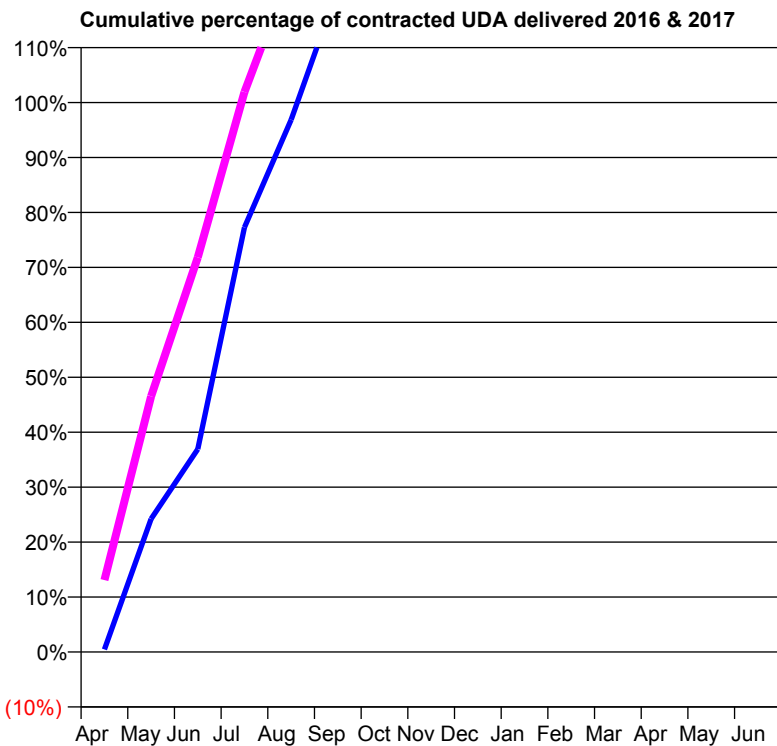
16/17 Contracted general activity (UDA)	2,558
Carry forward general activity (UDA)	0
16/17 Contracted orthodontic activity (UOA)	0
Carry forward orthodontic activity (UOA)	0
Baseline contract value	£252,564.52

ACCESS*

Patients seen in 24 months	Total	Change since previous quarter
Quarter ending March 2016	3,960	
Quarter ending June 2016	3,987	→
Quarter ending September 2016	4,000	→
Quarter ending December 2016	3,930	↓
Quarter ending March 2017	3,880	↓
Variance since March 2016	(2.0%)	↓



ACTIVITY



Month	Adjusted Scheduled Activity (UDA)	
	2016	2017
April	12	335
May	620	1,190
June	945	1,837
July	1,977	2,607
August	2,478	3,181
September	3,085	3,854
October	3,357	4,419
November	4,629	5,114
December	5,370	6,044
January	5,663	6,625
February	6,764	7,238
March	7,634	8,109
April	7,967	
May	7,975	
June	7,979	

QUALITY

	Quantity	Base Number	Contract	AT	Region	England
% of FP17s for the same patient ID Re-attending within 3 months - Children	132	1,667	7.9%	10.5%	13.3%	12.3%
% of FP17s for the same patient ID Re-attending within 3 months - Adults	701	4,082	17.2%	15.4%	17.3%	16.7%
% of FP17s for the same patient ID Re-attending between 3 & 9 months - Children	975	1,667	58.5%	58.5%	58.9%	57.6%
% of FP17s for the same patient ID Re-attending between 3 & 9 months - Adults	2,227	4,082	54.6%	52.3%	52.2%	50.1%
% of FP17s for Band 1 Urgent Courses	175	4,261	4.1%	7.7%	9.2%	9.1%
% of FP17s Relating to Free Repair or Replacements	67	4,261	1.6%	1.3%	1.0%	0.8%
% of FP17s Relating to Continuations	180	4,261	4.2%	1.6%	1.4%	1.2%
% of Patients satisfied with the dentistry they have received	7	7	N/A	94.2%	93.1%	92.8%
% of Patients satisfied with the time they had to wait for an appointment	7	7	N/A	88.8%	89.5%	88.7%

* This is based on patients treated on this contract for their most recent course of treatment. Figures in italics indicate the base number of FP17s or Patient Questionnaire responses are less than 100. N/A is shown where the base number of responses is less than 10 during the period. % is calculated as Quantity/Base number*100

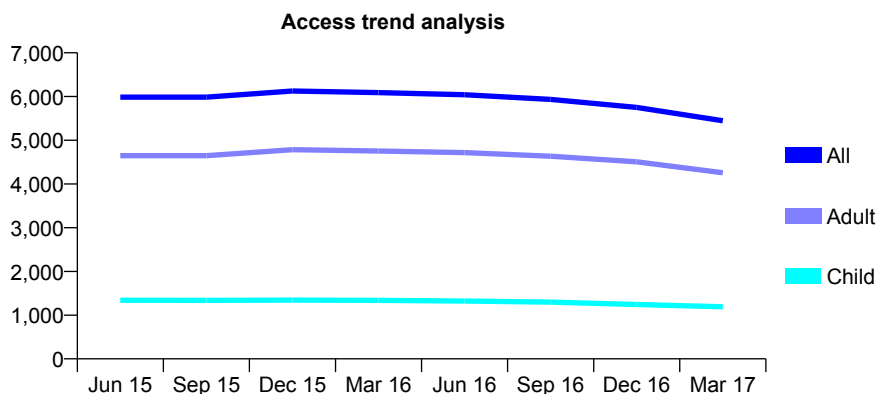
Q51 - Vital Signs At a Glance Contract Report for 175625/0001 - March 2017

Name or company name	Swinton Dental Practice
Contract type name	GDS Contract
Purpose of contract	General
Contract start date	30/07/2011
Contract end date	

16/17 Contracted general activity (UDA)	15,024
Carry forward general activity (UDA)	-295
16/17 Contracted orthodontic activity (UOA)	0
Carry forward orthodontic activity (UOA)	0
Baseline contract value	£413,419.30

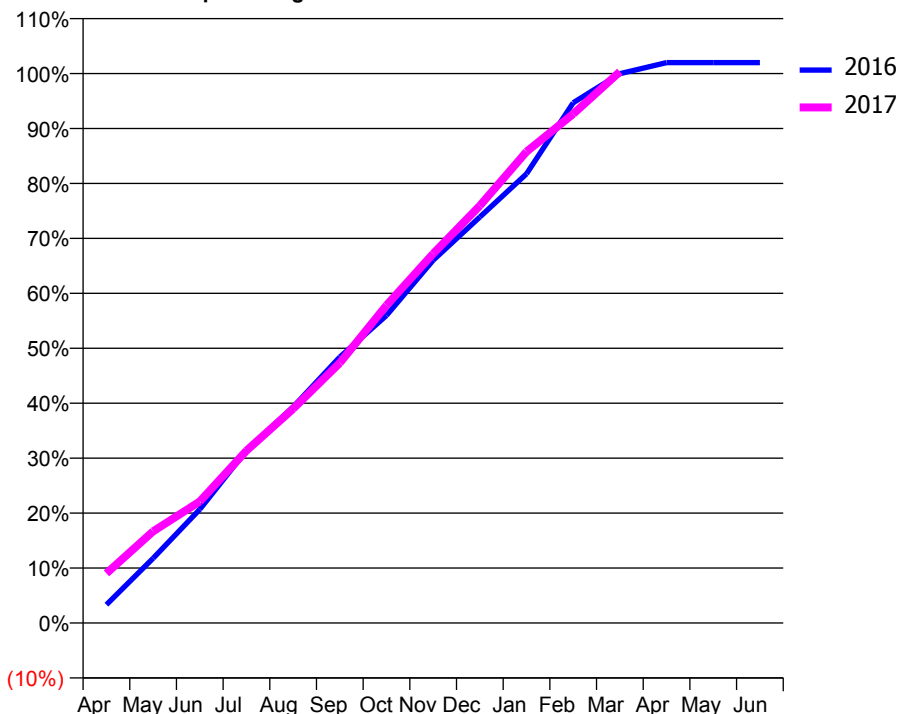
ACCESS*

Patients seen in 24 months	Total	Change since previous quarter
Quarter ending March 2016	6,091	
Quarter ending June 2016	6,041	→
Quarter ending September 2016	5,933	↓
Quarter ending December 2016	5,750	↓
Quarter ending March 2017	5,445	↓
Variance since March 2016	(10.6%)	↓



ACTIVITY

Cumulative percentage of contracted UDA delivered 2016 & 2017



Month	Adjusted Scheduled Activity (UDA)	
	2016	2017
April	491	1,357
May	1,737	2,508
June	3,051	3,324
July	4,627	4,711
August	5,798	5,857
September	7,135	7,111
October	8,252	8,687
November	9,731	10,097
December	10,893	11,410
January	12,051	12,888
February	13,959	13,919
March	14,739	15,073
April	15,033	
May	15,036	
June	15,036	

QUALITY

	Quantity	Base Number	Contract	AT	Region	England
% of FP17s for the same patient ID Re-attending within 3 months - Children	183	1,785	10.3%	10.5%	13.3%	12.3%
% of FP17s for the same patient ID Re-attending within 3 months - Adults	967	5,430	17.8%	15.4%	17.3%	16.7%
% of FP17s for the same patient ID Re-attending between 3 & 9 months - Children	1,019	1,785	57.1%	58.5%	58.9%	57.6%
% of FP17s for the same patient ID Re-attending between 3 & 9 months - Adults	2,508	5,430	46.2%	52.3%	52.2%	50.1%
% of FP17s for Band 1 Urgent Courses	939	7,008	13.4%	7.7%	9.2%	9.1%
% of FP17s Relating to Free Repair or Replacements	190	7,008	2.7%	1.3%	1.0%	0.8%
% of FP17s Relating to Continuations	132	7,008	1.9%	1.6%	1.4%	1.2%
% of Patients satisfied with the dentistry they have received	16	18	88.9%	94.2%	93.1%	92.8%
% of Patients satisfied with the time they had to wait for an appointment	14	18	77.8%	88.8%	89.5%	88.7%

* This is based on patients treated on this contract for their most recent course of treatment. Figures in italics indicate the base number of FP17s or Patient Questionnaire responses are less than 100. N/A is shown where the base number of responses is less than 10 during the period. % is calculated as Quantity/Base number*100

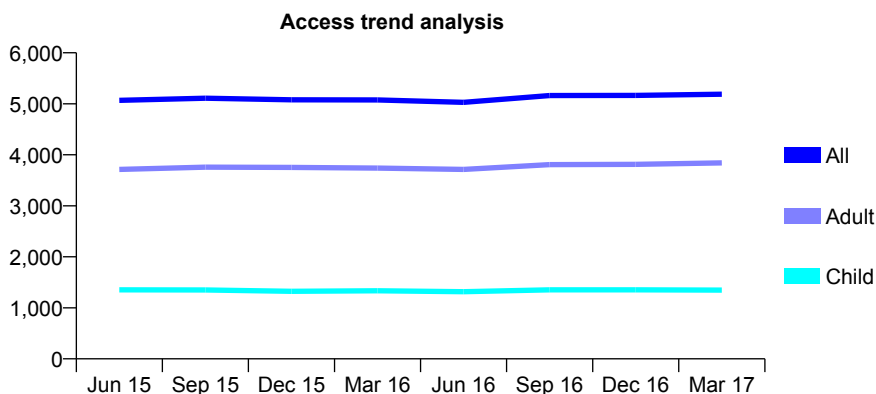
Q51 - Vital Signs At a Glance Contract Report for 177504/0001 - March 2017

Name or company name	Hurlfield Ltd
Contract type name	GDS Contract
Purpose of contract	General
Contract start date	05/10/2009
Contract end date	

16/17 Contracted general activity (UDA)	15,000
Carry forward general activity (UDA)	-34
16/17 Contracted orthodontic activity (UOA)	0
Carry forward orthodontic activity (UOA)	0
Baseline contract value	£424,585.03

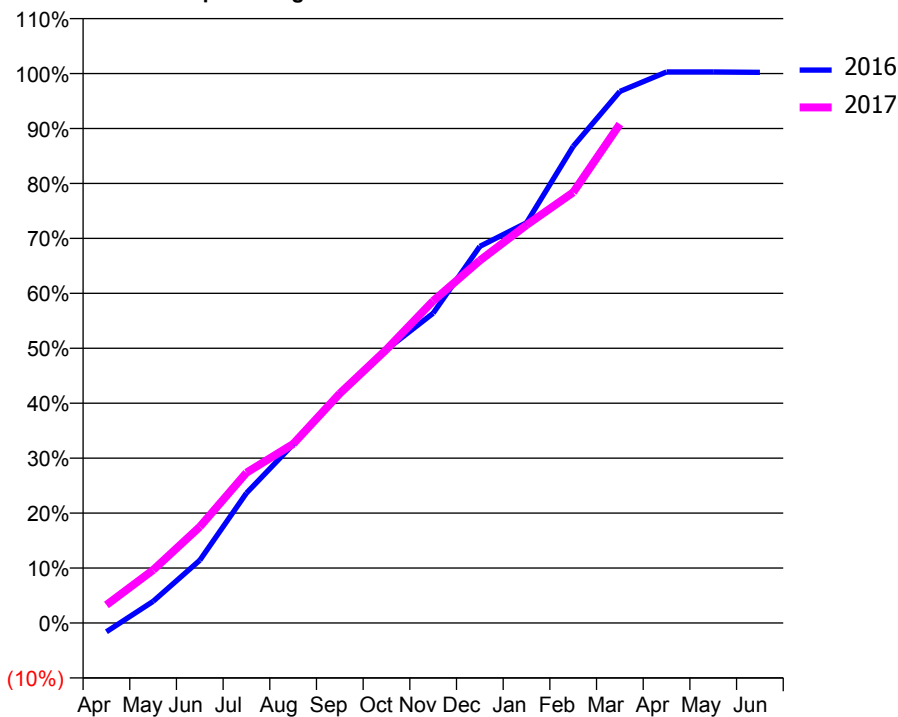
ACCESS*

Patients seen in 24 months	Total	Change since previous quarter
Quarter ending March 2016	5,075	
Quarter ending June 2016	5,030	→
Quarter ending September 2016	5,162	↑
Quarter ending December 2016	5,164	→
Quarter ending March 2017	5,189	→
Variance since March 2016	2.2%	↑



ACTIVITY

Cumulative percentage of contracted UDA delivered 2016 & 2017



Month	Adjusted Scheduled Activity (UDA)	
	2016	2017
April	-243	492
May	590	1,447
June	1,714	2,627
July	3,549	4,105
August	4,877	4,887
September	6,236	6,266
October	7,463	7,468
November	8,459	8,793
December	10,281	9,894
January	10,925	10,864
February	13,013	11,754
March	14,511	13,618
April	15,042	
May	15,042	
June	15,033	

QUALITY

	Quantity	Base Number	Contract	AT	Region	England
% of FP17s for the same patient ID Re-attending within 3 months - Children	213	2,040	10.4%	10.5%	13.3%	12.3%
% of FP17s for the same patient ID Re-attending within 3 months - Adults	859	5,308	16.2%	15.4%	17.3%	16.7%
% of FP17s for the same patient ID Re-attending between 3 & 9 months - Children	1,131	2,040	55.4%	58.5%	58.9%	57.6%
% of FP17s for the same patient ID Re-attending between 3 & 9 months - Adults	2,677	5,308	50.4%	52.3%	52.2%	50.1%
% of FP17s for Band 1 Urgent Courses	468	6,482	7.2%	7.7%	9.2%	9.1%
% of FP17s Relating to Free Repair or Replacements	77	6,482	1.2%	1.3%	1.0%	0.8%
% of FP17s Relating to Continuations	83	6,482	1.3%	1.6%	1.4%	1.2%
% of Patients satisfied with the dentistry they have received	11	12	91.7%	94.2%	93.1%	92.8%
% of Patients satisfied with the time they had to wait for an appointment	12	12	100.0%	88.8%	89.5%	88.7%

* This is based on patients treated on this contract for their most recent course of treatment. Figures in italics indicate the base number of FP17s or Patient Questionnaire responses are less than 100. N/A is shown where the base number of responses is less than 10 during the period. % is calculated as Quantity/Base number*100

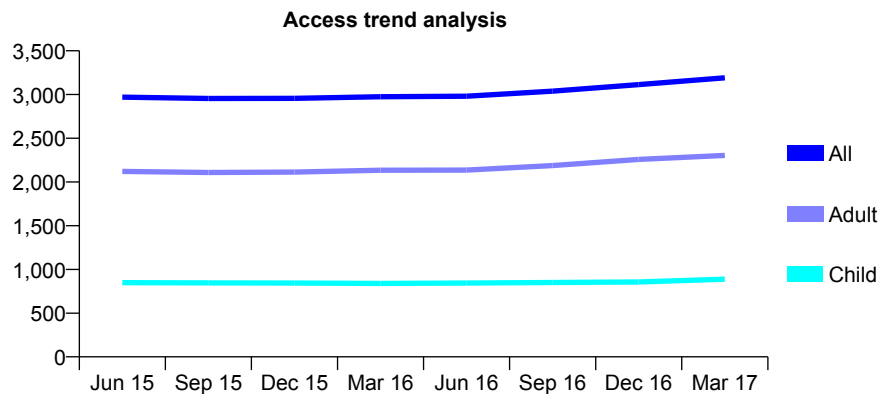
Q51 - Vital Signs At a Glance Contract Report for 180912/0001 - March 2017

Name or company name	Sharrow Vale Dental Practice
Contract type name	GDS Contract
Purpose of contract	General
Contract start date	01/09/2009
Contract end date	

16/17 Contracted general activity (UDA)	9,649
Carry forward general activity (UDA)	59
16/17 Contracted orthodontic activity (UOA)	0
Carry forward orthodontic activity (UOA)	0
Baseline contract value	£315,032.63

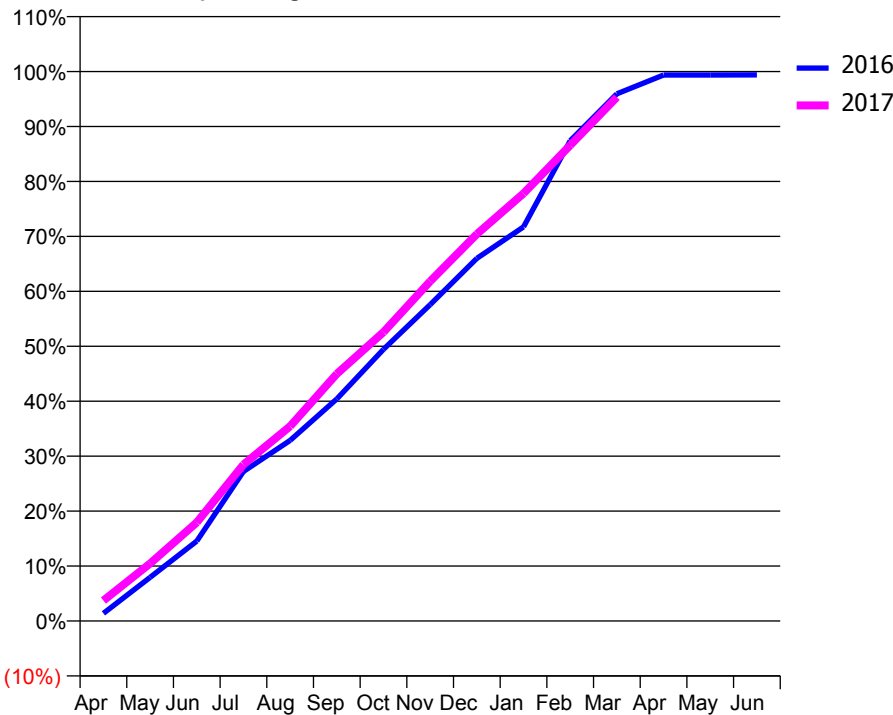
ACCESS*

Patients seen in 24 months	Total	Change since previous quarter
Quarter ending March 2016	2,975	
Quarter ending June 2016	2,980	→
Quarter ending September 2016	3,038	→
Quarter ending December 2016	3,114	↑
Quarter ending March 2017	3,191	↑
Variance since March 2016	7.3%	↑



ACTIVITY

Cumulative percentage of contracted UDA delivered 2016 & 2017



Month	Adjusted Scheduled Activity (UDA)	
	2016	2017
April	135	359
May	766	1,009
June	1,404	1,732
July	2,627	2,749
August	3,172	3,420
September	3,899	4,339
October	4,772	5,072
November	5,556	5,965
December	6,369	6,793
January	6,920	7,509
February	8,433	8,353
March	9,257	9,198
April	9,586	
May	9,588	
June	9,590	

QUALITY

	Quantity	Base Number	Contract	AT	Region	England
% of FP17s for the same patient ID Re-attending within 3 months - Children	88	1,443	6.1%	10.5%	13.3%	12.3%
% of FP17s for the same patient ID Re-attending within 3 months - Adults	481	3,544	13.6%	15.4%	17.3%	16.7%
% of FP17s for the same patient ID Re-attending between 3 & 9 months - Children	977	1,443	67.7%	58.5%	58.9%	57.6%
% of FP17s for the same patient ID Re-attending between 3 & 9 months - Adults	2,241	3,544	63.2%	52.3%	52.2%	50.1%
% of FP17s for Band 1 Urgent Courses	222	4,836	4.6%	7.7%	9.2%	9.1%
% of FP17s Relating to Free Repair or Replacements	29	4,836	0.6%	1.3%	1.0%	0.8%
% of FP17s Relating to Continuations	52	4,836	1.1%	1.6%	1.4%	1.2%
% of Patients satisfied with the dentistry they have received	9	10	90.0%	94.2%	93.1%	92.8%
% of Patients satisfied with the time they had to wait for an appointment	9	10	90.0%	88.8%	89.5%	88.7%

* This is based on patients treated on this contract for their most recent course of treatment. Figures in italics indicate the base number of FP17s or Patient Questionnaire responses are less than 100. N/A is shown where the base number of responses is less than 10 during the period. % is calculated as Quantity/Base number*100

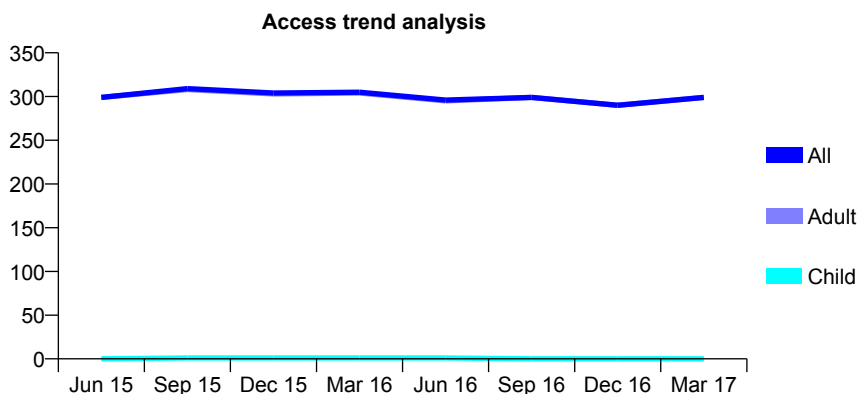
Q51 - Vital Signs At a Glance Contract Report for 180912/0002 - March 2017

Name or company name	Sharrow Vale Dental Practice
Contract type name	GDS Contract
Purpose of contract	General
Contract start date	01/09/2009
Contract end date	

16/17 Contracted general activity (UDA)	788
Carry forward general activity (UDA)	0
16/17 Contracted orthodontic activity (UOA)	0
Carry forward orthodontic activity (UOA)	0
Baseline contract value	£47,396.15

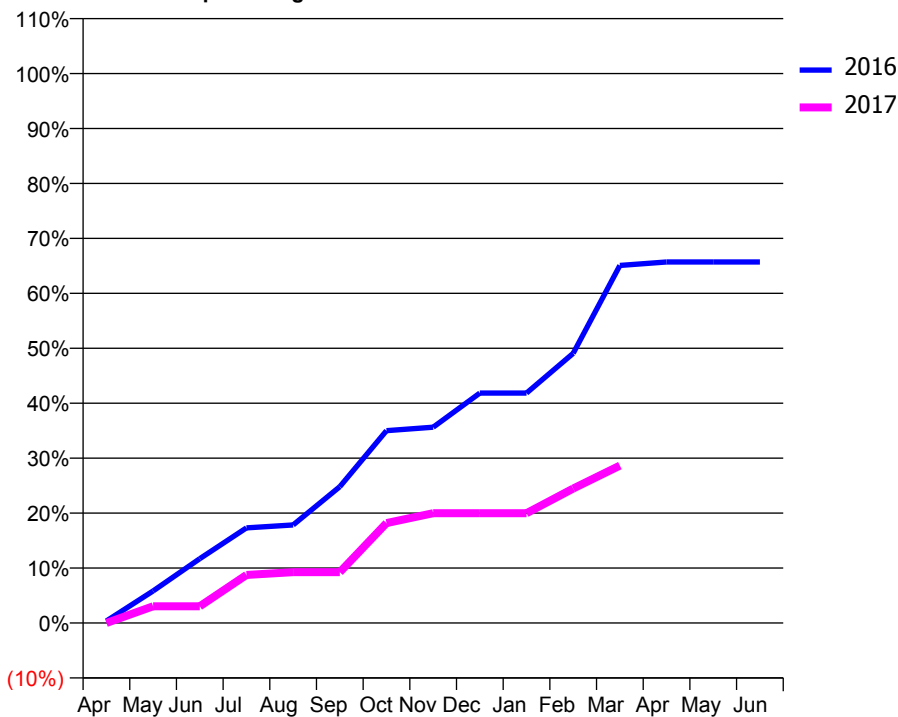
ACCESS*

Patients seen in 24 months	Total	Change since previous quarter
Quarter ending March 2016	305	
Quarter ending June 2016	296	↓
Quarter ending September 2016	299	→
Quarter ending December 2016	290	↓
Quarter ending March 2017	299	↑
Variance since March 2016	(2.0%)	↓



ACTIVITY

Cumulative percentage of contracted UDA delivered 2016 & 2017



Month	Adjusted Scheduled Activity (UDA)	
	2016	2017
April	3	0
May	46	24
June	92	24
July	136	69
August	141	73
September	196	73
October	276	143
November	281	157
December	330	157
January	330	157
February	387	193
March	513	226
April	518	
May	518	
June	518	

QUALITY

	Quantity	Base Number	Contract	AT	Region	England
% of FP17s for the same patient ID Re-attending within 3 months - Children	0	0	N/A	10.5%	13.3%	12.3%
% of FP17s for the same patient ID Re-attending within 3 months - Adults	5	139	3.6%	15.4%	17.3%	16.7%
% of FP17s for the same patient ID Re-attending between 3 & 9 months - Children	0	0	N/A	58.5%	58.9%	57.6%
% of FP17s for the same patient ID Re-attending between 3 & 9 months - Adults	12	139	8.6%	52.3%	52.2%	50.1%
% of FP17s for Band 1 Urgent Courses	4	134	3.0%	7.7%	9.2%	9.1%
% of FP17s Relating to Free Repair or Replacements	0	134	0.0%	1.3%	1.0%	0.8%
% of FP17s Relating to Continuations	0	134	0.0%	1.6%	1.4%	1.2%
% of Patients satisfied with the dentistry they have received	1	1	N/A	94.2%	93.1%	92.8%
% of Patients satisfied with the time they had to wait for an appointment	0	1	N/A	88.8%	89.5%	88.7%

* This is based on patients treated on this contract for their most recent course of treatment. Figures in italics indicate the base number of FP17s or Patient Questionnaire responses are less than 100. N/A is shown where the base number of responses is less than 10 during the period. % is calculated as Quantity/Base number*100

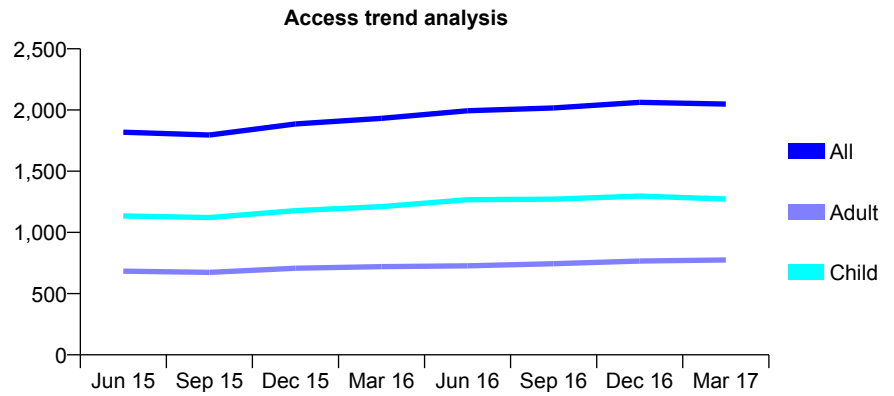
Q51 - Vital Signs At a Glance Contract Report for 181196/0007 - March 2017

Name or company name	Rotherham NHS Foundation Trust
Contract type name	PDS Contract
Purpose of contract	General
Contract start date	01/04/2011
Contract end date	31/03/2021

16/17 Contracted general activity (UDA)	9,000
Carry forward general activity (UDA)	0
16/17 Contracted orthodontic activity (UOA)	0
Carry forward orthodontic activity (UOA)	0
Baseline contract value	£786,050.29

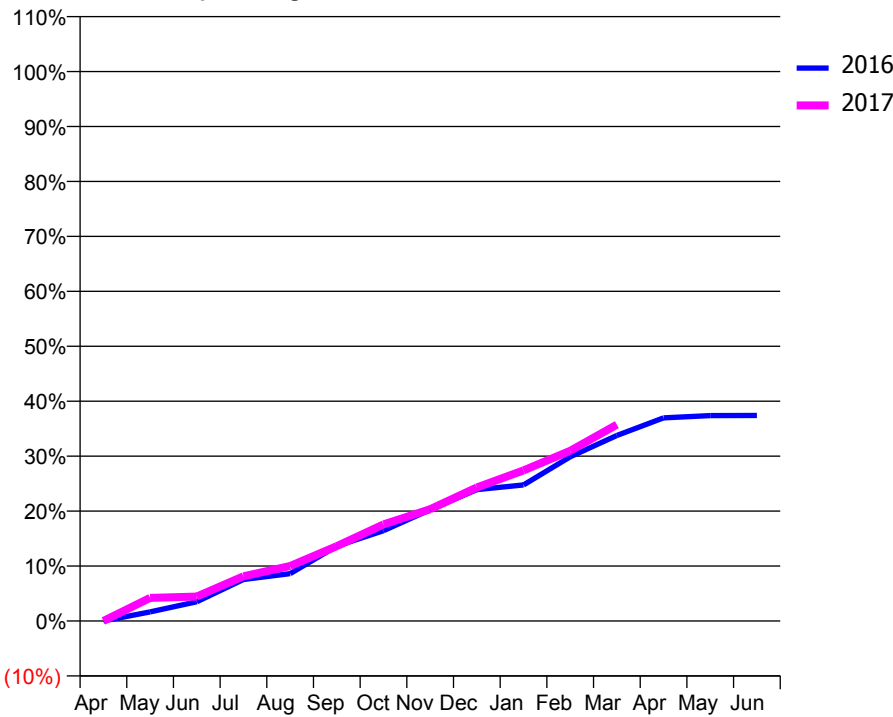
ACCESS*

Patients seen in 24 months	Total	Change since previous quarter
Quarter ending March 2016	1,932	
Quarter ending June 2016	1,994	↑
Quarter ending September 2016	2,017	→
Quarter ending December 2016	2,063	↑
Quarter ending March 2017	2,048	→
Variance since March 2016	6.0%	↑



ACTIVITY

Cumulative percentage of contracted UDA delivered 2016 & 2017



Month	Adjusted Scheduled Activity (UDA)	
	2016	2017
April	0	0
May	150	380
June	316	401
July	681	733
August	776	901
September	1,225	1,226
October	1,480	1,582
November	1,823	1,831
December	2,153	2,187
January	2,229	2,467
February	2,689	2,787
March	3,039	3,215
April	3,327	
May	3,363	
June	3,367	

QUALITY

	Quantity	Base Number	Contract	AT	Region	England
% of FP17s for the same patient ID Re-attending within 3 months - Children	33	1,471	2.2%	10.5%	13.3%	12.3%
% of FP17s for the same patient ID Re-attending within 3 months - Adults	27	800	3.4%	15.4%	17.3%	16.7%
% of FP17s for the same patient ID Re-attending between 3 & 9 months - Children	610	1,471	41.5%	58.5%	58.9%	57.6%
% of FP17s for the same patient ID Re-attending between 3 & 9 months - Adults	353	800	44.1%	52.3%	52.2%	50.1%
% of FP17s for Band 1 Urgent Courses	67	2,032	3.3%	7.7%	9.2%	9.1%
% of FP17s Relating to Free Repair or Replacements	0	2,032	0.0%	1.3%	1.0%	0.8%
% of FP17s Relating to Continuations	0	2,032	0.0%	1.6%	1.4%	1.2%
% of Patients satisfied with the dentistry they have received	0	0	N/A	94.2%	93.1%	92.8%
% of Patients satisfied with the time they had to wait for an appointment	0	0	N/A	88.8%	89.5%	88.7%

* This is based on patients treated on this contract for their most recent course of treatment. Figures in italics indicate the base number of FP17s or Patient Questionnaire responses are less than 100. N/A is shown where the base number of responses is less than 10 during the period. % is calculated as Quantity/Base number*100

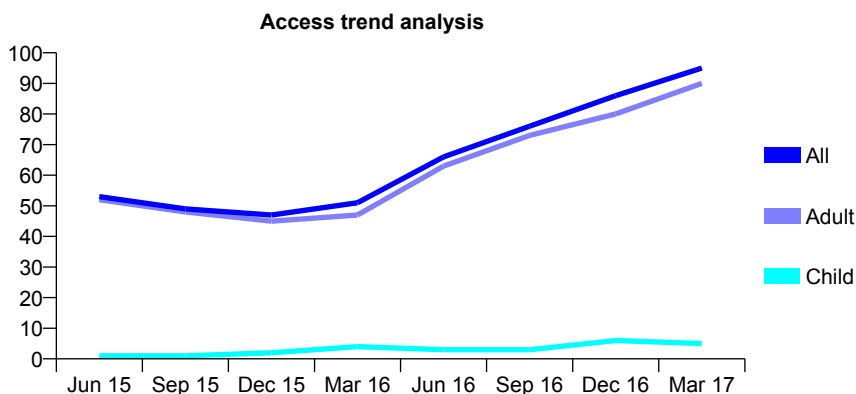
Q51 - Vital Signs At a Glance Contract Report for 181196/0008 - March 2017

Name or company name	Rotherham NHS Foundation Trust
Contract type name	PDS Contract
Purpose of contract	General
Contract start date	01/04/2011
Contract end date	31/03/2021

16/17 Contracted general activity (UDA)	600
Carry forward general activity (UDA)	0
16/17 Contracted orthodontic activity (UOA)	0
Carry forward orthodontic activity (UOA)	0
Baseline contract value	£52,403.35

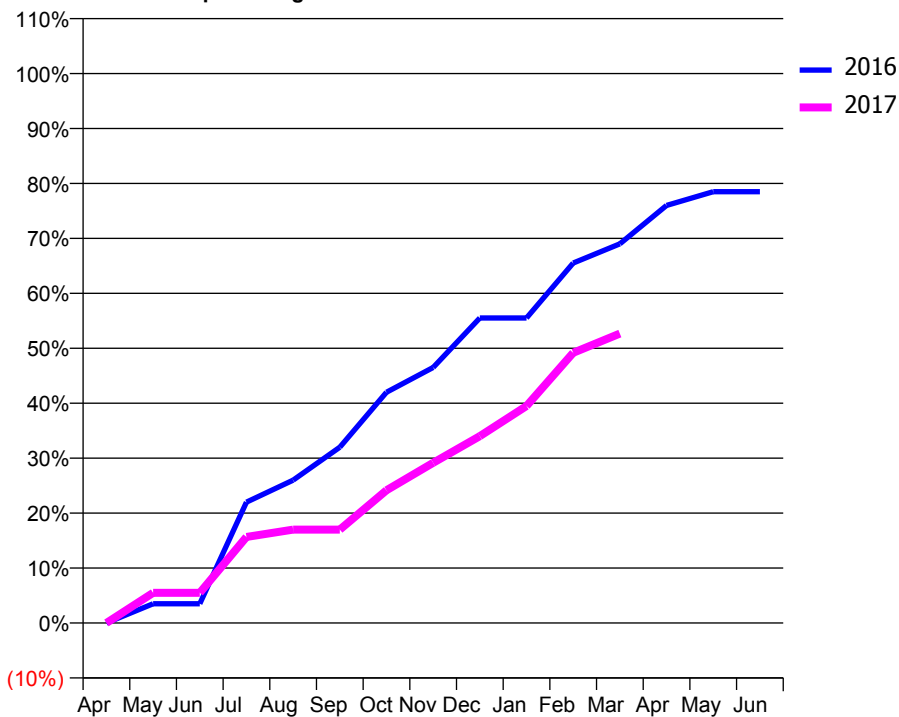
ACCESS*

Patients seen in 24 months	Total	Change since previous quarter
Quarter ending March 2016	51	
Quarter ending June 2016	66	↑
Quarter ending September 2016	76	↑
Quarter ending December 2016	86	↑
Quarter ending March 2017	95	↑
Variance since March 2016	86.3%	↑



ACTIVITY

Cumulative percentage of contracted UDA delivered 2016 & 2017



Month	Adjusted Scheduled Activity (UDA)	
	2016	2017
April	0	0
May	21	33
June	21	33
July	132	94
August	156	102
September	192	102
October	252	145
November	279	175
December	333	204
January	333	237
February	393	295
March	414	316
April	456	
May	471	
June	471	

QUALITY

	Quantity	Base Number	Contract	AT	Region	England
% of FP17s for the same patient ID Re-attending within 3 months - Children	0	12	0.0%	10.5%	13.3%	12.3%
% of FP17s for the same patient ID Re-attending within 3 months - Adults	0	119	0.0%	15.4%	17.3%	16.7%
% of FP17s for the same patient ID Re-attending between 3 & 9 months - Children	0	12	0.0%	58.5%	58.9%	57.6%
% of FP17s for the same patient ID Re-attending between 3 & 9 months - Adults	0	119	0.0%	52.3%	52.2%	50.1%
% of FP17s for Band 1 Urgent Courses	0	112	0.0%	7.7%	9.2%	9.1%
% of FP17s Relating to Free Repair or Replacements	0	112	0.0%	1.3%	1.0%	0.8%
% of FP17s Relating to Continuations	0	112	0.0%	1.6%	1.4%	1.2%
% of Patients satisfied with the dentistry they have received	0	1	N/A	94.2%	93.1%	92.8%
% of Patients satisfied with the time they had to wait for an appointment	1	1	N/A	88.8%	89.5%	88.7%

* This is based on patients treated on this contract for their most recent course of treatment. Figures in italics indicate the base number of FP17s or Patient Questionnaire responses are less than 100. N/A is shown where the base number of responses is less than 10 during the period. % is calculated as Quantity/Base number*100

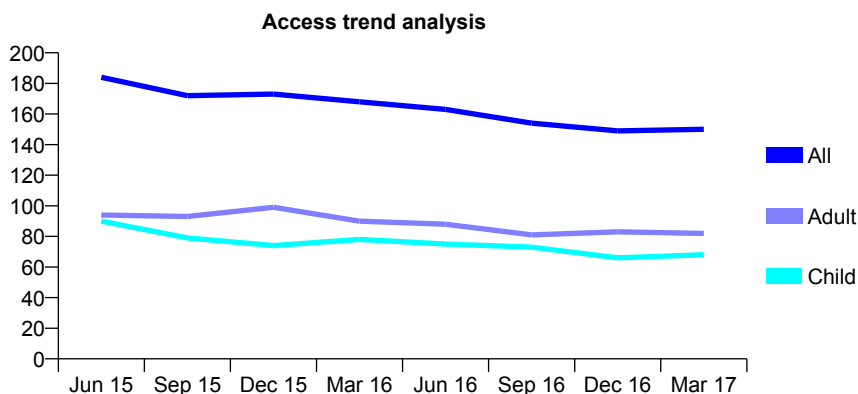
Q51 - Vital Signs At a Glance Contract Report for 181196/0009 - March 2017

Name or company name	Rotherham NHS Foundation Trust
Contract type name	PDS Contract
Purpose of contract	General
Contract start date	01/04/2011
Contract end date	31/03/2021

16/17 Contracted general activity (UDA)	600
Carry forward general activity (UDA)	0
16/17 Contracted orthodontic activity (UOA)	0
Carry forward orthodontic activity (UOA)	0
Baseline contract value	£52,403.35

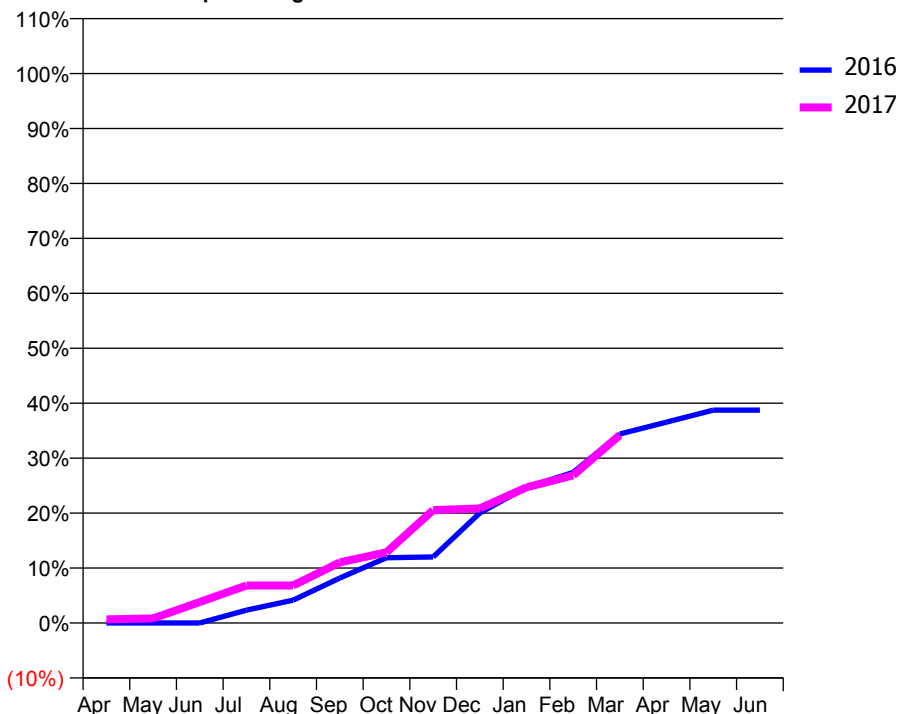
ACCESS*

Patients seen in 24 months	Total	Change since previous quarter
Quarter ending March 2016	168	
Quarter ending June 2016	163	↓
Quarter ending September 2016	154	↓
Quarter ending December 2016	149	↓
Quarter ending March 2017	150	→
Variance since March 2016	(10.7%)	↓



ACTIVITY

Cumulative percentage of contracted UDA delivered 2016 & 2017



Month	Adjusted Scheduled Activity (UDA)	
	2016	2017
April	0	4
May	0	5
June	0	23
July	14	41
August	25	41
September	49	66
October	71	77
November	72	123
December	120	125
January	148	148
February	164	161
March	206	205
April	219	
May	232	
June	232	

QUALITY

	Quantity	Base Number	Contract	AT	Region	England
% of FP17s for the same patient ID Re-attending within 3 months - Children	1	81	1.2%	10.5%	13.3%	12.3%
% of FP17s for the same patient ID Re-attending within 3 months - Adults	2	114	1.8%	15.4%	17.3%	16.7%
% of FP17s for the same patient ID Re-attending between 3 & 9 months - Children	52	81	64.2%	58.5%	58.9%	57.6%
% of FP17s for the same patient ID Re-attending between 3 & 9 months - Adults	72	114	63.2%	52.3%	52.2%	50.1%
% of FP17s for Band 1 Urgent Courses	1	181	0.6%	7.7%	9.2%	9.1%
% of FP17s Relating to Free Repair or Replacements	0	181	0.0%	1.3%	1.0%	0.8%
% of FP17s Relating to Continuations	0	181	0.0%	1.6%	1.4%	1.2%
% of Patients satisfied with the dentistry they have received	0	0	N/A	94.2%	93.1%	92.8%
% of Patients satisfied with the time they had to wait for an appointment	0	0	N/A	88.8%	89.5%	88.7%

* This is based on patients treated on this contract for their most recent course of treatment. Figures in italics indicate the base number of FP17s or Patient Questionnaire responses are less than 100. N/A is shown where the base number of responses is less than 10 during the period. % is calculated as Quantity/Base number*100

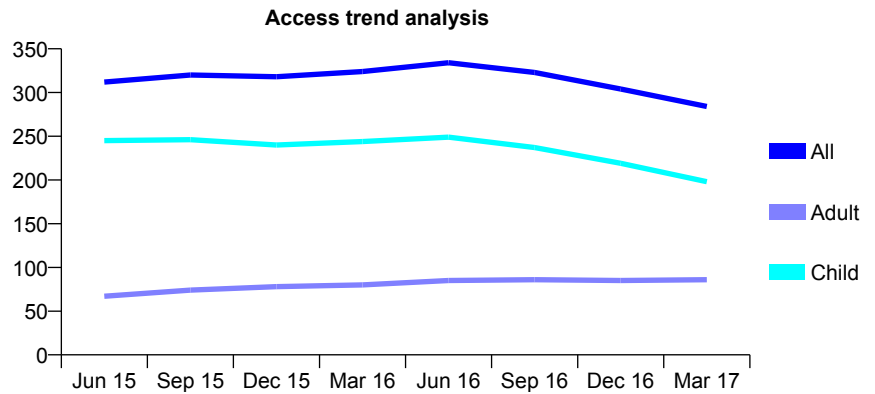
Q51 - Vital Signs At a Glance Contract Report for 181196/0010 - March 2017

Name or company name	Rotherham NHS Foundation Trust
Contract type name	PDS Contract
Purpose of contract	General
Contract start date	01/04/2011
Contract end date	31/03/2021

16/17 Contracted general activity (UDA)	800
Carry forward general activity (UDA)	0
16/17 Contracted orthodontic activity (UOA)	0
Carry forward orthodontic activity (UOA)	0
Baseline contract value	£69,871.14

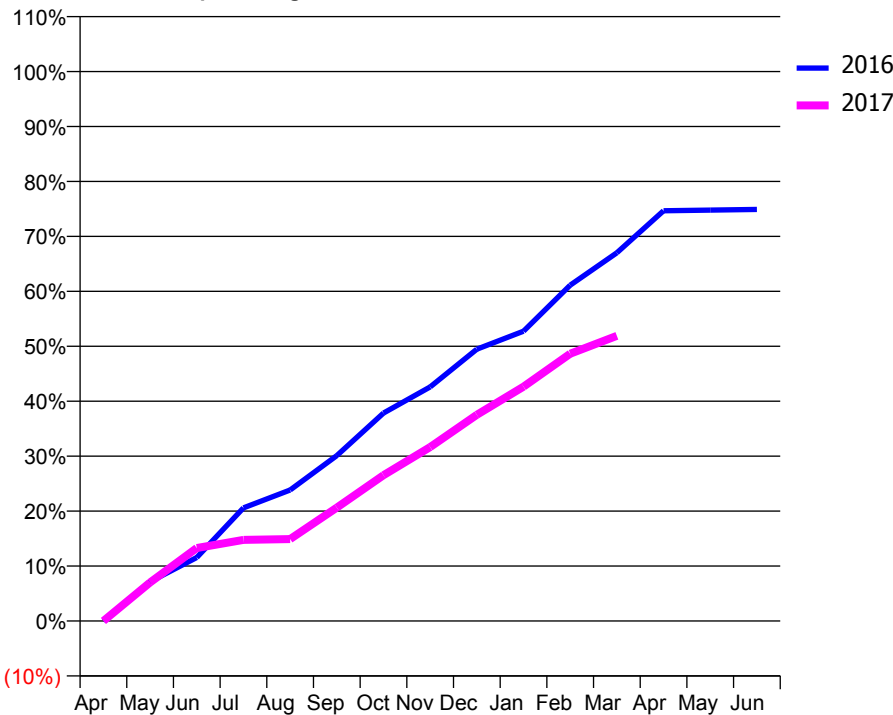
ACCESS*

Patients seen in 24 months	Total	Change since previous quarter
Quarter ending March 2016	324	
Quarter ending June 2016	334	↑
Quarter ending September 2016	323	↓
Quarter ending December 2016	304	↓
Quarter ending March 2017	284	↓
Variance since March 2016	(12.3%)	↓



ACTIVITY

Cumulative percentage of contracted UDA delivered 2016 & 2017



Month	Adjusted Scheduled Activity (UDA)	
	2016	2017
April	0	0
May	57	56
June	93	106
July	165	118
August	191	119
September	241	165
October	303	212
November	341	253
December	396	300
January	422	341
February	489	389
March	536	415
April	597	
May	598	
June	599	

QUALITY

	Quantity	Base Number	Contract	AT	Region	England
% of FP17s for the same patient ID Re-attending within 3 months - Children	3	264	1.1%	10.5%	13.3%	12.3%
% of FP17s for the same patient ID Re-attending within 3 months - Adults	1	104	1.0%	15.4%	17.3%	16.7%
% of FP17s for the same patient ID Re-attending between 3 & 9 months - Children	155	264	58.7%	58.5%	58.9%	57.6%
% of FP17s for the same patient ID Re-attending between 3 & 9 months - Adults	68	104	65.4%	52.3%	52.2%	50.1%
% of FP17s for Band 1 Urgent Courses	1	312	0.3%	7.7%	9.2%	9.1%
% of FP17s Relating to Free Repair or Replacements	0	312	0.0%	1.3%	1.0%	0.8%
% of FP17s Relating to Continuations	0	312	0.0%	1.6%	1.4%	1.2%
% of Patients satisfied with the dentistry they have received	0	0	N/A	94.2%	93.1%	92.8%
% of Patients satisfied with the time they had to wait for an appointment	0	0	N/A	88.8%	89.5%	88.7%

* This is based on patients treated on this contract for their most recent course of treatment. Figures in italics indicate the base number of FP17s or Patient Questionnaire responses are less than 100. N/A is shown where the base number of responses is less than 10 during the period. % is calculated as Quantity/Base number*100

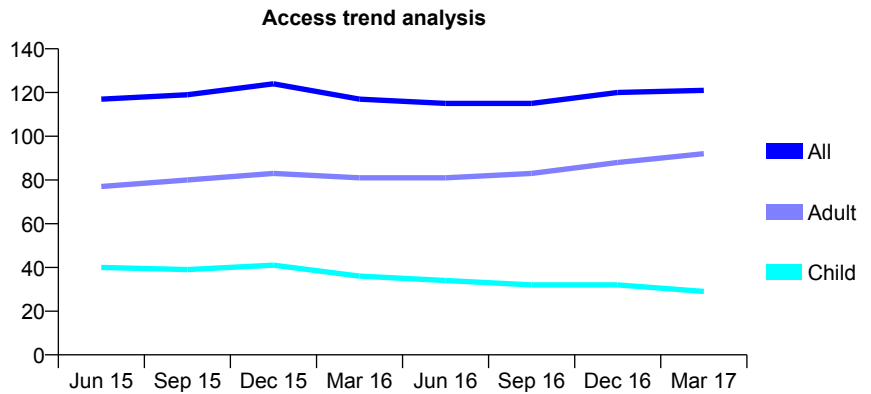
Q51 - Vital Signs At a Glance Contract Report for 181196/0011 - March 2017

Name or company name	Rotherham NHS Foundation Trust
Contract type name	PDS Contract
Purpose of contract	General
Contract start date	01/04/2011
Contract end date	

16/17 Contracted general activity (UDA)	400
Carry forward general activity (UDA)	0
16/17 Contracted orthodontic activity (UOA)	0
Carry forward orthodontic activity (UOA)	0
Baseline contract value	£34,935.57

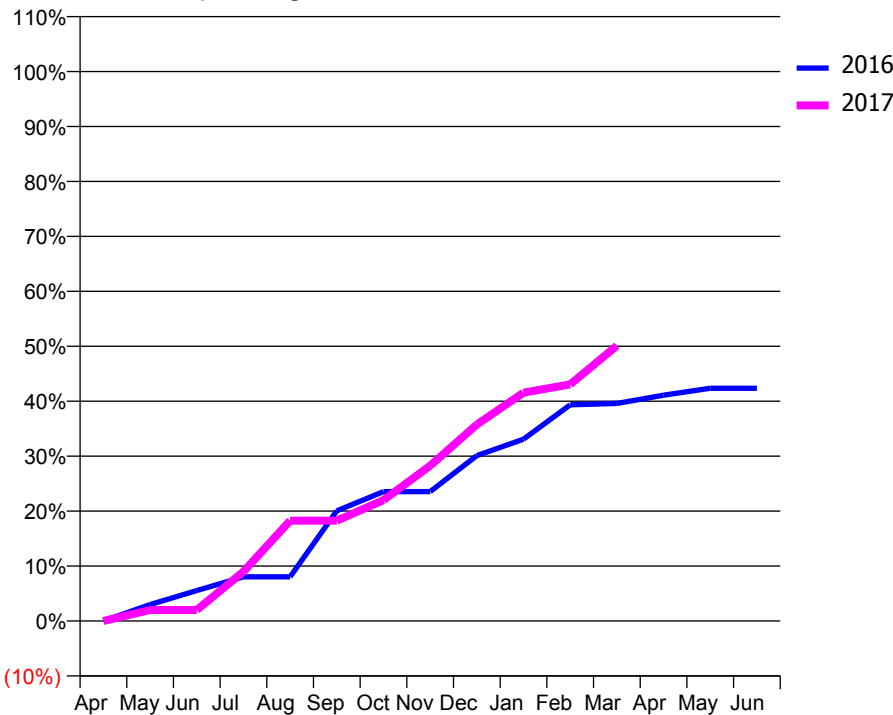
ACCESS*

Patients seen in 24 months	Total	Change since previous quarter
Quarter ending March 2016	117	
Quarter ending June 2016	115	↓
Quarter ending September 2016	115	→
Quarter ending December 2016	120	↑
Quarter ending March 2017	121	→
Variance since March 2016	3.4%	↑



ACTIVITY

Cumulative percentage of contracted UDA delivered 2016 & 2017



Month	Adjusted Scheduled Activity (UDA)	
	2016	2017
April	0	0
May	12	8
June	22	8
July	32	36
August	32	73
September	80	73
October	94	88
November	94	113
December	120	143
January	132	166
February	157	172
March	158	200
April	164	
May	169	
June	169	

QUALITY

	Quantity	Base Number	Contract	AT	Region	England
% of FP17s for the same patient ID Re-attending within 3 months - Children	0	38	0.0%	10.5%	13.3%	12.3%
% of FP17s for the same patient ID Re-attending within 3 months - Adults	1	83	1.2%	15.4%	17.3%	16.7%
% of FP17s for the same patient ID Re-attending between 3 & 9 months - Children	19	38	50.0%	58.5%	58.9%	57.6%
% of FP17s for the same patient ID Re-attending between 3 & 9 months - Adults	20	83	24.1%	52.3%	52.2%	50.1%
% of FP17s for Band 1 Urgent Courses	2	109	1.8%	7.7%	9.2%	9.1%
% of FP17s Relating to Free Repair or Replacements	0	109	0.0%	1.3%	1.0%	0.8%
% of FP17s Relating to Continuations	0	109	0.0%	1.6%	1.4%	1.2%
% of Patients satisfied with the dentistry they have received	0	0	N/A	94.2%	93.1%	92.8%
% of Patients satisfied with the time they had to wait for an appointment	0	0	N/A	88.8%	89.5%	88.7%

* This is based on patients treated on this contract for their most recent course of treatment. Figures in italics indicate the base number of FP17s or Patient Questionnaire responses are less than 100. N/A is shown where the base number of responses is less than 10 during the period. % is calculated as Quantity/Base number*100

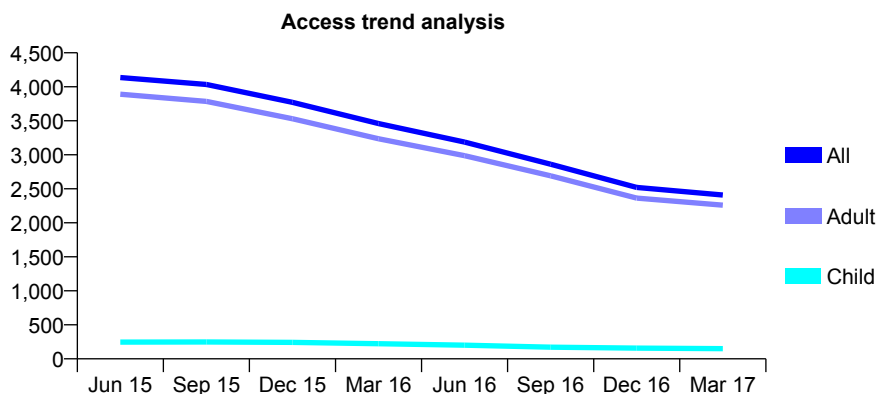
Q51 - Vital Signs At a Glance Contract Report for 181196/0012 - March 2017

Name or company name	Rotherham NHS Foundation Trust
Contract type name	PDS Contract
Purpose of contract	General
Contract start date	01/04/2011
Contract end date	31/03/2021

16/17 Contracted general activity (UDA)	10,160
Carry forward general activity (UDA)	0
16/17 Contracted orthodontic activity (UOA)	0
Carry forward orthodontic activity (UOA)	0
Baseline contract value	£895,156.01

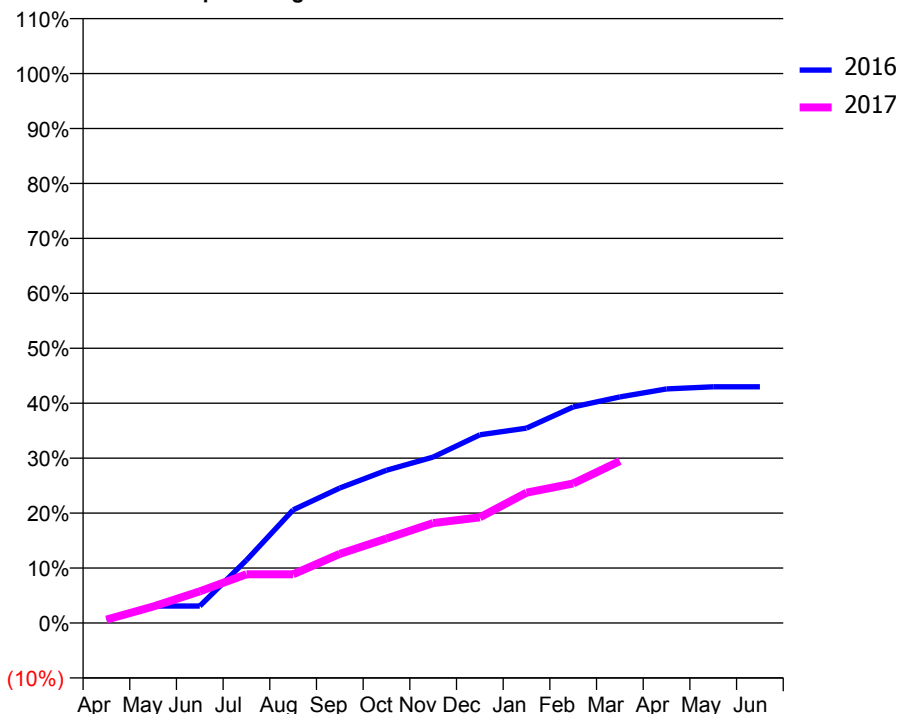
ACCESS*

Patients seen in 24 months	Total	Change since previous quarter
Quarter ending March 2016	3,460	
Quarter ending June 2016	3,188	↓
Quarter ending September 2016	2,862	↓
Quarter ending December 2016	2,521	↓
Quarter ending March 2017	2,409	↓
Variance since March 2016	(30.4%)	↓



ACTIVITY

Cumulative percentage of contracted UDA delivered 2016 & 2017



Month	Adjusted Scheduled Activity (UDA)	
	2016	2017
April	67	63
May	313	304
June	313	585
July	1,161	901
August	2,093	901
September	2,496	1,278
October	2,824	1,561
November	3,067	1,848
December	3,481	1,955
January	3,603	2,411
February	3,996	2,580
March	4,180	2,993
April	4,328	
May	4,368	
June	4,368	

QUALITY

	Quantity	Base Number	Contract	AT	Region	England
% of FP17s for the same patient ID Re-attending within 3 months - Children	9	148	6.1%	10.5%	13.3%	12.3%
% of FP17s for the same patient ID Re-attending within 3 months - Adults	164	1,942	8.4%	15.4%	17.3%	16.7%
% of FP17s for the same patient ID Re-attending between 3 & 9 months - Children	0	148	0.0%	58.5%	58.9%	57.6%
% of FP17s for the same patient ID Re-attending between 3 & 9 months - Adults	50	1,942	2.6%	52.3%	52.2%	50.1%
% of FP17s for Band 1 Urgent Courses	1,766	1,982	89.1%	7.7%	9.2%	9.1%
% of FP17s Relating to Free Repair or Replacements	0	1,982	0.0%	1.3%	1.0%	0.8%
% of FP17s Relating to Continuations	0	1,982	0.0%	1.6%	1.4%	1.2%
% of Patients satisfied with the dentistry they have received	0	0	N/A	94.2%	93.1%	92.8%
% of Patients satisfied with the time they had to wait for an appointment	0	0	N/A	88.8%	89.5%	88.7%

* This is based on patients treated on this contract for their most recent course of treatment. Figures in italics indicate the base number of FP17s or Patient Questionnaire responses are less than 100. N/A is shown where the base number of responses is less than 10 during the period. % is calculated as Quantity/Base number*100

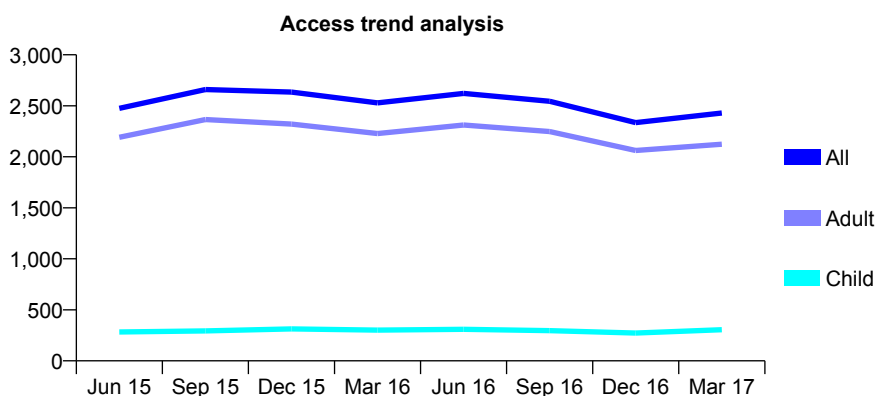
Q51 - Vital Signs At a Glance Contract Report for 181196/0013 - March 2017

Name or company name	Rotherham NHS Foundation Trust
Contract type name	PDS Contract
Purpose of contract	General
Contract start date	01/04/2011
Contract end date	31/03/2021

16/17 Contracted general activity (UDA)	5,900
Carry forward general activity (UDA)	0
16/17 Contracted orthodontic activity (UOA)	0
Carry forward orthodontic activity (UOA)	0
Baseline contract value	£477,159.25

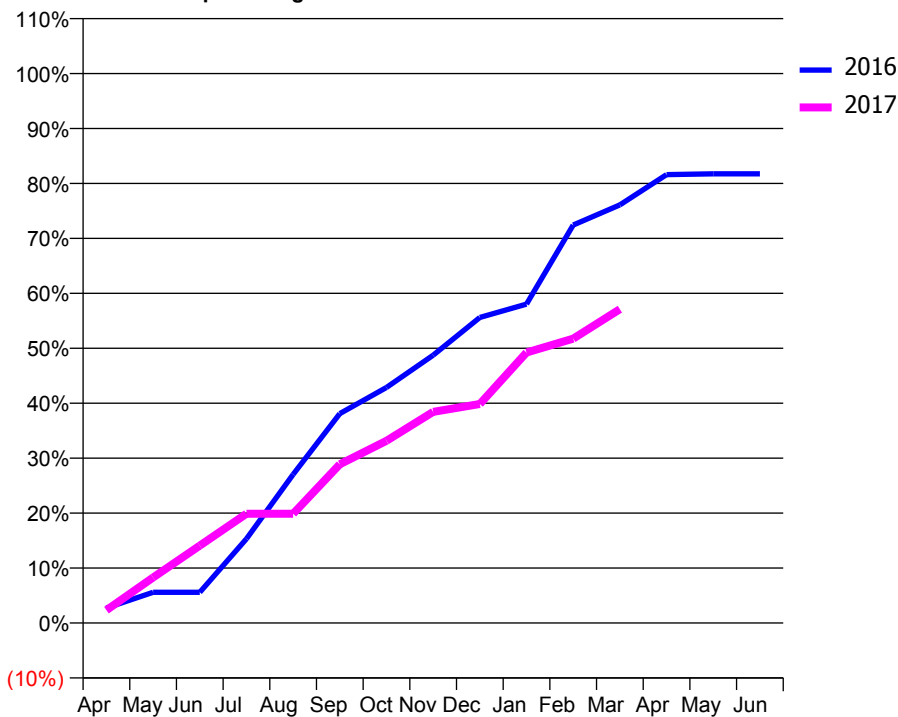
ACCESS*

Patients seen in 24 months	Total	Change since previous quarter
Quarter ending March 2016	2,529	
Quarter ending June 2016	2,621	↑
Quarter ending September 2016	2,544	↓
Quarter ending December 2016	2,335	↓
Quarter ending March 2017	2,429	↑
Variance since March 2016	(4.0%)	↓



ACTIVITY

Cumulative percentage of contracted UDA delivered 2016 & 2017



Month	Adjusted Scheduled Activity (UDA)	
	2016	2017
April	161	138
May	329	490
June	329	831
July	904	1,173
August	1,595	1,173
September	2,248	1,705
October	2,529	1,956
November	2,875	2,267
December	3,281	2,352
January	3,424	2,905
February	4,273	3,053
March	4,489	3,369
April	4,814	
May	4,822	
June	4,822	

QUALITY

	Quantity	Base Number	Contract	AT	Region	England
% of FP17s for the same patient ID Re-attending within 3 months - Children	16	536	3.0%	10.5%	13.3%	12.3%
% of FP17s for the same patient ID Re-attending within 3 months - Adults	70	2,540	2.8%	15.4%	17.3%	16.7%
% of FP17s for the same patient ID Re-attending between 3 & 9 months - Children	7	536	1.3%	58.5%	58.9%	57.6%
% of FP17s for the same patient ID Re-attending between 3 & 9 months - Adults	32	2,540	1.3%	52.3%	52.2%	50.1%
% of FP17s for Band 1 Urgent Courses	2,790	2,798	99.7%	7.7%	9.2%	9.1%
% of FP17s Relating to Free Repair or Replacements	0	2,798	0.0%	1.3%	1.0%	0.8%
% of FP17s Relating to Continuations	0	2,798	0.0%	1.6%	1.4%	1.2%
% of Patients satisfied with the dentistry they have received	0	0	N/A	94.2%	93.1%	92.8%
% of Patients satisfied with the time they had to wait for an appointment	0	0	N/A	88.8%	89.5%	88.7%

* This is based on patients treated on this contract for their most recent course of treatment. Figures in italics indicate the base number of FP17s or Patient Questionnaire responses are less than 100. N/A is shown where the base number of responses is less than 10 during the period. % is calculated as Quantity/Base number*100

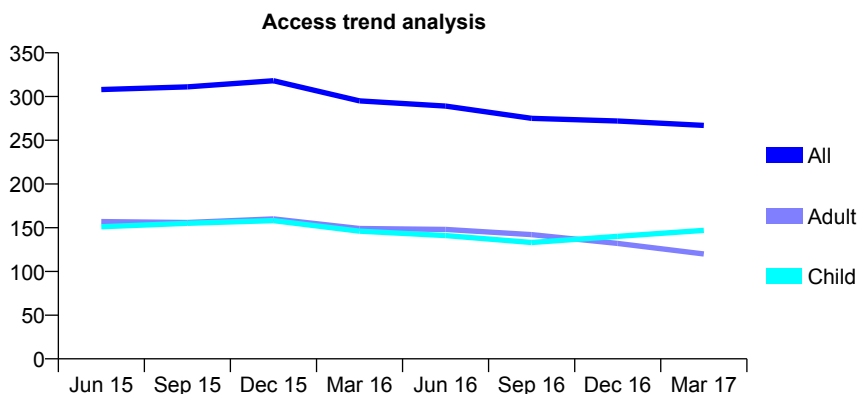
Q51 - Vital Signs At a Glance Contract Report for 181196/0014 - March 2017

Name or company name	Rotherham NHS Foundation Trust
Contract type name	PDS Contract
Purpose of contract	General
Contract start date	01/04/2011
Contract end date	31/03/2021

16/17 Contracted general activity (UDA)	1,500
Carry forward general activity (UDA)	0
16/17 Contracted orthodontic activity (UOA)	0
Carry forward orthodontic activity (UOA)	0
Baseline contract value	£237,180.83

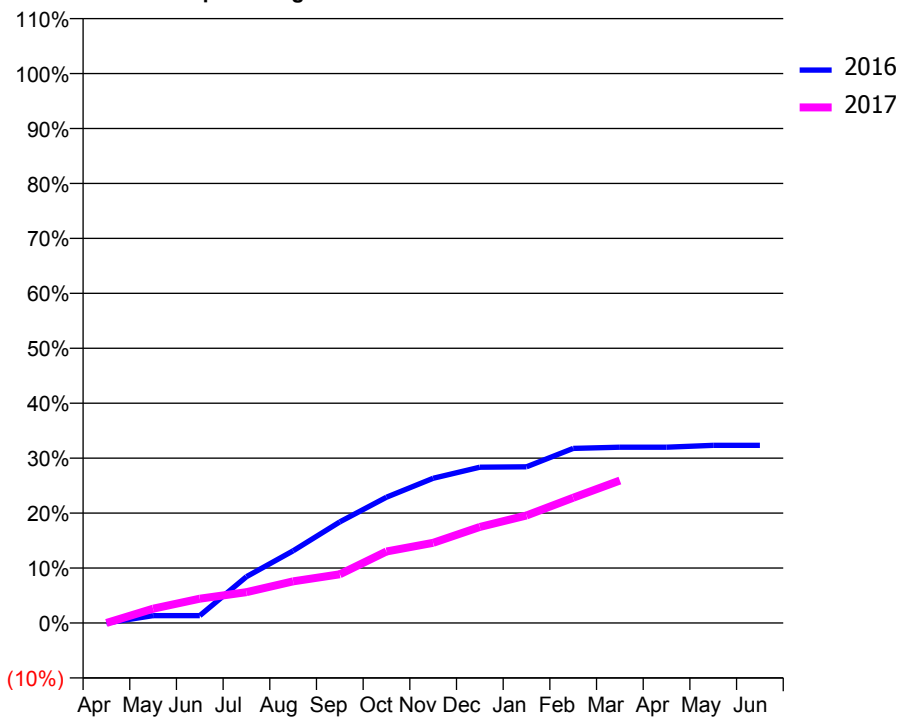
ACCESS*

Patients seen in 24 months	Total	Change since previous quarter
Quarter ending March 2016	295	
Quarter ending June 2016	289	↓
Quarter ending September 2016	275	↓
Quarter ending December 2016	272	↓
Quarter ending March 2017	267	↓
Variance since March 2016	(9.5%)	↓



ACTIVITY

Cumulative percentage of contracted UDA delivered 2016 & 2017



Month	Adjusted Scheduled Activity (UDA)	
	2016	2017
April	0	0
May	20	39
June	20	66
July	127	84
August	197	114
September	276	133
October	343	195
November	395	219
December	425	262
January	427	294
February	477	342
March	480	389
April	480	
May	485	
June	485	

QUALITY

	Quantity	Base Number	Contract	AT	Region	England
% of FP17s for the same patient ID Re-attending within 3 months - Children	8	189	4.2%	10.5%	13.3%	12.3%
% of FP17s for the same patient ID Re-attending within 3 months - Adults	3	83	3.6%	15.4%	17.3%	16.7%
% of FP17s for the same patient ID Re-attending between 3 & 9 months - Children	82	189	43.4%	58.5%	58.9%	57.6%
% of FP17s for the same patient ID Re-attending between 3 & 9 months - Adults	23	83	27.7%	52.3%	52.2%	50.1%
% of FP17s for Band 1 Urgent Courses	16	266	6.0%	7.7%	9.2%	9.1%
% of FP17s Relating to Free Repair or Replacements	0	266	0.0%	1.3%	1.0%	0.8%
% of FP17s Relating to Continuations	0	266	0.0%	1.6%	1.4%	1.2%
% of Patients satisfied with the dentistry they have received	0	0	N/A	94.2%	93.1%	92.8%
% of Patients satisfied with the time they had to wait for an appointment	0	0	N/A	88.8%	89.5%	88.7%

* This is based on patients treated on this contract for their most recent course of treatment. Figures in italics indicate the base number of FP17s or Patient Questionnaire responses are less than 100. N/A is shown where the base number of responses is less than 10 during the period. % is calculated as Quantity/Base number*100

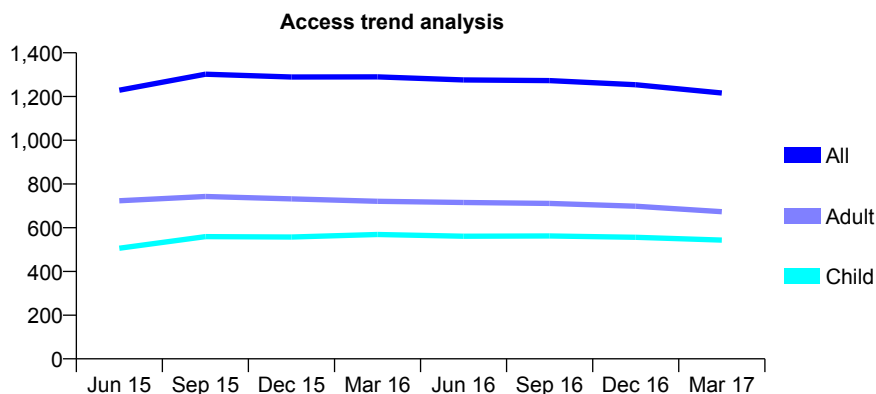
Q51 - Vital Signs At a Glance Contract Report for 181196/0015 - March 2017

Name or company name	Rotherham NHS Foundation Trust
Contract type name	PDS Contract
Purpose of contract	General
Contract start date	01/04/2011
Contract end date	31/03/2021

16/17 Contracted general activity (UDA)	2,500
Carry forward general activity (UDA)	0
16/17 Contracted orthodontic activity (UOA)	0
Carry forward orthodontic activity (UOA)	0
Baseline contract value	£726,570.45

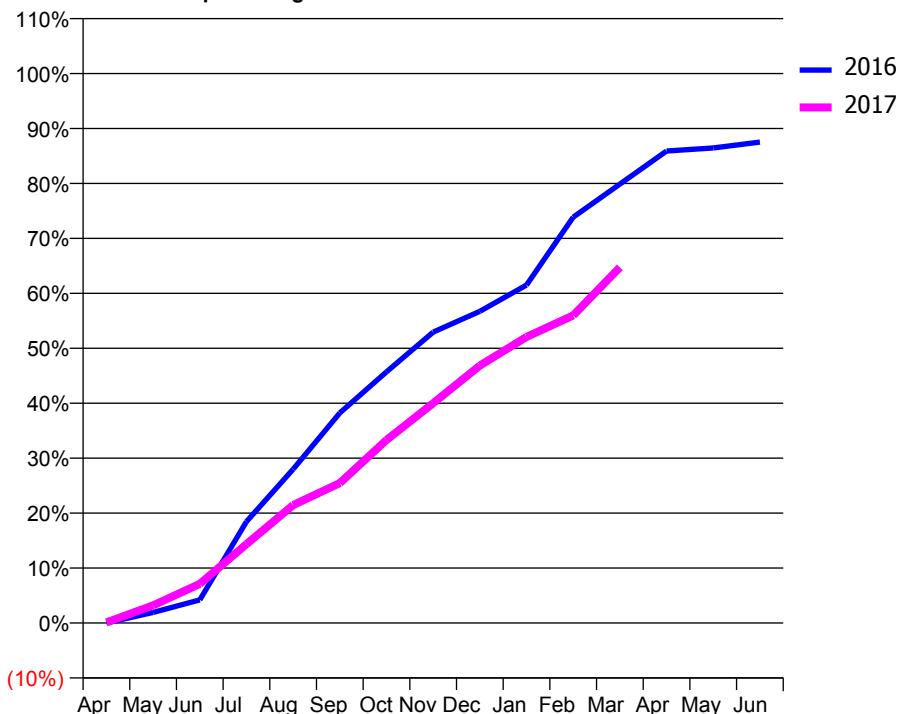
ACCESS*

Patients seen in 24 months	Total	Change since previous quarter
Quarter ending March 2016	1,290	
Quarter ending June 2016	1,276	↓
Quarter ending September 2016	1,273	→
Quarter ending December 2016	1,254	↓
Quarter ending March 2017	1,216	↓
Variance since March 2016	(5.7%)	↓



ACTIVITY

Cumulative percentage of contracted UDA delivered 2016 & 2017



Month	Adjusted Scheduled Activity (UDA)	
	2016	2017
April	0	3
May	48	80
June	105	178
July	462	359
August	700	537
September	956	637
October	1,142	832
November	1,323	1,000
December	1,418	1,171
January	1,537	1,302
February	1,846	1,399
March	1,997	1,619
April	2,147	
May	2,161	
June	2,188	

QUALITY

	Quantity	Base Number	Contract	AT	Region	England
% of FP17s for the same patient ID Re-attending within 3 months - Children	30	701	4.3%	10.5%	13.3%	12.3%
% of FP17s for the same patient ID Re-attending within 3 months - Adults	34	528	6.4%	15.4%	17.3%	16.7%
% of FP17s for the same patient ID Re-attending between 3 & 9 months - Children	269	701	38.4%	58.5%	58.9%	57.6%
% of FP17s for the same patient ID Re-attending between 3 & 9 months - Adults	124	528	23.5%	52.3%	52.2%	50.1%
% of FP17s for Band 1 Urgent Courses	58	977	5.9%	7.7%	9.2%	9.1%
% of FP17s Relating to Free Repair or Replacements	2	977	0.2%	1.3%	1.0%	0.8%
% of FP17s Relating to Continuations	1	977	0.1%	1.6%	1.4%	1.2%
% of Patients satisfied with the dentistry they have received	0	0	N/A	94.2%	93.1%	92.8%
% of Patients satisfied with the time they had to wait for an appointment	0	0	N/A	88.8%	89.5%	88.7%

* This is based on patients treated on this contract for their most recent course of treatment. Figures in italics indicate the base number of FP17s or Patient Questionnaire responses are less than 100. N/A is shown where the base number of responses is less than 10 during the period. % is calculated as Quantity/Base number*100

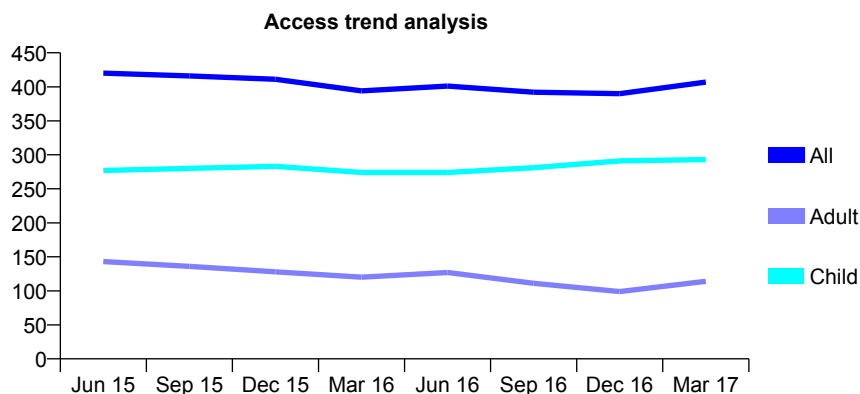
Q51 - Vital Signs At a Glance Contract Report for 181196/0016 - March 2017

Name or company name	Rotherham NHS Foundation Trust
Contract type name	PDS Contract
Purpose of contract	General
Contract start date	01/04/2011
Contract end date	31/03/2021

16/17 Contracted general activity (UDA)	1,200
Carry forward general activity (UDA)	0
16/17 Contracted orthodontic activity (UOA)	0
Carry forward orthodontic activity (UOA)	0
Baseline contract value	£273,520.43

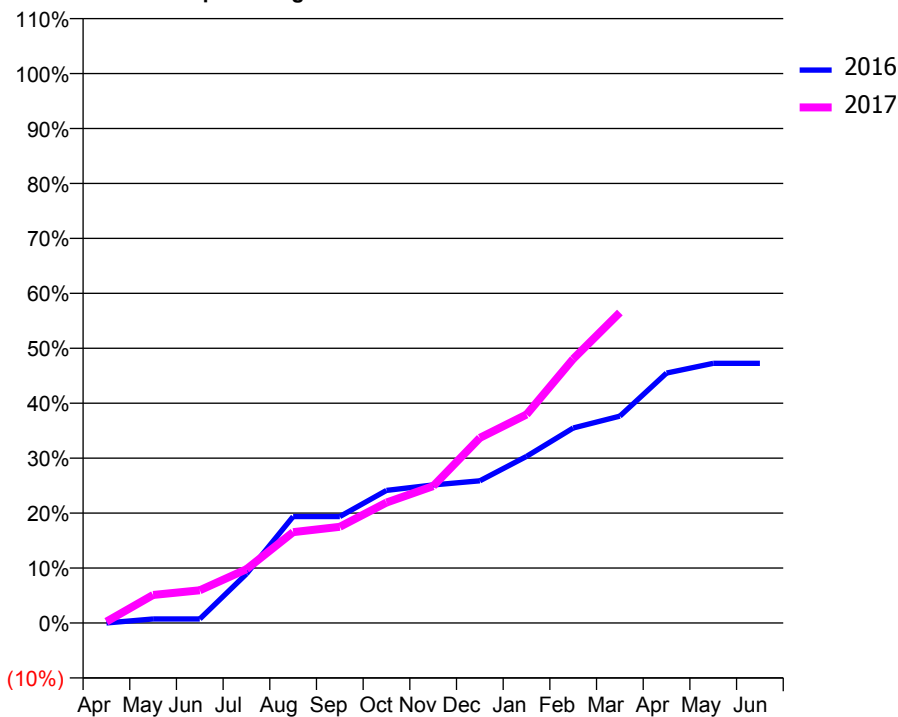
ACCESS*

Patients seen in 24 months	Total	Change since previous quarter
Quarter ending March 2016	394	
Quarter ending June 2016	401	→
Quarter ending September 2016	392	↓
Quarter ending December 2016	390	→
Quarter ending March 2017	407	↑
Variance since March 2016	3.3%	↑



ACTIVITY

Cumulative percentage of contracted UDA delivered 2016 & 2017



Adjusted Scheduled Activity (UDA)

Month	2016	2017
April	0	3
May	9	61
June	9	71
July	107	117
August	232	199
September	232	210
October	290	263
November	302	299
December	311	404
January	364	455
February	426	577
March	452	678
April	546	
May	567	
June	567	

QUALITY

	Quantity	Base Number	Contract	AT	Region	England
% of FP17s for the same patient ID Re-attending within 3 months - Children	13	364	3.6%	10.5%	13.3%	12.3%
% of FP17s for the same patient ID Re-attending within 3 months - Adults	6	111	5.4%	15.4%	17.3%	16.7%
% of FP17s for the same patient ID Re-attending between 3 & 9 months - Children	100	364	27.5%	58.5%	58.9%	57.6%
% of FP17s for the same patient ID Re-attending between 3 & 9 months - Adults	15	111	13.5%	52.3%	52.2%	50.1%
% of FP17s for Band 1 Urgent Courses	10	409	2.4%	7.7%	9.2%	9.1%
% of FP17s Relating to Free Repair or Replacements	0	409	0.0%	1.3%	1.0%	0.8%
% of FP17s Relating to Continuations	0	409	0.0%	1.6%	1.4%	1.2%
% of Patients satisfied with the dentistry they have received	0	0	N/A	94.2%	93.1%	92.8%
% of Patients satisfied with the time they had to wait for an appointment	0	0	N/A	88.8%	89.5%	88.7%

* This is based on patients treated on this contract for their most recent course of treatment. Figures in italics indicate the base number of FP17s or Patient Questionnaire responses are less than 100. N/A is shown where the base number of responses is less than 10 during the period. % is calculated as Quantity/Base number*100

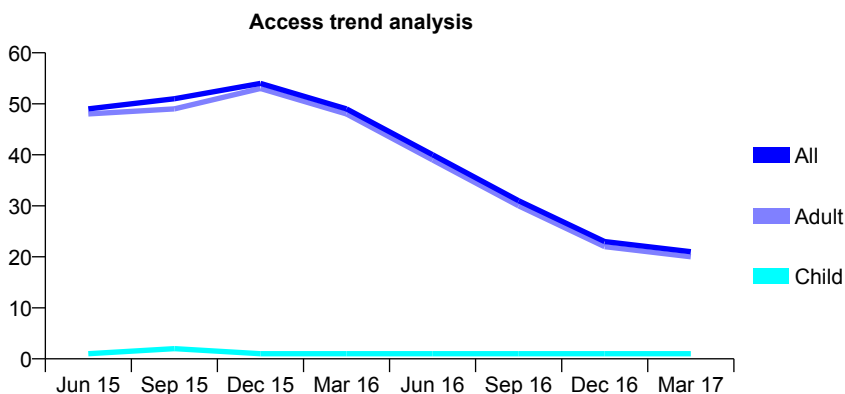
Q51 - Vital Signs At a Glance Contract Report for 181196/0017 - March 2017

Name or company name	Rotherham NHS Foundation Trust
Contract type name	PDS Contract
Purpose of contract	General
Contract start date	01/04/2011
Contract end date	31/03/2021

16/17 Contracted general activity (UDA)	100
Carry forward general activity (UDA)	0
16/17 Contracted orthodontic activity (UOA)	0
Carry forward orthodontic activity (UOA)	0
Baseline contract value	£2,525.70

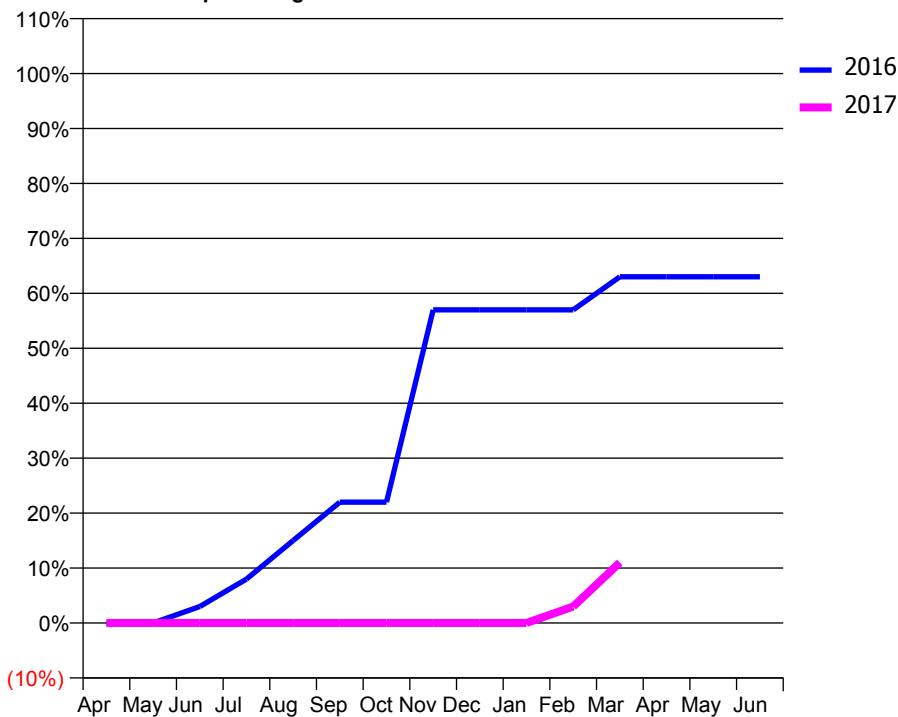
ACCESS*

Patients seen in 24 months	Total	Change since previous quarter
Quarter ending March 2016	49	
Quarter ending June 2016	40	↓
Quarter ending September 2016	31	↓
Quarter ending December 2016	23	↓
Quarter ending March 2017	21	↓
Variance since March 2016	(57.1%)	↓



ACTIVITY

Cumulative percentage of contracted UDA delivered 2016 & 2017



Month	Adjusted Scheduled Activity (UDA)	
	2016	2017
April	0	0
May	0	0
June	3	0
July	8	0
August	15	0
September	22	0
October	22	0
November	57	0
December	57	0
January	57	0
February	57	3
March	63	11
April	63	
May	63	
June	63	

QUALITY

	Quantity	Base Number	Contract	AT	Region	England
% of FP17s for the same patient ID Re-attending within 3 months - Children	0	0	N/A	10.5%	13.3%	12.3%
% of FP17s for the same patient ID Re-attending within 3 months - Adults	0	8	0.0%	15.4%	17.3%	16.7%
% of FP17s for the same patient ID Re-attending between 3 & 9 months - Children	0	0	N/A	58.5%	58.9%	57.6%
% of FP17s for the same patient ID Re-attending between 3 & 9 months - Adults	1	8	12.5%	52.3%	52.2%	50.1%
% of FP17s for Band 1 Urgent Courses	0	7	0.0%	7.7%	9.2%	9.1%
% of FP17s Relating to Free Repair or Replacements	0	7	0.0%	1.3%	1.0%	0.8%
% of FP17s Relating to Continuations	0	7	0.0%	1.6%	1.4%	1.2%
% of Patients satisfied with the dentistry they have received	0	0	N/A	94.2%	93.1%	92.8%
% of Patients satisfied with the time they had to wait for an appointment	0	0	N/A	88.8%	89.5%	88.7%

* This is based on patients treated on this contract for their most recent course of treatment. Figures in italics indicate the base number of FP17s or Patient Questionnaire responses are less than 100. N/A is shown where the base number of responses is less than 10 during the period. % is calculated as Quantity/Base number*100

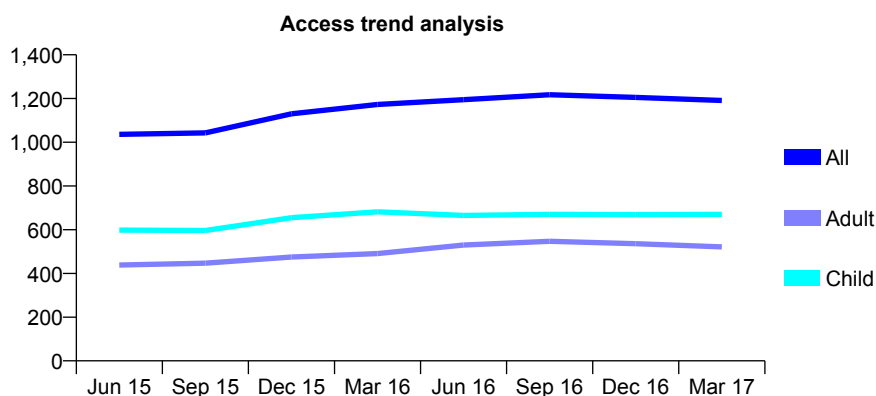
Q51 - Vital Signs At a Glance Contract Report for 181196/0018 - March 2017

Name or company name	Rotherham NHS Foundation Trust
Contract type name	PDS Contract
Purpose of contract	General
Contract start date	01/04/2011
Contract end date	31/03/2021

16/17 Contracted general activity (UDA)	2,000
Carry forward general activity (UDA)	0
16/17 Contracted orthodontic activity (UOA)	0
Carry forward orthodontic activity (UOA)	0
Baseline contract value	£575,492.85

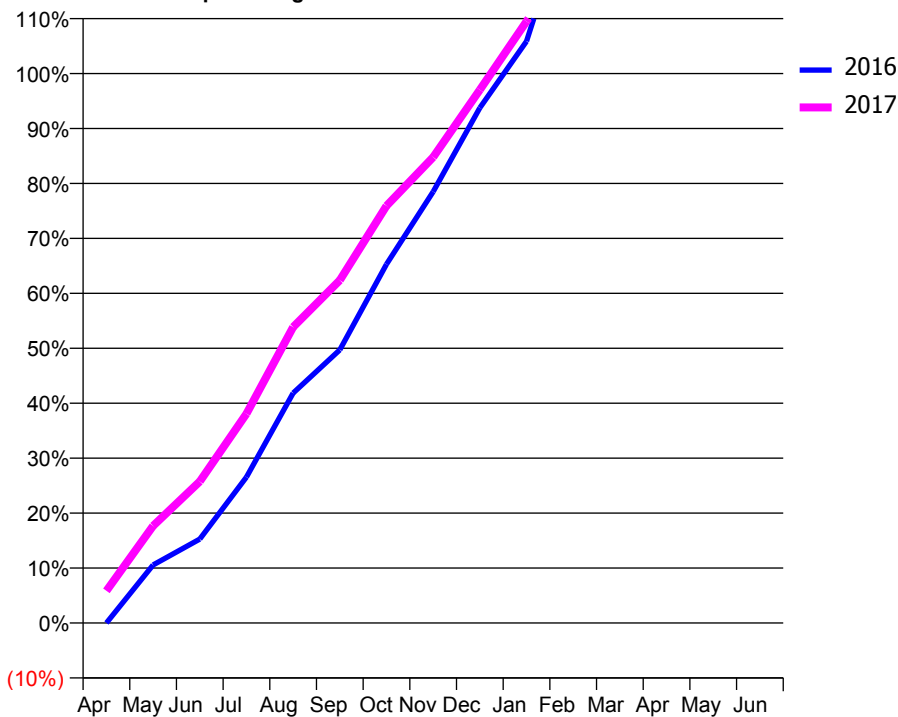
ACCESS*

Patients seen in 24 months	Total	Change since previous quarter
Quarter ending March 2016	1,173	
Quarter ending June 2016	1,195	→
Quarter ending September 2016	1,217	→
Quarter ending December 2016	1,205	→
Quarter ending March 2017	1,191	↓
Variance since March 2016	1.5%	→



ACTIVITY

Cumulative percentage of contracted UDA delivered 2016 & 2017



Adjusted Scheduled Activity (UDA)

Month	2016	2017
April	0	117
May	211	354
June	305	515
July	531	762
August	837	1,077
September	994	1,247
October	1,306	1,518
November	1,570	1,695
December	1,875	1,940
January	2,117	2,190
February	2,645	2,430
March	2,934	2,617
April	3,260	
May	3,261	
June	3,259	

QUALITY

	Quantity	Base Number	Contract	AT	Region	England
% of FP17s for the same patient ID Re-attending within 3 months - Children	64	1,098	5.8%	10.5%	13.3%	12.3%
% of FP17s for the same patient ID Re-attending within 3 months - Adults	85	685	12.4%	15.4%	17.3%	16.7%
% of FP17s for the same patient ID Re-attending between 3 & 9 months - Children	590	1,098	53.7%	58.5%	58.9%	57.6%
% of FP17s for the same patient ID Re-attending between 3 & 9 months - Adults	400	685	58.4%	52.3%	52.2%	50.1%
% of FP17s for Band 1 Urgent Courses	25	1,571	1.6%	7.7%	9.2%	9.1%
% of FP17s Relating to Free Repair or Replacements	0	1,571	0.0%	1.3%	1.0%	0.8%
% of FP17s Relating to Continuations	4	1,571	0.3%	1.6%	1.4%	1.2%
% of Patients satisfied with the dentistry they have received	2	2	N/A	94.2%	93.1%	92.8%
% of Patients satisfied with the time they had to wait for an appointment	1	2	N/A	88.8%	89.5%	88.7%

* This is based on patients treated on this contract for their most recent course of treatment. Figures in italics indicate the base number of FP17s or Patient Questionnaire responses are less than 100. N/A is shown where the base number of responses is less than 10 during the period. % is calculated as Quantity/Base number*100

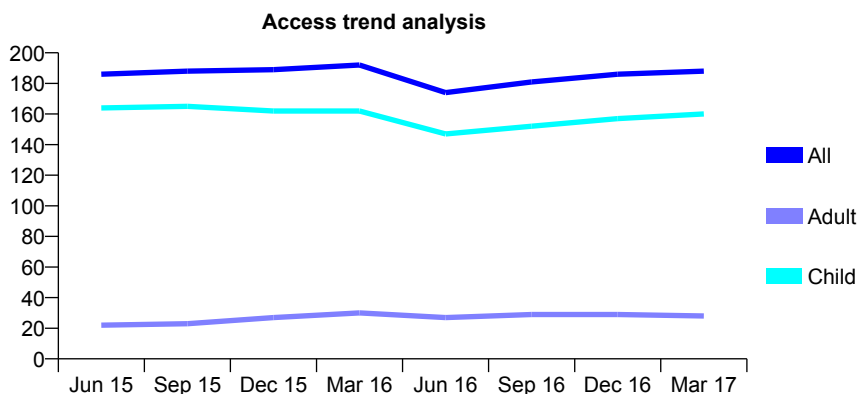
Q51 - Vital Signs At a Glance Contract Report for 181196/0019 - March 2017

Name or company name	Rotherham NHS Foundation Trust
Contract type name	PDS Contract
Purpose of contract	General
Contract start date	01/04/2011
Contract end date	31/03/2021

16/17 Contracted general activity (UDA)	350
Carry forward general activity (UDA)	0
16/17 Contracted orthodontic activity (UOA)	0
Carry forward orthodontic activity (UOA)	0
Baseline contract value	£100,711.25

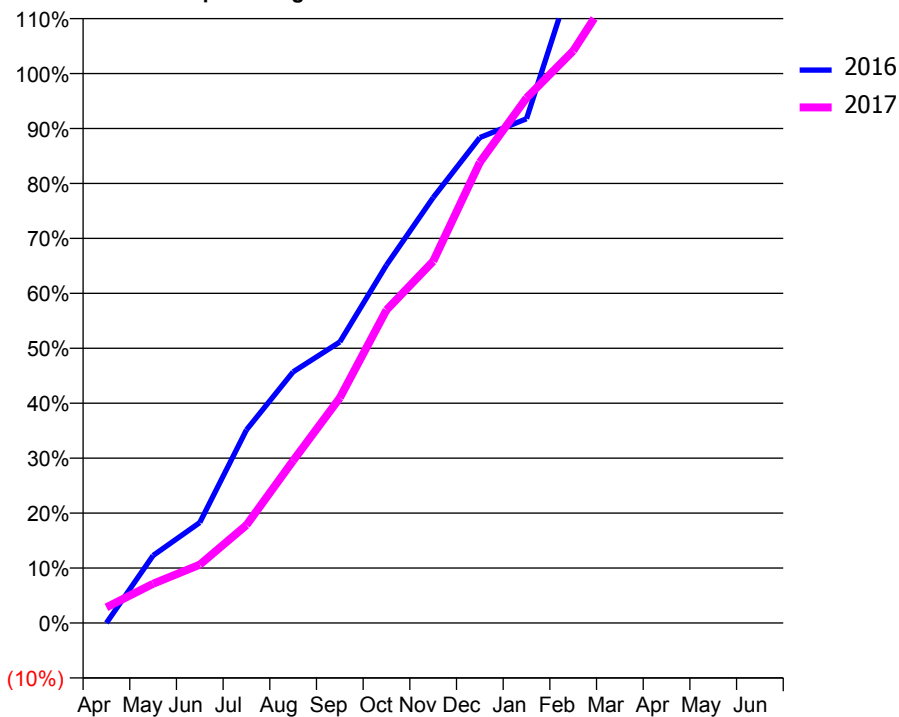
ACCESS*

Patients seen in 24 months	Total	Change since previous quarter
Quarter ending March 2016	192	
Quarter ending June 2016	174	↓
Quarter ending September 2016	181	↑
Quarter ending December 2016	186	↑
Quarter ending March 2017	188	→
Variance since March 2016	(2.1%)	↓



ACTIVITY

Cumulative percentage of contracted UDA delivered 2016 & 2017



Month	Adjusted Scheduled Activity (UDA)	
	2016	2017
April	0	10
May	43	25
June	64	37
July	123	62
August	160	103
September	179	143
October	228	199
November	271	230
December	309	293
January	321	334
February	413	364
March	450	410
April	475	
May	475	
June	480	

QUALITY

	Quantity	Base Number	Contract	AT	Region	England
% of FP17s for the same patient ID Re-attending within 3 months - Children	13	225	5.8%	10.5%	13.3%	12.3%
% of FP17s for the same patient ID Re-attending within 3 months - Adults	0	29	0.0%	15.4%	17.3%	16.7%
% of FP17s for the same patient ID Re-attending between 3 & 9 months - Children	90	225	40.0%	58.5%	58.9%	57.6%
% of FP17s for the same patient ID Re-attending between 3 & 9 months - Adults	13	29	44.8%	52.3%	52.2%	50.1%
% of FP17s for Band 1 Urgent Courses	2	225	0.9%	7.7%	9.2%	9.1%
% of FP17s Relating to Free Repair or Replacements	0	225	0.0%	1.3%	1.0%	0.8%
% of FP17s Relating to Continuations	0	225	0.0%	1.6%	1.4%	1.2%
% of Patients satisfied with the dentistry they have received	0	0	N/A	94.2%	93.1%	92.8%
% of Patients satisfied with the time they had to wait for an appointment	0	0	N/A	88.8%	89.5%	88.7%

* This is based on patients treated on this contract for their most recent course of treatment. Figures in italics indicate the base number of FP17s or Patient Questionnaire responses are less than 100. N/A is shown where the base number of responses is less than 10 during the period. % is calculated as Quantity/Base number*100

Q51 - Vital Signs At a Glance Contract Report for 181196/0020 - March 2017

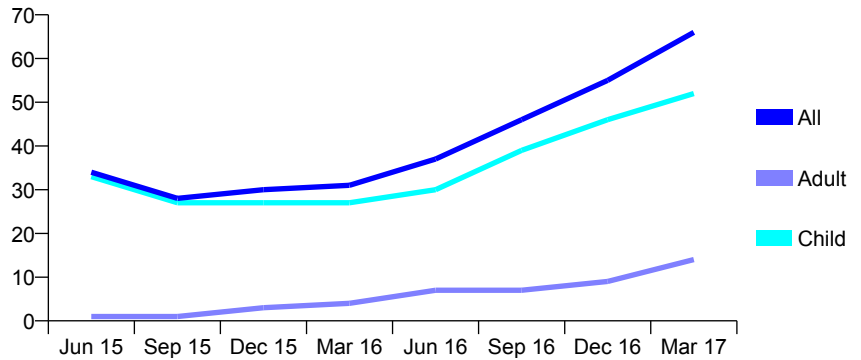
Name or company name	Rotherham NHS Foundation Trust
Contract type name	PDS Contract
Purpose of contract	General
Contract start date	01/04/2011
Contract end date	31/03/2021

16/17 Contracted general activity (UDA)	150
Carry forward general activity (UDA)	0
16/17 Contracted orthodontic activity (UOA)	0
Carry forward orthodontic activity (UOA)	0
Baseline contract value	£43,161.97

ACCESS*

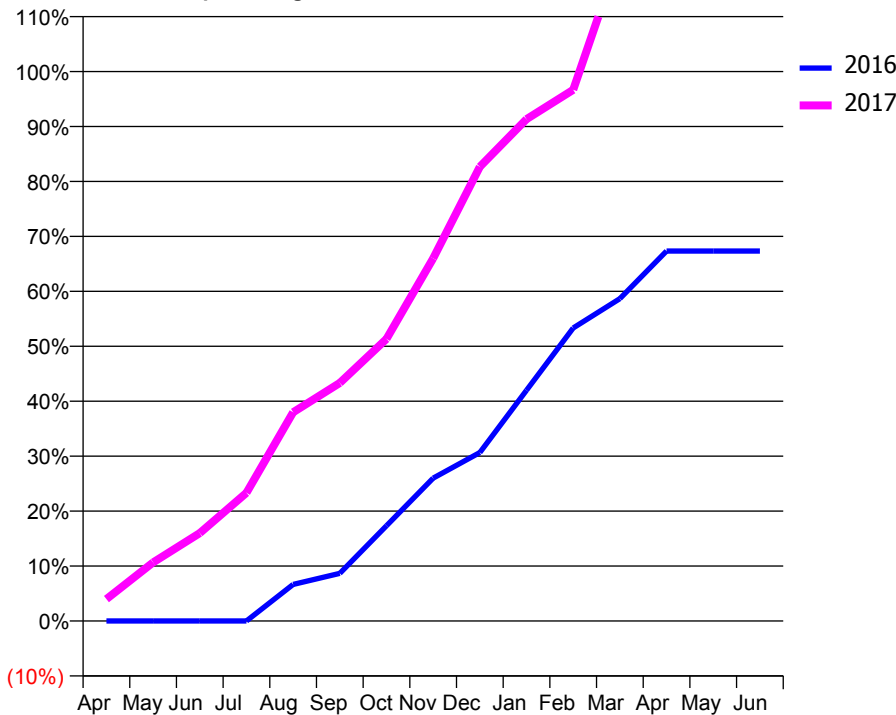
Patients seen in 24 months	Total	Change since previous quarter
Quarter ending March 2016	31	
Quarter ending June 2016	37	↑
Quarter ending September 2016	46	↑
Quarter ending December 2016	55	↑
Quarter ending March 2017	66	↑
Variance since March 2016	112.9%	↑

Access trend analysis



ACTIVITY

Cumulative percentage of contracted UDA delivered 2016 & 2017



Month	Adjusted Scheduled Activity (UDA)	
	2016	2017
April	0	6
May	0	16
June	0	24
July	0	35
August	10	57
September	13	65
October	26	77
November	39	99
December	46	124
January	63	137
February	80	145
March	88	182
April	101	
May	101	
June	101	

QUALITY

	Quantity	Base Number	Contract	AT	Region	England
% of FP17s for the same patient ID Re-attending within 3 months - Children	4	72	5.6%	10.5%	13.3%	12.3%
% of FP17s for the same patient ID Re-attending within 3 months - Adults	2	23	8.7%	15.4%	17.3%	16.7%
% of FP17s for the same patient ID Re-attending between 3 & 9 months - Children	19	72	26.4%	58.5%	58.9%	57.6%
% of FP17s for the same patient ID Re-attending between 3 & 9 months - Adults	6	23	26.1%	52.3%	52.2%	50.1%
% of FP17s for Band 1 Urgent Courses	0	89	0.0%	7.7%	9.2%	9.1%
% of FP17s Relating to Free Repair or Replacements	0	89	0.0%	1.3%	1.0%	0.8%
% of FP17s Relating to Continuations	0	89	0.0%	1.6%	1.4%	1.2%
% of Patients satisfied with the dentistry they have received	0	0	N/A	94.2%	93.1%	92.8%
% of Patients satisfied with the time they had to wait for an appointment	0	0	N/A	88.8%	89.5%	88.7%

* This is based on patients treated on this contract for their most recent course of treatment. Figures in italics indicate the base number of FP17s or Patient Questionnaire responses are less than 100. N/A is shown where the base number of responses is less than 10 during the period. % is calculated as Quantity/Base number*100

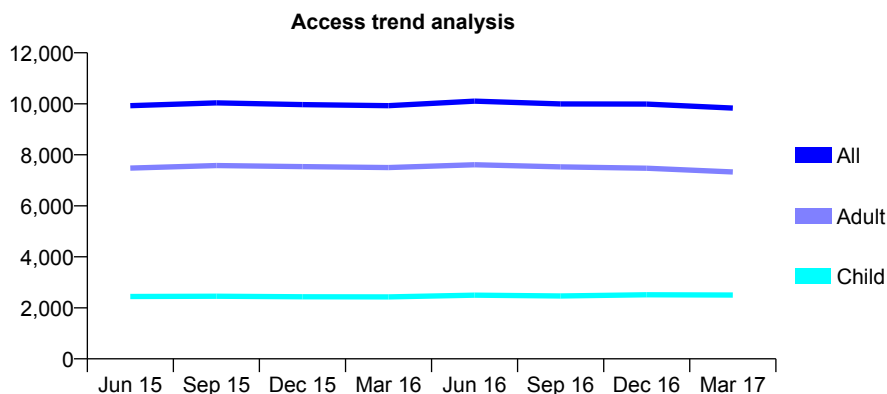
Q51 - Vital Signs At a Glance Contract Report for 181943/0001 - March 2017

Name or company name	Brinsworth Lane Dental Care
Contract type name	GDS Contract
Purpose of contract	General
Contract start date	03/05/2011
Contract end date	

16/17 Contracted general activity (UDA)	25,564
Carry forward general activity (UDA)	0
16/17 Contracted orthodontic activity (UOA)	0
Carry forward orthodontic activity (UOA)	0
Baseline contract value	£806,255.39

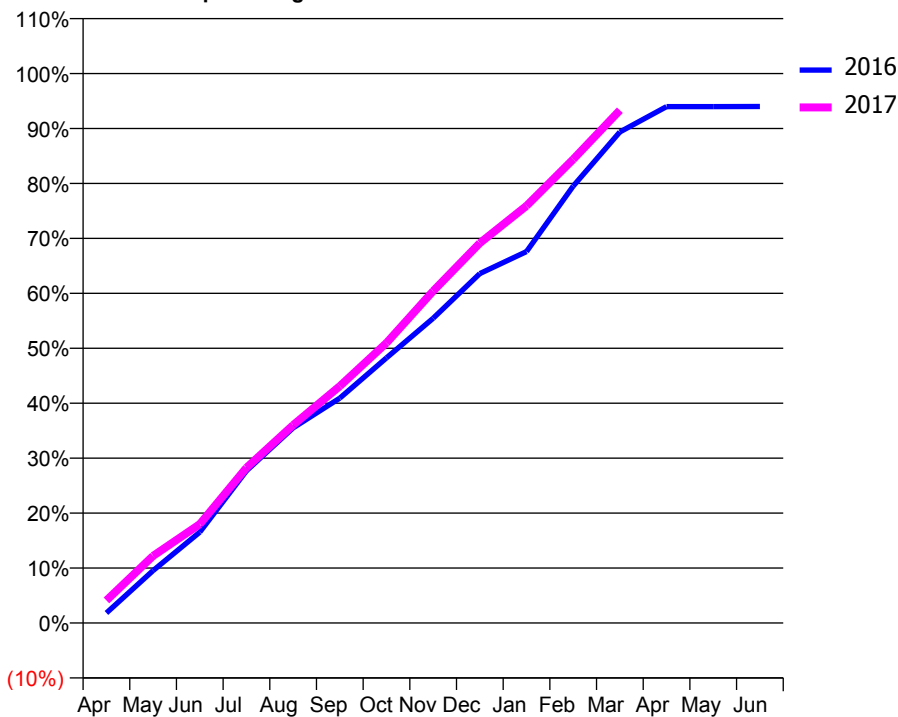
ACCESS*

Patients seen in 24 months	Total	Change since previous quarter
Quarter ending March 2016	9,927	
Quarter ending June 2016	10,106	→
Quarter ending September 2016	9,993	↓
Quarter ending December 2016	9,990	→
Quarter ending March 2017	9,833	↓
Variance since March 2016	(0.9%)	→



ACTIVITY

Cumulative percentage of contracted UDA delivered 2016 & 2017



Month	Adjusted Scheduled Activity (UDA)	
	2016	2017
April	469	1,054
May	2,443	3,123
June	4,225	4,603
July	7,082	7,223
August	9,078	9,210
September	10,462	11,020
October	12,337	13,030
November	14,177	15,441
December	16,258	17,674
January	17,279	19,407
February	20,326	21,570
March	22,842	23,854
April	24,022	
May	24,025	
June	24,029	

QUALITY

	Quantity	Base Number	Contract	AT	Region	England
% of FP17s for the same patient ID Re-attending within 3 months - Children	195	3,498	5.6%	10.5%	13.3%	12.3%
% of FP17s for the same patient ID Re-attending within 3 months - Adults	967	9,415	10.3%	15.4%	17.3%	16.7%
% of FP17s for the same patient ID Re-attending between 3 & 9 months - Children	1,754	3,498	50.1%	58.5%	58.9%	57.6%
% of FP17s for the same patient ID Re-attending between 3 & 9 months - Adults	4,915	9,415	52.2%	52.3%	52.2%	50.1%
% of FP17s for Band 1 Urgent Courses	458	12,323	3.7%	7.7%	9.2%	9.1%
% of FP17s Relating to Free Repair or Replacements	84	12,323	0.7%	1.3%	1.0%	0.8%
% of FP17s Relating to Continuations	195	12,323	1.6%	1.6%	1.4%	1.2%
% of Patients satisfied with the dentistry they have received	15	15	100.0%	94.2%	93.1%	92.8%
% of Patients satisfied with the time they had to wait for an appointment	13	15	86.7%	88.8%	89.5%	88.7%

* This is based on patients treated on this contract for their most recent course of treatment. Figures in italics indicate the base number of FP17s or Patient Questionnaire responses are less than 100. N/A is shown where the base number of responses is less than 10 during the period. % is calculated as Quantity/Base number*100

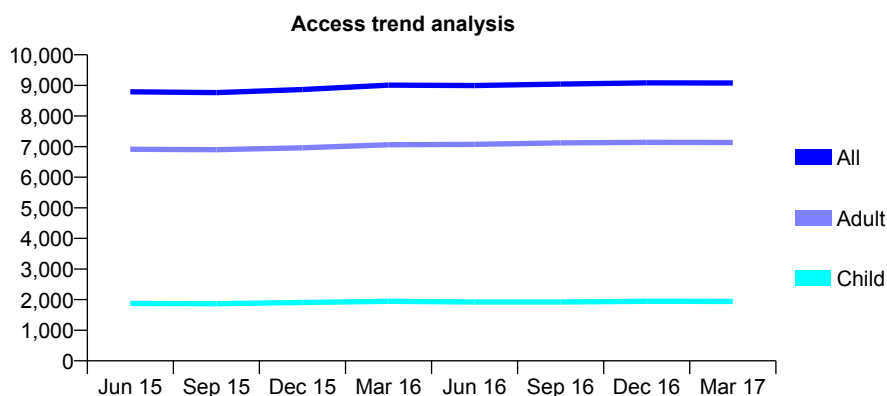
Q51 - Vital Signs At a Glance Contract Report for 182370/0001 - March 2017

Name or company name	Dental Directions
Contract type name	GDS Contract
Purpose of contract	General
Contract start date	01/04/2006
Contract end date	

16/17 Contracted general activity (UDA)	27,296
Carry forward general activity (UDA)	637
16/17 Contracted orthodontic activity (UOA)	0
Carry forward orthodontic activity (UOA)	0
Baseline contract value	£867,546.02

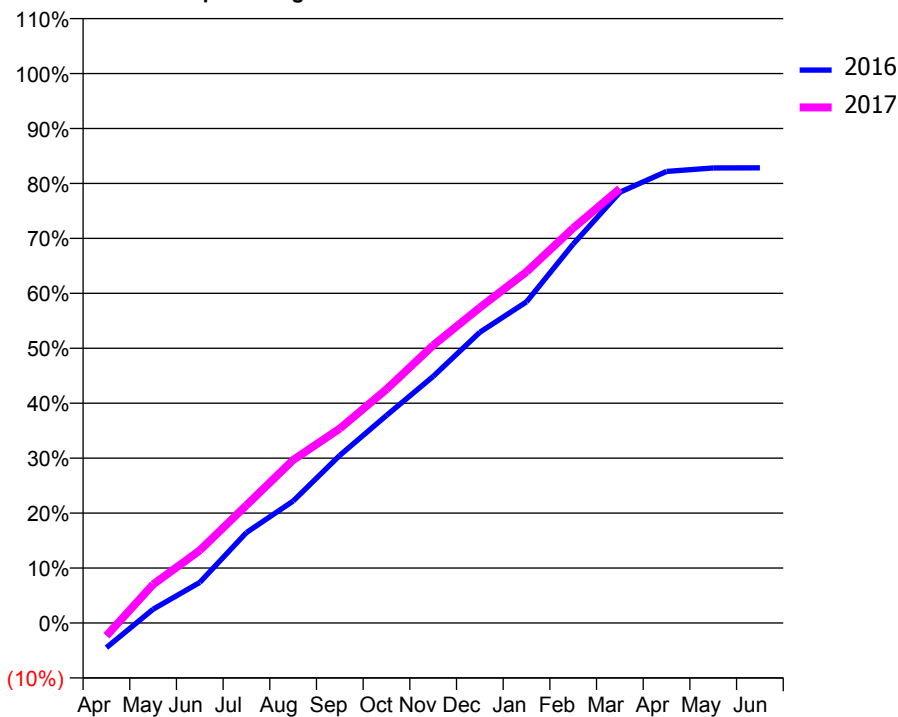
ACCESS*

Patients seen in 24 months	Total	Change since previous quarter
Quarter ending March 2016	9,009	
Quarter ending June 2016	8,996	→
Quarter ending September 2016	9,044	→
Quarter ending December 2016	9,082	→
Quarter ending March 2017	9,077	→
Variance since March 2016	0.8%	→



ACTIVITY

Cumulative percentage of contracted UDA delivered 2016 & 2017



Month	Adjusted Scheduled Activity (UDA)	
	2016	2017
April	-1,226	-637
May	684	1,917
June	2,017	3,609
July	4,494	5,855
August	6,055	8,096
September	8,329	9,664
October	10,310	11,609
November	12,251	13,796
December	14,444	15,671
January	15,954	17,443
February	18,819	19,615
March	21,401	21,575
April	22,433	
May	22,605	
June	22,612	

QUALITY

	Quantity	Base Number	Contract	AT	Region	England
% of FP17s for the same patient ID Re-attending within 3 months - Children	186	2,767	6.7%	10.5%	13.3%	12.3%
% of FP17s for the same patient ID Re-attending within 3 months - Adults	1,177	9,968	11.8%	15.4%	17.3%	16.7%
% of FP17s for the same patient ID Re-attending between 3 & 9 months - Children	1,631	2,767	58.9%	58.5%	58.9%	57.6%
% of FP17s for the same patient ID Re-attending between 3 & 9 months - Adults	5,468	9,968	54.9%	52.3%	52.2%	50.1%
% of FP17s for Band 1 Urgent Courses	579	12,081	4.8%	7.7%	9.2%	9.1%
% of FP17s Relating to Free Repair or Replacements	109	12,081	0.9%	1.3%	1.0%	0.8%
% of FP17s Relating to Continuations	102	12,081	0.8%	1.6%	1.4%	1.2%
% of Patients satisfied with the dentistry they have received	21	21	100.0%	94.2%	93.1%	92.8%
% of Patients satisfied with the time they had to wait for an appointment	21	21	100.0%	88.8%	89.5%	88.7%

* This is based on patients treated on this contract for their most recent course of treatment. Figures in italics indicate the base number of FP17s or Patient Questionnaire responses are less than 100. N/A is shown where the base number of responses is less than 10 during the period. % is calculated as Quantity/Base number*100

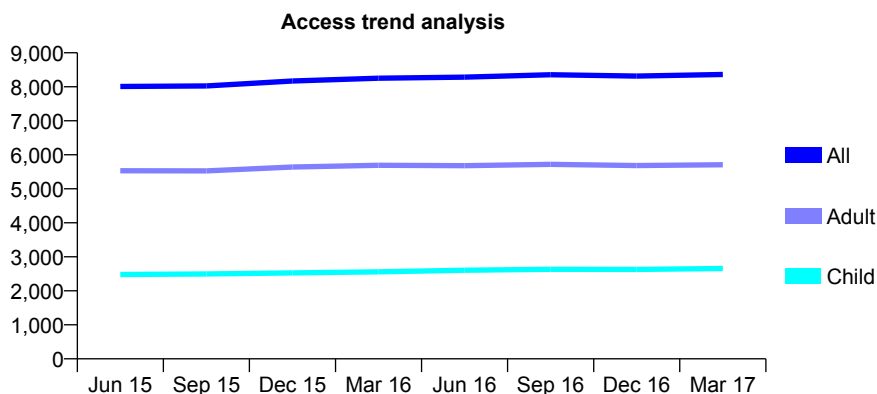
Q51 - Vital Signs At a Glance Contract Report for 182370/0002 - March 2017

Name or company name	Dental Directions
Contract type name	GDS Contract
Purpose of contract	General
Contract start date	01/04/2006
Contract end date	

16/17 Contracted general activity (UDA)	17,789
Carry forward general activity (UDA)	425
16/17 Contracted orthodontic activity (UOA)	0
Carry forward orthodontic activity (UOA)	0
Baseline contract value	£564,939.92

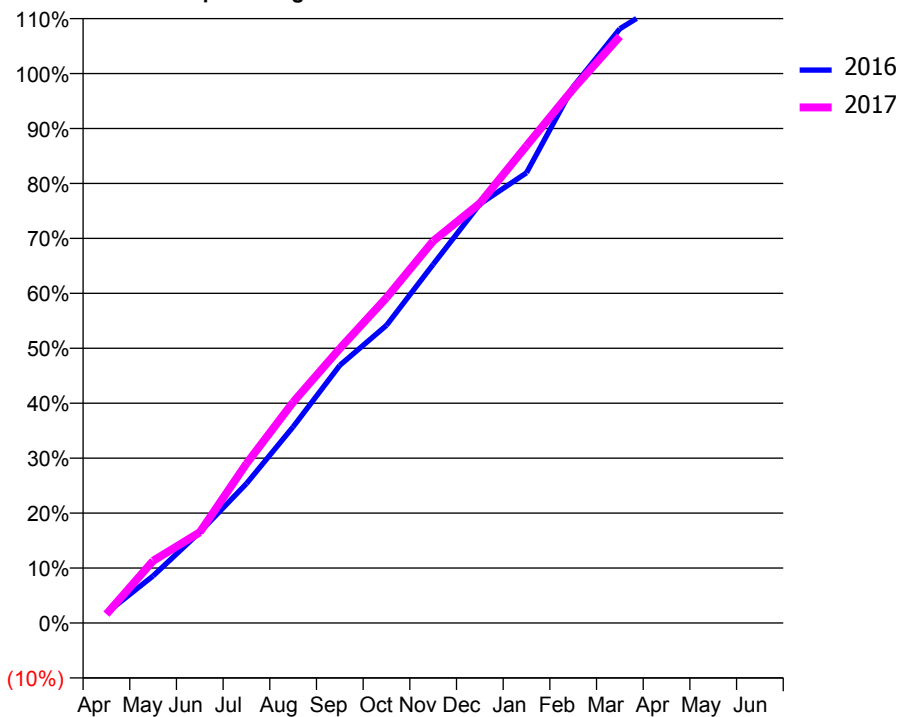
ACCESS*

Patients seen in 24 months	Total	Change since previous quarter
Quarter ending March 2016	8,253	
Quarter ending June 2016	8,285	→
Quarter ending September 2016	8,353	→
Quarter ending December 2016	8,316	→
Quarter ending March 2017	8,363	→
Variance since March 2016	1.3%	→



ACTIVITY

Cumulative percentage of contracted UDA delivered 2016 & 2017



Month	Adjusted Scheduled Activity (UDA)	
	2016	2017
April	324	288
May	1,528	2,014
June	2,942	2,939
July	4,512	5,160
August	6,352	7,152
September	8,341	8,886
October	9,639	10,530
November	11,610	12,367
December	13,562	13,589
January	14,574	15,448
February	17,358	17,290
March	19,237	18,993
April	20,168	
May	20,185	
June	20,188	

QUALITY

	Quantity	Base Number	Contract	AT	Region	England
% of FP17s for the same patient ID Re-attending within 3 months - Children	275	3,369	8.2%	10.5%	13.3%	12.3%
% of FP17s for the same patient ID Re-attending within 3 months - Adults	963	7,047	13.7%	15.4%	17.3%	16.7%
% of FP17s for the same patient ID Re-attending between 3 & 9 months - Children	1,791	3,369	53.2%	58.5%	58.9%	57.6%
% of FP17s for the same patient ID Re-attending between 3 & 9 months - Adults	3,533	7,047	50.1%	52.3%	52.2%	50.1%
% of FP17s for Band 1 Urgent Courses	298	9,040	3.3%	7.7%	9.2%	9.1%
% of FP17s Relating to Free Repair or Replacements	108	9,040	1.2%	1.3%	1.0%	0.8%
% of FP17s Relating to Continuations	91	9,040	1.0%	1.6%	1.4%	1.2%
% of Patients satisfied with the dentistry they have received	14	14	100.0%	94.2%	93.1%	92.8%
% of Patients satisfied with the time they had to wait for an appointment	13	14	92.9%	88.8%	89.5%	88.7%

* This is based on patients treated on this contract for their most recent course of treatment. Figures in italics indicate the base number of FP17s or Patient Questionnaire responses are less than 100. N/A is shown where the base number of responses is less than 10 during the period. % is calculated as Quantity/Base number*100

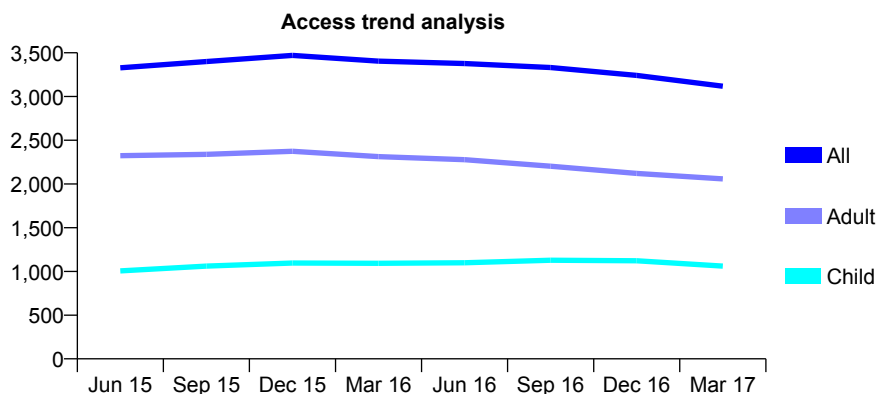
Q51 - Vital Signs At a Glance Contract Report for 186961/0001 - March 2017

Name or company name	Dalton Care Contract Limited Partnership
Contract type name	GDS Contract
Purpose of contract	General
Contract start date	01/09/2010
Contract end date	

16/17 Contracted general activity (UDA)	8,000
Carry forward general activity (UDA)	-148
16/17 Contracted orthodontic activity (UOA)	0
Carry forward orthodontic activity (UOA)	0
Baseline contract value	£250,786.61

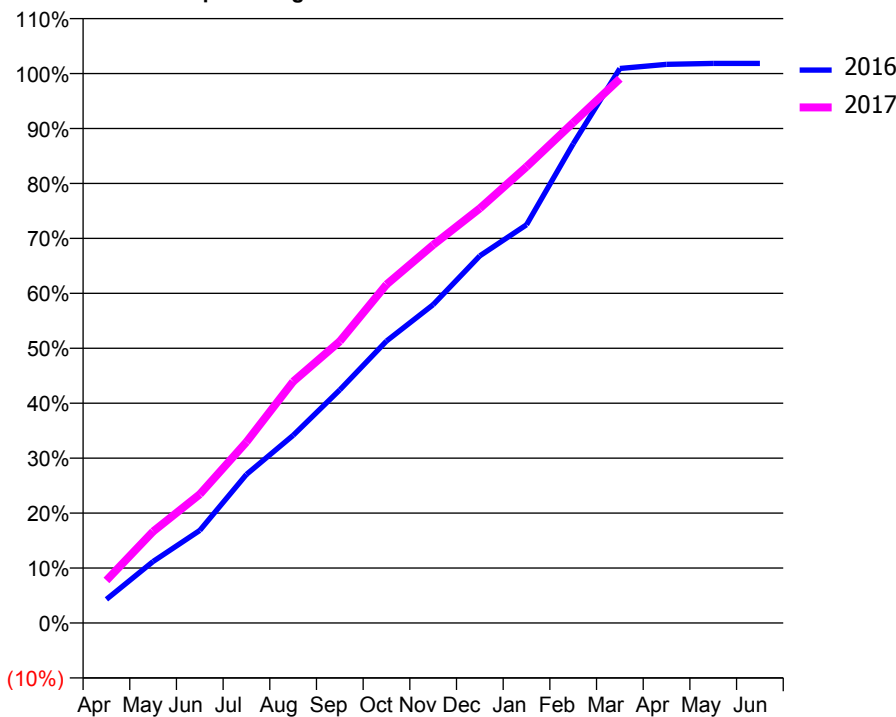
ACCESS*

Patients seen in 24 months	Total	Change since previous quarter
Quarter ending March 2016	3,404	
Quarter ending June 2016	3,377	→
Quarter ending September 2016	3,331	↓
Quarter ending December 2016	3,242	↓
Quarter ending March 2017	3,118	↓
Variance since March 2016	(8.4%)	↓



ACTIVITY

Cumulative percentage of contracted UDA delivered 2016 & 2017



Month	Adjusted Scheduled Activity (UDA)	
	2016	2017
April	345	619
May	897	1,333
June	1,348	1,874
July	2,165	2,635
August	2,732	3,514
September	3,394	4,100
October	4,105	4,928
November	4,635	5,504
December	5,345	6,037
January	5,798	6,642
February	6,977	7,285
March	8,074	7,923
April	8,133	
May	8,148	
June	8,148	

QUALITY

	Quantity	Base Number	Contract	AT	Region	England
% of FP17s for the same patient ID Re-attending within 3 months - Children	129	1,310	9.8%	10.5%	13.3%	12.3%
% of FP17s for the same patient ID Re-attending within 3 months - Adults	272	2,085	13.0%	15.4%	17.3%	16.7%
% of FP17s for the same patient ID Re-attending between 3 & 9 months - Children	606	1,310	46.3%	58.5%	58.9%	57.6%
% of FP17s for the same patient ID Re-attending between 3 & 9 months - Adults	872	2,085	41.8%	52.3%	52.2%	50.1%
% of FP17s for Band 1 Urgent Courses	110	3,366	3.3%	7.7%	9.2%	9.1%
% of FP17s Relating to Free Repair or Replacements	6	3,366	0.2%	1.3%	1.0%	0.8%
% of FP17s Relating to Continuations	67	3,366	2.0%	1.6%	1.4%	1.2%
% of Patients satisfied with the dentistry they have received	3	3	N/A	94.2%	93.1%	92.8%
% of Patients satisfied with the time they had to wait for an appointment	3	3	N/A	88.8%	89.5%	88.7%

* This is based on patients treated on this contract for their most recent course of treatment. Figures in italics indicate the base number of FP17s or Patient Questionnaire responses are less than 100. N/A is shown where the base number of responses is less than 10 during the period. % is calculated as Quantity/Base number*100

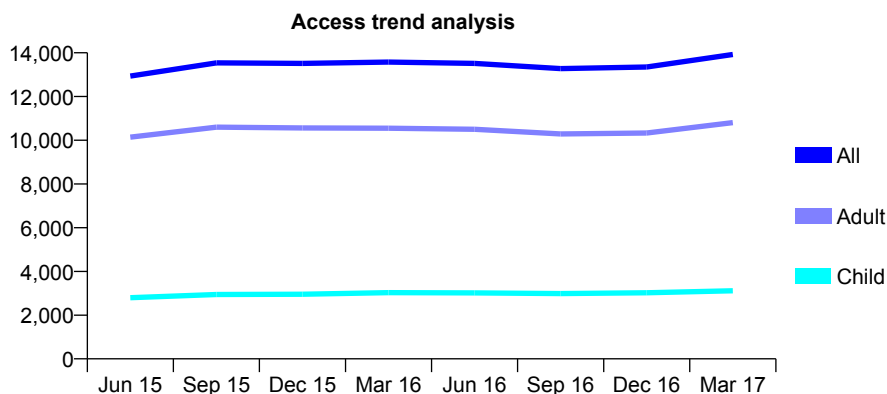
Q51 - Vital Signs At a Glance Contract Report for 190888/0002 - March 2017

Name or company name	Retford Dental Care
Contract type name	GDS Contract
Purpose of contract	General
Contract start date	01/04/2012
Contract end date	

16/17 Contracted general activity (UDA)	35,365
Carry forward general activity (UDA)	326
16/17 Contracted orthodontic activity (UOA)	0
Carry forward orthodontic activity (UOA)	0
Baseline contract value	£1,008,347.96

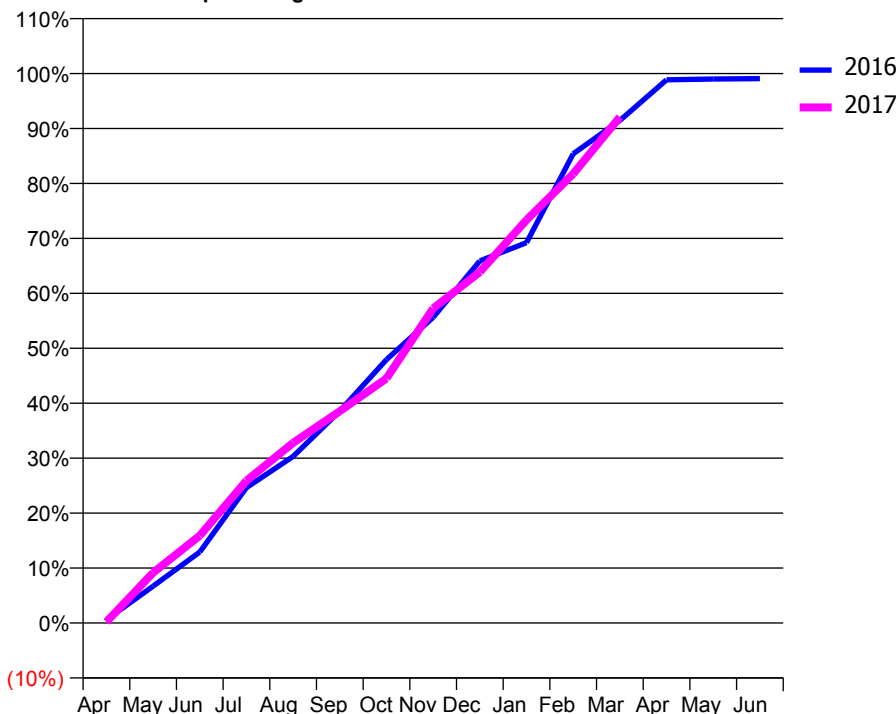
ACCESS*

Patients seen in 24 months	Total	Change since previous quarter
Quarter ending March 2016	13,579	
Quarter ending June 2016	13,517	→
Quarter ending September 2016	13,277	↓
Quarter ending December 2016	13,348	→
Quarter ending March 2017	13,923	↑
Variance since March 2016	2.5%	↑



ACTIVITY

Cumulative percentage of contracted UDA delivered 2016 & 2017



Month	Adjusted Scheduled Activity (UDA)	
	2016	2017
April	209	71
May	2,371	3,240
June	4,574	5,627
July	8,715	9,158
August	10,722	11,599
September	13,644	13,635
October	16,956	15,744
November	19,673	20,253
December	23,302	22,592
January	24,477	25,941
February	30,196	28,909
March	32,340	32,564
April	34,959	
May	35,006	
June	35,039	

QUALITY

	Quantity	Base Number	Contract	AT	Region	England
% of FP17s for the same patient ID Re-attending within 3 months - Children	205	4,366	4.7%	10.5%	13.3%	12.3%
% of FP17s for the same patient ID Re-attending within 3 months - Adults	2,374	14,965	15.9%	15.4%	17.3%	16.7%
% of FP17s for the same patient ID Re-attending between 3 & 9 months - Children	2,694	4,366	61.7%	58.5%	58.9%	57.6%
% of FP17s for the same patient ID Re-attending between 3 & 9 months - Adults	7,376	14,965	49.3%	52.3%	52.2%	50.1%
% of FP17s for Band 1 Urgent Courses	1,126	17,188	6.6%	7.7%	9.2%	9.1%
% of FP17s Relating to Free Repair or Replacements	353	17,188	2.1%	1.3%	1.0%	0.8%
% of FP17s Relating to Continuations	145	17,188	0.8%	1.6%	1.4%	1.2%
% of Patients satisfied with the dentistry they have received	36	37	97.3%	94.2%	93.1%	92.8%
% of Patients satisfied with the time they had to wait for an appointment	37	37	100.0%	88.8%	89.5%	88.7%

* This is based on patients treated on this contract for their most recent course of treatment. Figures in italics indicate the base number of FP17s or Patient Questionnaire responses are less than 100. N/A is shown where the base number of responses is less than 10 during the period. % is calculated as Quantity/Base number*100

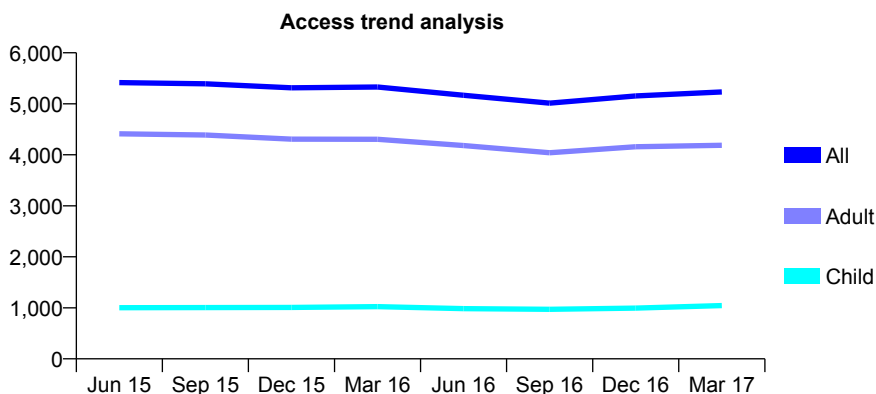
Q51 - Vital Signs At a Glance Contract Report for 191000/0001 - March 2017

Name or company name	Warren House Dental Practice
Contract type name	GDS Contract
Purpose of contract	General
Contract start date	01/05/2013
Contract end date	

16/17 Contracted general activity (UDA)	19,974
Carry forward general activity (UDA)	353
16/17 Contracted orthodontic activity (UOA)	0
Carry forward orthodontic activity (UOA)	0
Baseline contract value	£553,771.41

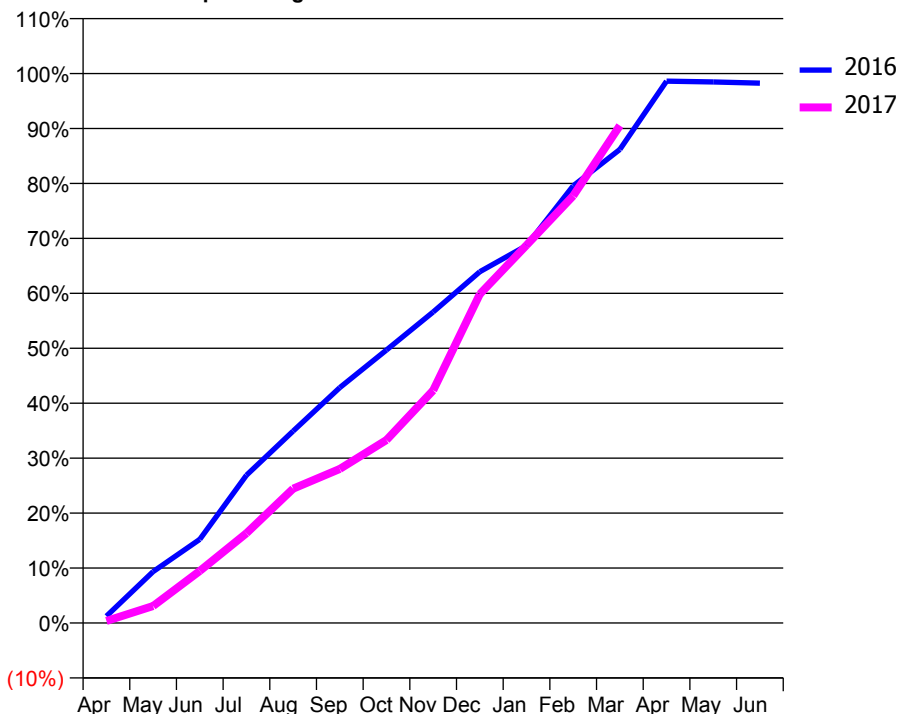
ACCESS*

Patients seen in 24 months	Total	Change since previous quarter
Quarter ending March 2016	5,329	
Quarter ending June 2016	5,167	↓
Quarter ending September 2016	5,013	↓
Quarter ending December 2016	5,153	↑
Quarter ending March 2017	5,232	→
Variance since March 2016	(1.8%)	↓



ACTIVITY

Cumulative percentage of contracted UDA delivered 2016 & 2017



Month	Adjusted Scheduled Activity (UDA)	
	2016	2017
April	251	74
May	1,869	618
June	3,043	1,892
July	5,375	3,265
August	6,979	4,882
September	8,558	5,599
October	9,924	6,651
November	11,308	8,456
December	12,772	11,958
January	13,718	13,733
February	15,892	15,526
March	17,214	18,081
April	19,698	
May	19,667	
June	19,621	

QUALITY

	Quantity	Base Number	Contract	AT	Region	England
% of FP17s for the same patient ID Re-attending within 3 months - Children	183	1,650	11.1%	10.5%	13.3%	12.3%
% of FP17s for the same patient ID Re-attending within 3 months - Adults	1,218	6,467	18.8%	15.4%	17.3%	16.7%
% of FP17s for the same patient ID Re-attending between 3 & 9 months - Children	960	1,650	58.2%	58.5%	58.9%	57.6%
% of FP17s for the same patient ID Re-attending between 3 & 9 months - Adults	3,439	6,467	53.2%	52.3%	52.2%	50.1%
% of FP17s for Band 1 Urgent Courses	682	7,325	9.3%	7.7%	9.2%	9.1%
% of FP17s Relating to Free Repair or Replacements	206	7,325	2.8%	1.3%	1.0%	0.8%
% of FP17s Relating to Continuations	76	7,325	1.0%	1.6%	1.4%	1.2%
% of Patients satisfied with the dentistry they have received	10	10	100.0%	94.2%	93.1%	92.8%
% of Patients satisfied with the time they had to wait for an appointment	9	10	90.0%	88.8%	89.5%	88.7%

* This is based on patients treated on this contract for their most recent course of treatment. Figures in italics indicate the base number of FP17s or Patient Questionnaire responses are less than 100. N/A is shown where the base number of responses is less than 10 during the period. % is calculated as Quantity/Base number*100

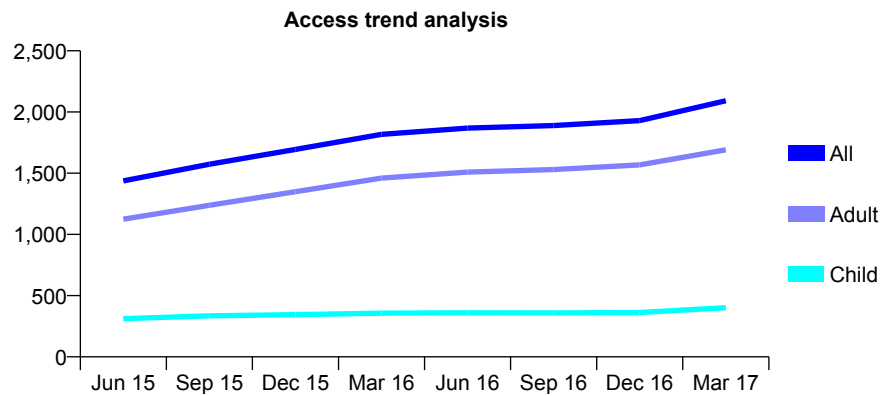
Q51 - Vital Signs At a Glance Contract Report for 192643/0001 - March 2017

Name or company name	Abbeydale Dental Care
Contract type name	GDS Contract
Purpose of contract	General
Contract start date	01/12/2013
Contract end date	

16/17 Contracted general activity (UDA)	6,699
Carry forward general activity (UDA)	0
16/17 Contracted orthodontic activity (UOA)	0
Carry forward orthodontic activity (UOA)	0
Baseline contract value	£219,651.76

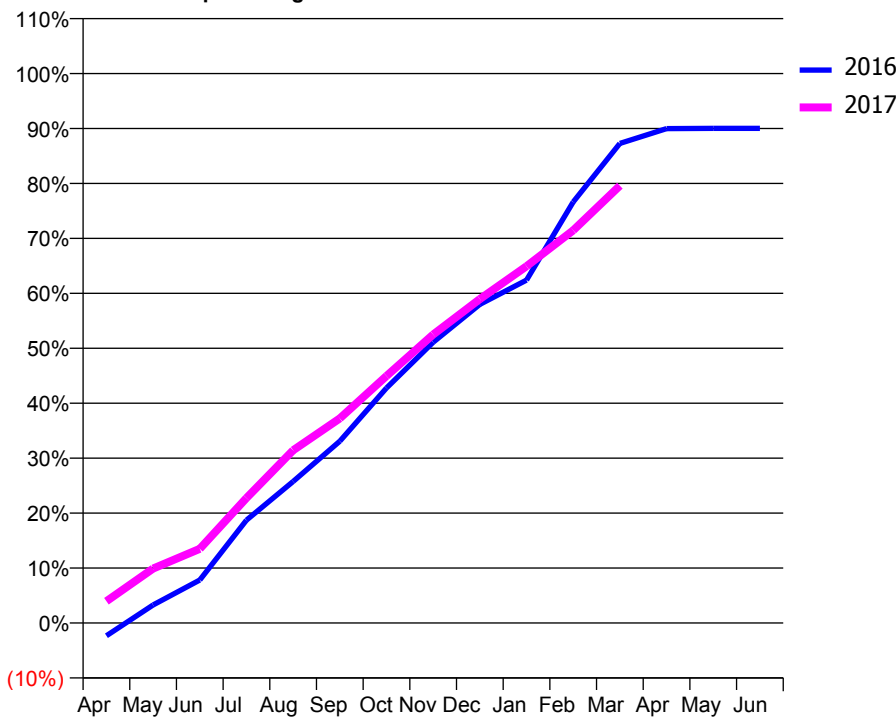
ACCESS*

Patients seen in 24 months	Total	Change since previous quarter
Quarter ending March 2016	1,817	
Quarter ending June 2016	1,869	↑
Quarter ending September 2016	1,889	→
Quarter ending December 2016	1,930	↑
Quarter ending March 2017	2,092	↑
Variance since March 2016	15.1%	↑



ACTIVITY

Cumulative percentage of contracted UDA delivered 2016 & 2017



Month	Adjusted Scheduled Activity (UDA)	
	2016	2017
April	-158	265
May	220	665
June	525	905
July	1,254	1,524
August	1,725	2,107
September	2,216	2,494
October	2,866	3,012
November	3,423	3,518
December	3,885	3,949
January	4,180	4,349
February	5,132	4,786
March	5,846	5,332
April	6,027	
May	6,030	
June	6,030	

QUALITY

	Quantity	Base Number	Contract	AT	Region	England
% of FP17s for the same patient ID Re-attending within 3 months - Children	62	629	9.9%	10.5%	13.3%	12.3%
% of FP17s for the same patient ID Re-attending within 3 months - Adults	382	2,232	17.1%	15.4%	17.3%	16.7%
% of FP17s for the same patient ID Re-attending between 3 & 9 months - Children	392	629	62.3%	58.5%	58.9%	57.6%
% of FP17s for the same patient ID Re-attending between 3 & 9 months - Adults	1,050	2,232	47.0%	52.3%	52.2%	50.1%
% of FP17s for Band 1 Urgent Courses	93	2,770	3.4%	7.7%	9.2%	9.1%
% of FP17s Relating to Free Repair or Replacements	47	2,770	1.7%	1.3%	1.0%	0.8%
% of FP17s Relating to Continuations	19	2,770	0.7%	1.6%	1.4%	1.2%
% of Patients satisfied with the dentistry they have received	3	3	N/A	94.2%	93.1%	92.8%
% of Patients satisfied with the time they had to wait for an appointment	3	3	N/A	88.8%	89.5%	88.7%

* This is based on patients treated on this contract for their most recent course of treatment. Figures in italics indicate the base number of FP17s or Patient Questionnaire responses are less than 100. N/A is shown where the base number of responses is less than 10 during the period. % is calculated as Quantity/Base number*100

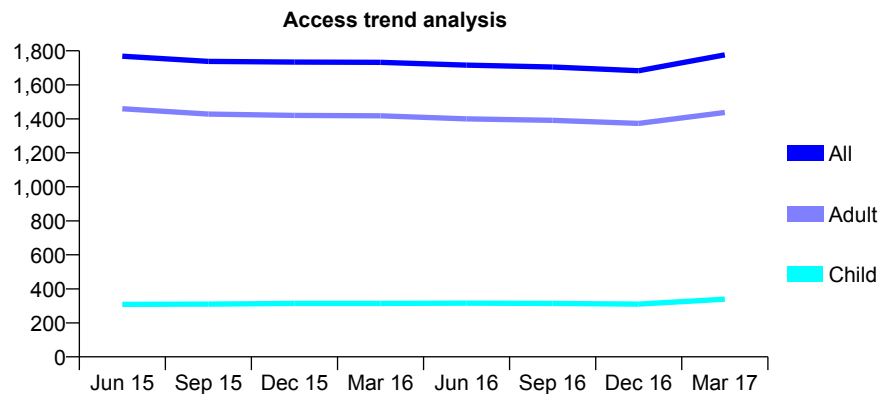
Q51 - Vital Signs At a Glance Contract Report for 193348/0001 - March 2017

Name or company name	Devonshire Quarter Dental Practice
Contract type name	GDS Contract
Purpose of contract	General
Contract start date	01/03/2012
Contract end date	

16/17 Contracted general activity (UDA)	5,177
Carry forward general activity (UDA)	146
16/17 Contracted orthodontic activity (UOA)	0
Carry forward orthodontic activity (UOA)	0
Baseline contract value	£162,225.58

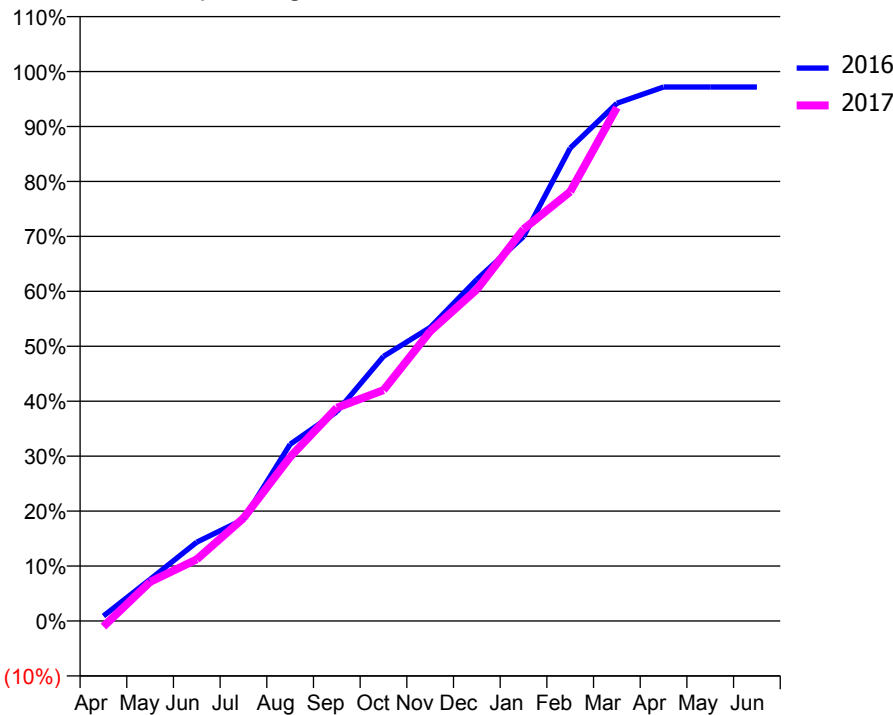
ACCESS*

Patients seen in 24 months	Total	Change since previous quarter
Quarter ending March 2016	1,732	
Quarter ending June 2016	1,716	→
Quarter ending September 2016	1,705	→
Quarter ending December 2016	1,683	↓
Quarter ending March 2017	1,776	↑
Variance since March 2016	2.5%	↑



ACTIVITY

Cumulative percentage of contracted UDA delivered 2016 & 2017



Month	Adjusted Scheduled Activity (UDA)	
	2016	2017
April	47	-53
May	393	369
June	743	581
July	958	969
August	1,666	1,546
September	1,972	2,009
October	2,493	2,176
November	2,765	2,730
December	3,217	3,124
January	3,621	3,692
February	4,455	4,045
March	4,878	4,837
April	5,031	
May	5,031	
June	5,031	

QUALITY

	Quantity	Base Number	Contract	AT	Region	England
% of FP17s for the same patient ID Re-attending within 3 months - Children	79	651	12.1%	10.5%	13.3%	12.3%
% of FP17s for the same patient ID Re-attending within 3 months - Adults	375	2,592	14.5%	15.4%	17.3%	16.7%
% of FP17s for the same patient ID Re-attending between 3 & 9 months - Children	434	651	66.7%	58.5%	58.9%	57.6%
% of FP17s for the same patient ID Re-attending between 3 & 9 months - Adults	1,765	2,592	68.1%	52.3%	52.2%	50.1%
% of FP17s for Band 1 Urgent Courses	174	3,157	5.5%	7.7%	9.2%	9.1%
% of FP17s Relating to Free Repair or Replacements	29	3,157	0.9%	1.3%	1.0%	0.8%
% of FP17s Relating to Continuations	4	3,157	0.1%	1.6%	1.4%	1.2%
% of Patients satisfied with the dentistry they have received	4	5	N/A	94.2%	93.1%	92.8%
% of Patients satisfied with the time they had to wait for an appointment	4	5	N/A	88.8%	89.5%	88.7%

* This is based on patients treated on this contract for their most recent course of treatment. Figures in italics indicate the base number of FP17s or Patient Questionnaire responses are less than 100. N/A is shown where the base number of responses is less than 10 during the period. % is calculated as Quantity/Base number*100

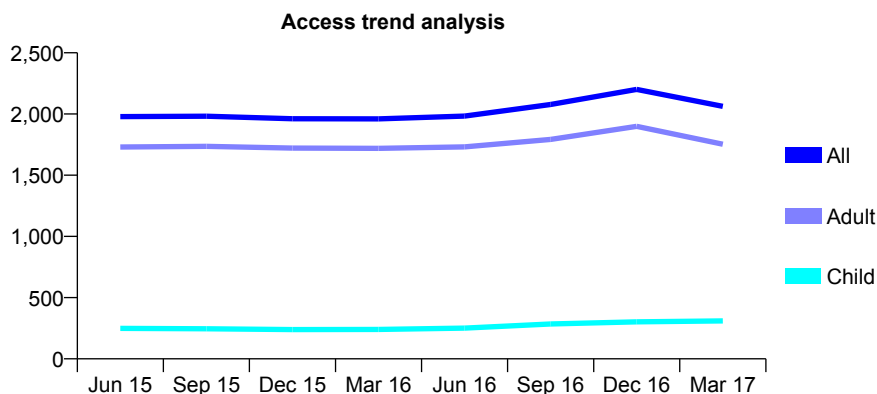
Q51 - Vital Signs At a Glance Contract Report for 194263/0001 - March 2017

Name or company name	R M Denton Ltd
Contract type name	GDS Contract
Purpose of contract	General
Contract start date	01/01/2012
Contract end date	

16/17 Contracted general activity (UDA)	7,200
Carry forward general activity (UDA)	124
16/17 Contracted orthodontic activity (UOA)	0
Carry forward orthodontic activity (UOA)	0
Baseline contract value	£203,781.75

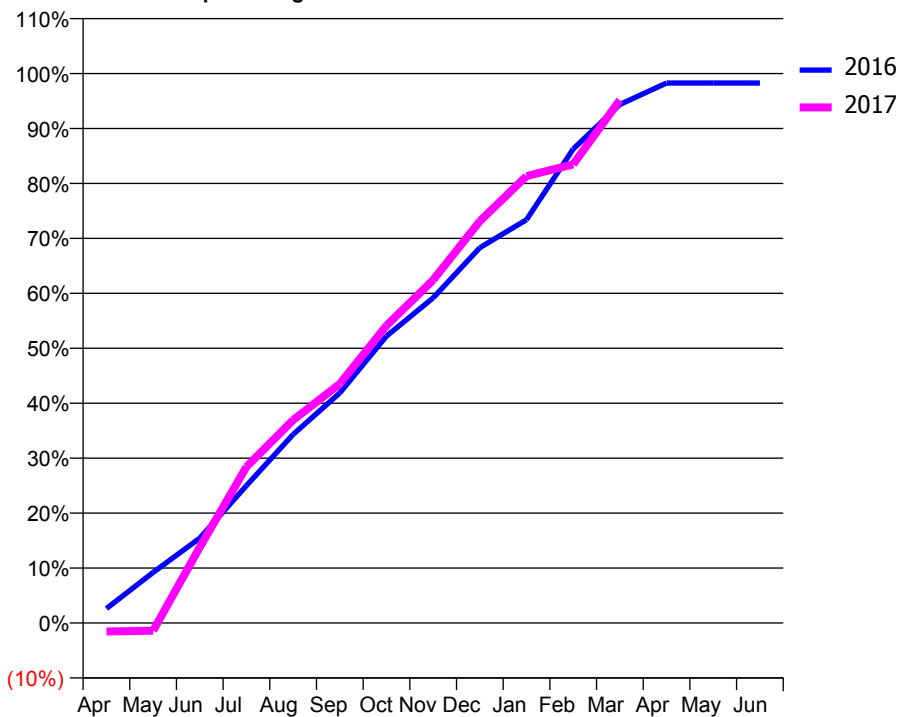
ACCESS*

Patients seen in 24 months	Total	Change since previous quarter
Quarter ending March 2016	1,960	
Quarter ending June 2016	1,983	→
Quarter ending September 2016	2,078	↑
Quarter ending December 2016	2,201	↑
Quarter ending March 2017	2,063	↓
Variance since March 2016	5.3%	↑



ACTIVITY

Cumulative percentage of contracted UDA delivered 2016 & 2017



Adjusted Scheduled Activity (UDA)

Month	2016	2017
April	190	-113
May	663	-103
June	1,112	993
July	1,800	2,046
August	2,472	2,661
September	3,015	3,133
October	3,759	3,898
November	4,261	4,495
December	4,917	5,265
January	5,285	5,857
February	6,211	6,010
March	6,794	6,851
April	7,076	
May	7,076	
June	7,076	

QUALITY

	Quantity	Base Number	Contract	AT	Region	England
% of FP17s for the same patient ID Re-attending within 3 months - Children	27	521	5.2%	10.5%	13.3%	12.3%
% of FP17s for the same patient ID Re-attending within 3 months - Adults	329	2,779	11.8%	15.4%	17.3%	16.7%
% of FP17s for the same patient ID Re-attending between 3 & 9 months - Children	283	521	54.3%	58.5%	58.9%	57.6%
% of FP17s for the same patient ID Re-attending between 3 & 9 months - Adults	1,260	2,779	45.3%	52.3%	52.2%	50.1%
% of FP17s for Band 1 Urgent Courses	125	3,164	4.0%	7.7%	9.2%	9.1%
% of FP17s Relating to Free Repair or Replacements	76	3,164	2.4%	1.3%	1.0%	0.8%
% of FP17s Relating to Continuations	65	3,164	2.1%	1.6%	1.4%	1.2%
% of Patients satisfied with the dentistry they have received	4	4	N/A	94.2%	93.1%	92.8%
% of Patients satisfied with the time they had to wait for an appointment	4	4	N/A	88.8%	89.5%	88.7%

* This is based on patients treated on this contract for their most recent course of treatment. Figures in italics indicate the base number of FP17s or Patient Questionnaire responses are less than 100. N/A is shown where the base number of responses is less than 10 during the period. % is calculated as Quantity/Base number*100

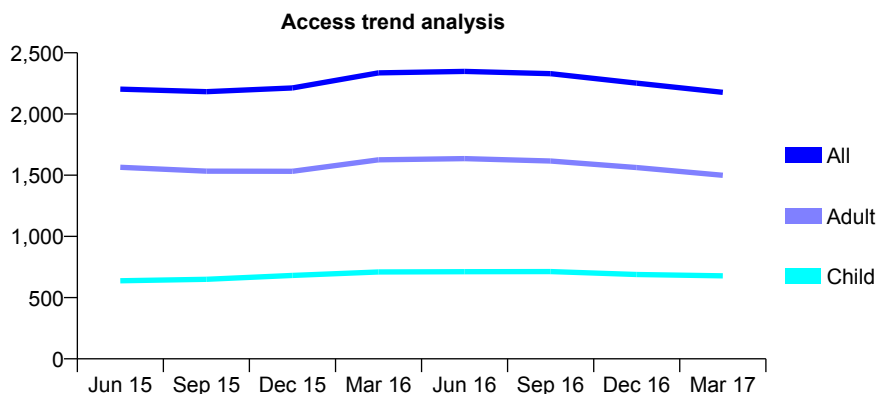
Q51 - Vital Signs At a Glance Contract Report for 196320/0001 - March 2017

Name or company name	S Khan and A Vasile
Contract type name	GDS Contract
Purpose of contract	General
Contract start date	01/01/2011
Contract end date	

16/17 Contracted general activity (UDA)	7,284
Carry forward general activity (UDA)	-86
16/17 Contracted orthodontic activity (UOA)	0
Carry forward orthodontic activity (UOA)	0
Baseline contract value	£229,750.77

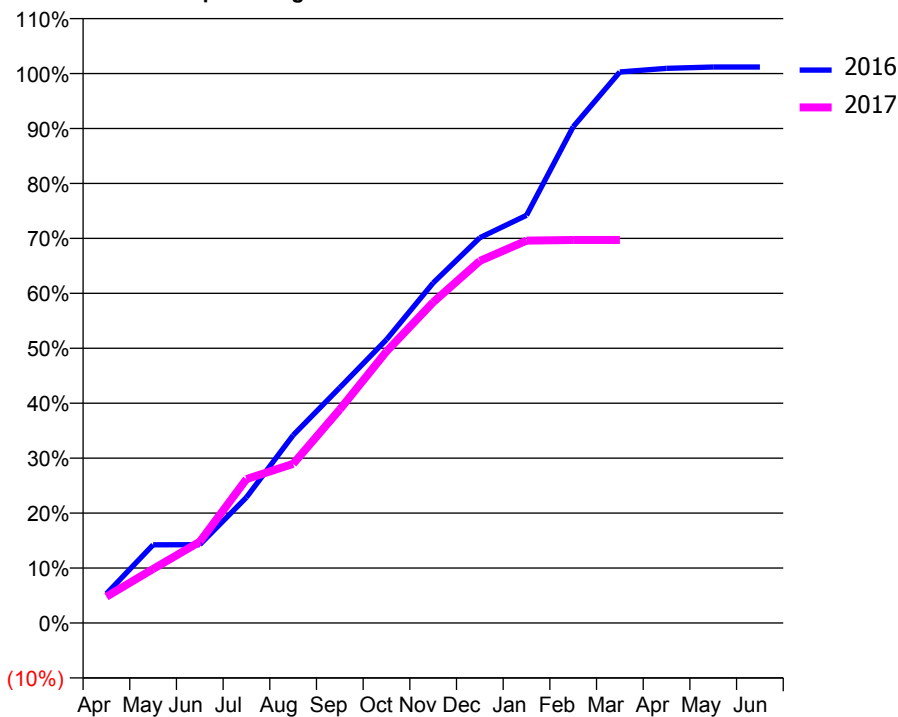
ACCESS*

Patients seen in 24 months	Total	Change since previous quarter
Quarter ending March 2016	2,336	
Quarter ending June 2016	2,348	→
Quarter ending September 2016	2,329	→
Quarter ending December 2016	2,252	↓
Quarter ending March 2017	2,177	↓
Variance since March 2016	(6.8%)	↓



ACTIVITY

Cumulative percentage of contracted UDA delivered 2016 & 2017



Adjusted Scheduled Activity (UDA)

Month	2016	2017
April	389	349
May	1,037	716
June	1,038	1,077
July	1,666	1,908
August	2,489	2,110
September	3,120	2,831
October	3,756	3,600
November	4,507	4,251
December	5,107	4,800
January	5,404	5,069
February	6,579	5,077
March	7,304	5,077
April	7,352	
May	7,370	
June	7,370	

QUALITY

	Quantity	Base Number	Contract	AT	Region	England
% of FP17s for the same patient ID Re-attending within 3 months - Children	24	628	3.8%	10.5%	13.3%	12.3%
% of FP17s for the same patient ID Re-attending within 3 months - Adults	193	1,551	12.4%	15.4%	17.3%	16.7%
% of FP17s for the same patient ID Re-attending between 3 & 9 months - Children	376	628	59.9%	58.5%	58.9%	57.6%
% of FP17s for the same patient ID Re-attending between 3 & 9 months - Adults	934	1,551	60.2%	52.3%	52.2%	50.1%
% of FP17s for Band 1 Urgent Courses	129	2,135	6.0%	7.7%	9.2%	9.1%
% of FP17s Relating to Free Repair or Replacements	21	2,135	1.0%	1.3%	1.0%	0.8%
% of FP17s Relating to Continuations	0	2,135	0.0%	1.6%	1.4%	1.2%
% of Patients satisfied with the dentistry they have received	0	0	N/A	94.2%	93.1%	92.8%
% of Patients satisfied with the time they had to wait for an appointment	0	0	N/A	88.8%	89.5%	88.7%

* This is based on patients treated on this contract for their most recent course of treatment. Figures in italics indicate the base number of FP17s or Patient Questionnaire responses are less than 100. N/A is shown where the base number of responses is less than 10 during the period. % is calculated as Quantity/Base number*100

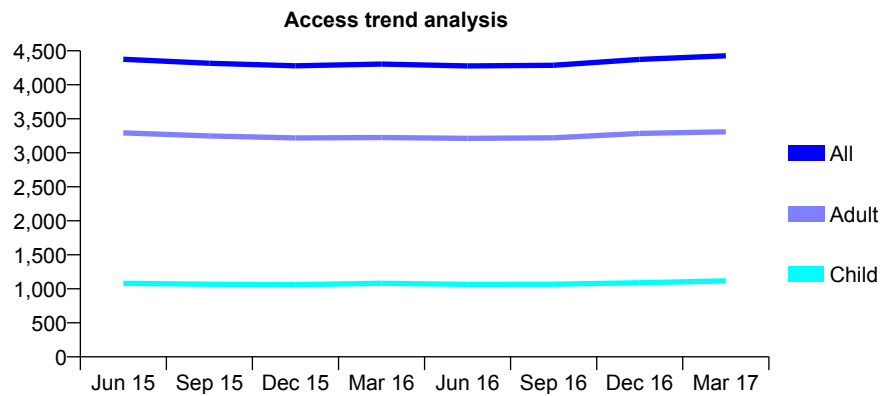
Q51 - Vital Signs At a Glance Contract Report for 196401/0001 - March 2017

Name or company name	M Foster Dental Surgeon Ltd
Contract type name	GDS Contract
Purpose of contract	General
Contract start date	01/12/2010
Contract end date	

16/17 Contracted general activity (UDA)	13,258
Carry forward general activity (UDA)	185
16/17 Contracted orthodontic activity (UOA)	0
Carry forward orthodontic activity (UOA)	0
Baseline contract value	£352,376.30

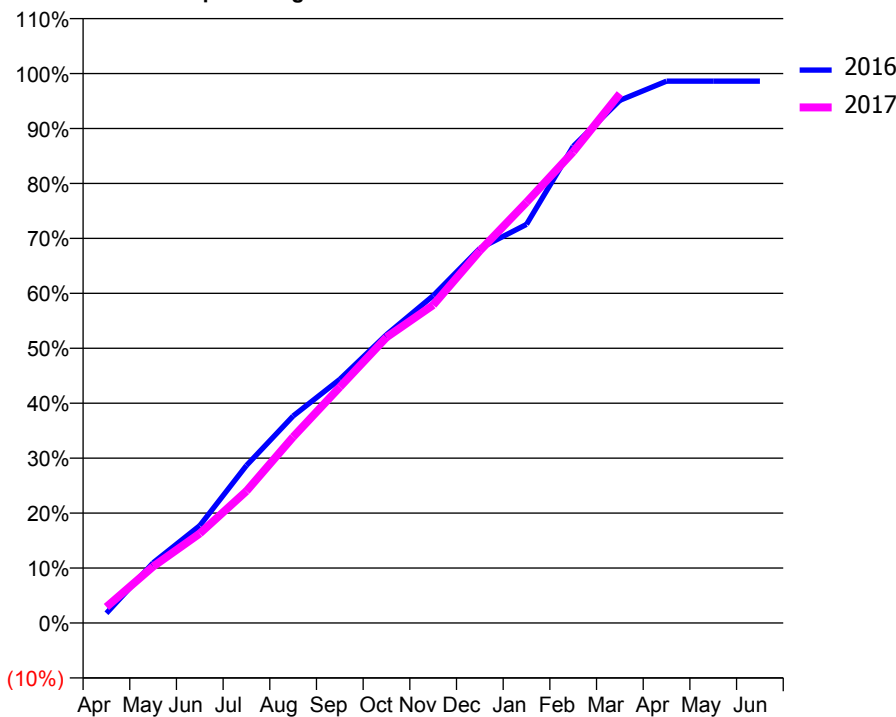
ACCESS*

Patients seen in 24 months	Total	Change since previous quarter
Quarter ending March 2016	4,305	
Quarter ending June 2016	4,277	→
Quarter ending September 2016	4,288	→
Quarter ending December 2016	4,374	↑
Quarter ending March 2017	4,426	→
Variance since March 2016	2.8%	↑



ACTIVITY

Cumulative percentage of contracted UDA delivered 2016 & 2017



Month	Adjusted Scheduled Activity (UDA)	
	2016	2017
April	236	387
May	1,452	1,364
June	2,350	2,161
July	3,801	3,183
August	4,994	4,489
September	5,879	5,693
October	6,959	6,893
November	7,897	7,672
December	9,038	8,981
January	9,619	10,153
February	11,501	11,369
March	12,609	12,773
April	13,073	
May	13,073	
June	13,073	

QUALITY

	Quantity	Base Number	Contract	AT	Region	England
% of FP17s for the same patient ID Re-attending within 3 months - Children	132	1,531	8.6%	10.5%	13.3%	12.3%
% of FP17s for the same patient ID Re-attending within 3 months - Adults	721	4,677	15.4%	15.4%	17.3%	16.7%
% of FP17s for the same patient ID Re-attending between 3 & 9 months - Children	803	1,531	52.4%	58.5%	58.9%	57.6%
% of FP17s for the same patient ID Re-attending between 3 & 9 months - Adults	2,553	4,677	54.6%	52.3%	52.2%	50.1%
% of FP17s for Band 1 Urgent Courses	333	5,945	5.6%	7.7%	9.2%	9.1%
% of FP17s Relating to Free Repair or Replacements	86	5,945	1.4%	1.3%	1.0%	0.8%
% of FP17s Relating to Continuations	224	5,945	3.8%	1.6%	1.4%	1.2%
% of Patients satisfied with the dentistry they have received	11	12	91.7%	94.2%	93.1%	92.8%
% of Patients satisfied with the time they had to wait for an appointment	12	12	100.0%	88.8%	89.5%	88.7%

* This is based on patients treated on this contract for their most recent course of treatment. Figures in italics indicate the base number of FP17s or Patient Questionnaire responses are less than 100. N/A is shown where the base number of responses is less than 10 during the period. % is calculated as Quantity/Base number*100

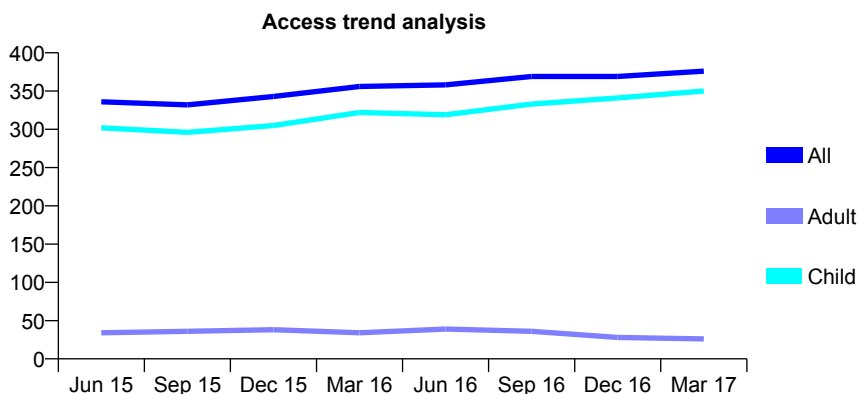
Q51 - Vital Signs At a Glance Contract Report for 196487/0001 - March 2017

Name or company name	Hunt & McGorrigan
Contract type name	GDS Contract
Purpose of contract	General
Contract start date	01/04/2006
Contract end date	

16/17 Contracted general activity (UDA)	720
Carry forward general activity (UDA)	-14
16/17 Contracted orthodontic activity (UOA)	0
Carry forward orthodontic activity (UOA)	0
Baseline contract value	£13,581.67

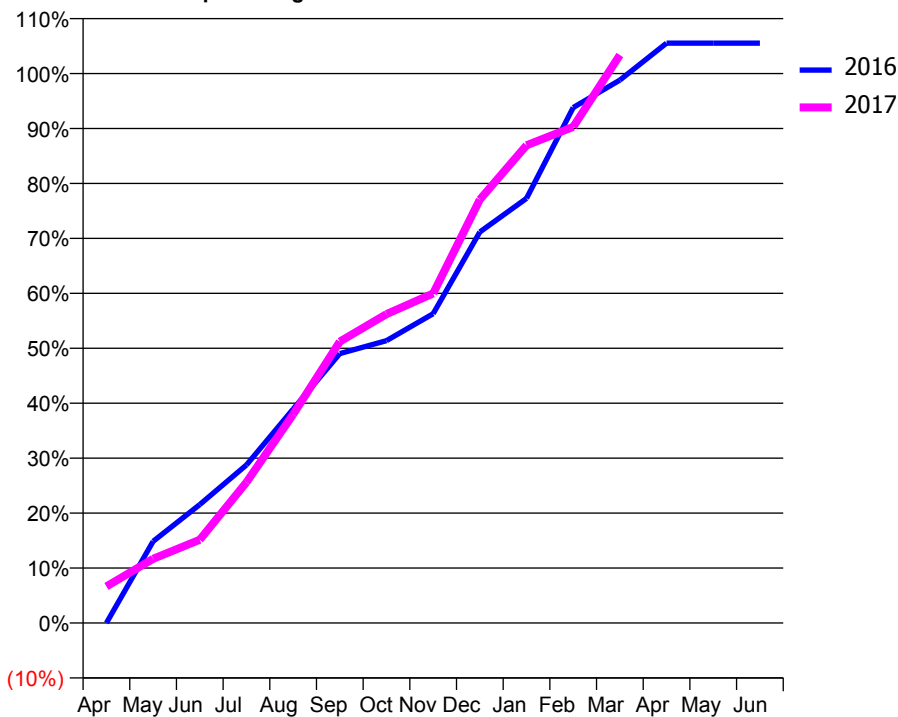
ACCESS*

Patients seen in 24 months	Total	Change since previous quarter
Quarter ending March 2016	356	
Quarter ending June 2016	358	→
Quarter ending September 2016	369	↑
Quarter ending December 2016	369	→
Quarter ending March 2017	376	→
Variance since March 2016	5.6%	↑



ACTIVITY

Cumulative percentage of contracted UDA delivered 2016 & 2017



Month	Adjusted Scheduled Activity (UDA)	
	2016	2017
April	0	48
May	107	84
June	155	109
July	207	184
August	280	273
September	353	369
October	370	405
November	405	432
December	512	555
January	556	626
February	675	650
March	711	744
April	760	
May	760	
June	760	

QUALITY

	Quantity	Base Number	Contract	AT	Region	England
% of FP17s for the same patient ID Re-attending within 3 months - Children	45	597	7.5%	10.5%	13.3%	12.3%
% of FP17s for the same patient ID Re-attending within 3 months - Adults	0	0	N/A	15.4%	17.3%	16.7%
% of FP17s for the same patient ID Re-attending between 3 & 9 months - Children	412	597	69.0%	58.5%	58.9%	57.6%
% of FP17s for the same patient ID Re-attending between 3 & 9 months - Adults	0	0	N/A	52.3%	52.2%	50.1%
% of FP17s for Band 1 Urgent Courses	6	558	1.1%	7.7%	9.2%	9.1%
% of FP17s Relating to Free Repair or Replacements	0	558	0.0%	1.3%	1.0%	0.8%
% of FP17s Relating to Continuations	7	558	1.3%	1.6%	1.4%	1.2%
% of Patients satisfied with the dentistry they have received	0	0	N/A	94.2%	93.1%	92.8%
% of Patients satisfied with the time they had to wait for an appointment	0	0	N/A	88.8%	89.5%	88.7%

* This is based on patients treated on this contract for their most recent course of treatment. Figures in italics indicate the base number of FP17s or Patient Questionnaire responses are less than 100. N/A is shown where the base number of responses is less than 10 during the period. % is calculated as Quantity/Base number*100

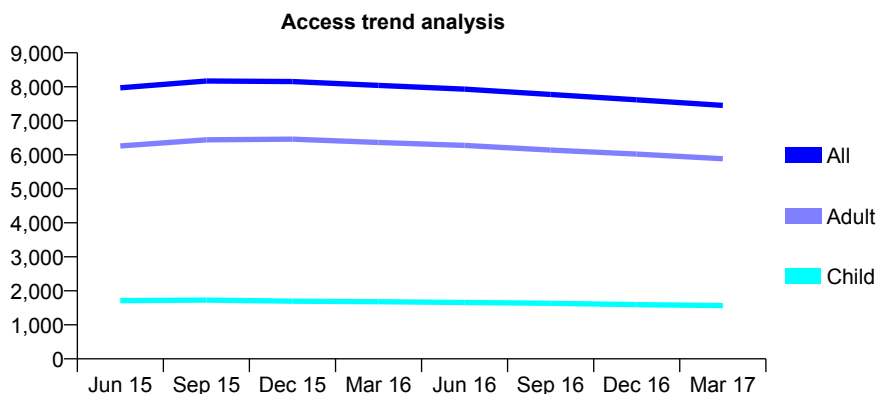
Q51 - Vital Signs At a Glance Contract Report for 197947/0001 - March 2017

Name or company name	Ivy Cottage Dental Care
Contract type name	GDS Contract
Purpose of contract	General
Contract start date	01/12/2013
Contract end date	

16/17 Contracted general activity (UDA)	22,294
Carry forward general activity (UDA)	7
16/17 Contracted orthodontic activity (UOA)	0
Carry forward orthodontic activity (UOA)	0
Baseline contract value	£701,237.52

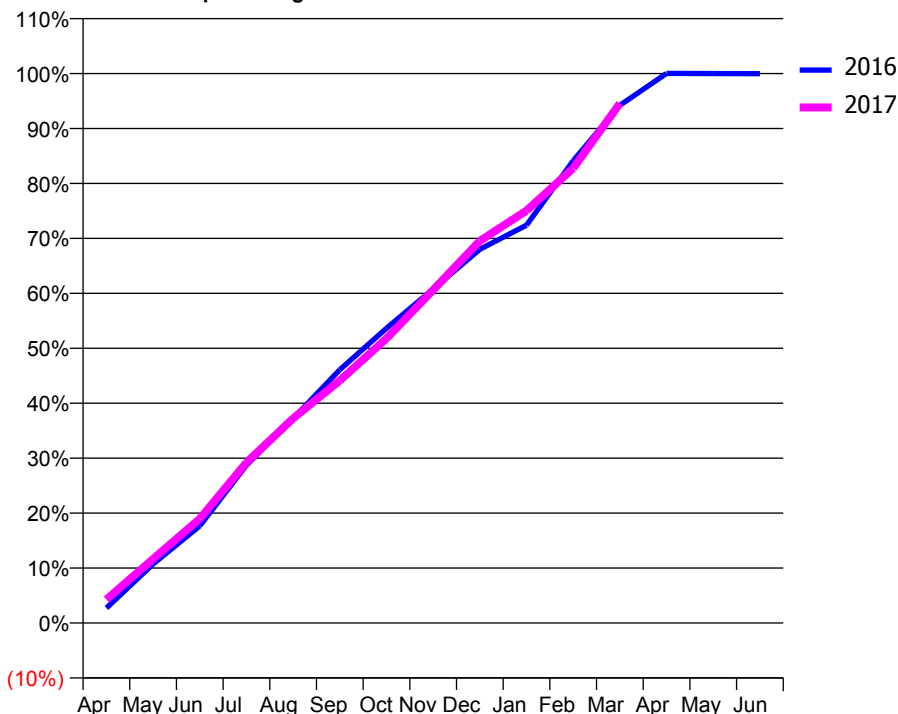
ACCESS*

Patients seen in 24 months	Total	Change since previous quarter
Quarter ending March 2016	8,042	
Quarter ending June 2016	7,931	↓
Quarter ending September 2016	7,773	↓
Quarter ending December 2016	7,617	↓
Quarter ending March 2017	7,451	↓
Variance since March 2016	(7.3%)	↓



ACTIVITY

Cumulative percentage of contracted UDA delivered 2016 & 2017



Month	Adjusted Scheduled Activity (UDA)	
	2016	2017
April	609	955
May	2,396	2,598
June	3,943	4,229
July	6,405	6,511
August	8,298	8,303
September	10,274	9,840
October	11,959	11,544
November	13,552	13,512
December	15,159	15,505
January	16,142	16,732
February	18,757	18,452
March	21,002	21,081
April	22,298	
May	22,294	
June	22,287	

QUALITY

	Quantity	Base Number	Contract	AT	Region	England
% of FP17s for the same patient ID Re-attending within 3 months - Children	192	2,400	8.0%	10.5%	13.3%	12.3%
% of FP17s for the same patient ID Re-attending within 3 months - Adults	1,288	8,453	15.2%	15.4%	17.3%	16.7%
% of FP17s for the same patient ID Re-attending between 3 & 9 months - Children	1,423	2,400	59.3%	58.5%	58.9%	57.6%
% of FP17s for the same patient ID Re-attending between 3 & 9 months - Adults	4,250	8,453	50.3%	52.3%	52.2%	50.1%
% of FP17s for Band 1 Urgent Courses	757	10,262	7.4%	7.7%	9.2%	9.1%
% of FP17s Relating to Free Repair or Replacements	176	10,262	1.7%	1.3%	1.0%	0.8%
% of FP17s Relating to Continuations	101	10,262	1.0%	1.6%	1.4%	1.2%
% of Patients satisfied with the dentistry they have received	35	37	94.6%	94.2%	93.1%	92.8%
% of Patients satisfied with the time they had to wait for an appointment	34	37	91.9%	88.8%	89.5%	88.7%

* This is based on patients treated on this contract for their most recent course of treatment. Figures in italics indicate the base number of FP17s or Patient Questionnaire responses are less than 100. N/A is shown where the base number of responses is less than 10 during the period. % is calculated as Quantity/Base number*100

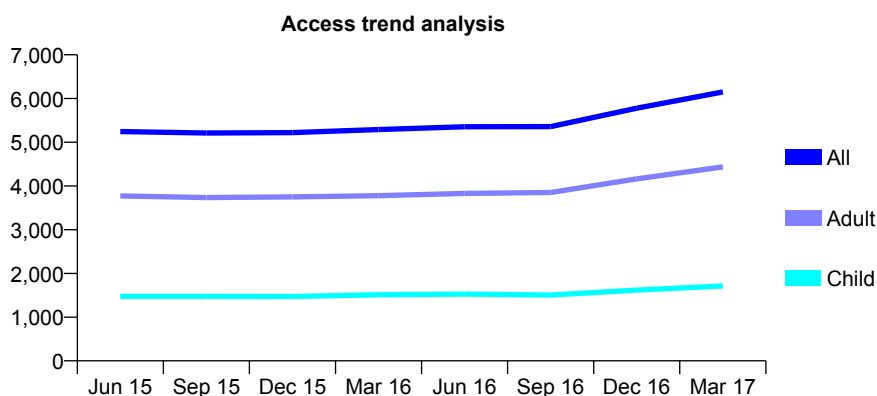
Q51 - Vital Signs At a Glance Contract Report for 198196/0001 - March 2017

Name or company name	I J Kellam Ltd
Contract type name	GDS Contract
Purpose of contract	General
Contract start date	01/11/2011
Contract end date	

16/17 Contracted general activity (UDA)	18,914
Carry forward general activity (UDA)	0
16/17 Contracted orthodontic activity (UOA)	0
Carry forward orthodontic activity (UOA)	0
Baseline contract value	£535,228.28

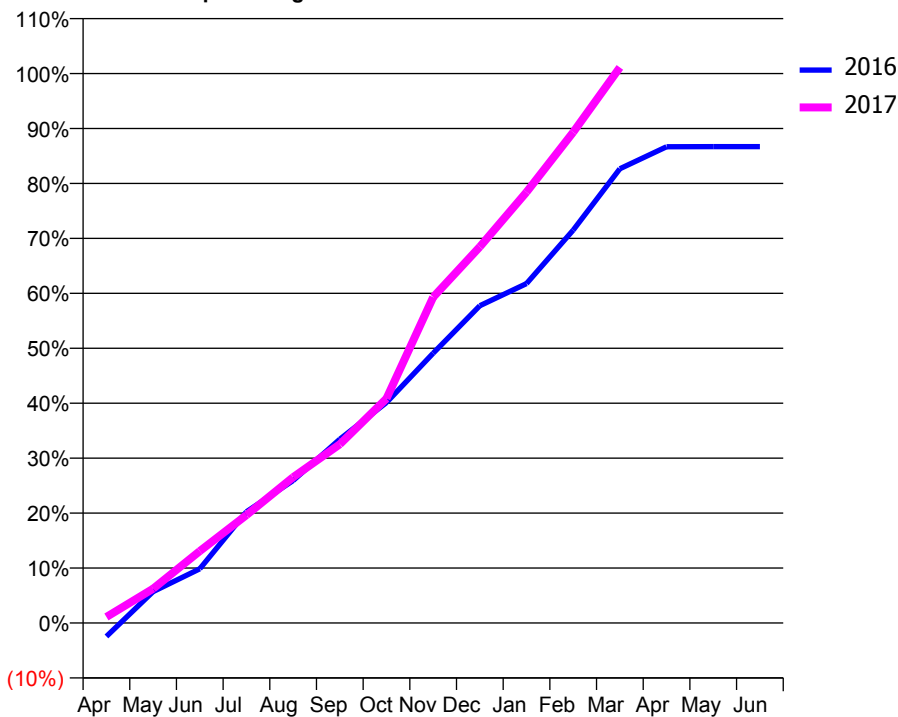
ACCESS*

Patients seen in 24 months	Total	Change since previous quarter
Quarter ending March 2016	5,289	
Quarter ending June 2016	5,355	→
Quarter ending September 2016	5,356	→
Quarter ending December 2016	5,779	↑
Quarter ending March 2017	6,150	↑
Variance since March 2016	16.3%	↑



ACTIVITY

Cumulative percentage of contracted UDA delivered 2016 & 2017



Month	Adjusted Scheduled Activity (UDA)	
	2016	2017
April	-464	209
May	1,081	1,180
June	1,864	2,477
July	3,828	3,717
August	4,903	5,018
September	6,325	6,151
October	7,588	7,729
November	9,287	11,214
December	10,923	12,952
January	11,684	14,833
February	13,523	16,891
March	15,634	19,124
April	16,391	
May	16,399	
June	16,399	

QUALITY

	Quantity	Base Number	Contract	AT	Region	England
% of FP17s for the same patient ID Re-attending within 3 months - Children	296	2,568	11.5%	10.5%	13.3%	12.3%
% of FP17s for the same patient ID Re-attending within 3 months - Adults	991	6,334	15.6%	15.4%	17.3%	16.7%
% of FP17s for the same patient ID Re-attending between 3 & 9 months - Children	1,320	2,568	51.4%	58.5%	58.9%	57.6%
% of FP17s for the same patient ID Re-attending between 3 & 9 months - Adults	3,062	6,334	48.3%	52.3%	52.2%	50.1%
% of FP17s for Band 1 Urgent Courses	633	8,196	7.7%	7.7%	9.2%	9.1%
% of FP17s Relating to Free Repair or Replacements	147	8,196	1.8%	1.3%	1.0%	0.8%
% of FP17s Relating to Continuations	71	8,196	0.9%	1.6%	1.4%	1.2%
% of Patients satisfied with the dentistry they have received	8	8	N/A	94.2%	93.1%	92.8%
% of Patients satisfied with the time they had to wait for an appointment	6	8	N/A	88.8%	89.5%	88.7%

* This is based on patients treated on this contract for their most recent course of treatment. Figures in italics indicate the base number of FP17s or Patient Questionnaire responses are less than 100. N/A is shown where the base number of responses is less than 10 during the period. % is calculated as Quantity/Base number*100

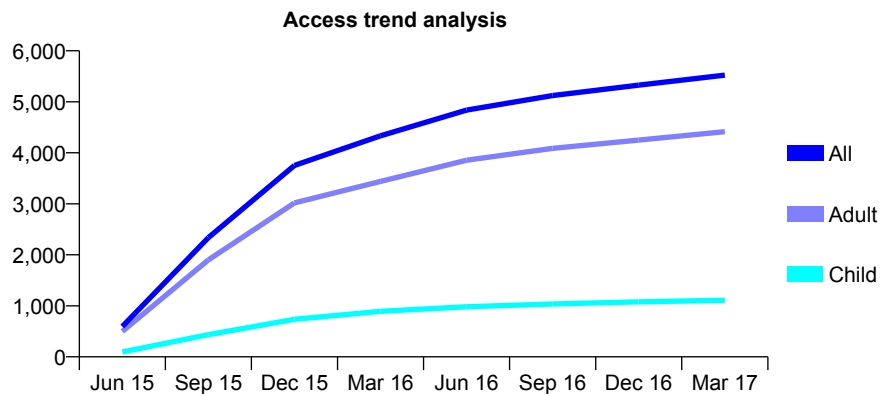
Q51 - Vital Signs At a Glance Contract Report for 198358/0001 - March 2017

Name or company name	Sprotbrough Dental Practice
Contract type name	GDS Contract
Purpose of contract	General
Contract start date	01/06/2015
Contract end date	

16/17 Contracted general activity (UDA)	18,796
Carry forward general activity (UDA)	-170
16/17 Contracted orthodontic activity (UOA)	0
Carry forward orthodontic activity (UOA)	0
Baseline contract value	£531,885.82

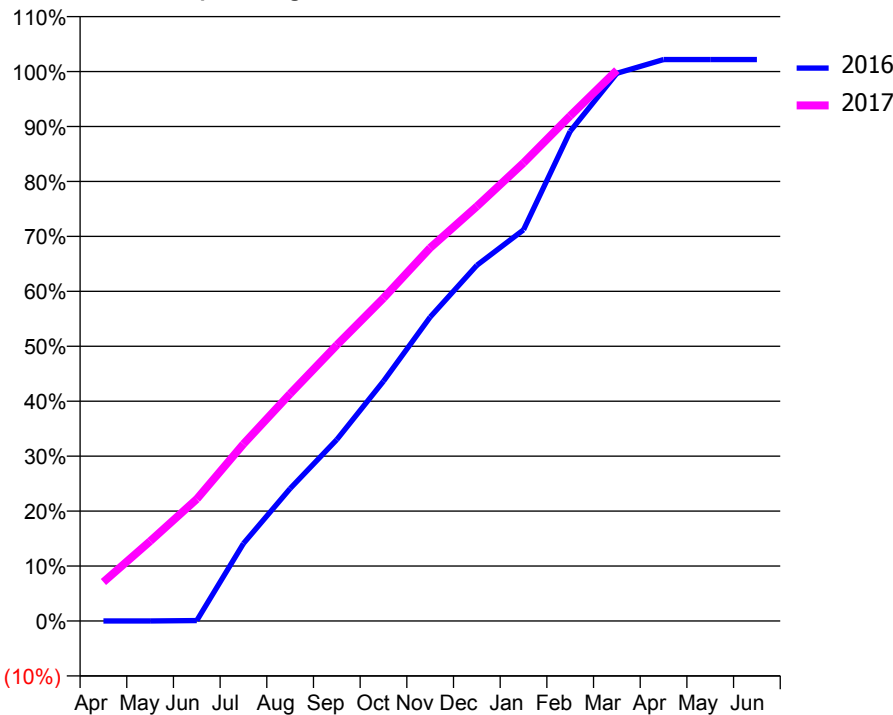
ACCESS*

Patients seen in 24 months	Total	Change since previous quarter
Quarter ending March 2016	4,334	
Quarter ending June 2016	4,837	↑
Quarter ending September 2016	5,124	↑
Quarter ending December 2016	5,327	↑
Quarter ending March 2017	5,524	↑
Variance since March 2016	27.5%	↑



ACTIVITY

Cumulative percentage of contracted UDA delivered 2016 & 2017



Month	Adjusted Scheduled Activity (UDA)	
	2016	2017
April	0	1,333
May	0	2,728
June	14	4,171
July	2,183	6,056
August	3,727	7,774
September	5,104	9,438
October	6,750	11,045
November	8,555	12,763
December	10,010	14,185
January	11,009	15,669
February	13,781	17,281
March	15,413	18,839
April	15,800	
May	15,800	
June	15,800	

QUALITY

	Quantity	Base Number	Contract	AT	Region	England
% of FP17s for the same patient ID Re-attending within 3 months - Children	140	1,653	8.5%	10.5%	13.3%	12.3%
% of FP17s for the same patient ID Re-attending within 3 months - Adults	1,367	7,175	19.1%	15.4%	17.3%	16.7%
% of FP17s for the same patient ID Re-attending between 3 & 9 months - Children	965	1,653	58.4%	58.5%	58.9%	57.6%
% of FP17s for the same patient ID Re-attending between 3 & 9 months - Adults	4,106	7,175	57.2%	52.3%	52.2%	50.1%
% of FP17s for Band 1 Urgent Courses	800	8,658	9.2%	7.7%	9.2%	9.1%
% of FP17s Relating to Free Repair or Replacements	47	8,658	0.5%	1.3%	1.0%	0.8%
% of FP17s Relating to Continuations	275	8,658	3.2%	1.6%	1.4%	1.2%
% of Patients satisfied with the dentistry they have received	12	12	100.0%	94.2%	93.1%	92.8%
% of Patients satisfied with the time they had to wait for an appointment	12	12	100.0%	88.8%	89.5%	88.7%

* This is based on patients treated on this contract for their most recent course of treatment. Figures in italics indicate the base number of FP17s or Patient Questionnaire responses are less than 100. N/A is shown where the base number of responses is less than 10 during the period. % is calculated as Quantity/Base number*100

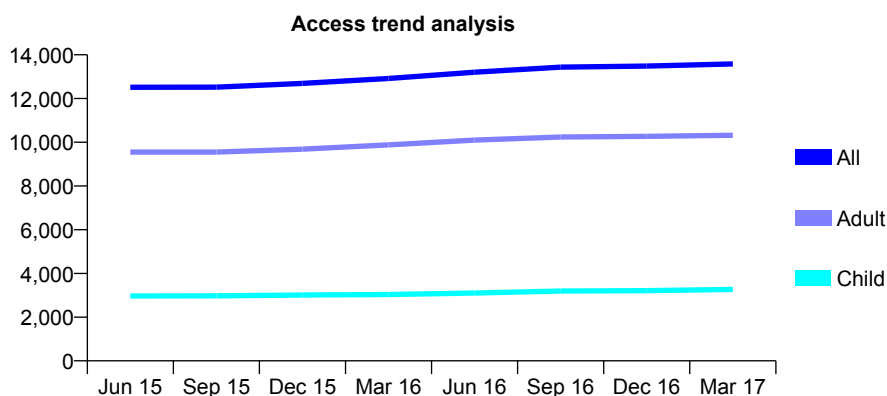
Q51 - Vital Signs At a Glance Contract Report for 198730/0001 - March 2017

Name or company name	Kimberworth Park Practice Limited
Contract type name	GDS Contract
Purpose of contract	General
Contract start date	01/09/2010
Contract end date	

16/17 Contracted general activity (UDA)	34,621
Carry forward general activity (UDA)	-530
16/17 Contracted orthodontic activity (UOA)	0
Carry forward orthodontic activity (UOA)	0
Baseline contract value	£1,118,155.48

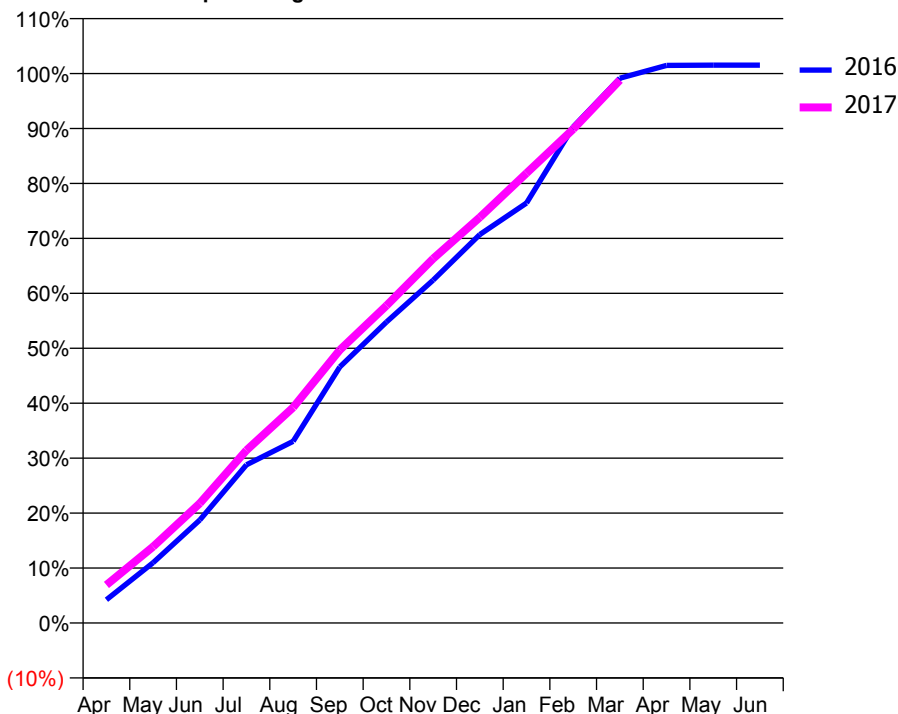
ACCESS*

Patients seen in 24 months	Total	Change since previous quarter
Quarter ending March 2016	12,917	
Quarter ending June 2016	13,202	↑
Quarter ending September 2016	13,434	→
Quarter ending December 2016	13,484	→
Quarter ending March 2017	13,583	→
Variance since March 2016	5.2%	↑



ACTIVITY

Cumulative percentage of contracted UDA delivered 2016 & 2017



Month	Adjusted Scheduled Activity (UDA)	
	2016	2017
April	1,461	2,401
May	3,795	4,813
June	6,487	7,541
July	9,954	10,881
August	11,431	13,583
September	16,120	17,203
October	18,948	19,997
November	21,581	22,957
December	24,451	25,561
January	26,435	28,346
February	31,226	31,112
March	34,291	34,202
April	35,098	
May	35,114	
June	35,115	

QUALITY

	Quantity	Base Number	Contract	AT	Region	England
% of FP17s for the same patient ID Re-attending within 3 months - Children	374	4,214	8.9%	10.5%	13.3%	12.3%
% of FP17s for the same patient ID Re-attending within 3 months - Adults	1,707	11,987	14.2%	15.4%	17.3%	16.7%
% of FP17s for the same patient ID Re-attending between 3 & 9 months - Children	2,001	4,214	47.5%	58.5%	58.9%	57.6%
% of FP17s for the same patient ID Re-attending between 3 & 9 months - Adults	4,955	11,987	41.3%	52.3%	52.2%	50.1%
% of FP17s for Band 1 Urgent Courses	1,832	14,662	12.5%	7.7%	9.2%	9.1%
% of FP17s Relating to Free Repair or Replacements	239	14,662	1.6%	1.3%	1.0%	0.8%
% of FP17s Relating to Continuations	136	14,662	0.9%	1.6%	1.4%	1.2%
% of Patients satisfied with the dentistry they have received	22	25	88.0%	94.2%	93.1%	92.8%
% of Patients satisfied with the time they had to wait for an appointment	23	25	92.0%	88.8%	89.5%	88.7%

* This is based on patients treated on this contract for their most recent course of treatment. Figures in italics indicate the base number of FP17s or Patient Questionnaire responses are less than 100. N/A is shown where the base number of responses is less than 10 during the period. % is calculated as Quantity/Base number*100

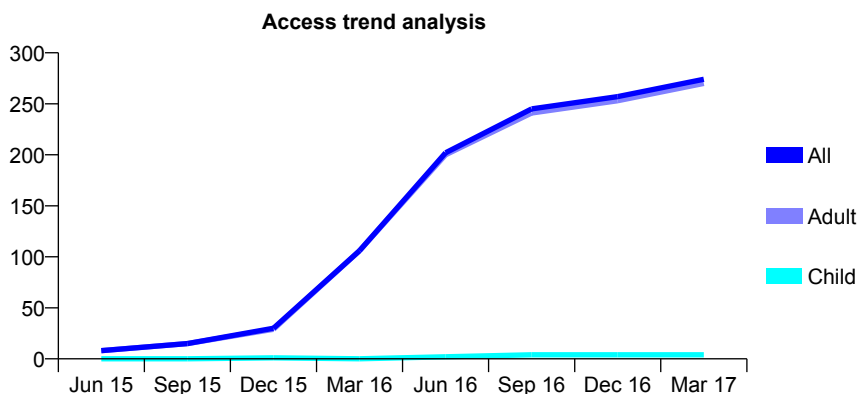
Q51 - Vital Signs At a Glance Contract Report for 198730/0002 - March 2017

Name or company name	Kimberworth Park Practice Limited
Contract type name	PDS Contract
Purpose of contract	General
Contract start date	01/05/2015
Contract end date	30/04/2020

16/17 Contracted general activity (UDA)	1,800
Carry forward general activity (UDA)	0
16/17 Contracted orthodontic activity (UOA)	0
Carry forward orthodontic activity (UOA)	0
Baseline contract value	£76,537.03

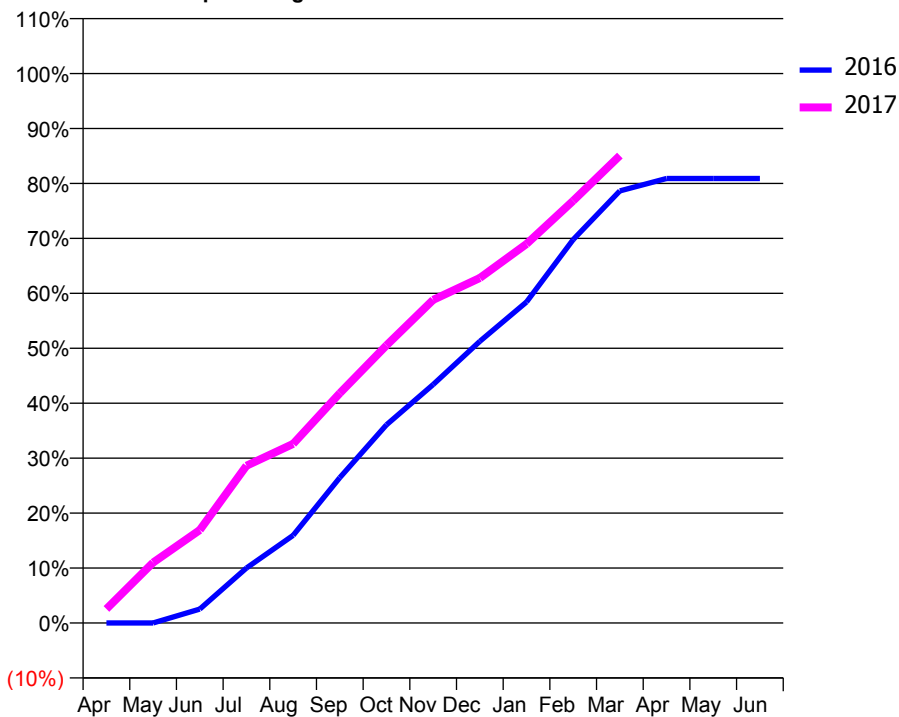
ACCESS*

Patients seen in 24 months	Total	Change since previous quarter
Quarter ending March 2016	106	
Quarter ending June 2016	202	↑
Quarter ending September 2016	245	↑
Quarter ending December 2016	257	↑
Quarter ending March 2017	274	↑
Variance since March 2016	158.5%	↑



ACTIVITY

Cumulative percentage of contracted UDA delivered 2016 & 2017



Month	Adjusted Scheduled Activity (UDA)	
	2016	2017
April	0	46
May	0	198
June	42	305
July	165	515
August	263	587
September	437	753
October	595	910
November	716	1,058
December	846	1,130
January	964	1,241
February	1,151	1,383
March	1,298	1,531
April	1,335	
May	1,335	
June	1,335	

QUALITY

	Quantity	Base Number	Contract	AT	Region	England
% of FP17s for the same patient ID Re-attending within 3 months - Children	3	14	21.4%	10.5%	13.3%	12.3%
% of FP17s for the same patient ID Re-attending within 3 months - Adults	92	531	17.3%	15.4%	17.3%	16.7%
% of FP17s for the same patient ID Re-attending between 3 & 9 months - Children	0	14	0.0%	58.5%	58.9%	57.6%
% of FP17s for the same patient ID Re-attending between 3 & 9 months - Adults	30	531	5.6%	52.3%	52.2%	50.1%
% of FP17s for Band 1 Urgent Courses	41	532	7.7%	7.7%	9.2%	9.1%
% of FP17s Relating to Free Repair or Replacements	0	532	0.0%	1.3%	1.0%	0.8%
% of FP17s Relating to Continuations	0	532	0.0%	1.6%	1.4%	1.2%
% of Patients satisfied with the dentistry they have received	1	1	N/A	94.2%	93.1%	92.8%
% of Patients satisfied with the time they had to wait for an appointment	0	1	N/A	88.8%	89.5%	88.7%

* This is based on patients treated on this contract for their most recent course of treatment. Figures in italics indicate the base number of FP17s or Patient Questionnaire responses are less than 100. N/A is shown where the base number of responses is less than 10 during the period. % is calculated as Quantity/Base number*100

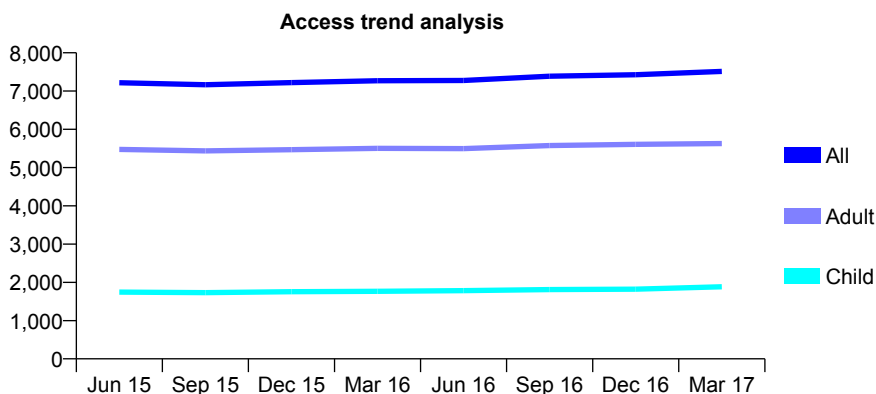
Q51 - Vital Signs At a Glance Contract Report for 198749/0001 - March 2017

Name or company name	RICHMOND DENTAL CARE
Contract type name	Pilot Contract
Purpose of contract	General
Contract start date	01/04/2009
Contract end date	

16/17 Contracted general activity (UDA)	25,655
Carry forward general activity (UDA)	0
16/17 Contracted orthodontic activity (UOA)	0
Carry forward orthodontic activity (UOA)	0
Baseline contract value	£769,478.53

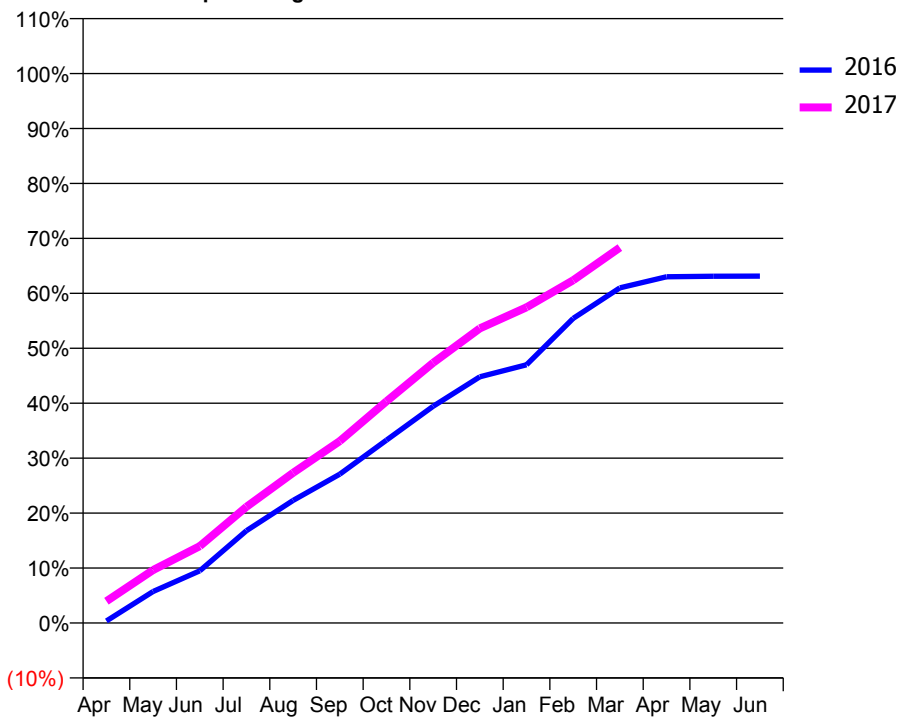
ACCESS*

Patients seen in 24 months	Total	Change since previous quarter
Quarter ending March 2016	7,271	
Quarter ending June 2016	7,276	→
Quarter ending September 2016	7,388	→
Quarter ending December 2016	7,428	→
Quarter ending March 2017	7,513	→
Variance since March 2016	3.3%	↑



ACTIVITY

Cumulative percentage of contracted UDA delivered 2016 & 2017



Month	Adjusted Scheduled Activity (UDA)	
	2016	2017
April	94	1,015
May	1,472	2,477
June	2,439	3,587
July	4,309	5,423
August	5,727	7,014
September	6,953	8,496
October	8,539	10,352
November	10,123	12,146
December	11,497	13,759
January	12,053	14,738
February	14,223	16,005
March	15,648	17,530
April	16,167	
May	16,192	
June	16,199	

QUALITY

	Quantity	Base Number	Contract	AT	Region	England
% of FP17s for the same patient ID Re-attending within 3 months - Children	206	3,180	6.5%	10.5%	13.3%	12.3%
% of FP17s for the same patient ID Re-attending within 3 months - Adults	1,208	7,935	15.2%	15.4%	17.3%	16.7%
% of FP17s for the same patient ID Re-attending between 3 & 9 months - Children	2,152	3,180	67.7%	58.5%	58.9%	57.6%
% of FP17s for the same patient ID Re-attending between 3 & 9 months - Adults	3,960	7,935	49.9%	52.3%	52.2%	50.1%
% of FP17s for Band 1 Urgent Courses	1,033	10,051	10.3%	7.7%	9.2%	9.1%
% of FP17s Relating to Free Repair or Replacements	96	10,051	1.0%	1.3%	1.0%	0.8%
% of FP17s Relating to Continuations	76	10,051	0.8%	1.6%	1.4%	1.2%
% of Patients satisfied with the dentistry they have received	37	39	94.9%	94.2%	93.1%	92.8%
% of Patients satisfied with the time they had to wait for an appointment	30	39	76.9%	88.8%	89.5%	88.7%

* This is based on patients treated on this contract for their most recent course of treatment. Figures in italics indicate the base number of FP17s or Patient Questionnaire responses are less than 100. N/A is shown where the base number of responses is less than 10 during the period. % is calculated as Quantity/Base number*100

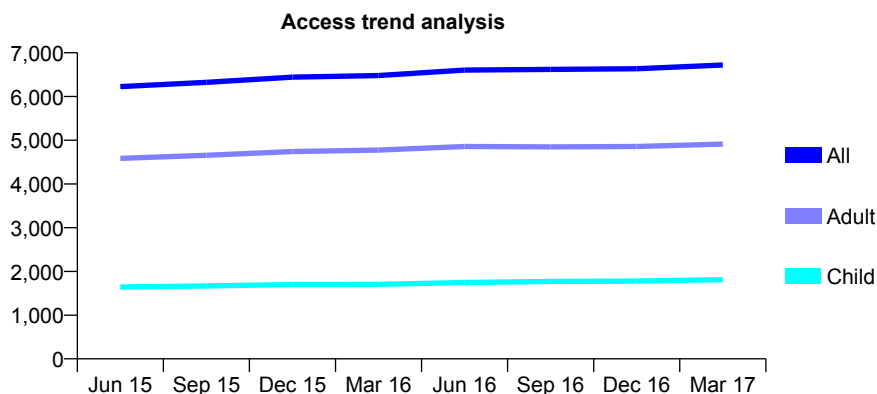
Q51 - Vital Signs At a Glance Contract Report for 202401/0003 - March 2017

Name or company name	MR RS NICHOLSON
Contract type name	GDS Contract
Purpose of contract	General
Contract start date	03/04/2007
Contract end date	

16/17 Contracted general activity (UDA)	19,000
Carry forward general activity (UDA)	389
16/17 Contracted orthodontic activity (UOA)	0
Carry forward orthodontic activity (UOA)	0
Baseline contract value	£526,767.63

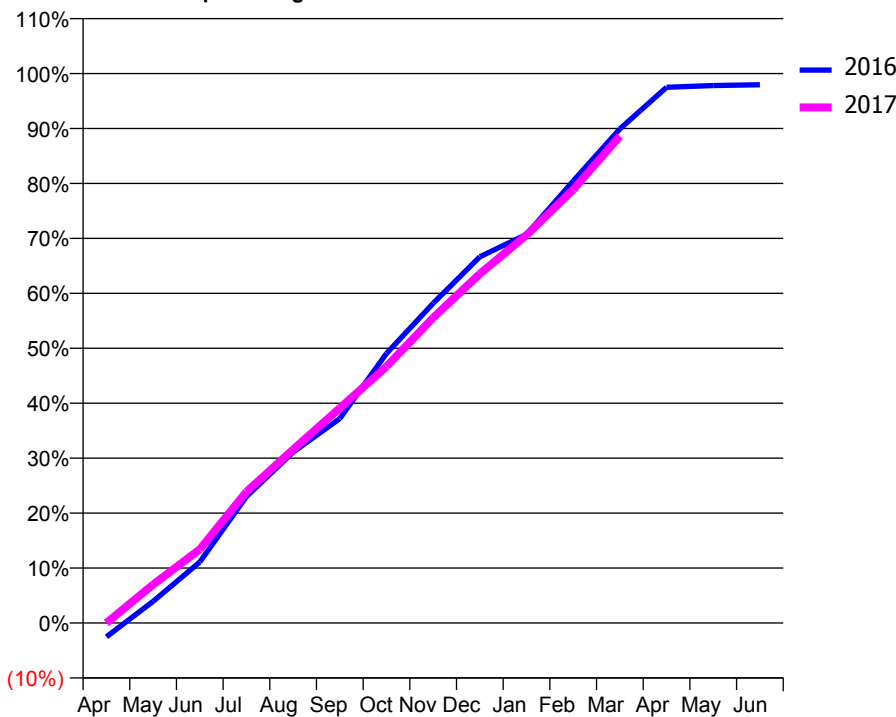
ACCESS*

Patients seen in 24 months	Total	Change since previous quarter
Quarter ending March 2016	6,479	
Quarter ending June 2016	6,604	→
Quarter ending September 2016	6,621	→
Quarter ending December 2016	6,637	→
Quarter ending March 2017	6,722	→
Variance since March 2016	3.8%	↑



ACTIVITY

Cumulative percentage of contracted UDA delivered 2016 & 2017



Month	Adjusted Scheduled Activity (UDA)	
	2016	2017
April	-482	1
May	748	1,332
June	2,109	2,546
July	4,372	4,539
August	5,906	6,003
September	7,069	7,429
October	9,319	8,869
November	11,054	10,558
December	12,663	12,072
January	13,439	13,416
February	15,282	14,988
March	17,086	16,837
April	18,526	
May	18,583	
June	18,611	

QUALITY

	Quantity	Base Number	Contract	AT	Region	England
% of FP17s for the same patient ID Re-attending within 3 months - Children	209	2,417	8.6%	10.5%	13.3%	12.3%
% of FP17s for the same patient ID Re-attending within 3 months - Adults	928	6,024	15.4%	15.4%	17.3%	16.7%
% of FP17s for the same patient ID Re-attending between 3 & 9 months - Children	1,121	2,417	46.4%	58.5%	58.9%	57.6%
% of FP17s for the same patient ID Re-attending between 3 & 9 months - Adults	2,714	6,024	45.1%	52.3%	52.2%	50.1%
% of FP17s for Band 1 Urgent Courses	464	7,715	6.0%	7.7%	9.2%	9.1%
% of FP17s Relating to Free Repair or Replacements	101	7,715	1.3%	1.3%	1.0%	0.8%
% of FP17s Relating to Continuations	258	7,715	3.3%	1.6%	1.4%	1.2%
% of Patients satisfied with the dentistry they have received	5	8	N/A	94.2%	93.1%	92.8%
% of Patients satisfied with the time they had to wait for an appointment	7	8	N/A	88.8%	89.5%	88.7%

* This is based on patients treated on this contract for their most recent course of treatment. Figures in italics indicate the base number of FP17s or Patient Questionnaire responses are less than 100. N/A is shown where the base number of responses is less than 10 during the period. % is calculated as Quantity/Base number*100

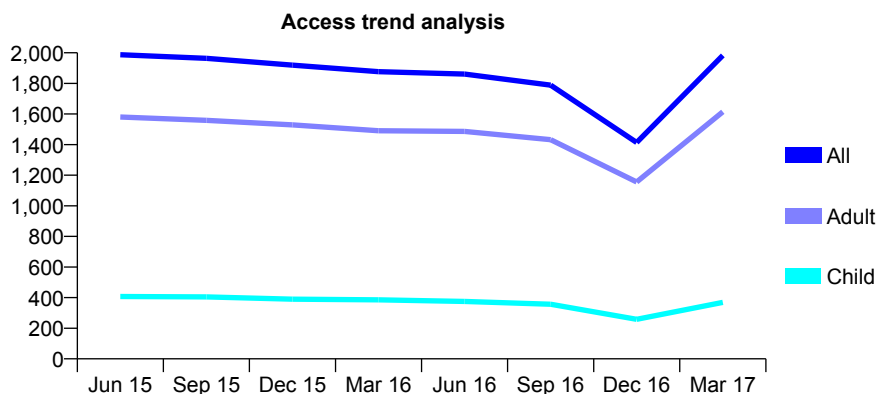
Q51 - Vital Signs At a Glance Contract Report for 214108/0001 - March 2017

Name or company name	MR H McWilliam
Contract type name	GDS Contract
Purpose of contract	General
Contract start date	01/04/2006
Contract end date	

16/17 Contracted general activity (UDA)	5,839
Carry forward general activity (UDA)	-15
16/17 Contracted orthodontic activity (UOA)	0
Carry forward orthodontic activity (UOA)	0
Baseline contract value	£165,230.94

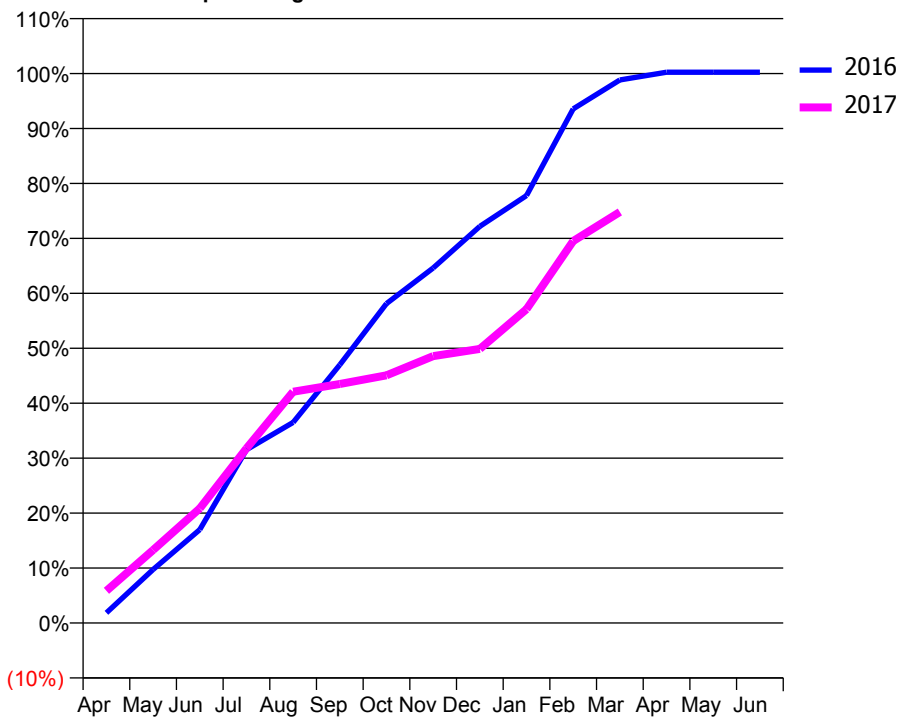
ACCESS*

Patients seen in 24 months	Total	Change since previous quarter
Quarter ending March 2016	1,877	
Quarter ending June 2016	1,861	→
Quarter ending September 2016	1,789	↓
Quarter ending December 2016	1,414	↓
Quarter ending March 2017	1,983	↑
Variance since March 2016	5.6%	↑



ACTIVITY

Cumulative percentage of contracted UDA delivered 2016 & 2017



Month	Adjusted Scheduled Activity (UDA)	
	2016	2017
April	109	342
May	570	776
June	992	1,218
July	1,842	1,855
August	2,132	2,458
September	2,745	2,540
October	3,394	2,632
November	3,773	2,836
December	4,215	2,913
January	4,542	3,335
February	5,463	4,059
March	5,771	4,368
April	5,853	
May	5,853	
June	5,853	

QUALITY

	Quantity	Base Number	Contract	AT	Region	England
% of FP17s for the same patient ID Re-attending within 3 months - Children	36	471	7.6%	10.5%	13.3%	12.3%
% of FP17s for the same patient ID Re-attending within 3 months - Adults	136	1,767	7.7%	15.4%	17.3%	16.7%
% of FP17s for the same patient ID Re-attending between 3 & 9 months - Children	289	471	61.4%	58.5%	58.9%	57.6%
% of FP17s for the same patient ID Re-attending between 3 & 9 months - Adults	857	1,767	48.5%	52.3%	52.2%	50.1%
% of FP17s for Band 1 Urgent Courses	92	2,153	4.3%	7.7%	9.2%	9.1%
% of FP17s Relating to Free Repair or Replacements	10	2,153	0.5%	1.3%	1.0%	0.8%
% of FP17s Relating to Continuations	12	2,153	0.6%	1.6%	1.4%	1.2%
% of Patients satisfied with the dentistry they have received	5	5	N/A	94.2%	93.1%	92.8%
% of Patients satisfied with the time they had to wait for an appointment	4	5	N/A	88.8%	89.5%	88.7%

* This is based on patients treated on this contract for their most recent course of treatment. Figures in italics indicate the base number of FP17s or Patient Questionnaire responses are less than 100. N/A is shown where the base number of responses is less than 10 during the period. % is calculated as Quantity/Base number*100

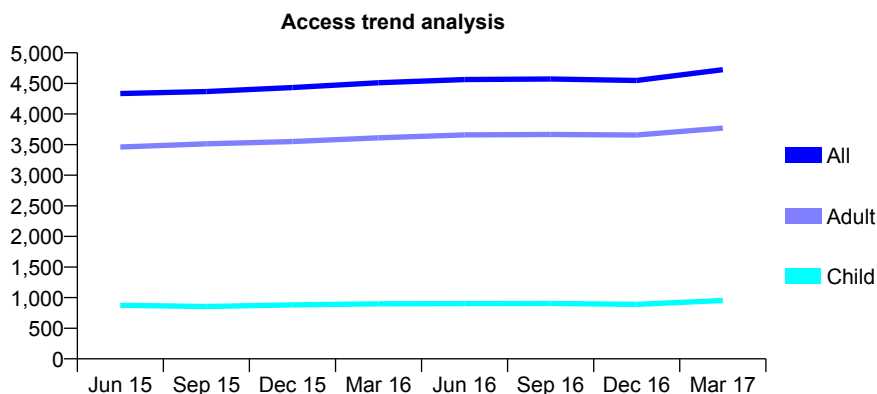
Q51 - Vital Signs At a Glance Contract Report for 214264/0001 - March 2017

Name or company name	MR SG WADE
Contract type name	GDS Contract
Purpose of contract	General
Contract start date	01/04/2006
Contract end date	

16/17 Contracted general activity (UDA)	13,383
Carry forward general activity (UDA)	240
16/17 Contracted orthodontic activity (UOA)	0
Carry forward orthodontic activity (UOA)	0
Baseline contract value	£378,711.37

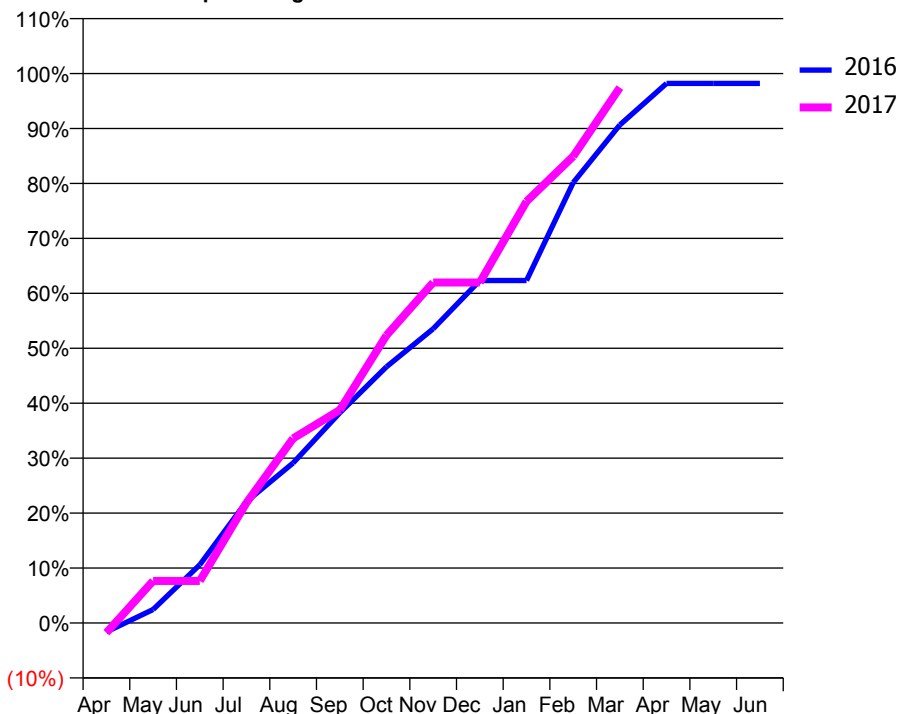
ACCESS*

Patients seen in 24 months	Total	Change since previous quarter
Quarter ending March 2016	4,511	
Quarter ending June 2016	4,563	→
Quarter ending September 2016	4,571	→
Quarter ending December 2016	4,548	→
Quarter ending March 2017	4,724	↑
Variance since March 2016	4.7%	↑



ACTIVITY

Cumulative percentage of contracted UDA delivered 2016 & 2017



Month	Adjusted Scheduled Activity (UDA)	
	2016	2017
April	-219	-240
May	330	1,023
June	1,416	1,023
July	2,956	2,928
August	3,900	4,495
September	5,121	5,188
October	6,240	7,006
November	7,165	8,294
December	8,340	8,294
January	8,340	10,269
February	10,725	11,367
March	12,133	13,042
April	13,143	
May	13,143	
June	13,143	

QUALITY

	Quantity	Base Number	Contract	AT	Region	England
% of FP17s for the same patient ID Re-attending within 3 months - Children	178	1,707	10.4%	10.5%	13.3%	12.3%
% of FP17s for the same patient ID Re-attending within 3 months - Adults	1,040	6,035	17.2%	15.4%	17.3%	16.7%
% of FP17s for the same patient ID Re-attending between 3 & 9 months - Children	1,159	1,707	67.9%	58.5%	58.9%	57.6%
% of FP17s for the same patient ID Re-attending between 3 & 9 months - Adults	3,174	6,035	52.6%	52.3%	52.2%	50.1%
% of FP17s for Band 1 Urgent Courses	351	6,716	5.2%	7.7%	9.2%	9.1%
% of FP17s Relating to Free Repair or Replacements	102	6,716	1.5%	1.3%	1.0%	0.8%
% of FP17s Relating to Continuations	230	6,716	3.4%	1.6%	1.4%	1.2%
% of Patients satisfied with the dentistry they have received	11	13	84.6%	94.2%	93.1%	92.8%
% of Patients satisfied with the time they had to wait for an appointment	11	13	84.6%	88.8%	89.5%	88.7%

* This is based on patients treated on this contract for their most recent course of treatment. Figures in italics indicate the base number of FP17s or Patient Questionnaire responses are less than 100. N/A is shown where the base number of responses is less than 10 during the period. % is calculated as Quantity/Base number*100

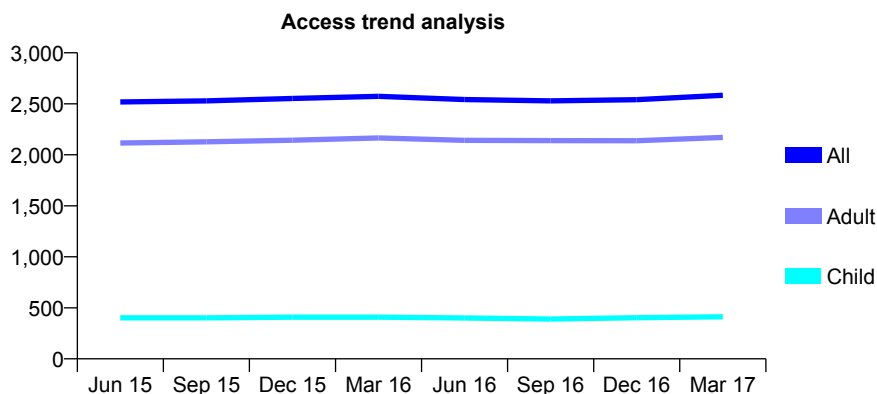
Q51 - Vital Signs At a Glance Contract Report for 215538/0001 - March 2017

Name or company name	Hemper Lane Dental Surgery
Contract type name	GDS Contract
Purpose of contract	General
Contract start date	01/04/2006
Contract end date	

16/17 Contracted general activity (UDA)	7,635
Carry forward general activity (UDA)	-11
16/17 Contracted orthodontic activity (UOA)	0
Carry forward orthodontic activity (UOA)	0
Baseline contract value	£179,334.33

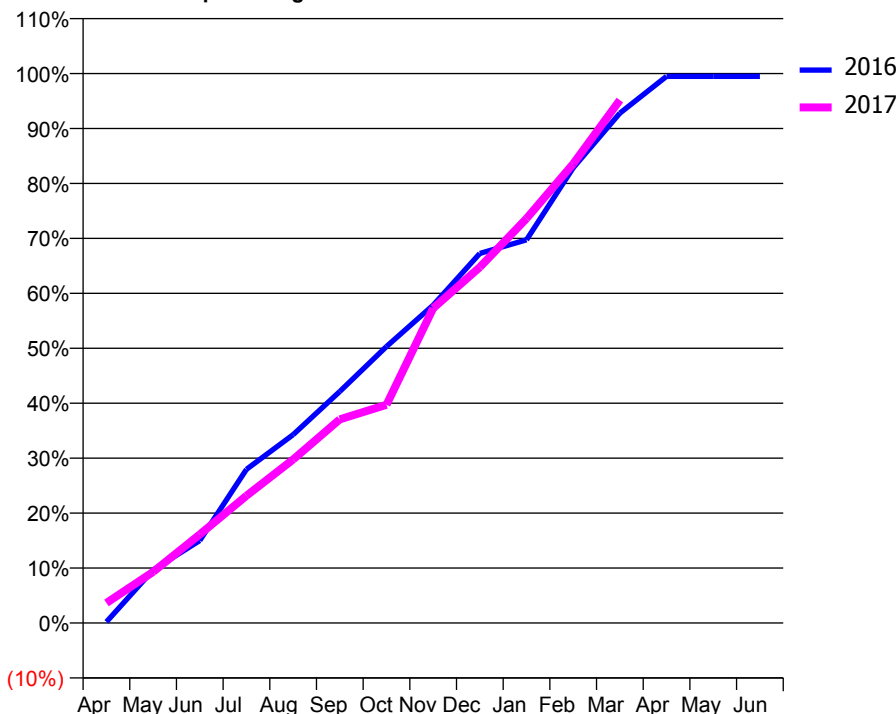
ACCESS*

Patients seen in 24 months	Total	Change since previous quarter
Quarter ending March 2016	2,573	
Quarter ending June 2016	2,542	↓
Quarter ending September 2016	2,529	→
Quarter ending December 2016	2,541	→
Quarter ending March 2017	2,584	→
Variance since March 2016	0.4%	→



ACTIVITY

Cumulative percentage of contracted UDA delivered 2016 & 2017



Month	Adjusted Scheduled Activity (UDA)	
	2016	2017
April	15	278
May	736	711
June	1,145	1,231
July	2,136	1,768
August	2,617	2,272
September	3,217	2,830
October	3,842	3,033
November	4,416	4,374
December	5,135	4,945
January	5,325	5,620
February	6,324	6,379
March	7,084	7,265
April	7,596	
May	7,596	
June	7,596	

QUALITY

	Quantity	Base Number	Contract	AT	Region	England
% of FP17s for the same patient ID Re-attending within 3 months - Children	44	548	8.0%	10.5%	13.3%	12.3%
% of FP17s for the same patient ID Re-attending within 3 months - Adults	598	2,875	20.8%	15.4%	17.3%	16.7%
% of FP17s for the same patient ID Re-attending between 3 & 9 months - Children	217	548	39.6%	58.5%	58.9%	57.6%
% of FP17s for the same patient ID Re-attending between 3 & 9 months - Adults	1,052	2,875	36.6%	52.3%	52.2%	50.1%
% of FP17s for Band 1 Urgent Courses	368	3,209	11.5%	7.7%	9.2%	9.1%
% of FP17s Relating to Free Repair or Replacements	90	3,209	2.8%	1.3%	1.0%	0.8%
% of FP17s Relating to Continuations	96	3,209	3.0%	1.6%	1.4%	1.2%
% of Patients satisfied with the dentistry they have received	5	5	N/A	94.2%	93.1%	92.8%
% of Patients satisfied with the time they had to wait for an appointment	5	5	N/A	88.8%	89.5%	88.7%

* This is based on patients treated on this contract for their most recent course of treatment. Figures in italics indicate the base number of FP17s or Patient Questionnaire responses are less than 100. N/A is shown where the base number of responses is less than 10 during the period. % is calculated as Quantity/Base number*100

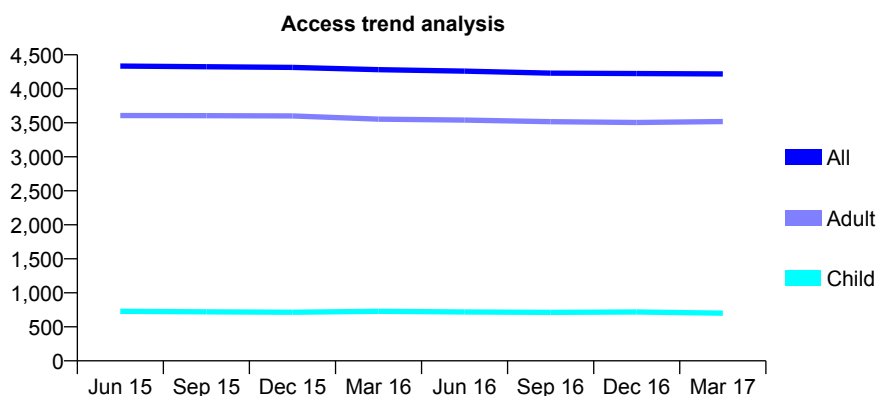
Q51 - Vital Signs At a Glance Contract Report for 219940/0001 - March 2017

Name or company name	MR SD MCCART
Contract type name	Pilot Contract
Purpose of contract	General
Contract start date	01/04/2006
Contract end date	

16/17 Contracted general activity (UDA)	12,365
Carry forward general activity (UDA)	0
16/17 Contracted orthodontic activity (UOA)	0
Carry forward orthodontic activity (UOA)	0
Baseline contract value	£391,657.86

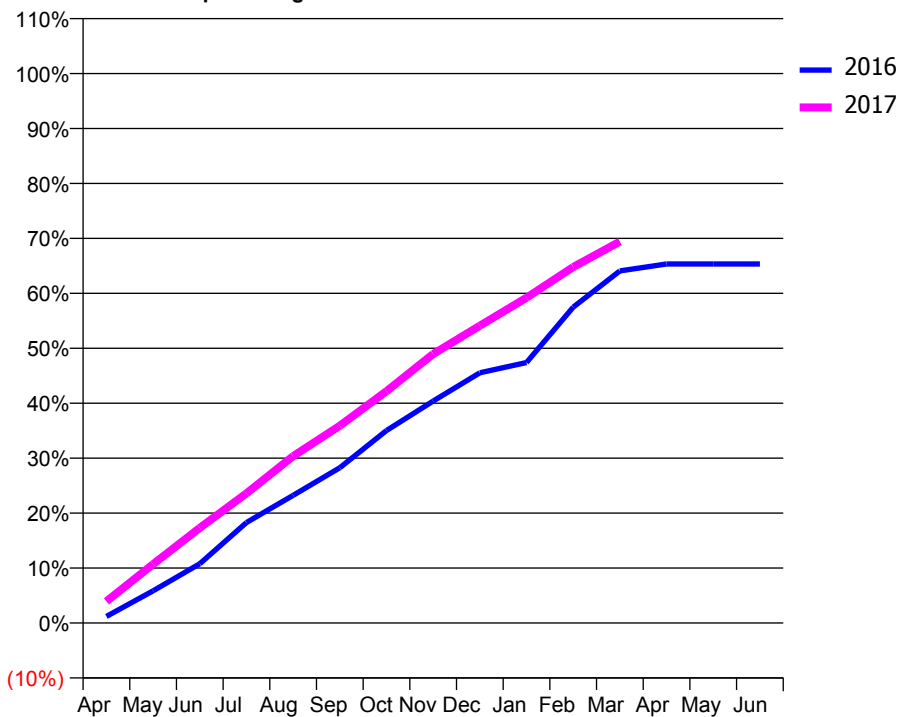
ACCESS*

Patients seen in 24 months	Total	Change since previous quarter
Quarter ending March 2016	4,282	
Quarter ending June 2016	4,259	→
Quarter ending September 2016	4,230	→
Quarter ending December 2016	4,224	→
Quarter ending March 2017	4,219	→
Variance since March 2016	(1.5%)	↓



ACTIVITY

Cumulative percentage of contracted UDA delivered 2016 & 2017



Month	Adjusted Scheduled Activity (UDA)	
	2016	2017
April	150	489
May	725	1,323
June	1,332	2,141
July	2,262	2,917
August	2,872	3,756
September	3,495	4,438
October	4,332	5,217
November	4,996	6,053
December	5,631	6,690
January	5,862	7,320
February	7,107	8,010
March	7,923	8,584
April	8,079	
May	8,079	
June	8,079	

QUALITY

	Quantity	Base Number	Contract	AT	Region	England
% of FP17s for the same patient ID Re-attending within 3 months - Children	28	763	3.7%	10.5%	13.3%	12.3%
% of FP17s for the same patient ID Re-attending within 3 months - Adults	320	3,537	9.0%	15.4%	17.3%	16.7%
% of FP17s for the same patient ID Re-attending between 3 & 9 months - Children	246	763	32.2%	58.5%	58.9%	57.6%
% of FP17s for the same patient ID Re-attending between 3 & 9 months - Adults	982	3,537	27.8%	52.3%	52.2%	50.1%
% of FP17s for Band 1 Urgent Courses	536	4,205	12.7%	7.7%	9.2%	9.1%
% of FP17s Relating to Free Repair or Replacements	13	4,205	0.3%	1.3%	1.0%	0.8%
% of FP17s Relating to Continuations	25	4,205	0.6%	1.6%	1.4%	1.2%
% of Patients satisfied with the dentistry they have received	9	9	N/A	94.2%	93.1%	92.8%
% of Patients satisfied with the time they had to wait for an appointment	7	9	N/A	88.8%	89.5%	88.7%

* This is based on patients treated on this contract for their most recent course of treatment. Figures in italics indicate the base number of FP17s or Patient Questionnaire responses are less than 100. N/A is shown where the base number of responses is less than 10 during the period. % is calculated as Quantity/Base number*100

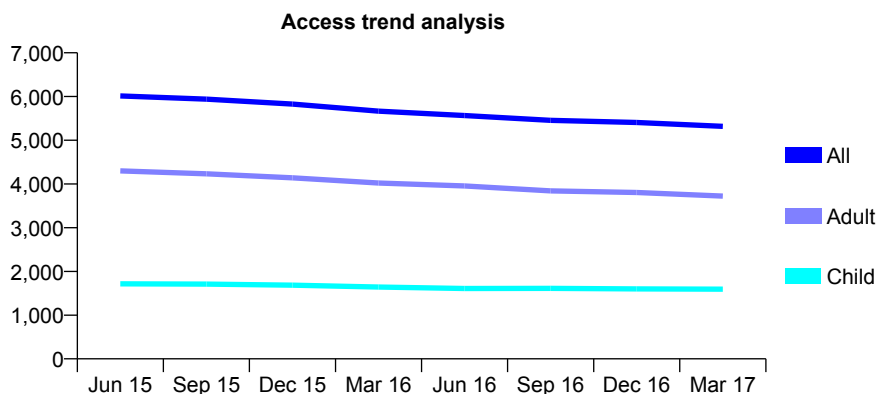
Q51 - Vital Signs At a Glance Contract Report for 230901/0001 - March 2017

Name or company name	MR BJ JULIUS
Contract type name	GDS Contract
Purpose of contract	General and Orthodontic
Contract start date	01/04/2006
Contract end date	

16/17 Contracted general activity (UDA)	19,164
Carry forward general activity (UDA)	127
16/17 Contracted orthodontic activity (UOA)	1,041
Carry forward orthodontic activity (UOA)	-90
Baseline contract value	£610,383.96

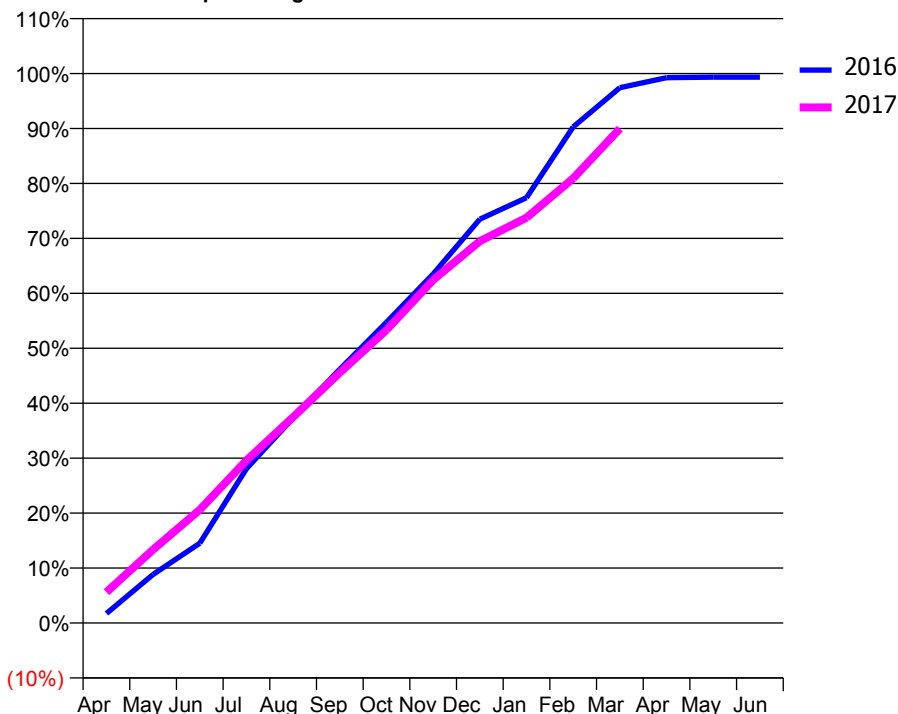
ACCESS*

Patients seen in 24 months	Total	Change since previous quarter
Quarter ending March 2016	5,666	
Quarter ending June 2016	5,565	↓
Quarter ending September 2016	5,456	↓
Quarter ending December 2016	5,405	→
Quarter ending March 2017	5,317	↓
Variance since March 2016	(6.2%)	↓



ACTIVITY

Cumulative percentage of contracted UDA delivered 2016 & 2017



Month	Adjusted Scheduled Activity (UDA)	
	2016	2017
April	333	1,077
May	1,695	2,560
June	2,783	3,951
July	5,384	5,673
August	7,149	7,181
September	8,851	8,733
October	10,491	10,222
November	12,173	11,962
December	14,086	13,315
January	14,832	14,134
February	17,301	15,508
March	18,669	17,242
April	19,020	
May	19,038	
June	19,038	

QUALITY

	Quantity	Base Number	Contract	AT	Region	England
% of FP17s for the same patient ID Re-attending within 3 months - Children	253	2,567	9.9%	10.5%	13.3%	12.3%
% of FP17s for the same patient ID Re-attending within 3 months - Adults	604	4,903	12.3%	15.4%	17.3%	16.7%
% of FP17s for the same patient ID Re-attending between 3 & 9 months - Children	1,704	2,567	66.4%	58.5%	58.9%	57.6%
% of FP17s for the same patient ID Re-attending between 3 & 9 months - Adults	2,902	4,903	59.2%	52.3%	52.2%	50.1%
% of FP17s for Band 1 Urgent Courses	287	7,189	4.0%	7.7%	9.2%	9.1%
% of FP17s Relating to Free Repair or Replacements	70	7,189	1.0%	1.3%	1.0%	0.8%
% of FP17s Relating to Continuations	187	7,189	2.6%	1.6%	1.4%	1.2%
% of Patients satisfied with the dentistry they have received	10	11	90.9%	94.2%	93.1%	92.8%
% of Patients satisfied with the time they had to wait for an appointment	11	11	100.0%	88.8%	89.5%	88.7%

* This is based on patients treated on this contract for their most recent course of treatment. Figures in italics indicate the base number of FP17s or Patient Questionnaire responses are less than 100. N/A is shown where the base number of responses is less than 10 during the period. % is calculated as Quantity/Base number*100

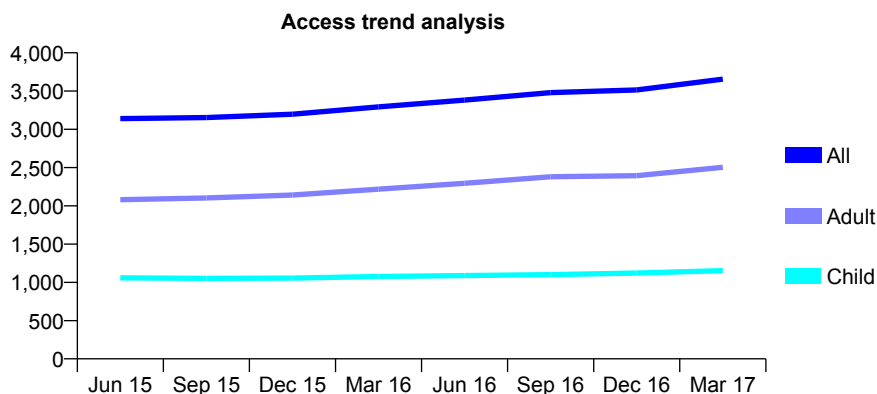
Q51 - Vital Signs At a Glance Contract Report for 233021/0001 - March 2017

Name or company name	MR AJ CADMAN
Contract type name	GDS Contract
Purpose of contract	General
Contract start date	01/04/2006
Contract end date	

16/17 Contracted general activity (UDA)	7,585
Carry forward general activity (UDA)	-114
16/17 Contracted orthodontic activity (UOA)	0
Carry forward orthodontic activity (UOA)	0
Baseline contract value	£244,753.12

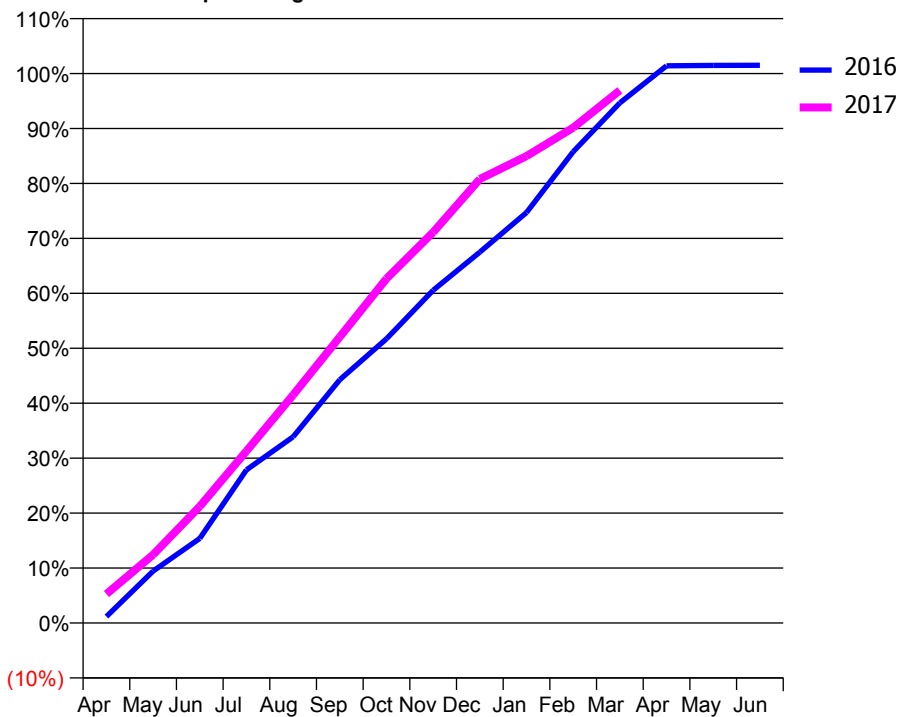
ACCESS*

Patients seen in 24 months	Total	Change since previous quarter
Quarter ending March 2016	3,294	
Quarter ending June 2016	3,383	↑
Quarter ending September 2016	3,480	↑
Quarter ending December 2016	3,515	→
Quarter ending March 2017	3,656	↑
Variance since March 2016	11.0%	↑



ACTIVITY

Cumulative percentage of contracted UDA delivered 2016 & 2017



Month	Adjusted Scheduled Activity (UDA)	
	2016	2017
April	89	400
May	717	944
June	1,169	1,610
July	2,113	2,374
August	2,570	3,149
September	3,359	3,949
October	3,923	4,753
November	4,594	5,394
December	5,119	6,128
January	5,666	6,446
February	6,506	6,836
March	7,179	7,353
April	7,692	
May	7,696	
June	7,699	

QUALITY

	Quantity	Base Number	Contract	AT	Region	England
% of FP17s for the same patient ID Re-attending within 3 months - Children	115	1,730	6.6%	10.5%	13.3%	12.3%
% of FP17s for the same patient ID Re-attending within 3 months - Adults	539	3,436	15.7%	15.4%	17.3%	16.7%
% of FP17s for the same patient ID Re-attending between 3 & 9 months - Children	1,088	1,730	62.9%	58.5%	58.9%	57.6%
% of FP17s for the same patient ID Re-attending between 3 & 9 months - Adults	2,006	3,436	58.4%	52.3%	52.2%	50.1%
% of FP17s for Band 1 Urgent Courses	230	3,963	5.8%	7.7%	9.2%	9.1%
% of FP17s Relating to Free Repair or Replacements	13	3,963	0.3%	1.3%	1.0%	0.8%
% of FP17s Relating to Continuations	75	3,963	1.9%	1.6%	1.4%	1.2%
% of Patients satisfied with the dentistry they have received	2	2	N/A	94.2%	93.1%	92.8%
% of Patients satisfied with the time they had to wait for an appointment	2	2	N/A	88.8%	89.5%	88.7%

* This is based on patients treated on this contract for their most recent course of treatment. Figures in italics indicate the base number of FP17s or Patient Questionnaire responses are less than 100. N/A is shown where the base number of responses is less than 10 during the period. % is calculated as Quantity/Base number*100

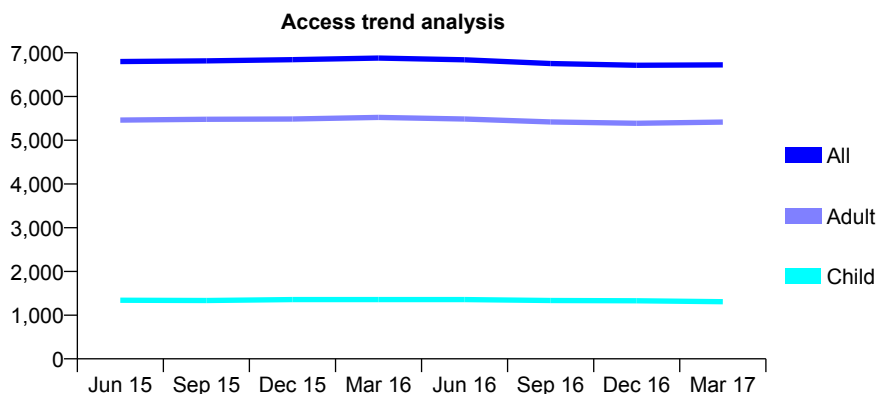
Q51 - Vital Signs At a Glance Contract Report for 234230/0001 - March 2017

Name or company name	MR IA SHELBOURNE
Contract type name	GDS Contract
Purpose of contract	General
Contract start date	01/12/2008
Contract end date	

16/17 Contracted general activity (UDA)	20,016
Carry forward general activity (UDA)	326
16/17 Contracted orthodontic activity (UOA)	0
Carry forward orthodontic activity (UOA)	0
Baseline contract value	£554,935.85

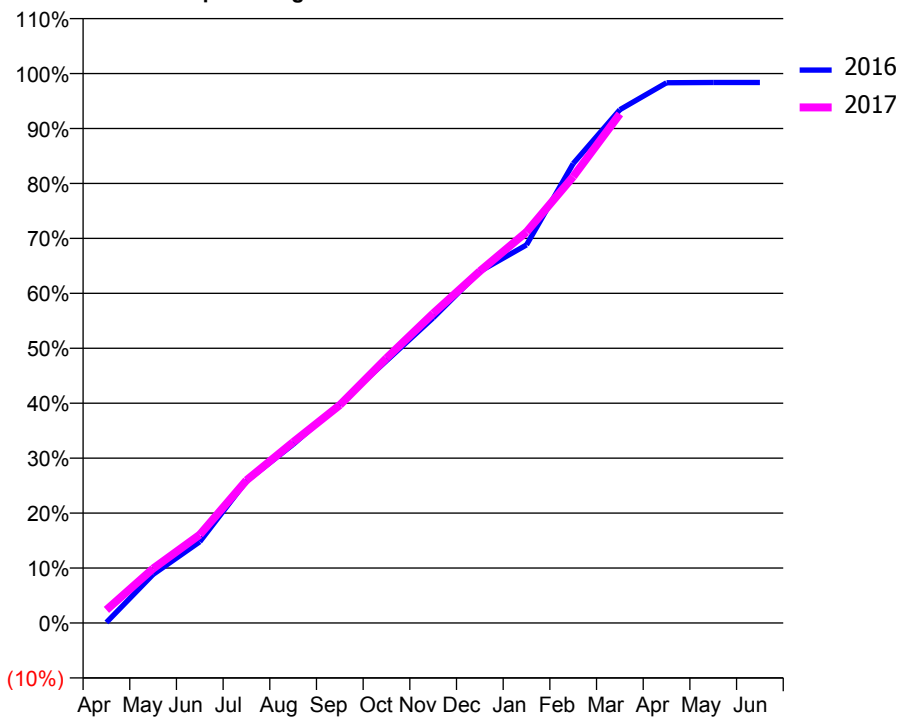
ACCESS*

Patients seen in 24 months	Total	Change since previous quarter
Quarter ending March 2016	6,878	
Quarter ending June 2016	6,841	→
Quarter ending September 2016	6,754	↓
Quarter ending December 2016	6,715	→
Quarter ending March 2017	6,724	→
Variance since March 2016	(2.2%)	↓



ACTIVITY

Cumulative percentage of contracted UDA delivered 2016 & 2017



Month	Adjusted Scheduled Activity (UDA)	
	2016	2017
April	20	478
May	1,769	1,986
June	2,960	3,216
July	5,169	5,201
August	6,508	6,591
September	7,986	7,941
October	9,552	9,649
November	11,117	11,277
December	12,804	12,816
January	13,771	14,243
February	16,737	16,259
March	18,700	18,541
April	19,681	
May	19,690	
June	19,690	

QUALITY

	Quantity	Base Number	Contract	AT	Region	England
% of FP17s for the same patient ID Re-attending within 3 months - Children	158	1,994	7.9%	10.5%	13.3%	12.3%
% of FP17s for the same patient ID Re-attending within 3 months - Adults	1,212	7,892	15.4%	15.4%	17.3%	16.7%
% of FP17s for the same patient ID Re-attending between 3 & 9 months - Children	1,274	1,994	63.9%	58.5%	58.9%	57.6%
% of FP17s for the same patient ID Re-attending between 3 & 9 months - Adults	3,911	7,892	49.6%	52.3%	52.2%	50.1%
% of FP17s for Band 1 Urgent Courses	370	9,424	3.9%	7.7%	9.2%	9.1%
% of FP17s Relating to Free Repair or Replacements	136	9,424	1.4%	1.3%	1.0%	0.8%
% of FP17s Relating to Continuations	365	9,424	3.9%	1.6%	1.4%	1.2%
% of Patients satisfied with the dentistry they have received	21	22	95.5%	94.2%	93.1%	92.8%
% of Patients satisfied with the time they had to wait for an appointment	20	22	90.9%	88.8%	89.5%	88.7%

* This is based on patients treated on this contract for their most recent course of treatment. Figures in italics indicate the base number of FP17s or Patient Questionnaire responses are less than 100. N/A is shown where the base number of responses is less than 10 during the period. % is calculated as Quantity/Base number*100

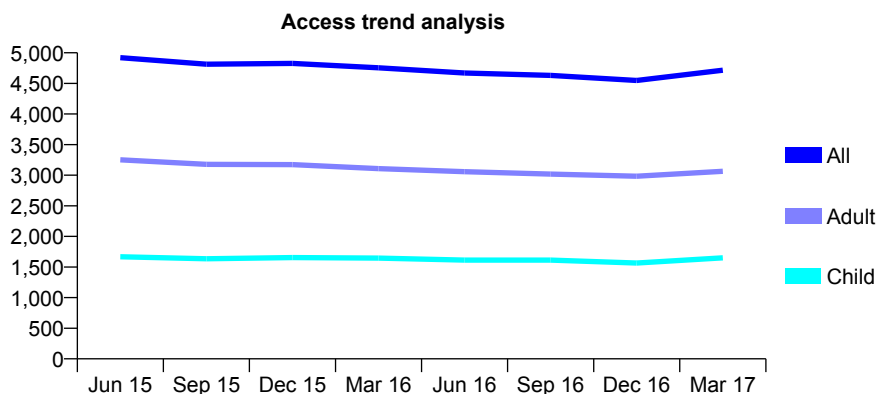
Q51 - Vital Signs At a Glance Contract Report for 253421/0003 - March 2017

Name or company name	MR MA CHOUDHRY
Contract type name	GDS Contract
Purpose of contract	General
Contract start date	01/04/2006
Contract end date	

16/17 Contracted general activity (UDA)	11,573
Carry forward general activity (UDA)	-231
16/17 Contracted orthodontic activity (UOA)	0
Carry forward orthodontic activity (UOA)	0
Baseline contract value	£366,027.20

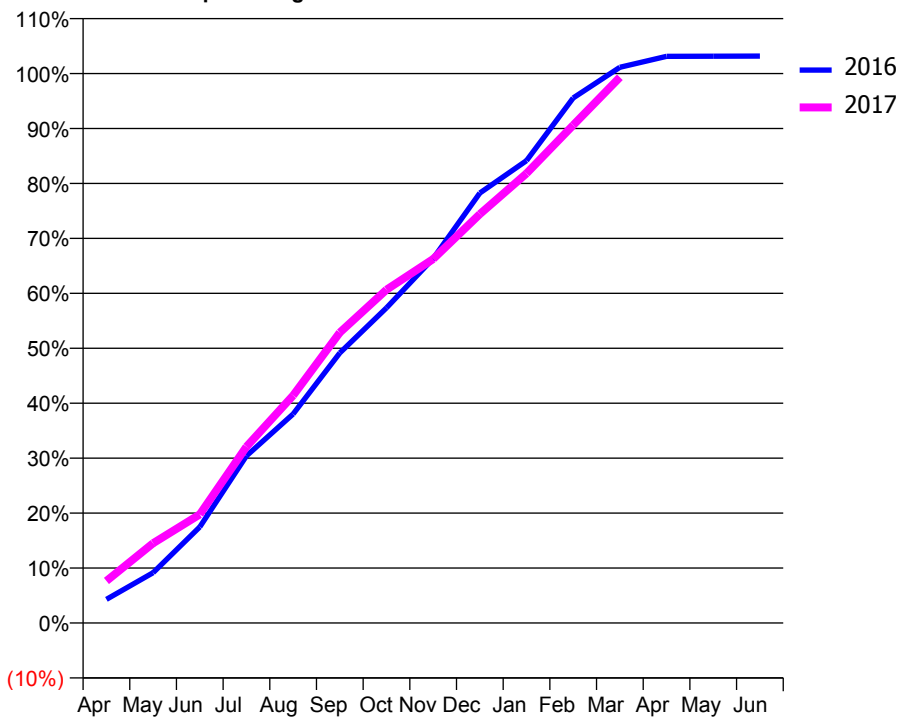
ACCESS*

Patients seen in 24 months	Total	Change since previous quarter
Quarter ending March 2016	4,755	
Quarter ending June 2016	4,671	↓
Quarter ending September 2016	4,631	→
Quarter ending December 2016	4,548	↓
Quarter ending March 2017	4,716	↑
Variance since March 2016	(0.8%)	→



ACTIVITY

Cumulative percentage of contracted UDA delivered 2016 & 2017



Adjusted Scheduled Activity (UDA)

Month	2016	2017
April	498	887
May	1,059	1,681
June	2,024	2,287
July	3,521	3,715
August	4,402	4,793
September	5,688	6,117
October	6,638	7,020
November	7,676	7,664
December	9,054	8,613
January	9,737	9,468
February	11,059	10,486
March	11,705	11,494
April	11,934	
May	11,938	
June	11,939	

QUALITY

	Quantity	Base Number	Contract	AT	Region	England
% of FP17s for the same patient ID Re-attending within 3 months - Children	144	1,839	7.8%	10.5%	13.3%	12.3%
% of FP17s for the same patient ID Re-attending within 3 months - Adults	718	3,515	20.4%	15.4%	17.3%	16.7%
% of FP17s for the same patient ID Re-attending between 3 & 9 months - Children	766	1,839	41.7%	58.5%	58.9%	57.6%
% of FP17s for the same patient ID Re-attending between 3 & 9 months - Adults	1,236	3,515	35.2%	52.3%	52.2%	50.1%
% of FP17s for Band 1 Urgent Courses	795	5,161	15.4%	7.7%	9.2%	9.1%
% of FP17s Relating to Free Repair or Replacements	34	5,161	0.7%	1.3%	1.0%	0.8%
% of FP17s Relating to Continuations	87	5,161	1.7%	1.6%	1.4%	1.2%
% of Patients satisfied with the dentistry they have received	5	5	N/A	94.2%	93.1%	92.8%
% of Patients satisfied with the time they had to wait for an appointment	4	5	N/A	88.8%	89.5%	88.7%

* This is based on patients treated on this contract for their most recent course of treatment. Figures in italics indicate the base number of FP17s or Patient Questionnaire responses are less than 100. N/A is shown where the base number of responses is less than 10 during the period. % is calculated as Quantity/Base number*100

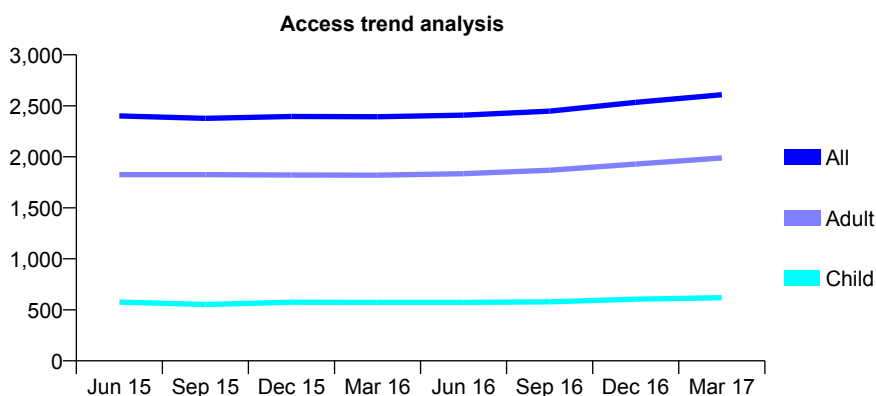
Q51 - Vital Signs At a Glance Contract Report for 263478/0001 - March 2017

Name or company name	MR NA AYLOTT
Contract type name	GDS Contract
Purpose of contract	General
Contract start date	01/01/2011
Contract end date	

16/17 Contracted general activity (UDA)	9,040
Carry forward general activity (UDA)	313
16/17 Contracted orthodontic activity (UOA)	0
Carry forward orthodontic activity (UOA)	0
Baseline contract value	£255,813.47

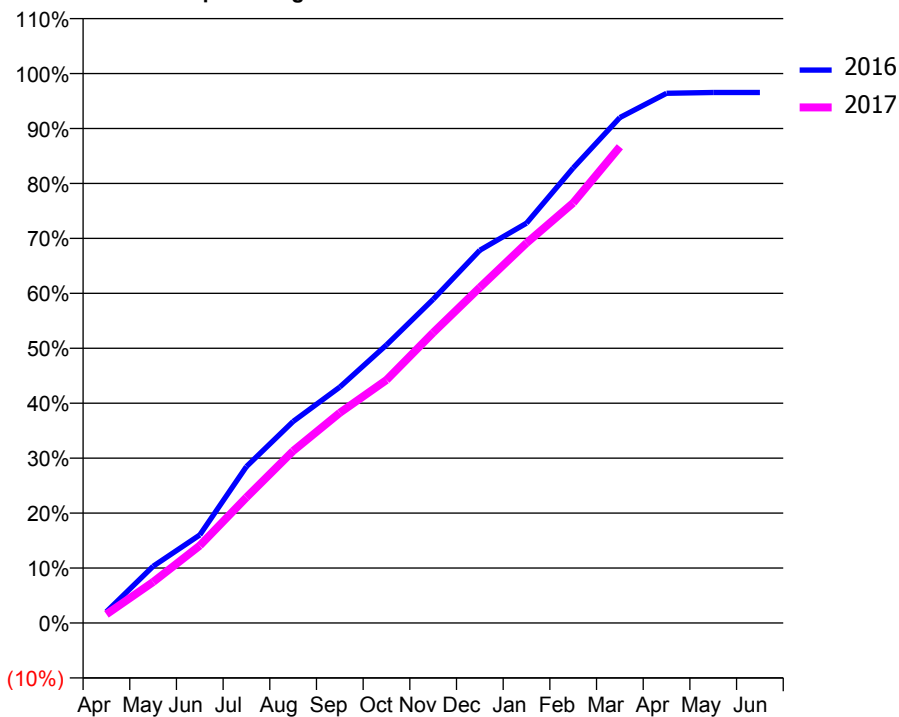
ACCESS*

Patients seen in 24 months	Total	Change since previous quarter
Quarter ending March 2016	2,393	
Quarter ending June 2016	2,408	→
Quarter ending September 2016	2,448	→
Quarter ending December 2016	2,534	↑
Quarter ending March 2017	2,608	↑
Variance since March 2016	9.0%	↑



ACTIVITY

Cumulative percentage of contracted UDA delivered 2016 & 2017



Month	Adjusted Scheduled Activity (UDA)	
	2016	2017
April	186	144
May	933	675
June	1,448	1,273
July	2,574	2,067
August	3,316	2,830
September	3,883	3,459
October	4,575	3,999
November	5,325	4,777
December	6,132	5,520
January	6,579	6,251
February	7,486	6,911
March	8,315	7,836
April	8,715	
May	8,727	
June	8,727	

QUALITY

	Quantity	Base Number	Contract	AT	Region	England
% of FP17s for the same patient ID Re-attending within 3 months - Children	82	1,141	7.2%	10.5%	13.3%	12.3%
% of FP17s for the same patient ID Re-attending within 3 months - Adults	464	3,570	13.0%	15.4%	17.3%	16.7%
% of FP17s for the same patient ID Re-attending between 3 & 9 months - Children	814	1,141	71.3%	58.5%	58.9%	57.6%
% of FP17s for the same patient ID Re-attending between 3 & 9 months - Adults	2,471	3,570	69.2%	52.3%	52.2%	50.1%
% of FP17s for Band 1 Urgent Courses	250	4,525	5.5%	7.7%	9.2%	9.1%
% of FP17s Relating to Free Repair or Replacements	11	4,525	0.2%	1.3%	1.0%	0.8%
% of FP17s Relating to Continuations	76	4,525	1.7%	1.6%	1.4%	1.2%
% of Patients satisfied with the dentistry they have received	34	35	97.1%	94.2%	93.1%	92.8%
% of Patients satisfied with the time they had to wait for an appointment	34	35	97.1%	88.8%	89.5%	88.7%

* This is based on patients treated on this contract for their most recent course of treatment. Figures in italics indicate the base number of FP17s or Patient Questionnaire responses are less than 100. N/A is shown where the base number of responses is less than 10 during the period. % is calculated as Quantity/Base number*100

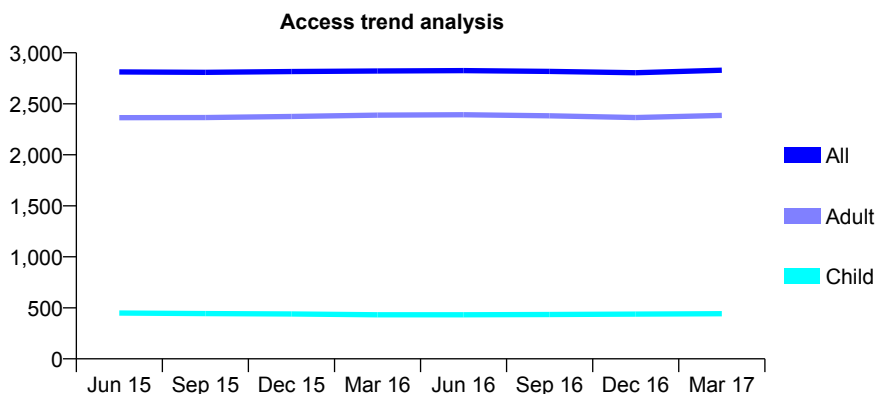
Q51 - Vital Signs At a Glance Contract Report for 320331/0001 - March 2017

Name or company name	MR PR GIBBONS
Contract type name	GDS Contract
Purpose of contract	General
Contract start date	01/04/2006
Contract end date	

16/17 Contracted general activity (UDA)	9,483
Carry forward general activity (UDA)	22
16/17 Contracted orthodontic activity (UOA)	0
Carry forward orthodontic activity (UOA)	0
Baseline contract value	£262,933.40

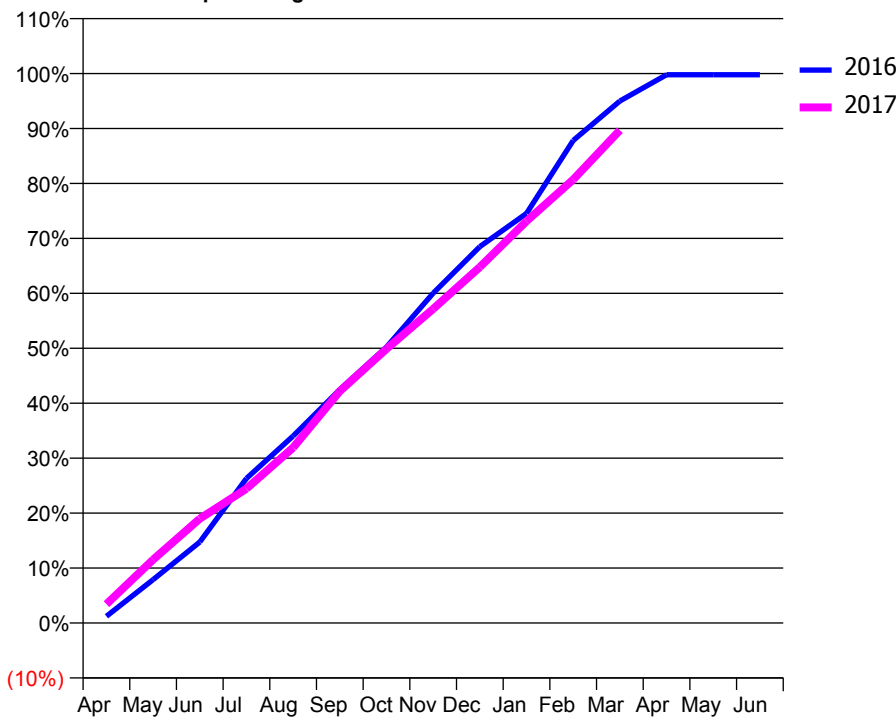
ACCESS*

Patients seen in 24 months	Total	Change since previous quarter
Quarter ending March 2016	2,821	
Quarter ending June 2016	2,825	→
Quarter ending September 2016	2,818	→
Quarter ending December 2016	2,804	→
Quarter ending March 2017	2,829	→
Variance since March 2016	0.3%	→



ACTIVITY

Cumulative percentage of contracted UDA delivered 2016 & 2017



Month	Adjusted Scheduled Activity (UDA)	
	2016	2017
April	115	326
May	749	1,094
June	1,399	1,802
July	2,495	2,318
August	3,227	3,027
September	4,028	4,000
October	4,763	4,730
November	5,691	5,420
December	6,495	6,143
January	7,068	6,934
February	8,327	7,653
March	9,008	8,503
April	9,460	
May	9,461	
June	9,461	

QUALITY

	Quantity	Base Number	Contract	AT	Region	England
% of FP17s for the same patient ID Re-attending within 3 months - Children	121	867	14.0%	10.5%	13.3%	12.3%
% of FP17s for the same patient ID Re-attending within 3 months - Adults	644	3,922	16.4%	15.4%	17.3%	16.7%
% of FP17s for the same patient ID Re-attending between 3 & 9 months - Children	566	867	65.3%	58.5%	58.9%	57.6%
% of FP17s for the same patient ID Re-attending between 3 & 9 months - Adults	2,344	3,922	59.8%	52.3%	52.2%	50.1%
% of FP17s for Band 1 Urgent Courses	27	4,556	0.6%	7.7%	9.2%	9.1%
% of FP17s Relating to Free Repair or Replacements	41	4,556	0.9%	1.3%	1.0%	0.8%
% of FP17s Relating to Continuations	241	4,556	5.3%	1.6%	1.4%	1.2%
% of Patients satisfied with the dentistry they have received	4	5	N/A	94.2%	93.1%	92.8%
% of Patients satisfied with the time they had to wait for an appointment	3	5	N/A	88.8%	89.5%	88.7%

* This is based on patients treated on this contract for their most recent course of treatment. Figures in italics indicate the base number of FP17s or Patient Questionnaire responses are less than 100. N/A is shown where the base number of responses is less than 10 during the period. % is calculated as Quantity/Base number*100

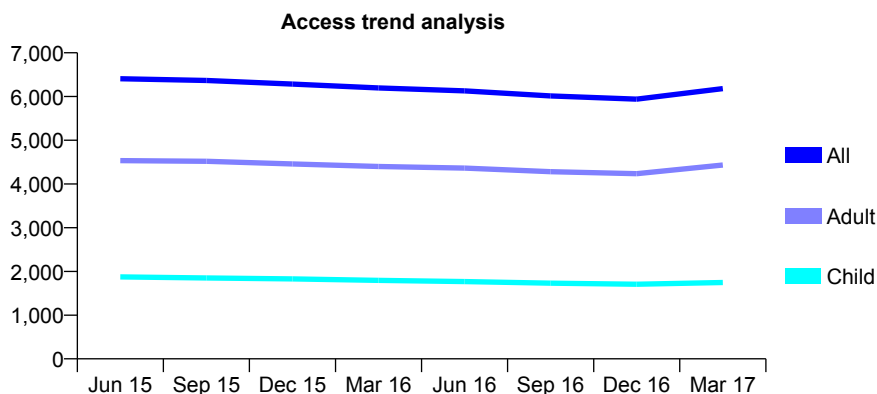
Q51 - Vital Signs At a Glance Contract Report for 325880/0001 - March 2017

Name or company name	MR RJ ANDERSON
Contract type name	GDS Contract
Purpose of contract	General
Contract start date	01/04/2006
Contract end date	

16/17 Contracted general activity (UDA)	16,565
Carry forward general activity (UDA)	78
16/17 Contracted orthodontic activity (UOA)	0
Carry forward orthodontic activity (UOA)	0
Baseline contract value	£427,481.62

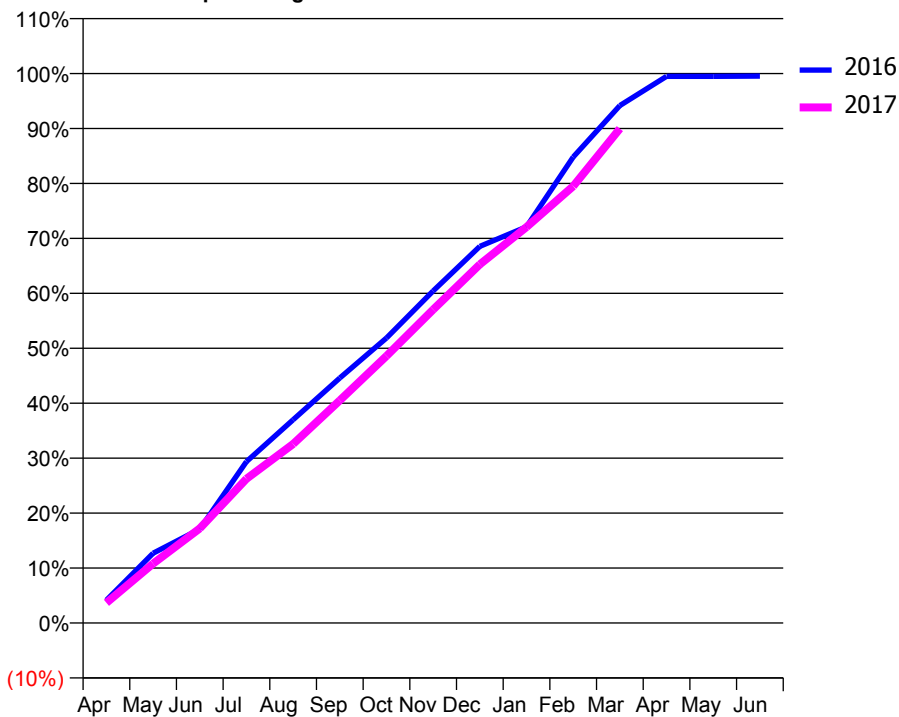
ACCESS*

Patients seen in 24 months	Total	Change since previous quarter
Quarter ending March 2016	6,196	
Quarter ending June 2016	6,130	↓
Quarter ending September 2016	6,012	↓
Quarter ending December 2016	5,940	↓
Quarter ending March 2017	6,180	↑
Variance since March 2016	(0.3%)	→



ACTIVITY

Cumulative percentage of contracted UDA delivered 2016 & 2017



Month	Adjusted Scheduled Activity (UDA)	
	2016	2017
April	689	610
May	2,104	1,790
June	2,831	2,853
July	4,865	4,349
August	6,130	5,395
September	7,385	6,712
October	8,591	8,050
November	10,011	9,448
December	11,354	10,810
January	11,945	11,936
February	14,048	13,167
March	15,598	14,902
April	16,481	
May	16,480	
June	16,487	

QUALITY

	Quantity	Base Number	Contract	AT	Region	England
% of FP17s for the same patient ID Re-attending within 3 months - Children	218	2,770	7.9%	10.5%	13.3%	12.3%
% of FP17s for the same patient ID Re-attending within 3 months - Adults	809	6,208	13.0%	15.4%	17.3%	16.7%
% of FP17s for the same patient ID Re-attending between 3 & 9 months - Children	1,766	2,770	63.8%	58.5%	58.9%	57.6%
% of FP17s for the same patient ID Re-attending between 3 & 9 months - Adults	3,790	6,208	61.1%	52.3%	52.2%	50.1%
% of FP17s for Band 1 Urgent Courses	621	8,522	7.3%	7.7%	9.2%	9.1%
% of FP17s Relating to Free Repair or Replacements	86	8,522	1.0%	1.3%	1.0%	0.8%
% of FP17s Relating to Continuations	21	8,522	0.2%	1.6%	1.4%	1.2%
% of Patients satisfied with the dentistry they have received	15	15	100.0%	94.2%	93.1%	92.8%
% of Patients satisfied with the time they had to wait for an appointment	14	15	93.3%	88.8%	89.5%	88.7%

* This is based on patients treated on this contract for their most recent course of treatment. Figures in italics indicate the base number of FP17s or Patient Questionnaire responses are less than 100. N/A is shown where the base number of responses is less than 10 during the period. % is calculated as Quantity/Base number*100

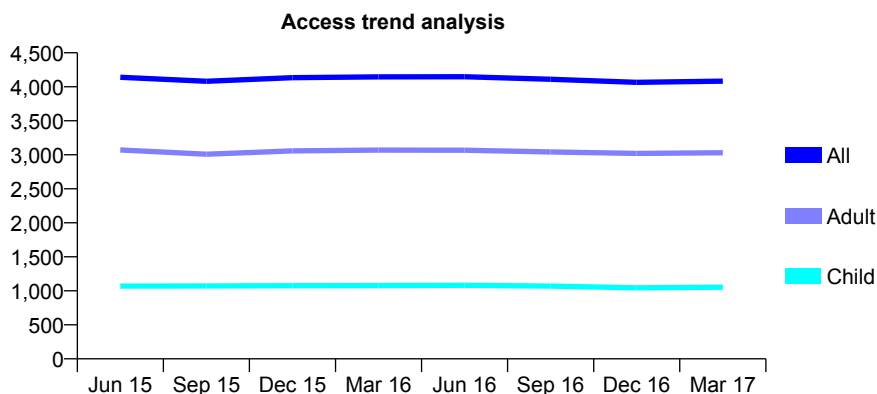
Q51 - Vital Signs At a Glance Contract Report for 327255/0001 - March 2017

Name or company name	High Street Dental Care
Contract type name	GDS Contract
Purpose of contract	General
Contract start date	01/04/2006
Contract end date	

16/17 Contracted general activity (UDA)	12,485
Carry forward general activity (UDA)	-244
16/17 Contracted orthodontic activity (UOA)	0
Carry forward orthodontic activity (UOA)	0
Baseline contract value	£395,022.79

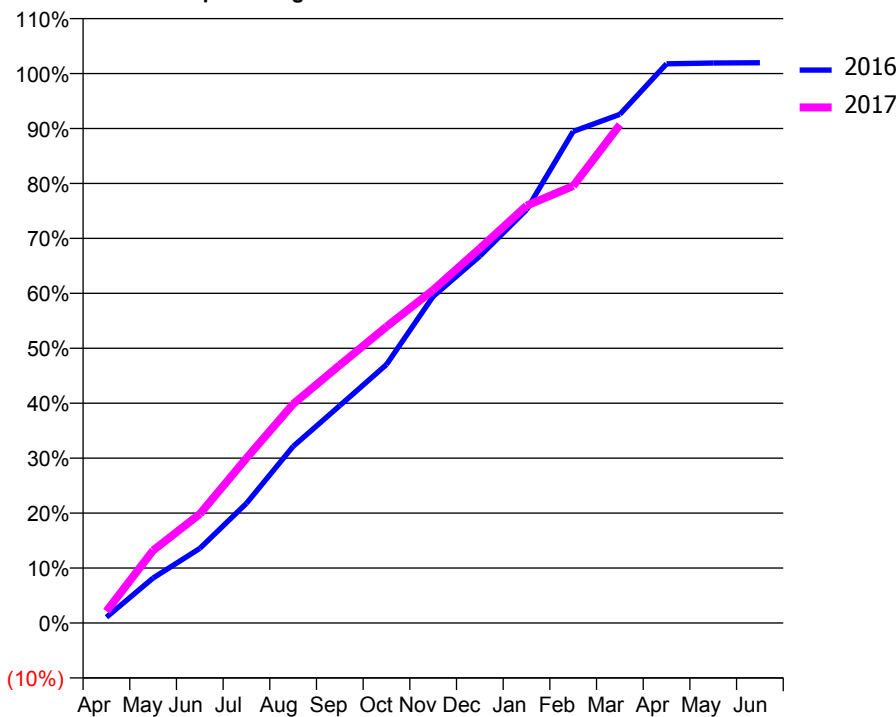
ACCESS*

Patients seen in 24 months	Total	Change since previous quarter
Quarter ending March 2016	4,146	
Quarter ending June 2016	4,149	→
Quarter ending September 2016	4,111	→
Quarter ending December 2016	4,066	↓
Quarter ending March 2017	4,084	→
Variance since March 2016	(1.5%)	↓



ACTIVITY

Cumulative percentage of contracted UDA delivered 2016 & 2017



Month	Adjusted Scheduled Activity (UDA)	
	2016	2017
April	132	268
May	1,023	1,649
June	1,696	2,476
July	2,719	3,746
August	4,013	4,978
September	4,940	5,862
October	5,873	6,733
November	7,422	7,566
December	8,336	8,513
January	9,386	9,482
February	11,169	9,930
March	11,558	11,321
April	12,705	
May	12,723	
June	12,729	

QUALITY

	Quantity	Base Number	Contract	AT	Region	England
% of FP17s for the same patient ID Re-attending within 3 months - Children	137	1,900	7.2%	10.5%	13.3%	12.3%
% of FP17s for the same patient ID Re-attending within 3 months - Adults	727	4,979	14.6%	15.4%	17.3%	16.7%
% of FP17s for the same patient ID Re-attending between 3 & 9 months - Children	1,411	1,900	74.3%	58.5%	58.9%	57.6%
% of FP17s for the same patient ID Re-attending between 3 & 9 months - Adults	3,265	4,979	65.6%	52.3%	52.2%	50.1%
% of FP17s for Band 1 Urgent Courses	320	6,325	5.1%	7.7%	9.2%	9.1%
% of FP17s Relating to Free Repair or Replacements	125	6,325	2.0%	1.3%	1.0%	0.8%
% of FP17s Relating to Continuations	70	6,325	1.1%	1.6%	1.4%	1.2%
% of Patients satisfied with the dentistry they have received	32	33	97.0%	94.2%	93.1%	92.8%
% of Patients satisfied with the time they had to wait for an appointment	32	33	97.0%	88.8%	89.5%	88.7%

* This is based on patients treated on this contract for their most recent course of treatment. Figures in italics indicate the base number of FP17s or Patient Questionnaire responses are less than 100. N/A is shown where the base number of responses is less than 10 during the period. % is calculated as Quantity/Base number*100

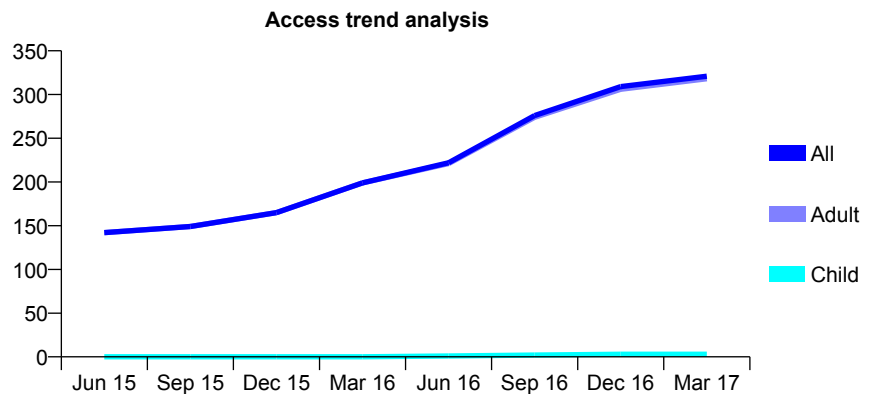
Q51 - Vital Signs At a Glance Contract Report for 327972/0001 - March 2017

Name or company name	MR AP ROSE
Contract type name	PDS Contract
Purpose of contract	General
Contract start date	01/04/2006
Contract end date	31/03/2018

16/17 Contracted general activity (UDA)	1,140
Carry forward general activity (UDA)	0
16/17 Contracted orthodontic activity (UOA)	0
Carry forward orthodontic activity (UOA)	0
Baseline contract value	£47,513.83

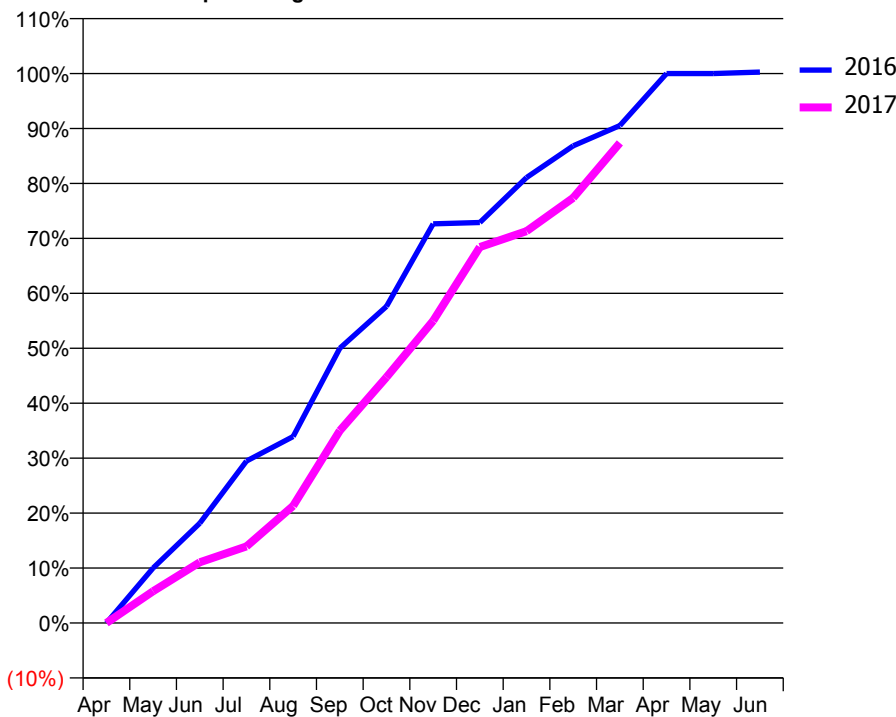
ACCESS*

Patients seen in 24 months	Total	Change since previous quarter
Quarter ending March 2016	199	
Quarter ending June 2016	222	↑
Quarter ending September 2016	276	↑
Quarter ending December 2016	309	↑
Quarter ending March 2017	321	↑
Variance since March 2016	61.3%	↑



ACTIVITY

Cumulative percentage of contracted UDA delivered 2016 & 2017



Month	Adjusted Scheduled Activity (UDA)	
	2016	2017
April	0	0
May	114	66
June	207	126
July	336	159
August	387	243
September	570	399
October	657	510
November	828	627
December	831	780
January	924	813
February	990	882
March	1,032	996
April	1,140	
May	1,140	
June	1,143	

QUALITY

	Quantity	Base Number	Contract	AT	Region	England
% of FP17s for the same patient ID Re-attending within 3 months - Children	3	6	50.0%	10.5%	13.3%	12.3%
% of FP17s for the same patient ID Re-attending within 3 months - Adults	36	363	9.9%	15.4%	17.3%	16.7%
% of FP17s for the same patient ID Re-attending between 3 & 9 months - Children	0	6	0.0%	58.5%	58.9%	57.6%
% of FP17s for the same patient ID Re-attending between 3 & 9 months - Adults	1	363	0.3%	52.3%	52.2%	50.1%
% of FP17s for Band 1 Urgent Courses	0	332	0.0%	7.7%	9.2%	9.1%
% of FP17s Relating to Free Repair or Replacements	0	332	0.0%	1.3%	1.0%	0.8%
% of FP17s Relating to Continuations	0	332	0.0%	1.6%	1.4%	1.2%
% of Patients satisfied with the dentistry they have received	0	0	N/A	94.2%	93.1%	92.8%
% of Patients satisfied with the time they had to wait for an appointment	0	0	N/A	88.8%	89.5%	88.7%

* This is based on patients treated on this contract for their most recent course of treatment. Figures in italics indicate the base number of FP17s or Patient Questionnaire responses are less than 100. N/A is shown where the base number of responses is less than 10 during the period. % is calculated as Quantity/Base number*100

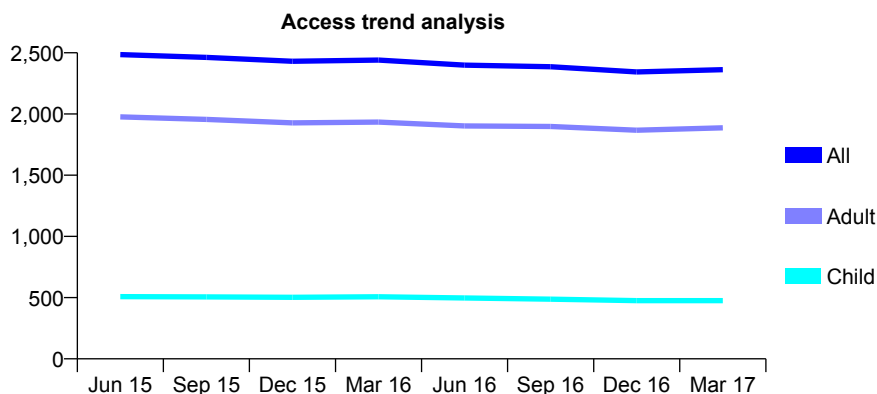
Q51 - Vital Signs At a Glance Contract Report for 352470/0002 - March 2017

Name or company name	MR H CROSSLEY
Contract type name	GDS Contract
Purpose of contract	General
Contract start date	02/09/2012
Contract end date	

16/17 Contracted general activity (UDA)	7,004
Carry forward general activity (UDA)	0
16/17 Contracted orthodontic activity (UOA)	0
Carry forward orthodontic activity (UOA)	0
Baseline contract value	£194,183.18

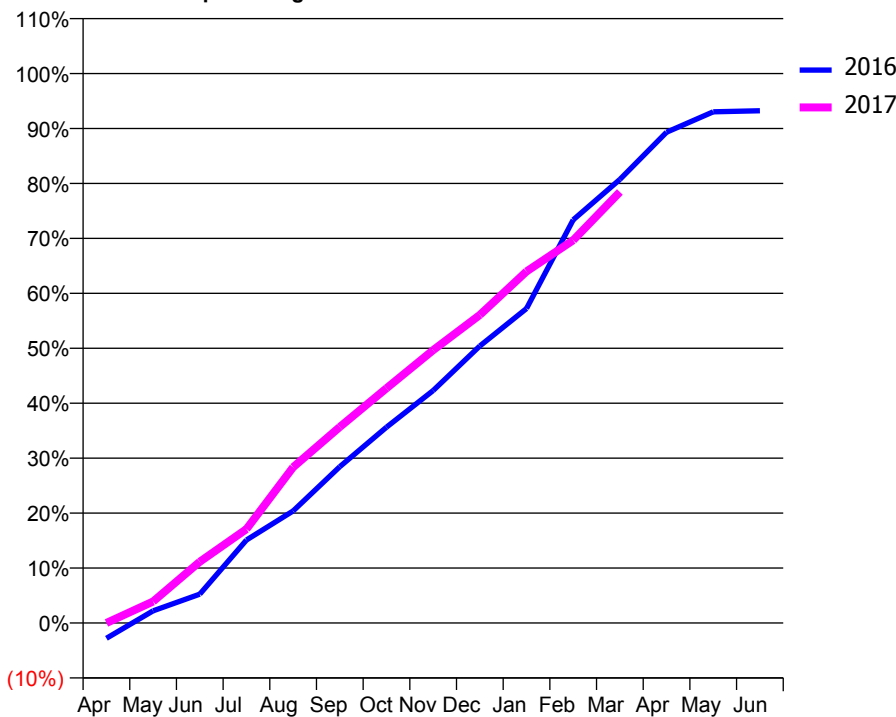
ACCESS*

Patients seen in 24 months	Total	Change since previous quarter
Quarter ending March 2016	2,441	
Quarter ending June 2016	2,399	↓
Quarter ending September 2016	2,386	→
Quarter ending December 2016	2,344	↓
Quarter ending March 2017	2,362	→
Variance since March 2016	(3.2%)	↓



ACTIVITY

Cumulative percentage of contracted UDA delivered 2016 & 2017



Month	Adjusted Scheduled Activity (UDA)	
	2016	2017
April	-196	0
May	156	275
June	368	781
July	1,058	1,198
August	1,428	1,987
September	1,993	2,499
October	2,495	2,993
November	2,963	3,478
December	3,531	3,927
January	4,008	4,481
February	5,139	4,879
March	5,653	5,494
April	6,256	
May	6,516	
June	6,530	

QUALITY

	Quantity	Base Number	Contract	AT	Region	England
% of FP17s for the same patient ID Re-attending within 3 months - Children	39	677	5.8%	10.5%	13.3%	12.3%
% of FP17s for the same patient ID Re-attending within 3 months - Adults	253	2,004	12.6%	15.4%	17.3%	16.7%
% of FP17s for the same patient ID Re-attending between 3 & 9 months - Children	436	677	64.4%	58.5%	58.9%	57.6%
% of FP17s for the same patient ID Re-attending between 3 & 9 months - Adults	564	2,004	28.1%	52.3%	52.2%	50.1%
% of FP17s for Band 1 Urgent Courses	97	2,345	4.1%	7.7%	9.2%	9.1%
% of FP17s Relating to Free Repair or Replacements	30	2,345	1.3%	1.3%	1.0%	0.8%
% of FP17s Relating to Continuations	63	2,345	2.7%	1.6%	1.4%	1.2%
% of Patients satisfied with the dentistry they have received	5	5	N/A	94.2%	93.1%	92.8%
% of Patients satisfied with the time they had to wait for an appointment	5	5	N/A	88.8%	89.5%	88.7%

* This is based on patients treated on this contract for their most recent course of treatment. Figures in italics indicate the base number of FP17s or Patient Questionnaire responses are less than 100. N/A is shown where the base number of responses is less than 10 during the period. % is calculated as Quantity/Base number*100

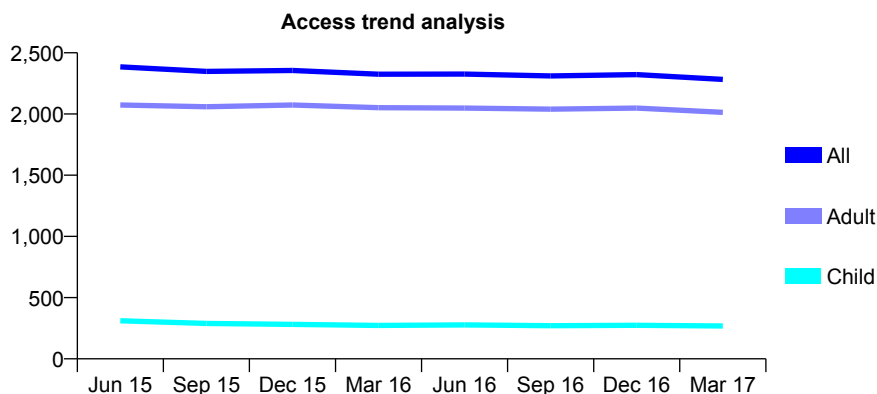
Q51 - Vital Signs At a Glance Contract Report for 563056/0001 - March 2017

Name or company name	MR MP DEWAR
Contract type name	GDS Contract
Purpose of contract	General
Contract start date	01/04/2006
Contract end date	

16/17 Contracted general activity (UDA)	7,678
Carry forward general activity (UDA)	42
16/17 Contracted orthodontic activity (UOA)	0
Carry forward orthodontic activity (UOA)	0
Baseline contract value	£169,642.88

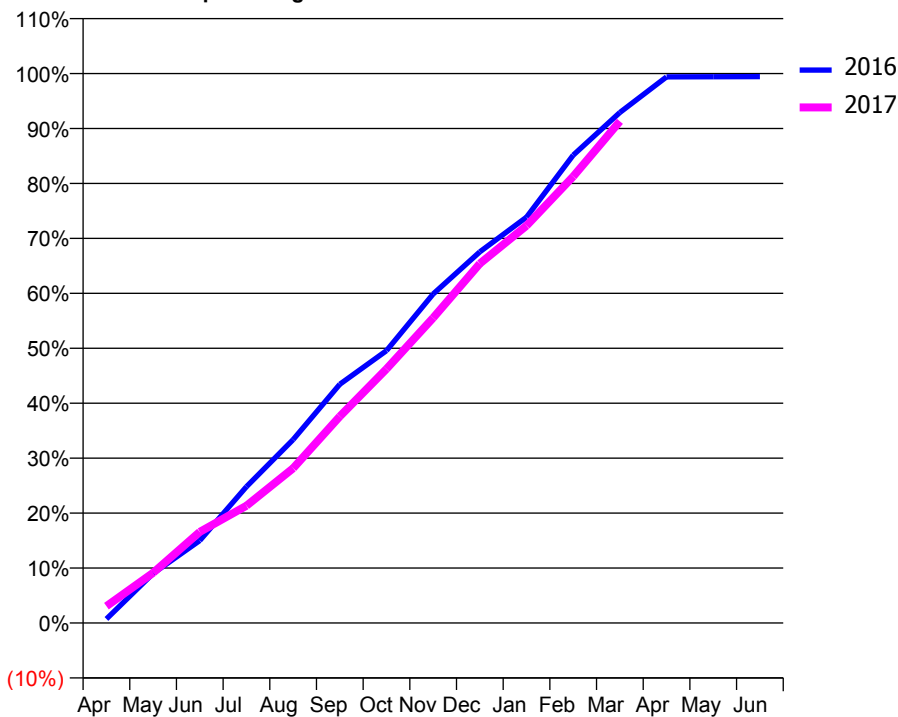
ACCESS*

Patients seen in 24 months	Total	Change since previous quarter
Quarter ending March 2016	2,325	
Quarter ending June 2016	2,326	→
Quarter ending September 2016	2,311	→
Quarter ending December 2016	2,322	→
Quarter ending March 2017	2,283	↓
Variance since March 2016	(1.8%)	↓



ACTIVITY

Cumulative percentage of contracted UDA delivered 2016 & 2017



Month	Adjusted Scheduled Activity (UDA)	
	2016	2017
April	56	236
May	693	702
June	1,153	1,274
July	1,905	1,639
August	2,564	2,162
September	3,337	2,887
October	3,805	3,550
November	4,598	4,264
December	5,187	5,022
January	5,670	5,551
February	6,538	6,239
March	7,134	7,011
April	7,630	
May	7,632	
June	7,635	

QUALITY

	Quantity	Base Number	Contract	AT	Region	England
% of FP17s for the same patient ID Re-attending within 3 months - Children	42	484	8.7%	10.5%	13.3%	12.3%
% of FP17s for the same patient ID Re-attending within 3 months - Adults	913	3,492	26.1%	15.4%	17.3%	16.7%
% of FP17s for the same patient ID Re-attending between 3 & 9 months - Children	330	484	68.2%	58.5%	58.9%	57.6%
% of FP17s for the same patient ID Re-attending between 3 & 9 months - Adults	1,657	3,492	47.5%	52.3%	52.2%	50.1%
% of FP17s for Band 1 Urgent Courses	412	3,706	11.1%	7.7%	9.2%	9.1%
% of FP17s Relating to Free Repair or Replacements	41	3,706	1.1%	1.3%	1.0%	0.8%
% of FP17s Relating to Continuations	155	3,706	4.2%	1.6%	1.4%	1.2%
% of Patients satisfied with the dentistry they have received	10	11	90.9%	94.2%	93.1%	92.8%
% of Patients satisfied with the time they had to wait for an appointment	10	11	90.9%	88.8%	89.5%	88.7%

* This is based on patients treated on this contract for their most recent course of treatment. Figures in italics indicate the base number of FP17s or Patient Questionnaire responses are less than 100. N/A is shown where the base number of responses is less than 10 during the period. % is calculated as Quantity/Base number*100

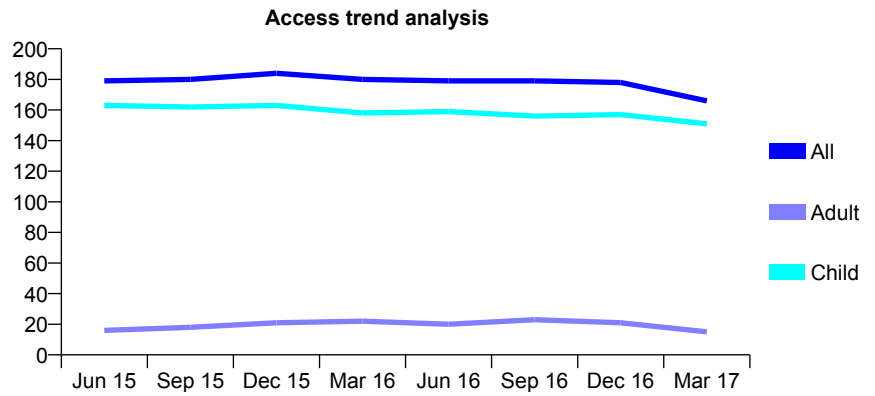
Q51 - Vital Signs At a Glance Contract Report for 567647/0001 - March 2017

Name or company name	MR S HUSSAIN
Contract type name	GDS Contract
Purpose of contract	General
Contract start date	01/04/2006
Contract end date	

16/17 Contracted general activity (UDA)	400
Carry forward general activity (UDA)	-8
16/17 Contracted orthodontic activity (UOA)	0
Carry forward orthodontic activity (UOA)	0
Baseline contract value	£11,712.29

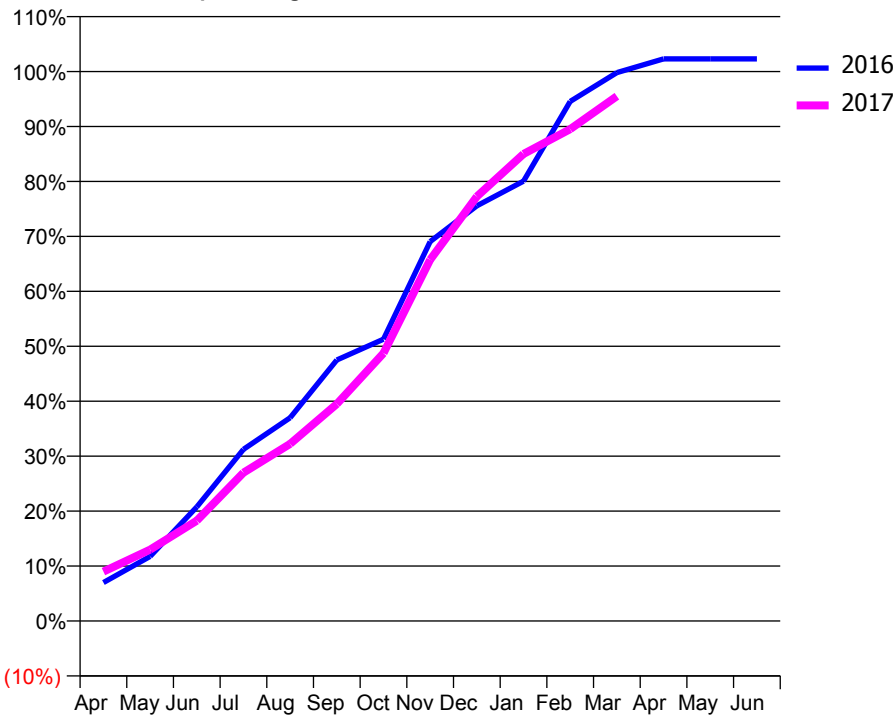
ACCESS*

Patients seen in 24 months	Total	Change since previous quarter
Quarter ending March 2016	180	
Quarter ending June 2016	179	→
Quarter ending September 2016	179	→
Quarter ending December 2016	178	→
Quarter ending March 2017	166	↓
Variance since March 2016	(7.8%)	↓



ACTIVITY

Cumulative percentage of contracted UDA delivered 2016 & 2017



Month	Adjusted Scheduled Activity (UDA)	
	2016	2017
April	28	36
May	47	52
June	83	73
July	125	108
August	148	129
September	190	158
October	205	195
November	276	263
December	302	309
January	320	340
February	378	358
March	399	382
April	409	
May	409	
June	409	

QUALITY

	Quantity	Base Number	Contract	AT	Region	England
% of FP17s for the same patient ID Re-attending within 3 months - Children	8	229	3.5%	10.5%	13.3%	12.3%
% of FP17s for the same patient ID Re-attending within 3 months - Adults	0	0	N/A	15.4%	17.3%	16.7%
% of FP17s for the same patient ID Re-attending between 3 & 9 months - Children	162	229	70.7%	58.5%	58.9%	57.6%
% of FP17s for the same patient ID Re-attending between 3 & 9 months - Adults	0	0	N/A	52.3%	52.2%	50.1%
% of FP17s for Band 1 Urgent Courses	0	221	0.0%	7.7%	9.2%	9.1%
% of FP17s Relating to Free Repair or Replacements	0	221	0.0%	1.3%	1.0%	0.8%
% of FP17s Relating to Continuations	0	221	0.0%	1.6%	1.4%	1.2%
% of Patients satisfied with the dentistry they have received	1	1	N/A	94.2%	93.1%	92.8%
% of Patients satisfied with the time they had to wait for an appointment	1	1	N/A	88.8%	89.5%	88.7%

* This is based on patients treated on this contract for their most recent course of treatment. Figures in italics indicate the base number of FP17s or Patient Questionnaire responses are less than 100. N/A is shown where the base number of responses is less than 10 during the period. % is calculated as Quantity/Base number*100

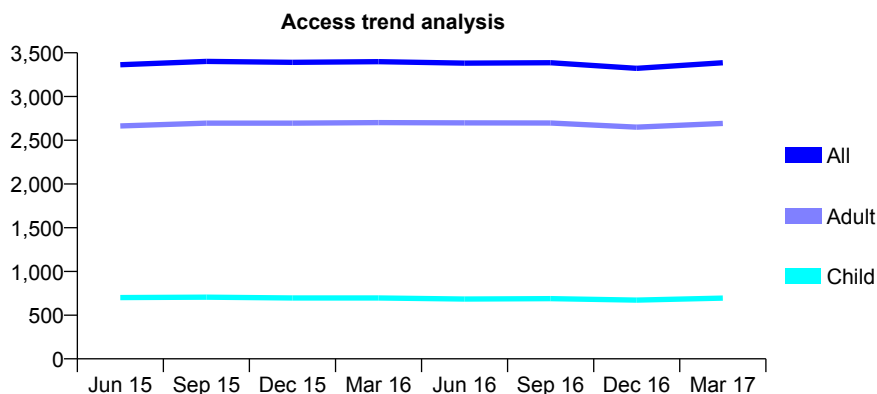
Q51 - Vital Signs At a Glance Contract Report for 568465/0001 - March 2017

Name or company name	MR MB PERCIVAL
Contract type name	GDS Contract
Purpose of contract	General
Contract start date	01/04/2006
Contract end date	

16/17 Contracted general activity (UDA)	9,722
Carry forward general activity (UDA)	0
16/17 Contracted orthodontic activity (UOA)	0
Carry forward orthodontic activity (UOA)	0
Baseline contract value	£291,875.60

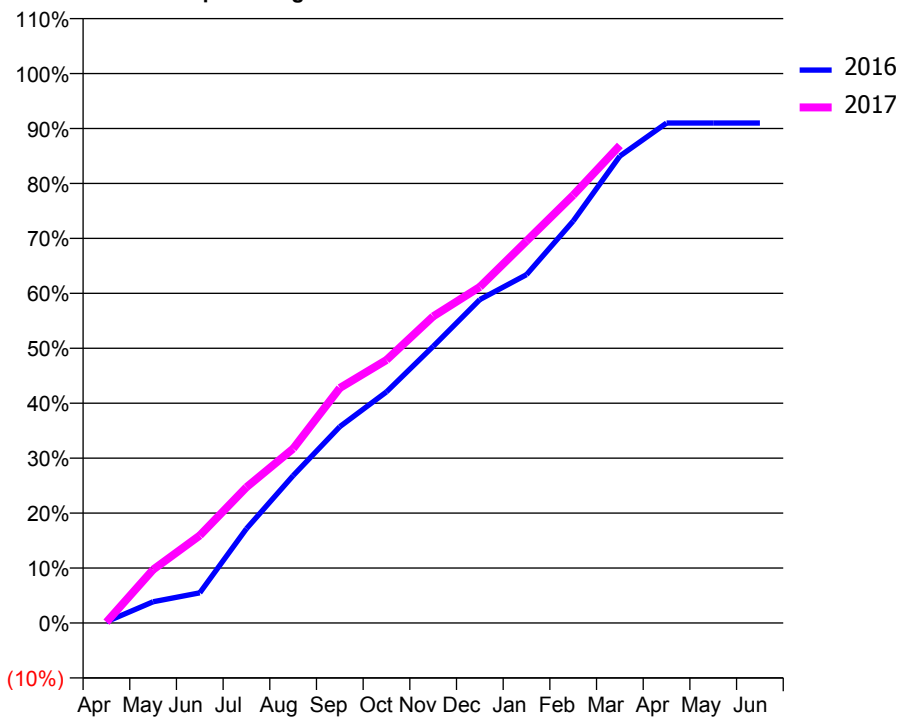
ACCESS*

Patients seen in 24 months	Total	Change since previous quarter
Quarter ending March 2016	3,398	
Quarter ending June 2016	3,382	→
Quarter ending September 2016	3,386	→
Quarter ending December 2016	3,322	↓
Quarter ending March 2017	3,387	→
Variance since March 2016	(0.3%)	→



ACTIVITY

Cumulative percentage of contracted UDA delivered 2016 & 2017



Month	Adjusted Scheduled Activity (UDA)	
	2016	2017
April	21	15
May	376	946
June	535	1,549
July	1,670	2,404
August	2,608	3,085
September	3,473	4,158
October	4,089	4,654
November	4,894	5,426
December	5,723	5,947
January	6,164	6,759
February	7,113	7,569
March	8,260	8,449
April	8,847	
May	8,847	
June	8,847	

QUALITY

	Quantity	Base Number	Contract	AT	Region	England
% of FP17s for the same patient ID Re-attending within 3 months - Children	56	918	6.1%	10.5%	13.3%	12.3%
% of FP17s for the same patient ID Re-attending within 3 months - Adults	570	3,822	14.9%	15.4%	17.3%	16.7%
% of FP17s for the same patient ID Re-attending between 3 & 9 months - Children	452	918	49.2%	58.5%	58.9%	57.6%
% of FP17s for the same patient ID Re-attending between 3 & 9 months - Adults	2,125	3,822	55.6%	52.3%	52.2%	50.1%
% of FP17s for Band 1 Urgent Courses	275	4,456	6.2%	7.7%	9.2%	9.1%
% of FP17s Relating to Free Repair or Replacements	20	4,456	0.4%	1.3%	1.0%	0.8%
% of FP17s Relating to Continuations	94	4,456	2.1%	1.6%	1.4%	1.2%
% of Patients satisfied with the dentistry they have received	22	24	91.7%	94.2%	93.1%	92.8%
% of Patients satisfied with the time they had to wait for an appointment	22	24	91.7%	88.8%	89.5%	88.7%

* This is based on patients treated on this contract for their most recent course of treatment. Figures in italics indicate the base number of FP17s or Patient Questionnaire responses are less than 100. N/A is shown where the base number of responses is less than 10 during the period. % is calculated as Quantity/Base number*100

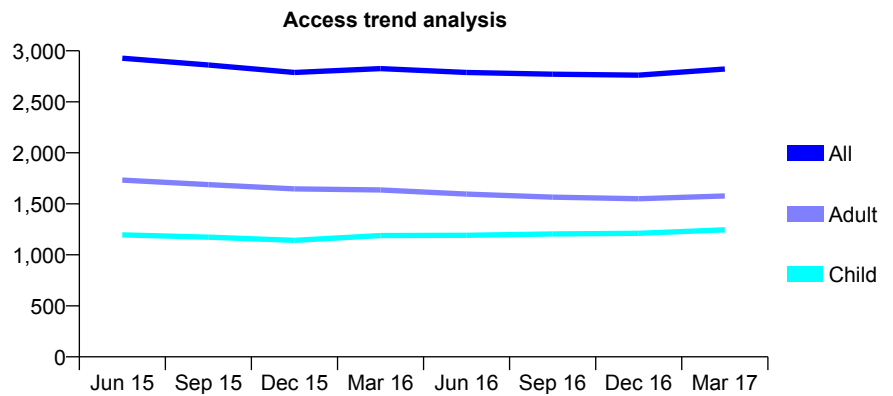
Q51 - Vital Signs At a Glance Contract Report for 572950/0001 - March 2017

Name or company name	MR R JOSEPH
Contract type name	GDS Contract
Purpose of contract	General
Contract start date	01/04/2006
Contract end date	

16/17 Contracted general activity (UDA)	9,012
Carry forward general activity (UDA)	278
16/17 Contracted orthodontic activity (UOA)	0
Carry forward orthodontic activity (UOA)	0
Baseline contract value	£280,785.77

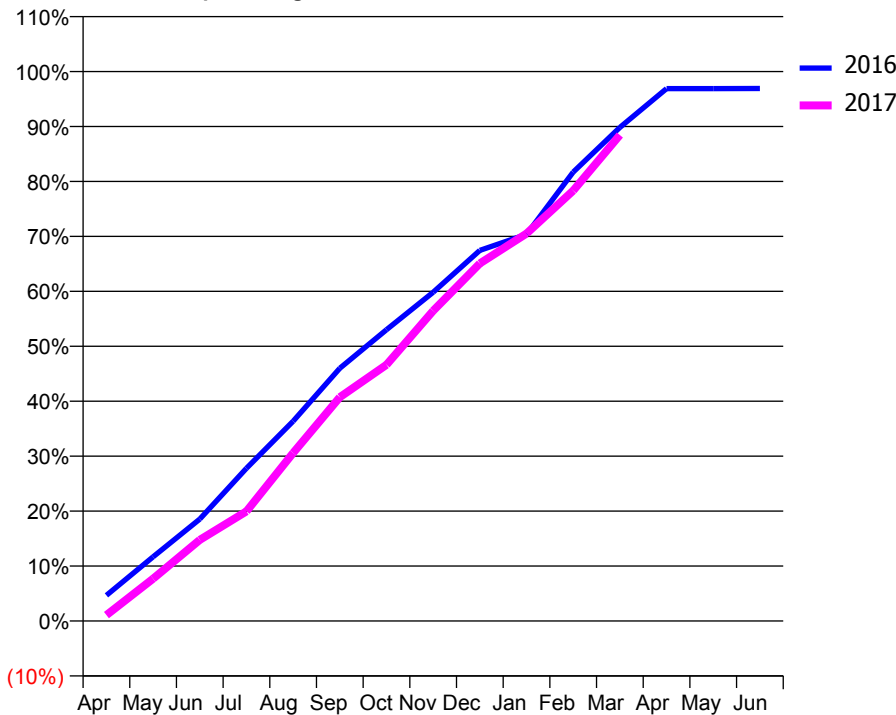
ACCESS*

Patients seen in 24 months	Total	Change since previous quarter
Quarter ending March 2016	2,825	
Quarter ending June 2016	2,787	↓
Quarter ending September 2016	2,770	→
Quarter ending December 2016	2,761	→
Quarter ending March 2017	2,822	↑
Variance since March 2016	(0.1%)	→



ACTIVITY

Cumulative percentage of contracted UDA delivered 2016 & 2017



Month	Adjusted Scheduled Activity (UDA)	
	2016	2017
April	422	97
May	1,053	695
June	1,673	1,331
July	2,505	1,798
August	3,276	2,756
September	4,145	3,671
October	4,777	4,202
November	5,391	5,087
December	6,079	5,864
January	6,340	6,354
February	7,363	7,059
March	8,094	7,971
April	8,730	
May	8,732	
June	8,733	

QUALITY

	Quantity	Base Number	Contract	AT	Region	England
% of FP17s for the same patient ID Re-attending within 3 months - Children	157	1,604	9.8%	10.5%	13.3%	12.3%
% of FP17s for the same patient ID Re-attending within 3 months - Adults	414	2,202	18.8%	15.4%	17.3%	16.7%
% of FP17s for the same patient ID Re-attending between 3 & 9 months - Children	741	1,604	46.2%	58.5%	58.9%	57.6%
% of FP17s for the same patient ID Re-attending between 3 & 9 months - Adults	1,094	2,202	49.7%	52.3%	52.2%	50.1%
% of FP17s for Band 1 Urgent Courses	206	3,570	5.8%	7.7%	9.2%	9.1%
% of FP17s Relating to Free Repair or Replacements	82	3,570	2.3%	1.3%	1.0%	0.8%
% of FP17s Relating to Continuations	76	3,570	2.1%	1.6%	1.4%	1.2%
% of Patients satisfied with the dentistry they have received	5	5	N/A	94.2%	93.1%	92.8%
% of Patients satisfied with the time they had to wait for an appointment	5	5	N/A	88.8%	89.5%	88.7%

* This is based on patients treated on this contract for their most recent course of treatment. Figures in italics indicate the base number of FP17s or Patient Questionnaire responses are less than 100. N/A is shown where the base number of responses is less than 10 during the period. % is calculated as Quantity/Base number*100

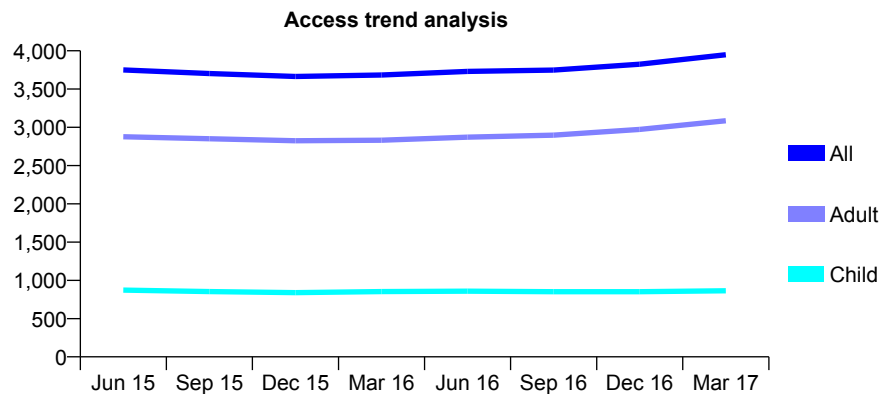
Q51 - Vital Signs At a Glance Contract Report for 572950/0002 - March 2017

Name or company name	MR R JOSEPH
Contract type name	GDS Contract
Purpose of contract	General
Contract start date	01/04/2006
Contract end date	

16/17 Contracted general activity (UDA)	12,000
Carry forward general activity (UDA)	412
16/17 Contracted orthodontic activity (UOA)	0
Carry forward orthodontic activity (UOA)	0
Baseline contract value	£393,775.08

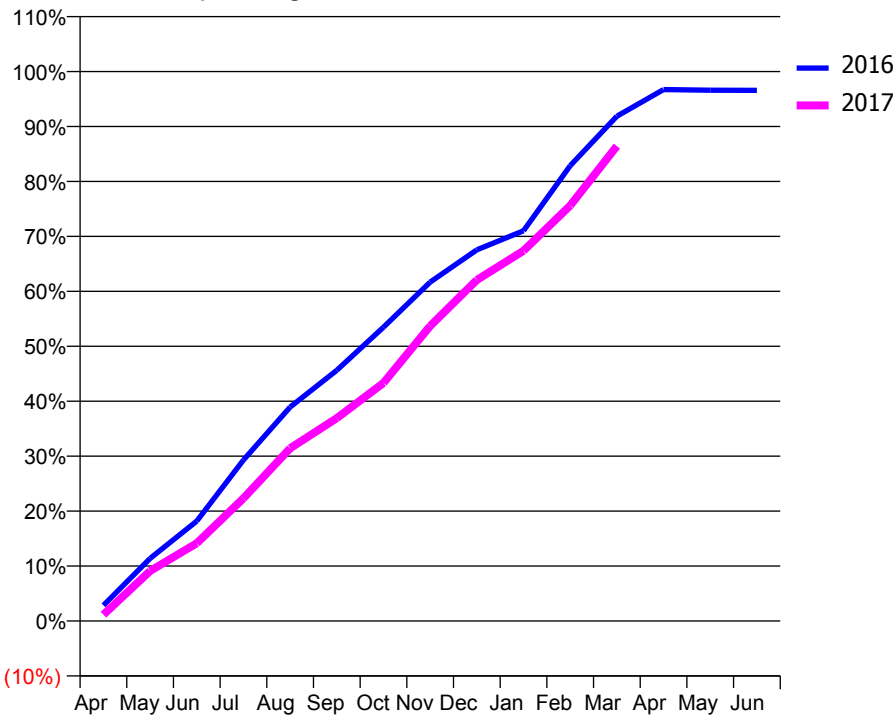
ACCESS*

Patients seen in 24 months	Total	Change since previous quarter
Quarter ending March 2016	3,684	
Quarter ending June 2016	3,730	→
Quarter ending September 2016	3,749	→
Quarter ending December 2016	3,824	↑
Quarter ending March 2017	3,949	↑
Variance since March 2016	7.2%	↑



ACTIVITY

Cumulative percentage of contracted UDA delivered 2016 & 2017



Month	Adjusted Scheduled Activity (UDA)	
	2016	2017
April	343	137
May	1,368	1,093
June	2,184	1,700
July	3,516	2,680
August	4,671	3,771
September	5,475	4,430
October	6,416	5,200
November	7,400	6,442
December	8,105	7,447
January	8,523	8,086
February	9,944	9,071
March	11,024	10,372
April	11,606	
May	11,592	
June	11,588	

QUALITY

	Quantity	Base Number	Contract	AT	Region	England
% of FP17s for the same patient ID Re-attending within 3 months - Children	112	1,368	8.2%	10.5%	13.3%	12.3%
% of FP17s for the same patient ID Re-attending within 3 months - Adults	551	4,547	12.1%	15.4%	17.3%	16.7%
% of FP17s for the same patient ID Re-attending between 3 & 9 months - Children	779	1,368	56.9%	58.5%	58.9%	57.6%
% of FP17s for the same patient ID Re-attending between 3 & 9 months - Adults	2,490	4,547	54.8%	52.3%	52.2%	50.1%
% of FP17s for Band 1 Urgent Courses	434	5,595	7.8%	7.7%	9.2%	9.1%
% of FP17s Relating to Free Repair or Replacements	165	5,595	2.9%	1.3%	1.0%	0.8%
% of FP17s Relating to Continuations	66	5,595	1.2%	1.6%	1.4%	1.2%
% of Patients satisfied with the dentistry they have received	9	9	N/A	94.2%	93.1%	92.8%
% of Patients satisfied with the time they had to wait for an appointment	9	9	N/A	88.8%	89.5%	88.7%

* This is based on patients treated on this contract for their most recent course of treatment. Figures in italics indicate the base number of FP17s or Patient Questionnaire responses are less than 100. N/A is shown where the base number of responses is less than 10 during the period. % is calculated as Quantity/Base number*100

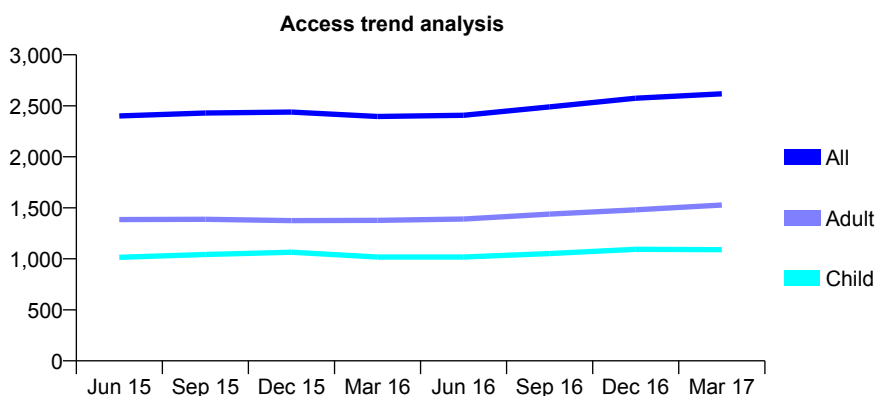
Q51 - Vital Signs At a Glance Contract Report for 572950/0004 - March 2017

Name or company name	MR R JOSEPH
Contract type name	GDS Contract
Purpose of contract	General
Contract start date	01/04/2006
Contract end date	

16/17 Contracted general activity (UDA)	9,500
Carry forward general activity (UDA)	0
16/17 Contracted orthodontic activity (UOA)	0
Carry forward orthodontic activity (UOA)	0
Baseline contract value	£328,705.41

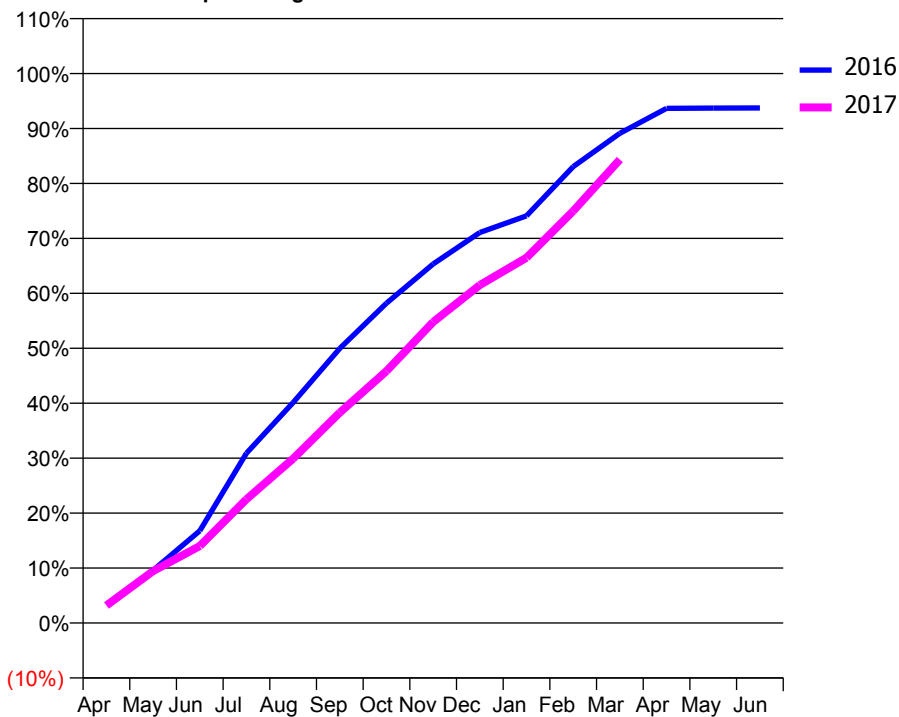
ACCESS*

Patients seen in 24 months	Total	Change since previous quarter
Quarter ending March 2016	2,395	
Quarter ending June 2016	2,407	→
Quarter ending September 2016	2,489	↑
Quarter ending December 2016	2,575	↑
Quarter ending March 2017	2,618	→
Variance since March 2016	9.3%	↑



ACTIVITY

Cumulative percentage of contracted UDA delivered 2016 & 2017



Month	Adjusted Scheduled Activity (UDA)	
	2016	2017
April	322	303
May	912	897
June	1,594	1,332
July	2,935	2,140
August	3,811	2,841
September	4,749	3,638
October	5,530	4,356
November	6,207	5,203
December	6,752	5,842
January	7,040	6,316
February	7,890	7,122
March	8,466	8,012
April	8,898	
May	8,903	
June	8,906	

QUALITY

	Quantity	Base Number	Contract	AT	Region	England
% of FP17s for the same patient ID Re-attending within 3 months - Children	153	1,661	9.2%	10.5%	13.3%	12.3%
% of FP17s for the same patient ID Re-attending within 3 months - Adults	351	2,116	16.6%	15.4%	17.3%	16.7%
% of FP17s for the same patient ID Re-attending between 3 & 9 months - Children	833	1,661	50.2%	58.5%	58.9%	57.6%
% of FP17s for the same patient ID Re-attending between 3 & 9 months - Adults	857	2,116	40.5%	52.3%	52.2%	50.1%
% of FP17s for Band 1 Urgent Courses	655	3,595	18.2%	7.7%	9.2%	9.1%
% of FP17s Relating to Free Repair or Replacements	83	3,595	2.3%	1.3%	1.0%	0.8%
% of FP17s Relating to Continuations	38	3,595	1.1%	1.6%	1.4%	1.2%
% of Patients satisfied with the dentistry they have received	2	2	N/A	94.2%	93.1%	92.8%
% of Patients satisfied with the time they had to wait for an appointment	2	2	N/A	88.8%	89.5%	88.7%

* This is based on patients treated on this contract for their most recent course of treatment. Figures in italics indicate the base number of FP17s or Patient Questionnaire responses are less than 100. N/A is shown where the base number of responses is less than 10 during the period. % is calculated as Quantity/Base number*100

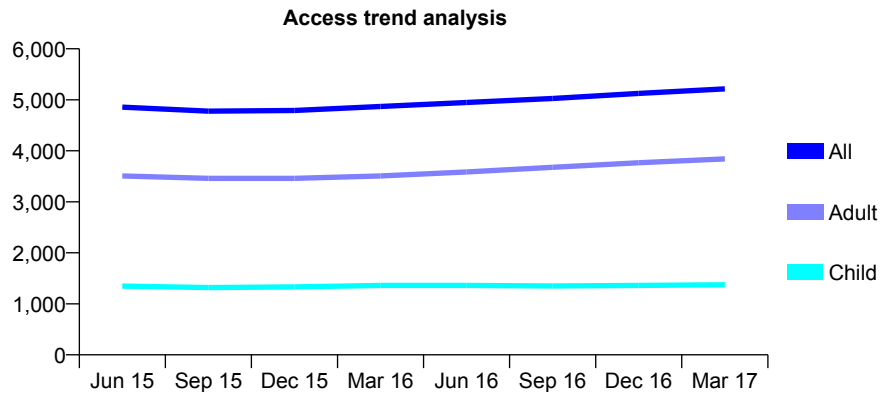
Q51 - Vital Signs At a Glance Contract Report for 572950/0005 - March 2017

Name or company name	MR R JOSEPH
Contract type name	GDS Contract
Purpose of contract	General
Contract start date	01/04/2007
Contract end date	

16/17 Contracted general activity (UDA)	17,802
Carry forward general activity (UDA)	638
16/17 Contracted orthodontic activity (UOA)	0
Carry forward orthodontic activity (UOA)	0
Baseline contract value	£499,131.19

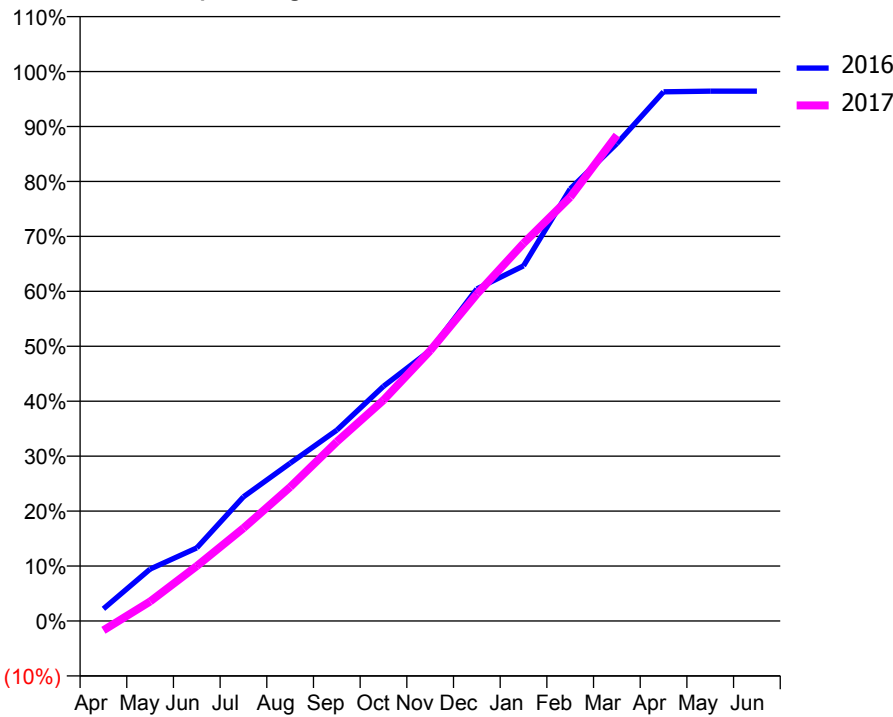
ACCESS*

Patients seen in 24 months	Total	Change since previous quarter
Quarter ending March 2016	4,868	
Quarter ending June 2016	4,947	→
Quarter ending September 2016	5,027	→
Quarter ending December 2016	5,126	→
Quarter ending March 2017	5,215	→
Variance since March 2016	7.1%	↑



ACTIVITY

Cumulative percentage of contracted UDA delivered 2016 & 2017



Month	Adjusted Scheduled Activity (UDA)	
	2016	2017
April	395	-303
May	1,682	633
June	2,371	1,781
July	4,026	3,007
August	5,114	4,341
September	6,185	5,806
October	7,606	7,157
November	8,768	8,760
December	10,759	10,592
January	11,504	12,237
February	14,000	13,731
March	15,468	15,739
April	17,144	
May	17,163	
June	17,164	

QUALITY

	Quantity	Base Number	Contract	AT	Region	England
% of FP17s for the same patient ID Re-attending within 3 months - Children	238	2,362	10.1%	10.5%	13.3%	12.3%
% of FP17s for the same patient ID Re-attending within 3 months - Adults	976	6,171	15.8%	15.4%	17.3%	16.7%
% of FP17s for the same patient ID Re-attending between 3 & 9 months - Children	1,376	2,362	58.3%	58.5%	58.9%	57.6%
% of FP17s for the same patient ID Re-attending between 3 & 9 months - Adults	3,526	6,171	57.1%	52.3%	52.2%	50.1%
% of FP17s for Band 1 Urgent Courses	659	7,362	9.0%	7.7%	9.2%	9.1%
% of FP17s Relating to Free Repair or Replacements	116	7,362	1.6%	1.3%	1.0%	0.8%
% of FP17s Relating to Continuations	46	7,362	0.6%	1.6%	1.4%	1.2%
% of Patients satisfied with the dentistry they have received	9	10	90.0%	94.2%	93.1%	92.8%
% of Patients satisfied with the time they had to wait for an appointment	7	10	70.0%	88.8%	89.5%	88.7%

* This is based on patients treated on this contract for their most recent course of treatment. Figures in italics indicate the base number of FP17s or Patient Questionnaire responses are less than 100. N/A is shown where the base number of responses is less than 10 during the period. % is calculated as Quantity/Base number*100

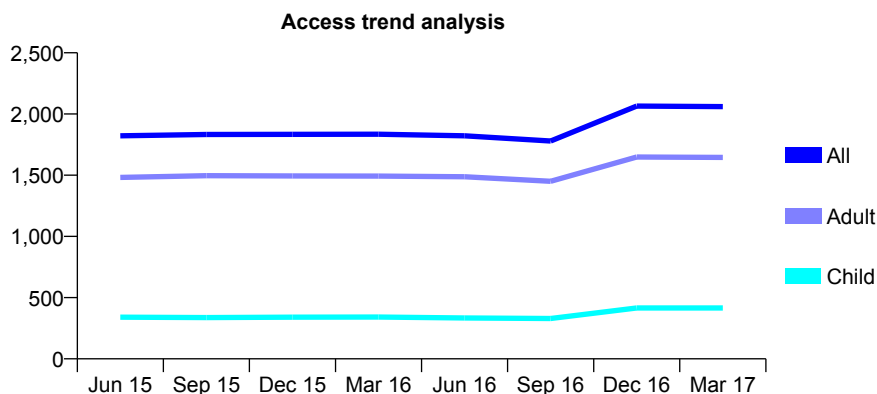
Q51 - Vital Signs At a Glance Contract Report for 620637/0001 - March 2017

Name or company name	MR H McWilliam
Contract type name	GDS Contract
Purpose of contract	General
Contract start date	01/04/2006
Contract end date	

16/17 Contracted general activity (UDA)	5,337
Carry forward general activity (UDA)	-29
16/17 Contracted orthodontic activity (UOA)	0
Carry forward orthodontic activity (UOA)	0
Baseline contract value	£151,026.06

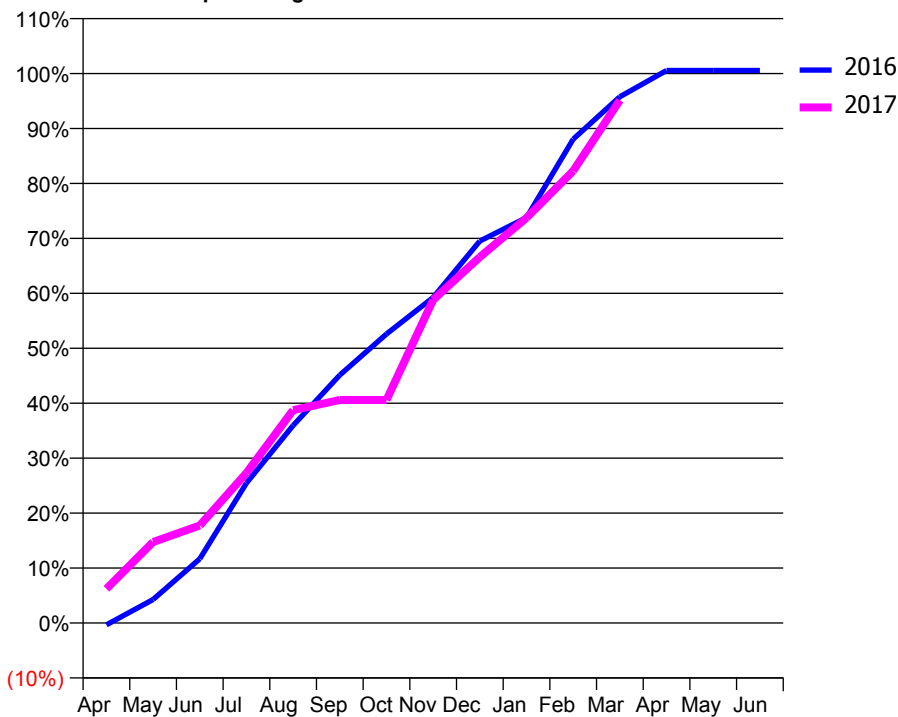
ACCESS*

Patients seen in 24 months	Total	Change since previous quarter
Quarter ending March 2016	1,835	
Quarter ending June 2016	1,822	→
Quarter ending September 2016	1,779	↓
Quarter ending December 2016	2,065	↑
Quarter ending March 2017	2,061	→
Variance since March 2016	12.3%	↑



ACTIVITY

Cumulative percentage of contracted UDA delivered 2016 & 2017



Month	Adjusted Scheduled Activity (UDA)	
	2016	2017
April	-19	332
May	228	787
June	624	947
July	1,359	1,458
August	1,919	2,068
September	2,408	2,167
October	2,807	2,167
November	3,163	3,139
December	3,710	3,555
January	3,938	3,936
February	4,699	4,391
March	5,111	5,078
April	5,366	
May	5,366	
June	5,366	

QUALITY

	Quantity	Base Number	Contract	AT	Region	England
% of FP17s for the same patient ID Re-attending within 3 months - Children	26	623	4.2%	10.5%	13.3%	12.3%
% of FP17s for the same patient ID Re-attending within 3 months - Adults	206	2,103	9.8%	15.4%	17.3%	16.7%
% of FP17s for the same patient ID Re-attending between 3 & 9 months - Children	336	623	53.9%	58.5%	58.9%	57.6%
% of FP17s for the same patient ID Re-attending between 3 & 9 months - Adults	779	2,103	37.0%	52.3%	52.2%	50.1%
% of FP17s for Band 1 Urgent Courses	99	2,621	3.8%	7.7%	9.2%	9.1%
% of FP17s Relating to Free Repair or Replacements	10	2,621	0.4%	1.3%	1.0%	0.8%
% of FP17s Relating to Continuations	33	2,621	1.3%	1.6%	1.4%	1.2%
% of Patients satisfied with the dentistry they have received	3	3	N/A	94.2%	93.1%	92.8%
% of Patients satisfied with the time they had to wait for an appointment	3	3	N/A	88.8%	89.5%	88.7%

* This is based on patients treated on this contract for their most recent course of treatment. Figures in italics indicate the base number of FP17s or Patient Questionnaire responses are less than 100. N/A is shown where the base number of responses is less than 10 during the period. % is calculated as Quantity/Base number*100

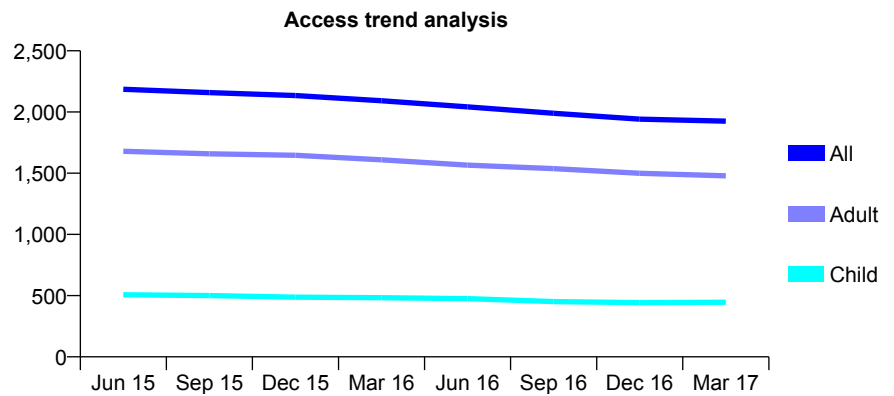
Q51 - Vital Signs At a Glance Contract Report for 638714/0001 - March 2017

Name or company name	MR JA STOREY
Contract type name	GDS Contract
Purpose of contract	General
Contract start date	01/04/2006
Contract end date	

16/17 Contracted general activity (UDA)	7,500
Carry forward general activity (UDA)	0
16/17 Contracted orthodontic activity (UOA)	0
Carry forward orthodontic activity (UOA)	0
Baseline contract value	£212,250.00

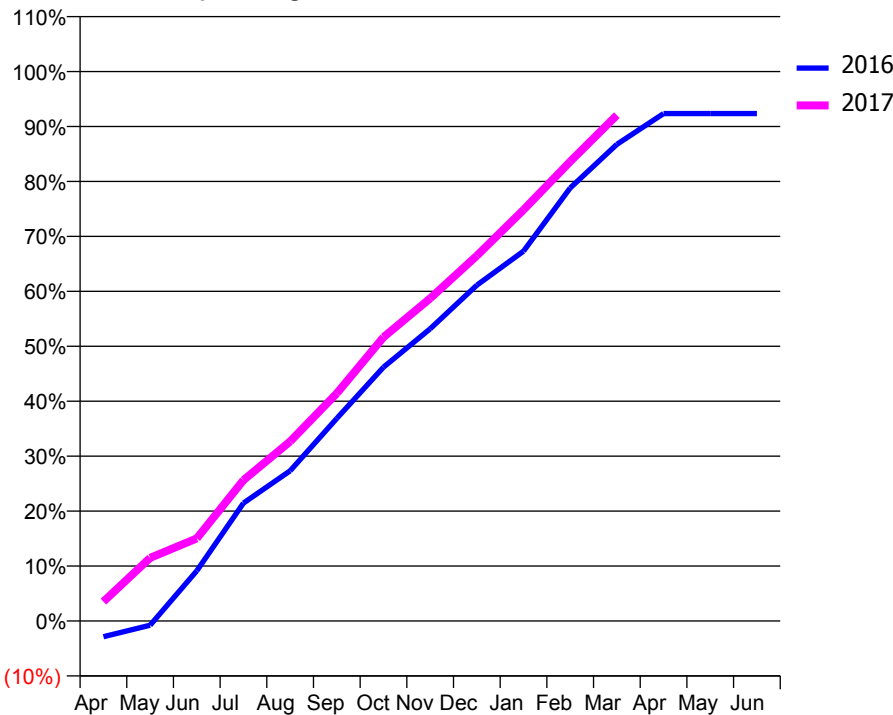
ACCESS*

Patients seen in 24 months	Total	Change since previous quarter
Quarter ending March 2016	2,092	
Quarter ending June 2016	2,042	↓
Quarter ending September 2016	1,990	↓
Quarter ending December 2016	1,942	↓
Quarter ending March 2017	1,925	→
Variance since March 2016	(8.0%)	↓



ACTIVITY

Cumulative percentage of contracted UDA delivered 2016 & 2017



Month	Adjusted Scheduled Activity (UDA)	
	2016	2017
April	-223	264
May	-61	861
June	708	1,127
July	1,663	1,923
August	2,118	2,450
September	2,858	3,108
October	3,580	3,874
November	4,121	4,404
December	4,736	4,985
January	5,216	5,612
February	6,107	6,270
March	6,723	6,904
April	7,157	
May	7,157	
June	7,157	

QUALITY

	Quantity	Base Number	Contract	AT	Region	England
% of FP17s for the same patient ID Re-attending within 3 months - Children	39	839	4.6%	10.5%	13.3%	12.3%
% of FP17s for the same patient ID Re-attending within 3 months - Adults	404	2,648	15.3%	15.4%	17.3%	16.7%
% of FP17s for the same patient ID Re-attending between 3 & 9 months - Children	650	839	77.5%	58.5%	58.9%	57.6%
% of FP17s for the same patient ID Re-attending between 3 & 9 months - Adults	1,733	2,648	65.4%	52.3%	52.2%	50.1%
% of FP17s for Band 1 Urgent Courses	179	3,297	5.4%	7.7%	9.2%	9.1%
% of FP17s Relating to Free Repair or Replacements	42	3,297	1.3%	1.3%	1.0%	0.8%
% of FP17s Relating to Continuations	101	3,297	3.1%	1.6%	1.4%	1.2%
% of Patients satisfied with the dentistry they have received	2	3	N/A	94.2%	93.1%	92.8%
% of Patients satisfied with the time they had to wait for an appointment	2	3	N/A	88.8%	89.5%	88.7%

* This is based on patients treated on this contract for their most recent course of treatment. Figures in italics indicate the base number of FP17s or Patient Questionnaire responses are less than 100. N/A is shown where the base number of responses is less than 10 during the period. % is calculated as Quantity/Base number*100

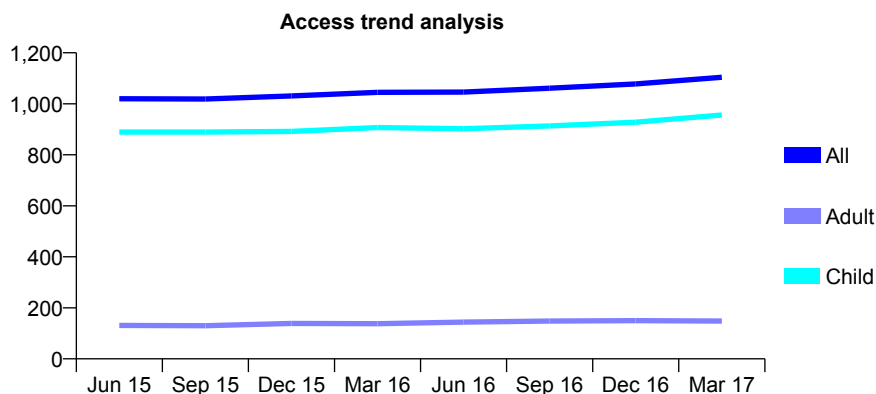
Q51 - Vital Signs At a Glance Contract Report for 643300/0001 - March 2017

Name or company name	MR DM HILTON
Contract type name	GDS Contract
Purpose of contract	General
Contract start date	01/04/2006
Contract end date	

16/17 Contracted general activity (UDA)	2,856
Carry forward general activity (UDA)	0
16/17 Contracted orthodontic activity (UOA)	0
Carry forward orthodontic activity (UOA)	0
Baseline contract value	£78,773.46

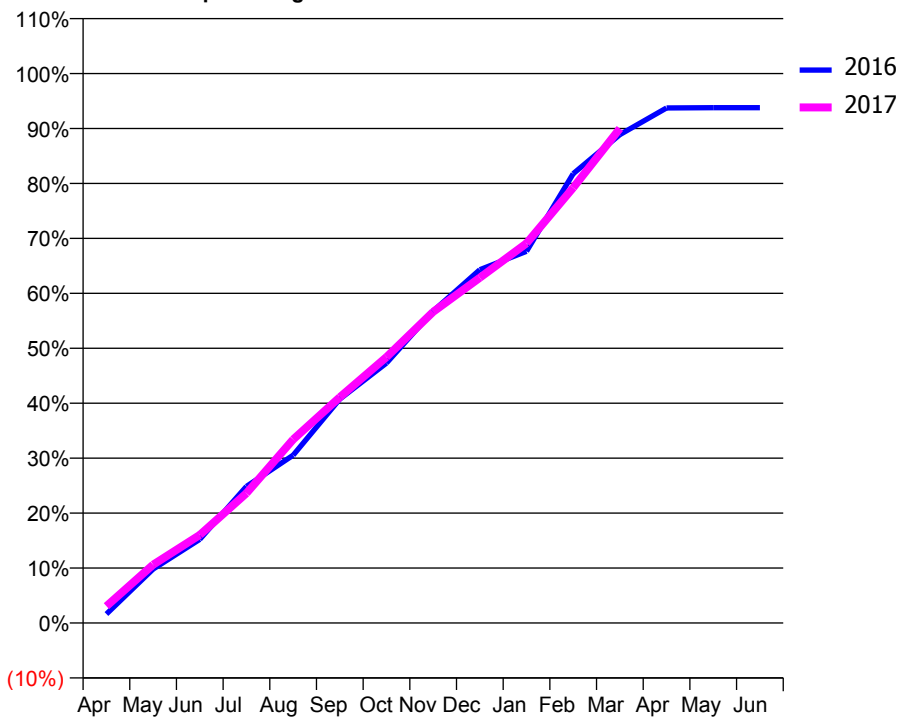
ACCESS*

Patients seen in 24 months	Total	Change since previous quarter
Quarter ending March 2016	1,045	
Quarter ending June 2016	1,046	→
Quarter ending September 2016	1,061	→
Quarter ending December 2016	1,078	→
Quarter ending March 2017	1,104	↑
Variance since March 2016	5.6%	↑



ACTIVITY

Cumulative percentage of contracted UDA delivered 2016 & 2017



Month	Adjusted Scheduled Activity (UDA)	
	2016	2017
April	47	88
May	280	303
June	435	458
July	710	675
August	872	954
September	1,164	1,174
October	1,351	1,382
November	1,621	1,617
December	1,836	1,794
January	1,932	1,973
February	2,335	2,262
March	2,538	2,570
April	2,677	
May	2,678	
June	2,678	

QUALITY

	Quantity	Base Number	Contract	AT	Region	England
% of FP17s for the same patient ID Re-attending within 3 months - Children	129	1,804	7.2%	10.5%	13.3%	12.3%
% of FP17s for the same patient ID Re-attending within 3 months - Adults	14	111	12.6%	15.4%	17.3%	16.7%
% of FP17s for the same patient ID Re-attending between 3 & 9 months - Children	1,326	1,804	73.5%	58.5%	58.9%	57.6%
% of FP17s for the same patient ID Re-attending between 3 & 9 months - Adults	74	111	66.7%	52.3%	52.2%	50.1%
% of FP17s for Band 1 Urgent Courses	2	1,819	0.1%	7.7%	9.2%	9.1%
% of FP17s Relating to Free Repair or Replacements	0	1,819	0.0%	1.3%	1.0%	0.8%
% of FP17s Relating to Continuations	0	1,819	0.0%	1.6%	1.4%	1.2%
% of Patients satisfied with the dentistry they have received	2	2	N/A	94.2%	93.1%	92.8%
% of Patients satisfied with the time they had to wait for an appointment	2	2	N/A	88.8%	89.5%	88.7%

* This is based on patients treated on this contract for their most recent course of treatment. Figures in italics indicate the base number of FP17s or Patient Questionnaire responses are less than 100. N/A is shown where the base number of responses is less than 10 during the period. % is calculated as Quantity/Base number*100

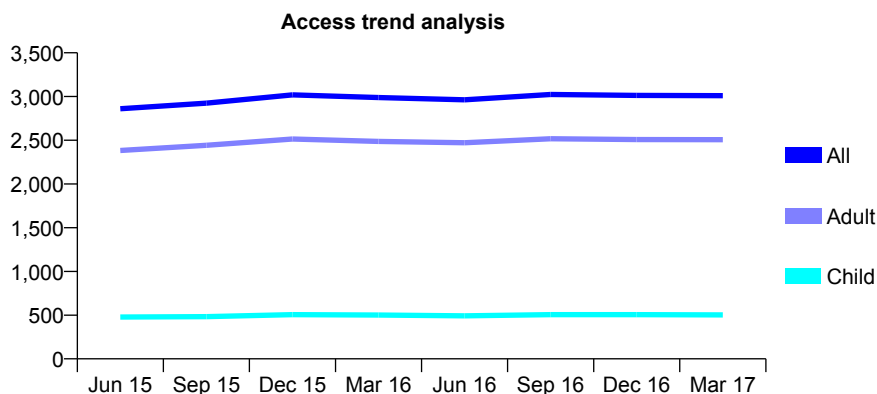
Q51 - Vital Signs At a Glance Contract Report for 648566/0001 - March 2017

Name or company name	MR MM HOOPER
Contract type name	GDS Contract
Purpose of contract	General
Contract start date	01/04/2006
Contract end date	

16/17 Contracted general activity (UDA)	7,935
Carry forward general activity (UDA)	0
16/17 Contracted orthodontic activity (UOA)	0
Carry forward orthodontic activity (UOA)	0
Baseline contract value	£224,519.75

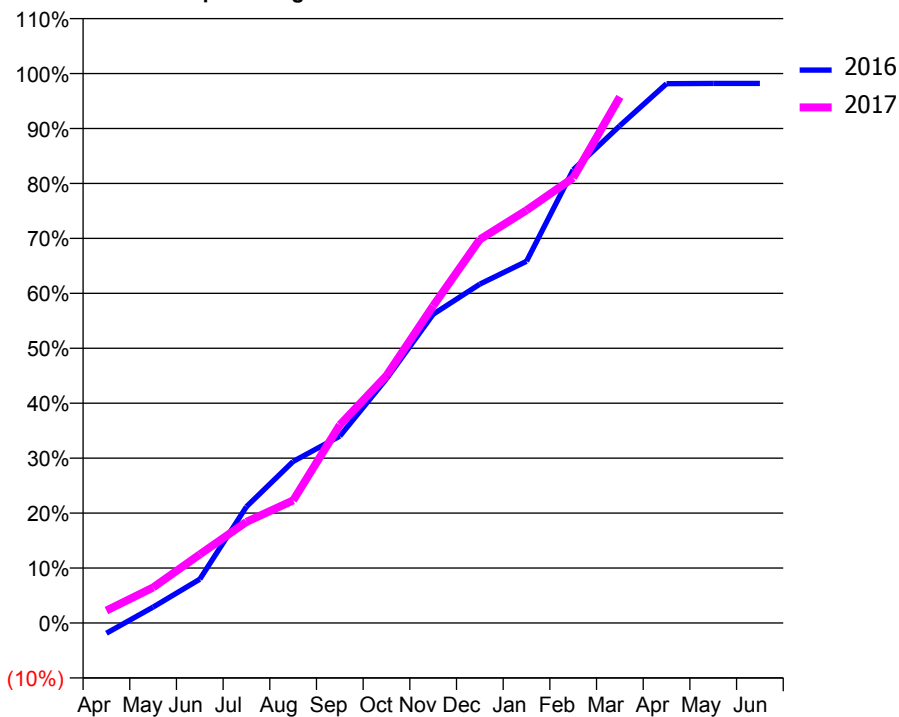
ACCESS*

Patients seen in 24 months	Total	Change since previous quarter
Quarter ending March 2016	2,988	
Quarter ending June 2016	2,963	→
Quarter ending September 2016	3,023	↑
Quarter ending December 2016	3,013	→
Quarter ending March 2017	3,009	→
Variance since March 2016	0.7%	→



ACTIVITY

Cumulative percentage of contracted UDA delivered 2016 & 2017



Month	Adjusted Scheduled Activity (UDA)	
	2016	2017
April	-150	181
May	230	514
June	632	990
July	1,680	1,461
August	2,332	1,771
September	2,700	2,861
October	3,526	3,572
November	4,458	4,581
December	4,893	5,539
January	5,223	5,961
February	6,545	6,428
March	7,181	7,598
April	7,788	
May	7,791	
June	7,791	

QUALITY

	Quantity	Base Number	Contract	AT	Region	England
% of FP17s for the same patient ID Re-attending within 3 months - Children	74	837	8.8%	10.5%	13.3%	12.3%
% of FP17s for the same patient ID Re-attending within 3 months - Adults	395	3,814	10.4%	15.4%	17.3%	16.7%
% of FP17s for the same patient ID Re-attending between 3 & 9 months - Children	483	837	57.7%	58.5%	58.9%	57.6%
% of FP17s for the same patient ID Re-attending between 3 & 9 months - Adults	1,672	3,814	43.8%	52.3%	52.2%	50.1%
% of FP17s for Band 1 Urgent Courses	1,099	4,315	25.5%	7.7%	9.2%	9.1%
% of FP17s Relating to Free Repair or Replacements	10	4,315	0.2%	1.3%	1.0%	0.8%
% of FP17s Relating to Continuations	23	4,315	0.5%	1.6%	1.4%	1.2%
% of Patients satisfied with the dentistry they have received	8	8	N/A	94.2%	93.1%	92.8%
% of Patients satisfied with the time they had to wait for an appointment	8	8	N/A	88.8%	89.5%	88.7%

* This is based on patients treated on this contract for their most recent course of treatment. Figures in italics indicate the base number of FP17s or Patient Questionnaire responses are less than 100. N/A is shown where the base number of responses is less than 10 during the period. % is calculated as Quantity/Base number*100

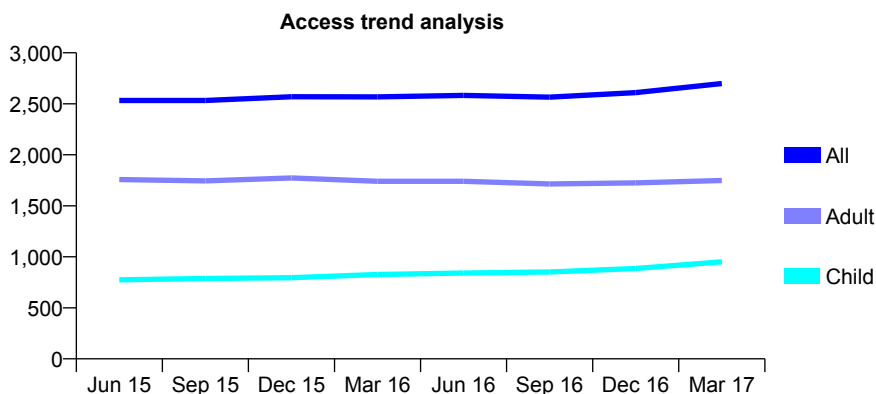
Q51 - Vital Signs At a Glance Contract Report for 648655/0004 - March 2017

Name or company name	MR JA GATUS
Contract type name	GDS Contract
Purpose of contract	General
Contract start date	01/04/2006
Contract end date	

16/17 Contracted general activity (UDA)	8,192
Carry forward general activity (UDA)	0
16/17 Contracted orthodontic activity (UOA)	0
Carry forward orthodontic activity (UOA)	0
Baseline contract value	£231,816.62

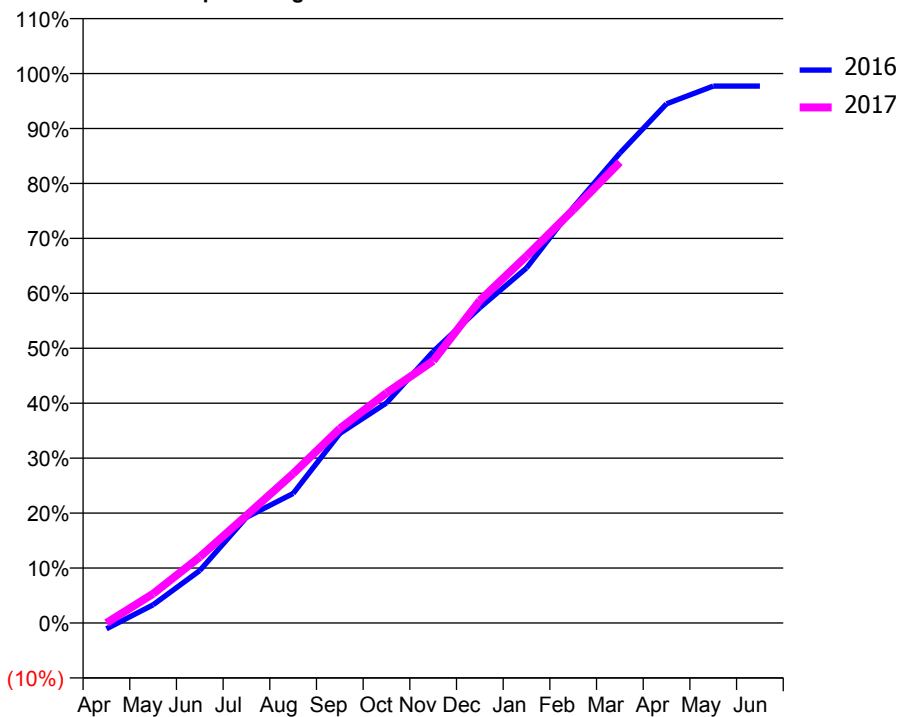
ACCESS*

Patients seen in 24 months	Total	Change since previous quarter
Quarter ending March 2016	2,568	
Quarter ending June 2016	2,582	→
Quarter ending September 2016	2,565	→
Quarter ending December 2016	2,610	→
Quarter ending March 2017	2,699	↑
Variance since March 2016	5.1%	↑



ACTIVITY

Cumulative percentage of contracted UDA delivered 2016 & 2017



Month	Adjusted Scheduled Activity (UDA)	
	2016	2017
April	-89	0
May	272	437
June	782	986
July	1,575	1,603
August	1,931	2,227
September	2,825	2,900
October	3,282	3,430
November	4,046	3,906
December	4,700	4,808
January	5,293	5,469
February	6,193	6,159
March	7,004	6,868
April	7,740	
May	8,005	
June	8,005	

QUALITY

	Quantity	Base Number	Contract	AT	Region	England
% of FP17s for the same patient ID Re-attending within 3 months - Children	114	1,542	7.4%	10.5%	13.3%	12.3%
% of FP17s for the same patient ID Re-attending within 3 months - Adults	399	2,770	14.4%	15.4%	17.3%	16.7%
% of FP17s for the same patient ID Re-attending between 3 & 9 months - Children	1,043	1,542	67.6%	58.5%	58.9%	57.6%
% of FP17s for the same patient ID Re-attending between 3 & 9 months - Adults	1,677	2,770	60.5%	52.3%	52.2%	50.1%
% of FP17s for Band 1 Urgent Courses	197	3,832	5.1%	7.7%	9.2%	9.1%
% of FP17s Relating to Free Repair or Replacements	14	3,832	0.4%	1.3%	1.0%	0.8%
% of FP17s Relating to Continuations	25	3,832	0.7%	1.6%	1.4%	1.2%
% of Patients satisfied with the dentistry they have received	9	9	N/A	94.2%	93.1%	92.8%
% of Patients satisfied with the time they had to wait for an appointment	9	9	N/A	88.8%	89.5%	88.7%

* This is based on patients treated on this contract for their most recent course of treatment. Figures in italics indicate the base number of FP17s or Patient Questionnaire responses are less than 100. N/A is shown where the base number of responses is less than 10 during the period. % is calculated as Quantity/Base number*100

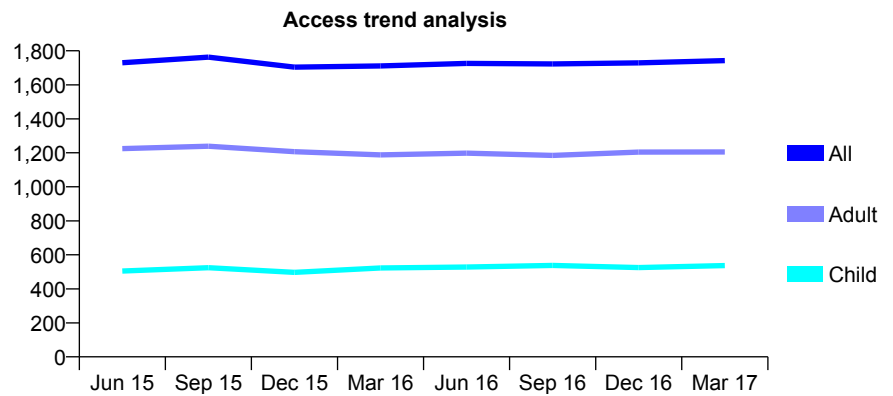
Q51 - Vital Signs At a Glance Contract Report for 657271/0001 - March 2017

Name or company name	MR IJ AL ZUBAIDI
Contract type name	GDS Contract
Purpose of contract	General
Contract start date	01/04/2006
Contract end date	

16/17 Contracted general activity (UDA)	5,584
Carry forward general activity (UDA)	-112
16/17 Contracted orthodontic activity (UOA)	0
Carry forward orthodontic activity (UOA)	0
Baseline contract value	£167,493.48

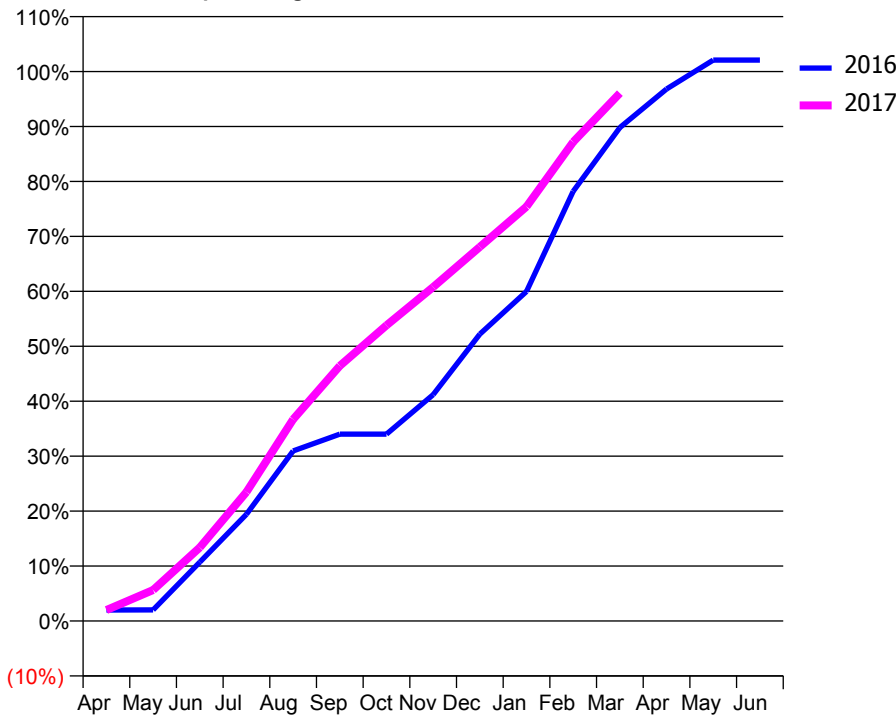
ACCESS*

Patients seen in 24 months	Total	Change since previous quarter
Quarter ending March 2016	1,711	
Quarter ending June 2016	1,726	→
Quarter ending September 2016	1,723	→
Quarter ending December 2016	1,729	→
Quarter ending March 2017	1,742	→
Variance since March 2016	1.8%	→



ACTIVITY

Cumulative percentage of contracted UDA delivered 2016 & 2017



Month	Adjusted Scheduled Activity (UDA)	
	2016	2017
April	112	112
May	113	314
June	599	748
July	1,085	1,311
August	1,728	2,050
September	1,900	2,592
October	1,900	3,004
November	2,301	3,394
December	2,915	3,801
January	3,349	4,211
February	4,367	4,868
March	5,014	5,364
April	5,406	
May	5,700	
June	5,700	

QUALITY

	Quantity	Base Number	Contract	AT	Region	England
% of FP17s for the same patient ID Re-attending within 3 months - Children	36	532	6.8%	10.5%	13.3%	12.3%
% of FP17s for the same patient ID Re-attending within 3 months - Adults	161	1,268	12.7%	15.4%	17.3%	16.7%
% of FP17s for the same patient ID Re-attending between 3 & 9 months - Children	160	532	30.1%	58.5%	58.9%	57.6%
% of FP17s for the same patient ID Re-attending between 3 & 9 months - Adults	382	1,268	30.1%	52.3%	52.2%	50.1%
% of FP17s for Band 1 Urgent Courses	120	1,560	7.7%	7.7%	9.2%	9.1%
% of FP17s Relating to Free Repair or Replacements	18	1,560	1.2%	1.3%	1.0%	0.8%
% of FP17s Relating to Continuations	26	1,560	1.7%	1.6%	1.4%	1.2%
% of Patients satisfied with the dentistry they have received	31	32	96.9%	94.2%	93.1%	92.8%
% of Patients satisfied with the time they had to wait for an appointment	22	32	68.8%	88.8%	89.5%	88.7%

* This is based on patients treated on this contract for their most recent course of treatment. Figures in italics indicate the base number of FP17s or Patient Questionnaire responses are less than 100. N/A is shown where the base number of responses is less than 10 during the period. % is calculated as Quantity/Base number*100

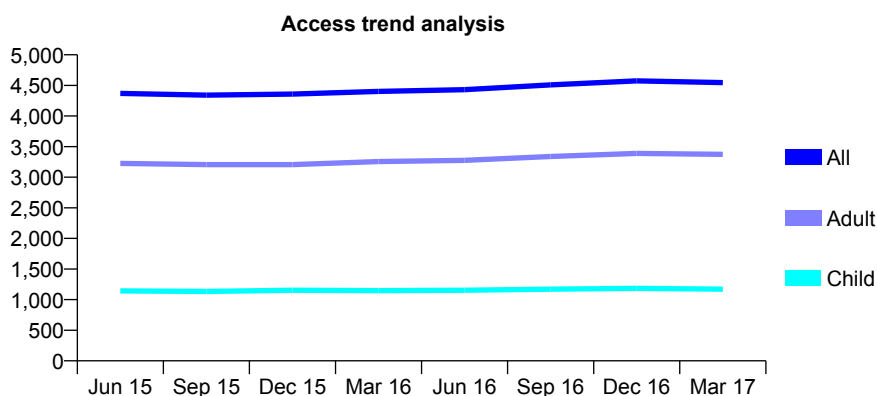
Q51 - Vital Signs At a Glance Contract Report for 661325/0001 - March 2017

Name or company name	MR S KHAZENIFAR
Contract type name	GDS Contract
Purpose of contract	General
Contract start date	01/04/2006
Contract end date	

16/17 Contracted general activity (UDA)	16,254
Carry forward general activity (UDA)	344
16/17 Contracted orthodontic activity (UOA)	0
Carry forward orthodontic activity (UOA)	0
Baseline contract value	£479,303.55

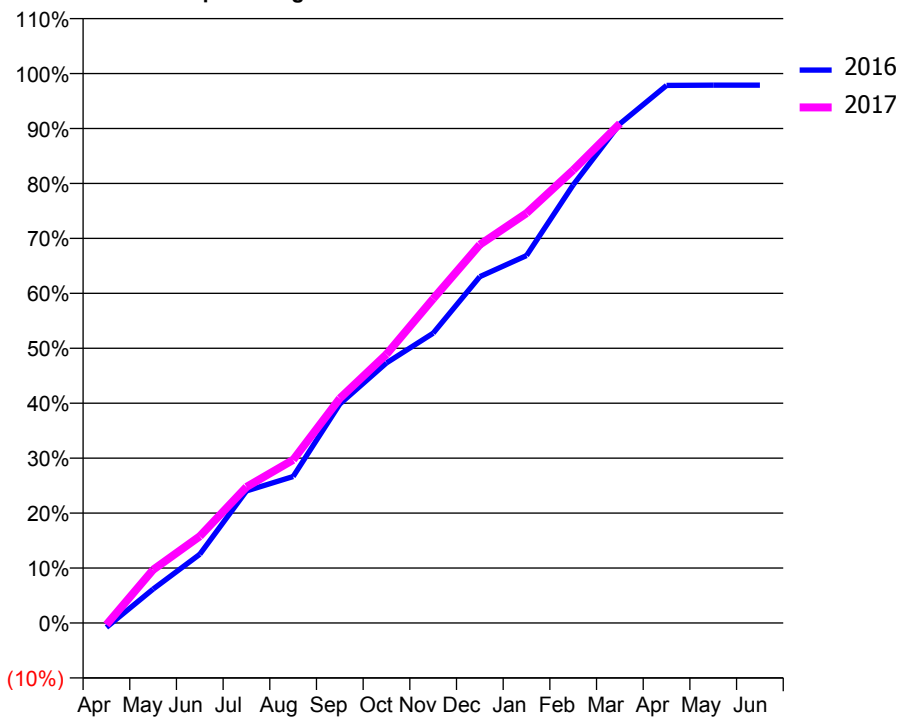
ACCESS*

Patients seen in 24 months	Total	Change since previous quarter
Quarter ending March 2016	4,403	
Quarter ending June 2016	4,430	→
Quarter ending September 2016	4,508	→
Quarter ending December 2016	4,573	→
Quarter ending March 2017	4,545	→
Variance since March 2016	3.2%	↑



ACTIVITY

Cumulative percentage of contracted UDA delivered 2016 & 2017



Adjusted Scheduled Activity (UDA)

Month	2016	2017
April	-132	-54
May	1,003	1,577
June	2,034	2,567
July	3,905	4,025
August	4,331	4,825
September	6,478	6,644
October	7,692	7,948
November	8,573	9,589
December	10,245	11,191
January	10,867	12,121
February	12,960	13,397
March	14,767	14,773
April	15,902	
May	15,910	
June	15,910	

QUALITY

	Quantity	Base Number	Contract	AT	Region	England
% of FP17s for the same patient ID Re-attending within 3 months - Children	271	1,821	14.9%	10.5%	13.3%	12.3%
% of FP17s for the same patient ID Re-attending within 3 months - Adults	1,039	5,139	20.2%	15.4%	17.3%	16.7%
% of FP17s for the same patient ID Re-attending between 3 & 9 months - Children	1,013	1,821	55.6%	58.5%	58.9%	57.6%
% of FP17s for the same patient ID Re-attending between 3 & 9 months - Adults	2,762	5,139	53.7%	52.3%	52.2%	50.1%
% of FP17s for Band 1 Urgent Courses	595	6,565	9.1%	7.7%	9.2%	9.1%
% of FP17s Relating to Free Repair or Replacements	103	6,565	1.6%	1.3%	1.0%	0.8%
% of FP17s Relating to Continuations	58	6,565	0.9%	1.6%	1.4%	1.2%
% of Patients satisfied with the dentistry they have received	10	11	90.9%	94.2%	93.1%	92.8%
% of Patients satisfied with the time they had to wait for an appointment	11	11	100.0%	88.8%	89.5%	88.7%

* This is based on patients treated on this contract for their most recent course of treatment. Figures in italics indicate the base number of FP17s or Patient Questionnaire responses are less than 100. N/A is shown where the base number of responses is less than 10 during the period. % is calculated as Quantity/Base number*100

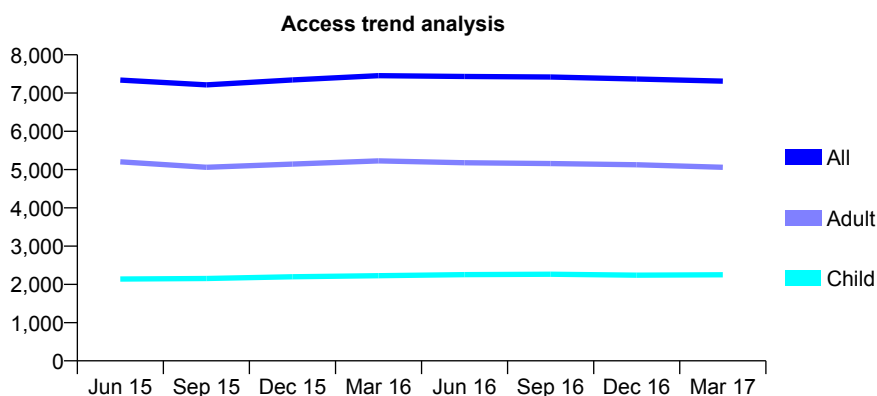
Q51 - Vital Signs At a Glance Contract Report for 682721/0002 - March 2017

Name or company name	MR CR SMITH
Contract type name	GDS Contract
Purpose of contract	General
Contract start date	01/10/2008
Contract end date	

16/17 Contracted general activity (UDA)	18,750
Carry forward general activity (UDA)	659
16/17 Contracted orthodontic activity (UOA)	0
Carry forward orthodontic activity (UOA)	0
Baseline contract value	£562,410.97

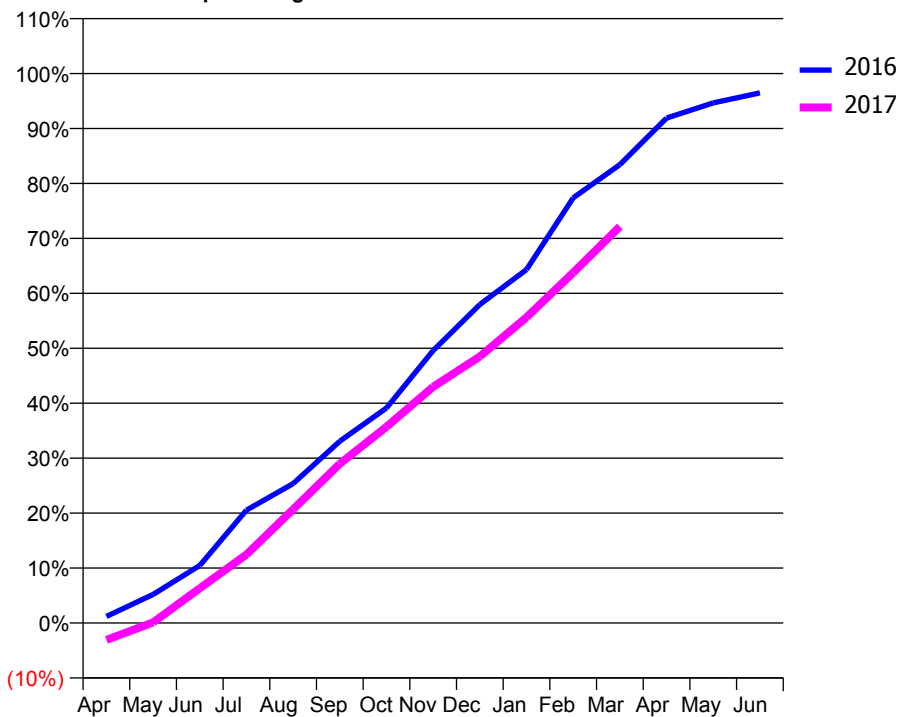
ACCESS*

Patients seen in 24 months	Total	Change since previous quarter
Quarter ending March 2016	7,455	
Quarter ending June 2016	7,433	→
Quarter ending September 2016	7,421	→
Quarter ending December 2016	7,367	→
Quarter ending March 2017	7,310	→
Variance since March 2016	(1.9%)	↓



ACTIVITY

Cumulative percentage of contracted UDA delivered 2016 & 2017



Month	Adjusted Scheduled Activity (UDA)	
	2016	2017
April	227	-581
May	977	22
June	1,965	1,184
July	3,852	2,335
August	4,758	3,880
September	6,204	5,436
October	7,339	6,697
November	9,297	8,060
December	10,870	9,093
January	12,058	10,430
February	14,509	11,954
March	15,639	13,530
April	17,229	
May	17,749	
June	18,091	

QUALITY

	Quantity	Base Number	Contract	AT	Region	England
% of FP17s for the same patient ID Re-attending within 3 months - Children	178	3,084	5.8%	10.5%	13.3%	12.3%
% of FP17s for the same patient ID Re-attending within 3 months - Adults	863	6,458	13.4%	15.4%	17.3%	16.7%
% of FP17s for the same patient ID Re-attending between 3 & 9 months - Children	1,871	3,084	60.7%	58.5%	58.9%	57.6%
% of FP17s for the same patient ID Re-attending between 3 & 9 months - Adults	3,272	6,458	50.7%	52.3%	52.2%	50.1%
% of FP17s for Band 1 Urgent Courses	412	8,032	5.1%	7.7%	9.2%	9.1%
% of FP17s Relating to Free Repair or Replacements	73	8,032	0.9%	1.3%	1.0%	0.8%
% of FP17s Relating to Continuations	148	8,032	1.8%	1.6%	1.4%	1.2%
% of Patients satisfied with the dentistry they have received	15	16	93.8%	94.2%	93.1%	92.8%
% of Patients satisfied with the time they had to wait for an appointment	14	16	87.5%	88.8%	89.5%	88.7%

* This is based on patients treated on this contract for their most recent course of treatment. Figures in italics indicate the base number of FP17s or Patient Questionnaire responses are less than 100. N/A is shown where the base number of responses is less than 10 during the period. % is calculated as Quantity/Base number*100

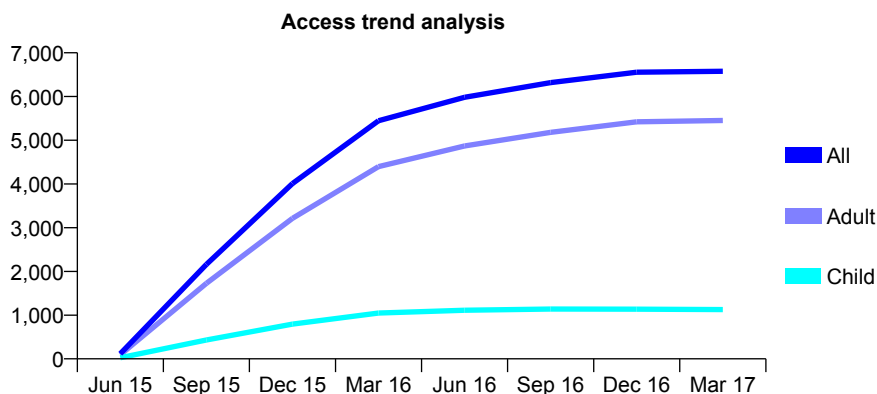
Q51 - Vital Signs At a Glance Contract Report for 725005/0002 - March 2017

Name or company name	MR AJ CALE
Contract type name	GDS Contract
Purpose of contract	General
Contract start date	01/06/2015
Contract end date	

16/17 Contracted general activity (UDA)	25,350
Carry forward general activity (UDA)	0
16/17 Contracted orthodontic activity (UOA)	0
Carry forward orthodontic activity (UOA)	0
Baseline contract value	£702,818.91

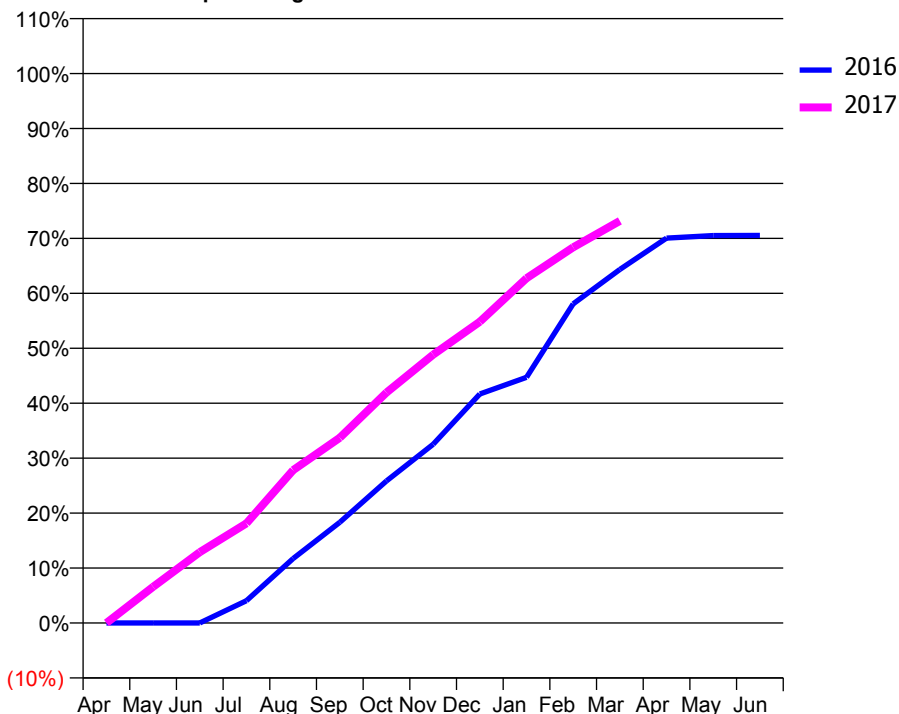
ACCESS*

Patients seen in 24 months	Total	Change since previous quarter
Quarter ending March 2016	5,445	
Quarter ending June 2016	5,982	↑
Quarter ending September 2016	6,318	↑
Quarter ending December 2016	6,556	↑
Quarter ending March 2017	6,577	→
Variance since March 2016	20.8%	↑



ACTIVITY

Cumulative percentage of contracted UDA delivered 2016 & 2017



Month	Adjusted Scheduled Activity (UDA)	
	2016	2017
April	0	0
May	0	1,669
June	0	3,271
July	1,030	4,596
August	2,976	7,050
September	4,645	8,549
October	6,554	10,632
November	8,244	12,383
December	10,568	13,900
January	11,335	15,904
February	14,724	17,332
March	16,311	18,550
April	17,758	
May	17,872	
June	17,877	

QUALITY

	Quantity	Base Number	Contract	AT	Region	England
% of FP17s for the same patient ID Re-attending within 3 months - Children	126	1,686	7.5%	10.5%	13.3%	12.3%
% of FP17s for the same patient ID Re-attending within 3 months - Adults	1,277	7,311	17.5%	15.4%	17.3%	16.7%
% of FP17s for the same patient ID Re-attending between 3 & 9 months - Children	973	1,686	57.7%	58.5%	58.9%	57.6%
% of FP17s for the same patient ID Re-attending between 3 & 9 months - Adults	2,597	7,311	35.5%	52.3%	52.2%	50.1%
% of FP17s for Band 1 Urgent Courses	650	8,329	7.8%	7.7%	9.2%	9.1%
% of FP17s Relating to Free Repair or Replacements	196	8,329	2.4%	1.3%	1.0%	0.8%
% of FP17s Relating to Continuations	324	8,329	3.9%	1.6%	1.4%	1.2%
% of Patients satisfied with the dentistry they have received	25	25	100.0%	94.2%	93.1%	92.8%
% of Patients satisfied with the time they had to wait for an appointment	24	25	96.0%	88.8%	89.5%	88.7%

* This is based on patients treated on this contract for their most recent course of treatment. Figures in italics indicate the base number of FP17s or Patient Questionnaire responses are less than 100. N/A is shown where the base number of responses is less than 10 during the period. % is calculated as Quantity/Base number*100

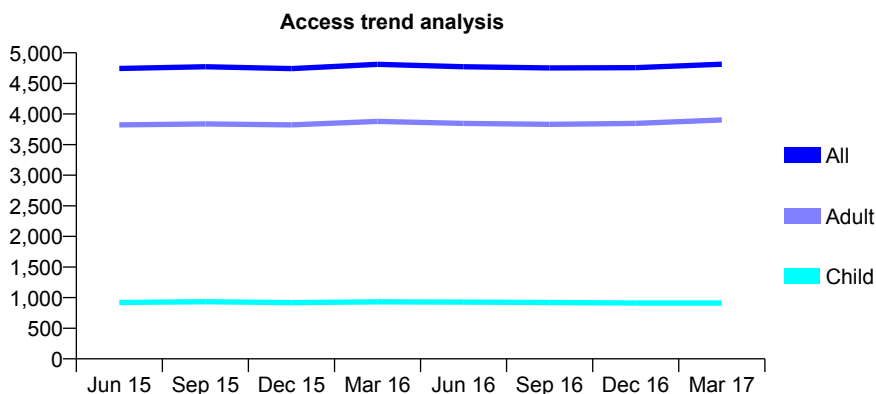
Q51 - Vital Signs At a Glance Contract Report for 725900/0001 - March 2017

Name or company name	F P Dental
Contract type name	GDS Contract
Purpose of contract	General
Contract start date	01/04/2009
Contract end date	

16/17 Contracted general activity (UDA)	13,301
Carry forward general activity (UDA)	0
16/17 Contracted orthodontic activity (UOA)	0
Carry forward orthodontic activity (UOA)	0
Baseline contract value	£368,766.66

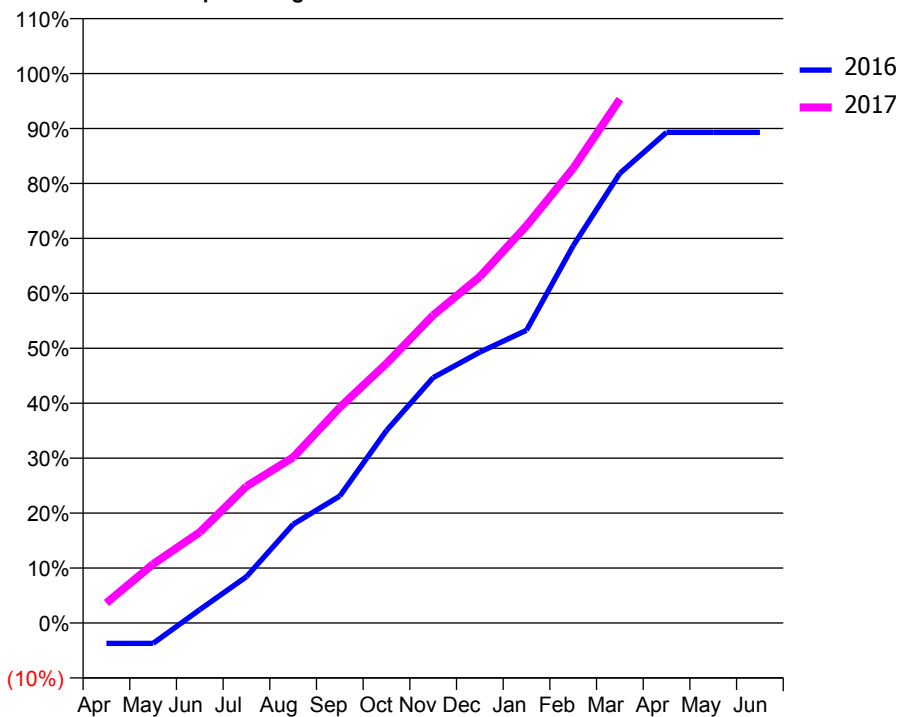
ACCESS*

Patients seen in 24 months	Total	Change since previous quarter
Quarter ending March 2016	4,811	
Quarter ending June 2016	4,773	→
Quarter ending September 2016	4,752	→
Quarter ending December 2016	4,758	→
Quarter ending March 2017	4,813	→
Variance since March 2016	0.0%	→



ACTIVITY

Cumulative percentage of contracted UDA delivered 2016 & 2017



Month	Adjusted Scheduled Activity (UDA)	
	2016	2017
April	-497	486
May	-497	1,427
June	323	2,199
July	1,123	3,309
August	2,391	4,011
September	3,074	5,221
October	4,660	6,283
November	5,941	7,451
December	6,556	8,385
January	7,086	9,618
February	9,134	11,008
March	10,886	12,680
April	11,876	
May	11,877	
June	11,877	

QUALITY

	Quantity	Base Number	Contract	AT	Region	England
% of FP17s for the same patient ID Re-attending within 3 months - Children	97	1,402	6.9%	10.5%	13.3%	12.3%
% of FP17s for the same patient ID Re-attending within 3 months - Adults	601	5,515	10.9%	15.4%	17.3%	16.7%
% of FP17s for the same patient ID Re-attending between 3 & 9 months - Children	879	1,402	62.7%	58.5%	58.9%	57.6%
% of FP17s for the same patient ID Re-attending between 3 & 9 months - Adults	3,127	5,515	56.7%	52.3%	52.2%	50.1%
% of FP17s for Band 1 Urgent Courses	249	6,338	3.9%	7.7%	9.2%	9.1%
% of FP17s Relating to Free Repair or Replacements	72	6,338	1.1%	1.3%	1.0%	0.8%
% of FP17s Relating to Continuations	90	6,338	1.4%	1.6%	1.4%	1.2%
% of Patients satisfied with the dentistry they have received	14	14	100.0%	94.2%	93.1%	92.8%
% of Patients satisfied with the time they had to wait for an appointment	12	14	85.7%	88.8%	89.5%	88.7%

* This is based on patients treated on this contract for their most recent course of treatment. Figures in italics indicate the base number of FP17s or Patient Questionnaire responses are less than 100. N/A is shown where the base number of responses is less than 10 during the period. % is calculated as Quantity/Base number*100

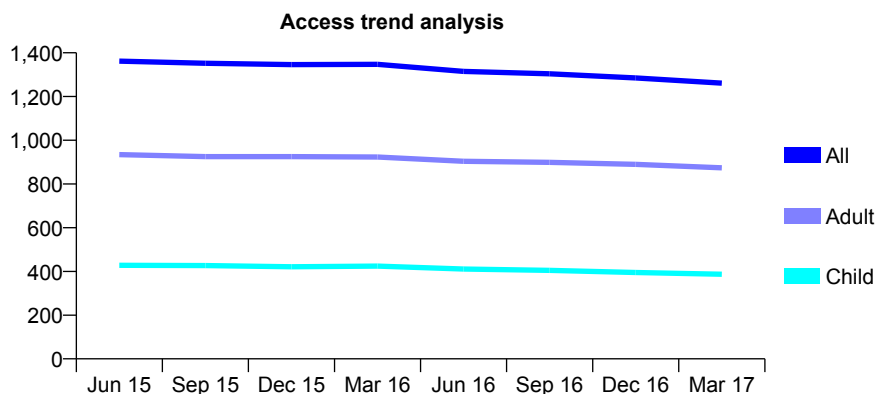
Q51 - Vital Signs At a Glance Contract Report for 725943/0001 - March 2017

Name or company name	MR RD BROOK
Contract type name	GDS Contract
Purpose of contract	General
Contract start date	01/04/2006
Contract end date	

16/17 Contracted general activity (UDA)	4,996
Carry forward general activity (UDA)	-16
16/17 Contracted orthodontic activity (UOA)	0
Carry forward orthodontic activity (UOA)	0
Baseline contract value	£158,636.02

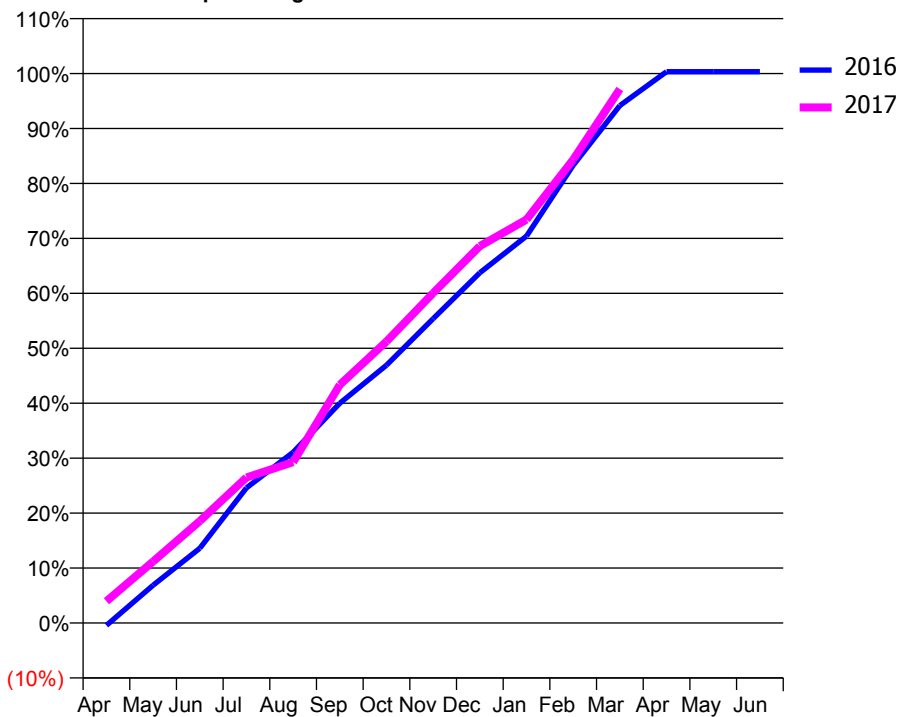
ACCESS*

Patients seen in 24 months	Total	Change since previous quarter
Quarter ending March 2016	1,347	
Quarter ending June 2016	1,315	↓
Quarter ending September 2016	1,304	→
Quarter ending December 2016	1,285	↓
Quarter ending March 2017	1,261	↓
Variance since March 2016	(6.4%)	↓



ACTIVITY

Cumulative percentage of contracted UDA delivered 2016 & 2017



Month	2016	2017
April	-22	199
May	344	559
June	679	926
July	1,229	1,324
August	1,552	1,462
September	1,999	2,166
October	2,344	2,560
November	2,767	3,000
December	3,184	3,427
January	3,518	3,668
February	4,161	4,214
March	4,705	4,855
April	5,012	
May	5,012	
June	5,012	

QUALITY

	Quantity	Base Number	Contract	AT	Region	England
% of FP17s for the same patient ID Re-attending within 3 months - Children	98	693	14.1%	10.5%	13.3%	12.3%
% of FP17s for the same patient ID Re-attending within 3 months - Adults	326	1,460	22.3%	15.4%	17.3%	16.7%
% of FP17s for the same patient ID Re-attending between 3 & 9 months - Children	430	693	62.0%	58.5%	58.9%	57.6%
% of FP17s for the same patient ID Re-attending between 3 & 9 months - Adults	794	1,460	54.4%	52.3%	52.2%	50.1%
% of FP17s for Band 1 Urgent Courses	227	2,020	11.2%	7.7%	9.2%	9.1%
% of FP17s Relating to Free Repair or Replacements	40	2,020	2.0%	1.3%	1.0%	0.8%
% of FP17s Relating to Continuations	41	2,020	2.0%	1.6%	1.4%	1.2%
% of Patients satisfied with the dentistry they have received	2	2	N/A	94.2%	93.1%	92.8%
% of Patients satisfied with the time they had to wait for an appointment	2	2	N/A	88.8%	89.5%	88.7%

* This is based on patients treated on this contract for their most recent course of treatment. Figures in italics indicate the base number of FP17s or Patient Questionnaire responses are less than 100. N/A is shown where the base number of responses is less than 10 during the period. % is calculated as Quantity/Base number*100

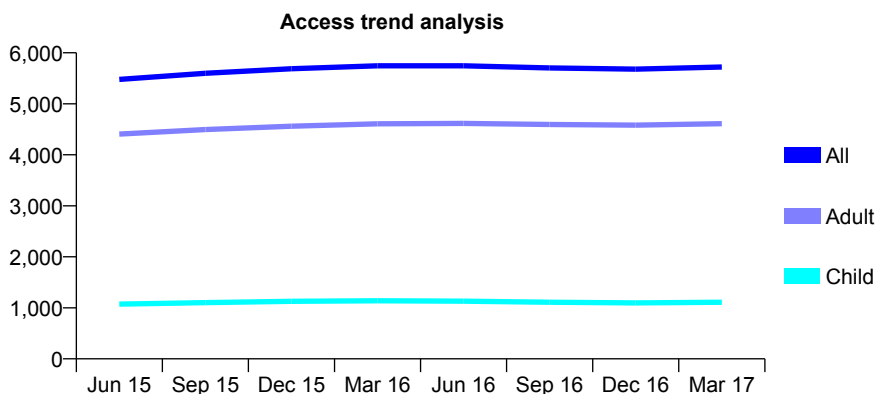
Q51 - Vital Signs At a Glance Contract Report for 730718/0001 - March 2017

Name or company name	MR CD SHELSWELL
Contract type name	GDS Contract
Purpose of contract	General
Contract start date	01/04/2006
Contract end date	

16/17 Contracted general activity (UDA)	19,806
Carry forward general activity (UDA)	-129
16/17 Contracted orthodontic activity (UOA)	0
Carry forward orthodontic activity (UOA)	0
Baseline contract value	£560,569.63

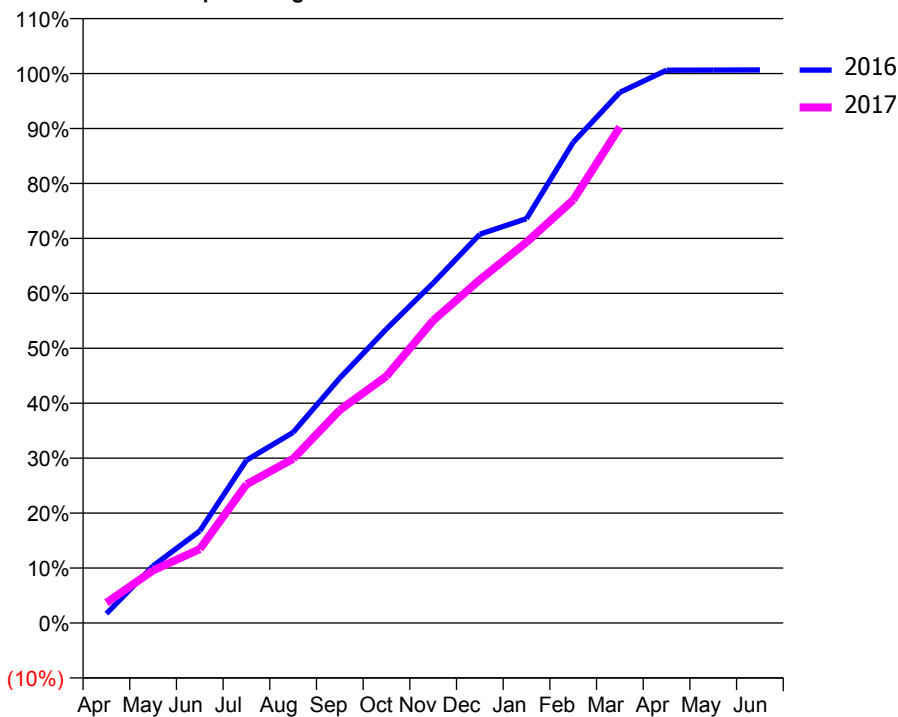
ACCESS*

Patients seen in 24 months	Total	Change since previous quarter
Quarter ending March 2016	5,746	
Quarter ending June 2016	5,745	→
Quarter ending September 2016	5,704	→
Quarter ending December 2016	5,679	→
Quarter ending March 2017	5,722	→
Variance since March 2016	(0.4%)	→



ACTIVITY

Cumulative percentage of contracted UDA delivered 2016 & 2017



QUALITY

	Quantity	Base Number	Contract	AT	Region	England
% of FP17s for the same patient ID Re-attending within 3 months - Children	120	1,689	7.1%	10.5%	13.3%	12.3%
% of FP17s for the same patient ID Re-attending within 3 months - Adults	1,516	7,532	20.1%	15.4%	17.3%	16.7%
% of FP17s for the same patient ID Re-attending between 3 & 9 months - Children	975	1,689	57.7%	58.5%	58.9%	57.6%
% of FP17s for the same patient ID Re-attending between 3 & 9 months - Adults	3,778	7,532	50.2%	52.3%	52.2%	50.1%
% of FP17s for Band 1 Urgent Courses	432	8,813	4.9%	7.7%	9.2%	9.1%
% of FP17s Relating to Free Repair or Replacements	389	8,813	4.4%	1.3%	1.0%	0.8%
% of FP17s Relating to Continuations	315	8,813	3.6%	1.6%	1.4%	1.2%
% of Patients satisfied with the dentistry they have received	18	18	100.0%	94.2%	93.1%	92.8%
% of Patients satisfied with the time they had to wait for an appointment	17	18	94.4%	88.8%	89.5%	88.7%

* This is based on patients treated on this contract for their most recent course of treatment. Figures in italics indicate the base number of FP17s or Patient Questionnaire responses are less than 100. N/A is shown where the base number of responses is less than 10 during the period. % is calculated as Quantity/Base number*100

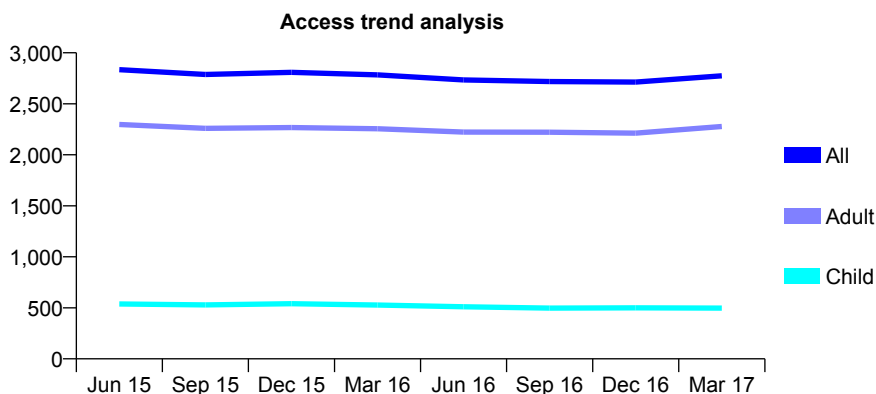
Q51 - Vital Signs At a Glance Contract Report for 740497/0001 - March 2017

Name or company name	MR JM BURNHAM
Contract type name	GDS Contract
Purpose of contract	General
Contract start date	01/04/2006
Contract end date	

16/17 Contracted general activity (UDA)	8,232
Carry forward general activity (UDA)	76
16/17 Contracted orthodontic activity (UOA)	0
Carry forward orthodontic activity (UOA)	0
Baseline contract value	£206,271.38

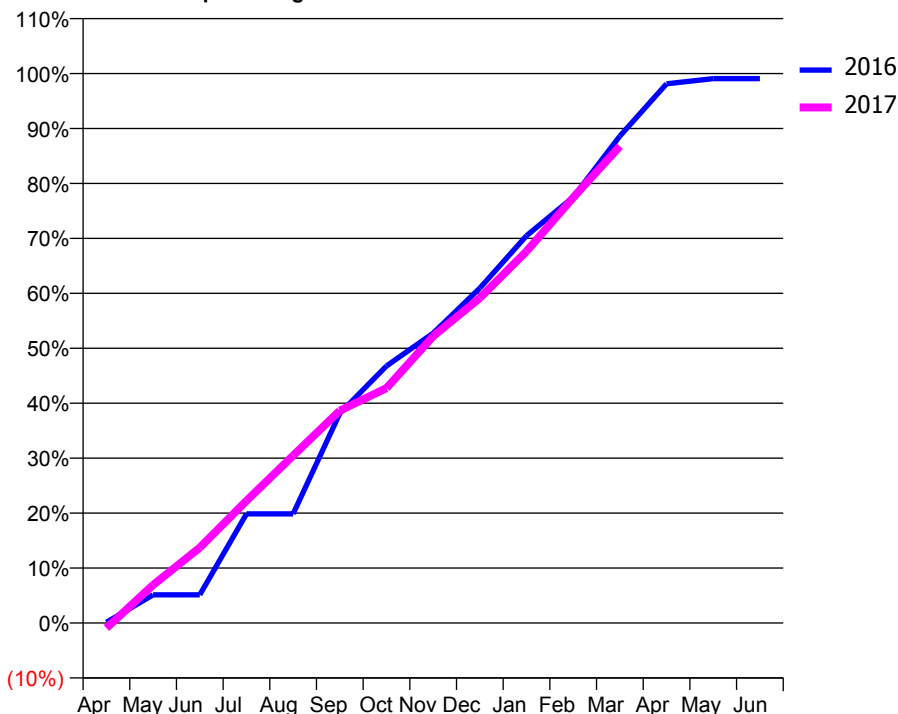
ACCESS*

Patients seen in 24 months	Total	Change since previous quarter
Quarter ending March 2016	2,784	
Quarter ending June 2016	2,734	↓
Quarter ending September 2016	2,718	→
Quarter ending December 2016	2,713	→
Quarter ending March 2017	2,775	↑
Variance since March 2016	(0.3%)	→



ACTIVITY

Cumulative percentage of contracted UDA delivered 2016 & 2017



Month	Adjusted Scheduled Activity (UDA)	
	2016	2017
April	10	-76
May	423	570
June	423	1,130
July	1,636	1,830
August	1,636	2,508
September	3,141	3,181
October	3,851	3,518
November	4,342	4,296
December	5,016	4,869
January	5,802	5,569
February	6,379	6,374
March	7,294	7,142
April	8,077	
May	8,156	
June	8,156	

QUALITY

	Quantity	Base Number	Contract	AT	Region	England
% of FP17s for the same patient ID Re-attending within 3 months - Children	35	706	5.0%	10.5%	13.3%	12.3%
% of FP17s for the same patient ID Re-attending within 3 months - Adults	575	3,281	17.5%	15.4%	17.3%	16.7%
% of FP17s for the same patient ID Re-attending between 3 & 9 months - Children	360	706	51.0%	58.5%	58.9%	57.6%
% of FP17s for the same patient ID Re-attending between 3 & 9 months - Adults	1,616	3,281	49.3%	52.3%	52.2%	50.1%
% of FP17s for Band 1 Urgent Courses	300	3,560	8.4%	7.7%	9.2%	9.1%
% of FP17s Relating to Free Repair or Replacements	23	3,560	0.6%	1.3%	1.0%	0.8%
% of FP17s Relating to Continuations	72	3,560	2.0%	1.6%	1.4%	1.2%
% of Patients satisfied with the dentistry they have received	5	5	N/A	94.2%	93.1%	92.8%
% of Patients satisfied with the time they had to wait for an appointment	5	5	N/A	88.8%	89.5%	88.7%

* This is based on patients treated on this contract for their most recent course of treatment. Figures in italics indicate the base number of FP17s or Patient Questionnaire responses are less than 100. N/A is shown where the base number of responses is less than 10 during the period. % is calculated as Quantity/Base number*100

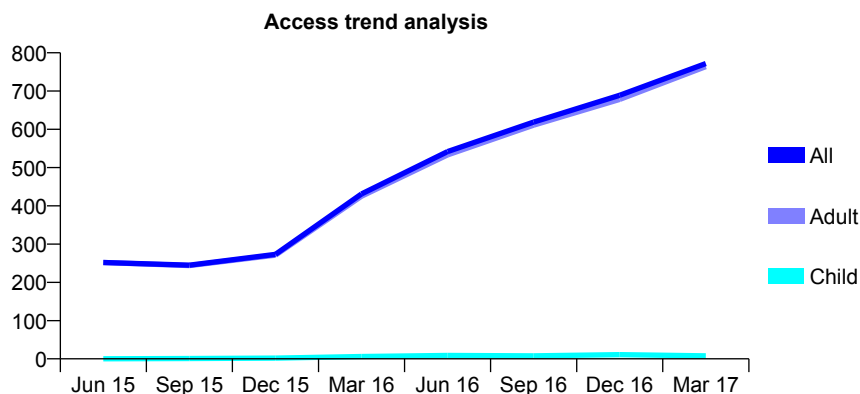
Q51 - Vital Signs At a Glance Contract Report for 748803/0001 - March 2017

Name or company name	MR TA DYER
Contract type name	PDS Contract
Purpose of contract	General
Contract start date	01/04/2007
Contract end date	31/03/2018

16/17 Contracted general activity (UDA)	3,963
Carry forward general activity (UDA)	0
16/17 Contracted orthodontic activity (UOA)	0
Carry forward orthodontic activity (UOA)	0
Baseline contract value	£166,329.26

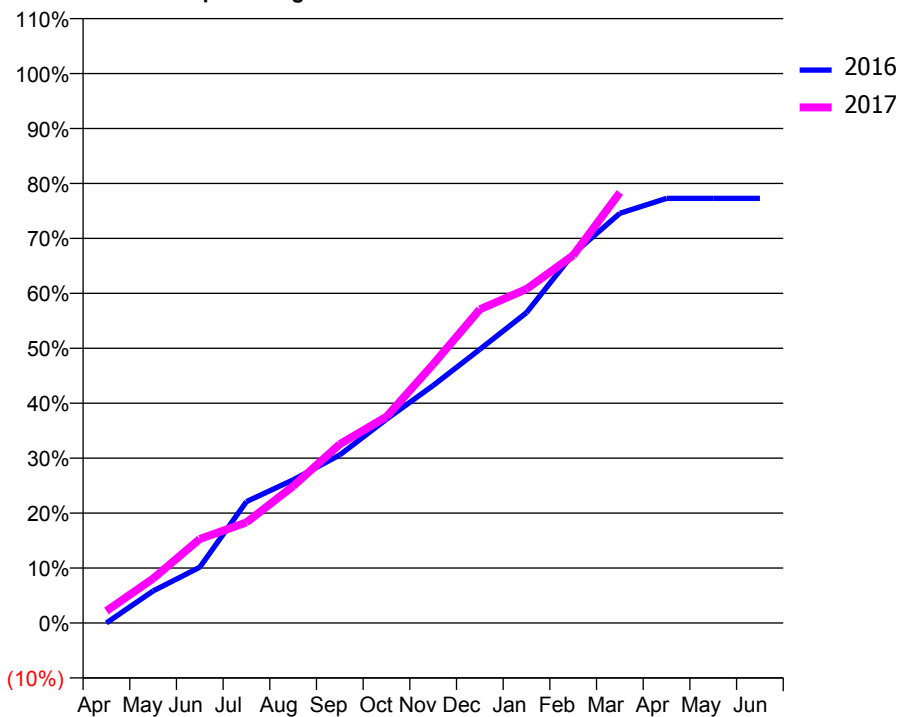
ACCESS*

Patients seen in 24 months	Total	Change since previous quarter
Quarter ending March 2016	431	
Quarter ending June 2016	542	↑
Quarter ending September 2016	619	↑
Quarter ending December 2016	689	↑
Quarter ending March 2017	772	↑
Variance since March 2016	79.1%	↑



ACTIVITY

Cumulative percentage of contracted UDA delivered 2016 & 2017



Month	Adjusted Scheduled Activity (UDA)	
	2016	2017
April	0	87
May	231	321
June	402	606
July	876	726
August	1,032	987
September	1,212	1,290
October	1,470	1,488
November	1,713	1,866
December	1,974	2,262
January	2,238	2,409
February	2,662	2,652
March	2,955	3,105
April	3,063	
May	3,063	
June	3,063	

QUALITY

	Quantity	Base Number	Contract	AT	Region	England
% of FP17s for the same patient ID Re-attending within 3 months - Children	4	21	19.0%	10.5%	13.3%	12.3%
% of FP17s for the same patient ID Re-attending within 3 months - Adults	207	1,051	19.7%	15.4%	17.3%	16.7%
% of FP17s for the same patient ID Re-attending between 3 & 9 months - Children	0	21	0.0%	58.5%	58.9%	57.6%
% of FP17s for the same patient ID Re-attending between 3 & 9 months - Adults	31	1,051	2.9%	52.3%	52.2%	50.1%
% of FP17s for Band 1 Urgent Courses	0	1,035	0.0%	7.7%	9.2%	9.1%
% of FP17s Relating to Free Repair or Replacements	1	1,035	0.1%	1.3%	1.0%	0.8%
% of FP17s Relating to Continuations	0	1,035	0.0%	1.6%	1.4%	1.2%
% of Patients satisfied with the dentistry they have received	0	0	N/A	94.2%	93.1%	92.8%
% of Patients satisfied with the time they had to wait for an appointment	0	0	N/A	88.8%	89.5%	88.7%

* This is based on patients treated on this contract for their most recent course of treatment. Figures in italics indicate the base number of FP17s or Patient Questionnaire responses are less than 100. N/A is shown where the base number of responses is less than 10 during the period. % is calculated as Quantity/Base number*100

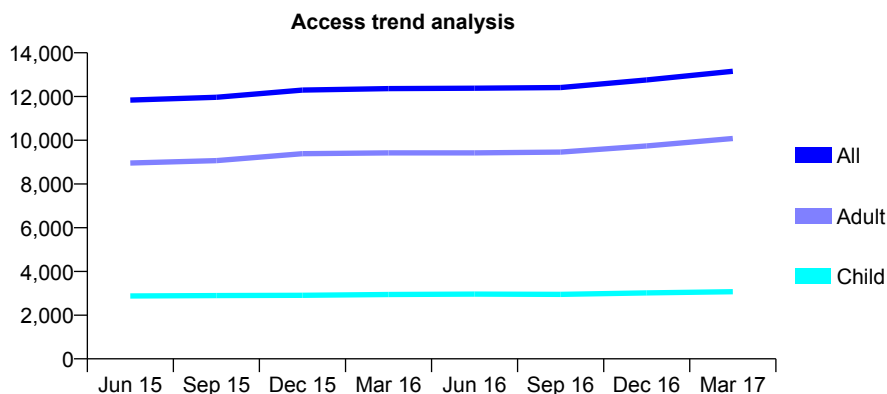
Q51 - Vital Signs At a Glance Contract Report for 749338/0001 - March 2017

Name or company name	MR NP MALLON
Contract type name	GDS Contract
Purpose of contract	General
Contract start date	01/04/2006
Contract end date	

16/17 Contracted general activity (UDA)	42,313
Carry forward general activity (UDA)	13
16/17 Contracted orthodontic activity (UOA)	0
Carry forward orthodontic activity (UOA)	0
Baseline contract value	£1,265,731.13

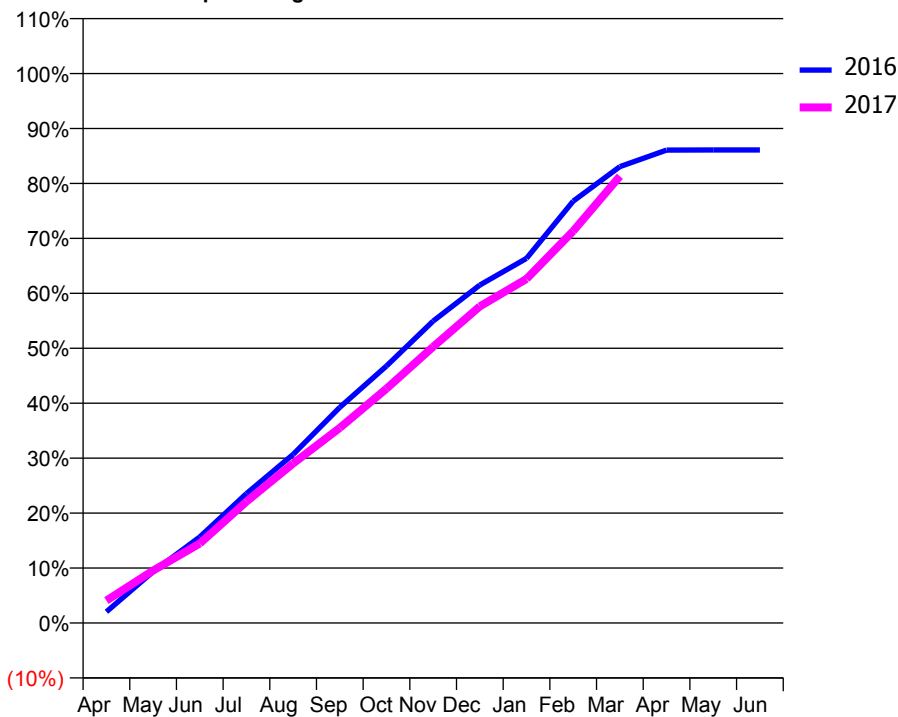
ACCESS*

Patients seen in 24 months	Total	Change since previous quarter
Quarter ending March 2016	12,364	
Quarter ending June 2016	12,383	→
Quarter ending September 2016	12,411	→
Quarter ending December 2016	12,759	↑
Quarter ending March 2017	13,153	↑
Variance since March 2016	6.4%	↑



ACTIVITY

Cumulative percentage of contracted UDA delivered 2016 & 2017



QUALITY

	Quantity	Base Number	Contract	AT	Region	England
% of FP17s for the same patient ID Re-attending within 3 months - Children	318	5,256	6.1%	10.5%	13.3%	12.3%
% of FP17s for the same patient ID Re-attending within 3 months - Adults	2,536	16,542	15.3%	15.4%	17.3%	16.7%
% of FP17s for the same patient ID Re-attending between 3 & 9 months - Children	3,685	5,256	70.1%	58.5%	58.9%	57.6%
% of FP17s for the same patient ID Re-attending between 3 & 9 months - Adults	9,920	16,542	60.0%	52.3%	52.2%	50.1%
% of FP17s for Band 1 Urgent Courses	1,625	19,976	8.1%	7.7%	9.2%	9.1%
% of FP17s Relating to Free Repair or Replacements	269	19,976	1.3%	1.3%	1.0%	0.8%
% of FP17s Relating to Continuations	259	19,976	1.3%	1.6%	1.4%	1.2%
% of Patients satisfied with the dentistry they have received	22	24	91.7%	94.2%	93.1%	92.8%
% of Patients satisfied with the time they had to wait for an appointment	23	24	95.8%	88.8%	89.5%	88.7%

* This is based on patients treated on this contract for their most recent course of treatment. Figures in italics indicate the base number of FP17s or Patient Questionnaire responses are less than 100. N/A is shown where the base number of responses is less than 10 during the period. % is calculated as Quantity/Base number*100

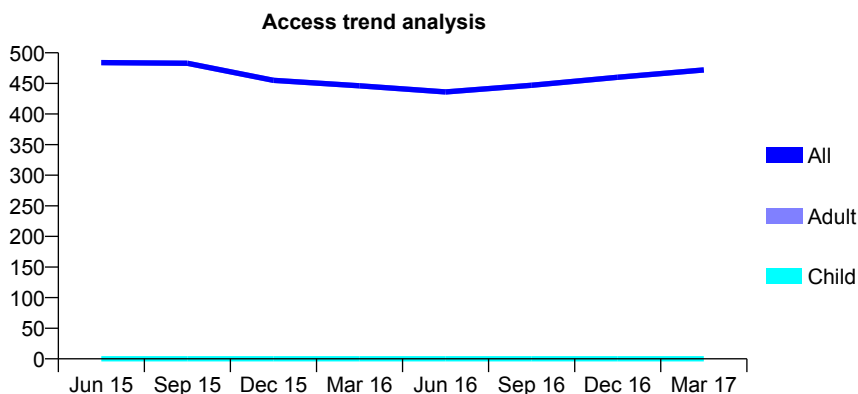
Q51 - Vital Signs At a Glance Contract Report for 749338/0002 - March 2017

Name or company name	MR NP MALLON
Contract type name	GDS Contract
Purpose of contract	General
Contract start date	01/02/2008
Contract end date	

16/17 Contracted general activity (UDA)	1,322
Carry forward general activity (UDA)	0
16/17 Contracted orthodontic activity (UOA)	0
Carry forward orthodontic activity (UOA)	0
Baseline contract value	£54,618.28

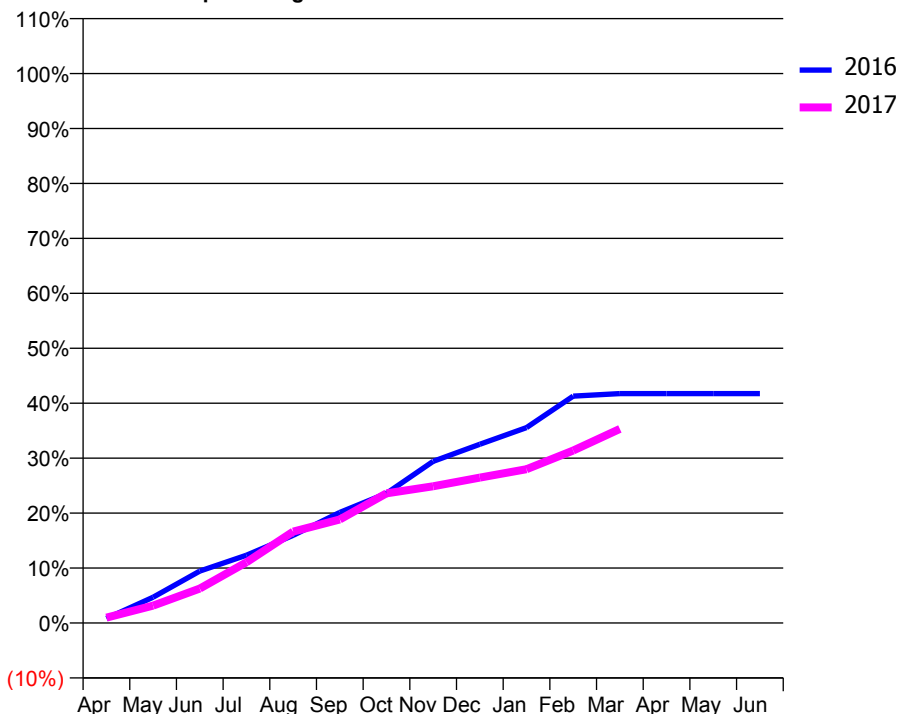
ACCESS*

Patients seen in 24 months	Total	Change since previous quarter
Quarter ending March 2016	446	
Quarter ending June 2016	436	↓
Quarter ending September 2016	447	↑
Quarter ending December 2016	460	↑
Quarter ending March 2017	472	↑
Variance since March 2016	5.8%	↑



ACTIVITY

Cumulative percentage of contracted UDA delivered 2016 & 2017



Month	Adjusted Scheduled Activity (UDA)	
	2016	2017
April	11	13
May	62	42
June	125	83
July	163	146
August	211	220
September	266	249
October	312	312
November	389	329
December	430	350
January	470	370
February	546	415
March	552	467
April	552	
May	552	
June	552	

QUALITY

	Quantity	Base Number	Contract	AT	Region	England
% of FP17s for the same patient ID Re-attending within 3 months - Children	0	0	N/A	10.5%	13.3%	12.3%
% of FP17s for the same patient ID Re-attending within 3 months - Adults	14	383	3.7%	15.4%	17.3%	16.7%
% of FP17s for the same patient ID Re-attending between 3 & 9 months - Children	0	0	N/A	58.5%	58.9%	57.6%
% of FP17s for the same patient ID Re-attending between 3 & 9 months - Adults	68	383	17.8%	52.3%	52.2%	50.1%
% of FP17s for Band 1 Urgent Courses	0	382	0.0%	7.7%	9.2%	9.1%
% of FP17s Relating to Free Repair or Replacements	1	382	0.3%	1.3%	1.0%	0.8%
% of FP17s Relating to Continuations	0	382	0.0%	1.6%	1.4%	1.2%
% of Patients satisfied with the dentistry they have received	0	0	N/A	94.2%	93.1%	92.8%
% of Patients satisfied with the time they had to wait for an appointment	0	0	N/A	88.8%	89.5%	88.7%

* This is based on patients treated on this contract for their most recent course of treatment. Figures in italics indicate the base number of FP17s or Patient Questionnaire responses are less than 100. N/A is shown where the base number of responses is less than 10 during the period. % is calculated as Quantity/Base number*100

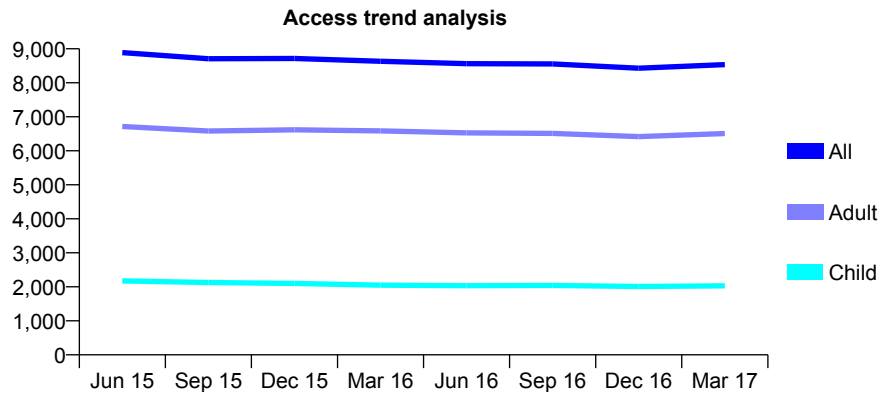
Q51 - Vital Signs At a Glance Contract Report for 803987/0001 - March 2017

Name or company name	MR JM SUMMERFIELD
Contract type name	GDS Contract
Purpose of contract	General
Contract start date	01/04/2006
Contract end date	

16/17 Contracted general activity (UDA)	19,605
Carry forward general activity (UDA)	0
16/17 Contracted orthodontic activity (UOA)	0
Carry forward orthodontic activity (UOA)	0
Baseline contract value	£433,165.44

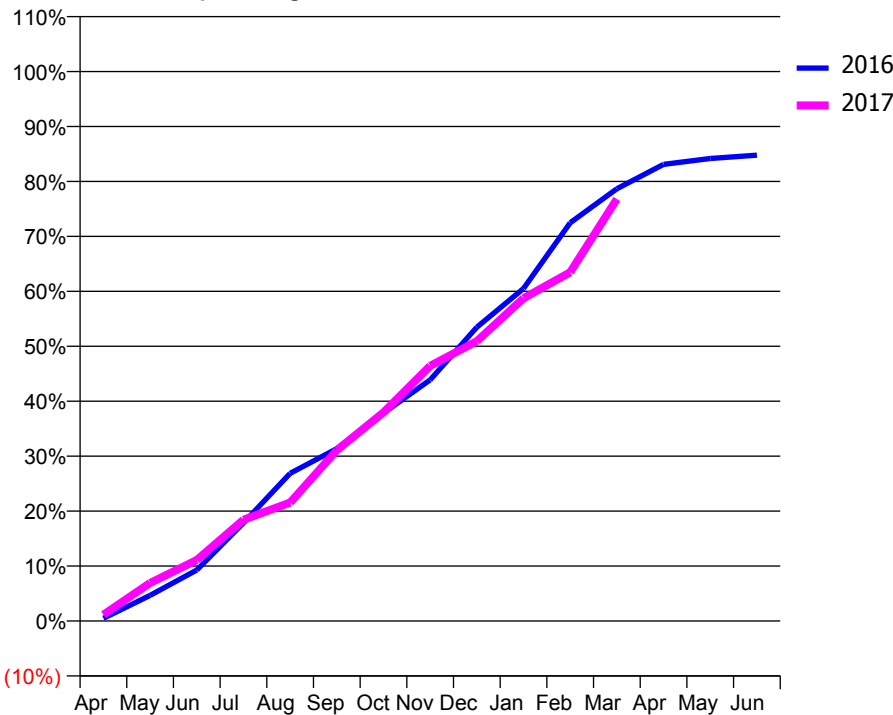
ACCESS*

Patients seen in 24 months	Total	Change since previous quarter
Quarter ending March 2016	8,634	
Quarter ending June 2016	8,561	→
Quarter ending September 2016	8,556	→
Quarter ending December 2016	8,430	↓
Quarter ending March 2017	8,536	→
Variance since March 2016	(1.1%)	↓



ACTIVITY

Cumulative percentage of contracted UDA delivered 2016 & 2017



Month	Adjusted Scheduled Activity (UDA)	
	2016	2017
April	98	224
May	917	1,356
June	1,817	2,177
July	3,501	3,612
August	5,267	4,229
September	6,149	6,093
October	7,418	7,445
November	8,606	9,106
December	10,483	9,983
January	11,862	11,513
February	14,210	12,444
March	15,421	15,054
April	16,292	
May	16,500	
June	16,622	

QUALITY

	Quantity	Base Number	Contract	AT	Region	England
% of FP17s for the same patient ID Re-attending within 3 months - Children	127	1,901	6.7%	10.5%	13.3%	12.3%
% of FP17s for the same patient ID Re-attending within 3 months - Adults	759	5,987	12.7%	15.4%	17.3%	16.7%
% of FP17s for the same patient ID Re-attending between 3 & 9 months - Children	479	1,901	25.2%	58.5%	58.9%	57.6%
% of FP17s for the same patient ID Re-attending between 3 & 9 months - Adults	1,553	5,987	25.9%	52.3%	52.2%	50.1%
% of FP17s for Band 1 Urgent Courses	2,528	7,306	34.6%	7.7%	9.2%	9.1%
% of FP17s Relating to Free Repair or Replacements	61	7,306	0.8%	1.3%	1.0%	0.8%
% of FP17s Relating to Continuations	26	7,306	0.4%	1.6%	1.4%	1.2%
% of Patients satisfied with the dentistry they have received	12	13	92.3%	94.2%	93.1%	92.8%
% of Patients satisfied with the time they had to wait for an appointment	11	13	84.6%	88.8%	89.5%	88.7%

* This is based on patients treated on this contract for their most recent course of treatment. Figures in italics indicate the base number of FP17s or Patient Questionnaire responses are less than 100. N/A is shown where the base number of responses is less than 10 during the period. % is calculated as Quantity/Base number*100

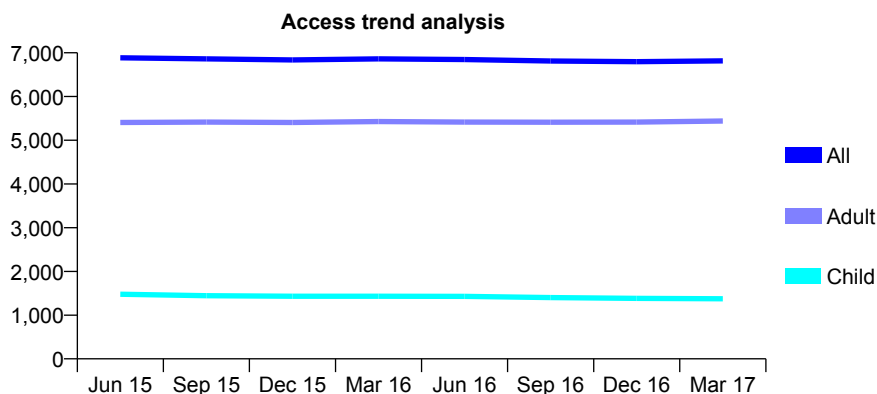
Q51 - Vital Signs At a Glance Contract Report for 813192/0001 - March 2017

Name or company name	MR AJ RIPLEY
Contract type name	GDS Contract
Purpose of contract	General
Contract start date	01/04/2006
Contract end date	

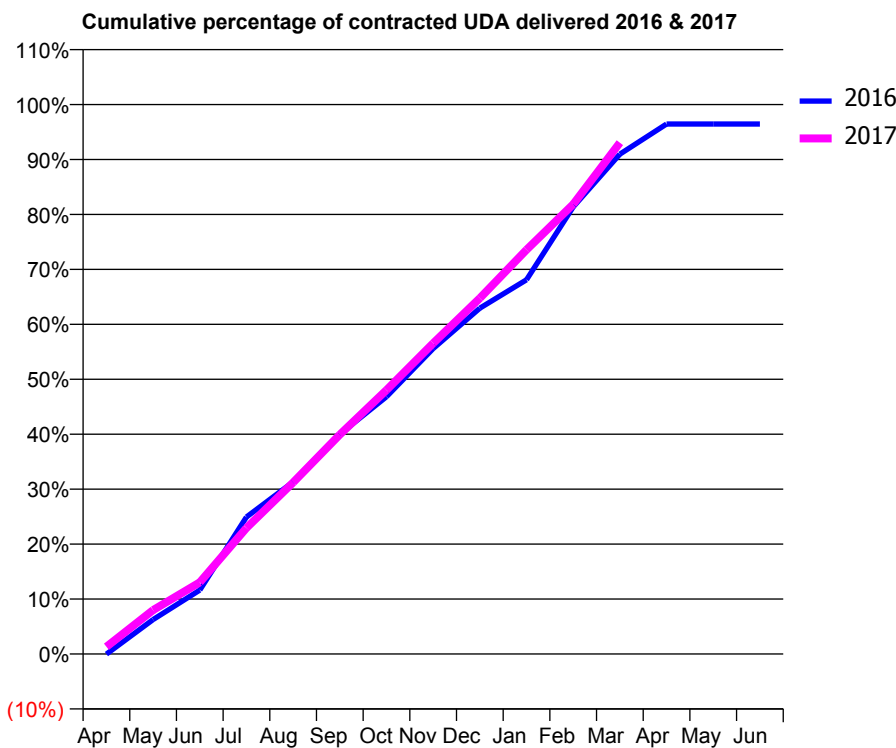
16/17 Contracted general activity (UDA)	20,808
Carry forward general activity (UDA)	738
16/17 Contracted orthodontic activity (UOA)	0
Carry forward orthodontic activity (UOA)	0
Baseline contract value	£672,537.23

ACCESS*

Patients seen in 24 months	Total	Change since previous quarter
Quarter ending March 2016	6,862	
Quarter ending June 2016	6,845	→
Quarter ending September 2016	6,812	→
Quarter ending December 2016	6,797	→
Quarter ending March 2017	6,815	→
Variance since March 2016	(0.7%)	→



ACTIVITY



Month	Adjusted Scheduled Activity (UDA)	
	2016	2017
April	-10	275
May	1,307	1,662
June	2,422	2,716
July	5,187	4,772
August	6,516	6,494
September	8,325	8,310
October	9,742	9,994
November	11,565	11,767
December	13,096	13,475
January	14,173	15,308
February	16,930	17,028
March	18,927	19,361
April	20,070	
May	20,070	
June	20,070	

QUALITY

	Quantity	Base Number	Contract	AT	Region	England
% of FP17s for the same patient ID Re-attending within 3 months - Children	141	2,010	7.0%	10.5%	13.3%	12.3%
% of FP17s for the same patient ID Re-attending within 3 months - Adults	992	7,534	13.2%	15.4%	17.3%	16.7%
% of FP17s for the same patient ID Re-attending between 3 & 9 months - Children	1,182	2,010	58.8%	58.5%	58.9%	57.6%
% of FP17s for the same patient ID Re-attending between 3 & 9 months - Adults	4,163	7,534	55.3%	52.3%	52.2%	50.1%
% of FP17s for Band 1 Urgent Courses	501	9,091	5.5%	7.7%	9.2%	9.1%
% of FP17s Relating to Free Repair or Replacements	114	9,091	1.3%	1.3%	1.0%	0.8%
% of FP17s Relating to Continuations	250	9,091	2.7%	1.6%	1.4%	1.2%
% of Patients satisfied with the dentistry they have received	14	14	100.0%	94.2%	93.1%	92.8%
% of Patients satisfied with the time they had to wait for an appointment	8	14	57.1%	88.8%	89.5%	88.7%

* This is based on patients treated on this contract for their most recent course of treatment. Figures in italics indicate the base number of FP17s or Patient Questionnaire responses are less than 100. N/A is shown where the base number of responses is less than 10 during the period. % is calculated as Quantity/Base number*100

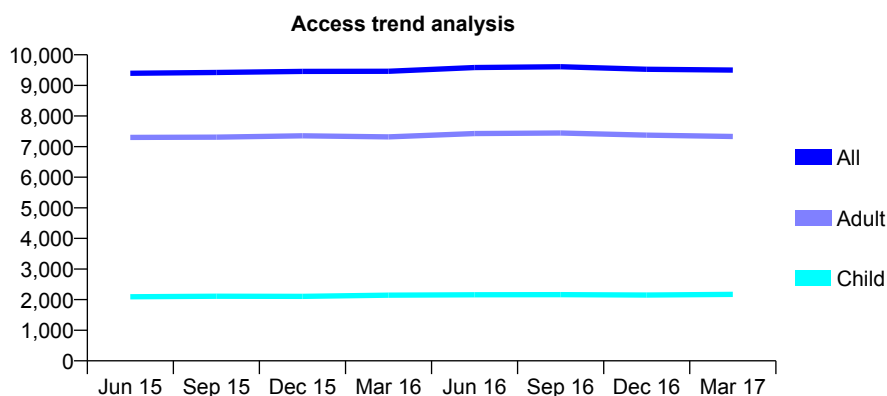
Q51 - Vital Signs At a Glance Contract Report for 813737/0001 - March 2017

Name or company name	MR KO DAVIES
Contract type name	GDS Contract
Purpose of contract	General
Contract start date	05/05/2006
Contract end date	

16/17 Contracted general activity (UDA)	30,489
Carry forward general activity (UDA)	0
16/17 Contracted orthodontic activity (UOA)	0
Carry forward orthodontic activity (UOA)	0
Baseline contract value	£843,553.11

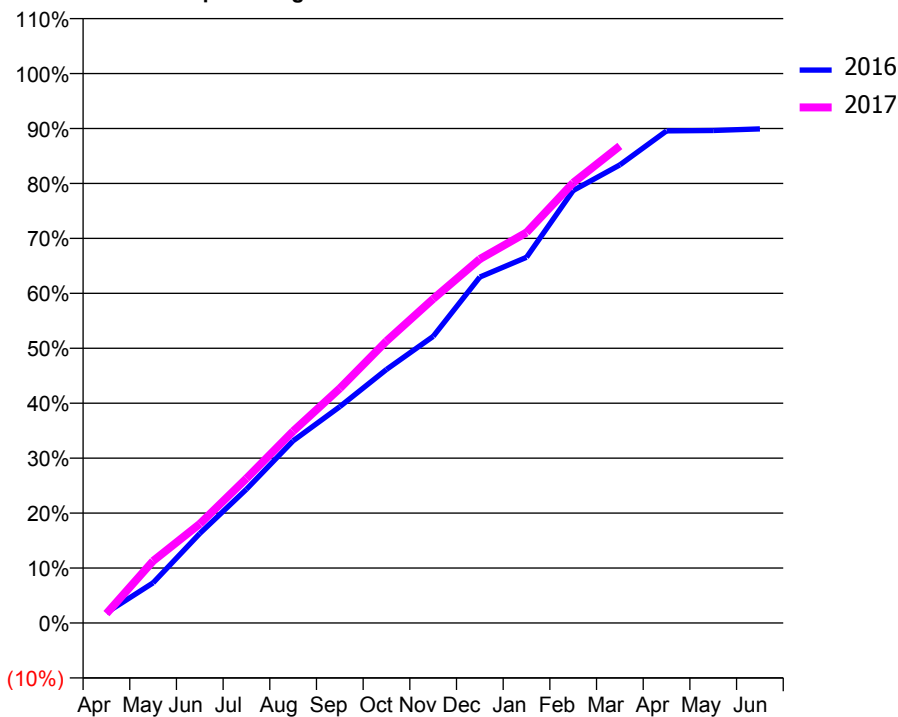
ACCESS*

Patients seen in 24 months	Total	Change since previous quarter
Quarter ending March 2016	9,462	
Quarter ending June 2016	9,586	→
Quarter ending September 2016	9,609	→
Quarter ending December 2016	9,526	→
Quarter ending March 2017	9,502	→
Variance since March 2016	0.4%	→



ACTIVITY

Cumulative percentage of contracted UDA delivered 2016 & 2017



Month	Adjusted Scheduled Activity (UDA)	
	2016	2017
April	585	520
May	2,269	3,442
June	5,048	5,499
July	7,548	8,026
August	10,274	10,643
September	12,199	13,022
October	14,299	15,641
November	16,160	17,980
December	19,508	20,194
January	20,623	21,667
February	24,388	24,424
March	25,831	26,468
April	27,748	
May	27,774	
June	27,864	

QUALITY

	Quantity	Base Number	Contract	AT	Region	England
% of FP17s for the same patient ID Re-attending within 3 months - Children	219	3,139	7.0%	10.5%	13.3%	12.3%
% of FP17s for the same patient ID Re-attending within 3 months - Adults	1,748	11,199	15.6%	15.4%	17.3%	16.7%
% of FP17s for the same patient ID Re-attending between 3 & 9 months - Children	1,902	3,139	60.6%	58.5%	58.9%	57.6%
% of FP17s for the same patient ID Re-attending between 3 & 9 months - Adults	6,501	11,199	58.0%	52.3%	52.2%	50.1%
% of FP17s for Band 1 Urgent Courses	623	12,946	4.8%	7.7%	9.2%	9.1%
% of FP17s Relating to Free Repair or Replacements	420	12,946	3.2%	1.3%	1.0%	0.8%
% of FP17s Relating to Continuations	201	12,946	1.6%	1.6%	1.4%	1.2%
% of Patients satisfied with the dentistry they have received	20	20	100.0%	94.2%	93.1%	92.8%
% of Patients satisfied with the time they had to wait for an appointment	19	20	95.0%	88.8%	89.5%	88.7%

* This is based on patients treated on this contract for their most recent course of treatment. Figures in italics indicate the base number of FP17s or Patient Questionnaire responses are less than 100. N/A is shown where the base number of responses is less than 10 during the period. % is calculated as Quantity/Base number*100

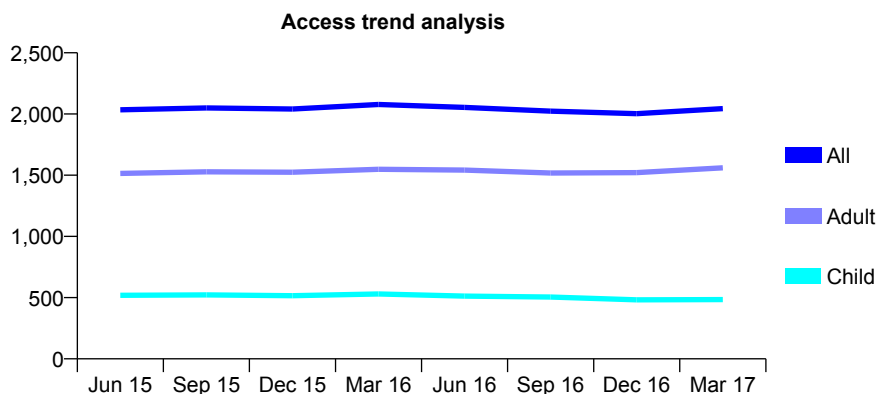
Q51 - Vital Signs At a Glance Contract Report for 822280/0001 - March 2017

Name or company name	MR RN KYNMAN
Contract type name	GDS Contract
Purpose of contract	General
Contract start date	01/04/2006
Contract end date	

16/17 Contracted general activity (UDA)	5,711
Carry forward general activity (UDA)	-21
16/17 Contracted orthodontic activity (UOA)	0
Carry forward orthodontic activity (UOA)	0
Baseline contract value	£139,677.59

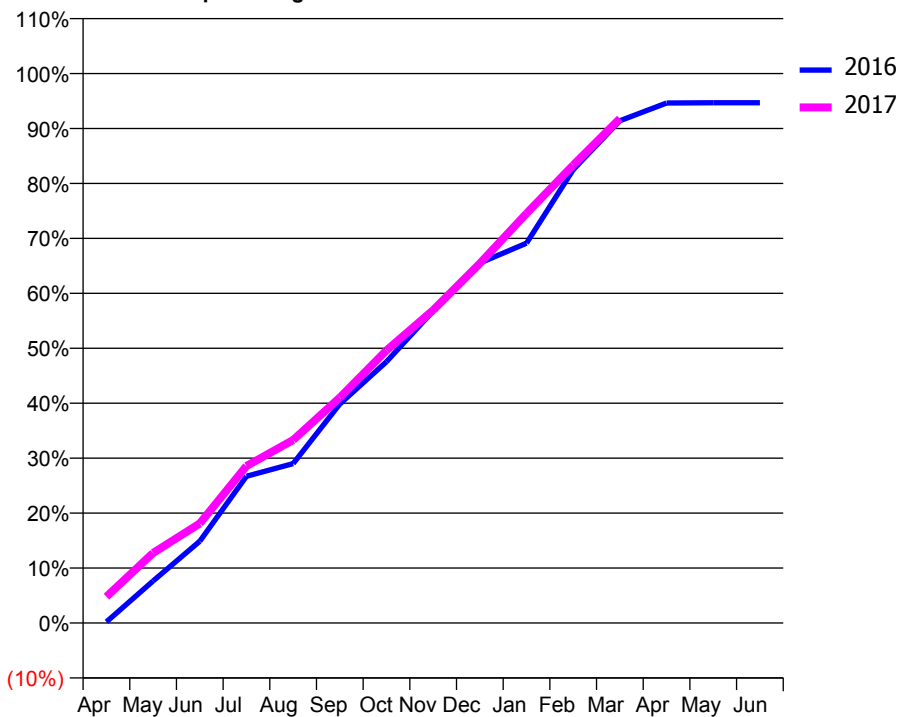
ACCESS*

Patients seen in 24 months	Total	Change since previous quarter
Quarter ending March 2016	2,078	
Quarter ending June 2016	2,054	↓
Quarter ending September 2016	2,023	↓
Quarter ending December 2016	2,003	→
Quarter ending March 2017	2,044	↑
Variance since March 2016	(1.6%)	↓



ACTIVITY

Cumulative percentage of contracted UDA delivered 2016 & 2017



Month	Adjusted Scheduled Activity (UDA)	
	2016	2017
April	12	274
May	437	728
June	851	1,035
July	1,525	1,632
August	1,657	1,902
September	2,276	2,343
October	2,716	2,833
November	3,244	3,252
December	3,741	3,737
January	3,947	4,256
February	4,711	4,758
March	5,220	5,243
April	5,404	
May	5,407	
June	5,407	

QUALITY

	Quantity	Base Number	Contract	AT	Region	England
% of FP17s for the same patient ID Re-attending within 3 months - Children	36	766	4.7%	10.5%	13.3%	12.3%
% of FP17s for the same patient ID Re-attending within 3 months - Adults	233	2,260	10.3%	15.4%	17.3%	16.7%
% of FP17s for the same patient ID Re-attending between 3 & 9 months - Children	594	766	77.5%	58.5%	58.9%	57.6%
% of FP17s for the same patient ID Re-attending between 3 & 9 months - Adults	1,218	2,260	53.9%	52.3%	52.2%	50.1%
% of FP17s for Band 1 Urgent Courses	193	2,922	6.6%	7.7%	9.2%	9.1%
% of FP17s Relating to Free Repair or Replacements	21	2,922	0.7%	1.3%	1.0%	0.8%
% of FP17s Relating to Continuations	15	2,922	0.5%	1.6%	1.4%	1.2%
% of Patients satisfied with the dentistry they have received	1	1	N/A	94.2%	93.1%	92.8%
% of Patients satisfied with the time they had to wait for an appointment	1	1	N/A	88.8%	89.5%	88.7%

* This is based on patients treated on this contract for their most recent course of treatment. Figures in italics indicate the base number of FP17s or Patient Questionnaire responses are less than 100. N/A is shown where the base number of responses is less than 10 during the period. % is calculated as Quantity/Base number*100

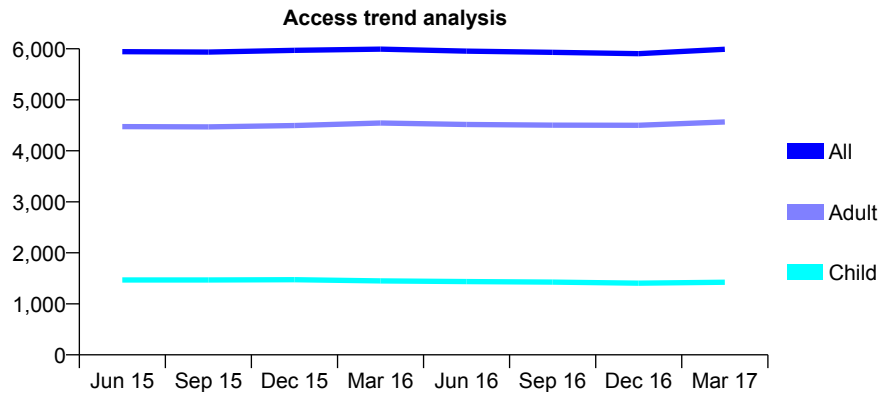
Q51 - Vital Signs At a Glance Contract Report for 822280/0002 - March 2017

Name or company name	MR RN KYNMAN
Contract type name	GDS Contract
Purpose of contract	General
Contract start date	01/04/2006
Contract end date	

16/17 Contracted general activity (UDA)	18,470
Carry forward general activity (UDA)	-134
16/17 Contracted orthodontic activity (UOA)	0
Carry forward orthodontic activity (UOA)	0
Baseline contract value	£423,056.66

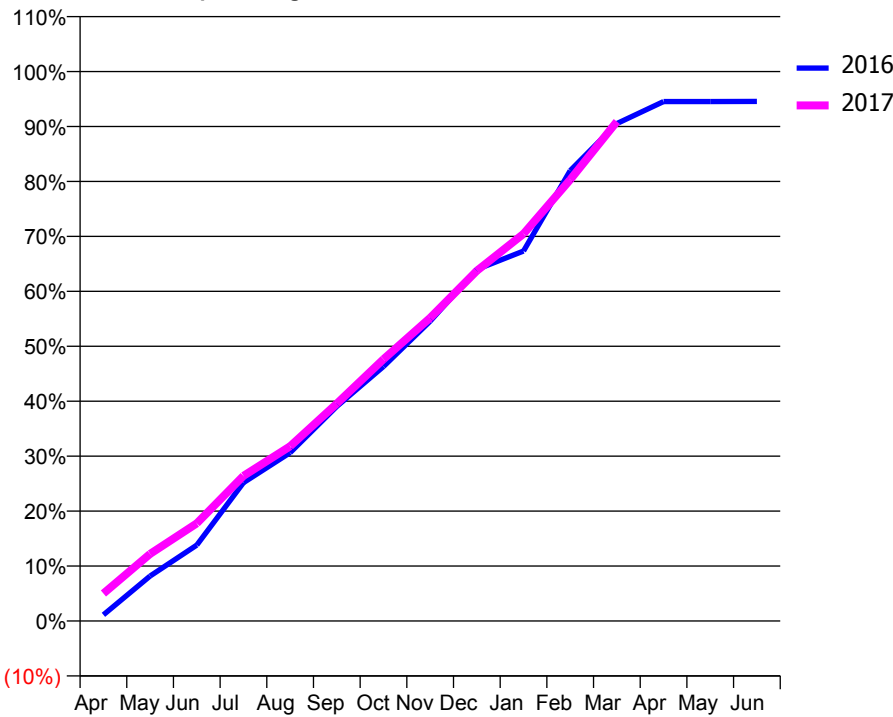
ACCESS*

Patients seen in 24 months	Total	Change since previous quarter
Quarter ending March 2016	5,993	
Quarter ending June 2016	5,953	→
Quarter ending September 2016	5,930	→
Quarter ending December 2016	5,905	→
Quarter ending March 2017	5,990	→
Variance since March 2016	(0.1%)	→



ACTIVITY

Cumulative percentage of contracted UDA delivered 2016 & 2017



Month	Adjusted Scheduled Activity (UDA)	
	2016	2017
April	209	928
May	1,512	2,257
June	2,555	3,284
July	4,650	4,879
August	5,657	5,875
September	7,216	7,307
October	8,553	8,802
November	10,077	10,191
December	11,817	11,771
January	12,434	13,014
February	15,137	14,834
March	16,722	16,790
April	17,462	
May	17,461	
June	17,464	

QUALITY

	Quantity	Base Number	Contract	AT	Region	England
% of FP17s for the same patient ID Re-attending within 3 months - Children	149	2,336	6.4%	10.5%	13.3%	12.3%
% of FP17s for the same patient ID Re-attending within 3 months - Adults	1,616	7,950	20.3%	15.4%	17.3%	16.7%
% of FP17s for the same patient ID Re-attending between 3 & 9 months - Children	1,630	2,336	69.8%	58.5%	58.9%	57.6%
% of FP17s for the same patient ID Re-attending between 3 & 9 months - Adults	4,646	7,950	58.4%	52.3%	52.2%	50.1%
% of FP17s for Band 1 Urgent Courses	1,178	9,914	11.9%	7.7%	9.2%	9.1%
% of FP17s Relating to Free Repair or Replacements	161	9,914	1.6%	1.3%	1.0%	0.8%
% of FP17s Relating to Continuations	68	9,914	0.7%	1.6%	1.4%	1.2%
% of Patients satisfied with the dentistry they have received	11	15	73.3%	94.2%	93.1%	92.8%
% of Patients satisfied with the time they had to wait for an appointment	14	15	93.3%	88.8%	89.5%	88.7%

* This is based on patients treated on this contract for their most recent course of treatment. Figures in italics indicate the base number of FP17s or Patient Questionnaire responses are less than 100. N/A is shown where the base number of responses is less than 10 during the period. % is calculated as Quantity/Base number*100

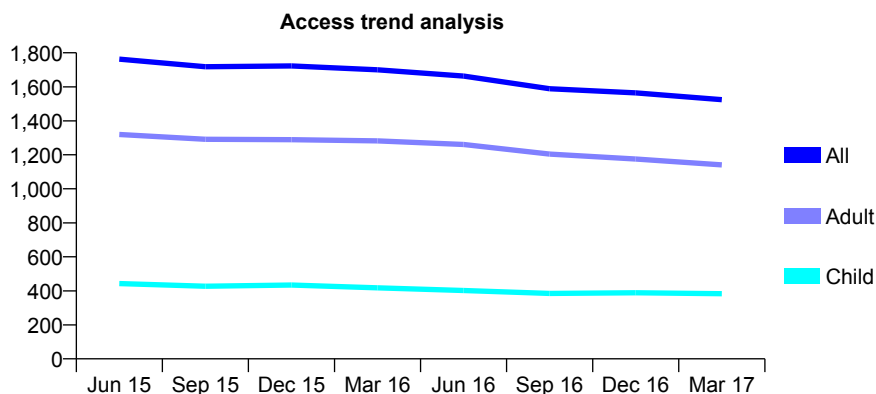
Q51 - Vital Signs At a Glance Contract Report for 835498/0001 - March 2017

Name or company name	MR JA WARDY
Contract type name	GDS Contract
Purpose of contract	General
Contract start date	01/04/2006
Contract end date	

16/17 Contracted general activity (UDA)	6,500
Carry forward general activity (UDA)	171
16/17 Contracted orthodontic activity (UOA)	0
Carry forward orthodontic activity (UOA)	0
Baseline contract value	£176,628.04

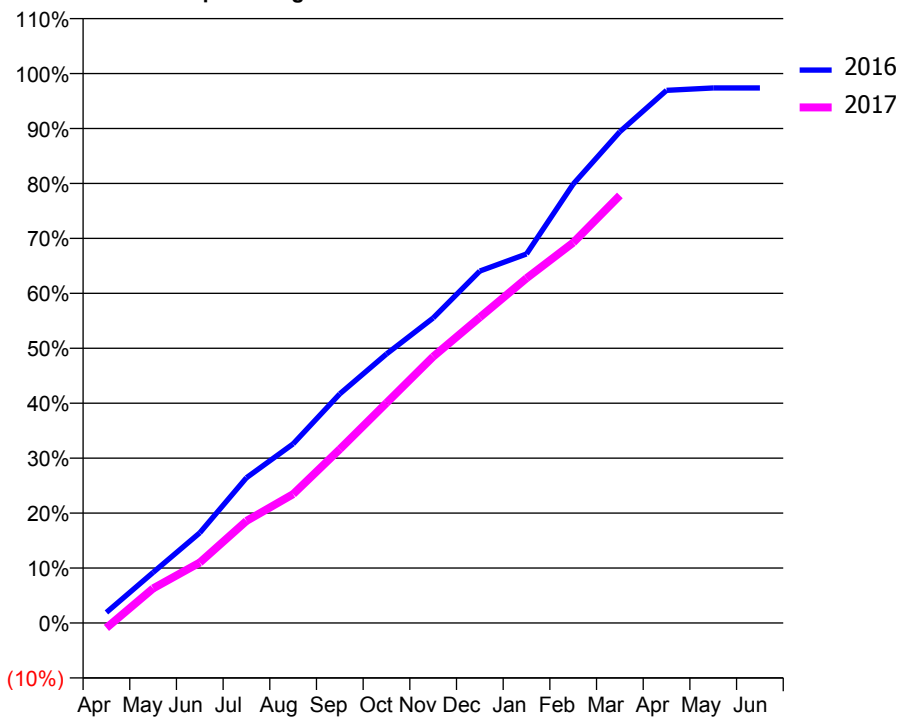
ACCESS*

Patients seen in 24 months	Total	Change since previous quarter
Quarter ending March 2016	1,700	
Quarter ending June 2016	1,663	↓
Quarter ending September 2016	1,589	↓
Quarter ending December 2016	1,564	↓
Quarter ending March 2017	1,524	↓
Variance since March 2016	(10.4%)	↓



ACTIVITY

Cumulative percentage of contracted UDA delivered 2016 & 2017



Month	Adjusted Scheduled Activity (UDA)	
	2016	2017
April	126	-60
May	598	409
June	1,066	716
July	1,719	1,208
August	2,119	1,524
September	2,710	2,057
October	3,182	2,603
November	3,609	3,151
December	4,164	3,616
January	4,365	4,079
February	5,193	4,499
March	5,812	5,058
April	6,300	
May	6,329	
June	6,329	

QUALITY

	Quantity	Base Number	Contract	AT	Region	England
% of FP17s for the same patient ID Re-attending within 3 months - Children	165	715	23.1%	10.5%	13.3%	12.3%
% of FP17s for the same patient ID Re-attending within 3 months - Adults	280	1,491	18.8%	15.4%	17.3%	16.7%
% of FP17s for the same patient ID Re-attending between 3 & 9 months - Children	389	715	54.4%	58.5%	58.9%	57.6%
% of FP17s for the same patient ID Re-attending between 3 & 9 months - Adults	739	1,491	49.6%	52.3%	52.2%	50.1%
% of FP17s for Band 1 Urgent Courses	122	2,039	6.0%	7.7%	9.2%	9.1%
% of FP17s Relating to Free Repair or Replacements	25	2,039	1.2%	1.3%	1.0%	0.8%
% of FP17s Relating to Continuations	43	2,039	2.1%	1.6%	1.4%	1.2%
% of Patients satisfied with the dentistry they have received	4	5	N/A	94.2%	93.1%	92.8%
% of Patients satisfied with the time they had to wait for an appointment	4	5	N/A	88.8%	89.5%	88.7%

* This is based on patients treated on this contract for their most recent course of treatment. Figures in italics indicate the base number of FP17s or Patient Questionnaire responses are less than 100. N/A is shown where the base number of responses is less than 10 during the period. % is calculated as Quantity/Base number*100

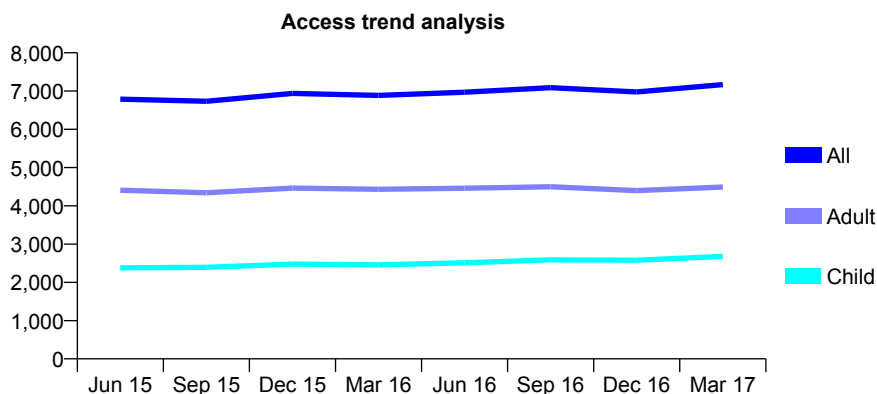
Q51 - Vital Signs At a Glance Contract Report for 848131/0001 - March 2017

Name or company name	MR V ORLIAKLIS
Contract type name	GDS Contract
Purpose of contract	General
Contract start date	01/04/2006
Contract end date	

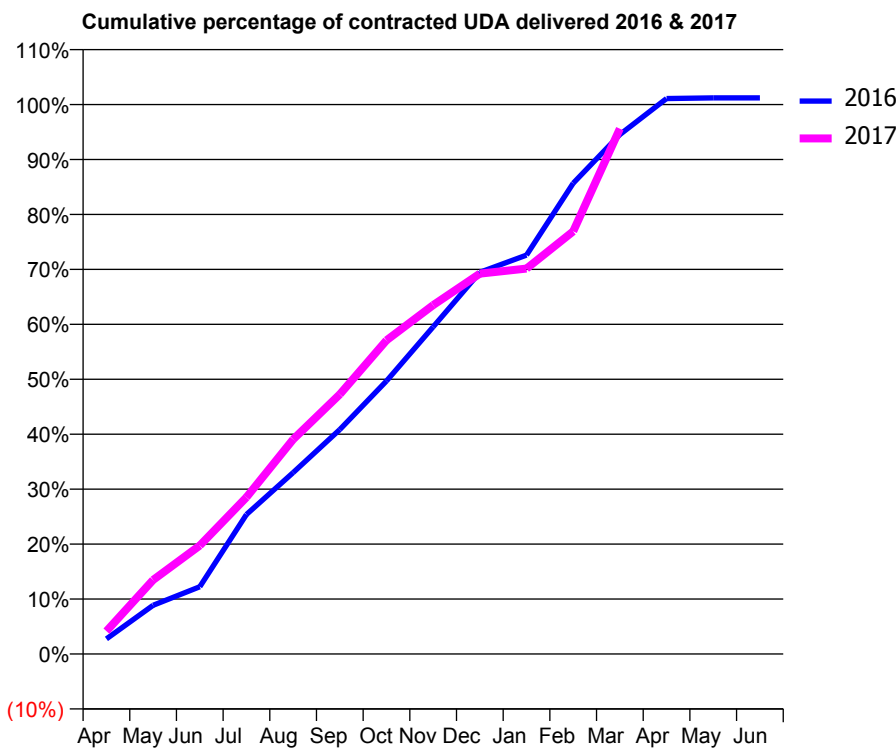
16/17 Contracted general activity (UDA)	19,582
Carry forward general activity (UDA)	-207
16/17 Contracted orthodontic activity (UOA)	0
Carry forward orthodontic activity (UOA)	0
Baseline contract value	£587,304.05

ACCESS*

Patients seen in 24 months	Total	Change since previous quarter
Quarter ending March 2016	6,888	
Quarter ending June 2016	6,970	→
Quarter ending September 2016	7,087	→
Quarter ending December 2016	6,976	↓
Quarter ending March 2017	7,168	↑
Variance since March 2016	4.1%	↑



ACTIVITY



Month	Adjusted Scheduled Activity (UDA)	
	2016	2017
April	538	816
May	1,735	2,640
June	2,396	3,863
July	4,972	5,586
August	6,465	7,647
September	7,998	9,254
October	9,731	11,181
November	11,660	12,433
December	13,604	13,555
January	14,217	13,738
February	16,775	15,060
March	18,514	18,720
April	19,792	
May	19,818	
June	19,820	

QUALITY

	Quantity	Base Number	Contract	AT	Region	England
% of FP17s for the same patient ID Re-attending within 3 months - Children	450	3,856	11.7%	10.5%	13.3%	12.3%
% of FP17s for the same patient ID Re-attending within 3 months - Adults	866	5,986	14.5%	15.4%	17.3%	16.7%
% of FP17s for the same patient ID Re-attending between 3 & 9 months - Children	1,857	3,856	48.2%	58.5%	58.9%	57.6%
% of FP17s for the same patient ID Re-attending between 3 & 9 months - Adults	3,014	5,986	50.4%	52.3%	52.2%	50.1%
% of FP17s for Band 1 Urgent Courses	416	8,538	4.9%	7.7%	9.2%	9.1%
% of FP17s Relating to Free Repair or Replacements	30	8,538	0.4%	1.3%	1.0%	0.8%
% of FP17s Relating to Continuations	92	8,538	1.1%	1.6%	1.4%	1.2%
% of Patients satisfied with the dentistry they have received	8	8	N/A	94.2%	93.1%	92.8%
% of Patients satisfied with the time they had to wait for an appointment	6	8	N/A	88.8%	89.5%	88.7%

* This is based on patients treated on this contract for their most recent course of treatment. Figures in italics indicate the base number of FP17s or Patient Questionnaire responses are less than 100. N/A is shown where the base number of responses is less than 10 during the period. % is calculated as Quantity/Base number*100

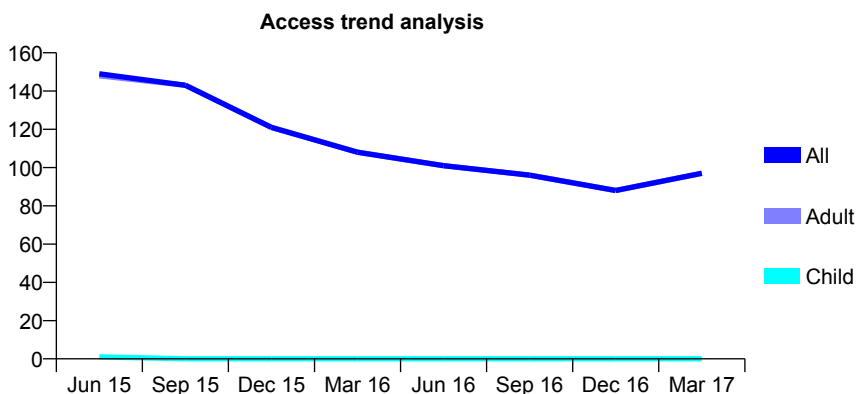
Q51 - Vital Signs At a Glance Contract Report for 848131/0002 - March 2017

Name or company name	MR V ORLIAKLIS
Contract type name	GDS Contract
Purpose of contract	General
Contract start date	01/04/2008
Contract end date	

16/17 Contracted general activity (UDA)	450
Carry forward general activity (UDA)	0
16/17 Contracted orthodontic activity (UOA)	0
Carry forward orthodontic activity (UOA)	0
Baseline contract value	£27,083.52

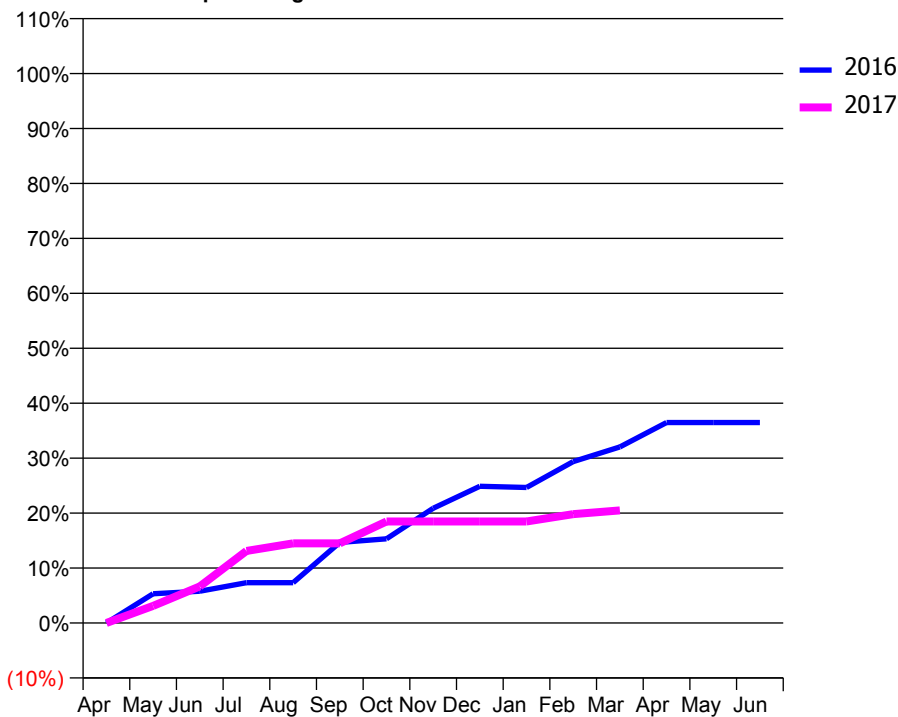
ACCESS*

Patients seen in 24 months	Total	Change since previous quarter
Quarter ending March 2016	108	
Quarter ending June 2016	101	↓
Quarter ending September 2016	96	↓
Quarter ending December 2016	88	↓
Quarter ending March 2017	97	↑
Variance since March 2016	(10.2%)	↓



ACTIVITY

Cumulative percentage of contracted UDA delivered 2016 & 2017



Month	Adjusted Scheduled Activity (UDA)	
	2016	2017
April	0	0
May	24	14
June	26	30
July	33	59
August	33	65
September	66	65
October	69	83
November	94	83
December	112	83
January	111	83
February	132	89
March	144	92
April	164	
May	164	
June	164	

QUALITY

	Quantity	Base Number	Contract	AT	Region	England
% of FP17s for the same patient ID Re-attending within 3 months - Children	0	0	N/A	10.5%	13.3%	12.3%
% of FP17s for the same patient ID Re-attending within 3 months - Adults	0	40	0.0%	15.4%	17.3%	16.7%
% of FP17s for the same patient ID Re-attending between 3 & 9 months - Children	0	0	N/A	58.5%	58.9%	57.6%
% of FP17s for the same patient ID Re-attending between 3 & 9 months - Adults	3	40	7.5%	52.3%	52.2%	50.1%
% of FP17s for Band 1 Urgent Courses	1	33	3.0%	7.7%	9.2%	9.1%
% of FP17s Relating to Free Repair or Replacements	0	33	0.0%	1.3%	1.0%	0.8%
% of FP17s Relating to Continuations	0	33	0.0%	1.6%	1.4%	1.2%
% of Patients satisfied with the dentistry they have received	0	0	N/A	94.2%	93.1%	92.8%
% of Patients satisfied with the time they had to wait for an appointment	0	0	N/A	88.8%	89.5%	88.7%

* This is based on patients treated on this contract for their most recent course of treatment. Figures in italics indicate the base number of FP17s or Patient Questionnaire responses are less than 100. N/A is shown where the base number of responses is less than 10 during the period. % is calculated as Quantity/Base number*100

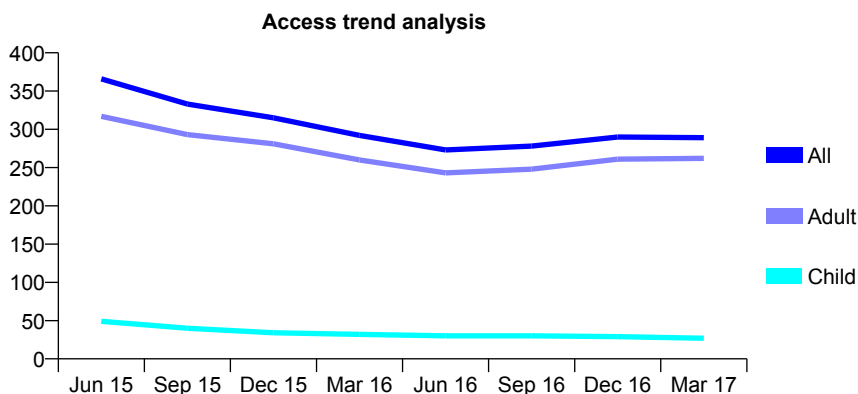
Q51 - Vital Signs At a Glance Contract Report for 848131/0004 - March 2017

Name or company name	MR V ORLIAKLIS
Contract type name	PDS Plus Contract
Purpose of contract	General
Contract start date	01/02/2011
Contract end date	31/08/2017

16/17 Contracted general activity (UDA)	2,000
Carry forward general activity (UDA)	0
16/17 Contracted orthodontic activity (UOA)	0
Carry forward orthodontic activity (UOA)	0
Baseline contract value	£126,671.86

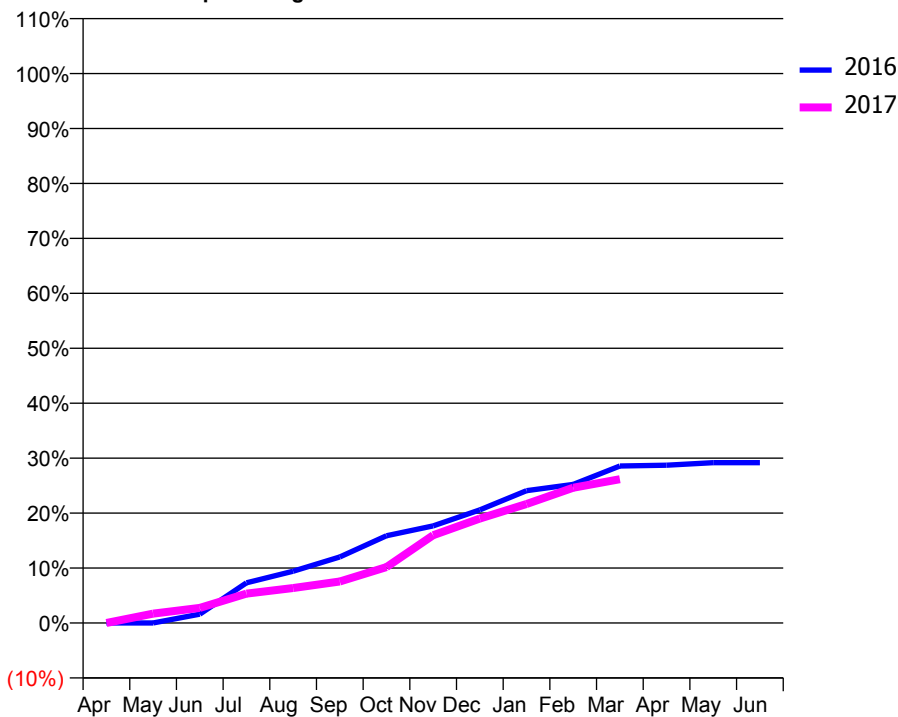
ACCESS*

Patients seen in 24 months	Total	Change since previous quarter
Quarter ending March 2016	292	
Quarter ending June 2016	273	↓
Quarter ending September 2016	278	→
Quarter ending December 2016	290	↑
Quarter ending March 2017	289	→
Variance since March 2016	(1.0%)	↓



ACTIVITY

Cumulative percentage of contracted UDA delivered 2016 & 2017



Month	Adjusted Scheduled Activity (UDA)	
	2016	2017
April	0	0
May	0	34
June	32	55
July	146	107
August	188	127
September	241	151
October	318	203
November	354	319
December	412	380
January	482	433
February	505	492
March	572	523
April	575	
May	584	
June	584	

QUALITY

	Quantity	Base Number	Contract	AT	Region	England
% of FP17s for the same patient ID Re-attending within 3 months - Children	0	28	0.0%	10.5%	13.3%	12.3%
% of FP17s for the same patient ID Re-attending within 3 months - Adults	15	256	5.9%	15.4%	17.3%	16.7%
% of FP17s for the same patient ID Re-attending between 3 & 9 months - Children	9	28	32.1%	58.5%	58.9%	57.6%
% of FP17s for the same patient ID Re-attending between 3 & 9 months - Adults	88	256	34.4%	52.3%	52.2%	50.1%
% of FP17s for Band 1 Urgent Courses	2	261	0.8%	7.7%	9.2%	9.1%
% of FP17s Relating to Free Repair or Replacements	0	261	0.0%	1.3%	1.0%	0.8%
% of FP17s Relating to Continuations	0	261	0.0%	1.6%	1.4%	1.2%
% of Patients satisfied with the dentistry they have received	0	0	N/A	94.2%	93.1%	92.8%
% of Patients satisfied with the time they had to wait for an appointment	0	0	N/A	88.8%	89.5%	88.7%

* This is based on patients treated on this contract for their most recent course of treatment. Figures in italics indicate the base number of FP17s or Patient Questionnaire responses are less than 100. N/A is shown where the base number of responses is less than 10 during the period. % is calculated as Quantity/Base number*100

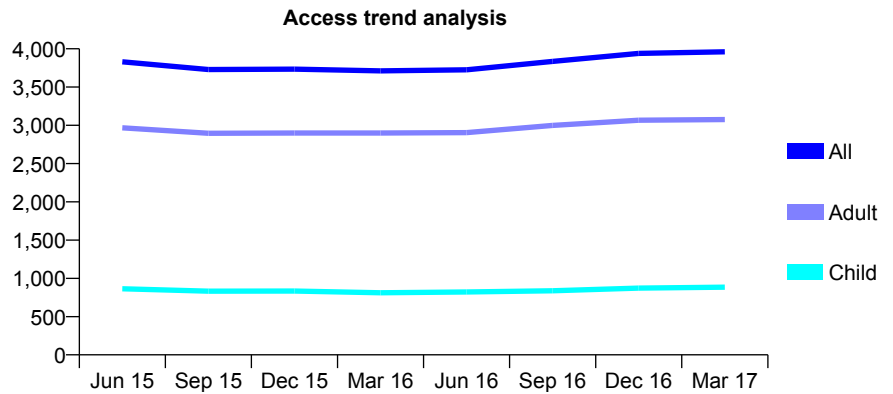
Q51 - Vital Signs At a Glance Contract Report for 855650/0003 - March 2017

Name or company name	MISS F ARDABILI
Contract type name	GDS Contract
Purpose of contract	General
Contract start date	01/01/2012
Contract end date	

16/17 Contracted general activity (UDA)	11,500
Carry forward general activity (UDA)	88
16/17 Contracted orthodontic activity (UOA)	0
Carry forward orthodontic activity (UOA)	0
Baseline contract value	£296,772.64

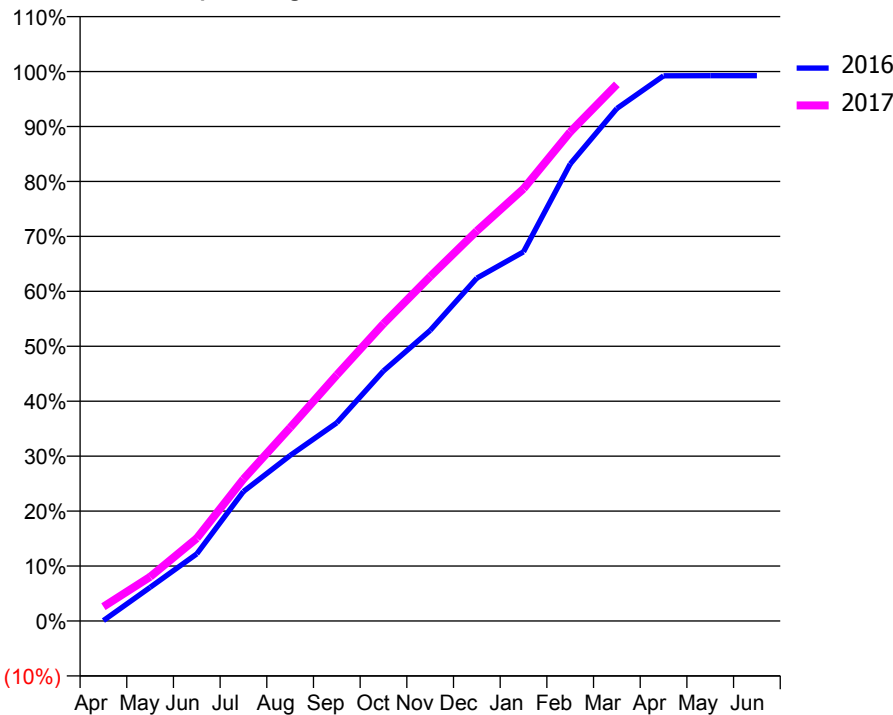
ACCESS*

Patients seen in 24 months	Total	Change since previous quarter
Quarter ending March 2016	3,712	
Quarter ending June 2016	3,726	→
Quarter ending September 2016	3,835	↑
Quarter ending December 2016	3,939	↑
Quarter ending March 2017	3,961	→
Variance since March 2016	6.7%	↑



ACTIVITY

Cumulative percentage of contracted UDA delivered 2016 & 2017



Month	Adjusted Scheduled Activity (UDA)	
	2016	2017
April	8	300
May	705	926
June	1,406	1,733
July	2,711	2,970
August	3,465	4,048
September	4,149	5,149
October	5,233	6,222
November	6,082	7,210
December	7,175	8,163
January	7,726	9,045
February	9,564	10,235
March	10,725	11,232
April	11,410	
May	11,412	
June	11,412	

QUALITY

	Quantity	Base Number	Contract	AT	Region	England
% of FP17s for the same patient ID Re-attending within 3 months - Children	74	1,159	6.4%	10.5%	13.3%	12.3%
% of FP17s for the same patient ID Re-attending within 3 months - Adults	579	3,990	14.5%	15.4%	17.3%	16.7%
% of FP17s for the same patient ID Re-attending between 3 & 9 months - Children	541	1,159	46.7%	58.5%	58.9%	57.6%
% of FP17s for the same patient ID Re-attending between 3 & 9 months - Adults	1,889	3,990	47.3%	52.3%	52.2%	50.1%
% of FP17s for Band 1 Urgent Courses	244	4,918	5.0%	7.7%	9.2%	9.1%
% of FP17s Relating to Free Repair or Replacements	85	4,918	1.7%	1.3%	1.0%	0.8%
% of FP17s Relating to Continuations	90	4,918	1.8%	1.6%	1.4%	1.2%
% of Patients satisfied with the dentistry they have received	9	9	N/A	94.2%	93.1%	92.8%
% of Patients satisfied with the time they had to wait for an appointment	7	9	N/A	88.8%	89.5%	88.7%

* This is based on patients treated on this contract for their most recent course of treatment. Figures in italics indicate the base number of FP17s or Patient Questionnaire responses are less than 100. N/A is shown where the base number of responses is less than 10 during the period. % is calculated as Quantity/Base number*100

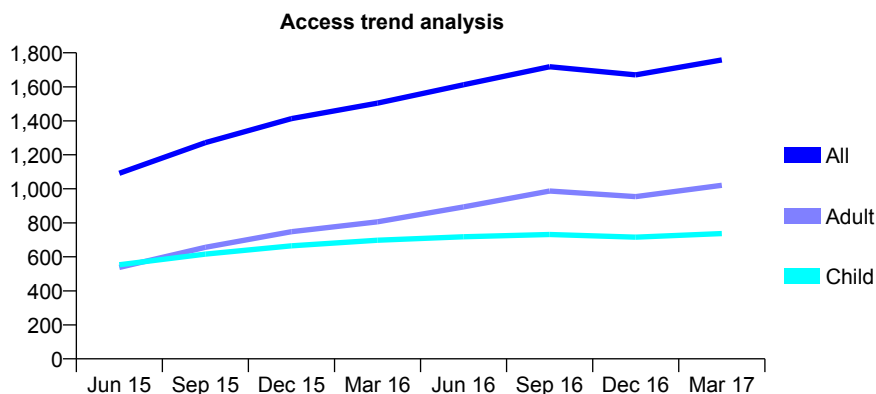
Q51 - Vital Signs At a Glance Contract Report for 855650/0004 - March 2017

Name or company name	MISS F ARDABILI
Contract type name	GDS Contract
Purpose of contract	General
Contract start date	01/10/2014
Contract end date	

16/17 Contracted general activity (UDA)	2,042
Carry forward general activity (UDA)	24
16/17 Contracted orthodontic activity (UOA)	0
Carry forward orthodontic activity (UOA)	0
Baseline contract value	£52,696.49

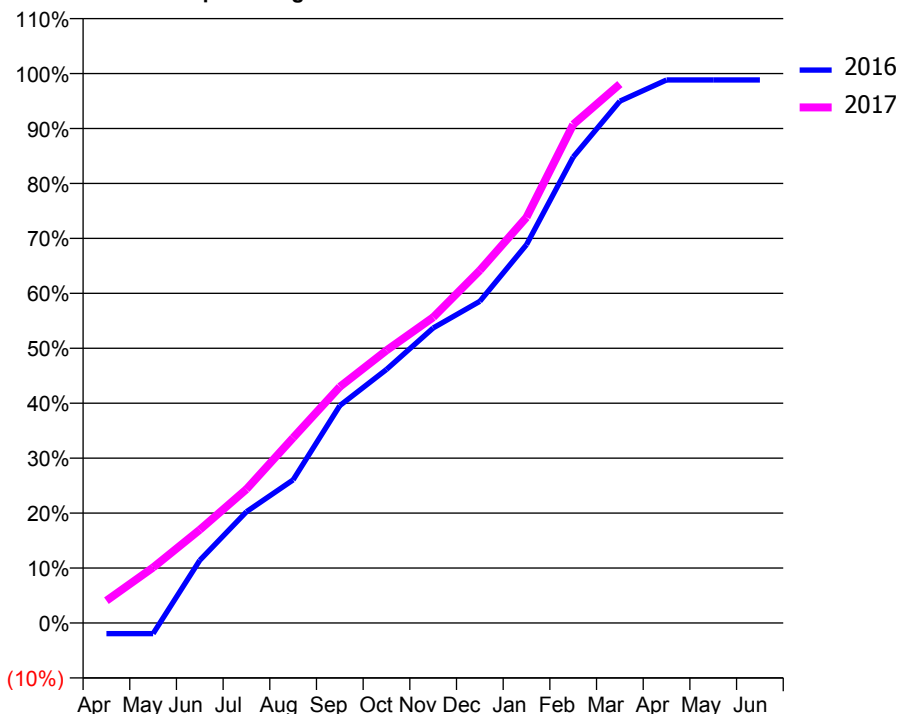
ACCESS*

Patients seen in 24 months	Total	Change since previous quarter
Quarter ending March 2016	1,504	
Quarter ending June 2016	1,612	↑
Quarter ending September 2016	1,718	↑
Quarter ending December 2016	1,670	↓
Quarter ending March 2017	1,758	↑
Variance since March 2016	16.9%	↑



ACTIVITY

Cumulative percentage of contracted UDA delivered 2016 & 2017



Month	Adjusted Scheduled Activity (UDA)	
	2016	2017
April	-40	83
May	-40	206
June	233	346
July	413	497
August	532	689
September	808	878
October	942	1,013
November	1,097	1,136
December	1,196	1,310
January	1,406	1,508
February	1,732	1,853
March	1,939	2,003
April	2,018	
May	2,018	
June	2,018	

QUALITY

	Quantity	Base Number	Contract	AT	Region	England
% of FP17s for the same patient ID Re-attending within 3 months - Children	32	987	3.2%	10.5%	13.3%	12.3%
% of FP17s for the same patient ID Re-attending within 3 months - Adults	67	1,174	5.7%	15.4%	17.3%	16.7%
% of FP17s for the same patient ID Re-attending between 3 & 9 months - Children	563	987	57.0%	58.5%	58.9%	57.6%
% of FP17s for the same patient ID Re-attending between 3 & 9 months - Adults	538	1,174	45.8%	52.3%	52.2%	50.1%
% of FP17s for Band 1 Urgent Courses	9	1,168	0.8%	7.7%	9.2%	9.1%
% of FP17s Relating to Free Repair or Replacements	2	1,168	0.2%	1.3%	1.0%	0.8%
% of FP17s Relating to Continuations	10	1,168	0.9%	1.6%	1.4%	1.2%
% of Patients satisfied with the dentistry they have received	1	1	N/A	94.2%	93.1%	92.8%
% of Patients satisfied with the time they had to wait for an appointment	1	1	N/A	88.8%	89.5%	88.7%

* This is based on patients treated on this contract for their most recent course of treatment. Figures in italics indicate the base number of FP17s or Patient Questionnaire responses are less than 100. N/A is shown where the base number of responses is less than 10 during the period. % is calculated as Quantity/Base number*100

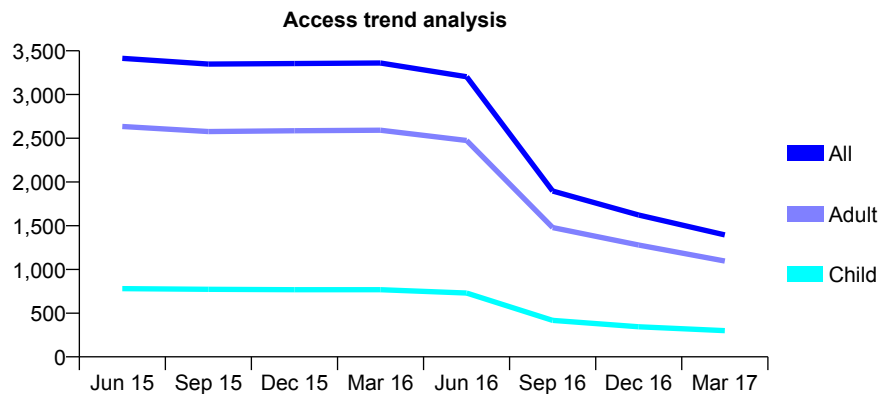
Q51 - Vital Signs At a Glance Contract Report for 895334/0001 - March 2017

Name or company name	MR PJ CRYAN
Contract type name	GDS Contract
Purpose of contract	General
Contract start date	01/04/2006
Contract end date	30/04/2016

16/17 Contracted general activity (UDA)	633
Carry forward general activity (UDA)	0
16/17 Contracted orthodontic activity (UOA)	0
Carry forward orthodontic activity (UOA)	0
Baseline contract value	£17,919.72

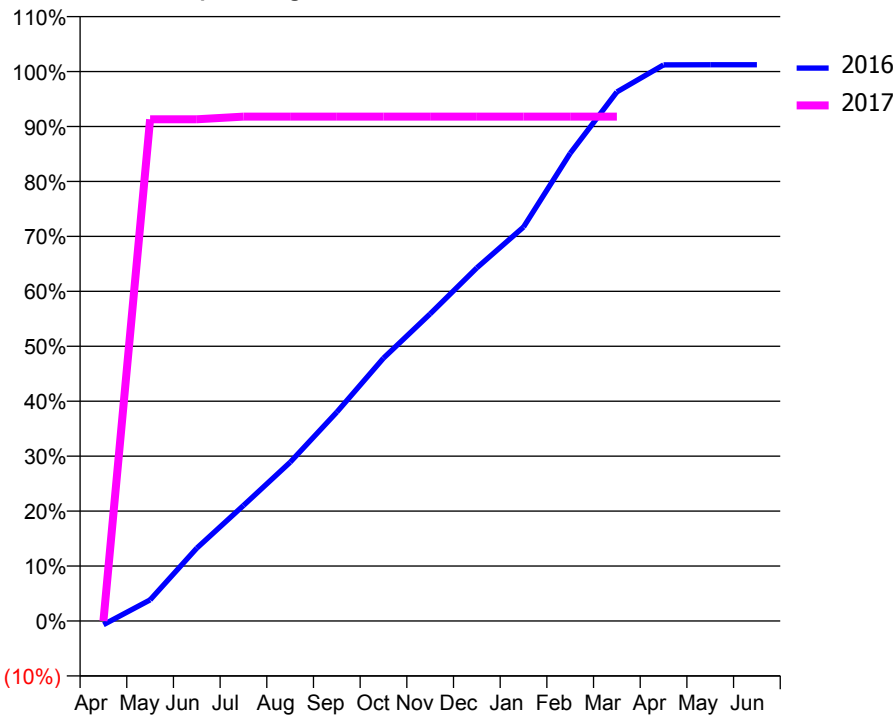
ACCESS*

Patients seen in 24 months	Total	Change since previous quarter
Quarter ending March 2016	3,360	
Quarter ending June 2016	3,204	↓
Quarter ending September 2016	1,896	↓
Quarter ending December 2016	1,622	↓
Quarter ending March 2017	1,395	↓
Variance since March 2016	(58.5%)	↓



ACTIVITY

Cumulative percentage of contracted UDA delivered 2016 & 2017



Month	Adjusted Scheduled Activity (UDA)	
	2016	2017
April	-52	0
May	292	578
June	1,008	578
July	1,598	581
August	2,195	581
September	2,889	581
October	3,636	581
November	4,248	581
December	4,884	581
January	5,449	581
February	6,468	581
March	7,316	581
April	7,690	
May	7,692	
June	7,692	

QUALITY

	Quantity	Base Number	Contract	AT	Region	England
% of FP17s for the same patient ID Re-attending within 3 months - Children	9	131	6.9%	10.5%	13.3%	12.3%
% of FP17s for the same patient ID Re-attending within 3 months - Adults	36	395	9.1%	15.4%	17.3%	16.7%
% of FP17s for the same patient ID Re-attending between 3 & 9 months - Children	69	131	52.7%	58.5%	58.9%	57.6%
% of FP17s for the same patient ID Re-attending between 3 & 9 months - Adults	175	395	44.3%	52.3%	52.2%	50.1%
% of FP17s for Band 1 Urgent Courses	10	309	3.2%	7.7%	9.2%	9.1%
% of FP17s Relating to Free Repair or Replacements	4	309	1.3%	1.3%	1.0%	0.8%
% of FP17s Relating to Continuations	4	309	1.3%	1.6%	1.4%	1.2%
% of Patients satisfied with the dentistry they have received	0	0	N/A	94.2%	93.1%	92.8%
% of Patients satisfied with the time they had to wait for an appointment	0	0	N/A	88.8%	89.5%	88.7%

* This is based on patients treated on this contract for their most recent course of treatment. Figures in italics indicate the base number of FP17s or Patient Questionnaire responses are less than 100. N/A is shown where the base number of responses is less than 10 during the period. % is calculated as Quantity/Base number*100

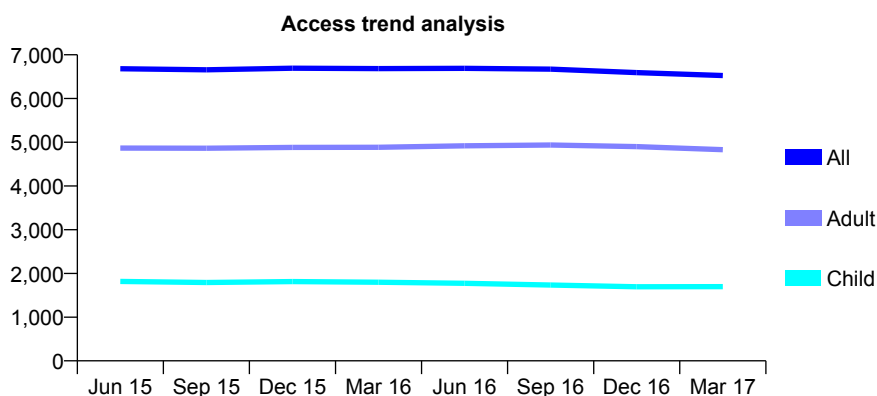
Q51 - Vital Signs At a Glance Contract Report for 916889/0001 - March 2017

Name or company name	MR SG EMMS
Contract type name	GDS Contract
Purpose of contract	General and Orthodontic
Contract start date	01/04/2006
Contract end date	

16/17 Contracted general activity (UDA)	16,671
Carry forward general activity (UDA)	497
16/17 Contracted orthodontic activity (UOA)	525
Carry forward orthodontic activity (UOA)	-6
Baseline contract value	£505,795.31

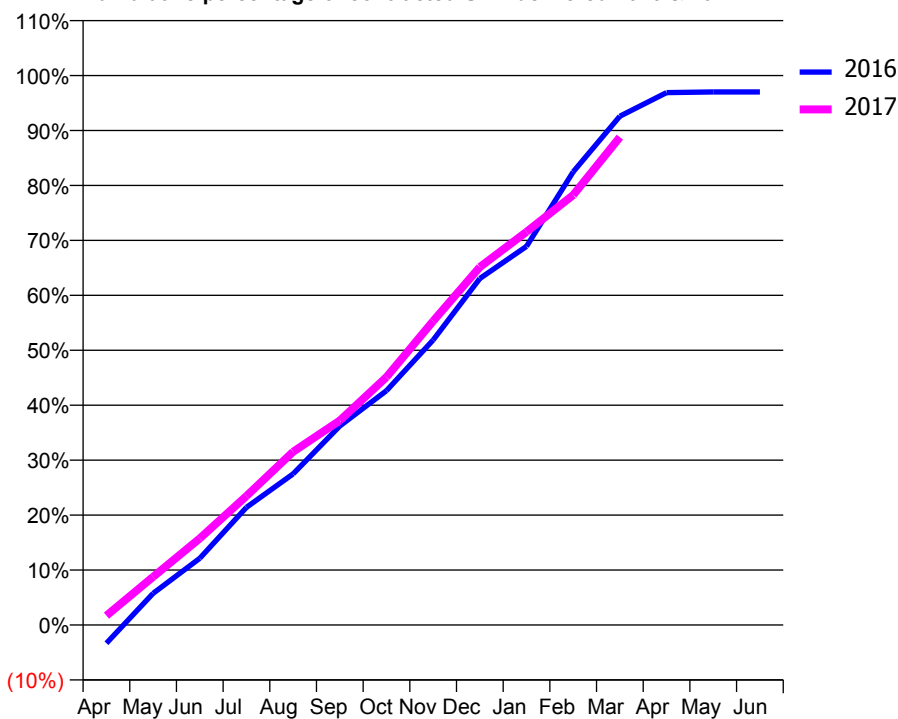
ACCESS*

Patients seen in 24 months	Total	Change since previous quarter
Quarter ending March 2016	6,683	
Quarter ending June 2016	6,691	→
Quarter ending September 2016	6,671	→
Quarter ending December 2016	6,594	↓
Quarter ending March 2017	6,527	↓
Variance since March 2016	(2.3%)	↓



ACTIVITY

Cumulative percentage of contracted UDA delivered 2016 & 2017



Month	Adjusted Scheduled Activity (UDA)	
	2016	2017
April	-557	287
May	963	1,464
June	2,026	2,626
July	3,569	3,913
August	4,587	5,257
September	6,038	6,205
October	7,109	7,524
November	8,649	9,220
December	10,514	10,862
January	11,487	11,930
February	13,748	13,045
March	15,437	14,802
April	16,154	
May	16,172	
June	16,173	

QUALITY

	Quantity	Base Number	Contract	AT	Region	England
% of FP17s for the same patient ID Re-attending within 3 months - Children	320	2,317	13.8%	10.5%	13.3%	12.3%
% of FP17s for the same patient ID Re-attending within 3 months - Adults	1,371	6,531	21.0%	15.4%	17.3%	16.7%
% of FP17s for the same patient ID Re-attending between 3 & 9 months - Children	988	2,317	42.6%	58.5%	58.9%	57.6%
% of FP17s for the same patient ID Re-attending between 3 & 9 months - Adults	2,673	6,531	40.9%	52.3%	52.2%	50.1%
% of FP17s for Band 1 Urgent Courses	809	7,861	10.3%	7.7%	9.2%	9.1%
% of FP17s Relating to Free Repair or Replacements	24	7,861	0.3%	1.3%	1.0%	0.8%
% of FP17s Relating to Continuations	27	7,861	0.3%	1.6%	1.4%	1.2%
% of Patients satisfied with the dentistry they have received	12	13	92.3%	94.2%	93.1%	92.8%
% of Patients satisfied with the time they had to wait for an appointment	13	13	100.0%	88.8%	89.5%	88.7%

* This is based on patients treated on this contract for their most recent course of treatment. Figures in italics indicate the base number of FP17s or Patient Questionnaire responses are less than 100. N/A is shown where the base number of responses is less than 10 during the period. % is calculated as Quantity/Base number*100

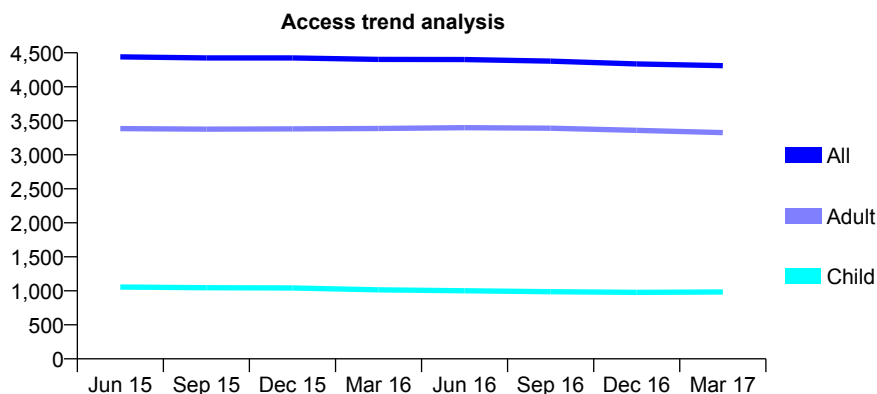
Q51 - Vital Signs At a Glance Contract Report for 927554/0001 - March 2017

Name or company name	MR SI HODGSON
Contract type name	GDS Contract
Purpose of contract	General
Contract start date	01/06/2010
Contract end date	

16/17 Contracted general activity (UDA)	11,298
Carry forward general activity (UDA)	17
16/17 Contracted orthodontic activity (UOA)	0
Carry forward orthodontic activity (UOA)	0
Baseline contract value	£356,899.24

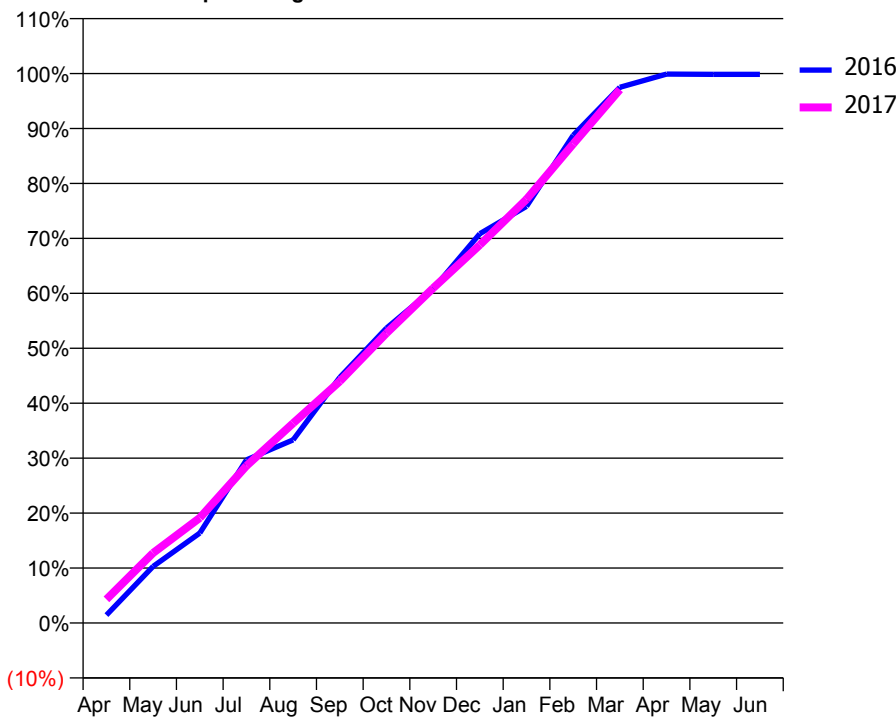
ACCESS*

Patients seen in 24 months	Total	Change since previous quarter
Quarter ending March 2016	4,402	
Quarter ending June 2016	4,400	→
Quarter ending September 2016	4,378	→
Quarter ending December 2016	4,337	→
Quarter ending March 2017	4,310	→
Variance since March 2016	(2.1%)	↓



ACTIVITY

Cumulative percentage of contracted UDA delivered 2016 & 2017



Month	Adjusted Scheduled Activity (UDA)	
	2016	2017
April	161	486
May	1,155	1,441
June	1,835	2,163
July	3,328	3,232
August	3,736	4,107
September	5,011	4,970
October	6,015	5,960
November	6,815	6,885
December	7,941	7,775
January	8,497	8,713
February	9,948	9,849
March	10,926	10,969
April	11,195	
May	11,191	
June	11,191	

QUALITY

	Quantity	Base Number	Contract	AT	Region	England
% of FP17s for the same patient ID Re-attending within 3 months - Children	107	1,708	6.3%	10.5%	13.3%	12.3%
% of FP17s for the same patient ID Re-attending within 3 months - Adults	430	4,556	9.4%	15.4%	17.3%	16.7%
% of FP17s for the same patient ID Re-attending between 3 & 9 months - Children	1,262	1,708	73.9%	58.5%	58.9%	57.6%
% of FP17s for the same patient ID Re-attending between 3 & 9 months - Adults	2,664	4,556	58.5%	52.3%	52.2%	50.1%
% of FP17s for Band 1 Urgent Courses	488	6,126	8.0%	7.7%	9.2%	9.1%
% of FP17s Relating to Free Repair or Replacements	100	6,126	1.6%	1.3%	1.0%	0.8%
% of FP17s Relating to Continuations	4	6,126	0.1%	1.6%	1.4%	1.2%
% of Patients satisfied with the dentistry they have received	12	12	100.0%	94.2%	93.1%	92.8%
% of Patients satisfied with the time they had to wait for an appointment	11	12	91.7%	88.8%	89.5%	88.7%

* This is based on patients treated on this contract for their most recent course of treatment. Figures in italics indicate the base number of FP17s or Patient Questionnaire responses are less than 100. N/A is shown where the base number of responses is less than 10 during the period. % is calculated as Quantity/Base number*100

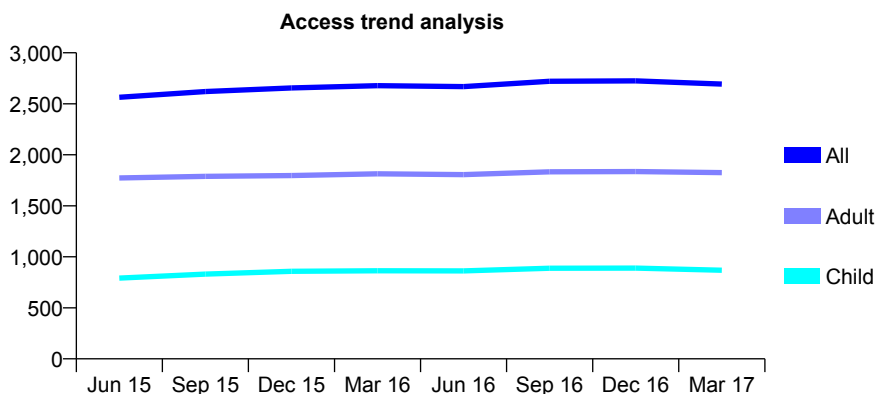
Q51 - Vital Signs At a Glance Contract Report for 933333/0001 - March 2017

Name or company name	MR DA IGOE
Contract type name	GDS Contract
Purpose of contract	General
Contract start date	01/04/2006
Contract end date	

16/17 Contracted general activity (UDA)	7,226
Carry forward general activity (UDA)	-25
16/17 Contracted orthodontic activity (UOA)	0
Carry forward orthodontic activity (UOA)	0
Baseline contract value	£179,365.80

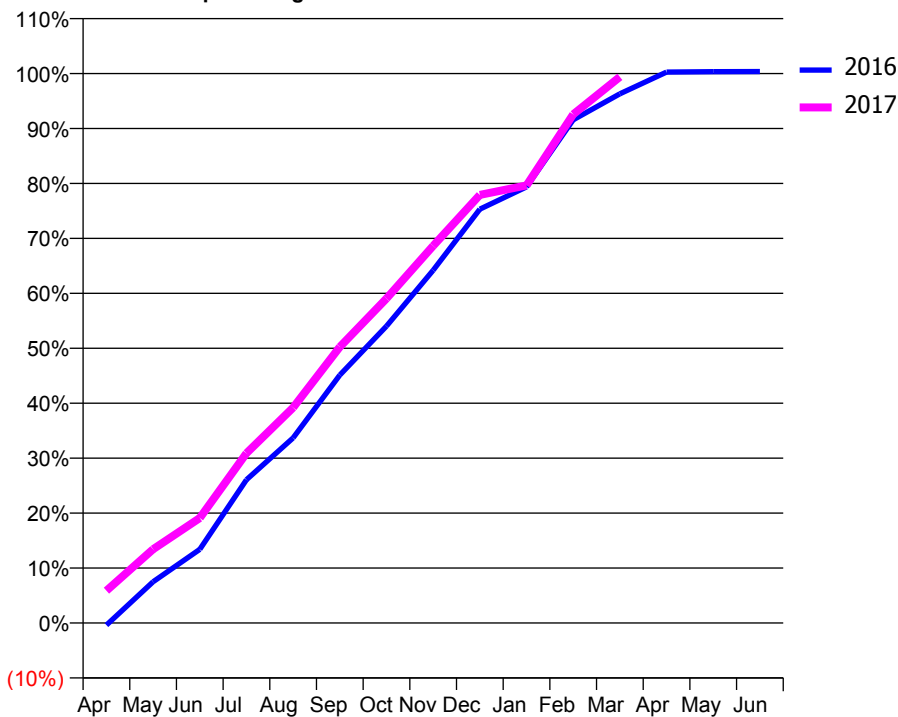
ACCESS*

Patients seen in 24 months	Total	Change since previous quarter
Quarter ending March 2016	2,678	
Quarter ending June 2016	2,668	→
Quarter ending September 2016	2,721	→
Quarter ending December 2016	2,725	→
Quarter ending March 2017	2,693	↓
Variance since March 2016	0.6%	→



ACTIVITY

Cumulative percentage of contracted UDA delivered 2016 & 2017



Adjusted Scheduled Activity (UDA)

Month	2016	2017
April	-29	426
May	542	971
June	968	1,381
July	1,884	2,233
August	2,435	2,833
September	3,261	3,631
October	3,904	4,268
November	4,638	4,959
December	5,442	5,630
January	5,735	5,754
February	6,617	6,690
March	6,959	7,181
April	7,245	
May	7,250	
June	7,251	

QUALITY

	Quantity	Base Number	Contract	AT	Region	England
% of FP17s for the same patient ID Re-attending within 3 months - Children	149	1,478	10.1%	10.5%	13.3%	12.3%
% of FP17s for the same patient ID Re-attending within 3 months - Adults	416	2,754	15.1%	15.4%	17.3%	16.7%
% of FP17s for the same patient ID Re-attending between 3 & 9 months - Children	936	1,478	63.3%	58.5%	58.9%	57.6%
% of FP17s for the same patient ID Re-attending between 3 & 9 months - Adults	1,585	2,754	57.6%	52.3%	52.2%	50.1%
% of FP17s for Band 1 Urgent Courses	219	4,094	5.3%	7.7%	9.2%	9.1%
% of FP17s Relating to Free Repair or Replacements	37	4,094	0.9%	1.3%	1.0%	0.8%
% of FP17s Relating to Continuations	57	4,094	1.4%	1.6%	1.4%	1.2%
% of Patients satisfied with the dentistry they have received	7	7	N/A	94.2%	93.1%	92.8%
% of Patients satisfied with the time they had to wait for an appointment	7	7	N/A	88.8%	89.5%	88.7%

* This is based on patients treated on this contract for their most recent course of treatment. Figures in italics indicate the base number of FP17s or Patient Questionnaire responses are less than 100. N/A is shown where the base number of responses is less than 10 during the period. % is calculated as Quantity/Base number*100

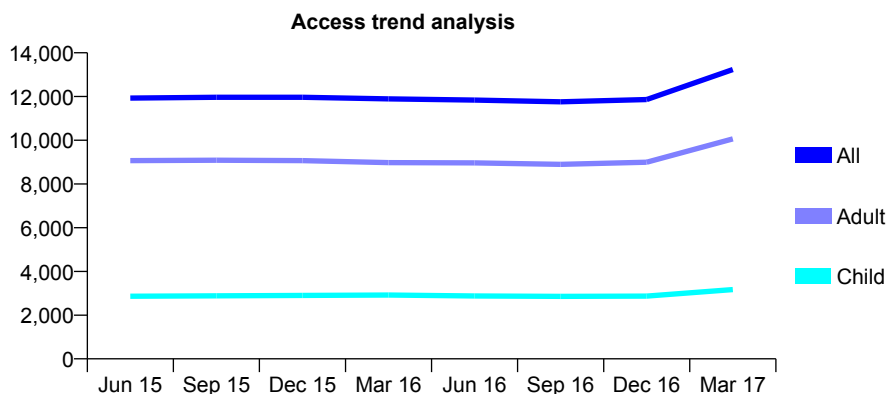
Q51 - Vital Signs At a Glance Contract Report for 934801/0001 - March 2017

Name or company name	MR KS KHEHRA
Contract type name	GDS Contract
Purpose of contract	General
Contract start date	01/04/2006
Contract end date	

16/17 Contracted general activity (UDA)	41,454
Carry forward general activity (UDA)	-231
16/17 Contracted orthodontic activity (UOA)	0
Carry forward orthodontic activity (UOA)	0
Baseline contract value	£1,250,408.39

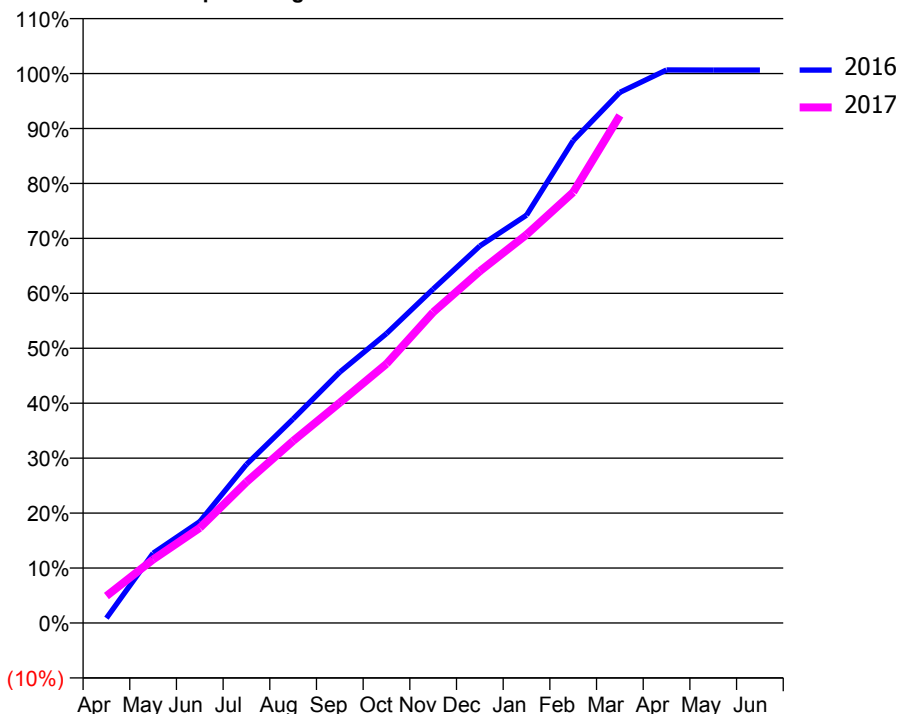
ACCESS*

Patients seen in 24 months	Total	Change since previous quarter
Quarter ending March 2016	11,894	
Quarter ending June 2016	11,839	→
Quarter ending September 2016	11,759	→
Quarter ending December 2016	11,864	→
Quarter ending March 2017	13,232	↑
Variance since March 2016	11.2%	↑



ACTIVITY

Cumulative percentage of contracted UDA delivered 2016 & 2017



Month	Adjusted Scheduled Activity (UDA)	
	2016	2017
April	336	2,041
May	4,792	4,789
June	6,961	7,181
July	10,891	10,633
August	14,010	13,740
September	17,221	16,622
October	19,867	19,550
November	22,933	23,440
December	25,888	26,544
January	28,001	29,297
February	33,115	32,494
March	36,436	38,293
April	37,966	
May	37,957	
June	37,957	

QUALITY

	Quantity	Base Number	Contract	AT	Region	England
% of FP17s for the same patient ID Re-attending within 3 months - Children	451	4,796	9.4%	10.5%	13.3%	12.3%
% of FP17s for the same patient ID Re-attending within 3 months - Adults	2,675	14,815	18.1%	15.4%	17.3%	16.7%
% of FP17s for the same patient ID Re-attending between 3 & 9 months - Children	2,701	4,796	56.3%	58.5%	58.9%	57.6%
% of FP17s for the same patient ID Re-attending between 3 & 9 months - Adults	7,188	14,815	48.5%	52.3%	52.2%	50.1%
% of FP17s for Band 1 Urgent Courses	1,717	18,040	9.5%	7.7%	9.2%	9.1%
% of FP17s Relating to Free Repair or Replacements	220	18,040	1.2%	1.3%	1.0%	0.8%
% of FP17s Relating to Continuations	248	18,040	1.4%	1.6%	1.4%	1.2%
% of Patients satisfied with the dentistry they have received	41	42	97.6%	94.2%	93.1%	92.8%
% of Patients satisfied with the time they had to wait for an appointment	36	42	85.7%	88.8%	89.5%	88.7%

* This is based on patients treated on this contract for their most recent course of treatment. Figures in italics indicate the base number of FP17s or Patient Questionnaire responses are less than 100. N/A is shown where the base number of responses is less than 10 during the period. % is calculated as Quantity/Base number*100

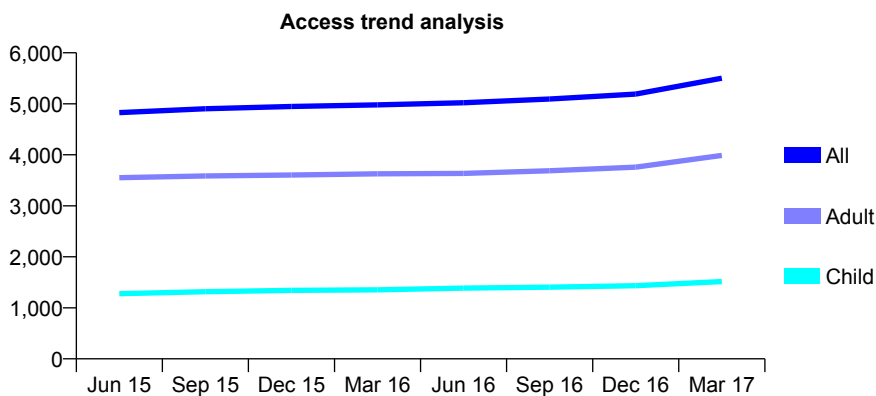
Q51 - Vital Signs At a Glance Contract Report for 934801/0002 - March 2017

Name or company name	MR KS KHEHRA
Contract type name	GDS Contract
Purpose of contract	General
Contract start date	17/08/2009
Contract end date	

16/17 Contracted general activity (UDA)	14,000
Carry forward general activity (UDA)	0
16/17 Contracted orthodontic activity (UOA)	0
Carry forward orthodontic activity (UOA)	0
Baseline contract value	£436,345.93

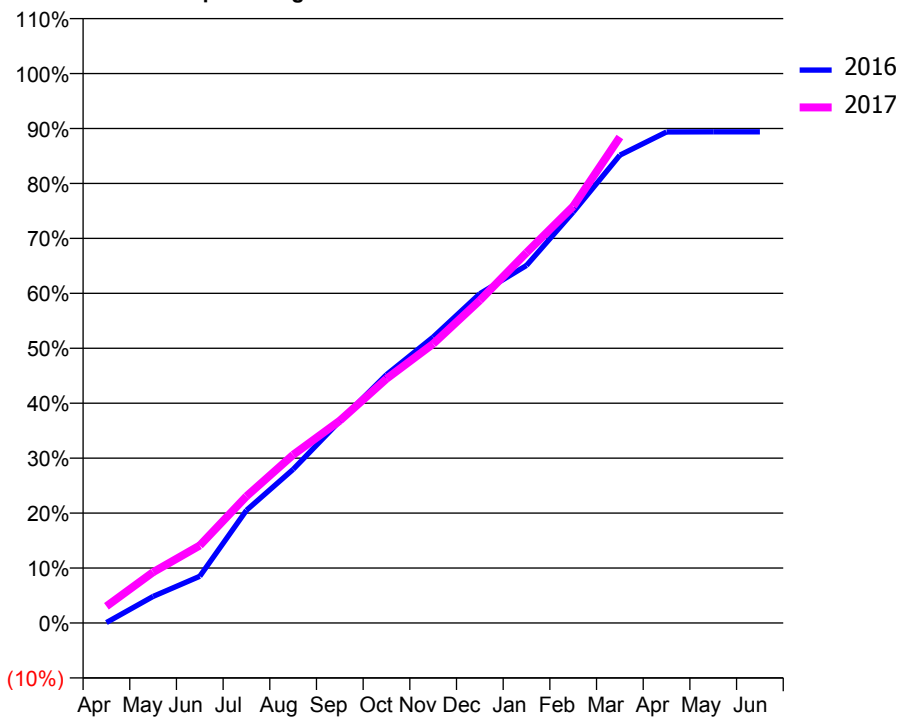
ACCESS*

Patients seen in 24 months	Total	Change since previous quarter
Quarter ending March 2016	4,980	
Quarter ending June 2016	5,020	→
Quarter ending September 2016	5,093	→
Quarter ending December 2016	5,191	→
Quarter ending March 2017	5,503	↑
Variance since March 2016	10.5%	↑



ACTIVITY

Cumulative percentage of contracted UDA delivered 2016 & 2017



Month	Adjusted Scheduled Activity (UDA)	
	2016	2017
April	11	428
May	677	1,296
June	1,192	1,975
July	2,872	3,228
August	3,916	4,285
September	5,146	5,154
October	6,326	6,222
November	7,287	7,113
December	8,390	8,221
January	9,110	9,435
February	10,468	10,615
March	11,920	12,383
April	12,512	
May	12,514	
June	12,514	

QUALITY

	Quantity	Base Number	Contract	AT	Region	England
% of FP17s for the same patient ID Re-attending within 3 months - Children	164	2,063	7.9%	10.5%	13.3%	12.3%
% of FP17s for the same patient ID Re-attending within 3 months - Adults	909	5,202	17.5%	15.4%	17.3%	16.7%
% of FP17s for the same patient ID Re-attending between 3 & 9 months - Children	1,130	2,063	54.8%	58.5%	58.9%	57.6%
% of FP17s for the same patient ID Re-attending between 3 & 9 months - Adults	2,445	5,202	47.0%	52.3%	52.2%	50.1%
% of FP17s for Band 1 Urgent Courses	631	6,082	10.4%	7.7%	9.2%	9.1%
% of FP17s Relating to Free Repair or Replacements	56	6,082	0.9%	1.3%	1.0%	0.8%
% of FP17s Relating to Continuations	77	6,082	1.3%	1.6%	1.4%	1.2%
% of Patients satisfied with the dentistry they have received	3	3	N/A	94.2%	93.1%	92.8%
% of Patients satisfied with the time they had to wait for an appointment	3	3	N/A	88.8%	89.5%	88.7%

* This is based on patients treated on this contract for their most recent course of treatment. Figures in italics indicate the base number of FP17s or Patient Questionnaire responses are less than 100. N/A is shown where the base number of responses is less than 10 during the period. % is calculated as Quantity/Base number*100

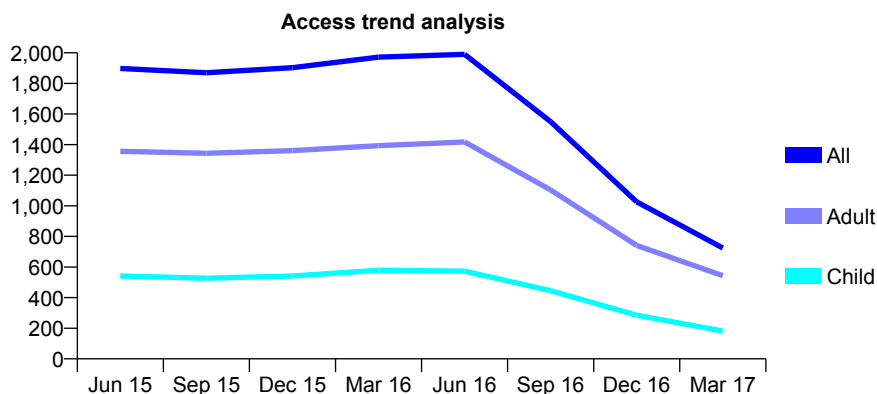
Q51 - Vital Signs At a Glance Contract Report for 935611/0002 - March 2017

Name or company name	MR W BEUKES
Contract type name	GDS Contract
Purpose of contract	General
Contract start date	01/04/2009
Contract end date	30/06/2016

16/17 Contracted general activity (UDA)	2,000
Carry forward general activity (UDA)	0
16/17 Contracted orthodontic activity (UOA)	0
Carry forward orthodontic activity (UOA)	0
Baseline contract value	£55,449.23

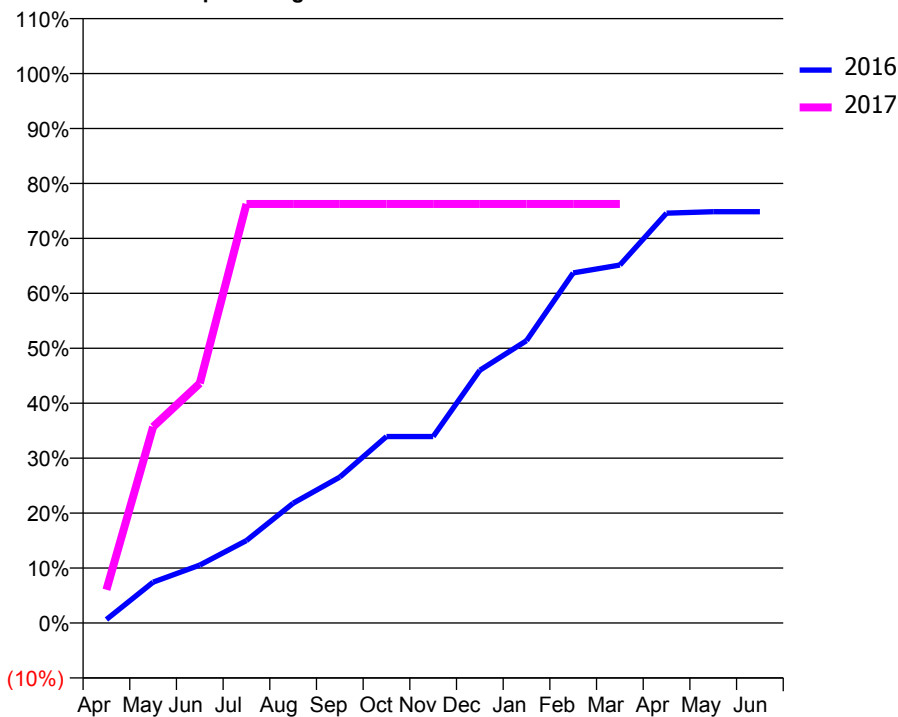
ACCESS*

Patients seen in 24 months	Total	Change since previous quarter
Quarter ending March 2016	1,972	
Quarter ending June 2016	1,990	→
Quarter ending September 2016	1,550	↓
Quarter ending December 2016	1,026	↓
Quarter ending March 2017	725	↓
Variance since March 2016	(63.2%)	↓



ACTIVITY

Cumulative percentage of contracted UDA delivered 2016 & 2017



Adjusted Scheduled Activity (UDA)

Month	2016	2017
April	51	121
May	595	714
June	843	872
July	1,201	1,525
August	1,744	1,525
September	2,125	1,525
October	2,715	1,525
November	2,715	1,525
December	3,680	1,525
January	4,111	1,525
February	5,097	1,525
March	5,211	1,525
April	5,967	
May	5,988	
June	5,988	

QUALITY

	Quantity	Base Number	Contract	AT	Region	England
% of FP17s for the same patient ID Re-attending within 3 months - Children	28	254	11.0%	10.5%	13.3%	12.3%
% of FP17s for the same patient ID Re-attending within 3 months - Adults	153	683	22.4%	15.4%	17.3%	16.7%
% of FP17s for the same patient ID Re-attending between 3 & 9 months - Children	126	254	49.6%	58.5%	58.9%	57.6%
% of FP17s for the same patient ID Re-attending between 3 & 9 months - Adults	289	683	42.3%	52.3%	52.2%	50.1%
% of FP17s for Band 1 Urgent Courses	86	598	14.4%	7.7%	9.2%	9.1%
% of FP17s Relating to Free Repair or Replacements	4	598	0.7%	1.3%	1.0%	0.8%
% of FP17s Relating to Continuations	11	598	1.8%	1.6%	1.4%	1.2%
% of Patients satisfied with the dentistry they have received	1	1	N/A	94.2%	93.1%	92.8%
% of Patients satisfied with the time they had to wait for an appointment	1	1	N/A	88.8%	89.5%	88.7%

* This is based on patients treated on this contract for their most recent course of treatment. Figures in italics indicate the base number of FP17s or Patient Questionnaire responses are less than 100. N/A is shown where the base number of responses is less than 10 during the period. % is calculated as Quantity/Base number*100

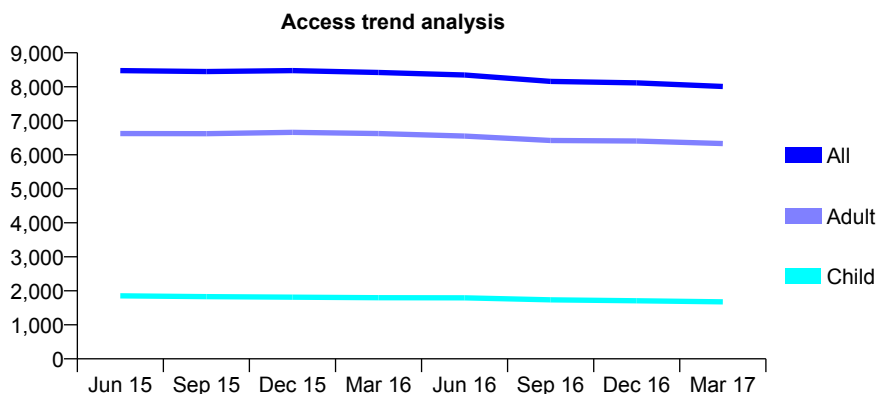
Q51 - Vital Signs At a Glance Contract Report for 942987/0002 - March 2017

Name or company name	MR CA GODFREY
Contract type name	GDS Contract
Purpose of contract	General
Contract start date	26/12/2011
Contract end date	

16/17 Contracted general activity (UDA)	22,459
Carry forward general activity (UDA)	0
16/17 Contracted orthodontic activity (UOA)	0
Carry forward orthodontic activity (UOA)	0
Baseline contract value	£577,870.07

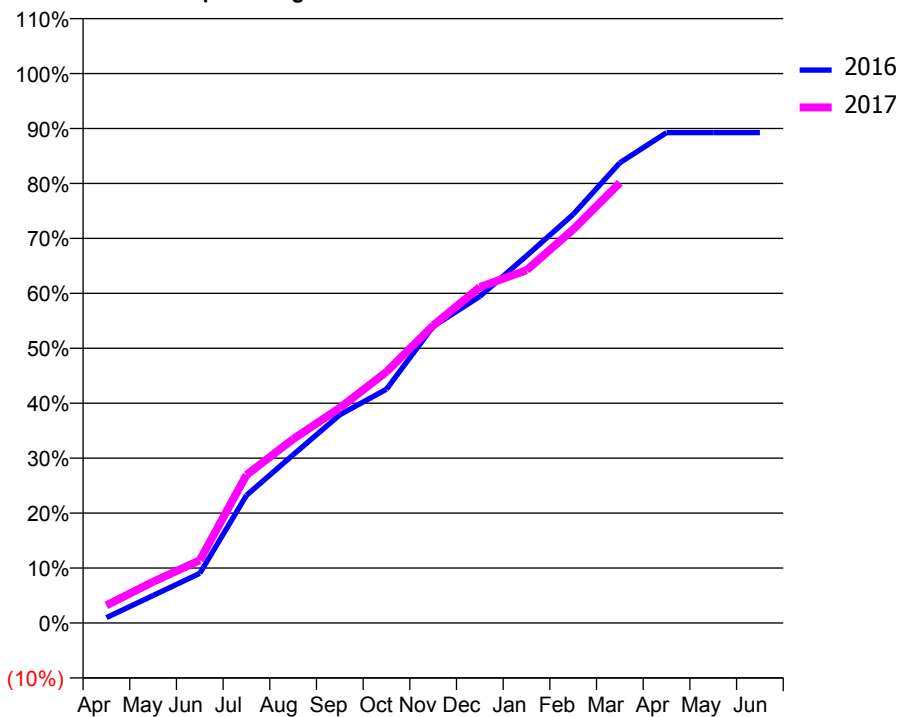
ACCESS*

Patients seen in 24 months	Total	Change since previous quarter
Quarter ending March 2016	8,423	
Quarter ending June 2016	8,347	→
Quarter ending September 2016	8,158	↓
Quarter ending December 2016	8,114	→
Quarter ending March 2017	8,010	↓
Variance since March 2016	(4.9%)	↓



ACTIVITY

Cumulative percentage of contracted UDA delivered 2016 & 2017



Adjusted Scheduled Activity (UDA)

Month	2016	2017
April	236	720
May	1,212	1,688
June	2,191	2,564
July	5,629	6,051
August	7,417	7,519
September	9,178	8,793
October	10,307	10,264
November	13,074	12,164
December	14,400	13,729
January	16,184	14,417
February	18,010	16,086
March	20,289	17,993
April	21,616	
May	21,616	
June	21,616	

QUALITY

	Quantity	Base Number	Contract	AT	Region	England
% of FP17s for the same patient ID Re-attending within 3 months - Children	140	2,017	6.9%	10.5%	13.3%	12.3%
% of FP17s for the same patient ID Re-attending within 3 months - Adults	1,346	8,115	16.6%	15.4%	17.3%	16.7%
% of FP17s for the same patient ID Re-attending between 3 & 9 months - Children	989	2,017	49.0%	58.5%	58.9%	57.6%
% of FP17s for the same patient ID Re-attending between 3 & 9 months - Adults	3,945	8,115	48.6%	52.3%	52.2%	50.1%
% of FP17s for Band 1 Urgent Courses	780	9,510	8.2%	7.7%	9.2%	9.1%
% of FP17s Relating to Free Repair or Replacements	131	9,510	1.4%	1.3%	1.0%	0.8%
% of FP17s Relating to Continuations	319	9,510	3.4%	1.6%	1.4%	1.2%
% of Patients satisfied with the dentistry they have received	13	14	92.9%	94.2%	93.1%	92.8%
% of Patients satisfied with the time they had to wait for an appointment	14	14	100.0%	88.8%	89.5%	88.7%

* This is based on patients treated on this contract for their most recent course of treatment. Figures in italics indicate the base number of FP17s or Patient Questionnaire responses are less than 100. N/A is shown where the base number of responses is less than 10 during the period. % is calculated as Quantity/Base number*100

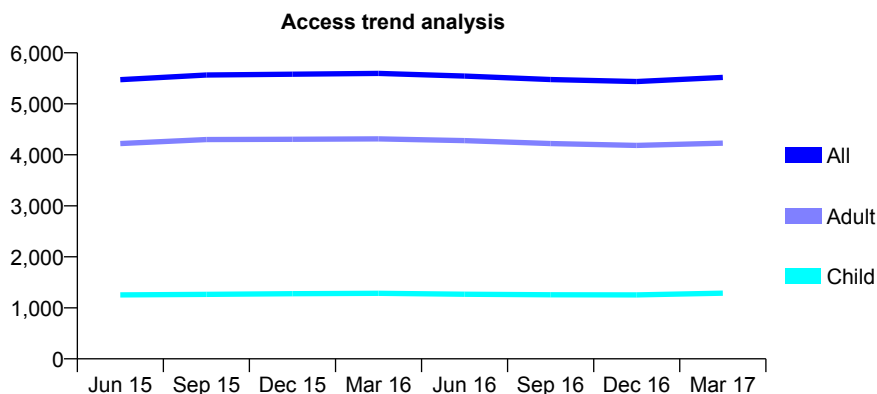
Q51 - Vital Signs At a Glance Contract Report for 951412/0001 - March 2017

Name or company name	MR ML MILBOURN
Contract type name	GDS Contract
Purpose of contract	General
Contract start date	05/01/2009
Contract end date	

16/17 Contracted general activity (UDA)	12,278
Carry forward general activity (UDA)	-189
16/17 Contracted orthodontic activity (UOA)	0
Carry forward orthodontic activity (UOA)	0
Baseline contract value	£316,849.95

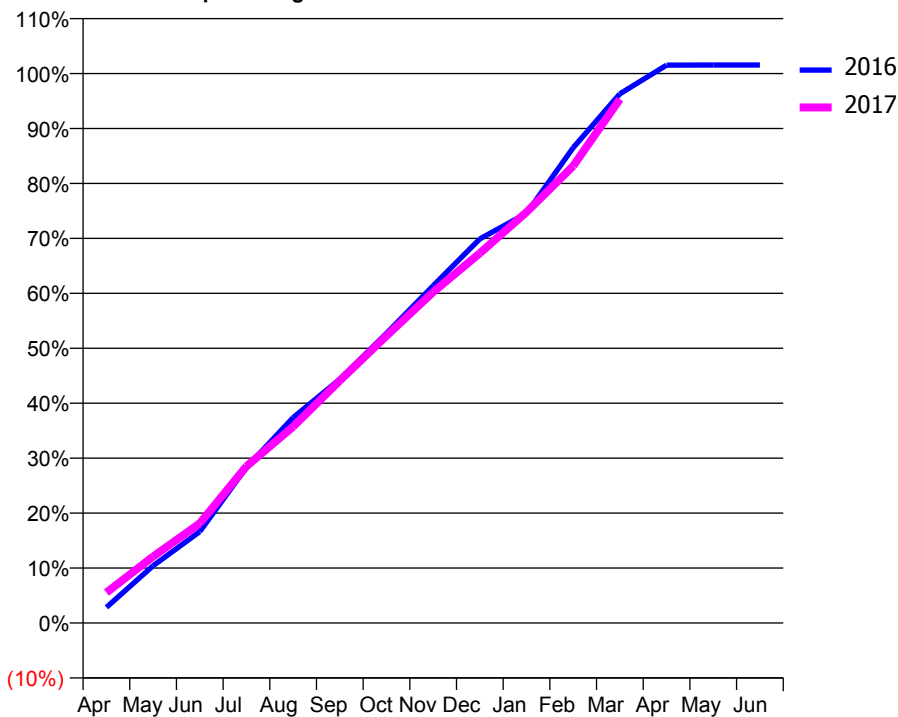
ACCESS*

Patients seen in 24 months	Total	Change since previous quarter
Quarter ending March 2016	5,596	
Quarter ending June 2016	5,545	→
Quarter ending September 2016	5,476	↓
Quarter ending December 2016	5,437	→
Quarter ending March 2017	5,518	→
Variance since March 2016	(1.4%)	↓



ACTIVITY

Cumulative percentage of contracted UDA delivered 2016 & 2017



Month	Adjusted Scheduled Activity (UDA)	
	2016	2017
April	350	681
May	1,280	1,484
June	2,042	2,227
July	3,479	3,503
August	4,591	4,386
September	5,449	5,416
October	6,473	6,416
November	7,538	7,393
December	8,583	8,263
January	9,155	9,180
February	10,620	10,211
March	11,823	11,705
April	12,466	
May	12,467	
June	12,467	

QUALITY

	Quantity	Base Number	Contract	AT	Region	England
% of FP17s for the same patient ID Re-attending within 3 months - Children	95	1,701	5.6%	10.5%	13.3%	12.3%
% of FP17s for the same patient ID Re-attending within 3 months - Adults	645	5,462	11.8%	15.4%	17.3%	16.7%
% of FP17s for the same patient ID Re-attending between 3 & 9 months - Children	924	1,701	54.3%	58.5%	58.9%	57.6%
% of FP17s for the same patient ID Re-attending between 3 & 9 months - Adults	2,964	5,462	54.3%	52.3%	52.2%	50.1%
% of FP17s for Band 1 Urgent Courses	320	6,253	5.1%	7.7%	9.2%	9.1%
% of FP17s Relating to Free Repair or Replacements	72	6,253	1.2%	1.3%	1.0%	0.8%
% of FP17s Relating to Continuations	92	6,253	1.5%	1.6%	1.4%	1.2%
% of Patients satisfied with the dentistry they have received	12	12	100.0%	94.2%	93.1%	92.8%
% of Patients satisfied with the time they had to wait for an appointment	12	12	100.0%	88.8%	89.5%	88.7%

* This is based on patients treated on this contract for their most recent course of treatment. Figures in italics indicate the base number of FP17s or Patient Questionnaire responses are less than 100. N/A is shown where the base number of responses is less than 10 during the period. % is calculated as Quantity/Base number*100